



2006-07 RAZORBACK GOLF

2006-07 Schedule and Results

Date	Tournament	Course	Site	Team Finish	Team Score	Top Individual
Sept. 14-15	Del Walker Intercollegiate	Virginia CC	Long Beach, Calif.	t1st	856	t3 - Turner, 213 (E)
Oct. 2-3	Wolf Pack Invitational	Wolf Run GC	Reno, Nev.	7th	874	t16 - Cuthbertson, 215 (-1)
Oct. 7-8	Kentucky/Indiana Intercollegiate	Wolf Run CC	Zionsville, Ind.	5th	902	t3 - Landry, 217 (+4)
Oct. 15-17	Univ. of Oklahoma Intercollegiate	Oak Tree GC	Edmond, Okla.	7th	923	6 - Landry, 223 (+10)
Nov. 6-7	CordeValle Collegiate	CordeValle CC	San Martin, Calif.	t12th	871	t25 - Hopkins, 215 (-1)
Feb. 12	Lochinvar Challenge	Lochinvar GC	Houston, Texas	2nd	304	4 - Allen McFerran 75 (+3)
Feb. 21-23	John A. Burns Intercollegiate	Leilehua GC	Wahinawa, Hawai'i	t14th	872	t4 - Landry, 208 (-8)
Mar. 5-6	USD Collegiate Invitational	The Farms GC	San Diego, Calif.	6th	892	t3 - Landry, 211 (-5)
Mar. 16-17	Border Olympics	Laredo CC	Laredo, Texas	7th	867	t12 - Landry, 214 (-2)
Mar. 25-27	Hootie at Bulls Bay	Bulls Bay GC	Awendaw, S.C.	15th	894	t31 - Landry, 217 (+4)
Apr. 2-3	Diet Pepsi Shocker Classic	Wichita Country Club	Wichita, Kan.	10th	912	t2 - Landry, 220 (+7)
Apr. 14-15	US Intercollegiate	Stanford GC	Stanford, Calif.	t10th	879	t7 - Landry, 211 (+1)
Apr. 20-22	SEC Championships	Sea Island GC	St. Simon Island, Ga.	10th	897	t4 - Landry, 216 (+6)
May 17-19	NCAA Regionals	Rich Harvest Farms	Sugar Grove, Ill.	N/A	-	t6 - Landy, 221 (+6)
May 30-Jun 2	NCAA Championships	Golden Horseshoe GC	Williamsburg, Va.			

2006-07 Overall Stroke Averages

Player	Rounds	Strokes	vs. Par	Low	High	Avg.	Avg vs Par	Top Finish
Andrew Landry	40	2888	+35	65	77	72.2	+0.88	t2nd - Diet Pepsi Shocker Classic
Jason Turner	27	2019	+94	69	86	74.78	+3.48	t3rd - Del Walker Intercollegiate
Stephen Cox	13	970	+37	71	79	74.62	+2.85	t5th - Lochinvar Challenge
Barrett Lais	15	1127	+65	71	82	75.13	+4.33	t36th - Del Walker/US Intercollegiates
Beau Glover	21	1579	+88	71	83	75.19	+4.19	t30th - Del Walker Intercollegiate
Andrew Hopkins	6	452	+23	69	82	75.33	+3.83	t25th - Corde Valle Collegiate
Jason Cuthbertson	18	1357	+74	69	85	75.39	+4.11	t12th - Del Walker Intercollegiate
Frederico Colombo	16	1211	+65	66	81	75.69	+4.06	t7th - Lochinvar Challenge
Dalton Owens	16	1215	+78	69	81	75.94	+4.88	t9th - Lochinvar Challenge
Scotty Campbell	6	467	+38	70	89	77.83	+6.33	52nd - Wolf Run Intercollegiate
Allen McFerran	7	545	+43	74	82	77.86	+6.14	4th - Lochinvar Challenge
Andrew Carroll	3	244	+34	80	83	81.33	+11.33	77th - U.S. Intercollegiate
Indiv. Totals	188	14074	+532	65	89	74.86	+2.83	t2nd - Diet Pepsi Shocker Classic
Team Scores	37	10932	+387	282	316	295.46	+10.46	t1st - Del Walker Intercollegiate
*Andrew Carroll	1	80	+8	80	80	80.00	+8.00	15th - Lochinvar Challenge
*Scotty Campbell	3	217	+1	71	75	72.33	+0.33	t26 - Wolf Pack Classic

*competed as an individual

2006-07 Miscellaneous Statistics

Player	Cl.	Hometown	Tourneys	Victories	Top Five	6-10	11-20	Rds. in 60s	Low 54
Andrew Landry	So.	Port Neches, Texas	13	0	6	3	1	5	208
Jason Turner	So.	Little Rock, Ark.	8	0	1	0	1	1	213
Beau Glover	Sr.	Sherwood, Ark.	7	0	0	0	0	0	219
Jason Cuthbertson	So.	Conway, Ark.	6	0	0	0	2	1	215
Frederico Colombo	Fr.	Giussano, Italy	6	0	0	0	0	1	220
Stephen Cox	R-Fr.	Jonesboro, Ark.	5	0	1	0	0	0	217
Dalton Owens	R-Fr.	Mt. Vernon, Mo.	5	0	1	0	0	1	216
Barrett Lais	Jr.	Joplin, Mo.	5	0	0	0	0	0	220
Allen McFerran	Jr.	Fort Smith, Ark.	3	0	0	0	0	0	231
Andrew Hopkins	Fr.	Little Rock, Ark.	2	0	0	0	0	0	215
Scotty Campbell	Jr.	Conway, Ark.	2	0	0	0	0	0	243
Andrew Carroll	R-Fr.	Little Rock, Ark.	1	0	0	0	0	0	244

Miscellaneous Career Statistics (Returning Players Only)

Player	Tourneys	Victories	Top Five	6-10	11-20	Rds. in 60s	Low 18	Low 54	Low 72	All-SEC
Beau Glover	31	0	0	1	3	4	67	215	-	-
Scotty Campbell	25	0	0	1	4	8	67	209	-	-
Jason Turner	10	0	2	0	0	4	67	205	-	-
Will Osborne	8	0	0	0	2	1	68	210	-	-
Barrett Lais	8	0	0	0	0	0	70	215	-	-
Allen McFerran	6	0	0	0	0	0	71	224	-	-



2006-07 RAZORBACK GOLF

Del Walker Intercollegiate

Virginia Country Club • Long Beach, Calif. • Par 71 • 6,633 Yards

t1. Arkansas	282-287-287 – 856 (+4)	t3. Jason Turner, Arkansas	69-72-72 – 213 (E)
t1. St. Mary's [Calif.]	284-285-287 – 856 (+4)	t30. Jason Cuthbertson, Arkansas	69-76-70 – 215 (+2)
3. San Diego	283-290-288 – 861 (+9)	t36. Andrew Landry, Arkansas	71-71-75 – 217 (+4)
4. San Jose State	290-290-282 – 862 (+10)	t44. Beau Glover, Arkansas	73-72-74 – 219 (+6)
5. Arizona (B)	287-290-288 – 865 (+13)	t68. Barrett Lais, Arkansas	77-72-71 – 220 (+7)

(Texas-San Antonio, 869; Fresno State, 870; Cal State-Northridge, 872; UC-Riverside, 873, Santa Clara, 873; Cal Poly, 876; Loyola Marymount, 879; Pacific, 881; Long Beach State, 883)

Wolf Pack Classic

Wolf Run Golf Club • Reno, Nev. • Par 72 • 7,100 Yards

1. Iowa State	279-285-278 – 842 (-22)	t16. Jason Cuthbertson, Arkansas	71-74-70 – 215 (-1)
2. Utah	284-285-287 – 849 (-15)	t41. Jason Turner, Arkansas	73-74-73 – 220 (+4)
3. Colorado State	283-290-288 – 855 (-9)	t48. Andrew Landry, Arkansas	72-74-75 – 221 (+5)
4. Nevada	290-290-282 – 866 (+2)	t48. Beau Glover, Arkansas	75-73-73 – 221 (+5)
5. Denver	287-290-288 – 867 (+3)	t52. Barrett Lais, Arkansas	75-75-72 – 222 (+6)
7. Arkansas	291-29-288 – 874 (+10)		

(Boise State, 873; Arkansas, 874; Air Force, 875; Kansas State, 876; UTEP, 876; Texas-Arlington, 878; Hawai'i, 879; New Mexico State, 879; Fresno State, 881; Gonzaga, 885; Southern Utah, 888; Louisiana-Monroe, 889; Wyoming, 933)

Wolf Run Intercollegiate

Wolf Run Golf Club • Zionsville, Ind. • Par 71 • 7,195 Yards

*1. Kentucky	292-288-305 – 886 (+34)	t3. Andrew Landry, Arkansas	70-71-77 – 217 (+4)
2. Louisville	290-294-302 – 886 (+34)	t15. Jason Turner, Arkansas	71-79-76 – 226 (+13)
3. Central Florida	299-295-302 – 896 (+44)	t24. Jason Cuthbertson, Arkansas	78-73-79 – 230 (+17)
4. Georgia Southern	299-292-307 – 898 (+46)	t42. Beau Glover, Arkansas	83-76-78 – 237 (+24)
5. Arkansas	296-299-307 – 902 (+50)	52. Scotty Campbell, Arkansas	77-89-77 – 243 (+30)

(Xavier, 908; Indiana, 909; Michigan, 911; Missouri, 923; Memphis, 924)
* won in playoff

Oklahoma Intercollegiate

Oak Tree Golf Club • Edmond, Okla. • Par 71 • 7,412 Yards

1. Tulsa	305-289-295 – 889 (+37)	6. Andrew Landry, Arkansas	71-76-76 – 223 (+10)
2. Baylor	316-290-294 – 900 (+48)	t25. Jason Turner, Arkansas	80-75-77 – 232 (+19)
3. SMU	316-302-287 – 905 (+53)	t35. Andrew Hopkins, Arkansas	79-85-76 – 237 (+24)
4. LSU	306-294-317 – 917 (+65)	t37. Allen McFerran, Arkansas	82-84-82 – 239 (+26)
5. Oklahoma	313-296-310 – 919 (+67)	41. Jason Cuthbertson, Arkansas	80-76-85 – 241 (+28)
Ohio State	304-304-311 – 919 (+67)		
7. Arkansas	310-302-311 – 923 (+71)		

(Arkansas, 923, Michigan, 924)

Corde Valle Collegiate

Corde Valle Golf Club • San Martin, Calif. • Par 72 • 7,119 Yards

1. Stanford University	281-739-685 – 9822(-42)	t25. Andrew Hopkins, Arkansas	69-73-73 – 215 (-1)
2. Southern California	288-279-269 – 836 (-28)	t33. Andrew Landry, Arkansas	72-69-75 – 216 (E)
3. Arizona	281-283-277 – 841 (-23)	t50. Jason Turner, Arkansas	74-70-56 – 219 (+3)
4. Coastal Carolina	284-282-281 – 847 (-17)	t68. Scotty Campbell, Arkansas	70-74-80 – 224 (+8)
5. Lamar University	280-288-281 – 849 (-15)	t81. Beau Glover, Arkansas	76-73-78 – 227 (+11)
Northwestern	282-283-284 – 849 (-15)		
t12. Arkansas	285-285-301 – 871 (+7)		

(UCLA, 860; Washington, 860; Augusta State, 865; Pepperdine, 867; Notre Dame, 869; Arkansas, 871; Santa Clara, 871; South Carolina, 872; TCU, 874; Oklahoma, 876)



2006-07 RAZORBACK GOLF

Lochinvar Challenge

Lochinvar Country Club • Houston, Texas • Par 72 • 7,008 Yards

1. Lamar University	288 (E)	4. Allen McFerran, Arkansas	75 (+3)
2. Arkansas	304 (+16)	t5. Stephen Cox, Arkansas	76 (+4)
3. Kansas State	316 (+28)	t5. Andrew Landry, Arkansas	76 (+4)
		t7. Frederico Colombo, Arkansas	77 (+5)
		t9. Dalton Owens, Arkansas	78 (+6)

John A. Burns Intercollegiate

Leilehua Golf Course • Schofield Barracks, O'ahu, Hawai'i • Par 72 • 6,916 Yards

1. Brigham Young	279-285-270 – 834 (-30)	t4. Andrew Landry, Arkansas	69-68-71 – 208 (-8)
2. UNLV	277-277-288 – 842 (-22)	t38. Stephen Cox, Arkansas	74-71-72 – 217 (+1)
3. Texas A&M	287-282-286 – 855 (-9)	t63. Jason Turner, Arkansas	75-74-71 – 220 (+4)
4. San Diego State	289-280-287 – 856 (-8)	t97. Frederico Columbo, Arkansas	79-74-74 – 227 (+11)
5. Colorado State	284-289-285 – 858 (-6)	t109. Allen McFerran, Arkansas	80-74-77 – 231 (+17)
t14. Arkansas	297-287-288 – 872 (+8)		

(Auburn, 860; Arizona, 860; Nevada, 862; UC Santa Barbara, 862; SMU, 863; Long Beach State, 865; California, 865; Denver, 870; Arkansas, 872; San Diego, 872; New Mexico, 874; Utah, 880; Hawai'i, 883; Fresno State, 892; Hawai'i-Hilo, 899; UTEP, 902, San Jose State, DNF)

Callaway Invitational

The Farms Golf Club • San Diego, Calif. • Par 72 • 6,920 Yards

1. San Diego State	293-289-285 – 867 (+3)	t3. Andrew Landry, Arkansas	74-65-72 – 211 (-5)
2. San Diego	277-277-288 – 874 (+10)	t42. Jason Turner, Arkansas	73-76-77 – 226 (+10)
3. Cal Poly	287-282-286 – 875 (+11)	t46. Dalton Owens, Arkansas	76-74-77 – 227 (+11)
4. UC Davis	289-297-289 – 878 (+14)	t46. Frederico Columbo, Arkansas	80-81-66 – 227 (+11)
5. Nevada	285-303-292 – 880 (+16)	t51. Stephen Cox, Arkansas	79-75-74 – 228 (+12)
6. Arkansas	302-290-289 – 881 (+17)		

(Arkansas, 881; St. Mary's (Calif), 883; UT-Arlington, 883; Colorado State, 884; Denver, 886; Santa Clara, 889; UC Santa Barbara, 896; UC Irvine, 898; Long Beach State, 910; San Jose State, 930)

Border Olympics

Laredo Country Club • Laredo, Texas • Par 72 • 7,241 Yards

1. Lamar	285-270-280 – 835 (-29)	t12. Andrew Landry, Arkansas	73-70-71 – 214 (-2)
2. Baylor	284-289-281 – 854 (-10)	t21. Dalton Owens, Arkansas	74-69-73 – 217 (E)
3. Vanderbilt	281-285-292 – 858 (-6)	t32. Stephen Cox, Arkansas	67-71-73 – 220 (+4)
4. Texas-Arlington	281-289-289 – 859 (-5)	t32. Frederico Columbo, Arkansas	76-72-72 – 220 (+4)
5. Houston	298-272-293 – 863 (-1)	t51. Jason Cuthbertson, Arkansas	77-76-70 – 223 (+7)
7. Arkansas	299-282-286 – 867 (+6)		

(Notre Dame, 865; Arkansas, 867; South Alabama, 869; Louisiana-Lafayette, 876; Texas State, 885; Washington State, 892; Rice, 896; Memphis, 896; Arkansas-Little Rock, 922)

Hootie at Bulls Bay Intercollegiate

Bulls Bay Golf Club • San Diego, Calif. • Par 71 • 7,261 Yards

1. Wake Forest	283-279-278 – 840 (-12)	t3. Andrew Landry, Arkansas	74-65-72 – 211 (-5)
2. Baylor	283-280-277 – 840 (-12)	t42. Jason Turner, Arkansas	73-76-77 – 226 (+10)
3. Florida State	274-289-282 – 845 (-7)	t46. Dalton Owens, Arkansas	76-74-77 – 227 (+11)
4. Central Florida	270-288-288 – 846 (-6)	t46. Frederico Columbo, Arkansas	80-81-66 – 227 (+11)
5. Augusta State	286-292-277 – 855 (+3)	t51. Stephen Cox, Arkansas	79-75-74 – 228 (+12)
15. Arkansas	307-293-294 – 894 (+42)		

(Duke, 860; North Carolina, 862; Coastal Carolina, 862; South Carolina, 866; LSU, 870; North Carolina State, 871; College of Charleston, 875; Kentucky, 876; Vanderbilt, 885; Arkansas, 894)



2006-07 RAZORBACK GOLF

Diet Pepsi Shocker Classic

Wichita Country Club • Wichita, Kan. • Par 71 • 6,814 Yards

1. Texas-Arlington	287-292-312 – 891 (+39)	t2. Andrew Landry, Arkansas	77-72-71 – 220 (+7)
2. Oklahoma City	293-296-304 – 893 (+41)	t36. Beau Glover, Arkansas	72-80-77 – 229 (+16)
3. Sam Houston St.	295-296-304 – 895 (+43)	t43. Barrett Lais, Arkansas	79-80-72 – 231 (+18)
4. Wichita State	291-304-301 – 896 (+44)	t54. Frederico Columbo, Arkansas	79-81-76 – 236 (+23)
10. Arkansas	304-312-296 – 912 (+60)	t55. Dalton Owens, Arkansas	76-80-80 – 236 (+23)

(Nebraska, 905; Northeastern State, 905; Kansas State, 905; Colorado, 906; Oklahoma Christian, 909; Arkansas, 912; Iowa State, 920; Drake, 926; Stephen F. Austin, 930; Texas-San Antonio, 936; Rice, 937; Evansville, 961)

U.S. Intercollegiate

Stanford Golf Course • Stanford, Calif. • Par 70 • 6,742 Yards

1. Stanford	280-276-282 – 838 (-2)	t3. Andrew Landry, Arkansas	69-70-72 – 211 (+1)
2. Minnesota	280-281-277 – 838 (-2)	t42. Beau Glover, Arkansas	71-75-73 – 219 (+9)
3. Oregon State	285-287-288 – 860 (+20)	t46. Barrett Lais, Arkansas	76-71-73 – 220 (+10)
4. UC-Irvine	277-295-290 – 862 (+22)	t46. Jason Turner, Arkansas	73-76-80 – 229 (+19)
5. Washington	286-292-288 – 866 (+26)	t51. Andrew Carroll, Arkansas	83-80-81 – 244 (+34)
t10. Arkansas	289-292-298 – 879 (+39)		

(Nevada, 867; Colorado St., 871; Missouri, 873; Washington St., 875; UC Davis, 879; Arkansas, 879; Xavier, 883; UNC-Wilmington, 898; Rice, 900; San Jose State, 910)

SEC Championships


Sea Island's Seaside Course • St. Simon Island, Ga. • Par 70 • 6,991 Yards

1. Tennessee	301-283-285 – 869 (+29)	t4. Andrew Landry, Arkansas	73-72-71 – 216 (+6)
2. Alabama	298-288-282 – 871 (+31)	t38. Beau Glover, Arkansas	83-72-72 – 227 (+17)
3. Auburn	304-288-282 – 874 (+34)	t53. Jason Turner, Arkansas	86-78-70 – 234 (+24)
4. Ole Miss	295-293-288 – 876 (+36)	t53. Barrett Lais, Arkansas	79-73-82 – 234 (+24)
5. Florida	304-284-290 – 878 (+38)	t55. Dalton Owens, Arkansas	81-81-73 – 235 (+25)
10. Arkansas	316-295-286 – 897 (+57)		

(Georgia, 883; Vanderbilt, 886; South Carolina, 889; LSU, 892; Arkansas, 897; Kentucky, 901; Mississippi State, 913)



2006-07 RAZORBACK GOLF



2006-07

Overall Finish	Finish Among UA Players	Tournament	Score
t26th	Individual	Wolf Pack Classic	71-75-71 – 217 (+1)
52nd	5th	Wolf Run Intercollegiate	77-89-77 – 243 (+30)
t68th	4th	Corde Valle Collegiate	70-74-80 – 224 (+8)

2005-06

Overall Finish	Finish Among UA Players	Tournament	Score
t80th	5th	Wolf Pack Invitational	75-74-80 – 229 (+13)
t30th	3rd	CordeValle Collegiate	71-79-69 – 219 (+3)
t84th	4th	University of Hawai'i at Hilo Intercollegiate	78-78-70 – 226 (+13)
t41st	3rd	General Hackler Invitational	71-78-78 – 227 (+13)
t54th	3rd	Hall of Fame Invitational	80-78-75 – 233 (+17)
t39th	2nd	NIT Invitational	72-69-77 – 218 (+2)
t49th	3rd	Morris Williams Intercollegiate	76-69-79 – 224 (+8)
t65th	4th	Thunderbird Intercollegiate	76-74-75 – 225 (+12)
t22nd	1st	SEC Championships	72-71-73 – 216 (+6)

2004-05

Overall Finish	Finish Among UA Players	Tournament	Score
61st	5th	Notre Dame Invitational	78-81-75 – 234 (+24)
86th	3rd	Tucker Invational	78-78-75 – 231 (+15)
t19th	2nd	Gary Koch Invitational	79-71-72 – 222 (+6)
t11th	3rd	University Club Intercollegiate	69-73-67 – 209 (-7)
t42nd	4th	TaylorMade Waikoloa Intercollegiate	69-67-74 – 210 (-6)
t32nd	1st	Mercedes-Benz Collegiate	75-77-72 – 224 (+8)
t15th	2nd	Hall of Fame Invitational	72-73-72 – 217 (+1)
t7th	2nd	NIT Invitational	71-69-68 – 208 (-8)
t19th	1st	Morris Williams Intercollegiate	73-82-69 – 224 (+8)
t35th	3rd	SEC Championships	81-76-71 – 228 (+18)
t56th	3rd	NCAA Central Regional	78-72-71 – 221 (+11)
DNF	3rd	NCAA Championships	74-76-80 – 230 (+20)


2003-04

Overall Finish	Finish Among UA Players	Tournament	Score
t25th	4th	Topy Cup	77-75-72 – 224 (+8)
t35th	3rd	Club Glove Intercollegiate	77-76-76 – 229 (+14)



2006-07 RAZORBACK GOLF

ANDREW CARROLL




2006-07 Overall Finish	Finish Among UA Players	Tournament	Score
t15th	5th	Lochinvar Challenge	80 – 80 (+8)
t77th	5th	U.S. Intercollegiate	83-80-81 – 244 (+34)

FREDERICO COLOMBO



2006-07 Overall Finish	Finish Among UA Players	Tournament	Score
t7th	4th	Lochinvar Challenge	77 – 77 (+5)
t97th	4th	John A. Burns Intercollegiate	79-74-74 – 227 (+11)
t46th	t3rd	Callaway Invitational	80-81-66 – 227 (+11)
t32nd	t3rd	Border Olympics	76-72-72 – 220 (+4)
t58th	2nd	Hootie at Bulls Bay	78-70-76 – 224 (+11)
t54th	t5th	Diet Pepsi Shocker Classic	79-81-76 – 223 (+23)

STEPHEN COX



2006-07 Overall Finish	Finish Among UA Players	Tournament	Score
t5th	t2nd	Lochinvar Challenge	76 – 76 (+4)
t38th	2nd	John A. Burns Intercollegiate	74-71-72 – 217 (+1)
t51st	5th	Callaway Invitational	79-75-74 – 228 (+12)
t32nd	t3rd	Border Olympics	76-71-73 – 220 (+4)
t71st	4th	Hootie at Bulls Bay	77-78-74 – 224 (+16)



2006-07 RAZORBACK GOLF



2006-07			
Overall Finish	Finish Among UA Players	Tournament	Score
t30th	4th	Del Walker Intercollegiate	73-72-74 – 219 (+6)
t36th	3rd	Wolf Pack Classic	75-73-73 – 218 (+5)
t42nd	4th	Wolf Run Intercollegiate	83-76-78 – 237 (+24)
t81st	5th	Corde Valle Collegiate	76-73-78 – 227 (+11)
t36th	2nd	Diet Pepsi Shocker Classic	72-80-77 – 229 (+16)
t33rd	2nd	U.S. Intercollegiate	71-75-73 – 219 (+9)
t38th	2nd	SEC Championships	83-72-72 – 227 (+17)
2005-06			
Overall Finish	Finish Among UA Players	Tournament	Score
t36th	3rd	Coca-Cola TOC	76-71-71 – 218 (+5)
t20th	2nd	Wolf Pack Invitational	72-71-72 – 215 (-1)
14th	1st	Gary Koch Invitational	71-72-72 – 215 (-1)
t34th	4th	CordeValle Collegiate	78-67-75 – 220 (+4)
t55th	3rd	University of Hawai'i at Hilo Intercollegiate	70-75-76 – 221 (+8)
WD	WD	Jim Hackler Invitational	73-WD – DNF (+1)
t88th	4th	Hall of Fame Invitational	79-86-79 – 244 (+28)
80th	5th	NIT Invitational	77-77-78 – 232 (+16)
2004-05			
Overall Finish	Finish Among UA Players	Tournament	Score
t56th	5th	Gary Koch Invitational	80-73-77 – 230 (+14)
t57th	4th	NIT Invitational	72-75-73 – 220 (+4)
t19th	t1st	Morris Williams Intercollegiate	69-79-76 – 224 (+8)
t51st	4th	SEC Championships	78-82-76 – 237 (+27)
t108th	5th	NCAA Central Regional	74-80-76 – 230 (+20)
DNF	1st	NCAA Championships	70-71-77 – 218 (+8)
2003-04			
Overall Finish	Finish Among UA Players	Tournament	Score
t28th	2nd	Club Glove Intercollegiate	77-72-78 – 227 (+12)
t21st	2nd	Gary Koch/Cleveland Golf Intercollegiate	70-72-76 – 218 (+2)
t9th	2nd	Country Club of Louisiana Classic	71-74-70 – 215 (-1)
t29th	t4th	TaylorMade Waikoloa Intercollegiate	77-69-69 – 215 (-1)
t86th	5th	Cleveland Golf Classic	78-84-78 – 240 (+27)
t71st	5th	Hall of Fame Invitational	73-73-83 – 229 (+13)
t23rd	3rd	Border Olympics	74-73-72 – 219 (+3)
t48th	4th	SEC Championships	78-72-74 – 227 (+17)
t62nd	5th	Perry Maxwell	73-76-73 – 222 (+12)
t132nd	5th	NCAA Central Regional	86-85-78 – 249 (+36)



2006-07 RAZORBACK GOLF



2006-07 Overall Finish	Finish Among UA Players	Tournament	Score
t12th	2nd	Del Walker Intercollegiate	69-76-70 – 215 (+2)
t16th	1st	Wolf Pack Classic	71-74-70 – 215 (-1)
t24th	3rd	Wolf Run Intercollegiate	78-73-79 – 226 (+17)
41st	5th	Oklahoma Intercollegiate	80-76-85 – 241 (+28)
t51st	5th	Border Olympics	77-76-70 – 223 (+7)
t74th	5th	Hootie at Bulls Bay	78-76-79 – 233 (+20)



2006-07 Overall Finish	Finish Among UA Players	Tournament	Score
t36th	5th	Del Walker Intercollegiate	77-72-71 – 220 (+7)
t52nd	5th	Wolf Pack Classic	75-75-72 – 222 (+6)
t43rd	3rd	Diet Pepsi Shocker Classic	79-80-72 – 231 (+18)
t36th	3rd	U.S. Intercollegiate	76-71-73 – 220 (+10)
t53rd	t3rd	SEC Championships	79-73-82 – 234 (+24)

2005-06 Overall Finish	Finish Among UA Players	Tournament	Score
t44	4th	Coca-Cola TOC	70-76-74 – 220 (+7)

2004-05 Overall Finish	Finish Among UA Players	Tournament	Score
t31st	3rd	Hall of Fame Invitational	70-73-72 – 215 (-1)
t82nd	5th	Morris Williams Intercollegiate	87-81-79 – 247 (+31)
t57th	5th	SEC Championships	80-79-84 – 243 (+33)




2006-07 RAZORBACK GOLF

ANDREW LANDRY



2006-07 Overall Finish	Finish Among UA Players	Tournament	Score
t22nd	3rd	Del Walker Intercollegiate	71-71-75 – 217 (+4)
t48th	t3rd	Wolf Pack Classic	72-74-75 – 221 (+5)
t3rd	1st	Wolf Run Intercollegiate	70-71-76 – 217 (+4)
6th	1st	Oklahoma Intercollegiate	71-76-76 – 223 (+10)
t33rd	2nd	Corde Valle Collegiate	72-69-75 – 216 (E)
t5th	3rd	Lochinvar Challenge	76 - (+4)
t4th	1st	John A. Burns Intercollegiate	69-68-71 – 208 (-8)
t3rd	1st	Callaway Invitational	74-65-72 – 211 (-5)
t12th	1st	Border Olympics	73-70-71 – 214 (-2)
t31st	1st	Hootie at Bulls Bay	74-71-72 – 217 (+4)
t2nd	1st	Diet Pepsi Shocker Classic	77-72-71 – 220 (+7)
t7th	1st	U.S. Intercollegiate	69-70-72 – 211 (+1)
t4th	1st	SEC Championships	73-72-71 – 216 (+6)
t6th	Ind.	NCAA Central Regional	74-71-76 – 221 (+6)

ANDREW HOPKINS



2006-07 Overall Finish	Finish Among UA Players	Tournament	Score
t35th	3rd	Oklahoma Intercollegiate	79-82-76 – 237 (+24)
t25th	1st	Corde Valle Collegiate	69-73-73 – 215 (-1)



2006-07 RAZORBACK GOLF



ALLEN McFERRAN

2006-07			
Overall Finish	Finish Among UA Players	Tournament	Score
t37th	4th	Oklahoma Intercollegiate	82-75-82 – 239 (+26)
4th	1st	Lochinvar Challenge	75 – 75 (+3)
109th	5th	John A. Burns Intercollegiate	80-74-77 – 231 (+15)
2005-06			
Overall Finish	Finish Among UA Players	Tournament	Score
t57th	Individual	Wolf Pack Invitational	74-74-76 – 224 (+8)
2004-05			
Overall Finish	Finish Among UA Players	Tournament	Score
t47th	3rd	Notre Dame Invitational	76-79-76 – 231 (+21)
t45th	4th	Gary Koch Invitational	78-78-71 – 227 (+11)



WILL OSBORNE

2005-06			
Overall Finish	Finish Among UA Players	Tournament	Score
t68	5th	Coca-Cola TOC	76-73-77 – 226 (+13)
t60th	5th	SEC Championships	78-77-81 – 236 (+26)
2004-05			
Overall Finish	Finish Among UA Players	Tournament	Score
t32nd	2nd	Notre Dame Invitational	75-79-72 – 226 (+16)
t91st	4th	Tucker Invitational	79-77-79 – 235 (+19)
t16th	1st	Gary Koch Invitational	76-71-74 – 221 (+5)
t13th	4th	University Club Intercollegiate	71-68-71 – 210 (-6)
t77th	5th	TaylorMade Waikola Intercollegiate	72-73-70 – 215 (-1)
84th	5th	Mercedes-Benz Collegiate	82-82-78 – 242 (+26)
t96th	5th	Hall of Fame Invitational	80-77-80 – 237 (+21)



2006-07 RAZORBACK GOLF



DALTON OWENS

2006-07 Overall Finish	Finish Among UA Players	Tournament	Score
t9th	5th	Lochinvar Challenge	78 -78 (+6)
t46th	t3rd	Callaway Invitational	76-74-77 – 227 (+11)
t21st	2nd	Border Olympics	74-69-73 – 216 (E)
t63rd	3rd	Hootie at Bulls Bay	78-76-72 – 226 (+13)
t54th	t5th	Diet Pepsi Shocker Classic	76-80-80 – 236 (+23)
t55th	5th	SEC Championships	81-81-73 – 235 (+25)



JASON TURNER

2006-07 Overall Finish	Finish Among UA Players	Tournament	Score
t3rd	1st	Del Walker Intercollegiate	69-72-72 – 213 (E)
t41st	2nd	Wolf Pack Classic	73-74-73 – 220 (+4)
t15th	2nd	Wolf Run Intercollegiate	71-79-76 – 226 (+13)
t25th	2nd	Oklahoma Intercollegiate	80-75-77 – 232 (+19)
t50th	3rd	Corde Valle Collegiate	74-70-75 – 219 (+3)
t42nd	2nd	Callaway Invitational	73-76-77 – 226 (+10)
t66th	4th	U.S. Intercollegiate	73-76-80 – 229 (+19)
t53rd	t3rd	SEC Championships	86-78-70 – 234 (+24)

2005-06 Overall Finish	Finish Among UA Players	Tournament	Score
Redshirt			

2004-05 Overall Finish	Finish Among UA Players	Tournament	Score
t50th	4th	Notre Dame Invitational	76-82-74 – 232 (+22)
t4th	1st	University Club Intercollegiate	67-69-69 – 205 (-11)
t63rd	3rd	John A. Burns Intercollegiate	75-74-71 – 220 (+4)