



ARKANSAS MEN'S GOLF

2011-12 Season Results & Statistics

Date	Tournament	Location	Rd1	Rd2	Rd3	Rd4	Total	Par	Finish/Teams
Sept. 11-12	Gopher Invitational	Wayzata, Minn.	290	291	299		880	16	1st/14
Sept. 25-27	<i>Golfweek</i> Conference Challenge	Burlington, Iowa	280	294	285		859	-5	1st/15
Oct. 10-11	Jack Nicklaus Invitational	Columbus, Ohio	299	291	297		887	23	6th/12
Oct. 16-17	Windon Memorial Classic	Skokie, Ill.	274	276	297		847	7	1st/17
Oct. 27-29	Cabo Collegiate	Baja California, Mexico	281	276	274		831	-21	1st/12
Feb. 10-11	Gator Invitational	Gainesville, Fla.	288	289	287		864	24	2nd/14
Feb. 26-28	John Hayt Invitational	Ponte Vedra Beach, Fla.	299	292	281		872	8	1st/15
Mar. 11-12	General Hackler Champ.	Pawleys Island, S.C.	297	287	294		878	26	3rd/15
Mar. 18-20	Callaway Collegiate Match Play	Bradenton, Fla.	W, WSU	W, ECU	W, Chatt.	W, Duke			1st/16
Apr. 9-10	The Woodlands All-American	The Woodlands, Texas	280	276	285		841	-23	1st/15
Apr. 20-22	SEC Chamionships	St. Simons Island, Ga.	286	280	289		855	15	5th/12
May 17-19	NCAA South Central Regional	Bowling Green, Ky.	302	292	285		879	15	6th/14

Name	Tournaments	Rounds	Strokes	Average	Score v. Par		Low Rd.	Par or Better		Top 10 (20)	Best Rounds			Wins	Losses	Ties
					Par	Par		18	36		54					
E. Tracy	11	33	2,368	71.76	16	0.48	67	6	7 (9)	68	136	209	680	120	16	
S. Cappelen	11	33	2,383	72.21	31	0.94	65	3	4 (8)	68	136	205	645	148	23	
A. Cook	11	33	2,416	73.21	64	1.94	67	1	3 (5)	67	138	207	548	237	32	
K. Crawford	10	30	2,198	73.27	62	2.07	68	3	2 (4)	68	137	210	492	231	20	
J. Eure	9	27	1,979	73.30	53	1.96	67	2	3 (5)	69	138	210	458	197	29	
J. Doramus	1	3	220	73.33	7	2.33	68	0	0 (0)	77	152	220	42	21	2	
T. Sorensen	6	8	1,325	73.61	44	2.44	67	1	1 (2)	67	139	210	266	171	19	
W. Meason	1	3	232	77.33	16	5.33	75	0	0 (0)	79	154	232	24	44	6	
Team	11	33	9,493	287.67	85	2.58	274	3	11 (11)	274	550	831	142	17	0	

Score vs. Par is calculated by adding the total number of strokes over par and dividing by the number of rounds played.

Tournament by Tournament Finish

Event	Lineup
Gopher Invitational	Tracy, Cappelen, Cook, Crawford, Meason
<i>Golfweek</i> Conference Challenge.....	Eure, Crawford, Cappelen, Cook, Tracy
Jack Nicklaus.....	Tracy, Eure, Crawford, Cappelen, Cook
Windon Memorial Classic.....	Tracy, Eure, Cook, Cappelen, Crawford
Cabo Collegiate.....	Cappelen, Cook, Tracy, Crawford, Eure, Doramus*
Gator Invitational	Tracy, Cappelen, Eure*, Cook, Sorensen, Crawford
John Hayt Invitational	Tracy, Crawford*, Cappelen, Cook, Eure, Sorensen
General Hackler Championship.....	Cook, Cappelen, Tracy, Crawford, Sorensen*, Eure
The Woodlands All-American	Cappelen, Crawford, Sorensen, Eure*, Tracy, Cook
SEC Championships	Sorensen, Tracy, Cook, Cappelen, Crawford
NCAA South Central Regional.....	Tracy, Cappelen, Cook, Sorensen, Eure

ARKANSAS MEN'S GOLF



2011-12 Season Tournament Recaps

Gopher Invitational

September 11-12, 2011
Spring Hill Golf Club
Par 72, 7,020 Yards


1	Arkansas	290-291-299=880 (+16)
2	North Texas	294-296-293=883 (+19)
3	Notre Dame	282-295-308=885 (+21)
4	SMU	294-294-304=892 (+28)
5	Charlotte	296-291-306=893 (+29)
6	Iowa	294-295-306=895 (+31)
7	Liberty	300-293-303=896 (+32)
8	Kent St.	302-300-296=898 (+34)
9	Penn St.	299-304-297=900 (+36)
10	Lamar	304-293-306=903 (+39)
11	Minnesota	295-297-315=907 (+43)
12	Houston	304-301-306=911 (+47)
13	Wisconsin	304-317-320=941 (+77)
14	Santa Clara	316-328-312=956 (+92)

Arkansas Individuals

5	Ethan Tracy	75-72-71=218 (+2)
T6	Austin Cook	71-74-74=219 (+3)
T6	Sebastian Cappelen	71-72-76=219 (+3)
T32	Kolton Crawford	73-73-82=228 (+12)
T45	William Meason	79-75-78=232 (+16)



Opening his season with a second-place finish at the Golfweek Conference Challenge, Josh Eure made significant improvements in his game between his sophomore and junior seasons.



2011 Gopher Invitational Champions

Golfweek Conference Challenge

September 25-27, 2011
Spirit Hollow Golf Course
Par 72, 7,010 Yards

1	Arkansas	280-294-285=859 (-5)
2	Chattanooga	279-291-296=866 (+2)
3	Oklahoma St.	283-289-295=867 (+3)
4	New Mexico	289-291-295=875 (+11)
5	California	288-296-294=878 (+14)
6	Iowa	283-294-302=879 (+15)
7	Ball St.	295-291-297=883 (+19)
8	Georgia Tech	294-301-294=889 (+25)
9	New Mexico St.	301-296-293=890 (+26)
10	Tulsa	294-306-292=892 (+28)
11	Kennesaw St.	293-302-299=894 (+30)
12	SE Louisiana	293-310-293=896 (+32)
13	North Texas	297-305-303=905 (+41)
14	Xavier	299-314-295=908 (+44)
15	UC Irvine	298-314-303=915 (+51)

Arkansas Individuals

2	Josh Eure	70-68-72=210 (-6)
T6	Kolton Crawford	72-73-70=215 (-1)
T11	Sebastian Cappelen	70-77-70=217 (+1)
T18	Austin Cook	68-76-76=220 (+4)
T44	Ethan Tracy	75-78-73=226 (+10)


Jack Nicklaus Invitational

October 10-11, 2011
Muirfield Village Golf Club
Par 72, 7,352 Yards

1	Texas	299-276-287=862 (-2)
2	Ohio St.	286-288-304=878 (+14)
3	Illinois	288-300-296=884 (+20)
4	Kent St.	291-284-310=885 (+21)
5	UCLA	289-297-300=886 (+22)
6	Arkansas	299-291-297=887 (+23)
7	LSU	299-289-305=893 (+29)
8	Purdue	305-297-292=894 (+30)
9	TCU	298-299-303=900 (+36)
10	Oklahoma St.	296-304-303=903 (+39)
11	North Carolina	301-305-307=913 (+49)
12	Texas Tech	303-296-315=914 (+50)

Arkansas Individuals

T5	Ethan Tracy	71-68-75=214 (-2)
T29	Josh Eure	73-76-77=226 (+10)
T37	Sebastian Cappelen	73-73-83=229 (+13)
T37	Kolton Crawford	82-74-73=229 (+13)
T51	Austin Cook	85-79-72=236 (+20)



2011 Golfweek Conference Challenge Champions



ARKANSAS MEN'S GOLF

2011-12 Season Tournament Recaps

Windon Memorial Classic

October 16-17, 2011
Evanston Golf Club
Par 70, 6,793 Yards

1	Arkansas	274-276-297=847 (+7)
2	Indiana	283-278-290=851 (+11)
	UCLA	283-284-284=851 (+11)
4	Purdue	283-286-287=856 (+16)
5	Northwestern	274-285-298=857 (+17)
6	Charlotte	284-282-297=863 (+23)
7	Eastern Michigan	275-295-295=865 (+25)
8	Michigan	286-283-297=866 (+26)
9	Pepperdine	292-285-290=867 (+27)
10	Coastal Carolina	291-288-293=872 (+32)
11	Harvard	294-291-291=876 (+36)
12	Marquette	290-291-301=882 (+42)
13	Marshall	291-291-302=884 (+44)
14	Idaho	289-297-302=888 (+48)
15	Penn St.	297-295-297=889 (+49)
16	Loyola-Chicago	289-299-302=890 (+50)
17	Florida Atlantic	296-297-300=893 (+53)

Arkansas Individuals

3	Ethan Tracy	68-68-73=209 (-1)
T8	Josh Eure	70-69-73=212 (+2)
T22	Austin Cook	67-71-77=215 (+5)
T24	Sebastian Cappelen	73-68-75=216 (+6)
T33	Kolton Crawford	69-72-76=217 (+7)


Cabo Collegiate

October 27-29, 2011
Club Compestre Golf Course
Par 71, 6,966 Yards


1	Arkansas	281-276-274=831 (-21)
2	Southeastern Louisiana	293-282-282=857 (+5)
3	St. Mary's	292-289-278=859 (+7)
4	San Francisco	295-286-284=865 (+13)
5	Tennessee	295-288-286=869 (+17)
6	Lamar	300-287-288=875 (+23)
7	Loyola Marymount	294-294-289=877 (+25)
8	Santa Clara	294-294-301=889 (+37)
9	Arkansas-Little Rock	302-299-302=903 (+51)
10	UC Irvine	301-308-295=904 (+52)
11	Gonzaga	310-298-302=910 (+58)
12	Cincinnati	312-310-312=934 (+82)

Arkansas Individuals

1	Sebastian Cappelen	68-68-69=205 (-8)
2	Austin Cook	71-69-67=207 (-6)
T5	Ethan Tracy	72-69-70=211 (-2)
T11	Kolton Crawford	75-70-68=213 (E)
T15	Josh Eure	70-74-72=216 (+3)
T22	Joe Doramus *	77-75-68=220 (+7)



Sebastian Cappelen claimed his second collegiate individual title at the Cabo Collegiate with score of eight-under par.



2011 Windon Memorial Classic Champions

Gator Invitational

February 11-12, 2012
Mark Bostick Golf Course
Par 70, 6,704 Yards

1	Auburn	279-281-288=848 (+8)
2	Arkansas	288-289-287=864 (+24)
3	Florida	278-287-300=865 (+25)
4	Central Florida	291-291-289=871 (+31)
5	Florida State	285-293-295=873 (+33)
6	Liberty	290-288-300=878 (+38)
7	Ala.-Birmingham	294-292-296=882 (+42)
8	North Florida	290-302-291=883 (+43)
9	Mississippi State	287-300-298=885 (+45)
10	Georgia Southern	293-297-298=888 (+48)
11	Memphis	293-294-305=892 (+52)
12	Kennesaw State	290-311-299=900 (+60)
13	South Alabama	300-296-306=902 (+62)
14	Jacksonville	313-312-295=920 (+80)

Arkansas Individuals

T3	Ethan Tracy	69-72-72=213 (+3)
T9	Sebastian Cappelen	72-70-73=215 (+5)
T14	Josh Eure *	69-72-76=217 (+7)
T30	Austin Cook	70-76-76=222 (+12)
T30	Thomas Sorensen	79-75-68=222 (+12)
T35	Kolton Crawford	77-72-74=223 (+13)

* - played as individual

ARKANSAS MEN'S GOLF



2011-12 Season Tournament Recaps

John Hayt Collegiate Invitational

February 26-28, 2012
Sawgrass Country Club
Par 72, 6,910 Yards

1	Arkansas	299-292-281=872 (+8)
2	Central Florida	294-294-288=876 (+12)
3	North Florida	300-295-282=877 (+13)
4	Coastal Carolina	296-302-285=883 (+19)
5	North Texas	298-293-294=885 (+21)
	TCU	300-293-292=885 (+21)
7	Tennessee	295-296-295=886 (+22)
8	LSU	298-298-291=887 (+23)
9	Jacksonville	300-297-291=888 (+24)
10	Ala.-Birmingham	307-293-292=892 (+28)
	Tulsa	304-293-295=892 (+28)
12	Mississippi	300-306-294=900 (+36)
13	Georgia Southern	316-292-299=907 (+43)
14	Furman	306-306-296=908 (+44)
15	Mercer	309-308-293=910 (+46)

Arkansas Individuals

3	Ethan Tracy	74-71-68=213 (-3)
14	Kolton Crawford *	77-70-72=219 (+3)
T15	Sebastian Cappelen	77-71-72=220 (+4)
T15	Austin Cook	78-72-70=220 (+4)
T27	Josh Eure	74-78-71=223 (+7)
T53	Thomas Sorensen	74-79-75=228 (+12)

General Hackler Championship

March 11-12, 2012
DeBordieu Club
Par 71, 7,189 Yards


1	North Florida	300-282-290=872 (+20)
2	East Carolina	292-297-285=874 (+22)
3	Arkansas	297-287-294=878 (+26)
4	New Mexico	296-291-292=879 (+27)
5	Virginia	297-293-296=886 (+34)
6	Augusta State	294-293-302=889 (+37)
7	Coastal Carolina	304-303-292=899 (+47)
8	East Tennessee State	309-305-286=900 (+48)
9	Lamar	311-296-298=905 (+53)
10	Furman	307-295-304=906 (+54)
11	Maryland	304-300-303=907 (+55)
12	Tennessee	322-300-302=924 (+72)
13	Pepperdine	312-299-322=933 (+81)
14	Navy	318-308-313=939 (+87)
15	Air Force	317-326-319=962 (+110)

Arkansas Individuals

T9	Austin Cook	76-70-73=219 (+6)
T14	Sebastian Cappelen	77-71-72=220 (+7)
T18	Ethan Tracy	75-70-77=222 (+9)
T28	Kolton Crawford	74-76-74=224 (+11)
T30	Thomas Sorensen *	75-76-74=225 (+12)
T35	Josh Eure	72-79-75=226 (+13)



Above: 2012 John Hayt Invitational Champions
Below: 2012 Callaway Collegiate Match Play Champions




Callaway Collegiate Match Play Championship

March 18-20, 2012
Concession Golf Club
Par 72, 7,470 Yards

1	Arkansas	W, WSU-W, ECU-W, Chatt.-W, Duke
2	Duke	W, ASU-W, Ind.-W, Cal.-L, Ark.
3	California	W, UNCW-W, Tenn.-L, Duke-W, Chatt.
4	Chattanooga	W, USF-W, OSU-L, Ark.-L, Cal.
5	Indiana	W, KSU-L, Duke-W, Tenn.-W, ECU
6	East Carolina	W, Iowa-L, Ark.-W, OSU-L, Ind.
7	Oklahoma State	W, CSU-L, Chatt.-L, ECU-W, Tenn.
8	Tennessee	W, LU-L, Cal.-L, Ind.-L, OSU
9	Liberty	L, Tenn.-W, UNCW-W, ASU-W, Iowa
10	Iowa	L, ECU-W, WSU-W, CSU-L, LU
11	Arizona State	L, Duke-W, KSU-L, LU-W, CSU
12	Colorado State	L, OSU-W, USF-L, Iowa-L, ASU
13	UNC-Wilmington	L, Cal.-L, ASU-W, KSU-W, WSU
14	Washington State	L, Ark.-L, Iowa-W, USF-L, UNCW
15	Kennesaw State	L, Ind.-L, ASU-L, UNCW-W, USF
16	South Florida	L, Chatt.-L, CSU-L, WSU-L, KSU

Arkansas Individuals

Sebastian Cappelen	W, 3&2-W, 6&5-W, 4&3-W, 4&3
Austin Cook	L, 3&1-W, 1up-W, 4&2-W, 3&1
Kolton Crawford	W, 1up-W, 5&4-W, 1up-AS, won in playoff
Thomas Sorensen	W, 3&1-W, 7&6-W, 1up-AS
Ethan Tracy	L, 2&1-L, 4&3-W, 1up-L, 5&3



Austin Cook tied for ninth at the General Hackler Championship.



ARKANSAS MEN'S GOLF

2011-12 Season Tournament Recaps



Kolton Crawford returned to his native Texas and tied for third at The Woodlands All-American Intercollegiate.

SEC Championship

April 20-22, 2012
Seaside Golf Course
Par 70, 6,898 Yards

1	Alabama	272-274-282=828 (-12)
2	Auburn	277-280-277=834 (-6)
3	Florida	283-278-280=841 (+1)
4	Georgia	273-284-293=850 (+10)
5	Arkansas	286-280-289=855 (+15)
6	Ole Miss	287-285-285=857 (+17)
9	Kentucky	284-294-288=866 (+26)
7	Tennessee	285-290-293=868 (+28)
8	Vanderbilt	289-286-294=869 (+29)
10	South Carolina	289-289-293=871 (+31)
11	LSU	296-284-297=877 (+37)
12	Mississippi St.	289-290-300=879 (+39)

Arkansas Individuals

T15	Thomas Sorensen	72-70-71=213 (+3)
T23	Ethan Tracy	73-67-75=215 (+5)
T23	Austin Cook	71-71-73=215 (+5)
T27	Sebastian Cappelen	70-72-74=216 (+6)
T42	Kolton Crawford	77-72-71=220 (+10)



Freshman Thomas Sorensen joined the team in January and in April recorded the third best score ever by a Razorback at the SEC Championship held at Sea Island Golf Club.

The Woodlands All-American Intercollegiate

April 9-10, 2012
The Woodlands Country Club
Par 72, 7,018 Yards

1	Arkansas	280-276-285=841 (-23)
2	North Texas	285-275-282=842 (-22)
3	Texas A&M	282-280-283=845 (-19)
4	SMU	290-281-286=857 (-7)
5	Baylor	288-288-285=861 (-3)
6	Clemson	290-285-288=863 (-1)
7	SE Louisiana	290-286-291=867 (+3)
8	Texas State	293-290-287=870 (+6)
9	Houston	289-285-297=871 (+7)
10	Tulsa	289-290-294=873 (+9)
11	La.-Lafayette	293-287-294=874 (+10)
12	Texas-Arlington	296-290-293=879 (+15)
13	Notre Dame	295-296-296=887 (+23)
14	Lamar	302-297-288=887 (+23)
15	Rice	301-297-309=907 (+43)

Arkansas Individuals

T3	Kolton Crawford	68-69-73=210 (-6)
T3	Thomas Sorensen	67-72-71=210 (-6)
T3	Sebastian Cappelen	74-65-71=210 (-6)
T10	Josh Eure*	73-67-73=213 (-3)
T14	Ethan Tracy	73-71-70=214 (-2)
T42	Austin Cook	72-71-77=220 (+4)



Ethan Tracy capped his Razorback career with All-Central Region and First-Team All-SEC honors.

NCAA Bowling Green Regional

May 17-19, 2012
The Club at Olde Stone
Par 72, 7,248 Yards

1	Chattanooga	294-281-284=859 (-5)
2	Texas A&M	295-278-287=860 (-4)
3	UCLA	284-287-292=863 (-1)
4	Virginia Tech	297-286-291=874 (+10)
5	Memphis	295-287-294=876 (+12)
6	Arkansas	302-292-285=879 (+15)
7	North Texas	295-299-286=880 (+16)
8	Northwestern	301-286-294=881 (+17)
9	Colorado State	294-293-299=886 (+22)
	Iowa State	305-288-293=886 (+22)
11	Clemson	295-295-297=887 (+23)
12	Jacksonville State	308-305-296=909 (+45)
13	Pennsylvania	313-304-309=926 (+62)
14	Alabama State	319-322-329=970 (+106)

Arkansas Individuals

8	Ethan Tracy	76-67-70=213 (-3)
12	Sebastian Cappelen	73-72-71=216 (E)
T30	Austin Cook	79-73-71=223 (+7)
T46	Thomas Sorensen	74-80-73=227 (+11)
T66	Josh Eure	80-80-76=236 (+20)