



ARKANSAS Baseball Game Notes

9 College World Series Appearances • 7 NCAA Super Regional Appearances
30 NCAA Tournament Appearances • 2 SEC Regular Season Titles • 5 SEC Western Division Titles

'19 SCHEDULE & RESULTS

FEBRUARY

16	EASTERN ILLINOIS (DH) (SECN+)	W, 15-7
	EASTERN ILLINOIS (DH) (SECN+)	W, 12-3
17	EASTERN ILLINOIS (SECN+)	W, 3-2
21	at USC (PAC-12+)	W, 6-3
22	at USC (PAC-12+)	W, 8-6
23	at USC (PAC-12+)	L, 6-4 (10 inn.)
27	MEMPHIS (SECN+)	W, 10-3

MARCH

1	STONY BROOK (DH) (SECN+)	W, 3-1
	STONY BROOK (DH) (SECN+)	W, 4-3
3	STONY BROOK (SECN+)	W, 15-7
5	CHARLOTTE	CANCELLED
6	CHARLOTTE (SECN+)	W, 9-2
8	LOUISIANA TECH (SECN+)	W, 4-2
9	LOUISIANA TECH (SECN+)	L, 12-7
10	LOUISIANA TECH (SECN+)	W, 11-0
12	WESTERN ILLINOIS (SECN+)	W, 8-0
13	WESTERN ILLINOIS (SECN+)	W, 11-1 (8 inn.)
15	MISSOURI* (SECN+)	W, 2-0
16	MISSOURI* (SECN+)	W, 4-3
17	MISSOURI* (SECN+)	W, 3-2
19	at #9 Texas (Longhorn Network)	W, 11-4
20	at #9 Texas (Longhorn Network)	L, 7-6
22	at Alabama* (SECN+)	W, 12-3
23	at Alabama* (SECN+)	L, 10-0
24	at Alabama* (SECN+)	W, 10-2
26	at Missouri State (ESPN+)	W, 8-2
29	#21 OLE MISS* (ESPNU)	W, 5-3
30	#21 OLE MISS* (SEC Network)	L, 4-3
31	#21 OLE MISS* (SECN+)	L, 10-5

APRIL

2	LITTLE ROCK (SECN+)	L, 17-7
4	at #15 Auburn* (ESPNU)	L, 6-3
5	at #15 Auburn* (SECN+)	W, 9-6 (15 inn.)
6	at #15 Auburn* (SECN+)	W, 8-0
9	ORAL ROBERTS (SECN+)	W, 15-8
12	at #6 Vanderbilt* (SEC Network)	L, 3-2
13	at #6 Vanderbilt* (SECN+)	L, 12-2
14	at #6 Vanderbilt* (SECN+)	W, 14-12
16	ARKANSAS-PINE BLUFF (SECN+)	W, 14-6
18	#2 MISSISSIPPI STATE* (ESPNU)	W, 5-3
19	#2 MISSISSIPPI STATE* (SECN+)	W, 12-5
20	#2 MISSISSIPPI STATE* (SECN+)	W, 10-2
23	NORTHWESTERN STATE (SECN+)	W, 19-2
24	NORTHWESTERN STATE (SECN+)	L, 10-7
26	#18 TENNESSEE* (SECN+)	W, 11-9
27	#18 TENNESSEE* (SECN+)	W, 15-3
28	#18 TENNESSEE* (SEC Network)	W, 4-3 (10 inn.)
30	vs. Grambling State (NLR, Ark.)	W, 17-3

MAY

3	at Kentucky* (SECN+)	W, 5-2
5	at Kentucky* (DH) (SECN+)	W, 9-1 (7 inn.)
	at Kentucky* (DH) (SECN+)	L, 4-3 (7 inn.)
9	#15 LSU* (ESPNU)	W, 14-4
10	#15 LSU* (SECN+)	W, 11-6
11	#15 LSU* (ESPN2)	L, 3-2
16	at #17 Texas A&M* (SECN+)	W, 7-2
17	at #17 Texas A&M* (SECN+)	L, 6-2
18	at #17 Texas A&M* (SECN+)	L, 6-1
22	7-seed Ole Miss/10-seed Missouri (SEC Network)	Approx. 1 p.m.
May 22-28	SEC Tournament (Hoover, Ala.)	TBA
May 31-June 2	NCAA Regionals	
June 7-9	NCAA Super Regionals	
June 14-27	College World Series (Omaha, Neb.)	

All times Central; Home game in BOLD; * - SEC Game

MAY 21 - 26 VS. SEC TOURNAMENT | HOOVER, ALA.



#4 ARKANSAS RAZORBACKS

Record 40-15 (20-10 SEC)
 Ranking 4
 Last Season 48-21 (18-12 SEC)
 Head Coach Dave Van Horn
 Career Record 1,268-619 (31st season)
 Record at Arkansas 683-379 (17th Season)

POTENTIAL STARTING LINEUP

POS	#	NAME	AVG	AB	R	H	2B	3B	HR	RBI	SB-SBA	BB
C	12	Casey Opitz	.257	144	28	37	3	0	2	25	5-5	33
1B	4	Trevor Ezell	.314	207	63	65	19	2	8	41	17-18	45
2B	7	Jack Kenley	.320	197	50	63	8	4	12	45	8-10	38
3B	5	Jacob Nesbit	.258	178	30	46	7	0	3	41	6-8	24
SS	15	Casey Martin	.311	238	58	74	19	3	15	53	10-12	27
LF	25	Christian Franklin	.281	171	36	48	7	1	6	33	8-10	21
CF	24	Dominic Fletcher	.320	225	47	72	22	0	10	52	1-2	22
RF	18	Heston Kjerstad	.336	223	46	75	10	1	14	44	4-4	18
DH	10	Matt Goodheart	.352	159	27	56	13	2	2	36	5-7	29



Last year, Arkansas set a then-school record with seven players selected to All-SEC teams. This year, Arkansas broke that record again as they had nine players selected to either the All-SEC Second Team, SEC All-Freshman Team and the SEC All-Defense Team. The 11 selections combined was more than any other school in the SEC.

PR HOGS

MLB (8)

Name	Years at Arkansas	Club
Brian Anderson	2012-14	Miami
Jalen Beeks	2013-14	Tampa Bay
Andrew Benintendi	2014-15	Boston
Logan Forsythe	2006-08	Texas
James McCann	2009-11	Chicago White Sox
Blake Parker	2004-06	Minnesota
Drew Smyly	2009-10	Texas
Ryne Stanek	2011-13	Tampa Bay

AAA (3)

Name	Years at Arkansas	Club
D.J. Baxendale	2010-12	Rochester (MIN)
Zach Jackson	2014-16	Buffalo (TOR)
Matt Reynolds	2010-12	Fresno (WAS)

AA (3)

Name	Years at Arkansas	Club
Chad Spanberger	2015-17	New Hampshire (TOR)
Trevor Stephan	2017	Trenton (NYY)
Andy Wilkins	2008-10	Mississippi (ATL)

A-Advanced (1)

Name	Years at Arkansas	Club
Jacob Morris	2011-13	Winston-Salem (CWS)

A (4)

Name	Years at Arkansas	Club
Eric Cole	2016-18	Lexington (KC)
Blaine Knight	2016-18	Delmarva (BAL)
Grant Koch	2016-18	Greensboro (PIT)
Kacey Murphy	2016-18	West Michigan (DET)

A-Short (1)

Name	Years at Arkansas	Club
Jax Biggers	2017-18	Spokane (CLE)

Rookie (3)

Name	Years at Arkansas	Club
Evan Lee	2017-18	GCL Nationals (WAS)
Barrett Loseke	2016-18	GCL Yankees East (NYY)
Jake Reindl	2016-18	AZL Cubs (CHC)

Free Agents (2)

Name	Years at Arkansas	Last Club
Zack Cox	2009-10	Erie (DET)
Dallas Keuchel	2007-09	Houston



In recognition of the extraordinary longtime support of the Walker Family and the Willard and Pat Walker Charitable Foundation, the nation's top collegiate baseball ballpark has been renamed Baum-Walker Stadium at George Cole Field.



Arkansas Friday night starter Isaiah Campbell has been the reason the Hogs have won 12 weekend series opens this season. Campbell has a 10-1 record, which is one victory more than Blaine Knight had at this point in the season and is one of only four SEC pitchers with top-10 totals in ERA (2.50), innings pitched (90.0) and strikeouts (97).

RAZORBACK PRIME NINE

>> Arkansas makes its 24th appearance at the SEC Tournament this week in Hoover, Alabama and holds its third-straight top-four seed in the field.

>> The Razorbacks won a share of the SEC Western Division title for the second-straight year, finishing with an 20-10 conference record. It's Arkansas' sixth division title in school history and fifth under Dave Van Horn.

>> Nine different Razorbacks were named to the various All-SEC teams this week with six being named to the 12-man All-SEC Second Team. Overall, Arkansas had 11 selections among the All-SEC, All-Freshman and All-Defense Teams, a school record.

>> Trevor Ezell, Casey Martin, Matt Cronin, Heston Kjerstad, Matt Goodheart and Dominic Fletcher were all named to the All-SEC Second Team. It's the third-straight year with an All-SEC selection for Fletcher and second for Kjerstad and Martin.

>> Isaiah Campbell was named a semifinalist for the 2019 Golden Spikes Award. He's the first Razorback to be named a semifinalist since Andrew Benintendi in 2015.

>> Campbell was left off the All-SEC lists, but had numbers that would rank among the best in the SEC and in Arkansas history. At 10-1, Campbell's win total, innings pitched (90.0), ERA (2.50) and strikeouts (97) are all better than All-American Blaine Knight at this point a year ago.

>> The Razorbacks weren't expected to hit as many home runs as last year's record-setting team (98), but have still set a good pace going into the last weekend of the year. As a team, Arkansas has hit 77 home runs, which ties for first in the SEC.

>> Dominic Fletcher continues to be a doubles machine going into the SEC Tournament. Sitting at 22 two-baggers for the year, Fletcher is six off the school record and first in the SEC.

>> Catcher Casey Opitz has been a baserunner's worst nightmare in recent weeks as he caught eight would-be base stealers in the last three weeks, five against Kentucky and two against Texas A&M. Opitz has 21 caught stolen bases this year, which leads the SEC.

2019 SEC STANDINGS (as of May 20, 2019)

	Conference					Overall			Last 10	Streak
	W	L	T	Win%	GB	W	L	Win%		
WESTERN EASTERN										
Vanderbilt#	23	7	--	.767	--	45	10	.818	9-1	W5
Georgia	21	9	--	.700	2.0	42	14	.750	8-2	W4
Tennessee	14	16	--	.467	9.0	38	18	.679	6-4	L1
Missouri	13	16	1	.450	9.5	34	21	.616	4-6	L4
Florida	13	17	--	.433	10.0	33	23	.589	5-5	W3
South Carolina	8	22	--	.267	15.0	28	27	.509	4-6	W1
Kentucky	7	23	--	.233	16.0	26	29	.473	4-6	L3
WESTERN EASTERN										
Arkansas^	20	10	--	.667	--	40	15	.727	6-4	L2
Mississippi St.	20	10	--	.667	--	45	11	.804	8-2	L1
LSU	17	13	--	.567	3.0	34	22	.607	4-6	L1
Texas A&M	16	13	1	.550	3.5	36	19	.652	6-4	W2
Ole Miss	16	14	--	.533	4.0	33	23	.589	3-7	W1
Auburn	14	16	--	.467	6.0	32	23	.582	4-6	W1
Alabama	7	23	--	.233	13.0	30	26	.536	4-6	L3

SCHOOL RECORD NINE RAZORBACKS SELECTED FOR ALL-SEC

Arkansas led the league with 11 selections on All-SEC Teams this week. Six of the 12 All-SEC Second Team selections come from Arkansas as Trevor Ezell, Casey Martin, Dominic Fletcher, Heston Kjerstad, Matt Goodheart and Matt Cronin all made the list at their respective positions. On the SEC All-Freshman Team, Christian Franklin, Connor Noland and Patrick Wicklander all earned their first all-conference honors of their career. Finally, Fletcher and Ezell both were named to the SEC All-Defense Team. The 11 selections (nine players) leads all SEC teams and tops last year's previous program record of nine selections. Arkansas was also the only school with multiple players named to the all-freshman team and it was the third year in school history the Hogs have had two or more freshmen named all-conference.

1B Trevor Ezell - All-SEC Second Team, SEC All-Defense

SS Casey Martin - All-SEC Second Team

CF Dominic Fletcher - All-SEC Second Team, SEC All-Defense

RF Heston Kjerstad - All-SEC Second Team

DH Matt Goodheart - All-SEC Second Team

RP Matt Cronin - All-SEC Second Team

SP Connor Noland - SEC All-Freshman Team

SP Patrick Wicklander - SEC All-Freshman Team

LF Christian Franklin - SEC All-Freshman Team

HOW THE WEST WAS WON...AGAIN

Arkansas claimed its sixth division title in school history over the weekend earning a share of SEC Western Division title for the second-straight year. Five of Arkansas' six SEC Western Division crowns have come under current head coach Dave Van Horn (2004, 2007, 2011, 2018, 2019). The first SEC division title came in 1999 under longtime head coach Norm DeBriyn, a year the Hogs also won the overall title.

Western Division Titles In School History

YEAR	HEAD COACH	RECORD (CONFERENCE)
1999*	Norm DeBriyn	42-23 (22-8 SEC)
2004*	Dave Van Horn	45-24 (19-11 SEC)
2007	Dave Van Horn	43-21 (18-12 SEC)
2011	Dave Van Horn	40-22 (15-15 SEC)
2018	Dave Van Horn	37-17 (18-12 SEC)
2019	Dave Van Horn	40-15 (20-10 SEC)

* - denotes won SEC overall title

DO NOT RUN ON CASEY OPITZ

After the departure of Grant Koch from behind the plate, sophomore Casey Opitz was asked to fill some pretty big shoe, especially with his arm. In 48 games, Opitz has caught 19-of-21 would be base-stealers, which ties for 29th in the nation and first in the SEC. Opitz has eight caught stolen bases over the last three weeks, including five against Kentucky and two against Texas A&M.

OFFENSE BEGINS TO DRAW COMPARISONS TO 2018 AT SEASON'S END

With the departure of a number of veteran hitters after Arkansas' run to the 2018 College World Series final, it was expected that the Hogs' offensive numbers would dip slightly. However, with some added speed and firepower at the bottom of the lineup, Arkansas may have the more well-rounded offense in 2019. Through 52 games last season, Arkansas was hitting .304 as a team. This year, the Hogs are hitting .311 with six players batting over .300. The 70 home runs hit this year are just seven behind last year's pace, but the runs average per game is a full run better than a year ago.

COMPARING 2018 TO 2019 (OFFENSE)

Category	2018 (Through 55 games)	2019
Average	.302	.306
Slugging	.488	.504
On-Base Percentage	.399	.404
Hits	565	584
Runs	391	429
Extra-Base Hits	182	211
Home Runs	81	77
RBIs	365	400
Runs per game	7.1	7.8

CAMPBELL NAMED TO GOLDEN SPIKES SEMIFINALIST LIST

Right-hander Isaiah Campbell was one of 25 players nationally named to the prestigious Golden Spikes Award semifinalist list on Wednesday, making him the first Razorback since Andrew Benintendi (2015) to be named a semifinalist. Through 13 starts, Campbell has a 9-1 record with a 2.57 ERA and an SEC-best 84 innings pitched with 91 strikeouts. He's one of nine SEC players to make this year's semifinalist list.

VAN HORN WINS 1,000TH DIVISION I GAME IN CAREER

With a 9-1 win over Kentucky in the front end of a doubleheader two weeks ago, Arkansas head coach Dave Van Horn picked up his 1,000th win in Division I, becoming only the ninth active head coach to win 1,000 or more games at the Division I level. In his 31-season career, which includes the Junior College and Division II level, Van Horn has a combined record of 1,268-619, with 25 seasons coming at four-year institutions and has 683 wins at Arkansas. He won 51 games at Central Missouri in 1994, his only year, en route to winning the Division II national title.

Most Wins (Active Coaches)

Rank	Coach, Team	Years	Wins
1.	Mike Martin, Florida St.	39	2,018
2.	Mike Fox, North Carolina	35	1,464
3.	Paul Mainieri, LSU	36	1,445
4.	John Anderson, Minnesota	37	1,310
5.	Keith Guttin, Missouri St.	36	1,274
6.	Danny Hall, Georgia Tech	31	1,260
7.	Gary Gilmore, Coastal Carolina	29	1,207
8.	Tony Robichaux, UL-Lafayette	32	1,171
9.	Mike Sansing, Kennesaw St.	30	1,115
10.	Elliott Avent, NC State	30	1,094
11.	Dave Van Horn, Arkansas	25	1,054
12.	Brian Shoop, UAB	29	1,050
13.	Bill Brown, George Mason	37	1,045



Catcher Casey Opitz has been one of the strongest forces behind the plate this season, throwing out 19-of-21 base stealers, which leads the SEC and is a top-25 total in the nation. Opitz has thrown out eight base stealers in the last three weeks including five at Kentucky.



After four years at Southeast Missouri State, redshirt senior Trevor Ezell arrived at Arkansas having not played a single game at first base. Because of his shoulder surgery, he was forced to play nearly every game at first base this year and ended up on the SEC All-Defense Team having only made two errors all season.

EZELL TIES SCHOOL RECORD FOR RUNS SCORED IN SINGLE GAME

Redshirt senior Trevor Ezell went 3-for-3 against Grambling State (April 30) with three RBIs and three walks. It was his 16th multi-hit game of the season and eighth three-hit game. He also tied the school record for runs scored in a game by crossing the plate six times, tying him with Jeremy Jackson and Todd Zacher, who each scored six runs in a game in 1997 and 1981, respectively.

HOGS MAKING A HABIT OF THE WALK-OFF

The game three walk-off win against Tennessee was the third for the Razorbacks this year and fifth game won in the final inning. Casey Opitz now has two of Arkansas' walk-off hits this year, while Heston Kjerstad had his own in the opening weekend to help the Hogs sweep Eastern Illinois. On the road, Arkansas won game two of its series with Auburn, scoring three runs in the top of the 15th inning before shutting it out in the bottom half. The next week, Arkansas staved off the sweep at Vanderbilt, scoring five runs in the top of the ninth, winning 14-12.

EZELL SURPASSES 300 HITS IN CAREER

Redshirt senior Trevor Ezell reached the 300 career hit plateau in his first at-bat in game two against Tennessee (April 27) on a lead-off single to right field. Ezell finished the game with three hits and now sits at 317 for his career. Ezell totaled 251 hits over four years at Southeast Missouri State prior to joining Arkansas for the 2019 season. He now sits at 66 hits this year, fourth most on the team.

GOT THE LONG BALL WORKING

Over the last 20 games, Arkansas' offense has hit a blistering .337 and slugged .590 with 40 home runs. Five of those home runs came in last Thursday's series opening win over Texas A&M. Arkansas has hit five home runs in a game three times this year and six times with four or more.

SEC Home Run Leaders (By Team)

1.	Vanderbilt	77
	Arkansas	77
3.	South Carolina	75
4.	Florida	71

MARTIN AND NOLAND TAKE HOME SEC WEEKLY AWARDS

Sophomore Casey Martin was named the SEC's Player of the Week and freshman right-hander Connor Noland also took home the league's Co-Freshman of the Week honors after Arkansas' series against Mississippi State and the midweek game against Arkansas-Pine Bluff. Martin hit .471 for the week with five of his eight hits and six of his 10 RBIs coming against the second-ranked Bulldogs. His performance helped Arkansas to its second SEC series sweep and second sweep over Mississippi State in the last three years. He also totaled a career-high four RBIs twice, once coming in the 16-4 win over Arkansas-Pine Bluff and the other in a 12-5 series-clinching victory over MSU. Noland's 7.2 innings pitched against the Bulldogs was a season-long as he struck out five batters and scattered four hits without giving up a walk. The five strikeouts were his second-most in a game this year, two shy of his season high of seven coming in his first career outing in February (vs. EIU - Feb. 16).

CAMPBELL FORMS INTO FRIDAY NIGHT ACE

Following the footsteps of All-American Blaine Knight, redshirt junior Isaiah Campbell has, seemingly, transformed into the Friday-night ace for the Hogs this year. Campbell is 10-1 on the year and is seventh in the SEC in strikeouts (97). His 90 innings pitched is the second most among all SEC pitchers and 10 of his last 11 outings have been quality starts. He also has never walked more than three batters in a start this year.

Last 11 Starts (Isaiah Campbell)


Date	Opponent	IP	H	R	ER	BB	SO
March 1	Stony Brook	7.0	3	0	0	1	13
March 8	Louisiana Tech	6.0	7	2	2	0	10
March 15	Missouri	7.0	2	0	0	1	11
March 22	at Alabama	7.0	5	0	0	1	7
March 29	No. 21 Ole Miss	7.0	4	2	2	2	5
April 5	at No. 15 Auburn	6.2	7	3	3	3	3
April 12	at No. 6 Vanderbilt	7.2	6	3	3	0	9
April 18	No. 2 Miss. State	7.2	5	2	2	0	10
April 26	No. 18 Tennessee	4.2	6	7	3	3	3
May 3	at Kentucky	7.0	5	1	1	0	6
May 9	No. 15 LSU	6.0	4	2	2	1	4
May 16	at No. 17 Texas A&M	6.0	6	2	1	1	6

BETTER THAN LAST YEAR?

Sophomore outfielder Heston Kjerstad did not have the best start to his second season when he was 8-for-36 (.222) after eight games. Since then, the Amarillo, Texas native is his usual self and hit .361 in the three weeks (10 games). He has at least one hit in eight of his last nine games. His 14 home runs match his total from freshman year with at least two SEC Tournament games remaining and an NCAA Regional remaining.

Heston Kjerstad in 2019

Category	2018 (Through 55 games)	2019
Average	.344	.336
Slugging	.569	.578
On-Base Percentage	.423	.415
Hits	72	75
Runs	51	46
Extra-Base Hits	25	25
Home Runs	11	14
RBIs	47	44



Trailing 11-9 going into the ninth inning of the series finale at No. 6 Vanderbilt, Arkansas reeled off five runs and held off the Commodores in the bottom half to win 14-12, in one of the wildest games of the year. Arkansas had a season-high 22 hits in the game, its most in a single game since the second game of the 2018 season (vs. Bucknell - Feb. 17, 2018). Eight of Arkansas' nine starters had two or more hits led by Casey Opitz and Heston Kjerstad, who each had four hits.

DOUBLES MACHINE

Through 55 games, junior Dominic Fletcher is at the top of the SEC in doubles with Casey Martin and Trevor Ezell not far behind. Fletcher leads all SEC players with 22 doubles and ranks just six off the school record of 28 doubles in a single season set by Jim Kremers (28) in 1987.

SEC DOUBLES LEADERS

1.	Dominic Fletcher (ARK)	22
2.	Justin Foscus (MSU)	21
3.	Tanner Allen (MSU)	20
	Jake Mangum (MSU)	20
5.	Casey Martin (ARK)	19
	Trevor Ezell (ARK)	19

NESBIT WINS FIRST SEC FRESHMAN OF THE WEEK

Redshirt-freshman infielder Jacob Nesbit was named the SEC Freshman of the Week after his strong weekend at the plate that helped the Razorbacks split the midweek series at No. 9 Texas and then take a crucial weekend series on the road against Alabama. The Coppell, Texas native hit .421 (8-for-19) for the week, good for the second-best average on the team and extended his team-best hitting streak to 15 games, which dates back to a March 6 victory over Charlotte.

WICKLANDER SHOWS POISE AS STARTER

Freshman Patrick Wicklander may be one of Arkansas' main starters by season's end. Wicklander has made four starts in his last five appearances and in all four of those starts has worked four or more innings three times and not allowed more than three earned runs in each appearance. His last five starts have come against SEC teams and he has allowed no more than five hits and struck out six or more four times.

PATRICK WICKLANDER IN COMPARISON

Category	As a Starter (12 Games)	As a Reliever (7 Games)
ERA	3.45	11.42
Wins	5	0
Innings Pitched	47.0	8.2
Hits	34	9
Runs	21	11
Earned Runs	18	11
Walks	22	12
Strikeouts	64	13

RAZORBACKS WIN MARATHON WITH TIGERS IN 15 INNINGS

Arkansas and Auburn were forced to play a doubleheader to begin their three-game series last week due to bad weather forecasts the day before. While the series opener took less than three hours, the back end of the doubleheader went 15 innings with Arkansas winning the game, 9-6, thanks to a clutch home run in the top of the 15th by Heston Kjerstad. The 15-inning game was Arkansas' longest in terms of innings since a 16-inning loss to Southeast Missouri State in 2004 and Friday's total game time was five hours and 40 minutes.

LONGEST GAMES SINCE 2004 (12 INNINGS OR MORE)

April 5, 2019	W, 9-6 (15 inn.)	at No. 15 Auburn
March 5, 2016	L, 10-8 (12 inn.)	vs. Eastern Illinois
March 17, 2013	L, 6-4 (13 inn.)	vs. Ole Miss
March 16, 2012	W, 4-3 (12 inn.)	vs. Alabama
June 13, 2010	L, 7-5 (12 inn.)	at Arizona St.
June 12, 2010	L, 7-6 (12 inn.)	at Arizona St.
June 17, 2009	W, 4-3 (12 inn.)	vs. Virginia
March 29, 2008	L, 6-5 (12 inn.)	at Vanderbilt
April 6, 2004	L, 6-5 (16 inn.)	vs. SE Missouri St.

SCROGGINS SHUTS DOWN LOUISIANA TECH

Making the Sunday start against Louisiana Tech, Cody Scroggins went a career-long six innings and struck out a career-high 11 batters, while walking only one and giving up two singles on 88 pitches. Scroggins didn't even allow a baserunner past first base for his entire outing and retired seven of the first eight he faced. It was his' first victory of the year and first decision in 27 career appearances dating back to 2016.

WELCOME TO THE SHOW KID

Freshman right-hander Elijah Trest made his collegiate debut in the ninth inning in game three against Louisiana Tech (March 10), striking out the side on 20 pitches to help secure Arkansas' 12th victory of the year. Trest is the seventh different freshman pitcher to see time on the mound so far this season and fourth to strike out the side in their first collegiate inning of work (C. Monke, P. Wicklander, E. Taylor).

CAMPBELL TURNS IN CAREER DAY AGAINST STONY BROOK

For the first time since 2017, a Razorback pitcher struck out 12 or more batters in a game when Isaiah Campbell struck out a career-high 13 Stony Brook batters over seven innings on March 1. It was the most strikeouts in a game since Trevor Stephan struck out 13 against Rhode Island on March 10, 2017. Campbell's strikeout total made him only the second Razorback pitcher since 2010 to strike out 11 or more and the second since 2007 to strike out 13 or more.

RAZORBACKS HEAD WEST, DOWN TROJANS

Arkansas went west to face USC in a three-game series in week two and came away with its first road series win since 2017. The Hogs won games one and two 6-3 and 8-6, respectively, and nearly swept the

Trojans before a 10th-inning walk-off homer thwarted that plan. It was the first road series win for the Hogs since they took 2-of-3 from Alabama in Tuscaloosa in April of 2017.

FEBRUARY SUCCESS

Since Dave Van Horn took over for the Razorbacks in 2003, Arkansas have played through the month of February with one loss or better 13 times, including six undefeated years. The Hogs are 118-18 in the first month of the year under Van Horn. Last year, the team went 6-2 in February and hit .310 as a team.

HOGS BLAST PANTHERS ON OPENING WEEK

For the sixth-straight season, Arkansas opened its campaign with a series sweep dating back to 2014. The Razorbacks swept Eastern Illinois by a combined score of 30-12, scoring 10+ runs in each of the first two games. The Hogs completed the sweep on Sunday with a walk-off single by sophomore Heston Kjerstad in the bottom of the ninth, his second walk-off of his career.

NEAR IMMACULATE INNING

Freshman Patrick Wicklander nearly achieved a feat that some pitchers only dream of when he came out of the bullpen in the sixth inning to relieve Jacob Kostyshock last Sunday against EIU. Wicklander struck out the heart of EIU's lineup consisting of Jimmy Govern, Hunter Morris and Ryan Knernschiold and did it on 10 pitches, just one shy of the near immaculate nine-pitch, three-strikeout inning. Wicklander finished his first career outing with 2.1 innings thrown, one run allowed and four strikeouts on 31 pitches.

SEE THE BALL, HIT THE BALL

In the season-opener against EIU, Arkansas achieved more than just scoring 15 runs on 18 hits en route to its 25th-straight season-opening win. The Hogs also did not strike out in 46 batters, a feat that hadn't been achieved since 7-6 victory over Troy on Feb. 28, 2010.

97 YEARS AND COUNTING

The 2019 season will mark the 97th season of Razorback Baseball and 17th with head coach Dave Van Horn. Since Van Horn took over, the Hogs have reached the College World Series five times, including three times in the last seven years.

ARKANSAS LEADS NATION IN PRESEASON GOLDEN SPIKES WATCH

Sophomores Heston Kjerstad and Casey Martin, as well as junior reliever Matt Cronin were named among 55 players on the 2019 USA Baseball Golden Spikes Award watch list this week, an award presented to the top amateur player in the country. Arkansas led all schools on the preseason watch list with three selections, while Auburn, Baylor, Elon, Florida, Florida State, NC State, Oregon State, Stanford and UCLA each boast a pair of athletes represented as well.

PRESEASON ALL-SEC FIRST TEAM LITTERED WITH HOGS

Arkansas' quartet of Casey Martin, Heston Kjerstad, Matt Cronin and Dominic Fletcher were all selected by the league coaches to the Preseason All-SEC First Team. The four first team selections are the most of any team in the league and it ties with Ole Miss and Georgia for the most selections combined on either Preseason All-SEC team. Fletcher and Kjerstad make up two of the three outfield positions, while Martin is considered the top shortstop in the league and Cronin is considered the top reliever by the 14 head coaches.

ARKANSAS EARNS TOP 25 PRESEASON RANKINGS IN ALL NATIONAL POLLS

Coming off a national runner-up finish at the 2018 College World Series, Arkansas will begin the 2019 season ranked in the top 25 of all the major national polls. The Hogs highest preseason placement comes in the USA Today/ESPN Coaches' Poll which has them at No. 12 in the nation. Arkansas is also within the top-15 in the Perfect Game poll (No. 13) and the NCBWA poll (No. 15).

BRINGING THE NOISE

For the 14th straight year, Arkansas placed in the top five in the nation in total and average attendance after the 2017 season. With 8,857 fans per game in 36 home games, the Razorbacks continued to draw the fans, finishing third in average attendance. A total of 318,856 fans visited Baum Stadium during the 2018 season, also good for third in the country.

A LOOK AT THE SCHEDULE

Arkansas' 2019 schedule is expected to be another tough slate. The Razorbacks are set to face nine teams that reached the NCAA Tournament in 2018 a total of 22 times (39.2 percent of games). Arkansas will host 20 of its 26 nonconference games including 11-consecutive from Feb. 27-March 13.

MOVE TO SHORT

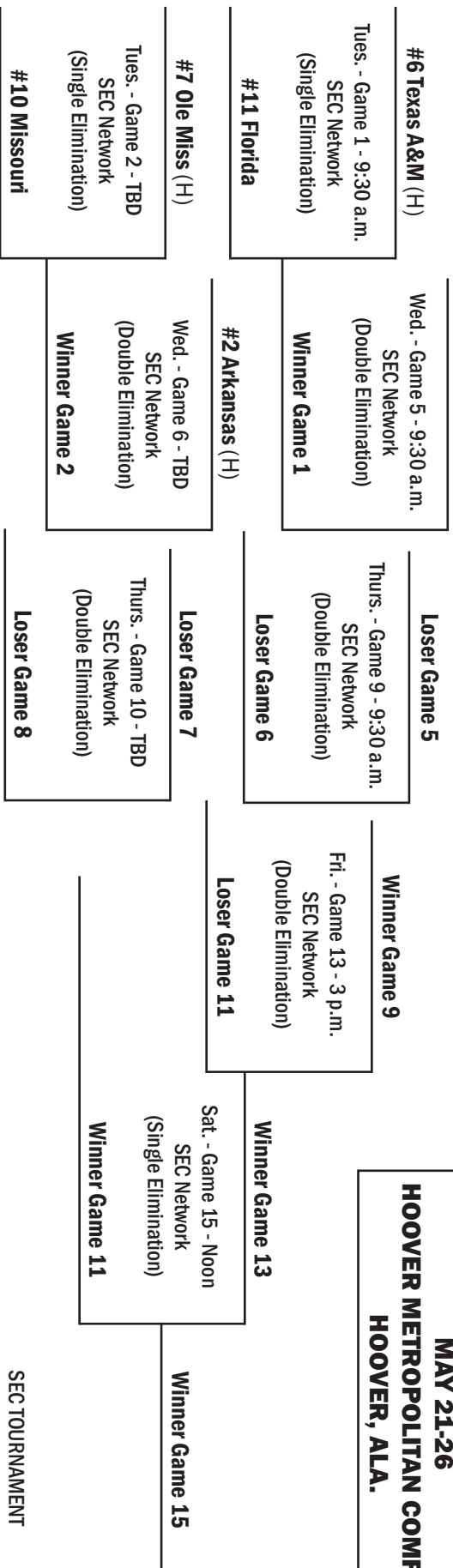
Sophomore Casey Martin spent all of 2018 at third base and put up record-breaking numbers en route to freshman All-America, SEC All-Tournament and All-SEC nods. But with the Texas Rangers selecting Jax Bigger in last summer's draft, Martin will have the chance to move back to his natural position of shortstop for the 2019 season. Martin led the team with a .345 average last year, including 87 hits, 14 doubles, 13 home runs and 49 RBIs. He's been named the top shortstop in the nation by DIBaseball.com.

DVH INTO ARKANSAS SPORTS HALL OF FAME

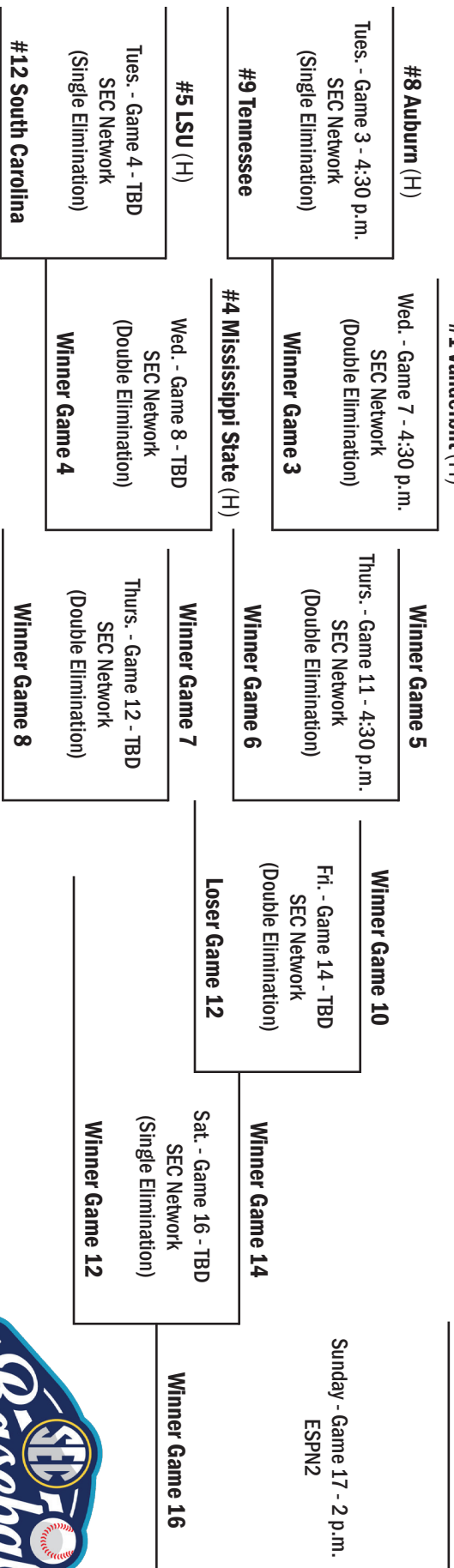
Head coach Dave Van Horn became the newest member of the Arkansas Sports Hall of Fame last month, joining fellow Razorbacks Norm DeBriyn Kevin McReynolds, Melvin McGaha, Tom Pagnozzi and Cliff Lee. It's the fourth hall of fame induction for the Hog coach, including the Winnetonka HS, Central Missouri and Ban Johnson Hall of Fames.

2019 SEC BASEBALL TOURNAMENT
MAY 21-26
HOOVER METROPOLITAN COMPLEX
HOOVER, ALA.

BRACKET ONE



BRACKET TWO



All times Central
 The second game of each session will begin approximately 30 minutes after the conclusion of the first game.
 TV Network designations subject to change.
 (H) indicates home team





SEC Tournament (33-40)

2018 SEC Tournament (2-1)

Hoover Metropolitan Stadium • Hoover, Ala.		
South Carolina	W	13-8
Florida	W	8-2
LSU	L	2-1

2017 SEC Tournament (3-2)

Hoover Metropolitan Stadium • Hoover, Ala.		
Mississippi State	L	4-3
Auburn	W	12-0 (7)
Mississippi State	W	9-2
Florida	W	16-0 (7)
LSU	L	4-2

2015 SEC Tournament (2-2)

Hoover Metropolitan Stadium • Hoover, Ala.		
Tennessee	W	2-1
Florida	W	7-6
LSU	L	10-5
Florida	L	10-0

2014 SEC Tournament (3-2)

Hoover Metropolitan Stadium • Hoover, Ala.		
Texas A&M	W	4-0
Ole Miss	W	2-1
LSU	L	7-2
Ole Miss	W	8-7
LSU	L	11-1

2013 SEC Tournament (2-1)

Hoover Metropolitan Stadium • Hoover, Ala.		
Ole Miss	W	2-1 (10)
LSU	W	4-1
LSU	L	3-1

2012 SEC Tournament (0-2)

Regions Park • Hoover, Ala.		
Mississippi State	L	9-1
Ole Miss	L	2-0

2011 SEC Tournament (2-2)

Regions Park • Hoover, Ala.		
Alabama	L	7-4
Mississippi State	W	7-2
Alabama	W	4-1
Vanderbilt	L	3-2

2010 SEC Tournament (0-2)

Regions Park • Hoover, Ala.		
Vanderbilt	L	2-0
Florida	L	5-4

2009 SEC Tournament (2-2)

Regions Park • Hoover, Ala.		
Florida	W	8-5
Georgia	L	2-1
Florida	W	10-7
Vanderbilt	L	11-1

2007 SEC Tournament (3-1)

Regions Park • Hoover, Ala.		
Alabama	W	6-0
South Carolina	W	6-0
South Carolina	W	3-2
Vanderbilt	L	7-4

2006 SEC Tournament (0-2)

Hoover Metropolitan Stadium • Hoover, Ala.		
Ole Miss	L	9-4
Alabama	L	4-3

2005 SEC Tournament (0-2)

Hoover Metropolitan Stadium • Hoover, Ala.		
Florida	L	9-8
Alabama	L	5-4

2004 SEC Tournament (2-2)

Hoover Metropolitan Stadium • Hoover, Ala.		
Tennessee	L	8-6
Ole Miss	W	4-3
Tennessee	W	4-1
South Carolina	L	3-2

2003 SEC Tournament (0-2)

Hoover Metropolitan Stadium • Hoover, Ala.		
LSU	L	5-4
Ole Miss	L	8-7

2002 SEC Tournament (1-2)

Hoover Metropolitan Stadium • Hoover, Ala.		
South Carolina	L	10-1
Auburn	W	8-5
South Carolina	L	6-2

1999 SEC Tournament (4-2)

Hoover Metropolitan Stadium • Hoover, Ala.		
Kentucky	W	6-4
Auburn	L	3-2 (11)
LSU	W	9-8
Auburn	W	9-5
Auburn	W	9-6
Alabama	L	9-3

1998 SEC Tournament (3-1)

Hoover Metropolitan Stadium • Hoover, Ala.		
LSU	W	8-4
Mississippi State	W	10-3
Mississippi State	W	7-3
Auburn	L	7-5

1997 SEC Tournament (0-1)

Golden Park • Columbus, Ga.		
Auburn	L	7-3

1996 SEC Tournament (0-1)

Hoover Metropolitan Stadium • Hoover, Ala.		
Kentucky	L	7-5

1995 SEC W. Div. Tournament (2-2)

Dudy Noble Field • Starkville, Miss.		
Ole Miss	W	5-2
Alabama	W	5-2
Alabama	L	8-7
LSU	L	7-6

1994 SEC W. Div. Tournament (0-2)

Swayze Field • Oxford, Miss.		
Auburn	L	3-1 (17)
LSU	L	5-2

1993 SEC W. Div. Tournament (1-2)

Alex Box Stadium • Baton Rouge, La.		
Mississippi State	W	5-2
Auburn	L	3-1
LSU	L	13-7

1992 SEC Tournament (1-2)

Superdome • New Orleans, La.		
South Carolina	W	8-6
LSU	L	8-1
South Carolina	L	9-5

SWC Tournament (18-25)

1990 SWC Tournament (1-2)

Disch-Falk Field • Austin, Texas		
Rice	W	7-5
Texas	L	11-4
Houston	L	7-1

1989 SWC Tournament (1-2)

Olsen Field • College Station, Texas		
Texas	L	8-3
Houston	W	5-4
Texas	L	9-1

1988 SWC Tournament (0-2)

George Cole Field • Fayetteville, Ark.		
Texas A&M	L	4-3
Texas	L	7-1

1987 SWC Tournament (2-2)

Disch-Falk Field • Austin, Texas		
Texas A&M	W	4-3
Texas	L	10-3
Houston	W	14-9
Texas	L	3-2

1986 SWC Tournament (0-1)

Olsen Field • College Station, Texas		
Texas A&M	L	4-0

1985 SWC Tournament (3-0)

George Cole Field • Fayetteville, Ark.		
Baylor	W	6-4
Texas	W	9-5
Texas	W	10-6

1984 SWC Tournament (0-2)

Disch-Falk Field • Austin, Texas		
Texas	L	8-1
Rice	L	8-1

1983 SWC Tournament (3-2)

Disch-Falk Field • Austin, Texas		
Houston	W	4-3
Texas	L	9-2
Houston	W	9-7
Texas	W	5-4
Texas	L	14-0

1982 SWC Tournament (1-2)

Olsen Field • College Station, Texas		
Houston	W	9-6
Texas	L	8-0
Houston	L	9-8

1981 SWC Tournament (2-2)

Disch-Falk Field • Austin, Texas		
Houston	L	7-2
Rice	W	5-4
Houston	W	9-3
Texas	L	11-1

1980 SWC Tournament (3-2)

Olsen Field • College Station, Texas		
Texas A&M	W	19-10
Texas	L	6-4
Texas Tech	W	6-5
Texas	W	8-7
Texas	L	9-4

1979 SWC Tournament (2-2)

Disch-Falk Field • Austin, Texas		
Baylor	W	6-1
Texas	L	6-2
Texas A&M	W	6-2
Texas	L	12-6

1978 SWC Tournament (0-2)

Disch-Falk Field • Austin, Texas		
Baylor	L	1-0
Texas A&M	L	5-0

1977 SWC Tournament (0-2)

Disch-Falk Field • Austin, Texas		
Texas A&M	L	5-2
Texas	L	8-1



Friday night starter Isaiah Campbell has recorded 10 quality starts in 2019 and is tied for the lead in the SEC in innings pitched 84.0. He's thrown six or more innings in 10 of his last 11 starts and has never walked more than three batters in an outing.



Baseball America

Week 15

1. UCLA	45-8
2. Vanderbilt	45-10
3. Stanford	39-10
4. Arkansas	40-15
5. Mississippi State	45-11
6. Georgia	42-14
7. ECU	43-13
8. Georgia Tech	38-16
9. Texas Tech	36-15
10. Louisville	43-13
11. Oregon State	35-16-1
12. UC Santa Barbara	44-7
13. NC State	41-15
14. Miami (Fla.)	38-17
15. Oklahoma State	32-17
16. LSU	34-22
17. Texas A&M	36-19-1
18. Baylor	33-15
19. West Virginia	34-18
20. Indiana	36-19
21. Ole Miss	32-23
22. Dallas Baptist	38-16
23. Fresno State	35-14-1
24. BYU	36-15
25. Creighton	35-11

D1Baseball

Week 15

1. UCLA	45-8
2. Vanderbilt	45-10
3. Mississippi State	45-11
4. Stanford	39-10
5. Arkansas	40-15
6. Georgia Tech	38-16
7. Georgia	42-14
8. ECU	42-13
9. Louisville	43-13
10. Texas Tech	36-15
11. Oklahoma State	32-17
12. Oregon State	35-16-1
13. Texas A&M	36-19-1
14. UC Santa Barbara	44-7
15. NC State	41-15
16. LSU	34-22
17. Miami (Fla.)	38-17
18. Baylor	33-15
19. West Virginia	34-18
20. Illinois	36-17
21. Indiana	36-19
22. Ole Miss	33-23
23. North Carolina	38-17
24. Dallas Baptist	38-16
25. Creighton	35-11

Perfect Game

Week 15

1. UCLA	45-8
2. Vanderbilt	45-10
3. Stanford	39-10
4. Mississippi State	45-11
5. ECU	42-13
6. Arkansas	40-15
7. UC Santa Barbara	44-7
8. Georgia Tech	38-16
9. Georgia	42-14
10. Louisville	43-13
11. Texas Tech	36-15
12. Oregon State	35-16-1
13. NC State	41-15
14. Miami (Fla.)	38-17
15. Texas A&M	36-19-1
16. Oklahoma State	32-17
17. West Virginia	34-18
18. LSU	34-22
19. Baylor	34-22
20. UC Irvine	34-16
21. North Carolina	38-17
22. BYU	36-15
23. Illinois	36-17
24. Tennessee	38-18
25. Dallas Baptist	38-16

USA Today/ESPN

Week 15

1. UCLA	45-8
2. Vanderbilt	45-10
3. Mississippi State	45-11
4. Stanford	39-10
5. Arkansas	40-15
6. Georgia	42-14
7. Louisville	43-13
8. Georgia Tech	38-16
9. ECU	42-13
10. Texas Tech	36-15
11. UC Santa Barbara	44-7
12. Oregon State	35-16-1
13. Oklahoma State	32-17
14. NC State	41-15
15. Texas A&M	36-19-1
16. Miami (Fla.)	38-17
17. LSU	34-22
18. Baylor	33-15
19. North Carolina	38-17
20. West Virginia	34-18
21. Tennessee	38-18
22. Illinois	36-17
23. Ole Miss	33-23
24. Indiana	36-19
25. Dallas Baptist	38-16

Collegiate Baseball

Week 15

1. UCLA	45-8
2. Vanderbilt	45-10
3. Stanford	39-10
4. UC Santa Barbara	44-7
5. Arkansas	40-15
6. Mississippi State	45-11
7. Louisville	43-13
8. Georgia	42-14
9. ECU	42-13
10. Oregon State	35-16-1
11. Georgia Tech	38-16
12. Texas Tech	36-15
13. Oklahoma State	32-17
14. NC State	41-15
15. Miami (Fla.)	38-17
16. Baylor	33-15
17. North Carolina	38-17
18. Central Michigan	43-12
19. Florida State	35-20
20. Arizona State	36-15
21. LSU	34-22
22. Indiana	36-19
23. Texas A&M	36-19-1
24. West Virginia	34-18
25. Fresno State	35-14-1
26. Tennessee	38-18
27. California	30-18
28. Dallas Baptist	38-16
29. Florida Atlantic	37-18
30. BYU	36-15

NCBWA

Week 14

1. UCLA	45-8
2. Vanderbilt	45-10
3. Stanford	39-10
4. Mississippi State	45-11
5. Georgia	42-14
6. Arkansas	40-15
7. Texas Tech	36-15
8. ECU	42-13
9. Georgia Tech	38-16
10. Louisville	43-13
11. UC Santa Barbara	44-7
12. Oregon State	35-16-1
13. Oklahoma State	32-17
14. Texas A&M	36-19-1
15. NC State	41-15
16. Miami (Fla.)	38-17
17. Baylor	33-15
18. West Virginia	34-18
19. LSU	34-22
20. North Carolina	38-17
21. Tennessee	38-18
22. Illinois	36-17
23. Dallas Baptist	38-16
24. Ole Miss	33-23
25. Indiana	36-19
26. BYU	36-15
27. Creighton	35-11
28. Arizona State	36-15
29. Florida State	35-20
30. California	30-18

Arkansas Week-By-Week in the Polls

	BA	D1	PG	USA TODAY	CB	NCBWA
Preseason	18	16	13	12	25	15
Week 2	17	16	13	--	23	13
Week 3	17	16	13	--	22	13
Week 4	16	15	12	10	16	14
Week 5	16	14	11	10	17	13
Week 6	15	11	10	9	10	8
Week 7	10	8	8	8	9	8
Week 8	12	14	17	9	8	10
Week 9	8	12	11	10	7	9
Week 10	10	12	12	10	9	8
Week 11	6	8	6	7	8	7
Week 12	5	5	5	6	6	6
Week 13	4	4	4	4	5	5
Week 14	4	4	4	4	4	5
Week 15	4	5	6	5	5	6
Week 16	--	--	--	--	--	--
Final	--	--	--	--	--	--

BA - Baseball America

ESPN - USA Today/ESPN

CB - Collegiate Baseball

NCBWA - National Collegiate Baseball Writers Association

PG - Perfect Game

D1 - D1Baseball.com



PERSONAL

Born: Sept. 17, 1960
 Hometown: Kansas City, Mo.
 Alma Mater: Arkansas (1988)
 Masters of Science: East Texas State Univ. (1992)
 Wife: Karen
 Children: Hollan, Mariel
 Named Head Coach at Arkansas: June 21, 2002

PLAYING HISTORY

1982-1984 Atlanta Braves Organization
 1982 MLB Draft: 10th Rd (Braves)
 1982 Arkansas
 1980-1981 McLennan (Texas) CC

COACHING HONORS

2004 SEC Coach of the Year
 2001 Baseball America National Coach of the Year
 2001 BIG 12 Coach of the Year
 2001 ABCA Midwest Region Coach of the Year
 2000 ABCA Midwest Region Coach of the Year
 1997 Southland Coach of the Year
 1995 Southland Coach of the Year
 1994 NCAA Division II Coach of the Year
 1994 ABCA Central Region Coach of the Year

HALL OF FAME

2019 Inducted into Arkansas Sports Hall of Fame
 2013 Inducted into Winnetonka HS HOF
 2012 Inducted into Ban Johnson League HOF
 2001 Inducted into Central Missouri State HOF

After 16 years as head coach of the Razorback Baseball program, Dave Van Horn has continued to elevate Arkansas into one of the nation's premier teams year in and year out. Over his 16 seasons as head Hog, Van Horn has led Arkansas to five College World Series appearances, 15 NCAA Tournament berths, one Southeastern Conference overall title, four SEC Western Division championships and a total of 643 wins, averaging more than 40 wins a season.

Ever since returning to his alma mater in 2003 to take over for retiring SEC legend Norm DeBriyn, Van Horn has continued to successfully field nationally competitive teams, while also grooming numerous All-Americans, all-conference and future Major League players.

Under his guidance, 24 Razorbacks have been named All-Americans, 33 as All-SEC players, and 101 have been picked in the MLB Draft. Those draft picks are the third-most among all active head coaches in the SEC.

Van Horn is the second-winningest coach in Arkansas history with 643 wins entering the 2019 season. Earlier this year, with a win at San Diego State, Van Horn became only the second active head coach in the SEC with 600 or more wins at their current school.

Including his years at Nebraska, Northwestern State and Central Missouri State, Van Horn has racked up 1,014 wins at four-year institutions, which is 15th-most among all active coaches. He is also one of 10 active coaches with 1,000 or more wins at four-year schools.

DVH AGAINST 2019 OPPONENTS				
	W/L	Home	Away	Neutral
Alabama	32-24	17-7	13-14	2-3
Auburn	30-21	15-9	15-12	1-0
Charlotte	2-2	1-0	0-1	1-1
Eastern Illinois	16-1	16-1	--	--
Grambling State	7-0	5-0	--	2-0
Kentucky	24-12	13-5	11-7	--
Louisiana Tech	17-4	8-2	5-3	4-0
LSU	20-40	11-6	8-16	1-8
Memphis	9-1	2-0	5-0	2-1
Mississippi State	28-27	16-11	10-14	2-2
Missouri	12-3	7-2	5-1	--
Missouri State	19-9	11-7	8-2	--
Northwestern State	5-2	5-2	--	--
Ole Miss	23-36	10-17	9-15	4-4
Oral Roberts	16-6	10-3	5-3	1-0
Southern Cal	4-2	2-1	2-1	--
Tennessee	24-13	11-5	10-7	2-1
Texas	6-4	2-0	2-3	2-1
Texas A&M	15-11	8-4	6-7	1-0
Vanderbilt	19-22	12-8	7-10	0-4
Western Illinois	9-1	9-1	--	--

VAN HORN'S CAREER NUMBERS							
Year	School	Record	Pct.	Conf.	Place	Tourn.	NCAA
1989	Texarkana CC	39-18	.684	NA	NA	NA	--
1990	Texarkana CC	44-14	.759	NA	NA	NA	--
1991	Texarkana CC	45-12	.789	NA	NA	NA	--
1992	Texarkana CC	48-10	.827	NA	1st	NA	--
1993	Texarkana CC	38-18	.678	NA	NA	NA	--
<i>Totals</i>		<i>214-72</i>	<i>.748</i>	--	--	--	--

1994	Central Missouri State	51-11	.823	15-1	1st (Div.)	1st (4-1)	NCAA DII Champs
<i>Totals</i>		<i>51-11</i>	<i>.823</i>	<i>15-1</i>	--	<i>1 (4-1)</i>	--

1995	Northwestern State	37-15	.711	19-5	1st	DNP (0-2)	--
1996	Northwestern State	34-27	.557	14-16	2nd (Div.)	2nd (3-2)	--
1997	Northwestern State	35-23	.603	19-9	1st	DNP (0-2)	--
<i>Totals</i>		<i>106-65</i>	<i>.620</i>	<i>52-30</i>	--	<i>3 (3-6)</i>	--

1998	Nebraska	24-20	.545	10-13	7th	DNQ	DNQ
1999	Nebraska	42-18	.700	16-9	5th	1st (4-0)	NCAA (1-2)
2000	Nebraska	51-17	.750	21-9	2nd	1st (5-1)	NCAA (4-2)
2001	Nebraska	50-16	.758	20-8	1st	1st (4-0)	CWS (5-2)
2002	Nebraska	47-21	.691	16-11	2nd	2nd (3-1)	CWS (5-3)
<i>Totals</i>		<i>214-92</i>	<i>.699</i>	<i>67-39</i>	--	<i>4 (16-2)</i>	<i>4 (15-9)</i>

2003	Arkansas	35-22	.612	14-16	6th West	T-7th (0-2)	NCAA (1-2)
2004	Arkansas	45-24	.652	19-11	T-1st Overall	4th (2-2)	CWS (6-3)
2005	Arkansas	39-22	.636	13-17	T-5th West	T-7th (0-2)	NCAA (2-2)
2006	Arkansas	39-21	.650	18-12	2nd West	T-7th (0-2)	NCAA (1-2)
2007	Arkansas	43-21	.672	18-12	1st West	2nd (3-1)	NCAA (2-2)
2008	Arkansas	34-24	.586	14-15	4th West	DNQ	NCAA (0-2)
2009	Arkansas	41-24	.631	14-15	4th West	4th (2-2)	CWS (7-2)
2010	Arkansas	43-21	.672	18-12	2nd West	T-7th (0-2)	NCAA (3-3)
2011	Arkansas	40-22	.645	15-15	1st West	T-3rd (2-2)	NCAA (2-2)
2012	Arkansas	46-22	.676	16-14	T-2nd West	T-9th (0-2)	CWS (7-3)
2013	Arkansas	39-22	.639	18-11	2nd West	T-3rd (2-1)	NCAA (2-2)
2014	Arkansas	40-25	.615	16-14	4th West	T-3rd (3-2)	NCAA (2-2)
2015	Arkansas	40-25	.615	17-12	3rd West	T-5th (2-2)	CWS (5-3)
2016	Arkansas	26-29	.473	7-23	7th West	DNQ	DNQ
2017	Arkansas	45-19	.703	18-11	2nd West	2nd (3-2)	NCAA (3-2)
2018	Arkansas	48-21	.696	18-12	T-1st West	T-3rd (2-1)	CWS Runner-Up (9-3)
2019	Arkansas	40-15	.727	20-10	--	--	--
<i>Totals</i>		<i>683-379</i>	<i>.643</i>	<i>273-232</i>	--	<i>14 (21-25)</i>	<i>15 (52-35)</i>
<i>CAREER TOTALS</i>		<i>1,268-619</i>	<i>.672</i>	<i>407-302</i>	--	<i>44-34 (.564)</i>	<i>67-44 (.604)</i>



NUMERICAL ROSTER

No.	Player	Pos.	B/T	Yr.	Ht.	Wt.	Hometown/Previous School
3	Zack Gregory	INF	L/R	Fr	5-10	175	Keller, Texas / Timber Creek HS
4	Trevor Ezell	INF	S/R	R-Sr	5-8	200	Bryant, Ark. / Bryant HS/ Southeast Missouri State
5	Jacob Nesbit	INF	R/R	R-Fr	6-0	170	Coppell, Texas / Coppell HS
7	Jack Kenley	INF	L/R	Jr	6-0	180	Germantown, Tenn. / Houston HS
8	Jordan McFarland	INF/OF	R/R	Jr	6-3	210	Waterloo, Ill. / Waterloo HS
10	Matt Goodheart	INF/OF	L/R	So	6-1	180	Magnolia, Ark. / San Jacinto CC
12	Casey Opitz	C	S/R	So	5-11	175	Centennial, Colo. / Heritage HS
13	Connor Noland	RHP	R/R	Fr	6-2	215	Greenwood, Ark. / Greenwood HS
14	Caleb Denny	INF	L/R	Fr	6-2	180	Owasso, Okla. / Owasso HS
15	Casey Martin	INF	R/R	So	5-11	175	Lonoke, Ark. / Lonoke HS
16	Andrew Stanley	C	R/R	Fr	5-9	180	Searcy, Ark. / Searcy HS/IMG Academy
17	Trey Harris	OF	R/R	Fr	5-10	165	Little Rock, Ark. / Little Rock Christian Academy
18	Heston Kjerstad	OF	L/R	So	6-3	200	Amarillo, Texas / Randall HS
19	Coby Boulware	INF	R/R	So	5-9	170	Anthem, Ariz. / TCU / Boulder Creek HS
20	Elijah Trest	RHP	L/R	Fr	6-3	205	White Oak, Texas / White Oak HS
21	Jacob Burton	RHP	R/R	Fr	6-0	195	Diana, Texas / New Diana HS
22	Curtis Washington, Jr.	OF/INF	R/R	Fr	6-2	175	West Memphis, Ark. / Academies of West Memphis HS
24	Dominic Fletcher	OF	L/L	Jr	5-9	175	Cypress, Calif. / Cypress HS
25	Christian Franklin	OF	R/R	Fr	5-11	180	Overland Park, Kan. / Rockhurst HS
26	Travis Hester	RHP	R/R	Fr	6-2	195	College Station, Texas / College Station HS
27	Dillon Lifrieri	OF/INF	R/R	Fr	6-0	190	Wilton, CT. / Wilton HS
28	Kole Ramage	RHP	R/R	So	6-1	195	Southlake, Texas / Southlake Carroll HS
29	Marshall Denton	RHP	R/R	R-So	5-11	165	Beebe, Ark. / Beebe HS
31	Caleb Bolden	RHP	R/R	So	6-2	185	Texarkana, Texas / Pleasant Grove HS
32	Matt Cronin	LHP	L/L	Jr	6-2	210	Navarre, Fla. / Navarre HS
33	Patrick Wicklander	LHP	R/L	Fr	6-1	180	San Jose, Calif. / Valley Christian HS
34	Steven Sanchez	LHP	L/L	Fr	6-7	250	Mundelein, Ill. / Mundelein HS
35	Jacob Kostyshock	RHP	R/R	Jr	6-4	175	O'Fallon, Mo. / Francis Howell HS
37	Caden Monke	LHP	L/L	Fr	6-3	160	Mt. Olive, Ill. / Mt. Olive HS
39	Evan Taylor	LHP	L/L	Fr	6-4	235	Florence, Ala. / Florence HS
44	Collin Taylor	RHP	R/R	R-So	5-11	220	Florence, Ala. / Florence HS / Walters State CC
45	Kevin Kopps	RHP	R/R	R-Jr	6-0	200	Sugar Land, Texas / George Ranch HS
46	Carter Sells	RHP	R/R	Fr	6-0	190	Brentwood, Tenn. / Ravenwood HS
48	Zack Plunkett	C	R/R	R-Sr	6-2	230	Hurst, Texas / TCU / L.D. Bell HS
49	Liam Henry	LHP	L/L	Fr	6-2	175	Kansas City, Mo. / Park Hill HS
54	Will Barker	RHP	R/R	Fr.	6-2	180	Sherwood, AR / Pulaski Academy
55	Isaiah Campbell	RHP	R/R	R-Jr	6-4	235	Olathe, Kan. / Olathe South HS
57	Cody Scroggins	RHP	R/R	R-Jr	6-0	185	Bentonville, Ark. / Bentonville HS
88	Zebulon Vermillion	RHP	L/R	So	6-4	215	Prairie Village, Kan. / Shawnee Mission East HS

Coaches and Support Staff

Head Coach:	2 Dave Van Horn, 17th Season (Arkansas, 1988)
Assistant Coach:	30 Nate Thompson, 2nd Season (Dallas-Baptist, 2006)
Assistant Coach:	47 Matt Hobbs, 1st Season (Missouri, 2002)
Volunteer Assistant Coach:	9 Taylor Smart, 1st Season (Tennessee, 2017)
Student Assistants:	11 Harrison Heffley, 2nd Season; 6 Jared Gates, 1st Season
Director of Operations:	Clay Goodwin, 12th Season (Arkansas, 2005)
Athletic Trainer:	Corey Wood (East Carolina, 2008)
Strength & Conditioning	Blaine Kinsley (Lenoir-Rhyne, 2010)
Director of Video and Scouting	Zach Barr (Arkansas, 2017)
Managers:	Sean O'Neil, Cale Petrie, Hayden Sutton, Chandler Tolbert, Doug Willey, Phil Cebuhar

Pronunciation Guide

Trevor Ezell	EE-zell
Jacob Nesbit	NEZ-bit
Casey Opitz	Ohpitts
Heston Kjerstad	KERR-stad
Dillon Lifrieri	LIF-fury
Kole Ramage	RAM-midge
Jacob Kostyshock	Cost-EE-shock
Caden Monke	Monk



2019 Arkansas Baseball
Overall Statistics for Arkansas (as of May 18, 2019)
(All games Sorted by Batting avg)



Record: 40-15 Home: 28-6 Away: 12-9 SEC: 20-10

Player	avg	gp-gs	ab	r	h	2b	3b	hr	rbi	tb	slg%	bb	hp	so	gdp	ob%	sf	sh	sb-att	po	a	e	fld%	
10 Matt Goodheart	.352	47-40	159	27	56	13	2	2	36	79	.497	29	1	36	1	.455	0	1	5-7	6	0	0	1.000	
18 Heston Kjerstad	.336	54-54	223	46	75	10	1	14	44	129	.578	18	12	54	3	.415	0	0	4-4	91	2	2	.979	
24 Dominic Fletcher	.320	55-55	225	47	72	22	0	10	52	124	.551	22	3	48	3	.383	3	0	1-2	137	0	1	.993	
7 Jack Kenley	.320	55-54	197	50	63	8	4	12	45	115	.584	38	8	48	4	.443	3	1	8-10	64	161	6	.974	
4 Trevor Ezell	.314	55-55	207	63	65	19	2	8	41	112	.541	45	3	47	3	.436	4	6	17-18	405	35	2	.995	
15 Casey Martin	.311	55-55	238	58	74	19	3	15	53	144	.605	27	4	63	0	.390	0	3	10-12	68	122	20	.905	
25 Christian Franklin	.281	54-48	171	36	48	7	1	6	33	75	.439	21	2	55	6	.364	1	5	8-10	78	3	5	.942	
5 Jacob Nesbit	.258	53-51	178	30	46	7	0	3	41	62	.348	24	2	46	2	.340	8	5	6-8	20	69	4	.957	
12 Casey Opitz	.257	48-40	144	28	37	3	0	2	25	46	.319	33	2	37	8	.398	2	1	5-5	387	44	4	.991	

22 Curtis Washington	.414	26-5	29	13	12	3	1	1	3	20	.690	7	1	11	0	.541	0	1	4-5	12	2	2	.875	
48 Zack Plunkett	.273	23-15	44	12	12	5	0	2	9	23	.523	15	4	18	0	.477	2	1	0-0	118	14	4	.971	
17 Trey Harris	.257	15-9	35	5	9	3	0	0	6	12	.343	3	2	6	0	.341	1	1	0-0	1	0	1	.500	
8 Jordan McFarland	.250	23-14	60	14	15	1	0	2	12	22	.367	6	3	21	0	.333	3	0	2-2	41	2	0	1.000	
Totals	.306	55	1910	429	584	120	14	77	400	963	.504	288	47	490	30	.404	27	25	70-83	1460	511	61	.970	
Opponents	.230	55	1821	251	419	69	4	44	234	628	.345	208	46	523	23	.322	17	20	27-51	1409	459	61	.968	

LOB - Team (461), Opp (401). DPs turned - Team (27), Opp (34). CI - Team (0), Opp (2). IBB - Team (9), C. Martin 2, H. Kjerstad 2, C. Opitz 2, D. Fletcher 1, J. Kenley 1, M. Goodheart 1, Opp (4). Picked off - J. Kenley 2, D. Fletcher 1, T. Ezell 1, M. Goodheart 1, C. Opitz 1.

(All games Sorted by Earned run avg)

Player	era	w-l	app	gs	cg	sho	sv	ip	h	r	er	bb	so	2b	3b	hr	b/avg	wp	hp	bk	sfa	sha		
55 Isaiah Campbell	2.50	10-1	14	14	0	0/1	0	90.0	71	33	25	15	97	12	2	3	.215	3	2	0	1	2		
13 Connor Noland	3.86	2-4	16	15	0	0/0	0	63.0	62	33	27	12	49	6	0	8	.253	4	2	0	1	4		
33 Patrick Wicklander	4.69	5-2	19	12	0	0/2	0	55.2	43	32	29	34	77	10	0	6	.216	2	7	0	2	5		

32 Matt Cronin	2.25	1-0	20	0	0	0/2	10	24.0	14	6	6	14	35	0	1	4	.169	1	1	0	0	0		
35 Jacob Kostyshock	2.49	1-2	17	1	0	0/2	1	25.1	19	9	7	9	24	3	0	2	.202	2	2	0	1	0		
88 Zebulon Vermillion	2.91	4-0	18	0	0	0/1	1	21.2	21	8	7	8	21	6	0	1	.253	1	3	0	2	1		
45 Kevin Kopps	3.24	5-3	25	0	0	0/2	0	33.1	28	12	12	9	40	9	0	1	.226	2	3	0	0	2		
29 Marshall Denton	3.95	2-0	22	4	0	0/0	1	27.1	27	14	12	3	30	5	1	3	.252	2	2	1	1	2		
44 Collin Taylor	4.05	0-0	7	0	0	0/0	0	6.2	4	3	3	6	3	0	0	1	.174	3	1	0	1	0		
49 Liam Henry	4.32	0-1	9	0	0	0/0	0	8.1	6	4	4	8	7	1	0	1	.200	3	1	0	1	0		
57 Cody Scroggins	4.66	2-0	13	7	0	0/2	0	38.2	34	23	20	25	48	6	0	3	.231	5	6	1	4	1		
21 Jacob Burton	4.82	0-0	11	0	0	0/0	0	9.1	10	7	5	6	7	4	0	2	.278	1	2	0	0	0		
28 Kole Ramage	4.97	7-1	21	2	0	0/1	0	54.1	56	37	30	22	50	6	0	8	.263	6	4	0	2	2		
39 Evan Taylor	6.43	0-0	8	0	0	0/1	0	7.0	3	5	5	9	13	0	0	0	.136	3	1	0	0	1		
20 Elijah Trest	7.41	1-1	14	0	0	0/1	0	17.0	17	15	14	16	16	0	0	1	.262	1	6	1	1	0		
37 Caden Monke	18.00	0-0	6	0	0	0/0	0	3.0	3	6	6	5	5	1	0	0	.231	1	3	0	0	0		
46 Carter Sells	18.00	0-0	3	0	0	0/0	0	2.0	1	4	4	7	1	0	0	0	.143	0	0	0	0	0		
Totals	3.99	40-15	55	55	0	4/4	13	486.2	419	251	216	208	523	69	4	44	.230	40	46	3	17	20		
Opponents	7.47	15-40	55	55	1	1/1	9	469.2	584	429	390	288	490	120	14	77	.306	53	47	11	27	25		

PB - Team (3), C. Opitz 2, Z. Plunkett 1, Opp (6). Pickoffs - Team (5), C. Opitz 4, I. Campbell 1, Opp (6). SBA/ATT - C. Opitz (21-40), Z. Plunkett (6-10), I. Campbell (3-10), P Wicklander (2-6), C. Scroggins (3-5), M. Cronin (4-5), E. Trest (2-5), C. Noland (2-5), K. Ramage (4-5), Z Vermillion (3-3), M. Denton (3-3), K. Kopps (0-2), J. Burton (0-1), J Kostyshock (1-1).



2019 Arkansas Baseball
Conference statistics for Arkansas (as of May 18, 2019)
(SEC games only Sorted by Batting avg)



Record: 20-10 Home: 12-3 Away: 8-7 SEC: 20-10

Player	avg	gp-gs	ab	r	h	2b	3b	hr	rbi	tb	slg%	bb	hp	so	gdp	ob%	sf	sh	sb-att	po	a	e	fld%	
10 Matt Goodheart	.369	27-26	103	14	38	11	2	1	20	56	.544	17	1	21	1	.463	0	0	2-3	2	0	0	1.000	
18 Heston Kjerstad	.319	29-29	116	20	37	4	0	6	20	59	.509	8	8	34	3	.402	0	0	2-2	53	0	1	.981	
24 Dominic Fletcher	.305	30-30	128	20	39	10	0	5	27	64	.500	6	2	30	3	.346	0	0	0-0	87	0	1	.989	
15 Casey Martin	.295	30-30	129	28	38	5	2	9	22	74	.574	14	1	41	0	.368	0	0	5-5	37	62	12	.892	
7 Jack Kenley	.291	30-30	110	21	32	6	0	6	16	56	.509	18	3	31	4	.402	1	1	3-5	31	91	4	.968	
12 Casey Opitz	.265	30-29	102	15	27	1	0	2	15	34	.333	17	1	28	5	.375	0	1	0-0	243	34	3	.989	
25 Christian Franklin	.262	30-30	107	20	28	4	0	3	12	41	.383	9	1	39	1	.322	1	4	2-3	55	2	3	.950	
4 Trevor Ezell	.256	30-30	117	28	30	14	0	5	24	59	.504	22	1	32	2	.373	2	2	6-7	245	16	0	1.000	
5 Jacob Nesbit	.217	30-30	106	15	23	5	0	3	23	37	.349	14	0	29	1	.298	4	1	3-4	10	38	3	.941	

8 Jordan McFarland	.400	7-3	15	7	6	1	0	1	2	10	.667	1	2	6	0	.500	0	0	0-0	7	1	0	1.000	
48 Zack Plunkett	.286	7-1	7	3	2	1	0	0	0	3	.429	2	1	3	0	.500	0	0	0-0	9	4	0	1.000	
17 Trey Harris	.167	2-2	6	0	1	1	0	0	0	2	.333	0	0	1	0	.167	0	0	0-0	0	0	0	.000	
22 Curtis Washington	.000	11-0	2	2	0	0	0	0	0	0	.000	1	0	2	0	.333	0	0	1-1	1	1	0	1.000	
Totals	.287	30	1048	193	301	63	4	41	181	495	.472	129	21	297	20	.374	8	9	24-30	798	281	30	.973	
Opponents	.233	30	994	136	232	41	3	27	129	360	.362	112	19	261	9	.320	9	13	16-31	786	276	30	.973	

LOB - Team (237), Opp (213). DPs turned - Team (9), Opp (20). CI - Team (0), Opp (1). IBB - Team (5), M. Goodheart 1, D. Fletcher 1, H. Kjerstad 1, C. Opitz 1, J. Kenley 1, Opp (4). Picked off - J. Kenley 2, C. Opitz 1, D. Fletcher 1.

(SEC games only Sorted by Earned run avg)

Player	era	w-l	app	gs	cg	sho	sv	ip	h	r	er	bb	so	2b	3b	hr	b/avg	wp	hp	bk	sfa	sha
55 Isaiah Campbell	2.30	7-1	10	10	0	0/1	0	66.2	50	22	17	12	64	8	2	3	.206	3	2	0	1	1
13 Connor Noland	3.95	1-4	10	10	0	0/0	0	43.1	44	22	19	7	34	4	0	6	.263	3	0	0	0	3

49 Liam Henry	0.00	0-0	2	0	0	0/0	0	2.0	0	0	0	3	2	0	0	0	.000	1	0	0	0	0
21 Jacob Burton	0.00	0-0	2	0	0	0/0	0	2.0	1	0	0	1	1	1	0	0	.143	0	0	0	0	0
29 Marshall Denton	1.08	0-0	9	0	0	0/0	1	8.1	3	1	1	1	11	2	0	0	.115	1	0	0	0	2
32 Matt Cronin	2.87	0-0	12	0	0	0/1	6	15.2	10	5	5	10	22	0	1	3	.182	1	1	0	0	0
35 Jacob Kostyshock	3.97	1-1	11	0	0	0/1	0	11.1	10	5	5	6	13	2	0	2	.227	2	1	0	0	0
20 Elijah Trest	4.05	1-0	5	0	0	0/0	0	6.2	4	3	3	3	3	0	0	0	.174	0	4	0	0	0
45 Kevin Kopps	4.35	4-3	16	0	0	0/0	0	20.2	17	10	10	6	25	8	0	0	.224	2	2	0	0	2
57 Cody Scroggins	4.74	1-0	9	4	0	0/1	0	24.2	24	16	13	20	22	5	0	2	.250	5	3	0	3	1
88 Zebulon Vermillion	5.40	1-0	7	0	0	0/1	1	8.1	13	5	5	5	8	2	0	1	.361	0	0	0	1	0
33 Patrick Wicklander	6.43	3-1	9	6	0	0/1	0	28.0	26	20	20	22	35	5	0	4	.248	1	3	0	1	2
28 Kole Ramage	7.09	1-0	9	0	0	0/0	0	26.2	28	23	21	11	20	4	0	6	.269	3	3	0	2	2
44 Collin Taylor	9.00	0-0	1	0	0	0/0	0	1.0	1	1	1	1	0	0	0	0	.333	1	0	0	1	0
39 Evan Taylor	40.50	0-0	2	0	0	0/0	0	0.2	1	3	3	4	1	0	0	0	.333	1	0	0	0	0
Totals	4.16	20-10	30	30	0	2/2	8	266.0	232	136	123	112	261	41	3	27	.233	24	19	0	9	13
Opponents	6.05	10-20	30	30	1	1/1	5	262.0	301	193	176	129	297	63	4	41	.287	22	21	2	8	9

PB - Team (2), C. Opitz 2, Opp (4). Pickoffs - Team (5), C. Opitz 4, I. Campbell 1, Opp (4). SBA/ATT - C. Opitz (16-30), I. Campbell (1-6), C. Scroggins (3-5), M. Cronin (4-5), Z Vermillion (3-3), P Wicklander (1-3), K. Ramage (2-3), E. Trest (1-2), C. Noland (0-2), K. Kopps (0-1), M. Denton (1-1).



**2019 Arkansas Baseball
Games Summary for Arkansas (as of May 18, 2019)
(All games)**

Score by innings	1	2	3	4	5	6	7	8	9	EX	Total
Arkansas	43	57	44	57	62	50	52	41	16	7	429
Opponents	24	22	23	29	37	32	22	30	27	5	251

Record when ...

Overall	40-15	After 6 leading	36-1
Conference	20-10 trailing	1-10
Non-Conference	20-5 tied	3-4
Home games	28-6	After 7 leading	36-1
Away games	12-9 trailing	2-9
Neutral site	0-0 tied	0-4
Day games	18-10	After 8 leading	32-0
Night games	22-5 trailing	2-13
vs Left starter	15-5 tied	2-1
vs Right starter	25-10		
1-Run games	5-5	Hit 0 home runs	11-6
2-Run games	8-1	... 1 home run	11-7
5+Run games	23-6	... 2+ home runs	18-2
Extra innings	2-1		
Shutouts	4-1	Opponent 0 home runs	24-4
	 1 home run	11-4
Scoring 0-2 runs	1-6 2+ HRs	5-7
..... 3-5 runs	10-5		
..... 6-9 runs	9-4	Made 0 errors	14-3
..... 10+ runs	20-0 1 error	16-7
	 2+ errors	10-5
Opponent 0-2 runs	16-0		
..... 3-5 runs	16-4	Opp. made 0 errors	11-6
..... 6-9 runs	7-5 1 error	10-7
..... 10+ runs	1-6 2+ errors	19-2
Scored in 1st inning	18-3	Out-hit opponent	32-6
Opp. scored in 1st	8-5	Out-hit by opponent	6-8
Scores first	30-6	Hits are tied	2-1
Opp. scores first	10-9		

Record when team scores:

Runs	0	1	2	3	4	5	6	7	8	9	10+
W-L	0-1	0-1	1-4	3-3	4-1	3-1	1-1	1-3	4-0	3-0	20-0

Record when opponent scores:

Runs	0	1	2	3	4	5	6	7	8	9	10+
W-L	4-0	3-0	9-0	12-2	3-2	1-0	3-4	2-1	1-0	1-0	1-6

Record when leading after:

Inn.	1	2	3	4	5	6	7	8
W-L	16-3	23-8	27-7	27-7	31-6	36-1	36-1	32-0

Record when trailing after:

Inn.	1	2	3	4	5	6	7	8
W-L	3-4	4-6	5-7	6-6	5-8	1-10	2-9	2-13

Record when tied after:

Inn.	1	2	3	4	5	6	7	8
W-L	21-8	13-1	8-1	7-2	4-1	3-4	0-4	2-1

Current losing streak: 2
 Longest winning streak: 7
 Longest losing streak: 4

Home attendance : 283701 (32 dates avg = 8865)
 Away attendance : 66749 (18 dates avg = 3708)
 Total attendance: 350450 (50 dates avg = 7009)



2019 Arkansas Baseball Miscellaneous Stats for Arkansas (as of May 18, 2019) (All games)



Starting Lineup By Position (Team W-L record when starter)

PITCHER:		
13 Connor Noland	15	(7-8)
55 Isaiah Campbell	14	(12-2)
33 Patrick Wicklander	12	(10-2)
57 Cody Scroggins	7	(6-1)
29 Marshall Denton	4	(2-2)
28 Kole Ramage	2	(2-0)
35 Jacob Kostyshock	1	(1-0)
CATCHER:		
12 Casey Opitz	40	(30-10)
48 Zack Plunkett	15	(10-5)
FIRST BASE:		
4 Trevor Ezell	50	(35-15)
8 Jordan McFarland	5	(5-0)
SECOND BASE:		
7 Jack Kenley	50	(35-15)
4 Trevor Ezell	5	(5-0)
THIRD BASE:		
5 Jacob Nesbit	51	(36-15)
7 Jack Kenley	4	(4-0)
SHORTSTOP:		
15 Casey Martin	55	(40-15)
LEFT FIELD:		
25 Christian Franklin	48	(33-15)
22 Curtis Washington	5	(5-0)
10 Matt Goodheart	2	(2-0)
CENTER FIELD:		
24 Dominic Fletcher	55	(40-15)
RIGHT FIELD:		
18 Heston Kjerstad	54	(39-15)
10 Matt Goodheart	1	(1-0)
DESIGNATED HITTER:		
10 Matt Goodheart	37	(26-11)
8 Jordan McFarland	9	(7-2)
17 Trey Harris	9	(7-2)

Starting Lineup By Lineup Spot (Team W-L record when starter)

LEADOFF:		
15 Casey Martin	28	(22-6)
4 Trevor Ezell	27	(18-9)
2ND SPOT:		
18 Heston Kjerstad	34	(25-9)
15 Casey Martin	21	(15-6)
3RD SPOT:		
4 Trevor Ezell	28	(22-6)
10 Matt Goodheart	17	(12-5)
15 Casey Martin	6	(3-3)
18 Heston Kjerstad	4	(3-1)
CLEANUP:		
24 Dominic Fletcher	55	(40-15)
5TH SPOT:		
10 Matt Goodheart	16	(10-6)
18 Heston Kjerstad	16	(11-5)
12 Casey Opitz	11	(10-1)
7 Jack Kenley	4	(4-0)
8 Jordan McFarland	4	(2-2)
17 Trey Harris	4	(3-1)
6TH SPOT:		
7 Jack Kenley	29	(16-13)
10 Matt Goodheart	7	(7-0)
12 Casey Opitz	6	(6-0)
17 Trey Harris	5	(4-1)
48 Zack Plunkett	3	(2-1)
8 Jordan McFarland	2	(2-0)
5 Jacob Nesbit	2	(2-0)
25 Christian Franklin	1	(1-0)
7TH SPOT:		
5 Jacob Nesbit	21	(12-9)
7 Jack Kenley	19	(18-1)
8 Jordan McFarland	5	(5-0)
25 Christian Franklin	4	(1-3)
12 Casey Opitz	4	(3-1)
48 Zack Plunkett	2	(1-1)
8TH SPOT:		
5 Jacob Nesbit	22	(19-3)
12 Casey Opitz	18	(11-7)
48 Zack Plunkett	8	(6-2)
8 Jordan McFarland	3	(3-0)
25 Christian Franklin	2	(0-2)
7 Jack Kenley	2	(1-1)
9TH SPOT:		
25 Christian Franklin	41	(31-10)
5 Jacob Nesbit	6	(3-3)
22 Curtis Washington	5	(5-0)
48 Zack Plunkett	2	(1-1)
12 Casey Opitz	1	(0-1)



#55 ISAIAH CAMPBELL

RHP • 6-4 • 225 • R-JUNIOR
OLATHE, KAN.
OLATHE SOUTH HS



CAREER HIGHS

Category	High	Opponent (Last)	Date
Innings	8.0	No. 4 Kentucky	3/17/18
Longest Start	8.0	No. 4 Kentucky	3/17/18
Shortest Start	0.0	Dallas Baptist	6/3/18
Longest Relief	5.0	Alabama	5/13/16
Hits	8	2x (at LSU)	5/6/18
Runs	7	No. 18 Tennessee	4/16/19
Earned Runs	5	3x (at LSU)	5/6/18
Walks	4	2x (at No. 2 Florida)	3/24/18
Strikeouts	13	Stony Brook	3/1/19

2019 TRENDS

- Has 6 IP or more in 11 of last 12 starts ... 13 of 14 starts have been 5+ IP.
- T-1st in SEC in overall IP (90.0) ... 2nd in SEC games only (66.2) ... T-1st in wins (10).
- Four starts with 10+ strikeouts (last vs. #2 Mississippi St. - April 18)
- 7th in league with 97 strikeouts.
- Is one of only four SEC pitchers with top-10 totals in ERA (2.50), inningspitched (90.0) and strikeouts (97).
- Hasn't given up more than three walks in 26-consecutive outings
- First Razorback pitcher since 2017 (T. Stephan) with three-straight 10+ strikeout performances (vs. Stony Brook, La. Tech, Missouri).
- Golden Spikes Semifinalist

CAMPBELL'S CAREER APPEARANCES

Isaiah Campbell 2019 Game-By-Game (R-Junior)
(14 Appearances, 14 Starts)

Date	Opponent	IP	H	R-ER	BB	K	Result
2/16/19	Eastern Illinois*	5.0	5	3-3	0	5	W, 1-0
2/22/19	at USC*	5.1	6	6-3	2	5	W, 2-0
3/1/19	Stony Brook*	7.0	3	0-0	1	13	W, 3-0
3/8/19	Louisiana Tech*	6.0	7	2-2	0	10	ND
3/15/19	Missouri*	7.0	2	0-0	1	11	W, 4-0
3/22/19	at Alabama*	7.0	5	0-0	1	7	W, 5-0
3/29/19	#21 Ole Miss*	7.0	4	2-2	2	5	W, 6-0
4/5/19	at #15 Auburn*	6.2	7	3-3	3	3	ND
4/12/19	at #6 Vanderbilt*	7.2	6	3-3	0	9	L, 6-1
4/18/19	#2 Mississippi St.*	7.2	5	2-2	0	10	W, 7-1
4/26/19	#18 Tennessee*	4.2	6	7-3	3	3	ND
5/3/19	at Kentucky*	7.0	5	1-1	0	6	W, 8-1
5/9/19	#15 LSU*	6.0	4	2-2	1	4	W, 9-1
5/16/19	at #17 Texas A&M*	6.0	6	2-1	1	6	W, 10-1
TOTALS	14 G, 14 GS	90.0	71	33-25	15	97	10-1

Isaiah Campbell 2018 Game-By-Game (R-Sophomore)
(18 Appearances, 17 Starts)

Date	Opponent	IP	H	R-ER	BB	K	Result
2/17/18	Bucknell*	4.0	3	1-1	2	7	W, 1-0
2/24/18	at San Diego State*	5.0	5	2-1	1	7	ND
3/3/18	USC*	5.1	3	1-1	3	2	L, 1-1
3/9/18	Kent State*	3.2	5	5-1	2	3	L, 1-2
3/17/18	#4 Kentucky*	8.0	3	1-1	4	8	W, 2-2
3/24/18	at #2 Florida*	1.0	4	6-5	4	2	L, 2-3
4/8/18	#13 Auburn*	2.0	6	3-3	0	4	ND
4/14/18	South Carolina*	5.0	2	0-0	1	1	W, 3-3
4/21/18	at Mississippi St.*	5.2	8	6-5	3	6	L, 3-4
4/29/18	Alabama*	1.1	1	1-1	3	0	ND
5/6/18	at LSU*	4.1	8	5-5	0	3	L, 3-5
5/13/18	#20 Texas A&M*	5.0	5	0-0	0	7	W, 4-5
5/19/18	at #13 Georgia	3.0	1	0-0	0	3	ND
5/26/18	vs. LSU*	5.0	4	2-2	1	7	L, 4-6
6/3/18	Dallas Baptist*	0.0	1	1-1	2	0	ND
6/11/18	South Carolina*	4.0	4	2-2	2	5	ND
6/22/18	vs. Florida*	5.1	2	2-2	0	8	W, 5-6
6/28/18	vs. Oregon St.*	2.0	2	3-2	1	2	L, 5-7
TOTALS	18 G, 17 GS	69.2	67	41-33	29	75	5-7

Isaiah Campbell 2017 Game-By-Game (Sophomore)
(17 Appearances, 16 Starts)

Date	Opponent	IP	H	R-ER	BB	K	Result
2/25/17	Bryant	0.2	3	3-3	1	1	ND
TOTALS	1 G, 0 GS	0.2	3	3-3	1	1	0-0

Isaiah Campbell 2016 Game-By-Game (Freshman)
(13 Appearances, 6 Starts)

Date	Opponent	IP	H	R-ER	BB	K	Result
2/23/16	Miss. Valley State*	2.0	2	1-1	0	1	W, 1-0
3/9/16	Gonzaga	0.1	1	0-0	0	1	ND
3/15/16	Grambling State*	4.0	4	3-3	1	4	W, 2-0
3/18/16	at South Carolina	1.0	1	1-1	0	0	ND
4/6/16	at Memphis*	2.2	2	0-0	1	2	ND
4/9/16	at Ole Miss	0.2	3	2-1	0	1	ND
4/14/16	Florida	2.1	3	2-0	0	3	ND
4/19/16	Creighton*	3.0	2	0-0	0	2	W, 3-0
4/26/16	Oklahoma State*	3.1	3	3-2	2	2	ND
5/1/16	Texas A&M	3.1	3	1-1	1	1	ND
5/7/16	at LSU	1.0	3	3-3	2	2	ND
5/13/16	Alabama	5.0	1	0-0	1	2	ND
5/20/16	at Mississippi St.*	3.0	3	3-1	3	1	L, 3-1
TOTALS	13 G, 6 GS	31.2	31	19-13	11	23	3-1

Isaiah Campbell Career Stats

Year	ERA	W	L	App	GS	CG	SHO	CBO	SV	IP	H	R	ER	BB	SO	2B	3B	HR	BF	B/Avg	WP	HBP	BK	SFA	SHA	PO	A	E	FLD%
2016	3.69	3	1	13	6	0	0	0	0	31.2	31	19	13	11	23	4	0	4	139	.256	1	3	0	1	3	2	6	0	1.000
2017	40.50	0	0	1	0	0	0	0	0	0.2	3	3	3	1	1	1	0	0	6	.600	1	0	0	0	0	8	7	0	1.000
2018	4.26	5	7	18	17	0	0	1	0	69.2	67	41	33	29	75	19	1	4	305	.249	8	4	0	1	2	4	5	1	.900
2019	2.50	10	1	14	14	0	0	1	0	90.0	71	33	25	15	97	12	2	3	350	.215	3	2	0	1	2	4	10	1	.933
TOTAL	3.47	18	9	46	37	0	0	2	0	192.0	172	96	74	56	196	36	3	11	800	.237	13	9	0	3	7	14	23	1	.974

Isaiah Campbell Career SEC Stats

Year	ERA	W	L	App	GS	CG	SHO	CBO	SV	IP	H	R	ER	BB	SO	2B	3B	HR	BF	B/Avg	WP	HBP	BK	SFA	SHA	PO	A	E	FLD%
2016	3.86	0	1	7	1	0	0	0	0	16.1	17	12	7	7	10	3	0	1	75	.258	0	1	0	1	0	1	2	0	1.000
2018	5.09	3	3	9	8	0	0	1	0	35.1	38	22	20	15	34	11	0	3	154	.281	4	1	0	1	2	4	6	0	1.000
2019	2.30	7	1	10	10	0	0	1	0	66.2	50	22	17	12	64	8	2	3	259	.206	3	2	0	1	1	3	8	0	1.000
TOTAL	3.35	10	5	26	19	0	0	2	0	118.1	105	56	44	34	108	22	2	7	488	.236	7	4	0	3	3	8	16	0	1.000

A || POTENTIAL STARTING PITCHER

#33 PATRICK WICKLANDER
 LHP • 6-1 • 175 • FRESHMAN
 SAN JOSE, CALIF.
 VALLEY CHRISTIAN HS



WICKLANDER'S CAREER APPEARANCES

Patrick Wicklander 2019 Game-By-Game (Freshman)
 (19 Appearances, 12 Starts)

Date	Opponent	IP	H	R-ER	BB	K	Result
2/17/19	Eastern Illinois	2.1	2	1-1	0	4	ND
2/21/19	at USC	0.0	0	0-0	2	0	ND
2/23/19	at USC	2.0	2	2-2	0	2	L, 0-1
2/27/19	Memphis*	3.0	3	2-2	1	4	ND
3/2/19	Stony Brook	1.0	0	0-0	2	3	ND
3/6/19	Charlotte*	5.0	1	0-0	3	8	W, 1-1
3/12/19	Western Illinois*	5.0	1	0-0	1	8	W, 2-1
3/19/19	at #9 Texas*	4.0	5	4-4	1	3	ND
3/23/19	at Alabama	0.0	0	3-3	3	0	ND
3/26/19	at Missouri St.*	2.0	0	0-0	0	5	ND
3/31/19	#21 Ole Miss	0.1	2	2-2	2	0	ND
4/2/19	Little Rock*	3.1	3	3-0	2	5	ND
4/6/19	at #15 Auburn*	5.0	2	0-0	3	6	W, 3-1
4/14/19	at #6 Vanderbilt	3.0	3	3-3	3	4	ND
4/19/19	#2 Miss. State*	4.0	3	2-2	3	6	ND
4/27/19	#18 Tennessee*	5.2	4	2-2	2	7	W, 4-1
5/5/19	at Kentucky*	5.0	4	1-1	1	6	W, 5-1
5/10/19	#15 LSU*	3.1	5	3-3	2	4	ND
5/17/19	at #17 Texas A&M*	1.2	3	4-4	3	2	L, 5-2
TOTALS	19 G, 12 GS	55.2	43	32-29	34	77	5-2

SEASON HIGHS

Category	High	Opponent (Last)	Date
Innings	5.2	No. 18 Tennessee	4/27/19
Longest Start	5.2	No. 18 Tennessee	4/27/19
Shortest Start	1.2	at No. 17 Texas A&M	5/17/19
Longest Relief	2.1	Eastern Illinois	2/17/19
Hits	5	2x (No. 15 LSU)	5/10/19
Runs	4	2x (at No. 17 Texas A&M)	5/17/19
Earned Runs	4	2x (at No. 17 Texas A&M)	5/17/19
Walks	3	5x (at No. 17 Texas A&M)	5/17/19
Strikeouts	8	2x (Western Illinois)	3/12/19

2019 TRENDS

- Went 5-2 as a first-year starter with a 4.69 ERA in 55.2 innings.
- Made 12 starts in 19 appearances; More appearances than any other freshman pitcher on the team.
- Has thrown three or more innings in seven of last eight outings.
- Struck out six or more in four of his six conference starts (at Auburn, vs. Miss. State, vs. Tennessee, at Kentucky)
- Struck out five or more in last six of last eight starts.
- Picked up first collegiate win vs. Charlotte (March 6) after throwing 5.0 scoreless innings with only one hit allowed.
- Six of 12 starts came against non-conference opponents.
- Has given up three or less hits in eight of last 11 outings.
- Won in consecutive starts for the first time since March 6 vs. Charlotte and March 12 vs. Western Illinois after working 5+ IP against No. 18 Tennessee (April 27) and at Kentucky (May 5).
- His 77 strikeouts were the 15th-most among all pitchers in the league and second among all freshmen pitchers.
- Named to SEC All-Freshman Team

Patrick Wicklander Career Stats

Year	ERA	W	L	App	GS	CG	SHO	CBO	SV	IP	H	R	ER	BB	SO	2B	3B	HR	BF	B/Avg	WP	HBP	BK	SFA	SHA	PO	A	E	FLD%
2019	4.69	5	2	19	12	0	0	2	0	55.2	43	32	29	34	77	10	0	6	247	.216	2	7	0	2	5	7	8	1	.938
TOTAL	4.69	5	2	19	12	0	0	2	0	55.2	43	32	29	34	77	10	0	6	247	.216	2	7	0	2	5	7	8	1	.938

Patrick Wicklander Career SEC Stats

Year	ERA	W	L	App	GS	CG	SHO	CBO	SV	IP	H	R	ER	BB	SO	2B	3B	HR	BF	B/Avg	WP	HBP	BK	SFA	SHA	PO	A	E	FLD%
2019	6.43	3	1	9	6	0	0	1	0	28.0	26	20	20	22	35	5	0	4	133	.248	1	3	0	1	2	4	4	1	.889
TOTAL	6.43	3	1	9	6	0	0	1	0	28.0	26	20	20	22	35	5	0	4	133	.248	1	3	0	1	2	4	4	1	.889



**#13 CONNOR
NOLAND**
RHP • 6-2 • 215 • FR
GREENWOOD, ARK.
GREENWOOD HS



SEASON HIGHS

Category	High	Opponent (Last)	Date
Innings	7.2	No. 2 Mississippi St.	4/20/19
Longest Start	7.2	No. 2 Mississippi St.	4/20/19
Shortest Start	0.0	at No. 6 Vanderbilt	4/13/19
Longest Relief	--	--	--
Hits	7	No. 21 Ole Miss	3/30/19
Runs	5	at No. 6 Vanderbilt	4/13/19
Earned Runs	5	at No. 6 Vanderbilt	4/13/19
Walks	2	at USC	2/23/19
Strikeouts	10	No. 18 Tennessee	4/28/19

NOLAND'S CAREER APPEARANCES

Connor Noland 2019 Game-By-Game (Freshman)
(16 Appearances, 15 Starts)

Date	Opponent	IP	H	R-ER	BB	K	Result
2/16/19	Eastern Illinois*	4.2	4	2-0	1	7	ND
2/23/19	at USC*	4.0	3	2-2	2	2	ND
3/2/19	Stony Brook*	3.0	6	3-3	1	1	ND
3/9/19	Louisiana Tech*	5.0	3	4-3	1	3	ND
3/16/19	Missouri*	4.2	4	1-1	1	4	ND
3/23/19	at Alabama*	1.2	3	3-3	2	0	L, 0-1
3/26/19	at Missouri St.	1.0	0	0-0	0	0	ND
3/30/19	#21 Ole Miss*	4.2	7	2-2	1	3	ND
4/5/19	at #15 Auburn*	4.2	5	3-3	0	2	ND
4/13/19	at #6 Vanderbilt*	0.0	4	5-5	1	0	L, 0-2
4/19/19	Ark.- Pine Bluff*	2.0	2	0-0	0	2	W, 1-2
4/20/19	#2 Mississippi St.*	7.2	4	0-0	0	5	W, 2-2
4/28/19	#18 Tennessee*	7.0	2	1-0	1	10	ND
5/5/19	at Kentucky*	3.1	6	4-4	1	4	L, 2-3
5/11/19	#15 LSU*	5.1	4	0-0	0	3	ND
5/18/19	at #17 Texas A&M*	4.1	5	3-1	0	3	L, 2-4
TOTALS	16 G, 15 GS	63.0	62	33-27	12	49	2-4

2019 TRENDS

- Made 16 appearances in his first collegiate season with 15 starts; Second-most appearances among all freshmen pitchers on the team.
- Generated a 3.86 ERA over 63 innings with 49 strikeouts, 27 earned runs and 12 walks.
- Struck out 49 over 63 innings with only 12 walks.
- Made his first collegiate start on Opening Weekend against Eastern Illinois (Feb.16), striking out seven and working 4.2 innings.
- Has pitched 4.2 innings in an outing five times, but has gone 7+ in two of his last five starts.
- Hasn't walked more than two batters in an outing this season.
- Struck out a season-high 10 against No. 18 Tennessee (April 28).
- Named SEC Co-Freshman of the Week after going a season-long 7.2 scoreless innings against No. 2 Mississippi State with five strikeouts.
- Notched his fourth scoreless outing two weeks ago against No. 15 LSU, giving up four hits over 5.1 innings and striking out three.
- His 15 starts ties for the most of any pitcher in the SEC.
- His 12 walks allowed ties for the lowest among any pitcher in the SEC. Only allowed seven walks in SEC play.

Connor Noland Career Stats

Year	ERA	W	L	App	GS	CG	SHO	CBO	SV	IP	H	R	ER	BB	SO	2B	3B	HR	BF	B/Avg	WP	HBP	BK	SFA	SHA	PO	A	E	FLD%
2019	3.86	2	4	16	15	0	0	0	0	63.0	62	33	27	12	49	6	0	8	264	.253	4	2	0	1	4	7	8	2	.882
TOTAL	3.86	2	4	16	15	0	0	0	0	63.0	62	33	27	12	49	6	0	8	264	.253	4	2	0	1	4	7	8	2	.882

Connor Noland Career SEC Stats

Year	ERA	W	L	App	GS	CG	SHO	CBO	SV	IP	H	R	ER	BB	SO	2B	3B	HR	BF	B/Avg	WP	HBP	BK	SFA	SHA	PO	A	E	FLD%
2019	3.95	1	4	10	10	0	0	0	0	43.1	44	22	19	7	34	4	0	6	177	.263	3	0	0	0	3	5	5	1	.909
TOTAL	3.95	1	4	10	10	0	0	0	0	43.1	44	22	19	7	34	4	0	6	177	.263	3	0	0	0	3	5	5	1	.909

**RECORD RUNDOWN**

Overall	40-15
vs. Top-5 Teams	3-0
vs. Top-10 Teams	2-3
vs. Top-25 Teams	10-7
vs. Unranked Teams	26-6
At home	28-6
On the road	12-9
At neutral sites	0-0
In day games	19-9
In night games	21-6
In extra innings	2-1
Vs. teams .500 or better	28-12
Vs. teams .500 or worse	12-3
Vs. left-handed starter	15-5
Vs. right-handed starter	25-10
When starter receives decision	21-6
When reliever receives decision	19-9
When starter goes 5+ innings	23-4
When starter goes less than 5 innings	17-11
When scoring first	31-5
When opponent scores first	10-9
When leading after 6 innings	36-1
When trailing after 6 innings	1-10
When tied after 6 innings	3-4
When leading after 8 innings	34-0
When trailing after 8 innings	2-13
When tied after 8 innings	2-1
In one-run games	5-5
In two-run games	8-1
Series W-L-T	12-3-2
Series sweeps/times swept	6/0
When scoring 0-2 runs	1-6
When scoring 3-5 runs	10-5
When scoring 6-9 runs	10-4
When scoring 10+ runs	19-0
Shutouts vs. times shut out	4/1
When opponent scores 5 runs or less	12-4
When opponent scores 5 runs or more	8-11
When collecting 0-3 hits	0-0
When collecting 4-6 hits	6-4
When collecting 7-9 hits	8-6
When collecting 10-12 hits	12-3
When collecting 13+ hits	14-2
When out-hitting opponent	33-6
When out-hit by opponent	5-8
When hits are equal	2-1
When hitting a home run	29-9
When opponent hits a home run	16-11
When errorless	14-3
When committing one error	16-7
When committing 2+ errors	10-5
When opponent is errorless	10-6
Vs. SEC	20-10
Vs. SEC East	9-3
Vs. SEC West	11-7
Vs. non-conference	20-4
Game 1 of weekend series	12-2
Game 2 of weekend series	9-5
Game 3 of weekend series	10-5
In February	6-1
In March	16-5
In April	13-5
In May	5-4
In June	0-0

MULTIPLE-HIT GAMES

Name	2	3	4	5+	Total
Dominic Fletcher	16	6	1	--	23
Casey Martin	16	5	2	--	23
Heston Kjerstad	11	8	2	--	21
Jack Kenley	18	2	--	--	20
Trevor Ezell	11	8	--	--	19
Matt Goodheart	14	3	--	--	17
Christian Franklin	10	3	1	--	14
Jacob Nesbit	10	2	--	--	12
Jordan McFarland	5	--	--	--	5
Casey Opitz	2	2	1	--	5

CAREER MULTIPLE-HIT GAMES

Name	2016	2017	2018	2019	Total
Casey Martin	--	--	29	23	52
Jordan McFarland	--	7	9	5	21
Jack Kenley	--	1	2	20	23
Dominic Fletcher	--	18	23	23	64
Casey Opitz	--	--	2	5	7
Heston Kjerstad	--	--	24	21	45
Zack Plunkett	--	--	--	1	1
Trevor Ezell	25	3	24	19	87
Jacob Nesbit	--	--	--	12	12

MULTIPLE-RBI GAMES

Name	2	3	4	5+	Total
Casey Martin	8	3	3	1	15
Dominic Fletcher	9	4	1	1	15
Trevor Ezell	5	5	1	--	11
Heston Kjerstad	7	1	1	2	11
Jack Kenley	5	4	1	1	11
Jacob Nesbit	6	2	1	1	10
Christian Franklin	3	5	1	--	9
Matt Goodheart	5	2	1	--	8
Casey Opitz	2	3	--	--	5

HITTING STREAKS

Name	CURRENT	2019	CAREER
Dominic Fletcher	--	7	8
Matt Goodheart	5	14	14
Jack Kenley	8	8	8
Heston Kjerstad	--	14	14
Casey Martin	1	9	13
Trevor Ezell	--	12	12
Christian Franklin	--	5	5
Casey Opitz	3	5	5
Jacob Nesbit	--	15	15

REACHED BASE

Name	CURRENT	2019	CAREER
Casey Martin	7	13	25
Heston Kjerstad	6	21	21
Dominic Fletcher	--	9	13
Jordan McFarland	--	8	10
Jack Kenley	20	20	20
Casey Opitz	10	10	10
Trevor Ezell	1	18	18
Zack Plunkett	--	7	7
Matt Goodheart	5	24	24
Jacob Nesbit	--	24	24
Christian Franklin	--	6	6
Trey Harris	2	5	5
Curtis Washington, Jr.	4	4	4

HOME RUNS

Career Home Runs	SOLO	2R	3R	GS	Total
Dominic Fletcher	16	10	5	1	32
Heston Kjerstad	16	6	4	1	27
Casey Martin	12	7	6	1	26
Trevor Ezell	4	2	2	--	24
Jack Kenley	7	4	--	1	12
Jordan McFarland	3	1	--	1	5
Christian Franklin	3	--	2	1	6
Zack Plunkett	1	--	1	--	2
Jacob Nesbit	--	1	2	--	3
Matt Goodheart	1	--	1	--	2
Casey Opitz	1	1	--	--	2
Casey Washington, Jr.	1	--	--	--	1

BREAKDOWN

Total	77
At Baum Stadium	49
On The Road	25
At Neutral Site	3
Vs. RHP	54
Vs. LHP	23
w/ 0 Outs	23
w/ 1 Out	35
w/ 2 Outs	19
Solo	37
Two-Run	20
Three-Run	15
Grand Slam	5
Back-To-Back	4
Pinch-Hit	0
Walk-Off	0
Before the 7th Inning	57
7th Inning and Beyond	20
Opponent Total	43
Last HR Given Up	May 17 at Texas A&M
Longest Stretch Without HR Allowed	4
Current Streak of No HR Allowed	1

HOME RUN CHART II



No.	Player	Gm#	Date	Opponent	Pitcher	On Base	Inn	Outs	Count	Score	Final
1.	T. Ezell	1	Feb 16	Eastern Illinois	JONES	0..	3	2	1-0	0-0	W 15-7
2.	C. Franklin	1	Feb 16	Eastern Illinois	JONES	.2.	4	1	0-0	1-0	W 15-7
3.	H. Kjerstad	1	Feb 16	Eastern Illinois	JONES	.1.	4	1	1-0	4-0	W 15-7
4.	J. Kenley	1	Feb 16	Eastern Illinois	WOLFE	* 0..	6	0	1-1	13-4	W 15-7
5.	C. Martin	5	Feb 22	at USC	Hurt, K.	.1.	5	0	3-1	3-4	W 8-6
6.	D. Fletcher	6	Feb 23	at USC	Clarke, C.	0..	10	1	0-0	3-3	L 4-6
7.	T. Ezell	10	Mar 02	Stony Brook	B. Clarke	.1.	4	2	0-0	7-3	W 15-7
8.	J. Kenley	10	Mar 02	Stony Brook	B. Bonanno	.1.	5	1	1-1	9-3	W 15-7
9.	C. Franklin	10	Mar 02	Stony Brook	B. Bonanno	0..	5	2	0-0	11-3	W 15-7
10.	J. Kenley	10	Mar 02	Stony Brook	L. Pulsipher	.1.	6	2	1-0	12-3	W 15-7
11.	T. Ezell	11	Mar 06	Charlotte	Szczyppski	* 0..	6	0	3-1	2-0	W 9-2
12.	D. Fletcher	11	Mar 06	Charlotte	Gooding	.1.	7	1	2-0	7-0	W 9-2
13.	Z. Plunkett	13	Mar 09	Louisiana Tech	Robbins	* 0..	2	0	1-1	0-1	L 7-12
14.	C. Martin	13	Mar 09	Louisiana Tech	Robbins	.2.	2	1	1-2	1-1	L 7-12
15.	C. Martin	14	Mar 10	Louisiana Tech	Bailey	.2.	2	2	3-2	1-0	W 11-0
16.	C. Martin	15	Mar 12	Western Illinois	DRAKE	0..	5	1	3-2	3-0	W 8-0
17.	H. Kjerstad	15	Mar 12	Western Illinois	CHEEK	.1.	7	0	1-0	5-0	W 8-0
18.	J. Kenley	19	Mar 17	Missouri	LaPlante	* 0..	6	0	1-1	0-0	W 3-2
19.	C. Franklin	20	Mar 19	at Texas	Neely	...3	2	1	0-0	1-0	W 11-4
20.	H. Kjerstad	20	Mar 19	at Texas	Neely	0..	2	2	1-0	5-0	W 11-4
21.	H. Kjerstad	22	Mar 22	at Alabama	Finnerty	0..	1	1	2-2	0-0	W 12-3
22.	J. Nesbit	22	Mar 22	at Alabama	Cobb	.1.	8	1	1-1	8-0	W 12-3
23.	D. Fletcher	22	Mar 22	at Alabama	Smith	0..	9	2	1-0	10-0	W 12-3
24.	C. Martin	24	Mar 24	at Alabama	Freeman	* 0..	1	0	1-0	0-0	W 10-2
25.	D. Fletcher	24	Mar 24	at Alabama	Medders	0..	8	2	3-2	9-2	W 10-2
26.	H. Kjerstad	25	Mar 26	at Missouri State	Wthrspoon,N.	* 0..	9	0	0-1	6-2	W 8-2
27.	J. Kenley	27	Mar 30	Ole Miss	D. Nihazy	.1.	4	0	1-2	0-1	L 3-4
28.	C. Franklin	27	Mar 30	Ole Miss	D. Nihazy	0..	4	2	0-1	2-1	L 3-4
29.	C. Martin	28	Mar 31	Ole Miss	C. Green	.1.	5	1	0-1	2-4	L 5-10
30.	J. Kenley	29	Apr 02	Little Rock	Daily,E	0..	8	2	1-2	6-16	L 7-17
31.	H. Kjerstad	30	Apr 05	at Auburn	Burns, T.	.1.	5	1	1-1	1-0	L 3-6
32.	T. Ezell	31	Apr 05	at Auburn	Skipper, C.	.1.	12	1	1-2	4-4	W 9-6
33.	H. Kjerstad	31	Apr 05	at Auburn	Skipper, C.	* 0..	15	0	2-2	6-6	W 9-6
34.	T. Ezell	32	Apr 06	at Auburn	Fitts, R.	.2.	5	1	1-1	2-0	W 8-0
35.	H. Kjerstad	33	Apr 09	Oral Roberts	S. Rainwater	...3	4	1	1-0	1-3	W 15-8
36.	H. Kjerstad	33	Apr 09	Oral Roberts	S. Henson	0..	8	1	0-0	11-8	W 15-8
37.	M. Goodheart	33	Apr 09	Oral Roberts	S. Henson	.2.	8	1	3-1	12-8	W 15-8
38.	C. Opitz	36	Apr 14	at Vanderbilt	Raby	* 0..	4	0	1-0	3-7	W 14-12
39.	D. Fletcher	37	Apr 16	Ark - Pine Bluff	Race Tittle	.2.	3	1	0-0	9-1	W 16-4
40.	J. Kenley	37	Apr 16	Ark - Pine Bluff	Peyton Burks	* 0..	5	0	2-1	12-2	W 16-4
41.	C. Martin	37	Apr 16	Ark - Pine Bluff	Peyton Burks	.2.	5	2	0-1	13-2	W 16-4
42.	D. Fletcher	38	Apr 18	Mississippi St.	Self	.1.	8	2	1-1	3-2	W 5-3
43.	C. Martin	39	Apr 19	Mississippi St.	Plumlee	...3	2	1	0-0	1-0	W 12-5
44.	J. Nesbit	40	Apr 20	Mississippi St.	Barlow	.2.	6	1	0-1	4-0	W 10-2
45.	J. McFarland	41	Apr 23	Northwestern St.	Swanson, K.	.1.	2	1	1-0	0-0	W 19-2
46.	H. Kjerstad	41	Apr 23	Northwestern St.	Swanson, K.	0..	3	1	1-2	3-0	W 19-2
47.	J. Kenley	41	Apr 23	Northwestern St.	Vasquez, J.	0..	3	1	0-0	4-0	W 19-2
48.	C. Washington	41	Apr 23	Northwestern St.	Daigle, E.	* 0..	7	0	3-1	9-2	W 19-2
49.	D. Fletcher	41	Apr 23	Northwestern St.	Ohnoutka, D.	0..	7	0	1-1	12-2	W 19-2
50.	D. Fletcher	42	Apr 24	Northwestern St.	Maddox, J	...3	1	0	1-0	0-1	L 10-7
51.	J. Nesbit	43	Apr 26	Tennessee	Crochet, G	.2.	5	1	0-1	4-7	W 11-9
52.	T. Ezell	43	Apr 26	Tennessee	Schultz, A	* 0..	6	0	2-1	7-7	W 11-9
53.	J. McFarland	44	Apr 27	Tennessee	Stallings, G	* 0..	3	0	0-0	0-0	W 15-3
54.	C. Martin	44	Apr 27	Tennessee	Stallings, G	.2.	3	0	2-1	1-0	W 15-3
55.	H. Kjerstad	44	Apr 27	Tennessee	Neely	* 0..	6	0	0-0	8-2	W 15-3
56.	H. Kjerstad	44	Apr 27	Tennessee	Heflin	.2.	7	1	0-0	11-2	W 15-3
57.	J. Kenley	45	Apr 28	Tennessee	Linginfelter	0 ...	2	1	1-1	0-0	W 4-3
58.	C. Franklin	45	Apr 28	Tennessee	Walsh	0 ...	9	1	2-1	2-3	W 4-3
59.	Z. Plunkett	46	Apr 30	Grambling St.	K. Woodard	.2.	1	2	1-2	3-1	W 17-3
60.	C. Martin	46	Apr 30	Grambling St.	J. Bonilla	.1.	4	0	2-1	7-2	W 17-3
61.	H. Kjerstad	46	Apr 30	Grambling St.	Whitaker, Jr	.2.	8	1	1-0	14-3	W 17-3
62.	C. Martin	47	May 3	at Kentucky	J. Ramsey	0..	2	1	0-1	4-0	W, 5-2
63.	D. Fletcher	48	May 5	at Kentucky	D. Marsh	.1.	6	0	0-0	0-1	W, 9-1
64.	C. Franklin	48	May 5	at Kentucky	T. Burchett	.2.	7	2	2-0	6-1	W, 9-1
65.	C. Martin	50	May 9	LSU	Hilliard	0..	1	1	2-2	0-1	W, 14-4
66.	C. Opitz	50	May 9	LSU	Hilliard	.1.	2	2	0-0	1-2	W, 14-4
67.	D. Fletcher	50	May 9	LSU	Hilliard	.1.	3	1	3-2	4-2	W, 14-4
68.	T. Ezell	50	May 9	LSU	Threadgill	* 0..	4	0	2-1	6-2	W, 14-4
69.	J. Kenley	50	May 9	LSU	Threadgill	...3	4	1	1-0	7-2	W, 14-4
70.	H. Kjerstad	51	May 10	LSU	Hess	0..	6	1	2-1	2-3	W, 11-6
71.	T. Ezell	53	May 16	at Texas A&M	Weber	.2.	3	1	3-2	0-0	W, 7-3
72.	C. Martin	53	May 16	at Texas A&M	Weber	0..	5	2	2-2	3-2	W, 7-3
73.	M. Goodheart	53	May 16	at Texas A&M	Weber	0..	5	2	1-1	4-2	W, 7-3
74.	J. Kenley	53	May 16	at Texas A&M	Jozwiak	0..	6	1	3-1	5-2	W, 7-3
75.	C. Martin	53	May 16	at Texas A&M	Nelson	0..	9	2	1-0	6-3	W, 7-3
76.	J. Kenley	54	May 17	at Texas A&M	Doxakis	.1.	4	2	3-2	0-4	L, 6-2
77.	C. Martin	55	May 18	at Texas A&M	Roa	0..	1	1	0-0	0-0	L, 6-1

* - indicates lead-off home run

**STARTERS GAME-BY-GAME**

Opponent	W-L	IP	H	R	ER	BB	K
East. Illinois	W	5.0	5	3	3	0	5
East. Illinois	--	4.2	4	1	0	2	4
East. Illinois	--	5.0	2	1	1	0	4
@ USC	--	3.2	1	3	3	2	8
@ USC	W	5.1	6	6	3	2	5
@ USC	--	4.0	3	2	2	2	2
Memphis	--	3.0	3	2	2	1	4
Stony Brook	W	7.0	3	0	0	1	13
Stony Brook	--	3.1	5	3	3	1	5
Stony Brook	--	3.0	6	3	3	1	1
Charlotte	CANCELLED						
Charlotte	W	5.0	1	0	0	3	8
La. Tech	--	6.0	7	2	2	0	10
La. Tech	--	5.0	3	4	3	1	3
La. Tech	W	6.0	2	0	0	1	11
W. Illinois	W	5.0	1	0	0	1	8
W. Illinois	W	3.0	2	0	0	0	3
Missouri	W	7.0	2	0	0	1	11
Missouri	--	4.2	4	1	1	1	4
Missouri	--	5.0	3	0	0	2	7
@ Texas	--	4.0	5	4	4	1	3
@ Texas	--	2.0	1	0	0	1	1
@ Alabama	W	7.0	5	0	0	1	7
@ Alabama	L	1.2	3	3	3	2	0
@ Alabama	W	5.0	3	2	1	3	3
@ Missouri St.	--	2.0	0	0	0	0	5
Ole Miss	W	7.0	4	2	2	2	5
Ole Miss	--	4.2	7	2	2	1	3
Ole Miss	--	4.0	5	2	2	5	2
Little Rock	--	3.1	3	3	0	2	5
@ Auburn	--	6.2	7	3	3	3	3
@ Auburn	--	4.2	5	3	3	0	2
@ Auburn	W	5.0	2	0	0	3	6
Oral Roberts	--	2.0	3	3	3	0	2
@ Vanderbilt	L	7.2	6	3	3	0	9
@ Vanderbilt	L	0.0	4	5	5	1	0
@ Vanderbilt	--	2.0	6	6	6	4	1
Ark. Pine Bluff	W	2.0	2	0	0	0	2
Mississippi St.	W	7.2	5	2	2	0	10
Mississippi St.	--	4.0	3	2	2	3	6
Mississippi St.	W	7.2	4	0	0	0	5
NW State	W	5.0	5	1	1	1	5
NW State	--	3.0	5	4	4	0	3
Tennessee	--	4.2	6	7	3	3	3
Tennessee	W	5.2	4	2	2	2	7
Tennessee	--	7.0	2	1	0	1	10
Grambling St.	--	4.0	5	3	2	4	7
@ Kentucky	W	7.0	5	1	1	0	6
@ Kentucky	W	5.0	4	1	1	1	6
@ Kentucky	L	3.1	6	4	4	1	4
LSU	W	6.0	4	2	2	1	4
LSU	--	3.1	5	3	3	2	4
LSU	--	5.1	4	0	0	0	3
@ Texas A&M	W	6.0	6	2	1	1	6
@ Texas A&M	L	1.2	3	4	4	3	2
@ Texas A&M	L	4.1	5	3	1	0	3

BULLPEN GAME-BY-GAME

Opponent	W-L	IP	H	R	ER	BB	K
East. Illinois	--	4.0	6	4	4	2	3
East. Illinois	W	4.1	5	1	0	2	5
East. Illinois	W	4.0	4	2	2	1	5
@ USC	W	5.1	3	0	0	2	6
@ USC	--	3.2	3	0	0	0	1
@ USC	L	5.2	6	4	4	0	5
Memphis	W	6.0	3	1	1	1	8
Stony Brook	S	2.0	3	1	1	1	5
Stony Brook	W-S	5.2	3	0	0	1	6
Stony Brook	W	6.0	4	4	4	6	9
Charlotte	CANCELLED						
Charlotte	--	4.0	2	2	2	3	6
La. Tech	W	3.0	0	0	0	1	4
La. Tech	L	4.0	8	8	4	1	6
La. Tech	--	3.0	1	0	0	2	5
W. Illinois	--	4.0	0	0	0	2	6
W. Illinois	--	5.0	2	1	1	1	7
Missouri	S	2.0	0	0	0	2	4
Missouri	W-S	4.1	3	2	2	0	2
Missouri	W	4.0	2	2	2	1	4
@ Texas	W	5.0	1	0	0	1	6
@ Texas	L	6.0	5	7	6	13	4
@ Alabama	--	2.0	2	3	3	2	1
@ Alabama	--	6.1	6	7	7	5	2
@ Alabama	--	4.0	2	0	0	2	7
@ Missouri St.	W	7.0	7	2	2	3	5
Ole Miss	S	2.0	2	1	1	2	3
Ole Miss	L	4.1	5	2	2	0	2
Ole Miss	L	5.0	9	8	8	7	4
Little Rock	L	5.2	13	14	10	4	3
@ Auburn	L	1.1	4	3	3	0	2
@ Auburn	W	10.2	6	3	1	9	10
@ Auburn	--	4.0	3	0	0	1	4
Oral Roberts	W	7.0	7	5	4	4	5
@ Vanderbilt	--	0.1	0	0	0	0	1
@ Vanderbilt	--	8.0	8	7	7	6	8
@ Vanderbilt	W-S	7.2	6	6	6	7	8
Ark. Pine Bluff	--	5.0	7	4	3	8	6
Mississippi St.	S	1.1	1	1	1	1	3
Mississippi St.	W	5.0	2	3	3	2	5
Mississippi St.	--	1.1	2	2	2	3	1
NW State	--	3.0	3	1	1	1	3
NW State	L	6.1	5	6	6	5	6
Tennessee	W	4.1	6	2	2	0	3
Tennessee	--	2.2	3	1	1	1	4
Tennessee	W	2.1	4	2	2	0	1
Grambling St.	W	5.0	1	0	0	3	8
@ Kentucky	S	2.0	1	1	1	2	0
@ Kentucky	--	2.0	0	0	0	1	5
@ Kentucky	L	2.2	0	0	0	0	4
LSU	--	3.0	3	2	2	0	1
LSU	W	5.2	4	3	3	1	6
LSU	L	3.2	3	3	3	3	4
@ Texas A&M	--	3.0	5	1	1	1	1
@ Texas A&M	--	6.1	4	2	2	3	7
@ Texas A&M	--	3.2	4	3	1	0	3

RECORD PER STARTER

Pitcher (Total Starts)	Record
Isaiah Campbell (14)	12-2
Connor Noland (15)	7-8
Jacob Kostyshock (1)	1-0
Cody Scroggins (7)	6-1
Patrick Wicklander (12)	10-2
Marshall Denton (4)	2-2
Kole Ramage (2)	2-0

QUALITY STARTS

Pitcher (Total Starts)	QS	Record
Isaiah Campbell (14)	11	9-2
Cody Scroggins (7)	1	1-0
Connor Noland (14)	2	2-0

RUN SUPPORT

Pitcher (Total Starts)	Runs	Per Start
Isaiah Campbell (14)	97	6.9
Connor Noland (15)	92	6.1
Cody Scroggins (7)	53	7.6
Jacob Kostyshock (1)	3	3.0
Patrick Wicklander (12)	110	9.2
Marshall Denton (4)	39	9.8
Kole Ramage (2)	36	18.0

GAME-BY-GAME BATTING ORDER ||



2019 RECORD: 40-15 • HOME: 27-6 • AWAY: 12-9 • NEUTRAL: 1-0 • SEC: 20-10 • NCAA TOURNAMENT: 0-0

Date	Opposing team	1	2	3	4	5	6	7	8	9
Feb. 16, 2019	EASTERN ILLINOIS -1	Martin	Kjerstad	Ezell	Fletcher	Goodheart	Opitz	Kenley	Nesbit	Franklin
Feb. 16, 2019	EASTERN ILLINOIS - 2	Martin	Kjerstad	Ezell	Fletcher	Goodheart	McFarland	Kenley	Plunkett	Nesbit
Feb. 17, 2019	EASTERN ILLINOIS	Martin	Kjerstad	Ezell	Fletcher	Goodheart	Opitz	Kenley	McFarland	Nesbit
Feb. 21, 2019	at USC	Martin	Kjerstad	Ezell	Fletcher	Goodheart	Opitz	Kenley	Nesbit	Franklin
Feb. 22, 2019	at USC	Martin	Kjerstad	Ezell	Fletcher	Goodheart	Opitz	Kenley	Nesbit	Franklin
Feb. 23, 2019	at USC	Martin	Kjerstad	Ezell	Fletcher	McFarland	Kenley	Plunkett	Nesbit	Franklin
Feb. 27, 2019	MEMPHIS	Martin	Kjerstad	Ezell	Fletcher	Harris	Plunkett	Kenley	Nesbit	Franklin
March 1, 2019	STONY BROOK-1	Martin	Kjerstad	Ezell	Fletcher	Goodheart	Opitz	Kenley	Nesbit	Franklin
March 1, 2019	STONY BROOK-2	Martin	Kjerstad	Ezell	Fletcher	McFarland	Plunkett	Kenley	Nesbit	Franklin
March 2, 2019	STONY BROOK	Martin	Kjerstad	Ezell	Fletcher	Opitz	Harris	Kenley	Nesbit	Franklin
March 6, 2019	CHARLOTTE	Martin	Kjerstad	Ezell	Fletcher	Opitz	Harris	Kenley	Nesbit	Franklin
March 8, 2019	LOUISIANA TECH	Martin	Kjerstad	Ezell	Fletcher	Opitz	Goodheart	Kenley	Nesbit	Franklin
March 9, 2019	LOUISIANA TECH	Martin	Kjerstad	Ezell	Fletcher	Harris	Plunkett	Franklin	Kenley	Nesbit
March 10, 2019	LOUISIANA TECH	Martin	Kjerstad	Ezell	Fletcher	Opitz	Harris	Kenley	Nesbit	Franklin
March 12, 2019	WESTERN ILLINOIS	Martin	Kjerstad	Ezell	Fletcher	Harris	Opitz	McFarland	Nesbit	Franklin
March 13, 2019	WESTERN ILLINOIS	Martin	Kjerstad	Ezell	Fletcher	McFarland	Kenley	Plunkett	Nesbit	Washington, Jr.
March 15, 2019	MISSOURI*	Martin	Kjerstad	Ezell	Fletcher	Opitz	Goodheart	Kenley	Nesbit	Franklin
March 16, 2019	MISSOURI*	Martin	Kjerstad	Ezell	Fletcher	Opitz	Goodheart	Kenley	Nesbit	Franklin
March 17, 2019	MISSOURI*	Martin	Kjerstad	Ezell	Fletcher	Opitz	Goodheart	Kenley	Nesbit	Franklin
March 19, 2019	at Texas	Martin	Kjerstad	Ezell	Fletcher	Opitz	Goodheart	Kenley	Nesbit	Franklin
March 20, 2019	at Texas	Martin	Kjerstad	Ezell	Fletcher	McFarland	Kenley	Nesbit	Plunkett	Franklin
March 22, 2019	at Alabama*	Martin	Kjerstad	Ezell	Fletcher	Opitz	Goodheart	Kenley	Nesbit	Franklin
March 23, 2019	at Alabama*	Martin	Kjerstad	Ezell	Fletcher	Opitz	Harris	Kenley	Nesbit	Franklin
March 24, 2019	at Alabama*	Martin	Kjerstad	Ezell	Fletcher	Opitz	Goodheart	Kenley	Nesbit	Franklin
March 26, 2019	at Missouri State	Martin	Kjerstad	Ezell	Fletcher	Goodheart	Kenley	Nesbit	Plunkett	Franklin
March 29, 2019	OLE MISS*	Martin	Kjerstad	Ezell	Fletcher	Goodheart	Kenley	Nesbit	Opitz	Franklin
March 30, 2019	OLE MISS*	Martin	Kjerstad	Ezell	Fletcher	Goodheart	Kenley	Nesbit	Opitz	Franklin
March 31, 2019	OLE MISS*	Martin	Kjerstad	Ezell	Fletcher	Goodheart	Kenley	Opitz	Nesbit	Franklin
April 2, 2019	LITTLE ROCK	Ezell	Martin	Kjerstad	Fletcher	Goodheart	Kenley	Nesbit	Franklin	Plunkett
April 5, 2019	at Auburn-1*	Ezell	Kjerstad	Martin	Fletcher	Goodheart	Kenley	Nesbit	Franklin	Opitz
April 5, 2019	at Auburn-2*	Ezell	Kjerstad	Martin	Fletcher	Harris	Franklin	Nesbit	Kenley	Plunkett
April 6, 2019	at Auburn*	Ezell	Kjerstad	Martin	Fletcher	Goodheart	Kenley	Nesbit	Opitz	Franklin
April 9, 2019	ORAL ROBERTS	Ezell	Kjerstad	Martin	Fletcher	Goodheart	Kenley	McFarland	Plunkett	Washington, Jr.
April 12, 2019	at Vanderbilt*	Ezell	Kjerstad	Martin	Fletcher	Goodheart	Kenley	Nesbit	Opitz	Franklin
April 13, 2019	at Vanderbilt*	Ezell	Kjerstad	Martin	Fletcher	Goodheart	Kenley	Nesbit	Opitz	Franklin
April 14, 2019	at Vanderbilt*	Ezell	Martin	Goodheart	Fletcher	Kjerstad	Kenley	Nesbit	Opitz	Franklin
April 16, 2019	ARK.- PINE BLUFF	Ezell	Martin	Goodheart	Fletcher	Kjerstad	Kenley	McFarland	Plunkett	Washington, Jr.
April 18, 2019	MISSISSIPPI STATE*	Ezell	Martin	Goodheart	Fletcher	Kjerstad	Kenley	Nesbit	Opitz	Franklin
April 19, 2019	MISSISSIPPI STATE*	Ezell	Martin	Goodheart	Fletcher	Kjerstad	Kenley	Nesbit	Opitz	Franklin
April 20, 2019	MISSISSIPPI STATE*	Ezell	Martin	Goodheart	Fletcher	Kenley	McFarland	Opitz	Nesbit	Franklin
April 23, 2019	NORTHWESTERN STATE	Ezell	Martin	Goodheart	Fletcher	Kjerstad	Kenley	McFarland	Plunkett	Washington, Jr.
April 24, 2019	NORTHWESTERN STATE	Ezell	Martin	Goodheart	Fletcher	Kjerstad	Kenley	Nesbit	Plunkett	Franklin
April 26, 2019	TENNESSEE*	Ezell	Martin	Goodheart	Fletcher	Kjerstad	Kenley	Nesbit	Opitz	Franklin
April 27, 2019	TENNESSEE*	Ezell	Martin	Kjerstad	Fletcher	Kenley	Nesbit	Opitz	McFarland	Franklin
April 28, 2019	TENNESSEE*	Ezell	Martin	Kjerstad	Fletcher	Kenley	Nesbit	Opitz	McFarland	Franklin
April 30, 2019	vs. Grambling St.	Ezell	Martin	Kjerstad	Fletcher	Kenley	Harris	McFarland	Plunkett	Washington, Jr.
May 3, 2019	at Kentucky*	Ezell	Martin	Goodheart	Fletcher	Kjerstad	Kenley	Nesbit	Opitz	Franklin
May 5, 2019	at Kentucky-1*	Ezell	Martin	Goodheart	Fletcher	Kjerstad	Kenley	Nesbit	Opitz	Franklin
May 5, 2019	at Kentucky-2*	Ezell	Martin	Goodheart	Fletcher	Kjerstad	Kenley	Nesbit	Opitz	Franklin
May 9, 2019	LSU*	Ezell	Martin	Goodheart	Fletcher	Kjerstad	Kenley	Nesbit	Opitz	Franklin
May 10, 2019	LSU*	Ezell	Martin	Goodheart	Fletcher	Kjerstad	Kenley	Nesbit	Opitz	Franklin
May 11, 2019	LSU*	Ezell	Martin	Goodheart	Fletcher	Kjerstad	Kenley	Nesbit	Opitz	Franklin
May 16, 2019	at Texas A&M*	Ezell	Martin	Goodheart	Fletcher	Kjerstad	Kenley	Franklin	Opitz	Nesbit
May 17, 2019	at Texas A&M*	Ezell	Martin	Goodheart	Fletcher	Kjerstad	Kenley	Franklin	Opitz	Nesbit
May 18, 2019	at Texas A&M*	Ezell	Martin	Goodheart	Fletcher	Kjerstad	Kenley	Franklin	Opitz	Nesbit



|| GAME-BY-GAME DEFENSIVE LINEUPS

2019 RECORD: 40-15 • HOME: 27-6 • AWAY: 12-9 • NEUTRAL: 1-0 • SEC: 20-10 • NCAA TOURNAMENT: 0-0

Date	Opposing team	C	1B	2B	3B	SS	LF	CF	RF	DH
Feb. 16, 2019	EASTERN ILLINOIS - 1	Opitz	Ezell	Kenley	Nesbit	Martin	Franklin	Fletcher	Kjerstad	Goodheart
Feb. 16, 2019	EASTERN ILLINOIS - 2	Plunkett	Ezell	Kenley	Nesbit	Martin	Goodheart	Fletcher	Kjerstad	McFarland
Feb. 17, 2019	EASTERN ILLINOIS	Opitz	Ezell	Kenley	Nesbit	Martin	Goodheart	Fletcher	Kjerstad	McFarland
Feb. 21, 2019	at USC	Opitz	Ezell	Kenley	Nesbit	Martin	Franklin	Fletcher	Kjerstad	Goodheart
Feb. 22, 2019	at USC	Opitz	Ezell	Kenley	Nesbit	Martin	Franklin	Fletcher	Kjerstad	Goodheart
Feb. 23, 2019	at USC	Plunkett	Ezell	Kenley	Nesbit	Martin	Franklin	Fletcher	Kjerstad	McFarland
Feb. 27, 2019	MEMPHIS	Plunkett	Ezell	Kenley	Nesbit	Martin	Franklin	Fletcher	Kjerstad	Harris
March 1, 2019	STONY BROOK-1	Opitz	Ezell	Kenley	Nesbit	Martin	Franklin	Fletcher	Kjerstad	Goodheart
March 1, 2019	STONY BROOK-2	Plunkett	Ezell	Kenley	Nesbit	Martin	Franklin	Fletcher	Kjerstad	McFarland
March 2, 2019	STONY BROOK	Opitz	Ezell	Kenley	Nesbit	Martin	Franklin	Fletcher	Kjerstad	Harris
March 6, 2019	CHARLOTTE	Opitz	Ezell	Kenley	Nesbit	Martin	Franklin	Fletcher	Kjerstad	Harris
March 8, 2019	LOUISIANA TECH	Opitz	Ezell	Kenley	Nesbit	Martin	Franklin	Fletcher	Kjerstad	Goodheart
March 9, 2019	LOUISIANA TECH	Plunkett	Ezell	Kenley	Nesbit	Martin	Franklin	Fletcher	Kjerstad	Harris
March 10, 2019	LOUISIANA TECH	Opitz	Ezell	Kenley	Nesbit	Martin	Franklin	Fletcher	Kjerstad	Harris
March 12, 2019	WESTERN ILLINOIS	Opitz	McFarland	Ezell	Nesbit	Martin	Franklin	Fletcher	Kjerstad	Harris
March 13, 2019	WESTERN ILLINOIS	Plunkett	Ezell	Kenley	Nesbit	Martin	Washington, Jr.	Fletcher	Kjerstad	McFarland
March 15, 2019	MISSOURI*	Opitz	Ezell	Kenley	Nesbit	Martin	Franklin	Fletcher	Kjerstad	Goodheart
March 16, 2019	MISSOURI*	Opitz	Ezell	Kenley	Nesbit	Martin	Franklin	Fletcher	Kjerstad	Goodheart
March 17, 2019	MISSOURI*	Opitz	Ezell	Kenley	Nesbit	Martin	Franklin	Fletcher	Kjerstad	Goodheart
March 19, 2019	at Texas	Opitz	Ezell	Kenley	Nesbit	Martin	Franklin	Fletcher	Kjerstad	Goodheart
March 20, 2019	at Texas	Plunkett	Ezell	Kenley	Nesbit	Martin	Franklin	Fletcher	Kjerstad	McFarland
March 22, 2019	at Alabama*	Opitz	Ezell	Kenley	Nesbit	Martin	Franklin	Fletcher	Kjerstad	Goodheart
March 23, 2019	at Alabama*	Opitz	Ezell	Kenley	Nesbit	Martin	Franklin	Fletcher	Kjerstad	Harris
March 24, 2019	at Alabama*	Opitz	Ezell	Kenley	Nesbit	Martin	Franklin	Fletcher	Kjerstad	Goodheart
March 26, 2019	at Missouri State	Opitz	Ezell	Kenley	Nesbit	Martin	Franklin	Fletcher	Kjerstad	Goodheart
March 29, 2019	OLE MISS*	Opitz	Ezell	Kenley	Nesbit	Martin	Franklin	Fletcher	Kjerstad	Goodheart
March 30, 2019	OLE MISS*	Opitz	Ezell	Kenley	Nesbit	Martin	Franklin	Fletcher	Kjerstad	Goodheart
March 31, 2019	OLE MISS*	Opitz	Ezell	Kenley	Nesbit	Martin	Franklin	Fletcher	Kjerstad	Goodheart
April 2, 2019	LITTLE ROCK	Plunkett	Ezell	Kenley	Nesbit	Martin	Franklin	Fletcher	Kjerstad	Goodheart
April 5, 2019	at Auburn-1*	Opitz	Ezell	Kenley	Nesbit	Martin	Franklin	Fletcher	Kjerstad	Goodheart
April 5, 2019	at Auburn-2*	Plunkett	Ezell	Kenley	Nesbit	Martin	Franklin	Fletcher	Kjerstad	Harris
April 6, 2019	at Auburn*	Opitz	Ezell	Kenley	Nesbit	Martin	Franklin	Fletcher	Kjerstad	Goodheart
April 9, 2019	ORAL ROBERTS	Plunkett	McFarland	Ezell	Kenley	Martin	Washington, Jr.	Fletcher	Kjerstad	Goodheart
April 12, 2019	at Vanderbilt*	Opitz	Ezell	Kenley	Nesbit	Martin	Franklin	Fletcher	Kjerstad	Goodheart
April 13, 2019	at Vanderbilt*	Opitz	Ezell	Kenley	Nesbit	Martin	Franklin	Fletcher	Kjerstad	Goodheart
April 14, 2019	at Vanderbilt*	Opitz	Ezell	Kenley	Nesbit	Martin	Franklin	Fletcher	Kjerstad	Goodheart
April 16, 2019	ARK. - PINE BLUFF	Plunkett	McFarland	Ezell	Kenley	Martin	Washington, Jr.	Fletcher	Kjerstad	Goodheart
April 18, 2019	MISSISSIPPI STATE*	Opitz	Ezell	Kenley	Nesbit	Martin	Franklin	Fletcher	Kjerstad	Goodheart
April 19, 2019	MISSISSIPPI STATE*	Opitz	Ezell	Kenley	Nesbit	Martin	Franklin	Fletcher	Kjerstad	Goodheart
April 20, 2019	MISSISSIPPI STATE*	Opitz	Ezell	Kenley	Nesbit	Martin	Franklin	Fletcher	Goodheart	McFarland
April 23, 2019	NORTHWESTERN STATE	Plunkett	McFarland	Ezell	Kenley	Martin	Washington, Jr.	Fletcher	Kjerstad	Goodheart
April 24, 2019	NORTHWESTERN STATE	Plunkett	Ezell	Kenley	Nesbit	Martin	Franklin	Fletcher	Kjerstad	Goodheart
April 26, 2019	TENNESSEE*	Opitz	Ezell	Kenley	Nesbit	Martin	Franklin	Fletcher	Kjerstad	Goodheart
April 27, 2019	TENNESSEE*	Opitz	Ezell	Kenley	Nesbit	Martin	Franklin	Fletcher	Kjerstad	McFarland
April 28, 2019	TENNESSEE*	Opitz	Ezell	Kenley	Nesbit	Martin	Franklin	Fletcher	Kjerstad	McFarland
April 30, 2019	vs. Grambling St.	Plunkett	McFarland	Ezell	Kenley	Martin	Washington, Jr.	Fletcher	Kjerstad	Harris
May 3, 2019	at Kentucky*	Opitz	Ezell	Kenley	Nesbit	Martin	Franklin	Fletcher	Kjerstad	Goodheart
May 5, 2019	at Kentucky-1*	Opitz	Ezell	Kenley	Nesbit	Martin	Franklin	Fletcher	Kjerstad	Goodheart
May 5, 2019	at Kentucky-2*	Opitz	Ezell	Kenley	Nesbit	Martin	Franklin	Fletcher	Kjerstad	Goodheart
May 9, 2019	LSU*	Opitz	Ezell	Kenley	Nesbit	Martin	Franklin	Fletcher	Kjerstad	Goodheart
May 10, 2019	LSU*	Opitz	Ezell	Kenley	Nesbit	Martin	Franklin	Fletcher	Kjerstad	Goodheart
May 11, 2019	LSU*	Opitz	Ezell	Kenley	Nesbit	Martin	Franklin	Fletcher	Kjerstad	Goodheart
May 16, 2019	at Texas A&M*	Opitz	Ezell	Kenley	Nesbit	Martin	Franklin	Fletcher	Kjerstad	Goodheart
May 17, 2019	at Texas A&M*	Opitz	Ezell	Kenley	Nesbit	Martin	Franklin	Fletcher	Kjerstad	Goodheart
May 18, 2019	at Texas A&M*	Opitz	Ezell	Kenley	Nesbit	Martin	Franklin	Fletcher	Kjerstad	Goodheart

THE LAST TIME AN ARKANSAS PLAYER...

4 Hits in a game	Casey Martin vs. #15 LSU, May 9, 2019
5 Hits in a game	Andy Wilkins at No. 9 Oklahoma (Norman Regional), May 31, 2009
6 Hits in a game	Jeremy Jackson vs. Northeastern (Okla.), April 16, 1997
2 Hits in an inning	Casey Opitz vs. Eastern Illinois, Feb. 16, 2019
2 Doubles in a game	Trevor Ezell at Kentucky, May 5, 2019
3 Doubles in a game	Zack Plunkett vs. Northwestern St., April 23, 2019
4 Doubles in a game	Rodney Nye vs. La. Tech, March 31, 1998
2 Triples in a game	Jax Biggers vs. Auburn (SEC Tournament), May 25, 2017
Led off a game with a HR	Casey Martin at #17 Texas A&M, May 18, 2019
2 Home runs in a game	Casey Martin at #17 Texas A&M, May 16, 2019
3 Home runs in a game	Chad Spanberger vs. Auburn (SEC Tournament), May 26, 2017
Grand Slam	Jack Kenley vs. #15 LSU, May 9, 2019
HR in consecutive AB	Jack Kenley vs. Stony Brook, March 2, 2019
HR in 4 straight games	Aaron Murphree vs. OSU, So. Dakota St. & Siena, March 2-8, 2008
HR in 5 straight games	Aaron Murphree vs. OSU, So. Dakota St. & Siena, March 2-8, 2008
HR in 6 straight games	Aaron Murphree vs. OSU, So. Dakota St. & Siena, March 2-9, 2008
Pinch-hit home run	Evan Lee at Mississippi State, April 21, 2018
Inside the park home run	Casey Martin vs. Kentucky, May 3, 2019
Back-to-Back Home Runs	C. Martin and M. Goodheart at #17 Texas A&M, May 16, 2019
4 Runs in a game	Trevor Ezell vs. Ark. - Pine Bluff, April 16, 2019
5 Runs in a game	Eric Cole vs South Carolina (NCAA Super), June 11, 2018
6 Runs in a game	Trevor Ezell vs. Grambling St., April 30, 2019
4 RBI in a game	Jack Kenley vs. #15 LSU, May 9, 2019
5 RBI in a game	C. Martin and H. Kjerstad vs. #18 Tennessee, April 27, 2019
6 RBI in a game	Jacob Nesbit vs. #18 Tennessee, April 26, 2019
7 RBI in a game	Chad Spanberger vs. Auburn (SEC Tournament), May 25, 2017
8 RBI in a game	Rodney Nye vs. ORU, April 14, 1999
9 RBI in a game	Ryan Lundquist vs. Central Missouri St., March 4, 1997
2 Stolen bases in a game	Trevor Ezell vs. #18 Tennessee, April 28, 2019
3 Stolen bases in a game	Andrew Benintendi vs Stephen F. Austin, April 15, 2015
4 Stolen bases in a game	Logan Forsythe vs. Ole Miss, May 19, 2007
Stole home	Bobby Wernes vs. Ole Miss, March 28, 2015
2 Errors in a game	Casey Martin at #17 Texas A&M, May 18, 2019
3 Errors in a game	Bobby Wernes, at LSU, April 12, 2014
4 Errors in a game	Chris Shaddy vs. TCU, April 27, 1980
9-Inning no-hitter	Scott Roehl vs. Kansas St., March 20, 2001
9-Inning combined no-hitter	Nick Schmidt (6.0), Brian McLelland (1.0) & Devin Collis (2.0) vs. Oklahoma State, February 12, 2006
7-inning combined no-hitter	D. Taccolini (2.0), M. Cronin (3.0), & J. Alberius (2) vs. Auburn (SEC Tournament), May 25, 2017
1-Hitter	Trevor Stephan (7.0) at Tennessee, May 6, 2017
1-Hitter combined	P. Wicklander (5.0 IP, 1 H), K. Ramage (1.0 IP), J. Kostyshock (1.0 IP), K. Kopps (1.0 IP), M. Cronin (1.0 IP)
2-Hitter	Kacey Murphy vs. Florida (SEC Tournament), May 27, 2017
2-Hitter combined	I. Campbell (7.0 IP, 2 H), J. Kostyshock (1.0 IP, 0 H), M. Cronin (1.0 IP, 0 H)
3-Hitter	Ryne Stanek (9.0 IP), at No. 6 South Carolina, March 23, 2013
3-Hitter combined	Isaiah Campbell (5.0 IP, 2 H) and Matt Cronin (2.0 IP, 1 H) vs. S. Carolina, April 14, 2018
Complete game	Kacey Murphy vs. Florida (SEC Tournament), May 27, 2017
Complete-game shutout	Kacey Murphy vs. Florida (SEC Tournament), May 27, 2017
10-inning or more start	Dominic Taccolini at #12 Kentucky (10 innings), April 22, 2016
Had 10 strikeouts	Connor Noland vs. #18 Tennessee, April 28, 2019
Had 11 strikeouts	Isaiah Campbell vs. Missouri, March 15, 2019
Had 12 strikeouts	Trevor Stephan vs. Oral Roberts (NCAA Regional), June 2, 2017
Had 13 strikeouts	Isaiah Campbell vs. Stony Brook, March 1, 2019
Had 14 strikeouts	David Walling vs. South Carolina, May 16, 1999
Had 15 strikeouts	Nick Schmidt vs. Auburn, May 18, 2006
Had 16 strikeouts	David Walling vs. Eastern Illinois, Feb. 20, 1998
Had 17 strikeouts	Jess Todd vs. South Carolina (SEC Tournament), May 24, 2007

THE LAST TIME AN ARKANSAS TEAM...

Scored 10 runs	vs. #2 Mississippi State, April 20, 2019
Scored 11 runs	vs. #15 LSU, May 10, 2019
Scored 12 runs	vs. #2 Mississippi State, April 19, 2019
Scored 13 runs	vs. South Carolina (SEC Tournament), May 23, 2018
Scored 14 runs	vs. #15 LSU, May 9, 2019
Scored 15 runs	vs. #18 Tennessee, April 27, 2019
Scored 16 runs	vs. Ark. - Pine Bluff, April 16, 2019
Scored 17 runs	vs. Grambling St., April 30, 2019
Scored 18 runs	vs. Dayton, Feb. 28, 2018
Scored 19 runs	vs. Northwestern State, April 23, 2019
Scored 20 runs	vs. Mississippi Valley State, Feb. 24, 2016
Scored 21 runs	vs. Mississippi Valley State, Feb. 23, 2016
Scored 22 runs	vs. Louisiana Tech, Feb. 14, 2004
Scored 23 runs	Never
Scored 24 runs	Missouri Southern, Feb. 11, 1998
Scored 25 runs	Missouri Southern, Feb. 4, 2001
Scored 26 runs	vs. Iowa (in Arlington, Texas), Feb. 14, 1997
Scored 27 runs	Never
Scored 28 runs	vs. Wisconsin-Milwaukee (2), Feb. 18, 2007
Scored 29 runs	Morningside, April 6, 1968
Scored 30 runs	at South Carolina, March 30, 1997
Scored 31-32 runs	32 vs. Bucknell, Feb. 17, 2018
Scored 33 + runs	33 vs. Southwest Baptist, March 21, 1984
Had 14 hits	vs. Oral Roberts, April 9, 2019
Had 15 hits	vs. #15 LSU, May 9, 2019
Had 16 hits	vs. #18 Tennessee, April 26, 2019
Had 17 hits	vs. No. 13 Auburn, April 7, 2018
Had 18 hits	vs. #18 Tennessee, April 27, 2019
Had 19 hits	vs. Northwestern State, April 23, 2019
Had 20 hits	vs. Dayton, Feb. 28, 2018
Had 21 hits	Kentucky, April 28, 2001
Had 22 hits	at #6 Vanderbilt, April 14, 2019
Had 23 hits	Centenary, March 31, 1999
Had 24 hits	Georgia, March 17, 2001
Had 25 hits	at Centenary, March 23, 2005
Had 26-29 hits	28 at South Carolina, March 30, 1997
Had 30 hits	vs. Saint Louis, April 7, 2010
Had 31+ hits	32 vs. Southwest Baptist, March 21, 1984
Hit four or more home runs in a game	6 - Jared Gates, Luke Bonfield, Carson Shaddy, Dominic Fletcher, Grant Koch, Casey Martin vs. Bucknell, Feb. 17, 2018
	5 - Fletcher, Kjerstad, Kenley, McFarland, Washington vs. Northwestern St., April 23, 2019
	5 - Ezell, Martin, Fletcher, Kenley, Opitz vs. #15 LSU, May 9, 2019
	5 - Biggers, Martin, Bonfield, Shaddy (2) vs. #4 Kentucky, March 17, 2018
	5 - Ezell, Martin (2), Goodheart, Kenley at #17 Texas A&M, May 16, 2019
	4 - McFarland, Martin, Kjerstad (2) vs. #18 Tennessee, April 27, 2019
	4 - Kjerstad (2), Shaddy, Biggers vs. Oral Roberts (NCAA Regional), June 1, 2018
	4 - E. Cole, H. Kjerstad, D. Fletcher, G. Koch at #4 Ole Miss, March 31, 2018
	4 - T. Ezell, H. Kjerstad, C. Franklin, J. Kenley vs. E. Illinois, Feb. 16, 2019
4 Errors in a game	at #17 Texas A&M, May 18, 2019
5 Errors in a game	vs. South Carolina (SEC Tournament), May 23, 2018
6 Errors in a game	vs. Eastern Illinois, March 5, 2016
7 Errors in a game	vs. La. Tech, March 20, 2001
Was Shutout	at Alabama, March 23, 2019
Was Shutout Back-to-Back	vs. LSU, April 23-24, 2005 (7-0, 6-0)
Held to 1 hit	vs. Missouri State, May 17, 2016
Held to 2 hits	vs. Oregon State, June 28, 2018
Held to 3 hits	vs. LSU, May 26, 2018 (2-1)
Did not strikeout	vs. Eastern Illinois, Feb. 16, 2019
Swept an SEC Home Series (three games)	vs. #18 Tennessee, April 26-28, 2019
Swept an SEC Road Series (three games)	at Alabama, April 30-May 2, 2015
Was Swept in SEC Home Series	vs. Alabama, May 13-15, 2016
Was Swept in SEC Road Series	at Mississippi State, April 20-21, 2018
Swept a Non-conference Home Series	vs. Western Illinois, March 12-13, 2019
Swept a Non-conference Road Series	at McNeese State, March 23-24, 2010
Was Swept in a Non-conference Home Series	Gonzaga, March 10-11, 2015
Was Swept in a Non-conference Road Series	at Nebraska, April 16, 2013
Won a Non-conference Home Series	vs. Western Illinois, March 13-14, 2019
Lost a Non-conference Home Series	vs. South Alabama, February 28-March 1, 2014
Lost a Non-conference Road Series	at Nebraska, April 16, 2013
Back-to-Back Shutouts	UK (1-0) April 22 and UK (2-0) April 22-23, 2016
Most Consecutive Shutouts	4 vs. Wisconsin (March 15-16, 1980)
Shut out an opponent at home	vs. Missouri (2-0), March 15, 2019
Shut out an opponent on the road	at #15 Auburn (8-0), April 6, 2019
Shut out an SEC opponent at home	vs. Missouri (2-0), March 15, 2019
Shut out an SEC opponent on the road	at #15 Auburn (8-0), April 6, 2019



|| GAME-BY-GAME HITTING

2019 RECORD: 40-15 • HOME: 27-6 • AWAY: 12-9 • NEUTRAL: 1-0 • SEC: 20-10 • NCAA TOURNAMENT: 0-0

Date	Opponent	AB	R	H	RBI	2B	3B	HR	BB	IBB	SB	CS	HBP	SAC	SF	GDP	K	PO	A	E	Avg
Feb 16, 2019	EASTERN ILLINOIS	38	15	18	15	5	0	4	7	0	2	1	0	0	1	2	0	27	13	0	.474
Feb 16, 2019	EASTERN ILLINOIS	37	12	14	12	3	0	0	4	0	2	0	0	1	2	0	12	27	9	3	.427
Feb 17, 2019	EASTERN ILLINOIS	26	3	6	3	1	0	0	8	1	0	0	0	3	1	1	4	27	7	0	.376
Feb 21, 2019	at USC	33	6	8	5	2	0	0	7	0	3	1	0	0	1	1	10	27	5	1	.343
Feb 22, 2019	at USC	35	8	8	8	2	1	1	8	1	5	0	1	0	0	0	11	27	14	2	.320
Feb 23, 2019	at USC	42	4	11	3	3	0	1	2	1	3	0	0	0	0	0	12	29	11	1	.308
Feb 27, 2019	MEMPHIS	32	10	8	9	0	0	0	9	0	5	0	1	0	1	0	6	27	7	0	.300
Mar 01, 2019	STONY BROOK	28	3	6	2	2	1	0	2	0	2	1	0	0	0	1	4	27	5	0	.292
Mar 01, 2019	STONY BROOK	30	4	7	3	2	0	0	3	0	3	0	0	1	1	0	6	27	9	2	.286
Mar 02, 2019	STONY BROOK	40	15	15	14	2	1	4	6	0	1	0	1	0	0	0	6	27	10	2	.296
Mar 06, 2019	CHARLOTTE	29	9	9	8	1	1	2	7	0	0	0	2	2	1	0	6	27	11	1	.297
Mar 08, 2019	LOUISIANA TECH	28	4	6	4	1	0	0	6	0	0	0	2	1	0	1	7	27	6	0	.291
Mar 09, 2019	LOUISIANA TECH	41	7	15	7	3	0	2	3	0	0	0	0	0	1	0	12	27	11	2	.298
Mar 10, 2019	LOUISIANA TECH	33	11	12	10	1	1	1	5	0	3	0	0	1	1	1	7	27	6	1	.303
Mar 12, 2019	WESTERN ILLINOIS	31	8	11	8	1	1	2	4	0	2	0	3	0	2	1	7	27	7	2	.306
Mar 13, 2019	WESTERN ILLINOIS	32	11	12	9	3	0	0	8	1	2	1	4	2	1	0	8	24	12	0	.310
Mar 15, 2019	MISSOURI	28	2	5	2	3	0	0	3	0	1	0	1	1	1	0	8	27	6	1	.304
Mar 16, 2019	MISSOURI	26	4	6	3	0	0	0	2	0	2	0	2	1	1	2	10	27	9	1	.301
Mar 17, 2019	MISSOURI	30	3	5	2	0	0	1	1	0	1	0	0	0	0	0	5	27	7	1	.294
Mar 19, 2019	at Texas	37	11	11	10	3	0	2	6	0	2	1	0	0	0	0	7	27	9	0	.294
Mar 20, 2019	at Texas	33	6	9	5	3	0	0	4	0	1	1	4	3	0	1	8	24	12	1	.293
Mar 22, 2019	at Alabama	40	12	15	12	3	0	3	1	0	0	0	2	0	0	0	14	27	6	0	.298
Mar 23, 2019	at Alabama	29	0	4	0	1	0	0	4	0	1	0	0	0	0	1	4	24	8	1	.292
Mar 24, 2019	at Alabama	38	10	14	8	4	0	2	4	0	4	0	2	1	1	1	9	27	12	3	.295
Mar 26, 2019	at Missouri State	35	8	10	8	0	0	1	6	0	2	0	1	1	0	1	10	27	8	1	.295
Mar 29, 2019	OLE MISS	32	5	8	5	2	0	0	4	0	0	0	0	1	0	0	9	27	8	1	.293
Mar 30, 2019	OLE MISS	30	3	6	3	3	0	2	5	0	0	1	1	0	0	2	12	27	9	0	.290
Mar 31, 2019	OLE MISS	35	5	11	4	1	0	1	2	0	0	1	0	0	0	2	8	27	10	1	.291
Apr 02, 2019	LITTLE ROCK	36	7	13	7	1	0	1	8	0	1	0	2	1	1	0	8	27	10	4	.294
Apr 05, 2019	at Auburn	34	3	8	3	1	1	1	2	0	0	0	0	0	1	0	13	24	10	0	.292
Apr 05, 2019	at Auburn	58	9	14	9	3	1	2	11	2	0	1	1	1	1	0	20	45	24	2	.289
Apr 06, 2019	at Auburn	34	8	10	8	2	0	1	9	0	3	1	0	0	0	0	3	27	9	0	.289
Apr 09, 2019	ORAL ROBERTS	39	15	14	14	5	0	3	13	0	0	0	0	0	1	0	9	27	7	3	.291
Apr 12, 2019	at Vanderbilt	33	2	7	2	1	0	0	4	0	0	0	1	0	0	1	13	24	4	0	.289
Apr 13, 2019	at Vanderbilt	33	2	7	1	3	0	0	1	0	0	0	0	0	0	1	9	24	11	1	.287
Apr 14, 2019	at Vanderbilt	47	14	22	14	6	1	1	6	0	0	0	0	0	1	1	7	27	11	1	.294
Apr 16, 2019	ARK.- PINE BLUFF	34	16	16	16	1	2	3	8	0	2	0	1	0	0	0	4	21	8	2	.299
Apr 18, 2019	MISSISSIPPI ST.	31	5	9	5	2	0	1	2	0	0	1	0	1	0	0	10	27	9	0	.298
Apr 19, 2019	MISSISSIPPI ST.	35	12	12	11	0	1	1	16	0	0	0	0	0	0	2	10	27	9	1	.300
Apr 20, 2019	MISSISSIPPI ST.	34	10	10	8	2	0	1	4	0	0	0	1	0	0	1	7	27	12	1	.299
Apr 23, 2019	NORTHWESTERN ST.	42	19	19	17	6	1	5	10	0	1	0	1	0	1	0	6	24	9	1	.304
Apr 24, 2019	NORTHWESTERN ST.	36	7	10	7	2	1	1	5	0	1	0	0	0	1	0	12	27	14	2	.303
Apr 26, 2019	TENNESSEE	37	11	16	11	1	0	2	6	1	2	0	0	0	1	1	11	27	7	3	.307
Apr 27, 2019	TENNESSEE	42	15	18	15	6	0	4	3	0	0	0	1	0	0	0	6	27	8	1	.310
Apr 28, 2019	TENNESSEE	36	4	9	4	3	0	2	4	0	2	0	2	1	0	1	14	30	14	1	.308
Apr 30, 2019	GRAMBLING ST.	35	17	15	15	4	0	3	10	0	3	1	3	0	2	0	11	27	10	1	.311
May 03, 2019	at Kentucky	38	5	12	4	3	0	1	2	0	1	0	2	0	0	0	11	27	8	0	.311
May 05, 2019	at Kentucky	33	9	10	8	1	0	2	5	0	1	0	0	0	0	0	6	21	5	1	.311
May 05, 2019	at Kentucky	25	3	5	3	2	0	0	6	0	1	0	0	0	0	1	11	18	8	1	.309
May 09, 2019	LSU	37	14	15	13	1	0	5	7	0	2	0	1	0	1	1	8	27	12	0	.311
May 10, 2019	LSU	36	11	12	11	4	0	1	5	2	2	0	3	1	0	0	10	27	6	0	.312
May 11, 2019	LSU	31	2	8	2	2	0	0	5	0	1	0	0	1	0	2	5	27	11	1	.311
May 16, 2019	at Texas A&M	38	7	10	7	3	0	5	1	0	0	0	0	0	0	0	18	27	9	1	.310
May 17, 2019	at Texas A&M	35	2	8	2	0	0	1	3	0	0	0	0	0	0	0	15	24	9	2	.308
May 18, 2019	at Texas A&M	33	1	5	1	0	0	1	1	0	1	0	1	0	0	0	11	24	10	4	.306
Totals		1910	429	584	400	120	14	77	288	9	70	13	47	25	27	30	490	1460	511	61	.306



2019 RECORD: 40-15 • HOME: 27-6 • AWAY: 12-9 • NEUTRAL: 1-0 • SEC: 20-10 • NCAA TOURNAMENT: 0-0

Date	Opponent	IP	H	R	ER	BB	SO	2B	3B	HR	WP	BK	HBP	DP	IBB	Score	W	L	SV	ERA
Feb 16, 2019	EASTERN ILLINOIS	9.0	11	7	7	2	8	2	0	1	0	1	0	1	0	15-7	1	0	0	7.00
Feb 16, 2019	EASTERN ILLINOIS	9.0	9	3	0	3	12	0	0	0	0	0	0	2	0	12-3	2	0	0	3.50
Feb 17, 2019	EASTERN ILLINOIS	9.0	7	2	2	3	8	2	0	0	0	0	0	1	0	3-2	3	0	0	3.00
Feb 21, 2019	at USC	9.0	4	3	3	4	14	1	0	0	0	0	3	1	0	6-3	4	0	1	3.00
Feb 22, 2019	at USC	9.0	9	6	3	2	6	1	0	0	0	0	0	2	0	8-6	5	0	2	3.00
Feb 23, 2019	at USC	9.2	9	6	6	2	7	1	0	2	0	0	0	0	0	4-6	5	1	2	3.46
Feb 27, 2019	MEMPHIS	9.0	6	3	3	2	12	2	0	2	1	0	2	1	0	10-3	6	1	2	3.39
Mar 01, 2019	STONY BROOK	9.0	6	1	1	2	18	1	0	1	0	0	0	0	0	3-1	7	1	3	3.10
Mar 01, 2019	STONY BROOK	9.0	8	3	3	2	11	1	0	1	1	0	0	0	0	4-3	8	1	4	3.09
Mar 02, 2019	STONY BROOK	9.0	10	7	7	7	10	2	0	0	2	0	2	1	0	15-7	9	1	4	3.47
Mar 06, 2019	CHARLOTTE	9.0	3	2	2	6	14	0	0	0	0	0	0	1	0	9-2	10	1	4	3.34
Mar 08, 2019	LOUISIANA TECH	9.0	7	2	2	1	14	1	0	0	0	0	1	1	0	4-2	11	1	5	3.23
Mar 09, 2019	LOUISIANA TECH	9.0	11	12	7	2	9	2	0	3	1	0	4	0	0	7-12	11	2	5	3.52
Mar 10, 2019	LOUISIANA TECH	9.0	3	0	0	3	16	0	0	0	0	0	1	1	0	11-0	12	2	5	3.27
Mar 12, 2019	WESTERN ILLINOIS	9.0	1	0	0	3	14	0	0	0	0	0	0	0	0	8-0	13	2	5	3.05
Mar 13, 2019	WESTERN ILLINOIS	8.0	4	1	1	1	10	0	0	0	0	0	1	2	0	11-1	14	2	5	2.94
Mar 15, 2019	MISSOURI	9.0	2	0	0	3	15	0	0	0	2	0	0	0	0	2-0	15	2	6	2.77
Mar 16, 2019	MISSOURI	9.0	7	3	3	1	6	2	0	0	0	0	0	0	0	4-3	16	2	7	2.78
Mar 17, 2019	MISSOURI	9.0	5	2	2	3	11	0	0	1	1	0	2	0	0	3-2	17	2	7	2.74
Mar 19, 2019	at Texas	9.0	6	4	4	2	9	2	0	1	0	0	0	0	0	11-4	18	2	7	2.81
Mar 20, 2019	at Texas	8.0	6	7	6	14	5	1	0	0	1	0	4	1	0	6-7	18	3	7	2.97
Mar 22, 2019	at Alabama	9.0	7	3	3	3	8	1	0	0	2	0	1	0	0	12-3	19	3	7	2.97
Mar 23, 2019	at Alabama	8.0	9	10	10	7	2	1	0	1	2	0	0	0	0	0-10	19	4	7	3.30
Mar 24, 2019	at Alabama	9.0	5	2	1	5	10	0	0	0	1	0	0	0	0	10-2	20	4	7	3.20
Mar 26, 2019	at Missouri State	9.0	7	2	2	3	10	0	0	0	1	0	2	1	0	8-2	21	4	7	3.15
Mar 29, 2019	OLE MISS	9.0	6	3	3	4	8	2	0	1	0	0	0	0	0	5-3	22	4	8	3.15
Mar 30, 2019	OLE MISS	9.0	12	4	4	1	5	2	0	2	0	0	0	1	0	3-4	22	5	8	3.18
Mar 31, 2019	OLE MISS	9.0	14	10	10	12	6	2	0	1	1	0	2	1	0	5-10	22	6	8	3.42
Apr 02, 2019	LITTLE ROCK	9.0	16	17	10	6	8	4	0	1	2	0	3	0	0	7-17	22	7	8	3.65
Apr 05, 2019	at Auburn	8.0	11	6	6	3	5	3	0	0	0	0	0	0	0	3-6	22	8	8	3.75
Apr 05, 2019	at Auburn	15.0	11	6	4	9	12	4	0	1	4	0	3	1	2	9-6	23	8	8	3.67
Apr 06, 2019	at Auburn	9.0	5	0	0	4	10	1	0	0	1	0	1	1	0	8-0	24	8	9	3.56
Apr 09, 2019	ORAL ROBERTS	9.0	10	8	7	4	7	1	1	2	2	1	1	0	0	15-8	25	8	9	3.66
Apr 12, 2019	at Vanderbilt	8.0	6	3	3	0	10	3	1	0	1	0	0	1	0	2-3	25	9	9	3.66
Apr 13, 2019	at Vanderbilt	8.0	12	12	12	7	8	1	0	2	0	0	1	1	0	2-12	25	10	9	3.91
Apr 14, 2019	at Vanderbilt	9.0	12	12	12	11	9	2	0	4	1	0	2	0	0	14-12	26	10	10	4.13
Apr 16, 2019	ARK. - PINE BLUFF	7.0	9	4	3	8	8	0	0	0	0	0	0	0	0	16-4	27	10	10	4.12
Apr 18, 2019	MISSISSIPPI ST.	9.0	6	3	3	1	13	1	0	2	1	0	1	0	0	5-3	28	10	11	4.09
Apr 19, 2019	MISSISSIPPI ST.	9.0	5	5	5	5	11	0	0	1	0	0	1	0	0	12-5	29	10	11	4.12
Apr 20, 2019	MISSISSIPPI ST.	9.0	6	2	2	3	6	0	0	0	2	0	0	0	0	10-2	30	10	11	4.07
Apr 23, 2019	NORTHWESTERN ST.	8.0	8	2	2	2	8	2	0	0	0	0	0	1	0	19-2	31	10	11	4.03
Apr 24, 2019	NORTHWESTERN ST.	9.0	10	10	10	5	9	2	0	3	2	1	0	0	0	7-10	31	11	11	4.17
Apr 26, 2019	TENNESSEE	9.0	12	9	5	3	11	3	0	1	0	0	0	0	0	11-9	32	11	12	4.19
Apr 27, 2019	TENNESSEE	9.0	7	3	3	3	11	2	0	1	1	0	1	0	0	15-3	33	11	12	4.16
Apr 28, 2019	TENNESSEE	10.0	6	3	2	1	11	0	0	0	1	0	0	1	0	4-3	34	11	12	4.10
Apr 30, 2019	GRAMBLING ST.	9.0	6	3	2	7	15	0	0	0	3	0	3	1	0	17-3	35	11	12	4.06
May 03, 2019	at Kentucky	9.0	6	2	2	4	10	1	1	0	0	0	1	0	0	5-2	36	11	13	4.01
May 05, 2019	at Kentucky	7.0	4	1	1	2	11	0	0	0	0	0	1	0	0	9-1	37	11	13	3.97
May 05, 2019	at Kentucky	6.0	6	4	4	1	8	1	0	3	0	0	0	0	0	3-4	37	12	13	4.00
May 09, 2019	LSU	9.0	7	4	4	2	5	1	0	2	0	0	0	0	0	14-4	38	12	13	4.00
May 10, 2019	LSU	9.0	9	6	6	3	10	2	1	1	0	0	1	1	0	11-6	39	12	13	4.04
May 11, 2019	LSU	9.0	7	3	3	3	7	1	0	1	2	0	0	1	0	2-3	39	13	13	4.02
May 16, 2019	at Texas A&M	9.0	11	3	2	2	7	2	0	0	0	0	0	0	0	7-3	40	13	13	3.98
May 17, 2019	at Texas A&M	8.0	7	6	6	6	9	2	0	2	0	0	0	0	2	2-6	40	14	13	4.02
May 18, 2019	at Texas A&M	8.0	9	6	2	0	6	1	0	0	1	0	1	0	0	1-6	40	15	13	3.99
Totals		486.2	419	251	216	208	523	69	4	44	40	3	46	27	4	429-251	40	15	13	3.99

**TEAM GAME HIGHS (2019)****Team Batting**

At bats:	58	at Auburn (Apr 05, 2019)
Runs scored:	19	vs Northwestern St. (Apr 23, 2019)
Hits:	22	at Vanderbilt (Apr 14, 2019)
RBI's:	17	vs Northwestern St. (Apr 23, 2019)
Doubles:	6	at Vanderbilt (Apr 14, 2019)
	6	vs Northwestern St. (Apr 23, 2019)
	6	vs Tennessee (Apr 27, 2019)
Triples:	2	vs Ark.- Pine Bluff (Apr 16, 2019)
Home runs:	5	vs Northwestern St. (Apr 23, 2019)
	5	vs LSU (May 09, 2019)
	5	at Texas A&M (May 16, 2019)
Total bases:	42	vs Northwestern St. (Apr 23, 2019)
Walks:	16	vs Mississippi St. (Apr 19, 2019)
Strikeouts:	20	at Auburn (Apr 05, 2019)
Sac hits:	3	vs Eastern Illinois (Feb 17, 2019)
	3	at Texas (Mar 20, 2019)
Sac flies:	2	vs Eastern Illinois (Feb 16, 2019)
	2	vs Western Illinois (Mar 12, 2019)
	2	vs Grambling St. (Apr 30, 2019)
Stolen bases:	5	at USC (Feb 22, 2019)
	5	vs Memphis (Feb 27, 2019)
Hit by pitch:	4	vs Western Illinois (Mar 13, 2019)
	4	at Texas (Mar 20, 2019)
Caught stealing:	1	(13 games)
Runners LOB:	18	at Auburn (Apr 05, 2019)
Hit into DP:	3	vs Eastern Illinois (Feb 16, 2019)

Fielding

Putouts:	45	at Auburn (Apr 05, 2019)
Assists:	24	at Auburn (Apr 05, 2019)
Errors:	4	vs Little Rock (Apr 02, 2019)
	4	at Texas A&M (May 18, 2019)
Passed balls:	1	at Alabama (Mar 22, 2019)
	1	vs Little Rock (Apr 02, 2019)
	1	at Texas A&M (May 18, 2019)
DPs turned:	2	vs Eastern Illinois (Feb 16, 2019)
	2	at USC (Feb 22, 2019)
	2	vs Western Illinois (Mar 13, 2019)

Pitching

Innings pitched:	15.0	at Auburn (Apr 05, 2019)
Runs allowed:	17	vs Little Rock (Apr 02, 2019)
Earned runs:	12	at Vanderbilt (Apr 13, 2019)
	12	at Vanderbilt (Apr 14, 2019)
Walks allowed:	14	at Texas (Mar 20, 2019)
Strikeouts:	18	vs Stony Brook (Mar 01, 2019)
Hits allowed:	16	vs Little Rock (Apr 02, 2019)
Doubles allowed:	4	vs Little Rock (Apr 02, 2019)
	4	at Auburn (Apr 05, 2019)
Triples allowed:	1	(4 games)
Homers allowed:	4	at Vanderbilt (Apr 14, 2019)
Wild pitches:	4	at Auburn (Apr 05, 2019)
Hit batters:	4	vs Louisiana Tech (Mar 09, 2019)
	4	at Texas (Mar 20, 2019)

INDIVIDUAL GAME HIGHS (2019)**Individual Batting**

At bats:	8	Heston Kjerstad at Auburn (Apr 05, 2019)
Runs scored:	6	Trevor Ezell vs Grambling St. (Apr 30, 2019)
Hits:	4	(7 games)
RBI's:	6	Jacob Nesbit vs Tennessee (Apr 26, 2019)
Doubles:	3	Zack Plunkett vs Northwestern St. (Apr 23, 2019)
Triples:	1	(14 games)
Home runs:	2	(4 games)
Total bases:	10	Heston Kjerstad vs Tennessee (Apr 27, 2019)
Walks:	3	(10 games)
Strikeouts:	4	(4 games)
Sac hits:	2	Jacob Nesbit vs Eastern Illinois (Feb 17, 2019)
Sac flies:	1	(27 games)
Stolen bases:	2	(5 games)
Hit by pitch:	2	(4 games)
Caught stealing:	1	(13 games)
Runners LOB:	6	Jack Kenley vs Missouri (Mar 15, 2019)

Fielding

Putouts:	20	Trevor Ezell at Auburn (Apr 05, 2019)
Assists:	7	Jack Kenley vs Eastern Illinois (Feb 16, 2019)
	7	Jack Kenley vs LSU (May 11, 2019)
Errors:	2	(7 games)
Passed balls:	1	Casey Opitz at Alabama (Mar 22, 2019)
	1	Zack Plunkett vs Little Rock (Apr 02, 2019)
	1	Casey Opitz at Texas A&M (May 18, 2019)

Pitching

Innings pitched:	7.2	Isaiah Campbell at Vanderbilt (Apr 12, 2019)
	7.2	Isaiah Campbell vs Mississippi St. (Apr 18, 2019)
	7.2	Connor Noland vs Mississippi St. (Apr 20, 2019)
Runs allowed:	7	Kole Ramage at Vanderbilt (Apr 13, 2019)
	7	Isaiah Campbell vs Tennessee (Apr 26, 2019)
Earned runs:	7	Kole Ramage at Vanderbilt (Apr 13, 2019)
Walks allowed:	5	Cody Scroggins vs Ole Miss (Mar 31, 2019)
	5	Kole Ramage at Auburn (Apr 05, 2019)
Strikeouts:	13	Isaiah Campbell vs Stony Brook (Mar 01, 2019)
Hits allowed:	7	(4 games)
Doubles allowed:	3	Isaiah Campbell at Vanderbilt (Apr 12, 2019)
Triples allowed:	1	(4 games)
Homers allowed:	3	Connor Noland at Kentucky (May 05, 2019)
Wild pitches:	2	(4 games)
Hit batters:	2	(6 games)



#32 MATT CRONIN • JR • LHP • 6-2 • 190

CAREER HIGHS

Category	High	Opponent (Last)	Date
Innings	4.0	at San Diego State	2/24/18
Longest Start	--	--	--
Shortest Start	--	--	--
Longest Relief	4.0	at San Diego State	2/24/18
Hits	4	No. 4 Kentucky	3/16/18
Runs	3	2x (vs. Oregon St.)	6/27/18
Earned Runs	3	2x (vs. Oregon St.)	6/27/18
Walks	3	vs. Auburn	5/25/17
Strikeouts	6	vs. Auburn	5/25/17

CRONIN'S CAREER APPEARANCES

Matt Cronin 2019 Game-By-Game (Junior)

Matt Cronin 2019 Game-By-Game (Junior)							
(20 Appearances, 0 Starts)							
Date	Opponent	IP	H	R-ER	BB	K	Result
2/17/19	Eastern Illinois	1.2	1	0-0	1	1	W, 1-0
2/21/19	at USC	1.1	0	0-0	0	4	S, 1
2/22/19	at USC	1.0	0	0-0	0	1	S, 2
3/1/19	Stony Brook	1.0	2	0-0	1	3	S, 3
3/8/19	Louisiana Tech	1.0	0	0-0	1	1	S, 4
3/12/19	Western Illinois	1.0	0	0-0	1	2	ND
3/15/19	Missouri	1.0	0	0-0	1	3	S, 5
3/16/19	Missouri	1.0	0	0-0	0	1	S, 6
3/24/19	at Alabama	1.0	0	0-0	0	2	ND
3/26/19	at Missouri St.	1.0	0	0-0	0	0	ND
3/29/19	#21 Ole Miss	1.2	1	1-1	1	3	S, 7
4/5/19	at #15 Auburn	1.2	1	0-0	2	3	ND
4/14/19	at #6 Vanderbilt	1.2	2	2-2	2	1	ND
4/18/19	#2 Mississippi St.	1.1	1	1-1	1	3	S, 8
4/24/19	Northwestern St.	0.1	1	1-1	0	1	ND
4/26/19	#18 Tennessee	1.0	0	0-0	0	2	S, 9
4/28/19	#18 Tennessee	1.1	3	1-1	0	0	ND
5/3/19	at Kentucky	2.0	0	0-0	2	4	S, 10
5/10/19	#15 LSU	1.0	1	0-0	0	1	ND
5/16/19	at #17 Texas A&M	1.0	1	0-0	1	0	ND
TOTALS	20 G, 0 GS	24.0	14	6-6	14	36	1-0 (10 SV)

Matt Cronin 2018 Game-By-Game (Sophomore)

Matt Cronin 2018 Game-By-Game (Sophomore)							
(25 Appearances, 0 Starts)							
Date	Opponent	IP	H	R-ER	BB	K	Result
2/18/18	Bucknell	1.0	1	0-0	0	1	W, 1-0
2/21/18	vs. Arizona	2.1	0	0-0	1	3	S, 1
2/24/18	at San Diego St.	4.0	0	0-0	0	5	W, 2-0
3/3/18	USC	2.2	2	2-2	2	2	ND
3/9/18	Kent State	1.0	0	0-0	0	1	ND
3/14/18	Texas	1.2	1	0-0	0	2	S, 2
3/16/18	#4 Kentucky	2.2	4	2-2	0	4	S, 3
3/23/18	at #2 Florida	2.0	1	0-0	0	4	S, 4
3/25/18	at #2 Florida	1.2	1	1-1	0	0	ND
3/29/18	at #4 Ole Miss	3.0	1	0-0	1	5	S, 5
3/31/18	at #4 Ole Miss	2.0	1	2-2	1	1	ND
4/6/18	#13 Auburn	2.2	0	0-0	0	1	S, 6

4/10/18	Grambling St.	1.0	0	0-0	0	1	S, 7
4/14/18	South Carolina	1.0	0	0-0	0	1	S, 8
4/14/18	South Carolina	2.0	1	0-0	0	1	S, 9
4/20/18	at Mississippi St.	2.0	1	3-3	3	5	L, 2-1
5/13/18	#20 Texas A&M	2.0	0	2-2	2	2	ND
5/17/18	at #13 Georgia	2.2	3	1-1	0	3	S, 10
5/25/18	vs. Florida	2.0	0	0-0	1	5	S, 11
6/3/18	Dallas Baptist	2.0	3	1-1	0	4	S, 12
6/11/18	#25 South Carolina	1.0	0	0-0	1	1	ND
6/20/18	vs. Texas Tech	1.1	2	2-2	1	2	ND
6/22/18	vs Florida	2.0	1	0-0	0	2	S, 13
6/26/18	vs. Oregon St.	1.0	0	0-0	0	2	S, 14
6/27/18	vs. Oregon St.	1.2	2	3-3	1	1	L, 2-2
TOTALS	25 G, 0 GS	50.1	25	19-19	14	59	2-2 (14 SV)

Matt Cronin 2017 Game-By-Game (Freshman)

Matt Cronin 2017 Game-By-Game (Freshman)							
(15 Appearances, 0 Starts)							
Date	Opponent	IP	H	R-ER	BB	K	Result
3/4/17	vs. Nebraska	1.0	0	0-0	0	2	ND
3/8/17	ULM	2.0	0	0-0	2	3	ND
3/15/17	Alcorn State	2.0	2	1-1	0	4	ND
3/22/17	New Orleans	0.0	0	1-1	1	0	ND
4/1/17	at Alabama	1.0	1	0-0	1	1	ND
4/5/17	Grand Canyon	1.0	0	0-0	0	2	ND
4/11/17	at Missouri State	1.2	1	0-0	1	2	W, 1-0
4/18/17	Memphis	1.1	2	0-0	0	2	W, 2-0
4/25/17	vs. Kansas State	3.0	2	0-0	1	5	ND
5/19/17	at #22 Texas A&M	0.1	0	0-0	0	0	ND
5/25/17	vs. Auburn	3.0	0	0-0	3	6	W, 3-0
5/28/17	vs. LSU	0.1	0	0-0	0	1	ND
6/2/17	Oral Roberts	0.1	0	0-0	0	1	ND
6/3/17	Missouri State	0.0	0	1-1	1	0	L, 3-1
6/4/17	Missouri State	1.0	0	1-1	2	2	ND
TOTALS	15 G, 0 GS	18.0	8	4-4	12	31	3-1

2019 TRENDS

- Has a 2.25 ERA in 24 innings with only six earned runs allowed and 10 saves.
- Six of his 10 saves have come against SEC opponents, which ties for the third most.
- Has pitched at least one inning in 47 of his last 48 outings dating back to 2017.
- Thrown at least 1.1 innings in six of last 10 appearances.
- Began the year on a 11-inning scoreless streak (Feb. 17-March 26), saving six games.
- Earned a save on consecutive days against Missouri (March 15-16). Second instance this year (USC).
- Just five hits allowed in his last 6.1 innings (5 outings)
- One run or less allowed in last seven outings.
- Earned fifth win of career in first appearance of 2019 (vs. Eastern Illinois).
- Fourth in SEC in saves (10).
- Fifth in SEC in games finished (16).
- Ranks 2nd on Arkansas career chart with 25 saves (33 - Philip Stidham - 1989-91).

Matt Cronin Career Stats

Year	ERA	W	L	App	GS	CG	SHO	CBO	SV	IP	H	R	ER	BB	SO	2B	3B	HR	BF	B/Avg	WP	HBP	BK	SFA	SHA	PO	A	E	FLD%
2017	2.00	3	1	15	0	0	0	2	1	18.0	8	4	4	12	31	1	0	1	76	.136	0	3	0	0	2	0	2	0	1.000
2018	3.54	2	2	25	0	0	0	3	14	48.1	25	19	19	14	59	6	0	3	183	.154	5	1	0	4	2	0	5	0	1.000
2019	2.25	1	0	20	0	0	0	2	10	24.0	14	6	6	14	35	0	1	4	98	.169	1	1	0	0	0	1	1	.500	
TOTAL	2.89	6	3	60	0	0	0	7	25	90.1	47	29	29	40	125	7	1	8	357	.155	6	5	0	4	4	0	8	1	.889

Matt Cronin Career SEC Stats

Year	ERA	W	L	App	GS	CG	SHO	CBO	SV	IP	H	R	ER	BB	SO	2B	3B	HR	BF	B/Avg	WP	HBP	BK	SFA	SHA	PO	A	E	FLD%
2017	0.00	0	0	2	0	0	0	0	0	1.1	1	0	0	1	1	0	0	0	6	.333	0	1	0	0	1	0	0	0	.000
2018	4.18	0	1	11	0	0	0	2	7	23.2	13	11	11	7	27	2	0	2	91	.157	2	0	0	0	1	0	2	0	1.000
2019	2.87	0	0	12	0	0	0	1	6	15.2	10	5	5	10	22	0	1	3	66	.182	1	1	0	0	0	0	1	0	1.000
TOTAL	3.54	0	1	25	0	0	0	3	13	40.2	24	16	16	18	50	2	1	5	163	.170	3	2	0	0	2	0	3	0	1.000

CAREER HIGHS

Category	High	Opponent (Last)	Date
Innings	5.2	at Auburn	4/21/17
Longest Start	--	--	--
Shortest Start	--	--	--
Longest Relief	5.2	at Auburn	4/21/17
Hits	7	at Auburn	4/21/17
Runs	5	at Auburn	4/21/17
Earned Runs	5	at Auburn	4/21/17
Walks	2	2x (at No. 6 Vanderbilt)	4/13/19
Strikeouts	5	at Auburn	4/21/17

DENTON'S CAREER APPEARANCES

Marshall Denton 2019 Game-By-Game (R-Sophomore)
(22 Appearances, 3 Starts)

Date	Opponent	IP	H	R-ER	BB	K	Result
2/16/19	Eastern Illinois-1	1.0	1	0-0	0	1	ND
2/16/19	Eastern Illinois-2	1.0	1	0-0	0	0	ND
2/23/19	at USC	0.0	1	1-1	0	0	L, 0-1
3/2/19	Stony Brook	1.0	1	0-0	0	1	ND
3/9/19	Louisiana Tech	0.2	0	0-0	0	1	ND
3/13/19	Western Illinois*	3.0	2	0-0	0	3	W, 1-1
3/20/19	at #9 Texas*	2.0	1	0-0	1	1	ND
3/22/19	at Alabama	0.1	1	0-0	0	0	ND
3/26/19	at Missouri St.	0.2	3	1-1	0	1	ND
3/31/19	#21 Ole Miss	1.0	0	0-0	0	1	ND
4/2/19	Little Rock	2.0	4	4-2	0	2	ND
4/9/19	Oral Roberts*	2.0	3	3-3	0	2	ND
4/13/19	at #6 Vanderbilt	1.0	0	0-0	0	2	ND
4/14/19	at #6 Vanderbilt	0.2	0	0-0	0	2	S, 1
4/16/19	Ark.- Pine Bluff	0.2	1	0-0	1	1	ND
4/19/19	#2 Mississippi St.	1.0	0	0-0	0	1	ND
4/24/19	Northwestern St.*	3.0	5	4-4	0	3	ND
4/28/19	#18 Tennessee	0.2	1	1-1	0	0	ND
4/30/19	Grambling St.	2.0	1	0-0	0	4	W, 2-1
5/5/19	at Kentucky	0.2	0	0-0	0	1	ND
5/11/19	#15 LSU	1.0	0	0-0	0	2	ND
5/17/19	at #17 Texas A&M	2.0	1	0-0	1	2	ND
TOTALS	22 G, 3 GS	27.1	27	14-12	3	31	2-1 (1 SV)

Marshall Denton 2017 Game-By-Game (Freshman)
(7 Appearances, 0 Starts)

Date	Opponent	IP	H	R-ER	BB	K	Result
2/25/17	Bryant	0.1	0	0-0	0	0	ND
3/4/17	vs. Nebraska	0.1	0	0-0	1	0	ND
3/7/17	ULM	1.0	2	0-0	0	2	ND
3/16/17	Alcorn State	1.0	0	0-0	0	1	ND
4/4/17	Grand Canyon	1.0	0	0-0	0	1	ND
4/18/17	Memphis	1.0	0	0-0	0	1	ND
4/21/17	at Auburn	5.2	7	5-5	2	5	ND
4/25/17	vs. Kansas State	0.0	1	1-1	0	0	ND
TOTALS	8 G, 0 GS	10.1	10	6-6	3	10	0-0

2019 TRENDS

- Has at least one strikeout in 13 of last 14 outings.
- Struck out a season-high four batters in two innings of work against Grambling State (April 30).
- Picked up second win of career in two relief innings vs. Grambling State (April 30).
- Earned first career save after retiring final two batters against No. 6 Vanderbilt (April 14), both on strikeouts.
- Has a 2.60 ERA in 17 relief appearances with only five earned runs allowed in 16.2 innings.
- Has given up just one run in last nine relief appearances.
- Only two walks allowed in last 15 appearances and three walks for entire season.

Marshall Denton Career Stats

Year	ERA	W	L	App	GS	CG	SHO	CBO	SV	IP	H	R	ER	BB	SO	2B	3B	HR	BF	B/Avg	WP	HBP	BK	SFA	SHA	PO	A	E	FLD%
2017	5.23	0	0	8	0	0	0	0	0	10.1	10	6	6	3	10	3	0	3	45	.244	0	1	0	0	0	0	2	0	1.000
2019	3.95	2	0	22	4	0	0	0	1	27.1	27	14	12	3	30	5	1	3	115	.252	2	2	1	1	2	2	2	0	1.000
TOTAL	4.30	2	0	30	4	0	0	0	1	37.2	37	20	18	6	40	8	1	6	160	.250	2	3	1	1	2	2	4	0	1.000

Marshall Denton Career SEC Stats

Year	ERA	W	L	App	GS	CG	SHO	CBO	SV	IP	H	R	ER	BB	SO	2B	3B	HR	BF	B/Avg	WP	HBP	BK	SFA	SHA	PO	A	E	FLD%
2017	7.94	0	0	1	0	0	0	0	0	5.2	7	5	5	2	5	3	0	2	26	.292	0	0	0	0	0	0	0	0	.000
2019	1.08	0	0	9	0	0	0	0	1	8.1	3	1	1	1	11	2	0	0	29	.115	1	0	0	0	2	1	0	0	1.000
TOTAL	3.86	0	0	10	0	0	0	0	1	14.0	10	6	6	3	16	5	0	2	55	.200	1	0	0	0	2	1	0	0	1.000



#45 KEVIN KOPPS • R-JR • RHP • 6-0 • 195

CAREER HIGHS

Category	High	Opponent (Last)	Date
Innings	5.2	Georgia	4/15/17
Longest Start	3.1	2x (Bryant)	2/26/17
Shortest Start	2.0	2x (Missouri St.)	6/4/17
Longest Relief	5.2	Georgia	4/15/17
Hits	5	2x (Georgia)	4/15/17
Runs	3	4x (No. 21 Ole Miss)	3/31/19
Earned Runs	3	3x (No. 21 Ole Miss)	3/31/19
Walks	3	2x (at Missouri)	3/26/17
Strikeouts	5	Miami (Ohio)	2/19/17

KOPPS' CAREER APPEARANCES

Kevin Kopps 2019 Game-By-Game (R-Sophomore)
(25 Appearances, 0 Starts)

Date	Opponent	IP	H	R-ER	BB	K	Result
2/22/19	at USC	2.2	3	0-0	0	0	ND
3/1/19	Stony Brook	1.0	1	1-1	0	2	ND
3/6/19	Charlotte	1.0	0	0-0	1	2	ND
3/8/19	Louisiana Tech	2.0	0	0-0	0	3	W, 1-0
3/10/19	Louisiana Tech	1.0	1	0-0	1	1	ND
3/12/19	Western Illinois	1.0	0	0-0	1	2	ND
3/16/19	Missouri	0.1	1	0-0	0	0	ND
3/17/19	Missouri	1.2	1	0-0	1	1	ND
3/24/19	at Alabama	1.1	0	0-0	0	4	ND
3/26/19	at Missouri St.	1.0	1	0-0	0	2	ND
3/30/19	#21 Ole Miss	1.0	2	1-1	0	0	L, 1-1
3/31/19	#21 Ole Miss	0.2	2	3-3	1	1	L, 1-2
4/5/19	at #15 Auburn-1	0.2	2	2-2	0	1	L, 1-3
4/5/19	at #15 Auburn-2	1.1	0	0-0	0	2	W, 2-3
4/9/19	Oral Roberts	2.0	2	0-0	0	2	ND
4/12/19	at #6 Vanderbilt	0.1	0	0-0	0	1	ND
4/14/19	at #6 Vanderbilt	1.0	0	0-0	0	1	ND
4/19/19	at #2 Mississippi St.	3.0	0	0-0	1	3	W, 3-3
4/23/19	Northwestern St.	1.0	3	1-1	0	1	ND
4/26/19	#18 Tennessee	2.0	4	2-2	0	3	W, 4-3
5/3/19	at Kentucky	0.0	1	1-1	2	0	ND
5/5/19	at Kentucky	1.0	0	0-0	0	2	ND
5/10/19	#15 LSU	4.0	1	0-0	1	4	W, 5-3
5/16/19	at #17 Texas A&M	1.1	3	1-1	0	0	ND
5/18/19	at #17 Texas A&M	1.0	0	0-0	0	2	ND
TOTALS	25 G, 0 GS	33.1	28	12-12	9	40	5-3

Kevin Kopps 2017 Game-By-Game (R-Freshman)
(22 Appearances, 5 Starts)

Date	Opponent	IP	H	R-ER	BB	K	Result
2/19/17	Miami (Ohio)*	3.1	2	1-1	2	5	W, 1-0
2/26/17	Bryant*	3.1	4	2-2	2	2	ND
3/3/17	vs. Arizona	0.2	0	0-0	0	0	ND
3/5/17	vs. Oklahoma St.	2.1	1	0-0	1	1	ND
3/12/17	Rhode Island	3.0	1	0-0	3	3	ND
3/17/17	Mississippi St.	0.2	1	0-0	0	1	ND

3/22/17	New Orleans	1.0	0	0-0	0	1	S, 1
3/26/17	at Missouri	3.2	2	2-2	3	4	ND
4/1/17	at Alabama	3.0	5	3-3	0	4	ND
4/8/17	LSU	0.2	2	3-3	1	0	ND
4/11/17	at Missouri St.	1.0	2	1-1	0	1	W, 2-0
4/15/17	Georgia	5.2	5	0-0	2	3	ND
4/23/17	at Auburn	1.0	3	1-1	2	0	ND
4/25/17	vs. Kansas St.*	2.0	1	1-1	0	1	ND
4/28/17	Ole Miss-1	2.2	2	0-0	1	2	ND
5/4/17	at Tennessee	2.2	2	0-0	0	2	ND
5/12/17	Vanderbilt	2.0	1	0-0	0	2	W, 3-0
5/20/17	at Texas A&M	3.0	2	0-0	1	4	S, 2
5/25/17	vs. Mississippi St.	1.0	1	1-1	0	0	ND
5/28/17	vs. LSU*	3.0	3	3-1	0	1	L, 3-1
6/2/17	Oral Roberts	1.1	2	0-0	0	1	ND
6/4/17	Missouri St.*	2.0	4	2-2	0	2	ND
TOTALS	22 G, 5 GS	49.0	46	20-18	18	40	3-1 (2 SV)

2019 TRENDS

- Five runs allowed in last 18.0 IP (12 games).
- Has thrown 2.0 IP or more six times in 2019.
- Totaled 16 scoreless outings this season.
- Four walks in last 18.2 innings (13 games).
- At least one strikeout in 15 of last 18 outings.
- Three wins in his last seven outings.
- Picked up fifth win of the year on a season-high four innings against No. 15 LSU.
- Has not lost a decision out of the bullpen since April 5 (at #15 Auburn).
- Team leader in appearances (25 appearances).
- Has only given up one home run in 45.2 innings in conference play.

Kevin Kopps Career Stats

Year	ERA	W	L	App	GS	CG	SHO	CBO	SV	IP	H	R	ER	BB	SO	2B	3B	HR	BF	B/Avg	WP	HBP	BK	SFA	SHA	PO	A	E	FLD%
2016	REDSHIRT SEASON																												
2017	3.31	3	1	22	5	0	0	2	2	49.0	46	20	18	18	40	7	0	3	203	.254	5	3	0	0	1	4	7	1	.917
2018	INJURED																												
2019	3.24	5	3	25	0	0	0	2	0	33.1	28	12	12	9	40	9	0	1	138	.226	2	3	0	0	2	2	4	0	1.000
TOTAL	3.28	8	4	47	5	0	0	4	2	82.1	74	32	30	27	80	16	0	4	341	.243	7	6	0	0	3	6	11	1	.944

Kevin Kopps Career SEC Stats

Year	ERA	W	L	App	GS	CG	SHO	CBO	SV	IP	H	R	ER	BB	SO	2B	3B	HR	BF	B/Avg	WP	HBP	BK	SFA	SHA	PO	A	E	FLD%
2016	REDSHIRT SEASON																												
2017	3.24	2	0	10	0	0	0	1	1	25.0	25	9	9	10	22	4	0	1	104	.272	3	2	0	0	0	2	4	0	1.000
2018	INJURED																												
2019	4.35	4	3	16	0	0	0	0	0	20.2	17	10	10	6	25	8	0	0	86	.224	2	2	0	0	2	2	3	0	1.000
TOTAL	3.74	6	3	26	0	0	0	1	1	45.2	42	19	19	16	47	12	0	1	190	.250	5	4	0	0	2	4	7	0	1.000

A || PITCHERS

#35 JACOB KOSTYSHOCK • JR • RHP • 6-4 • 175

CAREER HIGHS

Category	High	Opponent (Last)	Date
Innings	5.0	Eastern Illinois	2/17/19
Longest Start	5.0	Eastern Illinois	2/17/19
Shortest Start	5.0	Eastern Illinois	2/17/19
Longest Relief	3.2	2x (at USC)	2/23/19
Hits	7	at No. 2 Florida	3/24/18
Runs	7	at No. 2 Florida	3/24/18
Earned Runs	5	at No. 2 Florida	3/24/18
Walks	3	vs. Nebraska	3/4/17
Strikeouts	3	4x (No. 18 Tennessee)	4/26/19

KOSTYSHOCK'S CAREER APPEARANCES

Jacob Kostyshock 2019 Game-By-Game (Junior)
(17 Appearances, 1 Start)

Date	Opponent	IP	H	R-ER	BB	K	Result
2/17/19	Eastern Illinois*	5.0	3	0-0	2	3	ND
2/23/19	at USC	3.2	3	1-1	0	3	ND
3/1/19	Stony Brook	2.0	1	0-0	0	2	S, 1
3/9/19	Louisiana Tech	1.1	2	3-1	0	2	L, 0-1
3/12/19	Western Illinois	1.0	0	0-0	0	1	ND
3/15/19	Missouri	1.0	0	0-0	1	1	ND
3/17/19	Missouri	2.1	1	2-2	0	3	W, 1-1
3/24/19	at Alabama	1.2	2	0-0	2	1	ND
3/29/19	#21 Ole Miss	0.1	1	0-0	1	0	ND
4/20/19	#2 Mississippi St.	0.2	1	2-2	2	0	ND
4/23/19	Northwestern St.	1.0	0	0-0	1	0	ND
4/26/19	#18 Tennessee	1.1	2	0-0	0	3	ND
4/27/19	#18 Tennessee	0.1	0	0-0	0	0	ND
5/5/19	at Kentucky	1.2	0	0-0	0	2	ND
5/10/19	#15 LSU	0.2	0	0-0	0	1	ND
5/11/19	#15 LSU	0.2	2	1-1	0	1	L, 1-2
5/16/19	at #17 Texas A&M	0.2	1	0-0	0	1	ND
TOTALS	17 G, 1 GS	25.1	19	9-7	8	23	1-2 (1 SV)

Jacob Kostyshock 2018 Game-By-Game (Sophomore)
(9 Appearances, 0 Starts)

Date	Opponent	IP	H	R-ER	BB	K	Result
2/17/18	Bucknell	1.0	0	0-0	0	2	ND
2/25/18	at San Diego	3.0	3	0-0	0	3	ND
3/9/18	Kent State - 1	1.0	1	0-0	1	1	ND
3/9/18	Kent State - 2	0.1	1	0-0	0	0	ND
3/13/18	Texas	3.0	4	2-2	2	1	S, 1
3/21/18	at Charlotte	1.0	2	1-1	0	0	ND
3/24/18	at No. 2 Florida	3.2	7	7-5	2	2	ND
3/31/18	at No. 4 Ole Miss	0.1	1	2-2	1	0	ND
4/29/18	Alabama	0.2	0	0-0	2	1	ND
TOTALS	9 G, 0 GS	14.0	19	12-10	8	10	0-0 (1 SV)

Jacob Kostyshock 2017 Game-By-Game (Freshman)
(6 Appearances, 0 Starts)

Date	Opponent	IP	H	R-ER	BB	K	Result
3/4/17	vs. Nebraska	0.2	2	3-3	3	2	ND
3/8/17	ULM	2.0	0	0-0	0	2	ND
3/15/17	Alcorn State	1.0	0	0-0	0	0	ND
4/4/17	Grand Canyon	0.2	3	1-1	0	1	ND
4/13/17	Georgia	0.0	0	0-0	2	0	ND
4/25/17	vs. Kansas State	1.0	1	0-0	1	1	W, 1-0
TOTALS	6 G, 0 GS	5.2	6	4-4	6	6	1-0

2019 TRENDS

- Made first career start in week one against Eastern Illinois (Feb. 17); Career-high five innings pitched.
- Earned his second save of career after pitching the final two innings in a 4-3 win over Stony Brook (March 1).
- Has only given up three earned runs in last 9.2 innings.
- Matched a career-best three strikeouts three times this season (vs. EIU, USC, Tennessee).
- Has struck out at least one in 14 of 17 appearances
- Matched his career-long in relief with 3.2 innings at USC (Feb. 23).

Jacob Kostyshock Career Stats

Year	ERA	W	L	App	GS	CG	SHO	CBO	SV	IP	H	R	ER	BB	SO	2B	3B	HR	BF	B/Avg	WP	HBP	BK	SFA	SHA	PO	A	E	FLD%
2017	6.75	1	0	6	0	0	0	0	0	5.1	6	4	4	6	6	0	0	0	30	.286	1	2	0	0	1	1	1	0	1.000
2018	6.43	0	0	9	0	0	0	0	1	14.0	19	12	10	8	10	3	0	1	66	.333	2	1	0	0	0	2	2	0	1.000
2019	2.49	1	2	17	1	0	0	2	1	25.1	19	9	7	9	24	3	0	2	106	.202	2	2	0	1	0	3	3	1	.857
TOTAL	4.23	2	2	32	1	0	0	2	2	44.2	44	25	21	23	40	6	0	3	202	.256	5	5	0	1	1	6	6	1	.923

Jacob Kostyshock Career SEC Stats

Year	ERA	W	L	App	GS	CG	SHO	CBO	SV	IP	H	R	ER	BB	SO	2B	3B	HR	BF	B/Avg	WP	HBP	BK	SFA	SHA	PO	A	E	FLD%
2017	0.00	0	0	1	0	0	0	0	0	0.0	0	0	0	2	0	0	0	0	2	.000	0	0	0	0	0	0	0	0	.000
2018	13.50	0	0	3	0	0	0	0	0	4.2	8	9	7	5	3	2	0	0	27	.381	1	1	0	0	0	1	2	0	1.000
2019	3.97	1	1	11	0	0	0	1	0	11.1	10	5	5	6	13	2	0	2	51	.227	2	1	0	0	0	1	0	0	1.000
TOTAL	6.75	1	1	15	0	0	0	1	0	16.0	18	14	12	13	16	4	0	2	80	.277	3	2	0	0	0	2	2	0	1.000



#28 KOLE RAMAGE • SO • RHP • 6-1 • 195

CAREER HIGHS

Category	High	Opponent (Last)	Date
Innings	5.0	Northwestern St.	4/23/19
Longest Start	5.0	Northwestern St.	4/23/19
Shortest Start	1.2	No. 4 Kentucky	3/17/18
Longest Relief	4.2	at No. 15 Auburn	4/5/19
Hits	7	at No. 6 Vanderbilt	4/13/19
Runs	7	at No. 6 Vanderbilt	4/13/19
Earned Runs	7	at No. 6 Vanderbilt	4/13/19
Walks	5	at No. 15 Auburn	4/5/19
Strikeouts	7	Grambling State	4/30/19

RAMAGE'S CAREER APPEARANCES

Kole Ramage 2019 Game-By-Game (Sophomore)
(21 Appearances, 2 Starts)

Date	Opponent	IP	H	R-ER	BB	K	Result
2/16/19	Eastern Illinois	2.1	4	1-0	2	4	W, 1-0
2/21/19	at USC	3.1	2	0-0	0	2	W, 2-0
3/1/19	Stony Brook	3.2	2	0-0	1	4	W, 3-0
3/6/19	Charlotte	1.0	0	0-0	0	1	ND
3/9/19	Louisiana Tech	0.2	3	2-0	0	0	ND
3/12/19	Western Illinois	1.0	0	0-0	0	1	ND
3/16/19	Missouri	3.0	2	2-2	0	1	W, 4-0
3/20/19	at #9 Texas	3.0	0	0-0	0	3	W, 5-0
3/23/19	at Alabama	3.1	3	3-3	0	1	ND
3/28/19	at Missouri St.	2.0	1	0-0	2	2	ND
3/29/19	#21 Ole Miss	3.1	3	1-1	0	2	ND
4/2/19	Little Rock	0.2	3	4-4	1	1	L, 5-1
4/5/19	at #15 Auburn	4.2	3	2-0	5	3	ND
4/9/19	Oral Roberts	1.0	3	3-2	0	0	W, 6-1
4/13/19	at #6 Vanderbilt	3.0	7	7-7	2	3	ND
4/19/19	#2 Mississippi St.	1.0	2	3-3	1	1	ND
4/23/19	Northwestern St.*	5.0	5	1-1	1	5	W, 7-1
4/27/19	#18 Tennessee	2.0	2	1-1	1	3	ND
4/30/19	Grambling St.*	4.0	5	3-2	4	7	ND
5/9/19	#15 LSU	2.0	3	2-2	0	1	ND
5/17/19	at #17 Texas A&M	4.1	3	2-2	2	5	ND
TOTALS	21 G, 1 GS	54.1	56	37-30	22	46	7-1

Kole Ramage 2018 Game-By-Game (Freshman)
(21 Appearances, 2 Starts)

Date	Opponent	IP	H	R-ER	BB	K	Result
2/16/18	Bucknell	2.0	1	0-0	0	4	ND
2/25/18	at San Diego	1.0	3	3-2	1	0	ND
3/1/18	Dayton	2.0	2	0-0	0	3	ND
3/9/18	Kent State	2.0	2	1-1	0	4	ND
3/11/18	Kent State	0.0	1	1-0	1	0	ND
3/14/18	Texas	2.2	2	0-0	2	3	ND
3/17/18	No. 4 Kentucky*	1.2	2	4-1	1	2	ND
3/21/18	at Charlotte	1.0	2	1-1	0	1	L, 0-1
3/30/18	at No. 4 Ole Miss	3.2	0	0-0	0	5	ND
4/3/18	ULM	1.1	1	5-1	2	1	ND
4/10/18	Grambling St.	2.2	3	4-0	1	5	ND
4/12/18	South Carolina	0.1	1	0-0	0	1	ND
4/17/18	Missouri St.	1.2	0	0-0	0	2	W, 1-1
4/21/18	at Mississippi St.	0.1	1	0-0	0	1	ND

Kole Ramage Career Stats

Year	ERA	W	L	App	GS	CG	SHO	CBO	SV	IP	H	R	ER	BB	SO	2B	3B	HR	BF	B/Avg	WP	HBP	BK	SFA	SHA	PO	A	E	FLD%
2018	4.00	1	1	21	2	0	0	1	0	36.0	36	30	16	16	50	5	0	3	164	.261	8	2	0	2	6	4	8	0	1.000
2019	4.97	7	1	21	2	0	0	1	0	54.1	56	37	30	22	50	6	0	8	243	.263	6	4	0	2	2	4	11	1	.938
TOTAL	4.58	8	2	42	4	0	0	2	0	90.1	92	67	46	38	100	11	0	11	407	.262	14	6	0	4	8	8	19	1	.964

Kole Ramage Career SEC Stats

Year	ERA	W	L	App	GS	CG	SHO	CBO	SV	IP	H	R	ER	BB	SO	2B	3B	HR	BF	B/Avg	WP	HBP	BK	SFA	SHA	PO	A	E	FLD%
2018	3.97	0	0	6	2	0	0	0	0	11.1	10	9	5	4	16	3	0	1	51	.227	4	1	0	1	1	3	1	0	1.000
2019	7.09	1	0	9	0	0	0	0	0	26.2	28	23	21	11	20	4	0	6	122	.269	3	3	0	2	2	1	7	0	1.000
TOTAL	6.16	1	0	15	2	0	0	0	0	38.0	38	32	26	15	36	7	0	7	173	.257	7	4	0	3	3	4	8	0	1.000

4/29/18	Alabama	0.2	0	3-2	2	2	ND
5/19/18	at #13 Georgia*	4.2	6	2-2	1	5	ND
5/23/18	vs. South Carolina	2.2	5	2-2	2	3	ND
6/10/18	#25 South Carolina	1.0	1	1-1	0	2	ND
6/17/18	vs. Texas	1.0	2	2-2	2	3	ND
6/27/18	vs. Oregon St.	1.2	1	0-0	0	1	ND
6/28/18	vs. Oregon St.	2.0	1	1-1	1	2	ND
TOTALS	21 G, 2 GS	33.1	33	24-14	14	46	1-1

2019 TRENDS

- Pitched 2.0 or more innings in 11 of last 14 appearances.
- Thrown 2.0+ innings in eight of nine conference outings.
- Second on team in wins (7); Most recent win came vs. NW State (April 23).
- Has thrown 3.0 innings or more in five of seven victories.
- Did not give up an earned run in his first 12 innings of the season; Walked only three during that same stretch.
- Tied a career-long 4.2 innings of relief at No. 15 Auburn (April 5), his longest relief appearance of his career.
- Walked a career-high five at No. 15 Auburn (April 5); Never walked more than two in an outing before April 5 - 33-straight appearances
- Went a career-long five innings in his first start of the year vs. NW State (April 23), giving up only one run and striking out a season high five batters.
- Struck out a career-high seven in a four-inning start against Grambling St. (April 30).

#57 CODY SCROGGINS • R-JR • RHP • 6-0 • 195

CAREER HIGHS

Category	High	Opponent (Last)	Date
Innings	6.0	Louisiana Tech	3/10/19
Longest Start	6.0	Louisiana Tech	3/10/19
Shortest Start	2.0	at No. 6 Vanderbilt	4/14/19
Longest Relief	2.1	South Carolina	6/10/18
Hits	6	at No. 6 Vanderbilt	4/14/19
Runs	6	at No. 6 Vanderbilt	4/14/19
Earned Runs	6	at No. 6 Vanderbilt	4/14/19
Walks	5	No. 21 Ole Miss	3/31/19
Strikeouts	11	Louisiana Tech	3/10/19

SCROGGINS' CAREER APPEARANCES

Cody Scroggins 2019 Game-By-Game (R-Junior)

(13 Appearances, 6 Starts)

Date	Opponent	IP	H	R-ER	BB	K	Result
2/16/19	Eastern Illinois	1.0	2	1-1	1	2	ND
2/21/19	at USC*	3.2	1	3-3	2	8	ND
3/1/19	Stony Brook*	3.1	5	3-3	1	5	ND
3/10/19	Louisiana Tech*	6.0	2	0-0	1	11	W, 1-0
3/17/19	Missouri*	5.0	3	0-0	2	7	ND
3/24/19	at Alabama*	5.0	3	2-1	3	3	W, 2-0
3/31/19	#21 Ole Miss	4.0	5	2-2	5	2	ND
4/5/19	at #15 Auburn	2.2	2	1-1	2	2	ND
4/6/19	at #15 Auburn	1.0	1	0-0	0	1	ND
4/14/19	at #6 Vanderbilt	2.0	6	6-6	4	1	ND
5/5/19	at Kentucky	1.1	0	0-0	1	4	ND
5/11/19	#15 LSU	2.0	1	2-2	3	1	ND
5/18/19	at #17 Texas A&M	1.2	3	3-1	0	1	ND
TOTALS	13 G, 6 GS	32.2	32	23-20	24	37	2-0

Cody Scroggins 2018 Game-By-Game (R-Sophomore)

(16 Appearances, 0 Starts)

Date	Opponent	IP	H	R-ER	BB	K	Result
2/17/18	Bucknell	1.0	0	0-0	0	2	ND
2/21/18	vs. Arizona	0.2	1	0-0	2	2	ND
3/3/18	USC	1.0	0	0-0	0	0	ND
3/9/18	Kent State	0.0	0	1-1	1	0	ND
3/21/18	at Charlotte	0.1	0	1-0	1	1	ND
4/4/18	ULM	2.0	0	0-0	1	2	ND
4/12/18	South Carolina	1.0	0	0-0	0	1	ND
4/21/18	at Mississippi St.	0.2	0	1-1	1	0	ND
4/28/18	Alabama	0.2	1	1-1	1	2	ND
5/6/18	at LSU	1.0	2	1-1	0	1	ND
5/13/18	#20 Texas A&M	0.1	1	1-1	0	1	ND
5/18/18	at #13 Georgia	1.0	2	2-2	2	2	ND
6/1/18	Oral Roberts	1.0	2	0-0	1	1	ND
6/10/18	#25 South Carolina	2.1	1	0-0	2	2	ND
6/17/18	vs. Texas	1.0	1	1-1	2	1	ND
6/28/18	vs. Oregon St.	1.2	1	0-0	0	1	ND
TOTALS	16 G, 0 GS	13.1	11	9-8	12	17	0-0

Cody Scroggins 2017 Game-By-Game (Sophomore)

(3 Appearances, 0 Starts)

Date	Opponent	IP	H	R-ER	BB	K	Result
2/18/17	Miami (Ohio)	1.0	1	0-0	0	1	ND
2/24/17	Bryant	0.0	1	1-1	1	0	ND
3/1/17	at Louisiana Tech	1.1	1	0-0	0	0	ND
TOTALS	3 G, 0 GS	2.1	3	1-1	1	1	0-0

Cody Scroggins 2016 Game-By-Game (Freshman)

(4 Appearances, 0 Starts)

Date	Opponent	IP	H	R-ER	BB	K	Result
4/3/16	Missouri	1.0	0	0-0	0	0	ND
4/8/16	at #14 Ole Miss	1.0	0	0-0	1	1	ND
4/15/16	#2 Florida	1.0	1	1-1	1	0	ND
5/8/16	at #13 LSU	0.1	2	1-1	0	0	ND
TOTALS	4 G, 0 GS	3.1	3	2-2	2	1	0-0

2019 TRENDS

- Has thrown 4+ IP in four of seven starts.
- Has struck out at least one in 21-consecutive appearances dating back to April 28, 2018.
- Made his first career start at USC (Feb. 21) ... Struck out 8 over 3.2 innings.
- Struck out a career-high 11 in third start of year vs. La. Tech (March 10).
- Originally came to Arkansas as an INF in 2016, but became a RHP full-time in 2017 before needing Tommy John early in the 2017 season.

Cody Scroggins Career Stats

Year	ERA	W	L	App	GS	CG	SHO	CBO	SV	IP	H	R	ER	BB	SO	2B	3B	HR	BF	B/Avg	WP	HBP	BK	SFA	SHA	PO	A	E	FLD%
2016	5.40	0	0	4	0	0	0	0	0	3.1	3	2	2	2	1	0	0	0	14	.273	2	1	0	0	0	15	23	2	.950
2017	3.86	0	0	3	0	0	0	0	0	2.1	3	1	1	1	1	0	1	0	13	.273	1	1	0	0	0	0	0	1	.000
2018	4.60	0	0	16	0	0	0	2	0	15.2	12	9	8	12	18	2	0	1	74	.211	3	2	0	1	2	0	4	0	1.000
2019	4.66	2	0	13	7	0	0	2	0	38.2	34	23	20	25	48	6	0	3	183	.231	5	6	1	4	1	1	1	1	.667
TOTAL	4.65	2	0	36	7	0	0	4	0	60.0	52	35	31	40	68	8	1	4	284	.230	11	10	1	5	3	16	28	4	.917

Cody Scroggins Career SEC Stats

Year	ERA	W	L	App	GS	CG	SHO	CBO	SV	IP	H	R	ER	BB	SO	2B	3B	HR	BF	B/Avg	WP	HBP	BK	SFA	SHA	PO	A	E	FLD%
2016	5.40	0	0	4	0	0	0	0	0	3.1	3	2	2	2	1	0	0	0	14	.273	2	1	0	0	0	5	11	2	.889
2018	11.57	0	0	6	0	0	0	0	0	4.2	6	6	6	2	6	0	0	1	24	.300	2	1	0	0	1	0	1	0	1.000
2019	4.74	1	0	9	4	0	0	1	0	24.2	24	16	13	20	22	5	0	2	123	.250	5	3	0	3	1	1	0	1	.500
TOTAL	5.79	1	0	19	4	0	0	1	0	32.2	33	24	21	24	29	5	0	3	161	.260	9	5	0	3	2	6	12	3	.857

#88 ZEBULON VERMILLION • SO • RHP • 6-4 • 208

CAREER HIGHS

Category	High	Opponent (Last)	Date
Innings	3.0	2x (at No. 15 Auburn)	4/6/19
Longest Start	--	--	--
Shortest Start	--	--	--
Longest Relief	3.0	2x (at No. 15 Auburn)	4/6/19
Hits	4	No. 21 Ole Miss	3/31/19
Runs	3	No. 21 Ole Miss	3/31/19
Earned Runs	3	No. 21 Ole Miss	3/31/19
Walks	2	at No. 6 Vanderbilt	4/14/19
Strikeouts	4	at No. 2 Florida	3/24/19

VERMILLION'S CAREER APPEARANCES

Zebulon Vermillion 2019 Game-By-Game (Sophomore)
(18 Appearances, 0 Starts)

Date	Opponent	IP	H	R-ER	BB	K	Result
2/16/19	Eastern Illinois	1.0	0	0-0	0	1	ND
2/17/19	Eastern Illinois	0.0	1	1-1	0	0	ND
2/21/19	at USC	0.2	1	0-0	0	0	ND
2/27/19	Memphis	2.0	1	0-0	0	1	W, 1-0
3/2/19	Stony Brook	2.0	1	0-0	1	2	W, 2-0
3/9/19	Louisiana Tech	0.2	1	0-0	1	1	ND
3/13/19	Western Illinois	1.2	0	0-0	0	2	ND
3/19/19	at #9 Texas	2.0	1	0-0	1	3	ND
3/23/19	at Alabama	1.0	2	0-0	1	0	ND
3/26/19	at Missouri St.	1.1	1	1-1	0	1	W, 3-0
3/31/19	#21 Ole Miss	1.1	4	3-3	1	1	ND
4/2/19	Little Rock	1.0	1	1-0	0	0	ND
4/5/19	at #15 Auburn	0.2	2	1-1	0	1	ND
4/6/19	at #15 Auburn	3.0	2	0-0	1	3	S, 1
4/14/19	at #6 Vanderbilt	0.2	1	1-1	2	1	W, 4-0
4/20/19	#2 Mississippi St.	0.2	1	0-0	1	1	ND
4/23/19	Northwestern St.	1.0	0	0-0	0	2	ND
5/18/19	at #17 Texas A&M	1.0	1	0-0	0	0	ND
TOTALS	18 G, 0 GS	21.2	21	8-7	9	20	4-0 (1 SV)

Zebulon Vermillion 2018 Game-By-Game (Freshman)
(7 Appearances, 0 Starts)

Date	Opponent	IP	H	R-ER	BB	K	Result
2/17/18	Bucknell	1.0	3	2-2	0	1	ND
2/28/18	Dayton	3.0	3	1-0	0	3	S, 1
3/9/18	Kent State-2	1.0	0	0-0	0	1	ND
3/17/18	Kentucky-1	1.0	2	1-1	0	2	ND
3/21/18	at Charlotte	0.2	0	0-0	0	0	ND
3/24/18	at No. 2 Florida	2.1	3	1-1	0	4	ND
4/21/18	at Mississippi St.	0.1	1	1-1	0	0	ND
TOTALS	7 G, 0 GS	9.1	12	6-5	0	11	0-0 (1 SV)

2019 TRENDS

- Earned first career win against Memphis (Feb. 17).
- Earned second career save, first of season at #15 Auburn (April 6) with career-high three innings pitched.
- Has throw 1.0 or more innings in nine of last 12 appearances.
- Given up two or less hits in 17 of 18 appearances this year.
- Only two earned runs allowed in last 8.0 innings
- At least one strikeout in seven of last nine outings

Zebulon Vermillion Career Stats

Year	ERA	W	L	App	GS	CG	SHO	CBO	SV	IP	H	R	ER	BB	SO	2B	3B	HR	BF	B/Avg	WP	HBP	BK	SFA	SHA	PO	A	E	FLD%
2018	4.82	0	0	7	0	0	0	0	1	9.1	12	6	5	0	11	1	0	0	40	.308	2	1	0	0	0	1	2	0	1.000
2019	2.91	4	0	18	0	0	0	1	1	21.2	21	8	7	8	21	6	0	1	97	.253	1	3	0	2	1	1	5	0	1.000
TOTAL	3.48	4	0	25	0	0	0	1	2	31.0	33	14	12	8	32	7	0	1	137	.270	3	4	0	2	1	2	7	0	1.000

Zebulon Vermillion Career SEC Stats

Year	ERA	W	L	App	GS	CG	SHO	CBO	SV	IP	H	R	ER	BB	SO	2B	3B	HR	BF	B/Avg	WP	HBP	BK	SFA	SHA	PO	A	E	FLD%
2018	7.36	0	0	3	0	0	0	0	0	3.2	6	3	3	0	6	1	0	0	16	.375	1	0	0	0	0	1	1	0	1.000
2019	5.40	1	0	7	0	0	0	1	1	8.1	13	5	5	5	8	2	0	1	42	.361	0	0	0	1	0	0	3	0	1.000
TOTAL	6.00	1	0	10	0	0	0	1	1	12.0	19	8	8	5	14	3	0	1	58	.365	1	0	0	1	0	1	4	0	1.000

A || PITCHERS

#39 EVAN TAYLOR • FR • LHP • 6-4 • 235

CAREER HIGHS

Category	High	Opponent (Last)	Date
Innings	2.0	Western Illinois	3/13/19
Longest Start	--	--	--
Shortest Start	--	--	--
Longest Relief	2.0	Western Illinois	3/13/19
Hits	2	at No. 9 Texas	3/20/19
Runs	3	at Alabama	3/22/19
Earned Runs	3	at Alabama	3/22/19
Walks	2	3x (No. 21 Ole Miss)	3/31/19
Strikeouts	4	Western Illinois	3/13/19

TAYLOR'S CAREER APPEARANCES

Evan Taylor 2019 Game-By-Game (Freshman)
(8 Appearances, 0 Starts)

Date	Opponent	IP	H	R-ER	BB	K	Result
2/27/19	Memphis	1.0	0	0-0	0	3	ND
3/2/19	Stony Brook	1.0	0	0-0	1	2	ND
3/9/19	Louisiana Tech	0.1	0	0-0	0	1	ND
3/10/19	Louisiana Tech	1.0	0	0-0	1	1	ND
3/13/19	Western Illinois	2.0	0	0-0	1	4	ND
3/20/19	at #9 Texas	1.0	2	2-2	2	1	ND
3/22/19	at Alabama	0.2	1	3-3	2	1	ND
3/31/19	#21 Ole Miss	0.0	0	0-0	2	0	ND
TOTALS	8 G, 0 GS	7.0	3	5-5	9	13	0-0

#21 JACOB BURTON • FR • RHP • 6-0 • 185

CAREER HIGHS

Category	High	Opponent (Last)	Date
Innings	2.0	Eastern Illinois	2/16/19
Longest Start	--	--	--
Shortest Start	--	--	--
Longest Relief	2.0	Eastern Illinois	2/16/19
Hits	3	Eastern Illinois	2/16/19
Runs	3	Eastern Illinois	2/16/19
Earned Runs	3	Eastern Illinois	2/16/19
Walks	1	6x (No. 15 LSU)	5/9/19
Strikeouts	1	7x (Grambling St.)	4/30/19

BURTON'S CAREER APPEARANCES

Jacob Burton 2019 Game-By-Game (Freshman)
(11 Appearances, 0 Starts)

Date	Opponent	IP	H	R-ER	BB	K	Result
2/16/19	Eastern Illinois	2.0	3	3-3	1	0	ND
2/27/19	Memphis	1.0	1	0-0	1	1	ND
3/2/19	Stony Brook	1.0	1	0-0	0	1	ND
3/6/19	Charlotte	1.0	1	0-0	0	1	ND
3/8/19	Louisiana Tech	0.1	1	1-1	0	1	ND
3/20/19	at #9 Texas	0.0	0	1-0	1	0	ND
4/2/19	Little Rock	0.0	1	1-0	0	0	ND
4/24/19	Northwestern St.	1.0	1	1-1	1	1	ND
4/27/19	#18 Tennessee	1.0	1	0-0	0	1	ND
4/30/19	Grambling St.	1.0	0	0-0	1	1	ND
5/9/19	#15 LSU	1.0	0	0-0	1	0	ND
TOTALS	11 G, 0 GS	9.1	10	7-5	6	7	0-0

#37 CADEN MONKE • FR • LHP • 6-3 • 160

CAREER HIGHS

Category	High	Opponent (Last)	Date
Innings	1.0	2x (Oral Roberts)	4/9/19
Longest Start	--	--	--
Shortest Start	--	--	--
Longest Relief	1.0	2x (Oral Roberts)	4/9/19
Hits	5	Stony Brook	3/1/19
Runs	3	2x (Stony Brook)	3/1/19
Earned Runs	3	2x (Stony Brook)	3/1/19
Walks	3	at No. 9 Texas	3/20/19
Strikeouts	3	Stony Brook	3/1/19

MONKE'S CAREER APPEARANCES

Caden Monke 2019 Game-By-Game (Freshman)
(6 Appearances, 0 Starts)

Date	Opponent	IP	H	R-ER	BB	K	Result
2/27/19	Memphis	1.0	0	0-0	0	3	ND
3/2/19	Stony Brook	0.0	1	4-4	2	0	ND
3/9/19	Louisiana Tech	0.0	1	2-2	0	0	ND
3/20/19	at #9 Texas	0.2	0	0-0	3	0	ND
4/9/19	Oral Roberts	1.0	1	0-0	0	1	ND
4/24/19	Northwestern St.	0.1	0	0-0	0	1	ND
TOTALS	6 G, 0 GS	3.0	3	6-6	5	5	0-0

#49 LIAM HENRY • FR • LHP • 6-2 • 180

CAREER HIGHS

Category	High	Opponent (Last)	Date
Innings	1.2	Little Rock	4/2/19
Longest Start	--	--	--
Shortest Start	--	--	--
Longest Relief	1.2	Little Rock	4/2/19
Hits	1	6x (Northwestern St.)	4/24/19
Runs	1	4x (Northwestern St.)	4/24/19
Earned Runs	1	4x (Northwestern St.)	4/24/19
Walks	2	3x (Ark.- Pine Bluff)	4/16/19
Strikeouts	2	2x (Ark.- Pine Bluff)	4/16/19

HENRY'S CAREER APPEARANCES

Liam Henry 2019 Game-By-Game (Freshman)
(9 Appearances, 0 Starts)

Date	Opponent	IP	H	R-ER	BB	K	Result
2/27/19	Memphis	1.0	1	1-1	0	0	ND
3/6/19	Charlotte	0.2	1	0-0	0	1	ND
3/13/19	Western Illinois	0.1	0	0-0	0	1	ND
3/20/19	at #9 Texas	1.0	1	1-1	0	1	ND
3/23/19	at Alabama	1.0	0	0-0	1	0	ND
4/2/19	Little Rock	1.2	1	1-1	2	0	ND
4/13/19	at #6 Vanderbilt	1.0	0	0-0	2	2	ND
4/16/19	Ark.- Pine Bluff	1.0	1	0-0	2	2	ND
4/24/19	Northwestern St.	0.2	1	1-1	1	0	L, 0-1
TOTALS	9 G, 0 GS	8.1	6	4-4	7	7	0-1

#20 ELIJAH TREST • FR • RHP • 6-3 • 205

#44 COLLIN TAYLOR • FR • RHP • 5-11 • 220

SEASON HIGHS

Category	High	Opponent (Last)	Date
Innings	3.0	at #6 Vanderbilt	4/13/19
Longest Start	--	--	--
Shortest Start	--	--	--
Longest Relief	3.0	at #6 Vanderbilt	4/13/19
Hits	2	3x (No. 15 LSU)	5/10/19
Runs	3	3x (No. 15 LSU)	5/10/19
Earned Runs	3	3x (No. 15 LSU)	5/10/19
Walks	3	Oral Roberts	4/9/19
Strikeouts	3	3x (Northwestern St.)	4/24/19

TREST'S CAREER APPEARANCES

Elijah Trest 2019 Game-By-Game (Freshman)
(14 Appearances, 0 Starts)

Date	Opponent	IP	H	R-ER	BB	K	Result
3/10/19	Louisiana Tech	1.0	0	0-0	0	3	ND
3/13/19	Western Illinois	1.0	2	1-1	0	0	ND
3/20/19	at #9 Texas	1.2	2	3-3	3	2	L, 0-1
3/22/19	at Alabama	1.0	0	0-0	0	0	ND
3/26/19	at Missouri St.	0.0	1	0-0	1	0	ND
3/31/19	#21 Ole Miss	1.2	1	0-0	1	1	ND
4/2/19	Little Rock	0.0	2	3-3	1	0	ND
4/9/19	Oral Roberts	2.0	0	0-0	3	1	ND
4/13/19	at #6 Vanderbilt	3.0	1	0-0	2	1	ND
4/16/19	Ark.- Pine Bluff	2.0	4	2-1	1	3	ND
4/24/19	Northwestern St.	2.0	1	3-3	2	3	ND
4/28/19	#18 Tennessee	1.0	0	0-0	0	1	W, 1-1
4/30/19	Grambling St.	0.2	0	0-0	0	2	ND
5/10/19	#15 LSU	0.0	2	3-3	0	0	ND
TOTALS	14 G, 0 GS	17.0	15	15-14	14	17	1-1

SEASON HIGHS

Category	High	Opponent (Last)	Date
Innings	1.2	Northwestern St.	4/24/19
Longest Start	--	--	--
Shortest Start	--	--	--
Longest Relief	1.2	Northwestern St.	4/24/19
Hits	1	4x (Northwestern St.)	4/24/19
Runs	2	Oral Roberts	4/9/19
Earned Runs	2	Oral Roberts	4/9/19
Walks	2	Ark.- Pine Bluff	4/16/19
Strikeouts	2	Grambling St.	4/30/19

TAYLOR'S CAREER APPEARANCES

Collin Taylor 2019 Game-By-Game (Freshman)
(7 Appearances, 0 Starts)

Date	Opponent	IP	H	R-ER	BB	K	Result
3/20/19	at #9 Texas	0.1	0	0-0	1	0	ND
3/23/19	at Alabama	1.0	1	1-1	1	0	ND
4/2/19	Little Rock	0.1	1	0-0	0	0	ND
4/9/19	Oral Roberts	1.0	1	2-2	1	1	ND
4/16/19	Ark.- Pine Bluff	1.0	0	0-0	2	0	ND
4/24/19	Northwestern St.	1.2	1	0-0	1	0	ND
4/30/19	Grambling St.	1.1	0	0-0	0	2	ND
TOTALS	7 G, 0 GS	6.2	4	3-3	6	3	0-0

#24 DOMINIC FLETCHER • JR • CF • 5-9 • 175

CAREER HIGHS

Category	High	Opponent (Last)	Date
Hits	4	2x (at No. 15 Auburn)	4/5/19
Runs	3	2x (vs. Florida)	5/27/17
Doubles	2	2x (No. 21 Ole Miss)	3/29/19
Triples	1	2x (at No. 13 Georgia)	5/17/18
Home Runs	1	32x (No. 15 LSU)	5/9/19
RBI	5	3x (Ark.- Pine Bluff)	4/16/19
Walks	3	at San Diego State	2/24/18
Stolen Bases	1	3x (Stony Brook)	3/1/19

SEASON HIGHS

Category	High	Opponent (Last)	Date
Hits	4	at No. 15 Auburn	4/5/19
Runs	2	11x (No. 15 LSU)	5/9/19
Doubles	2	2x (No. 21 Ole Miss)	3/29/19
Triples	--	--	--
Home Runs	1	10x (No. 15 LSU)	5/9/19
RBI	5	Ark.- Pine Bluff	4/16/19
Walks	2	3x (at No. 15 Auburn)	4/5/19
Stolen Bases	1	Stony Brook	3/1/19

Dominic Fletcher Career Stats

Year	Avg	GP	GS	AB	R	H	2B	3B	HR	RBI	BB	SB-ATT
2017	.291	59	56	220	44	64	7	1	12	37	17	1-2
2018	.288	69	67	267	43	77	16	1	10	49	20	1-4
2019	.320	55	55	225	47	72	22	0	10	52	22	1-2
TOTAL	.299	183	178	712	134	213	45	2	32	138	59	3-8

Dominic Fletcher SEC Stats

Year	Avg	GP	GS	AB	R	H	2B	3B	HR	RBI	BB	SB-ATT
2017	.284	28	27	102	15	29	0	0	5	12	4	0-1
2018	.325	30	30	120	21	39	8	1	5	15	5	0-1
2019	.305	30	30	128	20	39	10	0	5	27	6	0-0
TOTAL	.306	88	87	350	56	107	18	1	15	54	15	0-2

2019 TRENDS

- At least one hit in 15 of his last 20 games ... 12 have been multi-hit games
- Driven in at least one run in 5 of his last 9 games (11 RBIs)
- Scored 5 times in last 9 games.
- 19 RBIs in last 15 games.
- First in the SEC in doubles (22).
- 10 of 22 doubles have come in SEC play.
- T-8th in doubles in SEC games (9).
- Hit the go-ahead home run in the top of the 10th inning against USC (Feb. 23), his only hit of the game and was his first home run of the year.
- Finished the series at No. 9 Texas with three doubles, two coming in a career-high day on March 19 that helped Arkansas to an 11-4 win.
- Hit .429 in the series win over Alabama with two home runs and five RBIs, helping the Razorbacks win their first conference road series since 2017.
- Matched his career-high doubles in a 3-for-4 game with two doubles in the series opener against No. 21 Ole Miss (March 29), his second three-hit game in three starts.
- Tied a career-high four hits on April 5 in 15-inning win over Auburn.
- Tied a career-high with five RBIs as part of a 3-for-3 game against Arkansas-Pine Bluff with a home run.
- Had a multi-hit game in all three games against No. 15 LSU (May 9-11), including a three-hit game in the series-opener with a double and a home run.
- Notched his 10th home run of the year last week ... Now has three-straight seasons with 10+ home runs.

#18 HESTON KJERSTAD • SO • OF • 6-3 • 200

CAREER HIGHS

Category	High	Opponent (Last)	Date
Hits	4	2x (at No. 6 Vanderbilt)	4/14/19
Runs	3	6x (No. 18 Tennessee)	4/27/19
Doubles	2	at No. 2 Florida	3/25/18
Triples	1	Western Illinois	3/12/19
Home Runs	2	4x (No. 18 Tennessee)	4/27/19
RBI	5	2x (No. 18 Tennessee)	4/27/19
Walks	2	5x (No. 18 Tennessee)	4/26/19
Stolen Bases	1	7x (No. 15 LSU)	5/10/19

SEASON HIGHS

Category	High	Opponent (Last)	Date
Hits	4	2x (at No. 6 Vanderbilt)	4/14/19
Runs	3	3x (No. 18 Tennessee)	4/27/19
Doubles	1	10x (at Kentucky)	5/3/19
Triples	1	Western Illinois	3/12/19
Home Runs	2	2x (No. 18 Tennessee)	4/27/19
RBI	5	2x (No. 18 Tennessee)	4/27/19
Walks	2	No. 18 Tennessee	4/26/19
Stolen Bases	1	4x (No. 15 LSU)	5/10/19

Heston Kjerstad Career Stats

Year	Avg	GP	GS	AB	R	H	2B	3B	HR	RBI	BB	SB-ATT
2018	.332	69	69	262	65	87	14	0	14	58	26	3-3
2019	.336	54	54	223	46	75	10	1	14	44	18	4-4
TOTAL	.334	123	123	485	111	162	26	1	28	102	44	4-4

Heston Kjerstad SEC Stats

Year	Avg	GP	GS	AB	R	H	2B	3B	HR	RBI	BB	SB-ATT
2018	.322	30	30	121	28	39	9	0	5	21	7	1-1
2019	.319	29	29	116	20	37	4	0	6	20	8	2-2
TOTAL	.321	59	59	237	48	76	13	0	11	41	15	3-3

2019 TRENDS

- Four home runs in his last 12 games ... Leads team with 14 HRs, six in SEC play.
- Hit eight home runs in the month of April and drove in a team-best 25 RBIs.
- Tied for the third-longest hit streak in the league earlier this year garnering a hit in 14-straight games.
- Hit a two-run home run on Opening Day against Eastern Illinois (Feb. 16), his 15th home run of his career.
- Broke out of a .214 slump to go 7-for-18 (.389) against Stony Brook with two runs scored, two doubles and four RBIs.
- Went a perfect 4-for-4 against Western Illinois (March 12) falling just a double short of the cycle. The four hits was a career-high.
- Hit a 435-foot home run in game one against No. 9 Texas (March 19), his third home run of the year.
- Has hit 12 home runs since March 19.
- Tallied two three-hit games against Alabama, including a four-RBI day in game one (March 22), tying a career high.
- Two of four hits against Auburn were home runs ... Finished series batting .235 with five runs driven in.
- Notched his third two-home run game of career, second against Oral Roberts on Tuesday ... Hit his first career grand slam in same game.
- Hit .400 against Vanderbilt with six hits but only drove in two runs
- Returned from one-game suspension to go 3-for-4 with a home run, a double and a single vs. Northwestern St. (April 23).
- Recorded his fourth career multi-home run game, going 3-for-5 with a career-high tying five RBIs vs. Tennessee (April 27).
- Went 5-for-10 (.500) against LSU last week with two RBIs, one home run and two runs scored.

#15 CASEY MARTIN • SO • INF • 5-11 • 175

CAREER HIGHS

Category	High	Opponent (Last)	Date
Hits	4	5x (No. 15 LSU)	5/9/19
Runs	3	7x (No. 15 LSU)	5/9/19
Doubles	2	No. 21 Ole Miss	3/30/19
Triples	1	3x (Northwestern St.)	4/23/19
Home Runs	2	3x (at No. 17 Texas A&M)	5/16/19
RBI's	6	Dayton	2/28/18
Walks	3	2x (No. 2 Miss. State)	4/19/19
Stolen Bases	2	Dayton	3/1/18

SEASON HIGHS

Category	High	Opponent (Last)	Date
Hits	4	2x (No. 15 LSU)	5/9/19
Runs	3	4x (No. 15 LSU)	5/9/19
Doubles	2	No. 21 Ole Miss	3/30/19
Triples	1	3x (Northwestern St.)	4/23/19
Home Runs	2	at No. 17 Texas A&M	5/16/19
RBI's	5	No. 18 Tennessee	4/27/19
Walks	3	No. 2 Miss. State)	4/19/19
Stolen Bases	1	10x (at No. 17 Texas A&M)	5/18/19

Casey Martin Career Stats

Year	Avg	GP	GS	AB	R	H	2B	3B	HR	RBI	BB	SB-ATT
2018	.345	67	62	252	50	87	14	0	13	49	27	8-9
2019	.311	55	55	238	58	74	19	3	15	53	27	10-12
TOTAL	.329	122	117	490	108	161	33	3	28	102	54	18-21

Casey Martin SEC Stats

Year	Avg	GP	GS	AB	R	H	2B	3B	HR	RBI	BB	SB-ATT
2018	.333	30	29	117	14	39	4	0	3	11	15	3-3
2019	.295	30	30	129	28	38	5	2	9	22	14	5-5
TOTAL	.313	60	59	246	42	77	9	2	12	33	29	8-8

2019 TRENDS

- At least one hit in 16 of his last 18 games.
- Has multi-hit performances in eight of his last 14 games.
- Scored 14 times in last 13 games.
- Has three inside-the-park home runs this year (vs. LA Tech, Grambling, Kentucky)
- Started the season on a nine-game hit streak, before having it snapped in the series finale against Stony Brook (March 2) ... Had three multi-hit games during that streak.
- Hit a home run in three-straight games against Louisiana Tech (March 9-10) and Western Illinois (March 12).
- Had a career-high two doubles as part of a 3-for-3 day against No. 21 Ole Miss (March 30).
- Went 2-for-5 in the series finale against the Rebels (March 31) with a home run, his sixth of the year, which leads the team.
- Hit two triples in Auburn series his only hits of the series• Tied a career-high four hits on against Oral Roberts (April 9).
- Two multi-hit games in Vanderbilt series, including his fourth game of three hits or more this season on Sunday.
- Named SEC Player of the Week after Arkansas-Pine Bluff game and Mississippi State series.
- Hit .471 against Golden Lions and Bulldogs with five of his eight hits and six of his 10 RBI's coming against MSU.
- Totaled a career-high four RBI's twice against MSU, including hitting his first grand slam in game two, part of a 2-for-3 day with three walks.
- Had a career-high five RBI's, three from a home run in the game two victory over Tennessee (April 27).
- Tied a career-high four hits and three runs scored in series-opener against No. 15 LSU (May 9), including his 12th home run of the year.

#8 JORDAN MCFARLAND • JR • INF • 6-3 • 220

CAREER HIGHS

Category	High	Opponent (Last)	Date
Hits	3	2x (Alabama)	4/29/18
Runs	5	Bucknell	2/17/18
Doubles	1	4x (No. 18 Tennessee)	4/27/19
Triples	--	--	--
Home Runs	2	Kent State	3/11/18
RBI's	5	Kent State	3/11/18
Walks	3	No. 13 Auburn	4/7/18
Stolen Bases	1	3x (Eastern Illinois)	2/16/19

SEASON HIGHS

Category	High	Opponent (Last)	Date
Hits	2	5x (No. 18 Tennessee)	4/27/19
Runs	3	No. 18 Tennessee	4/27/19
Doubles	1	No. 18 Tennessee	4/27/19
Triples	--	--	--
Home Runs	1	2x (No. 18 Tennessee)	4/27/19
RBI's	3	2x (Northwestern St.)	4/23/19
Walks	1	5x (Grambling St.)	4/30/19
Stolen Bases	1	Eastern Illinois	2/16/19

Jordan McFarland Career Stats

Year	Avg	GP	GS	AB	R	H	2B	3B	HR	RBI	BB	SB-ATT
2017	.271	29	19	70	14	19	0	0	2	10	9	1-1
2018	.299	45	29	117	34	35	3	0	3	15	13	0-2
2019	.250	23	14	60	14	15	1	0	2	12	6	2-2
TOTAL	.279	97	62	247	62	69	4	0	7	37	28	3-5

Jordan McFarland SEC Stats

Year	Avg	GP	GS	AB	R	H	2B	3B	HR	RBI	BB	SB-ATT
2017	.238	11	5	21	3	5	0	0	0	1	1	0-0
2018	.277	26	19	65	15	18	1	0	1	4	10	0-1
2019	.400	7	3	15	7	6	1	0	1	2	1	0-0
TOTAL	.287	44	27	101	25	29	2	0	2	7	12	0-1

#12 CASEY OPITZ • SO • C/UTL • 5-11 • 175

CAREER HIGHS

Category	High	Opponent (Last)	Date
Hits	4	at No. 6 Vanderbilt	4/14/19
Runs	3	No. 15 LSU	5/10/19
Doubles	1	5x (No. 18 Tennessee)	4/28/19
Triples	--	--	--
Home Runs	1	2x (No. 15 LSU)	5/9/19
RBI's	3	3x (No. 2 Miss. State)	4/19/19
Walks	3	Charlotte	3/6/19
Stolen Bases	1	4x (Louisiana Tech)	3/10/19

SEASON HIGHS

Category	High	Opponent (Last)	Date
Hits	4	at No. 6 Vanderbilt	4/14/19
Runs	3	No. 15 LSU	5/10/19
Doubles	1	3x (No. 18 Tennessee)	4/28/19
Triples	--	--	--
Home Runs	1	2x (No. 15 LSU)	5/9/19
RBI's	3	3x (No. 2 Miss. State)	4/19/19
Walks	3	Charlotte	3/6/19
Stolen Bases	1	4x (Louisiana Tech)	3/10/19

Casey Opitz Career Stats

Year	Avg	GP	GS	AB	R	H	2B	3B	HR	RBI	BB	SB-ATT
2018	.222	19	7	27	6	6	2	0	0	5	3	0-0
2019	.257	48	40	144	28	37	3	0	2	25	33	5-5
TOTAL	.251	67	47	171	34	43	5	0	2	30	36	5-5

Casey Opitz SEC Stats

Year	Avg	GP	GS	AB	R	H	2B	3B	HR	RBI	BB	SB-ATT
2018	.143	6	2	7	0	1	0	0	0	2	1	0-0
2019	.265	30	29	102	15	27	1	0	2	15	17	0-0
TOTAL	.257	36	31	109	15	28	1	0	2	17	18	0-0

2019 TRENDS

- 12 hits in last 13 games.
- Has walked seven times in last seven games.
- Has reached base in 13 of the last 16 SEC games.
- Had a career-high four hits in the 14-12 win over Vanderbilt (April 14), including hitting his first career home run.
- Tied a career-high three RBIs in series finale vs. Vanderbilt (April 14).
- Drove in a career-high three RBIs in game one against EIU (Feb. 16), two coming from a double in the fourth inning, his second hit of the frame.
- Walked a career-high three times against Charlotte (March 6).
- Hit the walk-off single in the bottom of the ninth against Missouri (March 17), his only hit of the series.
- Drove in Arkansas' first run of a 3-2 loss to No. 6 Vanderbilt (April 12) ... His first RBI since March 24 at Alabama.
- Had three of Arkansas' 12 hits in the game one victory over Kentucky, all singles.
- Set a career high with three runs scored in game two of the LSU series (May 10), going 2-for-3 with two walks.
- Went 1-for-2 with two walks and a home run in the series opener against LSU (May 9) ... The home run was his second of the year.

#7 JACK KENLEY • JR • INF • 6-0 • 185

CAREER HIGHS

Category	High	Opponent (Last)	Date
Hits	3	at Alabama	3/22/19
Runs	3	2x (Louisiana Tech)	3/10/19
Doubles	1	10x (at No. 17 Texas A&M)	5/16/19
Triples	1	4x (Northwestern St.)	4/24/19
Home Runs	2	Stony Brook	3/2/19
RBI's	5	Stony Brook	3/2/19
Walks	2	11x (at No. 6 Vanderbilt)	4/14/19
Stolen Bases	2	Stony Brook	3/1/19

SEASON HIGHS

Category	High	Opponent (Last)	Date
Hits	3	at Alabama	3/22/19
Runs	3	2x (Louisiana Tech)	3/10/19
Doubles	1	8x (at No. 17 Texas A&M)	5/16/19
Triples	1	4x (Northwestern St.)	4/24/19
Home Runs	2	Stony Brook	3/2/19
RBI's	5	Stony Brook	3/2/19
Walks	2	8x (at No. 6 Vanderbilt)	4/14/19
Stolen Bases	2	Stony Brook	3/1/19

Jack Kenley Career Stats

Year	Avg	GP	GS	AB	R	H	2B	3B	HR	RBI	BB	SB-ATT
2017	.133	34	6	30	5	4	1	0	0	2	2	1-2
2018	.222	43	16	54	13	12	2	0	0	10	13	1-1
2019	.320	55	54	197	50	63	8	4	12	45	38	8-10
TOTAL	.281	132	76	281	68	79	11	4	12	57	53	10-13

Jack Kenley SEC Stats

Year	Avg	GP	GS	AB	R	H	2B	3B	HR	RBI	BB	SB-ATT
2017	.000	18	2	12	1	0	0	0	0	0	0	0-0
2018	.194	21	10	36	4	7	1	0	0	5	5	1-1
2019	.291	30	30	110	21	32	6	0	6	16	18	3-5
TOTAL	.247	69	42	158	26	39	7	0	6	21	23	4-6

2019 TRENDS

- Notched 32 hits in his last 23 games.
- Has seven multi-hit games in his last 15 starts.
- Has a .511 on-base percentage over the last 10 games with six walks.
- Recorded his first multi-hit game of the year on Opening Day against EIU (Feb. 16), going 2-for-4 with two RBIs, one double and one home run.
- The home run was his first of his career and travelled 407 feet beyond the right field bullpen.
- Recorded his first multi-home run game of his career after going deep in back-to-back at-bats against Stony Brook (March 2), part of a 2-for-4 day with three runs scored and a career-high five RBIs.
- Finished the series against Louisiana Tech, 4-for-10 (.400) with three runs scored and one RBI.
- Went 3-for-5 in the series opener against Alabama (March 22), a career-high in hits, his sixth multi-hit game of the year.
- Was 4-for-10 (.400) in the Vanderbilt series, walking four times.
- Went 3-for-10 (.300) in Kentucky series, with just one run scored.
- Hit his first career grand slam in the series-opener against LSU (May 9), the fifth grand slam hit by a Razorback this year.

#4 TREVOR EZELL • R-SR • INF • 5-8 • 200

CAREER HIGHS

Category	High	Opponent (Last)	Date
Hits	4	7x (at Tennessee Tech)	4/29/18
Runs	6	Grambling St.	4/30/19
Doubles	2	7x (at Kentucky)	5/5/19
Triples	1	15x (Ark.- Pine Bluff)	4/16/19
Home Runs	1	24x (at No. 17 Texas A&M)	5/16/19
RBI	4	5x (at No. 15 Auburn)	4/5/19
Walks	3	9x (Grambling St.)	4/30/19
Stolen Bases	3	SIUE	4/2/16

SEASON HIGHS

Category	High	Opponent (Last)	Date
Hits	3	8x (Grambling St.)	4/30/19
Runs	6	Grambling St.	4/30/19
Doubles	2	4x (at Kentucky)	5/5/19
Triples	1	2x (Ark.- Pine Bluff)	4/16/19
Home Runs	1	7x (at No. 17 Texas A&M)	5/16/19
RBI	4	at No. 15 Auburn	4/5/19
Walks	3	3x (Grambling St.)	4/30/19
Stolen Bases	2	3x (No. 18 Tennessee)	4/28/19

Trevor Ezell Career Stats

Year	Avg	GP	GS	AB	R	H	2B	3B	HR	RBI	BB	SB-ATT
2015 (SEMO)	.313	59	59	246	66	77	18	6	4	42	41	11-17
2016 (SEMO)	.326	59	59	242	70	79	10	2	5	31	53	23-25
2017 (SEMO)	.276	7	7	29	6	8	1	1	1	5	3	3-3
2018 (SEMO)	.377	56	56	231	52	87	16	4	6	50	25	11-17
2019 (ARK)	.314	55	55	207	63	65	19	2	8	41	45	17-18
TOTAL	.332	236	236	955	257	317	64	15	24	169	167	65-80

Trevor Ezell Career Conference Stats

Year	Avg	GP	GS	AB	R	H	2B	3B	HR	RBI	BB	SB-ATT
2015	.308	30	30	133	38	41	12	3	4	23	17	5-6
2016	.352	29	29	125	38	44	6	1	4	18	24	13-13
2017												INJURED
2018	.406	31	31	133	36	54	13	2	2	26	14	6-9
2019	.256	30	30	117	28	30	14	0	5	24	22	6-7
TOTAL	.335	120	120	508	140	170	45	6	15	91	77	30-35

2019 TRENDS

- Has started every game of his career (236 consecutive starts).
- Has 20 hits in last 13 games ... 13 RBIs and 10 XBH in same span.
- Tied a career-high four RBIs in 15-inning victory over Auburn.
- Walked 20 times in last 23 games.
- In the 18 games he's had at least one RBI, he's driven in three or more six times.
- Made his Razorback debut, starting at first base in all three games against Eastern Illinois, and led the team with a 5-for-10 (.500) combined performance at the plate.
- Went 3-for-4 in the first game of the season with two doubles and one home run in the 15-7 win. His home run in the third inning was Arkansas' first homer of the year.
- Went 3-for-6 in the series finale against Vanderbilt (April 14) after going hitless in the first two games ... Hit two doubles in a game for the third time this year.
- Has reached base 13 times in his last four games and has at least one hit in nine of his last 10 games with six multi-hit games.
- Hit .533 against Grambling and Kentucky and reached base 13 times with five walks and five extra-base hits.

#5 JACOB NESBIT • R-FR • INF • 6-0 • 175

SEASON HIGHS

Category	High	Opponent (Last)	Date
Hits	3	2x (No. 18 Tennessee)	4/26/19
Runs	2	4x (No. 15 LSU)	5/9/19
Doubles	1	5x (No. 6 Vanderbilt)	4/13/19
Triples	--	--	--
Home Runs	1	at Alabama	3/22/19
RBI	6	No. 18 Tennessee	4/26/19
Walks	2	3x (at Kentucky)	5/5/19
Stolen Bases	1	5x (at No. 15 Auburn)	4/6/19

Jacob Nesbit Career Stats

Year	Avg	GP	GS	AB	R	H	2B	3B	HR	RBI	BB	SB-ATT
2019	.258	53	51	178	30	46	7	0	3	41	24	6-8
TOTAL	.258	53	51	178	30	46	7	0	3	41	24	6-8

Jacob Nesbit SEC Stats

Year	Avg	GP	GS	AB	R	H	2B	3B	HR	RBI	BB	SB-ATT
2019	.217	30	30	106	15	23	5	0	3	23	14	3-4
TOTAL	.217	30	30	106	15	23	5	0	3	23	14	3-4

2019 TRENDS

- Has four hits in his last eight games.
- Notched a career-high six RBIs in series-opener against Tennessee
- Hit one double in each of games two and three against Vanderbilt (April 13-14).
- Has 18 RBIs in last 20 games.
- Went 2-for-4 in series finale against No. 2 Mississippi State with a career-high four RBIs and one home run.
- Tallied his first three-hit game of his career when he went 3-for-4 with two RBIs in a 7-6 loss at No. 9 Texas (March 20).
- Tied his career high with three RBIs in the game one win over Alabama (March 22) and finished the week with seven runs driven in.
- Hit his first career home run against Alabama, becoming the eighth different Razorback to hit at least one home run this season.
- Saw his team-best 15-game hitting streak come to an end on March 29 against Ole Miss. Also saw his team-best 24-game reached base streak come to an end on March 31 against Ole Miss.
- The hit streak was the longest by a Razorback since Tyler Spoon (16 games) in 2013.

A || HITTERS

#25 CHRISTIAN FRANKLIN • FR • OF • 5-11 • 180

SEASON HIGHS

Category	High	Opponent (Last)	Date
Hits	4	No. 18 Tennessee	4/27/19
Runs	3	No. 18 Tennessee	4/27/19
Doubles	1	7x (at No. 17 Texas A&M)	5/16/19
Triples	1	Charlotte	3/6/19
Home Runs	1	6x (at Kentucky)	5/5/19
RBI	4	at No. 9 Texas	3/19/19
Walks	3	at USC	2/22/19
Stolen Bases	2	at USC	2/21/19

Christian Franklin Career Stats

Year	Avg	GP	GS	AB	R	H	2B	3B	HR	RBI	BB	SB-ATT
2019	.281	54	48	171	36	48	7	1	6	33	21	8-10
TOTAL	.281	54	48	171	36	48	7	1	6	33	21	8-10

Christian Franklin SEC Stats

Year	Avg	GP	GS	AB	R	H	2B	3B	HR	RBI	BB	SB-ATT
2019	.262	30	30	107	20	28	4	0	3	12	9	2-3
TOTAL	.262	30	30	107	20	28	4	0	3	12	9	2-3

2019 TRENDS

- Has eight multi-hit games in conference play.
- Notched 14 hits in his last 13 games, including a four-hit game in game two against Tennessee (April 27) and a three-hit game in the series opener against Kentucky (May 3).
- Went 2-for-5 in his first career start (vs. EIU - Feb. 16), driving in three RBIs and hitting his first career home run.
- Tallied his second multi-hit game of the year in game three, providing an RBI double in the second inning and an RBI single in the seventh, Arkansas' first two runs of the game.
- Nearly hit for the cycle against Charlotte (March 6), falling a home run shy in a 3-for-4 game, his second three-hit game of the year.
- Hit Arkansas' first grand slam of the season in the second inning against No. 9 Texas (March 19), becoming the first Razorback with a four-RBI game this season.
- Went 4-for-15 in the Auburn series with multi-hit games in games two and three.

#10 MATT GOODHEART • SO • INF/OF • 6-1 • 180

SEASON HIGHS

Category	High	Opponent (Last)	Date
Hits	3	3x (at No. 6 Vanderbilt)	4/13/19
Runs	3	2x (Northwestern St.)	4/23/19
Doubles	2	3x (at No. 6 Vanderbilt)	4/13/19
Triples	1	2x (No. 2 Mississippi St.)	4/19/19
Home Runs	1	2x (at No. 17 Texas A&M)	5/16/19
RBI	4	Oral Roberts	4/9/19
Walks	3	2x (No. 2 Miss. State)	4/19/19
Stolen Bases	1	4x (at Missouri St.)	3/26/19

Matt Goodheart Career Stats

Year	Avg	GP	GS	AB	R	H	2B	3B	HR	RBI	BB	SB-ATT
2019	.352	47	40	159	27	56	13	2	2	36	29	5-7
TOTAL	.352	47	40	159	27	56	13	2	2	36	29	5-7

Matt Goodheart SEC Stats

Year	Avg	GP	GS	AB	R	H	2B	3B	HR	RBI	BB	SB-ATT
2019	.369	27	26	103	14	38	11	2	1	20	17	2-3
TOTAL	.369	27	26	103	14	38	11	2	1	20	17	2-3

2019 TRENDS

- Played in 47 games with 40 starts at either DH or first base and led the team with a .352 batting average.
- Also led the team with a .369 batting average in conference play totaling 11 doubles, two triples, one home run and driving in 20 RBIs.
- Top 10 totals in the SEC in overall batting average (.352) and on-base percentage (.455).
- Finished fourth in the SEC with a .369 average in conference games only and tied for fourth with 11 doubles. Also had the fourth highest on-base percentage (.463).
- Hit .309 in the final month, with five extra-base hits and 16 RBIs.
- Had three of Arkansas' seven hits in the 12-2 loss at Vanderbilt (April 13), two going for doubles.
- Went 2-for-5 in the series finale with the Commodores with two RBIs and his first career triple.
- Has at least one hit in nine of his last 10 games.
- Hit his first career home run against Oral Roberts (April 9), part of a 2-for-4 game with four RBIs.
- Went 2-for-4 in his first career start as a Razorback (vs. EIU - Feb. 16), driving in one run and scoring one.
- Recorded two multi-hit games in the Missouri series (March 15-17), his first multi-hit game since the season-opener against Eastern Illinois (Feb. 16).
- Tallied a career-high three hits in the series-opening win over Alabama (March 22), including one double and two runs scored.
- Went 2-for-3 in the 5-3 victory over No. 21 Ole Miss (March 29), driving in a career-high three runs.

2019 Arkansas Baseball
Individual Game-by-Game for Arkansas (as of May 18, 2019)

#22 Curtis Washington - 26 games (All games)

Date	Opponent	Pos	AB	R	H	RBI	2B	3B	HR	BB	SB	CS	HBP	SAC	SF	GDP	K	PO	A	E	Avg
Feb 16	EASTERN ILLINOIS-2	ph/of	1	0	0	0	0	0	0	0	0	0	0	0	0	0	1	0	0	0	.000
Feb 17	EASTERN ILLINOIS	ph/dh	1	1	1	0	0	0	0	1	0	0	0	0	0	0	0	0	0	0	.500
Feb 22	at USC	pr/of	0	1	0	0	0	0	0	0	1	0	0	0	0	0	0	1	0	0	.500
Feb 27	MEMPHIS	ph/3b	1	0	0	0	0	0	0	0	0	0	0	0	0	0	0	0	0	0	.333
Mar 01	STONY BROOK-1	pr/of	0	0	0	0	0	0	0	0	0	0	0	0	0	0	0	0	0	0	.333
Mar 02	STONY BROOK	ph/3b	2	1	2	0	0	1	0	0	0	0	0	0	0	0	0	1	1	1	.600
Mar 06	CHARLOTTE	of	1	0	1	0	0	0	0	0	0	0	0	0	0	0	0	0	0	0	.667
Mar 10	LOUISIANA TECH	ph/of	1	0	0	0	0	0	0	0	0	0	0	0	0	0	1	0	0	1	.571
Mar 12	WESTERN ILLINOIS	ph/of	1	1	1	0	0	0	0	0	0	0	0	0	0	0	0	0	0	0	.625
Mar 13	WESTERN ILLINOIS	*of	3	0	0	1	0	0	0	1	0	0	0	1	0	0	3	0	0	0	.455
Mar 17	MISSOURI	pr	0	1	0	0	0	0	0	0	0	0	0	0	0	0	0	0	0	0	.455
Mar 23	at Alabama	3b	0	0	0	0	0	0	0	0	0	0	0	0	0	0	0	0	1	0	.455
Apr 02	LITTLE ROCK	ph	1	0	1	0	0	0	0	0	0	0	0	0	0	0	0	0	0	0	.500
Apr 09	ORAL ROBERTS	*of	2	2	1	1	1	0	0	3	0	0	0	0	0	0	1	6	0	0	.500
Apr 13	at Vanderbilt	of	2	0	0	0	0	0	0	0	0	0	0	0	0	0	2	1	0	0	.438
Apr 16	ARK. - PINE BLUFF	*of	3	1	0	0	0	0	0	0	1	0	1	0	0	0	1	3	0	0	.368
Apr 19	MISSISSIPPI ST.	of	0	0	0	0	0	0	0	1	0	0	0	0	0	0	0	0	0	0	.368
Apr 23	NORTHWESTERN ST.	*of/of	6	2	3	1	1	0	1	0	0	0	0	0	0	0	1	0	0	0	.400
Apr 27	TENNESSEE	of	0	0	0	0	0	0	0	0	0	0	0	0	0	0	0	0	0	0	.400
Apr 28	TENNESSEE	pr	0	0	0	0	0	0	0	0	0	0	0	0	0	0	0	0	0	0	.400
Apr 30	GRAMBLING ST.	*of	4	2	2	0	1	0	0	1	1	1	0	0	0	0	1	0	0	0	.414
May 03	at Kentucky	pr	0	0	0	0	0	0	0	0	1	0	0	0	0	0	0	0	0	0	.414
May 05	at Kentucky-1	of	0	0	0	0	0	0	0	0	0	0	0	0	0	0	0	0	0	0	.414
May 09	LSU	pr/of	0	0	0	0	0	0	0	0	0	0	0	0	0	0	0	0	0	0	.414
May 10	LSU	pr/of	0	1	0	0	0	0	0	0	0	0	0	0	0	0	0	0	0	0	.414
May 11	LSU	pr	0	0	0	0	0	0	0	0	0	0	0	0	0	0	0	0	0	0	.414
Totals		5gs	29	13	12	3	3	1	1	7	4	1	1	1	0	0	11	12	2	2	.414

On base pct. .541 • Slugging pct. .690



INDIVIDUAL GAME-BY-GAME

2019 Arkansas Baseball Individual Game-by-Game for Arkansas (as of May 18, 2019)

#25 Christian Franklin - 54 games (All games)

Date	Opponent	Pos	AB	R	H	RBI	2B	3B	HR	BB	SB	CS	HBP	SAC	SF	GDP	K	PO	A	E	Avg
Feb 16	EASTERN ILLINOIS-1	*of	5	2	2	3	0	0	1	0	1	0	0	0	0	1	0	2	0	0	.400
Feb 16	EASTERN ILLINOIS-2	pr/of	1	1	0	0	0	0	0	0	0	0	0	0	0	0	1	0	0	0	.333
Feb 17	EASTERN ILLINOIS	*of	0	0	0	0	0	0	0	0	0	0	0	0	0	0	0	0	0	0	.333
Feb 21	at USC	*of	1	2	0	0	0	0	0	3	0	0	0	0	0	0	1	3	1	0	.286
Feb 22	at USC	*of	2	1	1	2	1	0	0	1	2	0	1	0	0	0	0	1	0	0	.333
Feb 23	at USC	*of	4	0	2	2	1	0	0	0	0	0	0	0	0	0	1	2	0	0	.385
Feb 27	MEMPHIS	*of	2	1	1	2	0	0	0	2	1	0	0	0	0	0	1	3	0	0	.400
Mar 01	STONY BROOK-1	*of	3	0	0	0	0	0	0	0	0	0	0	0	0	0	0	2	0	0	.333
Mar 01	STONY BROOK-2	*of	3	0	0	0	0	0	0	0	0	0	0	0	0	0	0	0	0	0	.286
Mar 02	STONY BROOK	*of	5	2	3	3	0	0	1	0	1	0	0	0	0	0	0	1	0	1	.346
Mar 06	CHARLOTTE	*of/of	4	1	3	3	1	1	0	0	0	0	0	0	0	0	1	1	0	0	.400
Mar 08	LOUISIANA TECH	*of	3	0	1	0	0	0	0	1	0	0	0	0	0	1	1	0	0	0	.394
Mar 09	LOUISIANA TECH	*of	5	1	2	0	0	0	0	0	0	0	0	0	0	0	2	2	0	0	.395
Mar 10	LOUISIANA TECH	*of/of	4	0	1	1	0	0	0	0	0	0	0	0	0	0	1	0	0	0	.381
Mar 12	WESTERN ILLINOIS	*of	3	0	0	0	0	0	0	0	0	0	0	0	0	1	0	0	0	0	.356
Mar 13	WESTERN ILLINOIS	of	0	0	0	0	0	0	0	0	0	0	0	0	0	0	0	0	0	0	.356
Mar 15	MISSOURI	*of	2	0	0	0	0	0	0	0	0	0	0	1	0	0	0	1	0	0	.340
Mar 16	MISSOURI	*of	2	0	1	3	0	0	0	0	1	0	0	0	1	0	1	3	0	0	.347
Mar 17	MISSOURI	*of	3	0	0	0	0	0	0	0	0	0	0	0	0	0	1	1	0	0	.327
Mar 19	at Texas	*of	4	1	2	4	0	0	1	0	0	1	0	0	0	0	2	1	0	0	.339
Mar 20	at Texas	*of	4	1	1	1	0	0	0	0	0	0	0	0	0	1	0	2	0	0	.333
Mar 22	at Alabama	*of	3	1	1	1	0	0	0	1	0	0	0	0	0	0	0	5	0	0	.333
Mar 23	at Alabama	*of	3	0	0	0	0	0	0	0	0	0	0	0	0	0	0	2	0	0	.318
Mar 24	at Alabama	*of	5	0	0	0	0	0	0	0	0	0	0	0	0	0	4	4	0	0	.296
Mar 26	at Missouri State	*of	3	0	0	0	0	0	0	1	0	0	0	0	0	1	1	1	0	0	.284
Mar 29	OLE MISS	*of	3	0	1	0	0	0	0	0	0	0	0	1	0	0	1	6	0	1	.286
Mar 30	OLE MISS	*of	4	1	1	1	0	0	1	0	0	0	0	0	0	0	2	2	0	0	.284
Mar 31	OLE MISS	*of	4	1	2	0	0	0	0	0	0	0	0	0	0	0	0	3	0	0	.294
Apr 02	LITTLE ROCK	*of	2	1	1	0	0	0	0	1	1	0	0	1	0	0	0	1	0	1	.299
Apr 05	at Auburn-1	*of	4	0	0	0	0	0	0	0	0	0	0	0	0	0	4	3	0	0	.286
Apr 05	at Auburn-2	*of	7	2	2	1	0	0	0	0	0	0	1	0	0	0	2	1	1	0	.286
Apr 06	at Auburn	*of	3	2	2	0	0	0	0	1	0	0	0	0	0	0	0	0	0	0	.297
Apr 12	at Vanderbilt	*of	4	0	0	0	0	0	0	0	0	0	0	0	0	0	2	6	0	0	.286
Apr 13	at Vanderbilt	*of	1	0	0	0	0	0	0	0	0	0	0	0	0	0	1	0	0	0	.283
Apr 14	at Vanderbilt	*of	5	1	0	0	0	0	0	1	0	0	0	0	0	1	1	4	0	0	.270
Apr 16	ARK.- PINE BLUFF	ph/of	1	0	0	0	0	0	0	1	0	0	0	0	0	0	0	0	0	0	.268
Apr 18	MISSISSIPPI ST.	*of	3	1	2	0	0	0	0	0	0	1	0	0	0	0	1	0	0	0	.278
Apr 19	MISSISSIPPI ST.	*of	4	1	2	0	0	0	0	1	0	0	0	0	0	0	1	0	0	0	.286
Apr 20	MISSISSIPPI ST.	*of	3	1	0	0	0	0	0	1	0	0	0	0	0	0	2	4	0	0	.279
Apr 23	NORTHWESTERN ST.	of/of	0	1	0	0	0	0	0	2	0	0	0	0	0	0	0	0	0	0	.279
Apr 24	NORTHWESTERN ST.	*of	4	0	0	0	0	0	0	0	0	0	0	0	0	0	3	1	0	0	.270
Apr 26	TENNESSEE	*of	4	0	1	0	0	0	0	0	0	0	0	0	0	0	1	1	0	2	.269
Apr 27	TENNESSEE	*of	4	3	4	1	1	0	0	1	0	0	0	0	0	0	0	0	0	0	.291
Apr 28	TENNESSEE	*of	3	1	2	1	1	0	1	0	0	0	0	1	0	0	1	0	0	0	.299
Apr 30	GRAMBLING ST.	pr/of	1	1	0	0	0	0	0	0	0	0	0	0	0	0	1	0	0	0	.297
May 03	at Kentucky	*of	4	0	3	0	0	0	0	0	0	0	0	0	0	0	1	1	0	0	.310
May 05	at Kentucky-1	*of	3	2	1	3	0	0	1	1	0	0	0	0	0	0	0	0	0	0	.310
May 05	at Kentucky-2	*of	2	1	0	0	0	0	0	1	1	0	0	0	0	0	1	0	0	0	.306
May 09	LSU	*of	5	0	1	0	0	0	0	0	0	0	0	0	0	0	2	2	0	0	.303
May 10	LSU	*of	3	1	1	1	1	0	0	1	0	0	0	1	0	0	2	2	0	0	.303
May 11	LSU	*of	4	0	0	0	0	0	0	0	0	0	0	0	0	0	1	0	0	0	.296
May 16	at Texas A&M	*of	4	1	1	0	1	0	0	0	0	0	0	0	0	0	2	1	0	0	.294
May 17	at Texas A&M	*of	4	0	0	0	0	0	0	0	0	0	0	0	0	0	3	2	1	0	.287
May 18	at Texas A&M	*of	4	0	0	0	0	0	0	0	0	0	0	0	0	0	2	1	0	0	.281
Totals		48gs	171	36	48	33	7	1	6	21	8	2	2	5	1	6	55	78	3	5	.281

On base pct. .364 • Slugging pct. .439



2019 Arkansas Baseball
Individual Game-by-Game for Arkansas (as of May 18, 2019)

#15 Casey Martin - 55 games (All games)

Date	Opponent	Pos	AB	R	H	RBI	2B	3B	HR	BB	SB	CS	HBP	SAC	SF	GDP	K	PO	A	E	Avg
Feb 16	EASTERN ILLINOIS-1	*ss	6	2	3	0	1	0	0	0	1	1	0	0	0	0	0	0	2	0	.500
Feb 16	EASTERN ILLINOIS-2	*ss	5	2	2	1	0	0	0	0	0	0	0	0	0	0	1	2	3	2	.455
Feb 17	EASTERN ILLINOIS	*ss	3	0	1	1	1	0	0	1	0	0	0	1	0	0	0	5	1	0	.429
Feb 21	at USC	*ss	5	0	1	3	1	0	0	0	0	0	0	0	0	0	1	1	1	1	.368
Feb 22	at USC	*ss	4	1	2	2	0	0	1	1	1	0	0	0	0	0	1	3	4	0	.391
Feb 23	at USC	*ss	5	0	1	0	1	0	0	0	1	0	0	0	0	0	1	1	0	1	.357
Feb 27	MEMPHIS	*ss	3	3	1	0	0	0	0	1	1	0	1	0	0	0	0	0	2	0	.355
Mar 01	STONY BROOK-1	*ss	4	1	1	0	1	0	0	0	0	0	0	0	0	0	0	0	2	0	.343
Mar 01	STONY BROOK-2	*ss	4	1	1	0	1	0	0	0	0	0	0	0	0	0	1	1	2	0	.333
Mar 02	STONY BROOK	*ss	4	2	0	1	0	0	0	2	0	0	0	0	0	0	1	2	5	0	.302
Mar 06	CHARLOTTE	*ss	4	0	0	0	0	0	0	1	0	0	0	0	0	0	2	0	2	0	.277
Mar 08	LOUISIANA TECH	*ss	5	0	0	0	0	0	0	0	0	0	0	0	0	0	3	1	2	0	.250
Mar 09	LOUISIANA TECH	*ss	5	2	2	3	1	0	1	0	0	0	0	0	0	0	0	0	2	0	.263
Mar 10	LOUISIANA TECH	*ss	3	2	1	3	0	0	1	2	0	0	0	0	0	0	2	1	1	0	.267
Mar 12	WESTERN ILLINOIS	*ss	4	2	2	1	1	0	1	1	0	0	0	0	0	0	1	1	2	0	.281
Mar 13	WESTERN ILLINOIS	*ss	4	2	2	1	1	0	0	0	0	1	1	0	0	0	0	1	3	0	.294
Mar 15	MISSOURI	*ss	4	0	0	0	0	0	0	0	0	0	0	0	0	0	2	1	1	0	.278
Mar 16	MISSOURI	*ss	4	1	1	0	0	0	0	0	1	0	0	0	0	0	0	1	3	1	.276
Mar 17	MISSOURI	*ss	4	0	0	0	0	0	0	0	0	0	0	0	0	0	1	3	2	0	.262
Mar 19	at Texas	*ss	5	0	1	2	0	0	0	0	1	0	0	0	0	0	1	1	3	0	.259
Mar 20	at Texas	*ss	4	0	0	0	0	0	0	0	0	0	0	1	0	0	2	1	5	0	.247
Mar 22	at Alabama	*ss	4	1	0	0	0	0	0	0	0	0	1	0	0	0	3	1	2	0	.237
Mar 23	at Alabama	*ss	4	0	1	0	0	0	0	0	0	0	0	0	0	0	0	0	0	0	.237
Mar 24	at Alabama	*ss	6	2	2	1	0	0	1	0	1	0	0	0	0	0	2	4	3	2	.243
Mar 26	at Missouri State	*ss	4	0	1	0	0	0	0	0	0	0	0	1	0	0	1	3	1	0	.243
Mar 29	OLE MISS	*ss	5	1	1	1	0	0	0	0	0	0	0	0	0	0	1	1	1	0	.241
Mar 30	OLE MISS	*ss	3	0	3	0	2	0	0	1	0	0	0	0	0	0	0	1	2	0	.261
Mar 31	OLE MISS	*ss	5	1	2	2	0	0	1	0	0	0	0	0	0	0	3	5	2	0	.267
Apr 02	LITTLE ROCK	*ss	6	0	1	2	1	0	0	0	0	0	0	0	0	0	2	2	4	1	.262
Apr 05	at Auburn-1	*ss	4	0	1	0	0	1	0	0	0	0	0	0	0	0	1	0	1	0	.262
Apr 05	at Auburn-2	*ss	7	2	1	0	0	1	0	1	0	0	0	0	0	0	4	1	4	2	.255
Apr 06	at Auburn	*ss	3	1	0	0	0	0	0	2	1	0	0	0	0	0	1	1	3	0	.250
Apr 09	ORAL ROBERTS	*ss	5	3	4	1	2	0	0	1	0	0	0	0	0	0	1	2	3	2	.269
Apr 12	at Vanderbilt	*ss	4	0	2	0	0	0	0	0	0	0	0	0	0	0	2	2	1	0	.275
Apr 13	at Vanderbilt	*ss	4	0	0	0	0	0	0	0	0	0	0	0	0	0	2	1	2	1	.268
Apr 14	at Vanderbilt	*ss	6	2	3	0	1	0	0	0	0	0	0	0	0	0	2	2	3	0	.277
Apr 16	ARK - PINE BLUFF	*ss	5	2	3	4	0	0	1	0	0	0	0	0	0	0	0	1	2	1	.287
Apr 18	MISSISSIPPI ST.	*ss	4	1	1	2	1	0	0	0	0	0	0	0	0	0	1	1	3	0	.286
Apr 19	MISSISSIPPI ST.	*ss	3	3	2	4	0	0	1	3	0	0	0	0	0	0	0	0	3	1	.292
Apr 20	MISSISSIPPI ST.	*ss	5	1	2	0	1	0	0	0	0	0	0	0	0	0	3	1	2	1	.295
Apr 23	NORTHWESTERN ST.	*ss	4	2	1	2	0	1	0	2	0	0	0	0	0	0	0	1	2	0	.294
Apr 24	NORTHWESTERN ST.	*ss	4	1	2	0	1	0	0	1	0	0	0	0	0	0	0	1	4	0	.299
Apr 26	TENNESSEE	*ss	3	1	2	0	0	0	0	2	0	0	0	0	0	0	1	0	1	1	.305
Apr 27	TENNESSEE	*ss	5	2	2	5	0	0	1	0	0	0	0	0	0	0	0	1	3	0	.307
Apr 28	TENNESSEE	*ss	3	0	0	0	0	0	0	2	0	0	0	0	0	0	2	0	4	0	.303
Apr 30	GRAMBLING ST.	*ss	4	2	3	4	1	0	1	0	0	0	1	0	0	0	1	0	2	0	.312
May 03	at Kentucky	*ss	5	2	2	1	0	0	1	0	0	0	0	0	0	0	1	1	0	0	.314
May 05	at Kentucky-1	*ss	5	0	0	0	0	0	0	0	0	0	0	0	0	0	1	2	0	0	.306
May 05	at Kentucky-2	*ss	3	0	0	0	0	0	0	1	0	0	0	0	0	0	2	2	2	1	.302
May 09	LSU	*ss	5	3	4	1	0	0	1	0	0	0	0	0	0	0	1	1	3	0	.313
May 10	LSU	*ss	5	1	1	2	0	0	0	0	1	0	0	0	0	0	1	1	2	0	.311
May 11	LSU	*ss	3	0	1	0	0	0	0	1	0	0	0	0	0	0	0	1	1	0	.311
May 16	at Texas A&M	*ss	5	2	2	2	0	0	2	0	0	0	0	0	0	0	2	1	3	0	.313
May 17	at Texas A&M	*ss	4	0	0	0	0	0	0	1	0	0	0	0	0	0	2	1	2	0	.308
May 18	at Texas A&M	*ss	4	1	2	1	0	0	1	0	1	0	0	0	0	0	0	0	3	2	.311
Totals		55gs	238	58	74	53	19	3	15	27	10	2	4	3	0	0	63	68	122	20	.311

On base pct. .390 • Slugging pct. .605

#37 Caden Monke - 6 appearances (All games)

Date	Opponent	GS	IP	H	R	ER	BB	SO	2B	3B	HR	WP	BK	HBP	IBB	Score	W-L	Sv	ERA	NP
Feb 27	MEMPHIS		1.0	0	0	0	0	3	0	0	0	1	0	1	0	10-3	0-0	0	0.00	17
Mar 02	STONY BROOK		0.0	1	4	4	2	0	1	0	0	0	0	0	0	15-7	0-0	0	36.00	21
Mar 09	LOUISIANA TECH		0.0	1	2	2	0	0	0	0	0	0	0	1	0	7-12	0-0	0	54.00	6
Mar 20	at Texas		0.2	0	0	0	3	0	0	0	0	0	0	1	0	6-7	0-0	0	32.40	32
Apr 09	ORAL ROBERTS		1.0	1	0	0	0	1	0	0	0	0	0	0	0	15-8	0-0	0	20.25	16
Apr 24	NORTHWESTERN ST.		0.1	0	0	0	0	1	0	0	0	0	0	0	0	7-10	0-0	0	18.00	3
Totals		0	3.0	3	6	6	5	5	1	0	0	1	0	3	0	60-47	0-0	0	18.00	-



INDIVIDUAL GAME-BY-GAME

2019 Arkansas Baseball Individual Game-by-Game for Arkansas (as of May 18, 2019)

#13 Connor Noland - 10 games (All games)

Date	Opponent	Pos	AB	R	H	RBI	2B	3B	HR	BB	SB	CS	HBP	SAC	SF	GDP	K	PO	A	E	Avg
Feb 16	EASTERN ILLINOIS-2	*p	0	0	0	0	0	0	0	0	0	0	0	0	0	0	0	0	0	1	.000
Feb 23	at USC	*p	0	0	0	0	0	0	0	0	0	0	0	0	0	0	0	1	1	0	.000
Mar 09	LOUISIANA TECH	*p	0	0	0	0	0	0	0	0	0	0	0	0	0	0	0	1	2	0	.000
Mar 30	OLE MISS	*p	0	0	0	0	0	0	0	0	0	0	0	0	0	0	0	0	1	0	.000
Apr 05	at Auburn-2	*p	0	0	0	0	0	0	0	0	0	0	0	0	0	0	0	0	2	0	.000
Apr 20	MISSISSIPPI ST.	*p	0	0	0	0	0	0	0	0	0	0	0	0	0	0	0	1	0	0	.000
Apr 28	TENNESSEE	*p	0	0	0	0	0	0	0	0	0	0	0	0	0	0	0	2	0	0	.000
May 05	at Kentucky-2	*p	0	0	0	0	0	0	0	0	0	0	0	0	0	0	0	1	0	0	.000
May 11	LSU	*p	0	0	0	0	0	0	0	0	0	0	0	0	0	0	0	0	2	1	.000
May 18	at Texas A&M	*p	0	0	0	0	0	0	0	0	0	0	0	0	0	0	0	1	0	0	.000
Totals		10gs	0	0	0	0	0	0	0	0	0	0	0	0	0	0	0	7	8	2	.000

On base pct. .000 • Slugging pct. .000

#13 Connor Noland - 16 appearances (All games)

Date	Opponent	GS	IP	H	R	ER	BB	SO	2B	3B	HR	WP	BK	HBP	IBB	Score	W-L	Sv	ERA	NP
Feb 16	EASTERN ILLINOIS-2	*	4.2	4	2	0	1	7	0	0	0	0	0	0	0	12-3	0-0	0	0.00	73
Feb 23	at USC	*	4.0	3	2	2	2	2	0	0	1	0	0	0	0	4-6	0-0	0	2.08	64
Mar 02	STONY BROOK	*	3.0	6	3	3	1	1	1	0	0	0	0	2	0	15-7	0-0	0	3.86	54
Mar 09	LOUISIANA TECH	*	5.0	3	4	3	1	3	1	0	1	1	0	0	0	7-12	0-0	0	4.32	69
Mar 16	MISSOURI	*	4.2	4	1	1	1	4	1	0	0	0	0	0	0	4-3	0-0	0	3.80	74
Mar 23	at Alabama	*	1.2	3	3	3	2	0	0	0	1	0	0	0	0	0-10	0-1	0	4.70	41
Mar 26	at Missouri State	*	1.0	0	0	0	0	0	0	0	0	0	0	0	0	8-2	0-1	0	4.50	12
Mar 30	OLE MISS	*	4.2	7	2	2	1	3	0	0	1	0	0	0	0	3-4	0-1	0	4.40	76
Apr 05	at Auburn-2	*	4.2	5	3	3	0	2	2	0	1	1	0	0	0	9-6	0-1	0	4.59	57
Apr 13	at Vanderbilt	*	0.0	4	5	5	1	0	0	0	0	0	0	0	0	2-12	0-2	0	5.94	15
Apr 16	ARK.- PINE BLUFF	*	2.0	2	0	0	0	2	0	0	0	0	0	0	0	16-4	1-2	0	5.60	23
Apr 20	MISSISSIPPI ST.	*	7.2	4	0	0	0	5	0	0	0	1	0	0	0	10-2	2-2	0	4.60	89
Apr 28	TENNESSEE	*	7.0	2	1	0	1	10	0	0	0	1	0	0	0	4-3	2-2	0	3.96	91
May 05	at Kentucky-2	*	3.1	6	4	4	1	4	1	0	3	0	0	0	0	3-4	2-3	0	4.39	52
May 11	LSU	*	5.1	4	0	0	0	3	0	0	0	0	0	0	0	2-3	2-3	0	3.99	68
May 18	at Texas A&M	*	4.1	5	3	1	0	3	0	0	0	0	0	0	0	1-6	2-4	0	3.86	45
Totals		15	63.0	62	33	27	12	49	6	0	8	4	0	2	0	100-87	2-4	0	3.86	-



2019 Arkansas Baseball
Individual Game-by-Game for Arkansas (as of May 18, 2019)

#12 Casey Opitz - 48 games (All games)

Date	Opponent	Pos	AB	R	H	RBI	2B	3B	HR	BB	SB	CS	HBP	SAC	SF	GDP	K	PO	A	E	Avg
Feb 16	EASTERN ILLINOIS-1	*c	4	2	2	3	1	0	0	0	0	0	0	0	1	1	0	8	0	0	.500
Feb 17	EASTERN ILLINOIS	*c	3	1	1	0	0	0	0	1	0	0	0	0	0	1	0	8	0	0	.429
Feb 21	at USC	*c	1	0	1	1	0	0	0	2	1	0	0	0	1	0	0	14	0	0	.500
Feb 22	at USC	*c	4	0	1	0	0	0	0	1	0	0	0	0	0	0	1	6	2	0	.417
Feb 23	at USC	pr/c	1	2	1	0	1	0	0	1	1	0	0	0	0	0	0	3	0	0	.462
Feb 27	MEMPHIS	ph/c	2	1	0	0	0	0	0	1	0	0	0	0	0	0	1	7	0	0	.400
Mar 01	STONY BROOK-1	*c	3	0	0	1	0	0	0	0	1	0	0	0	0	0	0	18	1	0	.333
Mar 02	STONY BROOK	*c	4	0	1	1	0	0	0	0	0	0	0	0	0	0	0	6	0	0	.318
Mar 06	CHARLOTTE	*c/3b	2	1	0	0	0	0	0	3	0	0	0	0	0	0	0	9	2	0	.292
Mar 08	LOUISIANA TECH	*c	3	1	1	2	0	0	0	1	0	0	0	0	0	0	1	13	1	0	.296
Mar 09	LOUISIANA TECH	ph/3b	0	0	0	0	0	0	0	2	0	0	0	0	0	0	0	0	1	0	.296
Mar 10	LOUISIANA TECH	*c	4	2	1	1	0	0	0	1	1	0	0	0	0	1	2	15	1	0	.290
Mar 12	WESTERN ILLINOIS	*c	2	1	0	1	0	0	0	1	1	0	1	0	0	0	1	14	1	1	.273
Mar 15	MISSOURI	*c	2	0	0	0	0	0	0	2	0	0	0	0	0	0	1	14	2	0	.257
Mar 16	MISSOURI	*c	2	1	0	0	0	0	0	1	0	0	1	0	0	2	0	6	0	0	.243
Mar 17	MISSOURI	*c	4	0	1	1	0	0	0	0	0	0	0	0	0	0	1	11	1	0	.244
Mar 19	at Texas	*c	4	1	1	0	0	0	0	1	0	0	0	0	0	0	0	9	0	0	.244
Mar 22	at Alabama	*c	4	0	0	0	0	0	0	0	0	0	0	0	0	0	2	7	1	0	.224
Mar 23	at Alabama	*c	2	0	0	0	0	0	0	1	0	0	0	0	0	0	1	1	1	0	.216
Mar 24	at Alabama	*c	3	1	1	1	0	0	0	1	0	0	0	1	0	1	0	8	2	0	.222
Mar 26	at Missouri State	c	1	0	0	0	0	0	0	0	0	0	0	0	0	0	1	4	0	0	.218
Mar 29	OLE MISS	*c	4	0	1	0	0	0	0	0	0	0	0	0	0	0	0	8	0	0	.220
Mar 30	OLE MISS	*c	2	0	0	0	0	0	0	2	0	0	0	0	0	0	1	5	1	0	.213
Mar 31	OLE MISS	*c	4	0	0	0	0	0	0	0	0	0	0	0	0	0	0	6	2	1	.200
Apr 02	LITTLE ROCK	c	0	0	0	0	0	0	0	0	0	0	0	0	0	0	0	0	0	0	.200
Apr 05	at Auburn-1	*c	4	0	1	0	0	0	0	0	0	0	0	0	0	0	2	5	1	0	.203
Apr 05	at Auburn-2	c	5	0	1	0	0	0	0	0	0	0	0	0	0	0	1	11	1	0	.203
Apr 06	at Auburn	*c	3	2	1	0	0	0	0	1	0	0	0	0	0	0	0	10	1	0	.208
Apr 09	ORAL ROBERTS	pr/c	2	1	0	0	0	0	0	1	0	0	0	0	0	0	1	4	0	0	.203
Apr 12	at Vanderbilt	*c	4	0	1	1	0	0	0	0	0	0	0	0	0	1	2	9	0	0	.205
Apr 13	at Vanderbilt	*c	1	0	0	0	0	0	0	0	0	0	0	0	0	0	1	2	1	0	.202
Apr 14	at Vanderbilt	*c	5	2	4	3	0	0	1	1	0	0	0	0	0	0	0	9	0	0	.236
Apr 18	MISSISSIPPI ST.	*c	2	1	0	0	0	0	0	1	0	0	0	0	0	0	1	13	0	0	.231
Apr 19	MISSISSIPPI ST.	*c	5	0	3	3	0	0	0	0	0	0	0	0	0	0	1	10	1	0	.250
Apr 20	MISSISSIPPI ST.	*c	4	1	1	1	0	0	0	0	0	0	0	0	0	0	0	4	3	0	.250
Apr 24	NORTHWESTERN ST.	c	2	0	0	0	0	0	0	0	0	0	0	0	0	0	1	6	1	0	.245
Apr 26	TENNESSEE	*c	5	0	1	1	0	0	0	0	0	0	0	0	0	0	3	10	2	0	.243
Apr 27	TENNESSEE	*c	4	0	0	0	0	0	0	0	0	0	0	0	0	0	1	7	2	0	.234
Apr 28	TENNESSEE	*c	5	0	1	1	1	0	0	0	0	0	0	0	0	0	1	11	3	0	.233
May 03	at Kentucky	*c	4	0	3	0	0	0	0	0	0	0	0	0	0	0	0	11	1	0	.250
May 05	at Kentucky-1	*c	4	1	1	1	0	0	0	0	0	0	0	0	0	0	1	12	2	0	.250
May 05	at Kentucky-2	*c	2	1	0	0	0	0	0	1	0	0	0	0	0	0	1	8	2	0	.246
May 09	LSU	*c	2	1	1	2	0	0	1	2	0	0	0	0	0	0	0	5	2	0	.250
May 10	LSU	*c	3	3	2	0	0	0	0	2	0	0	0	0	0	0	1	10	0	0	.260
May 11	LSU	*c	3	0	0	0	0	0	0	1	0	0	0	0	0	1	1	8	0	0	.254
May 16	at Texas A&M	*c	4	1	1	0	0	0	0	0	0	0	0	0	0	0	2	7	1	1	.254
May 17	at Texas A&M	*c	3	0	1	0	0	0	0	1	0	0	0	0	0	0	2	9	1	0	.255
May 18	at Texas A&M	*c	3	0	1	0	0	0	0	0	0	0	0	0	0	0	0	6	0	1	.257
Totals		40gs	144	28	37	25	3	0	2	33	5	0	2	1	2	8	37	387	44	4	.257

On base pct. .398 • Slugging pct. .319

#57 Cody Scroggins - 2 games (All games)

Date	Opponent	Pos	AB	R	H	RBI	2B	3B	HR	BB	SB	CS	HBP	SAC	SF	GDP	K	PO	A	E	Avg
Mar 01	STONY BROOK-2	*p	0	0	0	0	0	0	0	0	0	0	0	0	0	0	0	0	1	0	.000
Mar 17	MISSOURI	*p	0	0	0	0	0	0	0	0	0	0	0	0	0	0	0	1	0	1	.000
Totals		2gs	0	0	0	0	0	0	0	0	0	0	0	0	0	0	0	1	1	1	.000

On base pct. .000 • Slugging pct. .000



INDIVIDUAL GAME-BY-GAME

2019 Arkansas Baseball Individual Game-by-Game for Arkansas (as of May 18, 2019)

#57 Cody Scroggins - 13 appearances (All games)

Date	Opponent	GS	IP	H	R	ER	BB	SO	2B	3B	HR	WP	BK	HBP	IBB	Score	W-L	Sv	ERA	NP
Feb 16	EASTERN ILLINOIS-1		1.0	2	1	1	1	2	0	0	0	0	1	0	0	15-7	0-0	0	9.00	28
Feb 21	at USC	*	3.2	1	3	3	2	8	0	0	0	0	0	2	0	6-3	0-0	0	7.71	66
Mar 01	STONY BROOK-2	*	3.1	5	3	3	1	5	1	0	1	0	0	0	0	4-3	0-0	0	7.88	67
Mar 10	LOUISIANA TECH	*	6.0	2	0	0	1	11	0	0	0	0	0	1	0	11-0	1-0	0	4.50	88
Mar 17	MISSOURI	*	5.0	3	0	0	2	7	0	0	0	0	0	1	0	3-2	1-0	0	3.32	84
Mar 24	at Alabama	*	5.0	3	2	1	3	3	0	0	0	1	0	0	0	10-2	2-0	0	3.00	73
Mar 31	OLE MISS	*	4.0	5	2	2	5	2	0	0	1	1	0	0	0	5-10	2-0	0	3.21	72
Apr 05	at Auburn-2		2.2	2	1	1	2	2	2	0	0	0	0	1	0	9-6	2-0	0	3.23	54
Apr 06	at Auburn		1.0	1	0	0	0	1	1	0	0	0	0	0	0	8-0	2-0	0	3.13	13
Apr 14	at Vanderbilt	*	2.0	6	6	6	4	1	1	0	1	1	0	0	0	14-12	2-0	0	4.54	66
May 05	at Kentucky-1		1.1	0	0	0	1	4	0	0	0	0	0	1	0	9-1	2-0	0	4.37	27
May 11	LSU		2.0	1	2	2	3	1	0	0	0	2	0	0	0	2-3	2-0	0	4.62	43
May 18	at Texas A&M		1.2	3	3	1	0	1	1	0	0	0	0	0	0	1-6	2-0	0	4.66	34
Totals		7	38.2	34	23	20	25	48	6	0	3	5	1	6	0	97-55	2-0	0	4.66	-

#46 Carter Sells - 3 appearances (All games)

Date	Opponent	GS	IP	H	R	ER	BB	SO	2B	3B	HR	WP	BK	HBP	IBB	Score	W-L	Sv	ERA	NP
Mar 06	CHARLOTTE		0.1	0	2	2	2	1	0	0	0	0	0	0	0	9-2	0-0	0	54.00	16
Mar 20	at Texas		1.1	0	0	0	3	0	0	0	0	0	0	0	0	6-7	0-0	0	10.80	25
Apr 16	ARK.- PINE BLUFF		0.1	1	2	2	2	0	0	0	0	0	0	0	0	16-4	0-0	0	18.00	18
Totals		0	2.0	1	4	4	7	1	0	0	0	0	0	0	0	31-13	0-0	0	18.00	-

#44 Collin Taylor - 1 game (All games)

Date	Opponent	Pos	AB	R	H	RBI	2B	3B	HR	BB	SB	CS	HBP	SAC	SF	GDP	K	PO	A	E	Avg
Mar 20	at Texas	p	0	0	0	0	0	0	0	0	0	0	0	0	0	0	0	0	1	0	.000
Totals		0gs	0	0	0	0	0	0	0	0	0	0	0	0	0	0	0	0	1	0	.000

On base pct. .000 • Slugging pct. .000

#44 Collin Taylor - 7 appearances (All games)

Date	Opponent	GS	IP	H	R	ER	BB	SO	2B	3B	HR	WP	BK	HBP	IBB	Score	W-L	Sv	ERA	NP
Mar 20	at Texas		0.1	0	0	0	1	0	0	0	0	0	0	0	0	6-7	0-0	0	0.00	11
Mar 23	at Alabama		1.0	1	1	1	1	0	0	0	0	1	0	0	0	0-10	0-0	0	6.75	18
Apr 02	LITTLE ROCK		0.1	1	0	0	0	0	0	0	0	0	0	0	0	7-17	0-0	0	5.40	3
Apr 09	ORAL ROBERTS		1.0	1	2	2	1	1	0	0	1	1	0	0	0	15-8	0-0	0	10.12	18
Apr 16	ARK.- PINE BLUFF		1.0	0	0	0	2	0	0	0	0	0	0	0	0	16-4	0-0	0	7.36	22
Apr 24	NORTHWESTERN ST.		1.2	1	0	0	1	0	0	0	0	0	0	0	0	7-10	0-0	0	5.06	24
Apr 30	GRAMBLING ST.		1.1	0	0	0	0	2	0	0	0	1	0	1	0	17-3	0-0	0	4.05	20
Totals		0	6.2	4	3	3	6	3	0	0	1	3	0	1	0	68-59	0-0	0	4.05	-



2019 Arkansas Baseball
Individual Game-by-Game for Arkansas (as of May 18, 2019)

#24 Dominic Fletcher - 55 games (All games)

Date	Opponent	Pos	AB	R	H	RBI	2B	3B	HR	BB	SB	CS	HBP	SAC	SF	GDP	K	PO	A	E	Avg
Feb 16	EASTERN ILLINOIS-1	*of	3	1	1	1	0	0	0	2	0	0	0	0	0	0	0	1	0	0	.333
Feb 16	EASTERN ILLINOIS-2	*of	4	2	2	2	1	0	0	0	0	0	0	0	1	0	2	2	0	0	.429
Feb 17	EASTERN ILLINOIS	*of	4	0	0	0	0	0	0	0	0	0	0	0	0	0	1	1	0	0	.273
Feb 21	at USC	*of	5	1	1	0	1	0	0	0	0	0	0	0	0	0	1	3	0	0	.250
Feb 22	at USC	*of	4	1	1	1	1	0	0	1	0	0	0	0	0	0	1	2	0	0	.250
Feb 23	at USC	*of	4	1	1	1	0	0	1	1	0	0	0	0	0	0	2	6	0	0	.250
Feb 27	MEMPHIS	*of	5	0	1	1	0	0	0	0	0	0	0	0	0	0	2	1	0	0	.241
Mar 01	STONY BROOK-1	*of	2	1	1	0	1	0	0	1	0	1	0	0	0	0	0	1	0	0	.258
Mar 01	STONY BROOK-2	*of	3	1	0	1	0	0	0	0	1	0	0	0	1	0	0	1	0	0	.235
Mar 02	STONY BROOK	*of	5	1	2	0	1	0	0	0	0	0	0	0	0	0	0	3	0	0	.256
Mar 06	CHARLOTTE	*of	3	2	1	2	0	0	1	1	0	0	0	0	0	0	0	0	0	0	.262
Mar 08	LOUISIANA TECH	*of	2	1	0	0	0	0	0	1	0	0	1	0	0	0	0	4	0	0	.250
Mar 09	LOUISIANA TECH	*of	4	1	3	0	1	0	0	1	0	0	0	0	0	0	0	4	0	0	.292
Mar 10	LOUISIANA TECH	*of	3	1	1	0	0	0	0	1	0	0	0	0	0	0	0	1	0	0	.294
Mar 12	WESTERN ILLINOIS	*of	3	0	0	0	0	0	0	2	0	0	0	0	0	0	1	2	0	0	.278
Mar 13	WESTERN ILLINOIS	*of	2	1	2	3	1	0	0	2	0	0	0	0	1	0	0	1	0	0	.304
Mar 15	MISSOURI	*of	4	0	1	0	1	0	0	0	0	0	0	0	0	0	1	2	0	0	.300
Mar 16	MISSOURI	*of	3	0	0	0	0	0	0	1	0	0	0	0	0	0	2	6	0	0	.286
Mar 17	MISSOURI	*of	3	0	0	0	0	0	0	0	0	0	0	0	0	0	1	1	0	0	.273
Mar 19	at Texas	*of	4	2	2	0	2	0	0	1	0	0	0	0	0	0	1	4	0	0	.286
Mar 20	at Texas	*of	5	0	1	1	1	0	0	0	0	0	0	0	0	0	1	1	0	0	.280
Mar 22	at Alabama	*of	5	1	2	2	0	0	1	0	0	0	0	0	0	0	1	3	0	0	.287
Mar 23	at Alabama	*of	4	0	1	0	0	0	0	0	0	0	0	0	0	0	0	6	0	0	.286
Mar 24	at Alabama	*of	5	2	3	3	0	0	1	0	0	0	0	0	0	0	0	3	0	0	.303
Mar 26	at Missouri State	*of	4	2	2	1	0	0	0	1	0	0	0	0	0	0	0	3	0	0	.312
Mar 29	OLE MISS	*of	4	2	3	1	2	0	0	0	0	0	0	0	0	0	0	0	0	0	.330
Mar 30	OLE MISS	*of	4	0	0	0	0	0	0	0	0	0	0	0	0	0	1	6	0	0	.317
Mar 31	OLE MISS	*of	4	0	2	2	1	0	0	0	0	0	0	0	0	0	0	5	0	0	.324
Apr 02	LITTLE ROCK	*of	5	1	1	0	0	0	0	0	0	0	0	0	0	0	1	4	0	0	.318
Apr 05	at Auburn-1	*of	4	1	1	0	0	0	0	0	0	0	0	0	0	0	1	4	0	0	.316
Apr 05	at Auburn-2	*of	6	2	4	1	1	0	0	2	0	0	0	0	0	0	2	7	0	0	.333
Apr 06	at Auburn	*of	5	1	1	1	1	0	0	0	0	0	0	0	0	0	0	3	0	0	.328
Apr 09	ORAL ROBERTS	*of	6	2	1	0	1	0	0	0	0	0	0	0	0	0	1	1	0	0	.321
Apr 12	at Vanderbilt	*of	3	1	0	0	0	0	0	0	0	0	1	0	0	0	1	2	0	0	.313
Apr 13	at Vanderbilt	*of	4	0	0	0	0	0	0	0	0	0	0	0	0	0	0	2	0	0	.304
Apr 14	at Vanderbilt	*of	6	1	2	2	0	0	0	0	0	0	0	0	0	0	1	1	0	1	.306
Apr 16	ARK - PINE BLUFF	*of	3	2	3	5	0	0	1	0	0	0	0	0	0	0	0	0	0	0	.320
Apr 18	MISSISSIPPI ST.	*of	4	1	3	2	0	0	1	0	0	0	0	0	0	0	0	1	0	0	.331
Apr 19	MISSISSIPPI ST.	*of	5	1	2	0	0	0	0	1	0	0	0	0	0	1	0	6	0	0	.333
Apr 20	MISSISSIPPI ST.	*of	4	0	0	0	0	0	0	0	0	0	0	0	0	0	0	2	0	0	.325
Apr 23	NORTHWESTERN ST.	*of	5	1	2	2	0	0	1	0	0	0	0	0	0	0	1	3	0	0	.327
Apr 24	NORTHWESTERN ST.	*of	5	2	2	4	0	0	1	0	0	0	0	0	0	0	2	0	0	0	.329
Apr 26	TENNESSEE	*of	5	2	2	1	0	0	0	0	0	0	0	0	0	0	2	3	0	0	.331
Apr 27	TENNESSEE	*of	5	0	2	1	1	0	0	0	0	0	0	0	0	0	1	3	0	0	.333
Apr 28	TENNESSEE	*of	5	0	0	0	0	0	0	0	0	0	0	0	0	1	3	2	0	0	.324
Apr 30	GRAMBLING ST.	*of	4	0	2	0	1	0	0	1	0	0	0	0	0	0	1	1	0	0	.328
May 03	at Kentucky	*of	5	1	1	2	0	0	0	0	0	0	0	0	0	0	3	3	0	0	.325
May 05	at Kentucky-1	*of	4	1	1	2	0	0	1	0	0	0	0	0	0	0	1	1	0	0	.323
May 05	at Kentucky-2	*of	4	0	0	0	0	0	0	0	0	0	0	0	0	1	2	1	0	0	.317
May 09	LSU	*of	4	2	3	3	1	0	1	1	0	0	0	0	0	0	1	2	0	0	.325
May 10	LSU	*of	4	1	2	3	1	0	0	0	0	0	1	0	0	0	2	2	0	0	.329
May 11	LSU	*of	4	0	2	1	1	0	0	0	0	0	0	0	0	0	0	3	0	0	.332
May 16	at Texas A&M	*of	4	0	0	0	0	0	0	0	0	0	0	0	0	0	2	3	0	0	.326
May 17	at Texas A&M	*of	3	0	1	0	0	0	0	1	0	0	0	0	0	0	0	2	0	0	.326
May 18	at Texas A&M	*of	4	0	0	0	0	0	0	0	0	0	0	0	0	0	2	2	0	0	.320
Totals		55gs	225	47	72	52	22	0	10	22	1	1	3	0	3	3	48	137	0	1	.320

On base pct. .383 • Slugging pct. .551

#39 Evan Taylor - 1 game (All games)

Date	Opponent	Pos	AB	R	H	RBI	2B	3B	HR	BB	SB	CS	HBP	SAC	SF	GDP	K	PO	A	E	Avg
Mar 20	at Texas	p	0	0	0	0	0	0	0	0	0	0	0	0	0	0	0	0	1	0	.000
Totals		0gs	0	0	0	0	0	0	0	0	0	0	0	0	0	0	0	0	1	0	.000

On base pct. .000 • Slugging pct. .000



INDIVIDUAL GAME-BY-GAME

2019 Arkansas Baseball Individual Game-by-Game for Arkansas (as of May 18, 2019)

#39 Evan Taylor - 8 appearances (All games)

Date	Opponent	GS	IP	H	R	ER	BB	SO	2B	3B	HR	WP	BK	HBP	IBB	Score	W-L	Sv	ERA	NP
Feb 27	MEMPHIS		1.0	0	0	0	0	3	0	0	0	0	0	0	0	10-3	0-0	0	0.00	18
Mar 02	STONY BROOK		1.0	0	0	0	1	2	0	0	0	2	0	0	0	15-7	0-0	0	0.00	23
Mar 09	LOUISIANA TECH		0.1	0	0	0	0	1	0	0	0	0	0	0	0	7-12	0-0	0	0.00	5
Mar 10	LOUISIANA TECH		1.0	0	0	0	1	1	0	0	0	0	0	0	0	11-0	0-0	0	0.00	16
Mar 13	WESTERN ILLINOIS		2.0	0	0	0	1	4	0	0	0	0	0	0	0	11-1	0-0	0	0.00	32
Mar 20	at Texas		1.0	2	2	2	2	1	0	0	0	0	0	1	0	6-7	0-0	0	2.84	34
Mar 22	at Alabama		0.2	1	3	3	2	1	0	0	0	1	0	0	0	12-3	0-0	0	6.43	26
Mar 31	OLE MISS		0.0	0	0	0	2	0	0	0	0	0	0	0	0	5-10	0-0	0	6.43	9
Totals		0	7.0	3	5	5	9	13	0	0	0	3	0	1	0	77-43	0-0	0	6.43	-

#20 Elijah Trest - 3 games (All games)

Date	Opponent	Pos	AB	R	H	RBI	2B	3B	HR	BB	SB	CS	HBP	SAC	SF	GDP	K	PO	A	E	Avg
Apr 13	at Vanderbilt	p	0	0	0	0	0	0	0	0	0	0	0	0	0	0	0	0	1	0	.000
Apr 16	ARK.- PINE BLUFF	p	0	0	0	0	0	0	0	0	0	0	0	0	0	0	0	1	0	1	.000
Apr 30	GRAMBLING ST.	p	0	0	0	0	0	0	0	0	0	0	0	0	0	0	0	0	1	0	.000
Totals		ogs	0	0	0	0	0	0	0	0	0	0	0	0	0	0	0	1	2	1	.000

On base pct. .000 • Slugging pct. .000

#20 Elijah Trest - 14 appearances (All games)

Date	Opponent	GS	IP	H	R	ER	BB	SO	2B	3B	HR	WP	BK	HBP	IBB	Score	W-L	Sv	ERA	NP
Mar 10	LOUISIANA TECH		1.0	0	0	0	0	3	0	0	0	0	0	0	0	11-0	0-0	0	0.00	20
Mar 13	WESTERN ILLINOIS		1.0	2	1	1	0	0	0	0	0	0	0	1	0	11-1	0-0	0	4.50	12
Mar 20	at Texas		1.2	2	3	3	3	2	0	0	0	0	0	0	0	6-7	0-1	0	9.82	44
Mar 22	at Alabama		1.0	0	0	0	0	0	0	0	0	0	0	0	0	12-3	0-1	0	7.71	12
Mar 26	at Missouri State		0.0	2	0	0	1	0	0	0	0	0	0	0	0	8-2	0-1	0	7.71	15
Mar 31	OLE MISS		1.2	1	0	0	1	1	0	0	0	0	0	2	0	5-10	0-1	0	5.68	30
Apr 02	LITTLE ROCK		0.0	2	3	3	1	0	0	0	0	0	0	0	0	7-17	0-1	0	9.95	16
Apr 09	ORAL ROBERTS		2.0	0	0	0	3	1	0	0	0	0	0	0	0	15-8	0-1	0	7.56	39
Apr 13	at Vanderbilt		3.0	1	0	0	2	1	0	0	0	0	0	1	0	2-12	0-1	0	5.56	51
Apr 16	ARK.- PINE BLUFF		2.0	4	2	1	1	3	0	0	0	0	0	0	0	16-4	0-1	0	5.40	40
Apr 24	NORTHWESTERN ST.		2.0	1	3	3	2	3	0	0	1	1	1	0	0	7-10	0-1	0	6.46	44
Apr 28	TENNESSEE		1.0	0	0	0	0	1	0	0	0	0	0	0	0	4-3	1-1	0	6.06	12
Apr 30	GRAMBLING ST.		0.2	0	0	0	2	1	0	0	0	0	0	1	0	17-3	1-1	0	5.82	22
May 10	LSU		0.0	2	3	3	0	0	0	0	0	0	0	1	0	11-6	1-1	0	7.41	14
Totals		0	17.0	17	15	14	16	16	0	0	1	1	1	6	0	132-86	1-1	0	7.41	-



2019 Arkansas Baseball
Individual Game-by-Game for Arkansas (as of May 18, 2019)

#18 Heston Kjerstad - 54 games (All games)

Date	Opponent	Pos	AB	R	H	RBI	2B	3B	HR	BB	SB	CS	HBP	SAC	SF	GDP	K	PO	A	E	Avg
Feb 16	EASTERN ILLINOIS-1	*of	4	2	1	2	0	0	1	1	0	0	0	0	0	0	0	2	0	0	.250
Feb 16	EASTERN ILLINOIS-2	*of	4	1	1	0	0	0	0	1	0	0	0	0	0	0	1	1	0	0	.250
Feb 17	EASTERN ILLINOIS	*of	5	0	1	1	0	0	0	0	0	0	0	0	0	0	1	2	0	0	.231
Feb 21	at USC	*of	5	0	2	0	0	0	0	0	0	0	0	0	0	0	1	1	0	0	.278
Feb 22	at USC	*of/dh	5	0	0	0	0	0	0	0	0	0	0	0	0	0	4	1	0	1	.217
Feb 23	at USC	*of	5	0	1	0	0	0	0	0	0	0	0	0	0	0	0	2	0	0	.214
Feb 27	MEMPHIS	*of	4	0	1	2	0	0	0	1	0	0	0	0	0	0	1	2	0	0	.219
Mar 01	STONY BROOK-1	*of	4	0	1	0	0	0	0	0	0	0	0	0	0	0	2	0	0	0	.222
Mar 01	STONY BROOK-2	*of	4	1	3	1	1	0	0	0	0	0	0	0	0	0	0	2	0	0	.275
Mar 02	STONY BROOK	*of	6	1	2	1	1	0	0	0	0	0	0	0	0	0	2	2	1	0	.283
Mar 06	CHARLOTTE	*of	4	0	0	0	0	0	0	0	0	0	0	0	0	0	1	2	0	0	.260
Mar 08	LOUISIANA TECH	*of	2	1	0	0	0	0	0	1	0	0	1	0	0	0	1	0	0	0	.250
Mar 09	LOUISIANA TECH	*of	5	1	3	1	0	0	0	0	0	0	0	0	0	0	1	1	0	0	.281
Mar 10	LOUISIANA TECH	*of	5	1	3	1	1	0	0	0	1	0	0	0	0	0	0	3	0	0	.306
Mar 12	WESTERN ILLINOIS	*of	4	3	4	2	0	1	1	0	1	0	1	0	0	0	0	2	0	0	.348
Mar 13	WESTERN ILLINOIS	*of	2	2	1	0	0	0	0	1	0	0	2	0	0	0	0	1	0	0	.353
Mar 15	MISSOURI	*of	3	0	0	0	0	0	0	0	1	0	1	0	0	0	1	2	0	0	.338
Mar 16	MISSOURI	*of	3	0	0	0	0	0	0	0	0	0	1	0	0	0	3	1	0	0	.324
Mar 17	MISSOURI	*of	4	0	2	0	0	0	0	0	0	0	0	0	0	0	0	0	0	0	.333
Mar 19	at Texas	*of	5	1	1	1	0	0	1	0	0	0	0	0	0	0	1	2	0	0	.325
Mar 20	at Texas	*of	4	0	0	0	0	0	0	1	0	0	0	0	0	0	0	1	1	0	.310
Mar 22	at Alabama	*of	5	2	3	4	0	0	1	0	0	0	0	0	0	0	0	1	3	0	.326
Mar 23	at Alabama	*of	4	0	0	0	0	0	0	0	0	0	0	0	0	0	2	3	0	0	.312
Mar 24	at Alabama	*of	4	3	3	0	1	0	0	0	0	1	0	0	0	0	1	0	0	0	.330
Mar 26	at Missouri State	*of	4	2	1	1	0	0	1	1	0	0	0	0	0	0	0	2	0	0	.327
Mar 29	OLE MISS	*of	4	0	0	0	0	0	0	0	0	0	0	0	0	0	1	2	0	0	.315
Mar 30	OLE MISS	*of	3	0	0	0	0	0	0	0	0	0	1	0	0	1	0	2	0	0	.306
Mar 31	OLE MISS	*of	4	2	2	0	0	0	0	0	0	0	0	0	0	1	1	1	0	0	.313
Apr 02	LITTLE ROCK	*of	4	1	2	0	0	0	0	1	0	0	0	0	0	0	1	1	0	0	.319
Apr 05	at Auburn-1	*of	4	1	1	2	0	0	1	0	0	0	0	0	0	0	2	2	0	0	.317
Apr 05	at Auburn-2	*of	8	1	1	1	0	0	1	0	0	0	0	0	0	0	3	1	0	0	.305
Apr 06	at Auburn	*of	5	0	2	2	0	0	0	0	0	0	0	0	0	0	1	0	0	0	.309
Apr 09	ORAL ROBERTS	*of	5	2	2	5	0	0	2	1	0	0	0	0	0	0	0	1	4	0	.312
Apr 12	at Vanderbilt	*of	5	0	1	0	0	0	0	0	0	0	0	0	0	0	3	1	0	0	.308
Apr 13	at Vanderbilt	*of	4	0	1	1	0	0	0	0	0	0	0	0	0	0	0	2	0	0	.307
Apr 14	at Vanderbilt	*of	6	1	4	1	1	0	0	0	0	0	0	0	0	0	1	2	0	0	.321
Apr 16	ARK - PINE BLUFF	*of	3	2	1	2	1	0	0	0	0	0	0	0	0	0	1	0	0	0	.321
Apr 18	MISSISSIPPI ST.	*of	4	0	1	0	0	0	0	0	0	0	0	0	0	0	2	2	0	0	.319
Apr 19	MISSISSIPPI ST.	*of	4	1	1	1	0	0	0	1	0	0	0	0	0	0	2	0	0	0	.317
Apr 23	NORTHWESTERN ST.	*of	4	2	3	1	1	0	1	0	0	0	0	0	0	0	0	2	0	0	.327
Apr 24	NORTHWESTERN ST.	*of	5	1	2	0	1	0	0	0	0	0	0	0	0	0	1	1	0	0	.330
Apr 26	TENNESSEE	*of	3	2	0	0	0	0	0	2	0	0	0	0	0	0	1	6	0	0	.324
Apr 27	TENNESSEE	*of	5	3	3	5	1	0	2	0	0	0	0	0	0	0	1	3	0	0	.332
Apr 28	TENNESSEE	*of	3	0	1	1	0	0	0	0	0	0	2	0	0	0	2	1	0	0	.332
Apr 30	GRAMBLING ST.	*of	5	2	2	3	0	0	1	1	0	0	0	0	0	0	0	1	0	0	.333
May 03	at Kentucky	*of	4	0	1	0	1	0	0	1	0	0	0	0	0	0	0	3	0	0	.332
May 05	at Kentucky-1	*of	3	1	1	0	0	0	0	1	0	0	0	0	0	0	1	0	0	1	.332
May 05	at Kentucky-2	*of	3	0	0	0	0	0	0	0	0	0	0	0	0	0	1	0	0	0	.327
May 09	LSU	*of	3	1	1	0	0	0	0	1	0	0	1	0	0	1	1	2	0	0	.327
May 10	LSU	*of	4	1	2	2	0	0	1	1	1	0	0	0	0	0	1	1	0	0	.330
May 11	LSU	*of	3	0	2	0	0	0	0	1	0	0	0	0	0	0	0	2	0	0	.335
May 16	at Texas A&M	*of	4	0	1	0	0	0	0	0	0	0	0	0	0	0	0	5	0	0	.333
May 17	at Texas A&M	*of	4	1	3	0	0	0	0	0	0	0	0	0	0	0	0	3	0	0	.341
May 18	at Texas A&M	*of	3	0	0	0	0	0	0	0	0	0	1	0	0	0	2	3	0	0	.336
Totals		54gs	223	46	75	44	10	1	14	18	4	0	12	0	0	3	54	91	2	2	.336

On base pct. .415 • Slugging pct. .578



INDIVIDUAL GAME-BY-GAME

2019 Arkansas Baseball Individual Game-by-Game for Arkansas (as of May 18, 2019)

#55 Isaiah Campbell - 11 games (All games)

Date	Opponent	Pos	AB	R	H	RBI	2B	3B	HR	BB	SB	CS	HBP	SAC	SF	GDP	K	PO	A	E	Avg
Feb 16	EASTERN ILLINOIS-1	*p	0	0	0	0	0	0	0	0	0	0	0	0	0	0	0	0	1	0	.000
Feb 22	at USC	*p	0	0	0	0	0	0	0	0	0	0	0	0	0	0	0	0	1	1	.000
Mar 01	STONY BROOK-1	*p	0	0	0	0	0	0	0	0	0	0	0	0	0	0	0	1	0	0	.000
Mar 15	MISSOURI	*p	0	0	0	0	0	0	0	0	0	0	0	0	0	0	0	1	1	0	.000
Mar 29	OLE MISS	*p	0	0	0	0	0	0	0	0	0	0	0	0	0	0	0	1	0	0	.000
Apr 05	at Auburn-1	*p	0	0	0	0	0	0	0	0	0	0	0	0	0	0	0	0	2	0	.000
Apr 12	at Vanderbilt	*p	0	0	0	0	0	0	0	0	0	0	0	0	0	0	0	1	0	0	.000
Apr 18	MISSISSIPPI ST.	*p	0	0	0	0	0	0	0	0	0	0	0	0	0	0	0	0	1	0	.000
Apr 26	TENNESSEE	*p	0	0	0	0	0	0	0	0	0	0	0	0	0	0	0	0	1	0	.000
May 03	at Kentucky	*p	0	0	0	0	0	0	0	0	0	0	0	0	0	0	0	0	2	0	.000
May 09	LSU	*p	0	0	0	0	0	0	0	0	0	0	0	0	0	0	0	0	1	0	.000
Totals		11gs	0	0	0	0	0	0	0	0	0	0	0	0	0	0	0	4	10	1	.000

On base pct. .000 • Slugging pct. .000

#55 Isaiah Campbell - 14 appearances (All games)

Date	Opponent	GS	IP	H	R	ER	BB	SO	2B	3B	HR	WP	BK	HBP	IBB	Score	W-L	Sv	ERA	NP
Feb 16	EASTERN ILLINOIS-1	*	5.0	5	3	3	0	5	1	0	0	0	0	0	0	15-7	1-0	0	5.40	83
Feb 22	at USC	*	5.1	6	6	3	2	5	1	0	0	0	0	0	0	8-6	2-0	0	5.23	82
Mar 01	STONY BROOK-1	*	7.0	3	0	0	1	13	1	0	0	0	0	0	0	3-1	3-0	0	3.12	99
Mar 08	LOUISIANA TECH	*	6.0	7	2	2	0	10	1	0	0	0	0	0	0	4-2	3-0	0	3.09	98
Mar 15	MISSOURI	*	7.0	2	0	0	1	11	0	0	0	1	0	0	0	2-0	4-0	0	2.37	100
Mar 22	at Alabama	*	7.0	5	0	0	1	7	0	0	0	0	0	1	0	12-3	5-0	0	1.93	91
Mar 29	OLE MISS	*	7.0	4	2	2	5	2	0	0	0	0	0	0	0	5-3	6-0	0	2.03	95
Apr 05	at Auburn-1	*	6.2	7	3	3	3	3	0	0	0	0	0	0	0	3-6	6-0	0	2.29	96
Apr 12	at Vanderbilt	*	7.2	6	3	3	0	9	3	1	0	1	0	0	0	2-3	6-1	0	2.45	98
Apr 18	MISSISSIPPI ST.	*	7.2	5	2	2	0	10	1	0	1	1	0	0	0	5-3	7-1	0	2.44	105
Apr 26	TENNESSEE	*	4.2	6	7	3	3	3	0	0	1	0	0	0	0	11-9	7-1	0	2.66	81
May 03	at Kentucky	*	7.0	5	1	1	0	6	1	1	0	0	0	1	0	5-2	8-1	0	2.54	104
May 09	LSU	*	6.0	4	2	2	1	4	1	0	1	0	0	0	0	14-4	9-1	0	2.57	95
May 16	at Texas A&M	*	6.0	6	2	1	1	6	0	0	0	0	0	0	0	7-3	10-1	0	2.50	102
Totals		14	90.0	71	33	25	15	97	12	2	3	3	0	2	0	96-52	10-1	0	2.50	-

#35 Jacob Kostyshock - 4 games (All games)

Date	Opponent	Pos	AB	R	H	RBI	2B	3B	HR	BB	SB	CS	HBP	SAC	SF	GDP	K	PO	A	E	Avg
Feb 23	at USC	p	0	0	0	0	0	0	0	0	0	0	0	0	0	0	0	2	1	0	.000
Mar 01	STONY BROOK-2	p	0	0	0	0	0	0	0	0	0	0	0	0	0	0	0	0	1	1	.000
Apr 23	NORTHWESTERN ST.	p	0	0	0	0	0	0	0	0	0	0	0	0	0	0	0	0	1	0	.000
May 05	at Kentucky-2	p	0	0	0	0	0	0	0	0	0	0	0	0	0	0	0	1	0	0	.000
Totals		0gs	0	0	0	0	0	0	0	0	0	0	0	0	0	0	0	3	3	1	.000

On base pct. .000 • Slugging pct. .000



2019 Arkansas Baseball
Individual Game-by-Game for Arkansas (as of May 18, 2019)

#35 Jacob Kostyshock - 17 appearances (All games)

Date	Opponent	GS	IP	H	R	ER	BB	SO	2B	3B	HR	WP	BK	HBP	IBB	Score	W-L	Sv	ERA	NP
Feb 17	EASTERN ILLINOIS	*	5.0	3	0	0	2	3	0	0	0	0	0	0	0	3-2	0-0	0	0.00	74
Feb 23	at USC		3.2	3	1	1	0	3	1	0	0	0	0	0	0	4-6	0-0	0	1.04	48
Mar 01	STONY BROOK-2		2.0	1	0	0	0	2	0	0	0	0	0	0	0	4-3	0-0	1	0.84	26
Mar 09	LOUISIANA TECH		1.1	2	3	1	0	2	0	0	0	0	0	1	0	7-12	0-1	1	1.50	22
Mar 12	WESTERN ILLINOIS		1.0	0	0	0	0	1	0	0	0	0	0	0	0	8-0	0-1	1	1.38	9
Mar 15	MISSOURI		1.0	0	0	0	1	1	0	0	0	1	0	0	0	2-0	0-1	1	1.29	22
Mar 17	MISSOURI		2.1	1	2	2	0	3	0	0	1	0	0	1	0	3-2	1-1	1	2.20	33
Mar 24	at Alabama		1.2	2	0	0	2	1	0	0	0	0	0	0	0	10-2	1-1	1	2.00	36
Mar 29	OLE MISS		0.1	1	0	0	1	0	0	0	0	0	0	0	0	5-3	1-1	1	1.96	14
Apr 20	MISSISSIPPI ST.		0.2	1	2	2	2	0	0	0	0	1	0	0	0	10-2	1-1	1	2.84	22
Apr 23	NORTHWESTERN ST.		1.0	0	0	0	1	0	0	0	0	0	0	0	0	19-2	1-1	1	2.70	11
Apr 26	TENNESSEE		1.1	2	0	0	0	3	1	0	0	0	0	0	0	11-9	1-1	1	2.53	20
Apr 27	TENNESSEE		0.1	0	0	0	0	0	0	0	0	0	0	0	0	15-3	1-1	1	2.49	2
May 05	at Kentucky-2		1.2	0	0	0	0	2	0	0	0	0	0	0	0	3-4	1-1	1	2.31	25
May 10	LSU		0.2	0	0	0	0	1	0	0	0	0	0	0	0	11-6	1-1	1	2.25	10
May 11	LSU		0.2	2	1	1	0	1	1	0	1	0	0	0	0	2-3	1-2	1	2.55	16
May 16	at Texas A&M		0.2	1	0	0	0	1	0	0	0	0	0	0	0	7-3	1-2	1	2.49	13
Totals		1	25.1	19	9	7	9	24	3	0	2	2	0	2	0	124-62	1-2	1	2.49	-

#21 Jacob Burton - 1 game (All games)

Date	Opponent	Pos	AB	R	H	RBI	2B	3B	HR	BB	SB	CS	HBP	SAC	SF	GDP	K	PO	A	E	Avg
Apr 02	LITTLE ROCK	p	0	0	0	0	0	0	0	0	0	0	0	0	0	0	0	0	0	1	.000
Totals		ogs	0	0	0	0	0	0	0	0	0	0	0	0	0	0	0	0	0	1	.000

On base pct. .000 • Slugging pct. .000

#21 Jacob Burton - 11 appearances (All games)

Date	Opponent	GS	IP	H	R	ER	BB	SO	2B	3B	HR	WP	BK	HBP	IBB	Score	W-L	Sv	ERA	NP
Feb 16	EASTERN ILLINOIS-1		2.0	3	3	3	1	0	1	0	1	0	0	0	0	15-7	0-0	0	13.50	32
Feb 27	MEMPHIS		1.0	1	0	0	1	1	1	0	0	0	0	0	0	10-3	0-0	0	9.00	18
Mar 02	STONY BROOK		1.0	1	0	0	0	1	0	0	0	0	0	0	0	15-7	0-0	0	6.75	10
Mar 06	CHARLOTTE		1.0	1	0	0	0	1	0	0	0	0	0	0	0	9-2	0-0	0	5.40	14
Mar 09	LOUISIANA TECH		0.1	1	1	1	0	1	0	0	1	0	0	1	0	7-12	0-0	0	6.75	7
Mar 20	at Texas		0.0	0	1	0	1	0	0	0	0	0	0	1	0	6-7	0-0	0	6.75	9
Apr 02	LITTLE ROCK		0.0	1	1	0	0	0	1	0	0	1	0	0	0	7-17	0-0	0	6.75	6
Apr 24	NORTHWESTERN ST.		1.0	1	1	1	1	1	0	0	0	0	0	0	0	7-10	0-0	0	7.11	15
Apr 27	TENNESSEE		1.0	1	0	0	0	1	1	0	0	0	0	0	0	15-3	0-0	0	6.14	16
Apr 30	GRAMBLING ST.		1.0	0	0	0	1	1	0	0	0	0	0	0	0	17-3	0-0	0	5.40	12
May 09	LSU		1.0	0	0	0	1	0	0	0	0	0	0	0	0	14-4	0-0	0	4.82	17
Totals		0	9.1	10	7	5	6	7	4	0	2	1	0	2	0	122-75	0-0	0	4.82	-



INDIVIDUAL GAME-BY-GAME

2019 Arkansas Baseball Individual Game-by-Game for Arkansas (as of May 18, 2019)

#7 Jack Kenley - 55 games (All games)

Date	Opponent	Pos	AB	R	H	RBI	2B	3B	HR	BB	SB	CS	HBP	SAC	SF	GDP	K	PO	A	E	Avg
Feb 16	EASTERN ILLINOIS-1	*2b	4	1	2	2	1	0	1	1	0	0	0	0	0	0	0	1	7	0	.500
Feb 16	EASTERN ILLINOIS-2	*2b	3	1	1	0	0	0	0	2	0	0	0	0	0	0	0	2	3	0	.429
Feb 17	EASTERN ILLINOIS	*2b	2	1	1	0	0	0	0	2	0	0	0	0	0	0	0	0	5	0	.444
Feb 21	at USC	*2b	4	1	0	0	0	0	0	0	0	0	0	0	0	0	2	0	1	0	.308
Feb 22	at USC	*2b	5	1	2	3	0	1	0	0	0	0	0	0	0	0	0	0	5	0	.333
Feb 23	at USC	*2b	5	0	1	0	0	0	0	1	0	0	0	0	0	0	1	2	3	0	.304
Feb 27	MEMPHIS	*2b	3	2	1	2	0	0	0	1	0	0	0	0	0	0	0	1	2	0	.308
Mar 01	STONY BROOK-1	*2b	3	0	1	0	0	0	0	0	1	0	0	0	0	0	0	1	1	0	.310
Mar 01	STONY BROOK-2	*2b	2	1	0	0	0	0	0	2	2	0	0	0	0	0	0	1	2	0	.290
Mar 02	STONY BROOK	*2b	4	3	2	5	0	0	2	1	0	0	0	0	0	0	1	3	2	0	.314
Mar 06	CHARLOTTE	*2b	2	1	1	1	0	0	0	1	0	0	0	0	1	0	0	1	6	1	.324
Mar 08	LOUISIANA TECH	*2b	4	0	2	0	0	0	0	0	0	0	0	0	0	0	0	2	1	0	.341
Mar 09	LOUISIANA TECH	*2b	3	0	0	0	0	0	0	0	0	0	0	0	0	0	3	0	2	0	.318
Mar 10	LOUISIANA TECH	*2b	3	3	2	1	0	1	0	1	0	0	0	0	0	0	0	3	3	0	.340
Mar 12	WESTERN ILLINOIS	*2b	0	0	0	1	0	0	0	0	0	1	0	1	0	0	0	0	1	0	.340
Mar 13	WESTERN ILLINOIS	*2b	4	2	1	0	0	0	0	1	0	0	0	0	0	0	3	2	4	0	.333
Mar 15	MISSOURI	*2b	4	0	0	0	0	0	0	0	0	0	0	0	0	0	1	0	0	0	.309
Mar 16	MISSOURI	*2b	3	0	0	0	0	0	0	0	0	0	0	0	0	0	3	0	5	0	.293
Mar 17	MISSOURI	*2b	3	1	1	1	0	0	1	0	0	0	0	0	0	0	1	2	2	0	.295
Mar 19	at Texas	*2b	3	2	1	0	0	0	0	2	0	0	0	0	0	0	0	1	2	0	.297
Mar 20	at Texas	*2b	2	2	1	0	1	0	0	1	0	0	2	0	0	0	0	4	3	0	.303
Mar 22	at Alabama	*2b	5	2	3	1	0	0	0	0	0	0	0	0	0	0	2	2	2	0	.324
Mar 23	at Alabama	*2b	2	0	0	0	0	0	0	1	0	0	0	0	0	1	0	1	4	0	.315
Mar 24	at Alabama	*2b	3	0	0	1	0	0	0	1	1	0	0	0	1	0	0	0	5	1	.303
Mar 26	at Missouri State	*2b	5	1	2	1	0	0	0	0	0	0	0	0	0	0	2	2	2	0	.309
Mar 29	OLE MISS	*2b	4	0	0	0	0	0	0	0	0	0	0	0	0	0	3	2	3	0	.294
Mar 30	OLE MISS	*2b	3	1	1	2	0	0	1	1	0	1	0	0	0	0	1	0	4	0	.295
Mar 31	OLE MISS	*2b	4	0	2	0	0	0	0	0	0	1	0	0	0	0	1	1	5	0	.304
Apr 02	LITTLE ROCK	*2b	2	2	2	3	0	0	1	2	0	0	1	0	0	0	0	1	2	1	.319
Apr 05	at Auburn-1	*2b	4	0	0	0	0	0	0	0	0	0	0	0	0	0	1	1	4	0	.306
Apr 05	at Auburn-2	*2b	5	1	0	0	0	0	0	2	0	0	0	1	0	0	2	3	5	0	.291
Apr 06	at Auburn	*2b	3	1	1	0	1	0	0	2	1	0	0	0	0	0	0	1	2	0	.292
Apr 09	ORAL ROBERTS	*3b/2b	6	0	2	1	0	0	0	0	0	0	0	0	0	0	0	1	1	2	.295
Apr 12	at Vanderbilt	*2b	2	1	2	0	0	0	0	2	0	0	0	0	0	0	0	0	2	0	.307
Apr 13	at Vanderbilt	*2b	4	0	0	0	0	0	0	0	0	0	0	0	0	1	0	2	4	0	.297
Apr 14	at Vanderbilt	*2b	4	2	2	1	1	0	0	2	0	0	0	0	0	0	0	0	2	0	.303
Apr 16	ARK - PINE BLUFF	*3b	4	1	2	3	0	1	1	1	0	0	0	0	0	0	0	1	2	0	.310
Apr 18	MISSISSIPPI ST.	*2b	4	0	1	0	1	0	0	0	0	0	0	0	0	0	2	1	2	0	.308
Apr 19	MISSISSIPPI ST.	*2b	5	1	0	1	0	0	0	1	0	0	0	0	0	1	3	0	2	0	.296
Apr 20	MISSISSIPPI ST.	*2b	3	2	1	0	0	0	0	1	0	0	0	0	0	0	1	1	5	0	.297
Apr 23	NORTHWESTERN ST.	*3b	5	2	2	3	0	0	1	1	0	0	0	0	0	0	0	0	4	0	.301
Apr 24	NORTHWESTERN ST.	*2b	5	1	1	2	0	1	0	0	0	0	0	0	0	0	2	3	3	0	.297
Apr 26	TENNESSEE	*2b	4	2	2	1	0	0	0	1	0	0	0	0	0	0	1	1	1	0	.303
Apr 27	TENNESSEE	*2b	5	0	1	0	0	0	0	0	0	0	0	0	0	0	2	1	0	0	.299
Apr 28	TENNESSEE	*2b	4	2	3	1	1	0	1	1	0	0	0	0	0	0	0	2	3	1	.311
Apr 30	GRAMBLING ST.	*3b/ss	4	1	1	1	0	0	0	1	1	0	1	0	0	0	2	1	2	0	.309
May 03	at Kentucky	*2b	3	0	0	0	0	0	0	0	0	0	2	0	0	0	2	0	4	0	.304
May 05	at Kentucky-1	*2b	4	1	2	0	0	0	0	0	0	0	0	0	0	0	1	1	1	0	.308
May 05	at Kentucky-2	*2b	3	0	1	0	0	0	0	0	0	0	0	0	0	0	1	1	2	0	.309
May 09	LSU	*2b	4	2	2	4	0	0	1	1	1	0	0	0	0	0	0	0	3	0	.313
May 10	LSU	*2b	3	0	1	0	1	0	0	1	0	0	1	0	0	0	0	4	2	0	.313
May 11	LSU	*2b	3	0	1	0	0	0	0	1	0	0	0	0	0	1	0	2	7	0	.314
May 16	at Texas A&M	*2b	4	1	2	1	1	0	1	0	0	0	0	0	0	0	2	0	4	0	.317
May 17	at Texas A&M	*2b/3b	4	1	2	2	0	0	1	0	0	0	0	0	0	0	1	0	3	2	.321
May 18	at Texas A&M	*2b	4	0	1	0	0	0	0	0	0	0	0	0	0	0	0	2	3	0	.320
Totals		54gs	197	50	63	45	8	4	12	38	8	2	8	1	3	4	48	64	161	6	.320

On base pct. .443 • Slugging pct. .584

2019 Arkansas Baseball
Individual Game-by-Game for Arkansas (as of May 18, 2019)

#8 Jordan McFarland - 23 games (All games)

Date	Opponent	Pos	AB	R	H	RBI	2B	3B	HR	BB	SB	CS	HBP	SAC	SF	GDP	K	PO	A	E	Avg
Feb 16	EASTERN ILLINOIS-2	*dh	4	2	2	3	0	0	0	1	1	0	0	0	0	0	1	0	0	0	.500
Feb 17	EASTERN ILLINOIS	*dh	1	0	0	1	0	0	0	0	0	0	0	0	1	0	0	0	0	0	.400
Feb 22	at USC	ph/dh	2	0	1	0	0	0	0	0	0	0	0	0	0	0	1	0	0	0	.429
Feb 23	at USC	*dh	5	0	0	0	0	0	0	0	0	0	0	0	0	0	3	0	0	0	.250
Mar 01	STONY BROOK-2	*dh	3	0	0	0	0	0	0	0	0	0	0	0	0	0	2	0	0	0	.200
Mar 02	STONY BROOK	ph/1b	0	0	0	0	0	0	0	1	0	0	0	0	0	0	0	2	0	0	.200
Mar 06	CHARLOTTE	1b	1	0	0	0	0	0	0	0	0	0	0	0	0	0	0	4	0	0	.188
Mar 12	WESTERN ILLINOIS	*1b	3	0	1	1	0	0	0	0	0	0	0	0	1	0	0	6	0	0	.211
Mar 13	WESTERN ILLINOIS	*dh	5	0	0	0	0	0	0	0	0	0	0	0	0	0	2	0	0	0	.167
Mar 20	at Texas	*dh	4	1	0	0	0	0	0	0	0	0	1	0	0	0	2	0	0	0	.143
Mar 26	at Missouri State	ph	1	0	0	0	0	0	0	0	0	0	0	0	0	0	0	0	0	0	.138
Apr 02	LITTLE ROCK	ph	1	0	0	0	0	0	0	0	0	0	0	0	0	0	0	0	0	0	.133
Apr 09	ORAL ROBERTS	*1b	2	1	0	0	0	0	0	1	0	0	0	0	0	0	2	3	0	0	.125
Apr 13	at Vanderbilt	1b	2	0	1	0	0	0	0	0	0	0	0	0	0	0	0	4	1	0	.147
Apr 16	ARK.- PINE BLUFF	*1b	4	0	2	1	0	0	0	1	1	0	0	0	0	0	0	6	0	0	.184
Apr 20	MISSISSIPPI ST.	*dh	3	2	2	1	0	0	0	0	0	0	1	0	0	0	0	0	0	0	.220
Apr 23	NORTHWESTERN ST.	*1b	6	2	2	3	0	0	1	0	0	0	0	0	0	0	2	6	1	0	.234
Apr 27	TENNESSEE	*dh	3	3	2	1	1	0	1	1	0	0	1	0	0	0	1	0	0	0	.260
Apr 28	TENNESSEE	*dh	4	1	1	0	0	0	0	0	0	0	0	0	0	0	2	0	0	0	.259
Apr 30	GRAMBLING ST.	*1b	3	1	1	1	0	0	0	1	0	0	0	0	1	0	0	7	0	0	.263
May 10	LSU	pr	0	1	0	0	0	0	0	0	0	0	0	0	0	0	0	0	0	0	.263
May 11	LSU	ph	1	0	0	0	0	0	0	0	0	0	0	0	0	0	1	0	0	0	.259
May 17	at Texas A&M	ph/1b	2	0	0	0	0	0	0	0	0	0	0	0	0	0	2	3	0	0	.250
Totals		14gs	60	14	15	12	1	0	2	6	2	0	3	0	3	0	21	41	2	0	.250

On base pct. .333 • Slugging pct. .367



INDIVIDUAL GAME-BY-GAME

2019 Arkansas Baseball Individual Game-by-Game for Arkansas (as of May 18, 2019)

#5 Jacob Nesbit - 53 games (All games)

Date	Opponent	Pos	AB	R	H	RBI	2B	3B	HR	BB	SB	CS	HBP	SAC	SF	GDP	K	PO	A	E	Avg
Feb 16	EASTERN ILLINOIS-1	*3b	4	1	2	0	0	0	0	1	0	0	0	0	0	0	0	0	3	0	.500
Feb 16	EASTERN ILLINOIS-2	*3b	4	1	2	3	0	0	0	0	0	0	0	0	0	0	1	1	2	0	.500
Feb 17	EASTERN ILLINOIS	*3b	2	0	0	0	0	0	0	0	0	0	0	2	0	0	1	0	1	0	.400
Feb 21	at USC	*3b	3	1	0	0	0	0	0	1	0	0	0	0	0	1	1	0	1	0	.308
Feb 22	at USC	*3b	4	1	0	0	0	0	0	1	0	0	0	0	0	0	3	2	1	0	.235
Feb 23	at USC	*3b	5	1	2	0	0	0	0	0	0	0	0	0	0	0	0	0	0	0	.273
Feb 27	MEMPHIS	*3b/2b	2	1	0	1	0	0	0	1	1	0	0	0	1	0	0	2	0	0	.250
Mar 01	STONY BROOK-1	*3b	2	0	0	0	0	0	0	1	0	0	0	0	0	0	0	0	0	0	.231
Mar 01	STONY BROOK-2	*3b	4	0	1	1	0	0	0	0	0	0	0	0	0	0	1	0	1	0	.233
Mar 02	STONY BROOK	*3b	2	1	0	0	0	0	0	1	0	0	0	0	0	0	2	0	0	0	.219
Mar 06	CHARLOTTE	*3b	2	1	1	1	0	0	0	0	0	0	0	1	0	0	0	1	0	0	.235
Mar 08	LOUISIANA TECH	*3b	3	0	1	0	0	0	0	1	0	0	0	0	0	0	0	0	2	0	.243
Mar 09	LOUISIANA TECH	*3b/2b	5	1	1	0	0	0	0	0	0	0	0	0	0	0	2	0	3	1	.238
Mar 10	LOUISIANA TECH	*3b	2	1	2	2	0	0	0	0	0	0	0	1	0	0	0	0	1	0	.273
Mar 12	WESTERN ILLINOIS	*3b	4	0	2	1	0	0	0	0	0	0	0	0	0	0	1	1	1	0	.292
Mar 13	WESTERN ILLINOIS	*3b	3	1	2	1	0	0	0	1	1	0	0	1	0	0	0	0	2	0	.314
Mar 15	MISSOURI	*3b	2	0	1	1	0	0	0	0	0	0	0	0	1	0	1	0	1	1	.321
Mar 16	MISSOURI	*3b	3	1	1	0	0	0	0	0	0	0	0	0	0	0	0	0	1	0	.321
Mar 17	MISSOURI	*3b	3	1	1	0	0	0	0	0	0	0	0	0	0	0	0	0	1	0	.322
Mar 19	at Texas	*3b	3	2	1	2	1	0	0	1	0	0	0	0	0	0	0	0	1	0	.323
Mar 20	at Texas	*3b	4	1	3	2	1	0	0	0	1	1	1	0	0	0	1	1	1	0	.348
Mar 22	at Alabama	*3b	4	1	2	3	1	0	1	0	0	0	0	0	0	0	1	0	1	0	.357
Mar 23	at Alabama	*3b	3	0	1	0	0	0	0	0	0	1	0	0	0	0	0	3	2	1	.356
Mar 24	at Alabama	*3b	5	0	1	0	0	0	0	0	1	0	0	0	0	0	1	0	0	0	.346
Mar 26	at Missouri State	*3b	5	0	1	2	0	0	0	0	0	0	0	0	0	0	3	1	3	0	.337
Mar 29	OLE MISS	*3b	3	1	0	0	0	0	0	1	0	0	0	0	0	0	2	1	3	0	.326
Mar 30	OLE MISS	*3b	4	0	1	0	1	0	0	0	0	0	0	0	0	0	3	0	0	0	.322
Mar 31	OLE MISS	*3b	4	0	0	0	0	0	0	0	0	0	0	0	0	0	1	0	0	0	.309
Apr 02	LITTLE ROCK	*3b	4	0	0	0	0	0	0	1	0	0	0	0	0	0	0	1	2	0	.296
Apr 05	at Auburn-1	*3b	2	0	1	1	0	0	0	1	0	0	0	0	1	0	0	0	2	0	.300
Apr 05	at Auburn-2	*3b	6	0	0	0	0	0	0	2	0	0	0	0	0	0	2	0	4	0	.283
Apr 06	at Auburn	*3b	4	0	1	2	0	0	0	1	1	0	0	0	0	0	1	0	0	0	.282
Apr 09	ORAL ROBERTS	3b	2	0	1	1	0	0	0	0	0	0	0	0	1	0	0	0	1	0	.286
Apr 12	at Vanderbilt	*3b	3	0	0	1	0	0	0	1	0	0	0	0	0	0	0	0	0	0	.278
Apr 13	at Vanderbilt	*3b	4	1	1	0	1	0	0	0	0	0	0	0	0	0	1	0	1	0	.277
Apr 14	at Vanderbilt	*3b	4	2	2	2	1	0	0	1	0	0	0	0	1	0	1	0	3	0	.285
Apr 18	MISSISSIPPI ST.	*3b	4	0	0	0	0	0	0	0	0	0	0	0	0	0	2	0	3	0	.276
Apr 19	MISSISSIPPI ST.	*3b	3	2	1	1	0	0	0	2	0	0	0	0	0	0	1	1	1	0	.277
Apr 20	MISSISSIPPI ST.	*3b	4	1	2	4	0	0	1	0	0	0	0	0	1	0	0	1	0	0	.284
Apr 24	NORTHWESTERN ST.	*3b	3	0	1	1	0	0	0	0	0	0	0	0	1	0	1	0	5	0	.285
Apr 26	TENNESSEE	*3b	3	1	3	6	1	0	1	1	1	0	0	0	1	0	0	0	1	0	.300
Apr 27	TENNESSEE	*3b	5	0	0	0	0	0	0	0	0	0	0	0	0	0	0	1	2	0	.290
Apr 28	TENNESSEE	*3b	5	0	0	0	0	0	0	0	0	0	0	0	0	0	2	0	2	0	.280
Apr 30	GRAMBLING ST.	3b	0	1	0	0	0	0	0	0	0	0	1	0	0	0	0	0	0	0	.280
May 03	at Kentucky	*3b	4	0	0	1	0	0	0	0	0	0	0	0	0	0	1	2	1	0	.273
May 05	at Kentucky-1	*3b	3	2	1	0	0	0	0	1	0	0	0	0	0	0	0	0	0	0	.274
May 05	at Kentucky-2	*3b	1	0	0	0	0	0	0	2	0	0	0	0	0	0	0	0	0	0	.272
May 09	LSU	*3b	4	2	2	0	0	0	0	1	0	0	0	0	0	0	2	1	2	0	.278
May 10	LSU	*3b	5	0	1	1	0	0	0	0	0	0	0	0	0	0	2	0	1	0	.275
May 11	LSU	*3b	2	0	0	0	0	0	0	0	0	0	0	1	0	0	0	0	1	0	.272
May 16	at Texas A&M	*3b	4	0	0	0	0	0	0	0	0	0	0	0	0	0	3	1	1	0	.266
May 17	at Texas A&M	*3b	2	0	0	0	0	0	0	0	0	0	0	0	0	0	1	0	0	0	.263
May 18	at Texas A&M	*3b	3	0	0	0	0	0	0	0	0	0	0	0	0	0	1	0	3	1	.258
Totals		51gs	178	30	46	41	7	0	3	24	6	2	2	5	8	2	46	20	69	4	.258

On base pct. .340 • Slugging pct. .348

#45 Kevin Kopps - 5 games (All games)

Date	Opponent	Pos	AB	R	H	RBI	2B	3B	HR	BB	SB	CS	HBP	SAC	SF	GDP	K	PO	A	E	Avg
Feb 22	at USC	p	0	0	0	0	0	0	0	0	0	0	0	0	0	0	0	0	1	0	.000
Apr 05	at Auburn-2	p	0	0	0	0	0	0	0	0	0	0	0	0	0	0	0	0	1	0	.000
Apr 19	MISSISSIPPI ST.	p	0	0	0	0	0	0	0	0	0	0	0	0	0	0	0	1	1	0	.000
Apr 26	TENNESSEE	p	0	0	0	0	0	0	0	0	0	0	0	0	0	0	0	0	1	0	.000
May 16	at Texas A&M	p	0	0	0	0	0	0	0	0	0	0	0	0	0	0	0	1	0	0	.000
Totals		0gs	0	0	0	0	0	0	0	0	0	0	0	0	0	0	0	2	4	0	.000

On base pct. .000 • Slugging pct. .000



2019 Arkansas Baseball
Individual Game-by-Game for Arkansas (as of May 18, 2019)

#45 Kevin Kopps - 25 appearances (All games)

Date	Opponent	GS	IP	H	R	ER	BB	SO	2B	3B	HR	WP	BK	HBP	IBB	Score	W-L	Sv	ERA	NP
Feb 22	at USC		2.2	3	0	0	0	0	0	0	0	0	0	0	0	8-6	0-0	0	0.00	28
Mar 01	STONY BROOK-1		1.0	1	1	1	0	2	0	0	1	0	0	0	0	3-1	0-0	0	2.45	16
Mar 06	CHARLOTTE		1.0	0	0	0	1	2	0	0	0	0	0	0	0	9-2	0-0	0	1.93	19
Mar 08	LOUISIANA TECH		2.0	0	0	0	0	3	0	0	0	0	0	1	0	4-2	1-0	0	1.35	25
Mar 10	LOUISIANA TECH		1.0	1	0	0	1	1	0	0	0	0	0	0	0	11-0	1-0	0	1.17	21
Mar 12	WESTERN ILLINOIS		1.0	0	0	0	1	2	0	0	0	0	0	0	0	8-0	1-0	0	1.04	16
Mar 16	MISSOURI		0.1	1	0	0	0	0	0	0	0	0	0	0	0	4-3	1-0	0	1.00	6
Mar 17	MISSOURI		1.2	1	0	0	1	1	0	0	0	1	0	0	0	3-2	1-0	0	0.84	24
Mar 24	at Alabama		1.1	0	0	0	0	4	0	0	0	0	0	0	0	10-2	1-0	0	0.75	18
Mar 26	at Missouri State		1.0	1	0	0	0	2	0	0	0	0	0	0	0	8-2	1-0	0	0.69	13
Mar 30	OLE MISS		1.0	2	1	1	0	0	1	0	0	0	0	0	0	3-4	1-1	0	1.29	13
Mar 31	OLE MISS		0.2	2	3	3	1	1	0	0	0	0	0	0	0	5-10	1-2	0	3.07	17
Apr 05	at Auburn-1		0.2	2	2	2	0	1	2	0	0	0	0	0	0	3-6	1-3	0	4.11	13
Apr 05	at Auburn-2		1.1	0	0	0	0	2	0	0	0	0	0	0	0	9-6	2-3	0	3.78	21
Apr 09	ORAL ROBERTS		2.0	2	0	0	0	2	0	0	0	0	0	0	0	15-8	2-3	0	3.38	31
Apr 12	at Vanderbilt		0.1	0	0	0	0	1	0	0	0	0	0	0	0	2-3	2-3	0	3.32	4
Apr 14	at Vanderbilt		1.0	0	0	0	0	1	0	0	0	0	0	0	0	14-12	2-3	0	3.15	12
Apr 19	MISSISSIPPI ST.		3.0	0	0	0	1	3	0	0	0	0	0	1	0	12-5	3-3	0	2.74	47
Apr 23	NORTHWESTERN ST.		1.0	3	1	1	0	1	1	0	0	0	0	0	0	19-2	3-3	0	3.00	21
Apr 26	TENNESSEE		2.0	4	2	2	0	3	2	0	0	0	0	0	0	11-9	4-3	0	3.46	36
May 03	at Kentucky		0.0	1	1	1	2	0	0	0	0	0	0	0	0	5-2	4-3	0	3.81	15
May 05	at Kentucky-2		1.0	0	0	0	0	2	0	0	0	0	0	0	0	3-4	4-3	0	3.67	17
May 10	LSU		4.0	1	0	0	1	4	1	0	0	0	0	0	0	11-6	5-3	0	3.19	44
May 16	at Texas A&M		1.1	3	1	1	0	0	2	0	0	0	0	0	0	7-3	5-3	0	3.34	15
May 18	at Texas A&M		1.0	0	0	0	0	2	0	0	0	1	0	1	0	1-6	5-3	0	3.24	14
Totals		0	33.1	28	12	12	9	40	9	0	1	2	0	3	0	188-106	5-3	0	3.24	-

#28 Kole Ramage - 10 games (All games)

Date	Opponent	Pos	AB	R	H	RBI	2B	3B	HR	BB	SB	CS	HBP	SAC	SF	GDP	K	PO	A	E	Avg
Feb 21	at USC	p	0	0	0	0	0	0	0	0	0	0	0	0	0	0	0	1	0	0	.000
Mar 01	STONY BROOK-2	p	0	0	0	0	0	0	0	0	0	0	0	0	0	0	0	1	2	0	.000
Mar 19	at Texas	p	0	0	0	0	0	0	0	0	0	0	0	0	0	0	0	0	1	0	.000
Mar 30	OLE MISS	p	0	0	0	0	0	0	0	0	0	0	0	0	0	0	0	0	1	0	.000
Apr 05	at Auburn-2	p	0	0	0	0	0	0	0	0	0	0	0	0	0	0	0	0	4	0	.000
Apr 09	ORAL ROBERTS	p	0	0	0	0	0	0	0	0	0	0	0	0	0	0	0	0	0	1	.000
Apr 13	at Vanderbilt	p	0	0	0	0	0	0	0	0	0	0	0	0	0	0	0	1	0	0	.000
Apr 23	NORTHWESTERN ST.	*p	0	0	0	0	0	0	0	0	0	0	0	0	0	0	0	1	0	0	.000
Apr 30	GRAMBLING ST.	*p	0	0	0	0	0	0	0	0	0	0	0	0	0	0	0	0	1	0	.000
May 17	at Texas A&M	p	0	0	0	0	0	0	0	0	0	0	0	0	0	0	0	0	2	0	.000
Totals		2gs	0	0	0	0	0	0	0	0	0	0	0	0	0	0	0	4	11	1	.000

On base pct. .000 • Slugging pct. .000



INDIVIDUAL GAME-BY-GAME

2019 Arkansas Baseball Individual Game-by-Game for Arkansas (as of May 18, 2019)

#28 Kole Ramage - 21 appearances (All games)

Date	Opponent	GS	IP	H	R	ER	BB	SO	2B	3B	HR	WP	BK	HBP	IBB	Score	W-L	Sv	ERA	NP
Feb 16	EASTERN ILLINOIS-2		2.1	4	1	0	2	4	0	0	0	0	0	0	0	12-3	1-0	0	0.00	45
Feb 21	at USC		3.1	2	0	0	0	2	0	0	0	0	0	0	0	6-3	2-0	0	0.00	35
Mar 01	STONY BROOK-2		3.2	2	0	0	1	4	0	0	0	1	0	0	0	4-3	3-0	0	0.00	49
Mar 06	CHARLOTTE		1.0	0	0	0	0	1	0	0	0	0	0	0	0	9-2	3-0	0	0.00	8
Mar 09	LOUISIANA TECH		0.2	3	2	0	0	0	0	0	1	0	0	0	0	7-12	3-0	0	0.00	26
Mar 12	WESTERN ILLINOIS		1.0	0	0	0	0	1	0	0	0	0	0	0	0	8-0	3-0	0	0.00	11
Mar 16	MISSOURI		3.0	2	2	2	0	1	1	0	0	0	0	0	0	4-3	4-0	0	1.20	37
Mar 19	at Texas		3.0	0	0	0	0	3	0	0	0	0	0	0	0	11-4	5-0	0	1.00	29
Mar 23	at Alabama		3.1	3	3	3	0	1	1	0	0	0	0	0	0	0-10	5-0	0	2.11	40
Mar 26	at Missouri State		2.0	1	0	0	2	2	0	0	0	0	0	0	0	8-2	5-0	0	1.93	31
Mar 30	OLE MISS		3.1	3	1	1	0	2	1	0	1	0	0	0	0	3-4	5-0	0	2.03	42
Apr 02	LITTLE ROCK		0.2	3	4	4	1	1	0	0	1	0	0	0	0	7-17	5-1	0	3.29	24
Apr 05	at Auburn-2		4.2	3	2	0	5	3	0	0	0	2	0	2	2	9-6	5-1	0	2.81	75
Apr 09	ORAL ROBERTS		1.0	3	3	2	0	0	1	0	0	0	0	0	0	15-8	6-1	0	3.27	20
Apr 13	at Vanderbilt		3.0	7	7	7	2	3	1	0	2	0	0	0	0	2-12	6-1	0	4.75	62
Apr 19	MISSISSIPPI ST.		1.0	2	3	3	1	1	0	0	1	0	0	0	0	12-5	6-1	0	5.35	21
Apr 23	NORTHWESTERN ST.	*	5.0	5	1	1	1	5	1	0	0	0	0	0	0	19-2	7-1	0	4.93	72
Apr 27	TENNESSEE		2.0	2	1	1	1	3	0	0	1	1	0	1	0	15-3	7-1	0	4.91	44
Apr 30	GRAMBLING ST.	*	4.0	5	3	2	4	7	0	0	0	2	0	1	0	17-3	7-1	0	4.88	86
May 09	LSU		2.0	3	2	2	0	1	0	0	1	0	0	0	0	14-4	7-1	0	5.04	38
May 17	at Texas A&M		4.1	3	2	2	2	5	0	0	0	0	0	0	1	2-6	7-1	0	4.97	77
Totals		2	54.1	56	37	30	22	50	6	0	8	6	0	4	3	184-112	7-1	0	4.97	-

#49 Liam Henry - 9 appearances (All games)

Date	Opponent	GS	IP	H	R	ER	BB	SO	2B	3B	HR	WP	BK	HBP	IBB	Score	W-L	Sv	ERA	NP
Feb 27	MEMPHIS		1.0	1	1	1	0	0	0	0	1	0	0	0	0	10-3	0-0	0	9.00	9
Mar 06	CHARLOTTE		0.2	1	0	0	0	1	0	0	0	0	0	0	0	9-2	0-0	0	5.40	18
Mar 13	WESTERN ILLINOIS		0.1	0	0	0	0	1	0	0	0	0	0	0	0	11-1	0-0	0	4.50	5
Mar 20	at Texas		1.0	1	1	1	0	1	0	0	0	1	0	1	0	6-7	0-0	0	6.00	20
Mar 23	at Alabama		1.0	0	0	0	1	0	0	0	0	1	0	0	0	0-10	0-0	0	4.50	15
Apr 02	LITTLE ROCK		1.2	1	1	1	2	0	0	0	0	0	0	0	0	7-17	0-0	0	4.76	29
Apr 13	at Vanderbilt		1.0	0	0	0	2	2	0	0	0	0	0	0	0	2-12	0-0	0	4.05	23
Apr 16	ARK. - PINE BLUFF		1.0	1	0	0	2	2	0	0	0	0	0	0	0	16-4	0-0	0	3.52	28
Apr 24	NORTHWESTERN ST.		0.2	1	1	1	1	0	1	0	0	1	0	0	0	7-10	0-1	0	4.32	17
Totals		0	8.1	6	4	4	8	7	1	0	1	3	0	1	0	68-66	0-1	0	4.32	-

#32 Matt Cronin - 2 games (All games)

Date	Opponent	Pos	AB	R	H	RBI	2B	3B	HR	BB	SB	CS	HBP	SAC	SF	GDP	K	PO	A	E	Avg
Apr 14	at Vanderbilt	p	0	0	0	0	0	0	0	0	0	0	0	0	0	0	0	0	1	0	.000
Apr 24	NORTHWESTERN ST.	p	0	0	0	0	0	0	0	0	0	0	0	0	0	0	0	0	0	1	.000
Totals		0gs	0	0	0	0	0	0	0	0	0	0	0	0	0	0	0	0	1	1	.000

On base pct. .000 • Slugging pct. .000



2019 Arkansas Baseball
Individual Game-by-Game for Arkansas (as of May 18, 2019)

#32 Matt Cronin - 20 appearances (All games)

Date	Opponent	GS	IP	H	R	ER	BB	SO	2B	3B	HR	WP	BK	HBP	IBB	Score	W-L	Sv	ERA	NP
Feb 17	EASTERN ILLINOIS		1.2	1	0	0	1	1	0	0	0	0	0	0	0	3-2	1-0	0	0.00	28
Feb 21	at USC		1.1	0	0	0	0	4	0	0	0	0	0	0	0	6-3	1-0	1	0.00	20
Feb 22	at USC		1.0	0	0	0	0	1	0	0	0	0	0	0	0	8-6	1-0	2	0.00	11
Mar 01	STONY BROOK-1		1.0	2	0	0	1	3	0	0	0	0	0	0	0	3-1	1-0	3	0.00	24
Mar 08	LOUISIANA TECH		1.0	0	0	0	1	1	0	0	0	0	0	0	0	4-2	1-0	4	0.00	19
Mar 12	WESTERN ILLINOIS		1.0	0	0	0	1	2	0	0	0	0	0	0	0	8-0	1-0	4	0.00	21
Mar 15	MISSOURI		1.0	0	0	0	1	3	0	0	0	0	0	0	0	2-0	1-0	5	0.00	18
Mar 16	MISSOURI		1.0	0	0	0	0	1	0	0	0	0	0	0	0	4-3	1-0	6	0.00	12
Mar 24	at Alabama		1.0	0	0	0	0	2	0	0	0	0	0	0	0	10-2	1-0	6	0.00	14
Mar 26	at Missouri State		1.0	0	0	0	0	0	0	0	0	0	0	0	0	8-2	1-0	6	0.00	8
Mar 29	OLE MISS		1.2	1	1	1	1	3	0	0	1	0	0	0	0	5-3	1-0	7	0.71	28
Apr 05	at Auburn-2		1.2	1	0	0	2	3	0	0	0	1	0	0	0	9-6	1-0	7	0.63	33
Apr 14	at Vanderbilt		1.2	2	2	2	2	0	0	0	1	0	0	0	0	14-12	1-0	7	1.69	40
Apr 18	MISSISSIPPI ST.		1.1	1	1	1	1	3	0	0	1	0	0	1	0	5-3	1-0	8	2.08	28
Apr 24	NORTHWESTERN ST.		0.1	1	1	1	0	1	0	0	1	0	0	0	0	7-10	1-0	8	2.55	8
Apr 26	TENNESSEE		1.0	0	0	0	0	2	0	0	0	0	0	0	0	11-9	1-0	9	2.41	15
Apr 28	TENNESSEE		1.1	3	1	1	0	0	0	0	0	0	0	0	0	4-3	1-0	9	2.70	29
May 03	at Kentucky		2.0	0	0	0	2	4	0	0	0	0	0	0	0	5-2	1-0	10	2.45	39
May 10	LSU		1.0	1	0	0	0	1	0	1	0	0	0	0	0	11-6	1-0	10	2.35	9
May 16	at Texas A&M		1.0	1	0	0	1	0	0	0	0	0	0	0	0	7-3	1-0	10	2.25	21
Totals		0	24.0	14	6	6	14	35	0	1	4	1	0	1	0	134-78	1-0	10	2.25	-

#29 Marshall Denton - 3 games (All games)

Date	Opponent	Pos	AB	R	H	RBI	2B	3B	HR	BB	SB	CS	HBP	SAC	SF	GDP	K	PO	A	E	Avg
Mar 13	WESTERN ILLINOIS	*p	0	0	0	0	0	0	0	0	0	0	0	0	0	0	0	1	1	0	.000
Apr 09	ORAL ROBERTS	*p	0	0	0	0	0	0	0	0	0	0	0	0	0	0	0	0	1	0	.000
Apr 13	at Vanderbilt	p	0	0	0	0	0	0	0	0	0	0	0	0	0	0	0	1	0	0	.000
Totals		2gs	0	0	0	0	0	0	0	0	0	0	0	0	0	0	0	2	2	0	.000

On base pct. .000 • Slugging pct. .000

#29 Marshall Denton - 22 appearances (All games)

Date	Opponent	GS	IP	H	R	ER	BB	SO	2B	3B	HR	WP	BK	HBP	IBB	Score	W-L	Sv	ERA	NP
Feb 16	EASTERN ILLINOIS-1		1.0	1	0	0	0	1	0	0	0	0	0	0	0	15-7	0-0	0	0.00	11
Feb 16	EASTERN ILLINOIS-2		1.0	1	0	0	0	0	0	0	0	0	0	0	0	12-3	0-0	0	0.00	9
Feb 23	at USC		0.0	1	1	1	0	0	0	0	1	0	0	0	0	4-6	0-0	0	4.50	3
Mar 02	STONY BROOK		1.0	1	0	0	0	1	0	0	0	0	0	0	0	15-7	0-0	0	3.00	17
Mar 09	LOUISIANA TECH		0.2	0	0	0	0	1	0	0	0	0	0	0	0	7-12	0-0	0	2.45	7
Mar 13	WESTERN ILLINOIS	*	3.0	2	0	0	0	3	0	0	0	0	0	0	0	11-1	1-0	0	1.35	36
Mar 20	at Texas	*	2.0	1	0	0	1	1	1	0	0	0	0	0	0	6-7	1-0	0	1.04	34
Mar 22	at Alabama		0.1	1	0	0	0	0	1	0	0	1	0	0	0	12-3	1-0	0	1.00	5
Mar 26	at Missouri State		0.2	3	1	1	0	0	0	0	0	0	0	1	0	8-2	1-0	0	1.86	16
Mar 31	OLE MISS		1.0	0	0	0	0	1	0	0	0	0	0	0	0	5-10	1-0	0	1.69	10
Apr 02	LITTLE ROCK		2.0	4	4	2	0	2	1	0	0	0	0	0	0	7-17	1-0	0	2.84	34
Apr 09	ORAL ROBERTS	*	2.0	3	3	3	0	2	0	1	1	1	1	1	0	15-8	1-0	0	4.30	33
Apr 13	at Vanderbilt		1.0	0	0	0	0	2	0	0	0	0	0	0	0	2-12	1-0	0	4.02	14
Apr 14	at Vanderbilt		0.2	0	0	0	0	2	0	0	0	0	0	0	0	14-12	1-0	1	3.86	14
Apr 16	ARK. - PINE BLUFF		0.2	1	0	0	1	1	0	0	0	0	0	0	0	16-4	1-0	1	3.71	18
Apr 19	MISSISSIPPI ST.		1.0	0	0	0	0	1	0	0	0	0	0	0	0	12-5	1-0	1	3.50	12
Apr 24	NORTHWESTERN ST.	*	3.0	5	4	4	0	3	1	0	1	0	0	0	0	7-10	1-0	1	4.71	40
Apr 28	TENNESSEE		0.2	1	1	1	0	0	0	0	0	0	0	0	0	4-3	1-0	1	4.98	9
Apr 30	GRAMBLING ST.		2.0	1	0	0	0	4	0	0	0	0	0	0	0	17-3	2-0	1	4.56	28
May 05	at Kentucky-1		0.2	0	0	0	0	1	0	0	0	0	0	0	0	9-1	2-0	1	4.44	10
May 11	LSU		1.0	0	0	0	0	2	0	0	0	0	0	0	0	2-3	2-0	1	4.26	17
May 17	at Texas A&M		2.0	1	0	0	1	2	1	0	0	0	0	0	1	2-6	2-0	1	3.95	18
Totals		4	27.1	27	14	12	3	30	5	1	3	2	1	2	1	202-142	2-0	1	3.95	-



INDIVIDUAL GAME-BY-GAME

2019 Arkansas Baseball Individual Game-by-Game for Arkansas (as of May 18, 2019)

#10 Matt Goodheart - 47 games (All games)

Date	Opponent	Pos	AB	R	H	RBI	2B	3B	HR	BB	SB	CS	HBP	SAC	SF	GDP	K	PO	A	E	Avg
Feb 16	EASTERN ILLINOIS-1	*dh	4	1	2	1	0	0	0	1	0	0	0	0	0	0	0	0	0	0	.500
Feb 16	EASTERN ILLINOIS-2	*of	2	0	1	0	1	0	0	0	0	0	0	1	0	0	0	2	0	0	.500
Feb 17	EASTERN ILLINOIS	*of	3	0	0	0	0	0	0	1	0	0	0	0	0	0	1	2	0	0	.333
Feb 21	at USC	*dh	5	0	1	1	0	0	0	0	0	1	0	0	0	0	3	0	0	0	.286
Feb 22	at USC	*dh	3	0	0	0	0	0	0	0	0	0	0	0	0	0	0	0	0	0	.235
Mar 01	STONY BROOK-1	*dh	3	0	1	0	0	0	0	0	0	0	0	0	0	0	1	0	0	0	.250
Mar 01	STONY BROOK-2	ph	1	0	0	0	0	0	0	0	0	0	0	0	0	0	1	0	0	0	.238
Mar 06	CHARLOTTE	ph/of	1	0	0	0	0	0	0	0	0	0	0	0	0	0	1	0	0	0	.227
Mar 08	LOUISIANA TECH	*dh	3	0	0	0	0	0	0	0	0	0	0	0	0	0	0	0	0	0	.200
Mar 10	LOUISIANA TECH	ph	1	1	1	1	0	0	0	0	1	0	0	0	0	0	0	0	0	0	.231
Mar 12	WESTERN ILLINOIS	ph/dh	2	0	0	0	0	0	0	0	0	0	0	0	0	0	2	0	0	0	.214
Mar 13	WESTERN ILLINOIS	ph	1	0	1	1	0	0	0	0	0	0	0	0	0	0	0	0	0	0	.241
Mar 15	MISSOURI	*dh	3	1	2	1	2	0	0	1	0	0	0	0	0	0	0	0	0	0	.281
Mar 16	MISSOURI	*dh	3	1	2	0	0	0	0	0	0	0	0	0	0	0	0	0	0	0	.314
Mar 17	MISSOURI	*dh	2	0	0	0	0	0	0	1	1	0	0	0	0	0	0	0	0	0	.297
Mar 19	at Texas	*dh	5	1	2	1	0	0	0	0	0	0	0	0	0	0	1	0	0	0	.310
Mar 20	at Texas	ph	1	0	0	0	0	0	0	0	0	0	0	0	0	0	1	0	0	0	.302
Mar 22	at Alabama	*dh	5	2	3	0	1	0	0	0	0	0	0	0	0	0	1	0	0	0	.333
Mar 24	at Alabama	*dh	3	0	2	1	1	0	0	1	1	0	1	0	0	0	0	0	0	0	.353
Mar 26	at Missouri State	*dh	3	1	1	2	0	0	0	1	1	0	0	0	0	0	0	0	0	0	.352
Mar 29	OLE MISS	*dh	3	0	2	3	0	0	0	1	0	0	0	0	0	0	0	0	0	0	.368
Mar 30	OLE MISS	*dh	3	1	0	0	0	0	0	1	0	0	0	0	0	0	2	0	0	0	.350
Mar 31	OLE MISS	*dh	3	0	1	0	0	0	0	1	0	0	0	0	0	1	0	0	0	0	.349
Apr 02	LITTLE ROCK	*dh	5	1	2	1	0	0	0	0	0	0	0	0	0	0	2	0	0	0	.353
Apr 05	at Auburn-1	*dh	4	0	2	0	0	0	0	0	0	0	0	0	0	0	1	0	0	0	.361
Apr 05	at Auburn-2	ph/dh	5	0	3	2	2	0	0	1	0	0	0	0	0	0	1	0	0	0	.377
Apr 06	at Auburn	*dh	5	0	1	0	0	0	0	0	0	1	0	0	0	0	0	0	0	0	.366
Apr 09	ORAL ROBERTS	*dh	4	1	2	4	0	0	1	2	0	0	0	0	0	0	0	0	0	0	.372
Apr 12	at Vanderbilt	*dh	3	0	1	0	1	0	0	1	0	0	0	0	0	0	0	0	0	0	.371
Apr 13	at Vanderbilt	*dh	3	0	3	0	2	0	0	1	0	0	0	0	0	0	0	0	0	0	.391
Apr 14	at Vanderbilt	*dh	5	2	2	2	0	1	0	1	0	0	0	0	0	0	1	0	0	0	.392
Apr 16	ARK.-PINE BLUFF	*dh	2	3	2	1	0	0	0	3	0	0	0	0	0	0	0	0	0	0	.404
Apr 18	MISSISSIPPI ST.	*dh	4	0	1	1	0	0	0	0	0	0	0	0	0	0	1	0	0	0	.398
Apr 19	MISSISSIPPI ST.	*dh	3	0	1	1	0	1	0	3	0	0	0	0	0	0	1	0	0	0	.396
Apr 20	MISSISSIPPI ST.	*of	4	1	1	1	0	0	0	1	0	0	0	0	0	0	1	2	0	0	.391
Apr 23	NORTHWESTERN ST.	*dh	4	3	2	3	1	0	0	2	1	0	0	0	0	0	1	0	0	0	.395
Apr 24	NORTHWESTERN ST.	*dh	3	1	0	0	0	0	0	2	0	0	0	0	0	0	1	0	0	0	.385
Apr 26	TENNESSEE	*dh	5	1	2	1	0	0	0	0	0	0	0	0	0	0	2	0	0	0	.385
May 03	at Kentucky	*dh	4	1	1	0	1	0	0	1	0	0	0	0	0	0	2	0	0	0	.381
May 05	at Kentucky-1	*dh	4	1	1	0	0	0	0	0	0	0	0	0	0	0	1	0	0	0	.377
May 05	at Kentucky-2	*dh	3	0	2	2	0	0	0	1	0	0	0	0	0	0	1	0	0	0	.383
May 09	LSU	*dh	5	1	0	1	0	0	0	0	0	0	0	0	0	0	0	0	0	0	.370
May 10	LSU	*dh	5	0	1	2	0	0	0	0	0	0	0	0	0	0	1	0	0	0	.364
May 11	LSU	*dh	4	1	1	1	1	0	0	0	0	0	0	0	0	0	0	0	0	0	.361
May 16	at Texas A&M	*dh	4	1	1	1	0	0	1	1	0	0	0	0	0	0	3	0	0	0	.358
May 17	at Texas A&M	*dh	4	0	1	0	0	0	0	0	0	0	0	0	0	0	1	0	0	0	.355
May 18	at Texas A&M	*dh	4	0	1	0	0	0	0	0	0	0	0	0	0	0	1	0	0	0	.352
Totals			40gs	159	27	56	36	13	2	29	5	2	1	1	0	1	36	6	0	0	.352

On base pct. .455 • Slugging pct. .497

#33 Patrick Wicklander - 10 games (All games)

Date	Opponent	Pos	AB	R	H	RBI	2B	3B	HR	BB	SB	CS	HBP	SAC	SF	GDP	K	PO	A	E	Avg
Feb 17	EASTERN ILLINOIS	p	0	0	0	0	0	0	0	0	0	0	0	0	0	0	0	1	0	0	.000
Feb 23	at USC	p	0	0	0	0	0	0	0	0	0	0	0	0	0	0	0	1	1	0	.000
Feb 27	MEMPHIS	*p	0	0	0	0	0	0	0	0	0	0	0	0	0	0	0	0	1	0	.000
Mar 19	at Texas	*p	0	0	0	0	0	0	0	0	0	0	0	0	0	0	0	1	1	0	.000
Apr 02	LITTLE ROCK	*p	0	0	0	0	0	0	0	0	0	0	0	0	0	0	0	0	1	0	.000
Apr 06	at Auburn	*p	0	0	0	0	0	0	0	0	0	0	0	0	0	0	0	0	2	0	.000
Apr 14	at Vanderbilt	p	0	0	0	0	0	0	0	0	0	0	0	0	0	0	0	1	1	0	.000
Apr 27	TENNESSEE	*p	0	0	0	0	0	0	0	0	0	0	0	0	0	0	0	0	0	1	.000
May 05	at Kentucky-1	*p	0	0	0	0	0	0	0	0	0	0	0	0	0	0	0	2	0	0	.000
May 10	LSU	*p	0	0	0	0	0	0	0	0	0	0	0	0	0	0	0	1	1	0	.000
Totals			7gs	0	0	0	0	0	0	0	0	0	0	0	0	0	0	7	8	1	.000

On base pct. .000 • Slugging pct. .000

2019 Arkansas Baseball
Individual Game-by-Game for Arkansas (as of May 18, 2019)

#33 Patrick Wicklander - 19 appearances (All games)

Date	Opponent	GS	IP	H	R	ER	BB	SO	2B	3B	HR	WP	BK	HBP	IBB	Score	W-L	Sv	ERA	NP
Feb 17	EASTERN ILLINOIS		2.1	2	1	1	0	4	1	0	0	0	0	0	0	3-2	0-0	0	3.86	31
Feb 21	at USC		0.0	0	0	0	2	0	0	0	0	0	0	1	0	6-3	0-0	0	3.86	19
Feb 23	at USC		2.0	2	2	2	0	2	0	0	0	0	0	0	0	4-6	0-1	0	6.23	29
Feb 27	MEMPHIS	*	3.0	3	2	2	1	4	1	0	1	0	0	1	0	10-3	0-1	0	6.14	46
Mar 02	STONY BROOK		1.0	0	0	0	2	3	0	0	0	0	0	0	0	15-7	0-1	0	5.40	26
Mar 06	CHARLOTTE	*	5.0	1	0	0	3	8	0	0	0	0	0	0	0	9-2	1-1	0	3.38	76
Mar 12	WESTERN ILLINOIS	*	5.0	1	0	0	1	8	0	0	0	0	0	0	0	8-0	2-1	0	2.45	76
Mar 19	at Texas	*	4.0	5	4	4	1	3	2	0	1	0	0	0	0	11-4	2-1	0	3.63	77
Mar 23	at Alabama		0.0	0	3	3	3	0	0	0	0	0	0	0	0	0-10	2-1	0	4.84	16
Mar 26	at Missouri State	*	2.0	0	0	0	0	5	0	0	0	0	0	0	0	8-2	2-1	0	4.44	26
Mar 31	OLE MISS		0.1	2	2	2	2	0	1	0	0	0	0	0	0	5-10	2-1	0	5.11	26
Apr 02	LITTLE ROCK	*	3.1	3	3	0	2	5	1	0	0	1	0	2	0	7-17	2-1	0	4.50	71
Apr 06	at Auburn	*	5.0	2	0	0	3	6	0	0	0	1	0	1	0	8-0	3-1	0	3.82	96
Apr 14	at Vanderbilt		3.0	3	3	3	3	4	1	0	1	0	0	2	0	14-12	3-1	0	4.25	63
Apr 19	MISSISSIPPI ST.	*	4.0	3	2	2	3	6	0	0	0	0	0	0	0	12-5	3-1	0	4.28	81
Apr 27	TENNESSEE	*	5.2	4	2	2	2	7	1	0	0	0	0	0	0	15-3	4-1	0	4.14	91
May 05	at Kentucky-1	*	5.0	4	1	1	1	6	0	0	0	0	0	0	0	9-1	5-1	0	3.91	76
May 10	LSU	*	3.1	5	3	3	2	4	1	0	1	0	0	0	0	11-6	5-1	0	4.17	61
May 17	at Texas A&M	*	1.2	3	4	4	3	2	1	0	2	0	0	0	0	2-6	5-2	0	4.69	44
Totals		12	55.2	43	32	29	34	77	10	0	6	2	0	7	0	157-99	5-2	0	4.69	-



INDIVIDUAL GAME-BY-GAME

2019 Arkansas Baseball Individual Game-by-Game for Arkansas (as of May 18, 2019)

#4 Trevor Ezell - 55 games (All games)

Date	Opponent	Pos	AB	R	H	RBI	2B	3B	HR	BB	SB	CS	HBP	SAC	SF	GDP	K	PO	A	E	Avg
Feb 16	EASTERN ILLINOIS-1	*1b	4	3	3	3	2	0	1	1	0	0	0	0	0	0	0	13	0	0	.750
Feb 16	EASTERN ILLINOIS-2	*1b	4	1	1	2	0	0	0	1	0	0	0	0	1	0	1	6	0	0	.500
Feb 17	EASTERN ILLINOIS	*1b	2	0	1	0	0	0	0	2	0	0	0	0	0	0	0	8	0	0	.500
Feb 21	at USC	*1b	4	1	2	0	0	0	0	1	2	0	0	0	0	0	0	4	1	0	.500
Feb 22	at USC	*1b	2	2	0	0	0	0	0	3	1	0	0	0	0	0	0	11	0	0	.438
Feb 23	at USC	*1b	5	0	1	0	0	0	0	0	0	0	0	0	0	0	3	6	4	0	.381
Feb 27	MEMPHIS	*1b	5	1	3	1	0	0	0	0	2	0	0	0	0	0	1	5	0	0	.423
Mar 01	STONY BROOK-1	*1b	4	1	1	1	0	1	0	0	0	0	0	0	0	1	1	4	1	0	.400
Mar 01	STONY BROOK-2	*1b	3	0	2	0	0	0	0	0	0	0	0	1	0	0	0	10	0	0	.424
Mar 02	STONY BROOK	*1b	4	2	2	3	0	0	1	0	0	0	0	0	0	0	0	4	1	0	.432
Mar 06	CHARLOTTE	*1b	3	2	1	1	0	0	1	1	0	0	0	0	0	0	1	7	0	0	.425
Mar 08	LOUISIANA TECH	*1b	2	1	0	0	0	0	0	1	0	0	0	1	0	0	1	7	0	0	.405
Mar 09	LOUISIANA TECH	*1b	5	0	1	0	0	0	0	0	0	0	0	0	0	0	1	11	1	1	.383
Mar 10	LOUISIANA TECH	*1b	4	0	0	0	0	0	0	0	0	0	0	1	0	0	1	4	0	0	.353
Mar 12	WESTERN ILLINOIS	*2b	3	1	1	1	0	0	0	0	0	0	0	0	0	0	0	1	2	1	.352
Mar 13	WESTERN ILLINOIS	*1b	4	1	2	1	1	0	0	1	1	0	0	0	0	0	0	9	1	0	.362
Mar 15	MISSOURI	*1b	4	1	1	0	0	0	0	0	0	0	0	0	0	0	1	6	1	0	.355
Mar 16	MISSOURI	*1b	3	0	1	0	0	0	0	0	0	0	0	1	0	0	1	10	0	0	.354
Mar 17	MISSOURI	*1b	4	0	0	0	0	0	0	0	0	0	0	0	0	0	0	8	1	0	.333
Mar 19	at Texas	*1b	4	1	0	0	0	0	0	1	1	0	0	0	0	0	1	8	1	0	.315
Mar 20	at Texas	*1b	3	1	2	0	0	0	0	1	0	0	0	1	0	0	0	8	0	0	.329
Mar 22	at Alabama	*1b	5	1	1	1	1	0	0	0	0	0	0	0	0	0	3	5	0	0	.321
Mar 23	at Alabama	*1b	2	0	0	0	0	0	0	2	0	0	0	0	0	0	0	8	0	0	.313
Mar 24	at Alabama	*1b	4	2	2	1	2	0	0	1	0	0	0	0	0	0	1	8	2	0	.322
Mar 26	at Missouri State	*1b	2	2	0	0	0	0	0	2	1	0	1	0	0	0	1	5	1	0	.315
Mar 29	OLE MISS	*1b	2	1	0	0	0	0	0	2	0	0	0	0	0	0	1	6	1	0	.308
Mar 30	OLE MISS	*1b	4	0	0	0	0	0	0	0	0	0	0	0	0	1	2	11	0	0	.295
Mar 31	OLE MISS	*1b	3	1	0	0	0	0	0	1	0	0	0	0	0	0	1	6	0	0	.286
Apr 02	LITTLE ROCK	*1b	5	0	3	0	0	0	0	1	0	0	0	0	0	0	1	8	1	0	.301
Apr 05	at Auburn-1	*1b	4	1	1	0	1	0	0	1	0	0	0	0	0	0	1	9	0	0	.299
Apr 05	at Auburn-2	*1b	6	1	2	4	0	0	1	1	0	1	0	0	1	0	1	20	0	0	.301
Apr 06	at Auburn	*1b	3	1	1	3	0	0	1	2	0	0	0	0	0	0	0	12	0	0	.302
Apr 09	ORAL ROBERTS	*2b/1b	5	2	1	1	1	0	0	1	0	0	0	0	0	0	1	3	0	0	.298
Apr 12	at Vanderbilt	*1b	5	0	0	0	0	0	0	0	0	0	0	0	0	0	3	3	1	0	.286
Apr 13	at Vanderbilt	*1b	2	0	0	0	0	0	0	0	0	0	0	0	0	0	2	3	1	0	.281
Apr 14	at Vanderbilt	*1b	6	1	3	3	2	0	0	0	0	0	0	0	0	0	0	8	1	0	.291
Apr 16	ARK - PINE BLUFF	*2b	4	4	3	0	0	1	0	1	0	0	0	0	0	0	0	1	1	0	.304
Apr 18	MISSISSIPPI ST.	*1b	2	1	0	0	0	0	0	1	0	0	0	1	0	0	0	9	0	0	.300
Apr 19	MISSISSIPPI ST.	*1b	3	3	0	0	0	0	0	3	0	0	0	0	0	0	1	9	1	0	.294
Apr 20	MISSISSIPPI ST.	*1b	4	1	1	1	1	0	0	1	0	0	0	0	0	0	0	12	1	0	.293
Apr 23	NORTHWESTERN ST.	*2b	3	2	0	1	0	0	0	1	0	0	1	0	1	0	1	2	1	0	.287
Apr 24	NORTHWESTERN ST.	*1b	3	1	2	0	0	0	0	2	1	0	0	0	0	0	0	12	0	0	.294
Apr 26	TENNESSEE	*1b	5	2	3	1	0	0	1	0	1	0	0	0	0	1	0	6	0	0	.304
Apr 27	TENNESSEE	*1b	5	3	3	2	1	0	0	1	0	0	0	0	0	0	0	9	0	0	.313
Apr 28	TENNESSEE	*1b	4	0	1	0	0	0	0	1	2	0	0	0	0	0	1	12	2	0	.311
Apr 30	GRAMBLING ST.	*2b	3	6	3	2	1	0	0	3	1	0	0	0	0	0	0	3	3	0	.324
May 03	at Kentucky	*1b	5	1	1	0	1	0	0	0	0	0	0	0	0	0	1	6	0	0	.320
May 05	at Kentucky-1	*1b	3	0	2	2	1	0	0	2	1	0	0	0	0	0	0	3	2	0	.326
May 05	at Kentucky-2	*1b	4	1	2	1	2	0	0	0	0	0	0	0	0	0	2	4	2	0	.330
May 09	LSU	*1b	4	2	1	2	0	0	1	1	1	0	0	1	0	1	14	0	0	0	.328
May 10	LSU	*1b	4	2	1	0	1	0	0	0	0	0	1	0	0	0	0	6	0	0	.326
May 11	LSU	*1b	4	1	1	0	0	0	0	1	1	0	0	0	0	0	2	11	0	0	.325
May 16	at Texas A&M	*1b	5	1	2	3	1	0	1	0	0	0	0	0	0	0	2	8	0	0	.327
May 17	at Texas A&M	*1b/2b	5	0	0	0	0	0	0	0	0	0	0	0	0	0	3	4	0	0	.319
May 18	at Texas A&M	*1b	3	0	0	0	0	0	0	1	0	0	0	0	0	0	2	9	0	0	.314
Totals		55gs	207	63	65	41	19	2	8	45	17	1	3	6	4	3	47	405	35	2	.314

On base pct. .436 • Slugging pct. .541



2019 Arkansas Baseball
Individual Game-by-Game for Arkansas (as of May 18, 2019)

#17 Trey Harris - 15 games (All games)

Date	Opponent	Pos	AB	R	H	RBI	2B	3B	HR	BB	SB	CS	HBP	SAC	SF	GDP	K	PO	A	E	Avg
Feb 27	MEMPHIS	*dh	3	1	0	0	0	0	0	2	0	0	0	0	0	0	0	0	0	0	.000
Mar 02	STONY BROOK	*dh	4	2	1	0	0	0	0	0	0	0	1	0	0	0	0	0	0	0	.143
Mar 06	CHARLOTTE	*dh	2	1	1	0	0	0	0	0	0	0	1	1	0	0	0	0	0	0	.222
Mar 08	LOUISIANA TECH	ph	1	0	1	2	1	0	0	0	0	0	0	0	0	0	0	0	0	0	.300
Mar 09	LOUISIANA TECH	*dh	5	0	2	1	1	0	0	0	0	0	0	0	0	0	1	0	0	0	.333
Mar 10	LOUISIANA TECH	*dh	3	0	0	0	0	0	0	0	0	0	0	0	0	0	0	0	0	0	.278
Mar 12	WESTERN ILLINOIS	*dh	2	0	0	0	0	0	0	0	0	0	0	0	0	0	1	0	0	0	.250
Mar 13	WESTERN ILLINOIS	ph	1	0	1	1	0	0	0	0	0	0	0	0	0	0	0	0	0	0	.286
Mar 23	at Alabama	*dh	4	0	1	0	1	0	0	0	0	0	0	0	0	0	0	0	0	0	.280
Mar 26	at Missouri State	ph	1	0	1	1	0	0	0	0	0	0	0	0	0	0	0	0	0	0	.308
Apr 02	LITTLE ROCK	ph	1	0	0	0	0	0	0	0	0	0	0	0	0	0	1	0	0	0	.296
Apr 05	at Auburn-2	*dh	2	0	0	0	0	0	0	0	0	0	0	0	0	0	1	0	0	0	.276
Apr 16	ARK - PINE BLUFF	ph/of	2	0	0	0	0	0	0	0	0	0	0	0	0	0	0	0	0	0	.258
Apr 23	NORTHWESTERN ST.	of	1	1	1	0	0	0	0	0	0	0	0	0	0	0	0	1	0	1	.281
Apr 30	GRAMBLING ST.	*dh	3	0	0	1	0	0	0	1	0	0	0	0	1	0	2	0	0	0	.257
Totals		9gs	35	5	9	6	3	0	0	3	0	0	2	1	1	0	6	1	0	1	.257

On base pct. .341 • Slugging pct. .343

#88 Zebulon Vermillion - 6 games (All games)

Date	Opponent	Pos	AB	R	H	RBI	2B	3B	HR	BB	SB	CS	HBP	SAC	SF	GDP	K	PO	A	E	Avg
Feb 27	MEMPHIS	p	0	0	0	0	0	0	0	0	0	0	0	0	0	0	0	0	1	0	.000
Mar 26	at Missouri State	p	0	0	0	0	0	0	0	0	0	0	0	0	0	0	0	0	1	0	.000
Mar 31	OLE MISS	p	0	0	0	0	0	0	0	0	0	0	0	0	0	0	0	0	1	0	.000
Apr 02	LITTLE ROCK	p	0	0	0	0	0	0	0	0	0	0	0	0	0	0	0	1	0	0	.000
Apr 06	at Auburn	p	0	0	0	0	0	0	0	0	0	0	0	0	0	0	0	0	1	0	.000
May 18	at Texas A&M	p	0	0	0	0	0	0	0	0	0	0	0	0	0	0	0	0	1	0	.000
Totals		0gs	0	0	0	0	0	0	0	0	0	0	0	0	0	0	0	1	5	0	.000

On base pct. .000 • Slugging pct. .000

#88 Zebulon Vermillion - 18 appearances (All games)

Date	Opponent	GS	IP	H	R	ER	BB	SO	2B	3B	HR	WP	BK	HBP	IBB	Score	W-L	Sv	ERA	NP
Feb 16	EASTERN ILLINOIS-2		1.0	0	0	0	0	1	0	0	0	0	0	0	0	12-3	0-0	0	0.00	19
Feb 17	EASTERN ILLINOIS		0.0	1	1	1	0	0	1	0	0	0	0	0	0	3-2	0-0	0	9.00	1
Feb 21	at USC		0.2	1	0	0	0	0	1	0	0	0	0	0	0	6-3	0-0	0	5.40	20
Feb 27	MEMPHIS		2.0	1	0	0	0	1	0	0	0	0	0	0	0	10-3	1-0	0	2.45	21
Mar 02	STONY BROOK		2.0	1	0	0	1	2	0	0	0	0	0	0	0	15-7	2-0	0	1.59	34
Mar 09	LOUISIANA TECH		0.2	1	0	0	1	1	1	0	0	0	0	1	0	7-12	2-0	0	1.42	17
Mar 13	WESTERN ILLINOIS		1.2	0	0	0	0	2	0	0	0	0	0	0	0	11-1	2-0	0	1.12	14
Mar 19	at Texas		2.0	1	0	0	1	3	0	0	0	0	0	0	0	11-4	2-0	0	0.90	31
Mar 23	at Alabama		1.0	2	0	0	0	1	0	0	0	0	0	0	0	0-10	2-0	0	0.82	19
Mar 26	at Missouri State		1.1	1	1	1	0	1	0	0	0	1	0	1	0	8-2	3-0	0	1.46	28
Mar 31	OLE MISS		1.1	4	3	3	1	1	1	0	0	0	0	0	0	5-10	3-0	0	3.29	41
Apr 02	LITTLE ROCK		1.0	1	1	0	0	0	1	0	0	0	0	1	0	7-17	3-0	0	3.07	19
Apr 05	at Auburn-1		0.2	2	1	1	0	1	1	0	0	0	0	0	0	3-6	3-0	0	3.52	12
Apr 06	at Auburn		3.0	2	0	0	1	3	0	0	0	0	0	0	0	8-0	3-0	1	2.95	52
Apr 14	at Vanderbilt		0.2	1	1	1	2	1	0	0	1	0	0	0	0	14-12	4-0	1	3.32	23
Apr 20	MISSISSIPPI ST.		0.2	1	0	0	1	1	0	0	0	0	0	0	0	10-2	4-0	1	3.20	17
Apr 23	NORTHWESTERN ST.		1.0	0	0	0	0	2	0	0	0	0	0	0	0	19-2	4-0	1	3.05	15
May 18	at Texas A&M		1.0	1	0	0	0	0	0	0	0	0	0	0	0	1-6	4-0	1	2.91	18
Totals		0	21.2	21	8	7	8	21	6	0	1	1	0	3	0	150-102	4-0	1	2.91	-



|| INDIVIDUAL GAME-BY-GAME

2019 Arkansas Baseball Individual Game-by-Game for Arkansas (as of May 18, 2019)

#48 Zack Plunkett - 23 games (All games)

Date	Opponent	Pos	AB	R	H	RBI	2B	3B	HR	BB	SB	CS	HBP	SAC	SF	GDP	K	PO	A	E	Avg
Feb 16	EASTERN ILLINOIS-2	*c	5	1	2	1	1	0	0	0	0	0	0	0	0	0	3	11	1	0	.400
Feb 23	at USC	*c	3	0	1	0	0	0	0	0	0	0	0	0	0	0	1	3	1	0	.375
Feb 27	MEMPHIS	*c	2	0	0	0	0	0	0	0	0	0	0	0	0	0	0	6	1	0	.300
Mar 01	STONY BROOK-2	*c	3	0	0	0	0	0	0	1	0	0	0	0	0	0	1	11	0	1	.231
Mar 02	STONY BROOK	c	0	0	0	0	0	0	0	1	0	0	0	0	0	0	0	3	0	0	.231
Mar 06	CHARLOTTE	ph/c	0	0	0	0	0	0	0	0	0	0	1	0	0	0	0	2	1	0	.231
Mar 09	LOUISIANA TECH	*c	4	1	1	2	0	0	1	0	0	0	0	0	1	0	2	8	0	0	.235
Mar 13	WESTERN ILLINOIS	*c	3	2	0	0	0	0	0	1	0	0	1	0	0	0	0	9	1	0	.200
Mar 20	at Texas	*c	2	0	1	1	0	0	0	1	0	0	0	1	0	0	1	6	0	1	.227
Mar 22	at Alabama	ph/c	0	1	0	0	0	0	0	0	0	0	1	0	0	0	0	1	0	0	.227
Mar 23	at Alabama	c	1	0	0	0	0	0	0	0	0	0	0	0	0	0	1	0	0	0	.217
Mar 26	at Missouri State	*c	2	0	1	0	0	0	0	0	0	0	0	0	0	0	1	6	0	0	.240
Apr 02	LITTLE ROCK	*c	0	1	0	1	0	0	0	2	0	0	1	0	1	0	0	8	0	0	.240
Apr 05	at Auburn-2	*c	1	0	0	0	0	0	0	2	0	0	0	0	0	0	1	1	2	0	.231
Apr 09	ORAL ROBERTS	*c	0	1	0	0	0	0	0	3	0	0	0	0	0	0	0	3	0	0	.231
Apr 13	at Vanderbilt	c	2	1	1	0	0	0	0	0	0	0	0	0	0	0	0	5	0	0	.250
Apr 16	ARK.- PINE BLUFF	*c	3	1	0	0	0	0	0	1	0	0	0	0	0	0	2	8	3	0	.226
Apr 23	NORTHWESTERN ST.	*c	4	1	3	1	3	0	0	2	0	0	0	0	0	0	0	8	0	0	.286
Apr 24	NORTHWESTERN ST.	*c	2	0	0	0	0	0	0	0	0	0	0	0	0	0	1	3	1	1	.270
Apr 27	TENNESSEE	c	1	1	1	0	1	0	0	0	0	0	0	0	0	0	0	2	1	0	.289
Apr 30	GRAMBLING ST.	*c	4	1	1	3	0	0	1	1	0	0	0	0	0	0	3	14	1	1	.286
May 09	LSU	ph/c	1	0	0	0	0	0	0	0	0	0	0	0	0	0	0	0	1	0	.279
May 18	at Texas A&M	ph	1	0	0	0	0	0	0	0	0	0	0	0	0	0	1	0	0	0	.273
Totals		15gs	44	12	12	9	5	0	2	15	0	0	4	1	2	0	18	118	14	4	.273

On base pct. .477 • Slugging pct. .523



QUICK FACTS

GENERAL INFORMATION

Location..... Fayetteville, Arkansas
 Founded.....1871
 Enrollment..... 27,558
 Nickname..... Razorbacks
 School Colors..... Cardinal (PMS 201) and White
 Conference..... Southeastern (Western Division)
 System President..... Dr. Donald R. Bobbitt (Arkansas, 1980)
 Chancellor.....Dr. Joseph E. Steinmetz (Central Michigan, 1977)
 Athletic Director.....Hunter Yurachek (Guilford College, 1990)
 Faculty Athletic Rep.....Gerald Jordan (Arkansas, 1970)
 Athletics Website..... ArkansasRazorbacks.com
 Ticket Office Phone.....1-800-982-HOGS
 Athletic Department Phone.....(479) 575-6533

COACHING STAFF

Head Coach.....Dave Van Horn (Arkansas, 1988)
 Record at Arkansas..... 643-364 (16 seasons, .639)
 Overall Division I Record..... 963-521 (24 seasons, .649)
 Overall as a Head Coach.....1,228-604 (30 seasons, .670)
 Van Horn's DI Postseason App. (Total/at UA)..... 19/15
 Van Horn's College World Series Appearances..... 7
 (Neb: 2001, 2002; Ark: 2004, 2009, 2012, 2015, 2018)
 Hitting Coach/Recruiting Coordinator.....
Nate Thompson (Dallas Baptist, 2006)
 Pitching Coach..... Matt Hobbs (Missouri, 2002)
 Volunteer Assistant Coach.....Taylor Smart (Tennessee, 2017)
 Student Asst. Coach.....Jared Gates
 Harrison Heffley
 Dir. of Baseball Operations..... Clay Goodwin (Arkansas, 2005)
 Athletic Trainer..... Corey Wood (East Carolina, 2008)
 Strength & Conditioning...Blaine Kinsley (Lenoir-Rhyne, 2010)
 Director of Video and Scouting.....Zach Barr
 Graduate Managers.....Doug Willey, Phil Cebuhar
 Managers.....Sean O'Neil
 Cale Petrie
Hayden Sutton
 Chandler Tolbert

HISTORY

Years of Varsity Baseball at Arkansas.....96
 (1897, 1901-03, 05, 08-16, 19-20, 22-29, 47-18)
 All-Time Program Record..... 2,196-1,384-6 (.612)
 All-Time Conference Record/Years..... SEC: 397-383 (.509)/27
 SWC: 264-205 (.563)/24
 Combined: 661-588 (.529)/51
 Conference Titles/Years..... SEC Overall: 2/1999, 2004
 SEC Western Division: 4/1999, 2004, 2007, 2011, 2018
 SWC: 2/1989, 1990
 Conference Tournament Record/Years..... SEC: 33-40 (.452)/23
 SWC: 18-25 (.419)/14
 Combined: 51-65 (.440)/37
 Conference Tournament Titles/Years..... SEC: None
 SWC: 1/1985
 NCAA Postseason Appearances.....30
 (1973, 79-80, 83, 85-90, 95-96, 98-99, 2002-15, 2017, 2018)
 NCAA Postseason Record..... 83-66 (.557)
 College World Series Appearances.....9
 (1979, 1985, 1987, 1989, 2004, 2009, 2012, 2015, 2018)
 College World Series Record..... 15-18 (.455)
 NCAA Super Regional Appearances.....7
(2002, 2004, 2009, 2010, 2012, 2015, 2018)
 NCAA Super Regional Record.....11-7 (.600)
 NCAA Regional Appearances.....29
 NCAA Regional Record.....57-41 (.568)
 Overall NCAA Regional Hosts..... 7 (1999, 2004, 2006, 2007, 2010,
 2017, 2018)
 Best NCAA Finish..... 1979 and 2018 National Runner-up

GAME CREDENTIALS

Members of the media should contact John Thomas to request individual game credentials for Razorback home games. Credential requests should be made no later than noon (CT) the day before the scheduled contest and should be directed by e-mail to John Thomas. Credential requests for away games should be made to the communications contact of the home team. Only fully accredited personnel directly involved in the coverage of the game will be admitted. Credentials are non-transferable.

INTERVIEW POLICIES

Please direct all requests for interviews with coaches and players to John Thomas. For home SEC weekends, Coach Dave Van Horn will hold his weekly press conference on Thursday with players and assistant coaches available following Thursday's practice. On road SEC weekends, Coach Van Horn will hold his weekly press conference on Wednesday with players and assistant coaches available following Wednesday's practice. Players are not available for interviews on gamedays, except for post-game interviews. Post-game press conferences are held in the indoor Pitching Development Center located down the third base line. Coach Van Horn and two or three most requested Razorback players will address the media. In the event of a doubleheader, the only Arkansas player available between games for interviews is the starting pitcher of game one. The Arkansas clubhouse is off limits to the media at all times.

E-MAIL UPDATES

Members of the media may request to be added to the Arkansas communications baseball e-mail group. Subscribers will receive game notes, game stories and other information. To subscribe, send a request to John Thomas. Please identify yourself and your organization in your request as this service is only available to members of the media.

GAMEDAY MEDIA SERVICES

The Arkansas communications staff provides scorecards, rosters, updated statistics and results for each team in the Baum Stadium press box prior to home games. Box scores, play-by-play and any postgame notes are disseminated approximately 10 minutes after the conclusion of the game. An Associated Press-style game story is also produced by the communications office. Members of the media may request these stories be sent to their organization via e-mail by contacting a member of the communications office.

WIRELESS INTERNET

The Baum Stadium press box is equipped with wireless internet for use by the media. Media members should log on to the "UARK Media" network by using a password that will be provided at the stadium.

GAMEDAY LIVE STATS

Live in-game stats will be provided at <http://arkansas.statbroadcast.com>.

FACILITIES/PARKING

The Arkansas baseball team conducts all games at Baum-Walker Stadium at George Cole Field. Baum Stadium is located just off Razorback Road south of Martin Luther King, Jr., Boulevard. There is space for media parking on game day. Only cars with a parking credential will be allowed access to the parking lot.

PHOTOGRAPHERS

No cameras are allowed on the Baum Stadium playing surface during games. Photographers are encouraged to use the photo wells at the end of each dugout and behind home plate.

ARKANSAS ATHLETIC COMMUNICATIONS

The University of Arkansas athletic communications office is located on the main floor of Bud Walton Arena behind the Hog Heaven Store with office hours from 8 a.m. to 5 p.m., Monday through Friday. You can often reach us at Bud Walton after hours, but if not, please leave a message on our voice mail system.

Office: 479-575-2751 | Cell: 479-313-2564
 Fax: 479-575-7481 | Press Row: 479-575-6622

Mailing Address
 Razorbacks Communications
 P.O. Box 7777
 Fayetteville, AR 72702-7777



|| 2018 SCHEDULE / RESULTS

	Opponent	Score	WP	LP	SV	Attend	Time
FEBRUARY							
16	Eastern Illinois-1	W, 15-7	I. Campbell (1-0)	T. Jones (0-1)	--	--	3:11
	Eastern Illinois-2	W, 12-3	K. Ramage (1-0)	M. YaSenka (0-1)	--	8838	3:10
17	Eastern Illinois	W, 3-2	M. Cronin (1-0)	B. Malatestinic (0-1)	--	7382	2:49
21	at USC	W, 6-3	K. Ramage (2-0)	Q. Longrie (0-1)	M. Cronin (1)	377	3:28
22	at USC	W, 8-6	I. Campbell (2-0)	K. Hurt (0-1)	M. Cronin (2)	994	2:52
23	at USC	L, 6-4 (10 inn.)	C. Clarke (2-0)	M. Denton (0-1)	--	799	3:19
27	Memphis	W, 10-3	Z. Vermillion (1-0)	D. Denz (0-1)	--	6990	3:10
MARCH							
1	Stony Brook-1	W, 3-1	I. Campbell (3-0)	G. Marino (1-2)	M. Cronin (3)	--	2:17
	Stony Brook-2	W, 4-3	K. Ramage (3-0)	B. Herrmann (1-1)	J. Kostyshock (1)	7234	2:42
3	Stony Brook	W, 15-7	Z. Vermillion (2-0)	N. DeGennaro (0-1)	--	8117	3:35
5	Charlotte			CANCELLED			.
6	Charlotte	W, 9-2	P. Wicklander (1-1)	R. Czanstkowski (0-1)	--	6976	2:45
8	Louisiana Tech	W, 4-2	K. Kopps (1-0)	K. Griffen (2-2)	M. Cronin (4)	8246	3:05
9	Louisiana Tech	L, 12-7	J. Kostyshock (0-1)	L. Robbins (1-0)	B. Smith (2)	9272	3:36
10	Louisiana Tech	W, 11-0	C. Scroggins (1-0)	L. Bailey (1-2)	--	7572	3:03
12	Western Illinois	W, 8-0	P. Wicklander (2-1)	A. Dorethy (0-3)	--	6926	2:45
13	Western Illinois	W, 11-1 (8 inn.)	M. Denton (1-1)	J. Foy (0-3)	--	6869	3:13
15	Missouri*	W, 2-0	I. Campbell (4-0)	J. Cantleberry (2-1)	M. Cronin (5)	8150	2:37
16	Missouri*	W, 4-3	K. Ramage (4-0)	TJ Sikkema (2-1)	M. Cronin (6)	9521	2:39
17	Missouri*	W, 3-2	J. Kostyshock (1-1)	C. Dulle (1-2)	--	9281	2:28
19	at #9 Texas	W, 11-4	K. Ramage (5-0)	J. Neely (0-1)	--	6208	2:39
20	at #9 Texas	L, 7-6	T. Stevens (2-1)	E. Trest (0-1)	C. Quintanilla (4)	6260	3:53
22	at Alabama*	W, 12-3	I. Campbell (5-0)	S. Finnerty (4-2)	--	4060	2:50
23	at Alabama*	L, 10-0	B. Love (3-0)	C. Noland (0-1)	--	4317	2:45
24	at Alabama*	W, 10-2	C. Scroggins (2-0)	W. Freeman (2-2)	--	3687	2:58
26	at Missouri St.	W, 8-2	Z. Vermillion (3-0)	H. Juenger (0-2)	--	2457	3:12
29	#21 Ole Miss*	W, 5-3	I. Campbell (6-0)	W. Ethridge (4-2)	M. Cronin (7)	10251	3:03
30	#21 Ole Miss*	L, 4-3	A. Miller (2-0)	K. Kopps (1-1)	P. Caracci (6)	9642	2:51
31	#21 Ole Miss*	L, 10-5	Z. Phillips (3-1)	K. Kopps (1-2)	T. Myers (1)	8433	3:39
APRIL							
2	Little Rock	W, 17-7	T. Gordon (2-1)	K. Ramage (5-1)	E. Daily (1)	7956	4:10
5	at #15 Auburn-1*	L, 6-3	E. Anderson (5-0)	K. Kopps (1-3)	C. Greenhill (7)	--	2:50
	at #15 Auburn-2*	W, 9-6 (15 inn.)	K. Kopps (2-3)	C. Skipper (3-2)	--	--	5:40
6	at #15 Auburn*	W, 8-0	P. Wicklander (3-1)	R. Fitts (2-1)	Z. Vermillion (1)	3731	3:08
9	Oral Roberts	W, 15-8	K. Ramage (6-1)	L. Odom (0-3)	--	8723	4:00
12	at #6 Vanderbilt*	L, 3-2	D. Fellows (7-0)	I. Campbell (6-1)	T. Brown (7)	3465	2:24
13	at #6 Vanderbilt*	L, 12-2	K. Rucker (3-4)	C. Noland (0-32)	--	3305	2:27
14	at #6 Vanderbilt*	W, 14-12	Z. Vermillion (4-0)	T. Brown (1-1)	M. Denton (1)	3488	4:01
16	Arkansas-Pine Bluff	W, 16-4 (7 inn.)	C. Noland (1-2)	C. Benoit (0-6)	--	7805	2:50
18	#2 Mississippi State*	W, 5-3	I. Campbell (7-1)	E. Small (4-1)	M. Cronin (8)	8338	2:50
19	#2 Mississippi State*	W, 12-5	K. Kopps (3-3)	P. Plumlee (2-3)	--	9573	3:58
20	#2 Mississippi State*	W, 10-2	C. Noland (2-2)	J. Ginn (7-2)	--	11087	2:58
23	Northwestern State	W, 19-2	K. Ramage (7-1)	K. Swanson (0-2)	--	7659	3:07
24	Northwestern State	L, 10-7	D. Hodo (1-2)	L. Henry (0-1)	T. Pigott (2)	7626	3:26
26	#18 Tennessee*	W, 11-9	K. Kopps (4-3)	A. Schultz (2-1)	M. Cronin (9)	11787	3:45
27	#18 Tennessee*	W, 15-3	P. Wicklander (4-1)	G. Stallings (7-3)	--	11594	2:57
28	#18 Tennessee*	W, 4-3 (10 inn.)	E. Trest (1-1)	R. Walsh (0-1)	--	9419	3:07
30	Grambling State	W, 17-3	M. Denton (2-0)	D. Matthews (0-2)	--	10463	3:31
MAY							
3	at Kentucky-1*	W, 5-2	I. Campbell (8-1)	J. Ramsey (2-5)	M. Cronin (10)	4225	3:10
	at Kentucky-2*	W, 9-1	P. Wicklander (5-1)	D. Marsh (3-2)	--	--	2:50
5	at Kentucky*	L, 4-3	Z. Thompson (5-1)	C. Noland (2-3)	C. Coleman (4)	3749	2:07
9	#15 LSU*	W, 14-4	I. Campbell (9-1)	M. Hilliard (0-3)	--	9220	3:07
10	#15 LSU*	W, 11-6	K. Kopps (5-3)	Z. Hess (3-4)	--	11714	3:27
11	#15 LSU*	L, 3-2	T. Peterson (4-2)	J. Kostyshock (1-2)	--	11037	2:47
16	at #17 Texas A&M*	W, 7-3	I. Campbell (10-1)	C. Weber (4-1)	--	4639	3:08
17	at #17 Texas A&M*	L, 6-2	J. Doxakis (7-3)	P. Wicklander (5-2)	--	5438	2:55
18	at #17 Texas A&M*	L, 6-1	C. Roa (3-2)	C. Noland (2-4)	--	5550	2:32




ZACK GREGORY
Fr. • 5-10 • 175 • L/R
INF • Keller, Texas



TREVOR EZELL
R-Sr. • 5-8 • 200 • S/R
INF • Bryant, Ark.




JACOB NESBIT
R-Fr. • 6-0 • 170 • R/R
INF • Coppell, Texas




JACK KENLEY
Jr. • 6-0 • 180 • L/R
INF • Germantown, Tenn.



JORDAN MCFARLAND
Jr. • 6-3 • 210 • R/R
INF/OF • Waterloo, Ill.



MATT GOODHEART
So. • 6-1 • 180 • L/R
INF/OF • Magnolia, Ark.




CASEY OPITZ
So. • 5-11 • 175 • S/R
C/UTL • Centennial, Colo.



CONNOR NOLAND
Fr. • 6-2 • 215 • R/R
RHP • Greenwood, Ark.




CALEB DENNY
Fr. • 6-2 • 180 • L/R
INF • Owasso, Okla.




CASEY MARTIN
So. • 5-11 • 175 • R/R
INF • Lonoke, Ark.




ANDREW STANLEY
Fr. • 5-9 • 180 • R/R
C • Searcy, Ark.




TREY HARRIS
Fr. • 5-10 • 165 • R/R
OF • Little Rock, Ark.




HESTON KJERSTAD
So. • 6-3 • 200 • L/R
OF • Amarillo, Texas



COBY BOULWARE
So. • 5-9 • 170 • R/R
INF • Anthem, Ariz.



ELIJAH TREST
Fr. • 6-3 • 205 • L/R
RHP • White Oak, Texas



JACOB BURTON
Fr. • 6-0 • 195 • R/R
RHP • Diana, Texas



CURTIS WASHINGTON, JR.
Fr. • 6-2 • 175 • R/R
OF/INF • West Memphis, Ark.




DOMINIC FLETCHER
Jr. • 5-9 • 175 • L/L
OF • Cypress, Calif.




CHRISTIAN FRANKLIN
Fr. • 5-11 • 180 • R/R
OF • Overland Park, Kan.




TRAVIS HESTER
Fr. • 6-2 • 195 • R/R
RHP • College Station, Texas




DILLON LIFRIERI
Fr. • 6-0 • 190 • R/R
OF/INF • Wilton, Conn.



KOLE RAMAGE
So. • 6-1 • 195 • R/R
RHP • Southlake, Texas



MARSHALL DENTON
R-So. • 5-11 • 165 • R/R
RHP • Beebe, Ark.



CALEB BOLDEN
So. • 6-2 • 185 • R/R
RHP • Texarkana, Texas



MATT CRONIN
Jr. • 6-2 • 210 • L/L
LHP • Navarre, Fla.




PATRICK WICKLANDER
Fr. • 6-1 • 180 • R/L
LHP • San Jose, Calif.



STEVEN SANCHEZ
Fr. • 6-7 • 250 • L/L
LHP • Mundelein, Ill.




JACOB KOSTYSHOCK
Jr. • 6-4 • 175 • R/R
RHP • O'Fallon, Mo.




CADEN MONKE
Fr. • 6-3 • 160 • L/L
LHP • Mt. Olive, Ill.



EVAN TAYLOR
Fr. • 6-4 • 235 • L/L
LHP • Florence, Ala.



COLLIN TAYLOR
R-So. • 5-11 • 220 • R/R
RHP • Florence, Ala.



KEVIN KOPPS
R-Jr. • 6-0 • 200 • R/R
RHP • Sugar Land, Texas




CARTER SELLS
Fr. • 6-0 • 190 • R/R
RHP • Brentwood, Tenn.



ZACK PLUNKETT
R-Sr. • 6-2 • 230 • R/R
C • Hurst, Texas




LIAM HENRY
Fr. • 6-2 • 175 • L/L
LHP • Kansas City, Mo.



WILL BARKER
Fr. • 6-2 • 180 • R/R
RHP • Sherwood, Ark.



ISAIAH CAMPBELL
R-Jr. • 6-4 • 235 • R/R
RHP • Olathe, Kan.




CODY SCROGGINS
R-Jr. • 6-0 • 185 • R/R
RHP • Bentonville, Ark.




ZEBULON VERMILLION
So. • 6-4 • 210 • L/R
RHP • Prairie Village, Kan.




DAVE VAN HORN
Head Coach
17th Season



NATE THOMPSON
Assistant Coach
2nd Season




MATT HOBBS
Assistant Coach
1st Season




TAYLOR SMART
Volunteer Assistant
1st Season



CLAY GOODWIN
Dir. of Operations
12th Season



JARED GATES
Student Assistant
1st Season



HARRISON HEFFLEY
Student Assistant
2nd Season