



ARKANSAS Baseball Game Notes

9 College World Series Appearances • 7 NCAA Super Regional Appearances
30 NCAA Tournament Appearances • 2 SEC Regular Season Titles • 5 SEC Western Division Titles

'19 SCHEDULE & RESULTS

FEBRUARY

| | | |
|----|-------------------------------|------------------|
| 16 | EASTERN ILLINOIS (DH) (SECN+) | W, 15-7 |
| | EASTERN ILLINOIS (DH) (SECN+) | W, 12-3 |
| 17 | EASTERN ILLINOIS (SECN+) | W, 3-2 |
| 21 | at USC (PAC-12+) | W, 6-3 |
| 22 | at USC (PAC-12+) | W, 8-6 |
| 23 | at USC (PAC-12+) | L, 6-4 (10 inn.) |
| 27 | MEMPHIS (SECN+) | W, 10-3 |

MARCH

| | | |
|----|--------------------------------|------------------|
| 1 | STONY BROOK (DH) (SECN+) | W, 3-1 |
| | STONY BROOK (DH) (SECN+) | W, 4-3 |
| 3 | STONY BROOK (SECN+) | W, 15-7 |
| 5 | CHARLOTTE | CANCELLED |
| 6 | CHARLOTTE (SECN+) | W, 9-2 |
| 8 | LOUISIANA TECH (SECN+) | W, 4-2 |
| 9 | LOUISIANA TECH (SECN+) | L, 12-7 |
| 10 | LOUISIANA TECH (SECN+) | W, 11-0 |
| 12 | WESTERN ILLINOIS (SECN+) | W, 8-0 |
| 13 | WESTERN ILLINOIS (SECN+) | W, 11-1 (8 inn.) |
| 15 | MISSOURI* (SECN+) | W, 2-0 |
| 16 | MISSOURI* (SECN+) | W, 4-3 |
| 17 | MISSOURI* (SECN+) | W, 3-2 |
| 19 | at #9 Texas (Longhorn Network) | W, 11-4 |
| 20 | at #9 Texas (Longhorn Network) | L, 7-6 |
| 22 | at Alabama* (SECN+) | W, 12-3 |
| 23 | at Alabama* (SECN+) | L, 10-0 |
| 24 | at Alabama* (SECN+) | W, 10-2 |
| 26 | at Missouri State (ESPN+) | W, 8-2 |
| 29 | #21 OLE MISS* (ESPNU) | W, 5-3 |
| 30 | #21 OLE MISS* (SEC Network) | L, 4-3 |
| 31 | #21 OLE MISS* (SECN+) | L, 10-5 |

APRIL

| | | |
|----|---------------------------------|------------------|
| 2 | LITTLE ROCK (SECN+) | L, 17-7 |
| 4 | at #15 Auburn* (ESPNU) | L, 6-3 |
| 5 | at #15 Auburn* (SECN+) | W, 9-6 (15 inn.) |
| 6 | at #15 Auburn* (SECN+) | W, 8-0 |
| 9 | ORAL ROBERTS (SECN+) | W, 15-8 |
| 12 | at #6 Vanderbilt* (SEC Network) | L, 3-2 |
| 13 | at #6 Vanderbilt* (SECN+) | L, 12-2 |
| 14 | at #6 Vanderbilt* (SECN+) | W, 14-12 |
| 16 | ARKANSAS-PINE BLUFF (SECN+) | W, 14-6 |
| 18 | #2 MISSISSIPPI STATE* (ESPNU) | W, 5-3 |
| 19 | #2 MISSISSIPPI STATE* (SECN+) | W, 12-5 |
| 20 | #2 MISSISSIPPI STATE* (SECN+) | W, 10-2 |
| 23 | NORTHWESTERN STATE (SECN+) | W, 19-2 |
| 24 | NORTHWESTERN STATE (SECN+) | L, 10-7 |
| 26 | #18 TENNESSEE* (SECN+) | W, 11-9 |
| 27 | #18 TENNESSEE* (SECN+) | W, 15-3 |
| 28 | #18 TENNESSEE* (SEC Network) | W, 4-3 (10 inn.) |
| 30 | vs. Grambling State (NLR, Ark.) | W, 17-3 |

MAY

| | | |
|------------|------------------------------------|-----------------|
| 3 | at Kentucky* (SECN+) | W, 5-2 |
| 5 | at Kentucky* (DH) (SECN+) | W, 9-1 (7 inn.) |
| | at Kentucky* (DH) (SECN+) | L, 4-3 (7 inn.) |
| 9 | #15 LSU* (ESPNU) | W, 14-4 |
| 10 | #15 LSU* (SECN+) | W, 11-6 |
| 11 | #15 LSU* (ESPNU) | L, 3-2 |
| 16 | at #17 Texas A&M* (SECN+) | W, 7-2 |
| 17 | at #17 Texas A&M* (SECN+) | L, 6-2 |
| 18 | at #17 Texas A&M* (SECN+) | L, 6-1 |
| 22 | vs. 7-seed Ole Miss (SEC Network)@ | W, 5-3 |
| 23 | vs. 3-seed Georgia (SEC Network)@ | L, 3-1 |
| 24 | vs. 7-seed Ole Miss (SEC Network)@ | L, 3-2 |
| 31 | vs. CENTRAL CONNECTICUT (ESPN3)* | 1 p.m. |
| June 7-9 | NCAA Super Regionals | |
| June 14-27 | College World Series (Omaha, Neb.) | |

All times Central; Home game in BOLD; * - SEC Game

@ - SEC Tournament (Hoover, Ala.); ^ - NCAA Regional (Fayetteville, Ark.)

MAY 31 - JUNE 3 AT NCAA REGIONAL | FAYETTEVILLE, ARK. / BAUM-WALKER STADIUM



#1 ARKANSAS RAZORBACKS

| | |
|--------------------|-------------------------|
| Record | 41-17 (20-10 SEC) |
| Ranking | 4 |
| Last Season | 48-21 (18-12 SEC) |
| Head Coach | Dave Van Horn |
| Career Record | 1,269-621 (31st season) |
| Record at Arkansas | 684-381 (17th Season) |



#2 CALIFORNIA GOLDEN BEARS

| | |
|---------------|----------------------|
| Record | 32-18 (17-11 PAC-12) |
| Ranking | 24 |
| Last Season | 32-22 (16-14 PAC-12) |
| Head Coach | Mike Neu |
| Career Record | 104-105 (4th Season) |
| Record at Cal | 65-44 (2nd Season) |



#3 TCU HORNED FROGS

| | |
|---------------|-----------------------|
| Record | 32-26 (11-13 Big 12) |
| Ranking | NR |
| Last Season | 33-23 (10-13 Big 12) |
| Head Coach | Jim Schlossnagle |
| Career Record | 757-368 (18th Season) |
| Record at TCU | 680-321 (15th Season) |



#4 CENTRAL CONNECTICUT BLUE DEVILS

| | |
|----------------|-------------------------|
| Record | 30-21 (16-8 NEC) |
| Ranking | NR |
| Last Season | 18-28 (12-16 NEC) |
| Head Coach | Charlie Hickey |
| Career Record | 654-544-5 (23rd Season) |
| Record at CCSU | 548-483-5 (20th Season) |



NCAA FAYETTEVILLE REGIONAL SCHEDULE

Friday, May 31

Game 1 - No. 4 Central Connecticut vs. No. 1 Arkansas, 1 p.m. CT (ESPN3)

Game 2 - No. 3 TCU vs. No. 2 California, 6 p.m. CT (ESPN3)

Saturday, June 1

Game 3 - Loser Game 1 vs. Loser Game 2, 1 p.m.

Game 4 - Winner Game 1 vs. Winner Game 2, 7 p.m.

Sunday, June 2

Game 5 - Winner Game 3 vs. Loser Game 4, 2 p.m.

Game 6 - Winner Game 5 vs. Winner Game 4, 8 p.m.

Monday, June 3

Game 7 - Winner Game 6 vs. Loser Game 6 (if necessary), 6 p.m.

GENERAL INFO

| | |
|-------------|---|
| TV: | Potentially on days 2, 3, or 4 |
| Internet: | ESPN3 on day 1 |
| Radio: | Razorback Sports Network (All Arkansas Games) |
| Live Stats: | Arkansas.Statbroadcast.com |

| | |
|-----------|-----------------------|
| Location: | Fayetteville, Ark. |
| Stadium: | Baum Stadium (10,737) |

| | |
|--------------------|-----------------------|
| Friday Forecast: | High 81, Low 57 (10%) |
| Saturday Forecast: | High 83, Low 62 (10%) |
| Sunday Forecast: | High 81, Low 64 (40%) |
| Monday Forecast: | High 81, Low 66 (50%) |

A || RAZORBACK NOTES PRO HOGS MAJOR LEAGUE BASEBALL

MLB (8)

| Name | Years at Arkansas | Club |
|-------------------|-------------------|-------------------|
| Brian Anderson | 2012-14 | Miami |
| Jalen Beeks | 2013-14 | Tampa Bay |
| Andrew Benintendi | 2014-15 | Boston |
| Logan Forsythe | 2006-08 | Texas |
| James McCann | 2009-11 | Chicago White Sox |
| Blake Parker | 2004-06 | Minnesota |
| Drew Smyly | 2009-10 | Texas |
| Ryne Stanek | 2011-13 | Tampa Bay |

AAA (3)

| Name | Years at Arkansas | Club |
|----------------|-------------------|-----------------|
| D.J. Baxendale | 2010-12 | Rochester (MIN) |
| Zach Jackson | 2014-16 | Buffalo (TOR) |
| Matt Reynolds | 2010-12 | Fresno (WAS) |

AA (3)

| Name | Years at Arkansas | Club |
|-----------------|-------------------|---------------------|
| Chad Spanberger | 2015-17 | New Hampshire (TOR) |
| Trevor Stephan | 2017 | Trenton (NYY) |
| Andy Wilkins | 2008-10 | Mississippi (ATL) |

A-Advanced (1)

| Name | Years at Arkansas | Club |
|--------------|-------------------|---------------------|
| Jacob Morris | 2011-13 | Winston-Salem (CWS) |

A (4)

| Name | Years at Arkansas | Club |
|---------------|-------------------|---------------------|
| Eric Cole | 2016-18 | Lexington (KC) |
| Blaine Knight | 2016-18 | Delmarva (BAL) |
| Grant Koch | 2016-18 | Greensboro (PIT) |
| Kacey Murphy | 2016-18 | West Michigan (DET) |

A-Short (1)

| Name | Years at Arkansas | Club |
|-------------|-------------------|---------------|
| Jax Biggers | 2017-18 | Spokane (CLE) |

Rookie (3)

| Name | Years at Arkansas | Club |
|----------------|-------------------|------------------------|
| Evan Lee | 2017-18 | GCL Nationals (WAS) |
| Barrett Loseke | 2016-18 | GCL Yankees East (NYY) |
| Jake Reindl | 2016-18 | AZL Cubs (CHC) |

Free Agents (2)

| Name | Years at Arkansas | Last Club |
|----------------|-------------------|------------|
| Zack Cox | 2009-10 | Erie (DET) |
| Dallas Keuchel | 2007-09 | Houston |



In recognition of the extraordinary longtime support of the Walker Family and the Willard and Pat Walker Charitable Foundation, the nation's top collegiate baseball ballpark has been renamed Baum-Walker Stadium at George Cole Field.



Arkansas Friday night starter Isaiah Campbell has been the reason the Hogs have won 12 weekend series openers this season. Campbell has a 10-1 record, which equals the win total Blaine Knight had at this point in the 2018 season and is Campbell one of only four SEC pitchers with top-10 totals in ERA (2.37), innings pitched (95.0) and strikeouts (100).

RAZORBACK PRIME NINE

>> Arkansas is making its 31st appearance overall in the NCAA Tournament this weekend and 16th in the last 17 years. This is the eighth time Fayetteville has been selected to host a regional and first time it has been selected in three-straight years..

>> The Razorbacks won a share of the SEC Western Division title for the second-straight year, finishing with an 20-10 conference record. It's Arkansas' sixth division title in school history and fifth under Dave Van Horn.

>> Nine different Razorbacks were named to the various All-SEC teams with six being named to the 12-man All-SEC Second Team. Overall, Arkansas had 11 selections among the All-SEC, All-Freshman and All-Defense Teams, a school record.

>> Trevor Ezell, Casey Martin, Matt Cronin, Heston Kjerstad, Matt Goodheart and Dominic Fletcher were all named to the All-SEC Second Team. It's the third-straight year with an All-SEC selection for Fletcher and second for Kjerstad and Martin.

>> Over the last two seasons, Arkansas has had the pleasure of playing 11 NCAA Tournament games at Baum-Walker Stadium. In those 11 games, the Razorbacks have hit .298 as a team and are averaging 6.9 runs per game.

>> Isaiah Campbell was left off the All-SEC lists, but had numbers that would rank among the best in the SEC and in Arkansas history. At 10-1, Campbell's win total, innings pitched (95.0), ERA (2.37) and strikeouts (100) are all top-10 totals in the SEC.

>> Campbell topped the 100-strikeout total for the year last week in the SEC Tournament. It's the third-straight year Arkansas has had a pitcher total 100 or more strikeouts in a season (T. Stephan, B. Knight) and Campbell needs five more to crack into the top-10 all-time totals in school history.

>> The Razorbacks weren't expected to hit as many home runs as last year's record-setting team (98), but have still set a good pace going into the NCAA Regionals. As a team, Arkansas has hit 78 home runs, which ranks second in the SEC and 12th in the nation.

>> Freshman Connor Noland will get the call to start the regional-opener for Arkansas against Central Connecticut State. Noland has the most starts on the pitching staff and has worked five or more innings in four of his last six starts.

2019 SEC STANDINGS (as of May 29, 2019)

| | | Conference | | | | | Overall | | | Last 10 | Streak |
|---------|------------------|------------|----|----|------|------|---------|----|------|---------|--------|
| | | W | L | T | Win% | GB | W | L | Win% | | |
| EASTERN | Vanderbilt# | 23 | 7 | -- | .767 | -- | 49 | 10 | .831 | 9-1 | W9 |
| | Georgia | 21 | 9 | -- | .700 | 2.0 | 44 | 15 | .746 | 7-3 | L1 |
| | Tennessee | 14 | 16 | -- | .467 | 9.0 | 38 | 19 | .667 | 6-4 | L2 |
| | Missouri | 13 | 16 | 1 | .450 | 9.5 | 34 | 22 | .605 | 3-7 | L5 |
| | Florida | 13 | 17 | -- | .433 | 10.0 | 33 | 24 | .579 | 5-5 | L1 |
| | South Carolina | 8 | 22 | -- | .267 | 15.0 | 28 | 28 | .500 | 4-6 | L1 |
| | Kentucky | 7 | 23 | -- | .233 | 16.0 | 26 | 29 | .473 | 4-6 | L3 |
| WESTERN | Arkansas^ | 20 | 10 | -- | .667 | -- | 41 | 17 | .707 | 4-6 | L2 |
| | Mississippi St.^ | 20 | 10 | -- | .667 | -- | 46 | 13 | .780 | 7-3 | L2 |
| | LSU | 17 | 13 | -- | .567 | 3.0 | 37 | 24 | .607 | 7-3 | L1 |
| | Texas A&M | 16 | 13 | 1 | .550 | 3.5 | 37 | 21 | .636 | 5-5 | L2 |
| | Ole Miss | 16 | 14 | -- | .533 | 4.0 | 37 | 25 | .597 | 5-5 | L1 |
| | Auburn | 14 | 16 | -- | .467 | 6.0 | 33 | 25 | .569 | 4-6 | L2 |
| | Alabama | 7 | 23 | -- | .233 | 13.0 | 30 | 26 | .536 | 4-6 | L3 |

ARKANSAS OPENS REGIONAL AGAINST CENTRAL CONNECTICUT

Solidifying its top-five seed for the second-consecutive year, Arkansas (41-17) will face four-seed Central Connecticut in its opening game of the NCAA Tournament. The Hogs are in the tournament for the third-straight year and 31st time in school history. Of its last 17 NCAA Tournament appearances, 16 have come under Dave Van Horn. The Hog skipper has taken the Razorbacks to the College World Series five times (2004, 2009, 2012, 2015, 2018) and the Super Regionals six times (2004, 2009, 2010, 2012, 2015, 2018). Last year, Arkansas was one out away from its first national championship in school history, but finished as the national runner-up for the second time in school history (1979).

WE'RE HOSTING!

As the Razorbacks make their 30th NCAA Tournament appearance overall and 16th in the last 17 years, this weekend will mark the eighth time that Fayetteville has been selected as a regional host and first time in back-to-back years since 2006-2007.

NOT OUR FIRST RODEO

Arkansas is 83-66 (.557) all-time in the NCAA Tournament, including a 57-41 (.582) record in regional action. The Razorbacks have advanced to the College World Series nine times and have advanced to a Super Regional seven times. Head coach Dave Van Horn has led Arkansas to the NCAA Regional Final in each of his last eight tournament appearances.

TWO YEARS, TWO ACES

In 2018, Blaine Knight put together one of the best seasons by a Razorback pitcher in school history, going a perfect 14-0 and just 35 earned runs allowed in 112.1 innings pitched with 102 strikeouts. Now, in 2019, and with Knight moved on to the pros, redshirt junior Isaiah Campbell has taken the torch as Arkansas' ace and has even better numbers than Knight did going into the NCAA Tournament. Campbell is 10-1 going into this weekend's regional and pitched a scoreless five innings last week against Georgia in the SEC Tournament, while also reaching the 100-strikeout mark.

| Category (Entering NCAA Regional) | Isaiah Campbell | Blaine Knight |
|-----------------------------------|-----------------|---------------|
| Record | 10-1 | 10-0 |
| ERA | 2.37 | 2.78 |
| Innings | 95.0 | 87.1 |
| Hits | 73 | 76 |
| Runs | 33 | 31 |
| Earned Runs | 25 | 27 |
| Walks | 18 | 21 |
| Strikeouts | 100 | 86 |
| Opponent Batting Average | .211 | .234 |

SCHOOL RECORD NINE RAZORBACKS SELECTED FOR ALL-SEC

Arkansas led the league with 11 selections on All-SEC Teams. Six of the 12 All-SEC Second Team selections come from Arkansas as Trevor Ezell, Casey Martin, Dominic Fletcher, Heston Kjerstad, Matt Goodheart and Matt Cronin all made the list at their respective positions. On the SEC All-Freshman Team, Christian Franklin, Connor Noland and Patrick Wicklander all earned their first all-conference honors of their career. Finally, Fletcher and Ezell both were named to the SEC All-Defense Team. The 11 selections (nine players) leads all SEC teams and tops last year's previous program record of nine selections. Arkansas was also the only school with multiple players named to the all-freshman team and it was the third year in school history the Hogs have had two or more freshmen named all-conference.

1B Trevor Ezell - All-SEC Second Team, SEC All-Defense

SS Casey Martin - All-SEC Second Team

CF Dominic Fletcher - All-SEC Second Team, SEC All-Defense

RF Heston Kjerstad - All-SEC Second Team

DH Matt Goodheart - All-SEC Second Team

RP Matt Cronin - All-SEC Second Team

SP Connor Noland - SEC All-Freshman Team

SP Patrick Wicklander - SEC All-Freshman Team

LF Christian Franklin - SEC All-Freshman Team

CAMPBELL FORMS INTO FRIDAY NIGHT ACE

Following the footsteps of All-American Blaine Knight, redshirt junior Isaiah Campbell has, seemingly, transformed into the Friday-night ace for the Hogs this year. Campbell is 10-1 on the year and is eighth in the SEC in strikeouts (100). His 95 innings pitched is the third most among all SEC pitchers and 10 of his last 12 outings have been quality starts.. He also has never walked more than three batters in a start this year.

Last 12 Starts (Isaiah Campbell)

| Date | Opponent | IP | H | R | ER | BB | SO |
|----------|---------------------|-----|---|---|----|----|----|
| March 1 | Stony Brook | 7.0 | 3 | 0 | 0 | 1 | 13 |
| March 8 | Louisiana Tech | 6.0 | 7 | 2 | 2 | 0 | 10 |
| March 15 | Missouri | 7.0 | 2 | 0 | 0 | 1 | 11 |
| March 22 | at Alabama | 7.0 | 5 | 0 | 0 | 1 | 7 |
| March 29 | No. 21 Ole Miss | 7.0 | 4 | 2 | 2 | 2 | 5 |
| April 5 | at No. 15 Auburn | 6.2 | 7 | 3 | 3 | 3 | 3 |
| April 12 | at No. 6 Vanderbilt | 7.2 | 6 | 3 | 3 | 0 | 9 |
| April 18 | No. 2 Miss. State | 7.2 | 5 | 2 | 2 | 0 | 10 |
| April 26 | No. 18 Tennessee | 4.2 | 6 | 7 | 3 | 3 | 3 |
| May 3 | at Kentucky | 7.0 | 5 | 1 | 1 | 0 | 6 |
| May 9 | No. 15 LSU | 6.0 | 4 | 2 | 2 | 1 | 4 |
| May 16 | at No. 17 Texas A&M | 6.0 | 6 | 2 | 1 | 1 | 6 |
| May 23 | vs. Georgia | 5.0 | 2 | 0 | 0 | 3 | 3 |

HOW THE WEST WAS WON...AGAIN

Arkansas claimed its sixth division title in school history, earning a share of SEC Western Division title for the second-straight year. Five of Arkansas' six SEC Western Division crowns have come under current head coach Dave Van Horn (2004, 2007, 2011, 2018, 2019). The first SEC division title came in 1999 under longtime head coach Norm DeBriyn, a year the Hogs also won the overall title.

Western Division Titles In School History

| YEAR | HEAD COACH | RECORD (CONFERENCE) |
|-------|---------------|---------------------|
| 1999* | Norm DeBriyn | 42-23 (22-8 SEC) |
| 2004* | Dave Van Horn | 45-24 (19-11 SEC) |
| 2007 | Dave Van Horn | 43-21 (18-12 SEC) |
| 2011 | Dave Van Horn | 40-22 (15-15 SEC) |
| 2018 | Dave Van Horn | 37-17 (18-12 SEC) |
| 2019 | Dave Van Horn | 41-17 (20-10 SEC) |

* - denotes won SEC overall title



For the eighth time in school history and the first time in three-consecutive seasons, Baum-Walker Stadium will play host to the NCAA Regionals starting on Friday. Arkansas has been able to advance out of its own regional three times (2004, 2010, 2018) in its history. This year, the Hogs are 28-6 at home and have won 10 of their last 12 games at Baum-Walker.



After four years at Southeast Missouri State, redshirt senior Trevor Ezell arrived at Arkansas having not played a single game at first base. Because of his shoulder surgery, he was forced to play nearly every game at first base this year and ended up on the SEC All-Defense Team having only made two errors all season.

DO NOT RUN ON CASEY OPITZ

After the departure of Grant Koch from behind the plate, sophomore Casey Opitz was asked to fill some pretty big shoe, especially with his arm. In 50 games, Opitz has caught 19-of-23 would be base-stealers, which ties for 29th in the nation and first in the SEC. Opitz has eight caught stolen bases over the last month, including five against Kentucky and two against Texas A&M. The 19 caught stolen bases by Opitz is the most by a Razorback catcher in the last three seasons.

SEC CAUGHT STOLEN BASE LEADERS

| Rank | Player (Team) | CSB |
|------|----------------------|-----|
| 1. | Casey Opitz (ARK) | 19 |
| 2. | Dustin Skelton (MSU) | 18 |
| | Cooper Johnson (OM) | 18 |
| 4. | Chad McDaniel (MIZZ) | 14 |
| 5. | Luke Berryhill (SC) | 13 |
| | Mikey Hoehner (TAMU) | 13 |

BRINGING THE WOOD

With the departure of a number of veteran hitters after Arkansas' run to the 2018 College World Series final, it was expected that the Hogs' offensive numbers would dip slightly. However, with some added speed and firepower at the bottom of the lineup, Arkansas may have the more well-rounded offense in 2019. Through 58 games last season, Arkansas was hitting .300 as a team. This year, the Hogs are hitting .299 with five players batting over .300. The 78 home runs hit this year are just 10 behind last year's pace, but the runs average per game is a half-run better than a year ago.

COMPARING 2018 TO 2019 (OFFENSE)

| Category | 2018 (Through 58 games) | 2019 |
|--------------------|-------------------------|------|
| Average | .299 | .299 |
| Slugging | .489 | .491 |
| On-Base Percentage | .397 | .398 |
| Hits | 592 | 599 |

| | | |
|-----------------|-----|-----|
| Runs | 410 | 437 |
| Extra-Base Hits | 192 | 214 |
| Home Runs | 88 | 78 |
| RBIs | 383 | 407 |
| Runs per game | 7.1 | 7.5 |

CAMPBELL NAMED TO GOLDEN SPIKES SEMIFINALIST LIST

Right-hander Isaiah Campbell was one of 25 players nationally named to the prestigious Golden Spikes Award semifinalist list, making him the first Razorback since Andrew Benintendi (2015) to be named a semifinalist. Through 15 starts, Campbell has a 10-1 record with a 2.37 ERA and an SEC-best 95 innings pitched with 100 strikeouts. He's one of nine SEC players to make this year's semifinalist list.

VAN HORN WINS 1,000TH DIVISION I GAME IN CAREER

With a 9-1 win over Kentucky in the front end of a doubleheader back on May 5, Arkansas head coach Dave Van Horn picked up his 1,000th win in Division I, becoming only the ninth active head coach to win 1,000 or more games at the Division I level. In his 31-season career, which includes the Junior College and Division II level, Van Horn has a combined record of 1,269-621, with 25 seasons coming at four-year institutions and has 684 wins at Arkansas. He won 51 games at Central Missouri in 1994, his only year, en route to winning the Division II national title.

Most Wins (Active Coaches)

| Rank | Coach, Team | Years | Wins |
|------|--------------------------------|-------|-------|
| 1. | Mike Martin, Florida St. | 39 | 2,018 |
| 2. | Mike Fox, North Carolina | 35 | 1,464 |
| 3. | Paul Mainieri, LSU | 36 | 1,445 |
| 4. | John Anderson, Minnesota | 37 | 1,310 |
| 5. | Keith Guttin, Missouri St. | 36 | 1,274 |
| 6. | Danny Hall, Georgia Tech | 31 | 1,260 |
| 7. | Gary Gilmore, Coastal Carolina | 29 | 1,207 |
| 8. | Tony Robichaux, UL-Lafayette | 32 | 1,171 |
| 9. | Mike Sansing, Kennesaw St. | 30 | 1,115 |
| 10. | Elliott Avent, NC State | 30 | 1,094 |
| 11. | Dave Van Horn, Arkansas | 25 | 1,055 |
| 12. | Brian Shoop, UAB | 29 | 1,050 |
| 13. | Bill Brown, George Mason | 37 | 1,045 |

EZELL TIES SCHOOL RECORD FOR RUNS SCORED IN SINGLE GAME

Redshirt senior Trevor Ezell went 3-for-3 against Grambling State (April 30) with three RBIs and three walks. It was his 16th multi-hit game of the season and eighth three-hit game. He also tied the school record for runs scored in a game by crossing the plate six times, tying him with Jeremy Jackson and Todd Zacher, who each scored six runs in a game in 1997 and 1981, respectively.

HOGS MAKING A HABIT OF THE WALK-OFF

The game three walk-off win against Tennessee (April 28) was the third walk-off for the Razorbacks this year and fifth game won in the final inning. Casey Opitz now has two of Arkansas' walk-off hits this year, while Heston Kjerstad had his own in the opening weekend to help the Hogs sweep Eastern Illinois. On the road, Arkansas won game two of its series with Auburn, scoring three runs in the top of the 15th inning before shutting it out in the bottom half. The next week, Arkansas staved off the sweep at Vanderbilt, scoring five runs in the top of the ninth, winning 14-12.



Trailing 11-9 going into the ninth inning of the series finale at No. 6 Vanderbilt, Arkansas reeled off five runs and held off the Commodores in the bottom half to win 14-12, in one of the wildest games of the year. Arkansas had a season-high 22 hits in the game, its most in a single game since the second game of the 2018 season (vs. Bucknell - Feb. 17, 2018). Eight of Arkansas' nine starters had two or more hits led by Casey Opitz and Heston Kjerstad, who each had four hits.

EZELL SURPASSES 300 HITS IN CAREER

Redshirt senior Trevor Ezell reached the 300 career hit plateau in his first at-bat in game two against Tennessee (April 27) on a lead-off single to right field. Ezell finished the game with three hits and now sits at 318 for his career. Ezell totaled 251 hits over four years at Southeast Missouri State prior to joining Arkansas for the 2019 season. He now sits at 67 hits this year, fourth most on the team.

GOT THE LONG BALL WORKING

Over the last 20 games, Arkansas' offense has hit .300 and slugged .524 with 36 home runs. Five of those home runs came in the series opening win over Texas A&M. Arkansas has hit five home runs in a game three times this year and six times with four or more.

SEC Home Run Leaders (By Team)

| | | |
|----|----------------|----|
| 1. | Vanderbilt | 82 |
| 2. | Arkansas | 78 |
| 3. | South Carolina | 75 |
| 4. | Florida | 70 |
| 5. | Georgia | 65 |

MARTIN AND NOLAND TAKE HOME SEC WEEKLY AWARDS

Sophomore Casey Martin was named the SEC's Player of the Week and freshman right-hander Connor Noland also took home the league's Co-Freshman of the Week honors after Arkansas' series against Mississippi State and the midweek game against Arkansas-Pine Bluff. Martin hit .471 for the week with five of his eight hits and six of his 10 RBIs coming against the second-ranked Bulldogs. His performance helped Arkansas to its second SEC series sweep and second sweep over Mississippi State in the last three years. He also totaled a career-high four RBIs twice, once coming in the 16-4 win over Arkansas-Pine Bluff and the other in a 12-5 series-clinching victory over MSU. Noland's 7.2 innings pitched against the Bulldogs was a season-long as he struck out five batters and scattered four hits without giving up a walk. The five strikeouts were his second-most in a game this year, two shy of his season high of seven coming in his first career outing in February (vs. EIU - Feb. 16).

DOUBLES MACHINE

Through 58 games, junior Dominic Fletcher is at the top of the SEC in doubles with Casey Martin and Trevor Ezell not far behind. Fletcher leads all SEC players with 22 doubles and ranks just six off the school record of 28 doubles in a single season set by Jim Kremers (28) in 1987.

SEC DOUBLES LEADERS

| | | |
|----|------------------------|----|
| 1. | Dominic Fletcher (ARK) | 22 |
| | Tanner Allen (MSU) | 22 |
| 3. | Jake Mangum (MSU) | 21 |
| | Justin Foscoe (MSU) | 21 |
| 5. | Ethan Paul (VU) | 20 |
| 6. | Trevor Ezell (ARK) | 19 |
| | Casey Martin (ARK) | 19 |

NESBIT WINS FIRST SEC FRESHMAN OF THE WEEK

Redshirt-freshman infielder Jacob Nesbit was named the SEC Freshman of the Week after his strong weekend at the plate that helped the Razorbacks split the midweek series at No. 9 Texas and then take a crucial weekend series on the road against Alabama. The Coppell, Texas native hit .421 (8-for-19) for the week, good for the second-best average on the team and extended his team-best hitting streak to 15 games, which dates back to a March 6 victory over Charlotte.

WICKLANDER SHOWS POISE AS STARTER

Freshman Patrick Wicklander may be one of Arkansas' main starters by season's end. Wicklander has made four starts in his last five appearances and in all four of those starts has worked four or more innings three times and not allowed more than three earned runs in each appearance. His last five starts have come against SEC teams and he has allowed no more than five hits and struck out six or more four times..

PATRICK WICKLANDER IN COMPARISON

| Category | As a Starter (13 Games) | As a Reliever (7 Games) |
|-----------------|-------------------------|-------------------------|
| ERA | 3.51 | 11.42 |
| Wins | 5 | 0 |
| Innings Pitched | 51.1 | 8.2 |
| Hits | 36 | 9 |
| Runs | 23 | 11 |
| Earned Runs | 20 | 11 |
| Walks | 23 | 12 |
| Strikeouts | 68 | 13 |

RAZORBACKS WIN MARATHON WITH TIGERS IN 15 INNINGS

Arkansas and Auburn were forced to play a doubleheader to begin their three-game series last week due to bad weather forecasts the day before. While the series opener took less than three hours, the back end of the doubleheader went 15 innings with Arkansas winning the game, 9-6, thanks to a clutch home run in the top of the 15th by Heston Kjerstad. The 15-inning game was Arkansas' longest in terms of innings since a 16-inning loss to Southeast Missouri State in 2004 and Friday's total game time was five hours and 40 minutes.

LONGEST GAMES SINCE 2004 (12 INNINGS OR MORE)

| | | |
|---------------|------------------|------------------|
| April 5, 2019 | W, 9-6 (15 inn.) | at No. 15 Auburn |
|---------------|------------------|------------------|

| | | |
|----------------|-------------------|----------------------|
| March 5, 2016 | L, 10-8 (12 inn.) | vs. Eastern Illinois |
| March 17, 2013 | L, 6-4 (13 inn.) | vs. Ole Miss |
| March 16, 2012 | W, 4-3 (12 inn.) | vs. Alabama |
| June 13, 2010 | L, 7-5 (12 inn.) | at Arizona St. |
| June 12, 2010 | L, 7-6 (12 inn.) | at Arizona St. |
| June 17, 2009 | W, 4-3 (12 inn.) | vs. Virginia |
| March 29, 2008 | L, 6-5 (12 inn.) | at Vanderbilt |
| April 6, 2004 | L, 6-5 (16 inn.) | vs. SE Missouri St. |

SCROGGINS SHUTS DOWN LOUISIANA TECH

Making the Sunday start against Louisiana Tech, Cody Scroggins went a career-long six innings and struck out a career-high 11 batters, while walking only one and giving up two singles on 88 pitches. Scroggins didn't even allow a baserunner past first base for his entire outing and retired seven of the first eight he faced. It was his' first victory of the year and first decision in 27 career appearances dating back to 2016.

WELCOME TO THE SHOW KID

Freshman right-hander Elijah Trest made his collegiate debut in the ninth inning in game three against Louisiana Tech (March 10), striking out the side on 20 pitches to help secure Arkansas' 12th victory of the year. Trest is the seventh different freshman pitcher to see time on the mound so far this season and fourth to strike out the side in their first collegiate inning of work (C. Monke, P. Wicklander, E. Taylor).

CAMPBELL TURNS IN CAREER DAY AGAINST STONY BROOK

For the first time since 2017, a Razorback pitcher struck out 12 or more batters in a game when Isaiah Campbell struck out a career-high 13 Stony Brook batters over seven innings on March 1. It was the most strikeouts in a game since Trevor Stephan struck out 13 against Rhode Island on March 10, 2017. Campbell's strikeout total made him only the second Razorback pitcher since 2010 to strike out 11 or more and the second since 2007 to strike out 13 or more.

RAZORBACKS HEAD WEST, DOWN TROJANS

Arkansas went west to face USC in a three-game series in week two and came away with its first road series win since 2017. The Hogs won games one and two 6-3 and 8-6, respectively, and nearly swept the Trojans before a 10th-inning walk-off homer thwarted that plan. It was the first road series win for the Hogs since they took 2-of-3 from Alabama in Tuscaloosa in April of 2017.

NEAR IMMACULATE INNING

Freshman Patrick Wicklander nearly achieved a feat that some pitchers only dream of when he came out of the bullpen in the sixth inning to relieve Jacob Kostyshock last Sunday against EIU. Wicklander struck out the heart of EIU's lineup consisting of Jimmy Govern, Hunter Morris and Ryan Knernschiold and did it on 10 pitches, just one shy of the near immaculate nine-pitch, three-strikeout inning. Wicklander finished his first career outing with 2.1 innings thrown, one run allowed and four strikeouts on 31 pitches.

SEE THE BALL, HIT THE BALL

In the season-opener against EIU, Arkansas achieved more than just scoring 15 runs on 18 hits en route to its 25th-straight season-opening win. The Hogs also did not strike out in 46 batters, a feat that hadn't been achieved since 7-6 victory over Troy on Feb. 28, 2010.

97 YEARS AND COUNTING

The 2019 season will mark the 97th season of Razorback Baseball and 17th with head coach Dave Van Horn. Since Van Horn took over, the Hogs have reached the College World Series five times, including three times in the last seven years.



Last year, Arkansas set a then-school record with seven players selected to All-SEC teams. This year, Arkansas broke that record again as they had nine players selected to either the All-SEC Second Team, SEC All-Freshman Team and the SEC All-Defense Team. The 11 selections combined was more than any other school in the SEC.



|| RAZORBACK NOTES

ARKANSAS LEADS NATION IN PRESEASON GOLDEN SPIKES WATCH

Sophomores Heston Kjerstad and Casey Martin, as well as junior reliever Matt Cronin were named among 55 players on the 2019 USA Baseball Golden Spikes Award watch list this week, an award presented to the top amateur player in the country. Arkansas led all schools on the preseason watch list with three selections, while Auburn, Baylor, Elon, Florida, Florida State, NC State, Oregon State, Stanford and UCLA each boast a pair of athletes represented as well.

PRESEASON ALL-SEC FIRST TEAM LITTERED WITH HOGS

Arkansas' quartet of Casey Martin, Heston Kjerstad, Matt Cronin and Dominic Fletcher were all selected by the league coaches to the Preseason All-SEC First Team. The four first team selections are the most of any team in the league and it ties with Ole Miss and Georgia for the most selections combined on either Preseason All-SEC team. Fletcher and Kjerstad make up two of the three outfield positions, while Martin is considered the top shortstop in the league and Cronin is considered the top reliever by the 14 head coaches.

ARKANSAS EARNS TOP 25 PRESEASON RANKINGS IN ALL NATIONAL POLLS

Coming off a national runner-up finish at the 2018 College World Series, Arkansas will begin the 2019 season ranked in the top 25 of all the major national polls. The Hogs highest preseason placement comes in the USA Today/ESPN Coaches' Poll which has them at No. 12 in the nation. Arkansas is also within the top-15 in the Perfect Game poll (No. 13) and the NCBWA poll (No. 15).

BRINGING THE NOISE

For the 14th straight year, Arkansas placed in the top five in the nation in total and average attendance after the 2017 season. With 8,857 fans per game in 36 home games, the Razorbacks continued to draw the fans, finishing third in average attendance. A total of 318,856 fans visited Baum Stadium during the 2018 season, also good for third in the country.

A LOOK AT THE SCHEDULE

Arkansas' 2019 schedule is expected to be another tough slate. The Razorbacks are set to face nine teams that reached the NCAA Tournament in 2018 a total of 22 times (39.2 percent of games). Arkansas will host 20 of its 26 nonconference games including 11-consecutive from Feb. 27-March 13.

MOVE TO SHORT

Sophomore Casey Martin spent all of 2018 at third base and put up record-breaking numbers en route to freshman All-America, SEC All-Tournament and All-SEC nods. But with the Texas Rangers selecting Jax Biggers in last summer's draft, Martin will have the chance to move back to his natural position of shortstop for the 2019 season. Martin led the team with a .345 average last year, including 87 hits, 14 doubles, 13 home runs and 49 RBIs. He's been named the top shortstop in the nation by D1Baseball.com.

DVH INTO ARKANSAS SPORTS HALL OF FAME

Head coach Dave Van Horn became the newest member of the Arkansas Sports Hall of Fame last month, joining fellow Razorbacks Norm DeBriyn Kevin McReynolds, Melvin McGaha, Tom Pagnozzi and Cliff Lee. It's the fourth hall of fame induction for the Hog coach, including the Winnetonka HS, Central Missouri and Ban Johnson Hall of Fames.

KJERSTAD AND MARTIN HOPE TO BUILD ON ALL-AMERICAN FRESHMAN SEASONS

In 2018, Arkansas was able to tout that it had not only one, but two of the top freshmen in the country in Heston Kjerstad and Casey Martin. In their first years, the duo combined to hit .339 with 27 home runs and 107 RBIs. Both players broke or tied the previous Arkansas freshman records for hits, home runs and total bases and both ranked in top-10 in the SEC in each of those categories, including slugging percentage and on-base percentage. Kjerstad is now the Arkansas freshman record holder for home runs (14) and total bases (145), while him and Martin together hold the freshman record for hits (87). The home run record was previously set in 2009, while the hits record stood since 2011. The total bases record was last set by Danny Hamblin, who had 122 total bases in 2004.

YOUR REIGNING SEC FRESHMAN OF THE YEAR...

For the second time in four seasons, Arkansas had a player take home one of the SEC's major end-of-year awards as Heston Kjerstad was named the SEC Freshman of the Year, becoming the first player in program history to earn the honor. He's also the third Razorback to win a major conference award, joining Andrew Benintendi (Player of the Year, 2015) and Nick Schmidt (Pitcher of the Year, 2006). In addition to being named the league's top freshman, Kjerstad was also named to the All-SEC Second Team and SEC All-Freshman team. Kjerstad went on to be named a freshman All-American by Collegiate Baseball, the NCBWA and D1 Baseball after hitting .332 with a team-leading 14 home runs and 58 RBIs.

RAZORBACKS TIE SCHOOL RECORD WITH 11 MLB DRAFT PICKS IN 2018

For the 44th-consecutive year, Arkansas had at least one player selected in the MLB Draft. Arkansas tied its school record with 11 draftees in the 2018 MLB Draft, five who went in the first 10 rounds. Right-hander Blaine Knight led all Razorbacks after being selected in the third round by the Baltimore Orioles, becoming the 14th Razorback taken in the draft's first three rounds since 2010 and the fifth pitcher since 2013. Eric Cole (4th round, Kansas City), Grant Koch (5th round, Pittsburgh), Jax Biggers (8th round, Texas), Carson Shaddy (10th round, Washington), Kacey Murphy (11th round, Detroit), Evan Lee (15th round, Washington), Barrett Loseke (17th round, NY Yankees), Jake Reindl (17th round, Chicago Cubs), Isaiah Campbell (24th round, LA Angels) and Zack Plunkett (37th round, Arizona) all followed, giving Arkansas its first draft with 10 or more draft picks since 2013.

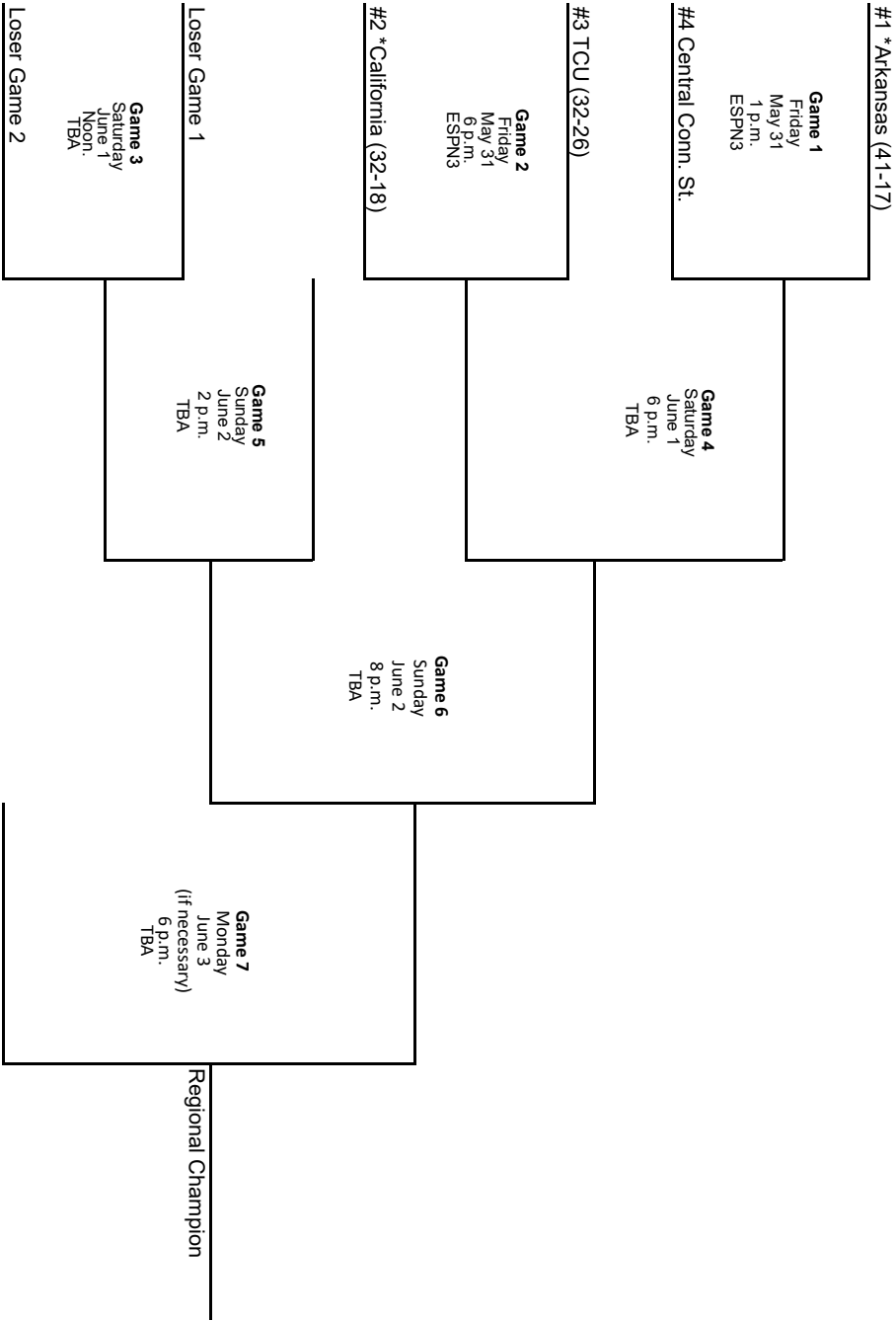
FLETCHER AND CRONIN COMPETE WITH TEAM USA

After Arkansas' run to the College World Series finals, outfielder Dominic Fletcher and pitcher Matt Cronin spent the summer playing for the USA Baseball Collegiate National Team, becoming the 15th and 16th Razorbacks to don the Red, White and Blue. Both players were able to make tours throughout the east coast as well as a five-game series in Havana, Cuba as part of the 7th Annual USA vs. Cuba International Friendship Series. Fletcher appeared in 10 games, tallying six hits and two RBIs, while Cronin made four appearances, notching one win and one save.



2019 NCAA DIVISION I BASEBALL CHAMPIONSHIP

Fayetteville Regional - Arkansas Host
May 31 - June 3, 2019
All times are local



© 2019 National Collegiate Athletic Association. No commercial use without the NCAA's written permission.
The NCAA opposes all forms of sports wagering.

* Home Team



2019 NCAA Division I Baseball

Regionals
May 31 - June 3
Campus or Neutral Sites
Double Elimination
First-round Pairings
Best-of-Three Games

Super Regionals
June 7-9 or June 8-10
Campus or Neutral Sites
Best-of-Three Games

Men's College World Series (CWS)
June 15-25/26
Omaha, Nebraska
Double Elimination
First-round Pairings
Best-of-Three Games
Best-of-Three CWS Finals

Men's College World Series (CWS)
June 15-25/26
Omaha, Nebraska
Double Elimination
First-round Pairings
Best-of-Three Games
Best-of-Three CWS Finals

Regionals
May 31 - June 3
Campus or Neutral Sites
Double Elimination
First-round Pairings
Best-of-Three Games

Super Regionals
June 7-9 or June 8-10
Campus or Neutral Sites
Best-of-Three Games

Men's College World Series (CWS)
June 15-25/26
Omaha, Nebraska
Double Elimination
First-round Pairings
Best-of-Three Games
Best-of-Three CWS Finals

| | | |
|-----------------------|-----|------------------------|
| #1 *UCLA (47 - 8) | vs. | #4 Omaha (31 - 22 - 1) |
| #3 LMU (CA) (32 - 23) | vs. | #2 Baylor (24 - 17) |

Regional Champion

Super Regional Champion

| | | |
|------------------------------|-----|-------------------------|
| #1 *Oregon St. (36 - 18 - 1) | vs. | #4 Cincinnati (30 - 29) |
| #3 Michigan (41 - 18) | vs. | #2 Creighton (38 - 11) |

Regional Champion

Super Regional Champion

| | | |
|----------------------------|-----|----------------------|
| #1 *Oklahoma St. (36 - 18) | vs. | #4 Harvard (27 - 14) |
| #3 Nebraska (31 - 22) | vs. | #2 UConn (36 - 23) |

Regional Champion

Super Regional Champion

| | | |
|--------------------------|-----|------------------------------|
| #1 *Texas Tech (39 - 17) | vs. | #4 Army West Point (35 - 24) |
| #3 Florida (33 - 24) | vs. | #2 DBU (41 - 18) |

Regional Champion

Super Regional Champion

| | | |
|------------------------|-----|--------------------------------|
| #1 *Arkansas (41 - 17) | vs. | #4 Central Conn. St. (30 - 21) |
| #3 TCU (32 - 26) | vs. | #2 California (32 - 18) |

Regional Champion

Super Regional Champion

| | | |
|------------------------|-----|-------------------------------|
| #1 *Ole Miss (37 - 25) | vs. | #4 Jacksonville St. (37 - 21) |
| #3 Clemson (34 - 24) | vs. | #2 Illinois (36 - 19) |

Regional Champion

Super Regional Champion

| | | |
|-----------------------------|-----|--------------------------|
| #1 *LSU (37 - 24) | vs. | #4 Stony Brook (31 - 21) |
| #3 Southern Miss. (38 - 19) | vs. | #2 Arizona St. (37 - 17) |

Regional Champion

Super Regional Champion

| | | |
|--------------------------|-----|----------------------------|
| #1 *Georgia (44 - 15) | vs. | #4 Mercer (35 - 27) |
| #3 Florida St. (36 - 21) | vs. | #2 Fla. Atlantic (40 - 19) |

Regional Champion

Super Regional Champion



National Top Sixteen Seeds

1. UCLA (47-8)
2. Vanderbilt (49-10)
3. Georgia Tech (41-17)
4. Georgia (44-15)
5. Arkansas (41-17)
6. Mississippi St. (46-13)
7. Louisville (43-15)
8. Texas Tech (39-17)
9. Oklahoma St. (36-18)
10. East Carolina (43-15)
11. Stanford (41-11)
12. Ole Miss (37-25)
13. LSU (37-24)
14. North Carolina (42-17)
15. West Virginia (37-20)
16. Oregon St. (36-18-1)

| | | |
|--------------------------|-----|--------------------------|
| #1 *Vanderbilt (49 - 10) | vs. | #4 Ohio St. (35 - 25) |
| #3 McNeese (35 - 24) | vs. | #2 Indiana St. (41 - 16) |

Regional Champion

Super Regional Champion

| | | |
|-----------------------------|-----|----------------------------|
| #1 *West Virginia (37 - 20) | vs. | #4 Fordham (38 - 22) |
| #3 Duke (31 - 25) | vs. | #2 Texas A&M (37 - 21 - 1) |

Regional Champion

Super Regional Champion

| | | |
|-----------------------------|-----|------------------------|
| #1 *East Carolina (43 - 15) | vs. | #4 Quinipiac (23 - 27) |
| #3 Campbell (35 - 19) | vs. | #2 NC State (42 - 17) |

Regional Champion

Super Regional Champion

| | | |
|---------------------------|-----|----------------------|
| #1 *Louisville (43 - 15) | vs. | #4 UNC (32 - 25) |
| #3 Illinois St. (34 - 24) | vs. | #2 Indiana (36 - 21) |

Regional Champion

Super Regional Champion

| | | |
|-------------------------------|-----|--------------------------|
| #1 *Mississippi St. (46 - 13) | vs. | #4 Southern U. (32 - 22) |
| #3 Central Mich. (46 - 12) | vs. | #2 Miami (FL) (39 - 18) |

Regional Champion

Super Regional Champion

| | | |
|-----------------------------|-----|------------------------------|
| #1 *Stanford (41 - 11) | vs. | #4 Sacramento St. (39 - 23) |
| #3 Fresno St. (38 - 14 - 1) | vs. | #2 UC Santa Barbara (45 - 9) |

Regional Champion

Super Regional Champion

| | | |
|------------------------------|-----|------------------------|
| #1 *North Carolina (42 - 17) | vs. | #4 UNCW (32 - 25) |
| #3 Liberty (42 - 19) | vs. | #2 Tennessee (38 - 19) |

Regional Champion

Super Regional Champion

| | | |
|--------------------------------|-----|--------------------------|
| #1 *Georgia Tech (41 - 17) | vs. | #4 Florida A&M (27 - 32) |
| #3 Coastal Caro. (35 - 24 - 1) | vs. | #2 Auburn (33 - 25) |

Regional Champion



© 2019 National Collegiate Athletic Association. No commercial use without the NCAA's written permission. The NCAA opposes all forms of sports wagering.

* Host Institution

NCAA Tournament (83-66, .557)

| | |
|------------------------|--------------|
| Regional Record: | 57-41 (.582) |
| Super Regional Record: | 11-7 (.611) |
| CWS Record: | 15-18 (.455) |

2018 College World Series (4-2)

| | |
|----------------------------------|--------|
| TD Ameritrade Park • Omaha, Neb. | |
| Texas | W 11-5 |
| Texas Tech | W 7-4 |
| Florida | W 5-2 |
| Oregon State | W 4-1 |
| Oregon State | L 5-3 |
| Oregon State | L 5-0 |

2018 Fayetteville Super Regional (2-1)

| | |
|-----------------------------------|--------|
| Baum Stadium • Fayetteville, Ark. | |
| South Carolina | W 9-3 |
| South Carolina | L 8-5 |
| South Carolina | W 14-4 |

2018 Fayetteville Regional (3-0)

| | |
|-----------------------------------|--------|
| Baum Stadium • Fayetteville, Ark. | |
| Oral Roberts | W 10-2 |
| Southern Miss | W 10-2 |
| Dallas Baptist | W 4-3 |

2017 Fayetteville Regional (3-2)

| | |
|-----------------------------------|---------|
| Baum Stadium • Fayetteville, Ark. | |
| Oral Roberts | W 3-0 |
| Missouri State | L 5-4 |
| Oral Roberts | W 4-3 |
| Missouri State | W 11-10 |
| Missouri State | L 3-2 |

2015 Stillwater Regional (3-0)

| | |
|---|-------|
| Allie P. Reynolds Stadium • Stillwater, Okla. | |
| Oral Roberts | W 8-6 |
| Oklahoma State | W 7-5 |
| St. John's | W 4-3 |

2015 Fayetteville Super Regional (2-1)

| | |
|-----------------------------------|--------|
| Baum Stadium • Fayetteville, Ark. | |
| Missouri State | W 18-4 |
| Missouri State | L 3-1 |
| Missouri State | W 3-2 |

2015 College World Series (0-2)

| | |
|----------------------------------|-------|
| TD Ameritrade Park • Omaha, Neb. | |
| Virginia | L 5-3 |
| Miami (Fla.) | L 4-3 |

2014 Charlottesville Regional (2-2)

| | |
|--|--------|
| Davenport Field • Charlottesville, Va. | |
| Liberty | W 3-2 |
| Virginia | L 3-0 |
| Bucknell | W 10-0 |
| Virginia | L 9-2 |

2013 Manhattan Regional (2-2)

| | |
|-----------------------------------|--------|
| Tointon Stadium • Manhattan, Kan. | |
| Bryant | L 4-1 |
| Wichita State | W 3-1 |
| Bryant | W 12-3 |
| Kansas State | L 4-3 |

2012 Houston Regional (3-0)

| | |
|--------------------------------|-------|
| Reckling Park • Houston, Texas | |
| Sam Houston State | W 5-4 |
| Rice | W 1-0 |
| Sam Houston State | W 5-1 |

2012 Waco Super Regional (2-1)

| | |
|-------------------------------|------------|
| Baylor Ballpark • Waco, Texas | |
| Baylor | L 8-1 |
| Baylor | W 5-4 |
| Baylor | W 1-0 (10) |

2012 College World Series (2-2)

| | |
|------------------------------------|-------|
| T.D. Ameritrade Park • Omaha, Neb. | |
| Kent State | W 8-1 |
| South Carolina | W 2-1 |
| South Carolina | L 2-0 |
| South Carolina | L 3-2 |

2011 Tempe Regional (2-2)

| | |
|--------------------------------|--------|
| Packard Stadium • Tempe, Ariz. | |
| Charlotte | L 3-2 |
| New Mexico | W 3-0 |
| Charlotte | W 11-3 |
| Arizona State | L 13-4 |

2010 Fayetteville Regional (3-1)

| | |
|-----------------------------------|--------|
| Baum Stadium • Fayetteville, Ark. | |
| Grambling State | W 19-7 |
| Washington State | W 6-4 |
| Washington State | L 10-7 |
| Washington State | W 7-2 |

2010 Tempe Super Regional (0-2)

| | |
|--------------------------------|------------|
| Packard Stadium • Tempe, Ariz. | |
| Arizona State | L 7-6 (12) |
| Arizona State | L 7-5 (12) |

2009 Norman Regional (3-0)

| | |
|-------------------------------|--------|
| Mitchell Park • Norman, Okla. | |
| Washington State | W 10-3 |
| Oklahoma | W 17-6 |
| Oklahoma | W 11-0 |

2009 Tallahassee Super Regional (2-0)

| | |
|------------------------------------|-------|
| Howser Stadium • Tallahassee, Fla. | |
| Florida State | W 7-2 |
| Florida State | W 9-8 |

2009 College World Series (2-2)

| | |
|----------------------------------|------------|
| Rosenblatt Stadium • Omaha, Neb. | |
| Cal State Fullerton | W 10-6 |
| LSU | L 9-1 |
| Virginia | W 4-3 (12) |
| LSU | L 14-5 |

2008 Stanford Regional (0-2)

| | |
|---------------------------------|-------|
| Klein Field • Palo Alto, Calif. | |
| Pepperdine | L 4-3 |
| Stanford | L 5-1 |

2007 Fayetteville Regional (2-2)

| | |
|-----------------------------------|--------|
| Baum Stadium • Fayetteville, Ark. | |
| Albany | W 9-0 |
| Oklahoma State | L 14-3 |
| Creighton | W 6-0 |
| Oklahoma State | L 7-6 |

2006 Fayetteville Regional (1-2)

| | |
|-----------------------------------|------------|
| Baum Stadium • Fayetteville, Ark. | |
| Oral Roberts | L 4-3 (11) |
| Princeton | W 6-2 |
| Oklahoma State | L 6-5 |

2005 Austin Regional (2-2)

| | |
|----------------------------------|--------|
| Disch-Falk Field • Austin, Texas | |
| Miami (Ohio) | W 9-5 |
| Texas | W 9-2 |
| Texas | L 19-8 |
| Texas | L 5-2 |

2004 Fayetteville Regional (4-1)

| | |
|-----------------------------------|--------|
| Baum Stadium • Fayetteville, Ark. | |
| Le Moyne | W 4-1 |
| Wichita State | L 4-3 |
| Missouri | W 10-7 |
| Wichita State | W 11-9 |
| Wichita State | W 4-3 |

2004 Fayetteville Super Regional (2-0)

| | |
|-----------------------------------|-------|
| Baum Stadium • Fayetteville, Ark. | |
| Florida State | W 7-5 |
| Florida State | W 4-2 |

2004 College World Series (0-2)

| | |
|----------------------------------|--------|
| Rosenblatt Stadium • Omaha, Neb. | |
| Texas | L 13-2 |
| Arizona | L 7-2 |

2003 Austin Regional (1-2)

| | |
|----------------------------------|--------|
| Disch-Falk Field • Austin, Texas | |
| Lamar | L 3-2 |
| Bucknell | W 10-7 |
| Lamar | L 7-6 |

2002 Wichita Regional (3-0)

| | |
|-----------------------------|--------|
| Eck Stadium • Wichita, Kan. | |
| Oklahoma | W 8-5 |
| Oral Roberts | W 7-6 |
| Oral Roberts | W 11-6 |

2002 Clemson Super Regional (1-2)

| | |
|-----------------------------------|-------|
| Kingsmore Stadium • Clemson, S.C. | |
| Clemson | W 9-6 |
| Clemson | L 8-7 |
| Clemson | L 7-4 |

1999 Fayetteville Regional (1-2)

| | |
|-----------------------------------|------------|
| Baum Stadium • Fayetteville, Ark. | |
| Delaware | W 10-6 |
| SMS | L 9-8 (10) |
| Clemson | L 12-4 |

1998 Midwest Regional (1-2)

| | |
|-----------------------------|------------|
| Eck Stadium • Wichita, Kan. | |
| Arizona State | L 8-4 |
| Wichita State | W 3-2 (11) |
| Georgia Tech | L 2-0 |

1996 Central II Regional (0-2)

| | |
|--------------------------------|--------|
| Dan Law Field • Lubbock, Texas | |
| Oklahoma State | L 6-5 |
| Southern California | L 15-5 |

1995 Midwest I Regional (0-2)

| | |
|-----------------------------|---------|
| Eck Stadium • Wichita, Kan. | |
| Stanford | L 10-3 |
| Texas Tech | L 14-10 |

1990 Midwest Regional (0-2)

| | |
|-----------------------------|-------|
| Eck Stadium • Wichita, Kan. | |
| Fordham | L 8-5 |
| Wichita State | L 7-6 |

1989 Northeast Regional (4-1)

| | |
|--------------------------------------|-------|
| Municipal Stadium • Waterbury, Conn. | |
| Le Moyne | L 7-5 |
| George Washington | W 8-2 |
| Illinois | W 9-2 |
| Arizona State | W 1-0 |
| Le Moyne | W 6-5 |

1989 College World Series (1-2)

| | |
|----------------------------------|-------|
| Rosenblatt Stadium • Omaha, Neb. | |
| Wichita State | L 3-2 |
| North Carolina | W 7-3 |
| Wichita State | L 8-4 |

1988 Midwest Regional (0-2)

| | |
|---|--------|
| Allie P. Reynolds Stadium • Stillwater, Okla. | |
| Loyola-Marymount | L 8-3 |
| Oklahoma State | L 13-7 |



The Razorbacks secured their third national seed in school history and had home field advantage throughout the 2018 NCAA Regional and Super Regional. That advantage helped them lock up their ninth College World Series appearance in school history, which resulted in the second national runner-up finish in school history.



|| ROAD TO OMAHA HISTORY

1987 NCAA South I Regional (4-0)

| | | |
|--|---|----------|
| Joe W. Davies Stadium • Huntsville, Ala. | | |
| Middle Tenn. State | W | 10-7 |
| West Virginia | W | 7-2 |
| Clemson | W | 6-5 (10) |
| Clemson | W | 4-2 |

1987 College World Series (1-2)

| | | |
|----------------------------------|---|------|
| Rosenblatt Stadium • Omaha, Neb. | | |
| Texas | L | 13-6 |
| Georgia | W | 5-4 |
| LSU | L | 5-2 |

1986 NCAA Midwest Regional (1-2)

| | | |
|---|---|-----|
| Allie P. Reynolds Stadium • Stillwater, Okla. | | |
| Oregon State | W | 4-3 |
| Stanford | L | 2-0 |
| Oregon State | L | 1-0 |

1985 South II Regional (4-0)

| | | |
|--------------------------------------|---|-------|
| Seminole Stadium • Tallahassee, Fla. | | |
| Eastern Kentucky | W | 20-13 |
| George Mason | W | 13-9 |
| Florida State | W | 7-6 |
| Georgia Tech | W | 7-5 |

1985 College World Series (2-2)

| | | |
|----------------------------------|---|------|
| Rosenblatt Stadium • Omaha, Neb. | | |
| South Carolina | W | 1-0 |
| Mississippi State | L | 5-4 |
| Stanford | W | 10-4 |
| Texas | L | 8-7 |

1983 Midwest Regional (0-2)

| | | |
|---|---|-----|
| Allie P. Reynolds Stadium • Stillwater, Okla. | | |
| Oral Roberts | L | 7-6 |
| Wichita State | L | 6-3 |

1980 Midwest Regional (1-2)

| | | |
|-------------------------------------|---|-----|
| J.L. Johnson Stadium • Tulsa, Okla. | | |
| Oral Roberts | W | 3-2 |
| Missouri | L | 6-0 |
| California | L | 7-1 |

1979 East Regional (4-0)


| | | |
|--------------------------------------|---|-------|
| Seminole Stadium • Tallahassee, Fla. | | |
| George Washington | W | 12-11 |
| Florida | W | 9-1 |
| Delaware | W | 8-6 |
| Delaware | W | 4-3 |

1979 College World Series (3-2)

| | | |
|----------------------------------|---|-------|
| Rosenblatt Stadium • Omaha, Neb. | | |
| Pepperdine | W | 5-4 |
| Arizona | W | 10-3 |
| Texas | W | 9-4 |
| Cal State Fullerton | L | 13-10 |
| Cal State Fullerton | L | 2-1 |

1973 NCAA District VI (0-2)

| | | |
|--------------------------------------|---|-----|
| Arlington Stadium • Arlington, Texas | | |
| Trinity | L | 6-0 |
| Texas-Pan American | L | 4-2 |



All-American catcher Ronn Reynolds was a pivotal piece in leading Arkansas to its first College World Series appearance in 1979 and a runner-up finish. Reynolds led the offense by hitting .347 and driving in 42 runs. He was a unanimous All-SWC selection and made the SWC All-Tournament team.

Baseball America

Week 16

| | |
|----------------------|--------------|
| 1. UCLA | 47-8 |
| 2. Vanderbilt | 49-10 |
| 3. Stanford | 41-11 |
| 4. Arkansas | 41-17 |
| 5. Mississippi State | 46-13 |
| 6. Georgia | 44-15 |
| 7. Georgia Tech | 41-17 |
| 8. ECU | 43-15 |
| 9. Texas Tech | 39-17 |
| 10. Oklahoma State | 36-18 |
| 11. Louisville | 43-15 |
| 12. Ole Miss | 32-23 |
| 13. UC Santa Barbara | 45-9 |
| 14. North Carolina | 42-17 |
| 15. LSU | 37-24 |
| 16. Oregon State | 36-18-1 |
| 17. West Virginia | 37-20 |
| 18. NC State | 42-17 |
| 19. Miami (Fla.) | 39-18 |
| 20. Texas A&M | 37-21-1 |
| 21. Fresno State | 38-14-1 |
| 22. Baylor | 34-17 |
| 23. Creighton | 38-11 |
| 24. Indiana | 36-21 |
| 25. Indiana State | 41-16 |

D1Baseball

Week 16

| | |
|----------------------|--------------|
| 1. UCLA | 47-8 |
| 2. Vanderbilt | 49-10 |
| 3. Mississippi State | 46-13 |
| 4. Stanford | 41-11 |
| 5. Arkansas | 41-17 |
| 6. Georgia Tech | 41-17 |
| 7. Georgia | 44-15 |
| 8. Texas Tech | 39-17 |
| 9. Oklahoma State | 36-18 |
| 10. ECU | 43-15 |
| 11. Louisville | 43-15 |
| 12. LSU | 37-24 |
| 13. West Virginia | 37-20 |
| 14. Ole Miss | 37-25 |
| 15. North Carolina | 42-17 |
| 16. Oregon State | 36-18-1 |
| 17. Miami (Fla.) | 39-18 |
| 18. Texas A&M | 37-21-1 |
| 19. UC Santa Barbara | 45-9 |
| 20. NC State | 42-17 |
| 21. Baylor | 34-17 |
| 22. Creighton | 38-11 |
| 23. Indiana State | 41-16 |
| 24. Dallas Baptist | 41-18 |
| 25. California | 32-18 |

Perfect Game

Week 16

| | |
|----------------------|--------------|
| 1. UCLA | 47-8 |
| 2. Vanderbilt | 49-10 |
| 3. Stanford | 41-11 |
| 4. Mississippi State | 46-13 |
| 5. ECU | 43-15 |
| 6. Arkansas | 41-17 |
| 7. Georgia Tech | 41-17 |
| 8. Georgia | 44-15 |
| 9. Oklahoma State | 36-18 |
| 10. Louisville | 43-15 |
| 11. Texas Tech | 39-17 |
| 12. UC Santa Barbara | 45-9 |
| 13. North Carolina | 42-17 |
| 14. Oregon State | 36-18-1 |
| 15. NC State | 42-17 |
| 16. Miami (Fla.) | 39-18 |
| 17. Texas A&M | 37-21-1 |
| 18. West Virginia | 37-20 |
| 19. LSU | 37-24 |
| 20. UC Irvine | 37-17 |
| 21. Ole Miss | 37-25 |
| 22. Creighton | 38-11 |
| 23. Indiana State | 41-16 |
| 24. Baylor | 34-17 |
| 25. Tennessee | 38-19 |

USA Today/ESPN

Week 16

| | |
|----------------------|--------------|
| 1. UCLA | 47-8 |
| 2. Vanderbilt | 49-10 |
| 3. Stanford | 41-11 |
| 4. Mississippi State | 46-13 |
| 5. Arkansas | 41-17 |
| 6. Georgia | 44-15 |
| 7. Georgia Tech | 41-17 |
| 8. Louisville | 43-15 |
| 9. ECU | 43-15 |
| 10. Texas Tech | 39-17 |
| 11. Oklahoma State | 36-18 |
| 12. North Carolina | 42-17 |
| 13. UC Santa Barbara | 45-9 |
| 14. Oregon State | 36-18-1 |
| 15. West Virginia | 37-20 |
| 16. NC State | 42-17 |
| LSU | 37-24 |
| 18. Ole Miss | 37-25 |
| 19. Texas A&M | 37-21-1 |
| 20. Miami (Fla.) | 39-18 |
| 21. Baylor | 34-17 |
| 22. Tennessee | 38-19 |
| 23. Creighton | 38-11 |
| 24. Indiana | 36-21 |
| 25. Dallas Baptist | 41-18 |

Collegiate Baseball

Week 16

| | |
|----------------------|--------------|
| 1. UCLA | 47-8 |
| 2. Vanderbilt | 49-10 |
| 3. Stanford | 41-11 |
| 4. Arkansas | 41-17 |
| 5. Mississippi State | 46-13 |
| 6. Georgia | 44-15 |
| 7. Louisville | 43-15 |
| 8. UC Santa Barbara | 45-9 |
| 9. Oklahoma State | 36-18 |
| 10. ECU | 43-15 |
| 11. Georgia Tech | 41-17 |
| 12. Oregon State | 36-18-1 |
| 13. Texas Tech | 39-17 |
| 14. North Carolina | 42-17 |
| 15. NC State | 42-17 |
| 16. Central Michigan | 46-12 |
| 17. Baylor | 34-17 |
| 18. Miami (Fla.) | 39-18 |
| 19. LSU | 37-24 |
| 20. Florida State | 36-21 |
| 21. Arizona State | 37-17 |
| 22. West Virginia | 37-20 |
| 23. Fresno State | 38-14-1 |
| 24. Indiana | 36-21 |
| 25. Texas A&M | 37-21-1 |
| 26. California | 32-18 |
| 27. Creighton | 38-11 |
| 28. Southern Miss | 38-19 |
| 29. Ole Miss | 37-25 |
| 30. Indiana State | 41-16 |

NCBWA

Week 16

| | |
|----------------------|--------------|
| 1. UCLA | 47-8 |
| 2. Vanderbilt | 49-10 |
| 3. Stanford | 41-11 |
| 4. Georgia | 44-15 |
| 5. Mississippi State | 46-13 |
| 6. Texas Tech | 39-17 |
| 7. Georgia Tech | 41-17 |
| 8. Arkansas | 41-17 |
| 9. Oklahoma State | 36-18 |
| 10. Louisville | 43-15 |
| 11. ECU | 43-15 |
| 12. Oregon State | 36-18-1 |
| 13. North Carolina | 42-17 |
| 14. UC Santa Barbara | 45-9 |
| 15. West Virginia | 37-20 |
| 16. LSU | 37-24 |
| 17. Ole Miss | 37-25 |
| 18. Texas A&M | 37-21-1 |
| 19. NC State | 42-17 |
| 20. Miami (Fla.) | 39-18 |
| 21. Baylor | 34-17 |
| 22. Creighton | 38-11 |
| 23. Fresno State | 38-14-1 |
| 24. California | 32-18 |
| 25. Tennessee | 38-19 |
| 26. Dallas Baptist | 41-18 |
| 27. Arizona State | 37-17 |
| 28. Indiana State | 41-16 |
| 29. Southern Miss | 38-19 |
| 30. Indiana | 36-21 |

Arkansas Week-By-Week in the Polls

| | BA | D1 | PG | USA TODAY | CB | NCBWA |
|--------------|----|----|----|-----------|----|-------|
| Preseason | 18 | 16 | 13 | 12 | 25 | 15 |
| Week 2 | 17 | 16 | 13 | -- | 23 | 13 |
| Week 3 | 17 | 16 | 13 | -- | 22 | 13 |
| Week 4 | 16 | 15 | 12 | 10 | 16 | 14 |
| Week 5 | 16 | 14 | 11 | 10 | 17 | 13 |
| Week 6 | 15 | 11 | 10 | 9 | 10 | 8 |
| Week 7 | 10 | 8 | 8 | 8 | 9 | 8 |
| Week 8 | 12 | 14 | 17 | 9 | 8 | 10 |
| Week 9 | 8 | 12 | 11 | 10 | 7 | 9 |
| Week 10 | 10 | 12 | 12 | 10 | 9 | 8 |
| Week 11 | 6 | 8 | 6 | 7 | 8 | 7 |
| Week 12 | 5 | 5 | 5 | 6 | 6 | 6 |
| Week 13 | 4 | 4 | 4 | 4 | 5 | 5 |
| Week 14 | 4 | 4 | 4 | 4 | 4 | 5 |
| Week 15 | 4 | 5 | 6 | 5 | 5 | 6 |
| Week 16 | 4 | 5 | 6 | 5 | 4 | 8 |
| Final | -- | -- | -- | -- | -- | -- |

BA - Baseball America

ESPN - USA Today/ESPN

CB - Collegiate Baseball

NCBWA - National Collegiate Baseball Writers Association

PG - Perfect Game

D1 - D1Baseball.com

A || HEAD COACH DAVE VAN HORN



PERSONAL

Born: Sept. 17, 1960
 Hometown: Kansas City, Mo.
 Alma Mater: Arkansas (1988)
 Masters of Science: East Texas State Univ. (1992)
 Wife: Karen
 Children: Hollan, Mariel
 Named Head Coach at Arkansas: June 21, 2002

PLAYING HISTORY

1982-1984 Atlanta Braves Organization
 1982 MLB Draft: 10th Rd (Braves)
 1982 Arkansas
 1980-1981 McLennan (Texas) CC

COACHING HONORS

2004 SEC Coach of the Year
 2001 Baseball America National Coach of the Year
 2001 BIG 12 Coach of the Year
 2001 ABCA Midwest Region Coach of the Year
 2000 ABCA Midwest Region Coach of the Year
 1997 Southland Coach of the Year
 1995 Southland Coach of the Year
 1994 NCAA Division II Coach of the Year
 1994 ABCA Central Region Coach of the Year

HALL OF FAME

2019 Inducted into Arkansas Sports Hall of Fame
 2013 Inducted into Winnetonka HS HOF
 2012 Inducted into Ban Johnson League HOF
 2001 Inducted into Central Missouri State HOF

After 16 years as head coach of the Razorback Baseball program, Dave Van Horn has continued to elevate Arkansas into one of the nation's premier teams year in and year out. Over his 16 seasons as head Hog, Van Horn has led Arkansas to five College World Series appearances, 15 NCAA Tournament berths, one Southeastern Conference overall title, four SEC Western Division championships and a total of 643 wins, averaging more than 40 wins a season.

Ever since returning to his alma mater in 2003 to take over for retiring SEC legend Norm DeBriyn, Van Horn has continued to successfully field nationally competitive teams, while also grooming numerous All-Americans, all-conference and future Major League players.

Under his guidance, 24 Razorbacks have been named All-Americans, 42 as All-SEC players, and 101 have been picked in the MLB Draft. Those draft picks are the third-most among all active head coaches in the SEC.

Van Horn is the second-winningest coach in Arkansas history with 643 wins entering the 2019 season. In 2018, with a win at San Diego State, Van Horn became only the second active head coach in the SEC with 600 or more wins at their current school.

Including his years at Nebraska, Northwestern State and Central Missouri State, Van Horn has racked up 1,014 wins at four-year institutions, which is 15th-most among all active coaches. He is also one of 10 active coaches with 1,000 or more wins at four-year schools.

| DVH AGAINST 2019 OPPONENTS | | | | |
|----------------------------|-------|-------|-------|---------|
| | W/L | Home | Away | Neutral |
| Alabama | 32-24 | 17-7 | 13-14 | 2-3 |
| Auburn | 30-21 | 15-9 | 15-12 | 1-0 |
| Charlotte | 2-2 | 1-0 | 0-1 | 1-1 |
| Eastern Illinois | 16-1 | 16-1 | -- | -- |
| Georgia | 21-16 | 12-6 | 9-8 | 0-2 |
| Grambling State | 7-0 | 5-0 | -- | 2-0 |
| Kentucky | 24-12 | 13-5 | 11-7 | -- |
| Louisiana Tech | 17-4 | 8-2 | 5-3 | 4-0 |
| LSU | 20-40 | 11-6 | 8-16 | 1-8 |
| Memphis | 9-1 | 2-0 | 5-0 | 2-1 |
| Mississippi State | 28-27 | 16-11 | 10-14 | 2-2 |
| Missouri | 12-3 | 7-2 | 5-1 | -- |
| Missouri State | 19-9 | 11-7 | 8-2 | -- |
| Northwestern State | 5-2 | 5-2 | -- | -- |
| Ole Miss | 24-37 | 10-17 | 9-15 | 5-5 |
| Oral Roberts | 16-6 | 10-3 | 5-3 | 1-0 |
| Southern Cal | 4-2 | 2-1 | 2-1 | -- |
| Tennessee | 24-13 | 11-5 | 10-7 | 2-1 |
| Texas | 6-4 | 2-0 | 2-3 | 2-1 |
| Texas A&M | 15-11 | 8-4 | 6-7 | 1-0 |
| Vanderbilt | 19-22 | 12-8 | 7-10 | 0-4 |
| Western Illinois | 9-1 | 9-1 | -- | -- |

VAN HORN'S CAREER NUMBERS

| Year | School | Record | Pct. | Conf. | Place | Tourn. | NCAA |
|----------------------|------------------------|------------------|-------------|----------------|---------------|---------------------|---------------------|
| 1989 | Texarkana CC | 39-18 | .684 | NA | NA | NA | -- |
| 1990 | Texarkana CC | 44-14 | .759 | NA | NA | NA | -- |
| 1991 | Texarkana CC | 45-12 | .789 | NA | NA | NA | -- |
| 1992 | Texarkana CC | 48-10 | .827 | NA | 1st | NA | -- |
| 1993 | Texarkana CC | 38-18 | .678 | NA | NA | NA | -- |
| | <i>Totals</i> | <i>214-72</i> | <i>.748</i> | -- | -- | -- | -- |
| 1994 | Central Missouri State | 51-11 | .823 | 15-1 | 1st (Div.) | 1st (4-1) | NCAA DII Champs |
| | <i>Totals</i> | <i>51-11</i> | <i>.823</i> | <i>15-1</i> | -- | <i>1 (4-1)</i> | -- |
| 1995 | Northwestern State | 37-15 | .711 | 19-5 | 1st | DNP (0-2) | -- |
| 1996 | Northwestern State | 34-27 | .557 | 14-16 | 2nd (Div.) | 2nd (3-2) | -- |
| 1997 | Northwestern State | 35-23 | .603 | 19-9 | 1st | DNP (0-2) | -- |
| | <i>Totals</i> | <i>106-65</i> | <i>.620</i> | <i>52-30</i> | -- | <i>3 (3-6)</i> | -- |
| 1998 | Nebraska | 24-20 | .545 | 10-13 | 7th | DNQ | DNQ |
| 1999 | Nebraska | 42-18 | .700 | 16-9 | 5th | 1st (4-0) | NCAA (1-2) |
| 2000 | Nebraska | 51-17 | .750 | 21-9 | 2nd | 1st (5-1) | NCAA (4-2) |
| 2001 | Nebraska | 50-16 | .758 | 20-8 | 1st | 1st (4-0) | CWS (5-2) |
| 2002 | Nebraska | 47-21 | .691 | 16-11 | 2nd | 2nd (3-1) | CWS (5-3) |
| | <i>Totals</i> | <i>214-92</i> | <i>.699</i> | <i>67-39</i> | -- | <i>4 (16-2)</i> | <i>4 (15-9)</i> |
| 2003 | Arkansas | 35-22 | .612 | 14-16 | 6th West | T-7th (0-2) | NCAA (1-2) |
| 2004 | Arkansas | 45-24 | .652 | 19-11 | T-1st Overall | 4th (2-2) | CWS (6-3) |
| 2005 | Arkansas | 39-22 | .636 | 13-17 | T-5th West | T-7th (0-2) | NCAA (2-2) |
| 2006 | Arkansas | 39-21 | .650 | 18-12 | 2nd West | T-7th (0-2) | NCAA (1-2) |
| 2007 | Arkansas | 43-21 | .672 | 18-12 | 1st West | 2nd (3-1) | NCAA (2-2) |
| 2008 | Arkansas | 34-24 | .586 | 14-15 | 4th West | DNQ | NCAA (0-2) |
| 2009 | Arkansas | 41-24 | .631 | 14-15 | 4th West | 4th (2-2) | CWS (7-2) |
| 2010 | Arkansas | 43-21 | .672 | 18-12 | 2nd West | T-7th (0-2) | NCAA (3-3) |
| 2011 | Arkansas | 40-22 | .645 | 15-15 | 1st West | T-3rd (2-2) | NCAA (2-2) |
| 2012 | Arkansas | 46-22 | .676 | 16-14 | T-2nd West | T-9th (0-2) | CWS (7-3) |
| 2013 | Arkansas | 39-22 | .639 | 18-11 | 2nd West | T-3rd (2-1) | NCAA (2-2) |
| 2014 | Arkansas | 40-25 | .615 | 16-14 | 4th West | T-3rd (3-2) | NCAA (2-2) |
| 2015 | Arkansas | 40-25 | .615 | 17-12 | 3rd West | T-5th (2-2) | CWS (5-3) |
| 2016 | Arkansas | 26-29 | .473 | 7-23 | 7th West | DNQ | DNQ |
| 2017 | Arkansas | 45-19 | .703 | 18-11 | 2nd West | 2nd (3-2) | NCAA (3-2) |
| 2018 | Arkansas | 48-21 | .696 | 18-12 | T-1st West | T-3rd (2-1) | CWS Runner-Up (9-3) |
| 2019 | Arkansas | 41-17 | .707 | 20-10 | T-1st West | T-5th (1-2) | -- |
| | <i>Totals</i> | <i>684-381</i> | <i>.642</i> | <i>273-232</i> | -- | <i>14 (21-25)</i> | <i>15 (52-35)</i> |
| <i>CAREER TOTALS</i> | | <i>1,269-621</i> | <i>.671</i> | <i>407-302</i> | -- | <i>44-34 (.564)</i> | <i>67-44 (.604)</i> |



| No. | Player | Pos. | B/T | Yr. | Ht. | Wt. | Hometown/Previous School |
|-----|------------------------|--------|-----|------|------|-----|--|
| 3 | Zack Gregory | INF | L/R | Fr | 5-10 | 175 | Keller, Texas / Timber Creek HS |
| 4 | Trevor Ezell | INF | S/R | R-Sr | 5-8 | 200 | Bryant, Ark. / Bryant HS/ Southeast Missouri State |
| 5 | Jacob Nesbit | INF | R/R | R-Fr | 6-0 | 170 | Coppell, Texas / Coppell HS |
| 7 | Jack Kenley | INF | L/R | Jr | 6-0 | 180 | Germantown, Tenn. / Houston HS |
| 8 | Jordan McFarland | INF/OF | R/R | Jr | 6-3 | 210 | Waterloo, Ill. / Waterloo HS |
| 10 | Matt Goodheart | INF/OF | L/R | So | 6-1 | 180 | Magnolia, Ark. / San Jacinto CC |
| 12 | Casey Opitz | C | S/R | So | 5-11 | 175 | Centennial, Colo. / Heritage HS |
| 13 | Connor Noland | RHP | R/R | Fr | 6-2 | 215 | Greenwood, Ark. / Greenwood HS |
| 14 | Caleb Denny | INF | L/R | Fr | 6-2 | 180 | Owasso, Okla. / Owasso HS |
| 15 | Casey Martin | INF | R/R | So | 5-11 | 175 | Lonoke, Ark. / Lonoke HS |
| 16 | Andrew Stanley | C | R/R | Fr | 5-9 | 180 | Searcy, Ark. / Searcy HS/IMG Academy |
| 17 | Trey Harris | OF | R/R | Fr | 5-10 | 165 | Little Rock, Ark. / Little Rock Christian Academy |
| 18 | Heston Kjerstad | OF | L/R | So | 6-3 | 200 | Amarillo, Texas / Randall HS |
| 19 | Coby Boulware | INF | R/R | So | 5-9 | 170 | Anthem, Ariz. / TCU / Boulder Creek HS |
| 20 | Elijah Trest | RHP | L/R | Fr | 6-3 | 205 | White Oak, Texas / White Oak HS |
| 21 | Jacob Burton | RHP | R/R | Fr | 6-0 | 195 | Diana, Texas / New Diana HS |
| 22 | Curtis Washington, Jr. | OF/INF | R/R | Fr | 6-2 | 175 | West Memphis, Ark. / Academies of West Memphis HS |
| 24 | Dominic Fletcher | OF | L/L | Jr | 5-9 | 175 | Cypress, Calif. / Cypress HS |
| 25 | Christian Franklin | OF | R/R | Fr | 5-11 | 180 | Overland Park, Kan. / Rockhurst HS |
| 26 | Travis Hester | RHP | R/R | Fr | 6-2 | 195 | College Station, Texas / College Station HS |
| 27 | Dillon Lifrieri | OF/INF | R/R | Fr | 6-0 | 190 | Wilton, CT. / Wilton HS |
| 28 | Kole Ramage | RHP | R/R | So | 6-1 | 195 | Southlake, Texas / Southlake Carroll HS |
| 29 | Marshall Denton | RHP | R/R | R-So | 5-11 | 165 | Beebe, Ark. / Beebe HS |
| 31 | Caleb Bolden | RHP | R/R | So | 6-2 | 185 | Texarkana, Texas / Pleasant Grove HS |
| 32 | Matt Cronin | LHP | L/L | Jr | 6-2 | 210 | Navarre, Fla. / Navarre HS |
| 33 | Patrick Wicklander | LHP | R/L | Fr | 6-1 | 180 | San Jose, Calif. / Valley Christian HS |
| 34 | Steven Sanchez | LHP | L/L | Fr | 6-7 | 250 | Mundelein, Ill. / Mundelein HS |
| 35 | Jacob Kostyshock | RHP | R/R | Jr | 6-4 | 175 | O'Fallon, Mo. / Francis Howell HS |
| 37 | Caden Monke | LHP | L/L | Fr | 6-3 | 160 | Mt. Olive, Ill. / Mt. Olive HS |
| 39 | Evan Taylor | LHP | L/L | Fr | 6-4 | 235 | Florence, Ala. / Florence HS |
| 44 | Collin Taylor | RHP | R/R | R-So | 5-11 | 220 | Florence, Ala. / Florence HS / Walters State CC |
| 45 | Kevin Kopps | RHP | R/R | R-Jr | 6-0 | 200 | Sugar Land, Texas / George Ranch HS |
| 46 | Carter Sells | RHP | R/R | Fr | 6-0 | 190 | Brentwood, Tenn. / Ravenwood HS |
| 48 | Zack Plunkett | C | R/R | R-Sr | 6-2 | 230 | Hurst, Texas / TCU / L.D. Bell HS |
| 49 | Liam Henry | LHP | L/L | Fr | 6-2 | 175 | Kansas City, Mo. / Park Hill HS |
| 54 | Will Barker | RHP | R/R | Fr. | 6-2 | 180 | Sherwood, AR / Pulaski Academy |
| 55 | Isaiah Campbell | RHP | R/R | R-Jr | 6-4 | 235 | Olathe, Kan. / Olathe South HS |
| 57 | Cody Scroggins | RHP | R/R | R-Jr | 6-0 | 185 | Bentonville, Ark. / Bentonville HS |
| 88 | Zebulon Vermillion | RHP | L/R | So | 6-4 | 215 | Prairie Village, Kan. / Shawnee Mission East HS |

Coaches and Support Staff

| | |
|--------------------------------|--|
| Head Coach: | 2 Dave Van Horn, 17th Season (Arkansas, 1988) |
| Assistant Coach: | 30 Nate Thompson, 2nd Season (Dallas-Baptist, 2006) |
| Assistant Coach: | 47 Matt Hobbs, 1st Season (Missouri, 2002) |
| Volunteer Assistant Coach: | 9 Taylor Smart, 1st Season (Tennessee, 2017) |
| Student Assistants: | 11 Harrison Heffley, 2nd Season; 6 Jared Gates, 1st Season |
| Director of Operations: | Clay Goodwin, 12th Season (Arkansas, 2005) |
| Athletic Trainer: | Corey Wood (East Carolina, 2008) |
| Strength & Conditioning | Blaine Kinsley (Lenoir-Rhyne, 2010) |
| Director of Video and Scouting | Zach Barr (Arkansas, 2017) |
| Managers: | Sean O'Neil, Cale Petrie, Hayden Sutton, Chandler Tolbert, Doug Willey, Phil Cebuhar |

Pronunciation Guide

| | |
|------------------|---------------|
| Trevor Ezell | EE-zell |
| Jacob Nesbit | NEZ-bit |
| Casey Opitz | Ohpitts |
| Heston Kjerstad | KERR-stad |
| Dillon Lifrieri | LIF-fury |
| Kole Ramage | RAM-midge |
| Jacob Kostyshock | Cost-EE-shock |
| Caden Monke | Monk |



2019 Arkansas Baseball Overall Statistics for Arkansas (as of May 24, 2019) (All games Sorted by Batting avg)



Record: 41-17 Home: 28-6 Away: 12-9 Neutral: 1-2 SEC: 20-10

| Player | avg | gp-gs | ab | r | h | 2b | 3b | hr | rbi | tb | slg% | bb | hp | so | gdp | ob% | sf | sh | sb-att | po | a | e | fld% |
|-----------------------|------|-------|------|-----|-----|-----|----|----|-----|-----|------|-----|----|-----|-----|------|----|----|--------|------|-----|----|-------|
| 10 Matt Goodheart | .347 | 50-43 | 170 | 28 | 59 | 13 | 2 | 3 | 39 | 85 | .500 | 30 | 1 | 38 | 1 | .448 | 0 | 1 | 5-7 | 6 | 0 | 0 | 1.000 |
| 18 Heston Kjerstad | .329 | 57-57 | 234 | 46 | 77 | 10 | 1 | 14 | 44 | 131 | .560 | 19 | 12 | 56 | 3 | .408 | 0 | 0 | 4-4 | 96 | 2 | 2 | .980 |
| 24 Dominic Fletcher | .316 | 58-58 | 234 | 48 | 74 | 22 | 0 | 10 | 53 | 126 | .538 | 24 | 4 | 49 | 3 | .385 | 3 | 0 | 1-2 | 149 | 0 | 2 | .987 |
| 7 Jack Kenley | .311 | 58-57 | 209 | 50 | 65 | 8 | 4 | 12 | 48 | 117 | .560 | 38 | 8 | 49 | 4 | .430 | 3 | 1 | 8-11 | 65 | 166 | 6 | .975 |
| 4 Trevor Ezell | .307 | 58-58 | 218 | 64 | 67 | 19 | 2 | 8 | 41 | 114 | .523 | 47 | 3 | 51 | 3 | .430 | 4 | 6 | 18-19 | 424 | 36 | 2 | .996 |
| 15 Casey Martin | .298 | 58-58 | 248 | 60 | 74 | 19 | 3 | 15 | 53 | 144 | .581 | 29 | 5 | 66 | 0 | .383 | 0 | 3 | 10-12 | 76 | 128 | 21 | .907 |
| 25 Christian Franklin | .277 | 56-50 | 177 | 36 | 49 | 7 | 1 | 6 | 33 | 76 | .429 | 22 | 2 | 57 | 8 | .361 | 1 | 5 | 8-10 | 81 | 3 | 5 | .944 |
| 5 Jacob Nesbit | .261 | 56-53 | 184 | 32 | 48 | 9 | 0 | 3 | 41 | 66 | .359 | 25 | 2 | 48 | 2 | .342 | 8 | 6 | 6-8 | 21 | 70 | 4 | .958 |
| 12 Casey Opitz | .247 | 50-42 | 150 | 28 | 37 | 3 | 0 | 2 | 25 | 46 | .307 | 34 | 2 | 39 | 8 | .388 | 2 | 1 | 5-5 | 403 | 47 | 4 | .991 |
| ----- | | | | | | | | | | | | | | | | | | | | | | | |
| 22 Curtis Washington | .364 | 28-6 | 33 | 14 | 12 | 3 | 1 | 1 | 3 | 20 | .606 | 7 | 1 | 12 | 0 | .488 | 0 | 1 | 4-5 | 14 | 2 | 2 | .889 |
| 48 Zack Plunkett | .265 | 25-16 | 49 | 12 | 13 | 5 | 0 | 2 | 9 | 24 | .490 | 15 | 4 | 18 | 0 | .457 | 2 | 1 | 0-0 | 121 | 16 | 4 | .972 |
| 17 Trey Harris | .257 | 15-9 | 35 | 5 | 9 | 3 | 0 | 0 | 6 | 12 | .343 | 3 | 2 | 6 | 0 | .341 | 1 | 1 | 0-0 | 1 | 0 | 1 | .500 |
| 8 Jordan McFarland | .238 | 24-15 | 63 | 14 | 15 | 1 | 0 | 2 | 12 | 22 | .349 | 6 | 3 | 22 | 0 | .320 | 3 | 0 | 2-2 | 45 | 3 | 0 | 1.000 |
| Totals | .299 | 58 | 2004 | 437 | 599 | 122 | 14 | 78 | 407 | 983 | .491 | 299 | 49 | 511 | 32 | .398 | 27 | 26 | 71-85 | 1535 | 533 | 63 | .970 |
| Opponents | .227 | 58 | 1904 | 260 | 433 | 73 | 4 | 45 | 243 | 649 | .341 | 219 | 51 | 544 | 24 | .321 | 19 | 23 | 29-54 | 1487 | 482 | 65 | .968 |

LOB - Team (483), Opp (421). DPs turned - Team (29), Opp (36). CI - Team (0), Opp (2). IBB - Team (10), H. Kjerstad 3, C. Opitz 2, C. Martin 2, M. Goodheart 1, D. Fletcher 1, J. Kenley 1, Opp (5). Picked off - J. Kenley 2, M. Goodheart 1, T. Ezell 1, C. Opitz 1, D. Fletcher 1.

(All games Sorted by Earned run avg)

| Player | era | w-l | app | gs | cg | sho | sv | ip | h | r | er | bb | so | 2b | 3b | hr | b/avg | wp | hp | bk | sfa | sha |
|-----------------------|-------|-------|-----|----|----|-----|----|-------|-----|-----|-----|-----|-----|-----|----|----|-------|----|----|----|-----|-----|
| 55 Isaiah Campbell | 2.37 | 10-1 | 15 | 15 | 0 | 0/1 | 0 | 95.0 | 73 | 33 | 25 | 18 | 100 | 12 | 2 | 3 | .211 | 4 | 3 | 0 | 1 | 2 |
| 13 Connor Noland | 3.71 | 2-4 | 17 | 16 | 0 | 0/0 | 0 | 68.0 | 64 | 34 | 28 | 13 | 51 | 6 | 0 | 9 | .246 | 4 | 2 | 0 | 1 | 4 |
| 33 Patrick Wicklander | 4.65 | 5-2 | 20 | 13 | 0 | 0/2 | 0 | 60.0 | 45 | 34 | 31 | 35 | 81 | 11 | 0 | 6 | .210 | 4 | 9 | 0 | 2 | 5 |
| ----- | | | | | | | | | | | | | | | | | | | | | | |
| 32 Matt Cronin | 2.08 | 1-0 | 22 | 0 | 0 | 0/2 | 11 | 26.0 | 15 | 6 | 6 | 14 | 39 | 0 | 1 | 4 | .169 | 1 | 1 | 0 | 1 | 0 |
| 35 Jacob Kostyshock | 3.04 | 1-3 | 19 | 1 | 0 | 0/2 | 1 | 26.2 | 21 | 11 | 9 | 10 | 26 | 5 | 0 | 2 | .208 | 2 | 3 | 0 | 1 | 0 |
| 45 Kevin Kopps | 3.31 | 6-3 | 27 | 0 | 0 | 0/2 | 0 | 35.1 | 30 | 13 | 13 | 12 | 42 | 9 | 0 | 1 | .231 | 3 | 3 | 0 | 1 | 4 |
| 88 Zebulon Vermillion | 3.63 | 4-1 | 20 | 0 | 0 | 0/1 | 1 | 22.1 | 21 | 10 | 9 | 9 | 21 | 6 | 0 | 1 | .250 | 1 | 4 | 0 | 2 | 2 |
| 29 Marshall Denton | 3.95 | 2-0 | 22 | 4 | 0 | 0/0 | 1 | 27.1 | 27 | 14 | 12 | 3 | 30 | 5 | 1 | 3 | .252 | 2 | 2 | 1 | 1 | 2 |
| 44 Collin Taylor | 4.05 | 0-0 | 7 | 0 | 0 | 0/0 | 0 | 6.2 | 4 | 3 | 3 | 6 | 3 | 0 | 0 | 1 | .174 | 3 | 1 | 0 | 1 | 0 |
| 49 Liam Henry | 4.32 | 0-1 | 9 | 0 | 0 | 0/0 | 0 | 8.1 | 6 | 4 | 4 | 8 | 7 | 1 | 0 | 1 | .200 | 3 | 1 | 0 | 1 | 0 |
| 57 Cody Scroggins | 4.46 | 2-0 | 15 | 7 | 0 | 0/2 | 0 | 40.1 | 35 | 23 | 20 | 25 | 49 | 6 | 0 | 3 | .229 | 5 | 6 | 1 | 4 | 1 |
| 21 Jacob Burton | 4.82 | 0-0 | 11 | 0 | 0 | 0/0 | 0 | 9.1 | 10 | 7 | 5 | 6 | 7 | 4 | 0 | 2 | .278 | 1 | 2 | 0 | 0 | 0 |
| 28 Kole Ramage | 4.87 | 7-1 | 23 | 2 | 0 | 0/1 | 0 | 57.1 | 58 | 38 | 31 | 23 | 53 | 7 | 0 | 8 | .259 | 6 | 4 | 0 | 2 | 2 |
| 39 Evan Taylor | 6.43 | 0-0 | 8 | 0 | 0 | 0/1 | 0 | 7.0 | 3 | 5 | 5 | 9 | 13 | 0 | 0 | 0 | .136 | 3 | 1 | 0 | 0 | 1 |
| 20 Elijah Trest | 7.41 | 1-1 | 14 | 0 | 0 | 0/1 | 0 | 17.0 | 17 | 15 | 14 | 16 | 16 | 0 | 0 | 1 | .262 | 1 | 6 | 1 | 1 | 0 |
| 37 Caden Monke | 18.00 | 0-0 | 6 | 0 | 0 | 0/0 | 0 | 3.0 | 3 | 6 | 6 | 5 | 5 | 1 | 0 | 0 | .231 | 1 | 3 | 0 | 0 | 0 |
| 46 Carter Sells | 18.00 | 0-0 | 3 | 0 | 0 | 0/0 | 0 | 2.0 | 1 | 4 | 4 | 7 | 1 | 0 | 0 | 0 | .143 | 0 | 0 | 0 | 0 | 0 |
| Totals | 3.96 | 41-17 | 58 | 58 | 0 | 4/4 | 14 | 511.2 | 433 | 260 | 225 | 219 | 544 | 73 | 4 | 45 | .227 | 44 | 51 | 3 | 19 | 23 |
| Opponents | 7.21 | 17-41 | 58 | 58 | 1 | 1/1 | 11 | 495.2 | 599 | 437 | 397 | 299 | 511 | 122 | 14 | 78 | .299 | 59 | 49 | 11 | 27 | 26 |

PB - Team (3), C. Opitz 2, Z. Plunkett 1, Opp (7). Pickoffs - Team (5), C. Opitz 4, I. Campbell 1, Opp (6). SBA/ATT - C. Opitz (23-42), Z. Plunkett (6-11), I. Campbell (3-10), P. Wicklander (3-7), C. Noland (2-6), M. Cronin (4-5), E. Trest (2-5), K. Ramage (4-5), C. Scroggins (3-5), Z. Vermillion (3-3), M. Denton (3-3), J. Kostyshock (2-2), K. Kopps (0-2), J. Burton (0-1).



2019 Arkansas Baseball
Conference statistics for Arkansas (as of May 18, 2019)
(SEC games only Sorted by Batting avg)



Record: 20-10 Home: 12-3 Away: 8-7 SEC: 20-10

| Player | avg | gp-gs | ab | r | h | 2b | 3b | hr | rbi | tb | slg% | bb | hp | so | gdp | ob% | sf | sh | sb-att | po | a | e | fld% |
|-----------------------|------|-------|------|-----|-----|----|----|----|-----|-----|------|-----|----|-----|-----|------|----|----|--------|-----|-----|----|-------|
| 10 Matt Goodheart | .369 | 27-26 | 103 | 14 | 38 | 11 | 2 | 1 | 20 | 56 | .544 | 17 | 1 | 21 | 1 | .463 | 0 | 0 | 2-3 | 2 | 0 | 0 | 1.000 |
| 18 Heston Kjerstad | .319 | 29-29 | 116 | 20 | 37 | 4 | 0 | 6 | 20 | 59 | .509 | 8 | 8 | 34 | 3 | .402 | 0 | 0 | 2-2 | 53 | 0 | 1 | .981 |
| 24 Dominic Fletcher | .305 | 30-30 | 128 | 20 | 39 | 10 | 0 | 5 | 27 | 64 | .500 | 6 | 2 | 30 | 3 | .346 | 0 | 0 | 0-0 | 87 | 0 | 1 | .989 |
| 15 Casey Martin | .295 | 30-30 | 129 | 28 | 38 | 5 | 2 | 9 | 22 | 74 | .574 | 14 | 1 | 41 | 0 | .368 | 0 | 0 | 5-5 | 37 | 62 | 12 | .892 |
| 7 Jack Kenley | .291 | 30-30 | 110 | 21 | 32 | 6 | 0 | 6 | 16 | 56 | .509 | 18 | 3 | 31 | 4 | .402 | 1 | 1 | 3-5 | 31 | 91 | 4 | .968 |
| 12 Casey Opitz | .265 | 30-29 | 102 | 15 | 27 | 1 | 0 | 2 | 15 | 34 | .333 | 17 | 1 | 28 | 5 | .375 | 0 | 1 | 0-0 | 243 | 34 | 3 | .989 |
| 25 Christian Franklin | .262 | 30-30 | 107 | 20 | 28 | 4 | 0 | 3 | 12 | 41 | .383 | 9 | 1 | 39 | 1 | .322 | 1 | 4 | 2-3 | 55 | 2 | 3 | .950 |
| 4 Trevor Ezell | .256 | 30-30 | 117 | 28 | 30 | 14 | 0 | 5 | 24 | 59 | .504 | 22 | 1 | 32 | 2 | .373 | 2 | 2 | 6-7 | 245 | 16 | 0 | 1.000 |
| 5 Jacob Nesbit | .217 | 30-30 | 106 | 15 | 23 | 5 | 0 | 3 | 23 | 37 | .349 | 14 | 0 | 29 | 1 | .298 | 4 | 1 | 3-4 | 10 | 38 | 3 | .941 |
| ----- | | | | | | | | | | | | | | | | | | | | | | | |
| 8 Jordan McFarland | .400 | 7-3 | 15 | 7 | 6 | 1 | 0 | 1 | 2 | 10 | .667 | 1 | 2 | 6 | 0 | .500 | 0 | 0 | 0-0 | 7 | 1 | 0 | 1.000 |
| 48 Zack Plunkett | .286 | 7-1 | 7 | 3 | 2 | 1 | 0 | 0 | 0 | 3 | .429 | 2 | 1 | 3 | 0 | .500 | 0 | 0 | 0-0 | 9 | 4 | 0 | 1.000 |
| 17 Trey Harris | .167 | 2-2 | 6 | 0 | 1 | 1 | 0 | 0 | 0 | 2 | .333 | 0 | 0 | 1 | 0 | .167 | 0 | 0 | 0-0 | 0 | 0 | 0 | .000 |
| 22 Curtis Washington | .000 | 11-0 | 2 | 2 | 0 | 0 | 0 | 0 | 0 | 0 | .000 | 1 | 0 | 2 | 0 | .333 | 0 | 0 | 1-1 | 1 | 1 | 0 | 1.000 |
| Totals | .287 | 30 | 1048 | 193 | 301 | 63 | 4 | 41 | 181 | 495 | .472 | 129 | 21 | 297 | 20 | .374 | 8 | 9 | 24-30 | 798 | 281 | 30 | .973 |
| Opponents | .233 | 30 | 994 | 136 | 232 | 41 | 3 | 27 | 129 | 360 | .362 | 112 | 19 | 261 | 9 | .320 | 9 | 13 | 16-31 | 786 | 276 | 30 | .973 |

LOB - Team (237), Opp (213). DPs turned - Team (9), Opp (20). CI - Team (0), Opp (1). IBB - Team (5), M. Goodheart 1, D. Fletcher 1, H. Kjerstad 1, C. Opitz 1, J. Kenley 1, Opp (4). Picked off - J. Kenley 2, C. Opitz 1, D. Fletcher 1.

(SEC games only Sorted by Earned run avg)

| Player | era | w-l | app | gs | cg | sho | sv | ip | h | r | er | bb | so | 2b | 3b | hr | b/avg | wp | hp | bk | sfa | sha |
|-----------------------|-------|-------|-----|----|----|-----|----|-------|-----|-----|-----|-----|-----|----|----|----|-------|----|----|----|-----|-----|
| 55 Isaiah Campbell | 2.30 | 7-1 | 10 | 10 | 0 | 0/1 | 0 | 66.2 | 50 | 22 | 17 | 12 | 64 | 8 | 2 | 3 | .206 | 3 | 2 | 0 | 1 | 1 |
| 13 Connor Noland | 3.95 | 1-4 | 10 | 10 | 0 | 0/0 | 0 | 43.1 | 44 | 22 | 19 | 7 | 34 | 4 | 0 | 6 | .263 | 3 | 0 | 0 | 0 | 3 |
| ----- | | | | | | | | | | | | | | | | | | | | | | |
| 49 Liam Henry | 0.00 | 0-0 | 2 | 0 | 0 | 0/0 | 0 | 2.0 | 0 | 0 | 0 | 3 | 2 | 0 | 0 | 0 | .000 | 1 | 0 | 0 | 0 | 0 |
| 21 Jacob Burton | 0.00 | 0-0 | 2 | 0 | 0 | 0/0 | 0 | 2.0 | 1 | 0 | 0 | 1 | 1 | 1 | 0 | 0 | .143 | 0 | 0 | 0 | 0 | 0 |
| 29 Marshall Denton | 1.08 | 0-0 | 9 | 0 | 0 | 0/0 | 1 | 8.1 | 3 | 1 | 1 | 1 | 11 | 2 | 0 | 0 | .115 | 1 | 0 | 0 | 0 | 2 |
| 32 Matt Cronin | 2.87 | 0-0 | 12 | 0 | 0 | 0/1 | 6 | 15.2 | 10 | 5 | 5 | 10 | 22 | 0 | 1 | 3 | .182 | 1 | 1 | 0 | 0 | 0 |
| 35 Jacob Kostyshock | 3.97 | 1-1 | 11 | 0 | 0 | 0/1 | 0 | 11.1 | 10 | 5 | 5 | 6 | 13 | 2 | 0 | 2 | .227 | 2 | 1 | 0 | 0 | 0 |
| 20 Elijah Trest | 4.05 | 1-0 | 5 | 0 | 0 | 0/0 | 0 | 6.2 | 4 | 3 | 3 | 3 | 3 | 0 | 0 | 0 | .174 | 0 | 4 | 0 | 0 | 0 |
| 45 Kevin Kopps | 4.35 | 4-3 | 16 | 0 | 0 | 0/0 | 0 | 20.2 | 17 | 10 | 10 | 6 | 25 | 8 | 0 | 0 | .224 | 2 | 2 | 0 | 0 | 2 |
| 57 Cody Scroggins | 4.74 | 1-0 | 9 | 4 | 0 | 0/1 | 0 | 24.2 | 24 | 16 | 13 | 20 | 22 | 5 | 0 | 2 | .250 | 5 | 3 | 0 | 3 | 1 |
| 88 Zebulon Vermillion | 5.40 | 1-0 | 7 | 0 | 0 | 0/1 | 1 | 8.1 | 13 | 5 | 5 | 5 | 8 | 2 | 0 | 1 | .361 | 0 | 0 | 0 | 1 | 0 |
| 33 Patrick Wicklander | 6.43 | 3-1 | 9 | 6 | 0 | 0/1 | 0 | 28.0 | 26 | 20 | 20 | 22 | 35 | 5 | 0 | 4 | .248 | 1 | 3 | 0 | 1 | 2 |
| 28 Kole Ramage | 7.09 | 1-0 | 9 | 0 | 0 | 0/0 | 0 | 26.2 | 28 | 23 | 21 | 11 | 20 | 4 | 0 | 6 | .269 | 3 | 3 | 0 | 2 | 2 |
| 44 Collin Taylor | 9.00 | 0-0 | 1 | 0 | 0 | 0/0 | 0 | 1.0 | 1 | 1 | 1 | 1 | 0 | 0 | 0 | 0 | .333 | 1 | 0 | 0 | 1 | 0 |
| 39 Evan Taylor | 40.50 | 0-0 | 2 | 0 | 0 | 0/0 | 0 | 0.2 | 1 | 3 | 3 | 4 | 1 | 0 | 0 | 0 | .333 | 1 | 0 | 0 | 0 | 0 |
| Totals | 4.16 | 20-10 | 30 | 30 | 0 | 2/2 | 8 | 266.0 | 232 | 136 | 123 | 112 | 261 | 41 | 3 | 27 | .233 | 24 | 19 | 0 | 9 | 13 |
| Opponents | 6.05 | 10-20 | 30 | 30 | 1 | 1/1 | 5 | 262.0 | 301 | 193 | 176 | 129 | 297 | 63 | 4 | 41 | .287 | 22 | 21 | 2 | 8 | 9 |

PB - Team (2), C. Opitz 2, Opp (4). Pickoffs - Team (5), C. Opitz 4, I. Campbell 1, Opp (4). SBA/ATT - C. Opitz (16-30), I. Campbell (1-6), C. Scroggins (3-5), M. Cronin (4-5), Z Vermillion (3-3), P Wicklander (1-3), K. Ramage (2-3), E. Trest (1-2), C. Noland (0-2), K. Kopps (0-1), M. Denton (1-1).



2019 Arkansas Baseball Games Summary for Arkansas (as of May 24, 2019) (All games)



| Score by innings | 1 | 2 | 3 | 4 | 5 | 6 | 7 | 8 | 9 | EX | Total |
|------------------|----|----|----|----|----|----|----|----|----|----|-------|
| Arkansas | 44 | 57 | 46 | 59 | 62 | 52 | 52 | 42 | 16 | 7 | 437 |
| Opponents | 24 | 22 | 23 | 29 | 40 | 33 | 23 | 34 | 27 | 5 | 260 |

Record when ...

| | | | |
|----------------------|-------|----------------------|------|
| Overall | 41-17 | After 6 leading | 37-3 |
| Conference | 20-10 | trailing | 1-10 |
| Non-Conference | 21-7 | tied | 3-4 |
| Home games | 28-6 | After 7 leading | 37-2 |
| Away games | 12-9 | trailing | 2-9 |
| Neutral site | 1-2 | tied | 0-5 |
| Day games | 19-12 | After 8 leading | 33-0 |
| Night games | 22-5 | trailing | 2-15 |
| vs Left starter | 16-5 | tied | 2-1 |
| vs Right starter | 25-12 | | |
| 1-Run games | 5-6 | Hit 0 home runs | 12-7 |
| 2-Run games | 9-2 | ... 1 home run | 11-8 |
| 5+Run games | 23-6 | ... 2+ home runs | 18-2 |
| Extra innings | 2-1 | | |
| Shutouts | 4-1 | Opponent 0 home runs | 25-5 |
| | | 1 home run | 11-5 |
| Scoring 0-2 runs | 1-8 | 2+ HRs | 5-7 |
| 3-5 runs | 11-5 | | |
| 6-9 runs | 9-4 | Made 0 errors | 14-4 |
| 10+ runs | 20-0 | 1 error | 17-8 |
| | | 2+ errors | 10-5 |
| Opponent 0-2 runs | 16-0 | | |
| 3-5 runs | 17-6 | Opp. made 0 errors | 11-6 |
| 6-9 runs | 7-5 | 1 error | 10-9 |
| 10+ runs | 1-6 | 2+ errors | 20-2 |
| Scored in 1st inning | 19-3 | Out-hit opponent | 32-7 |
| Opp. scored in 1st | 8-5 | Out-hit by opponent | 6-9 |
| Scores first | 31-8 | Hits are tied | 3-1 |
| Opp. scores first | 10-9 | | |

Record when team scores:

| | | | | | | | | | | | |
|------|-----|-----|-----|-----|-----|-----|-----|-----|-----|-----|------|
| Runs | 0 | 1 | 2 | 3 | 4 | 5 | 6 | 7 | 8 | 9 | 10+ |
| W-L | 0-1 | 0-2 | 1-5 | 3-3 | 4-1 | 4-1 | 1-1 | 1-3 | 4-0 | 3-0 | 20-0 |

Record when opponent scores:

| | | | | | | | | | | | |
|------|-----|-----|-----|------|-----|-----|-----|-----|-----|-----|-----|
| Runs | 0 | 1 | 2 | 3 | 4 | 5 | 6 | 7 | 8 | 9 | 10+ |
| W-L | 4-0 | 3-0 | 9-0 | 13-4 | 3-2 | 1-0 | 3-4 | 2-1 | 1-0 | 1-0 | 1-6 |

Record when leading after:

| | | | | | | | | |
|------|------|------|------|------|------|------|------|------|
| Inn. | 1 | 2 | 3 | 4 | 5 | 6 | 7 | 8 |
| W-L | 17-3 | 24-8 | 28-8 | 28-9 | 31-8 | 37-3 | 37-2 | 33-0 |

Record when trailing after:

| | | | | | | | | |
|------|-----|-----|-----|-----|-----|------|-----|------|
| Inn. | 1 | 2 | 3 | 4 | 5 | 6 | 7 | 8 |
| W-L | 3-4 | 4-6 | 5-7 | 6-6 | 5-8 | 1-10 | 2-9 | 2-15 |

Record when tied after:

| | | | | | | | | |
|------|-------|------|-----|-----|-----|-----|-----|-----|
| Inn. | 1 | 2 | 3 | 4 | 5 | 6 | 7 | 8 |
| W-L | 21-10 | 13-3 | 8-2 | 7-2 | 5-1 | 3-4 | 0-5 | 2-1 |

Current losing streak: 2
Longest winning streak: 7
Longest losing streak: 4

Home attendance : 283701 (32 dates avg = 8865)
Away attendance : 72013 (21 dates avg = 3429)
Total attendance: 355714 (53 dates avg = 6711)



2019 Arkansas Baseball
Miscellaneous Stats for Arkansas (as of May 24, 2019)
(All games)



Starting Lineup By Position
(Team W-L record when starter)

| | | |
|---------------------------|----|---------|
| PITCHER: | | |
| 13 Connor Noland | 16 | (7-9) |
| 55 Isaiah Campbell | 15 | (12-3) |
| 33 Patrick Wicklander | 13 | (11-2) |
| 57 Cody Scroggins | 7 | (6-1) |
| 29 Marshall Denton | 4 | (2-2) |
| 28 Kole Ramage | 2 | (2-0) |
| 35 Jacob Kostyshock | 1 | (1-0) |
| CATCHER: | | |
| 12 Casey Opitz | 42 | (31-11) |
| 48 Zack Plunkett | 16 | (10-6) |
| FIRST BASE: | | |
| 4 Trevor Ezell | 52 | (36-16) |
| 8 Jordan McFarland | 6 | (5-1) |
| SECOND BASE: | | |
| 7 Jack Kenley | 52 | (36-16) |
| 4 Trevor Ezell | 6 | (5-1) |
| THIRD BASE: | | |
| 5 Jacob Nesbit | 53 | (37-16) |
| 7 Jack Kenley | 5 | (4-1) |
| SHORTSTOP: | | |
| 15 Casey Martin | 58 | (41-17) |
| LEFT FIELD: | | |
| 25 Christian Franklin | 50 | (34-16) |
| 22 Curtis Washington | 6 | (5-1) |
| 10 Matt Goodheart | 2 | (2-0) |
| CENTER FIELD: | | |
| 24 Dominic Fletcher | 58 | (41-17) |
| RIGHT FIELD: | | |
| 18 Heston Kjerstad | 57 | (40-17) |
| 10 Matt Goodheart | 1 | (1-0) |
| DESIGNATED HITTER: | | |
| 10 Matt Goodheart | 40 | (27-13) |
| 8 Jordan McFarland | 9 | (7-2) |
| 17 Trey Harris | 9 | (7-2) |

Starting Lineup By Lineup Spot
(Team W-L record when starter)

| | | |
|-----------------------|----|---------|
| LEADOFF: | | |
| 4 Trevor Ezell | 30 | (19-11) |
| 15 Casey Martin | 28 | (22-6) |
| 2ND SPOT: | | |
| 18 Heston Kjerstad | 34 | (25-9) |
| 15 Casey Martin | 24 | (16-8) |
| 3RD SPOT: | | |
| 4 Trevor Ezell | 28 | (22-6) |
| 10 Matt Goodheart | 20 | (13-7) |
| 15 Casey Martin | 6 | (3-3) |
| 18 Heston Kjerstad | 4 | (3-1) |
| CLEANUP: | | |
| 24 Dominic Fletcher | 58 | (41-17) |
| 5TH SPOT: | | |
| 18 Heston Kjerstad | 19 | (12-7) |
| 10 Matt Goodheart | 16 | (10-6) |
| 12 Casey Opitz | 11 | (10-1) |
| 8 Jordan McFarland | 4 | (2-2) |
| 7 Jack Kenley | 4 | (4-0) |
| 17 Trey Harris | 4 | (3-1) |
| 6TH SPOT: | | |
| 7 Jack Kenley | 32 | (17-15) |
| 10 Matt Goodheart | 7 | (7-0) |
| 12 Casey Opitz | 6 | (6-0) |
| 17 Trey Harris | 5 | (4-1) |
| 48 Zack Plunkett | 3 | (2-1) |
| 5 Jacob Nesbit | 2 | (2-0) |
| 8 Jordan McFarland | 2 | (2-0) |
| 25 Christian Franklin | 1 | (1-0) |
| 7TH SPOT: | | |
| 5 Jacob Nesbit | 21 | (12-9) |
| 7 Jack Kenley | 19 | (18-1) |
| 8 Jordan McFarland | 6 | (5-1) |
| 25 Christian Franklin | 5 | (2-3) |
| 12 Casey Opitz | 5 | (3-2) |
| 48 Zack Plunkett | 2 | (1-1) |
| 8TH SPOT: | | |
| 5 Jacob Nesbit | 23 | (19-4) |
| 12 Casey Opitz | 19 | (12-7) |
| 48 Zack Plunkett | 9 | (6-3) |
| 8 Jordan McFarland | 3 | (3-0) |
| 25 Christian Franklin | 2 | (0-2) |
| 7 Jack Kenley | 2 | (1-1) |
| 9TH SPOT: | | |
| 25 Christian Franklin | 42 | (31-11) |
| 5 Jacob Nesbit | 7 | (4-3) |
| 22 Curtis Washington | 6 | (5-1) |
| 48 Zack Plunkett | 2 | (1-1) |
| 12 Casey Opitz | 1 | (0-1) |



2018 Arkansas Baseball Overall Statistics for Arkansas (as of May 30, 2019) (2018 NCAA Tournament Sorted by Batting avg)



Record: 9-3 Home: 5-1 Away: 0-0 Neutral: 4-2 SEC: 0-0

| Player | avg | gp-gs | ab | r | h | 2b | 3b | hr | rbi | tb | slg% | bb | hp | so | gdp | ob% | sf | sh | sb-att | po | a | e | fld% |
|---------------------|------|-------|-----|----|-----|----|----|----|-----|-----|------|----|----|----|-----|------|----|----|--------|-----|-----|----|-------|
| 15 Casey Martin | .352 | 12-12 | 54 | 12 | 19 | 5 | 0 | 0 | 6 | 24 | .444 | 1 | 3 | 15 | 1 | .397 | 0 | 0 | 1-1 | 11 | 18 | 4 | .879 |
| 20 Carson Shaddy | .341 | 12-12 | 41 | 10 | 14 | 2 | 1 | 3 | 17 | 27 | .659 | 7 | 1 | 16 | 0 | .440 | 1 | 1 | 1-1 | 22 | 17 | 0 | 1.000 |
| 18 Heston Kjerstad | .311 | 12-12 | 45 | 12 | 14 | 2 | 0 | 3 | 11 | 25 | .556 | 8 | 2 | 7 | 0 | .429 | 1 | 0 | 0-0 | 36 | 1 | 2 | .949 |
| 24 Dominic Fletcher | .286 | 12-12 | 49 | 7 | 14 | 3 | 0 | 2 | 11 | 23 | .469 | 4 | 1 | 12 | 1 | .345 | 1 | 0 | 0-2 | 35 | 0 | 0 | 1.000 |
| 3 Jared Gates | .279 | 12-12 | 43 | 12 | 12 | 1 | 0 | 2 | 4 | 19 | .442 | 4 | 2 | 9 | 1 | .360 | 1 | 0 | 1-1 | 71 | 4 | 0 | 1.000 |
| 9 Jax Biggers | .263 | 12-12 | 38 | 6 | 10 | 0 | 0 | 1 | 7 | 13 | .342 | 6 | 1 | 6 | 0 | .362 | 2 | 0 | 0-1 | 17 | 13 | 2 | .938 |
| 8 Eric Cole | .255 | 12-12 | 47 | 10 | 12 | 2 | 0 | 2 | 8 | 20 | .426 | 9 | 1 | 7 | 1 | .379 | 1 | 0 | 0-0 | 21 | 0 | 0 | 1.000 |
| 17 Luke Bonfield | .250 | 12-12 | 48 | 6 | 12 | 1 | 0 | 1 | 10 | 16 | .333 | 4 | 1 | 12 | 2 | .315 | 1 | 0 | 0-0 | 0 | 0 | 0 | .000 |
| 33 Grant Koch | .200 | 12-12 | 45 | 5 | 9 | 1 | 0 | 0 | 4 | 10 | .222 | 5 | 0 | 9 | 0 | .280 | 0 | 0 | 1-1 | 97 | 3 | 0 | 1.000 |
| ----- | | | | | | | | | | | | | | | | | | | | | | | |
| 6 Hunter Wilson | .500 | 4-0 | 2 | 2 | 1 | 0 | 0 | 0 | 0 | 1 | .500 | 0 | 0 | 1 | 0 | .500 | 0 | 0 | 0-0 | 0 | 0 | 0 | .000 |
| 7 Jack Kenley | .000 | 3-0 | 0 | 0 | 0 | 0 | 0 | 0 | 0 | 0 | .000 | 0 | 0 | 0 | 0 | .000 | 0 | 0 | 0-0 | 0 | 0 | 0 | .000 |
| 12 Casey Opitz | .000 | 2-0 | 0 | 0 | 0 | 0 | 0 | 0 | 0 | 0 | .000 | 0 | 0 | 0 | 0 | .000 | 0 | 0 | 0-0 | 2 | 0 | 0 | 1.000 |
| Totals | .284 | 12 | 412 | 82 | 117 | 17 | 1 | 14 | 78 | 178 | .432 | 48 | 12 | 94 | 6 | .369 | 8 | 1 | 4-7 | 318 | 66 | 9 | .977 |
| Opponents | .220 | 12 | 396 | 44 | 87 | 12 | 1 | 12 | 39 | 137 | .346 | 44 | 6 | 99 | 2 | .305 | 3 | 7 | 1-3 | 309 | 110 | 11 | .974 |

LOB - Team (90), Opp (94). DPs turned - Team (5), Opp (7). IBB - Team (1), D. Fletcher 1.

(2018 NCAA Tournament Sorted by Earned run avg)

| Player | era | w-l | app | gs | cg | sho | sv | ip | h | r | er | bb | so | 2b | 3b | hr | b/avg | wp | hp | bk | sfa | sha |
|--------------------|-------|-----|-----|----|----|-----|----|-------|-----|----|----|----|----|----|----|----|-------|----|----|----|-----|-----|
| 46 Barrett Loseke | 0.68 | 2-0 | 6 | 0 | 0 | 0/0 | 1 | 13.1 | 9 | 1 | 1 | 4 | 17 | 0 | 0 | 1 | .188 | 0 | 0 | 0 | 0 | 1 |
| 16 Blaine Knight | 2.88 | 4-0 | 4 | 4 | 0 | 0/0 | 0 | 25.0 | 20 | 8 | 8 | 4 | 16 | 3 | 1 | 4 | .217 | 0 | 1 | 0 | 1 | 1 |
| 21 Kacey Murphy | 3.38 | 1-1 | 4 | 4 | 0 | 0/0 | 0 | 21.1 | 16 | 8 | 8 | 7 | 16 | 1 | 0 | 2 | .203 | 1 | 1 | 0 | 0 | 1 |
| ----- | | | | | | | | | | | | | | | | | | | | | | |
| 27 Evan Lee | 0.00 | 0-0 | 1 | 0 | 0 | 0/0 | 0 | 0.0 | 0 | 0 | 0 | 1 | 0 | 0 | 0 | 0 | | 1 | 0 | 0 | 0 | 0 |
| 57 Cody Scroggins | 1.50 | 0-0 | 4 | 0 | 0 | 0/0 | 0 | 6.0 | 5 | 1 | 1 | 5 | 5 | 2 | 0 | 0 | .227 | 0 | 0 | 0 | 1 | 0 |
| 4 Bryce Bonnin | 3.38 | 0-0 | 3 | 0 | 0 | 0/0 | 0 | 2.2 | 1 | 1 | 1 | 4 | 1 | 0 | 0 | 0 | .125 | 0 | 0 | 0 | 0 | 0 |
| 34 Jake Reindl | 3.86 | 1-0 | 6 | 0 | 0 | 0/0 | 0 | 11.2 | 11 | 5 | 5 | 8 | 9 | 0 | 0 | 2 | .244 | 3 | 2 | 0 | 0 | 2 |
| 55 Isaiah Campbell | 5.56 | 1-1 | 4 | 4 | 0 | 0/0 | 0 | 11.1 | 9 | 8 | 7 | 5 | 15 | 2 | 0 | 0 | .200 | 2 | 2 | 0 | 0 | 0 |
| 32 Matt Cronin | 6.00 | 0-1 | 6 | 0 | 0 | 0/0 | 3 | 9.0 | 8 | 6 | 6 | 3 | 12 | 2 | 0 | 1 | .242 | 0 | 0 | 0 | 1 | 1 |
| 28 Kole Ramage | 6.35 | 0-0 | 4 | 0 | 0 | 0/0 | 0 | 5.2 | 5 | 4 | 4 | 3 | 8 | 1 | 0 | 1 | .238 | 0 | 0 | 0 | 0 | 1 |
| 31 Caleb Bolden | 99.00 | 0-0 | 1 | 0 | 0 | 0/0 | 0 | 0.0 | 3 | 2 | 2 | 0 | 0 | 1 | 0 | 1 | 1.000 | 0 | 0 | 0 | 0 | 0 |
| Totals | 3.65 | 9-3 | 12 | 12 | 0 | 0/0 | 4 | 106.0 | 87 | 44 | 43 | 44 | 99 | 12 | 1 | 12 | .220 | 7 | 6 | 0 | 3 | 7 |
| Opponents | 6.64 | 3-9 | 12 | 12 | 1 | 1/0 | 2 | 103.0 | 117 | 82 | 76 | 48 | 94 | 17 | 1 | 14 | .284 | 9 | 12 | 1 | 8 | 1 |

PB - Team (1), G. Koch 1, Opp (2). SBA/ATT - G. Koch (1-3), K. Murphy (0-2), J. Reindl (1-1).

#55 ISAIAH CAMPBELL

RHP • 6-4 • 225 • R-JUNIOR
OLATHE, KAN.
OLATHE SOUTH HS



CAREER HIGHS

| Category | High | Opponent (Last) | Date |
|----------------|------|-----------------------|---------|
| Innings | 8.0 | No. 4 Kentucky | 3/17/18 |
| Longest Start | 8.0 | No. 4 Kentucky | 3/17/18 |
| Shortest Start | 0.0 | Dallas Baptist | 6/3/18 |
| Longest Relief | 5.0 | Alabama | 5/13/16 |
| Hits | 8 | 2x (at LSU) | 5/6/18 |
| Runs | 7 | No. 18 Tennessee | 4/16/19 |
| Earned Runs | 5 | 3x (at LSU) | 5/6/18 |
| Walks | 4 | 2x (at No. 2 Florida) | 3/24/18 |
| Strikeouts | 13 | Stony Brook | 3/1/19 |

2019 TRENDS

- Has 6 IP or more in 11 of last 13 starts ... 14 of 15 starts have been 5+ IP.
- 3rd in SEC in overall IP (95.0) ... 2nd in SEC games only (66.2) ... T-2nd in wins (10).
- Four starts with 10+ strikeouts (last vs. #2 Mississippi St. - April 18)
- 8th in league with 100 strikeouts.
- Is one of only four SEC pitchers with top-10 totals in ERA (2.37), innings pitched (95.0) and strikeouts (100).
- Hasn't given up more than three walks in 27-consecutive outings
- First Razorback pitcher since 2017 (T. Stephan) with three-straight 10+ strikeout performances (vs. Stony Brook, La. Tech, Missouri).
- Golden Spikes Semifinalist

CAMPBELL'S CAREER APPEARANCES

Isaiah Campbell 2019 Game-By-Game (R-Junior)

| | | (15 Appearances, 15 Starts) | | | | | | |
|---------------|---------------------|-----------------------------|-----------|--------------|-----------|------------|-------------|--|
| Date | Opponent | IP | H | R-ER | BB | K | Result | |
| 2/16/19 | Eastern Illinois* | 5.0 | 5 | 3-3 | 0 | 5 | W, 1-0 | |
| 2/22/19 | at USC* | 5.1 | 6 | 6-3 | 2 | 5 | W, 2-0 | |
| 3/1/19 | Stony Brook* | 7.0 | 3 | 0-0 | 1 | 13 | W, 3-0 | |
| 3/8/19 | Louisiana Tech* | 6.0 | 7 | 2-2 | 0 | 10 | ND | |
| 3/15/19 | Missouri* | 7.0 | 2 | 0-0 | 1 | 11 | W, 4-0 | |
| 3/22/19 | at Alabama* | 7.0 | 5 | 0-0 | 1 | 7 | W, 5-0 | |
| 3/29/19 | #21 Ole Miss* | 7.0 | 4 | 2-2 | 2 | 5 | W, 6-0 | |
| 4/5/19 | at #15 Auburn* | 6.2 | 7 | 3-3 | 3 | 3 | ND | |
| 4/12/19 | at #6 Vanderbilt* | 7.2 | 6 | 3-3 | 0 | 9 | L, 6-1 | |
| 4/18/19 | #2 Mississippi St.* | 7.2 | 5 | 2-2 | 0 | 10 | W, 7-1 | |
| 4/26/19 | #18 Tennessee* | 4.2 | 6 | 7-3 | 3 | 3 | ND | |
| 5/3/19 | at Kentucky* | 7.0 | 5 | 1-1 | 0 | 6 | W, 8-1 | |
| 5/9/19 | #15 LSU* | 6.0 | 4 | 2-2 | 1 | 4 | W, 9-1 | |
| 5/16/19 | at #17 Texas A&M* | 6.0 | 6 | 2-1 | 1 | 6 | W, 10-1 | |
| 5/23/19 | vs. Georgia* | 5.0 | 2 | 0-0 | 3 | 3 | ND | |
| TOTALS | 15 G, 15 GS | 95.0 | 73 | 33-25 | 18 | 100 | 10-1 | |

Isaiah Campbell 2018 Game-By-Game (R-Sophomore)

| | | (18 Appearances, 17 Starts) | | | | | | |
|---------------|---------------------|-----------------------------|-----------|--------------|-----------|-----------|------------|--|
| Date | Opponent | IP | H | R-ER | BB | K | Result | |
| 2/17/18 | Bucknell* | 4.0 | 3 | 1-1 | 2 | 7 | W, 1-0 | |
| 2/24/18 | at San Diego State* | 5.0 | 5 | 2-1 | 1 | 7 | ND | |
| 3/3/18 | USC* | 5.1 | 3 | 1-1 | 3 | 2 | L, 1-1 | |
| 3/9/18 | Kent State* | 3.2 | 5 | 5-1 | 2 | 3 | L, 1-2 | |
| 3/17/18 | #4 Kentucky* | 8.0 | 3 | 1-1 | 4 | 8 | W, 2-2 | |
| 3/24/18 | at #2 Florida* | 1.0 | 4 | 6-5 | 4 | 2 | L, 2-3 | |
| 4/8/18 | #13 Auburn* | 2.0 | 6 | 3-3 | 0 | 4 | ND | |
| 4/14/18 | South Carolina* | 5.0 | 2 | 0-0 | 1 | 1 | W, 3-3 | |
| 4/21/18 | at Mississippi St.* | 5.2 | 8 | 6-5 | 3 | 6 | L, 3-4 | |
| 4/29/18 | Alabama* | 1.1 | 1 | 1-1 | 3 | 0 | ND | |
| 5/6/18 | at LSU* | 4.1 | 8 | 5-5 | 0 | 3 | L, 3-5 | |
| 5/13/18 | #20 Texas A&M* | 5.0 | 5 | 0-0 | 0 | 7 | W, 4-5 | |
| 5/19/18 | at #13 Georgia | 3.0 | 1 | 0-0 | 0 | 3 | ND | |
| 5/26/18 | vs. LSU* | 5.0 | 4 | 2-2 | 1 | 7 | L, 4-6 | |
| 6/3/18 | Dallas Baptist* | 0.0 | 1 | 1-1 | 2 | 0 | ND | |
| 6/11/18 | South Carolina* | 4.0 | 4 | 2-2 | 2 | 5 | ND | |
| 6/22/18 | vs. Florida* | 5.1 | 2 | 2-2 | 0 | 8 | W, 5-6 | |
| 6/28/18 | vs. Oregon St.* | 2.0 | 2 | 3-2 | 1 | 2 | L, 5-7 | |
| TOTALS | 18 G, 17 GS | 69.2 | 67 | 41-33 | 29 | 75 | 5-7 | |

Isaiah Campbell 2017 Game-By-Game (Sophomore)

| | | (17 Appearances, 16 Starts) | | | | | | |
|---------------|------------------|-----------------------------|----------|------------|----------|----------|------------|--|
| Date | Opponent | IP | H | R-ER | BB | K | Result | |
| 2/25/17 | Bryant | 0.2 | 3 | 3-3 | 1 | 1 | ND | |
| TOTALS | 1 G, 0 GS | 0.2 | 3 | 3-3 | 1 | 1 | 0-0 | |

Isaiah Campbell 2016 Game-By-Game (Freshman)

| | | (13 Appearances, 6 Starts) | | | | | | |
|---------------|---------------------|----------------------------|-----------|--------------|-----------|-----------|------------|--|
| Date | Opponent | IP | H | R-ER | BB | K | Result | |
| 2/23/16 | Miss. Valley State* | 2.0 | 2 | 1-1 | 0 | 1 | W, 1-0 | |
| 3/9/16 | Gonzaga | 0.1 | 1 | 0-0 | 0 | 1 | ND | |
| 3/15/16 | Grambling State* | 4.0 | 4 | 3-3 | 1 | 4 | W, 2-0 | |
| 3/18/16 | at South Carolina | 1.0 | 1 | 1-1 | 0 | 0 | ND | |
| 4/6/16 | at Memphis* | 2.2 | 2 | 0-0 | 1 | 2 | ND | |
| 4/9/16 | at Ole Miss | 0.2 | 3 | 2-1 | 0 | 1 | ND | |
| 4/14/16 | Florida | 2.1 | 3 | 2-0 | 0 | 3 | ND | |
| 4/19/16 | Creighton* | 3.0 | 2 | 0-0 | 0 | 2 | W, 3-0 | |
| 4/26/16 | Oklahoma State* | 3.1 | 3 | 3-2 | 2 | 2 | ND | |
| 5/1/16 | Texas A&M | 3.1 | 3 | 1-1 | 1 | 1 | ND | |
| 5/7/16 | at LSU | 1.0 | 3 | 3-3 | 2 | 2 | ND | |
| 5/13/16 | Alabama | 5.0 | 1 | 0-0 | 1 | 2 | ND | |
| 5/20/16 | at Mississippi St.* | 3.0 | 3 | 3-1 | 3 | 1 | L, 3-1 | |
| TOTALS | 13 G, 6 GS | 31.2 | 31 | 19-13 | 11 | 23 | 3-1 | |

Isaiah Campbell Career Stats

| Year | ERA | W | L | App | GS | CG | SHO | CBO | SV | IP | H | R | ER | BB | SO | 2B | 3B | HR | BF | B/Avg | WP | HBP | BK | SFA | SHA | PO | A | E | FLD% |
|--------------|-------------|-----------|----------|-----------|-----------|----------|----------|----------|----------|--------------|------------|-----------|-----------|-----------|------------|-----------|----------|-----------|------------|-------------|-----------|-----------|----------|----------|----------|-----------|-----------|----------|-------------|
| 2016 | 3.69 | 3 | 1 | 13 | 6 | 0 | 0 | 0 | 0 | 31.2 | 31 | 19 | 13 | 11 | 23 | 4 | 0 | 4 | 139 | .256 | 1 | 3 | 0 | 1 | 3 | 2 | 6 | 0 | 1.000 |
| 2017 | 40.50 | 0 | 0 | 1 | 0 | 0 | 0 | 0 | 0 | 0.2 | 3 | 3 | 3 | 1 | 1 | 1 | 0 | 0 | 6 | .600 | 1 | 0 | 0 | 0 | 0 | 8 | 7 | 0 | 1.000 |
| 2018 | 4.26 | 5 | 7 | 18 | 17 | 0 | 0 | 1 | 0 | 69.2 | 67 | 41 | 33 | 29 | 75 | 19 | 1 | 4 | 305 | .249 | 8 | 4 | 0 | 1 | 2 | 4 | 5 | 1 | .900 |
| 2019 | 2.37 | 10 | 1 | 15 | 15 | 0 | 0 | 1 | 0 | 95.0 | 73 | 33 | 25 | 18 | 100 | 12 | 2 | 3 | 370 | .211 | 4 | 3 | 0 | 1 | 2 | 4 | 10 | 1 | .933 |
| TOTAL | 3.38 | 18 | 9 | 47 | 38 | 0 | 0 | 2 | 0 | 197.0 | 174 | 96 | 74 | 59 | 199 | 36 | 3 | 11 | 820 | .235 | 14 | 10 | 0 | 3 | 7 | 14 | 23 | 1 | .974 |


Isaiah Campbell Career SEC Stats

| Year | ERA | W | L | App | GS | CG | SHO | CBO | SV | IP | H | R | ER | BB | SO | 2B | 3B | HR | BF | B/Avg | WP | HBP | BK | SFA | SHA | PO | A | E | FLD% |
|--------------|-------------|-----------|----------|-----------|-----------|----------|----------|----------|----------|--------------|------------|-----------|-----------|-----------|------------|-----------|----------|----------|------------|-------------|----------|----------|----------|----------|----------|----------|-----------|----------|--------------|
| 2016 | 3.86 | 0 | 1 | 7 | 1 | 0 | 0 | 0 | 0 | 16.1 | 17 | 12 | 7 | 7 | 10 | 3 | 0 | 1 | 75 | .258 | 0 | 1 | 0 | 1 | 0 | 1 | 2 | 0 | 1.000 |
| 2018 | 5.09 | 3 | 3 | 9 | 8 | 0 | 0 | 1 | 0 | 35.1 | 38 | 22 | 20 | 15 | 34 | 11 | 0 | 3 | 154 | .281 | 4 | 1 | 0 | 1 | 2 | 4 | 6 | 0 | 1.000 |
| 2019 | 2.30 | 7 | 1 | 10 | 10 | 0 | 0 | 1 | 0 | 66.2 | 50 | 22 | 17 | 12 | 64 | 8 | 2 | 3 | 259 | .206 | 3 | 2 | 0 | 1 | 1 | 3 | 8 | 0 | 1.000 |
| TOTAL | 3.35 | 10 | 5 | 26 | 19 | 0 | 0 | 2 | 0 | 118.1 | 105 | 56 | 44 | 34 | 108 | 22 | 2 | 7 | 488 | .236 | 7 | 4 | 0 | 3 | 3 | 8 | 16 | 0 | 1.000 |

A || POTENTIAL STARTING PITCHER

#33 PATRICK WICKLANDER

LHP • 6-1 • 175 • FRESHMAN
SAN JOSE, CALIF.
VALLEY CHRISTIAN HS



SEASON HIGHS

| Category | High | Opponent (Last) | Date |
|----------------|------|--------------------------|---------|
| Innings | 5.2 | No. 18 Tennessee | 4/27/19 |
| Longest Start | 5.2 | No. 18 Tennessee | 4/27/19 |
| Shortest Start | 1.2 | at No. 17 Texas A&M | 5/17/19 |
| Longest Relief | 2.1 | Eastern Illinois | 2/17/19 |
| Hits | 5 | 2x (No. 15 LSU) | 5/10/19 |
| Runs | 4 | 2x (at No. 17 Texas A&M) | 5/17/19 |
| Earned Runs | 4 | 2x (at No. 17 Texas A&M) | 5/17/19 |
| Walks | 3 | 5x (at No. 17 Texas A&M) | 5/17/19 |
| Strikeouts | 8 | 2x (Western Illinois) | 3/12/19 |

2019 TRENDS

- Is 5-2 as a first-year starter with a 4.65 ERA in 60.0 innings.
- Made 13 starts in 20 appearances; More appearances than any other freshman pitcher on the team.
- Has thrown three or more innings in eight of last nine outings.
- Struck out six or more in four of his six conference starts (at Auburn, vs. Miss. State, vs. Tennessee, at Kentucky)
- Struck out five or more in last six of last nine starts.
- Picked up first collegiate win vs. Charlotte (March 6) after throwing 5.0 scoreless innings with only one hit allowed.
- Six of 12 starts came against non-conference opponents.
- Has given up three or less hits in nine of last 12 outings.
- Won in consecutive starts for the first time since March 6 vs. Charlotte and March 12 vs. Western Illinois after working 5+ IP against No. 18 Tennessee (April 27) and at Kentucky (May 5).
- His 81 strikeouts were the 15th-most among all pitchers in the league and second among all freshmen pitchers.
- Named to SEC All-Freshman Team

WICKLANDER'S CAREER APPEARANCES

Patrick Wicklander 2019 Game-By-Game (Freshman)
(20 Appearances, 13 Starts)

| Date | Opponent | IP | H | R-ER | BB | K | Result |
|---------------|--------------------|-------------|-----------|--------------|-----------|-----------|------------|
| 2/17/19 | Eastern Illinois | 2.1 | 2 | 1-1 | 0 | 4 | ND |
| 2/21/19 | at USC | 0.0 | 0 | 0-0 | 2 | 0 | ND |
| 2/23/19 | at USC | 2.0 | 2 | 2-2 | 0 | 2 | L, 0-1 |
| 2/27/19 | Memphis* | 3.0 | 3 | 2-2 | 1 | 4 | ND |
| 3/2/19 | Stony Brook | 1.0 | 0 | 0-0 | 2 | 3 | ND |
| 3/6/19 | Charlotte* | 5.0 | 1 | 0-0 | 3 | 8 | W, 1-1 |
| 3/12/19 | Western Illinois* | 5.0 | 1 | 0-0 | 1 | 8 | W, 2-1 |
| 3/19/19 | at #9 Texas* | 4.0 | 5 | 4-4 | 1 | 3 | ND |
| 3/23/19 | at Alabama | 0.0 | 0 | 3-3 | 3 | 0 | ND |
| 3/26/19 | at Missouri St.* | 2.0 | 0 | 0-0 | 0 | 5 | ND |
| 3/31/19 | #21 Ole Miss | 0.1 | 2 | 2-2 | 2 | 0 | ND |
| 4/2/19 | Little Rock* | 3.1 | 3 | 3-0 | 2 | 5 | ND |
| 4/6/19 | at #15 Auburn* | 5.0 | 2 | 0-0 | 3 | 6 | W, 3-1 |
| 4/14/19 | at #6 Vanderbilt | 3.0 | 3 | 3-3 | 3 | 4 | ND |
| 4/19/19 | #2 Miss. State* | 4.0 | 3 | 2-2 | 3 | 6 | ND |
| 4/27/19 | #18 Tennessee* | 5.2 | 4 | 2-2 | 2 | 7 | W, 4-1 |
| 5/5/19 | at Kentucky* | 5.0 | 4 | 1-1 | 1 | 6 | W, 5-1 |
| 5/10/19 | #15 LSU* | 3.1 | 5 | 3-3 | 2 | 4 | ND |
| 5/17/19 | at #17 Texas A&M* | 1.2 | 3 | 4-4 | 3 | 2 | L, 5-2 |
| 5/22/19 | vs. Ole Miss* | 4.1 | 2 | 2-2 | 1 | 4 | ND |
| TOTALS | 20 G, 13 GS | 60.0 | 45 | 34-31 | 35 | 81 | 5-2 |

Patrick Wicklander Career Stats

| Year | ERA | W | L | App | GS | CG | SHO | CBO | SV | IP | H | R | ER | BB | SO | 2B | 3B | HR | BF | B/Avg | WP | HBP | BK | SFA | SHA | PO | A | E | FLD% |
|--------------|-------------|----------|----------|-----------|-----------|----------|----------|----------|----------|-------------|-----------|-----------|-----------|-----------|-----------|-----------|----------|----------|------------|-------------|----------|----------|----------|----------|----------|----------|----------|----------|-------------|
| 2019 | 4.65 | 5 | 2 | 20 | 13 | 0 | 0 | 2 | 0 | 60.0 | 45 | 34 | 31 | 35 | 81 | 11 | 0 | 6 | 265 | .210 | 4 | 9 | 0 | 2 | 5 | 7 | 9 | 1 | .941 |
| TOTAL | 4.65 | 5 | 2 | 20 | 13 | 0 | 0 | 2 | 0 | 60.0 | 45 | 34 | 31 | 35 | 81 | 11 | 0 | 6 | 265 | .210 | 4 | 9 | 0 | 2 | 5 | 7 | 9 | 1 | .941 |

Patrick Wicklander Career SEC Stats

| Year | ERA | W | L | App | GS | CG | SHO | CBO | SV | IP | H | R | ER | BB | SO | 2B | 3B | HR | BF | B/Avg | WP | HBP | BK | SFA | SHA | PO | A | E | FLD% |
|--------------|-------------|----------|----------|----------|----------|----------|----------|----------|----------|-------------|-----------|-----------|-----------|-----------|-----------|----------|----------|----------|------------|-------------|----------|----------|----------|----------|----------|----------|----------|----------|-------------|
| 2019 | 6.43 | 3 | 1 | 9 | 6 | 0 | 0 | 1 | 0 | 28.0 | 26 | 20 | 20 | 22 | 35 | 5 | 0 | 4 | 133 | .248 | 1 | 3 | 0 | 1 | 2 | 4 | 4 | 1 | .889 |
| TOTAL | 6.43 | 3 | 1 | 9 | 6 | 0 | 0 | 1 | 0 | 28.0 | 26 | 20 | 20 | 22 | 35 | 5 | 0 | 4 | 133 | .248 | 1 | 3 | 0 | 1 | 2 | 4 | 4 | 1 | .889 |

#13 CONNOR NOLAND

RHP • 6-2 • 215 • FR
GREENWOOD, ARK.
GREENWOOD HS



SEASON HIGHS

| Category | High | Opponent (Last) | Date |
|----------------|------|-----------------------|---------|
| Innings | 7.2 | No. 2 Mississippi St. | 4/20/19 |
| Longest Start | 7.2 | No. 2 Mississippi St. | 4/20/19 |
| Shortest Start | 0.0 | at No. 6 Vanderbilt | 4/13/19 |
| Longest Relief | -- | -- | -- |
| Hits | 7 | No. 21 Ole Miss | 3/30/19 |
| Runs | 5 | at No. 6 Vanderbilt | 4/13/19 |
| Earned Runs | 5 | at No. 6 Vanderbilt | 4/13/19 |
| Walks | 2 | at USC | 2/23/19 |
| Strikeouts | 10 | No. 18 Tennessee | 4/28/19 |

NOLAND'S CAREER APPEARANCES

Connor Noland 2019 Game-By-Game (Freshman)
(17 Appearances, 16 Starts)

| Date | Opponent | IP | H | R-ER | BB | K | Result |
|---------------|---------------------|-------------|-----------|--------------|-----------|-----------|------------|
| 2/16/19 | Eastern Illinois* | 4.2 | 4 | 2-0 | 1 | 7 | ND |
| 2/23/19 | at USC* | 4.0 | 3 | 2-2 | 2 | 2 | ND |
| 3/2/19 | Stony Brook* | 3.0 | 6 | 3-3 | 1 | 1 | ND |
| 3/9/19 | Louisiana Tech* | 5.0 | 3 | 4-3 | 1 | 3 | ND |
| 3/16/19 | Missouri* | 4.2 | 4 | 1-1 | 1 | 4 | ND |
| 3/23/19 | at Alabama* | 1.2 | 3 | 3-3 | 2 | 0 | L, 0-1 |
| 3/26/19 | at Missouri St. | 1.0 | 0 | 0-0 | 0 | 0 | ND |
| 3/30/19 | #21 Ole Miss* | 4.2 | 7 | 2-2 | 1 | 3 | ND |
| 4/5/19 | at #15 Auburn* | 4.2 | 5 | 3-3 | 0 | 2 | ND |
| 4/13/19 | at #6 Vanderbilt* | 0.0 | 4 | 5-5 | 1 | 0 | L, 0-2 |
| 4/19/19 | Ark.- Pine Bluff* | 2.0 | 2 | 0-0 | 0 | 2 | W, 1-2 |
| 4/20/19 | #2 Mississippi St.* | 7.2 | 4 | 0-0 | 0 | 5 | W, 2-2 |
| 4/28/19 | #18 Tennessee* | 7.0 | 2 | 1-0 | 1 | 10 | ND |
| 5/5/19 | at Kentucky* | 3.1 | 6 | 4-4 | 1 | 4 | L, 2-3 |
| 5/11/19 | #15 LSU* | 5.1 | 4 | 0-0 | 0 | 3 | ND |
| 5/18/19 | at #17 Texas A&M* | 4.1 | 5 | 3-1 | 0 | 3 | L, 2-4 |
| 5/24/19 | vs. Ole Miss | 5.0 | 2 | 1-1 | 1 | 2 | ND |
| TOTALS | 17 G, 16 GS | 68.0 | 64 | 34-28 | 13 | 51 | 2-4 |

2019 TRENDS

- Made 17 appearances in his first collegiate season with 16 starts; Second-most appearances among all freshmen pitchers on the team.
- Generated a 3.71 ERA over 68 innings with 51 strikeouts, 28 earned runs and 13 walks.
- Made his first collegiate start on Opening Weekend against Eastern Illinois (Feb.16), striking out seven and working 4.2 innings.
- Has pitched 4.2 innings in an outing five times, but has gone 7+ in two of his last six starts.
- Hasn't walked more than two batters in an outing this season.
- Struck out a season-high 10 against No. 18 Tennessee (April 28).
- Named SEC Co-Freshman of the Week after going a season-long 7.2 scoreless innings against No. 2 Mississippi State with five strikeouts.
- Notched his fourth scoreless outing against No. 15 LSU, giving up four hits over 5.1 innings and striking out three.
- His 16 starts ties for the most of any pitcher in the SEC.
- His 13 walks allowed ties for the second-lowest among any pitcher in the SEC. Only allowed seven walks in SEC play.
- Gave up only one run on two hits in his five innings of work against Ole Miss in the SEC Tournament, his fourth outing of one run allowed or less and five or more innings.

Connor Noland Career Stats

| Year | ERA | W | L | App | GS | CG | SHO | CBO | SV | IP | H | R | ER | BB | SO | 2B | 3B | HR | BF | B/Avg | WP | HBP | BK | SFA | SHA | PO | A | E | FLD% |
|--------------|-------------|----------|----------|-----------|-----------|----------|----------|----------|----------|-------------|-----------|-----------|-----------|-----------|-----------|----------|----------|----------|------------|-------------|----------|----------|----------|----------|----------|----------|----------|----------|-------------|
| 2019 | 3.71 | 2 | 4 | 17 | 16 | 0 | 0 | 0 | 0 | 68.0 | 64 | 34 | 28 | 13 | 51 | 6 | 0 | 9 | 280 | .246 | 4 | 2 | 0 | 1 | 4 | 8 | 8 | 2 | .889 |
| TOTAL | 3.71 | 2 | 4 | 17 | 16 | 0 | 0 | 0 | 0 | 68.0 | 64 | 34 | 28 | 13 | 51 | 6 | 0 | 9 | 280 | .246 | 4 | 2 | 0 | 1 | 4 | 8 | 8 | 2 | .889 |

Connor Noland Career SEC Stats

| Year | ERA | W | L | App | GS | CG | SHO | CBO | SV | IP | H | R | ER | BB | SO | 2B | 3B | HR | BF | B/Avg | WP | HBP | BK | SFA | SHA | PO | A | E | FLD% |
|--------------|-------------|----------|----------|-----------|-----------|----------|----------|----------|----------|-------------|-----------|-----------|-----------|----------|-----------|----------|----------|----------|------------|-------------|----------|----------|----------|----------|----------|----------|----------|----------|-------------|
| 2019 | 3.95 | 1 | 4 | 10 | 10 | 0 | 0 | 0 | 0 | 43.1 | 44 | 22 | 19 | 7 | 34 | 4 | 0 | 6 | 177 | .263 | 3 | 0 | 0 | 0 | 3 | 5 | 5 | 1 | .909 |
| TOTAL | 3.95 | 1 | 4 | 10 | 10 | 0 | 0 | 0 | 0 | 43.1 | 44 | 22 | 19 | 7 | 34 | 4 | 0 | 6 | 177 | .263 | 3 | 0 | 0 | 0 | 3 | 5 | 5 | 1 | .909 |



RECORD RUNDOWN

| | |
|---|--------|
| Overall | 41-17 |
| vs. Top-5 Teams | 3-0 |
| vs. Top-10 Teams | 2-4 |
| vs. Top-25 Teams | 11-8 |
| vs. Unranked Teams | 26-6 |
| At home | 28-6 |
| On the road | 12-9 |
| At neutral sites | 1-2 |
| In day games | 20-11 |
| In night games | 21-6 |
| In extra innings | 2-1 |
| Vs. teams .500 or better | 29-14 |
| Vs. teams .500 or worse | 12-3 |
| Vs. left-handed starter | 16-5 |
| Vs. right-handed starter | 25-12 |
| When starter receives decision | 21-6 |
| When reliever receives decision | 20-11 |
| When starter goes 5+ innings | 23-6 |
| When starter goes less than 5 innings | 18-11 |
| When scoring first | 32-7 |
| When opponent scores first | 10-9 |
| When leading after 6 innings | 37-3 |
| When trailing after 6 innings | 1-10 |
| When tied after 6 innings | 3-4 |
| When leading after 8 innings | 35-0 |
| When trailing after 8 innings | 2-15 |
| When tied after 8 innings | 2-1 |
| In one-run games | 5-6 |
| In two-run games | 9-2 |
| Series W-L-T | 12-3-2 |
| Series sweeps/times swept | 6/0 |
| When scoring 0-2 runs | 1-8 |
| When scoring 3-5 runs | 11-5 |
| When scoring 6-9 runs | 10-4 |
| When scoring 10+ runs | 19-0 |
| Shutouts vs. times shut out | 4/1 |
| When opponent scores 5 runs or less | 13-6 |
| When opponent scores 5 runs or more | 8-11 |
| When collecting 0-3 hits | 0-0 |
| When collecting 4-6 hits | 7-6 |
| When collecting 7-9 hits | 8-6 |
| When collecting 10-12 hits | 12-3 |
| When collecting 13+ hits | 14-2 |
| When out-hitting opponent | 33-7 |
| When out-hit by opponent | 5-9 |
| When hits are equal | 3-1 |
| When hitting a home run | 29-10 |
| When opponent hits a home run | 16-12 |
| When errorless | 14-4 |
| When committing one error | 17-8 |
| When committing 2+ errors | 10-5 |
| When opponent is errorless | 10-6 |
| Vs. SEC | 21-12 |
| Vs. SEC East | 9-4 |
| Vs. SEC West | 12-8 |
| Vs. non-conference | 20-4 |
| Game 1 of weekend series | 12-2 |
| Game 2 of weekend series | 9-5 |
| Game 3 of weekend series | 10-5 |
| In February | 6-1 |
| In March | 16-5 |
| In April | 13-5 |
| In May | 6-6 |
| In June | 0-0 |

MULTIPLE-HIT GAMES

| Name | 2 | 3 | 4 | 5+ | Total |
|--------------------|----|----|----|----|-------|
| Dominic Fletcher | 16 | 6 | 1 | -- | 23 |
| Casey Martin | 16 | 5 | 2 | -- | 23 |
| Heston Kjerstad | 11 | 8 | 2 | -- | 21 |
| Jack Kenley | 18 | 2 | -- | -- | 20 |
| Trevor Ezell | 11 | 8 | -- | -- | 19 |
| Matt Goodheart | 15 | 3 | -- | -- | 18 |
| Christian Franklin | 10 | 3 | 1 | -- | 14 |
| Jacob Nesbit | 10 | 2 | -- | -- | 12 |
| Jordan McFarland | 5 | -- | -- | -- | 5 |
| Casey Opitz | 2 | 2 | 1 | -- | 5 |

CAREER MULTIPLE-HIT GAMES

| Name | 2016 | 2017 | 2018 | 2019 | Total |
|------------------|------|------|------|------|-------|
| Casey Martin | -- | -- | 29 | 23 | 52 |
| Jordan McFarland | -- | 7 | 9 | 5 | 21 |
| Jack Kenley | -- | 1 | 2 | 20 | 23 |
| Dominic Fletcher | -- | 18 | 23 | 23 | 64 |
| Casey Opitz | -- | -- | 2 | 5 | 7 |
| Heston Kjerstad | -- | -- | 24 | 21 | 45 |
| Zack Plunkett | -- | -- | -- | 1 | 1 |
| Trevor Ezell | 25 | 3 | 24 | 19 | 87 |
| Jacob Nesbit | -- | -- | -- | 12 | 12 |

MULTIPLE-RBI GAMES

| Name | 2 | 3 | 4 | 5+ | Total |
|--------------------|---|---|----|----|-------|
| Casey Martin | 8 | 3 | 3 | 1 | 15 |
| Dominic Fletcher | 9 | 4 | 1 | 1 | 15 |
| Jack Kenley | 5 | 5 | 1 | 1 | 12 |
| Trevor Ezell | 5 | 5 | 1 | -- | 11 |
| Heston Kjerstad | 7 | 1 | 1 | 2 | 11 |
| Jacob Nesbit | 6 | 2 | 1 | 1 | 10 |
| Christian Franklin | 3 | 5 | 1 | -- | 9 |
| Matt Goodheart | 6 | 2 | 1 | -- | 9 |
| Casey Opitz | 2 | 3 | -- | -- | 5 |

HITTING STREAKS

| Name | CURRENT | 2019 | CAREER |
|--------------------|---------|------|--------|
| Dominic Fletcher | 1 | 7 | 8 |
| Matt Goodheart | 1 | 14 | 14 |
| Jack Kenley | -- | 10 | 10 |
| Heston Kjerstad | 2 | 14 | 14 |
| Casey Martin | -- | 9 | 13 |
| Trevor Ezell | 1 | 12 | 12 |
| Christian Franklin | 1 | 5 | 5 |
| Casey Opitz | -- | 5 | 5 |
| Jacob Nesbit | -- | 15 | 15 |

REACHED BASE

| Name | CURRENT | 2019 | CAREER |
|------------------------|---------|------|--------|
| Casey Martin | 1 | 13 | 25 |
| Heston Kjerstad | 2 | 21 | 21 |
| Dominic Fletcher | 3 | 9 | 13 |
| Jordan McFarland | -- | 8 | 10 |
| Jack Kenley | -- | 22 | 22 |
| Casey Opitz | 1 | 10 | 10 |
| Trevor Ezell | 1 | 18 | 18 |
| Zack Plunkett | -- | 7 | 7 |
| Matt Goodheart | 1 | 24 | 24 |
| Jacob Nesbit | -- | 24 | 24 |
| Christian Franklin | 1 | 6 | 6 |
| Trey Harris | 2 | 5 | 5 |
| Curtis Washington, Jr. | -- | 4 | 4 |

HOME RUNS

| Career Home Runs | SOLO | 2R | 3R | GS | Total |
|-----------------------|------|----|----|----|-------|
| Dominic Fletcher | 16 | 10 | 5 | 1 | 32 |
| Heston Kjerstad | 16 | 6 | 4 | 1 | 27 |
| Casey Martin | 12 | 7 | 6 | 1 | 26 |
| Trevor Ezell | 4 | 2 | 2 | -- | 24 |
| Jack Kenley | 7 | 4 | -- | 1 | 12 |
| Jordan McFarland | 3 | 1 | -- | 1 | 5 |
| Christian Franklin | 3 | -- | 2 | 1 | 6 |
| Zack Plunkett | 1 | -- | 1 | -- | 2 |
| Jacob Nesbit | -- | 1 | 2 | -- | 3 |
| Matt Goodheart | 1 | 1 | 1 | -- | 3 |
| Casey Opitz | 1 | 1 | -- | -- | 2 |
| Casey Washington, Jr. | 1 | -- | -- | -- | 1 |

BREAKDOWN

| | |
|--|---------------------|
| Total | 78 |
| At Baum Stadium | 49 |
| On The Road | 25 |
| At Neutral Site | 4 |
| Vs. RHP | 55 |
| Vs. LHP | 23 |
| w/ 0 Outs | 23 |
| w/ 1 Out | 36 |
| w/ 2 Outs | 19 |
| Solo | 37 |
| Two-Run | 21 |
| Three-Run | 15 |
| Grand Slam | 5 |
| Back-To-Back | 4 |
| Pinch-Hit | 0 |
| Walk-Off | 0 |
| Before the 7th Inning | 58 |
| 7th Inning and Beyond | 20 |
| Opponent Total | 44 |
| Last HR Given Up | May 24 vs. Ole Miss |
| Longest Stretch Without HR Allowed | 4 |
| Current Streak of No HR Allowed | 0 |

| No. | Player | Gm# | Date | Opponent | Pitcher | On Base | Inn | Outs | Count | Score | Final |
|-----|---------------|-----|--------|-------------------|---------------|---------|-----|------|-------|-------|---------|
| 1. | T. Ezell | 1 | Feb 16 | Eastern Illinois | JONES | 0... | 3 | 2 | 1-0 | 0-0 | W 15-7 |
| 2. | C. Franklin | 1 | Feb 16 | Eastern Illinois | JONES | .2.. | 4 | 1 | 0-0 | 1-0 | W 15-7 |
| 3. | H. Kjerstad | 1 | Feb 16 | Eastern Illinois | JONES | .1.. | 4 | 1 | 1-0 | 4-0 | W 15-7 |
| 4. | J. Kenley | 1 | Feb 16 | Eastern Illinois | WOLFE | * 0... | 6 | 0 | 1-1 | 13-4 | W 15-7 |
| 5. | C. Martin | 5 | Feb 22 | at USC | Hurt, K. | .1.. | 5 | 0 | 3-1 | 3-4 | W 8-6 |
| 6. | D. Fletcher | 6 | Feb 23 | at USC | Clarke, C. | 0... | 10 | 1 | 0-0 | 3-3 | L 4-6 |
| 7. | T. Ezell | 10 | Mar 02 | Stony Brook | B. Clarke | .1.. | 4 | 2 | 0-0 | 7-3 | W 15-7 |
| 8. | J. Kenley | 10 | Mar 02 | Stony Brook | B. Bonanno | .1.. | 5 | 1 | 1-1 | 9-3 | W 15-7 |
| 9. | C. Franklin | 10 | Mar 02 | Stony Brook | B. Bonanno | 0... | 5 | 2 | 0-0 | 11-3 | W 15-7 |
| 10. | J. Kenley | 10 | Mar 02 | Stony Brook | L. Pulsipher | .1.. | 6 | 2 | 1-0 | 12-3 | W 15-7 |
| 11. | T. Ezell | 11 | Mar 06 | Charlotte | Szczypinski | * 0... | 6 | 0 | 3-1 | 2-0 | W 9-2 |
| 12. | D. Fletcher | 11 | Mar 06 | Charlotte | Gooding | .1.. | 7 | 1 | 2-0 | 7-0 | W 9-2 |
| 13. | Z. Plunkett | 13 | Mar 09 | Louisiana Tech | Robbins | * 0... | 2 | 0 | 1-1 | 0-1 | L 7-12 |
| 14. | C. Martin | 13 | Mar 09 | Louisiana Tech | Robbins | .2.. | 2 | 1 | 1-2 | 1-1 | L 7-12 |
| 15. | C. Martin | 14 | Mar 10 | Louisiana Tech | Bailey | .2.. | 2 | 2 | 3-2 | 1-0 | W 11-0 |
| 16. | C. Martin | 15 | Mar 12 | Western Illinois | DRAKE | 0... | 5 | 1 | 3-2 | 3-0 | W 8-0 |
| 17. | H. Kjerstad | 15 | Mar 12 | Western Illinois | CHEEK | .1.. | 7 | 0 | 1-0 | 5-0 | W 8-0 |
| 18. | J. Kenley | 19 | Mar 17 | Missouri | LaPlante | * 0... | 6 | 0 | 1-1 | 0-0 | W 3-2 |
| 19. | C. Franklin | 20 | Mar 19 | at Texas | Neely | ...3 | 2 | 1 | 0-0 | 1-0 | W 11-4 |
| 20. | H. Kjerstad | 20 | Mar 19 | at Texas | Neely | 0... | 2 | 2 | 1-0 | 5-0 | W 11-4 |
| 21. | H. Kjerstad | 22 | Mar 22 | at Alabama | Finnerty | 0... | 1 | 1 | 2-2 | 0-0 | W 12-3 |
| 22. | J. Nesbit | 22 | Mar 22 | at Alabama | Cobb | .1.. | 8 | 1 | 1-1 | 8-0 | W 12-3 |
| 23. | D. Fletcher | 22 | Mar 22 | at Alabama | Smith | 0... | 9 | 2 | 1-0 | 10-0 | W 12-3 |
| 24. | C. Martin | 24 | Mar 24 | at Alabama | Freeman | * 0... | 1 | 0 | 1-0 | 0-0 | W 10-2 |
| 25. | D. Fletcher | 24 | Mar 24 | at Alabama | Medders | 0... | 8 | 2 | 3-2 | 9-2 | W 10-2 |
| 26. | H. Kjerstad | 25 | Mar 26 | at Missouri State | Wthrspoon, N. | * 0... | 9 | 0 | 0-1 | 6-2 | W 8-2 |
| 27. | J. Kenley | 27 | Mar 30 | Ole Miss | D. Nihazy | .1.. | 4 | 0 | 1-2 | 0-1 | L 3-4 |
| 28. | C. Franklin | 27 | Mar 30 | Ole Miss | D. Nihazy | 0... | 4 | 2 | 0-1 | 2-1 | L 3-4 |
| 29. | C. Martin | 28 | Mar 31 | Ole Miss | C. Green | .1.. | 5 | 1 | 0-1 | 2-4 | L 5-10 |
| 30. | J. Kenley | 29 | Apr 02 | Little Rock | Daily, E. | 0... | 8 | 2 | 1-2 | 6-16 | L 7-17 |
| 31. | H. Kjerstad | 30 | Apr 05 | at Auburn | Burns, T. | .1.. | 5 | 1 | 1-1 | 1-0 | L 3-6 |
| 32. | T. Ezell | 31 | Apr 05 | at Auburn | Skipper, C. | .1.. | 12 | 1 | 1-2 | 4-4 | W 9-6 |
| 33. | H. Kjerstad | 31 | Apr 05 | at Auburn | Skipper, C. | * 0... | 15 | 0 | 2-2 | 6-6 | W 9-6 |
| 34. | T. Ezell | 32 | Apr 06 | at Auburn | Fitts, R. | .2.. | 5 | 1 | 1-1 | 2-0 | W 8-0 |
| 35. | H. Kjerstad | 33 | Apr 09 | Oral Roberts | S. Rainwater | ...3 | 4 | 1 | 1-0 | 1-3 | W 15-8 |
| 36. | H. Kjerstad | 33 | Apr 09 | Oral Roberts | S. Henson | 0... | 8 | 1 | 0-0 | 11-8 | W 15-8 |
| 37. | M. Goodheart | 33 | Apr 09 | Oral Roberts | S. Henson | .2.. | 8 | 1 | 3-1 | 12-8 | W 15-8 |
| 38. | C. Opitz | 36 | Apr 14 | at Vanderbilt | Raby | * 0... | 4 | 0 | 1-0 | 3-7 | W 14-12 |
| 39. | D. Fletcher | 37 | Apr 16 | Ark - Pine Bluff | Race Tittle | .2.. | 3 | 1 | 0-0 | 9-1 | W 16-4 |
| 40. | J. Kenley | 37 | Apr 16 | Ark - Pine Bluff | Peyton Burks | * 0... | 5 | 0 | 2-1 | 12-2 | W 16-4 |
| 41. | C. Martin | 37 | Apr 16 | Ark - Pine Bluff | Peyton Burks | .2.. | 5 | 2 | 0-1 | 13-2 | W 16-4 |
| 42. | D. Fletcher | 38 | Apr 18 | Mississippi St. | Self | .1.. | 8 | 2 | 1-1 | 3-2 | W 5-3 |
| 43. | C. Martin | 39 | Apr 19 | Mississippi St. | Plumlee | ...3 | 2 | 1 | 0-0 | 1-0 | W 12-5 |
| 44. | J. Nesbit | 40 | Apr 20 | Mississippi St. | Barlow | .2.. | 6 | 1 | 0-1 | 4-0 | W 10-2 |
| 45. | J. McFarland | 41 | Apr 23 | Northwestern St. | Swanson, K. | .1.. | 2 | 1 | 1-0 | 0-0 | W 19-2 |
| 46. | H. Kjerstad | 41 | Apr 23 | Northwestern St. | Swanson, K. | 0... | 3 | 1 | 1-2 | 3-0 | W 19-2 |
| 47. | J. Kenley | 41 | Apr 23 | Northwestern St. | Vasquez, J. | 0... | 3 | 1 | 0-0 | 4-0 | W 19-2 |
| 48. | C. Washington | 41 | Apr 23 | Northwestern St. | Daigle, E. | * 0... | 7 | 0 | 3-1 | 9-2 | W 19-2 |
| 49. | D. Fletcher | 41 | Apr 23 | Northwestern St. | Ohnoutka, D. | .1.. | 7 | 0 | 1-1 | 12-2 | W 19-2 |
| 50. | D. Fletcher | 42 | Apr 24 | Northwestern St. | Maddox, J. | ...3 | 1 | 0 | 1-0 | 0-1 | L 10-7 |
| 51. | J. Nesbit | 43 | Apr 26 | Tennessee | Crochet, G. | .2.. | 5 | 1 | 0-1 | 4-7 | W 11-9 |
| 52. | T. Ezell | 43 | Apr 26 | Tennessee | Schultz, A. | * 0... | 6 | 0 | 2-1 | 7-7 | W 11-9 |
| 53. | J. McFarland | 44 | Apr 27 | Tennessee | Stallings, G. | * 0... | 3 | 0 | 0-0 | 0-0 | W 15-3 |
| 54. | C. Martin | 44 | Apr 27 | Tennessee | Stallings, G. | .2.. | 3 | 0 | 2-1 | 1-0 | W 15-3 |
| 55. | H. Kjerstad | 44 | Apr 27 | Tennessee | Neely | * 0... | 6 | 0 | 0-0 | 8-2 | W 15-3 |
| 56. | H. Kjerstad | 44 | Apr 27 | Tennessee | Heflin | .2.. | 7 | 1 | 0-0 | 11-2 | W 15-3 |
| 57. | J. Kenley | 45 | Apr 28 | Tennessee | Linginfelter | 0 ... | 2 | 1 | 1-1 | 0-0 | W 4-3 |
| 58. | C. Franklin | 45 | Apr 28 | Tennessee | Walsh | 0 ... | 9 | 1 | 2-1 | 2-3 | W 4-3 |
| 59. | Z. Plunkett | 46 | Apr 30 | Grambling St. | K. Woodard | .2.. | 1 | 2 | 1-2 | 3-1 | W 17-3 |
| 60. | C. Martin | 46 | Apr 30 | Grambling St. | J. Bonilla | .1.. | 4 | 0 | 2-1 | 7-2 | W 17-3 |
| 61. | H. Kjerstad | 46 | Apr 30 | Grambling St. | Whitaker, Jr | .2.. | 8 | 1 | 1-0 | 14-3 | W 17-3 |
| 62. | C. Martin | 47 | May 3 | at Kentucky | J. Ramsey | 0... | 2 | 1 | 0-1 | 4-0 | W 5-2 |
| 63. | D. Fletcher | 48 | May 5 | at Kentucky | D. Marsh | .1.. | 6 | 0 | 0-0 | 0-1 | W 9-1 |
| 64. | C. Franklin | 48 | May 5 | at Kentucky | T. Burchett | .2.. | 7 | 2 | 2-0 | 6-1 | W 9-1 |
| 65. | C. Martin | 50 | May 9 | LSU | Hilliard | 0... | 1 | 1 | 2-2 | 0-1 | W 14-4 |
| 66. | C. Opitz | 50 | May 9 | LSU | Hilliard | .1.. | 2 | 2 | 0-0 | 1-2 | W 14-4 |
| 67. | D. Fletcher | 50 | May 9 | LSU | Hilliard | .1.. | 3 | 1 | 3-2 | 4-2 | W 14-4 |
| 68. | T. Ezell | 50 | May 9 | LSU | Threadgill | * 0... | 4 | 0 | 2-1 | 6-2 | W 14-4 |
| 69. | J. Kenley | 50 | May 9 | LSU | Threadgill | ...3 | 4 | 1 | 1-0 | 7-2 | W 14-4 |
| 70. | H. Kjerstad | 51 | May 10 | LSU | Hess | 0... | 6 | 1 | 2-1 | 2-3 | W 11-6 |
| 71. | T. Ezell | 53 | May 16 | at Texas A&M | Weber | .2.. | 3 | 1 | 3-2 | 0-0 | W 7-3 |
| 72. | C. Martin | 53 | May 16 | at Texas A&M | Weber | 0... | 5 | 2 | 2-2 | 3-2 | W 7-3 |
| 73. | M. Goodheart | 53 | May 16 | at Texas A&M | Weber | 0... | 5 | 2 | 1-1 | 4-2 | W 7-3 |
| 74. | J. Kenley | 53 | May 16 | at Texas A&M | Jozwiak | 0... | 6 | 1 | 3-1 | 5-2 | W 7-3 |
| 75. | C. Martin | 53 | May 16 | at Texas A&M | Nelson | 0... | 9 | 2 | 1-0 | 6-3 | W 7-3 |
| 76. | J. Kenley | 54 | May 17 | at Texas A&M | Doxakis | .1.. | 4 | 2 | 3-2 | 0-4 | L 6-2 |
| 77. | C. Martin | 55 | May 18 | at Texas A&M | Roa | 0... | 1 | 1 | 0-0 | 0-0 | L 6-1 |
| 78. | M. Goodheart | 58 | May 24 | vs. Ole Miss | G. Hoglund | .1.. | 4 | 1 | 1-2 | 0-0 | L 3-2 |

* - indicates lead-off home run



STARTERS GAME-BY-GAME

| Opponent | W-L | IP | H | R | ER | BB | K |
|-----------------|-----------|-----|---|---|----|----|----|
| East. Illinois | W | 5.0 | 5 | 3 | 3 | 0 | 5 |
| East. Illinois | -- | 4.2 | 4 | 1 | 0 | 2 | 4 |
| East. Illinois | -- | 5.0 | 2 | 1 | 1 | 0 | 4 |
| @ USC | -- | 3.2 | 1 | 3 | 3 | 2 | 8 |
| @ USC | W | 5.1 | 6 | 6 | 3 | 2 | 5 |
| @ USC | -- | 4.0 | 3 | 2 | 2 | 2 | 2 |
| Memphis | -- | 3.0 | 3 | 2 | 2 | 1 | 4 |
| Stony Brook | W | 7.0 | 3 | 0 | 0 | 1 | 13 |
| Stony Brook | -- | 3.1 | 5 | 3 | 3 | 1 | 5 |
| Stony Brook | -- | 3.0 | 6 | 3 | 3 | 1 | 1 |
| Charlotte | CANCELLED | | | | | | |
| Charlotte | W | 5.0 | 1 | 0 | 0 | 3 | 8 |
| La. Tech | -- | 6.0 | 7 | 2 | 2 | 0 | 10 |
| La. Tech | -- | 5.0 | 3 | 4 | 3 | 1 | 3 |
| La. Tech | W | 6.0 | 2 | 0 | 0 | 1 | 11 |
| W. Illinois | W | 5.0 | 1 | 0 | 0 | 1 | 8 |
| W. Illinois | W | 3.0 | 2 | 0 | 0 | 0 | 3 |
| Missouri | W | 7.0 | 2 | 0 | 0 | 1 | 11 |
| Missouri | -- | 4.2 | 4 | 1 | 1 | 1 | 4 |
| Missouri | -- | 5.0 | 3 | 0 | 0 | 2 | 7 |
| @ Texas | -- | 4.0 | 5 | 4 | 4 | 1 | 3 |
| @ Texas | -- | 2.0 | 1 | 0 | 0 | 1 | 1 |
| @ Alabama | W | 7.0 | 5 | 0 | 0 | 1 | 7 |
| @ Alabama | L | 1.2 | 3 | 3 | 3 | 2 | 0 |
| @ Alabama | W | 5.0 | 3 | 2 | 1 | 3 | 3 |
| @ Missouri St. | -- | 2.0 | 0 | 0 | 0 | 0 | 5 |
| Ole Miss | W | 7.0 | 4 | 2 | 2 | 2 | 5 |
| Ole Miss | -- | 4.2 | 7 | 2 | 2 | 1 | 3 |
| Ole Miss | -- | 4.0 | 5 | 2 | 2 | 5 | 2 |
| Little Rock | -- | 3.1 | 3 | 3 | 0 | 2 | 5 |
| @ Auburn | -- | 6.2 | 7 | 3 | 3 | 3 | 3 |
| @ Auburn | -- | 4.2 | 5 | 3 | 3 | 0 | 2 |
| @ Auburn | W | 5.0 | 2 | 0 | 0 | 3 | 6 |
| Oral Roberts | -- | 2.0 | 3 | 3 | 3 | 0 | 2 |
| @ Vanderbilt | L | 7.2 | 6 | 3 | 3 | 0 | 9 |
| @ Vanderbilt | L | 0.0 | 4 | 5 | 5 | 1 | 0 |
| @ Vanderbilt | -- | 2.0 | 6 | 6 | 6 | 4 | 1 |
| Ark. Pine Bluff | W | 2.0 | 2 | 0 | 0 | 0 | 2 |
| Mississippi St. | W | 7.2 | 5 | 2 | 2 | 0 | 10 |
| Mississippi St. | -- | 4.0 | 3 | 2 | 2 | 3 | 6 |
| Mississippi St. | W | 7.2 | 4 | 0 | 0 | 0 | 5 |
| NW State | W | 5.0 | 5 | 1 | 1 | 1 | 5 |
| NW State | -- | 3.0 | 5 | 4 | 4 | 0 | 3 |
| Tennessee | -- | 4.2 | 6 | 7 | 3 | 3 | 3 |
| Tennessee | W | 5.2 | 4 | 2 | 2 | 2 | 7 |
| Tennessee | -- | 7.0 | 2 | 1 | 0 | 1 | 10 |
| Grambling St. | -- | 4.0 | 5 | 3 | 2 | 4 | 7 |
| @ Kentucky | W | 7.0 | 5 | 1 | 1 | 0 | 6 |
| @ Kentucky | W | 5.0 | 4 | 1 | 1 | 1 | 6 |
| @ Kentucky | L | 3.1 | 6 | 4 | 4 | 1 | 4 |
| LSU | W | 6.0 | 4 | 2 | 2 | 1 | 4 |
| LSU | -- | 3.1 | 5 | 3 | 3 | 2 | 4 |
| LSU | -- | 5.1 | 4 | 0 | 0 | 0 | 3 |
| @ Texas A&M | W | 6.0 | 6 | 2 | 1 | 1 | 6 |
| @ Texas A&M | L | 1.2 | 3 | 4 | 4 | 3 | 2 |
| @ Texas A&M | L | 4.1 | 5 | 3 | 1 | 0 | 3 |
| vs. Ole Miss | -- | 4.1 | 2 | 2 | 2 | 1 | 4 |
| vs. Georgia | -- | 5.0 | 2 | 0 | 0 | 3 | 3 |
| vs. Ole Miss | -- | 5.0 | 2 | 1 | 1 | 1 | 2 |

BULLPEN GAME-BY-GAME

| Opponent | W-L | IP | H | R | ER | BB | K |
|-----------------|-----------|------|----|----|----|----|----|
| East. Illinois | -- | 4.0 | 6 | 4 | 4 | 2 | 3 |
| East. Illinois | W | 4.1 | 5 | 1 | 0 | 2 | 5 |
| East. Illinois | W | 4.0 | 4 | 2 | 2 | 1 | 5 |
| @ USC | W | 5.1 | 3 | 0 | 0 | 2 | 6 |
| @ USC | -- | 3.2 | 3 | 0 | 0 | 0 | 1 |
| @ USC | L | 5.2 | 6 | 4 | 4 | 0 | 5 |
| Memphis | W | 6.0 | 3 | 1 | 1 | 1 | 8 |
| Stony Brook | S | 2.0 | 3 | 1 | 1 | 1 | 5 |
| Stony Brook | W-S | 5.2 | 3 | 0 | 0 | 1 | 6 |
| Stony Brook | W | 6.0 | 4 | 4 | 4 | 6 | 9 |
| Charlotte | CANCELLED | | | | | | |
| Charlotte | -- | 4.0 | 2 | 2 | 2 | 3 | 6 |
| La. Tech | W | 3.0 | 0 | 0 | 0 | 1 | 4 |
| La. Tech | L | 4.0 | 8 | 8 | 4 | 1 | 6 |
| La. Tech | -- | 3.0 | 1 | 0 | 0 | 2 | 5 |
| W. Illinois | -- | 4.0 | 0 | 0 | 0 | 2 | 6 |
| W. Illinois | -- | 5.0 | 2 | 1 | 1 | 1 | 7 |
| Missouri | S | 2.0 | 0 | 0 | 0 | 2 | 4 |
| Missouri | W-S | 4.1 | 3 | 2 | 2 | 0 | 2 |
| Missouri | W | 4.0 | 2 | 2 | 2 | 1 | 4 |
| @ Texas | W | 5.0 | 1 | 0 | 0 | 1 | 6 |
| @ Texas | L | 6.0 | 5 | 7 | 6 | 13 | 4 |
| @ Alabama | -- | 2.0 | 2 | 3 | 3 | 2 | 1 |
| @ Alabama | -- | 6.1 | 6 | 7 | 7 | 5 | 2 |
| @ Alabama | -- | 4.0 | 2 | 0 | 0 | 2 | 7 |
| @ Missouri St. | W | 7.0 | 7 | 2 | 2 | 3 | 5 |
| Ole Miss | S | 2.0 | 2 | 1 | 1 | 2 | 3 |
| Ole Miss | L | 4.1 | 5 | 2 | 2 | 0 | 2 |
| Ole Miss | L | 5.0 | 9 | 8 | 8 | 7 | 4 |
| Little Rock | L | 5.2 | 13 | 14 | 10 | 4 | 3 |
| @ Auburn | L | 1.1 | 4 | 3 | 3 | 0 | 2 |
| @ Auburn | W | 10.2 | 6 | 3 | 1 | 9 | 10 |
| @ Auburn | -- | 4.0 | 3 | 0 | 0 | 1 | 4 |
| Oral Roberts | W | 7.0 | 7 | 5 | 4 | 4 | 5 |
| @ Vanderbilt | -- | 0.1 | 0 | 0 | 0 | 0 | 1 |
| @ Vanderbilt | -- | 8.0 | 8 | 7 | 7 | 6 | 8 |
| @ Vanderbilt | W-S | 7.2 | 6 | 6 | 6 | 7 | 8 |
| Ark. Pine Bluff | -- | 5.0 | 7 | 4 | 3 | 8 | 6 |
| Mississippi St. | S | 1.1 | 1 | 1 | 1 | 1 | 3 |
| Mississippi St. | W | 5.0 | 2 | 3 | 3 | 2 | 5 |
| Mississippi St. | -- | 1.1 | 2 | 2 | 2 | 3 | 1 |
| NW State | -- | 3.0 | 3 | 1 | 1 | 1 | 3 |
| NW State | L | 6.1 | 5 | 6 | 6 | 5 | 6 |
| Tennessee | W | 4.1 | 6 | 2 | 2 | 0 | 3 |
| Tennessee | -- | 2.2 | 3 | 1 | 1 | 1 | 4 |
| Tennessee | W | 2.1 | 4 | 2 | 2 | 0 | 1 |
| Grambling St. | W | 5.0 | 1 | 0 | 0 | 3 | 8 |
| @ Kentucky | S | 2.0 | 1 | 1 | 1 | 2 | 0 |
| @ Kentucky | -- | 2.0 | 0 | 0 | 0 | 1 | 5 |
| @ Kentucky | L | 2.2 | 0 | 0 | 0 | 0 | 4 |
| LSU | -- | 3.0 | 3 | 2 | 2 | 0 | 1 |
| LSU | W | 5.2 | 4 | 3 | 3 | 1 | 6 |
| LSU | L | 3.2 | 3 | 3 | 3 | 3 | 4 |
| @ Texas A&M | -- | 3.0 | 5 | 1 | 1 | 1 | 1 |
| @ Texas A&M | -- | 6.1 | 4 | 2 | 2 | 3 | 7 |
| @ Texas A&M | -- | 3.2 | 4 | 3 | 1 | 0 | 3 |
| vs. Ole Miss | W | 4.2 | 3 | 1 | 1 | 1 | 8 |
| vs. Georgia | L | 3.0 | 4 | 3 | 3 | 2 | 3 |
| vs. Ole Miss | L | 3.0 | 1 | 2 | 2 | 3 | 1 |

RECORD PER STARTER

| Pitcher (Total Starts) | Record |
|-------------------------|--------|
| Isaiah Campbell (15) | 12-3 |
| Connor Noland (16) | 7-9 |
| Jacob Kostyshock (1) | 1-0 |
| Cody Scroggins (7) | 6-1 |
| Patrick Wicklander (13) | 11-2 |
| Marshall Denton (4) | 2-2 |
| Kole Ramage (2) | 2-0 |

QUALITY STARTS

| Pitcher (Total Starts) | QS | Record |
|------------------------|----|--------|
| Isaiah Campbell (15) | 11 | 9-2 |
| Cody Scroggins (7) | 1 | 1-0 |
| Connor Noland (16) | 2 | 2-0 |

RUN SUPPORT

| Pitcher (Total Starts) | Runs | Per Start |
|-------------------------|------|-----------|
| Isaiah Campbell (15) | 98 | 6.5 |
| Connor Noland (16) | 94 | 5.9 |
| Cody Scroggins (7) | 53 | 7.6 |
| Jacob Kostyshock (1) | 3 | 3.0 |
| Patrick Wicklander (13) | 115 | 8.4 |
| Marshall Denton (4) | 39 | 9.8 |
| Kole Ramage (2) | 36 | 18.0 |



2019 RECORD: 41-17 • HOME: 28-6 • AWAY: 12-9 • NEUTRAL: 1-2 • SEC: 20-10 • NCAA TOURNAMENT: 0-0

| Date | Opposing team | 1 | 2 | 3 | 4 | 5 | 6 | 7 | 8 | 9 |
|----------------|----------------------|--------|----------|-----------|----------|-----------|-----------|-----------|-----------|-----------------|
| Feb. 16, 2019 | EASTERN ILLINOIS -1 | Martin | Kjerstad | Ezell | Fletcher | Goodheart | Opitz | Kenley | Nesbit | Franklin |
| Feb. 16, 2019 | EASTERN ILLINOIS - 2 | Martin | Kjerstad | Ezell | Fletcher | Goodheart | McFarland | Kenley | Plunkett | Nesbit |
| Feb. 17, 2019 | EASTERN ILLINOIS | Martin | Kjerstad | Ezell | Fletcher | Goodheart | Opitz | Kenley | McFarland | Nesbit |
| Feb. 21, 2019 | at USC | Martin | Kjerstad | Ezell | Fletcher | Goodheart | Opitz | Kenley | Nesbit | Franklin |
| Feb. 22, 2019 | at USC | Martin | Kjerstad | Ezell | Fletcher | Goodheart | Opitz | Kenley | Nesbit | Franklin |
| Feb. 23, 2019 | at USC | Martin | Kjerstad | Ezell | Fletcher | McFarland | Kenley | Plunkett | Nesbit | Franklin |
| Feb. 27, 2019 | MEMPHIS | Martin | Kjerstad | Ezell | Fletcher | Harris | Plunkett | Kenley | Nesbit | Franklin |
| March 1, 2019 | STONY BROOK-1 | Martin | Kjerstad | Ezell | Fletcher | Goodheart | Opitz | Kenley | Nesbit | Franklin |
| March 1, 2019 | STONY BROOK-2 | Martin | Kjerstad | Ezell | Fletcher | McFarland | Plunkett | Kenley | Nesbit | Franklin |
| March 2, 2019 | STONY BROOK | Martin | Kjerstad | Ezell | Fletcher | Opitz | Harris | Kenley | Nesbit | Franklin |
| March 6, 2019 | CHARLOTTE | Martin | Kjerstad | Ezell | Fletcher | Opitz | Harris | Kenley | Nesbit | Franklin |
| March 8, 2019 | LOUISIANA TECH | Martin | Kjerstad | Ezell | Fletcher | Opitz | Goodheart | Kenley | Nesbit | Franklin |
| March 9, 2019 | LOUISIANA TECH | Martin | Kjerstad | Ezell | Fletcher | Harris | Plunkett | Franklin | Kenley | Nesbit |
| March 10, 2019 | LOUISIANA TECH | Martin | Kjerstad | Ezell | Fletcher | Opitz | Harris | Kenley | Nesbit | Franklin |
| March 12, 2019 | WESTERN ILLINOIS | Martin | Kjerstad | Ezell | Fletcher | Harris | Opitz | McFarland | Nesbit | Franklin |
| March 13, 2019 | WESTERN ILLINOIS | Martin | Kjerstad | Ezell | Fletcher | McFarland | Kenley | Plunkett | Nesbit | Washington, Jr. |
| March 15, 2019 | MISSOURI* | Martin | Kjerstad | Ezell | Fletcher | Opitz | Goodheart | Kenley | Nesbit | Franklin |
| March 16, 2019 | MISSOURI* | Martin | Kjerstad | Ezell | Fletcher | Opitz | Goodheart | Kenley | Nesbit | Franklin |
| March 17, 2019 | MISSOURI* | Martin | Kjerstad | Ezell | Fletcher | Opitz | Goodheart | Kenley | Nesbit | Franklin |
| March 19, 2019 | at Texas | Martin | Kjerstad | Ezell | Fletcher | Opitz | Goodheart | Kenley | Nesbit | Franklin |
| March 20, 2019 | at Texas | Martin | Kjerstad | Ezell | Fletcher | McFarland | Kenley | Nesbit | Plunkett | Franklin |
| March 22, 2019 | at Alabama* | Martin | Kjerstad | Ezell | Fletcher | Opitz | Goodheart | Kenley | Nesbit | Franklin |
| March 23, 2019 | at Alabama* | Martin | Kjerstad | Ezell | Fletcher | Opitz | Harris | Kenley | Nesbit | Franklin |
| March 24, 2019 | at Alabama* | Martin | Kjerstad | Ezell | Fletcher | Opitz | Goodheart | Kenley | Nesbit | Franklin |
| March 26, 2019 | at Missouri State | Martin | Kjerstad | Ezell | Fletcher | Goodheart | Kenley | Nesbit | Plunkett | Franklin |
| March 29, 2019 | OLE MISS* | Martin | Kjerstad | Ezell | Fletcher | Goodheart | Kenley | Nesbit | Opitz | Franklin |
| March 30, 2019 | OLE MISS* | Martin | Kjerstad | Ezell | Fletcher | Goodheart | Kenley | Nesbit | Opitz | Franklin |
| March 31, 2019 | OLE MISS* | Martin | Kjerstad | Ezell | Fletcher | Goodheart | Kenley | Opitz | Nesbit | Franklin |
| April 2, 2019 | LITTLE ROCK | Ezell | Martin | Kjerstad | Fletcher | Goodheart | Kenley | Nesbit | Franklin | Plunkett |
| April 5, 2019 | at Auburn-1* | Ezell | Kjerstad | Martin | Fletcher | Goodheart | Kenley | Nesbit | Franklin | Opitz |
| April 5, 2019 | at Auburn-2* | Ezell | Kjerstad | Martin | Fletcher | Harris | Franklin | Nesbit | Kenley | Plunkett |
| April 6, 2019 | at Auburn* | Ezell | Kjerstad | Martin | Fletcher | Goodheart | Kenley | Nesbit | Opitz | Franklin |
| April 9, 2019 | ORAL ROBERTS | Ezell | Kjerstad | Martin | Fletcher | Goodheart | Kenley | McFarland | Plunkett | Washington, Jr. |
| April 12, 2019 | at Vanderbilt* | Ezell | Kjerstad | Martin | Fletcher | Goodheart | Kenley | Nesbit | Opitz | Franklin |
| April 13, 2019 | at Vanderbilt* | Ezell | Kjerstad | Martin | Fletcher | Goodheart | Kenley | Nesbit | Opitz | Franklin |
| April 14, 2019 | at Vanderbilt* | Ezell | Martin | Goodheart | Fletcher | Kjerstad | Kenley | Nesbit | Opitz | Franklin |
| April 16, 2019 | ARK.- PINE BLUFF | Ezell | Martin | Goodheart | Fletcher | Kjerstad | Kenley | McFarland | Plunkett | Washington, Jr. |
| April 18, 2019 | MISSISSIPPI STATE* | Ezell | Martin | Goodheart | Fletcher | Kjerstad | Kenley | Nesbit | Opitz | Franklin |
| April 19, 2019 | MISSISSIPPI STATE* | Ezell | Martin | Goodheart | Fletcher | Kjerstad | Kenley | Nesbit | Opitz | Franklin |
| April 20, 2019 | MISSISSIPPI STATE* | Ezell | Martin | Goodheart | Fletcher | Kenley | McFarland | Opitz | Nesbit | Franklin |
| April 23, 2019 | NORTHWESTERN STATE | Ezell | Martin | Goodheart | Fletcher | Kjerstad | Kenley | McFarland | Plunkett | Washington, Jr. |
| April 24, 2019 | NORTHWESTERN STATE | Ezell | Martin | Goodheart | Fletcher | Kjerstad | Kenley | Nesbit | Plunkett | Franklin |
| April 26, 2019 | TENNESSEE* | Ezell | Martin | Goodheart | Fletcher | Kjerstad | Kenley | Nesbit | Opitz | Franklin |
| April 27, 2019 | TENNESSEE* | Ezell | Martin | Kjerstad | Fletcher | Kenley | Nesbit | Opitz | McFarland | Franklin |
| April 28, 2019 | TENNESSEE* | Ezell | Martin | Kjerstad | Fletcher | Kenley | Nesbit | Opitz | McFarland | Franklin |
| April 30, 2019 | vs. Grambling St. | Ezell | Martin | Kjerstad | Fletcher | Kenley | Harris | McFarland | Plunkett | Washington, Jr. |
| May 3, 2019 | at Kentucky* | Ezell | Martin | Goodheart | Fletcher | Kjerstad | Kenley | Nesbit | Opitz | Franklin |
| May 5, 2019 | at Kentucky-1* | Ezell | Martin | Goodheart | Fletcher | Kjerstad | Kenley | Nesbit | Opitz | Franklin |
| May 5, 2019 | at Kentucky-2* | Ezell | Martin | Goodheart | Fletcher | Kjerstad | Kenley | Nesbit | Opitz | Franklin |
| May 9, 2019 | LSU* | Ezell | Martin | Goodheart | Fletcher | Kjerstad | Kenley | Nesbit | Opitz | Franklin |
| May 10, 2019 | LSU* | Ezell | Martin | Goodheart | Fletcher | Kjerstad | Kenley | Nesbit | Opitz | Franklin |
| May 11, 2019 | LSU* | Ezell | Martin | Goodheart | Fletcher | Kjerstad | Kenley | Nesbit | Opitz | Franklin |
| May 16, 2019 | at Texas A&M* | Ezell | Martin | Goodheart | Fletcher | Kjerstad | Kenley | Franklin | Opitz | Nesbit |
| May 17, 2019 | at Texas A&M* | Ezell | Martin | Goodheart | Fletcher | Kjerstad | Kenley | Franklin | Opitz | Nesbit |
| May 18, 2019 | at Texas A&M* | Ezell | Martin | Goodheart | Fletcher | Kjerstad | Kenley | Franklin | Opitz | Nesbit |
| May 22, 2019 | vs. Ole Miss | Ezell | Martin | Goodheart | Fletcher | Kjerstad | Kenley | Franklin | Opitz | Nesbit |
| May 23, 2019 | vs. Georgia | Ezell | Martin | Goodheart | Fletcher | Kjerstad | Kenley | Opitz | Nesbit | Franklin |
| May 24, 2019 | vs. Ole Miss | Ezell | Martin | Goodheart | Fletcher | Kjerstad | Kenley | McFarland | Plunkett | Washington, Jr. |



|| GAME-BY-GAME DEFENSIVE LINEUPS

2019 RECORD: 41-17 • **HOME:** 28-6 • **AWAY:** 12-9 • **NEUTRAL:** 1-2 • **SEC:** 20-10 • **NCAA TOURNAMENT:** 0-0

| Date | Opposing team | C | 1B | 2B | 3B | SS | LF | CF | RF | DH |
|----------------|----------------------|----------|-----------|--------|--------|--------|-----------------|----------|-----------|-----------|
| Feb. 16, 2019 | EASTERN ILLINOIS -1 | Opitz | Ezell | Kenley | Nesbit | Martin | Franklin | Fletcher | Kjerstad | Goodheart |
| Feb. 16, 2019 | EASTERN ILLINOIS - 2 | Plunkett | Ezell | Kenley | Nesbit | Martin | Goodheart | Fletcher | Kjerstad | McFarland |
| Feb. 17, 2019 | EASTERN ILLINOIS | Opitz | Ezell | Kenley | Nesbit | Martin | Goodheart | Fletcher | Kjerstad | McFarland |
| Feb. 21, 2019 | at USC | Opitz | Ezell | Kenley | Nesbit | Martin | Franklin | Fletcher | Kjerstad | Goodheart |
| Feb. 22, 2019 | at USC | Opitz | Ezell | Kenley | Nesbit | Martin | Franklin | Fletcher | Kjerstad | Goodheart |
| Feb. 23, 2019 | at USC | Plunkett | Ezell | Kenley | Nesbit | Martin | Franklin | Fletcher | Kjerstad | McFarland |
| Feb. 27, 2019 | MEMPHIS | Plunkett | Ezell | Kenley | Nesbit | Martin | Franklin | Fletcher | Kjerstad | Harris |
| March 1, 2019 | STONY BROOK-1 | Opitz | Ezell | Kenley | Nesbit | Martin | Franklin | Fletcher | Kjerstad | Goodheart |
| March 1, 2019 | STONY BROOK-2 | Plunkett | Ezell | Kenley | Nesbit | Martin | Franklin | Fletcher | Kjerstad | McFarland |
| March 2, 2019 | STONY BROOK | Opitz | Ezell | Kenley | Nesbit | Martin | Franklin | Fletcher | Kjerstad | Harris |
| March 6, 2019 | CHARLOTTE | Opitz | Ezell | Kenley | Nesbit | Martin | Franklin | Fletcher | Kjerstad | Harris |
| March 8, 2019 | LOUISIANA TECH | Opitz | Ezell | Kenley | Nesbit | Martin | Franklin | Fletcher | Kjerstad | Goodheart |
| March 9, 2019 | LOUISIANA TECH | Plunkett | Ezell | Kenley | Nesbit | Martin | Franklin | Fletcher | Kjerstad | Harris |
| March 10, 2019 | LOUISIANA TECH | Opitz | Ezell | Kenley | Nesbit | Martin | Franklin | Fletcher | Kjerstad | Harris |
| March 12, 2019 | WESTERN ILLINOIS | Opitz | McFarland | Ezell | Nesbit | Martin | Franklin | Fletcher | Kjerstad | Harris |
| March 13, 2019 | WESTERN ILLINOIS | Plunkett | Ezell | Kenley | Nesbit | Martin | Washington, Jr. | Fletcher | Kjerstad | McFarland |
| March 15, 2019 | MISSOURI* | Opitz | Ezell | Kenley | Nesbit | Martin | Franklin | Fletcher | Kjerstad | Goodheart |
| March 16, 2019 | MISSOURI* | Opitz | Ezell | Kenley | Nesbit | Martin | Franklin | Fletcher | Kjerstad | Goodheart |
| March 17, 2019 | MISSOURI* | Opitz | Ezell | Kenley | Nesbit | Martin | Franklin | Fletcher | Kjerstad | Goodheart |
| March 19, 2019 | at Texas | Opitz | Ezell | Kenley | Nesbit | Martin | Franklin | Fletcher | Kjerstad | Goodheart |
| March 20, 2019 | at Texas | Plunkett | Ezell | Kenley | Nesbit | Martin | Franklin | Fletcher | Kjerstad | McFarland |
| March 22, 2019 | at Alabama* | Opitz | Ezell | Kenley | Nesbit | Martin | Franklin | Fletcher | Kjerstad | Goodheart |
| March 23, 2019 | at Alabama* | Opitz | Ezell | Kenley | Nesbit | Martin | Franklin | Fletcher | Kjerstad | Harris |
| March 24, 2019 | at Alabama* | Opitz | Ezell | Kenley | Nesbit | Martin | Franklin | Fletcher | Kjerstad | Goodheart |
| March 26, 2019 | at Missouri State | Opitz | Ezell | Kenley | Nesbit | Martin | Franklin | Fletcher | Kjerstad | Goodheart |
| March 29, 2019 | OLE MISS* | Opitz | Ezell | Kenley | Nesbit | Martin | Franklin | Fletcher | Kjerstad | Goodheart |
| March 30, 2019 | OLE MISS* | Opitz | Ezell | Kenley | Nesbit | Martin | Franklin | Fletcher | Kjerstad | Goodheart |
| March 31, 2019 | OLE MISS* | Opitz | Ezell | Kenley | Nesbit | Martin | Franklin | Fletcher | Kjerstad | Goodheart |
| April 2, 2019 | LITTLE ROCK | Plunkett | Ezell | Kenley | Nesbit | Martin | Franklin | Fletcher | Kjerstad | Goodheart |
| April 5, 2019 | at Auburn-1* | Opitz | Ezell | Kenley | Nesbit | Martin | Franklin | Fletcher | Kjerstad | Goodheart |
| April 5, 2019 | at Auburn-2* | Plunkett | Ezell | Kenley | Nesbit | Martin | Franklin | Fletcher | Kjerstad | Harris |
| April 6, 2019 | at Auburn* | Opitz | Ezell | Kenley | Nesbit | Martin | Franklin | Fletcher | Kjerstad | Goodheart |
| April 9, 2019 | ORAL ROBERTS | Plunkett | McFarland | Ezell | Kenley | Martin | Washington, Jr. | Fletcher | Kjerstad | Goodheart |
| April 12, 2019 | at Vanderbilt* | Opitz | Ezell | Kenley | Nesbit | Martin | Franklin | Fletcher | Kjerstad | Goodheart |
| April 13, 2019 | at Vanderbilt* | Opitz | Ezell | Kenley | Nesbit | Martin | Franklin | Fletcher | Kjerstad | Goodheart |
| April 14, 2019 | at Vanderbilt* | Opitz | Ezell | Kenley | Nesbit | Martin | Franklin | Fletcher | Kjerstad | Goodheart |
| April 16, 2019 | ARK. - PINE BLUFF | Plunkett | McFarland | Ezell | Kenley | Martin | Washington, Jr. | Fletcher | Kjerstad | Goodheart |
| April 18, 2019 | MISSISSIPPI STATE* | Opitz | Ezell | Kenley | Nesbit | Martin | Franklin | Fletcher | Kjerstad | Goodheart |
| April 19, 2019 | MISSISSIPPI STATE* | Opitz | Ezell | Kenley | Nesbit | Martin | Franklin | Fletcher | Kjerstad | Goodheart |
| April 20, 2019 | MISSISSIPPI STATE* | Opitz | Ezell | Kenley | Nesbit | Martin | Franklin | Fletcher | Goodheart | McFarland |
| April 23, 2019 | NORTHWESTERN STATE | Plunkett | McFarland | Ezell | Kenley | Martin | Washington, Jr. | Fletcher | Kjerstad | Goodheart |
| April 24, 2019 | NORTHWESTERN STATE | Plunkett | Ezell | Kenley | Nesbit | Martin | Franklin | Fletcher | Kjerstad | Goodheart |
| April 26, 2019 | TENNESSEE* | Opitz | Ezell | Kenley | Nesbit | Martin | Franklin | Fletcher | Kjerstad | Goodheart |
| April 27, 2019 | TENNESSEE* | Opitz | Ezell | Kenley | Nesbit | Martin | Franklin | Fletcher | Kjerstad | McFarland |
| April 28, 2019 | TENNESSEE* | Opitz | Ezell | Kenley | Nesbit | Martin | Franklin | Fletcher | Kjerstad | McFarland |
| April 30, 2019 | vs. Grambling St. | Plunkett | McFarland | Ezell | Kenley | Martin | Washington, Jr. | Fletcher | Kjerstad | Harris |
| May 3, 2019 | at Kentucky* | Opitz | Ezell | Kenley | Nesbit | Martin | Franklin | Fletcher | Kjerstad | Goodheart |
| May 5, 2019 | at Kentucky-1* | Opitz | Ezell | Kenley | Nesbit | Martin | Franklin | Fletcher | Kjerstad | Goodheart |
| May 5, 2019 | at Kentucky-2* | Opitz | Ezell | Kenley | Nesbit | Martin | Franklin | Fletcher | Kjerstad | Goodheart |
| May 9, 2019 | LSU* | Opitz | Ezell | Kenley | Nesbit | Martin | Franklin | Fletcher | Kjerstad | Goodheart |
| May 10, 2019 | LSU* | Opitz | Ezell | Kenley | Nesbit | Martin | Franklin | Fletcher | Kjerstad | Goodheart |
| May 11, 2019 | LSU* | Opitz | Ezell | Kenley | Nesbit | Martin | Franklin | Fletcher | Kjerstad | Goodheart |
| May 16, 2019 | at Texas A&M* | Opitz | Ezell | Kenley | Nesbit | Martin | Franklin | Fletcher | Kjerstad | Goodheart |
| May 17, 2019 | at Texas A&M* | Opitz | Ezell | Kenley | Nesbit | Martin | Franklin | Fletcher | Kjerstad | Goodheart |
| May 18, 2019 | at Texas A&M* | Opitz | Ezell | Kenley | Nesbit | Martin | Franklin | Fletcher | Kjerstad | Goodheart |
| May 22, 2019 | vs. Ole Miss | Opitz | Ezell | Kenley | Nesbit | Martin | Franklin | Fletcher | Kjerstad | Goodheart |
| May 23, 2019 | vs. Georgia | Opitz | Ezell | Kenley | Nesbit | Martin | Franklin | Fletcher | Kjerstad | Goodheart |
| May 24, 2019 | vs. Ole Miss | Plunkett | McFarland | Ezell | Kenley | Martin | Washington, Jr. | Fletcher | Kjerstad | Goodheart |

THE LAST TIME AN ARKANSAS PLAYER...

| | |
|----------------------------------|--|
| 4 Hits in a game..... | Casey Martin vs. #15 LSU, May 9, 2019 |
| 5 Hits in a game..... | Andy Wilkins at No. 9 Oklahoma (Norman Regional), May 31, 2009 |
| 6 Hits in a game..... | Jeremy Jackson vs. Northeastern (Okla.), April 16, 1997 |
| 2 Hits in an inning..... | Casey Opitz vs. Eastern Illinois, Feb. 16, 2019 |
| 2 Doubles in a game..... | Trevor Ezell at Kentucky, May 5, 2019 |
| 3 Doubles in a game..... | Zack Plunkett vs. Northwestern St., April 23, 2019 |
| 4 Doubles in a game..... | Rodney Nye vs. La. Tech, March 31, 1998 |
| 2 Triples in a game..... | Jax Biggers vs. Auburn (SEC Tournament), May 25, 2017 |
| Led off a game with a HR..... | Casey Martin at #17 Texas A&M, May 18, 2019 |
| 2 Home runs in a game..... | Casey Martin at #17 Texas A&M, May 16, 2019 |
| 3 Home runs in a game..... | Chad Spanberger vs. Auburn (SEC Tournament), May 26, 2017 |
| Grand Slam..... | Jack Kenley vs. #15 LSU, May 9, 2019 |
| HR in consecutive AB..... | Jack Kenley vs. Stony Brook, March 2, 2019 |
| HR in 4 straight games..... | Aaron Murphree vs. OSU, So. Dakota St. & Siena, March 2-8, 2008 |
| HR in 5 straight games..... | Aaron Murphree vs. OSU, So. Dakota St. & Siena, March 2-8, 2008 |
| HR in 6 straight games..... | Aaron Murphree vs. OSU, So. Dakota St. & Siena, March 2-9, 2008 |
| Pinch-hit home run..... | Evan Lee at Mississippi State, April 21, 2018 |
| Inside the park home run..... | Casey Martin vs. Kentucky, May 3, 2019 |
| Back-to-Back Home Runs..... | C. Martin and M. Goodheart at #17 Texas A&M, May 16, 2019 |
| 4 Runs in a game..... | Trevor Ezell vs. Ark. - Pine Bluff, April 16, 2019 |
| 5 Runs in a game..... | Eric Cole vs South Carolina (NCAA Super), June 11, 2018 |
| 6 Runs in a game..... | Trevor Ezell vs. Grambling St., April 30, 2019 |
| 4 RBI in a game..... | Jack Kenley vs. #15 LSU, May 9, 2019 |
| 5 RBI in a game..... | C. Martin and H. Kjerstad vs. #18 Tennessee, April 27, 2019 |
| 6 RBI in a game..... | Jacob Nesbit vs. #18 Tennessee, April 26, 2019 |
| 7 RBI in a game..... | Chad Spanberger vs. Auburn (SEC Tournament), May 25, 2017 |
| 8 RBI in a game..... | Rodney Nye vs. ORU, April 14, 1999 |
| 9 RBI in a game..... | Ryan Lundquist vs. Central Missouri St., March 4, 1997 |
| 2 Stolen bases in a game..... | Trevor Ezell vs. #18 Tennessee, April 28, 2019 |
| 3 Stolen bases in a game..... | Andrew Benintendi vs Stephen F. Austin, April 15, 2015 |
| 4 Stolen bases in a game..... | Logan Forsythe vs. Ole Miss, May 19, 2007 |
| Stole home..... | Bobby Wernes vs. Ole Miss, March 28, 2015 |
| 2 Errors in a game..... | Casey Martin at #17 Texas A&M, May 18, 2019 |
| 3 Errors in a game..... | Bobby Wernes, at LSU, April 12, 2014 |
| 4 Errors in a game..... | Chris Shaddy vs. TCU, April 27, 1980 |
| 9-Inning no-hitter..... | Scott Roehl vs. Kansas St., March 20, 2001 |
| 9-Inning combined no-hitter..... | Nick Schmidt (6.0), Brian McLelland (1.0) & Devin Collis (2.0) vs. Oklahoma State, February 12, 2006 |
| 7-inning combined no-hitter..... | D. Taccolini (2.0), M. Cronin (3.0), & J. Alberius (2) vs. Auburn (SEC Tournament), May 25, 2017 |
| 1-Hitter..... | Trevor Stephan (7.0) at Tennessee, May 6, 2017 |
| 1-Hitter combined..... | P. Wicklander (5.0 IP, 1 H), K. Ramage (1.0 IP), J. Kostyshock (1.0 IP), K. Kopps (1.0 IP), M. Cronin (1.0 IP) |
| 2-Hitter..... | Kacey Murphy vs. Florida (SEC Tournament), May 27, 2017 |
| 2-Hitter combined..... | I. Campbell (7.0 IP, 2 H), J. Kostyshock (1.0 IP, 0 H), M. Cronin (1.0 IP, 0 H) |
| 3-Hitter..... | Ryne Stanek (9.0 IP), at No. 6 South Carolina, March 23, 2013 |
| 3-Hitter combined..... | Isaiah Campbell (5.0 IP, 2 H) and Matt Cronin (2.0 IP, 1 H) vs. S. Carolina, April 14, 2018 |
| Complete game..... | Kacey Murphy vs. Florida (SEC Tournament), May 27, 2017 |
| Complete-game shutout..... | Kacey Murphy vs. Florida (SEC Tournament), May 27, 2017 |
| 10-inning or more start..... | Dominic Taccolini at #12 Kentucky (10 innings), April 22, 2016 |
| Had 10 strikeouts..... | Connor Noland vs. #18 Tennessee, April 28, 2019 |
| Had 11 strikeouts..... | Isaiah Campbell vs. Missouri, March 15, 2019 |
| Had 12 strikeouts..... | Trevor Stephan vs. Oral Roberts (NCAA Regional), June 2, 2017 |
| Had 13 strikeouts..... | Isaiah Campbell vs. Stony Brook, March 1, 2019 |
| Had 14 strikeouts..... | David Walling vs. South Carolina, May 16, 1999 |
| Had 15 strikeouts..... | Nick Schmidt vs. Auburn, May 18, 2006 |
| Had 16 strikeouts..... | David Walling vs. Eastern Illinois, Feb. 20, 1998 |
| Had 17 strikeouts..... | Jess Todd vs. South Carolina (SEC Tournament), May 24, 2007 |

THE LAST TIME AN ARKANSAS TEAM...

| | |
|--|---|
| Scored 10 runs..... | vs. #2 Mississippi State, April 20, 2019 |
| Scored 11 runs..... | vs. #15 LSU, May 10, 2019 |
| Scored 12 runs..... | vs. #2 Mississippi State, April 19, 2019 |
| Scored 13 runs..... | vs. South Carolina (SEC Tournament), May 23, 2018 |
| Scored 14 runs..... | vs. #15 LSU, May 9, 2019 |
| Scored 15 runs..... | vs. #18 Tennessee, April 27, 2019 |
| Scored 16 runs..... | vs. Ark. - Pine Bluff, April 16, 2019 |
| Scored 17 runs..... | vs. Grambling St., April 30, 2019 |
| Scored 18 runs..... | vs. Dayton, Feb. 28, 2018 |
| Scored 19 runs..... | vs. Northwestern State, April 23, 2019 |
| Scored 20 runs..... | vs. Mississippi Valley State, Feb. 24, 2016 |
| Scored 21 runs..... | vs. Mississippi Valley State, Feb. 23, 2016 |
| Scored 22 runs..... | vs. Louisiana Tech, Feb. 14, 2004 |
| Scored 23 runs..... | Never |
| Scored 24 runs..... | Missouri Southern, Feb. 11, 1998 |
| Scored 25 runs..... | Missouri Southern, Feb. 4, 2001 |
| Scored 26 runs..... | vs. Iowa (in Arlington, Texas), Feb. 14, 1997 |
| Scored 27 runs..... | Never |
| Scored 28 runs..... | vs. Wisconsin-Milwaukee (2), Feb. 18, 2007 |
| Scored 29 runs..... | Morningside, April 6, 1968 |
| Scored 30 runs..... | at South Carolina, March 30, 1997 |
| Scored 31-32 runs..... | 32 vs. Bucknell, Feb. 17, 2018 |
| Scored 33 + runs..... | 33 vs. Southwest Baptist, March 21, 1984 |
| Had 14 hits..... | vs. Oral Roberts, April 9, 2019 |
| Had 15 hits..... | vs. #15 LSU, May 9, 2019 |
| Had 16 hits..... | vs. #18 Tennessee, April 26, 2019 |
| Had 17 hits..... | vs. No. 13 Auburn, April 7, 2018 |
| Had 18 hits..... | vs. #18 Tennessee, April 27, 2019 |
| Had 19 hits..... | vs. Northwestern State, April 23, 2019 |
| Had 20 hits..... | vs. Dayton, Feb. 28, 2018 |
| Had 21 hits..... | Kentucky, April 28, 2001 |
| Had 22 hits..... | at #6 Vanderbilt, April 14, 2019 |
| Had 23 hits..... | Centenary, March 31, 1999 |
| Had 24 hits..... | Georgia, March 17, 2001 |
| Had 25 hits..... | at Centenary, March 23, 2005 |
| Had 26-29 hits..... | 28 at South Carolina, March 30, 1997 |
| Had 30 hits..... | vs. Saint Louis, April 7, 2010 |
| Had 31+ hits..... | 32 vs. Southwest Baptist, March 21, 1984 |
| Hit four or more home runs in a game..... | 6 - Jared Gates, Luke Bonfield, Carson Shaddy, Dominic Fletcher, Grant Koch, Casey Martin vs. Bucknell, Feb. 17, 2018 |
| 5 - Fletcher, Kjerstad, Kenley, McFarland, Washington vs. Northwestern St., April 23, 2019 | |
| 5 - Ezell, Martin, Fletcher, Kenley, Opitz vs. #15 LSU, May 9, 2019 | |
| 5 - Biggers, Martin, Bonfield, Shaddy (2) vs. #4 Kentucky, March 17, 2018 | |
| 5 - Ezell, Martin (2), Goodheart, Kenley at #17 Texas A&M, May 16, 2019 | |
| 4 - McFarland, Martin, Kjerstad (2) vs. #18 Tennessee, April 27, 2019 | |
| 4 - Kjerstad (2), Shaddy, Biggers vs. Oral Roberts (NCAA Regional), June 1, 2018 | |
| 4 - E. Cole, H. Kjerstad, D. Fletcher, G. Koch at #4 Ole Miss, March 31, 2018 | |
| 4 - T. Ezell, H. Kjerstad, C. Franklin, J. Kenley vs. E. Illinois, Feb. 16, 2019 | |
| 4 Errors in a game..... | at #17 Texas A&M, May 18, 2019 |
| 5 Errors in a game..... | vs. South Carolina (SEC Tournament), May 23, 2018 |
| 6 Errors in a game..... | vs. Eastern Illinois, March 5, 2016 |
| 7 Errors in a game..... | vs. La. Tech, March 20, 2001 |
| Was Shutout..... | at Alabama, March 23, 2019 |
| Was Shutout Back-to-Back..... | vs. LSU, April 23-24, 2005 (7-0, 6-0) |
| Held to 1 hit..... | vs. Missouri State, May 17, 2016 |
| Held to 2 hits..... | vs. Oregon State, June 28, 2018 |
| Held to 3 hits..... | vs. LSU, May 26, 2018 (2-1) |
| Did not strikeout..... | vs. Eastern Illinois, Feb. 16, 2019 |
| Swept an SEC Home Series (three games)..... | vs. #18 Tennessee, April 26-28, 2019 |
| Swept an SEC Road Series (three games)..... | at Alabama, April 30-May 2, 2015 |
| Was Swept in SEC Home Series..... | vs. Alabama, May 13-15, 2016 |
| Was Swept in SEC Road Series..... | at Mississippi State, April 20-21, 2018 |
| Swept a Non-conference Home Series..... | vs. Western Illinois, March 12-13, 2019 |
| Swept a Non-conference Road Series..... | at McNeese State, March 23-24, 2010 |
| Was Swept in a Non-conference Home Series..... | Gonzaga, March 10-11, 2015 |
| Was Swept in a Non-conference Road Series..... | at Nebraska, April 16, 2013 |
| Won a Non-conference Home Series..... | vs. Western Illinois, March 13-14, 2019 |
| Lost a Non-conference Home Series..... | vs. South Alabama, February 28-March 1, 2014 |
| Lost a Non-conference Road Series..... | at Nebraska, April 16, 2013 |
| Back-to-Back Shutouts..... | UK (1-0) April 22 and UK (2-0) April 22-23, 2016 |
| Most Consecutive Shutouts..... | 4 vs. Wisconsin (March 15-16, 1980) |
| Shut out an opponent at home..... | vs. Missouri (2-0), March 15, 2019 |
| Shut out an opponent on the road..... | at #15 Auburn (8-0), April 6, 2019 |
| Shut out an SEC opponent at home..... | vs. Missouri (2-0), March 15, 2019 |
| Shut out an SEC opponent on the road..... | at #15 Auburn (8-0), April 6, 2019 |



|| GAME-BY-GAME HITTING

2019 RECORD: 41-17 • HOME: 28-6 • AWAY: 12-9 • NEUTRAL: 1-2 • SEC: 20-10 • NCAA TOURNAMENT: 0-0

| Date | Opponent | AB | R | H | RBI | 2B | 3B | HR | BB | IBB | SB | CS | HBP | SAC | SF | GDP | K | PO | A | E | Avg |
|--------------|-------------------|-------------|------------|------------|------------|------------|-----------|-----------|------------|-----------|-----------|-----------|-----------|-----------|-----------|-----------|------------|-------------|------------|-----------|-------------|
| Feb 16, 2019 | EASTERN ILLINOIS | 38 | 15 | 18 | 15 | 5 | 0 | 4 | 7 | 0 | 2 | 1 | 0 | 0 | 1 | 2 | 0 | 27 | 13 | 0 | .474 |
| Feb 16, 2019 | EASTERN ILLINOIS | 37 | 12 | 14 | 12 | 3 | 0 | 0 | 4 | 0 | 2 | 0 | 0 | 1 | 2 | 0 | 12 | 27 | 9 | 3 | .427 |
| Feb 17, 2019 | EASTERN ILLINOIS | 26 | 3 | 6 | 3 | 1 | 0 | 0 | 8 | 1 | 0 | 0 | 0 | 3 | 1 | 1 | 4 | 27 | 7 | 0 | .376 |
| Feb 21, 2019 | at USC | 33 | 6 | 8 | 5 | 2 | 0 | 0 | 7 | 0 | 3 | 1 | 0 | 0 | 1 | 1 | 10 | 27 | 5 | 1 | .343 |
| Feb 22, 2019 | at USC | 35 | 8 | 8 | 8 | 2 | 1 | 1 | 8 | 1 | 5 | 0 | 1 | 0 | 0 | 0 | 11 | 27 | 14 | 2 | .320 |
| Feb 23, 2019 | at USC | 42 | 4 | 11 | 3 | 3 | 0 | 1 | 2 | 1 | 3 | 0 | 0 | 0 | 0 | 0 | 12 | 29 | 11 | 1 | .308 |
| Feb 27, 2019 | MEMPHIS | 32 | 10 | 8 | 9 | 0 | 0 | 0 | 9 | 0 | 5 | 0 | 1 | 0 | 1 | 0 | 6 | 27 | 7 | 0 | .300 |
| Mar 01, 2019 | STONY BROOK | 28 | 3 | 6 | 2 | 2 | 1 | 0 | 2 | 0 | 2 | 1 | 0 | 0 | 0 | 1 | 4 | 27 | 5 | 0 | .292 |
| Mar 01, 2019 | STONY BROOK | 30 | 4 | 7 | 3 | 2 | 0 | 0 | 3 | 0 | 3 | 0 | 0 | 1 | 1 | 0 | 6 | 27 | 9 | 2 | .286 |
| Mar 02, 2019 | STONY BROOK | 40 | 15 | 15 | 14 | 2 | 1 | 4 | 6 | 0 | 1 | 0 | 1 | 0 | 0 | 0 | 6 | 27 | 10 | 2 | .296 |
| Mar 06, 2019 | CHARLOTTE | 29 | 9 | 9 | 8 | 1 | 1 | 2 | 7 | 0 | 0 | 0 | 2 | 2 | 1 | 0 | 6 | 27 | 11 | 1 | .297 |
| Mar 08, 2019 | LOUISIANA TECH | 28 | 4 | 6 | 4 | 1 | 0 | 0 | 6 | 0 | 0 | 0 | 2 | 1 | 0 | 1 | 7 | 27 | 6 | 0 | .291 |
| Mar 09, 2019 | LOUISIANA TECH | 41 | 7 | 15 | 7 | 3 | 0 | 2 | 3 | 0 | 0 | 0 | 0 | 0 | 1 | 0 | 12 | 27 | 11 | 2 | .298 |
| Mar 10, 2019 | LOUISIANA TECH | 33 | 11 | 12 | 10 | 1 | 1 | 1 | 5 | 0 | 3 | 0 | 0 | 1 | 1 | 1 | 7 | 27 | 6 | 1 | .303 |
| Mar 12, 2019 | WESTERN ILLINOIS | 31 | 8 | 11 | 8 | 1 | 1 | 2 | 4 | 0 | 2 | 0 | 3 | 0 | 2 | 1 | 7 | 27 | 7 | 2 | .306 |
| Mar 13, 2019 | WESTERN ILLINOIS | 32 | 11 | 12 | 9 | 3 | 0 | 0 | 8 | 1 | 2 | 1 | 4 | 2 | 1 | 0 | 8 | 24 | 12 | 0 | .310 |
| Mar 15, 2019 | MISSOURI | 28 | 2 | 5 | 2 | 3 | 0 | 0 | 3 | 0 | 1 | 0 | 1 | 1 | 1 | 0 | 8 | 27 | 6 | 1 | .304 |
| Mar 16, 2019 | MISSOURI | 26 | 4 | 6 | 3 | 0 | 0 | 0 | 2 | 0 | 2 | 0 | 2 | 1 | 1 | 2 | 10 | 27 | 9 | 1 | .301 |
| Mar 17, 2019 | MISSOURI | 30 | 3 | 5 | 2 | 0 | 0 | 1 | 1 | 0 | 1 | 0 | 0 | 0 | 0 | 0 | 5 | 27 | 7 | 1 | .294 |
| Mar 19, 2019 | at Texas | 37 | 11 | 11 | 10 | 3 | 0 | 2 | 6 | 0 | 2 | 1 | 0 | 0 | 0 | 0 | 7 | 27 | 9 | 0 | .294 |
| Mar 20, 2019 | at Texas | 33 | 6 | 9 | 5 | 3 | 0 | 0 | 4 | 0 | 1 | 1 | 4 | 3 | 0 | 1 | 8 | 24 | 12 | 1 | .293 |
| Mar 22, 2019 | at Alabama | 40 | 12 | 15 | 12 | 3 | 0 | 3 | 1 | 0 | 0 | 0 | 2 | 0 | 0 | 0 | 14 | 27 | 6 | 0 | .298 |
| Mar 23, 2019 | at Alabama | 29 | 0 | 4 | 0 | 1 | 0 | 0 | 4 | 0 | 0 | 1 | 0 | 0 | 0 | 1 | 4 | 24 | 8 | 1 | .292 |
| Mar 24, 2019 | at Alabama | 38 | 10 | 14 | 8 | 4 | 0 | 2 | 4 | 0 | 4 | 0 | 2 | 1 | 1 | 1 | 9 | 27 | 12 | 3 | .295 |
| Mar 26, 2019 | at Missouri State | 35 | 8 | 10 | 8 | 0 | 0 | 1 | 6 | 0 | 2 | 0 | 1 | 1 | 0 | 1 | 10 | 27 | 8 | 1 | .295 |
| Mar 29, 2019 | OLE MISS | 32 | 5 | 8 | 5 | 2 | 0 | 0 | 4 | 0 | 0 | 0 | 0 | 1 | 0 | 0 | 9 | 27 | 8 | 1 | .293 |
| Mar 30, 2019 | OLE MISS | 30 | 3 | 6 | 3 | 3 | 0 | 2 | 5 | 0 | 0 | 1 | 1 | 0 | 0 | 2 | 12 | 27 | 9 | 0 | .290 |
| Mar 31, 2019 | OLE MISS | 35 | 5 | 11 | 4 | 1 | 0 | 1 | 2 | 0 | 0 | 1 | 0 | 0 | 0 | 2 | 8 | 27 | 10 | 1 | .291 |
| Apr 02, 2019 | LITTLE ROCK | 36 | 7 | 13 | 7 | 1 | 0 | 1 | 8 | 0 | 1 | 0 | 2 | 1 | 1 | 0 | 8 | 27 | 10 | 4 | .294 |
| Apr 05, 2019 | at Auburn | 34 | 3 | 8 | 3 | 1 | 1 | 1 | 2 | 0 | 0 | 0 | 0 | 0 | 1 | 0 | 13 | 24 | 10 | 0 | .292 |
| Apr 05, 2019 | at Auburn | 58 | 9 | 14 | 9 | 3 | 1 | 2 | 11 | 2 | 0 | 1 | 1 | 1 | 1 | 0 | 20 | 45 | 24 | 2 | .289 |
| Apr 06, 2019 | at Auburn | 34 | 8 | 10 | 8 | 2 | 0 | 1 | 9 | 0 | 3 | 1 | 0 | 0 | 0 | 0 | 3 | 27 | 9 | 0 | .289 |
| Apr 09, 2019 | ORAL ROBERTS | 39 | 15 | 14 | 14 | 5 | 0 | 3 | 13 | 0 | 0 | 0 | 0 | 0 | 1 | 0 | 9 | 27 | 7 | 3 | .291 |
| Apr 12, 2019 | at Vanderbilt | 33 | 2 | 7 | 2 | 1 | 0 | 0 | 4 | 0 | 0 | 0 | 1 | 0 | 0 | 1 | 13 | 24 | 4 | 0 | .289 |
| Apr 13, 2019 | at Vanderbilt | 33 | 2 | 7 | 1 | 3 | 0 | 0 | 1 | 0 | 0 | 0 | 0 | 0 | 0 | 1 | 9 | 24 | 11 | 1 | .287 |
| Apr 14, 2019 | at Vanderbilt | 47 | 14 | 22 | 14 | 6 | 1 | 1 | 6 | 0 | 0 | 0 | 0 | 0 | 1 | 1 | 7 | 27 | 11 | 1 | .294 |
| Apr 16, 2019 | ARK - PINE BLUFF | 34 | 16 | 16 | 16 | 1 | 2 | 3 | 8 | 0 | 2 | 0 | 1 | 0 | 0 | 0 | 4 | 21 | 8 | 2 | .299 |
| Apr 18, 2019 | MISSISSIPPI ST. | 31 | 5 | 9 | 5 | 2 | 0 | 1 | 2 | 0 | 0 | 1 | 0 | 1 | 0 | 0 | 10 | 27 | 9 | 0 | .298 |
| Apr 19, 2019 | MISSISSIPPI ST. | 35 | 12 | 12 | 11 | 0 | 1 | 1 | 16 | 0 | 0 | 0 | 0 | 0 | 0 | 2 | 10 | 27 | 9 | 1 | .300 |
| Apr 20, 2019 | MISSISSIPPI ST. | 34 | 10 | 10 | 8 | 2 | 0 | 1 | 4 | 0 | 0 | 0 | 1 | 0 | 0 | 1 | 7 | 27 | 12 | 1 | .299 |
| Apr 23, 2019 | NORTHWESTERN ST. | 42 | 19 | 19 | 17 | 6 | 1 | 5 | 10 | 0 | 1 | 0 | 1 | 0 | 1 | 0 | 6 | 24 | 9 | 1 | .304 |
| Apr 24, 2019 | NORTHWESTERN ST. | 36 | 7 | 10 | 7 | 2 | 1 | 1 | 5 | 0 | 1 | 0 | 0 | 0 | 1 | 0 | 12 | 27 | 14 | 2 | .303 |
| Apr 26, 2019 | TENNESSEE | 37 | 11 | 16 | 11 | 1 | 0 | 2 | 6 | 1 | 2 | 0 | 0 | 0 | 1 | 1 | 11 | 27 | 7 | 3 | .307 |
| Apr 27, 2019 | TENNESSEE | 42 | 15 | 18 | 15 | 6 | 0 | 4 | 3 | 0 | 0 | 0 | 1 | 0 | 0 | 0 | 6 | 27 | 8 | 1 | .310 |
| Apr 28, 2019 | TENNESSEE | 36 | 4 | 9 | 4 | 3 | 0 | 2 | 4 | 0 | 2 | 0 | 2 | 1 | 0 | 1 | 14 | 30 | 14 | 1 | .308 |
| Apr 30, 2019 | GRAMBLING ST. | 35 | 17 | 15 | 15 | 4 | 0 | 3 | 10 | 0 | 3 | 1 | 3 | 0 | 2 | 0 | 11 | 27 | 10 | 1 | .311 |
| May 03, 2019 | at Kentucky | 38 | 5 | 12 | 4 | 3 | 0 | 1 | 2 | 0 | 1 | 0 | 2 | 0 | 0 | 0 | 11 | 27 | 8 | 0 | .311 |
| May 05, 2019 | at Kentucky | 33 | 9 | 10 | 8 | 1 | 0 | 2 | 5 | 0 | 1 | 0 | 0 | 0 | 0 | 0 | 6 | 21 | 5 | 1 | .311 |
| May 05, 2019 | at Kentucky | 25 | 3 | 5 | 3 | 2 | 0 | 0 | 6 | 0 | 1 | 0 | 0 | 0 | 0 | 1 | 11 | 18 | 8 | 1 | .309 |
| May 09, 2019 | LSU | 37 | 14 | 15 | 13 | 1 | 0 | 5 | 7 | 0 | 2 | 0 | 1 | 0 | 1 | 1 | 8 | 27 | 12 | 0 | .311 |
| May 10, 2019 | LSU | 36 | 11 | 12 | 11 | 4 | 0 | 1 | 5 | 2 | 2 | 0 | 3 | 1 | 0 | 0 | 10 | 27 | 6 | 0 | .312 |
| May 11, 2019 | LSU | 31 | 2 | 8 | 2 | 2 | 0 | 0 | 5 | 0 | 1 | 0 | 0 | 1 | 0 | 2 | 5 | 27 | 11 | 1 | .311 |
| May 16, 2019 | at Texas A&M | 38 | 7 | 10 | 7 | 3 | 0 | 5 | 1 | 0 | 0 | 0 | 0 | 0 | 0 | 0 | 18 | 27 | 9 | 1 | .310 |
| May 17, 2019 | at Texas A&M | 35 | 2 | 8 | 2 | 0 | 0 | 1 | 3 | 0 | 0 | 0 | 0 | 0 | 0 | 0 | 15 | 24 | 9 | 2 | .308 |
| May 18, 2019 | at Texas A&M | 33 | 1 | 5 | 1 | 0 | 0 | 1 | 1 | 0 | 1 | 0 | 1 | 0 | 0 | 0 | 11 | 24 | 10 | 4 | .306 |
| May 22, 2019 | vs Ole Miss | 30 | 5 | 5 | 5 | 1 | 0 | 0 | 3 | 0 | 0 | 0 | 1 | 1 | 0 | 1 | 5 | 27 | 7 | 1 | .304 |
| May 23, 2019 | vs Georgia | 31 | 1 | 5 | 0 | 1 | 0 | 0 | 4 | 0 | 0 | 1 | 0 | 0 | 0 | 1 | 9 | 24 | 7 | 0 | .301 |
| May 24, 2019 | vs Ole Miss | 33 | 2 | 5 | 2 | 0 | 0 | 1 | 4 | 1 | 1 | 0 | 1 | 0 | 0 | 0 | 7 | 24 | 8 | 1 | .299 |
| | Totals | 2004 | 437 | 599 | 407 | 122 | 14 | 78 | 299 | 10 | 71 | 14 | 49 | 26 | 27 | 32 | 511 | 1535 | 533 | 63 | .299 |



2019 RECORD: 41-17 • HOME: 28-6 • AWAY: 12-9 • NEUTRAL: 1-2 • SEC: 20-10 • NCAA TOURNAMENT: 0-0

| Date | Opponent | IP | H | R | ER | BB | SO | 2B | 3B | HR | WP | BK | HBP | DP | IBB | Score | W | L | SV | ERA |
|--------------|-------------------|--------------|------------|------------|------------|------------|------------|-----------|----------|-----------|-----------|----------|-----------|-----------|----------|----------------|-----------|-----------|-----------|-------------|
| Feb 16, 2019 | EASTERN ILLINOIS | 9.0 | 11 | 7 | 7 | 2 | 8 | 2 | 0 | 1 | 0 | 1 | 0 | 1 | 0 | 15-7 | 1 | 0 | 0 | 7.00 |
| Feb 16, 2019 | EASTERN ILLINOIS | 9.0 | 9 | 3 | 0 | 3 | 12 | 0 | 0 | 0 | 0 | 0 | 0 | 2 | 0 | 12-3 | 2 | 0 | 0 | 3.50 |
| Feb 17, 2019 | EASTERN ILLINOIS | 9.0 | 7 | 2 | 2 | 3 | 8 | 2 | 0 | 0 | 0 | 0 | 0 | 1 | 0 | 3-2 | 3 | 0 | 0 | 3.00 |
| Feb 21, 2019 | at USC | 9.0 | 4 | 3 | 3 | 4 | 14 | 1 | 0 | 0 | 0 | 0 | 3 | 1 | 0 | 6-3 | 4 | 0 | 1 | 3.00 |
| Feb 22, 2019 | at USC | 9.0 | 9 | 6 | 3 | 2 | 6 | 1 | 0 | 0 | 0 | 0 | 0 | 2 | 0 | 8-6 | 5 | 0 | 2 | 3.00 |
| Feb 23, 2019 | at USC | 9.2 | 9 | 6 | 6 | 2 | 7 | 1 | 0 | 2 | 0 | 0 | 0 | 0 | 0 | 4-6 | 5 | 1 | 2 | 3.46 |
| Feb 27, 2019 | MEMPHIS | 9.0 | 6 | 3 | 3 | 2 | 12 | 2 | 0 | 2 | 1 | 0 | 2 | 1 | 0 | 10-3 | 6 | 1 | 2 | 3.39 |
| Mar 01, 2019 | STONY BROOK | 9.0 | 6 | 1 | 1 | 2 | 18 | 1 | 0 | 1 | 0 | 0 | 0 | 0 | 0 | 3-1 | 7 | 1 | 3 | 3.10 |
| Mar 01, 2019 | STONY BROOK | 9.0 | 8 | 3 | 3 | 2 | 11 | 1 | 0 | 1 | 1 | 0 | 0 | 0 | 0 | 4-3 | 8 | 1 | 4 | 3.09 |
| Mar 02, 2019 | STONY BROOK | 9.0 | 10 | 7 | 7 | 7 | 10 | 2 | 0 | 0 | 2 | 0 | 2 | 1 | 0 | 15-7 | 9 | 1 | 4 | 3.47 |
| Mar 06, 2019 | CHARLOTTE | 9.0 | 3 | 2 | 2 | 6 | 14 | 0 | 0 | 0 | 0 | 0 | 0 | 1 | 0 | 9-2 | 10 | 1 | 4 | 3.34 |
| Mar 08, 2019 | LOUISIANA TECH | 9.0 | 7 | 2 | 2 | 1 | 14 | 1 | 0 | 0 | 0 | 0 | 1 | 1 | 0 | 4-2 | 11 | 1 | 5 | 3.23 |
| Mar 09, 2019 | LOUISIANA TECH | 9.0 | 11 | 12 | 7 | 2 | 9 | 2 | 0 | 3 | 1 | 0 | 4 | 0 | 0 | 7-12 | 11 | 2 | 5 | 3.52 |
| Mar 10, 2019 | LOUISIANA TECH | 9.0 | 3 | 0 | 0 | 3 | 16 | 0 | 0 | 0 | 0 | 0 | 1 | 1 | 0 | 11-0 | 12 | 2 | 5 | 3.27 |
| Mar 12, 2019 | WESTERN ILLINOIS | 9.0 | 1 | 0 | 0 | 3 | 14 | 0 | 0 | 0 | 0 | 0 | 0 | 0 | 0 | 8-0 | 13 | 2 | 5 | 3.05 |
| Mar 13, 2019 | WESTERN ILLINOIS | 8.0 | 4 | 1 | 1 | 1 | 10 | 0 | 0 | 0 | 0 | 0 | 1 | 2 | 0 | 11-1 | 14 | 2 | 5 | 2.94 |
| Mar 15, 2019 | MISSOURI | 9.0 | 2 | 0 | 0 | 3 | 15 | 0 | 0 | 0 | 2 | 0 | 0 | 0 | 0 | 2-0 | 15 | 2 | 6 | 2.77 |
| Mar 16, 2019 | MISSOURI | 9.0 | 7 | 3 | 3 | 1 | 6 | 2 | 0 | 0 | 0 | 0 | 0 | 0 | 0 | 4-3 | 16 | 2 | 7 | 2.78 |
| Mar 17, 2019 | MISSOURI | 9.0 | 5 | 2 | 2 | 3 | 11 | 0 | 0 | 1 | 1 | 0 | 2 | 0 | 0 | 3-2 | 17 | 2 | 7 | 2.74 |
| Mar 19, 2019 | at Texas | 9.0 | 6 | 4 | 4 | 2 | 9 | 2 | 0 | 1 | 0 | 0 | 0 | 0 | 0 | 11-4 | 18 | 2 | 7 | 2.81 |
| Mar 20, 2019 | at Texas | 8.0 | 6 | 7 | 6 | 14 | 5 | 1 | 0 | 0 | 1 | 0 | 4 | 1 | 0 | 6-7 | 18 | 3 | 7 | 2.97 |
| Mar 22, 2019 | at Alabama | 9.0 | 7 | 3 | 3 | 3 | 8 | 1 | 0 | 0 | 2 | 0 | 1 | 0 | 0 | 12-3 | 19 | 3 | 7 | 2.97 |
| Mar 23, 2019 | at Alabama | 8.0 | 9 | 10 | 10 | 7 | 2 | 1 | 0 | 1 | 2 | 0 | 0 | 0 | 0 | 0-10 | 19 | 4 | 7 | 3.30 |
| Mar 24, 2019 | at Alabama | 9.0 | 5 | 2 | 1 | 5 | 10 | 0 | 0 | 0 | 1 | 0 | 0 | 0 | 0 | 10-2 | 20 | 4 | 7 | 3.20 |
| Mar 26, 2019 | at Missouri State | 9.0 | 7 | 2 | 2 | 3 | 10 | 0 | 0 | 0 | 1 | 0 | 2 | 1 | 0 | 8-2 | 21 | 4 | 7 | 3.15 |
| Mar 29, 2019 | OLE MISS | 9.0 | 6 | 3 | 3 | 4 | 8 | 2 | 0 | 1 | 0 | 0 | 0 | 0 | 0 | 5-3 | 22 | 4 | 8 | 3.15 |
| Mar 30, 2019 | OLE MISS | 9.0 | 12 | 4 | 4 | 1 | 5 | 2 | 0 | 2 | 0 | 0 | 0 | 1 | 0 | 3-4 | 22 | 5 | 8 | 3.18 |
| Mar 31, 2019 | OLE MISS | 9.0 | 14 | 10 | 10 | 12 | 6 | 2 | 0 | 1 | 1 | 0 | 2 | 1 | 0 | 5-10 | 22 | 6 | 8 | 3.42 |
| Apr 02, 2019 | LITTLE ROCK | 9.0 | 16 | 17 | 10 | 6 | 8 | 4 | 0 | 1 | 2 | 0 | 3 | 0 | 0 | 7-17 | 22 | 7 | 8 | 3.65 |
| Apr 05, 2019 | at Auburn | 8.0 | 11 | 6 | 6 | 3 | 5 | 3 | 0 | 0 | 0 | 0 | 0 | 0 | 0 | 3-6 | 22 | 8 | 8 | 3.75 |
| Apr 05, 2019 | at Auburn | 15.0 | 11 | 6 | 4 | 9 | 12 | 4 | 0 | 1 | 4 | 0 | 3 | 1 | 2 | 9-6 | 23 | 8 | 8 | 3.67 |
| Apr 06, 2019 | at Auburn | 9.0 | 5 | 0 | 0 | 4 | 10 | 1 | 0 | 0 | 1 | 0 | 1 | 1 | 0 | 8-0 | 24 | 8 | 9 | 3.56 |
| Apr 09, 2019 | ORAL ROBERTS | 9.0 | 10 | 8 | 7 | 4 | 7 | 1 | 1 | 2 | 2 | 1 | 1 | 0 | 0 | 15-8 | 25 | 8 | 9 | 3.66 |
| Apr 12, 2019 | at Vanderbilt | 8.0 | 6 | 3 | 3 | 0 | 10 | 3 | 1 | 0 | 1 | 0 | 0 | 1 | 0 | 2-3 | 25 | 9 | 9 | 3.66 |
| Apr 13, 2019 | at Vanderbilt | 8.0 | 12 | 12 | 12 | 7 | 8 | 1 | 0 | 2 | 0 | 0 | 1 | 1 | 0 | 2-12 | 25 | 10 | 9 | 3.91 |
| Apr 14, 2019 | at Vanderbilt | 9.0 | 12 | 12 | 12 | 11 | 9 | 2 | 0 | 4 | 1 | 0 | 2 | 0 | 0 | 14-12 | 26 | 10 | 10 | 4.13 |
| Apr 16, 2019 | ARK. - PINE BLUFF | 7.0 | 9 | 4 | 3 | 8 | 8 | 0 | 0 | 0 | 0 | 0 | 0 | 0 | 0 | 16-4 | 27 | 10 | 10 | 4.12 |
| Apr 18, 2019 | MISSISSIPPI ST. | 9.0 | 6 | 3 | 3 | 1 | 13 | 1 | 0 | 2 | 1 | 0 | 1 | 0 | 0 | 5-3 | 28 | 10 | 11 | 4.09 |
| Apr 19, 2019 | MISSISSIPPI ST. | 9.0 | 5 | 5 | 5 | 5 | 11 | 0 | 0 | 1 | 0 | 0 | 1 | 0 | 0 | 12-5 | 29 | 10 | 11 | 4.12 |
| Apr 20, 2019 | MISSISSIPPI ST. | 9.0 | 6 | 2 | 2 | 3 | 6 | 0 | 0 | 0 | 2 | 0 | 0 | 0 | 0 | 10-2 | 30 | 10 | 11 | 4.07 |
| Apr 23, 2019 | NORTHWESTERN ST. | 8.0 | 8 | 2 | 2 | 2 | 8 | 2 | 0 | 0 | 0 | 0 | 0 | 1 | 0 | 19-2 | 31 | 10 | 11 | 4.03 |
| Apr 24, 2019 | NORTHWESTERN ST. | 9.0 | 10 | 10 | 10 | 5 | 9 | 2 | 0 | 3 | 2 | 1 | 0 | 0 | 0 | 7-10 | 31 | 11 | 11 | 4.17 |
| Apr 26, 2019 | TENNESSEE | 9.0 | 12 | 9 | 5 | 3 | 11 | 3 | 0 | 1 | 0 | 0 | 0 | 0 | 0 | 11-9 | 32 | 11 | 12 | 4.19 |
| Apr 27, 2019 | TENNESSEE | 9.0 | 7 | 3 | 3 | 3 | 11 | 2 | 0 | 1 | 1 | 0 | 1 | 0 | 0 | 15-3 | 33 | 11 | 12 | 4.16 |
| Apr 28, 2019 | TENNESSEE | 10.0 | 6 | 3 | 2 | 1 | 11 | 0 | 0 | 0 | 1 | 0 | 0 | 1 | 0 | 4-3 | 34 | 11 | 12 | 4.10 |
| Apr 30, 2019 | GRAMBLING ST. | 9.0 | 6 | 3 | 2 | 7 | 15 | 0 | 0 | 0 | 3 | 0 | 3 | 1 | 0 | 17-3 | 35 | 11 | 12 | 4.06 |
| May 03, 2019 | at Kentucky | 9.0 | 6 | 2 | 2 | 4 | 10 | 1 | 1 | 0 | 0 | 0 | 1 | 0 | 0 | 5-2 | 36 | 11 | 13 | 4.01 |
| May 05, 2019 | at Kentucky | 7.0 | 4 | 1 | 1 | 2 | 11 | 0 | 0 | 0 | 0 | 0 | 1 | 0 | 0 | 9-1 | 37 | 11 | 13 | 3.97 |
| May 05, 2019 | at Kentucky | 6.0 | 6 | 4 | 4 | 1 | 8 | 1 | 0 | 3 | 0 | 0 | 0 | 0 | 0 | 3-4 | 37 | 12 | 13 | 4.00 |
| May 09, 2019 | LSU | 9.0 | 7 | 4 | 4 | 2 | 5 | 1 | 0 | 2 | 0 | 0 | 0 | 0 | 0 | 14-4 | 38 | 12 | 13 | 4.00 |
| May 10, 2019 | LSU | 9.0 | 9 | 6 | 6 | 3 | 10 | 2 | 1 | 1 | 0 | 0 | 1 | 1 | 0 | 11-6 | 39 | 12 | 13 | 4.04 |
| May 11, 2019 | LSU | 9.0 | 7 | 3 | 3 | 3 | 7 | 1 | 0 | 1 | 2 | 0 | 0 | 1 | 0 | 2-3 | 39 | 13 | 13 | 4.02 |
| May 16, 2019 | at Texas A&M | 9.0 | 11 | 3 | 2 | 2 | 7 | 2 | 0 | 0 | 0 | 0 | 0 | 0 | 0 | 7-3 | 40 | 13 | 13 | 3.98 |
| May 17, 2019 | at Texas A&M | 8.0 | 7 | 6 | 6 | 6 | 9 | 2 | 0 | 2 | 0 | 0 | 0 | 0 | 2 | 2-6 | 40 | 14 | 13 | 4.02 |
| May 18, 2019 | at Texas A&M | 8.0 | 9 | 6 | 2 | 0 | 6 | 1 | 0 | 0 | 1 | 0 | 1 | 0 | 0 | 1-6 | 40 | 15 | 13 | 3.99 |
| May 22, 2019 | vs Ole Miss | 9.0 | 5 | 3 | 3 | 2 | 12 | 1 | 0 | 0 | 3 | 0 | 3 | 0 | 0 | 5-3 | 41 | 15 | 14 | 3.98 |
| May 23, 2019 | vs Georgia | 8.0 | 6 | 3 | 3 | 5 | 6 | 3 | 0 | 0 | 1 | 0 | 1 | 1 | 1 | 1-3 | 41 | 16 | 14 | 3.97 |
| May 24, 2019 | vs Ole Miss | 8.0 | 3 | 3 | 3 | 4 | 3 | 0 | 0 | 1 | 0 | 0 | 1 | 1 | 0 | 2-3 | 41 | 17 | 14 | 3.96 |
| | Totals | 511.2 | 433 | 260 | 225 | 219 | 544 | 73 | 4 | 45 | 44 | 3 | 51 | 29 | 5 | 437-260 | 41 | 17 | 14 | 3.96 |



TEAM GAME HIGHS (2019)

Team Batting

| | | |
|------------------|----|------------------------------------|
| At bats: | 58 | at Auburn (Apr 05, 2019) |
| Runs scored: | 19 | vs Northwestern St. (Apr 23, 2019) |
| Hits: | 22 | at Vanderbilt (Apr 14, 2019) |
| RBIs: | 17 | vs Northwestern St. (Apr 23, 2019) |
| Doubles: | 6 | at Vanderbilt (Apr 14, 2019) |
| | 6 | vs Northwestern St. (Apr 23, 2019) |
| | 6 | vs Tennessee (Apr 27, 2019) |
| Triples: | 2 | vs Ark.- Pine Bluff (Apr 16, 2019) |
| Home runs: | 5 | vs Northwestern St. (Apr 23, 2019) |
| | 5 | vs LSU (May 09, 2019) |
| | 5 | at Texas A&M (May 16, 2019) |
| Total bases: | 42 | vs Northwestern St. (Apr 23, 2019) |
| Walks: | 16 | vs Mississippi St. (Apr 19, 2019) |
| Strikeouts: | 20 | at Auburn (Apr 05, 2019) |
| Sac hits: | 3 | vs Eastern Illinois (Feb 17, 2019) |
| | 3 | at Texas (Mar 20, 2019) |
| Sac flies: | 2 | vs Eastern Illinois (Feb 16, 2019) |
| | 2 | vs Western Illinois (Mar 12, 2019) |
| | 2 | vs Grambling St. (Apr 30, 2019) |
| Stolen bases: | 5 | at USC (Feb 22, 2019) |
| | 5 | vs Memphis (Feb 27, 2019) |
| Hit by pitch: | 4 | vs Western Illinois (Mar 13, 2019) |
| | 4 | at Texas (Mar 20, 2019) |
| Caught stealing: | 1 | (14 games) |
| Runners LOB: | 18 | at Auburn (Apr 05, 2019) |
| Hit into DP: | 3 | vs Eastern Illinois (Feb 16, 2019) |

Fielding

| | | |
|---------------|----|------------------------------------|
| Putouts: | 45 | at Auburn (Apr 05, 2019) |
| Assists: | 24 | at Auburn (Apr 05, 2019) |
| Errors: | 4 | vs Little Rock (Apr 02, 2019) |
| | 4 | at Texas A&M (May 18, 2019) |
| Passed balls: | 1 | at Alabama (Mar 22, 2019) |
| | 1 | vs Little Rock (Apr 02, 2019) |
| | 1 | at Texas A&M (May 18, 2019) |
| DPs turned: | 2 | vs Eastern Illinois (Feb 16, 2019) |
| | 2 | at USC (Feb 22, 2019) |
| | 2 | vs Western Illinois (Mar 13, 2019) |

Pitching

| | | |
|------------------|------|----------------------------------|
| Innings pitched: | 15.0 | at Auburn (Apr 05, 2019) |
| Runs allowed: | 17 | vs Little Rock (Apr 02, 2019) |
| Earned runs: | 12 | at Vanderbilt (Apr 13, 2019) |
| | 12 | at Vanderbilt (Apr 14, 2019) |
| Walks allowed: | 14 | at Texas (Mar 20, 2019) |
| Strikeouts: | 18 | vs Stony Brook (Mar 01, 2019) |
| Hits allowed: | 16 | vs Little Rock (Apr 02, 2019) |
| Doubles allowed: | 4 | vs Little Rock (Apr 02, 2019) |
| | 4 | at Auburn (Apr 05, 2019) |
| Triples allowed: | 1 | (4 games) |
| Homers allowed: | 4 | at Vanderbilt (Apr 14, 2019) |
| Wild pitches: | 4 | at Auburn (Apr 05, 2019) |
| Hit batters: | 4 | vs Louisiana Tech (Mar 09, 2019) |
| | 4 | at Texas (Mar 20, 2019) |

INDIVIDUAL GAME HIGHS (2019)

Individual Batting

| | | |
|------------------|----|--|
| At bats: | 8 | Heston Kjerstad at Auburn (Apr 05, 2019) |
| Runs scored: | 6 | Trevor Ezell vs Grambling St. (Apr 30, 2019) |
| Hits: | 4 | (7 games) |
| RBIs: | 6 | Jacob Nesbit vs Tennessee (Apr 26, 2019) |
| Doubles: | 3 | Zack Plunkett vs Northwestern St. (Apr 23, 2019) |
| Triples: | 1 | (14 games) |
| Home runs: | 2 | (4 games) |
| Total bases: | 10 | Heston Kjerstad vs Tennessee (Apr 27, 2019) |
| Walks: | 3 | (10 games) |
| Strikeouts: | 4 | (4 games) |
| Sac hits: | 2 | Jacob Nesbit vs Eastern Illinois (Feb 17, 2019) |
| Sac flies: | 1 | (27 games) |
| Stolen bases: | 2 | (5 games) |
| Hit by pitch: | 2 | (4 games) |
| Caught stealing: | 1 | (14 games) |
| Runners LOB: | 6 | Jack Kenley vs Missouri (Mar 15, 2019) |

Fielding

| | | |
|---------------|----|--|
| Putouts: | 20 | Trevor Ezell at Auburn (Apr 05, 2019) |
| Assists: | 7 | Jack Kenley vs Eastern Illinois (Feb 16, 2019) |
| | 7 | Jack Kenley vs LSU (May 11, 2019) |
| Errors: | 2 | (7 games) |
| Passed balls: | 1 | Casey Opitz at Alabama (Mar 22, 2019) |
| | 1 | Zack Plunkett vs Little Rock (Apr 02, 2019) |
| | 1 | Casey Opitz at Texas A&M (May 18, 2019) |

Pitching

| | | |
|------------------|-----|---|
| Innings pitched: | 7.2 | Isaiah Campbell at Vanderbilt (Apr 12, 2019) |
| | 7.2 | Isaiah Campbell vs Mississippi St. (Apr 18, 2019) |
| | 7.2 | Connor Noland vs Mississippi St. (Apr 20, 2019) |
| Runs allowed: | 7 | Kole Ramage at Vanderbilt (Apr 13, 2019) |
| | 7 | Isaiah Campbell vs Tennessee (Apr 26, 2019) |
| Earned runs: | 7 | Kole Ramage at Vanderbilt (Apr 13, 2019) |
| Walks allowed: | 5 | Cody Scroggins vs Ole Miss (Mar 31, 2019) |
| | 5 | Kole Ramage at Auburn (Apr 05, 2019) |
| Strikeouts: | 13 | Isaiah Campbell vs Stony Brook (Mar 01, 2019) |
| Hits allowed: | 7 | (4 games) |
| Doubles allowed: | 3 | Isaiah Campbell at Vanderbilt (Apr 12, 2019) |
| Triples allowed: | 1 | (4 games) |
| Homers allowed: | 3 | Connor Noland at Kentucky (May 05, 2019) |
| Wild pitches: | 2 | (5 games) |
| Hit batters: | 2 | (7 games) |

#32 MATT CRONIN • JR • LHP • 6-2 • 190

CAREER HIGHS

| Category | High | Opponent (Last) | Date |
|----------------|------|---------------------|---------|
| Innings | 4.0 | at San Diego State | 2/24/18 |
| Longest Start | -- | -- | -- |
| Shortest Start | -- | -- | -- |
| Longest Relief | 4.0 | at San Diego State | 2/24/18 |
| Hits | 4 | No. 4 Kentucky | 3/16/18 |
| Runs | 3 | 2x (vs. Oregon St.) | 6/27/18 |
| Earned Runs | 3 | 2x (vs. Oregon St.) | 6/27/18 |
| Walks | 3 | vs. Auburn | 5/25/17 |
| Strikeouts | 6 | vs. Auburn | 5/25/17 |

CRONIN'S CAREER APPEARANCES

Matt Cronin 2019 Game-By-Game (Junior)

(22 Appearances, 0 Starts)

| Date | Opponent | IP | H | R-ER | BB | K | Result |
|---------------|--------------------|-------------|-----------|------------|-----------|-----------|--------------------|
| 2/17/19 | Eastern Illinois | 1.2 | 1 | 0-0 | 1 | 1 | W, 1-0 |
| 2/21/19 | at USC | 1.1 | 0 | 0-0 | 0 | 4 | S, 1 |
| 2/22/19 | at USC | 1.0 | 0 | 0-0 | 0 | 1 | S, 2 |
| 3/1/19 | Stony Brook | 1.0 | 2 | 0-0 | 1 | 3 | S, 3 |
| 3/8/19 | Louisiana Tech | 1.0 | 0 | 0-0 | 1 | 1 | S, 4 |
| 3/12/19 | Western Illinois | 1.0 | 0 | 0-0 | 1 | 2 | ND |
| 3/15/19 | Missouri | 1.0 | 0 | 0-0 | 1 | 3 | S, 5 |
| 3/16/19 | Missouri | 1.0 | 0 | 0-0 | 0 | 1 | S, 6 |
| 3/24/19 | at Alabama | 1.0 | 0 | 0-0 | 0 | 2 | ND |
| 3/26/19 | at Missouri St. | 1.0 | 0 | 0-0 | 0 | 0 | ND |
| 3/29/19 | #21 Ole Miss | 1.2 | 1 | 1-1 | 1 | 3 | S, 7 |
| 4/5/19 | at #15 Auburn | 1.2 | 1 | 0-0 | 2 | 3 | ND |
| 4/14/19 | at #6 Vanderbilt | 1.2 | 2 | 2-2 | 2 | 1 | ND |
| 4/18/19 | #2 Mississippi St. | 1.1 | 1 | 1-1 | 1 | 3 | S, 8 |
| 4/24/19 | Northwestern St. | 0.1 | 1 | 1-1 | 0 | 1 | ND |
| 4/26/19 | #18 Tennessee | 1.0 | 0 | 0-0 | 0 | 2 | S, 9 |
| 4/28/19 | #18 Tennessee | 1.1 | 3 | 1-1 | 0 | 0 | ND |
| 5/3/19 | at Kentucky | 2.0 | 0 | 0-0 | 2 | 4 | S, 10 |
| 5/10/19 | #15 LSU | 1.0 | 1 | 0-0 | 0 | 1 | ND |
| 5/16/19 | at #17 Texas A&M | 1.0 | 1 | 0-0 | 1 | 0 | ND |
| 5/22/19 | vs. Ole Miss | 1.1 | 0 | 0-0 | 0 | 4 | S, 11 |
| 5/24/19 | vs. Ole Miss | 0.2 | 1 | 0-0 | 0 | 0 | ND |
| TOTALS | 22 G, 0 GS | 26.0 | 15 | 6-6 | 14 | 40 | 1-0 (11 SV) |

Matt Cronin 2018 Game-By-Game (Sophomore)

(25 Appearances, 0 Starts)

| Date | Opponent | IP | H | R-ER | BB | K | Result |
|---------|------------------|-----|---|------|----|---|--------|
| 2/18/18 | Bucknell | 1.0 | 1 | 0-0 | 0 | 1 | W, 1-0 |
| 2/21/18 | vs. Arizona | 2.1 | 0 | 0-0 | 1 | 3 | S, 1 |
| 2/24/18 | at San Diego St. | 4.0 | 0 | 0-0 | 0 | 5 | W, 2-0 |
| 3/3/18 | USC | 2.2 | 2 | 2-2 | 2 | 2 | ND |
| 3/9/18 | Kent State | 1.0 | 0 | 0-0 | 0 | 1 | ND |
| 3/14/18 | Texas | 1.2 | 1 | 0-0 | 0 | 2 | S, 2 |
| 3/16/18 | #4 Kentucky | 2.2 | 4 | 2-2 | 0 | 4 | S, 3 |
| 3/23/18 | at #2 Florida | 2.0 | 1 | 0-0 | 0 | 4 | S, 4 |
| 3/25/18 | at #2 Florida | 1.2 | 1 | 1-1 | 0 | 0 | ND |
| 3/29/18 | at #4 Ole Miss | 3.0 | 1 | 0-0 | 1 | 5 | S, 5 |

Matt Cronin Career Stats

| Year | ERA | W | L | App | GS | CG | SHO | CBO | SV | IP | H | R | ER | BB | SO | 2B | 3B | HR | BF | B/Avg | WP | HBP | BK | SFA | SHA | PO | A | E | FLD% |
|--------------|-------------|----------|----------|-----------|----------|----------|----------|----------|-----------|-------------|-----------|-----------|-----------|-----------|------------|----------|----------|----------|------------|-------------|----------|----------|----------|----------|----------|----------|----------|----------|-------------|
| 2017 | 2.00 | 3 | 1 | 15 | 0 | 0 | 0 | 2 | 1 | 18.0 | 8 | 4 | 4 | 12 | 31 | 1 | 0 | 1 | 76 | .136 | 0 | 3 | 0 | 0 | 2 | 0 | 2 | 0 | 1.000 |
| 2018 | 3.54 | 2 | 2 | 25 | 0 | 0 | 0 | 3 | 14 | 48.1 | 25 | 19 | 19 | 14 | 59 | 6 | 0 | 3 | 183 | .154 | 5 | 1 | 0 | 4 | 2 | 0 | 5 | 0 | 1.000 |
| 2019 | 2.08 | 1 | 0 | 22 | 0 | 0 | 0 | 2 | 11 | 26.0 | 15 | 6 | 6 | 14 | 39 | 0 | 1 | 4 | 105 | .169 | 1 | 1 | 0 | 1 | 0 | 0 | 1 | 1 | .500 |
| TOTAL | 2.83 | 6 | 3 | 62 | 0 | 0 | 0 | 7 | 26 | 92.1 | 48 | 29 | 29 | 40 | 129 | 7 | 1 | 8 | 364 | .155 | 6 | 5 | 0 | 5 | 4 | 0 | 8 | 1 | .889 |

Matt Cronin Career SEC Stats

| Year | ERA | W | L | App | GS | CG | SHO | CBO | SV | IP | H | R | ER | BB | SO | 2B | 3B | HR | BF | B/Avg | WP | HBP | BK | SFA | SHA | PO | A | E | FLD% |
|--------------|-------------|----------|----------|-----------|----------|----------|----------|----------|-----------|-------------|-----------|-----------|-----------|-----------|-----------|----------|----------|----------|------------|-------------|----------|----------|----------|----------|----------|----------|----------|----------|--------------|
| 2017 | 0.00 | 0 | 0 | 2 | 0 | 0 | 0 | 0 | 0 | 1.1 | 1 | 0 | 0 | 1 | 1 | 0 | 0 | 0 | 6 | .333 | 0 | 1 | 0 | 0 | 1 | 0 | 0 | 0 | .000 |
| 2018 | 4.18 | 0 | 1 | 11 | 0 | 0 | 0 | 2 | 7 | 23.2 | 13 | 11 | 11 | 7 | 27 | 2 | 0 | 2 | 91 | .157 | 2 | 0 | 0 | 0 | 1 | 0 | 2 | 0 | 1.000 |
| 2019 | 2.87 | 0 | 0 | 12 | 0 | 0 | 0 | 1 | 6 | 15.2 | 10 | 5 | 5 | 10 | 22 | 0 | 1 | 3 | 66 | .182 | 1 | 1 | 0 | 0 | 0 | 0 | 1 | 0 | 1.000 |
| TOTAL | 3.54 | 0 | 1 | 25 | 0 | 0 | 0 | 3 | 13 | 40.2 | 24 | 16 | 16 | 18 | 50 | 2 | 1 | 5 | 163 | .170 | 3 | 2 | 0 | 0 | 2 | 0 | 3 | 0 | 1.000 |

| | | | | | | | |
|---------------|--------------------|-------------|-----------|--------------|-----------|-----------|--------------------|
| 3/31/18 | at #4 Ole Miss | 2.0 | 1 | 2-2 | 1 | 1 | ND |
| 4/6/18 | #13 Auburn | 2.2 | 0 | 0-0 | 0 | 1 | S, 6 |
| 4/10/18 | Grambling St. | 1.0 | 0 | 0-0 | 0 | 1 | S, 7 |
| 4/14/18 | South Carolina | 1.0 | 0 | 0-0 | 0 | 1 | S, 8 |
| 4/14/18 | South Carolina | 2.0 | 1 | 0-0 | 0 | 1 | S, 9 |
| 4/20/18 | at Mississippi St. | 2.0 | 1 | 3-3 | 3 | 5 | L, 2-1 |
| 5/13/18 | #20 Texas A&M | 2.0 | 0 | 2-2 | 2 | 2 | ND |
| 5/17/18 | at #13 Georgia | 2.2 | 3 | 1-1 | 0 | 3 | S, 10 |
| 5/25/18 | vs. Florida | 2.0 | 0 | 0-0 | 1 | 5 | S, 11 |
| 6/3/18 | Dallas Baptist | 2.0 | 3 | 1-1 | 0 | 4 | S, 12 |
| 6/11/18 | #25 South Carolina | 1.0 | 0 | 0-0 | 1 | 1 | ND |
| 6/20/18 | vs. Texas Tech | 1.1 | 2 | 2-2 | 1 | 2 | ND |
| 6/22/18 | vs. Florida | 2.0 | 1 | 0-0 | 0 | 2 | S, 13 |
| 6/26/18 | vs. Oregon St. | 1.0 | 0 | 0-0 | 0 | 2 | S, 14 |
| 6/27/18 | vs. Oregon St. | 1.2 | 2 | 3-3 | 1 | 1 | L, 2-2 |
| TOTALS | 25 G, 0 GS | 50.1 | 25 | 19-19 | 14 | 59 | 2-2 (14 SV) |

Matt Cronin 2017 Game-By-Game (Freshman)

(15 Appearances, 0 Starts)

| Date | Opponent | IP | H | R-ER | BB | K | Result |
|---------------|-------------------|-------------|----------|------------|-----------|-----------|------------|
| 3/4/17 | vs. Nebraska | 1.0 | 0 | 0-0 | 0 | 2 | ND |
| 3/8/17 | ULM | 2.0 | 0 | 0-0 | 2 | 3 | ND |
| 3/15/17 | Alcorn State | 2.0 | 2 | 1-1 | 0 | 4 | ND |
| 3/22/17 | New Orleans | 0.0 | 0 | 1-1 | 1 | 0 | ND |
| 4/1/17 | at Alabama | 1.0 | 1 | 0-0 | 1 | 1 | ND |
| 4/5/17 | Grand Canyon | 1.0 | 0 | 0-0 | 0 | 2 | ND |
| 4/11/17 | at Missouri State | 1.2 | 1 | 0-0 | 1 | 2 | W, 1-0 |
| 4/18/17 | Memphis | 1.1 | 2 | 0-0 | 0 | 2 | W, 2-0 |
| 4/25/17 | vs. Kansas State | 3.0 | 2 | 0-0 | 1 | 5 | ND |
| 5/19/17 | at #22 Texas A&M | 0.1 | 0 | 0-0 | 0 | 0 | ND |
| 5/25/17 | vs. Auburn | 3.0 | 0 | 0-0 | 3 | 6 | W, 3-0 |
| 5/28/17 | vs. LSU | 0.1 | 0 | 0-0 | 0 | 1 | ND |
| 6/2/17 | Oral Roberts | 0.1 | 0 | 0-0 | 0 | 1 | ND |
| 6/3/17 | Missouri State | 0.0 | 0 | 1-1 | 1 | 0 | L, 3-1 |
| 6/4/17 | Missouri State | 1.0 | 0 | 1-1 | 2 | 2 | ND |
| TOTALS | 15 G, 0 GS | 18.0 | 8 | 4-4 | 12 | 31 | 3-1 |

2019 TRENDS

- Has a 2.08 ERA in 26.0 innings with only six earned runs allowed and 11 saves.
- Seven of his 11 saves have come against SEC opponents, which ties for the third most.
- Has pitched at least one inning in 48 of his last 50 outings dating back to 2017.
- Thrown at least 1.1 innings in seven of last 12 appearances.
- Began the year on a 11-inning scoreless streak (Feb. 17-March 26), saving six games.
- Earned a save on consecutive days against Missouri (March 15-16). Second instance this year (USC).
- Just six hits allowed in his last 8.1 innings (7 outings)
- One run or less allowed in last nine outings.
- Earned fifth win of career in first appearance of 2019 (vs. Eastern Illinois).
- Tied for fourth in SEC in saves (11).
- Tied for fourth in SEC in games finished (18).
- Ranks 2nd on Arkansas career chart with 26 saves (33 - Philip Stidham - 1989-91).

CAREER HIGHS

| Category | High | Opponent (Last) | Date |
|----------------|------|--------------------------|---------|
| Innings | 5.2 | at Auburn | 4/21/17 |
| Longest Start | -- | -- | -- |
| Shortest Start | -- | -- | -- |
| Longest Relief | 5.2 | at Auburn | 4/21/17 |
| Hits | 7 | at Auburn | 4/21/17 |
| Runs | 5 | at Auburn | 4/21/17 |
| Earned Runs | 5 | at Auburn | 4/21/17 |
| Walks | 2 | 2x (at No. 6 Vanderbilt) | 4/13/19 |
| Strikeouts | 5 | at Auburn | 4/21/17 |

DENTON'S CAREER APPEARANCES

Marshall Denton 2019 Game-By-Game (R-Sophomore)
(22 Appearances, 3 Starts)

| Date | Opponent | IP | H | R-ER | BB | K | Result |
|---------------|--------------------|-------------|-----------|--------------|----------|-----------|-------------------|
| 2/16/19 | Eastern Illinois-1 | 1.0 | 1 | 0-0 | 0 | 1 | ND |
| 2/16/19 | Eastern Illinois-2 | 1.0 | 1 | 0-0 | 0 | 0 | ND |
| 2/23/19 | at USC | 0.0 | 1 | 1-1 | 0 | 0 | L, 0-1 |
| 3/2/19 | Stony Brook | 1.0 | 1 | 0-0 | 0 | 1 | ND |
| 3/9/19 | Louisiana Tech | 0.2 | 0 | 0-0 | 0 | 1 | ND |
| 3/13/19 | Western Illinois* | 3.0 | 2 | 0-0 | 0 | 3 | W, 1-1 |
| 3/20/19 | at #9 Texas* | 2.0 | 1 | 0-0 | 1 | 1 | ND |
| 3/22/19 | at Alabama | 0.1 | 1 | 0-0 | 0 | 0 | ND |
| 3/26/19 | at Missouri St. | 0.2 | 3 | 1-1 | 0 | 1 | ND |
| 3/31/19 | #21 Ole Miss | 1.0 | 0 | 0-0 | 0 | 1 | ND |
| 4/2/19 | Little Rock | 2.0 | 4 | 4-2 | 0 | 2 | ND |
| 4/9/19 | Oral Roberts* | 2.0 | 3 | 3-3 | 0 | 2 | ND |
| 4/13/19 | at #6 Vanderbilt | 1.0 | 0 | 0-0 | 0 | 2 | ND |
| 4/14/19 | at #6 Vanderbilt | 0.2 | 0 | 0-0 | 0 | 2 | S, 1 |
| 4/16/19 | Ark.- Pine Bluff | 0.2 | 1 | 0-0 | 1 | 1 | ND |
| 4/19/19 | #2 Mississippi St. | 1.0 | 0 | 0-0 | 0 | 1 | ND |
| 4/24/19 | Northwestern St.* | 3.0 | 5 | 4-4 | 0 | 3 | ND |
| 4/28/19 | #18 Tennessee | 0.2 | 1 | 1-1 | 0 | 0 | ND |
| 4/30/19 | Grambling St. | 2.0 | 1 | 0-0 | 0 | 4 | W, 2-1 |
| 5/5/19 | at Kentucky | 0.2 | 0 | 0-0 | 0 | 1 | ND |
| 5/11/19 | #15 LSU | 1.0 | 0 | 0-0 | 0 | 2 | ND |
| 5/17/19 | at #17 Texas A&M | 2.0 | 1 | 0-0 | 1 | 2 | ND |
| TOTALS | 22 G, 3 GS | 27.1 | 27 | 14-12 | 3 | 31 | 2-1 (1 SV) |

Marshall Denton 2017 Game-By-Game (Freshman)
(7 Appearances, 0 Starts)

| Date | Opponent | IP | H | R-ER | BB | K | Result |
|---------------|------------------|-------------|-----------|------------|----------|-----------|------------|
| 2/25/17 | Bryant | 0.1 | 0 | 0-0 | 0 | 0 | ND |
| 3/4/17 | vs. Nebraska | 0.1 | 0 | 0-0 | 1 | 0 | ND |
| 3/7/17 | ULM | 1.0 | 2 | 0-0 | 0 | 2 | ND |
| 3/16/17 | Alcorn State | 1.0 | 0 | 0-0 | 0 | 1 | ND |
| 4/4/17 | Grand Canyon | 1.0 | 0 | 0-0 | 0 | 1 | ND |
| 4/18/17 | Memphis | 1.0 | 0 | 0-0 | 0 | 1 | ND |
| 4/21/17 | at Auburn | 5.2 | 7 | 5-5 | 2 | 5 | ND |
| 4/25/17 | vs. Kansas State | 0.0 | 1 | 1-1 | 0 | 0 | ND |
| TOTALS | 8 G, 0 GS | 10.1 | 10 | 6-6 | 3 | 10 | 0-0 |

2019 TRENDS

- Has at least one strikeout in 13 of last 14 outings.
- Struck out a season-high four batters in two innings of work against Grambling State (April 30).
- Picked up second win of career in two relief innings vs. Grambling State (April 30).
- Earned first career save after retiring final two batters against No. 6 Vanderbilt (April 14), both on strikeouts.
- Has a 2.60 ERA in 17 relief appearances with only five earned runs allowed in 16.2 innings.
- Has given up just one run in last nine relief appearances.
- Only two walks allowed in last 15 appearances and three walks for entire season.

Marshall Denton Career Stats

| Year | ERA | W | L | App | GS | CG | SHO | CBO | SV | IP | H | R | ER | BB | SO | 2B | 3B | HR | BF | B/Avg | WP | HBP | BK | SFA | SHA | PO | A | E | FLD% |
|--------------|-------------|----------|----------|-----------|----------|----------|----------|----------|----------|-------------|-----------|-----------|-----------|----------|-----------|----------|----------|----------|------------|-------------|----------|----------|----------|----------|----------|----------|----------|----------|--------------|
| 2017 | 5.23 | 0 | 0 | 8 | 0 | 0 | 0 | 0 | 0 | 10.1 | 10 | 6 | 6 | 3 | 10 | 3 | 0 | 3 | 45 | .244 | 0 | 1 | 0 | 0 | 0 | 0 | 2 | 0 | 1.000 |
| 2019 | 3.95 | 2 | 0 | 22 | 4 | 0 | 0 | 0 | 1 | 27.1 | 27 | 14 | 12 | 3 | 30 | 5 | 1 | 3 | 115 | .252 | 2 | 2 | 1 | 1 | 2 | 2 | 2 | 0 | 1.000 |
| TOTAL | 4.30 | 2 | 0 | 30 | 4 | 0 | 0 | 0 | 1 | 37.2 | 37 | 20 | 18 | 6 | 40 | 8 | 1 | 6 | 160 | .250 | 2 | 3 | 1 | 1 | 2 | 2 | 4 | 0 | 1.000 |

Marshall Denton Career SEC Stats

| Year | ERA | W | L | App | GS | CG | SHO | CBO | SV | IP | H | R | ER | BB | SO | 2B | 3B | HR | BF | B/Avg | WP | HBP | BK | SFA | SHA | PO | A | E | FLD% |
|--------------|-------------|----------|----------|-----------|----------|----------|----------|----------|----------|-------------|-----------|----------|----------|----------|-----------|----------|----------|----------|-----------|-------------|----------|----------|----------|----------|----------|----------|----------|----------|--------------|
| 2017 | 7.94 | 0 | 0 | 1 | 0 | 0 | 0 | 0 | 0 | 5.2 | 7 | 5 | 5 | 2 | 5 | 3 | 0 | 2 | 26 | .292 | 0 | 0 | 0 | 0 | 0 | 0 | 0 | 0 | .000 |
| 2019 | 1.08 | 0 | 0 | 9 | 0 | 0 | 0 | 0 | 1 | 8.1 | 3 | 1 | 1 | 1 | 11 | 2 | 0 | 0 | 29 | .115 | 1 | 0 | 0 | 0 | 2 | 1 | 0 | 0 | 1.000 |
| TOTAL | 3.86 | 0 | 0 | 10 | 0 | 0 | 0 | 0 | 1 | 14.0 | 10 | 6 | 6 | 3 | 16 | 5 | 0 | 2 | 55 | .200 | 1 | 0 | 0 | 0 | 2 | 1 | 0 | 0 | 1.000 |

#45 KEVIN KOPPS • R-JR • RHP • 6-0 • 195

CAREER HIGHS

| Category | High | Opponent (Last) | Date |
|----------------|------|----------------------|---------|
| Innings | 5.2 | Georgia | 4/15/17 |
| Longest Start | 3.1 | 2x (Bryant) | 2/26/17 |
| Shortest Start | 2.0 | 2x (Missouri St.) | 6/4/17 |
| Longest Relief | 5.2 | Georgia | 4/15/17 |
| Hits | 5 | 2x (Georgia) | 4/15/17 |
| Runs | 3 | 4x (No. 21 Ole Miss) | 3/31/19 |
| Earned Runs | 3 | 3x (No. 21 Ole Miss) | 3/31/19 |
| Walks | 3 | 2x (at Missouri) | 3/26/17 |
| Strikeouts | 5 | Miami (Ohio) | 2/19/17 |

KOPPS' CAREER APPEARANCES

Kevin Kopps 2019 Game-By-Game (R-Sophomore)
(27 Appearances, 0 Starts)

| Date | Opponent | IP | H | R-ER | BB | K | Result |
|---------------|-----------------------|-------------|-----------|--------------|-----------|-----------|------------|
| 2/22/19 | at USC | 2.2 | 3 | 0-0 | 0 | 0 | ND |
| 3/1/19 | Stony Brook | 1.0 | 1 | 1-1 | 0 | 2 | ND |
| 3/6/19 | Charlotte | 1.0 | 0 | 0-0 | 1 | 2 | ND |
| 3/8/19 | Louisiana Tech | 2.0 | 0 | 0-0 | 0 | 3 | W, 1-0 |
| 3/10/19 | Louisiana Tech | 1.0 | 1 | 0-0 | 1 | 1 | ND |
| 3/12/19 | Western Illinois | 1.0 | 0 | 0-0 | 1 | 2 | ND |
| 3/16/19 | Missouri | 0.1 | 1 | 0-0 | 0 | 0 | ND |
| 3/17/19 | Missouri | 1.2 | 1 | 0-0 | 1 | 1 | ND |
| 3/24/19 | at Alabama | 1.1 | 0 | 0-0 | 0 | 4 | ND |
| 3/26/19 | at Missouri St. | 1.0 | 1 | 0-0 | 0 | 2 | ND |
| 3/30/19 | #21 Ole Miss | 1.0 | 2 | 1-1 | 0 | 0 | L, 1-1 |
| 3/31/19 | #21 Ole Miss | 0.2 | 2 | 3-3 | 1 | 1 | L, 1-2 |
| 4/5/19 | at #15 Auburn-1 | 0.2 | 2 | 2-2 | 0 | 1 | L, 1-3 |
| 4/5/19 | at #15 Auburn-2 | 1.1 | 0 | 0-0 | 0 | 2 | W, 2-3 |
| 4/9/19 | Oral Roberts | 2.0 | 2 | 0-0 | 0 | 2 | ND |
| 4/12/19 | at #6 Vanderbilt | 0.1 | 0 | 0-0 | 0 | 1 | ND |
| 4/14/19 | at #6 Vanderbilt | 1.0 | 0 | 0-0 | 0 | 1 | ND |
| 4/19/19 | at #2 Mississippi St. | 3.0 | 0 | 0-0 | 1 | 3 | W, 3-3 |
| 4/23/19 | Northwestern St. | 1.0 | 3 | 1-1 | 0 | 1 | ND |
| 4/26/19 | #18 Tennessee | 2.0 | 4 | 2-2 | 0 | 3 | W, 4-3 |
| 5/3/19 | at Kentucky | 0.0 | 1 | 1-1 | 2 | 0 | ND |
| 5/5/19 | at Kentucky | 1.0 | 0 | 0-0 | 0 | 2 | ND |
| 5/10/19 | #15 LSU | 4.0 | 1 | 0-0 | 1 | 4 | W, 5-3 |
| 5/16/19 | at #17 Texas A&M | 1.1 | 3 | 1-1 | 0 | 0 | ND |
| 5/18/19 | at #17 Texas A&M | 1.0 | 0 | 0-0 | 0 | 2 | ND |
| 5/22/19 | vs. Ole Miss | 1.2 | 2 | 1-1 | 1 | 2 | W, 6-3 |
| 5/24/19 | vs. Ole Miss | 0.1 | 0 | 0-0 | 2 | 0 | ND |
| TOTALS | 27 G, 0 GS | 35.1 | 30 | 13-13 | 12 | 42 | 6-3 |

Kevin Kopps 2017 Game-By-Game (R-Freshman)
(22 Appearances, 5 Starts)

| Date | Opponent | IP | H | R-ER | BB | K | Result |
|---------|------------------|-----|---|------|----|---|--------|
| 2/19/17 | Miami (Ohio)* | 3.1 | 2 | 1-1 | 2 | 5 | W, 1-0 |
| 2/26/17 | Bryant* | 3.1 | 4 | 2-2 | 2 | 2 | ND |
| 3/3/17 | vs. Arizona | 0.2 | 0 | 0-0 | 0 | 0 | ND |
| 3/5/17 | vs. Oklahoma St. | 2.1 | 1 | 0-0 | 1 | 1 | ND |

| | | | | | | | |
|---------------|---------------------|-------------|-----------|--------------|-----------|-----------|-------------------|
| 3/12/17 | Rhode Island | 3.0 | 1 | 0-0 | 3 | 3 | ND |
| 3/17/17 | Mississippi St. | 0.2 | 1 | 0-0 | 0 | 1 | ND |
| 3/22/17 | New Orleans | 1.0 | 0 | 0-0 | 0 | 1 | S, 1 |
| 3/26/17 | at Missouri | 3.2 | 2 | 2-2 | 3 | 4 | ND |
| 4/1/17 | at Alabama | 3.0 | 5 | 3-3 | 0 | 4 | ND |
| 4/8/17 | LSU | 0.2 | 2 | 3-3 | 1 | 0 | ND |
| 4/11/17 | at Missouri St. | 1.0 | 2 | 1-1 | 0 | 1 | W, 2-0 |
| 4/15/17 | Georgia | 5.2 | 5 | 0-0 | 2 | 3 | ND |
| 4/23/17 | at Auburn | 1.0 | 3 | 1-1 | 2 | 0 | ND |
| 4/25/17 | vs. Kansas St.* | 2.0 | 1 | 1-1 | 0 | 1 | ND |
| 4/28/17 | Ole Miss-1 | 2.2 | 2 | 0-0 | 1 | 2 | ND |
| 5/4/17 | at Tennessee | 2.2 | 2 | 0-0 | 0 | 2 | ND |
| 5/12/17 | Vanderbilt | 2.0 | 1 | 0-0 | 0 | 2 | W, 3-0 |
| 5/20/17 | at Texas A&M | 3.0 | 2 | 0-0 | 1 | 4 | S, 2 |
| 5/25/17 | vs. Mississippi St. | 1.0 | 1 | 1-1 | 0 | 0 | ND |
| 5/28/17 | vs. LSU* | 3.0 | 3 | 3-1 | 0 | 1 | L, 3-1 |
| 6/2/17 | Oral Roberts | 1.1 | 2 | 0-0 | 0 | 1 | ND |
| 6/4/17 | Missouri St.* | 2.0 | 4 | 2-2 | 0 | 2 | ND |
| TOTALS | 22 G, 5 GS | 49.0 | 46 | 20-18 | 18 | 40 | 3-1 (2 SV) |

2019 TRENDS

- Six runs allowed in last 20.0 IP (14 games).
- Has thrown 2.0 IP or more six times in 2019.
- Totaled 17 scoreless outings this season.
- Seven walks in last 20.1 innings (15 games).
- At least one strikeout in 16 of last 20 outings.
- Four wins in his last nine outings.
- Picked up fifth win of the year on a season-high four innings against No. 15 LSU.
- Has not lost a decision out of the bullpen since April 5 (at #15 Auburn).
- Team leader in appearances (27 appearances).
- Has only given up one home run in 47.0 innings in conference play.

Kevin Kopps Career Stats

| Year | ERA | W | L | App | GS | CG | SHO | CBO | SV | IP | H | R | ER | BB | SO | 2B | 3B | HR | BF | B/Avg | WP | HBP | BK | SFA | SHA | PO | A | E | FLD% |
|-------|-----------------|---|---|-----|----|----|-----|-----|----|------|----|----|----|----|----|----|----|----|-----|-------|----|-----|----|-----|-----|----|----|---|-------|
| 2016 | REDSHIRT SEASON | | | | | | | | | | | | | | | | | | | | | | | | | | | | |
| 2017 | 3.31 | 3 | 1 | 22 | 5 | 0 | 0 | 2 | 2 | 49.0 | 46 | 20 | 18 | 18 | 40 | 7 | 0 | 3 | 203 | .254 | 5 | 3 | 0 | 0 | 1 | 4 | 7 | 1 | .917 |
| 2018 | INJURED | | | | | | | | | | | | | | | | | | | | | | | | | | | | |
| 2019 | 3.31 | 6 | 3 | 27 | 0 | 0 | 0 | 2 | 0 | 35.1 | 30 | 13 | 13 | 12 | 42 | 9 | 0 | 1 | 150 | .231 | 3 | 3 | 0 | 1 | 4 | 2 | 4 | 0 | 1.000 |
| TOTAL | 3.31 | 9 | 4 | 49 | 5 | 0 | 0 | 4 | 2 | 84.1 | 76 | 33 | 31 | 30 | 82 | 16 | 0 | 4 | 353 | .244 | 8 | 6 | 0 | 1 | 5 | 6 | 11 | 1 | .944 |

Kevin Kopps Career SEC Stats

| Year | ERA | W | L | App | GS | CG | SHO | CBO | SV | IP | H | R | ER | BB | SO | 2B | 3B | HR | BF | B/Avg | WP | HBP | BK | SFA | SHA | PO | A | E | FLD% |
|-------|-----------------|---|---|-----|----|----|-----|-----|----|------|----|----|----|----|----|----|----|----|-----|-------|----|-----|----|-----|-----|----|---|---|-------|
| 2016 | REDSHIRT SEASON | | | | | | | | | | | | | | | | | | | | | | | | | | | | |
| 2017 | 3.24 | 2 | 0 | 10 | 0 | 0 | 0 | 1 | 1 | 25.0 | 25 | 9 | 9 | 10 | 22 | 4 | 0 | 1 | 104 | .272 | 3 | 2 | 0 | 0 | 0 | 2 | 4 | 0 | 1.000 |
| 2018 | INJURED | | | | | | | | | | | | | | | | | | | | | | | | | | | | |
| 2019 | 4.35 | 4 | 3 | 16 | 0 | 0 | 0 | 0 | 0 | 20.2 | 17 | 10 | 10 | 6 | 25 | 8 | 0 | 0 | 86 | .224 | 2 | 2 | 0 | 0 | 2 | 2 | 3 | 0 | 1.000 |
| TOTAL | 3.74 | 6 | 3 | 26 | 0 | 0 | 0 | 1 | 1 | 45.2 | 42 | 19 | 19 | 16 | 47 | 12 | 0 | 1 | 190 | .250 | 5 | 4 | 0 | 0 | 2 | 4 | 7 | 0 | 1.000 |

CAREER HIGHS

| Category | High | Opponent (Last) | Date |
|----------------|------|-----------------------|---------|
| Innings | 5.0 | Eastern Illinois | 2/17/19 |
| Longest Start | 5.0 | Eastern Illinois | 2/17/19 |
| Shortest Start | 5.0 | Eastern Illinois | 2/17/19 |
| Longest Relief | 3.2 | 2x (at USC) | 2/23/19 |
| Hits | 7 | at No. 2 Florida | 3/24/18 |
| Runs | 7 | at No. 2 Florida | 3/24/18 |
| Earned Runs | 5 | at No. 2 Florida | 3/24/18 |
| Walks | 3 | vs. Nebraska | 3/4/17 |
| Strikeouts | 3 | 4x (No. 18 Tennessee) | 4/26/19 |

KOSTYSHOCK'S CAREER APPEARANCES

Jacob Kostyshock 2019 Game-By-Game (Junior)
(19 Appearances, 1 Start)

| Date | Opponent | IP | H | R-ER | BB | K | Result |
|---------------|--------------------|-------------|-----------|-------------|----------|-----------|-------------------|
| 2/17/19 | Eastern Illinois* | 5.0 | 3 | 0-0 | 2 | 3 | ND |
| 2/23/19 | at USC | 3.2 | 3 | 1-1 | 0 | 3 | ND |
| 3/1/19 | Stony Brook | 2.0 | 1 | 0-0 | 0 | 2 | S, 1 |
| 3/9/19 | Louisiana Tech | 1.1 | 2 | 3-1 | 0 | 2 | L, 0-1 |
| 3/12/19 | Western Illinois | 1.0 | 0 | 0-0 | 0 | 1 | ND |
| 3/15/19 | Missouri | 1.0 | 0 | 0-0 | 1 | 1 | ND |
| 3/17/19 | Missouri | 2.1 | 1 | 2-2 | 0 | 3 | W, 1-1 |
| 3/24/19 | at Alabama | 1.2 | 2 | 0-0 | 2 | 1 | ND |
| 3/29/19 | #21 Ole Miss | 0.1 | 1 | 0-0 | 1 | 0 | ND |
| 4/20/19 | #2 Mississippi St. | 0.2 | 1 | 2-2 | 2 | 0 | ND |
| 4/23/19 | Northwestern St. | 1.0 | 0 | 0-0 | 1 | 0 | ND |
| 4/26/19 | #18 Tennessee | 1.1 | 2 | 0-0 | 0 | 3 | ND |
| 4/27/19 | #18 Tennessee | 0.1 | 0 | 0-0 | 0 | 0 | ND |
| 5/5/19 | at Kentucky | 1.2 | 0 | 0-0 | 0 | 2 | ND |
| 5/10/19 | #15 LSU | 0.2 | 0 | 0-0 | 0 | 1 | ND |
| 5/11/19 | #15 LSU | 0.2 | 2 | 1-1 | 0 | 1 | L, 1-2 |
| 5/16/19 | at #17 Texas A&M | 0.2 | 1 | 0-0 | 0 | 1 | ND |
| 5/22/19 | vs. Ole Miss | 0.2 | 0 | 0-0 | 0 | 1 | ND |
| 5/23/19 | vs. Georgia | 0.2 | 2 | 2-2 | 1 | 1 | L, 1-3 |
| TOTALS | 19 G, 1 GS | 27.0 | 21 | 11-9 | 9 | 25 | 1-3 (1 SV) |

Jacob Kostyshock 2018 Game-By-Game (Sophomore)
(9 Appearances, 0 Starts)

| Date | Opponent | IP | H | R-ER | BB | K | Result |
|---------------|-------------------|-------------|-----------|--------------|----------|-----------|-------------------|
| 2/17/18 | Bucknell | 1.0 | 0 | 0-0 | 0 | 2 | ND |
| 2/25/18 | at San Diego | 3.0 | 3 | 0-0 | 0 | 3 | ND |
| 3/9/18 | Kent State - 1 | 1.0 | 1 | 0-0 | 1 | 1 | ND |
| 3/9/18 | Kent State - 2 | 0.1 | 1 | 0-0 | 0 | 0 | ND |
| 3/13/18 | Texas | 3.0 | 4 | 2-2 | 2 | 1 | S, 1 |
| 3/21/18 | at Charlotte | 1.0 | 2 | 1-1 | 0 | 0 | ND |
| 3/24/18 | at No. 2 Florida | 3.2 | 7 | 7-5 | 2 | 2 | ND |
| 3/31/18 | at No. 4 Ole Miss | 0.1 | 1 | 2-2 | 1 | 0 | ND |
| 4/29/18 | Alabama | 0.2 | 0 | 0-0 | 2 | 1 | ND |
| TOTALS | 9 G, 0 GS | 14.0 | 19 | 12-10 | 8 | 10 | 0-0 (1 SV) |

Jacob Kostyshock 2017 Game-By-Game (Freshman)
(6 Appearances, 0 Starts)

| Date | Opponent | IP | H | R-ER | BB | K | Result |
|---------------|------------------|------------|----------|------------|----------|----------|------------|
| 3/4/17 | vs. Nebraska | 0.2 | 2 | 3-3 | 3 | 2 | ND |
| 3/8/17 | ULM | 2.0 | 0 | 0-0 | 0 | 2 | ND |
| 3/15/17 | Alcorn State | 1.0 | 0 | 0-0 | 0 | 0 | ND |
| 4/4/17 | Grand Canyon | 0.2 | 3 | 1-1 | 0 | 1 | ND |
| 4/13/17 | Georgia | 0.0 | 0 | 0-0 | 2 | 0 | ND |
| 4/25/17 | vs. Kansas State | 1.0 | 1 | 0-0 | 1 | 1 | W, 1-0 |
| TOTALS | 6 G, 0 GS | 5.2 | 6 | 4-4 | 6 | 6 | 1-0 |

2019 TRENDS

- Made first career start in week one against Eastern Illinois (Feb. 17); Career-high five innings pitched.
- Earned his second save of career after pitching the final two innings in a 4-3 win over Stony Brook (March 1).
- Has only given up five earned runs in last 11.0 innings.
- Matched a career-best three strikeouts three times this season (vs. EIU, USC, Tennessee).
- Has struck out at least one in 16 of 18 appearances
- Matched his career-long in relief with 3.2 innings at USC (Feb. 23).

Jacob Kostyshock Career Stats

| Year | ERA | W | L | App | GS | CG | SHO | CBO | SV | IP | H | R | ER | BB | SO | 2B | 3B | HR | BF | B/Avg | WP | HBP | BK | SFA | SHA | PO | A | E | FLD% |
|--------------|-------------|----------|----------|-----------|----------|----------|----------|----------|----------|-------------|-----------|-----------|-----------|-----------|-----------|----------|----------|----------|------------|-------------|----------|----------|----------|----------|----------|----------|----------|----------|-------------|
| 2017 | 6.75 | 1 | 0 | 6 | 0 | 0 | 0 | 0 | 0 | 5.1 | 6 | 4 | 4 | 6 | 6 | 0 | 0 | 0 | 30 | .286 | 1 | 2 | 0 | 0 | 1 | 1 | 1 | 0 | 1.000 |
| 2018 | 6.43 | 0 | 0 | 9 | 0 | 0 | 0 | 0 | 1 | 14.0 | 19 | 12 | 10 | 8 | 10 | 3 | 0 | 1 | 66 | .333 | 2 | 1 | 0 | 0 | 0 | 2 | 2 | 0 | 1.000 |
| 2019 | 3.04 | 1 | 3 | 19 | 1 | 0 | 0 | 2 | 1 | 26.2 | 21 | 11 | 9 | 10 | 26 | 5 | 0 | 2 | 115 | .208 | 2 | 3 | 0 | 1 | 0 | 3 | 3 | 1 | .857 |
| TOTAL | 4.50 | 2 | 3 | 34 | 1 | 0 | 0 | 2 | 2 | 46.0 | 46 | 27 | 23 | 24 | 42 | 8 | 0 | 3 | 211 | .257 | 5 | 6 | 0 | 1 | 1 | 6 | 6 | 1 | .923 |

Jacob Kostyshock Career SEC Stats

| Year | ERA | W | L | App | GS | CG | SHO | CBO | SV | IP | H | R | ER | BB | SO | 2B | 3B | HR | BF | B/Avg | WP | HBP | BK | SFA | SHA | PO | A | E | FLD% |
|--------------|-------------|----------|----------|-----------|----------|----------|----------|----------|----------|-------------|-----------|-----------|-----------|-----------|-----------|----------|----------|----------|-----------|-------------|----------|----------|----------|----------|----------|----------|----------|----------|--------------|
| 2017 | 0.00 | 0 | 0 | 1 | 0 | 0 | 0 | 0 | 0 | 0.0 | 0 | 0 | 0 | 2 | 0 | 0 | 0 | 0 | 2 | .000 | 0 | 0 | 0 | 0 | 0 | 0 | 0 | 0 | .000 |
| 2018 | 13.50 | 0 | 0 | 3 | 0 | 0 | 0 | 0 | 0 | 4.2 | 8 | 9 | 7 | 5 | 3 | 2 | 0 | 0 | 27 | .381 | 1 | 1 | 0 | 0 | 0 | 1 | 2 | 0 | 1.000 |
| 2019 | 3.97 | 1 | 1 | 11 | 0 | 0 | 0 | 1 | 0 | 11.1 | 10 | 5 | 5 | 6 | 13 | 2 | 0 | 2 | 51 | .227 | 2 | 1 | 0 | 0 | 0 | 1 | 0 | 0 | 1.000 |
| TOTAL | 6.75 | 1 | 1 | 15 | 0 | 0 | 0 | 1 | 0 | 16.0 | 18 | 14 | 12 | 13 | 16 | 4 | 0 | 2 | 80 | .277 | 3 | 2 | 0 | 0 | 0 | 2 | 2 | 0 | 1.000 |

#28 KOLE RAMAGE • SO • RHP • 6-1 • 195

CAREER HIGHS

| Category | High | Opponent (Last) | Date |
|----------------|------|---------------------|---------|
| Innings | 5.0 | Northwestern St. | 4/23/19 |
| Longest Start | 5.0 | Northwestern St. | 4/23/19 |
| Shortest Start | 1.2 | No. 4 Kentucky | 3/17/18 |
| Longest Relief | 4.2 | at No. 15 Auburn | 4/5/19 |
| Hits | 7 | at No. 6 Vanderbilt | 4/13/19 |
| Runs | 7 | at No. 6 Vanderbilt | 4/13/19 |
| Earned Runs | 7 | at No. 6 Vanderbilt | 4/13/19 |
| Walks | 5 | at No. 15 Auburn | 4/5/19 |
| Strikeouts | 7 | Grambling State | 4/30/19 |

RAMAGE'S CAREER APPEARANCES

Kole Ramage 2019 Game-By-Game (Sophomore)
(23 Appearances, 2 Starts)

| Date | Opponent | IP | H | R-ER | BB | K | Result |
|---------------|--------------------|-------------|-----------|--------------|-----------|-----------|------------|
| 2/16/19 | Eastern Illinois | 2.1 | 4 | 1-0 | 2 | 4 | W, 1-0 |
| 2/21/19 | at USC | 3.1 | 2 | 0-0 | 0 | 2 | W, 2-0 |
| 3/1/19 | Stony Brook | 3.2 | 2 | 0-0 | 1 | 4 | W, 3-0 |
| 3/6/19 | Charlotte | 1.0 | 0 | 0-0 | 0 | 1 | ND |
| 3/9/19 | Louisiana Tech | 0.2 | 3 | 2-0 | 0 | 0 | ND |
| 3/12/19 | Western Illinois | 1.0 | 0 | 0-0 | 0 | 1 | ND |
| 3/16/19 | Missouri | 3.0 | 2 | 2-2 | 0 | 1 | W, 4-0 |
| 3/20/19 | at #9 Texas | 3.0 | 0 | 0-0 | 0 | 3 | W, 5-0 |
| 3/23/19 | at Alabama | 3.1 | 3 | 3-3 | 0 | 1 | ND |
| 3/28/19 | at Missouri St. | 2.0 | 1 | 0-0 | 2 | 2 | ND |
| 3/29/19 | #21 Ole Miss | 3.1 | 3 | 1-1 | 0 | 2 | ND |
| 4/2/19 | Little Rock | 0.2 | 3 | 4-4 | 1 | 1 | L, 5-1 |
| 4/5/19 | at #15 Auburn | 4.2 | 3 | 2-0 | 5 | 3 | ND |
| 4/9/19 | Oral Roberts | 1.0 | 3 | 3-2 | 0 | 0 | W, 6-1 |
| 4/13/19 | at #6 Vanderbilt | 3.0 | 7 | 7-7 | 2 | 3 | ND |
| 4/19/19 | #2 Mississippi St. | 1.0 | 2 | 3-3 | 1 | 1 | ND |
| 4/23/19 | Northwestern St.* | 5.0 | 5 | 1-1 | 1 | 5 | W, 7-1 |
| 4/27/19 | #18 Tennessee | 2.0 | 2 | 1-1 | 1 | 3 | ND |
| 4/30/19 | Grambling St.* | 4.0 | 5 | 3-2 | 4 | 7 | ND |
| 5/9/19 | #15 LSU | 2.0 | 3 | 2-2 | 0 | 1 | ND |
| 5/17/19 | at #17 Texas A&M | 4.1 | 3 | 2-2 | 2 | 5 | ND |
| 5/23/19 | vs. Georgia | 2.0 | 2 | 1-1 | 1 | 2 | ND |
| 5/24/19 | vs. Ole Miss | 1.0 | 0 | 0-0 | 0 | 1 | ND |
| TOTALS | 23 G, 1 GS | 57.1 | 58 | 38-31 | 23 | 49 | 7-1 |

Kole Ramage 2018 Game-By-Game (Freshman)
(21 Appearances, 2 Starts)

| Date | Opponent | IP | H | R-ER | BB | K | Result |
|---------|-------------------|-----|---|------|----|---|--------|
| 2/16/18 | Bucknell | 2.0 | 1 | 0-0 | 0 | 4 | ND |
| 2/25/18 | at San Diego | 1.0 | 3 | 3-2 | 1 | 0 | ND |
| 3/1/18 | Dayton | 2.0 | 2 | 0-0 | 0 | 3 | ND |
| 3/9/18 | Kent State | 2.0 | 2 | 1-1 | 0 | 4 | ND |
| 3/11/18 | Kent State | 0.0 | 1 | 1-0 | 1 | 0 | ND |
| 3/14/18 | Texas | 2.2 | 2 | 0-0 | 2 | 3 | ND |
| 3/17/18 | No. 4 Kentucky* | 1.2 | 2 | 4-1 | 1 | 2 | ND |
| 3/21/18 | at Charlotte | 1.0 | 2 | 1-1 | 0 | 1 | L, 0-1 |
| 3/30/18 | at No. 4 Ole Miss | 3.2 | 0 | 0-0 | 0 | 5 | ND |
| 4/3/18 | ULM | 1.1 | 1 | 5-1 | 2 | 1 | ND |
| 4/10/18 | Grambling St. | 2.2 | 3 | 4-0 | 1 | 5 | ND |
| 4/12/18 | South Carolina | 0.1 | 1 | 0-0 | 0 | 1 | ND |

Kole Ramage Career Stats

| Year | ERA | W | L | App | GS | CG | SHO | CBO | SV | IP | H | R | ER | BB | SO | 2B | 3B | HR | BF | B/Avg | WP | HBP | BK | SFA | SHA | PO | A | E | FLD% |
|--------------|-------------|----------|----------|-----------|----------|----------|----------|----------|----------|-------------|-----------|-----------|-----------|-----------|------------|-----------|----------|-----------|------------|-------------|-----------|----------|----------|----------|----------|----------|-----------|----------|-------------|
| 2018 | 4.00 | 1 | 1 | 21 | 2 | 0 | 0 | 1 | 0 | 36.0 | 36 | 30 | 16 | 16 | 50 | 5 | 0 | 3 | 164 | .261 | 8 | 2 | 0 | 2 | 6 | 4 | 8 | 0 | 1.000 |
| 2019 | 4.87 | 7 | 1 | 23 | 2 | 0 | 0 | 1 | 0 | 57.1 | 58 | 38 | 31 | 23 | 53 | 7 | 0 | 8 | 255 | .259 | 6 | 4 | 0 | 2 | 2 | 4 | 11 | 1 | .938 |
| TOTAL | 4.53 | 8 | 2 | 44 | 4 | 0 | 0 | 2 | 0 | 93.1 | 94 | 68 | 47 | 39 | 103 | 12 | 0 | 11 | 419 | .260 | 14 | 6 | 0 | 4 | 8 | 8 | 19 | 1 | .964 |

Kole Ramage Career SEC Stats

| Year | ERA | W | L | App | GS | CG | SHO | CBO | SV | IP | H | R | ER | BB | SO | 2B | 3B | HR | BF | B/Avg | WP | HBP | BK | SFA | SHA | PO | A | E | FLD% |
|--------------|-------------|----------|----------|-----------|----------|----------|----------|----------|----------|-------------|-----------|-----------|-----------|-----------|-----------|----------|----------|----------|------------|-------------|----------|----------|----------|----------|----------|----------|----------|----------|--------------|
| 2018 | 3.97 | 0 | 0 | 6 | 2 | 0 | 0 | 0 | 0 | 11.1 | 10 | 9 | 5 | 4 | 16 | 3 | 0 | 1 | 51 | .227 | 4 | 1 | 0 | 1 | 1 | 3 | 1 | 0 | 1.000 |
| 2019 | 7.09 | 1 | 0 | 9 | 0 | 0 | 0 | 0 | 0 | 26.2 | 28 | 23 | 21 | 11 | 20 | 4 | 0 | 6 | 122 | .269 | 3 | 3 | 0 | 2 | 2 | 1 | 7 | 0 | 1.000 |
| TOTAL | 6.16 | 1 | 0 | 15 | 2 | 0 | 0 | 0 | 0 | 38.0 | 38 | 32 | 26 | 15 | 36 | 7 | 0 | 7 | 173 | .257 | 7 | 4 | 0 | 3 | 3 | 4 | 8 | 0 | 1.000 |

| | | | | | | | |
|---------------|--------------------|-------------|-----------|--------------|-----------|-----------|------------|
| 4/17/18 | Missouri St. | 1.2 | 0 | 0-0 | 0 | 2 | W, 1-1 |
| 4/21/18 | at Mississippi St. | 0.1 | 1 | 0-0 | 0 | 1 | ND |
| 4/29/18 | Alabama | 0.2 | 0 | 3-2 | 2 | 2 | ND |
| 5/19/18 | at #13 Georgia* | 4.2 | 6 | 2-2 | 1 | 5 | ND |
| 5/23/18 | vs. South Carolina | 2.2 | 5 | 2-2 | 2 | 3 | ND |
| 6/10/18 | #25 South Carolina | 1.0 | 1 | 1-1 | 0 | 2 | ND |
| 6/17/18 | vs. Texas | 1.0 | 2 | 2-2 | 2 | 3 | ND |
| 6/27/18 | vs. Oregon St. | 1.2 | 1 | 0-0 | 0 | 1 | ND |
| 6/28/18 | vs. Oregon St. | 2.0 | 1 | 1-1 | 1 | 2 | ND |
| TOTALS | 21 G, 2 GS | 33.1 | 33 | 24-14 | 14 | 46 | 1-1 |

2019 TRENDS

- Pitched 2.0 or more innings in 12 of last 16 appearances.
- Thrown 2.0+ innings in eight of nine conference outings.
- Second on team in wins (7); Most recent win came vs. NW State (April 23).
- Has thrown 3.0 innings or more in five of seven victories.
- Did not give up an earned run in his first 12 innings of the season; Walked only three during that same stretch.
- Tied a career-long 4.2 innings of relief at No. 15 Auburn (April 5), his longest relief appearance of his career.
- Walked a career-high five at No. 15 Auburn (April 5); Never walked more than two in an outing before April 5 - 33-straight appearances
- Went a career-long five innings in his first start of the year vs. NW State (April 23), giving up only one run and striking out a season high five batters.
- Struck out a career-high seven in a four-inning start against Grambling St. (April 30).

CAREER HIGHS

| Category | High | Opponent (Last) | Date |
|----------------|------|---------------------|---------|
| Innings | 6.0 | Louisiana Tech | 3/10/19 |
| Longest Start | 6.0 | Louisiana Tech | 3/10/19 |
| Shortest Start | 2.0 | at No. 6 Vanderbilt | 4/14/19 |
| Longest Relief | 2.1 | South Carolina | 6/10/18 |
| Hits | 6 | at No. 6 Vanderbilt | 4/14/19 |
| Runs | 6 | at No. 6 Vanderbilt | 4/14/19 |
| Earned Runs | 6 | at No. 6 Vanderbilt | 4/14/19 |
| Walks | 5 | No. 21 Ole Miss | 3/31/19 |
| Strikeouts | 11 | Louisiana Tech | 3/10/19 |

SCROGGINS' CAREER APPEARANCES

Cody Scroggins 2019 Game-By-Game (R-Junior)

(15 Appearances, 6 Starts)

| Date | Opponent | IP | H | R-ER | BB | K | Result |
|---------------|-------------------|-------------|-----------|--------------|-----------|-----------|------------|
| 2/16/19 | Eastern Illinois | 1.0 | 2 | 1-1 | 1 | 2 | ND |
| 2/21/19 | at USC* | 3.2 | 1 | 3-3 | 2 | 8 | ND |
| 3/1/19 | Stony Brook* | 3.1 | 5 | 3-3 | 1 | 5 | ND |
| 3/10/19 | Louisiana Tech* | 6.0 | 2 | 0-0 | 1 | 11 | W, 1-0 |
| 3/17/19 | Missouri* | 5.0 | 3 | 0-0 | 2 | 7 | ND |
| 3/24/19 | at Alabama* | 5.0 | 3 | 2-1 | 3 | 3 | W, 2-0 |
| 3/31/19 | #21 Ole Miss | 4.0 | 5 | 2-2 | 5 | 2 | ND |
| 4/5/19 | at #15 Auburn | 2.2 | 2 | 1-1 | 2 | 2 | ND |
| 4/6/19 | at #15 Auburn | 1.0 | 1 | 0-0 | 0 | 1 | ND |
| 4/14/19 | at #6 Vanderbilt | 2.0 | 6 | 6-6 | 4 | 1 | ND |
| 5/5/19 | at Kentucky | 1.1 | 0 | 0-0 | 1 | 4 | ND |
| 5/11/19 | #15 LSU | 2.0 | 1 | 2-2 | 3 | 1 | ND |
| 5/18/19 | at #17 Texas A&M | 1.2 | 3 | 3-1 | 0 | 1 | ND |
| 5/22/19 | vs. Ole Miss | 1.0 | 1 | 0-0 | 0 | 1 | ND |
| 5/24/19 | vs. Ole Miss | 0.2 | 0 | 0-0 | 0 | 0 | ND |
| TOTALS | 15 G, 6 GS | 34.1 | 33 | 23-20 | 24 | 38 | 2-0 |

Cody Scroggins 2018 Game-By-Game (R-Sophomore)

(16 Appearances, 0 Starts)

| Date | Opponent | IP | H | R-ER | BB | K | Result |
|---------------|--------------------|-------------|-----------|------------|-----------|-----------|------------|
| 2/17/18 | Bucknell | 1.0 | 0 | 0-0 | 0 | 2 | ND |
| 2/21/18 | vs. Arizona | 0.2 | 1 | 0-0 | 2 | 2 | ND |
| 3/3/18 | USC | 1.0 | 0 | 0-0 | 0 | 0 | ND |
| 3/9/18 | Kent State | 0.0 | 0 | 1-1 | 1 | 0 | ND |
| 3/21/18 | at Charlotte | 0.1 | 0 | 1-0 | 1 | 1 | ND |
| 4/4/18 | ULM | 2.0 | 0 | 0-0 | 1 | 2 | ND |
| 4/12/18 | South Carolina | 1.0 | 0 | 0-0 | 0 | 1 | ND |
| 4/21/18 | at Mississippi St. | 0.2 | 0 | 1-1 | 1 | 0 | ND |
| 4/28/18 | Alabama | 0.2 | 1 | 1-1 | 1 | 2 | ND |
| 5/6/18 | at LSU | 1.0 | 2 | 1-1 | 0 | 1 | ND |
| 5/13/18 | #20 Texas A&M | 0.1 | 1 | 1-1 | 0 | 1 | ND |
| 5/18/18 | at #13 Georgia | 1.0 | 2 | 2-2 | 2 | 2 | ND |
| 6/1/18 | Oral Roberts | 1.0 | 2 | 0-0 | 1 | 1 | ND |
| 6/10/18 | #25 South Carolina | 2.1 | 1 | 0-0 | 2 | 2 | ND |
| 6/17/18 | vs. Texas | 1.0 | 1 | 1-1 | 2 | 1 | ND |
| 6/28/18 | vs. Oregon St. | 1.2 | 1 | 0-0 | 0 | 1 | ND |
| TOTALS | 16 G, 0 GS | 13.1 | 11 | 9-8 | 12 | 17 | 0-0 |

Cody Scroggins 2017 Game-By-Game (Sophomore)

(3 Appearances, 0 Starts)

| Date | Opponent | IP | H | R-ER | BB | K | Result |
|---------------|-------------------|------------|----------|------------|----------|----------|------------|
| 2/18/17 | Miami (Ohio) | 1.0 | 1 | 0-0 | 0 | 1 | ND |
| 2/24/17 | Bryant | 0.0 | 1 | 1-1 | 1 | 0 | ND |
| 3/1/17 | at Louisiana Tech | 1.1 | 1 | 0-0 | 0 | 0 | ND |
| TOTALS | 3 G, 0 GS | 2.1 | 3 | 1-1 | 1 | 1 | 0-0 |

Cody Scroggins 2016 Game-By-Game (Freshman)

(4 Appearances, 0 Starts)

| Date | Opponent | IP | H | R-ER | BB | K | Result |
|---------------|------------------|------------|----------|------------|----------|----------|------------|
| 4/3/16 | Missouri | 1.0 | 0 | 0-0 | 0 | 0 | ND |
| 4/8/16 | at #14 Ole Miss | 1.0 | 0 | 0-0 | 1 | 1 | ND |
| 4/15/16 | #2 Florida | 1.0 | 1 | 1-1 | 1 | 0 | ND |
| 5/8/16 | at #13 LSU | 0.1 | 2 | 1-1 | 0 | 0 | ND |
| TOTALS | 4 G, 0 GS | 3.1 | 3 | 2-2 | 2 | 1 | 0-0 |

2019 TRENDS

- Has thrown 4+ IP in four of seven starts.
- Has struck out at least one in 22 of last 23 appearances dating back to April 28, 2018.
- Made his first career start at USC (Feb. 21) ... Struck out 8 over 3.2 innings.
- Struck out a career-high 11 in third start of year vs. La. Tech (March 10).
- Originally came to Arkansas as an INF in 2016, but became a RHP full-time in 2017 before needing Tommy John early in the 2017 season.

Cody Scroggins Career Stats

| Year | ERA | W | L | App | GS | CG | SHO | CBO | SV | IP | H | R | ER | BB | SO | 2B | 3B | HR | BF | B/Avg | WP | HBP | BK | SFA | SHA | PO | A | E | FLD% |
|--------------|-------------|----------|----------|-----------|----------|----------|----------|----------|----------|-------------|-----------|-----------|-----------|-----------|-----------|----------|----------|----------|------------|-------------|-----------|-----------|----------|----------|----------|-----------|-----------|----------|-------------|
| 2016 | 5.40 | 0 | 0 | 4 | 0 | 0 | 0 | 0 | 0 | 3.1 | 3 | 2 | 2 | 2 | 1 | 0 | 0 | 0 | 14 | .273 | 2 | 1 | 0 | 0 | 0 | 15 | 23 | 2 | .950 |
| 2017 | 3.86 | 0 | 0 | 3 | 0 | 0 | 0 | 0 | 0 | 2.1 | 3 | 1 | 1 | 1 | 1 | 0 | 1 | 0 | 13 | .273 | 1 | 1 | 0 | 0 | 0 | 0 | 0 | 1 | .000 |
| 2018 | 4.60 | 0 | 0 | 16 | 0 | 0 | 0 | 2 | 0 | 15.2 | 12 | 9 | 8 | 12 | 18 | 2 | 0 | 1 | 74 | .211 | 3 | 2 | 0 | 1 | 2 | 0 | 4 | 0 | 1.000 |
| 2019 | 4.46 | 2 | 0 | 15 | 7 | 0 | 0 | 2 | 0 | 40.1 | 35 | 23 | 20 | 25 | 49 | 6 | 0 | 3 | 189 | .229 | 5 | 6 | 1 | 4 | 1 | 1 | 2 | 1 | .750 |
| TOTAL | 4.52 | 2 | 0 | 38 | 7 | 0 | 0 | 4 | 0 | 61.2 | 53 | 35 | 31 | 40 | 69 | 8 | 1 | 4 | 290 | .228 | 11 | 10 | 1 | 5 | 3 | 16 | 29 | 4 | .918 |

Cody Scroggins Career SEC Stats

| Year | ERA | W | L | App | GS | CG | SHO | CBO | SV | IP | H | R | ER | BB | SO | 2B | 3B | HR | BF | B/Avg | WP | HBP | BK | SFA | SHA | PO | A | E | FLD% |
|--------------|-------------|----------|----------|-----------|----------|----------|----------|----------|----------|-------------|-----------|-----------|-----------|-----------|-----------|----------|----------|----------|------------|-------------|----------|----------|----------|----------|----------|----------|-----------|----------|-------------|
| 2016 | 5.40 | 0 | 0 | 4 | 0 | 0 | 0 | 0 | 0 | 3.1 | 3 | 2 | 2 | 2 | 1 | 0 | 0 | 0 | 14 | .273 | 2 | 1 | 0 | 0 | 0 | 5 | 11 | 2 | .889 |
| 2018 | 11.57 | 0 | 0 | 6 | 0 | 0 | 0 | 0 | 0 | 4.2 | 6 | 6 | 6 | 2 | 6 | 0 | 0 | 1 | 24 | .300 | 2 | 1 | 0 | 0 | 1 | 0 | 1 | 0 | 1.000 |
| 2019 | 4.74 | 1 | 0 | 9 | 4 | 0 | 0 | 1 | 0 | 24.2 | 24 | 16 | 13 | 20 | 22 | 5 | 0 | 2 | 123 | .250 | 5 | 3 | 0 | 3 | 1 | 1 | 0 | 1 | .500 |
| TOTAL | 5.79 | 1 | 0 | 19 | 4 | 0 | 0 | 1 | 0 | 32.2 | 33 | 24 | 21 | 24 | 29 | 5 | 0 | 3 | 161 | .260 | 9 | 5 | 0 | 3 | 2 | 6 | 12 | 3 | .857 |

#88 ZEBULON VERMILLION • SO • RHP • 6-4 • 208

CAREER HIGHS

| Category | High | Opponent (Last) | Date |
|----------------|------|-----------------------|---------|
| Innings | 3.0 | 2x (at No. 15 Auburn) | 4/6/19 |
| Longest Start | -- | -- | -- |
| Shortest Start | -- | -- | -- |
| Longest Relief | 3.0 | 2x (at No. 15 Auburn) | 4/6/19 |
| Hits | 4 | No. 21 Ole Miss | 3/31/19 |
| Runs | 3 | No. 21 Ole Miss | 3/31/19 |
| Earned Runs | 3 | No. 21 Ole Miss | 3/31/19 |
| Walks | 2 | at No. 6 Vanderbilt | 4/14/19 |
| Strikeouts | 4 | at No. 2 Florida | 3/24/19 |

VERMILLION'S CAREER APPEARANCES

Zebulon Vermillion 2019 Game-By-Game (Sophomore)
(20 Appearances, 0 Starts)

| Date | Opponent | IP | H | R-ER | BB | K | Result |
|---------------|--------------------|-------------|-----------|-------------|-----------|-----------|-------------------|
| 2/16/19 | Eastern Illinois | 1.0 | 0 | 0-0 | 0 | 1 | ND |
| 2/17/19 | Eastern Illinois | 0.0 | 1 | 1-1 | 0 | 0 | ND |
| 2/21/19 | at USC | 0.2 | 1 | 0-0 | 0 | 0 | ND |
| 2/27/19 | Memphis | 2.0 | 1 | 0-0 | 0 | 1 | W, 1-0 |
| 3/2/19 | Stony Brook | 2.0 | 1 | 0-0 | 1 | 2 | W, 2-0 |
| 3/9/19 | Louisiana Tech | 0.2 | 1 | 0-0 | 1 | 1 | ND |
| 3/13/19 | Western Illinois | 1.2 | 0 | 0-0 | 0 | 2 | ND |
| 3/19/19 | at #9 Texas | 2.0 | 1 | 0-0 | 1 | 3 | ND |
| 3/23/19 | at Alabama | 1.0 | 2 | 0-0 | 1 | 0 | ND |
| 3/26/19 | at Missouri St. | 1.1 | 1 | 1-1 | 0 | 1 | W, 3-0 |
| 3/31/19 | #21 Ole Miss | 1.1 | 4 | 3-3 | 1 | 1 | ND |
| 4/2/19 | Little Rock | 1.0 | 1 | 1-0 | 0 | 0 | ND |
| 4/5/19 | at #15 Auburn | 0.2 | 2 | 1-1 | 0 | 1 | ND |
| 4/6/19 | at #15 Auburn | 3.0 | 2 | 0-0 | 1 | 3 | S, 1 |
| 4/14/19 | at #6 Vanderbilt | 0.2 | 1 | 1-1 | 2 | 1 | W, 4-0 |
| 4/20/19 | #2 Mississippi St. | 0.2 | 1 | 0-0 | 1 | 1 | ND |
| 4/23/19 | Northwestern St. | 1.0 | 0 | 0-0 | 0 | 2 | ND |
| 5/18/19 | at #17 Texas A&M | 1.0 | 1 | 0-0 | 0 | 0 | ND |
| 5/23/19 | vs. Georgia | 0.1 | 0 | 0-0 | 0 | 0 | ND |
| 5/24/19 | vs. Ole Miss | 0.1 | 0 | 2-2 | 1 | 0 | L, 4-1 |
| TOTALS | 20 G, 0 GS | 22.1 | 21 | 10-9 | 10 | 20 | 4-1 (1 SV) |

Zebulon Vermillion 2018 Game-By-Game (Freshman)
(7 Appearances, 0 Starts)

| Date | Opponent | IP | H | R-ER | BB | K | Result |
|---------------|--------------------|------------|-----------|------------|----------|-----------|-------------------|
| 2/17/18 | Bucknell | 1.0 | 3 | 2-2 | 0 | 1 | ND |
| 2/28/18 | Dayton | 3.0 | 3 | 1-0 | 0 | 3 | S, 1 |
| 3/9/18 | Kent State-2 | 1.0 | 0 | 0-0 | 0 | 1 | ND |
| 3/17/18 | Kentucky-1 | 1.0 | 2 | 1-1 | 0 | 2 | ND |
| 3/21/18 | at Charlotte | 0.2 | 0 | 0-0 | 0 | 0 | ND |
| 3/24/18 | at No. 2 Florida | 2.1 | 3 | 1-1 | 0 | 4 | ND |
| 4/21/18 | at Mississippi St. | 0.1 | 1 | 1-1 | 0 | 0 | ND |
| TOTALS | 7 G, 0 GS | 9.1 | 12 | 6-5 | 0 | 11 | 0-0 (1 SV) |

2019 TRENDS

- Earned first career win against Memphis (Feb. 17).
- Earned second career save, first of season at #15 Auburn (April 6) with career-high three innings pitched.
- Has throw 1.0 or more innings in nine of last 13 appearances.
- Given up two or less hits in 18 of 20 appearances this year.
- At least one strikeout in seven of last 10 outings

Zebulon Vermillion Career Stats

| Year | ERA | W | L | App | GS | CG | SHO | CBO | SV | IP | H | R | ER | BB | SO | 2B | 3B | HR | BF | B/Avg | WP | HBP | BK | SFA | SHA | PO | A | E | FLD% |
|--------------|-------------|----------|----------|-----------|----------|----------|----------|----------|----------|-------------|-----------|-----------|-----------|----------|-----------|----------|----------|----------|------------|-------------|----------|----------|----------|----------|----------|----------|----------|----------|--------------|
| 2018 | 4.82 | 0 | 0 | 7 | 0 | 0 | 0 | 0 | 1 | 9.1 | 12 | 6 | 5 | 0 | 11 | 1 | 0 | 0 | 40 | .308 | 2 | 1 | 0 | 0 | 0 | 1 | 2 | 0 | 1.000 |
| 2019 | 3.63 | 4 | 1 | 20 | 0 | 0 | 0 | 1 | 1 | 22.1 | 21 | 10 | 9 | 9 | 21 | 6 | 0 | 1 | 101 | .250 | 1 | 4 | 0 | 2 | 2 | 1 | 6 | 0 | 1.000 |
| TOTAL | 3.98 | 4 | 1 | 27 | 0 | 0 | 0 | 1 | 2 | 31.2 | 33 | 16 | 14 | 9 | 32 | 7 | 0 | 1 | 141 | .268 | 3 | 5 | 0 | 2 | 2 | 2 | 8 | 0 | 1.000 |

Zebulon Vermillion Career SEC Stats

| Year | ERA | W | L | App | GS | CG | SHO | CBO | SV | IP | H | R | ER | BB | SO | 2B | 3B | HR | BF | B/Avg | WP | HBP | BK | SFA | SHA | PO | A | E | FLD% |
|--------------|-------------|----------|----------|-----------|----------|----------|----------|----------|----------|-------------|-----------|----------|----------|----------|-----------|----------|----------|----------|-----------|-------------|----------|----------|----------|----------|----------|----------|----------|----------|--------------|
| 2018 | 7.36 | 0 | 0 | 3 | 0 | 0 | 0 | 0 | 0 | 3.2 | 6 | 3 | 3 | 0 | 6 | 1 | 0 | 0 | 16 | .375 | 1 | 0 | 0 | 0 | 0 | 1 | 1 | 0 | 1.000 |
| 2019 | 5.40 | 1 | 0 | 7 | 0 | 0 | 0 | 1 | 1 | 8.1 | 13 | 5 | 5 | 5 | 8 | 2 | 0 | 1 | 42 | .361 | 0 | 0 | 0 | 1 | 0 | 0 | 3 | 0 | 1.000 |
| TOTAL | 6.00 | 1 | 0 | 10 | 0 | 0 | 0 | 1 | 1 | 12.0 | 19 | 8 | 8 | 5 | 14 | 3 | 0 | 1 | 58 | .365 | 1 | 0 | 0 | 1 | 0 | 1 | 4 | 0 | 1.000 |

#39 EVAN TAYLOR • FR • LHP • 6-4 • 235

CAREER HIGHS

| Category | High | Opponent (Last) | Date |
|----------------|------|----------------------|---------|
| Innings | 2.0 | Western Illinois | 3/13/19 |
| Longest Start | -- | -- | -- |
| Shortest Start | -- | -- | -- |
| Longest Relief | 2.0 | Western Illinois | 3/13/19 |
| Hits | 2 | at No. 9 Texas | 3/20/19 |
| Runs | 3 | at Alabama | 3/22/19 |
| Earned Runs | 3 | at Alabama | 3/22/19 |
| Walks | 2 | 3x (No. 21 Ole Miss) | 3/31/19 |
| Strikeouts | 4 | Western Illinois | 3/13/19 |

TAYLOR'S CAREER APPEARANCES

Evan Taylor 2019 Game-By-Game (Freshman)
(8 Appearances, 0 Starts)

| Date | Opponent | IP | H | R-ER | BB | K | Result |
|---------------|------------------|------------|----------|------------|----------|-----------|------------|
| 2/27/19 | Memphis | 1.0 | 0 | 0-0 | 0 | 3 | ND |
| 3/2/19 | Stony Brook | 1.0 | 0 | 0-0 | 1 | 2 | ND |
| 3/9/19 | Louisiana Tech | 0.1 | 0 | 0-0 | 0 | 1 | ND |
| 3/10/19 | Louisiana Tech | 1.0 | 0 | 0-0 | 1 | 1 | ND |
| 3/13/19 | Western Illinois | 2.0 | 0 | 0-0 | 1 | 4 | ND |
| 3/20/19 | at #9 Texas | 1.0 | 2 | 2-2 | 2 | 1 | ND |
| 3/22/19 | at Alabama | 0.2 | 1 | 3-3 | 2 | 1 | ND |
| 3/31/19 | #21 Ole Miss | 0.0 | 0 | 0-0 | 2 | 0 | ND |
| TOTALS | 8 G, 0 GS | 7.0 | 3 | 5-5 | 9 | 13 | 0-0 |

#21 JACOB BURTON • FR • RHP • 6-0 • 185

CAREER HIGHS

| Category | High | Opponent (Last) | Date |
|----------------|------|--------------------|---------|
| Innings | 2.0 | Eastern Illinois | 2/16/19 |
| Longest Start | -- | -- | -- |
| Shortest Start | -- | -- | -- |
| Longest Relief | 2.0 | Eastern Illinois | 2/16/19 |
| Hits | 3 | Eastern Illinois | 2/16/19 |
| Runs | 3 | Eastern Illinois | 2/16/19 |
| Earned Runs | 3 | Eastern Illinois | 2/16/19 |
| Walks | 1 | 6x (No. 15 LSU) | 5/9/19 |
| Strikeouts | 1 | 7x (Grambling St.) | 4/30/19 |

BURTON'S CAREER APPEARANCES

Jacob Burton 2019 Game-By-Game (Freshman)
(11 Appearances, 0 Starts)

| Date | Opponent | IP | H | R-ER | BB | K | Result |
|---------------|-------------------|------------|-----------|------------|----------|----------|------------|
| 2/16/19 | Eastern Illinois | 2.0 | 3 | 3-3 | 1 | 0 | ND |
| 2/27/19 | Memphis | 1.0 | 1 | 0-0 | 1 | 1 | ND |
| 3/2/19 | Stony Brook | 1.0 | 1 | 0-0 | 0 | 1 | ND |
| 3/6/19 | Charlotte | 1.0 | 1 | 0-0 | 0 | 1 | ND |
| 3/8/19 | Louisiana Tech | 0.1 | 1 | 1-1 | 0 | 1 | ND |
| 3/20/19 | at #9 Texas | 0.0 | 0 | 1-0 | 1 | 0 | ND |
| 4/2/19 | Little Rock | 0.0 | 1 | 1-0 | 0 | 0 | ND |
| 4/24/19 | Northwestern St. | 1.0 | 1 | 1-1 | 1 | 1 | ND |
| 4/27/19 | #18 Tennessee | 1.0 | 1 | 0-0 | 0 | 1 | ND |
| 4/30/19 | Grambling St. | 1.0 | 0 | 0-0 | 1 | 1 | ND |
| 5/9/19 | #15 LSU | 1.0 | 0 | 0-0 | 1 | 0 | ND |
| TOTALS | 11 G, 0 GS | 9.1 | 10 | 7-5 | 6 | 7 | 0-0 |

#37 CADEN MONKE • FR • LHP • 6-3 • 160

CAREER HIGHS

| Category | High | Opponent (Last) | Date |
|----------------|------|-------------------|---------|
| Innings | 1.0 | 2x (Oral Roberts) | 4/9/19 |
| Longest Start | -- | -- | -- |
| Shortest Start | -- | -- | -- |
| Longest Relief | 1.0 | 2x (Oral Roberts) | 4/9/19 |
| Hits | 5 | Stony Brook | 3/1/19 |
| Runs | 3 | 2x (Stony Brook) | 3/1/19 |
| Earned Runs | 3 | 2x (Stony Brook) | 3/1/19 |
| Walks | 3 | at No. 9 Texas | 3/20/19 |
| Strikeouts | 3 | Stony Brook | 3/1/19 |

MONKE'S CAREER APPEARANCES

Caden Monke 2019 Game-By-Game (Freshman)
(6 Appearances, 0 Starts)

| Date | Opponent | IP | H | R-ER | BB | K | Result |
|---------------|------------------|------------|----------|------------|----------|----------|------------|
| 2/27/19 | Memphis | 1.0 | 0 | 0-0 | 0 | 3 | ND |
| 3/2/19 | Stony Brook | 0.0 | 1 | 4-4 | 2 | 0 | ND |
| 3/9/19 | Louisiana Tech | 0.0 | 1 | 2-2 | 0 | 0 | ND |
| 3/20/19 | at #9 Texas | 0.2 | 0 | 0-0 | 3 | 0 | ND |
| 4/9/19 | Oral Roberts | 1.0 | 1 | 0-0 | 0 | 1 | ND |
| 4/24/19 | Northwestern St. | 0.1 | 0 | 0-0 | 0 | 1 | ND |
| TOTALS | 6 G, 0 GS | 3.0 | 3 | 6-6 | 5 | 5 | 0-0 |

#49 LIAM HENRY • FR • LHP • 6-2 • 180

CAREER HIGHS

| Category | High | Opponent (Last) | Date |
|----------------|------|-----------------------|---------|
| Innings | 1.2 | Little Rock | 4/2/19 |
| Longest Start | -- | -- | -- |
| Shortest Start | -- | -- | -- |
| Longest Relief | 1.2 | Little Rock | 4/2/19 |
| Hits | 1 | 6x (Northwestern St.) | 4/24/19 |
| Runs | 1 | 4x (Northwestern St.) | 4/24/19 |
| Earned Runs | 1 | 4x (Northwestern St.) | 4/24/19 |
| Walks | 2 | 3x (Ark.- Pine Bluff) | 4/16/19 |
| Strikeouts | 2 | 2x (Ark.- Pine Bluff) | 4/16/19 |

HENRY'S CAREER APPEARANCES

Liam Henry 2019 Game-By-Game (Freshman)
(9 Appearances, 0 Starts)

| Date | Opponent | IP | H | R-ER | BB | K | Result |
|---------------|------------------|------------|----------|------------|----------|----------|------------|
| 2/27/19 | Memphis | 1.0 | 1 | 1-1 | 0 | 0 | ND |
| 3/6/19 | Charlotte | 0.2 | 1 | 0-0 | 0 | 1 | ND |
| 3/13/19 | Western Illinois | 0.1 | 0 | 0-0 | 0 | 1 | ND |
| 3/20/19 | at #9 Texas | 1.0 | 1 | 1-1 | 0 | 1 | ND |
| 3/23/19 | at Alabama | 1.0 | 0 | 0-0 | 1 | 0 | ND |
| 4/2/19 | Little Rock | 1.2 | 1 | 1-1 | 2 | 0 | ND |
| 4/13/19 | at #6 Vanderbilt | 1.0 | 0 | 0-0 | 2 | 2 | ND |
| 4/16/19 | Ark.- Pine Bluff | 1.0 | 1 | 0-0 | 2 | 2 | ND |
| 4/24/19 | Northwestern St. | 0.2 | 1 | 1-1 | 1 | 0 | L, 0-1 |
| TOTALS | 9 G, 0 GS | 8.1 | 6 | 4-4 | 7 | 7 | 0-1 |

#20 ELIJAH TREST • FR • RHP • 6-3 • 205

SEASON HIGHS

| Category | High | Opponent (Last) | Date |
|----------------|------|-----------------------|---------|
| Innings | 3.0 | at #6 Vanderbilt | 4/13/19 |
| Longest Start | -- | -- | -- |
| Shortest Start | -- | -- | -- |
| Longest Relief | 3.0 | at #6 Vanderbilt | 4/13/19 |
| Hits | 2 | 3x (No. 15 LSU) | 5/10/19 |
| Runs | 3 | 3x (No. 15 LSU) | 5/10/19 |
| Earned Runs | 3 | 3x (No. 15 LSU) | 5/10/19 |
| Walks | 3 | Oral Roberts | 4/9/19 |
| Strikeouts | 3 | 3x (Northwestern St.) | 4/24/19 |

TREST'S CAREER APPEARANCES

Elijah Trest 2019 Game-By-Game (Freshman)
(14 Appearances, 0 Starts)

| Date | Opponent | IP | H | R-ER | BB | K | Result |
|---------------|-------------------|-------------|-----------|--------------|-----------|-----------|------------|
| 3/10/19 | Louisiana Tech | 1.0 | 0 | 0-0 | 0 | 3 | ND |
| 3/13/19 | Western Illinois | 1.0 | 2 | 1-1 | 0 | 0 | ND |
| 3/20/19 | at #9 Texas | 1.2 | 2 | 3-3 | 3 | 2 | L, 0-1 |
| 3/22/19 | at Alabama | 1.0 | 0 | 0-0 | 0 | 0 | ND |
| 3/26/19 | at Missouri St. | 0.0 | 1 | 0-0 | 1 | 0 | ND |
| 3/31/19 | #21 Ole Miss | 1.2 | 1 | 0-0 | 1 | 1 | ND |
| 4/2/19 | Little Rock | 0.0 | 2 | 3-3 | 1 | 0 | ND |
| 4/9/19 | Oral Roberts | 2.0 | 0 | 0-0 | 3 | 1 | ND |
| 4/13/19 | at #6 Vanderbilt | 3.0 | 1 | 0-0 | 2 | 1 | ND |
| 4/16/19 | Ark.- Pine Bluff | 2.0 | 4 | 2-1 | 1 | 3 | ND |
| 4/24/19 | Northwestern St. | 2.0 | 1 | 3-3 | 2 | 3 | ND |
| 4/28/19 | #18 Tennessee | 1.0 | 0 | 0-0 | 0 | 1 | W, 1-1 |
| 4/30/19 | Grambling St. | 0.2 | 0 | 0-0 | 0 | 2 | ND |
| 5/10/19 | #15 LSU | 0.0 | 2 | 3-3 | 0 | 0 | ND |
| TOTALS | 14 G, 0 GS | 17.0 | 15 | 15-14 | 14 | 17 | 1-1 |

#44 COLLIN TAYLOR • FR • RHP • 5-11 • 220

SEASON HIGHS

| Category | High | Opponent (Last) | Date |
|----------------|------|-----------------------|---------|
| Innings | 1.2 | Northwestern St. | 4/24/19 |
| Longest Start | -- | -- | -- |
| Shortest Start | -- | -- | -- |
| Longest Relief | 1.2 | Northwestern St. | 4/24/19 |
| Hits | 1 | 4x (Northwestern St.) | 4/24/19 |
| Runs | 2 | Oral Roberts | 4/9/19 |
| Earned Runs | 2 | Oral Roberts | 4/9/19 |
| Walks | 2 | Ark.- Pine Bluff | 4/16/19 |
| Strikeouts | 2 | Grambling St. | 4/30/19 |

TAYLOR'S CAREER APPEARANCES

Collin Taylor 2019 Game-By-Game (Freshman)
(7 Appearances, 0 Starts)

| Date | Opponent | IP | H | R-ER | BB | K | Result |
|---------------|------------------|------------|----------|------------|----------|----------|------------|
| 3/20/19 | at #9 Texas | 0.1 | 0 | 0-0 | 1 | 0 | ND |
| 3/23/19 | at Alabama | 1.0 | 1 | 1-1 | 1 | 0 | ND |
| 4/2/19 | Little Rock | 0.1 | 1 | 0-0 | 0 | 0 | ND |
| 4/9/19 | Oral Roberts | 1.0 | 1 | 2-2 | 1 | 1 | ND |
| 4/16/19 | Ark.- Pine Bluff | 1.0 | 0 | 0-0 | 2 | 0 | ND |
| 4/24/19 | Northwestern St. | 1.2 | 1 | 0-0 | 1 | 0 | ND |
| 4/30/19 | Grambling St. | 1.1 | 0 | 0-0 | 0 | 2 | ND |
| TOTALS | 7 G, 0 GS | 6.2 | 4 | 3-3 | 6 | 3 | 0-0 |

CAREER HIGHS

| Category | High | Opponent (Last) | Date |
|--------------|------|------------------------|---------|
| Hits | 4 | 2x (at No. 15 Auburn) | 4/5/19 |
| Runs | 3 | 2x (vs. Florida) | 5/27/17 |
| Doubles | 2 | 2x (No. 21 Ole Miss) | 3/29/19 |
| Triples | 1 | 2x (at No. 13 Georgia) | 5/17/18 |
| Home Runs | 1 | 32x (No. 15 LSU) | 5/9/19 |
| RBI's | 5 | 3x (Ark.- Pine Bluff) | 4/16/19 |
| Walks | 3 | at San Diego State | 2/24/18 |
| Stolen Bases | 1 | 3x (Stony Brook) | 3/1/19 |

SEASON HIGHS

| Category | High | Opponent (Last) | Date |
|--------------|------|-----------------------|---------|
| Hits | 4 | at No. 15 Auburn | 4/5/19 |
| Runs | 2 | 11x (No. 15 LSU) | 5/9/19 |
| Doubles | 2 | 2x (No. 21 Ole Miss) | 3/29/19 |
| Triples | -- | -- | -- |
| Home Runs | 1 | 10x (No. 15 LSU) | 5/9/19 |
| RBI's | 5 | Ark.- Pine Bluff | 4/16/19 |
| Walks | 2 | 3x (at No. 15 Auburn) | 4/5/19 |
| Stolen Bases | 1 | Stony Brook | 3/1/19 |

Dominic Fletcher Career Stats

| Year | Avg | GP | GS | AB | R | H | 2B | 3B | HR | RBI | BB | SB-ATT |
|--------------|-------------|------------|------------|------------|------------|------------|-----------|----------|-----------|------------|-----------|------------|
| 2017 | .291 | 59 | 56 | 220 | 44 | 64 | 7 | 1 | 12 | 37 | 17 | 1-2 |
| 2018 | .288 | 69 | 67 | 267 | 43 | 77 | 16 | 1 | 10 | 49 | 20 | 1-4 |
| 2019 | .316 | 58 | 58 | 234 | 48 | 74 | 22 | 0 | 10 | 53 | 24 | 1-2 |
| TOTAL | .298 | 186 | 181 | 721 | 135 | 215 | 45 | 2 | 32 | 139 | 61 | 3-8 |

Dominic Fletcher SEC Stats

| Year | Avg | GP | GS | AB | R | H | 2B | 3B | HR | RBI | BB | SB-ATT |
|--------------|-------------|-----------|-----------|------------|-----------|------------|-----------|----------|-----------|-----------|-----------|------------|
| 2017 | .284 | 28 | 27 | 102 | 15 | 29 | 0 | 0 | 5 | 12 | 4 | 0-1 |
| 2018 | .325 | 30 | 30 | 120 | 21 | 39 | 8 | 1 | 5 | 15 | 5 | 0-1 |
| 2019 | .305 | 30 | 30 | 128 | 20 | 39 | 10 | 0 | 5 | 27 | 6 | 0-0 |
| TOTAL | .306 | 88 | 87 | 350 | 56 | 107 | 18 | 1 | 15 | 54 | 15 | 0-2 |

2019 TRENDS

- At least one hit in 17 of his last 22 games ... 12 have been multi-hit games
- Driven in at least one run in 5 of his last 12 games (11 RBI's)
- Scored 6 times in last 12 games.
- 19 RBI's in last 18 games.
- T-1st in the SEC in doubles (22).
- 10 of 22 doubles have come in SEC play.
- T-8th in doubles in SEC games (9).
- Hit the go-ahead home run in the top of the 10th inning against USC (Feb. 23), his only hit of the game and was his first home run of the year.
- Finished the series at No. 9 Texas with three doubles, two coming in a career-high day on March 19 that helped Arkansas to an 11-4 win.
- Hit .429 in the series win over Alabama with two home runs and five RBI's, helping the Razorbacks win their first conference road series since 2017.
- Matched his career-high doubles in a 3-for-4 game with two doubles in the series opener against No. 21 Ole Miss (March 29), his second three-hit game in three starts.
- Tied a career-high four hits on April 5 in 15-inning win over Auburn.
- Tied a career-high with five RBI's as part of a 3-for-3 game against Arkansas-Pine Bluff with a home run.
- Had a multi-hit game in all three games against No. 15 LSU (May 9-11), including a three-hit game in the series-opener with a double and a home run.
- Notched his 10th home run of the year against LSU (May 9) ... Now has three-straight seasons with 10+ home runs.

CAREER HIGHS

| Category | High | Opponent (Last) | Date |
|--------------|------|--------------------------|---------|
| Hits | 4 | 2x (at No. 6 Vanderbilt) | 4/14/19 |
| Runs | 3 | 6x (No. 18 Tennessee) | 4/27/19 |
| Doubles | 2 | at No. 2 Florida | 3/25/18 |
| Triples | 1 | Western Illinois | 3/12/19 |
| Home Runs | 2 | 4x (No. 18 Tennessee) | 4/27/19 |
| RBI's | 5 | 2x (No. 18 Tennessee) | 4/27/19 |
| Walks | 2 | 5x (No. 18 Tennessee) | 4/26/19 |
| Stolen Bases | 1 | 7x (No. 15 LSU) | 5/10/19 |

SEASON HIGHS

| Category | High | Opponent (Last) | Date |
|--------------|------|--------------------------|---------|
| Hits | 4 | 2x (at No. 6 Vanderbilt) | 4/14/19 |
| Runs | 3 | 3x (No. 18 Tennessee) | 4/27/19 |
| Doubles | 1 | 10x (at Kentucky) | 5/3/19 |
| Triples | 1 | Western Illinois | 3/12/19 |
| Home Runs | 2 | 2x (No. 18 Tennessee) | 4/27/19 |
| RBI's | 5 | 2x (No. 18 Tennessee) | 4/27/19 |
| Walks | 2 | No. 18 Tennessee | 4/26/19 |
| Stolen Bases | 1 | 4x (No. 15 LSU) | 5/10/19 |

Heston Kjerstad Career Stats

| Year | Avg | GP | GS | AB | R | H | 2B | 3B | HR | RBI | BB | SB-ATT |
|--------------|-------------|------------|------------|------------|------------|------------|-----------|----------|-----------|------------|-----------|------------|
| 2018 | .332 | 69 | 69 | 262 | 65 | 87 | 14 | 0 | 14 | 58 | 26 | 3-3 |
| 2019 | .329 | 57 | 57 | 234 | 46 | 77 | 10 | 1 | 14 | 44 | 19 | 4-4 |
| TOTAL | .331 | 126 | 126 | 496 | 111 | 164 | 26 | 1 | 28 | 102 | 45 | 7-7 |

Heston Kjerstad SEC Stats

| Year | Avg | GP | GS | AB | R | H | 2B | 3B | HR | RBI | BB | SB-ATT |
|--------------|-------------|-----------|-----------|------------|-----------|-----------|-----------|----------|-----------|-----------|-----------|------------|
| 2018 | .322 | 30 | 30 | 121 | 28 | 39 | 9 | 0 | 5 | 21 | 7 | 1-1 |
| 2019 | .319 | 29 | 29 | 116 | 20 | 37 | 4 | 0 | 6 | 20 | 8 | 2-2 |
| TOTAL | .321 | 59 | 59 | 237 | 48 | 76 | 13 | 0 | 11 | 41 | 15 | 3-3 |

2019 TRENDS

- Four home runs in his last 13 games ... Leads team with 14 HR's, six in SEC play.
- Hit eight home runs in the month of April and drove in a team-best 25 RBI's.
- Tied for the third-longest hit streak in the league earlier this year garnering a hit in 14-straight games.
- Broke out of a .214 slump to go 7-for-18 (.389) against Stony Brook with two runs scored, two doubles and four RBI's.
- Went a perfect 4-for-4 against Western Illinois (March 12) falling just a double short of the cycle. The four hits were a career-high.
- Hit a 435-foot home run in game one against No. 9 Texas (March 19), his third home run of the year.
- Tallied two three-hit games against Alabama, including a four-RBI day in game one (March 22), tying a career high.
- Two of four hits against Auburn were home runs ... Finished series batting .235 with five runs driven in.
- Notched his third two-home run game of career, second against Oral Roberts on Tuesday ... Hit his first career grand slam in same game.
- Hit .400 against Vanderbilt with six hits but only drove in two runs.
- Returned from one-game suspension to go 3-for-4 with a home run, a double and a single vs. Northwestern St. (April 23).
- Recorded his fourth career multi-home run game, going 3-for-5 with a career-high tying five RBI's vs. Tennessee (April 27).
- Went 5-for-10 (.500) against LSU with two RBI's, one home run and two runs scored.
- Notched his 10th game of three hits or more in game two against Texas A&M (May 17), going 3-for-4 with a run scored.
- Went just 2-for-11 (.182) in the SEC Tournament with a lone hit against Georgia (May 23) and Ole Miss (May 24) ... Also had a walk against Ole Miss (May 24).

#15 CASEY MARTIN • SO • INF • 5-11 • 175

CAREER HIGHS

| Category | High | Opponent (Last) | Date |
|--------------|------|--------------------------|---------|
| Hits | 4 | 5x (No. 15 LSU) | 5/9/19 |
| Runs | 3 | 7x (No. 15 LSU) | 5/9/19 |
| Doubles | 2 | No. 21 Ole Miss | 3/30/19 |
| Triples | 1 | 3x (Northwestern St.) | 4/23/19 |
| Home Runs | 2 | 3x (at No. 17 Texas A&M) | 5/16/19 |
| RBI's | 6 | Dayton | 2/28/18 |
| Walks | 3 | 2x (No. 2 Miss. State) | 4/19/19 |
| Stolen Bases | 2 | Dayton | 3/1/18 |

SEASON HIGHS

| Category | High | Opponent (Last) | Date |
|--------------|------|---------------------------|---------|
| Hits | 4 | 2x (No. 15 LSU) | 5/9/19 |
| Runs | 3 | 4x (No. 15 LSU) | 5/9/19 |
| Doubles | 2 | No. 21 Ole Miss | 3/30/19 |
| Triples | 1 | 3x (Northwestern St.) | 4/23/19 |
| Home Runs | 2 | at No. 17 Texas A&M | 5/16/19 |
| RBI's | 5 | No. 18 Tennessee | 4/27/19 |
| Walks | 3 | No. 2 Miss. State | 4/19/19 |
| Stolen Bases | 1 | 10x (at No. 17 Texas A&M) | 5/18/19 |

Casey Martin Career Stats

| Year | Avg | GP | GS | AB | R | H | 2B | 3B | HR | RBI | BB | SB-ATT |
|--------------|-------------|------------|------------|------------|------------|------------|-----------|----------|-----------|------------|-----------|--------------|
| 2018 | .345 | 67 | 62 | 252 | 50 | 87 | 14 | 0 | 13 | 49 | 27 | 8-9 |
| 2019 | .298 | 58 | 58 | 248 | 60 | 74 | 19 | 3 | 15 | 53 | 29 | 10-12 |
| TOTAL | .322 | 125 | 120 | 500 | 110 | 161 | 33 | 3 | 28 | 102 | 56 | 18-21 |

Casey Martin SEC Stats

| Year | Avg | GP | GS | AB | R | H | 2B | 3B | HR | RBI | BB | SB-ATT |
|--------------|-------------|-----------|-----------|------------|-----------|-----------|----------|----------|-----------|-----------|-----------|------------|
| 2018 | .333 | 30 | 29 | 117 | 14 | 39 | 4 | 0 | 3 | 11 | 15 | 3-3 |
| 2019 | .295 | 30 | 30 | 129 | 28 | 38 | 5 | 2 | 9 | 22 | 14 | 5-5 |
| TOTAL | .313 | 60 | 59 | 246 | 42 | 77 | 9 | 2 | 12 | 33 | 29 | 8-8 |

2019 TRENDS

- At least one hit in 16 of his last 19 games.
- Has multi-hit performances in eight of his last 15 games.
- Scored 14 times in last 14 games.
- Has three inside-the-park home runs this year (vs. LA Tech, Grambling, Kentucky)
- Started the season on a nine-game hit streak, before having it snapped in the series finale against Stony Brook (March 2) ... Had three multi-hit games during that streak.
- Hit a home run in three-straight games against Louisiana Tech (March 9-10) and Western Illinois (March 12).
- Had a career-high two doubles as part of a 3-for-3 day against No. 21 Ole Miss (March 30).
- Went 2-for-5 in the series finale against the Rebels (March 31) with a home run, his sixth of the year, which leads the team.
- Hit two triples in Auburn series his only hits of the series• Tied a career-high four hits on against Oral Roberts (April 9).
- Two multi-hit games in Vanderbilt series, including his fourth game of three hits or more this season on Sunday.
- Named SEC Player of the Week after Arkansas-Pine Bluff game and Mississippi State series.
- Hit .471 against Golden Lions and Bulldogs with five of his eight hits and six of his 10 RBIs coming against MSU.
- Totaled a career-high four RBIs twice against MSU, including hitting his first grand slam in game two, part of a 2-for-3 day with three walks.
- Had a career-high five RBIs, three from a home run in the game two victory over Tennessee (April 27).
- Tied a career-high four hits and three runs scored in series-opener against No. 15 LSU (May 9), including his 12th home run of the year.
- Logged his first multi-home run game of the season, third of career, after going 2-for-5 in the series opener against Texas A&M (May 16).
- Now has a team-leading 15 home runs, two more than his total as a freshman and tying for third in the SEC.
- Went 0-for-10 in the SEC Tournament with one hit by pitch.

#8 JORDAN MCFARLAND • JR • INF • 6-3 • 220

CAREER HIGHS

| Category | High | Opponent (Last) | Date |
|--------------|------|-----------------------|---------|
| Hits | 3 | 2x (Alabama) | 4/29/18 |
| Runs | 5 | Bucknell | 2/17/18 |
| Doubles | 1 | 4x (No. 18 Tennessee) | 4/27/19 |
| Triples | -- | -- | -- |
| Home Runs | 2 | Kent State | 3/11/18 |
| RBI's | 5 | Kent State | 3/11/18 |
| Walks | 3 | No. 13 Auburn | 4/7/18 |
| Stolen Bases | 1 | 3x (Eastern Illinois) | 2/16/19 |

SEASON HIGHS

| Category | High | Opponent (Last) | Date |
|--------------|------|-----------------------|---------|
| Hits | 2 | 5x (No. 18 Tennessee) | 4/27/19 |
| Runs | 3 | No. 18 Tennessee | 4/27/19 |
| Doubles | 1 | No. 18 Tennessee | 4/27/19 |
| Triples | -- | -- | -- |
| Home Runs | 1 | 2x (No. 18 Tennessee) | 4/27/19 |
| RBI's | 3 | 2x (Northwestern St.) | 4/23/19 |
| Walks | 1 | 5x (Grambling St.) | 4/30/19 |
| Stolen Bases | 1 | Eastern Illinois | 2/16/19 |

Jordan McFarland Career Stats

| Year | Avg | GP | GS | AB | R | H | 2B | 3B | HR | RBI | BB | SB-ATT |
|--------------|-------------|-----------|-----------|------------|-----------|-----------|----------|----------|----------|-----------|-----------|------------|
| 2017 | .271 | 29 | 19 | 70 | 14 | 19 | 0 | 0 | 2 | 10 | 9 | 1-1 |
| 2018 | .299 | 45 | 29 | 117 | 34 | 35 | 3 | 0 | 3 | 15 | 13 | 0-2 |
| 2019 | .238 | 24 | 15 | 63 | 14 | 15 | 1 | 0 | 2 | 12 | 6 | 2-2 |
| TOTAL | .279 | 97 | 62 | 247 | 62 | 69 | 4 | 0 | 7 | 37 | 28 | 3-5 |

Jordan McFarland SEC Stats

| Year | Avg | GP | GS | AB | R | H | 2B | 3B | HR | RBI | BB | SB-ATT |
|--------------|-------------|-----------|-----------|------------|-----------|-----------|----------|----------|----------|----------|-----------|------------|
| 2017 | .238 | 11 | 5 | 21 | 3 | 5 | 0 | 0 | 0 | 1 | 1 | 0-0 |
| 2018 | .277 | 26 | 19 | 65 | 15 | 18 | 1 | 0 | 1 | 4 | 10 | 0-1 |
| 2019 | .400 | 7 | 3 | 15 | 7 | 6 | 1 | 0 | 1 | 2 | 1 | 0-0 |
| TOTAL | .287 | 44 | 27 | 101 | 25 | 29 | 2 | 0 | 2 | 7 | 12 | 0-1 |

CAREER HIGHS

| Category | High | Opponent (Last) | Date |
|--------------|------|------------------------|---------|
| Hits | 4 | at No. 6 Vanderbilt | 4/14/19 |
| Runs | 3 | No. 15 LSU | 5/10/19 |
| Doubles | 1 | 5x (No. 18 Tennessee) | 4/28/19 |
| Triples | -- | -- | -- |
| Home Runs | 1 | 2x (No. 15 LSU) | 5/9/19 |
| RBI's | 3 | 3x (No. 2 Miss. State) | 4/19/19 |
| Walks | 3 | Charlotte | 3/6/19 |
| Stolen Bases | 1 | 4x (Louisiana Tech) | 3/10/19 |

SEASON HIGHS

| Category | High | Opponent (Last) | Date |
|--------------|------|------------------------|---------|
| Hits | 4 | at No. 6 Vanderbilt | 4/14/19 |
| Runs | 3 | No. 15 LSU | 5/10/19 |
| Doubles | 1 | 3x (No. 18 Tennessee) | 4/28/19 |
| Triples | -- | -- | -- |
| Home Runs | 1 | 2x (No. 15 LSU) | 5/9/19 |
| RBI's | 3 | 3x (No. 2 Miss. State) | 4/19/19 |
| Walks | 3 | Charlotte | 3/6/19 |
| Stolen Bases | 1 | 4x (Louisiana Tech) | 3/10/19 |

Casey Opitz Career Stats

| Year | Avg | GP | GS | AB | R | H | 2B | 3B | HR | RBI | BB | SB-ATT |
|--------------|-------------|-----------|-----------|------------|-----------|-----------|----------|----------|----------|-----------|-----------|------------|
| 2018 | .222 | 19 | 7 | 27 | 6 | 6 | 2 | 0 | 0 | 5 | 3 | 0-0 |
| 2019 | .247 | 50 | 42 | 150 | 28 | 37 | 3 | 0 | 2 | 25 | 34 | 5-5 |
| TOTAL | .243 | 69 | 49 | 177 | 34 | 43 | 5 | 0 | 2 | 30 | 37 | 5-5 |

Casey Opitz SEC Stats

| Year | Avg | GP | GS | AB | R | H | 2B | 3B | HR | RBI | BB | SB-ATT |
|--------------|-------------|-----------|-----------|------------|-----------|-----------|----------|----------|----------|-----------|-----------|------------|
| 2018 | .143 | 6 | 2 | 7 | 0 | 1 | 0 | 0 | 0 | 2 | 1 | 0-0 |
| 2019 | .265 | 30 | 29 | 102 | 15 | 27 | 1 | 0 | 2 | 15 | 17 | 0-0 |
| TOTAL | .257 | 36 | 31 | 109 | 15 | 28 | 1 | 0 | 2 | 17 | 18 | 0-0 |

2019 TRENDS

- 12 hits in last 13 games.
- Has walked seven times in last seven games.
- Has reached base in 13 of the last 16 SEC games.
- Had a career-high four hits in the 14-12 win over Vanderbilt (April 14), including hitting his first career home run.
- Tied a career-high three RBI's in series finale vs. Vanderbilt (April 14).
- Drove in a career-high three RBI's in game one against EIU (Feb. 16), two coming from a double in the fourth inning, his second hit of the frame.
- Walked a career-high three against Charlotte (March 6).
- Hit the walk-off single in the bottom of the ninth against Missouri (March 17), his only hit of the series.
- Drove in Arkansas' first run of a 3-2 loss to No. 6 Vanderbilt (April 12) ... His first RBI since March 24 at Alabama.
- Had three of Arkansas' 12 hits in the game one victory over Kentucky, all singles.
- Set a career high with three runs scored in game two of the LSU series (May 10), going 2-for-3 with two walks.
- Went 1-for-2 with two walks and a home run in the series opener against LSU (May 9) ... The home run was his second of the year.

CAREER HIGHS

| Category | High | Opponent (Last) | Date |
|--------------|------|---------------------------|---------|
| Hits | 3 | at Alabama | 3/22/19 |
| Runs | 3 | 2x (Louisiana Tech) | 3/10/19 |
| Doubles | 1 | 10x (at No. 17 Texas A&M) | 5/16/19 |
| Triples | 1 | 4x (Northwestern St.) | 4/24/19 |
| Home Runs | 2 | Stony Brook | 3/2/19 |
| RBI's | 5 | Stony Brook | 3/2/19 |
| Walks | 2 | 11x (at No. 6 Vanderbilt) | 4/14/19 |
| Stolen Bases | 2 | Stony Brook | 3/1/19 |

SEASON HIGHS

| Category | High | Opponent (Last) | Date |
|--------------|------|--------------------------|---------|
| Hits | 3 | at Alabama | 3/22/19 |
| Runs | 3 | 2x (Louisiana Tech) | 3/10/19 |
| Doubles | 1 | 8x (at No. 17 Texas A&M) | 5/16/19 |
| Triples | 1 | 4x (Northwestern St.) | 4/24/19 |
| Home Runs | 2 | Stony Brook | 3/2/19 |
| RBI's | 5 | Stony Brook | 3/2/19 |
| Walks | 2 | 8x (at No. 6 Vanderbilt) | 4/14/19 |
| Stolen Bases | 2 | Stony Brook | 3/1/19 |

Jack Kenley Career Stats

| Year | Avg | GP | GS | AB | R | H | 2B | 3B | HR | RBI | BB | SB-ATT |
|--------------|-------------|------------|-----------|------------|-----------|-----------|-----------|----------|-----------|-----------|-----------|--------------|
| 2017 | .133 | 34 | 6 | 30 | 5 | 4 | 1 | 0 | 0 | 2 | 2 | 1-2 |
| 2018 | .222 | 43 | 16 | 54 | 13 | 12 | 2 | 0 | 0 | 10 | 13 | 1-1 |
| 2019 | .311 | 58 | 57 | 209 | 50 | 65 | 8 | 4 | 12 | 48 | 38 | 8-11 |
| TOTAL | .276 | 135 | 79 | 293 | 68 | 81 | 11 | 4 | 12 | 60 | 53 | 10-14 |

Jack Kenley SEC Stats

| Year | Avg | GP | GS | AB | R | H | 2B | 3B | HR | RBI | BB | SB-ATT |
|--------------|-------------|-----------|-----------|------------|-----------|-----------|----------|----------|----------|-----------|-----------|------------|
| 2017 | .000 | 18 | 2 | 12 | 1 | 0 | 0 | 0 | 0 | 0 | 0 | 0-0 |
| 2018 | .194 | 21 | 10 | 36 | 4 | 7 | 1 | 0 | 0 | 5 | 5 | 1-1 |
| 2019 | .291 | 30 | 30 | 110 | 21 | 32 | 6 | 0 | 6 | 16 | 18 | 3-5 |
| TOTAL | .247 | 69 | 42 | 158 | 26 | 39 | 7 | 0 | 6 | 21 | 23 | 4-6 |

2019 TRENDS

- Notched 32 hits in his last 24 games.
- Has a hit in 10 of his last 11 games.
- Has seven multi-hit games in his last 16 starts.
- Recorded his first multi-hit game of the year on Opening Day against EIU (Feb. 16), going 2-for-4 with two RBI's, one double and one home run.
- The home run was his first of his career and travelled 407 feet beyond the right field bullpen.
- Recorded his first multi-home run game of his career after going deep in back-to-back at-bats against Stony Brook (March 2), part of a 2-for-4 day with three runs scored and a career-high five RBI's.
- Finished the series against Louisiana Tech, 4-for-10 (.400) with three runs scored and one RBI.
- Went 3-for-5 in the series opener against Alabama (March 22), a career-high in hits, his sixth multi-hit game of the year.
- Was 4-for-10 (.400) in the Vanderbilt series, walking four times.
- Went 3-for-10 (.300) in Kentucky series, with just one run scored.
- Hit his first career grand slam in the series-opener against LSU (May 9), the fifth grand slam hit by a Razorback this year.
- Notched two multi-hit games against Texas A&M, giving him 20 for the year.
- Had only two hits in the SEC Tournament, but drove in three of Arkansas' five runs in its tournament-opening win over Ole Miss (5-3).

#4 TREVOR EZELL • R-SR • INF • 5-8 • 200

CAREER HIGHS

| Category | High | Opponent (Last) | Date |
|--------------|------|---------------------------|---------|
| Hits | 4 | 7x (at Tennessee Tech) | 4/29/18 |
| Runs | 6 | Grambling St. | 4/30/19 |
| Doubles | 2 | 7x (at Kentucky) | 5/5/19 |
| Triples | 1 | 15x (Ark.- Pine Bluff) | 4/16/19 |
| Home Runs | 1 | 24x (at No. 17 Texas A&M) | 5/16/19 |
| RBI's | 4 | 5x (at No. 15 Auburn) | 4/5/19 |
| Walks | 3 | 9x (Grambling St.) | 4/30/19 |
| Stolen Bases | 3 | SIUE | 4/2/16 |

SEASON HIGHS

| Category | High | Opponent (Last) | Date |
|--------------|------|--------------------------|---------|
| Hits | 3 | 8x (Grambling St.) | 4/30/19 |
| Runs | 6 | Grambling St. | 4/30/19 |
| Doubles | 2 | 4x (at Kentucky) | 5/5/19 |
| Triples | 1 | 2x (Ark.- Pine Bluff) | 4/16/19 |
| Home Runs | 1 | 7x (at No. 17 Texas A&M) | 5/16/19 |
| RBI's | 4 | at No. 15 Auburn | 4/5/19 |
| Walks | 3 | 3x (Grambling St.) | 4/30/19 |
| Stolen Bases | 2 | 3x (No. 18 Tennessee) | 4/28/19 |

Trevor Ezell Career Stats

| Year | Avg | GP | GS | AB | R | H | 2B | 3B | HR | RBI | BB | SB-ATT |
|--------------|-------------|------------|------------|------------|------------|------------|-----------|-----------|-----------|------------|------------|--------------|
| 2015 (SEMO) | .313 | 59 | 59 | 246 | 66 | 77 | 18 | 6 | 4 | 42 | 41 | 11-17 |
| 2016 (SEMO) | .326 | 59 | 59 | 242 | 70 | 79 | 10 | 2 | 5 | 31 | 53 | 23-25 |
| 2017 (SEMO) | .276 | 7 | 7 | 29 | 6 | 8 | 1 | 1 | 1 | 5 | 3 | 3-3 |
| 2018 (SEMO) | .377 | 56 | 56 | 231 | 52 | 87 | 16 | 4 | 6 | 50 | 25 | 11-17 |
| 2019 (ARK) | .307 | 58 | 58 | 218 | 64 | 67 | 19 | 2 | 8 | 41 | 47 | 18-19 |
| TOTAL | .329 | 239 | 239 | 966 | 258 | 318 | 64 | 15 | 24 | 169 | 169 | 66-81 |

Trevor Ezell Career Conference Stats

| Year | Avg | GP | GS | AB | R | H | 2B | 3B | HR | RBI | BB | SB-ATT |
|--------------|-------------|------------|------------|------------|------------|------------|-----------|----------|-----------|-----------|-----------|--------------|
| 2015 | .308 | 30 | 30 | 133 | 38 | 41 | 12 | 3 | 4 | 23 | 17 | 5-6 |
| 2016 | .352 | 29 | 29 | 125 | 38 | 44 | 6 | 1 | 4 | 18 | 24 | 13-13 |
| 2017 | | | | | | | | | | | | INJURED |
| 2018 | .406 | 31 | 31 | 133 | 36 | 54 | 13 | 2 | 2 | 26 | 14 | 6-9 |
| 2019 | .256 | 30 | 30 | 117 | 28 | 30 | 14 | 0 | 5 | 24 | 22 | 6-7 |
| TOTAL | .335 | 120 | 120 | 508 | 140 | 170 | 45 | 6 | 15 | 91 | 77 | 30-35 |

2019 TRENDS

- Has started every game of his career (239 consecutive starts).
- Has 21 hits in last 14 games ... 13 RBI's and 10 XBH in same span.
- Tied a career-high four RBI's in 15-inning victory over Auburn.
- Walked 23 times in last 26 games.
- In the 18 games he's had at least one RBI, he's driven in three or more six times.
- Made his Razorback debut, starting at first base in all three games against Eastern Illinois, and led the team with a 5-for-10 (.500) combined performance at the plate.
- Went 3-for-4 in the first game of the season with two doubles and one home run in the 15-7 win. His home run in the third inning was Arkansas' first homer of the year.
- Went 3-for-6 in the series finale against Vanderbilt (April 14) after going hitless in the first two games ... Hit two doubles in a game for the third time this year.
- Hit .533 against Grambling and Kentucky and reached base 13 times with five walks and five extra-base hits.

#5 JACOB NESBIT • R-FR • INF • 6-0 • 175

SEASON HIGHS

| Category | High | Opponent (Last) | Date |
|--------------|------|-----------------------|---------|
| Hits | 3 | 2x (No. 18 Tennessee) | 4/26/19 |
| Runs | 2 | 4x (No. 15 LSU) | 5/9/19 |
| Doubles | 1 | 6x (vs. Georgia) | 5/23/19 |
| Triples | -- | -- | -- |
| Home Runs | 1 | at Alabama | 3/22/19 |
| RBI's | 6 | No. 18 Tennessee | 4/26/19 |
| Walks | 2 | 3x (at Kentucky) | 5/5/19 |
| Stolen Bases | 1 | 5x (at No. 15 Auburn) | 4/6/19 |

Jacob Nesbit Career Stats

| Year | Avg | GP | GS | AB | R | H | 2B | 3B | HR | RBI | BB | SB-ATT |
|--------------|-------------|-----------|-----------|------------|-----------|-----------|----------|----------|----------|-----------|-----------|------------|
| 2019 | .261 | 56 | 53 | 184 | 32 | 48 | 9 | 0 | 3 | 41 | 25 | 6-8 |
| TOTAL | .261 | 56 | 53 | 184 | 32 | 48 | 9 | 0 | 3 | 41 | 25 | 6-8 |

Jacob Nesbit SEC Stats

| Year | Avg | GP | GS | AB | R | H | 2B | 3B | HR | RBI | BB | SB-ATT |
|--------------|-------------|-----------|-----------|------------|-----------|-----------|----------|----------|----------|-----------|-----------|------------|
| 2019 | .217 | 30 | 30 | 106 | 15 | 23 | 5 | 0 | 3 | 23 | 14 | 3-4 |
| TOTAL | .217 | 30 | 30 | 106 | 15 | 23 | 5 | 0 | 3 | 23 | 14 | 3-4 |

2019 TRENDS

- Has four hits in his last eight games.
- Notched a career-high six RBI's in series-opener against Tennessee
- Hit one double in each of games two and three against Vanderbilt (April 13-14).
- Has 18 RBI's in last 20 games.
- Went 2-for-4 in series finale against No. 2 Mississippi State with a career-high four RBI's and one home run.
- Tallied his first three-hit game of his career when he went 3-for-4 with two RBI's in a 7-6 loss at No. 9 Texas (March 20).
- Tied his career high with three RBI's in the game one win over Alabama (March 22) and finished the week with seven runs driven in.
- Hit his first career home run against Alabama, becoming the eighth different Razorback to hit at least one home run this season.
- Saw his team-best 15-game hitting streak come to an end on March 29 against Ole Miss. Also saw his team-best 24-game reached base streak come to an end on March 31 against Ole Miss.
- The hit streak was the longest by a Razorback since Tyler Spoon (16 games) in 2013.

#25 CHRISTIAN FRANKLIN • FR • OF • 5-11 • 180

SEASON HIGHS

| Category | High | Opponent (Last) | Date |
|--------------|------|--------------------------|---------|
| Hits | 4 | No. 18 Tennessee | 4/27/19 |
| Runs | 3 | No. 18 Tennessee | 4/27/19 |
| Doubles | 1 | 7x (at No. 17 Texas A&M) | 5/16/19 |
| Triples | 1 | Charlotte | 3/6/19 |
| Home Runs | 1 | 6x (at Kentucky) | 5/5/19 |
| RBI | 4 | at No. 9 Texas | 3/19/19 |
| Walks | 3 | at USC | 2/22/19 |
| Stolen Bases | 2 | at USC | 2/21/19 |

Christian Franklin Career Stats

| Year | Avg | GP | GS | AB | R | H | 2B | 3B | HR | RBI | BB | SB-ATT |
|--------------|-------------|-----------|-----------|------------|-----------|-----------|----------|----------|----------|-----------|-----------|-------------|
| 2019 | .277 | 56 | 50 | 177 | 36 | 49 | 7 | 1 | 6 | 33 | 22 | 8-10 |
| TOTAL | .277 | 56 | 50 | 177 | 36 | 49 | 7 | 1 | 6 | 33 | 22 | 8-10 |

Christian Franklin SEC Stats

| Year | Avg | GP | GS | AB | R | H | 2B | 3B | HR | RBI | BB | SB-ATT |
|--------------|-------------|-----------|-----------|------------|-----------|-----------|----------|----------|----------|-----------|----------|------------|
| 2019 | .262 | 30 | 30 | 107 | 20 | 28 | 4 | 0 | 3 | 12 | 9 | 2-3 |
| TOTAL | .262 | 30 | 30 | 107 | 20 | 28 | 4 | 0 | 3 | 12 | 9 | 2-3 |

2019 TRENDS

- Has eight multi-hit games in conference play.
- Notched 14 hits in his last 13 games, including a four-hit game in game two against Tennessee (April 27) and a three-hit game in the series opener against Kentucky (May 3).
- Went 2-for-5 in his first career start (vs. EIU - Feb. 16), driving in three RBIs and hitting his first career home run.
- Tallied his second multi-hit game of the year in game three, providing an RBI double in the second inning and an RBI single in the seventh, Arkansas' first two runs of the game.
- Nearly hit for the cycle against Charlotte (March 6), falling a home run shy in a 3-for-4 game, his second three-hit game of the year.
- Hit Arkansas' first grand slam of the season in the second inning against No. 9 Texas (March 19), becoming the first Razorback with a four-RBI game this season.
- Went 4-for-15 in the Auburn series with multi-hit games in games two and three.

#10 MATT GOODHEART • SO • INF/OF • 6-1 • 180

SEASON HIGHS

| Category | High | Opponent (Last) | Date |
|--------------|------|----------------------------|---------|
| Hits | 3 | 3x (at No. 6 Vanderbilt) | 4/13/19 |
| Runs | 3 | 2x (Northwestern St.) | 4/23/19 |
| Doubles | 2 | 3x (at No. 6 Vanderbilt) | 4/13/19 |
| Triples | 1 | 2x (No. 2 Mississippi St.) | 4/19/19 |
| Home Runs | 1 | 3x (vs. Ole Miss) | 5/24/19 |
| RBI | 4 | Oral Roberts | 4/9/19 |
| Walks | 3 | 2x (No. 2 Miss. State) | 4/19/19 |
| Stolen Bases | 1 | 4x (at Missouri St.) | 3/26/19 |

Matt Goodheart Career Stats

| Year | Avg | GP | GS | AB | R | H | 2B | 3B | HR | RBI | BB | SB-ATT |
|--------------|-------------|-----------|-----------|------------|-----------|-----------|-----------|----------|----------|-----------|-----------|------------|
| 2019 | .347 | 50 | 43 | 170 | 28 | 59 | 13 | 2 | 3 | 39 | 30 | 5-7 |
| TOTAL | .347 | 50 | 43 | 170 | 28 | 59 | 13 | 2 | 3 | 39 | 30 | 5-7 |

Matt Goodheart SEC Stats

| Year | Avg | GP | GS | AB | R | H | 2B | 3B | HR | RBI | BB | SB-ATT |
|--------------|-------------|-----------|-----------|------------|-----------|-----------|-----------|----------|----------|-----------|-----------|------------|
| 2019 | .369 | 27 | 26 | 103 | 14 | 38 | 11 | 2 | 1 | 20 | 17 | 2-3 |
| TOTAL | .369 | 27 | 26 | 103 | 14 | 38 | 11 | 2 | 1 | 20 | 17 | 2-3 |

2019 TRENDS

- Played in 50 games with 43 starts at either DH or first base and led the team with a .352 batting average at the end of the regular season.
- Also led the team with a .369 batting average in conference play totaling 11 doubles, two triples, one home run and driving in 20 RBIs.
- Top five totals in the SEC in overall batting average (.347) and on-base percentage (.448).
- Finished fourth in the SEC with a .369 average in conference games only and tied for fourth with 11 doubles. Also had the fourth highest on-base percentage (.463).
- Hit .309 in the final month, with five extra-base hits and 16 RBIs.
- Had three of Arkansas' seven hits in the 12-2 loss at Vanderbilt (April 13), two going for doubles.
- Went 2-for-5 in the series finale with the Commodores with two RBIs and his first career triple.
- Has at least one hit in nine of his last 10 games.
- Hit his first career home run against Oral Roberts (April 9), part of a 2-for-4 game with four RBIs.
- Went 2-for-4 in his first career start as a Razorback (vs. EIU - Feb. 16), driving in one run and scoring one.
- Recorded two multi-hit games in the Missouri series (March 15-17), his first multi-hit game since the season-opener against Eastern Illinois (Feb. 16).
- Tallied a career-high three hits in the series-opening win over Alabama (March 22), including one double and two runs scored.
- Went 2-for-3 in the 5-3 victory over No. 21 Ole Miss (March 29), driving in a career-high three runs.
- Has a hit in seven of his last eight games, including a home run in the Texas A&M series and a two-run home run in the SEC Tournament against Ole Miss (May 24).

2019 Arkansas Baseball
Individual Game-by-Game for Arkansas (as of May 30, 2019)

#22 Curtis Washington - 28 games (All games)

| Date | Opponent | Pos | AB | R | H | RBI | 2B | 3B | HR | BB | SB | CS | HBP | SAC | SF | GDP | K | PO | A | E | Avg |
|--------|--------------------|--------|----|----|----|-----|----|----|----|----|----|----|-----|-----|----|-----|----|----|---|---|------|
| Feb 16 | EASTERN ILLINOIS-2 | ph/of | 1 | 0 | 0 | 0 | 0 | 0 | 0 | 0 | 0 | 0 | 0 | 0 | 0 | 0 | 1 | 0 | 0 | 0 | .000 |
| Feb 17 | EASTERN ILLINOIS | ph/dh | 1 | 1 | 1 | 0 | 0 | 0 | 0 | 1 | 0 | 0 | 0 | 0 | 0 | 0 | 0 | 0 | 0 | 0 | .500 |
| Feb 22 | at USC | pr/of | 0 | 1 | 0 | 0 | 0 | 0 | 0 | 0 | 1 | 0 | 0 | 0 | 0 | 0 | 0 | 1 | 0 | 0 | .500 |
| Feb 27 | MEMPHIS | ph/3b | 1 | 0 | 0 | 0 | 0 | 0 | 0 | 0 | 0 | 0 | 0 | 0 | 0 | 0 | 0 | 0 | 0 | 0 | .333 |
| Mar 01 | STONY BROOK-1 | pr/of | 0 | 0 | 0 | 0 | 0 | 0 | 0 | 0 | 0 | 0 | 0 | 0 | 0 | 0 | 0 | 0 | 0 | 0 | .333 |
| Mar 02 | STONY BROOK | ph/3b | 2 | 1 | 2 | 0 | 0 | 1 | 0 | 0 | 0 | 0 | 0 | 0 | 0 | 0 | 0 | 1 | 1 | 1 | .600 |
| Mar 06 | CHARLOTTE | of | 1 | 0 | 1 | 0 | 0 | 0 | 0 | 0 | 0 | 0 | 0 | 0 | 0 | 0 | 0 | 0 | 0 | 0 | .667 |
| Mar 10 | LOUISIANA TECH | ph/of | 1 | 0 | 0 | 0 | 0 | 0 | 0 | 0 | 0 | 0 | 0 | 0 | 0 | 0 | 1 | 0 | 0 | 1 | .571 |
| Mar 12 | WESTERN ILLINOIS | ph/of | 1 | 1 | 1 | 0 | 0 | 0 | 0 | 0 | 0 | 0 | 0 | 0 | 0 | 0 | 0 | 0 | 0 | 0 | .625 |
| Mar 13 | WESTERN ILLINOIS | *of | 3 | 0 | 0 | 1 | 0 | 0 | 0 | 1 | 0 | 0 | 0 | 1 | 0 | 0 | 3 | 0 | 0 | 0 | .455 |
| Mar 17 | MISSOURI | pr | 0 | 1 | 0 | 0 | 0 | 0 | 0 | 0 | 0 | 0 | 0 | 0 | 0 | 0 | 0 | 0 | 0 | 0 | .455 |
| Mar 23 | at Alabama | 3b | 0 | 0 | 0 | 0 | 0 | 0 | 0 | 0 | 0 | 0 | 0 | 0 | 0 | 0 | 0 | 0 | 1 | 0 | .455 |
| Apr 02 | LITTLE ROCK | ph | 1 | 0 | 1 | 0 | 0 | 0 | 0 | 0 | 0 | 0 | 0 | 0 | 0 | 0 | 0 | 0 | 0 | 0 | .500 |
| Apr 09 | ORAL ROBERTS | *of | 2 | 2 | 1 | 1 | 1 | 0 | 0 | 3 | 0 | 0 | 0 | 0 | 0 | 0 | 1 | 6 | 0 | 0 | .500 |
| Apr 13 | at Vanderbilt | of | 2 | 0 | 0 | 0 | 0 | 0 | 0 | 0 | 0 | 0 | 0 | 0 | 0 | 0 | 2 | 1 | 0 | 0 | .438 |
| Apr 16 | ARK. - PINE BLUFF | *of | 3 | 1 | 0 | 0 | 0 | 0 | 0 | 0 | 1 | 0 | 1 | 0 | 0 | 0 | 1 | 3 | 0 | 0 | .368 |
| Apr 19 | MISSISSIPPI ST. | of | 0 | 0 | 0 | 0 | 0 | 0 | 0 | 1 | 0 | 0 | 0 | 0 | 0 | 0 | 0 | 0 | 0 | 0 | .368 |
| Apr 23 | NORTHWESTERN ST. | *of/of | 6 | 2 | 3 | 1 | 1 | 0 | 1 | 0 | 0 | 0 | 0 | 0 | 0 | 0 | 1 | 0 | 0 | 0 | .400 |
| Apr 27 | TENNESSEE | of | 0 | 0 | 0 | 0 | 0 | 0 | 0 | 0 | 0 | 0 | 0 | 0 | 0 | 0 | 0 | 0 | 0 | 0 | .400 |
| Apr 28 | TENNESSEE | pr | 0 | 0 | 0 | 0 | 0 | 0 | 0 | 0 | 0 | 0 | 0 | 0 | 0 | 0 | 0 | 0 | 0 | 0 | .400 |
| Apr 30 | GRAMBLING ST. | *of | 4 | 2 | 2 | 0 | 1 | 0 | 0 | 1 | 1 | 1 | 0 | 0 | 0 | 0 | 1 | 0 | 0 | 0 | .414 |
| May 03 | at Kentucky | pr | 0 | 0 | 0 | 0 | 0 | 0 | 0 | 0 | 1 | 0 | 0 | 0 | 0 | 0 | 0 | 0 | 0 | 0 | .414 |
| May 05 | at Kentucky-1 | of | 0 | 0 | 0 | 0 | 0 | 0 | 0 | 0 | 0 | 0 | 0 | 0 | 0 | 0 | 0 | 0 | 0 | 0 | .414 |
| May 09 | LSU | pr/of | 0 | 0 | 0 | 0 | 0 | 0 | 0 | 0 | 0 | 0 | 0 | 0 | 0 | 0 | 0 | 0 | 0 | 0 | .414 |
| May 10 | LSU | pr/of | 0 | 1 | 0 | 0 | 0 | 0 | 0 | 0 | 0 | 0 | 0 | 0 | 0 | 0 | 0 | 0 | 0 | 0 | .414 |
| May 11 | LSU | pr | 0 | 0 | 0 | 0 | 0 | 0 | 0 | 0 | 0 | 0 | 0 | 0 | 0 | 0 | 0 | 0 | 0 | 0 | .414 |
| May 22 | vs Ole Miss | pr | 0 | 1 | 0 | 0 | 0 | 0 | 0 | 0 | 0 | 0 | 0 | 0 | 0 | 0 | 0 | 0 | 0 | 0 | .414 |
| May 24 | vs Ole Miss | *of | 4 | 0 | 0 | 0 | 0 | 0 | 0 | 0 | 0 | 0 | 0 | 0 | 0 | 0 | 1 | 2 | 0 | 0 | .364 |
| Totals | | 6gs | 33 | 14 | 12 | 3 | 3 | 1 | 1 | 7 | 4 | 1 | 1 | 1 | 0 | 0 | 12 | 14 | 2 | 2 | .364 |

On base pct. .488 • Slugging pct. .606



|| INDIVIDUAL GAME-BY-GAME

2019 Arkansas Baseball Individual Game-by-Game for Arkansas (as of May 30, 2019)

#25 Christian Franklin - 56 games (All games)

| Date | Opponent | Pos | AB | R | H | RBI | 2B | 3B | HR | BB | SB | CS | HBP | SAC | SF | GDP | K | PO | A | E | Avg |
|--------|--------------------|--------|-----|----|----|-----|----|----|----|----|----|----|-----|-----|----|-----|----|----|---|---|------|
| Feb 16 | EASTERN ILLINOIS-1 | *of | 5 | 2 | 2 | 3 | 0 | 0 | 1 | 0 | 1 | 0 | 0 | 0 | 0 | 1 | 0 | 2 | 0 | 0 | .400 |
| Feb 16 | EASTERN ILLINOIS-2 | pr/of | 1 | 1 | 0 | 0 | 0 | 0 | 0 | 0 | 0 | 0 | 0 | 0 | 0 | 0 | 1 | 0 | 0 | 0 | .333 |
| Feb 17 | EASTERN ILLINOIS | *of | 0 | 0 | 0 | 0 | 0 | 0 | 0 | 0 | 0 | 0 | 0 | 0 | 0 | 0 | 0 | 0 | 0 | 0 | .333 |
| Feb 21 | at USC | *of | 1 | 2 | 0 | 0 | 0 | 0 | 0 | 3 | 0 | 0 | 0 | 0 | 0 | 0 | 1 | 3 | 1 | 0 | .286 |
| Feb 22 | at USC | *of | 2 | 1 | 1 | 2 | 1 | 0 | 0 | 1 | 2 | 0 | 1 | 0 | 0 | 0 | 0 | 1 | 0 | 0 | .333 |
| Feb 23 | at USC | *of | 4 | 0 | 2 | 2 | 1 | 0 | 0 | 0 | 0 | 0 | 0 | 0 | 0 | 0 | 1 | 2 | 0 | 0 | .385 |
| Feb 27 | MEMPHIS | *of | 2 | 1 | 1 | 2 | 0 | 0 | 0 | 2 | 1 | 0 | 0 | 0 | 0 | 0 | 1 | 3 | 0 | 0 | .400 |
| Mar 01 | STONY BROOK-1 | *of | 3 | 0 | 0 | 0 | 0 | 0 | 0 | 0 | 0 | 0 | 0 | 0 | 0 | 0 | 0 | 2 | 0 | 0 | .333 |
| Mar 01 | STONY BROOK-2 | *of | 3 | 0 | 0 | 0 | 0 | 0 | 0 | 0 | 0 | 0 | 0 | 0 | 0 | 0 | 0 | 0 | 0 | 0 | .286 |
| Mar 02 | STONY BROOK | *of | 5 | 2 | 3 | 3 | 0 | 0 | 1 | 0 | 1 | 0 | 0 | 0 | 0 | 0 | 0 | 1 | 0 | 1 | .346 |
| Mar 06 | CHARLOTTE | *of/of | 4 | 1 | 3 | 3 | 1 | 1 | 0 | 0 | 0 | 0 | 0 | 0 | 0 | 0 | 1 | 1 | 0 | 0 | .400 |
| Mar 08 | LOUISIANA TECH | *of | 3 | 0 | 1 | 0 | 0 | 0 | 0 | 1 | 0 | 0 | 0 | 0 | 0 | 1 | 1 | 0 | 0 | 0 | .394 |
| Mar 09 | LOUISIANA TECH | *of | 5 | 1 | 2 | 0 | 0 | 0 | 0 | 0 | 0 | 0 | 0 | 0 | 0 | 0 | 2 | 2 | 0 | 0 | .395 |
| Mar 10 | LOUISIANA TECH | *of/of | 4 | 0 | 1 | 1 | 0 | 0 | 0 | 0 | 0 | 0 | 0 | 0 | 0 | 0 | 1 | 0 | 0 | 0 | .381 |
| Mar 12 | WESTERN ILLINOIS | *of | 3 | 0 | 0 | 0 | 0 | 0 | 0 | 0 | 0 | 0 | 0 | 0 | 0 | 1 | 0 | 0 | 0 | 0 | .356 |
| Mar 13 | WESTERN ILLINOIS | of | 0 | 0 | 0 | 0 | 0 | 0 | 0 | 0 | 0 | 0 | 0 | 0 | 0 | 0 | 0 | 0 | 0 | 0 | .356 |
| Mar 15 | MISSOURI | *of | 2 | 0 | 0 | 0 | 0 | 0 | 0 | 0 | 0 | 0 | 0 | 1 | 0 | 0 | 0 | 1 | 0 | 0 | .340 |
| Mar 16 | MISSOURI | *of | 2 | 0 | 1 | 3 | 0 | 0 | 0 | 0 | 1 | 0 | 0 | 0 | 1 | 0 | 1 | 3 | 0 | 0 | .347 |
| Mar 17 | MISSOURI | *of | 3 | 0 | 0 | 0 | 0 | 0 | 0 | 0 | 0 | 0 | 0 | 0 | 0 | 0 | 1 | 1 | 0 | 0 | .327 |
| Mar 19 | at Texas | *of | 4 | 1 | 2 | 4 | 0 | 0 | 1 | 0 | 0 | 1 | 0 | 0 | 0 | 0 | 2 | 1 | 0 | 0 | .339 |
| Mar 20 | at Texas | *of | 4 | 1 | 1 | 1 | 0 | 0 | 0 | 0 | 0 | 0 | 0 | 0 | 0 | 1 | 0 | 2 | 0 | 0 | .333 |
| Mar 22 | at Alabama | *of | 3 | 1 | 1 | 1 | 0 | 0 | 0 | 1 | 0 | 0 | 0 | 0 | 0 | 0 | 0 | 5 | 0 | 0 | .333 |
| Mar 23 | at Alabama | *of | 3 | 0 | 0 | 0 | 0 | 0 | 0 | 0 | 0 | 0 | 0 | 0 | 0 | 0 | 0 | 2 | 0 | 0 | .318 |
| Mar 24 | at Alabama | *of | 5 | 0 | 0 | 0 | 0 | 0 | 0 | 0 | 0 | 0 | 0 | 0 | 0 | 0 | 4 | 4 | 0 | 0 | .296 |
| Mar 26 | at Missouri State | *of | 3 | 0 | 0 | 0 | 0 | 0 | 0 | 1 | 0 | 0 | 0 | 0 | 0 | 1 | 1 | 1 | 0 | 0 | .284 |
| Mar 29 | OLE MISS | *of | 3 | 0 | 1 | 0 | 0 | 0 | 0 | 0 | 0 | 0 | 0 | 1 | 0 | 0 | 1 | 6 | 0 | 1 | .286 |
| Mar 30 | OLE MISS | *of | 4 | 1 | 1 | 1 | 0 | 0 | 1 | 0 | 0 | 0 | 0 | 0 | 0 | 0 | 2 | 2 | 0 | 0 | .284 |
| Mar 31 | OLE MISS | *of | 4 | 1 | 2 | 0 | 0 | 0 | 0 | 0 | 0 | 0 | 0 | 0 | 0 | 0 | 0 | 3 | 0 | 0 | .294 |
| Apr 02 | LITTLE ROCK | *of | 2 | 1 | 1 | 0 | 0 | 0 | 0 | 1 | 1 | 0 | 0 | 1 | 0 | 0 | 0 | 1 | 0 | 1 | .299 |
| Apr 05 | at Auburn-1 | *of | 4 | 0 | 0 | 0 | 0 | 0 | 0 | 0 | 0 | 0 | 0 | 0 | 0 | 0 | 4 | 3 | 0 | 0 | .286 |
| Apr 05 | at Auburn-2 | *of | 7 | 2 | 2 | 1 | 0 | 0 | 0 | 0 | 0 | 0 | 1 | 0 | 0 | 0 | 2 | 1 | 1 | 0 | .286 |
| Apr 06 | at Auburn | *of | 3 | 2 | 2 | 0 | 0 | 0 | 0 | 1 | 0 | 0 | 0 | 0 | 0 | 0 | 0 | 0 | 0 | 0 | .297 |
| Apr 12 | at Vanderbilt | *of | 4 | 0 | 0 | 0 | 0 | 0 | 0 | 0 | 0 | 0 | 0 | 0 | 0 | 0 | 2 | 6 | 0 | 0 | .286 |
| Apr 13 | at Vanderbilt | *of | 1 | 0 | 0 | 0 | 0 | 0 | 0 | 0 | 0 | 0 | 0 | 0 | 0 | 0 | 1 | 0 | 0 | 0 | .283 |
| Apr 14 | at Vanderbilt | *of | 5 | 1 | 0 | 0 | 0 | 0 | 0 | 1 | 0 | 0 | 0 | 0 | 0 | 1 | 1 | 4 | 0 | 0 | .270 |
| Apr 16 | ARK.- PINE BLUFF | ph/of | 1 | 0 | 0 | 0 | 0 | 0 | 0 | 1 | 0 | 0 | 0 | 0 | 0 | 0 | 0 | 0 | 0 | 0 | .268 |
| Apr 18 | MISSISSIPPI ST. | *of | 3 | 1 | 2 | 0 | 0 | 0 | 0 | 0 | 0 | 1 | 0 | 0 | 0 | 0 | 1 | 0 | 0 | 0 | .278 |
| Apr 19 | MISSISSIPPI ST. | *of | 4 | 1 | 2 | 0 | 0 | 0 | 0 | 1 | 0 | 0 | 0 | 0 | 0 | 0 | 1 | 0 | 0 | 0 | .286 |
| Apr 20 | MISSISSIPPI ST. | *of | 3 | 1 | 0 | 0 | 0 | 0 | 0 | 1 | 0 | 0 | 0 | 0 | 0 | 0 | 2 | 4 | 0 | 0 | .279 |
| Apr 23 | NORTHWESTERN ST. | of/of | 0 | 1 | 0 | 0 | 0 | 0 | 0 | 2 | 0 | 0 | 0 | 0 | 0 | 0 | 0 | 0 | 0 | 0 | .279 |
| Apr 24 | NORTHWESTERN ST. | *of | 4 | 0 | 0 | 0 | 0 | 0 | 0 | 0 | 0 | 0 | 0 | 0 | 0 | 0 | 3 | 1 | 0 | 0 | .270 |
| Apr 26 | TENNESSEE | *of | 4 | 0 | 1 | 0 | 0 | 0 | 0 | 0 | 0 | 0 | 0 | 0 | 0 | 0 | 1 | 1 | 0 | 2 | .269 |
| Apr 27 | TENNESSEE | *of | 4 | 3 | 4 | 1 | 1 | 0 | 0 | 1 | 0 | 0 | 0 | 0 | 0 | 0 | 0 | 0 | 0 | 0 | .291 |
| Apr 28 | TENNESSEE | *of | 3 | 1 | 2 | 1 | 1 | 0 | 1 | 0 | 0 | 0 | 0 | 1 | 0 | 0 | 1 | 0 | 0 | 0 | .299 |
| Apr 30 | GRAMBLING ST. | pr/of | 1 | 1 | 0 | 0 | 0 | 0 | 0 | 0 | 0 | 0 | 0 | 0 | 0 | 0 | 1 | 0 | 0 | 0 | .297 |
| May 03 | at Kentucky | *of | 4 | 0 | 3 | 0 | 0 | 0 | 0 | 0 | 0 | 0 | 0 | 0 | 0 | 0 | 1 | 1 | 0 | 0 | .310 |
| May 05 | at Kentucky-1 | *of | 3 | 2 | 1 | 3 | 0 | 0 | 1 | 1 | 0 | 0 | 0 | 0 | 0 | 0 | 0 | 0 | 0 | 0 | .310 |
| May 05 | at Kentucky-2 | *of | 2 | 1 | 0 | 0 | 0 | 0 | 0 | 1 | 1 | 0 | 0 | 0 | 0 | 0 | 1 | 0 | 0 | 0 | .306 |
| May 09 | LSU | *of | 5 | 0 | 1 | 0 | 0 | 0 | 0 | 0 | 0 | 0 | 0 | 0 | 0 | 0 | 2 | 2 | 0 | 0 | .303 |
| May 10 | LSU | *of | 3 | 1 | 1 | 1 | 1 | 0 | 0 | 1 | 0 | 0 | 0 | 1 | 0 | 0 | 2 | 2 | 0 | 0 | .303 |
| May 11 | LSU | *of | 4 | 0 | 0 | 0 | 0 | 0 | 0 | 0 | 0 | 0 | 0 | 0 | 0 | 0 | 1 | 0 | 0 | 0 | .296 |
| May 16 | at Texas A&M | *of | 4 | 1 | 1 | 0 | 1 | 0 | 0 | 0 | 0 | 0 | 0 | 0 | 0 | 0 | 2 | 1 | 0 | 0 | .294 |
| May 17 | at Texas A&M | *of | 4 | 0 | 0 | 0 | 0 | 0 | 0 | 0 | 0 | 0 | 0 | 0 | 0 | 0 | 3 | 2 | 1 | 0 | .287 |
| May 18 | at Texas A&M | *of | 4 | 0 | 0 | 0 | 0 | 0 | 0 | 0 | 0 | 0 | 0 | 0 | 0 | 0 | 2 | 1 | 0 | 0 | .281 |
| May 22 | vs Ole Miss | *of | 4 | 0 | 0 | 0 | 0 | 0 | 0 | 0 | 0 | 0 | 0 | 0 | 0 | 1 | 2 | 2 | 0 | 0 | .274 |
| May 23 | vs Georgia | *of | 2 | 0 | 1 | 0 | 0 | 0 | 0 | 1 | 0 | 0 | 0 | 0 | 0 | 1 | 0 | 1 | 0 | 0 | .277 |
| Totals | | 50gs | 177 | 36 | 49 | 33 | 7 | 1 | 6 | 22 | 8 | 2 | 2 | 5 | 1 | 8 | 57 | 81 | 3 | 5 | .277 |

On base pct. .361 • Slugging pct. .429

2019 Arkansas Baseball
Individual Game-by-Game for Arkansas (as of May 30, 2019)

#15 Casey Martin - 58 games (All games)

| Date | Opponent | Pos | AB | R | H | RBI | 2B | 3B | HR | BB | SB | CS | HBP | SAC | SF | GDP | K | PO | A | E | Avg |
|--------|--------------------|------|-----|----|----|-----|----|----|----|----|----|----|-----|-----|----|-----|----|----|-----|----|------|
| Feb 16 | EASTERN ILLINOIS-1 | *ss | 6 | 2 | 3 | 0 | 1 | 0 | 0 | 0 | 1 | 1 | 0 | 0 | 0 | 0 | 0 | 0 | 2 | 0 | .500 |
| Feb 16 | EASTERN ILLINOIS-2 | *ss | 5 | 2 | 2 | 1 | 0 | 0 | 0 | 0 | 0 | 0 | 0 | 0 | 0 | 0 | 1 | 2 | 3 | 2 | .455 |
| Feb 17 | EASTERN ILLINOIS | *ss | 3 | 0 | 1 | 1 | 1 | 0 | 0 | 1 | 0 | 0 | 0 | 1 | 0 | 0 | 0 | 5 | 1 | 1 | .429 |
| Feb 21 | at USC | *ss | 5 | 0 | 1 | 3 | 1 | 0 | 0 | 0 | 0 | 0 | 0 | 0 | 0 | 0 | 1 | 1 | 1 | 1 | .368 |
| Feb 22 | at USC | *ss | 4 | 1 | 2 | 2 | 0 | 0 | 1 | 1 | 1 | 0 | 0 | 0 | 0 | 0 | 1 | 3 | 4 | 0 | .391 |
| Feb 23 | at USC | *ss | 5 | 0 | 1 | 0 | 1 | 0 | 0 | 0 | 1 | 0 | 0 | 0 | 0 | 0 | 1 | 1 | 0 | 1 | .357 |
| Feb 27 | MEMPHIS | *ss | 3 | 3 | 1 | 0 | 0 | 0 | 0 | 1 | 1 | 0 | 1 | 0 | 0 | 0 | 0 | 0 | 2 | 0 | .355 |
| Mar 01 | STONY BROOK-1 | *ss | 4 | 1 | 1 | 0 | 1 | 0 | 0 | 0 | 0 | 0 | 0 | 0 | 0 | 0 | 0 | 0 | 2 | 0 | .343 |
| Mar 01 | STONY BROOK-2 | *ss | 4 | 1 | 1 | 0 | 1 | 0 | 0 | 0 | 0 | 0 | 0 | 0 | 0 | 0 | 1 | 1 | 2 | 0 | .333 |
| Mar 02 | STONY BROOK | *ss | 4 | 2 | 0 | 1 | 0 | 0 | 0 | 2 | 0 | 0 | 0 | 0 | 0 | 0 | 1 | 2 | 5 | 0 | .302 |
| Mar 06 | CHARLOTTE | *ss | 4 | 0 | 0 | 0 | 0 | 0 | 0 | 1 | 0 | 0 | 0 | 0 | 0 | 0 | 2 | 0 | 2 | 0 | .277 |
| Mar 08 | LOUISIANA TECH | *ss | 5 | 0 | 0 | 0 | 0 | 0 | 0 | 0 | 0 | 0 | 0 | 0 | 0 | 0 | 3 | 1 | 2 | 0 | .250 |
| Mar 09 | LOUISIANA TECH | *ss | 5 | 2 | 2 | 3 | 1 | 0 | 1 | 0 | 0 | 0 | 0 | 0 | 0 | 0 | 0 | 0 | 2 | 0 | .263 |
| Mar 10 | LOUISIANA TECH | *ss | 3 | 2 | 1 | 3 | 0 | 0 | 1 | 2 | 0 | 0 | 0 | 0 | 0 | 0 | 2 | 1 | 1 | 0 | .267 |
| Mar 12 | WESTERN ILLINOIS | *ss | 4 | 2 | 2 | 1 | 1 | 0 | 1 | 1 | 0 | 0 | 0 | 0 | 0 | 0 | 1 | 1 | 2 | 0 | .281 |
| Mar 13 | WESTERN ILLINOIS | *ss | 4 | 2 | 2 | 1 | 1 | 0 | 0 | 0 | 0 | 1 | 1 | 0 | 0 | 0 | 0 | 1 | 3 | 0 | .294 |
| Mar 15 | MISSOURI | *ss | 4 | 0 | 0 | 0 | 0 | 0 | 0 | 0 | 0 | 0 | 0 | 0 | 0 | 0 | 2 | 1 | 1 | 0 | .278 |
| Mar 16 | MISSOURI | *ss | 4 | 1 | 1 | 0 | 0 | 0 | 0 | 0 | 1 | 0 | 0 | 0 | 0 | 0 | 0 | 1 | 3 | 1 | .276 |
| Mar 17 | MISSOURI | *ss | 4 | 0 | 0 | 0 | 0 | 0 | 0 | 0 | 0 | 0 | 0 | 0 | 0 | 0 | 1 | 3 | 2 | 0 | .262 |
| Mar 19 | at Texas | *ss | 5 | 0 | 1 | 2 | 0 | 0 | 0 | 0 | 1 | 0 | 0 | 0 | 0 | 0 | 1 | 1 | 3 | 0 | .259 |
| Mar 20 | at Texas | *ss | 4 | 0 | 0 | 0 | 0 | 0 | 0 | 0 | 0 | 0 | 0 | 1 | 0 | 0 | 2 | 1 | 5 | 0 | .247 |
| Mar 22 | at Alabama | *ss | 4 | 1 | 0 | 0 | 0 | 0 | 0 | 0 | 0 | 0 | 1 | 0 | 0 | 0 | 3 | 1 | 2 | 0 | .237 |
| Mar 23 | at Alabama | *ss | 4 | 0 | 1 | 0 | 0 | 0 | 0 | 0 | 0 | 0 | 0 | 0 | 0 | 0 | 0 | 0 | 0 | 0 | .237 |
| Mar 24 | at Alabama | *ss | 6 | 2 | 2 | 1 | 0 | 0 | 1 | 0 | 1 | 0 | 0 | 0 | 0 | 0 | 2 | 4 | 3 | 2 | .243 |
| Mar 26 | at Missouri State | *ss | 4 | 0 | 1 | 0 | 0 | 0 | 0 | 0 | 0 | 0 | 0 | 1 | 0 | 0 | 1 | 3 | 1 | 0 | .243 |
| Mar 29 | OLE MISS | *ss | 5 | 1 | 1 | 1 | 0 | 0 | 0 | 0 | 0 | 0 | 0 | 0 | 0 | 0 | 1 | 1 | 1 | 0 | .241 |
| Mar 30 | OLE MISS | *ss | 3 | 0 | 3 | 0 | 2 | 0 | 0 | 1 | 0 | 0 | 0 | 0 | 0 | 0 | 0 | 1 | 2 | 0 | .261 |
| Mar 31 | OLE MISS | *ss | 5 | 1 | 2 | 2 | 0 | 0 | 1 | 0 | 0 | 0 | 0 | 0 | 0 | 0 | 3 | 5 | 2 | 0 | .267 |
| Apr 02 | LITTLE ROCK | *ss | 6 | 0 | 1 | 2 | 1 | 0 | 0 | 0 | 0 | 0 | 0 | 0 | 0 | 0 | 2 | 2 | 4 | 1 | .262 |
| Apr 05 | at Auburn-1 | *ss | 4 | 0 | 1 | 0 | 0 | 1 | 0 | 0 | 0 | 0 | 0 | 0 | 0 | 0 | 1 | 0 | 1 | 0 | .262 |
| Apr 05 | at Auburn-2 | *ss | 7 | 2 | 1 | 0 | 0 | 1 | 0 | 1 | 0 | 0 | 0 | 0 | 0 | 0 | 4 | 1 | 4 | 2 | .255 |
| Apr 06 | at Auburn | *ss | 3 | 1 | 0 | 0 | 0 | 0 | 0 | 2 | 1 | 0 | 0 | 0 | 0 | 0 | 1 | 1 | 3 | 0 | .250 |
| Apr 09 | ORAL ROBERTS | *ss | 5 | 3 | 4 | 1 | 2 | 0 | 0 | 1 | 0 | 0 | 0 | 0 | 0 | 0 | 1 | 2 | 3 | 2 | .269 |
| Apr 12 | at Vanderbilt | *ss | 4 | 0 | 2 | 0 | 0 | 0 | 0 | 0 | 0 | 0 | 0 | 0 | 0 | 0 | 2 | 2 | 1 | 0 | .275 |
| Apr 13 | at Vanderbilt | *ss | 4 | 0 | 0 | 0 | 0 | 0 | 0 | 0 | 0 | 0 | 0 | 0 | 0 | 0 | 2 | 1 | 2 | 1 | .268 |
| Apr 14 | at Vanderbilt | *ss | 6 | 2 | 3 | 0 | 1 | 0 | 0 | 0 | 0 | 0 | 0 | 0 | 0 | 0 | 2 | 2 | 3 | 0 | .277 |
| Apr 16 | ARK - PINE BLUFF | *ss | 5 | 2 | 3 | 4 | 0 | 0 | 1 | 0 | 0 | 0 | 0 | 0 | 0 | 0 | 0 | 1 | 2 | 1 | .287 |
| Apr 18 | MISSISSIPPI ST. | *ss | 4 | 1 | 1 | 2 | 1 | 0 | 0 | 0 | 0 | 0 | 0 | 0 | 0 | 0 | 1 | 1 | 3 | 0 | .286 |
| Apr 19 | MISSISSIPPI ST. | *ss | 3 | 3 | 2 | 4 | 0 | 0 | 1 | 3 | 0 | 0 | 0 | 0 | 0 | 0 | 0 | 0 | 3 | 1 | .292 |
| Apr 20 | MISSISSIPPI ST. | *ss | 5 | 1 | 2 | 0 | 1 | 0 | 0 | 0 | 0 | 0 | 0 | 0 | 0 | 0 | 3 | 1 | 2 | 1 | .295 |
| Apr 23 | NORTHWESTERN ST. | *ss | 4 | 2 | 1 | 2 | 0 | 1 | 0 | 2 | 0 | 0 | 0 | 0 | 0 | 0 | 0 | 1 | 2 | 0 | .294 |
| Apr 24 | NORTHWESTERN ST. | *ss | 4 | 1 | 2 | 0 | 1 | 0 | 0 | 1 | 0 | 0 | 0 | 0 | 0 | 0 | 0 | 1 | 4 | 0 | .299 |
| Apr 26 | TENNESSEE | *ss | 3 | 1 | 2 | 0 | 0 | 0 | 0 | 2 | 0 | 0 | 0 | 0 | 0 | 0 | 1 | 0 | 1 | 1 | .305 |
| Apr 27 | TENNESSEE | *ss | 5 | 2 | 2 | 5 | 0 | 0 | 1 | 0 | 0 | 0 | 0 | 0 | 0 | 0 | 0 | 1 | 3 | 0 | .307 |
| Apr 28 | TENNESSEE | *ss | 3 | 0 | 0 | 0 | 0 | 0 | 0 | 2 | 0 | 0 | 0 | 0 | 0 | 0 | 2 | 0 | 4 | 0 | .303 |
| Apr 30 | GRAMBLING ST. | *ss | 4 | 2 | 3 | 4 | 1 | 0 | 1 | 0 | 0 | 0 | 1 | 0 | 0 | 0 | 1 | 0 | 2 | 0 | .312 |
| May 03 | at Kentucky | *ss | 5 | 2 | 2 | 1 | 0 | 0 | 1 | 0 | 0 | 0 | 0 | 0 | 0 | 0 | 1 | 1 | 0 | 0 | .314 |
| May 05 | at Kentucky-1 | *ss | 5 | 0 | 0 | 0 | 0 | 0 | 0 | 0 | 0 | 0 | 0 | 0 | 0 | 0 | 1 | 2 | 0 | 0 | .306 |
| May 05 | at Kentucky-2 | *ss | 3 | 0 | 0 | 0 | 0 | 0 | 0 | 1 | 0 | 0 | 0 | 0 | 0 | 0 | 2 | 2 | 2 | 1 | .302 |
| May 09 | LSU | *ss | 5 | 3 | 4 | 1 | 0 | 0 | 1 | 0 | 0 | 0 | 0 | 0 | 0 | 0 | 1 | 1 | 3 | 0 | .313 |
| May 10 | LSU | *ss | 5 | 1 | 1 | 2 | 0 | 0 | 0 | 0 | 1 | 0 | 0 | 0 | 0 | 0 | 1 | 1 | 2 | 0 | .311 |
| May 11 | LSU | *ss | 3 | 0 | 1 | 0 | 0 | 0 | 0 | 1 | 0 | 0 | 0 | 0 | 0 | 0 | 0 | 1 | 1 | 0 | .311 |
| May 16 | at Texas A&M | *ss | 5 | 2 | 2 | 2 | 0 | 0 | 2 | 0 | 0 | 0 | 0 | 0 | 0 | 0 | 2 | 1 | 3 | 0 | .313 |
| May 17 | at Texas A&M | *ss | 4 | 0 | 0 | 0 | 0 | 0 | 0 | 1 | 0 | 0 | 0 | 0 | 0 | 0 | 2 | 1 | 2 | 0 | .308 |
| May 18 | at Texas A&M | *ss | 4 | 1 | 2 | 1 | 0 | 0 | 1 | 0 | 1 | 0 | 0 | 0 | 0 | 0 | 0 | 0 | 3 | 2 | .311 |
| May 22 | vs Ole Miss | *ss | 2 | 2 | 0 | 0 | 0 | 0 | 0 | 2 | 0 | 0 | 0 | 0 | 0 | 0 | 0 | 1 | 0 | 1 | .308 |
| May 23 | vs Georgia | *ss | 4 | 0 | 0 | 0 | 0 | 0 | 0 | 0 | 0 | 0 | 0 | 0 | 0 | 0 | 2 | 2 | 4 | 0 | .303 |
| May 24 | vs Ole Miss | *ss | 4 | 0 | 0 | 0 | 0 | 0 | 0 | 0 | 0 | 0 | 1 | 0 | 0 | 0 | 1 | 5 | 2 | 0 | .298 |
| Totals | | 58gs | 248 | 60 | 74 | 53 | 19 | 3 | 15 | 29 | 10 | 2 | 5 | 3 | 0 | 0 | 66 | 76 | 128 | 21 | .298 |

On base pct. .383 • Slugging pct. .581



|| INDIVIDUAL GAME-BY-GAME

2019 Arkansas Baseball Individual Game-by-Game for Arkansas (as of May 30, 2019)

#12 Casey Opitz - 50 games (All games)

| Date | Opponent | Pos | AB | R | H | RBI | 2B | 3B | HR | BB | SB | CS | HBP | SAC | SF | GDP | K | PO | A | E | Avg |
|--------|--------------------|-------|-----|----|----|-----|----|----|----|----|----|----|-----|-----|----|-----|----|-----|----|---|------|
| Feb 16 | EASTERN ILLINOIS-1 | *c | 4 | 2 | 2 | 3 | 1 | 0 | 0 | 0 | 0 | 0 | 0 | 0 | 1 | 1 | 0 | 8 | 0 | 0 | .500 |
| Feb 17 | EASTERN ILLINOIS | *c | 3 | 1 | 1 | 0 | 0 | 0 | 0 | 1 | 0 | 0 | 0 | 0 | 0 | 1 | 0 | 8 | 0 | 0 | .429 |
| Feb 21 | at USC | *c | 1 | 0 | 1 | 1 | 0 | 0 | 0 | 2 | 1 | 0 | 0 | 0 | 1 | 0 | 0 | 14 | 0 | 0 | .500 |
| Feb 22 | at USC | *c | 4 | 0 | 1 | 0 | 0 | 0 | 0 | 1 | 0 | 0 | 0 | 0 | 0 | 0 | 1 | 6 | 2 | 0 | .417 |
| Feb 23 | at USC | pr/c | 1 | 2 | 1 | 0 | 1 | 0 | 0 | 1 | 1 | 0 | 0 | 0 | 0 | 0 | 0 | 3 | 0 | 0 | .462 |
| Feb 27 | MEMPHIS | ph/c | 2 | 1 | 0 | 0 | 0 | 0 | 0 | 1 | 0 | 0 | 0 | 0 | 0 | 0 | 1 | 7 | 0 | 0 | .400 |
| Mar 01 | STONY BROOK-1 | *c | 3 | 0 | 0 | 1 | 0 | 0 | 0 | 0 | 1 | 0 | 0 | 0 | 0 | 0 | 0 | 18 | 1 | 0 | .333 |
| Mar 02 | STONY BROOK | *c | 4 | 0 | 1 | 1 | 0 | 0 | 0 | 0 | 0 | 0 | 0 | 0 | 0 | 0 | 0 | 6 | 0 | 0 | .318 |
| Mar 06 | CHARLOTTE | *c/3b | 2 | 1 | 0 | 0 | 0 | 0 | 0 | 3 | 0 | 0 | 0 | 0 | 0 | 0 | 0 | 9 | 2 | 0 | .292 |
| Mar 08 | LOUISIANA TECH | *c | 3 | 1 | 1 | 2 | 0 | 0 | 0 | 1 | 0 | 0 | 0 | 0 | 0 | 0 | 1 | 13 | 1 | 0 | .296 |
| Mar 09 | LOUISIANA TECH | ph/3b | 0 | 0 | 0 | 0 | 0 | 0 | 0 | 2 | 0 | 0 | 0 | 0 | 0 | 0 | 0 | 0 | 1 | 0 | .296 |
| Mar 10 | LOUISIANA TECH | *c | 4 | 2 | 1 | 1 | 0 | 0 | 0 | 1 | 1 | 0 | 0 | 0 | 0 | 1 | 2 | 15 | 1 | 0 | .290 |
| Mar 12 | WESTERN ILLINOIS | *c | 2 | 1 | 0 | 1 | 0 | 0 | 0 | 1 | 1 | 0 | 1 | 0 | 0 | 0 | 1 | 14 | 1 | 1 | .273 |
| Mar 15 | MISSOURI | *c | 2 | 0 | 0 | 0 | 0 | 0 | 0 | 2 | 0 | 0 | 0 | 0 | 0 | 0 | 1 | 14 | 2 | 0 | .257 |
| Mar 16 | MISSOURI | *c | 2 | 1 | 0 | 0 | 0 | 0 | 0 | 1 | 0 | 0 | 1 | 0 | 0 | 2 | 0 | 6 | 0 | 0 | .243 |
| Mar 17 | MISSOURI | *c | 4 | 0 | 1 | 1 | 0 | 0 | 0 | 0 | 0 | 0 | 0 | 0 | 0 | 0 | 1 | 11 | 1 | 0 | .244 |
| Mar 19 | at Texas | *c | 4 | 1 | 1 | 0 | 0 | 0 | 0 | 1 | 0 | 0 | 0 | 0 | 0 | 0 | 0 | 9 | 0 | 0 | .244 |
| Mar 22 | at Alabama | *c | 4 | 0 | 0 | 0 | 0 | 0 | 0 | 0 | 0 | 0 | 0 | 0 | 0 | 0 | 2 | 7 | 1 | 0 | .224 |
| Mar 23 | at Alabama | *c | 2 | 0 | 0 | 0 | 0 | 0 | 0 | 1 | 0 | 0 | 0 | 0 | 0 | 0 | 1 | 1 | 1 | 0 | .216 |
| Mar 24 | at Alabama | *c | 3 | 1 | 1 | 1 | 0 | 0 | 0 | 1 | 0 | 0 | 0 | 1 | 0 | 1 | 0 | 8 | 2 | 0 | .222 |
| Mar 26 | at Missouri State | c | 1 | 0 | 0 | 0 | 0 | 0 | 0 | 0 | 0 | 0 | 0 | 0 | 0 | 0 | 1 | 4 | 0 | 0 | .218 |
| Mar 29 | OLE MISS | *c | 4 | 0 | 1 | 0 | 0 | 0 | 0 | 0 | 0 | 0 | 0 | 0 | 0 | 0 | 0 | 8 | 0 | 0 | .220 |
| Mar 30 | OLE MISS | *c | 2 | 0 | 0 | 0 | 0 | 0 | 0 | 2 | 0 | 0 | 0 | 0 | 0 | 0 | 1 | 5 | 1 | 0 | .213 |
| Mar 31 | OLE MISS | *c | 4 | 0 | 0 | 0 | 0 | 0 | 0 | 0 | 0 | 0 | 0 | 0 | 0 | 0 | 1 | 6 | 2 | 1 | .200 |
| Apr 02 | LITTLE ROCK | c | 0 | 0 | 0 | 0 | 0 | 0 | 0 | 0 | 0 | 0 | 0 | 0 | 0 | 0 | 0 | 0 | 0 | 0 | .200 |
| Apr 05 | at Auburn-1 | *c | 4 | 0 | 1 | 0 | 0 | 0 | 0 | 0 | 0 | 0 | 0 | 0 | 0 | 0 | 2 | 5 | 1 | 0 | .203 |
| Apr 05 | at Auburn-2 | c | 5 | 0 | 1 | 0 | 0 | 0 | 0 | 0 | 0 | 0 | 0 | 0 | 0 | 0 | 1 | 11 | 1 | 0 | .203 |
| Apr 06 | at Auburn | *c | 3 | 2 | 1 | 0 | 0 | 0 | 0 | 1 | 0 | 0 | 0 | 0 | 0 | 0 | 0 | 10 | 1 | 0 | .208 |
| Apr 09 | ORAL ROBERTS | pr/c | 2 | 1 | 0 | 0 | 0 | 0 | 0 | 1 | 0 | 0 | 0 | 0 | 0 | 0 | 1 | 4 | 0 | 0 | .203 |
| Apr 12 | at Vanderbilt | *c | 4 | 0 | 1 | 1 | 0 | 0 | 0 | 0 | 0 | 0 | 0 | 0 | 0 | 1 | 2 | 9 | 0 | 0 | .205 |
| Apr 13 | at Vanderbilt | *c | 1 | 0 | 0 | 0 | 0 | 0 | 0 | 0 | 0 | 0 | 0 | 0 | 0 | 0 | 1 | 2 | 1 | 0 | .202 |
| Apr 14 | at Vanderbilt | *c | 5 | 2 | 4 | 3 | 0 | 0 | 1 | 1 | 0 | 0 | 0 | 0 | 0 | 0 | 0 | 9 | 0 | 0 | .236 |
| Apr 18 | MISSISSIPPI ST. | *c | 2 | 1 | 0 | 0 | 0 | 0 | 0 | 1 | 0 | 0 | 0 | 0 | 0 | 0 | 1 | 13 | 0 | 0 | .231 |
| Apr 19 | MISSISSIPPI ST. | *c | 5 | 0 | 3 | 3 | 0 | 0 | 0 | 0 | 0 | 0 | 0 | 0 | 0 | 0 | 1 | 10 | 1 | 0 | .250 |
| Apr 20 | MISSISSIPPI ST. | *c | 4 | 1 | 1 | 1 | 0 | 0 | 0 | 0 | 0 | 0 | 0 | 0 | 0 | 0 | 0 | 4 | 3 | 0 | .250 |
| Apr 24 | NORTHWESTERN ST. | c | 2 | 0 | 0 | 0 | 0 | 0 | 0 | 0 | 0 | 0 | 0 | 0 | 0 | 0 | 1 | 6 | 1 | 0 | .245 |
| Apr 26 | TENNESSEE | *c | 5 | 0 | 1 | 1 | 0 | 0 | 0 | 0 | 0 | 0 | 0 | 0 | 0 | 0 | 3 | 10 | 2 | 0 | .243 |
| Apr 27 | TENNESSEE | *c | 4 | 0 | 0 | 0 | 0 | 0 | 0 | 0 | 0 | 0 | 0 | 0 | 0 | 0 | 1 | 7 | 2 | 0 | .234 |
| Apr 28 | TENNESSEE | *c | 5 | 0 | 1 | 1 | 1 | 0 | 0 | 0 | 0 | 0 | 0 | 0 | 0 | 0 | 1 | 11 | 3 | 0 | .233 |
| May 03 | at Kentucky | *c | 4 | 0 | 3 | 0 | 0 | 0 | 0 | 0 | 0 | 0 | 0 | 0 | 0 | 0 | 0 | 11 | 1 | 0 | .250 |
| May 05 | at Kentucky-1 | *c | 4 | 1 | 1 | 1 | 0 | 0 | 0 | 0 | 0 | 0 | 0 | 0 | 0 | 0 | 1 | 12 | 2 | 0 | .250 |
| May 05 | at Kentucky-2 | *c | 2 | 1 | 0 | 0 | 0 | 0 | 0 | 1 | 0 | 0 | 0 | 0 | 0 | 0 | 1 | 8 | 2 | 0 | .246 |
| May 09 | LSU | *c | 2 | 1 | 1 | 2 | 0 | 0 | 1 | 2 | 0 | 0 | 0 | 0 | 0 | 0 | 0 | 5 | 2 | 0 | .250 |
| May 10 | LSU | *c | 3 | 3 | 2 | 0 | 0 | 0 | 0 | 2 | 0 | 0 | 0 | 0 | 0 | 0 | 1 | 10 | 0 | 0 | .260 |
| May 11 | LSU | *c | 3 | 0 | 0 | 0 | 0 | 0 | 0 | 1 | 0 | 0 | 0 | 0 | 0 | 1 | 1 | 8 | 0 | 0 | .254 |
| May 16 | at Texas A&M | *c | 4 | 1 | 1 | 0 | 0 | 0 | 0 | 0 | 0 | 0 | 0 | 0 | 0 | 0 | 2 | 7 | 1 | 1 | .254 |
| May 17 | at Texas A&M | *c | 3 | 0 | 1 | 0 | 0 | 0 | 0 | 1 | 0 | 0 | 0 | 0 | 0 | 0 | 2 | 9 | 1 | 0 | .255 |
| May 18 | at Texas A&M | *c | 3 | 0 | 1 | 0 | 0 | 0 | 0 | 0 | 0 | 0 | 0 | 0 | 0 | 0 | 0 | 6 | 0 | 1 | .257 |
| May 22 | vs Ole Miss | *c | 4 | 0 | 0 | 0 | 0 | 0 | 0 | 0 | 0 | 0 | 0 | 0 | 0 | 0 | 1 | 10 | 2 | 0 | .250 |
| May 23 | vs Georgia | *c | 2 | 0 | 0 | 0 | 0 | 0 | 0 | 1 | 0 | 0 | 0 | 0 | 0 | 0 | 1 | 6 | 1 | 0 | .247 |
| Totals | | 42gs | 150 | 28 | 37 | 25 | 3 | 0 | 2 | 34 | 5 | 0 | 2 | 1 | 2 | 8 | 39 | 403 | 47 | 4 | .247 |

On base pct. .388 • Slugging pct. .307

2019 Arkansas Baseball
Individual Game-by-Game for Arkansas (as of May 30, 2019)

#24 Dominic Fletcher - 58 games (All games)

| Date | Opponent | Pos | AB | R | H | RBI | 2B | 3B | HR | BB | SB | CS | HBP | SAC | SF | GDP | K | PO | A | E | Avg |
|--------|--------------------|------|-----|----|----|-----|----|----|----|----|----|----|-----|-----|----|-----|----|-----|---|---|------|
| Feb 16 | EASTERN ILLINOIS-1 | *of | 3 | 1 | 1 | 1 | 0 | 0 | 0 | 2 | 0 | 0 | 0 | 0 | 0 | 0 | 0 | 1 | 0 | 0 | .333 |
| Feb 16 | EASTERN ILLINOIS-2 | *of | 4 | 2 | 2 | 2 | 1 | 0 | 0 | 0 | 0 | 0 | 0 | 0 | 1 | 0 | 2 | 2 | 0 | 0 | .429 |
| Feb 17 | EASTERN ILLINOIS | *of | 4 | 0 | 0 | 0 | 0 | 0 | 0 | 0 | 0 | 0 | 0 | 0 | 0 | 0 | 1 | 1 | 0 | 0 | .273 |
| Feb 21 | at USC | *of | 5 | 1 | 1 | 0 | 1 | 0 | 0 | 0 | 0 | 0 | 0 | 0 | 0 | 0 | 1 | 3 | 0 | 0 | .250 |
| Feb 22 | at USC | *of | 4 | 1 | 1 | 1 | 1 | 0 | 0 | 1 | 0 | 0 | 0 | 0 | 0 | 0 | 1 | 2 | 0 | 0 | .250 |
| Feb 23 | at USC | *of | 4 | 1 | 1 | 1 | 0 | 0 | 1 | 1 | 0 | 0 | 0 | 0 | 0 | 0 | 2 | 6 | 0 | 0 | .250 |
| Feb 27 | MEMPHIS | *of | 5 | 0 | 1 | 1 | 0 | 0 | 0 | 0 | 0 | 0 | 0 | 0 | 0 | 0 | 2 | 1 | 0 | 0 | .241 |
| Mar 01 | STONY BROOK-1 | *of | 2 | 1 | 1 | 0 | 1 | 0 | 0 | 1 | 0 | 1 | 0 | 0 | 0 | 0 | 0 | 1 | 0 | 0 | .258 |
| Mar 01 | STONY BROOK-2 | *of | 3 | 1 | 0 | 1 | 0 | 0 | 0 | 0 | 1 | 0 | 0 | 0 | 1 | 0 | 0 | 1 | 0 | 0 | .235 |
| Mar 02 | STONY BROOK | *of | 5 | 1 | 2 | 0 | 1 | 0 | 0 | 0 | 0 | 0 | 0 | 0 | 0 | 0 | 0 | 3 | 0 | 0 | .256 |
| Mar 06 | CHARLOTTE | *of | 3 | 2 | 1 | 2 | 0 | 0 | 1 | 1 | 0 | 0 | 0 | 0 | 0 | 0 | 0 | 0 | 0 | 0 | .262 |
| Mar 08 | LOUISIANA TECH | *of | 2 | 1 | 0 | 0 | 0 | 0 | 0 | 1 | 0 | 0 | 1 | 0 | 0 | 0 | 0 | 4 | 0 | 0 | .250 |
| Mar 09 | LOUISIANA TECH | *of | 4 | 1 | 3 | 0 | 1 | 0 | 0 | 1 | 0 | 0 | 0 | 0 | 0 | 0 | 0 | 4 | 0 | 0 | .292 |
| Mar 10 | LOUISIANA TECH | *of | 3 | 1 | 1 | 0 | 0 | 0 | 0 | 1 | 0 | 0 | 0 | 0 | 0 | 0 | 0 | 1 | 0 | 0 | .294 |
| Mar 12 | WESTERN ILLINOIS | *of | 3 | 0 | 0 | 0 | 0 | 0 | 0 | 2 | 0 | 0 | 0 | 0 | 0 | 0 | 1 | 2 | 0 | 0 | .278 |
| Mar 13 | WESTERN ILLINOIS | *of | 2 | 1 | 2 | 3 | 1 | 0 | 0 | 2 | 0 | 0 | 0 | 0 | 1 | 0 | 0 | 1 | 0 | 0 | .304 |
| Mar 15 | MISSOURI | *of | 4 | 0 | 1 | 0 | 1 | 0 | 0 | 0 | 0 | 0 | 0 | 0 | 0 | 0 | 1 | 2 | 0 | 0 | .300 |
| Mar 16 | MISSOURI | *of | 3 | 0 | 0 | 0 | 0 | 0 | 0 | 1 | 0 | 0 | 0 | 0 | 0 | 0 | 2 | 6 | 0 | 0 | .286 |
| Mar 17 | MISSOURI | *of | 3 | 0 | 0 | 0 | 0 | 0 | 0 | 0 | 0 | 0 | 0 | 0 | 0 | 0 | 1 | 1 | 0 | 0 | .273 |
| Mar 19 | at Texas | *of | 4 | 2 | 2 | 0 | 2 | 0 | 0 | 1 | 0 | 0 | 0 | 0 | 0 | 0 | 1 | 4 | 0 | 0 | .286 |
| Mar 20 | at Texas | *of | 5 | 0 | 1 | 1 | 1 | 0 | 0 | 0 | 0 | 0 | 0 | 0 | 0 | 0 | 1 | 1 | 0 | 0 | .280 |
| Mar 22 | at Alabama | *of | 5 | 1 | 2 | 2 | 0 | 0 | 1 | 0 | 0 | 0 | 0 | 0 | 0 | 0 | 1 | 3 | 0 | 0 | .287 |
| Mar 23 | at Alabama | *of | 4 | 0 | 1 | 0 | 0 | 0 | 0 | 0 | 0 | 0 | 0 | 0 | 0 | 0 | 0 | 6 | 0 | 0 | .286 |
| Mar 24 | at Alabama | *of | 5 | 2 | 3 | 3 | 0 | 0 | 1 | 0 | 0 | 0 | 0 | 0 | 0 | 0 | 0 | 3 | 0 | 0 | .303 |
| Mar 26 | at Missouri State | *of | 4 | 2 | 2 | 1 | 0 | 0 | 0 | 1 | 0 | 0 | 0 | 0 | 0 | 0 | 0 | 3 | 0 | 0 | .312 |
| Mar 29 | OLE MISS | *of | 4 | 2 | 3 | 1 | 2 | 0 | 0 | 0 | 0 | 0 | 0 | 0 | 0 | 0 | 0 | 0 | 0 | 0 | .330 |
| Mar 30 | OLE MISS | *of | 4 | 0 | 0 | 0 | 0 | 0 | 0 | 0 | 0 | 0 | 0 | 0 | 0 | 0 | 1 | 6 | 0 | 0 | .317 |
| Mar 31 | OLE MISS | *of | 4 | 0 | 2 | 2 | 1 | 0 | 0 | 0 | 0 | 0 | 0 | 0 | 0 | 0 | 0 | 5 | 0 | 0 | .324 |
| Apr 02 | LITTLE ROCK | *of | 5 | 1 | 1 | 0 | 0 | 0 | 0 | 0 | 0 | 0 | 0 | 0 | 0 | 0 | 1 | 4 | 0 | 0 | .318 |
| Apr 05 | at Auburn-1 | *of | 4 | 1 | 1 | 0 | 0 | 0 | 0 | 0 | 0 | 0 | 0 | 0 | 0 | 0 | 1 | 4 | 0 | 0 | .316 |
| Apr 05 | at Auburn-2 | *of | 6 | 2 | 4 | 1 | 1 | 0 | 0 | 2 | 0 | 0 | 0 | 0 | 0 | 0 | 2 | 7 | 0 | 0 | .333 |
| Apr 06 | at Auburn | *of | 5 | 1 | 1 | 1 | 1 | 0 | 0 | 0 | 0 | 0 | 0 | 0 | 0 | 0 | 0 | 3 | 0 | 0 | .328 |
| Apr 09 | ORAL ROBERTS | *of | 6 | 2 | 1 | 0 | 1 | 0 | 0 | 0 | 0 | 0 | 0 | 0 | 0 | 0 | 1 | 1 | 0 | 0 | .321 |
| Apr 12 | at Vanderbilt | *of | 3 | 1 | 0 | 0 | 0 | 0 | 0 | 0 | 0 | 0 | 1 | 0 | 0 | 0 | 1 | 2 | 0 | 0 | .313 |
| Apr 13 | at Vanderbilt | *of | 4 | 0 | 0 | 0 | 0 | 0 | 0 | 0 | 0 | 0 | 0 | 0 | 0 | 0 | 0 | 2 | 0 | 0 | .304 |
| Apr 14 | at Vanderbilt | *of | 6 | 1 | 2 | 2 | 0 | 0 | 0 | 0 | 0 | 0 | 0 | 0 | 0 | 0 | 1 | 1 | 0 | 1 | .306 |
| Apr 16 | ARK - PINE BLUFF | *of | 3 | 2 | 3 | 5 | 0 | 0 | 1 | 0 | 0 | 0 | 0 | 0 | 0 | 0 | 0 | 0 | 0 | 0 | .320 |
| Apr 18 | MISSISSIPPI ST. | *of | 4 | 1 | 3 | 2 | 0 | 0 | 1 | 0 | 0 | 0 | 0 | 0 | 0 | 0 | 0 | 1 | 0 | 0 | .331 |
| Apr 19 | MISSISSIPPI ST. | *of | 5 | 1 | 2 | 0 | 0 | 0 | 0 | 1 | 0 | 0 | 0 | 0 | 0 | 1 | 0 | 6 | 0 | 0 | .333 |
| Apr 20 | MISSISSIPPI ST. | *of | 4 | 0 | 0 | 0 | 0 | 0 | 0 | 0 | 0 | 0 | 0 | 0 | 0 | 0 | 0 | 2 | 0 | 0 | .325 |
| Apr 23 | NORTHWESTERN ST. | *of | 5 | 1 | 2 | 2 | 0 | 0 | 1 | 0 | 0 | 0 | 0 | 0 | 0 | 0 | 1 | 3 | 0 | 0 | .327 |
| Apr 24 | NORTHWESTERN ST. | *of | 5 | 2 | 2 | 4 | 0 | 0 | 1 | 0 | 0 | 0 | 0 | 0 | 0 | 0 | 2 | 0 | 0 | 0 | .329 |
| Apr 26 | TENNESSEE | *of | 5 | 2 | 2 | 1 | 0 | 0 | 0 | 0 | 0 | 0 | 0 | 0 | 0 | 0 | 2 | 3 | 0 | 0 | .331 |
| Apr 27 | TENNESSEE | *of | 5 | 0 | 2 | 1 | 1 | 0 | 0 | 0 | 0 | 0 | 0 | 0 | 0 | 0 | 1 | 3 | 0 | 0 | .333 |
| Apr 28 | TENNESSEE | *of | 5 | 0 | 0 | 0 | 0 | 0 | 0 | 0 | 0 | 0 | 0 | 0 | 0 | 1 | 3 | 2 | 0 | 0 | .324 |
| Apr 30 | GRAMBLING ST. | *of | 4 | 0 | 2 | 0 | 1 | 0 | 0 | 1 | 0 | 0 | 0 | 0 | 0 | 0 | 1 | 1 | 0 | 0 | .328 |
| May 03 | at Kentucky | *of | 5 | 1 | 1 | 2 | 0 | 0 | 0 | 0 | 0 | 0 | 0 | 0 | 0 | 0 | 3 | 3 | 0 | 0 | .325 |
| May 05 | at Kentucky-1 | *of | 4 | 1 | 1 | 2 | 0 | 0 | 1 | 0 | 0 | 0 | 0 | 0 | 0 | 0 | 1 | 1 | 0 | 0 | .323 |
| May 05 | at Kentucky-2 | *of | 4 | 0 | 0 | 0 | 0 | 0 | 0 | 0 | 0 | 0 | 0 | 0 | 0 | 1 | 2 | 1 | 0 | 0 | .317 |
| May 09 | LSU | *of | 4 | 2 | 3 | 3 | 1 | 0 | 1 | 1 | 0 | 0 | 0 | 0 | 0 | 0 | 1 | 2 | 0 | 0 | .325 |
| May 10 | LSU | *of | 4 | 1 | 2 | 3 | 1 | 0 | 0 | 0 | 0 | 0 | 1 | 0 | 0 | 0 | 2 | 2 | 0 | 0 | .329 |
| May 11 | LSU | *of | 4 | 0 | 2 | 1 | 1 | 0 | 0 | 0 | 0 | 0 | 0 | 0 | 0 | 0 | 0 | 3 | 0 | 0 | .332 |
| May 16 | at Texas A&M | *of | 4 | 0 | 0 | 0 | 0 | 0 | 0 | 0 | 0 | 0 | 0 | 0 | 0 | 0 | 2 | 3 | 0 | 0 | .326 |
| May 17 | at Texas A&M | *of | 3 | 0 | 1 | 0 | 0 | 0 | 0 | 1 | 0 | 0 | 0 | 0 | 0 | 0 | 0 | 2 | 0 | 0 | .326 |
| May 18 | at Texas A&M | *of | 4 | 0 | 0 | 0 | 0 | 0 | 0 | 0 | 0 | 0 | 0 | 0 | 0 | 0 | 2 | 2 | 0 | 0 | .320 |
| May 22 | vs Ole Miss | *of | 2 | 1 | 1 | 1 | 0 | 0 | 0 | 1 | 0 | 0 | 1 | 0 | 0 | 0 | 0 | 5 | 0 | 0 | .322 |
| May 23 | vs Georgia | *of | 3 | 0 | 0 | 0 | 0 | 0 | 0 | 1 | 0 | 0 | 0 | 0 | 0 | 0 | 1 | 3 | 0 | 0 | .317 |
| May 24 | vs Ole Miss | *of | 4 | 0 | 1 | 0 | 0 | 0 | 0 | 0 | 0 | 0 | 0 | 0 | 0 | 0 | 0 | 4 | 0 | 1 | .316 |
| Totals | | 58gs | 234 | 48 | 74 | 53 | 22 | 0 | 10 | 24 | 1 | 1 | 4 | 0 | 3 | 3 | 49 | 149 | 0 | 2 | .316 |

On base pct. .385 • Slugging pct. .538



|| INDIVIDUAL GAME-BY-GAME

2019 Arkansas Baseball Individual Game-by-Game for Arkansas (as of May 30, 2019)

#18 Heston Kjerstad - 57 games (All games)

| Date | Opponent | Pos | AB | R | H | RBI | 2B | 3B | HR | BB | SB | CS | HBP | SAC | SF | GDP | K | PO | A | E | Avg |
|--------|--------------------|--------|-----|----|----|-----|----|----|----|----|----|----|-----|-----|----|-----|----|----|---|---|------|
| Feb 16 | EASTERN ILLINOIS-1 | *of | 4 | 2 | 1 | 2 | 0 | 0 | 1 | 1 | 0 | 0 | 0 | 0 | 0 | 0 | 0 | 2 | 0 | 0 | .250 |
| Feb 16 | EASTERN ILLINOIS-2 | *of | 4 | 1 | 1 | 0 | 0 | 0 | 0 | 1 | 0 | 0 | 0 | 0 | 0 | 0 | 1 | 1 | 0 | 0 | .250 |
| Feb 17 | EASTERN ILLINOIS | *of | 5 | 0 | 1 | 1 | 0 | 0 | 0 | 0 | 0 | 0 | 0 | 0 | 0 | 0 | 1 | 2 | 0 | 0 | .231 |
| Feb 21 | at USC | *of | 5 | 0 | 2 | 0 | 0 | 0 | 0 | 0 | 0 | 0 | 0 | 0 | 0 | 0 | 1 | 1 | 0 | 0 | .278 |
| Feb 22 | at USC | *of/dh | 5 | 0 | 0 | 0 | 0 | 0 | 0 | 0 | 0 | 0 | 0 | 0 | 0 | 0 | 4 | 1 | 0 | 1 | .217 |
| Feb 23 | at USC | *of | 5 | 0 | 1 | 0 | 0 | 0 | 0 | 0 | 0 | 0 | 0 | 0 | 0 | 0 | 0 | 2 | 0 | 0 | .214 |
| Feb 27 | MEMPHIS | *of | 4 | 0 | 1 | 2 | 0 | 0 | 0 | 1 | 0 | 0 | 0 | 0 | 0 | 0 | 1 | 2 | 0 | 0 | .219 |
| Mar 01 | STONY BROOK-1 | *of | 4 | 0 | 1 | 0 | 0 | 0 | 0 | 0 | 0 | 0 | 0 | 0 | 0 | 0 | 2 | 0 | 0 | 0 | .222 |
| Mar 01 | STONY BROOK-2 | *of | 4 | 1 | 3 | 1 | 1 | 0 | 0 | 0 | 0 | 0 | 0 | 0 | 0 | 0 | 0 | 2 | 0 | 0 | .275 |
| Mar 02 | STONY BROOK | *of | 6 | 1 | 2 | 1 | 1 | 0 | 0 | 0 | 0 | 0 | 0 | 0 | 0 | 0 | 2 | 2 | 1 | 0 | .283 |
| Mar 06 | CHARLOTTE | *of | 4 | 0 | 0 | 0 | 0 | 0 | 0 | 0 | 0 | 0 | 0 | 0 | 0 | 0 | 1 | 2 | 0 | 0 | .260 |
| Mar 08 | LOUISIANA TECH | *of | 2 | 1 | 0 | 0 | 0 | 0 | 0 | 1 | 0 | 0 | 1 | 0 | 0 | 0 | 1 | 0 | 0 | 0 | .250 |
| Mar 09 | LOUISIANA TECH | *of | 5 | 1 | 3 | 1 | 0 | 0 | 0 | 0 | 0 | 0 | 0 | 0 | 0 | 0 | 1 | 1 | 0 | 0 | .281 |
| Mar 10 | LOUISIANA TECH | *of | 5 | 1 | 3 | 1 | 1 | 0 | 0 | 0 | 1 | 0 | 0 | 0 | 0 | 0 | 0 | 3 | 0 | 0 | .306 |
| Mar 12 | WESTERN ILLINOIS | *of | 4 | 3 | 4 | 2 | 0 | 1 | 1 | 0 | 1 | 0 | 1 | 0 | 0 | 0 | 0 | 2 | 0 | 0 | .348 |
| Mar 13 | WESTERN ILLINOIS | *of | 2 | 2 | 1 | 0 | 0 | 0 | 0 | 1 | 0 | 0 | 2 | 0 | 0 | 0 | 0 | 1 | 0 | 0 | .353 |
| Mar 15 | MISSOURI | *of | 3 | 0 | 0 | 0 | 0 | 0 | 0 | 0 | 1 | 0 | 1 | 0 | 0 | 0 | 1 | 2 | 0 | 0 | .338 |
| Mar 16 | MISSOURI | *of | 3 | 0 | 0 | 0 | 0 | 0 | 0 | 0 | 0 | 0 | 1 | 0 | 0 | 0 | 3 | 1 | 0 | 0 | .324 |
| Mar 17 | MISSOURI | *of | 4 | 0 | 2 | 0 | 0 | 0 | 0 | 0 | 0 | 0 | 0 | 0 | 0 | 0 | 0 | 0 | 0 | 0 | .333 |
| Mar 19 | at Texas | *of | 5 | 1 | 1 | 1 | 0 | 0 | 1 | 0 | 0 | 0 | 0 | 0 | 0 | 0 | 1 | 2 | 0 | 0 | .325 |
| Mar 20 | at Texas | *of | 4 | 0 | 0 | 0 | 0 | 0 | 0 | 1 | 0 | 0 | 0 | 0 | 0 | 0 | 0 | 1 | 1 | 0 | .310 |
| Mar 22 | at Alabama | *of | 5 | 2 | 3 | 4 | 0 | 0 | 1 | 0 | 0 | 0 | 0 | 0 | 0 | 0 | 1 | 3 | 0 | 0 | .326 |
| Mar 23 | at Alabama | *of | 4 | 0 | 0 | 0 | 0 | 0 | 0 | 0 | 0 | 0 | 0 | 0 | 0 | 0 | 2 | 3 | 0 | 0 | .312 |
| Mar 24 | at Alabama | *of | 4 | 3 | 3 | 0 | 1 | 0 | 0 | 0 | 0 | 0 | 1 | 0 | 0 | 0 | 1 | 0 | 0 | 0 | .330 |
| Mar 26 | at Missouri State | *of | 4 | 2 | 1 | 1 | 0 | 0 | 1 | 1 | 0 | 0 | 0 | 0 | 0 | 0 | 0 | 2 | 0 | 0 | .327 |
| Mar 29 | OLE MISS | *of | 4 | 0 | 0 | 0 | 0 | 0 | 0 | 0 | 0 | 0 | 0 | 0 | 0 | 0 | 1 | 2 | 0 | 0 | .315 |
| Mar 30 | OLE MISS | *of | 3 | 0 | 0 | 0 | 0 | 0 | 0 | 0 | 0 | 0 | 1 | 0 | 0 | 1 | 0 | 2 | 0 | 0 | .306 |
| Mar 31 | OLE MISS | *of | 4 | 2 | 2 | 0 | 0 | 0 | 0 | 0 | 0 | 0 | 0 | 0 | 0 | 1 | 1 | 1 | 0 | 0 | .313 |
| Apr 02 | LITTLE ROCK | *of | 4 | 1 | 2 | 0 | 0 | 0 | 0 | 1 | 0 | 0 | 0 | 0 | 0 | 0 | 1 | 1 | 0 | 0 | .319 |
| Apr 05 | at Auburn-1 | *of | 4 | 1 | 1 | 2 | 0 | 0 | 1 | 0 | 0 | 0 | 0 | 0 | 0 | 0 | 2 | 2 | 0 | 0 | .317 |
| Apr 05 | at Auburn-2 | *of | 8 | 1 | 1 | 1 | 0 | 0 | 1 | 0 | 0 | 0 | 0 | 0 | 0 | 0 | 3 | 1 | 0 | 0 | .305 |
| Apr 06 | at Auburn | *of | 5 | 0 | 2 | 2 | 0 | 0 | 0 | 0 | 0 | 0 | 0 | 0 | 0 | 0 | 1 | 0 | 0 | 0 | .309 |
| Apr 09 | ORAL ROBERTS | *of | 5 | 2 | 2 | 5 | 0 | 0 | 2 | 1 | 0 | 0 | 0 | 0 | 0 | 0 | 0 | 1 | 4 | 0 | .312 |
| Apr 12 | at Vanderbilt | *of | 5 | 0 | 1 | 0 | 0 | 0 | 0 | 0 | 0 | 0 | 0 | 0 | 0 | 0 | 3 | 1 | 0 | 0 | .308 |
| Apr 13 | at Vanderbilt | *of | 4 | 0 | 1 | 1 | 0 | 0 | 0 | 0 | 0 | 0 | 0 | 0 | 0 | 0 | 0 | 2 | 0 | 0 | .307 |
| Apr 14 | at Vanderbilt | *of | 6 | 1 | 4 | 1 | 1 | 0 | 0 | 0 | 0 | 0 | 0 | 0 | 0 | 0 | 1 | 2 | 0 | 0 | .321 |
| Apr 16 | ARK - PINE BLUFF | *of | 3 | 2 | 1 | 2 | 1 | 0 | 0 | 0 | 0 | 0 | 0 | 0 | 0 | 0 | 1 | 0 | 0 | 0 | .321 |
| Apr 18 | MISSISSIPPI ST. | *of | 4 | 0 | 1 | 0 | 0 | 0 | 0 | 0 | 0 | 0 | 0 | 0 | 0 | 0 | 2 | 2 | 0 | 0 | .319 |
| Apr 19 | MISSISSIPPI ST. | *of | 4 | 1 | 1 | 1 | 0 | 0 | 0 | 1 | 0 | 0 | 0 | 0 | 0 | 0 | 2 | 0 | 0 | 0 | .317 |
| Apr 23 | NORTHWESTERN ST. | *of | 4 | 2 | 3 | 1 | 1 | 0 | 1 | 0 | 0 | 0 | 0 | 0 | 0 | 0 | 0 | 2 | 0 | 0 | .327 |
| Apr 24 | NORTHWESTERN ST. | *of | 5 | 1 | 2 | 0 | 1 | 0 | 0 | 0 | 0 | 0 | 0 | 0 | 0 | 0 | 1 | 1 | 0 | 0 | .330 |
| Apr 26 | TENNESSEE | *of | 3 | 2 | 0 | 0 | 0 | 0 | 0 | 2 | 0 | 0 | 0 | 0 | 0 | 0 | 1 | 6 | 0 | 0 | .324 |
| Apr 27 | TENNESSEE | *of | 5 | 3 | 3 | 5 | 1 | 0 | 2 | 0 | 0 | 0 | 0 | 0 | 0 | 0 | 1 | 3 | 0 | 0 | .332 |
| Apr 28 | TENNESSEE | *of | 3 | 0 | 1 | 1 | 0 | 0 | 0 | 0 | 0 | 0 | 2 | 0 | 0 | 0 | 2 | 1 | 0 | 0 | .332 |
| Apr 30 | GRAMBLING ST. | *of | 5 | 2 | 2 | 3 | 0 | 0 | 1 | 1 | 0 | 0 | 0 | 0 | 0 | 0 | 0 | 1 | 0 | 0 | .333 |
| May 03 | at Kentucky | *of | 4 | 0 | 1 | 0 | 1 | 0 | 0 | 1 | 0 | 0 | 0 | 0 | 0 | 0 | 0 | 3 | 0 | 0 | .332 |
| May 05 | at Kentucky-1 | *of | 3 | 1 | 1 | 0 | 0 | 0 | 0 | 1 | 0 | 0 | 0 | 0 | 0 | 0 | 1 | 0 | 0 | 1 | .332 |
| May 05 | at Kentucky-2 | *of | 3 | 0 | 0 | 0 | 0 | 0 | 0 | 0 | 0 | 0 | 0 | 0 | 0 | 0 | 1 | 0 | 0 | 0 | .327 |
| May 09 | LSU | *of | 3 | 1 | 1 | 0 | 0 | 0 | 0 | 1 | 0 | 0 | 1 | 0 | 0 | 1 | 1 | 2 | 0 | 0 | .327 |
| May 10 | LSU | *of | 4 | 1 | 2 | 2 | 0 | 0 | 1 | 1 | 1 | 0 | 0 | 0 | 0 | 0 | 1 | 1 | 0 | 0 | .330 |
| May 11 | LSU | *of | 3 | 0 | 2 | 0 | 0 | 0 | 0 | 1 | 0 | 0 | 0 | 0 | 0 | 0 | 0 | 2 | 0 | 0 | .335 |
| May 16 | at Texas A&M | *of | 4 | 0 | 1 | 0 | 0 | 0 | 0 | 0 | 0 | 0 | 0 | 0 | 0 | 0 | 0 | 5 | 0 | 0 | .333 |
| May 17 | at Texas A&M | *of | 4 | 1 | 3 | 0 | 0 | 0 | 0 | 0 | 0 | 0 | 0 | 0 | 0 | 0 | 0 | 3 | 0 | 0 | .341 |
| May 18 | at Texas A&M | *of | 3 | 0 | 0 | 0 | 0 | 0 | 0 | 0 | 0 | 0 | 1 | 0 | 0 | 0 | 2 | 3 | 0 | 0 | .336 |
| May 22 | vs Ole Miss | *of | 4 | 0 | 0 | 0 | 0 | 0 | 0 | 0 | 0 | 0 | 0 | 0 | 0 | 0 | 1 | 2 | 0 | 0 | .330 |
| May 23 | vs Georgia | *of | 4 | 0 | 1 | 0 | 0 | 0 | 0 | 0 | 0 | 0 | 0 | 0 | 0 | 0 | 0 | 1 | 0 | 0 | .329 |
| May 24 | vs Ole Miss | *of | 3 | 0 | 1 | 0 | 0 | 0 | 0 | 1 | 0 | 0 | 0 | 0 | 0 | 0 | 1 | 2 | 0 | 0 | .329 |
| Totals | | 57gs | 234 | 46 | 77 | 44 | 10 | 1 | 14 | 19 | 4 | 0 | 12 | 0 | 0 | 3 | 56 | 96 | 2 | 2 | .329 |

On base pct. .408 • Slugging pct. .560

2019 Arkansas Baseball
Individual Game-by-Game for Arkansas (as of May 30, 2019)

#7 Jack Kenley - 58 games (All games)

| Date | Opponent | Pos | AB | R | H | RBI | 2B | 3B | HR | BB | SB | CS | HBP | SAC | SF | GDP | K | PO | A | E | Avg | |
|--------|--------------------|--------|-----|----|----|-----|----|----|----|----|----|----|-----|-----|----|-----|----|----|-----|---|------|------|
| Feb 16 | EASTERN ILLINOIS-1 | *2b | 4 | 1 | 2 | 2 | 1 | 0 | 1 | 1 | 0 | 0 | 0 | 0 | 0 | 0 | 0 | 1 | 7 | 0 | .500 | |
| Feb 16 | EASTERN ILLINOIS-2 | *2b | 3 | 1 | 1 | 0 | 0 | 0 | 0 | 2 | 0 | 0 | 0 | 0 | 0 | 0 | 0 | 2 | 3 | 0 | .429 | |
| Feb 17 | EASTERN ILLINOIS | *2b | 2 | 1 | 1 | 0 | 0 | 0 | 0 | 2 | 0 | 0 | 0 | 0 | 0 | 0 | 0 | 0 | 5 | 0 | .444 | |
| Feb 21 | at USC | *2b | 4 | 1 | 0 | 0 | 0 | 0 | 0 | 0 | 0 | 0 | 0 | 0 | 0 | 0 | 2 | 0 | 1 | 0 | .308 | |
| Feb 22 | at USC | *2b | 5 | 1 | 2 | 3 | 0 | 1 | 0 | 0 | 0 | 0 | 0 | 0 | 0 | 0 | 0 | 0 | 5 | 0 | .333 | |
| Feb 23 | at USC | *2b | 5 | 0 | 1 | 0 | 0 | 0 | 0 | 0 | 1 | 0 | 0 | 0 | 0 | 0 | 1 | 2 | 3 | 0 | .304 | |
| Feb 27 | MEMPHIS | *2b | 3 | 2 | 1 | 2 | 0 | 0 | 0 | 1 | 0 | 0 | 0 | 0 | 0 | 0 | 0 | 1 | 2 | 0 | .308 | |
| Mar 01 | STONY BROOK-1 | *2b | 3 | 0 | 1 | 0 | 0 | 0 | 0 | 0 | 1 | 0 | 0 | 0 | 0 | 0 | 0 | 1 | 1 | 0 | .310 | |
| Mar 01 | STONY BROOK-2 | *2b | 2 | 1 | 0 | 0 | 0 | 0 | 0 | 2 | 2 | 0 | 0 | 0 | 0 | 0 | 0 | 1 | 2 | 0 | .290 | |
| Mar 02 | STONY BROOK | *2b | 4 | 3 | 2 | 5 | 0 | 0 | 2 | 1 | 0 | 0 | 0 | 0 | 0 | 0 | 1 | 3 | 2 | 0 | .314 | |
| Mar 06 | CHARLOTTE | *2b | 2 | 1 | 1 | 1 | 0 | 0 | 0 | 1 | 0 | 0 | 0 | 0 | 1 | 0 | 0 | 1 | 6 | 1 | .324 | |
| Mar 08 | LOUISIANA TECH | *2b | 4 | 0 | 2 | 0 | 0 | 0 | 0 | 0 | 0 | 0 | 0 | 0 | 0 | 0 | 0 | 2 | 1 | 0 | .341 | |
| Mar 09 | LOUISIANA TECH | *2b | 3 | 0 | 0 | 0 | 0 | 0 | 0 | 0 | 0 | 0 | 0 | 0 | 0 | 0 | 3 | 0 | 2 | 0 | .318 | |
| Mar 10 | LOUISIANA TECH | *2b | 3 | 3 | 2 | 1 | 0 | 1 | 0 | 1 | 0 | 0 | 0 | 0 | 0 | 0 | 0 | 3 | 3 | 0 | .340 | |
| Mar 12 | WESTERN ILLINOIS | *2b | 0 | 0 | 0 | 1 | 0 | 0 | 0 | 0 | 0 | 0 | 1 | 0 | 1 | 0 | 0 | 0 | 1 | 0 | .340 | |
| Mar 13 | WESTERN ILLINOIS | *2b | 4 | 2 | 1 | 0 | 0 | 0 | 0 | 1 | 0 | 0 | 0 | 0 | 0 | 0 | 3 | 2 | 4 | 0 | .333 | |
| Mar 15 | MISSOURI | *2b | 4 | 0 | 0 | 0 | 0 | 0 | 0 | 0 | 0 | 0 | 0 | 0 | 0 | 0 | 1 | 0 | 0 | 0 | .309 | |
| Mar 16 | MISSOURI | *2b | 3 | 0 | 0 | 0 | 0 | 0 | 0 | 0 | 0 | 0 | 0 | 0 | 0 | 0 | 3 | 0 | 5 | 0 | .293 | |
| Mar 17 | MISSOURI | *2b | 3 | 1 | 1 | 1 | 0 | 0 | 1 | 0 | 0 | 0 | 0 | 0 | 0 | 0 | 1 | 2 | 2 | 0 | .295 | |
| Mar 19 | at Texas | *2b | 3 | 2 | 1 | 0 | 0 | 0 | 0 | 2 | 0 | 0 | 0 | 0 | 0 | 0 | 0 | 1 | 2 | 0 | .297 | |
| Mar 20 | at Texas | *2b | 2 | 2 | 1 | 0 | 1 | 0 | 0 | 1 | 0 | 0 | 2 | 0 | 0 | 0 | 0 | 4 | 3 | 0 | .303 | |
| Mar 22 | at Alabama | *2b | 5 | 2 | 3 | 1 | 0 | 0 | 0 | 0 | 0 | 0 | 0 | 0 | 0 | 0 | 2 | 2 | 2 | 0 | .324 | |
| Mar 23 | at Alabama | *2b | 2 | 0 | 0 | 0 | 0 | 0 | 0 | 1 | 0 | 0 | 0 | 0 | 0 | 1 | 0 | 1 | 4 | 0 | .315 | |
| Mar 24 | at Alabama | *2b | 3 | 0 | 0 | 1 | 0 | 0 | 0 | 1 | 1 | 0 | 0 | 0 | 1 | 0 | 0 | 0 | 5 | 1 | .303 | |
| Mar 26 | at Missouri State | *2b | 5 | 1 | 2 | 1 | 0 | 0 | 0 | 0 | 0 | 0 | 0 | 0 | 0 | 0 | 2 | 2 | 2 | 0 | .309 | |
| Mar 29 | OLE MISS | *2b | 4 | 0 | 0 | 0 | 0 | 0 | 0 | 0 | 0 | 0 | 0 | 0 | 0 | 0 | 3 | 2 | 3 | 0 | .294 | |
| Mar 30 | OLE MISS | *2b | 3 | 1 | 1 | 2 | 0 | 0 | 1 | 1 | 0 | 1 | 0 | 0 | 0 | 0 | 1 | 0 | 4 | 0 | .295 | |
| Mar 31 | OLE MISS | *2b | 4 | 0 | 2 | 0 | 0 | 0 | 0 | 0 | 0 | 1 | 0 | 0 | 0 | 0 | 1 | 1 | 5 | 0 | .304 | |
| Apr 02 | LITTLE ROCK | *2b | 2 | 2 | 2 | 3 | 0 | 0 | 1 | 2 | 0 | 0 | 1 | 0 | 0 | 0 | 0 | 1 | 2 | 1 | .319 | |
| Apr 05 | at Auburn-1 | *2b | 4 | 0 | 0 | 0 | 0 | 0 | 0 | 0 | 0 | 0 | 0 | 0 | 0 | 0 | 1 | 1 | 4 | 0 | .306 | |
| Apr 05 | at Auburn-2 | *2b | 5 | 1 | 0 | 0 | 0 | 0 | 0 | 2 | 0 | 0 | 0 | 1 | 0 | 0 | 2 | 3 | 5 | 0 | .291 | |
| Apr 06 | at Auburn | *2b | 3 | 1 | 1 | 0 | 1 | 0 | 0 | 2 | 1 | 0 | 0 | 0 | 0 | 0 | 0 | 1 | 2 | 0 | .292 | |
| Apr 09 | ORAL ROBERTS | *3b/2b | 6 | 0 | 2 | 1 | 0 | 0 | 0 | 0 | 0 | 0 | 0 | 0 | 0 | 0 | 0 | 1 | 1 | 2 | 0 | .295 |
| Apr 12 | at Vanderbilt | *2b | 2 | 1 | 2 | 0 | 0 | 0 | 0 | 2 | 0 | 0 | 0 | 0 | 0 | 0 | 0 | 0 | 2 | 0 | .307 | |
| Apr 13 | at Vanderbilt | *2b | 4 | 0 | 0 | 0 | 0 | 0 | 0 | 0 | 0 | 0 | 0 | 0 | 0 | 1 | 0 | 2 | 4 | 0 | .297 | |
| Apr 14 | at Vanderbilt | *2b | 4 | 2 | 2 | 1 | 1 | 0 | 0 | 2 | 0 | 0 | 0 | 0 | 0 | 0 | 0 | 0 | 2 | 0 | .303 | |
| Apr 16 | ARK.- PINE BLUFF | *3b | 4 | 1 | 2 | 3 | 0 | 1 | 1 | 1 | 0 | 0 | 0 | 0 | 0 | 0 | 0 | 1 | 2 | 0 | .310 | |
| Apr 18 | MISSISSIPPI ST. | *2b | 4 | 0 | 1 | 0 | 1 | 0 | 0 | 0 | 0 | 0 | 0 | 0 | 0 | 0 | 2 | 1 | 2 | 0 | .308 | |
| Apr 19 | MISSISSIPPI ST. | *2b | 5 | 1 | 0 | 1 | 0 | 0 | 0 | 1 | 0 | 0 | 0 | 0 | 0 | 1 | 3 | 0 | 2 | 0 | .296 | |
| Apr 20 | MISSISSIPPI ST. | *2b | 3 | 2 | 1 | 0 | 0 | 0 | 0 | 1 | 0 | 0 | 0 | 0 | 0 | 0 | 1 | 1 | 5 | 0 | .297 | |
| Apr 23 | NORTHWESTERN ST. | *3b | 5 | 2 | 2 | 3 | 0 | 0 | 1 | 1 | 0 | 0 | 0 | 0 | 0 | 0 | 0 | 0 | 4 | 0 | .301 | |
| Apr 24 | NORTHWESTERN ST. | *2b | 5 | 1 | 1 | 2 | 0 | 1 | 0 | 0 | 0 | 0 | 0 | 0 | 0 | 0 | 2 | 3 | 3 | 0 | .297 | |
| Apr 26 | TENNESSEE | *2b | 4 | 2 | 2 | 1 | 0 | 0 | 0 | 1 | 0 | 0 | 0 | 0 | 0 | 0 | 1 | 1 | 1 | 0 | .303 | |
| Apr 27 | TENNESSEE | *2b | 5 | 0 | 1 | 0 | 0 | 0 | 0 | 0 | 0 | 0 | 0 | 0 | 0 | 0 | 2 | 1 | 0 | 0 | .299 | |
| Apr 28 | TENNESSEE | *2b | 4 | 2 | 3 | 1 | 1 | 0 | 1 | 1 | 0 | 0 | 0 | 0 | 0 | 0 | 0 | 2 | 3 | 1 | .311 | |
| Apr 30 | GRAMBLING ST. | *3b/ss | 4 | 1 | 1 | 1 | 0 | 0 | 0 | 1 | 1 | 0 | 1 | 0 | 0 | 0 | 2 | 1 | 2 | 0 | .309 | |
| May 03 | at Kentucky | *2b | 3 | 0 | 0 | 0 | 0 | 0 | 0 | 0 | 0 | 0 | 2 | 0 | 0 | 0 | 2 | 0 | 4 | 0 | .304 | |
| May 05 | at Kentucky-1 | *2b | 4 | 1 | 2 | 0 | 0 | 0 | 0 | 0 | 0 | 0 | 0 | 0 | 0 | 0 | 1 | 1 | 1 | 0 | .308 | |
| May 05 | at Kentucky-2 | *2b | 3 | 0 | 1 | 0 | 0 | 0 | 0 | 0 | 0 | 0 | 0 | 0 | 0 | 0 | 1 | 1 | 2 | 0 | .309 | |
| May 09 | LSU | *2b | 4 | 2 | 2 | 4 | 0 | 0 | 1 | 1 | 1 | 0 | 0 | 0 | 0 | 0 | 0 | 0 | 3 | 0 | .313 | |
| May 10 | LSU | *2b | 3 | 0 | 1 | 0 | 1 | 0 | 0 | 1 | 0 | 0 | 1 | 0 | 0 | 0 | 0 | 4 | 2 | 0 | .313 | |
| May 11 | LSU | *2b | 3 | 0 | 1 | 0 | 0 | 0 | 0 | 1 | 0 | 0 | 0 | 0 | 0 | 1 | 0 | 2 | 7 | 0 | .314 | |
| May 16 | at Texas A&M | *2b | 4 | 1 | 2 | 1 | 1 | 0 | 1 | 0 | 0 | 0 | 0 | 0 | 0 | 0 | 2 | 0 | 4 | 0 | .317 | |
| May 17 | at Texas A&M | *2b/3b | 4 | 1 | 2 | 2 | 0 | 0 | 1 | 0 | 0 | 0 | 0 | 0 | 0 | 0 | 1 | 0 | 3 | 2 | .321 | |
| May 18 | at Texas A&M | *2b | 4 | 0 | 1 | 0 | 0 | 0 | 0 | 0 | 0 | 0 | 0 | 0 | 0 | 0 | 0 | 2 | 3 | 0 | .320 | |
| May 22 | vs Ole Miss | *2b | 4 | 0 | 1 | 3 | 0 | 0 | 0 | 0 | 0 | 0 | 0 | 0 | 0 | 0 | 0 | 0 | 2 | 0 | .318 | |
| May 23 | vs Georgia | *2b | 4 | 0 | 1 | 0 | 0 | 0 | 0 | 0 | 0 | 1 | 0 | 0 | 0 | 0 | 0 | 1 | 2 | 0 | .317 | |
| May 24 | vs Ole Miss | *3b/2b | 4 | 0 | 0 | 0 | 0 | 0 | 0 | 0 | 0 | 0 | 0 | 0 | 0 | 0 | 1 | 0 | 1 | 0 | .311 | |
| Totals | | 57gs | 209 | 50 | 65 | 48 | 8 | 4 | 12 | 38 | 8 | 3 | 8 | 1 | 3 | 4 | 49 | 65 | 166 | 6 | .311 | |

On base pct. .430 • Slugging pct. .560



|| INDIVIDUAL GAME-BY-GAME

2019 Arkansas Baseball Individual Game-by-Game for Arkansas (as of May 30, 2019)

#8 Jordan McFarland - 24 games (All games)

| Date | Opponent | Pos | AB | R | H | RBI | 2B | 3B | HR | BB | SB | CS | HBP | SAC | SF | GDP | K | PO | A | E | Avg |
|--------|--------------------|-------|----|----|----|-----|----|----|----|----|----|----|-----|-----|----|-----|----|----|---|---|------|
| Feb 16 | EASTERN ILLINOIS-2 | *dh | 4 | 2 | 2 | 3 | 0 | 0 | 0 | 1 | 1 | 0 | 0 | 0 | 0 | 0 | 1 | 0 | 0 | 0 | .500 |
| Feb 17 | EASTERN ILLINOIS | *dh | 1 | 0 | 0 | 1 | 0 | 0 | 0 | 0 | 0 | 0 | 0 | 0 | 1 | 0 | 0 | 0 | 0 | 0 | .400 |
| Feb 22 | at USC | ph/dh | 2 | 0 | 1 | 0 | 0 | 0 | 0 | 0 | 0 | 0 | 0 | 0 | 0 | 0 | 1 | 0 | 0 | 0 | .429 |
| Feb 23 | at USC | *dh | 5 | 0 | 0 | 0 | 0 | 0 | 0 | 0 | 0 | 0 | 0 | 0 | 0 | 0 | 3 | 0 | 0 | 0 | .250 |
| Mar 01 | STONY BROOK-2 | *dh | 3 | 0 | 0 | 0 | 0 | 0 | 0 | 0 | 0 | 0 | 0 | 0 | 0 | 0 | 2 | 0 | 0 | 0 | .200 |
| Mar 02 | STONY BROOK | ph/1b | 0 | 0 | 0 | 0 | 0 | 0 | 0 | 1 | 0 | 0 | 0 | 0 | 0 | 0 | 0 | 2 | 0 | 0 | .200 |
| Mar 06 | CHARLOTTE | 1b | 1 | 0 | 0 | 0 | 0 | 0 | 0 | 0 | 0 | 0 | 0 | 0 | 0 | 0 | 0 | 4 | 0 | 0 | .188 |
| Mar 12 | WESTERN ILLINOIS | *1b | 3 | 0 | 1 | 1 | 0 | 0 | 0 | 0 | 0 | 0 | 0 | 0 | 1 | 0 | 0 | 6 | 0 | 0 | .211 |
| Mar 13 | WESTERN ILLINOIS | *dh | 5 | 0 | 0 | 0 | 0 | 0 | 0 | 0 | 0 | 0 | 0 | 0 | 0 | 0 | 2 | 0 | 0 | 0 | .167 |
| Mar 20 | at Texas | *dh | 4 | 1 | 0 | 0 | 0 | 0 | 0 | 0 | 0 | 0 | 1 | 0 | 0 | 0 | 2 | 0 | 0 | 0 | .143 |
| Mar 26 | at Missouri State | ph | 1 | 0 | 0 | 0 | 0 | 0 | 0 | 0 | 0 | 0 | 0 | 0 | 0 | 0 | 0 | 0 | 0 | 0 | .138 |
| Apr 02 | LITTLE ROCK | ph | 1 | 0 | 0 | 0 | 0 | 0 | 0 | 0 | 0 | 0 | 0 | 0 | 0 | 0 | 0 | 0 | 0 | 0 | .133 |
| Apr 09 | ORAL ROBERTS | *1b | 2 | 1 | 0 | 0 | 0 | 0 | 0 | 1 | 0 | 0 | 0 | 0 | 0 | 0 | 2 | 3 | 0 | 0 | .125 |
| Apr 13 | at Vanderbilt | 1b | 2 | 0 | 1 | 0 | 0 | 0 | 0 | 0 | 0 | 0 | 0 | 0 | 0 | 0 | 0 | 4 | 1 | 0 | .147 |
| Apr 16 | ARK.- PINE BLUFF | *1b | 4 | 0 | 2 | 1 | 0 | 0 | 0 | 1 | 1 | 0 | 0 | 0 | 0 | 0 | 0 | 6 | 0 | 0 | .184 |
| Apr 20 | MISSISSIPPI ST. | *dh | 3 | 2 | 2 | 1 | 0 | 0 | 0 | 0 | 0 | 0 | 1 | 0 | 0 | 0 | 0 | 0 | 0 | 0 | .220 |
| Apr 23 | NORTHWESTERN ST. | *1b | 6 | 2 | 2 | 3 | 0 | 0 | 1 | 0 | 0 | 0 | 0 | 0 | 0 | 0 | 2 | 6 | 1 | 0 | .234 |
| Apr 27 | TENNESSEE | *dh | 3 | 3 | 2 | 1 | 1 | 0 | 1 | 1 | 0 | 0 | 1 | 0 | 0 | 0 | 1 | 0 | 0 | 0 | .260 |
| Apr 28 | TENNESSEE | *dh | 4 | 1 | 1 | 0 | 0 | 0 | 0 | 0 | 0 | 0 | 0 | 0 | 0 | 0 | 2 | 0 | 0 | 0 | .259 |
| Apr 30 | GRAMBLING ST. | *1b | 3 | 1 | 1 | 1 | 0 | 0 | 0 | 1 | 0 | 0 | 0 | 0 | 1 | 0 | 0 | 7 | 0 | 0 | .263 |
| May 10 | LSU | pr | 0 | 1 | 0 | 0 | 0 | 0 | 0 | 0 | 0 | 0 | 0 | 0 | 0 | 0 | 0 | 0 | 0 | 0 | .263 |
| May 11 | LSU | ph | 1 | 0 | 0 | 0 | 0 | 0 | 0 | 0 | 0 | 0 | 0 | 0 | 0 | 0 | 1 | 0 | 0 | 0 | .259 |
| May 17 | at Texas A&M | ph/1b | 2 | 0 | 0 | 0 | 0 | 0 | 0 | 0 | 0 | 0 | 0 | 0 | 0 | 0 | 2 | 3 | 0 | 0 | .250 |
| May 24 | vs Ole Miss | *1b | 3 | 0 | 0 | 0 | 0 | 0 | 0 | 0 | 0 | 0 | 0 | 0 | 0 | 0 | 1 | 4 | 1 | 0 | .238 |
| Totals | | 15gs | 63 | 14 | 15 | 12 | 1 | 0 | 2 | 6 | 2 | 0 | 3 | 0 | 3 | 0 | 22 | 45 | 3 | 0 | .238 |

On base pct. .320 • Slugging pct. .349

2019 Arkansas Baseball
Individual Game-by-Game for Arkansas (as of May 30, 2019)

#5 Jacob Nesbit - 56 games (All games)

| Date | Opponent | Pos | AB | R | H | RBI | 2B | 3B | HR | BB | SB | CS | HBP | SAC | SF | GDP | K | PO | A | E | Avg |
|--------|--------------------|--------|-----|----|----|-----|----|----|----|----|----|----|-----|-----|----|-----|----|----|----|---|------|
| Feb 16 | EASTERN ILLINOIS-1 | *3b | 4 | 1 | 2 | 0 | 0 | 0 | 0 | 1 | 0 | 0 | 0 | 0 | 0 | 0 | 0 | 0 | 3 | 0 | .500 |
| Feb 16 | EASTERN ILLINOIS-2 | *3b | 4 | 1 | 2 | 3 | 0 | 0 | 0 | 0 | 0 | 0 | 0 | 0 | 0 | 0 | 1 | 1 | 2 | 0 | .500 |
| Feb 17 | EASTERN ILLINOIS | *3b | 2 | 0 | 0 | 0 | 0 | 0 | 0 | 0 | 0 | 0 | 0 | 2 | 0 | 0 | 1 | 0 | 1 | 0 | .400 |
| Feb 21 | at USC | *3b | 3 | 1 | 0 | 0 | 0 | 0 | 0 | 1 | 0 | 0 | 0 | 0 | 0 | 1 | 1 | 0 | 1 | 0 | .308 |
| Feb 22 | at USC | *3b | 4 | 1 | 0 | 0 | 0 | 0 | 0 | 1 | 0 | 0 | 0 | 0 | 0 | 0 | 3 | 2 | 1 | 0 | .235 |
| Feb 23 | at USC | *3b | 5 | 1 | 2 | 0 | 0 | 0 | 0 | 0 | 0 | 0 | 0 | 0 | 0 | 0 | 0 | 0 | 0 | 0 | .273 |
| Feb 27 | MEMPHIS | *3b/2b | 2 | 1 | 0 | 1 | 0 | 0 | 0 | 1 | 1 | 0 | 0 | 0 | 1 | 0 | 0 | 2 | 0 | 0 | .250 |
| Mar 01 | STONY BROOK-1 | *3b | 2 | 0 | 0 | 0 | 0 | 0 | 0 | 1 | 0 | 0 | 0 | 0 | 0 | 0 | 0 | 0 | 0 | 0 | .231 |
| Mar 01 | STONY BROOK-2 | *3b | 4 | 0 | 1 | 1 | 0 | 0 | 0 | 0 | 0 | 0 | 0 | 0 | 0 | 0 | 1 | 0 | 1 | 0 | .233 |
| Mar 02 | STONY BROOK | *3b | 2 | 1 | 0 | 0 | 0 | 0 | 0 | 1 | 0 | 0 | 0 | 0 | 0 | 0 | 2 | 0 | 0 | 0 | .219 |
| Mar 06 | CHARLOTTE | *3b | 2 | 1 | 1 | 1 | 0 | 0 | 0 | 0 | 0 | 0 | 0 | 1 | 0 | 0 | 0 | 1 | 0 | 0 | .235 |
| Mar 08 | LOUISIANA TECH | *3b | 3 | 0 | 1 | 0 | 0 | 0 | 0 | 1 | 0 | 0 | 0 | 0 | 0 | 0 | 0 | 0 | 2 | 0 | .243 |
| Mar 09 | LOUISIANA TECH | *3b/2b | 5 | 1 | 1 | 0 | 0 | 0 | 0 | 0 | 0 | 0 | 0 | 0 | 0 | 0 | 2 | 0 | 3 | 1 | .238 |
| Mar 10 | LOUISIANA TECH | *3b | 2 | 1 | 2 | 2 | 0 | 0 | 0 | 0 | 0 | 0 | 0 | 0 | 1 | 0 | 0 | 0 | 1 | 0 | .273 |
| Mar 12 | WESTERN ILLINOIS | *3b | 4 | 0 | 2 | 1 | 0 | 0 | 0 | 0 | 0 | 0 | 0 | 0 | 0 | 0 | 1 | 1 | 1 | 0 | .292 |
| Mar 13 | WESTERN ILLINOIS | *3b | 3 | 1 | 2 | 1 | 0 | 0 | 0 | 1 | 1 | 0 | 0 | 1 | 0 | 0 | 0 | 0 | 2 | 0 | .314 |
| Mar 15 | MISSOURI | *3b | 2 | 0 | 1 | 1 | 0 | 0 | 0 | 0 | 0 | 0 | 0 | 0 | 1 | 0 | 1 | 0 | 1 | 1 | .321 |
| Mar 16 | MISSOURI | *3b | 3 | 1 | 1 | 0 | 0 | 0 | 0 | 0 | 0 | 0 | 0 | 0 | 0 | 0 | 0 | 0 | 1 | 0 | .321 |
| Mar 17 | MISSOURI | *3b | 3 | 1 | 1 | 0 | 0 | 0 | 0 | 0 | 0 | 0 | 0 | 0 | 0 | 0 | 0 | 0 | 1 | 0 | .322 |
| Mar 19 | at Texas | *3b | 3 | 2 | 1 | 2 | 1 | 0 | 0 | 1 | 0 | 0 | 0 | 0 | 0 | 0 | 0 | 0 | 1 | 0 | .323 |
| Mar 20 | at Texas | *3b | 4 | 1 | 3 | 2 | 1 | 0 | 0 | 0 | 1 | 1 | 1 | 0 | 0 | 0 | 1 | 1 | 1 | 0 | .348 |
| Mar 22 | at Alabama | *3b | 4 | 1 | 2 | 3 | 1 | 0 | 1 | 0 | 0 | 0 | 0 | 0 | 0 | 0 | 1 | 0 | 1 | 0 | .357 |
| Mar 23 | at Alabama | *3b | 3 | 0 | 1 | 0 | 0 | 0 | 0 | 0 | 0 | 1 | 0 | 0 | 0 | 0 | 0 | 3 | 2 | 1 | .356 |
| Mar 24 | at Alabama | *3b | 5 | 0 | 1 | 0 | 0 | 0 | 0 | 0 | 1 | 0 | 0 | 0 | 0 | 0 | 1 | 0 | 0 | 0 | .346 |
| Mar 26 | at Missouri State | *3b | 5 | 0 | 1 | 2 | 0 | 0 | 0 | 0 | 0 | 0 | 0 | 0 | 0 | 0 | 3 | 1 | 3 | 0 | .337 |
| Mar 29 | OLE MISS | *3b | 3 | 1 | 0 | 0 | 0 | 0 | 0 | 1 | 0 | 0 | 0 | 0 | 0 | 0 | 2 | 1 | 3 | 0 | .326 |
| Mar 30 | OLE MISS | *3b | 4 | 0 | 1 | 0 | 1 | 0 | 0 | 0 | 0 | 0 | 0 | 0 | 0 | 0 | 3 | 0 | 0 | 0 | .322 |
| Mar 31 | OLE MISS | *3b | 4 | 0 | 0 | 0 | 0 | 0 | 0 | 0 | 0 | 0 | 0 | 0 | 0 | 0 | 1 | 0 | 0 | 0 | .309 |
| Apr 02 | LITTLE ROCK | *3b | 4 | 0 | 0 | 0 | 0 | 0 | 0 | 1 | 0 | 0 | 0 | 0 | 0 | 0 | 0 | 1 | 2 | 0 | .296 |
| Apr 05 | at Auburn-1 | *3b | 2 | 0 | 1 | 1 | 0 | 0 | 0 | 1 | 0 | 0 | 0 | 0 | 1 | 0 | 0 | 0 | 2 | 0 | .300 |
| Apr 05 | at Auburn-2 | *3b | 6 | 0 | 0 | 0 | 0 | 0 | 0 | 2 | 0 | 0 | 0 | 0 | 0 | 0 | 2 | 0 | 4 | 0 | .283 |
| Apr 06 | at Auburn | *3b | 4 | 0 | 1 | 2 | 0 | 0 | 0 | 1 | 1 | 0 | 0 | 0 | 0 | 0 | 1 | 0 | 0 | 0 | .282 |
| Apr 09 | ORAL ROBERTS | *3b | 2 | 0 | 1 | 1 | 0 | 0 | 0 | 0 | 0 | 0 | 0 | 0 | 1 | 0 | 0 | 0 | 1 | 0 | .286 |
| Apr 12 | at Vanderbilt | *3b | 3 | 0 | 0 | 1 | 0 | 0 | 0 | 1 | 0 | 0 | 0 | 0 | 0 | 0 | 0 | 0 | 0 | 0 | .278 |
| Apr 13 | at Vanderbilt | *3b | 4 | 1 | 1 | 0 | 1 | 0 | 0 | 0 | 0 | 0 | 0 | 0 | 0 | 0 | 1 | 0 | 1 | 0 | .277 |
| Apr 14 | at Vanderbilt | *3b | 4 | 2 | 2 | 2 | 1 | 0 | 0 | 1 | 0 | 0 | 0 | 0 | 1 | 0 | 1 | 0 | 3 | 0 | .285 |
| Apr 18 | MISSISSIPPI ST. | *3b | 4 | 0 | 0 | 0 | 0 | 0 | 0 | 0 | 0 | 0 | 0 | 0 | 0 | 0 | 2 | 0 | 3 | 0 | .276 |
| Apr 19 | MISSISSIPPI ST. | *3b | 3 | 2 | 1 | 1 | 0 | 0 | 0 | 2 | 0 | 0 | 0 | 0 | 0 | 0 | 1 | 1 | 1 | 0 | .277 |
| Apr 20 | MISSISSIPPI ST. | *3b | 4 | 1 | 2 | 4 | 0 | 0 | 1 | 0 | 0 | 0 | 0 | 0 | 1 | 0 | 0 | 1 | 0 | 0 | .284 |
| Apr 24 | NORTHWESTERN ST. | *3b | 3 | 0 | 1 | 1 | 0 | 0 | 0 | 0 | 0 | 0 | 0 | 0 | 1 | 0 | 1 | 0 | 5 | 0 | .285 |
| Apr 26 | TENNESSEE | *3b | 3 | 1 | 3 | 6 | 1 | 0 | 1 | 1 | 1 | 0 | 0 | 0 | 1 | 0 | 0 | 0 | 1 | 0 | .300 |
| Apr 27 | TENNESSEE | *3b | 5 | 0 | 0 | 0 | 0 | 0 | 0 | 0 | 0 | 0 | 0 | 0 | 0 | 0 | 0 | 1 | 2 | 0 | .290 |
| Apr 28 | TENNESSEE | *3b | 5 | 0 | 0 | 0 | 0 | 0 | 0 | 0 | 0 | 0 | 0 | 0 | 0 | 0 | 2 | 0 | 2 | 0 | .280 |
| Apr 30 | GRAMBLING ST. | *3b | 0 | 1 | 0 | 0 | 0 | 0 | 0 | 0 | 0 | 0 | 1 | 0 | 0 | 0 | 0 | 0 | 0 | 0 | .280 |
| May 03 | at Kentucky | *3b | 4 | 0 | 0 | 1 | 0 | 0 | 0 | 0 | 0 | 0 | 0 | 0 | 0 | 0 | 1 | 2 | 1 | 0 | .273 |
| May 05 | at Kentucky-1 | *3b | 3 | 2 | 1 | 0 | 0 | 0 | 0 | 1 | 0 | 0 | 0 | 0 | 0 | 0 | 0 | 0 | 0 | 0 | .274 |
| May 05 | at Kentucky-2 | *3b | 1 | 0 | 0 | 0 | 0 | 0 | 0 | 2 | 0 | 0 | 0 | 0 | 0 | 0 | 0 | 0 | 0 | 0 | .272 |
| May 09 | LSU | *3b | 4 | 2 | 2 | 0 | 0 | 0 | 0 | 1 | 0 | 0 | 0 | 0 | 0 | 0 | 2 | 1 | 2 | 0 | .278 |
| May 10 | LSU | *3b | 5 | 0 | 1 | 1 | 0 | 0 | 0 | 0 | 0 | 0 | 0 | 0 | 0 | 0 | 2 | 0 | 1 | 0 | .275 |
| May 11 | LSU | *3b | 2 | 0 | 0 | 0 | 0 | 0 | 0 | 0 | 0 | 0 | 0 | 1 | 0 | 0 | 0 | 0 | 1 | 0 | .272 |
| May 16 | at Texas A&M | *3b | 4 | 0 | 0 | 0 | 0 | 0 | 0 | 0 | 0 | 0 | 0 | 0 | 0 | 0 | 3 | 1 | 1 | 0 | .266 |
| May 17 | at Texas A&M | *3b | 2 | 0 | 0 | 0 | 0 | 0 | 0 | 0 | 0 | 0 | 0 | 0 | 0 | 0 | 1 | 0 | 0 | 0 | .263 |
| May 18 | at Texas A&M | *3b | 3 | 0 | 0 | 0 | 0 | 0 | 0 | 0 | 0 | 0 | 0 | 0 | 0 | 0 | 1 | 0 | 3 | 1 | .258 |
| May 22 | vs Ole Miss | *3b | 2 | 1 | 1 | 0 | 1 | 0 | 0 | 0 | 0 | 0 | 0 | 1 | 0 | 0 | 1 | 0 | 1 | 0 | .261 |
| May 23 | vs Georgia | *3b | 3 | 1 | 1 | 0 | 1 | 0 | 0 | 1 | 0 | 0 | 0 | 0 | 0 | 0 | 1 | 1 | 0 | 0 | .262 |
| May 24 | vs Ole Miss | *3b | 1 | 0 | 0 | 0 | 0 | 0 | 0 | 0 | 0 | 0 | 0 | 0 | 0 | 0 | 0 | 0 | 0 | 0 | .261 |
| Totals | | 53gs | 184 | 32 | 48 | 41 | 9 | 0 | 3 | 25 | 6 | 2 | 2 | 6 | 8 | 2 | 48 | 21 | 70 | 4 | .261 |

On base pct. .342 • Slugging pct. .359



|| INDIVIDUAL GAME-BY-GAME

2019 Arkansas Baseball Individual Game-by-Game for Arkansas (as of May 30, 2019)

#10 Matt Goodheart - 50 games (All games)

| Date | Opponent | Pos | AB | R | H | RBI | 2B | 3B | HR | BB | SB | CS | HBP | SAC | SF | GDP | K | PO | A | E | Avg |
|--------|--------------------|-------|-----|----|----|-----|----|----|----|----|----|----|-----|-----|----|-----|----|----|---|---|------|
| Feb 16 | EASTERN ILLINOIS-1 | *dh | 4 | 1 | 2 | 1 | 0 | 0 | 0 | 1 | 0 | 0 | 0 | 0 | 0 | 0 | 0 | 0 | 0 | 0 | .500 |
| Feb 16 | EASTERN ILLINOIS-2 | *of | 2 | 0 | 1 | 0 | 1 | 0 | 0 | 0 | 0 | 0 | 0 | 1 | 0 | 0 | 0 | 2 | 0 | 0 | .500 |
| Feb 17 | EASTERN ILLINOIS | *of | 3 | 0 | 0 | 0 | 0 | 0 | 0 | 1 | 0 | 0 | 0 | 0 | 0 | 0 | 1 | 2 | 0 | 0 | .333 |
| Feb 21 | at USC | *dh | 5 | 0 | 1 | 1 | 0 | 0 | 0 | 0 | 0 | 1 | 0 | 0 | 0 | 0 | 3 | 0 | 0 | 0 | .286 |
| Feb 22 | at USC | *dh | 3 | 0 | 0 | 0 | 0 | 0 | 0 | 0 | 0 | 0 | 0 | 0 | 0 | 0 | 0 | 0 | 0 | 0 | .235 |
| Mar 01 | STONY BROOK-1 | *dh | 3 | 0 | 1 | 0 | 0 | 0 | 0 | 0 | 0 | 0 | 0 | 0 | 0 | 0 | 1 | 0 | 0 | 0 | .250 |
| Mar 01 | STONY BROOK-2 | ph | 1 | 0 | 0 | 0 | 0 | 0 | 0 | 0 | 0 | 0 | 0 | 0 | 0 | 0 | 1 | 0 | 0 | 0 | .238 |
| Mar 06 | CHARLOTTE | ph/of | 1 | 0 | 0 | 0 | 0 | 0 | 0 | 0 | 0 | 0 | 0 | 0 | 0 | 0 | 1 | 0 | 0 | 0 | .227 |
| Mar 08 | LOUISIANA TECH | *dh | 3 | 0 | 0 | 0 | 0 | 0 | 0 | 0 | 0 | 0 | 0 | 0 | 0 | 0 | 0 | 0 | 0 | 0 | .200 |
| Mar 10 | LOUISIANA TECH | ph | 1 | 1 | 1 | 1 | 0 | 0 | 0 | 0 | 1 | 0 | 0 | 0 | 0 | 0 | 0 | 0 | 0 | 0 | .231 |
| Mar 12 | WESTERN ILLINOIS | ph/dh | 2 | 0 | 0 | 0 | 0 | 0 | 0 | 0 | 0 | 0 | 0 | 0 | 0 | 0 | 2 | 0 | 0 | 0 | .214 |
| Mar 13 | WESTERN ILLINOIS | ph | 1 | 0 | 1 | 1 | 0 | 0 | 0 | 0 | 0 | 0 | 0 | 0 | 0 | 0 | 0 | 0 | 0 | 0 | .241 |
| Mar 15 | MISSOURI | *dh | 3 | 1 | 2 | 1 | 2 | 0 | 0 | 1 | 0 | 0 | 0 | 0 | 0 | 0 | 0 | 0 | 0 | 0 | .281 |
| Mar 16 | MISSOURI | *dh | 3 | 1 | 2 | 0 | 0 | 0 | 0 | 0 | 0 | 0 | 0 | 0 | 0 | 0 | 0 | 0 | 0 | 0 | .314 |
| Mar 17 | MISSOURI | *dh | 2 | 0 | 0 | 0 | 0 | 0 | 0 | 1 | 1 | 0 | 0 | 0 | 0 | 0 | 0 | 0 | 0 | 0 | .297 |
| Mar 19 | at Texas | *dh | 5 | 1 | 2 | 1 | 0 | 0 | 0 | 0 | 0 | 0 | 0 | 0 | 0 | 0 | 1 | 0 | 0 | 0 | .310 |
| Mar 20 | at Texas | ph | 1 | 0 | 0 | 0 | 0 | 0 | 0 | 0 | 0 | 0 | 0 | 0 | 0 | 0 | 1 | 0 | 0 | 0 | .302 |
| Mar 22 | at Alabama | *dh | 5 | 2 | 3 | 0 | 1 | 0 | 0 | 0 | 0 | 0 | 0 | 0 | 0 | 0 | 1 | 0 | 0 | 0 | .333 |
| Mar 24 | at Alabama | *dh | 3 | 0 | 2 | 1 | 1 | 0 | 0 | 1 | 1 | 0 | 1 | 0 | 0 | 0 | 0 | 0 | 0 | 0 | .353 |
| Mar 26 | at Missouri State | *dh | 3 | 1 | 1 | 2 | 0 | 0 | 0 | 1 | 1 | 0 | 0 | 0 | 0 | 0 | 0 | 0 | 0 | 0 | .352 |
| Mar 29 | OLE MISS | *dh | 3 | 0 | 2 | 3 | 0 | 0 | 0 | 1 | 0 | 0 | 0 | 0 | 0 | 0 | 0 | 0 | 0 | 0 | .368 |
| Mar 30 | OLE MISS | *dh | 3 | 1 | 0 | 0 | 0 | 0 | 0 | 1 | 0 | 0 | 0 | 0 | 0 | 0 | 2 | 0 | 0 | 0 | .350 |
| Mar 31 | OLE MISS | *dh | 3 | 0 | 1 | 0 | 0 | 0 | 0 | 1 | 0 | 0 | 0 | 0 | 0 | 1 | 0 | 0 | 0 | 0 | .349 |
| Apr 02 | LITTLE ROCK | *dh | 5 | 1 | 2 | 1 | 0 | 0 | 0 | 0 | 0 | 0 | 0 | 0 | 0 | 0 | 2 | 0 | 0 | 0 | .353 |
| Apr 05 | at Auburn-1 | *dh | 4 | 0 | 2 | 0 | 0 | 0 | 0 | 0 | 0 | 0 | 0 | 0 | 0 | 0 | 1 | 0 | 0 | 0 | .361 |
| Apr 05 | at Auburn-2 | ph/dh | 5 | 0 | 3 | 2 | 2 | 0 | 0 | 1 | 0 | 0 | 0 | 0 | 0 | 0 | 1 | 0 | 0 | 0 | .377 |
| Apr 06 | at Auburn | *dh | 5 | 0 | 1 | 0 | 0 | 0 | 0 | 0 | 0 | 1 | 0 | 0 | 0 | 0 | 0 | 0 | 0 | 0 | .366 |
| Apr 09 | ORAL ROBERTS | *dh | 4 | 1 | 2 | 4 | 0 | 0 | 1 | 2 | 0 | 0 | 0 | 0 | 0 | 0 | 0 | 0 | 0 | 0 | .372 |
| Apr 12 | at Vanderbilt | *dh | 3 | 0 | 1 | 0 | 1 | 0 | 0 | 1 | 0 | 0 | 0 | 0 | 0 | 0 | 0 | 0 | 0 | 0 | .371 |
| Apr 13 | at Vanderbilt | *dh | 3 | 0 | 3 | 0 | 2 | 0 | 0 | 1 | 0 | 0 | 0 | 0 | 0 | 0 | 0 | 0 | 0 | 0 | .391 |
| Apr 14 | at Vanderbilt | *dh | 5 | 2 | 2 | 2 | 0 | 1 | 0 | 1 | 0 | 0 | 0 | 0 | 0 | 0 | 1 | 0 | 0 | 0 | .392 |
| Apr 16 | ARK. - PINE BLUFF | *dh | 2 | 3 | 2 | 1 | 0 | 0 | 0 | 3 | 0 | 0 | 0 | 0 | 0 | 0 | 0 | 0 | 0 | 0 | .404 |
| Apr 18 | MISSISSIPPI ST. | *dh | 4 | 0 | 1 | 1 | 0 | 0 | 0 | 0 | 0 | 0 | 0 | 0 | 0 | 0 | 1 | 0 | 0 | 0 | .398 |
| Apr 19 | MISSISSIPPI ST. | *dh | 3 | 0 | 1 | 1 | 0 | 1 | 0 | 3 | 0 | 0 | 0 | 0 | 0 | 0 | 1 | 0 | 0 | 0 | .396 |
| Apr 20 | MISSISSIPPI ST. | *of | 4 | 1 | 1 | 1 | 0 | 0 | 0 | 1 | 0 | 0 | 0 | 0 | 0 | 0 | 1 | 2 | 0 | 0 | .391 |
| Apr 23 | NORTHWESTERN ST. | *dh | 4 | 3 | 2 | 3 | 1 | 0 | 0 | 2 | 1 | 0 | 0 | 0 | 0 | 0 | 1 | 0 | 0 | 0 | .395 |
| Apr 24 | NORTHWESTERN ST. | *dh | 3 | 1 | 0 | 0 | 0 | 0 | 0 | 2 | 0 | 0 | 0 | 0 | 0 | 0 | 1 | 0 | 0 | 0 | .385 |
| Apr 26 | TENNESSEE | *dh | 5 | 1 | 2 | 1 | 0 | 0 | 0 | 0 | 0 | 0 | 0 | 0 | 0 | 0 | 2 | 0 | 0 | 0 | .385 |
| May 03 | at Kentucky | *dh | 4 | 1 | 1 | 0 | 1 | 0 | 0 | 1 | 0 | 0 | 0 | 0 | 0 | 0 | 2 | 0 | 0 | 0 | .381 |
| May 05 | at Kentucky-1 | *dh | 4 | 1 | 1 | 0 | 0 | 0 | 0 | 0 | 0 | 0 | 0 | 0 | 0 | 0 | 1 | 0 | 0 | 0 | .377 |
| May 05 | at Kentucky-2 | *dh | 3 | 0 | 2 | 2 | 0 | 0 | 0 | 1 | 0 | 0 | 0 | 0 | 0 | 0 | 1 | 0 | 0 | 0 | .383 |
| May 09 | LSU | *dh | 5 | 1 | 0 | 1 | 0 | 0 | 0 | 0 | 0 | 0 | 0 | 0 | 0 | 0 | 0 | 0 | 0 | 0 | .370 |
| May 10 | LSU | *dh | 5 | 0 | 1 | 2 | 0 | 0 | 0 | 0 | 0 | 0 | 0 | 0 | 0 | 0 | 1 | 0 | 0 | 0 | .364 |
| May 11 | LSU | *dh | 4 | 1 | 1 | 1 | 1 | 0 | 0 | 0 | 0 | 0 | 0 | 0 | 0 | 0 | 0 | 0 | 0 | 0 | .361 |
| May 16 | at Texas A&M | *dh | 4 | 1 | 1 | 1 | 0 | 0 | 1 | 1 | 0 | 0 | 0 | 0 | 0 | 0 | 3 | 0 | 0 | 0 | .358 |
| May 17 | at Texas A&M | *dh | 4 | 0 | 1 | 0 | 0 | 0 | 0 | 0 | 0 | 0 | 0 | 0 | 0 | 0 | 1 | 0 | 0 | 0 | .355 |
| May 18 | at Texas A&M | *dh | 4 | 0 | 1 | 0 | 0 | 0 | 0 | 0 | 0 | 0 | 0 | 0 | 0 | 0 | 1 | 0 | 0 | 0 | .352 |
| May 22 | vs Ole Miss | *dh | 4 | 0 | 1 | 1 | 0 | 0 | 0 | 0 | 0 | 0 | 0 | 0 | 0 | 0 | 0 | 0 | 0 | 0 | .350 |
| May 23 | vs Georgia | *dh | 4 | 0 | 0 | 0 | 0 | 0 | 0 | 0 | 0 | 0 | 0 | 0 | 0 | 0 | 2 | 0 | 0 | 0 | .341 |
| May 24 | vs Ole Miss | *dh | 3 | 1 | 2 | 2 | 0 | 0 | 1 | 1 | 0 | 0 | 0 | 0 | 0 | 0 | 0 | 0 | 0 | 0 | .347 |
| Totals | | 43gs | 170 | 28 | 59 | 39 | 13 | 2 | 3 | 30 | 5 | 2 | 1 | 1 | 0 | 1 | 38 | 6 | 0 | 0 | .347 |

On base pct. .448 • Slugging pct. .500

2019 Arkansas Baseball
Individual Game-by-Game for Arkansas (as of May 30, 2019)

#4 Trevor Ezell - 58 games (All games)

| Date | Opponent | Pos | AB | R | H | RBI | 2B | 3B | HR | BB | SB | CS | HBP | SAC | SF | GDP | K | PO | A | E | Avg |
|--------|--------------------|--------|-----|----|----|-----|----|----|----|----|----|----|-----|-----|----|-----|----|-----|----|---|------|
| Feb 16 | EASTERN ILLINOIS-1 | *1b | 4 | 3 | 3 | 3 | 2 | 0 | 1 | 1 | 0 | 0 | 0 | 0 | 0 | 0 | 0 | 13 | 0 | 0 | .750 |
| Feb 16 | EASTERN ILLINOIS-2 | *1b | 4 | 1 | 1 | 2 | 0 | 0 | 0 | 0 | 1 | 0 | 0 | 0 | 1 | 0 | 1 | 6 | 0 | 0 | .500 |
| Feb 17 | EASTERN ILLINOIS | *1b | 2 | 0 | 1 | 0 | 0 | 0 | 0 | 2 | 0 | 0 | 0 | 0 | 0 | 0 | 0 | 8 | 0 | 0 | .500 |
| Feb 21 | at USC | *1b | 4 | 1 | 2 | 0 | 0 | 0 | 0 | 1 | 2 | 0 | 0 | 0 | 0 | 0 | 0 | 4 | 1 | 0 | .500 |
| Feb 22 | at USC | *1b | 2 | 2 | 0 | 0 | 0 | 0 | 0 | 3 | 1 | 0 | 0 | 0 | 0 | 0 | 0 | 11 | 0 | 0 | .438 |
| Feb 23 | at USC | *1b | 5 | 0 | 1 | 0 | 0 | 0 | 0 | 0 | 0 | 0 | 0 | 0 | 0 | 0 | 3 | 6 | 4 | 0 | .381 |
| Feb 27 | MEMPHIS | *1b | 5 | 1 | 3 | 1 | 0 | 0 | 0 | 0 | 2 | 0 | 0 | 0 | 0 | 0 | 1 | 5 | 0 | 0 | .423 |
| Mar 01 | STONY BROOK-1 | *1b | 4 | 1 | 1 | 1 | 0 | 1 | 0 | 0 | 0 | 0 | 0 | 0 | 0 | 1 | 1 | 4 | 1 | 0 | .400 |
| Mar 01 | STONY BROOK-2 | *1b | 3 | 0 | 2 | 0 | 0 | 0 | 0 | 0 | 0 | 0 | 0 | 1 | 0 | 0 | 0 | 10 | 0 | 0 | .424 |
| Mar 02 | STONY BROOK | *1b | 4 | 2 | 2 | 3 | 0 | 0 | 1 | 0 | 0 | 0 | 0 | 0 | 0 | 0 | 0 | 4 | 1 | 0 | .432 |
| Mar 06 | CHARLOTTE | *1b | 3 | 2 | 1 | 1 | 0 | 0 | 1 | 1 | 0 | 0 | 0 | 0 | 0 | 0 | 1 | 7 | 0 | 0 | .425 |
| Mar 08 | LOUISIANA TECH | *1b | 2 | 1 | 0 | 0 | 0 | 0 | 0 | 1 | 0 | 0 | 0 | 1 | 0 | 0 | 1 | 7 | 0 | 0 | .405 |
| Mar 09 | LOUISIANA TECH | *1b | 5 | 0 | 1 | 0 | 0 | 0 | 0 | 0 | 0 | 0 | 0 | 0 | 0 | 0 | 1 | 11 | 1 | 1 | .383 |
| Mar 10 | LOUISIANA TECH | *1b | 4 | 0 | 0 | 0 | 0 | 0 | 0 | 0 | 0 | 0 | 0 | 1 | 0 | 0 | 1 | 4 | 0 | 0 | .353 |
| Mar 12 | WESTERN ILLINOIS | *2b | 3 | 1 | 1 | 1 | 0 | 0 | 0 | 0 | 0 | 0 | 0 | 0 | 0 | 0 | 0 | 1 | 2 | 1 | .352 |
| Mar 13 | WESTERN ILLINOIS | *1b | 4 | 1 | 2 | 1 | 1 | 0 | 0 | 1 | 1 | 0 | 0 | 0 | 0 | 0 | 0 | 9 | 1 | 0 | .362 |
| Mar 15 | MISSOURI | *1b | 4 | 1 | 1 | 0 | 0 | 0 | 0 | 0 | 0 | 0 | 0 | 0 | 0 | 0 | 1 | 6 | 1 | 0 | .355 |
| Mar 16 | MISSOURI | *1b | 3 | 0 | 1 | 0 | 0 | 0 | 0 | 0 | 0 | 0 | 0 | 1 | 0 | 0 | 1 | 10 | 0 | 0 | .354 |
| Mar 17 | MISSOURI | *1b | 4 | 0 | 0 | 0 | 0 | 0 | 0 | 0 | 0 | 0 | 0 | 0 | 0 | 0 | 0 | 8 | 1 | 0 | .333 |
| Mar 19 | at Texas | *1b | 4 | 1 | 0 | 0 | 0 | 0 | 0 | 1 | 1 | 0 | 0 | 0 | 0 | 0 | 1 | 8 | 1 | 0 | .315 |
| Mar 20 | at Texas | *1b | 3 | 1 | 2 | 0 | 0 | 0 | 0 | 1 | 0 | 0 | 0 | 1 | 0 | 0 | 0 | 8 | 0 | 0 | .329 |
| Mar 22 | at Alabama | *1b | 5 | 1 | 1 | 1 | 1 | 0 | 0 | 0 | 0 | 0 | 0 | 0 | 0 | 0 | 3 | 5 | 0 | 0 | .321 |
| Mar 23 | at Alabama | *1b | 2 | 0 | 0 | 0 | 0 | 0 | 0 | 2 | 0 | 0 | 0 | 0 | 0 | 0 | 0 | 8 | 0 | 0 | .313 |
| Mar 24 | at Alabama | *1b | 4 | 2 | 2 | 1 | 2 | 0 | 0 | 1 | 0 | 0 | 0 | 0 | 0 | 0 | 1 | 8 | 2 | 0 | .322 |
| Mar 26 | at Missouri State | *1b | 2 | 2 | 0 | 0 | 0 | 0 | 0 | 2 | 1 | 0 | 1 | 0 | 0 | 0 | 1 | 5 | 1 | 0 | .315 |
| Mar 29 | OLE MISS | *1b | 2 | 1 | 0 | 0 | 0 | 0 | 0 | 2 | 0 | 0 | 0 | 0 | 0 | 0 | 1 | 6 | 1 | 0 | .308 |
| Mar 30 | OLE MISS | *1b | 4 | 0 | 0 | 0 | 0 | 0 | 0 | 0 | 0 | 0 | 0 | 0 | 0 | 1 | 2 | 11 | 0 | 0 | .295 |
| Mar 31 | OLE MISS | *1b | 3 | 1 | 0 | 0 | 0 | 0 | 0 | 1 | 0 | 0 | 0 | 0 | 0 | 0 | 1 | 6 | 0 | 0 | .286 |
| Apr 02 | LITTLE ROCK | *1b | 5 | 0 | 3 | 0 | 0 | 0 | 0 | 1 | 0 | 0 | 0 | 0 | 0 | 0 | 1 | 8 | 1 | 0 | .301 |
| Apr 05 | at Auburn-1 | *1b | 4 | 1 | 1 | 0 | 1 | 0 | 0 | 1 | 0 | 0 | 0 | 0 | 0 | 0 | 1 | 9 | 0 | 0 | .299 |
| Apr 05 | at Auburn-2 | *1b | 6 | 1 | 2 | 4 | 0 | 0 | 1 | 1 | 0 | 1 | 0 | 0 | 1 | 0 | 1 | 20 | 0 | 0 | .301 |
| Apr 06 | at Auburn | *1b | 3 | 1 | 1 | 3 | 0 | 0 | 1 | 2 | 0 | 0 | 0 | 0 | 0 | 0 | 0 | 12 | 0 | 0 | .302 |
| Apr 09 | ORAL ROBERTS | *2b/1b | 5 | 2 | 1 | 1 | 1 | 0 | 0 | 1 | 0 | 0 | 0 | 0 | 0 | 0 | 1 | 3 | 0 | 0 | .298 |
| Apr 12 | at Vanderbilt | *1b | 5 | 0 | 0 | 0 | 0 | 0 | 0 | 0 | 0 | 0 | 0 | 0 | 0 | 0 | 3 | 3 | 1 | 0 | .286 |
| Apr 13 | at Vanderbilt | *1b | 2 | 0 | 0 | 0 | 0 | 0 | 0 | 0 | 0 | 0 | 0 | 0 | 0 | 0 | 2 | 3 | 1 | 0 | .281 |
| Apr 14 | at Vanderbilt | *1b | 6 | 1 | 3 | 3 | 2 | 0 | 0 | 0 | 0 | 0 | 0 | 0 | 0 | 0 | 0 | 8 | 1 | 0 | .291 |
| Apr 16 | ARK - PINE BLUFF | *2b | 4 | 4 | 3 | 0 | 0 | 1 | 0 | 1 | 0 | 0 | 0 | 0 | 0 | 0 | 0 | 1 | 1 | 0 | .304 |
| Apr 18 | MISSISSIPPI ST. | *1b | 2 | 1 | 0 | 0 | 0 | 0 | 0 | 1 | 0 | 0 | 0 | 1 | 0 | 0 | 0 | 9 | 0 | 0 | .300 |
| Apr 19 | MISSISSIPPI ST. | *1b | 3 | 3 | 0 | 0 | 0 | 0 | 0 | 3 | 0 | 0 | 0 | 0 | 0 | 0 | 1 | 9 | 1 | 0 | .294 |
| Apr 20 | MISSISSIPPI ST. | *1b | 4 | 1 | 1 | 1 | 1 | 0 | 0 | 1 | 0 | 0 | 0 | 0 | 0 | 0 | 0 | 12 | 1 | 0 | .293 |
| Apr 23 | NORTHWESTERN ST. | *2b | 3 | 2 | 0 | 1 | 0 | 0 | 0 | 1 | 0 | 0 | 1 | 0 | 1 | 0 | 1 | 2 | 1 | 0 | .287 |
| Apr 24 | NORTHWESTERN ST. | *1b | 3 | 1 | 2 | 0 | 0 | 0 | 0 | 2 | 1 | 0 | 0 | 0 | 0 | 0 | 0 | 12 | 0 | 0 | .294 |
| Apr 26 | TENNESSEE | *1b | 5 | 2 | 3 | 1 | 0 | 0 | 1 | 0 | 1 | 0 | 0 | 0 | 0 | 1 | 0 | 6 | 0 | 0 | .304 |
| Apr 27 | TENNESSEE | *1b | 5 | 3 | 3 | 2 | 1 | 0 | 0 | 1 | 0 | 0 | 0 | 0 | 0 | 0 | 0 | 9 | 0 | 0 | .313 |
| Apr 28 | TENNESSEE | *1b | 4 | 0 | 1 | 0 | 0 | 0 | 0 | 1 | 2 | 0 | 0 | 0 | 0 | 0 | 1 | 12 | 2 | 0 | .311 |
| Apr 30 | GRAMBLING ST. | *2b | 3 | 6 | 3 | 2 | 1 | 0 | 0 | 3 | 1 | 0 | 0 | 0 | 0 | 0 | 0 | 3 | 3 | 0 | .324 |
| May 03 | at Kentucky | *1b | 5 | 1 | 1 | 0 | 1 | 0 | 0 | 0 | 0 | 0 | 0 | 0 | 0 | 0 | 1 | 6 | 0 | 0 | .320 |
| May 05 | at Kentucky-1 | *1b | 3 | 0 | 2 | 2 | 1 | 0 | 0 | 2 | 1 | 0 | 0 | 0 | 0 | 0 | 0 | 3 | 2 | 0 | .326 |
| May 05 | at Kentucky-2 | *1b | 4 | 1 | 2 | 1 | 2 | 0 | 0 | 0 | 0 | 0 | 0 | 0 | 0 | 0 | 2 | 4 | 2 | 0 | .330 |
| May 09 | LSU | *1b | 4 | 2 | 1 | 2 | 0 | 0 | 1 | 1 | 1 | 0 | 0 | 0 | 1 | 0 | 1 | 14 | 0 | 0 | .328 |
| May 10 | LSU | *1b | 4 | 2 | 1 | 0 | 1 | 0 | 0 | 0 | 0 | 0 | 1 | 0 | 0 | 0 | 0 | 6 | 0 | 0 | .326 |
| May 11 | LSU | *1b | 4 | 1 | 1 | 0 | 0 | 0 | 0 | 1 | 1 | 0 | 0 | 0 | 0 | 0 | 2 | 11 | 0 | 0 | .325 |
| May 16 | at Texas A&M | *1b | 5 | 1 | 2 | 3 | 1 | 0 | 1 | 0 | 0 | 0 | 0 | 0 | 0 | 0 | 2 | 8 | 0 | 0 | .327 |
| May 17 | at Texas A&M | *1b/2b | 5 | 0 | 0 | 0 | 0 | 0 | 0 | 0 | 0 | 0 | 0 | 0 | 0 | 0 | 3 | 4 | 0 | 0 | .319 |
| May 18 | at Texas A&M | *1b | 3 | 0 | 0 | 0 | 0 | 0 | 0 | 1 | 0 | 0 | 0 | 0 | 0 | 0 | 2 | 9 | 0 | 0 | .314 |
| May 22 | vs Ole Miss | *1b | 4 | 0 | 1 | 0 | 0 | 0 | 0 | 0 | 0 | 0 | 0 | 0 | 0 | 0 | 0 | 7 | 0 | 0 | .313 |
| May 23 | vs Georgia | *1b | 4 | 0 | 0 | 0 | 0 | 0 | 0 | 0 | 0 | 0 | 0 | 0 | 0 | 0 | 2 | 9 | 0 | 0 | .307 |
| May 24 | vs Ole Miss | *2b/1b | 3 | 1 | 1 | 0 | 0 | 0 | 0 | 2 | 1 | 0 | 0 | 0 | 0 | 0 | 2 | 3 | 1 | 0 | .307 |
| Totals | | 58gs | 218 | 64 | 67 | 41 | 19 | 2 | 8 | 47 | 18 | 1 | 3 | 6 | 4 | 3 | 51 | 424 | 36 | 2 | .307 |

On base pct. .430 • Slugging pct. .523



|| INDIVIDUAL GAME-BY-GAME

2019 Arkansas Baseball Individual Game-by-Game for Arkansas (as of May 30, 2019)

#17 Trey Harris - 15 games (All games)

| Date | Opponent | Pos | AB | R | H | RBI | 2B | 3B | HR | BB | SB | CS | HBP | SAC | SF | GDP | K | PO | A | E | Avg |
|--------|-------------------|-------|----|---|---|-----|----|----|----|----|----|----|-----|-----|----|-----|---|----|---|---|------|
| Feb 27 | MEMPHIS | *dh | 3 | 1 | 0 | 0 | 0 | 0 | 0 | 2 | 0 | 0 | 0 | 0 | 0 | 0 | 0 | 0 | 0 | 0 | .000 |
| Mar 02 | STONY BROOK | *dh | 4 | 2 | 1 | 0 | 0 | 0 | 0 | 0 | 0 | 0 | 1 | 0 | 0 | 0 | 0 | 0 | 0 | 0 | .143 |
| Mar 06 | CHARLOTTE | *dh | 2 | 1 | 1 | 0 | 0 | 0 | 0 | 0 | 0 | 0 | 1 | 1 | 0 | 0 | 0 | 0 | 0 | 0 | .222 |
| Mar 08 | LOUISIANA TECH | ph | 1 | 0 | 1 | 2 | 1 | 0 | 0 | 0 | 0 | 0 | 0 | 0 | 0 | 0 | 0 | 0 | 0 | 0 | .300 |
| Mar 09 | LOUISIANA TECH | *dh | 5 | 0 | 2 | 1 | 1 | 0 | 0 | 0 | 0 | 0 | 0 | 0 | 0 | 0 | 1 | 0 | 0 | 0 | .333 |
| Mar 10 | LOUISIANA TECH | *dh | 3 | 0 | 0 | 0 | 0 | 0 | 0 | 0 | 0 | 0 | 0 | 0 | 0 | 0 | 0 | 0 | 0 | 0 | .278 |
| Mar 12 | WESTERN ILLINOIS | *dh | 2 | 0 | 0 | 0 | 0 | 0 | 0 | 0 | 0 | 0 | 0 | 0 | 0 | 0 | 1 | 0 | 0 | 0 | .250 |
| Mar 13 | WESTERN ILLINOIS | ph | 1 | 0 | 1 | 1 | 0 | 0 | 0 | 0 | 0 | 0 | 0 | 0 | 0 | 0 | 0 | 0 | 0 | 0 | .286 |
| Mar 23 | at Alabama | *dh | 4 | 0 | 1 | 0 | 1 | 0 | 0 | 0 | 0 | 0 | 0 | 0 | 0 | 0 | 0 | 0 | 0 | 0 | .280 |
| Mar 26 | at Missouri State | ph | 1 | 0 | 1 | 1 | 0 | 0 | 0 | 0 | 0 | 0 | 0 | 0 | 0 | 0 | 0 | 0 | 0 | 0 | .308 |
| Apr 02 | LITTLE ROCK | ph | 1 | 0 | 0 | 0 | 0 | 0 | 0 | 0 | 0 | 0 | 0 | 0 | 0 | 0 | 1 | 0 | 0 | 0 | .296 |
| Apr 05 | at Auburn-2 | *dh | 2 | 0 | 0 | 0 | 0 | 0 | 0 | 0 | 0 | 0 | 0 | 0 | 0 | 0 | 1 | 0 | 0 | 0 | .276 |
| Apr 16 | ARK.-PINE BLUFF | ph/of | 2 | 0 | 0 | 0 | 0 | 0 | 0 | 0 | 0 | 0 | 0 | 0 | 0 | 0 | 0 | 0 | 0 | 0 | .258 |
| Apr 23 | NORTHWESTERN ST. | of | 1 | 1 | 1 | 0 | 0 | 0 | 0 | 0 | 0 | 0 | 0 | 0 | 0 | 0 | 0 | 1 | 0 | 1 | .281 |
| Apr 30 | GRAMBLING ST. | *dh | 3 | 0 | 0 | 1 | 0 | 0 | 0 | 1 | 0 | 0 | 0 | 0 | 1 | 0 | 2 | 0 | 0 | 0 | .257 |
| Totals | | 9gs | 35 | 5 | 9 | 6 | 3 | 0 | 0 | 3 | 0 | 0 | 2 | 1 | 1 | 0 | 6 | 1 | 0 | 1 | .257 |

On base pct. .341 • Slugging pct. .343

#48 Zack Plunkett - 25 games (All games)

| Date | Opponent | Pos | AB | R | H | RBI | 2B | 3B | HR | BB | SB | CS | HBP | SAC | SF | GDP | K | PO | A | E | Avg |
|--------|--------------------|------|----|----|----|-----|----|----|----|----|----|----|-----|-----|----|-----|----|-----|----|---|------|
| Feb 16 | EASTERN ILLINOIS-2 | *c | 5 | 1 | 2 | 1 | 1 | 0 | 0 | 0 | 0 | 0 | 0 | 0 | 0 | 0 | 3 | 11 | 1 | 0 | .400 |
| Feb 23 | at USC | *c | 3 | 0 | 1 | 0 | 0 | 0 | 0 | 0 | 0 | 0 | 0 | 0 | 0 | 0 | 1 | 3 | 1 | 0 | .375 |
| Feb 27 | MEMPHIS | *c | 2 | 0 | 0 | 0 | 0 | 0 | 0 | 0 | 0 | 0 | 0 | 0 | 0 | 0 | 0 | 6 | 1 | 0 | .300 |
| Mar 01 | STONY BROOK-2 | *c | 3 | 0 | 0 | 0 | 0 | 0 | 0 | 1 | 0 | 0 | 0 | 0 | 0 | 0 | 1 | 11 | 0 | 1 | .231 |
| Mar 02 | STONY BROOK | c | 0 | 0 | 0 | 0 | 0 | 0 | 0 | 1 | 0 | 0 | 0 | 0 | 0 | 0 | 0 | 3 | 0 | 0 | .231 |
| Mar 06 | CHARLOTTE | ph/c | 0 | 0 | 0 | 0 | 0 | 0 | 0 | 0 | 0 | 0 | 1 | 0 | 0 | 0 | 0 | 2 | 1 | 0 | .231 |
| Mar 09 | LOUISIANA TECH | *c | 4 | 1 | 1 | 2 | 0 | 0 | 1 | 0 | 0 | 0 | 0 | 0 | 1 | 0 | 2 | 8 | 0 | 0 | .235 |
| Mar 13 | WESTERN ILLINOIS | *c | 3 | 2 | 0 | 0 | 0 | 0 | 0 | 1 | 0 | 0 | 1 | 0 | 0 | 0 | 0 | 9 | 1 | 0 | .200 |
| Mar 20 | at Texas | *c | 2 | 0 | 1 | 1 | 0 | 0 | 0 | 1 | 0 | 0 | 0 | 1 | 0 | 0 | 1 | 6 | 0 | 1 | .227 |
| Mar 22 | at Alabama | ph/c | 0 | 1 | 0 | 0 | 0 | 0 | 0 | 0 | 0 | 0 | 1 | 0 | 0 | 0 | 0 | 1 | 0 | 0 | .227 |
| Mar 23 | at Alabama | c | 1 | 0 | 0 | 0 | 0 | 0 | 0 | 0 | 0 | 0 | 0 | 0 | 0 | 0 | 1 | 0 | 0 | 0 | .217 |
| Mar 26 | at Missouri State | *c | 2 | 0 | 1 | 0 | 0 | 0 | 0 | 0 | 0 | 0 | 0 | 0 | 0 | 0 | 1 | 6 | 0 | 0 | .240 |
| Apr 02 | LITTLE ROCK | *c | 0 | 1 | 0 | 1 | 0 | 0 | 0 | 2 | 0 | 0 | 1 | 0 | 1 | 0 | 0 | 8 | 0 | 0 | .240 |
| Apr 05 | at Auburn-2 | *c | 1 | 0 | 0 | 0 | 0 | 0 | 0 | 2 | 0 | 0 | 0 | 0 | 0 | 0 | 1 | 1 | 2 | 0 | .231 |
| Apr 09 | ORAL ROBERTS | *c | 0 | 1 | 0 | 0 | 0 | 0 | 0 | 3 | 0 | 0 | 0 | 0 | 0 | 0 | 0 | 3 | 0 | 0 | .231 |
| Apr 13 | at Vanderbilt | c | 2 | 1 | 1 | 0 | 0 | 0 | 0 | 0 | 0 | 0 | 0 | 0 | 0 | 0 | 0 | 5 | 0 | 0 | .250 |
| Apr 16 | ARK.-PINE BLUFF | *c | 3 | 1 | 0 | 0 | 0 | 0 | 0 | 1 | 0 | 0 | 0 | 0 | 0 | 0 | 2 | 8 | 3 | 0 | .226 |
| Apr 23 | NORTHWESTERN ST. | *c | 4 | 1 | 3 | 1 | 3 | 0 | 2 | 0 | 0 | 0 | 0 | 0 | 0 | 0 | 0 | 8 | 0 | 0 | .286 |
| Apr 24 | NORTHWESTERN ST. | *c | 2 | 0 | 0 | 0 | 0 | 0 | 0 | 0 | 0 | 0 | 0 | 0 | 0 | 0 | 1 | 3 | 1 | 1 | .270 |
| Apr 27 | TENNESSEE | c | 1 | 1 | 1 | 0 | 1 | 0 | 0 | 0 | 0 | 0 | 0 | 0 | 0 | 0 | 0 | 2 | 1 | 0 | .289 |
| Apr 30 | GRAMBLING ST. | *c | 4 | 1 | 1 | 3 | 0 | 0 | 1 | 1 | 0 | 0 | 0 | 0 | 0 | 0 | 3 | 14 | 1 | 1 | .286 |
| May 09 | LSU | ph/c | 1 | 0 | 0 | 0 | 0 | 0 | 0 | 0 | 0 | 0 | 0 | 0 | 0 | 0 | 0 | 0 | 1 | 0 | .279 |
| May 18 | at Texas A&M | ph | 1 | 0 | 0 | 0 | 0 | 0 | 0 | 0 | 0 | 0 | 0 | 0 | 0 | 0 | 1 | 0 | 0 | 0 | .273 |
| May 23 | vs Georgia | ph | 1 | 0 | 1 | 0 | 0 | 0 | 0 | 0 | 0 | 0 | 0 | 0 | 0 | 0 | 0 | 0 | 0 | 0 | .289 |
| May 24 | vs Ole Miss | *c | 4 | 0 | 0 | 0 | 0 | 0 | 0 | 0 | 0 | 0 | 0 | 0 | 0 | 0 | 0 | 3 | 2 | 0 | .265 |
| Totals | | 16gs | 49 | 12 | 13 | 9 | 5 | 0 | 2 | 15 | 0 | 0 | 4 | 1 | 2 | 0 | 18 | 121 | 16 | 4 | .265 |

On base pct. .457 • Slugging pct. .490



QUICK FACTS

GENERAL INFORMATION

Location..... Fayetteville, Arkansas
 Founded.....1871
 Enrollment.....27,558
 Nickname.....Razorbacks
 School Colors.....Cardinal (PMS 201) and White
 Conference.....Southeastern (Western Division)
 System President.....Dr. Donald R. Bobbitt (Arkansas, 1980)
 Chancellor.....Dr. Joseph E. Steinmetz (Central Michigan, 1977)
 Athletic Director.....Hunter Yurachek (Guilford College, 1990)
 Faculty Athletic Rep.....Gerald Jordan (Arkansas, 1970)
 Athletics Website.....ArkansasRazorbacks.com
 Ticket Office Phone.....1-800-982-HOGS
 Athletic Department Phone.....(479) 575-6533

COACHING STAFF

Head Coach.....Dave Van Horn (Arkansas, 1988)
 Record at Arkansas.....643-364 (16 seasons, .639)
 Overall Division I Record.....963-521 (24 seasons, .649)
 Overall as a Head Coach.....1,228-604 (30 seasons, .670)
 Van Horn's DI Postseason App. (Total/at UA).....19/15
 Van Horn's College World Series Appearances.....7
 (Neb: 2001, 2002; Ark: 2004, 2009, 2012, 2015, 2018)
 Hitting Coach/Recruiting Coordinator.....
Nate Thompson (Dallas Baptist, 2006)
 Pitching Coach.....Matt Hobbs (Missouri, 2002)
 Volunteer Assistant Coach.....Taylor Smart (Tennessee, 2017)
 Student Asst. Coach.....Jared Gates
Harrison Heffley
 Dir. of Baseball Operations.....Clay Goodwin (Arkansas, 2005)
 Athletic Trainer.....Corey Wood (East Carolina, 2008)
 Strength & Conditioning...Blaine Kinsley (Lenoir-Rhyne, 2010)
 Director of Video and Scouting.....Zach Barr
 Graduate Managers.....Doug Willey, Phil Cebuhar
 Managers.....Sean O'Neil
Cale Petrie
Hayden Sutton
Chandler Tolbert

HISTORY

Years of Varsity Baseball at Arkansas.....96
 (1897, 1901-03, 05, 08-16, 19-20, 22-29, 47-18)
 All-Time Program Record.....2,196-1,384-6 (.612)
 All-Time Conference Record/Years.....SEC: 397-383 (.509)/27
 SWC: 264-205 (.563)/24
 Combined: 661-588 (.529)/51
 Conference Titles/Years.....SEC Overall: 2/1999, 2004
 SEC Western Division: 4/1999, 2004, 2007, 2011, 2018
 SWC: 2/1989, 1990
 Conference Tournament Record/Years.....SEC: 33-40 (.452)/23
 SWC: 18-25 (.419)/14
 Combined: 51-65 (.440)/37
 Conference Tournament Titles/Years.....SEC: None
 SWC: 1/1985
 NCAA Postseason Appearances.....30
 (1973, 79-80, 83, 85-90, 95-96, 98-99, 2002-15, 2017, 2018)
 NCAA Postseason Record.....83-66 (.557)
 College World Series Appearances.....9
 (1979, 1985, 1987, 1989, 2004, 2009, 2012, 2015, 2018)
 College World Series Record.....15-18 (.455)
 NCAA Super Regional Appearances.....7
(2002, 2004, 2009, 2010, 2012, 2015, 2018)
 NCAA Super Regional Record.....11-7 (.600)
 NCAA Regional Appearances.....29
 NCAA Regional Record.....57-41 (.568)
 Overall NCAA Regional Hosts.....7 (1999, 2004, 2006, 2007, 2010,
 2017, 2018)
 Best NCAA Finish.....1979 and 2018 National Runner-up

GAME CREDENTIALS

Members of the media should contact John Thomas to request individual game credentials for Razorback home games. Credential requests should be made no later than noon (CT) the day before the scheduled contest and should be directed by e-mail to John Thomas. Credential requests for away games should be made to the communications contact of the home team. Only fully accredited personnel directly involved in the coverage of the game will be admitted. Credentials are non-transferable.

INTERVIEW POLICIES

Please direct all requests for interviews with coaches and players to John Thomas. For home SEC weekends, Coach Dave Van Horn will hold his weekly press conference on Thursday with players and assistant coaches available following Thursday's practice. On road SEC weekends, Coach Van Horn will hold his weekly press conference on Wednesday with players and assistant coaches available following Wednesday's practice. Players are not available for interviews on gamedays, except for post-game interviews. Post-game press conferences are held in the indoor Pitching Development Center located down the third base line. Coach Van Horn and two or three most requested Razorback players will address the media. In the event of a doubleheader, the only Arkansas player available between games for interviews is the starting pitcher of game one. The Arkansas clubhouse is off limits to the media at all times.

E-MAIL UPDATES

Members of the media may request to be added to the Arkansas communications baseball e-mail group. Subscribers will receive game notes, game stories and other information. To subscribe, send a request to John Thomas. Please identify yourself and your organization in your request as this service is only available to members of the media.

GAMEDAY MEDIA SERVICES

The Arkansas communications staff provides scorecards, rosters, updated statistics and results for each team in the Baum Stadium press box prior to home games. Box scores, play-by-play and any postgame notes are disseminated approximately 10 minutes after the conclusion of the game. An Associated Press-style game story is also produced by the communications office. Members of the media may request these stories be sent to their organization via e-mail by contacting a member of the communications office.

WIRELESS INTERNET

The Baum Stadium press box is equipped with wireless internet for use by the media. Media members should log on to the "UARK Media" network by using a password that will be provided at the stadium.

GAMEDAY LIVE STATS

Live in-game stats will be provided at <http://arkansas.statbroadcast.com>.

FACILITIES/PARKING

The Arkansas baseball team conducts all games at Baum-Walker Stadium at George Cole Field. Baum Stadium is located just off Razorback Road south of Martin Luther King, Jr., Boulevard. There is space for media parking on game day. Only cars with a parking credential will be allowed access to the parking lot.

PHOTOGRAPHERS

No cameras are allowed on the Baum Stadium playing surface during games. Photographers are encouraged to use the photo wells at the end of each dugout and behind home plate.

ARKANSAS ATHLETIC COMMUNICATIONS

The University of Arkansas athletic communications office is located on the main floor of Bud Walton Arena behind the Hog Heaven Store with office hours from 8 a.m. to 5 p.m., Monday through Friday. You can often reach us at Bud Walton after hours, but if not, please leave a message on our voice mail system.

Office: 479-575-2751 | Cell: 479-313-2564

Fax: 479-575-7481 | Press Row: 479-575-6622

Mailing Address

Razorbacks Communications

P.O. Box 7777


Fayetteville, AR 72702-7777



| | Opponent | Score | WP | LP | SV | Attend | Time |
|-----------------|-----------------------|------------------|---------------------|-----------------------|--------------------|--------|------|
| FEBRUARY | | | | | | | |
| 16 | Eastern Illinois-1 | W, 15-7 | I. Campbell (1-0) | T. Jones (0-1) | -- | -- | 3:11 |
| | Eastern Illinois-2 | W, 12-3 | K. Ramage (1-0) | M. YaSenka (0-1) | -- | 8838 | 3:10 |
| 17 | Eastern Illinois | W, 3-2 | M. Cronin (1-0) | B. Malatestinic (0-1) | -- | 7382 | 2:49 |
| 21 | at USC | W, 6-3 | K. Ramage (2-0) | Q. Longrie (0-1) | M. Cronin (1) | 377 | 3:28 |
| 22 | at USC | W, 8-6 | I. Campbell (2-0) | K. Hurt (0-1) | M. Cronin (2) | 994 | 2:52 |
| 23 | at USC | L, 6-4 (10 inn.) | C. Clarke (2-0) | M. Denton (0-1) | -- | 799 | 3:19 |
| 27 | Memphis | W, 10-3 | Z. Vermillion (1-0) | D. Denz (0-1) | -- | 6990 | 3:10 |
| MARCH | | | | | | | |
| 1 | Stony Brook-1 | W, 3-1 | I. Campbell (3-0) | G. Marino (1-2) | M. Cronin (3) | -- | 2:17 |
| | Stony Brook-2 | W, 4-3 | K. Ramage (3-0) | B. Herrmann (1-1) | J. Kostyshock (1) | 7234 | 2:42 |
| 3 | Stony Brook | W, 15-7 | Z. Vermillion (2-0) | N. DeGennaro (0-1) | -- | 8117 | 3:35 |
| 5 | Charlotte | | | CANCELLED | | | . |
| 6 | Charlotte | W, 9-2 | P. Wicklander (1-1) | R. Czanstkowski (0-1) | -- | 6976 | 2:45 |
| 8 | Louisiana Tech | W, 4-2 | K. Kopps (1-0) | K. Griffen (2-2) | M. Cronin (4) | 8246 | 3:05 |
| 9 | Louisiana Tech | L, 12-7 | J. Kostyshock (0-1) | L. Robbins (1-0) | B. Smith (2) | 9272 | 3:36 |
| 10 | Louisiana Tech | W, 11-0 | C. Scroggins (1-0) | L. Bailey (1-2) | -- | 7572 | 3:03 |
| 12 | Western Illinois | W, 8-0 | P. Wicklander (2-1) | A. Dorethy (0-3) | -- | 6926 | 2:45 |
| 13 | Western Illinois | W, 11-1 (8 inn.) | M. Denton (1-1) | J. Foy (0-3) | -- | 6869 | 3:13 |
| 15 | Missouri* | W, 2-0 | I. Campbell (4-0) | J. Cantleberry (2-1) | M. Cronin (5) | 8150 | 2:37 |
| 16 | Missouri* | W, 4-3 | K. Ramage (4-0) | TJ Sikkema (2-1) | M. Cronin (6) | 9521 | 2:39 |
| 17 | Missouri* | W, 3-2 | J. Kostyshock (1-1) | C. Dulle (1-2) | -- | 9281 | 2:28 |
| 19 | at #9 Texas | W, 11-4 | K. Ramage (5-0) | J. Neely (0-1) | -- | 6208 | 2:39 |
| 20 | at #9 Texas | L, 7-6 | T. Stevens (2-1) | E. Trest (0-1) | C. Quintanilla (4) | 6260 | 3:53 |
| 22 | at Alabama* | W, 12-3 | I. Campbell (5-0) | S. Finnerty (4-2) | -- | 4060 | 2:50 |
| 23 | at Alabama* | L, 10-0 | B. Love (3-0) | C. Noland (0-1) | -- | 4317 | 2:45 |
| 24 | at Alabama* | W, 10-2 | C. Scroggins (2-0) | W. Freeman (2-2) | -- | 3687 | 2:58 |
| 26 | at Missouri St. | W, 8-2 | Z. Vermillion (3-0) | H. Juenger (0-2) | -- | 2457 | 3:12 |
| 29 | #21 Ole Miss* | W, 5-3 | I. Campbell (6-0) | W. Ethridge (4-2) | M. Cronin (7) | 10251 | 3:03 |
| 30 | #21 Ole Miss* | L, 4-3 | A. Miller (2-0) | K. Kopps (1-1) | P. Caracci (6) | 9642 | 2:51 |
| 31 | #21 Ole Miss* | L, 10-5 | Z. Phillips (3-1) | K. Kopps (1-2) | T. Myers (1) | 8433 | 3:39 |
| APRIL | | | | | | | |
| 2 | Little Rock | W, 17-7 | T. Gordon (2-1) | K. Ramage (5-1) | E. Daily (1) | 7956 | 4:10 |
| 5 | at #15 Auburn-1* | L, 6-3 | E. Anderson (5-0) | K. Kopps (1-3) | C. Greenhill (7) | -- | 2:50 |
| | at #15 Auburn-2* | W, 9-6 (15 inn.) | K. Kopps (2-3) | C. Skipper (3-2) | -- | -- | 5:40 |
| 6 | at #15 Auburn* | W, 8-0 | P. Wicklander (3-1) | R. Fitts (2-1) | Z. Vermillion (1) | 3731 | 3:08 |
| 9 | Oral Roberts | W, 15-8 | K. Ramage (6-1) | L. Odom (0-3) | -- | 8723 | 4:00 |
| 12 | at #6 Vanderbilt* | L, 3-2 | D. Fellows (7-0) | I. Campbell (6-1) | T. Brown (7) | 3465 | 2:24 |
| 13 | at #6 Vanderbilt* | L, 12-2 | K. Rocker (3-4) | C. Noland (0-32) | -- | 3305 | 2:27 |
| 14 | at #6 Vanderbilt* | W, 14-12 | Z. Vermillion (4-0) | T. Brown (1-1) | M. Denton (1) | 3488 | 4:01 |
| 16 | Arkansas-Pine Bluff | W, 16-4 (7 inn.) | C. Noland (1-2) | C. Benoit (0-6) | -- | 7805 | 2:50 |
| 18 | #2 Mississippi State* | W, 5-3 | I. Campbell (7-1) | E. Small (4-1) | M. Cronin (8) | 8338 | 2:50 |
| 19 | #2 Mississippi State* | W, 12-5 | K. Kopps (3-3) | P. Plumlee (2-3) | -- | 9573 | 3:58 |
| 20 | #2 Mississippi State* | W, 10-2 | C. Noland (2-2) | J. Ginn (7-2) | -- | 11087 | 2:58 |
| 23 | Northwestern State | W, 19-2 | K. Ramage (7-1) | K. Swanson (0-2) | -- | 7659 | 3:07 |
| 24 | Northwestern State | L, 10-7 | D. Hodo (1-2) | L. Henry (0-1) | T. Pigott (2) | 7626 | 3:26 |
| 26 | #18 Tennessee* | W, 11-9 | K. Kopps (4-3) | A. Schultz (2-1) | M. Cronin (9) | 11787 | 3:45 |
| 27 | #18 Tennessee* | W, 15-3 | P. Wicklander (4-1) | G. Stallings (7-3) | -- | 11594 | 2:57 |
| 28 | #18 Tennessee* | W, 4-3 (10 inn.) | E. Trest (1-1) | R. Walsh (0-1) | -- | 9419 | 3:07 |
| 30 | Grambling State | W, 17-3 | M. Denton (2-0) | D. Matthews (0-2) | -- | 10463 | 3:31 |
| MAY | | | | | | | |
| 3 | at Kentucky-1* | W, 5-2 | I. Campbell (8-1) | J. Ramsey (2-5) | M. Cronin (10) | 4225 | 3:10 |
| | at Kentucky-2* | W, 9-1 | P. Wicklander (5-1) | D. Marsh (3-2) | -- | -- | 2:50 |
| 5 | at Kentucky* | L, 4-3 | Z. Thompson (5-1) | C. Noland (2-3) | C. Coleman (4) | 3749 | 2:07 |
| 9 | #15 LSU* | W, 14-4 | I. Campbell (9-1) | M. Hilliard (0-3) | -- | 9220 | 3:07 |
| 10 | #15 LSU* | W, 11-6 | K. Kopps (5-3) | Z. Hess (3-4) | -- | 11714 | 3:27 |
| 11 | #15 LSU* | L, 3-2 | T. Peterson (4-2) | J. Kostyshock (1-2) | -- | 11037 | 2:47 |
| 16 | at #17 Texas A&M* | W, 7-3 | I. Campbell (10-1) | C. Weber (4-1) | -- | 4639 | 3:08 |
| 17 | at #17 Texas A&M* | L, 6-2 | J. Doxakis (7-3) | P. Wicklander (5-2) | -- | 5438 | 2:55 |
| 18 | at #17 Texas A&M* | L, 6-1 | C. Roa (3-2) | C. Noland (2-4) | -- | 5550 | 2:32 |
| 22 | vs. Ole Miss | W, 5-3 | K. Kopps (6-3) | Z. Phillips (4-3) | M. Cronin (11) | 5264 | 2:50 |
| 23 | vs. Georgia | L, 3-1 | R. Webb (1-0) | J. Kostyshock (1-3) | A. Schunk (12) | -- | 2:37 |
| 24 | vs. Ole Miss | L, 3-2 | A. Miller (5-2) | Z. Vermillion (4-1) | P. Caracci (10) | -- | 2:41 |




ZACK GREGORY
Fr. • 5-10 • 175 • L/R
INF • Keller, Texas



TREVOR EZELL
R-Sr. • 5-8 • 200 • S/R
INF • Bryant, Ark.




JACOB NESBIT
R-Fr. • 6-0 • 170 • R/R
INF • Coppell, Texas



JACK KENLEY
Jr. • 6-0 • 180 • L/R
INF • Germantown, Tenn.



JORDAN MCFARLAND
Jr. • 6-3 • 210 • R/R
INF/OF • Waterloo, Ill.



MATT GOODHEART
So. • 6-1 • 180 • L/R
INF/OF • Magnolia, Ark.




CASEY OPITZ
So. • 5-11 • 175 • S/R
C/UTL • Centennial, Colo.



CONNOR NOLAND
Fr. • 6-2 • 215 • R/R
RHP • Greenwood, Ark.




CALEB DENNY
Fr. • 6-2 • 180 • L/R
INF • Owasso, Okla.




CASEY MARTIN
So. • 5-11 • 175 • R/R
INF • Lonoke, Ark.




ANDREW STANLEY
Fr. • 5-9 • 180 • R/R
C • Searcy, Ark.



TREY HARRIS
Fr. • 5-10 • 165 • R/R
OF • Little Rock, Ark.




HESTON KJERSTAD
So. • 6-3 • 200 • L/R
OF • Amarillo, Texas



COBY BOULWARE
So. • 5-9 • 170 • R/R
INF • Anthem, Ariz.




ELIJAH TREST
Fr. • 6-3 • 205 • L/R
RHP • White Oak, Texas



JACOB BURTON
Fr. • 6-0 • 195 • R/R
RHP • Diana, Texas




CURTIS WASHINGTON, JR.
Fr. • 6-2 • 175 • R/R
OF/INF • West Memphis, Ark.



DOMINIC FLETCHER
Jr. • 5-9 • 175 • L/L
OF • Cypress, Calif.




CHRISTIAN FRANKLIN
Fr. • 5-11 • 180 • R/R
OF • Overland Park, Kan.




TRAVIS HESTER
Fr. • 6-2 • 195 • R/R
RHP • College Station, Texas



DILLON LIFRIERI
Fr. • 6-0 • 190 • R/R
OF/INF • Wilton, Conn.



KOLE RAMAGE
So. • 6-1 • 195 • R/R
RHP • Southlake, Texas



MARSHALL DENTON
R-So. • 5-11 • 165 • R/R
RHP • Beebe, Ark.



CALEB BOLDEN
So. • 6-2 • 185 • R/R
RHP • Texarkana, Texas



MATT CRONIN
Jr. • 6-2 • 210 • L/L
LHP • Navarre, Fla.




PATRICK WICKLANDER
Fr. • 6-1 • 180 • R/L
LHP • San Jose, Calif.



STEVEN SANCHEZ
Fr. • 6-7 • 250 • L/L
LHP • Mundelein, Ill.




JACOB KOSTYSHOCK
Jr. • 6-4 • 175 • R/R
RHP • O'Fallon, Mo.



CADEN MONKE
Fr. • 6-3 • 160 • L/L
LHP • Mt. Olive, Ill.



EVAN TAYLOR
Fr. • 6-4 • 235 • L/L
LHP • Florence, Ala.



COLLIN TAYLOR
R-So. • 5-11 • 220 • R/R
RHP • Florence, Ala.



KEVIN KOPPS
R-Jr. • 6-0 • 200 • R/R
RHP • Sugar Land, Texas




CARTER SELLS
Fr. • 6-0 • 190 • R/R
RHP • Brentwood, Tenn.



ZACK PLUNKETT
R-Sr. • 6-2 • 230 • R/R
C • Hurst, Texas




LIAM HENRY
Fr. • 6-2 • 175 • L/L
LHP • Kansas City, Mo.



WILL BARKER
Fr. • 6-2 • 180 • R/R
RHP • Sherwood, Ark.



ISAIAH CAMPBELL
R-Jr. • 6-4 • 235 • R/R
RHP • Olathe, Kan.




CODY SCROGGINS
R-Jr. • 6-0 • 185 • R/R
RHP • Bentonville, Ark.




ZEBULON VERMILLION
So. • 6-4 • 210 • L/R
RHP • Prairie Village, Kan.



DAVE VAN HORN
Head Coach
17th Season



NATE THOMPSON
Assistant Coach
2nd Season




MATT HOBBS
Assistant Coach
1st Season




TAYLOR SMART
Volunteer Assistant
1st Season



CLAY GOODWIN
Dir. of Operations
12th Season



JARED GATES
Student Assistant
1st Season



HARRISON HEFFLEY
Student Assistant
2nd Season