



# ARKANSAS Baseball Game Notes

9 College World Series Appearances • 8 NCAA Super Regional Appearances  
31 NCAA Tournament Appearances • 2 SEC Regular Season Titles • 6 SEC Western Division Titles

## '19 SCHEDULE & RESULTS

### FEBRUARY

16	EASTERN ILLINOIS (DH) (SECN+)	W, 15-7
	EASTERN ILLINOIS (DH) (SECN+)	W, 12-3
17	EASTERN ILLINOIS (SECN+)	W, 3-2
21	at USC (PAC-12+)	W, 6-3
22	at USC (PAC-12+)	W, 8-6
23	at USC (PAC-12+)	L, 6-4 (10 inn.)
27	MEMPHIS (SECN+)	W, 10-3

### MARCH

1	STONY BROOK (DH) (SECN+)	W, 3-1
	STONY BROOK (DH) (SECN+)	W, 4-3
3	STONY BROOK (SECN+)	W, 15-7
5	CHARLOTTE	CANCELLED
6	CHARLOTTE (SECN+)	W, 9-2
8	LOUISIANA TECH (SECN+)	W, 4-2
9	LOUISIANA TECH (SECN+)	L, 12-7
10	LOUISIANA TECH (SECN+)	W, 11-0
12	WESTERN ILLINOIS (SECN+)	W, 8-0
13	WESTERN ILLINOIS (SECN+)	W, 11-1 (8 inn.)
15	MISSOURI* (SECN+)	W, 2-0
16	MISSOURI* (SECN+)	W, 4-3
17	MISSOURI* (SECN+)	W, 3-2
19	at #9 Texas (Longhorn Network)	W, 11-4
20	at #9 Texas (Longhorn Network)	L, 7-6
22	at Alabama* (SECN+)	W, 12-3
23	at Alabama* (SECN+)	L, 10-0
24	at Alabama* (SECN+)	W, 10-2
26	at Missouri State (ESPN+)	W, 8-2
29	#21 OLE MISS* (ESPN+)	W, 5-3
30	#21 OLE MISS* (SEC Network)	L, 4-3
31	#21 OLE MISS* (SECN+)	L, 10-5

### APRIL

2	LITTLE ROCK (SECN+)	L, 17-7
4	at #15 Auburn* (ESPN+)	L, 6-3
5	at #15 Auburn* (SECN+)	W, 9-6 (15 inn.)
6	at #15 Auburn* (SECN+)	W, 8-0
9	ORAL ROBERTS (SECN+)	W, 15-8
12	at #6 Vanderbilt* (SEC Network)	L, 3-2
13	at #6 Vanderbilt* (SECN+)	L, 12-2
14	at #6 Vanderbilt* (SECN+)	W, 14-12
16	ARKANSAS-PINE BLUFF (SECN+)	W, 14-6
18	#2 MISSISSIPPI STATE* (ESPN+)	W, 5-3
19	#2 MISSISSIPPI STATE* (SECN+)	W, 12-5
20	#2 MISSISSIPPI STATE* (SECN+)	W, 10-2
23	NORTHWESTERN STATE (SECN+)	W, 19-2
24	NORTHWESTERN STATE (SECN+)	L, 10-7
26	#18 TENNESSEE* (SECN+)	W, 11-9
27	#18 TENNESSEE* (SECN+)	W, 15-3
28	#18 TENNESSEE* (SEC Network)	W, 4-3 (10 inn.)
30	vs. Grambling State (NLR, Ark.)	W, 17-3

### MAY

3	at Kentucky* (SECN+)	W, 5-2
5	at Kentucky* (DH) (SECN+)	W, 9-1 (7 inn.)
	at Kentucky* (DH) (SECN+)	L, 4-3 (7 inn.)
9	#15 LSU* (ESPN+)	W, 14-4
10	#15 LSU* (SECN+)	W, 11-6
11	#15 LSU* (ESPN2)	L, 3-2
16	at #17 Texas A&M* (SECN+)	W, 7-2
17	at #17 Texas A&M* (SECN+)	L, 6-2
18	at #17 Texas A&M* (SECN+)	L, 6-1
22	vs. 7-seed Ole Miss (SEC Network)@	W, 5-3
23	vs. 3-seed Georgia (SEC Network)@	L, 3-1
24	vs. 7-seed Ole Miss (SEC Network)@	L, 3-2
31	vs. CENTRAL CONNECTICUT (ESPN3)^	W, 11-5

### JUNE

1	vs. TCU (ESPN3)^	W, 3-1
2	vs. TCU (ESPN+)^	W, 6-0
8	vs. OLE MISS (ESPN)#	11 a.m.
9	vs. OLE MISS (ESPN+)^	2 p.m.
10	vs. OLE MISS (ESPN2)#	3 p.m.
June 14-27	College World Series (Omaha, Neb.)	

All times Central; Home game in BOLD; \* - SEC Game

@ - SEC Tournament (Hoover, Ala.); ^ - NCAA Regional (Fayetteville, Ark.)

# - NCAA Super Regional (Fayetteville, Ark.)

## JUNE 8 - 10 vs. OLE MISS (NCAA SUPER REGIONAL) | FAYETTEVILLE, ARK.



### 12-SEED OLE MISS REBELS

Record	40-25 (16-14 SEC)
Ranking	14
Last Season	48-17 (18-12 SEC)
Head Coach	Mike Bianco
Career Record	850-508-1 (22nd Season)
Record at OM	750-437-1 (19th Season)



### 5-SEED ARKANSAS RAZORBACKS

Record	44-17 (20-10 SEC)
Ranking	4
Last Season	48-21 (18-12 SEC)
Head Coach	Dave Van Horn
Career Record	1,272-621 (31st season)
Record at Arkansas	687-381 (17th Season)

## SERIES BY THE NUMBERS (2019 STATS)

OLE MISS	OFFENSE	ARKANSAS	OLE MISS	PITCHING/DEFENSE	ARKANSAS
.284	Batting Avg.	.299	4.23	ERA	3.84
.434	Slugging Pct.	.490	570.1	Innings Pitched	538.2
.393	On-Base Pct.	.397	0	Complete Games	0
109	Doubles	130	17	Saves	15
8	Triples	14	2.66	Strikeout/Walk Ratio	2.59
68	Home Runs	81	.255	Opponent's Avg.	.224
340	Walks	307	52	Errors	66
92-of-114	Stolen Bases/Att.	77-of-92	44	Double Plays	30

All-time Series (since 1982): ARK leads 49-47; Series in Fayetteville: ARK leads 22-21  
Series in Oxford: Ole Miss leads 24-21; Series in Postseason: ARK leads 6-3

### PROBABLE PITCHERS

SAT: ARK RHP Isaiah Campbell (11-1, 2.27 ERA, 108 SO, 19 BB) vs. OM RHP Will Etheridge (7-6, 2.91 ERA, 71 SO, 22 BB)

SUN: ARK TBA vs. OM LHP Doug Nikhazy (8-3, 2.98 ERA, 78 SO, 32 BB)

MON: ARK TBA vs. OM RHP Gunnar Hoglund (3-2, 4.64 ERA, 52 SO, 13 BB)



Arkansas advanced to its eighth NCAA Super Regional last week with a 6-0 win over TCU in the Fayetteville Regional final. The Razorbacks won all three of their games in the regional by a combined score of 20-6 for their eighth regional sweep in school history.

# A || RAZORBACK NOTES PR MLB MAJOR LEAGUE BASEBALL HOGS

## MLB (8)

Name	Years at Arkansas	Club
Brian Anderson	2012-14	Miami
Jalen Beeks	2013-14	Tampa Bay
Andrew Benintendi	2014-15	Boston
Logan Forsythe	2006-08	Texas
James McCann	2009-11	Chicago White Sox
Blake Parker	2004-06	Minnesota
Drew Smyly	2009-10	Texas
Ryne Stanek	2011-13	Tampa Bay

## AAA (3)

Name	Years at Arkansas	Club
D.J. Baxendale	2010-12	Rochester (MIN)
Zach Jackson	2014-16	Buffalo (TOR)
Matt Reynolds	2010-12	Fresno (WAS)

## AA (3)

Name	Years at Arkansas	Club
Chad Spanberger	2015-17	New Hampshire (TOR)
Trevor Stephan	2017	Trenton (NYY)
Andy Wilkins	2008-10	Mississippi (ATL)

## A-Advanced (1)

Name	Years at Arkansas	Club
Jacob Morris	2011-13	Winston-Salem (CWS)

## A (4)

Name	Years at Arkansas	Club
Eric Cole	2016-18	Lexington (KC)
Blaine Knight	2016-18	Delmarva (BAL)
Grant Koch	2016-18	Greensboro (PIT)
Kacey Murphy	2016-18	West Michigan (DET)

## A-Short (1)

Name	Years at Arkansas	Club
Jax Biggers	2017-18	Spokane (CLE)

## Rookie (3)

Name	Years at Arkansas	Club
Evan Lee	2017-18	GCL Nationals (WAS)
Barrett Loseke	2016-18	GCL Yankees East (NYY)
Jake Reindl	2016-18	AZL Cubs (CHC)

## Free Agents (2)

Name	Years at Arkansas	Last Club
Zack Cox	2009-10	Erie (DET)
Dallas Keuchel	2007-09	Houston



In recognition of the extraordinary longtime support of the Walker Family and the Willard and Pat Walker Charitable Foundation, the nation's top collegiate baseball ballpark has been renamed Baum-Walker Stadium at George Cole Field.



Arkansas Friday night starter Isaiah Campbell has been the reason the Hogs have won 12 weekend series opens this season. Campbell has a 11-1 record, which equals the win total Blaine Knight had at this point in the 2018 season. Campbell one of only four SEC pitchers with top-10 totals in ERA (2.27), innings pitched (103.0) and strikeouts (108).

## RAZORBACK PRIME NINE

>> Arkansas is playing in its eighth NCAA Super Regional in school history and hosting for the fourth time. Fayetteville has hosted Super Regionals in 2018 (vs. South Carolina), 2015 (vs. Missouri St.) and 2004 (vs. Florida St.).

>> The Razorbacks won a share of the SEC Western Division title for the second-straight year, finishing with an 20-10 conference record. It's Arkansas' sixth division title in school history and fifth under Dave Van Horn.

>> The Razorbacks swept through the NCAA Fayetteville Regional last week and has won four of their last six games. Over that stretch, the Hogs have a 2.42 ERA and opponents are hitting just .157 against the Razorback pitching staff.

>> Arkansas and Ole Miss have never faced off in the NCAA Tournament, but the Razorbacks have faced SEC opponents nine times in the tournament and are 4-5 in those games.

>> A Super Regional win this weekend over Ole Miss will give Arkansas its 10th College World Series appearance in school history and sixth under head coach Dave Van Horn.

>> Over the last three seasons, Arkansas has had the pleasure of playing 14 NCAA Tournament games at Baum-Walker Stadium. In those 14 games, the Razorbacks have hit .301 as a team and are averaging 6.9 runs per game.

>> Combined last week, Arkansas starters (Campbell, Noland, Wicklander) had a combined 0.99 ERA over 18.1 innings and struck out 17, while walking only 2 for an 8.5 strikeout-to-walk ratio.

>> Isaiah Campbell had his best outing of the year and tie for his best of his career last week, going eight innings against TCU and giving up just one run on four hits with one walk and eight strikeouts. It was his 13th quality start this year.

>> The Razorbacks weren't expected to hit as many home runs as last year's record-setting team (98), but have still set a good pace going into the NCAA Regionals. As a team, Arkansas has hit 81 home runs, which ranks second in the SEC and 11th in the nation.

## 2019 SEC STANDINGS (as of June 6, 2019)

		Conference					Overall			Last 10	Streak
		W	L	T	Win%	GB	W	L	Win%		
EASTERN	Vanderbilt#	23	7	--	.767	--	52	10	.839	10-0	W12
	Georgia	21	9	--	.700	2.0	46	17	.730	7-3	L1
	Tennessee	14	16	--	.467	9.0	40	21	.656	6-4	L1
	Missouri	13	16	1	.450	9.5	34	22	.605	3-7	L5
	Florida	13	17	--	.433	10.0	34	26	.567	5-5	L1
	South Carolina	8	22	--	.267	15.0	28	28	.500	4-6	L1
	Kentucky	7	23	--	.233	16.0	26	29	.473	4-6	L3
WESTERN	Arkansas^	20	10	--	.667	--	44	17	.721	5-5	W3
	Mississippi St.^	20	10	--	.667	--	49	13	.790	7-3	W3
	LSU	17	13	--	.567	3.0	40	24	.625	7-3	W3
	Texas A&M	16	13	1	.550	3.5	39	23	.627	5-5	L1
	Ole Miss	16	14	--	.533	4.0	40	25	.615	8-2	W3
	Auburn	14	16	--	.467	6.0	36	25	.590	6-4	W3
	Alabama	7	23	--	.233	13.0	30	26	.536	4-6	L3



## ARKANSAS BACK IN SUPER REGIONAL FOR SECOND-STRAIGHT YEAR

Solidifying its top-five seed for the second-consecutive year, Arkansas (44-17) will face 12-seed Ole Miss in the NCAA Super Regional. The Hogs are in the tournament for the third-straight year and 31st time in school history. Of its last 17 NCAA Tournament appearances, 16 have come under Dave Van Horn. The Hog skipper has taken the Razorbacks to the College World Series five times (2004, 2009, 2012, 2015, 2018) and the Super Regionals seven times (2004, 2009, 2010, 2012, 2015, 2018, 2019). Last year, Arkansas was one out away from its first national championship in school history, but finished as the national runner-up for the second time in school history (1979).

## DVH BY THE NUMBERS

Head coach Dave Van Horn has advanced to seven College World Series as a head coach and two as a graduate assistant in 1985 and 1987. He's also appeared in nine NCAA Super Regionals and advanced to Omaha seven times. Going back to his years at Nebraska, Van Horn has led his teams to 20 of the last 21 NCAA Tournaments. Van Horn has also won 40 or more games in nine of the last 11 seasons.

## NOT OUR FIRST RODEO

Arkansas is 86-66 (.566) all-time in the NCAA Tournament, including a 11-7 (.611) record in NCAA Super Regionals. The Razorbacks have advanced to the College World Series nine times in its history, most recently in 2018, and appeared in eight Super Regionals.

## RAZORBACKS SWEEP THROUGH FAYETTEVILLE REGIONAL

Arkansas made easy work in its regional last week defeating four-seed Central Connecticut and three-seed TCU twice in consecutive days. The Razorback starting pitching was on point throughout the weekend as the trio of Isaiah Campbell, Connor Noland and Patrick Wicklander combined for a 0.99 ERA over 18.1 innings and struck out 17. Campbell tied his career-best outing, going eight innings with eight strikeouts against the Horned Frogs.

## NOT OUR FIRST RODEO

Arkansas is 85-66 (.557) all-time in the NCAA Tournament, including a 59-41 (.582) record in regional action. The Razorbacks have advanced to the College World Series nine times and have advanced to a Super Regional seven times. Head coach Dave Van Horn has led Arkansas to the NCAA Regional Final in each of his last 10 tournament appearances.

## ARKANSAS TIES SCHOOL RECORD WITH 11 MLB DRAFT PICKS

Arkansas had seven players selected in the 2019 MLB Draft, two coming on the first night. Dominic Fletcher and Isaiah Campbell were both taken in the Competitive Balance B round in back-to-back picks. They are the first Razorbacks taken in one of the first two rounds since Andrew Benintendi was taken seventh overall in the 2015 draft. With the seven picks, Arkansas has had at least one pick in each of the last 45 drafts and head coach Dave Van Horn has had 95 players drafted since he became head coach in 2003.

## 2019 Arkansas MLB Draft Picks

Name	Team	Round	No.
Dominic Fletcher	Arizona	CBB	75
Isaiah Campbell	Seattle	CBB	76
Matt Cronin	Washington	4th	123
Jack Kenley	Detroit	8th	232
Jacob Kostyshock	Colorado	8th	249
Cody Scroggins	Boston	9th	287
Zack Plunkett	Dodgers	20th	611

## TWO YEARS, TWO ACES

In 2018, Blaine Knight put together one of the best seasons by a Razorback pitcher in school history, going a perfect 14-0 and just 35 earned runs allowed in 112.1 innings pitched with 102 strikeouts. Now, in 2019, and with Knight moved on to the pros, redshirt junior Isaiah Campbell has taken the torch as Arkansas' ace and has even better numbers than Knight did going into the NCAA Tournament. Campbell is 11-1 going into this weekend's super regional and pitched a career-high eight innings of one-run ball and struck out eight against TCU.

Category (Entering NCAA Super Regional)	Isaiah Campbell	Blaine Knight
Record	11-1	11-0
ERA	2.27	2.74
Innings	103.0	95.1
Hits	77	79
Runs	34	33
Earned Runs	26	29
Walks	19	22
Strikeouts	108	88
Opponent Batting Average	.207	.224

## SCHOOL RECORD NINE RAZORBACKS SELECTED FOR ALL-SEC

Arkansas led the league with 11 selections on All-SEC Teams. Six of the 12 All-SEC Second Team selections come from Arkansas as Trevor Ezell, Casey Martin, Dominic Fletcher, Heston Kjerstad, Matt Goodheart and Matt Cronin all made the list at their respective positions. On the SEC All-Freshman Team, Christian Franklin, Connor Noland and Patrick Wicklander all earned their first all-conference honors of their career. Finally, Fletcher and Ezell both were named to the SEC All-Defense Team. The 11 selections (nine players) leads all SEC teams and tops last year's previous program record of nine selections. Arkansas was also the only school with multiple players named to the all-freshman team and it was the third year in school history the Hogs have had two or more freshmen named all-conference.

1B Trevor Ezell - All-SEC Second Team, SEC All-Defense

SS Casey Martin - All-SEC Second Team

CF Dominic Fletcher - All-SEC Second Team, SEC All-Defense

RF Heston Kjerstad - All-SEC Second Team

DH Matt Goodheart - All-SEC Second Team

RP Matt Cronin - All-SEC Second Team

SP Connor Noland - SEC All-Freshman Team

SP Patrick Wicklander - SEC All-Freshman Team

LF Christian Franklin - SEC All-Freshman Team

## CAMPBELL FORMS INTO FRIDAY NIGHT ACE

Following the footsteps of All-American Blaine Knight, redshirt junior Isaiah Campbell has, seemingly, transformed into the Friday-night ace for the Hogs this year. Campbell is 11-1 on the year and is sixth in the SEC in strikeouts (108). His 103 innings pitched is the second most among all SEC pitchers and 11 of his last 13 outings have been quality starts.. He also has never walked more than three batters in a start this year.



For the eighth time in school history and the first time in three-consecutive seasons, Baum-Walker Stadium played host to the NCAA Regionals. Arkansas has advanced out of its own regional four times (2004, 2010, 2018, 2019) in its history. This week marks the fourth time Arkansas has ever hosted a Super Regional (2004, 2015, 2018, 2019) and first in back-to-back years. This year, the Hogs are 31-6 at home and have won 13 of their last 15 games at Baum-Walker.





After four years at Southeast Missouri State, redshirt senior Trevor Ezell arrived at Arkansas having not played a single game at first base. Because of his shoulder surgery, he was forced to play nearly every game at first base this year and ended up on the SEC All-Defense Team having only made two errors all season.

## Last 13 Starts (Isaiah Campbell)

Date	Opponent	IP	H	R	ER	BB	SO
March 1	Stony Brook	7.0	3	0	0	1	13
March 8	Louisiana Tech	6.0	7	2	2	0	10
March 15	Missouri	7.0	2	0	0	1	11
March 22	at Alabama	7.0	5	0	0	1	7
March 29	No. 21 Ole Miss	7.0	4	2	2	2	5
April 5	at No. 15 Auburn	6.2	7	3	3	3	3
April 12	at No. 6 Vanderbilt	7.2	6	3	3	0	9
April 18	No. 2 Miss. State	7.2	5	2	2	0	10
April 26	No. 18 Tennessee	4.2	6	7	3	3	3
May 3	at Kentucky	7.0	5	1	1	0	6
May 9	No. 15 LSU	6.0	4	2	2	1	4
May 16	at No. 17 Texas A&M	6.0	6	2	1	1	6
May 23	vs. Georgia	5.0	2	0	0	3	3
June 1	vs. TCU	8.0	4	1	1	1	8

## HOW THE WEST WAS WON...AGAIN

Arkansas claimed its sixth division title in school history, earning a share of SEC Western Division title for the second-straight year. Five of Arkansas' six SEC Western Division crowns have come under current head coach Dave Van Horn (2004, 2007, 2011, 2018, 2019). The first SEC division title came in 1999 under longtime head coach Norm DeBriyn, a year the Hogs also won the overall title.

## Western Division Titles In School History

YEAR	HEAD COACH	RECORD (CONFERENCE)
1999*	Norm DeBriyn	42-23 (22-8 SEC)
2004*	Dave Van Horn	45-24 (19-11 SEC)
2007	Dave Van Horn	43-21 (18-12 SEC)
2011	Dave Van Horn	40-22 (15-15 SEC)
2018	Dave Van Horn	37-17 (18-12 SEC)

2019 Dave Van Horn 44-17 (20-10 SEC)

\* - denotes won SEC overall title

## DO NOT RUN ON CASEY OPITZ

After the departure of Grant Koch from behind the plate, sophomore Casey Opitz was asked to fill some pretty big shoe, especially with his arm. In 61 games, Opitz has caught 19-of-23 would be base-stealers, which ties for 29th in the nation and first in the SEC. Opitz has eight caught stolen bases over the last month, including five against Kentucky and two against Texas A&M. The 19 caught stolen bases by Opitz is the most by a Razorback catcher in the last three seasons.

## SEC CAUGHT STOLEN BASE LEADERS

Rank	Player (Team)	CSB
1.	Casey Opitz (ARK)	19
	Dustin Skelton (MSU)	19
3.	Cooper Johnson (OM)	18
4.	Chad McDaniel (MIZZ)	14
5.	Luke Berryhill (SC)	13
	Mikey Hoehner (TAMU)	13

## BRINGING THE WOOD

With the departure of a number of veteran hitters after Arkansas' run to the 2018 College World Series final, it was expected that the Hogs' offensive numbers would dip slightly. However, with some added speed and firepower at the bottom of the lineup, Arkansas may have the more well-rounded offense in 2019. Through 61 games last season, Arkansas was hitting .301 as a team. This year, the Hogs are hitting .299 with five players batting over .300. The 81 home runs hit this year are just nine behind last year's pace, but the runs average per game is a half-run better than a year ago.

## COMPARING 2018 TO 2019 (OFFENSE)

Category	2018 (Through 60 games)	2019
Average	.301	.299
Slugging	.486	.490
On-Base Percentage	.398	.397
Hits	622	631
Runs	433	457
Extra-Base Hits	199	225
Home Runs	90	81
RBI's	406	425
Runs per game	7.1	7.5

## CAMPBELL NAMED TO GOLDEN SPIKES SEMIFINALIST LIST

Right-hander Isaiah Campbell was one of 25 players nationally named to the prestigious Golden Spikes Award semifinalist list, making him the first Razorback since Andrew Benintendi (2015) to be named a semifinalist. Through 16 starts, Campbell has a 11-1 record with a 2.27 ERA and an SEC-best 103 innings pitched with 108 strikeouts. He's one of nine SEC players to make this year's semifinalist list.

## VAN HORN WINS 1,000TH DIVISION I GAME IN CAREER

With a 9-1 win over Kentucky in the front end of a doubleheader back on May 5, Arkansas head coach Dave Van Horn picked up his 1,000th win in Division I, becoming only the ninth active head coach to win 1,000 or more games at the Division I level. In his 31-season career, which includes the Junior College and Division II level, Van Horn has a combined record of 1,271-621, with 25 seasons coming at four-year institutions and has 687 wins at Arkansas. He won 51 games at Central Missouri in 1994, his only year, en route to winning the Division II national title.



Trailing 11-9 going into the ninth inning of the series finale at No. 6 Vanderbilt, Arkansas reeled off five runs and held off the Commodores in the bottom half to win 14-12, in one of the wildest games of the year. Arkansas had a season-high 22 hits in the game, its most in a single game since the second game of the 2018 season (vs. Bucknell - Feb. 17, 2018). Eight of Arkansas' nine starters had two or more hits led by Casey Opitz and Heston Kjerstad, who each had four hits.

## Most Wins (Active Coaches)

Rank	Coach, Team	Years	Wins
1.	Mike Martin, Florida St.	39	2,018
2.	Mike Fox, North Carolina	35	1,464
3.	Paul Mainieri, LSU	36	1,445
4.	John Anderson, Minnesota	37	1,310
5.	Keith Guttin, Missouri St.	36	1,274
6.	Danny Hall, Georgia Tech	31	1,260
7.	Gary Gilmore, Coastal Carolina	29	1,207
8.	Tony Robichaux, UL-Lafayette	32	1,171
9.	Mike Sansing, Kennesaw St.	30	1,115
10.	Elliott Avent, NC State	30	1,094
11.	<b>Dave Van Horn, Arkansas</b>	<b>25</b>	<b>1,058</b>
12.	Brian Shoop, UAB	29	1,050
13.	Bill Brown, George Mason	37	1,045

## EZELL TIES SCHOOL RECORD FOR RUNS SCORED IN SINGLE GAME

Redshirt senior Trevor Ezell went 3-for-3 against Grambling State (April 30) with three RBIs and three walks. It was his 16th multi-hit game of the season and eighth three-hit game. He also tied the school record for runs scored in a game by crossing the plate six times, tying him with Jeremy Jackson and Todd Zacher, who each scored six runs in a game in 1997 and 1981, respectively.

## HOGS MAKING A HABIT OF THE WALK-OFF

The game three walk-off win against Tennessee (April 28) was the third walk-off for the Razorbacks this year and fifth game won in the final inning. Casey Opitz now has two of Arkansas' walk-off hits this year, while Heston Kjerstad had his own in the opening weekend to help the Hogs sweep Eastern Illinois. On the road, Arkansas won game two of its series with Auburn, scoring three runs in the top of the 15th inning before shutting it out in the bottom half. The next week, Arkansas staved off the sweep at Vanderbilt, scoring five runs in the top of the ninth, winning 14-12.

## EZELL SURPASSES 300 HITS IN CAREER

Redshirt senior Trevor Ezell reached the 300 career hit plateau in his first at-bat in game two against Tennessee (April 27) on a lead-off single to right field. Ezell finished the game with three hits and now sits at 318 for his career. Ezell totaled 251 hits over four years at Southeast Missouri State prior to joining Arkansas for the 2019 season. He now sits at 71 hits this year, fourth most on the team.

## GOT THE LONG BALL WORKING

Over the last 20 games, Arkansas' offense has hit .290 and slugged .493 with 32 home runs. Five of those home runs came in the series opening win over Texas A&M. Arkansas has hit five home runs in a game three times this year and six times with four or more.

## SEC Home Run Leaders (By Team)

1.	Vanderbilt	87
2.	<b>Arkansas</b>	<b>81</b>
3.	Florida	77
4.	South Carolina	75
	Georgia	75

## MARTIN AND NOLAND TAKE HOME SEC WEEKLY AWARDS

Sophomore Casey Martin was named the SEC's Player of the Week and freshman right-hander Connor Noland also took home the league's Co-Freshman of the Week honors after Arkansas' series against Mississippi State and the midweek game against Arkansas-Pine Bluff. Martin hit .471 for the week with five of his eight hits and six of his 10 RBIs coming against the second-ranked Bulldogs. His performance helped Arkansas to its second SEC series sweep and second sweep over Mississippi State in the last three years. He also totaled a career-high four RBIs twice, once coming in the 16-4 win over Arkansas-Pine Bluff and the other in a 12-5 series-clinching victory over MSU. Noland's 7.2 innings pitched against the Bulldogs was a season-long as he struck out five batters and scattered four hits without giving up a walk. The five strikeouts were his second-most in a game this year, two shy of his season high of seven coming in his first career outing in February (vs. EIU - Feb. 16).

## DOUBLES MACHINE

Through 61 games, junior Dominic Fletcher is at the top of the SEC in doubles with Trevor Ezell not far behind. Fletcher leads all SEC players with 23 doubles and ranks just five off the school record of 28 doubles in a single season set by Jim Kremers (28) in 1987.

## SEC DOUBLES LEADERS

1.	<b>Dominic Fletcher (ARK)</b>	<b>23</b>
2.	Justin Foscoe (MSU)	22
	Jake Mangum (MSU)	22
	Tanner Allen (MSU)	22
	Trevor Ezell (ARK)	22

## ARKANSAS SINGLE-SEASON DOUBLES LEADERS

1.	Jim Kremers (1987)	28
2.	Eric Hinske (1998)	27
3.	Matt Erickson (1997)	27
	Ralph Kraus (1986)	27
5.	Jeff King (1985)	26
-----		
11.	<b>Dominic Fletcher (2019)</b>	<b>23</b>

## NESBIT WINS FIRST SEC FRESHMAN OF THE WEEK

Redshirt-freshman infielder Jacob Nesbit was named the SEC Freshman of the Week after his strong weekend at the plate that helped the Razorbacks split the midweek series at No. 9 Texas and then take a crucial weekend series on the road against Alabama. The Coppell, Texas native hit .421 (8-for-19) for the week, good for the second-best average on the team and extended his team-best hitting streak to 15 games, which dates back to a March 6 victory over Charlotte.

## RAZORBACKS WIN MARATHON WITH TIGERS IN 15 INNINGS

Arkansas and Auburn were forced to play a doubleheader to begin their three-game series last week due to bad weather forecasts the day before. While the series opener took less than three hours, the back end of the doubleheader went 15 innings with Arkansas winning the game, 9-6, thanks to a clutch home run in the top of the 15th by Heston Kjerstad. The 15-inning game was Arkansas' longest in terms of innings since a 16-inning loss to Southeast Missouri State in 2004 and Friday's total game time was five hours and 40 minutes.

## LONGEST GAMES SINCE 2004 (12 INNINGS OR MORE)

April 5, 2019	W, 9-6 (15 inn.)	at No. 15 Auburn
March 5, 2016	L, 10-8 (12 inn.)	vs. Eastern Illinois
March 17, 2013	L, 6-4 (13 inn.)	vs. Ole Miss
March 16, 2012	W, 4-3 (12 inn.)	vs. Alabama
June 13, 2010	L, 7-5 (12 inn.)	at Arizona St.
June 12, 2010	L, 7-6 (12 inn.)	at Arizona St.
June 17, 2009	W, 4-3 (12 inn.)	vs. Virginia
March 29, 2008	L, 6-5 (12 inn.)	at Vanderbilt
April 6, 2004	L, 6-5 (16 inn.)	vs. SE Missouri St.

## SCROGGINS SHUTS DOWN LOUISIANA TECH

Making the Sunday start against Louisiana Tech, Cody Scroggins went a career-long six innings and struck out a career-high 11 batters, while walking only one and giving up two singles on 88 pitches. Scroggins didn't even allow a baserunner past first base for his entire outing and retired seven of the first eight he faced. It was his' first victory of the year and first decision in 27 career appearances dating back to 2016.

## WELCOME TO THE SHOW KID

Freshman right-hander Elijah Trest made his collegiate debut in the ninth inning in game three against Louisiana Tech (March 10), striking out the side on 20 pitches to help secure Arkansas' 12th victory of the year. Trest is the seventh different freshman pitcher to see time on the mound so far this season and fourth to strike out the side in their first collegiate inning of work (C. Monke, P. Wicklander, E. Taylor).

## CAMPBELL TURNS IN CAREER DAY AGAINST STONY BROOK

For the first time since 2017, a Razorback pitcher struck out 12 or more batters in a game when Isaiah Campbell struck out a career-high 13 Stony Brook batters over seven innings on March 1. It was the most strikeouts in a game since Trevor Stephan struck out 13 against Rhode Island on March 10, 2017. Campbell's strikeout total made him only the second Razorback pitcher since 2010 to strike out 11 or more and the second since 2007 to strike out 13 or more.

## RAZORBACKS HEAD WEST, DOWN TROJANS

Arkansas went west to face USC in a three-game series in week two and came away with its first road series win since 2017. The Hogs won games one and two 6-3 and 8-6, respectively, and nearly swept the Trojans before a 10th-inning walk-off homer thwarted that plan. It was the first road series win for the Hogs since they took 2-of-3 from Alabama in Tuscaloosa in April of 2017.



*Last year, Arkansas set a then-school record with seven players selected to All-SEC teams. This year, Arkansas broke that record again as they had nine players selected to either the All-SEC Second Team, SEC All-Freshman Team and the SEC All-Defense Team. The 11 selections combined was more than any other school in the SEC.*





# || RAZORBACK NOTES

## NEAR IMMACULATE INNING

Freshman Patrick Wicklander nearly achieved a feat that some pitchers only dream of when he came out of the bullpen in the sixth inning to relieve Jacob Kostyshock last Sunday against EIU. Wicklander struck out the heart of EIU's lineup consisting of Jimmy Govern, Hunter Morris and Ryan Knernschield and did it on 10 pitches, just one shy of the near immaculate nine-pitch, three-strikeout inning. Wicklander finished his first career outing with 2.1 innings thrown, one run allowed and four strikeouts on 31 pitches.

## SEE THE BALL, HIT THE BALL

In the season-opener against EIU, Arkansas achieved more than just scoring 15 runs on 18 hits en route to its 25th-straight season-opening win. The Hogs also did not strike out in 46 batters, a feat that hadn't been achieved since 7-6 victory over Troy on Feb. 28, 2010.

## 97 YEARS AND COUNTING

The 2019 season will mark the 97th season of Razorback Baseball and 17th with head coach Dave Van Horn. Since Van Horn took over, the Hogs have reached the College World Series five times, including three times in the last seven years.

## ARKANSAS LEADS NATION IN PRESEASON GOLDEN SPIKES WATCH

Sophomores Heston Kjerstad and Casey Martin, as well as junior reliever Matt Cronin were named among 55 players on the 2019 USA Baseball Golden Spikes Award watch list this week, an award presented to the top amateur player in the country. Arkansas led all schools on the preseason watch list with three selections, while Auburn, Baylor, Elon, Florida, Florida State, NC State, Oregon State, Stanford and UCLA each boast a pair of athletes represented as well.

## PRESEASON ALL-SEC FIRST TEAM LITTERED WITH HOGS

Arkansas' quartet of Casey Martin, Heston Kjerstad, Matt Cronin and Dominic Fletcher were all selected by the league coaches to the Preseason All-SEC First Team. The four first team selections are the most of any team in the league and it ties with Ole Miss and Georgia for the most selections combined on either Preseason All-SEC team. Fletcher and Kjerstad make up two of the three outfield positions, while Martin is considered the top shortstop in the league and Cronin is considered the top reliever by the 14 head coaches.

## ARKANSAS EARNS TOP 25 PRESEASON RANKINGS IN ALL NATIONAL POLLS

Coming off a national runner-up finish at the 2018 College World Series, Arkansas will begin the 2019 season ranked in the top 25 of all the major national polls. The Hogs highest preseason placement comes in the USA Today/ESPN Coaches' Poll which has them at No. 12 in the nation. Arkansas is also within the top-15 in the Perfect Game poll (No. 13) and the NCBWA poll (No. 15).

## BRINGING THE NOISE

For the 14th straight year, Arkansas placed in the top five in the nation in total and average attendance after the 2017 season. With 8,857 fans per game in 36 home games, the Razorbacks continued to draw the fans, finishing third in average attendance. A total of 318,856 fans visited Baum Stadium during the 2018 season, also good for third in the country.

## A LOOK AT THE SCHEDULE

Arkansas' 2019 schedule is expected to be another tough slate. The Razorbacks are set to face nine teams that reached the NCAA Tournament in 2018 a total of 22 times (39.2 percent of games). Arkansas will host 20 of its 26 nonconference games including 11-consecutive from Feb. 27-March 13.

## MOVE TO SHORT

Sophomore Casey Martin spent all of 2018 at third base and put up record-breaking numbers en route to freshman All-America, SEC All-Tournament and All-SEC nods. But with the Texas Rangers selecting Jax Biggers in last summer's draft, Martin will have the chance to move back to his natural position of shortstop for the 2019 season. Martin led the team with a .345 average last year, including 87 hits, 14 doubles, 13 home runs and 49 RBIs. He's been named the top shortstop in the nation by DIBaseball.com.

## DVH INTO ARKANSAS SPORTS HALL OF FAME

Head coach Dave Van Horn became the newest member of the Arkansas Sports Hall of Fame last month, joining fellow Razorbacks Norm DeBriyn Kevin McReynolds, Melvin McGaha, Tom Pagnozzi and Cliff Lee. It's the fourth hall of fame induction for the Hog coach, including the Winnetonka HS, Central Missouri and Ban Johnson Hall of Fames.

## KJERSTAD AND MARTIN HOPE TO BUILD ON ALL-AMERICAN FRESHMAN SEASONS

In 2018, Arkansas was able to tout that it had not only one, but two of the top freshmen in the country in Heston Kjerstad and Casey Martin. In their first years, the duo combined to hit .339 with 27 home runs and 107 RBIs. Both players broke or tied the previous Arkansas freshman records for hits, home runs and total bases and both ranked in top-10 in the SEC in each of those categories, including slugging percentage and on-base percentage. Kjerstad is now the Arkansas freshman record holder for home runs (14) and total bases (145), while him and Martin together hold the freshman record for hits (87). The home run record was previously set in 2009, while the hits record stood since 2011. The total bases record was last set by Danny Hamblin, who had 122 total bases in 2004.

## YOUR REIGNING SEC FRESHMAN OF THE YEAR...

For the second time in four seasons, Arkansas had a player take home one of the SEC's major end-of-year awards as Heston Kjerstad was named the SEC Freshman of the Year, becoming the first player in program history to earn the honor. He's also the third Razorback to win a major conference award, joining Andrew Benintendi (Player of the Year, 2015) and Nick Schmidt (Pitcher of the Year, 2006). In addition to being named the league's top freshman, Kjerstad was also named to the All-SEC Second Team and SEC All-Freshman team. Kjerstad went on to be named a freshman All-American by Collegiate Baseball, the NCBWA and D1 Baseball after hitting .332 with a team-leading 14 home runs and 58 RBIs.

## RAZORBACKS TIE SCHOOL RECORD WITH 11 MLB DRAFT PICKS IN 2018

For the 44th-consecutive year, Arkansas had at least one player selected in the MLB Draft. Arkansas tied its school record with 11 draftees in the 2018 MLB Draft, five who went in the first 10 rounds. Right-hander Blaine Knight led all Razorbacks after being selected in the third round by the Baltimore Orioles, becoming the 14th Razorback taken in the draft's first three rounds since 2010 and the fifth pitcher since 2013. Eric Cole (4th round, Kansas City), Grant Koch (5th round, Pittsburgh), Jax Biggers (8th round, Texas), Carson Shaddy (10th round, Washington), Kacey Murphy (11th round, Detroit), Evan Lee (15th round, Washington), Barrett Loseke (17th round, NY Yankees), Jake Reindl (17th round, Chicago Cubs), Isaiah Campbell (24th round, LA Angels) and Zack Plunkett (37th round, Arizona) all followed, giving Arkansas its first draft with 10 or more draft picks since 2013.

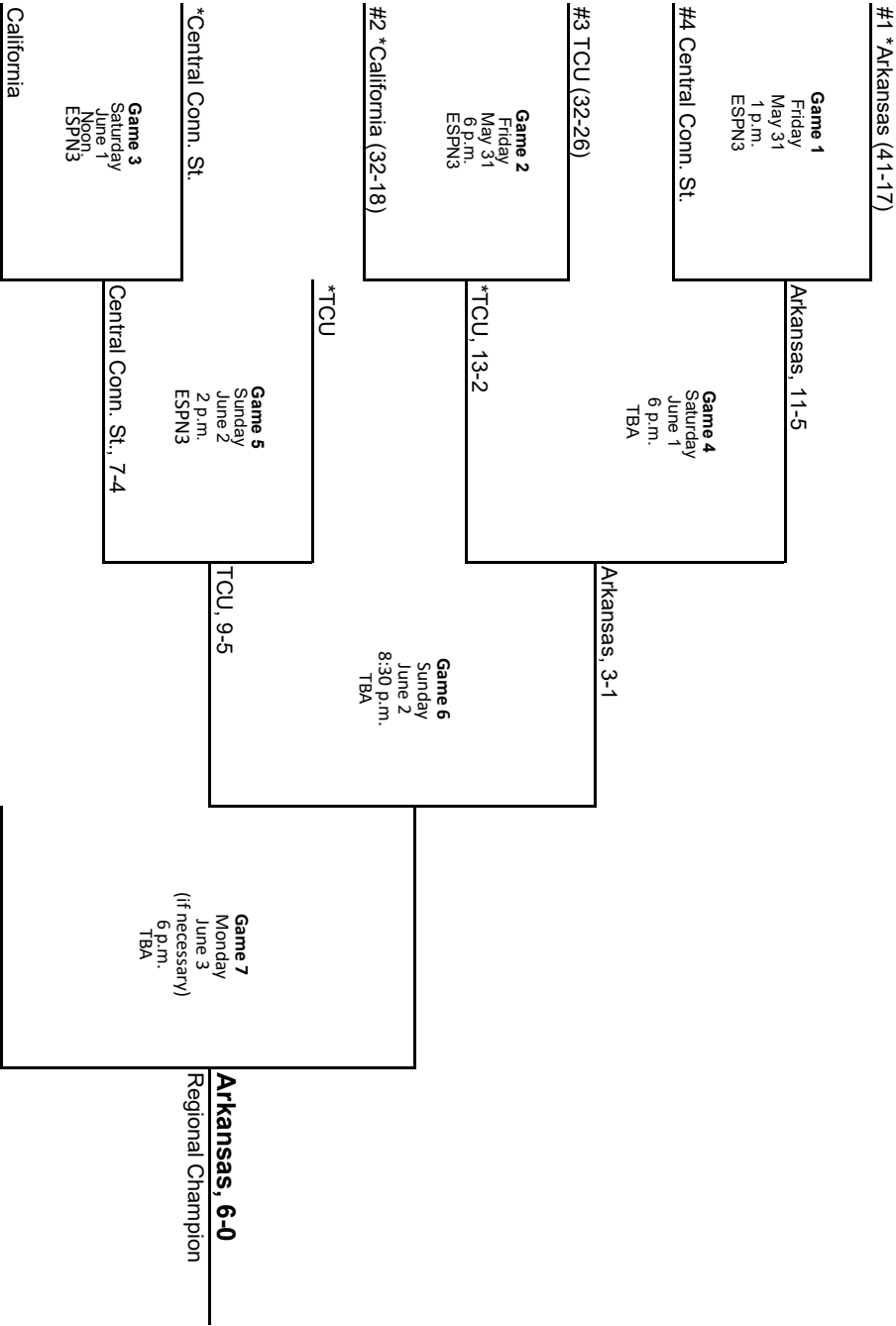
## FLETCHER AND CRONIN COMPETE WITH TEAM USA

After Arkansas' run to the College World Series finals, outfielder Dominic Fletcher and pitcher Matt Cronin spent the summer playing for the USA Baseball Collegiate National Team, becoming the 15th and 16th Razorbacks to don the Red, White and Blue. Both players were able to make tours throughout the east coast as well as a five-game series in Havana, Cuba as part of the 7th Annual USA vs. Cuba International Friendship Series. Fletcher appeared in 10 games, tallying six hits and two RBIs, while Cronin made four appearances, notching one win and one save.



# 2019 NCAA DIVISION I BASEBALL CHAMPIONSHIP

Fayetteville Regional - Arkansas Host  
May 31 - June 3, 2019  
All times are local



© 2019 National Collegiate Athletic Association. No commercial use without the NCAA's written permission.  
The NCAA opposes all forms of sports wagering.

\* Home Team

**May 31 - June 3**  
\*Campus or Neutral Site  
Double Elimination  
First-Round Pairings

**\*Campus or Neutral Site  
Best-of-Three Games**

June 15-25/26  
Omaha, Nebraska  
Double Elimination  
First-Round Pairings  
Best-of-Three CWS Finals

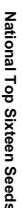
**June 15-25/26  
Omaha, Nebraska  
Double Elimination  
First-Round Pairings  
Best-of-Three CWS Finals**

\*Campus or Neutral Site  
Best-of-Three Games

**May 31 - June 3**  
\*Campus or Neutral Sites  
Double Elimination  
First-Round Pairings

**National Top Six**

1. UCLA (47-8)
2. Vanderbilt (49-10)
3. Georgia Tech (41-17)
4. Georgia (44-15)
5. Arkansas (41-17)
6. Mississippi St. (46-13)
7. Louisville (43-15)
8. Texas Tech (39-17)
9. Oklahoma St. (36-18)
10. East Carolina (43-15)
11. Stanford (41-17)
12. Ole Miss (37-25)
13. LSU (37-24)
14. North Carolina (42-17)
15. West Virginia (37-20)
16. Oregon St. (36-18-1)



1. UCLA (47-8)
2. Vanderbilt (49-10)
3. Georgia Tech (41-17)
4. Texas (44-15)
5. Arkansas (41-17)
6. Mississippi St. (46-13)
7. Louisville (43-15)
8. Texas Tech (39-17)
9. Oklahoma St. (36-18)
10. East Carolina (43-15)
11. Stanford (41-11)
12. Ole Miss (37-25)
13. LSU (37-24)
14. North Carolina (42-17)
15. West Virginia (37-20)
16. Oregon St. (36-18)



**NCAA Tournament (86-66, .566)**

Regional Record:	60-41 (.594)
Super Regional Record:	11-7 (.611)
CWS Record:	15-18 (.455)

**2019 Fayetteville Regional (3-0)**

Baum-Walker Stadium • Fayetteville, Ark.		
Central Conn. St.	W	11-5
TCU	W	3-1
TCU	W	6-0

**2018 College World Series (4-2)**

TD Ameritrade Park • Omaha, Neb.		
Texas	W	11-5
Texas Tech	W	7-4
Florida	W	5-2
Oregon State	W	4-1
Oregon State	L	5-3
Oregon State	L	5-0

**2018 Fayetteville Super Regional (2-1)**

Baum-Walker Stadium • Fayetteville, Ark.		
South Carolina	W	9-3
South Carolina	L	8-5
South Carolina	W	14-4

**2018 Fayetteville Regional (3-0)**

Baum-Walker Stadium • Fayetteville, Ark.		
Oral Roberts	W	10-2
Southern Miss	W	10-2
Dallas Baptist	W	4-3

**2017 Fayetteville Regional (3-2)**

Baum-Walker Stadium • Fayetteville, Ark.		
Oral Roberts	W	3-0
Missouri State	L	5-4
Oral Roberts	W	4-3
Missouri State	W	11-10
Missouri State	L	3-2

**2015 Stillwater Regional (3-0)**

Allie P. Reynolds Stadium • Stillwater, Okla.		
Oral Roberts	W	8-6
Oklahoma State	W	7-5
St. John's	W	4-3

**2015 Fayetteville Super Regional (2-1)**

Baum-Walker Stadium • Fayetteville, Ark.		
Missouri State	W	18-4
Missouri State	L	3-1
Missouri State	W	3-2

**2015 College World Series (0-2)**

TD Ameritrade Park • Omaha, Neb.		
Virginia	L	5-3
Miami (Fla.)	L	4-3

**2014 Charlottesville Regional (2-2)**

Davenport Field • Charlottesville, Va.		
Liberty	W	3-2
Virginia	L	3-0
Bucknell	W	10-0
Virginia	L	9-2

**2013 Manhattan Regional (2-2)**

Tointon Stadium • Manhattan, Kan.		
Bryant	L	4-1
Wichita State	W	3-1
Bryant	W	12-3
Kansas State	L	4-3

**2012 Houston Regional (3-0)**

Reckling Park • Houston, Texas		
Sam Houston State	W	5-4
Rice	W	1-0
Sam Houston State	W	5-1

**2012 Waco Super Regional (2-1)**

Baylor Ballpark • Waco, Texas		
Baylor	L	8-1
Baylor	W	5-4
Baylor	W	1-0 (10)

**2012 College World Series (2-2)**

T.D. Ameritrade Park • Omaha, Neb.		
Kent State	W	8-1
South Carolina	W	2-1
South Carolina	L	2-0
South Carolina	L	3-2

**2011 Tempe Regional (2-2)**

Packard Stadium • Tempe, Ariz.		
Charlotte	L	3-2
New Mexico	W	3-0
Charlotte	W	11-3
Arizona State	L	13-4

**2010 Fayetteville Regional (3-1)**

Baum-Walker Stadium • Fayetteville, Ark.		
Grambling State	W	19-7
Washington State	W	6-4
Washington State	L	10-7
Washington State	W	7-2

**2010 Tempe Super Regional (0-2)**

Packard Stadium • Tempe, Ariz.		
Arizona State	L	7-6 (12)
Arizona State	L	7-5 (12)

**2009 Norman Regional (3-0)**

Mitchell Park • Norman, Okla.		
Washington State	W	10-3
Oklahoma	W	17-6
Oklahoma	W	11-0

**2009 Tallahassee Super Regional (2-0)**

Howser Stadium • Tallahassee, Fla.		
Florida State	W	7-2
Florida State	W	9-8

**2009 College World Series (2-2)**

Rosenblatt Stadium • Omaha, Neb.		
Cal State Fullerton	W	10-6
LSU	L	9-1
Virginia	W	4-3 (12)
LSU	L	14-5

**2008 Stanford Regional (0-2)**

Klein Field • Palo Alto, Calif.		
Pepperdine	L	4-3
Stanford	L	5-1

**2007 Fayetteville Regional (2-2)**

Baum-Walker Stadium • Fayetteville, Ark.		
Albany	W	9-0
Oklahoma State	L	14-3
Creighton	W	6-0
Oklahoma State	L	7-6

**2006 Fayetteville Regional (1-2)**

Baum-Walker Stadium • Fayetteville, Ark.		
Oral Roberts	L	4-3 (11)
Princeton	W	6-2
Oklahoma State	L	6-5

**2005 Austin Regional (2-2)**

Disch-Falk Field • Austin, Texas		
Miami (Ohio)	W	9-5
Texas	W	9-2
Texas	L	19-8
Texas	L	5-2

**2004 Fayetteville Regional (4-1)**

Baum-Walker Stadium • Fayetteville, Ark.		
Le Moyne	W	4-1
Wichita State	L	4-3
Missouri	W	10-7
Wichita State	W	11-9
Wichita State	W	4-3

**2004 Fayetteville Super Regional (2-0)**

Baum-Walker Stadium • Fayetteville, Ark.		
Florida State	W	7-5
Florida State	W	4-2

**2004 College World Series (0-2)**

Rosenblatt Stadium • Omaha, Neb.		
Texas	L	13-2
Arizona	L	7-2

**2003 Austin Regional (1-2)**

Disch-Falk Field • Austin, Texas		
Lamar	L	3-2
Bucknell	W	10-7
Lamar	L	7-6

**2002 Wichita Regional (3-0)**

Eck Stadium • Wichita, Kan.		
Oklahoma	W	8-5
Oral Roberts	W	7-6
Oral Roberts	W	11-6

**2002 Clemson Super Regional (1-2)**

Kingsmore Stadium • Clemson, S.C.		
Clemson	W	9-6
Clemson	L	8-7
Clemson	L	7-4

**1999 Fayetteville Regional (1-2)**

Baum-Walker Stadium • Fayetteville, Ark.		
Delaware	W	10-6
SMS	L	9-8 (10)
Clemson	L	12-4

**1998 Midwest Regional (1-2)**

Eck Stadium • Wichita, Kan.		
Arizona State	L	8-4
Wichita State	W	3-2 (11)
Georgia Tech	L	2-0

**1996 Central II Regional (0-2)**

Dan Law Field • Lubbock, Texas		
Oklahoma State	L	6-5
Southern California	L	15-5

**1995 Midwest I Regional (0-2)**

Eck Stadium • Wichita, Kan.		
Stanford	L	10-3
Texas Tech	L	14-10

**1990 Midwest Regional (0-2)**

Eck Stadium • Wichita, Kan.		
Fordham	L	8-5
Wichita State	L	7-6

**1989 Northeast Regional (4-1)**

Municipal Stadium • Waterbury, Conn.		
Le Moyne	L	7-5
George Washington	W	8-2
Illinois	W	9-2
Arizona State	W	1-0
Le Moyne	W	6-5

**1989 College World Series (1-2)**

Rosenblatt Stadium • Omaha, Neb.		
Wichita State	L	3-2
North Carolina	W	7-3
Wichita State	L	8-4



The Razorbacks secured their third national seed in school history and had home field advantage throughout the 2018 NCAA Regional and Super Regional. That advantage helped them lock up their ninth College World Series appearance in school history, which resulted in the second national runner-up finish in school history.



## || ROAD TO OMAHA HISTORY

### 1988 Midwest Regional (0-2)

Allie P. Reynolds Stadium • Stillwater, Okla.		
Loyola-Marymount	L	8-3
Oklahoma State	L	13-7

### 1987 NCAA South I Regional (4-0)

Joe W. Davies Stadium • Huntsville, Ala.		
Middle Tenn. State	W	10-7
West Virginia	W	7-2
Clemson	W	6-5 (10)
Clemson	W	4-2

### 1987 College World Series (1-2)

Rosenblatt Stadium • Omaha, Neb.		
Texas	L	13-6
Georgia	W	5-4
LSU	L	5-2

### 1986 NCAA Midwest Regional (1-2)

Allie P. Reynolds Stadium • Stillwater, Okla.		
Oregon State	W	4-3
Stanford	L	2-0
Oregon State	L	1-0

### 1985 South II Regional (4-0)

Seminole Stadium • Tallahassee, Fla.		
Eastern Kentucky	W	20-13
George Mason	W	13-9
Florida State	W	7-6
Georgia Tech	W	7-5

### 1985 College World Series (2-2)

Rosenblatt Stadium • Omaha, Neb.		
South Carolina	W	1-0
Mississippi State	L	5-4
Stanford	W	10-4
Texas	L	8-7

### 1983 Midwest Regional (0-2)

Allie P. Reynolds Stadium • Stillwater, Okla.		
Oral Roberts	L	7-6
Wichita State	L	6-3

### 1980 Midwest Regional (1-2)

J.L. Johnson Stadium • Tulsa, Okla.		
Oral Roberts	W	3-2
Missouri	L	6-0
California	L	7-1

### 1979 East Regional (4-0)


Seminole Stadium • Tallahassee, Fla.		
George Washington	W	12-11
Florida	W	9-1
Delaware	W	8-6
Delaware	W	4-3

### 1979 College World Series (3-2)

Rosenblatt Stadium • Omaha, Neb.		
Pepperdine	W	5-4
Arizona	W	10-3
Texas	W	9-4
Cal State Fullerton	L	13-10
Cal State Fullerton	L	2-1

### 1973 NCAA District VI (0-2)

Arlington Stadium • Arlington, Texas		
Trinity	L	6-0
Texas-Pan American	L	4-2



*All-American catcher Ronn Reynolds was a pivotal piece in leading Arkansas to its first College World Series appearance in 1979 and a runner-up finish. Reynolds led the offense by hitting .347 and driving in 42 runs. He was a unanimous All-SWC selection and made the SWC All-Tournament team.*

**Baseball America**

Week 16

1. UCLA	47-8
2. Vanderbilt	49-10
3. Stanford	41-11
<b>4. Arkansas</b>	<b>41-17</b>
5. Mississippi State	46-13
6. Georgia	44-15
7. Georgia Tech	41-17
8. ECU	43-15
9. Texas Tech	39-17
10. Oklahoma State	36-18
11. Louisville	43-15
12. Ole Miss	32-23
13. UC Santa Barbara	45-9
14. North Carolina	42-17
15. LSU	37-24
16. Oregon State	36-18-1
17. West Virginia	37-20
18. NC State	42-17
19. Miami (Fla.)	39-18
20. Texas A&M	37-21-1
21. Fresno State	38-14-1
22. Baylor	34-17
23. Creighton	38-11
24. Indiana	36-21
25. Indiana State	41-16

**D1Baseball**

Week 16

1. UCLA	47-8
2. Vanderbilt	49-10
3. Mississippi State	46-13
4. Stanford	41-11
<b>5. Arkansas</b>	<b>41-17</b>
6. Georgia Tech	41-17
7. Georgia	44-15
8. Texas Tech	39-17
9. Oklahoma State	36-18
10. ECU	43-15
11. Louisville	43-15
12. LSU	37-24
13. West Virginia	37-20
14. Ole Miss	37-25
15. North Carolina	42-17
16. Oregon State	36-18-1
17. Miami (Fla.)	39-18
18. Texas A&M	37-21-1
19. UC Santa Barbara	45-9
20. NC State	42-17
21. Baylor	34-17
22. Creighton	38-11
23. Indiana State	41-16
24. Dallas Baptist	41-18
25. California	32-18

**Perfect Game**

Week 16

1. UCLA	47-8
2. Vanderbilt	49-10
3. Stanford	41-11
4. Mississippi State	46-13
5. ECU	43-15
<b>6. Arkansas</b>	<b>41-17</b>
7. Georgia Tech	41-17
8. Georgia	44-15
9. Oklahoma State	36-18
10. Louisville	43-15
11. Texas Tech	39-17
12. UC Santa Barbara	45-9
13. North Carolina	42-17
14. Oregon State	36-18-1
15. NC State	42-17
16. Miami (Fla.)	39-18
17. Texas A&M	37-21-1
18. West Virginia	37-20
19. LSU	37-24
20. UC Irvine	37-17
21. Ole Miss	37-25
22. Creighton	38-11
23. Indiana State	41-16
24. Baylor	34-17
25. Tennessee	38-19

**USA Today/ESPN**

Week 16

1. UCLA	47-8
2. Vanderbilt	49-10
3. Stanford	41-11
4. Mississippi State	46-13
<b>5. Arkansas</b>	<b>41-17</b>
6. Georgia	44-15
7. Georgia Tech	41-17
8. Louisville	43-15
9. ECU	43-15
10. Texas Tech	39-17
11. Oklahoma State	36-18
12. North Carolina	42-17
13. UC Santa Barbara	45-9
14. Oregon State	36-18-1
15. West Virginia	37-20
16. NC State	42-17
LSU	37-24
18. Ole Miss	37-25
19. Texas A&M	37-21-1
20. Miami (Fla.)	39-18
21. Baylor	34-17
22. Tennessee	38-19
23. Creighton	38-11
24. Indiana	36-21
25. Dallas Baptist	41-18

**Collegiate Baseball**

Week 16

1. UCLA	47-8
2. Vanderbilt	49-10
3. Stanford	41-11
<b>4. Arkansas</b>	<b>41-17</b>
5. Mississippi State	46-13
6. Georgia	44-15
7. Louisville	43-15
8. UC Santa Barbara	45-9
9. Oklahoma State	36-18
10. ECU	43-15
11. Georgia Tech	41-17
12. Oregon State	36-18-1
13. Texas Tech	39-17
14. North Carolina	42-17
15. NC State	42-17
16. Central Michigan	46-12
17. Baylor	34-17
18. Miami (Fla.)	39-18
19. LSU	37-24
20. Florida State	36-21
21. Arizona State	37-17
22. West Virginia	37-20
23. Fresno State	38-14-1
24. Indiana	36-21
25. Texas A&M	37-21-1
26. California	32-18
27. Creighton	38-11
28. Southern Miss	38-19
29. Ole Miss	37-25
30. Indiana State	41-16

**NCBWA**

Week 16

1. UCLA	47-8
2. Vanderbilt	49-10
3. Stanford	41-11
4. Georgia	44-15
5. Mississippi State	46-13
6. Texas Tech	39-17
7. Georgia Tech	41-17
<b>8. Arkansas</b>	<b>41-17</b>
9. Oklahoma State	36-18
10. Louisville	43-15
11. ECU	43-15
12. Oregon State	36-18-1
13. North Carolina	42-17
14. UC Santa Barbara	45-9
15. West Virginia	37-20
16. LSU	37-24
17. Ole Miss	37-25
18. Texas A&M	37-21-1
19. NC State	42-17
20. Miami (Fla.)	39-18
21. Baylor	34-17
22. Creighton	38-11
23. Fresno State	38-14-1
24. California	32-18
25. Tennessee	38-19
26. Dallas Baptist	41-18
27. Arizona State	37-17
28. Indiana State	41-16
29. Southern Miss	38-19
30. Indiana	36-21

**Arkansas Week-By-Week in the Polls**

	BA	D1	PG	USA TODAY	CB	NCBWA
Preseason	18	16	13	12	25	15
Week 2	17	16	13	--	23	13
Week 3	17	16	13	--	22	13
Week 4	16	15	12	10	16	14
Week 5	16	14	11	10	17	13
Week 6	15	11	10	9	10	8
Week 7	10	8	8	8	9	8
Week 8	12	14	17	9	8	10
Week 9	8	12	11	10	7	9
Week 10	10	12	12	10	9	8
Week 11	6	8	6	7	8	7
Week 12	5	5	5	6	6	6
Week 13	4	4	4	4	5	5
Week 14	4	4	4	4	4	5
Week 15	4	5	6	5	5	6
Week 16	4	5	6	5	4	8
<b>Final</b>	--	--	--	--	--	--

BA - Baseball America

ESPN - USA Today/ESPN

CB - Collegiate Baseball

NCBWA - National Collegiate Baseball Writers Association

PG - Perfect Game

D1 - D1Baseball.com



# A || HEAD COACH DAVE VAN HORN



## PERSONAL

Born: Sept. 17, 1960  
 Hometown: Kansas City, Mo.  
 Alma Mater: Arkansas (1988)  
 Masters of Science: East Texas State Univ. (1992)  
 Wife: Karen  
 Children: Hollan, Mariel  
 Named Head Coach at Arkansas: June 21, 2002

## PLAYING HISTORY

1982-1984 Atlanta Braves Organization  
 1982 MLB Draft: 10th Rd (Braves)  
 1982 Arkansas  
 1980-1981 McLennan (Texas) CC

## COACHING HONORS

2004 SEC Coach of the Year  
 2001 Baseball America National Coach of the Year  
 2001 BIG 12 Coach of the Year  
 2001 ABCA Midwest Region Coach of the Year  
 2000 ABCA Midwest Region Coach of the Year  
 1997 Southland Coach of the Year  
 1995 Southland Coach of the Year  
 1994 NCAA Division II Coach of the Year  
 1994 ABCA Central Region Coach of the Year

## HALL OF FAME

2019 Inducted into Arkansas Sports Hall of Fame  
 2013 Inducted into Winnetonka HS HOF  
 2012 Inducted into Ban Johnson League HOF  
 2001 Inducted into Central Missouri State HOF

After 16 years as head coach of the Razorback Baseball program, Dave Van Horn has continued to elevate Arkansas into one of the nation's premier teams year in and year out. Over his 16 seasons as head Hog, Van Horn has led Arkansas to five College World Series appearances, 15 NCAA Tournament berths, one Southeastern Conference overall title, four SEC Western Division championships and a total of 643 wins, averaging more than 40 wins a season.

Ever since returning to his alma mater in 2003 to take over for retiring SEC legend Norm DeBriyn, Van Horn has continued to successfully field nationally competitive teams, while also grooming numerous All-Americans, all-conference and future Major League players.

Under his guidance, 24 Razorbacks have been named All-Americans, 42 as All-SEC players, and 101 have been picked in the MLB Draft. Those draft picks are the third-most among all active head coaches in the SEC.

Van Horn is the second-winningest coach in Arkansas history with 643 wins entering the 2019 season. In 2018, with a win at San Diego State, Van Horn became only the second active head coach in the SEC with 600 or more wins at their current school.

Including his years at Nebraska, Northwestern State and Central Missouri State, Van Horn has racked up 1,014 wins at four-year institutions, which is 15th-most among all active coaches. He is also one of 10 active coaches with 1,000 or more wins at four-year schools.

DVH AGAINST 2019 OPPONENTS				
	W/L	Home	Away	Neutral
Alabama	32-24	17-7	13-14	2-3
Auburn	30-21	15-9	15-12	1-0
Central Connecticut	1-0	1-0	--	--
Charlotte	2-2	1-0	0-1	1-1
Eastern Illinois	16-1	16-1	--	--
Georgia	21-16	12-6	9-8	0-2
Grambling State	7-0	5-0	--	2-0
Kentucky	24-12	13-5	11-7	--
Louisiana Tech	17-4	8-2	5-3	4-0
LSU	20-40	11-6	8-16	1-8
Memphis	9-1	2-0	5-0	2-1
Mississippi State	28-27	16-11	10-14	2-2
Missouri	12-3	7-2	5-1	--
Missouri State	19-9	11-7	8-2	--
Northwestern State	5-2	5-2	--	--
Ole Miss	24-37	10-17	9-15	5-5
Oral Roberts	16-6	10-3	5-3	1-0
Southern Cal	4-2	2-1	2-1	--
TCU	2-0	2-0	--	--
Tennessee	24-13	11-5	10-7	2-1
Texas	6-4	2-0	2-3	2-1
Texas A&M	15-11	8-4	6-7	1-0
Vanderbilt	19-22	12-8	7-10	0-4
Western Illinois	9-1	9-1	--	--

## VAN HORN'S CAREER NUMBERS

Year	School	Record	Pct.	Conf.	Place	Tourn.	NCAA
1989	Texarkana CC	39-18	.684	NA	NA	NA	--
1990	Texarkana CC	44-14	.759	NA	NA	NA	--
1991	Texarkana CC	45-12	.789	NA	NA	NA	--
1992	Texarkana CC	48-10	.827	NA	1st	NA	--
1993	Texarkana CC	38-18	.678	NA	NA	NA	--
	<i>Totals</i>	<i>214-72</i>	<i>.748</i>	--	--	--	--
1994	Central Missouri State	51-11	.823	15-1	1st (Div.)	1st (4-1)	NCAA DII Champs
	<i>Totals</i>	<i>51-11</i>	<i>.823</i>	<i>15-1</i>	--	<i>1 (4-1)</i>	--
1995	Northwestern State	37-15	.711	19-5	1st	DNP (0-2)	--
1996	Northwestern State	34-27	.557	14-16	2nd (Div.)	2nd (3-2)	--
1997	Northwestern State	35-23	.603	19-9	1st	DNP (0-2)	--
	<i>Totals</i>	<i>106-65</i>	<i>.620</i>	<i>52-30</i>	--	<i>3 (3-6)</i>	--
1998	Nebraska	24-20	.545	10-13	7th	DNQ	DNQ
1999	Nebraska	42-18	.700	16-9	5th	1st (4-0)	NCAA (1-2)
2000	Nebraska	51-17	.750	21-9	2nd	1st (5-1)	NCAA (4-2)
2001	Nebraska	50-16	.758	20-8	1st	1st (4-0)	CWS (5-2)
2002	Nebraska	47-21	.691	16-11	2nd	2nd (3-1)	CWS (5-3)
	<i>Totals</i>	<i>214-92</i>	<i>.699</i>	<i>67-39</i>	--	<i>4 (16-2)</i>	<i>4 (15-9)</i>
2003	Arkansas	35-22	.612	14-16	6th West	T-7th (0-2)	NCAA (1-2)
2004	Arkansas	45-24	.652	19-11	T-1st Overall	4th (2-2)	CWS (6-3)
2005	Arkansas	39-22	.636	13-17	T-5th West	T-7th (0-2)	NCAA (2-2)
2006	Arkansas	39-21	.650	18-12	2nd West	T-7th (0-2)	NCAA (1-2)
2007	Arkansas	43-21	.672	18-12	1st West	2nd (3-1)	NCAA (2-2)
2008	Arkansas	34-24	.586	14-15	4th West	DNQ	NCAA (0-2)
2009	Arkansas	41-24	.631	14-15	4th West	4th (2-2)	CWS (7-2)
2010	Arkansas	43-21	.672	18-12	2nd West	T-7th (0-2)	NCAA (3-3)
2011	Arkansas	40-22	.645	15-15	1st West	T-3rd (2-2)	NCAA (2-2)
2012	Arkansas	46-22	.676	16-14	T-2nd West	T-9th (0-2)	CWS (7-3)
2013	Arkansas	39-22	.639	18-11	2nd West	T-3rd (2-1)	NCAA (2-2)
2014	Arkansas	40-25	.615	16-14	4th West	T-3rd (3-2)	NCAA (2-2)
2015	Arkansas	40-25	.615	17-12	3rd West	T-5th (2-2)	CWS (5-3)
2016	Arkansas	26-29	.473	7-23	7th West	DNQ	DNQ
2017	Arkansas	45-19	.703	18-11	2nd West	2nd (3-2)	NCAA (3-2)
2018	Arkansas	48-21	.696	18-12	T-1st West	T-3rd (2-1)	CWS Runner-Up (9-3)
2019	Arkansas	44-17	.721	20-10	T-1st West	T-5th (1-2)	--
	<i>Totals</i>	<i>687-381</i>	<i>.643</i>	<i>273-232</i>	--	<i>14 (21-25)</i>	<i>15 (52-35)</i>
<i>CAREER TOTALS</i>		<i>1,272-621</i>	<i>.672</i>	<i>407-302</i>	--	<i>44-34 (.564)</i>	<i>67-44 (.604)</i>



No.	Player	Pos.	B/T	Yr.	Ht.	Wt.	Hometown/Previous School
3	Zack Gregory	INF	L/R	Fr	5-10	175	Keller, Texas / Timber Creek HS
4	Trevor Ezell	INF	S/R	R-Sr	5-8	200	Bryant, Ark. / Bryant HS/ Southeast Missouri State
5	Jacob Nesbit	INF	R/R	R-Fr	6-0	170	Coppell, Texas / Coppell HS
7	Jack Kenley	INF	L/R	Jr	6-0	180	Germantown, Tenn. / Houston HS
8	Jordan McFarland	INF/OF	R/R	Jr	6-3	210	Waterloo, Ill. / Waterloo HS
10	Matt Goodheart	INF/OF	L/R	So	6-1	180	Magnolia, Ark. / San Jacinto CC
12	Casey Opitz	C	S/R	So	5-11	175	Centennial, Colo. / Heritage HS
13	Connor Noland	RHP	R/R	Fr	6-2	215	Greenwood, Ark. / Greenwood HS
14	Caleb Denny	INF	L/R	Fr	6-2	180	Owasso, Okla. / Owasso HS
15	Casey Martin	INF	R/R	So	5-11	175	Lonoke, Ark. / Lonoke HS
16	Andrew Stanley	C	R/R	Fr	5-9	180	Searcy, Ark. / Searcy HS/IMG Academy
17	Trey Harris	OF	R/R	Fr	5-10	165	Little Rock, Ark. / Little Rock Christian Academy
18	Heston Kjerstad	OF	L/R	So	6-3	200	Amarillo, Texas / Randall HS
19	Coby Boulware	INF	R/R	So	5-9	170	Anthem, Ariz. / TCU / Boulder Creek HS
20	Elijah Trest	RHP	L/R	Fr	6-3	205	White Oak, Texas / White Oak HS
21	Jacob Burton	RHP	R/R	Fr	6-0	195	Diana, Texas / New Diana HS
22	Curtis Washington, Jr.	OF/INF	R/R	Fr	6-2	175	West Memphis, Ark. / Academies of West Memphis HS
24	Dominic Fletcher	OF	L/L	Jr	5-9	175	Cypress, Calif. / Cypress HS
25	Christian Franklin	OF	R/R	Fr	5-11	180	Overland Park, Kan. / Rockhurst HS
26	Travis Hester	RHP	R/R	Fr	6-2	195	College Station, Texas / College Station HS
27	Dillon Lifrieri	OF/INF	R/R	Fr	6-0	190	Wilton, CT. / Wilton HS
28	Kole Ramage	RHP	R/R	So	6-1	195	Southlake, Texas / Southlake Carroll HS
29	Marshall Denton	RHP	R/R	R-So	5-11	165	Beebe, Ark. / Beebe HS
31	Caleb Bolden	RHP	R/R	So	6-2	185	Texarkana, Texas / Pleasant Grove HS
32	Matt Cronin	LHP	L/L	Jr	6-2	210	Navarre, Fla. / Navarre HS
33	Patrick Wicklander	LHP	R/L	Fr	6-1	180	San Jose, Calif. / Valley Christian HS
34	Steven Sanchez	LHP	L/L	Fr	6-7	250	Mundelein, Ill. / Mundelein HS
35	Jacob Kostyshock	RHP	R/R	Jr	6-4	175	O'Fallon, Mo. / Francis Howell HS
37	Caden Monke	LHP	L/L	Fr	6-3	160	Mt. Olive, Ill. / Mt. Olive HS
39	Evan Taylor	LHP	L/L	Fr	6-4	235	Florence, Ala. / Florence HS
44	Collin Taylor	RHP	R/R	R-So	5-11	220	Florence, Ala. / Florence HS / Walters State CC
45	Kevin Kopps	RHP	R/R	R-Jr	6-0	200	Sugar Land, Texas / George Ranch HS
46	Carter Sells	RHP	R/R	Fr	6-0	190	Brentwood, Tenn. / Ravenwood HS
48	Zack Plunkett	C	R/R	R-Sr	6-2	230	Hurst, Texas / TCU / L.D. Bell HS
49	Liam Henry	LHP	L/L	Fr	6-2	175	Kansas City, Mo. / Park Hill HS
54	Will Barker	RHP	R/R	Fr.	6-2	180	Sherwood, AR / Pulaski Academy
55	Isaiah Campbell	RHP	R/R	R-Jr	6-4	235	Olathe, Kan. / Olathe South HS
57	Cody Scroggins	RHP	R/R	R-Jr	6-0	185	Bentonville, Ark. / Bentonville HS
88	Zebulon Vermillion	RHP	L/R	So	6-4	215	Prairie Village, Kan. / Shawnee Mission East HS

## Coaches and Support Staff

Head Coach:	2 Dave Van Horn, 17th Season (Arkansas, 1988)
Assistant Coach:	30 Nate Thompson, 2nd Season (Dallas-Baptist, 2006)
Assistant Coach:	47 Matt Hobbs, 1st Season (Missouri, 2002)
Volunteer Assistant Coach:	9 Taylor Smart, 1st Season (Tennessee, 2017)
Student Assistants:	11 Harrison Heffley, 2nd Season; 6 Jared Gates, 1st Season
Director of Operations:	Clay Goodwin, 12th Season (Arkansas, 2005)
Athletic Trainer:	Corey Wood (East Carolina, 2008)
Strength & Conditioning	Blaine Kinsley (Lenoir-Rhyne, 2010)
Director of Video and Scouting	Zach Barr (Arkansas, 2017)
Managers:	Sean O'Neil, Cale Petrie, Hayden Sutton, Chandler Tolbert, Doug Willey, Phil Cebuhar

## Pronunciation Guide

Trevor Ezell	EE-zell
Jacob Nesbit	NEZ-bit
Casey Opitz	Ohpitts
Heston Kjerstad	KERR-stad
Dillon Lifrieri	LIF-fury
Kole Ramage	RAM-midge
Jacob Kostyshock	Cost-EE-shock
Caden Monke	Monk



## 2019 Arkansas Baseball Overall Statistics for Arkansas (as of Jun 03, 2019) (All games Sorted by Batting avg)



Record: 44-17 Home: 31-6 Away: 12-9 Neutral: 1-2 SEC: 20-10

Player	avg	gp-gs	ab	r	h	2b	3b	hr	rbi	tb	slg%	bb	hp	so	gdp	ob%	sf	sh	sb-att	po	a	e	fld%
10 Matt Goodheart	.348	53-46	181	31	63	14	2	4	42	93	.514	33	1	39	1	.451	0	1	5-7	6	0	0	1.000
18 Heston Kjerstad	.331	60-60	245	49	81	11	1	15	46	139	.567	20	12	61	3	.408	0	0	4-4	98	2	2	.980
7 Jack Kenley	.324	61-60	219	53	71	10	4	12	50	125	.571	40	8	51	4	.441	3	1	8-11	68	173	6	.976
4 Trevor Ezell	.323	61-61	232	67	75	22	2	9	45	128	.552	47	3	55	3	.437	4	6	19-20	452	36	3	.994
24 Dominic Fletcher	.312	61-61	247	51	77	23	0	10	56	130	.526	24	4	52	3	.378	3	0	2-3	160	0	2	.988
15 Casey Martin	.287	61-61	261	61	75	19	3	15	53	145	.556	29	5	71	0	.369	0	4	10-12	80	140	23	.905
25 Christian Franklin	.274	59-53	186	38	51	7	1	6	34	78	.419	23	3	60	8	.362	1	5	10-12	84	3	5	.946
5 Jacob Nesbit	.263	59-56	194	33	51	9	0	3	41	69	.356	26	2	50	2	.343	8	6	7-10	21	76	4	.960
12 Casey Opitz	.235	53-45	162	29	38	3	0	2	28	47	.290	34	2	40	8	.370	2	1	6-6	433	48	4	.992
-----																							
22 Curtis Washington	.364	29-6	33	14	12	3	1	1	3	20	.606	7	1	12	0	.488	0	1	4-5	14	2	2	.889
48 Zack Plunkett	.265	25-16	49	12	13	5	0	2	9	24	.490	15	4	18	0	.457	2	1	0-0	121	16	4	.972
17 Trey Harris	.257	15-9	35	5	9	3	0	0	6	12	.343	3	2	6	0	.341	1	1	0-0	1	0	1	.500
8 Jordan McFarland	.238	24-15	63	14	15	1	0	2	12	22	.349	6	3	22	0	.320	3	0	2-2	45	3	0	1.000
Totals	.299	61	2107	457	631	130	14	81	425	1032	.490	307	50	537	32	.397	27	27	77-92	1616	562	66	.971
Opponents	.224	61	1999	266	447	77	4	46	249	670	.335	222	51	574	25	.314	21	23	29-54	1562	511	67	.969

LOB - Team (501), Opp (434). DPs turned - Team (30), Opp (37). CI - Team (0), Opp (2). IBB - Team (10), H. Kjerstad 3, C. Martin 2, C. Opitz 2, M. Goodheart 1, D. Fletcher 1, J. Kenley 1, Opp (5). Picked off - J. Kenley 2, M. Goodheart 1, T. Ezell 1, C. Opitz 1, D. Fletcher 1.

## (All games Sorted by Earned run avg)

Player	era	w-l	app	gs	cg	sho	sv	ip	h	r	er	bb	so	2b	3b	hr	b/avg	wp	hp	bk	sfa	sha	
55 Isaiah Campbell	2.27	11-1	16	16	0	0/1	0	103.0	77	34	26	19	108	13	2	3	.207	4	3	0	2	2	
13 Connor Noland	3.56	3-4	18	17	0	0/0	0	73.1	66	36	29	13	53	6	0	9	.237	4	2	0	2	4	
33 Patrick Wicklander	4.29	6-2	21	14	0	0/3	0	65.0	48	34	31	36	88	12	0	6	.207	4	9	0	2	5	
-----																							
32 Matt Cronin	2.00	1-0	23	0	0	0/2	12	27.0	15	6	6	14	40	0	1	4	.163	1	1	0	1	0	
35 Jacob Kostyshock	2.89	1-3	20	1	0	0/3	1	28.0	21	11	9	10	29	5	0	2	.200	2	3	0	1	0	
45 Kevin Kopps	3.16	6-3	28	0	0	0/2	0	37.0	30	13	13	12	46	9	0	1	.221	3	3	0	1	4	
88 Zebulon Vermillion	3.63	4-1	20	0	0	0/1	1	22.1	21	10	9	9	21	6	0	1	.250	1	4	0	2	2	
44 Collin Taylor	4.05	0-0	7	0	0	0/0	0	6.2	4	3	3	6	3	0	0	1	.174	3	1	0	1	0	
57 Cody Scroggins	4.19	2-0	16	7	0	0/3	0	43.0	37	23	20	25	53	7	0	3	.227	5	6	1	4	1	
49 Liam Henry	4.32	0-1	9	0	0	0/0	0	8.1	6	4	4	8	7	1	0	1	.200	3	1	0	1	0	
29 Marshall Denton	4.60	2-0	23	4	0	0/0	1	29.1	30	17	15	4	31	6	1	4	.259	2	2	1	1	2	
21 Jacob Burton	4.82	0-0	11	0	0	0/0	0	9.1	10	7	5	6	7	4	0	2	.278	1	2	0	0	0	
28 Kole Ramage	4.87	7-1	23	2	0	0/1	0	57.1	58	38	31	23	53	7	0	8	.259	6	4	0	2	2	
39 Evan Taylor	6.43	0-0	8	0	0	0/1	0	7.0	3	5	5	9	13	0	0	0	.136	3	1	0	0	1	
20 Elijah Trest	7.41	1-1	14	0	0	0/1	0	17.0	17	15	14	16	16	0	0	1	.262	1	6	1	1	0	
37 Caden Monke	18.00	0-0	6	0	0	0/0	0	3.0	3	6	6	5	5	1	0	0	.231	1	3	0	0	0	
46 Carter Sells	18.00	0-0	3	0	0	0/0	0	2.0	1	4	4	7	1	0	0	0	.143	0	0	0	0	0	
Totals	3.84	44-17	61	61	0	5/5	15	538.2	447	266	230	222	574	77	4	46	.224	44	51	3	21	23	
Opponents	7.16	17-44	61	61	1	1/1	11	520.2	631	457	414	307	537	130	14	81	.299	60	50	11	27	27	

PB - Team (3), C. Opitz 2, Z. Plunkett 1, Opp (8). Pickoffs - Team (5), C. Opitz 4, I. Campbell 1, Opp (6). SBA/ATT - C. Opitz (23-42), Z. Plunkett (6-11), I. Campbell (3-10), P. Wicklander (3-7), C. Noland (2-6), M. Cronin (4-5), E. Trest (2-5), K. Ramage (4-5), C. Scroggins (3-5), Z. Vermillion (3-3), M. Denton (3-3), J. Kostyshock (2-2), K. Kopps (0-2), J. Burton (0-1).





**2019 Arkansas Baseball**  
**Conference statistics for Arkansas (as of May 18, 2019)**  
**(SEC games only Sorted by Batting avg)**



Record: 20-10 Home: 12-3 Away: 8-7 SEC: 20-10

Player	avg	gp-gs	ab	r	h	2b	3b	hr	rbi	tb	slg%	bb	hp	so	gdp	ob%	sf	sh	sb-att	po	a	e	fld%
10 Matt Goodheart	.369	27-26	103	14	38	11	2	1	20	56	.544	17	1	21	1	.463	0	0	2-3	2	0	0	1.000
18 Heston Kjerstad	.319	29-29	116	20	37	4	0	6	20	59	.509	8	8	34	3	.402	0	0	2-2	53	0	1	.981
24 Dominic Fletcher	.305	30-30	128	20	39	10	0	5	27	64	.500	6	2	30	3	.346	0	0	0-0	87	0	1	.989
15 Casey Martin	.295	30-30	129	28	38	5	2	9	22	74	.574	14	1	41	0	.368	0	0	5-5	37	62	12	.892
7 Jack Kenley	.291	30-30	110	21	32	6	0	6	16	56	.509	18	3	31	4	.402	1	1	3-5	31	91	4	.968
12 Casey Opitz	.265	30-29	102	15	27	1	0	2	15	34	.333	17	1	28	5	.375	0	1	0-0	243	34	3	.989
25 Christian Franklin	.262	30-30	107	20	28	4	0	3	12	41	.383	9	1	39	1	.322	1	4	2-3	55	2	3	.950
4 Trevor Ezell	.256	30-30	117	28	30	14	0	5	24	59	.504	22	1	32	2	.373	2	2	6-7	245	16	0	1.000
5 Jacob Nesbit	.217	30-30	106	15	23	5	0	3	23	37	.349	14	0	29	1	.298	4	1	3-4	10	38	3	.941
-----																							
8 Jordan McFarland	.400	7-3	15	7	6	1	0	1	2	10	.667	1	2	6	0	.500	0	0	0-0	7	1	0	1.000
48 Zack Plunkett	.286	7-1	7	3	2	1	0	0	0	3	.429	2	1	3	0	.500	0	0	0-0	9	4	0	1.000
17 Trey Harris	.167	2-2	6	0	1	1	0	0	0	2	.333	0	0	1	0	.167	0	0	0-0	0	0	0	.000
22 Curtis Washington	.000	11-0	2	2	0	0	0	0	0	0	.000	1	0	2	0	.333	0	0	1-1	1	1	0	1.000
Totals	.287	30	1048	193	301	63	4	41	181	495	.472	129	21	297	20	.374	8	9	24-30	798	281	30	.973
Opponents	.233	30	994	136	232	41	3	27	129	360	.362	112	19	261	9	.320	9	13	16-31	786	276	30	.973

LOB - Team (237), Opp (213). DPs turned - Team (9), Opp (20). CI - Team (0), Opp (1). IBB - Team (5), M. Goodheart 1, D. Fletcher 1, H. Kjerstad 1, C. Opitz 1, J. Kenley 1, Opp (4). Picked off - J. Kenley 2, C. Opitz 1, D. Fletcher 1.

**(SEC games only Sorted by Earned run avg)**

Player	era	w-l	app	gs	cg	sho	sv	ip	h	r	er	bb	so	2b	3b	hr	b/avg	wp	hp	bk	sfa	sha
55 Isaiah Campbell	2.30	7-1	10	10	0	0/1	0	66.2	50	22	17	12	64	8	2	3	.206	3	2	0	1	1
13 Connor Noland	3.95	1-4	10	10	0	0/0	0	43.1	44	22	19	7	34	4	0	6	.263	3	0	0	0	3
-----																						
49 Liam Henry	0.00	0-0	2	0	0	0/0	0	2.0	0	0	0	3	2	0	0	0	.000	1	0	0	0	0
21 Jacob Burton	0.00	0-0	2	0	0	0/0	0	2.0	1	0	0	1	1	1	0	0	.143	0	0	0	0	0
29 Marshall Denton	1.08	0-0	9	0	0	0/0	1	8.1	3	1	1	1	11	2	0	0	.115	1	0	0	0	2
32 Matt Cronin	2.87	0-0	12	0	0	0/1	6	15.2	10	5	5	10	22	0	1	3	.182	1	1	0	0	0
35 Jacob Kostyshock	3.97	1-1	11	0	0	0/1	0	11.1	10	5	5	6	13	2	0	2	.227	2	1	0	0	0
20 Elijah Trest	4.05	1-0	5	0	0	0/0	0	6.2	4	3	3	3	3	0	0	0	.174	0	4	0	0	0
45 Kevin Kopps	4.35	4-3	16	0	0	0/0	0	20.2	17	10	10	6	25	8	0	0	.224	2	2	0	0	2
57 Cody Scroggins	4.74	1-0	9	4	0	0/1	0	24.2	24	16	13	20	22	5	0	2	.250	5	3	0	3	1
88 Zebulon Vermillion	5.40	1-0	7	0	0	0/1	1	8.1	13	5	5	5	8	2	0	1	.361	0	0	0	1	0
33 Patrick Wicklander	6.43	3-1	9	6	0	0/1	0	28.0	26	20	20	22	35	5	0	4	.248	1	3	0	1	2
28 Kole Ramage	7.09	1-0	9	0	0	0/0	0	26.2	28	23	21	11	20	4	0	6	.269	3	3	0	2	2
44 Collin Taylor	9.00	0-0	1	0	0	0/0	0	1.0	1	1	1	1	0	0	0	0	.333	1	0	0	1	0
39 Evan Taylor	40.50	0-0	2	0	0	0/0	0	0.2	1	3	3	4	1	0	0	0	.333	1	0	0	0	0
Totals	4.16	20-10	30	30	0	2/2	8	266.0	232	136	123	112	261	41	3	27	.233	24	19	0	9	13
Opponents	6.05	10-20	30	30	1	1/1	5	262.0	301	193	176	129	297	63	4	41	.287	22	21	2	8	9

PB - Team (2), C. Opitz 2, Opp (4). Pickoffs - Team (5), C. Opitz 4, I. Campbell 1, Opp (4). SBA/ATT - C. Opitz (16-30), I. Campbell (1-6), C. Scroggins (3-5), M. Cronin (4-5), Z Vermillion (3-3), P Wicklander (1-3), K. Ramage (2-3), E. Trest (1-2), C. Noland (0-2), K. Kopps (0-1), M. Denton (1-1).

**2019 Arkansas Baseball**  
**Games Summary for Arkansas (as of Jun 03, 2019)**  
**(All games)**



<b>Score by innings</b>	<b>1</b>	<b>2</b>	<b>3</b>	<b>4</b>	<b>5</b>	<b>6</b>	<b>7</b>	<b>8</b>	<b>9</b>	<b>EX</b>	<b>Total</b>
Arkansas	47	59	46	60	67	58	52	45	16	7	457
Opponents	24	22	23	30	40	34	24	37	27	5	266

**Record when ...**

Overall	44-17	After 6 leading	40-3
Conference	20-10	..... trailing	1-10
Non-Conference	24-7	..... tied	3-4
Home games	31-6	After 7 leading	40-2
Away games	12-9	..... trailing	2-9
Neutral site	1-2	..... tied	0-5
Day games	20-12	After 8 leading	36-0
Night games	24-5	..... trailing	2-15
vs Left starter	17-5	..... tied	2-1
vs Right starter	27-12		
1-Run games	5-6	Hit 0 home runs	13-7
2-Run games	10-2	... 1 home run	12-8
5+Run games	25-6	... 2+ home runs	19-2
Extra innings	2-1		
Shutouts	5-1	Opponent 0 home runs	27-5
		..... 1 home run	12-5
Scoring 0-2 runs	1-8	..... 2+ HRs	5-7
..... 3-5 runs	12-5		
..... 6-9 runs	10-4	Made 0 errors	16-4
..... 10+ runs	21-0	.... 1 error	17-8
		.... 2+ errors	11-5
Opponent 0-2 runs	18-0		
..... 3-5 runs	18-6	Opp. made 0 errors	12-6
..... 6-9 runs	7-5	..... 1 error	12-9
..... 10+ runs	1-6	..... 2+ errors	20-2
Scored in 1st inning	20-3	Out-hit opponent	35-7
Opp. scored in 1st	8-5	Out-hit by opponent	6-9
Scores first	34-8	Hits are tied	3-1
Opp. scores first	10-9		

**Record when team scores:**

Runs	0	1	2	3	4	5	6	7	8	9	10+
W-L	0-1	0-2	1-5	4-3	4-1	4-1	2-1	1-3	4-0	3-0	21-0

**Record when opponent scores:**

Runs	0	1	2	3	4	5	6	7	8	9	10+
W-L	5-0	4-0	9-0	13-4	3-2	2-0	3-4	2-1	1-0	1-0	1-6

**Record when leading after:**

Inn.	1	2	3	4	5	6	7	8
W-L	18-3	26-8	30-8	30-9	33-8	40-3	40-2	36-0

**Record when trailing after:**

Inn.	1	2	3	4	5	6	7	8
W-L	3-4	4-6	5-7	6-6	5-8	1-10	2-9	2-15

**Record when tied after:**

Inn.	1	2	3	4	5	6	7	8
W-L	23-10	14-3	9-2	8-2	6-1	3-4	0-5	2-1

Current winning streak: 3  
 Longest winning streak: 7  
 Longest losing streak: 4

Home attendance : 314947 ( 35 dates avg = 8998 )  
 Away attendance : 72013 ( 21 dates avg = 3429 )  
 Total attendance: 386960 ( 56 dates avg = 6910 )



**2019 Arkansas Baseball**  
**Miscellaneous Stats for Arkansas (as of Jun 03, 2019)**  
**(All games)**



**Starting Lineup By Position**  
**(Team W-L record when starter)**

<b>PITCHER:</b>		
13 Connor Noland	17	(8-9)
55 Isaiah Campbell	16	(13-3)
33 Patrick Wicklander	14	(12-2)
57 Cody Scroggins	7	(6-1)
29 Marshall Denton	4	(2-2)
28 Kole Ramage	2	(2-0)
35 Jacob Kostyshock	1	(1-0)
<b>CATCHER:</b>		
12 Casey Opitz	45	(34-11)
48 Zack Plunkett	16	(10-6)
<b>FIRST BASE:</b>		
4 Trevor Ezell	55	(39-16)
8 Jordan McFarland	6	(5-1)
<b>SECOND BASE:</b>		
7 Jack Kenley	55	(39-16)
4 Trevor Ezell	6	(5-1)
<b>THIRD BASE:</b>		
5 Jacob Nesbit	56	(40-16)
7 Jack Kenley	5	(4-1)
<b>SHORTSTOP:</b>		
15 Casey Martin	61	(44-17)
<b>LEFT FIELD:</b>		
25 Christian Franklin	53	(37-16)
22 Curtis Washington	6	(5-1)
10 Matt Goodheart	2	(2-0)
<b>CENTER FIELD:</b>		
24 Dominic Fletcher	61	(44-17)
<b>RIGHT FIELD:</b>		
18 Heston Kjerstad	60	(43-17)
10 Matt Goodheart	1	(1-0)
<b>DESIGNATED HITTER:</b>		
10 Matt Goodheart	43	(30-13)
8 Jordan McFarland	9	(7-2)
17 Trey Harris	9	(7-2)

**Starting Lineup By Lineup Spot**  
**(Team W-L record when starter)**

<b>LEADOFF:</b>		
4 Trevor Ezell	33	(22-11)
15 Casey Martin	28	(22-6)
<b>2ND SPOT:</b>		
18 Heston Kjerstad	34	(25-9)
15 Casey Martin	27	(19-8)
<b>3RD SPOT:</b>		
4 Trevor Ezell	28	(22-6)
10 Matt Goodheart	23	(16-7)
15 Casey Martin	6	(3-3)
18 Heston Kjerstad	4	(3-1)
<b>CLEANUP:</b>		
24 Dominic Fletcher	61	(44-17)
<b>5TH SPOT:</b>		
18 Heston Kjerstad	22	(15-7)
10 Matt Goodheart	16	(10-6)
12 Casey Opitz	11	(10-1)
8 Jordan McFarland	4	(2-2)
7 Jack Kenley	4	(4-0)
17 Trey Harris	4	(3-1)
<b>6TH SPOT:</b>		
7 Jack Kenley	35	(20-15)
10 Matt Goodheart	7	(7-0)
12 Casey Opitz	6	(6-0)
17 Trey Harris	5	(4-1)
48 Zack Plunkett	3	(2-1)
5 Jacob Nesbit	2	(2-0)
8 Jordan McFarland	2	(2-0)
25 Christian Franklin	1	(1-0)
<b>7TH SPOT:</b>		
5 Jacob Nesbit	21	(12-9)
7 Jack Kenley	19	(18-1)
12 Casey Opitz	7	(5-2)
25 Christian Franklin	6	(3-3)
8 Jordan McFarland	6	(5-1)
48 Zack Plunkett	2	(1-1)
<b>8TH SPOT:</b>		
5 Jacob Nesbit	26	(22-4)
12 Casey Opitz	19	(12-7)
48 Zack Plunkett	9	(6-3)
8 Jordan McFarland	3	(3-0)
7 Jack Kenley	2	(1-1)
25 Christian Franklin	2	(0-2)
<b>9TH SPOT:</b>		
25 Christian Franklin	44	(33-11)
5 Jacob Nesbit	7	(4-3)
22 Curtis Washington	6	(5-1)
12 Casey Opitz	2	(1-1)
48 Zack Plunkett	2	(1-1)





## 2019 Arkansas Baseball Overall Statistics for Arkansas (as of Jun 03, 2019) (NCAA Fayetteville Regional Sorted by Batting avg)



Record: 3-0 Home: 3-0 Away: 0-0 SEC: 0-0

Player	avg	gp-gs	ab	r	h	2b	3b	hr	rbi	tb	slg%	bb	hp	so	gdp	ob%	sf	sh	sb-att	po	a	e	fld%
7 Jack Kenley	.600	3-3	10	3	6	2	0	0	2	8	.800	2	0	2	0	.667	0	0	0-0	3	7	0	1.000
4 Trevor Ezell	.571	3-3	14	3	8	3	0	1	4	14	1.000	0	0	4	0	.571	0	0	1-1	28	0	1	.966
10 Matt Goodheart	.364	3-3	11	3	4	1	0	1	3	8	.727	3	0	1	0	.500	0	0	0-0	0	0	0	.000
18 Heston Kjerstad	.364	3-3	11	3	4	1	0	1	2	8	.727	1	0	5	0	.417	0	0	0-0	2	0	0	1.000
5 Jacob Nesbit	.300	3-3	10	1	3	0	0	0	0	3	.300	1	0	2	0	.364	0	0	1-2	0	6	0	1.000
24 Dominic Fletcher	.231	3-3	13	3	3	1	0	0	3	4	.308	0	0	3	0	.231	0	0	1-1	11	0	0	1.000
25 Christian Franklin	.222	3-3	9	2	2	0	0	0	1	2	.222	1	1	3	0	.364	0	0	2-2	3	0	0	1.000
12 Casey Opitz	.083	3-3	12	1	1	0	0	0	3	1	.083	0	0	1	0	.083	0	0	1-1	30	1	0	1.000
15 Casey Martin	.077	3-3	13	1	1	0	0	0	0	1	.077	0	0	5	0	.077	0	1	0-0	4	12	2	.889
-----																							
22 Curtis Washington	.000	1-0	0	0	0	0	0	0	0	0	.000	0	0	0	0	.000	0	0	0-0	0	0	0	.000
Totals	.311	3	103	20	32	8	0	3	18	49	.476	8	1	26	0	.366	0	1	6-7	81	29	3	.973
Opponents	.147	3	95	6	14	4	0	1	6	21	.221	3	0	30	1	.170	2	0	0-0	75	29	2	.981

LOB - Team (18), Opp (13). DPs turned - Team (1), Opp (1).

## (NCAA Fayetteville Regional Sorted by Earned run avg)

Player	era	w-l	app	gs	cg	sho	sv	ip	h	r	er	bb	so	2b	3b	hr	b/avg	wp	hp	bk	sfa	sha
33 Patrick Wicklander	0.00	1-0	1	1	0	0/1	0	5.0	3	0	0	1	7	1	0	0	.167	0	0	0	0	0
55 Isaiah Campbell	1.12	1-0	1	1	0	0/0	0	8.0	4	1	1	1	8	1	0	0	.154	0	0	0	1	0
13 Connor Noland	1.69	1-0	1	1	0	0/0	0	5.1	2	2	1	0	2	0	0	0	.105	0	0	0	1	0
-----																						
57 Cody Scroggins	0.00	0-0	1	0	0	0/1	0	2.2	2	0	0	0	4	1	0	0	.200	0	0	0	0	0
45 Kevin Kopps	0.00	0-0	1	0	0	0/0	0	1.2	0	0	0	0	4	0	0	0	.000	0	0	0	0	0
35 Jacob Kostyshock	0.00	0-0	1	0	0	0/1	0	1.1	0	0	0	0	3	0	0	0	.000	0	0	0	0	0
32 Matt Cronin	0.00	0-0	1	0	0	0/0	1	1.0	0	0	0	0	1	0	0	0	.000	0	0	0	0	0
29 Marshall Denton	13.50	0-0	1	0	0	0/0	0	2.0	3	3	3	1	1	1	0	1	.333	0	0	0	0	0
Totals	1.67	3-0	3	3	0	1/1	1	27.0	14	6	5	3	30	4	0	1	.147	0	0	0	2	0
Opponents	6.12	0-3	3	3	0	0/0	0	25.0	32	20	17	8	26	8	0	3	.311	1	1	0	0	1

PB - Team (0), Opp (1).



**2019 Arkansas Baseball**  
**Overall Statistics for Arkansas (as of Jun 05, 2019)**  
**(vs. Ole Miss Sorted by Batting avg)**



Record: 2-3 Home: 1-2 Away: 0-0 Neutral: 1-1 SEC: 1-2

Player	avg	gp-gs	ab	r	h	2b	3b	hr	rbi	tb	slg%	bb	hp	so	gdp	ob%	sf	sh	sb-att	po	a	e	fld%
24 Dominic Fletcher	.389	5-5	18	3	7	3	0	0	4	10	.556	1	1	1	0	.450	0	0	0-0	20	0	1	.952
10 Matt Goodheart	.375	5-5	16	2	6	0	0	1	6	9	.563	4	0	2	1	.500	0	0	0-0	0	0	0	.000
15 Casey Martin	.316	5-5	19	4	6	2	0	1	3	11	.579	3	1	5	0	.435	0	0	0-0	13	7	1	.952
25 Christian Franklin	.267	4-4	15	2	4	0	0	1	1	7	.467	0	0	5	1	.267	0	1	0-0	13	0	1	.929
7 Jack Kenley	.211	5-5	19	1	4	0	0	1	5	7	.368	1	0	6	0	.250	0	0	0-2	3	15	0	1.000
18 Heston Kjerstad	.167	5-5	18	2	3	0	0	0	0	3	.167	1	1	4	2	.250	0	0	0-0	9	0	0	1.000
5 Jacob Nesbit	.143	5-4	14	2	2	2	0	0	0	4	.286	1	0	7	0	.200	0	1	0-0	1	4	0	1.000
4 Trevor Ezell	.125	5-5	16	3	2	0	0	0	0	2	.125	5	0	6	1	.333	0	0	1-1	33	2	0	1.000
12 Casey Opitz	.071	4-4	14	0	1	0	0	0	0	1	.071	2	0	3	0	.188	0	0	0-0	29	5	1	.971
-----																							
22 Curtis Washington	.000	2-1	4	1	0	0	0	0	0	0	.000	0	0	1	0	.000	0	0	0-0	2	0	0	1.000
48 Zack Plunkett	.000	1-1	4	0	0	0	0	0	0	0	.000	0	0	0	0	.000	0	0	0-0	3	2	0	1.000
8 Jordan McFarland	.000	1-1	3	0	0	0	0	0	0	0	.000	0	0	1	0	.000	0	0	0-0	4	1	0	1.000
Totals	.219	5	160	20	35	7	0	4	19	54	.338	18	3	41	5	.309	0	2	1-3	132	42	4	.978
Opponents	.247	5	162	23	40	7	0	5	23	62	.383	23	6	34	2	.358	2	4	9-11	129	45	5	.972

LOB - Team (34), Opp (42). DPs turned - Team (3), Opp (5). IBB - Team (1), H. Kjerstad 1.

**(vs. Ole Miss Sorted by Earned run avg)**

Player	era	w-l	app	gs	cg	sho	sv	ip	h	r	er	bb	so	2b	3b	hr	b/avg	wp	hp	bksfa	sha
55 Isaiah Campbell	2.57	1-0	1	1	0	0/0	0	7.0	4	2	2	2	5	2	0	0	.160	0	0	0	0
13 Connor Noland	2.79	0-0	2	2	0	0/0	0	9.2	9	3	3	2	5	0	0	2	.257	0	0	0	0
57 Cody Scroggins	3.18	0-0	3	1	0	0/0	0	5.2	6	2	2	5	3	0	0	1	.286	1	0	0	0
-----																					
20 Elijah Trest	0.00	0-0	1	0	0	0/0	0	1.2	1	0	0	1	1	0	0	0	.200	0	2	0	0
29 Marshall Denton	0.00	0-0	1	0	0	0/0	0	1.0	0	0	0	0	1	0	0	0	.000	0	0	0	0
35 Jacob Kostyshock	0.00	0-0	2	0	0	0/0	0	1.0	1	0	0	1	1	0	0	0	.200	0	1	0	0
39 Evan Taylor	0.00	0-0	1	0	0	0/0	0	0.0	0	0	0	2	0	0	0	0		0	0	0	0
28 Kole Ramage	2.08	0-0	2	0	0	0/0	0	4.1	3	1	1	0	3	1	0	1	.188	0	0	0	0
32 Matt Cronin	2.45	0-0	3	0	0	0/0	2	3.2	2	1	1	1	7	0	0	1	.167	0	0	0	1
33 Patrick Wicklander	7.71	0-0	2	1	0	0/0	0	4.2	4	4	4	3	4	2	0	0	.222	2	2	0	0
45 Kevin Kopps	12.27	1-2	4	0	0	0/0	0	3.2	6	5	5	4	3	1	0	0	.429	1	0	0	1
88 Zebulon Vermillion	27.00	0-1	2	0	0	0/0	0	1.2	4	5	5	2	1	1	0	0	.500	0	1	0	1
Totals	4.70	2-3	5	5	0	0/0	2	44.0	40	23	23	23	34	7	0	5	.247	4	6	0	2
Opponents	3.98	3-2	5	5	0	0/0	3	43.0	35	20	19	18	41	7	0	4	.219	3	3	0	2

Pickoffs - Team (1), C. Opitz 1. SBA/ATT - C. Opitz (9-10), Z Vermillion (3-3), M. Cronin (2-2), E. Trest (1-2), Z. Plunkett (0-1), C. Scroggins (1-1), M. Denton (1-1), P Wicklander (1-1), C. Noland (0-1).

## 2019 Arkansas Baseball Overall Statistics for Arkansas (as of Jun 05, 2019) (Home games Sorted by Batting avg)



Record: 31-6 Home: 31-6 Away: 0-0 SEC: 12-3

Player	avg	gp-gs	ab	r	h	2b	3b	hr	rbi	tb	slg%	bb	hp	so	gdp	ob%	sf	sh	sb-att	po	a	e	fld%
18 Heston Kjerstad	.371	36-36	140	36	52	8	1	10	33	92	.657	15	10	35	3	.467	0	0	4-4	56	1	0	1.000
4 Trevor Ezell	.367	37-37	139	49	51	11	2	6	27	84	.604	27	2	25	3	.468	3	5	12-12	281	19	3	.990
7 Jack Kenley	.357	37-36	129	36	46	6	3	10	37	88	.682	27	4	33	2	.475	2	0	5-7	44	105	3	.980
24 Dominic Fletcher	.342	37-37	146	32	50	16	0	6	38	84	.575	15	2	29	2	.404	3	0	2-3	86	0	0	1.000
15 Casey Martin	.340	37-37	156	45	53	16	1	9	41	98	.628	21	3	36	0	.428	0	2	4-6	43	91	12	.918
10 Matt Goodheart	.330	31-26	97	21	32	6	1	2	27	46	.474	23	0	19	1	.458	0	1	3-3	6	0	0	1.000
25 Christian Franklin	.321	36-30	106	23	34	4	1	4	20	52	.491	12	1	30	3	.392	1	5	7-8	41	0	5	.891
5 Jacob Nesbit	.286	35-33	112	19	32	2	0	2	25	40	.357	13	1	27	1	.348	6	5	4-5	10	50	2	.968
12 Casey Opitz	.191	31-26	94	18	18	2	0	1	21	23	.245	22	2	21	6	.353	1	0	4-4	266	28	2	.993
-----																							
22 Curtis Washington	.444	22-5	27	12	12	3	1	1	3	20	.741	7	1	9	0	.571	0	1	2-3	10	1	2	.846
8 Jordan McFarland	.295	17-12	44	13	13	1	0	2	12	20	.455	6	2	13	0	.382	3	0	2-2	34	1	0	1.000
48 Zack Plunkett	.250	15-11	32	10	8	5	0	2	8	19	.594	12	3	12	0	.469	2	0	0-0	96	11	3	.973
17 Trey Harris	.250	12-7	28	5	7	2	0	0	5	9	.321	3	2	5	0	.353	1	1	0-0	1	0	1	.500
Totals	.326	37	1250	319	408	82	10	55	297	675	.540	203	33	294	21	.427	22	20	49-57	990	337	42	.969
Opponents	.219	37	1235	153	270	44	2	29	144	405	.328	120	26	377	17	.299	9	9	23-34	908	309	39	.969

LOB - Team (303), Opp (256). DPs turned - Team (19), Opp (26). CI - Team (0), Opp (2). IBB - Team (5), H. Kjerstad 2, J. Kenley 1, C. Martin 1, C. Opitz 1. Picked off - J. Kenley 1, D. Fletcher 1.

### (Home games Sorted by Earned run avg)

Player	era	w-l	app	gs	cg	sho	sv	ip	h	r	er	bb	so	2b	3b	hr	b/avg	wp	hp	bk	sfa	sha
13 Connor Noland	1.82	3-0	10	10	0	0/0	0	49.1	38	15	10	6	40	3	0	2	.207	3	2	0	2	3
55 Isaiah Campbell	2.31	7-0	9	9	0	0/1	0	58.1	40	19	15	9	69	8	0	3	.190	2	0	0	1	0
33 Patrick Wicklander	2.84	4-0	11	8	0	0/2	0	38.0	27	15	12	19	56	7	0	2	.200	1	3	0	1	3
-----																						
39 Evan Taylor	0.00	0-0	6	0	0	0/1	0	5.1	0	0	0	5	11	0	0	0	.000	2	0	0	0	0
32 Matt Cronin	2.51	1-0	13	0	0	0/2	8	14.1	10	4	4	7	22	0	1	3	.192	0	1	0	0	0
35 Jacob Kostyshock	2.84	1-2	14	1	0	0/3	1	19.0	13	8	6	7	20	2	0	2	.191	2	2	0	1	0
57 Cody Scroggins	3.00	1-0	7	4	0	0/2	0	24.0	20	8	8	13	32	2	0	2	.225	3	2	1	1	0
45 Kevin Kopps	3.09	4-2	15	0	0	0/2	0	23.1	18	8	8	7	29	5	0	1	.209	1	2	0	0	2
88 Zebulon Vermillion	3.18	2-0	10	0	0	0/0	0	11.1	10	5	4	4	11	4	0	0	.227	0	2	0	1	0
44 Collin Taylor	3.38	0-0	5	0	0	0/0	0	5.1	3	2	2	4	3	0	0	1	.158	2	1	0	0	0
21 Jacob Burton	4.82	0-0	10	0	0	0/0	0	9.1	10	6	5	5	7	4	0	2	.278	1	1	0	0	0
49 Liam Henry	5.06	0-1	6	0	0	0/0	0	5.1	5	3	3	5	4	1	0	1	.250	1	0	0	1	0
28 Kole Ramage	5.28	5-1	14	2	0	0/1	0	30.2	37	23	18	11	31	4	0	6	.289	4	2	0	0	0
29 Marshall Denton	5.32	2-0	15	3	0	0/0	0	22.0	23	15	13	2	23	3	1	3	.258	1	1	1	1	1
20 Elijah Trest	8.74	1-0	10	0	0	0/1	0	11.1	12	12	11	10	13	0	0	1	.273	1	5	1	0	0
37 Caden Monke	23.14	0-0	5	0	0	0/0	0	2.1	3	6	6	2	5	1	0	0	.273	1	2	0	0	0
46 Carter Sells	54.00	0-0	2	0	0	0/0	0	0.2	1	4	4	4	1	0	0	0	.250	0	0	0	0	0
Totals	3.52	31-6	37	37	0	4/4	9	330.0	270	153	129	120	377	44	2	29	.219	25	26	3	9	9
Opponents	8.62	6-31	37	37	1	0/0	5	302.2	408	319	290	203	294	82	10	55	.326	40	33	10	22	20

PB - Team (1), Z. Plunkett 1, Opp (4). Pickoffs - Team (4), C. Opitz 3, I. Campbell 1, Opp (2). SBA/ATT - C. Opitz (18-25), Z. Plunkett (5-9), E. Trest (2-5), I. Campbell (2-4), P Wicklander (2-4), K. Ramage (4-4), M. Denton (3-3), Z Vermillion (3-3), C. Scroggins (2-3), M. Cronin (3-3), C. Noland (1-2), J. Burton (0-1), K. Kopps (0-1), J Kostyshock (1-1).



# #55 ISAIAH

## CAMPBELL

RHP • 6-4 • 225 • R-JUNIOR

OLATHE, KAN.

OLATHE SOUTH HS



### CAREER HIGHS

Category	High	Opponent (Last)	Date
Innings	8.0	2x (TCU)	6/1/19
Longest Start	8.0	2x (TCU)	6/1/19
Shortest Start	0.0	Dallas Baptist	6/3/18
Longest Relief	5.0	Alabama	5/13/16
Hits	8	2x (at LSU)	5/6/18
Runs	7	No. 18 Tennessee	4/16/19
Earned Runs	5	3x (at LSU)	5/6/18
Walks	4	2x (at No. 2 Florida)	3/24/18
Strikeouts	13	Stony Brook	3/1/19

### 2019 TRENDS

- Has 6 IP or more in 12 of last 14 starts ... 15 of 16 starts have been 5+ IP.
- 2nd in SEC in overall IP (103.0) ... 2nd in SEC games only (66.2) ... T-2nd in wins (11).
- Four starts with 10+ strikeouts (last vs. #2 Mississippi St. - April 18)
- 6th in league with 108 strikeouts.
- Is one of only four SEC pitchers with top-10 totals in ERA (2.27), innings pitched (103.0) and strikeouts (108).
- Hasn't given up more than three walks in 28-consecutive outings
- First Razorback pitcher since 2017 (T. Stephan) with three-straight 10+ strikeout performances (vs. Stony Brook, La. Tech, Missouri).
- Golden Spikes Semifinalist

### CAMPBELL'S CAREER APPEARANCES

#### Isaiah Campbell 2019 Game-By-Game (R-Junior)

		(16 Appearances, 16 Starts)						
Date	Opponent	IP	H	R-ER	BB	K	Result	
2/16/19	Eastern Illinois*	5.0	5	3-3	0	5	W, 1-0	
2/22/19	at USC*	5.1	6	6-3	2	5	W, 2-0	
3/1/19	Stony Brook*	7.0	3	0-0	1	13	W, 3-0	
3/8/19	Louisiana Tech*	6.0	7	2-2	0	10	ND	
3/15/19	Missouri*	7.0	2	0-0	1	11	W, 4-0	
3/22/19	at Alabama*	7.0	5	0-0	1	7	W, 5-0	
3/29/19	#21 Ole Miss*	7.0	4	2-2	2	5	W, 6-0	
4/5/19	at #15 Auburn*	6.2	7	3-3	3	3	ND	
4/12/19	at #6 Vanderbilt*	7.2	6	3-3	0	9	L, 6-1	
4/18/19	#2 Mississippi St.*	7.2	5	2-2	0	10	W, 7-1	
4/26/19	#18 Tennessee*	4.2	6	7-3	3	3	ND	
5/3/19	at Kentucky*	7.0	5	1-1	0	6	W, 8-1	
5/9/19	#15 LSU*	6.0	4	2-2	1	4	W, 9-1	
5/16/19	at #17 Texas A&M*	6.0	6	2-1	1	6	W, 10-1	
5/23/19	vs. Georgia*	5.0	2	0-0	3	3	ND	
6/1/19	vs. TCU*	8.0	4	1-1	1	8	W, 11-1	
<b>TOTALS</b>	<b>16 G, 16 GS</b>	<b>103.0</b>	<b>77</b>	<b>34-26</b>	<b>19</b>	<b>108</b>	<b>11-1</b>	

#### Isaiah Campbell 2018 Game-By-Game (R-Sophomore)

		(18 Appearances, 17 Starts)						
Date	Opponent	IP	H	R-ER	BB	K	Result	
2/17/18	Bucknell*	4.0	3	1-1	2	7	W, 1-0	
2/24/18	at San Diego State*	5.0	5	2-1	1	7	ND	
3/3/18	USC*	5.1	3	1-1	3	2	L, 1-1	
3/9/18	Kent State*	3.2	5	5-1	2	3	L, 1-2	
3/17/18	#4 Kentucky*	8.0	3	1-1	4	8	W, 2-2	
3/24/18	at #2 Florida*	1.0	4	6-5	4	2	L, 2-3	
4/8/18	#13 Auburn*	2.0	6	3-3	0	4	ND	
4/14/18	South Carolina*	5.0	2	0-0	1	1	W, 3-3	
4/21/18	at Mississippi St.*	5.2	8	6-5	3	6	L, 3-4	
4/29/18	Alabama*	1.1	1	1-1	3	0	ND	
5/6/18	at LSU*	4.1	8	5-5	0	3	L, 3-5	
5/13/18	#20 Texas A&M*	5.0	5	0-0	0	7	W, 4-5	
5/19/18	at #13 Georgia	3.0	1	0-0	0	3	ND	
5/26/18	vs. LSU*	5.0	4	2-2	1	7	L, 4-6	
6/3/18	Dallas Baptist*	0.0	1	1-1	2	0	ND	
6/11/18	South Carolina*	4.0	4	2-2	2	5	ND	
6/22/18	vs. Florida*	5.1	2	2-2	0	8	W, 5-6	
6/28/18	vs. Oregon St.*	2.0	2	3-2	1	2	L, 5-7	
<b>TOTALS</b>	<b>18 G, 17 GS</b>	<b>69.2</b>	<b>67</b>	<b>41-33</b>	<b>29</b>	<b>75</b>	<b>5-7</b>	

#### Isaiah Campbell 2017 Game-By-Game (Sophomore)

		(17 Appearances, 16 Starts)						
Date	Opponent	IP	H	R-ER	BB	K	Result	
2/25/17	Bryant	0.2	3	3-3	1	1	ND	
<b>TOTALS</b>	<b>1 G, 0 GS</b>	<b>0.2</b>	<b>3</b>	<b>3-3</b>	<b>1</b>	<b>1</b>	<b>0-0</b>	

#### Isaiah Campbell 2016 Game-By-Game (Freshman)

		(13 Appearances, 6 Starts)						
Date	Opponent	IP	H	R-ER	BB	K	Result	
2/23/16	Miss. Valley State*	2.0	2	1-1	0	1	W, 1-0	
3/9/16	Gonzaga	0.1	1	0-0	0	1	ND	
3/15/16	Grambling State*	4.0	4	3-3	1	4	W, 2-0	
3/18/16	at South Carolina	1.0	1	1-1	0	0	ND	
4/6/16	at Memphis*	2.2	2	0-0	1	2	ND	
4/9/16	at Ole Miss	0.2	3	2-1	0	1	ND	
4/14/16	Florida	2.1	3	2-0	0	3	ND	
4/19/16	Creighton*	3.0	2	0-0	0	2	W, 3-0	
4/26/16	Oklahoma State*	3.1	3	3-2	2	2	ND	
5/1/16	Texas A&M	3.1	3	1-1	1	1	ND	
5/7/16	at LSU	1.0	3	3-3	2	2	ND	
5/13/16	Alabama	5.0	1	0-0	1	2	ND	
5/20/16	at Mississippi St.*	3.0	3	3-1	3	1	L, 3-1	
<b>TOTALS</b>	<b>13 G, 6 GS</b>	<b>31.2</b>	<b>31</b>	<b>19-13</b>	<b>11</b>	<b>23</b>	<b>3-1</b>	

### Isaiah Campbell Career Stats

Year	ERA	W	L	App	GS	CG	SHO	CBO	SV	IP	H	R	ER	BB	SO	2B	3B	HR	BF	B/Avg	WP	HBP	BK	SFA	SHA	PO	A	E	FLD%
2016	3.69	3	1	13	6	0	0	0	0	31.2	31	19	13	11	23	4	0	4	139	.256	1	3	0	1	3	2	6	0	1.000
2017	40.50	0	0	1	0	0	0	0	0	0.2	3	3	3	1	1	1	0	0	6	.600	1	0	0	0	0	8	7	0	1.000
2018	4.26	5	7	18	17	0	0	1	0	69.2	67	41	33	29	75	19	1	4	305	.249	8	4	0	1	2	4	5	1	.900
2019	2.27	11	1	16	16	0	0	1	0	103.0	77	34	26	19	108	13	2	3	398	.207	4	3	0	2	2	4	10	1	.933
<b>TOTAL</b>	<b>3.29</b>	<b>19</b>	<b>9</b>	<b>48</b>	<b>39</b>	<b>0</b>	<b>0</b>	<b>2</b>	<b>0</b>	<b>205.0</b>	<b>178</b>	<b>97</b>	<b>75</b>	<b>60</b>	<b>207</b>	<b>37</b>	<b>3</b>	<b>11</b>	<b>848</b>	<b>.232</b>	<b>14</b>	<b>10</b>	<b>0</b>	<b>4</b>	<b>7</b>				

### Isaiah Campbell Career SEC Stats

Year	ERA	W	L	App	GS	CG	SHO	CBO	SV	IP	H	R	ER	BB	SO	2B	3B	HR	BF	B/Avg	WP	HBP	BK	SFA	SHA	PO	A	E	FLD%
2016	3.86	0	1	7	1	0	0	0	0	16.1	17	12	7	7	10	3	0	1	75	.258	0	1	0	1	0	1	2	0	1.000
2018	5.09	3	3	9	8	0	0	1	0	35.1	38	22	20	15	34	11	0	3	154	.281	4	1	0	1	2	4	6	0	1.000
2019	2.30	7	1	10	10	0	0	1	0	66.2	50	22	17	12	64	8	2	3	259	.206	3	2	0	1	1	3	8	0	1.000
<b>TOTAL</b>	<b>3.35</b>	<b>10</b>	<b>5</b>	<b>26</b>	<b>19</b>	<b>0</b>	<b>0</b>	<b>2</b>	<b>0</b>	<b>118.1</b>	<b>105</b>	<b>56</b>	<b>44</b>	<b>34</b>	<b>108</b>	<b>22</b>	<b>2</b>	<b>7</b>	<b>488</b>	<b>.236</b>	<b>7</b>	<b>4</b>	<b>0</b>	<b>3</b>	<b>3</b>	<b>8</b>	<b>16</b>	<b>0</b>	<b>1.000</b>

# A || POTENTIAL STARTING PITCHER

## #33 PATRICK WICKLANDER

LHP • 6-1 • 175 • FRESHMAN  
SAN JOSE, CALIF.  
VALLEY CHRISTIAN HS



### SEASON HIGHS

Category	High	Opponent (Last)	Date
Innings	5.2	No. 18 Tennessee	4/27/19
Longest Start	5.2	No. 18 Tennessee	4/27/19
Shortest Start	1.2	at No. 17 Texas A&M	5/17/19
Longest Relief	2.1	Eastern Illinois	2/17/19
Hits	5	2x (No. 15 LSU)	5/10/19
Runs	4	2x (at No. 17 Texas A&M)	5/17/19
Earned Runs	4	2x (at No. 17 Texas A&M)	5/17/19
Walks	3	5x (at No. 17 Texas A&M)	5/17/19
Strikeouts	8	2x (Western Illinois)	3/12/19

### 2019 TRENDS

- Is 6-2 as a first-year starter with a 4.29 ERA in 65.0 innings.
- Made 14 starts in 21 appearances; More appearances than any other freshman pitcher on the team.
- Has thrown three or more innings in nine of last 10 outings.
- Struck out six or more in four of his six conference starts (at Auburn, vs. Miss. State, vs. Tennessee, at Kentucky)
- Struck out five or more in last seven of last 10 starts.
- Picked up first collegiate win vs. Charlotte (March 6) after throwing 5.0 scoreless innings with only one hit allowed.
- Seven of 13 starts came against non-conference opponents.
- Has given up three or less hits in 10 of last 13 outings.
- Won in consecutive starts for the first time since March 6 vs. Charlotte and March 12 vs. Western Illinois after working 5+ IP against No. 18 Tennessee (April 27) and at Kentucky (May 5).
- His 88 strikeouts are the 15th-most among all pitchers in the league and second among all freshmen pitchers.
- Gave up three hits in five scoreless innings in his first NCAA Tournament start vs. TCU (June 2) last week, striking out seven and walking one.
- Named to SEC All-Freshman Team

### WICKLANDER'S CAREER APPEARANCES

Patrick Wicklander 2019 Game-By-Game (Freshman)  
(21 Appearances, 14 Starts)

Date	Opponent	IP	H	R-ER	BB	K	Result
2/17/19	Eastern Illinois	2.1	2	1-1	0	4	ND
2/21/19	at USC	0.0	0	0-0	2	0	ND
2/23/19	at USC	2.0	2	2-2	0	2	L, 0-1
2/27/19	Memphis*	3.0	3	2-2	1	4	ND
3/2/19	Stony Brook	1.0	0	0-0	2	3	ND
3/6/19	Charlotte*	5.0	1	0-0	3	8	W, 1-1
3/12/19	Western Illinois*	5.0	1	0-0	1	8	W, 2-1
3/19/19	at #9 Texas*	4.0	5	4-4	1	3	ND
3/23/19	at Alabama	0.0	0	3-3	3	0	ND
3/26/19	at Missouri St.*	2.0	0	0-0	0	5	ND
3/31/19	#21 Ole Miss	0.1	2	2-2	2	0	ND
4/2/19	Little Rock*	3.1	3	3-0	2	5	ND
4/6/19	at #15 Auburn*	5.0	2	0-0	3	6	W, 3-1
4/14/19	at #6 Vanderbilt	3.0	3	3-3	3	4	ND
4/19/19	#2 Miss. State*	4.0	3	2-2	3	6	ND
4/27/19	#18 Tennessee*	5.2	4	2-2	2	7	W, 4-1
5/5/19	at Kentucky*	5.0	4	1-1	1	6	W, 5-1
5/10/19	#15 LSU*	3.1	5	3-3	2	4	ND
5/17/19	at #17 Texas A&M*	1.2	3	4-4	3	2	L, 5-2
5/22/19	vs. Ole Miss*	4.1	2	2-2	1	4	ND
6/2/19	vs. TCU*	5.0	3	0-0	1	7	W, 6-2
<b>TOTALS</b>	<b>21 G, 14 GS</b>	<b>65.0</b>	<b>48</b>	<b>34-31</b>	<b>36</b>	<b>88</b>	<b>6-2</b>

#### Patrick Wicklander Career Stats

Year	ERA	W	L	App	GS	CG	SHO	CBO	SV	IP	H	R	ER	BB	SO	2B	3B	HR	BF	B/Avg	WP	HBP	BK	SFA	SHA	PO	A	E	FLD%
2019	4.29	6	2	21	14	0	0	3	0	65.0	48	34	31	36	88	12	0	6	284	.207	4	9	0	2	5	7	9	1	.941
<b>TOTAL</b>	<b>4.29</b>	<b>6</b>	<b>2</b>	<b>21</b>	<b>14</b>	<b>0</b>	<b>0</b>	<b>3</b>	<b>0</b>	<b>65.0</b>	<b>48</b>	<b>34</b>	<b>31</b>	<b>36</b>	<b>88</b>	<b>12</b>	<b>0</b>	<b>6</b>	<b>284</b>	<b>.207</b>	<b>4</b>	<b>9</b>	<b>0</b>	<b>2</b>	<b>5</b>	<b>7</b>	<b>9</b>	<b>1</b>	<b>.941</b>

#### Patrick Wicklander Career SEC Stats

Year	ERA	W	L	App	GS	CG	SHO	CBO	SV	IP	H	R	ER	BB	SO	2B	3B	HR	BF	B/Avg	WP	HBP	BK	SFA	SHA	PO	A	E	FLD%
2019	6.43	3	1	9	6	0	0	1	0	28.0	26	20	20	22	35	5	0	4	133	.248	1	3	0	1	2	4	4	1	.889
<b>TOTAL</b>	<b>6.43</b>	<b>3</b>	<b>1</b>	<b>9</b>	<b>6</b>	<b>0</b>	<b>0</b>	<b>1</b>	<b>0</b>	<b>28.0</b>	<b>26</b>	<b>20</b>	<b>20</b>	<b>22</b>	<b>35</b>	<b>5</b>	<b>0</b>	<b>4</b>	<b>133</b>	<b>.248</b>	<b>1</b>	<b>3</b>	<b>0</b>	<b>1</b>	<b>2</b>	<b>4</b>	<b>4</b>	<b>1</b>	<b>.889</b>

# #13 CONNOR NOLAND

RHP • 6-2 • 215 • FR  
GREENWOOD, ARK.  
GREENWOOD HS



## SEASON HIGHS

Category	High	Opponent (Last)	Date
Innings	7.2	No. 2 Mississippi St.	4/20/19
Longest Start	7.2	No. 2 Mississippi St.	4/20/19
Shortest Start	0.0	at No. 6 Vanderbilt	4/13/19
Longest Relief	--	--	--
Hits	7	No. 21 Ole Miss	3/30/19
Runs	5	at No. 6 Vanderbilt	4/13/19
Earned Runs	5	at No. 6 Vanderbilt	4/13/19
Walks	2	at USC	2/23/19
Strikeouts	10	No. 18 Tennessee	4/28/19

## NOLAND'S CAREER APPEARANCES

Connor Noland 2019 Game-By-Game (Freshman)  
(18 Appearances, 17 Starts)

Date	Opponent	IP	H	R-ER	BB	K	Result
2/16/19	Eastern Illinois*	4.2	4	2-0	1	7	ND
2/23/19	at USC*	4.0	3	2-2	2	2	ND
3/2/19	Stony Brook*	3.0	6	3-3	1	1	ND
3/9/19	Louisiana Tech*	5.0	3	4-3	1	3	ND
3/16/19	Missouri*	4.2	4	1-1	1	4	ND
3/23/19	at Alabama*	1.2	3	3-3	2	0	L, 0-1
3/26/19	at Missouri St.	1.0	0	0-0	0	0	ND
3/30/19	#21 Ole Miss*	4.2	7	2-2	1	3	ND
4/5/19	at #15 Auburn*	4.2	5	3-3	0	2	ND
4/13/19	at #6 Vanderbilt*	0.0	4	5-5	1	0	L, 0-2
4/19/19	Ark.- Pine Bluff*	2.0	2	0-0	0	2	W, 1-2
4/20/19	#2 Mississippi St.*	7.2	4	0-0	0	5	W, 2-2
4/28/19	#18 Tennessee*	7.0	2	1-0	1	10	ND
5/5/19	at Kentucky*	3.1	6	4-4	1	4	L, 2-3
5/11/19	#15 LSU*	5.1	4	0-0	0	3	ND
5/18/19	at #17 Texas A&M*	4.1	5	3-1	0	3	L, 2-4
5/24/19	vs. Ole Miss	5.0	2	1-1	1	2	ND
5/31/19	vs. Central Conn. St.	5.1	2	2-1	0	2	W, 3-4
<b>TOTALS</b>	<b>18 G, 17 GS</b>	<b>73.1</b>	<b>66</b>	<b>36-29</b>	<b>13</b>	<b>53</b>	<b>3-4</b>

## 2019 TRENDS

- Made 18 appearances in his first collegiate season with 17 starts; Second-most appearances among all freshmen pitchers on the team.
- Generated a 3.56 ERA over 73.1 innings with 53 strikeouts, 29 earned runs and 13 walks.
- Made his first collegiate start on Opening Weekend against Eastern Illinois (Feb.16), striking out seven and working 4.2 innings.
- Has pitched 4.2 innings in an outing five times, but has gone 7+ in two of his last seven starts.
- Hasn't walked more than two batters in an outing this season.
- Struck out a season-high 10 against No. 18 Tennessee (April 28).
- Named SEC Co-Freshman of the Week after going a season-long 7.2 scoreless innings against No. 2 Mississippi State with five strikeouts.
- Notched his fourth scoreless outing against No. 15 LSU, giving up four hits over 5.1 innings and striking out three.
- His 17 starts ties for the most of any pitcher in the SEC.
- His 13 walks allowed ties for the second-lowest among any pitcher in the SEC. Only allowed seven walks in SEC play.
- Gave up only one run on two hits in his five innings of work against Ole Miss in the SEC Tournament, his fourth outing of one run allowed or less and five or more innings.
- Worked 5.1 innings in his first NCAA Tournament start, allowing just one earned run and no walks vs. Central Connecticut State.

## Connor Noland Career Stats

Year	ERA	W	L	App	GS	CG	SHO	CBO	SV	IP	H	R	ER	BB	SO	2B	3B	HR	BF	B/Avg	WP	HBP	BK	SFA	SHA	PO	A	E	FLD%
2019	3.56	3	4	18	17	0	0	0	0	73.1	66	36	29	13	53	6	0	9	300	.237	4	2	0	2	4	8	11	2	.905
<b>TOTAL</b>	<b>3.56</b>	<b>3</b>	<b>4</b>	<b>18</b>	<b>17</b>	<b>0</b>	<b>0</b>	<b>0</b>	<b>0</b>	<b>73.1</b>	<b>66</b>	<b>36</b>	<b>29</b>	<b>13</b>	<b>53</b>	<b>6</b>	<b>0</b>	<b>9</b>	<b>300</b>	<b>.237</b>	<b>4</b>	<b>2</b>	<b>0</b>	<b>2</b>	<b>4</b>	<b>8</b>	<b>11</b>	<b>2</b>	<b>.905</b>

## Connor Noland Career SEC Stats

Year	ERA	W	L	App	GS	CG	SHO	CBO	SV	IP	H	R	ER	BB	SO	2B	3B	HR	BF	B/Avg	WP	HBP	BK	SFA	SHA	PO	A	E	FLD%
2019	3.95	1	4	10	10	0	0	0	0	43.1	44	22	19	7	34	4	0	6	177	.263	3	0	0	0	3	5	5	1	.909
<b>TOTAL</b>	<b>3.95</b>	<b>1</b>	<b>4</b>	<b>10</b>	<b>10</b>	<b>0</b>	<b>0</b>	<b>0</b>	<b>0</b>	<b>43.1</b>	<b>44</b>	<b>22</b>	<b>19</b>	<b>7</b>	<b>34</b>	<b>4</b>	<b>0</b>	<b>6</b>	<b>177</b>	<b>.263</b>	<b>3</b>	<b>0</b>	<b>0</b>	<b>0</b>	<b>3</b>	<b>5</b>	<b>5</b>	<b>1</b>	<b>.909</b>





## RECORD RUNDOWN

Overall .....	44-17
vs. Top-5 Teams .....	3-0
vs. Top-10 Teams .....	2-4
vs. Top-25 Teams .....	11-8
vs. Unranked Teams .....	29-6
At home .....	31-6
On the road .....	12-9
At neutral sites .....	1-2
In day games .....	21-11
In night games .....	23-6
In extra innings .....	2-1
Vs. teams .500 or better .....	32-14
Vs. teams .500 or worse .....	12-3
Vs. left-handed starter .....	17-5
Vs. right-handed starter .....	27-12
When starter receives decision .....	24-6
When reliever receives decision .....	20-11
When starter goes 5+ innings .....	26-6
When starter goes less than 5 innings .....	18-11
When scoring first .....	35-7
When opponent scores first .....	10-9
When leading after 6 innings .....	40-3
When trailing after 6 innings .....	1-10
When tied after 6 innings .....	3-4
When leading after 8 innings .....	38-0
When trailing after 8 innings .....	2-15
When tied after 8 innings .....	2-1
In one-run games .....	5-6
In two-run games .....	10-2
Series W-L-T .....	12-3-2
Series sweeps/times swept .....	6/0
When scoring 0-2 runs .....	1-8
When scoring 3-5 runs .....	12-5
When scoring 6-9 runs .....	11-4
When scoring 10+ runs .....	20-0
Shutouts vs. times shut out .....	5/1
When opponent scores 5 runs or less .....	16-6
When opponent scores 5 runs or more .....	8-11
When collecting 0-3 hits .....	0-0
When collecting 4-6 hits .....	7-6
When collecting 7-9 hits .....	9-6
When collecting 10-12 hits .....	13-3
When collecting 13+ hits .....	15-2
When out-hitting opponent .....	36-7
When out-hit by opponent .....	5-9
When hits are equal .....	3-1
When hitting a home run .....	31-10
When opponent hits a home run .....	17-12
When errorless .....	16-4
When committing one error .....	17-8
When committing 2+ errors .....	11-5
When opponent is errorless .....	11-6
Vs. SEC .....	21-12
Vs. SEC East .....	9-4
Vs. SEC West .....	12-8
Vs. non-conference .....	23-4
Game 1 of weekend series .....	12-2
Game 2 of weekend series .....	9-5
Game 3 of weekend series .....	10-5
In February .....	6-1
In March .....	16-5
In April .....	13-5
In May .....	7-6
In June .....	2-0

## MULTIPLE-HIT GAMES

Name	2	3	4	5+	Total
Dominic Fletcher	17	6	1	--	24
Casey Martin	16	5	2	--	23
Jack Kenley	21	2	--	--	23
Heston Kjerstad	11	9	2	--	22
Trevor Ezell	11	9	1	--	21
Matt Goodheart	15	4	--	--	19
Christian Franklin	11	3	1	--	15
Jacob Nesbit	10	2	--	--	12
Jordan McFarland	5	--	--	--	5
Casey Opitz	2	2	1	--	5

## CAREER MULTIPLE-HIT GAMES

Name	2016	2017	2018	2019	Total
Casey Martin	--	--	29	23	52
Jordan McFarland	--	7	9	5	21
Jack Kenley	--	1	2	23	26
Dominic Fletcher	--	18	23	24	65
Casey Opitz	--	--	2	5	7
Heston Kjerstad	--	--	24	22	46
Zack Plunkett	--	--	--	1	1
Trevor Ezell	25	3	24	21	89
Jacob Nesbit	--	--	--	12	12

## MULTIPLE-RBI GAMES

Name	2	3	4	5+	Total
Dominic Fletcher	10	4	1	1	16
Casey Martin	8	3	3	1	15
Jack Kenley	6	5	1	1	13
Trevor Ezell	5	6	1	--	12
Heston Kjerstad	8	1	1	2	12
Jacob Nesbit	6	2	1	1	10
Matt Goodheart	7	2	1	--	10
Christian Franklin	3	5	1	--	9
Casey Opitz	3	3	--	--	6

## HITTING STREAKS

Name	CURRENT	2019	CAREER
Dominic Fletcher	1	7	8
Matt Goodheart	1	14	14
Jack Kenley	3	10	10
Heston Kjerstad	--	14	14
Casey Martin	1	9	13
Trevor Ezell	4	12	12
Christian Franklin	--	5	5
Casey Opitz	1	5	5
Jacob Nesbit	3	15	15

## REACHED BASE

Name	CURRENT	2019	CAREER
Casey Martin	1	13	25
Heston Kjerstad	--	21	21
Dominic Fletcher	1	9	13
Jordan McFarland	--	8	10
Jack Kenley	3	22	22
Casey Opitz	--	10	10
Trevor Ezell	4	18	18
Zack Plunkett	--	7	7
Matt Goodheart	4	24	24
Jacob Nesbit	3	24	24
Christian Franklin	--	6	6
Trey Harris	2	5	5
Curtis Washington, Jr.	--	4	4

## HOME RUNS

Career Home Runs	SOLO	2R	3R	GS	Total
Dominic Fletcher	16	10	5	1	32
Heston Kjerstad	17	6	4	1	28
Casey Martin	12	7	6	1	26
Trevor Ezell	4	3	2	--	25
Jack Kenley	7	4	--	1	12
Christian Franklin	3	--	2	1	6
Jordan McFarland	3	1	--	1	5
Matt Goodheart	1	2	1	--	4
Jacob Nesbit	--	1	2	--	3
Zack Plunkett	1	--	1	--	2
Casey Opitz	1	1	--	--	2
Casey Washington, Jr.	1	--	--	--	1

## BREAKDOWN

Total .....	81
At Baum Stadium .....	52
On The Road .....	25
At Neutral Site .....	4
Vs. RHP .....	57
Vs. LHP .....	24
w/ 0 Outs .....	24
w/ 1 Out .....	37
w/ 2 Outs .....	20
Solo .....	38
Two-Run .....	23
Three-Run .....	15
Grand Slam .....	5
Back-To-Back .....	4
Pinch-Hit .....	0
Walk-Off .....	0
Before the 7th Inning .....	60
7th Inning and Beyond .....	21
Opponent Total .....	45
Last HR Given Up .....	May 31 vs. Central Conn. St.
Longest Stretch Without HR Allowed .....	4
Current Streak of No HR Allowed .....	1

## HOME RUN CHART ||



No.	Player	Gm#	Date	Opponent	Pitcher	On Base	Inn	Outs	Count	Score	Final
1.	T. Ezell	1	Feb 16	Eastern Illinois	JONES	0...	3	2	1-0	0-0	W 15-7
2.	C. Franklin	1	Feb 16	Eastern Illinois	JONES	.2..	4	1	0-0	1-0	W 15-7
3.	H. Kjerstad	1	Feb 16	Eastern Illinois	JONES	.1..	4	1	1-0	4-0	W 15-7
4.	J. Kenley	1	Feb 16	Eastern Illinois	WOLFE	*0...	6	0	1-1	13-4	W 15-7
5.	C. Martin	5	Feb 22	at USC	Hurt, K.	.1..	5	0	3-1	3-4	W 8-6
6.	D. Fletcher	6	Feb 23	at USC	Clarke, C.	0...	10	1	0-0	3-3	L 4-6
7.	T. Ezell	10	Mar 02	Stony Brook	B. Clarke	.1..	4	2	0-0	7-3	W 15-7
8.	J. Kenley	10	Mar 02	Stony Brook	B. Bonanno	.1..	5	1	1-1	9-3	W 15-7
9.	C. Franklin	10	Mar 02	Stony Brook	B. Bonanno	0...	5	2	0-0	11-3	W 15-7
10.	J. Kenley	10	Mar 02	Stony Brook	L. Pulsipher	.1..	6	2	1-0	12-3	W 15-7
11.	T. Ezell	11	Mar 06	Charlotte	Szczypinski	*0...	6	0	3-1	2-0	W 9-2
12.	D. Fletcher	11	Mar 06	Charlotte	Gooding	.1..	7	1	2-0	7-0	W 9-2
13.	Z. Plunkett	13	Mar 09	Louisiana Tech	Robbins	*0...	2	0	1-1	0-1	L 7-12
14.	C. Martin	13	Mar 09	Louisiana Tech	Robbins	.2..	2	1	1-2	1-1	L 7-12
15.	C. Martin	14	Mar 10	Louisiana Tech	Bailey	.2..	2	2	3-2	1-0	W 11-0
16.	C. Martin	15	Mar 12	Western Illinois	DRAKE	0...	5	1	3-2	3-0	W 8-0
17.	H. Kjerstad	15	Mar 12	Western Illinois	CHEEK	.1..	7	0	1-0	5-0	W 8-0
18.	J. Kenley	19	Mar 17	Missouri	LaPlante	*0...	6	0	1-1	0-0	W 3-2
19.	C. Franklin	20	Mar 19	at Texas	Neely	...3	2	1	0-0	1-0	W 11-4
20.	H. Kjerstad	20	Mar 19	at Texas	Neely	0...	2	2	1-0	5-0	W 11-4
21.	H. Kjerstad	22	Mar 22	at Alabama	Finnerty	0...	1	1	2-2	0-0	W 12-3
22.	J. Nesbit	22	Mar 22	at Alabama	Cobb	.1..	8	1	1-1	8-0	W 12-3
23.	D. Fletcher	22	Mar 22	at Alabama	Smith	0...	9	2	1-0	10-0	W 12-3
24.	C. Martin	24	Mar 24	at Alabama	Freeman	*0...	1	0	1-0	0-0	W 10-2
25.	D. Fletcher	24	Mar 24	at Alabama	Medders	0...	8	2	3-2	9-2	W 10-2
26.	H. Kjerstad	25	Mar 26	at Missouri State	Wthrspoon,N.	*0...	9	0	0-1	6-2	W 8-2
27.	J. Kenley	27	Mar 30	Ole Miss	D. Nikhazy	.1..	4	0	1-2	0-1	L 3-4
28.	C. Franklin	27	Mar 30	Ole Miss	D. Nikhazy	0...	4	2	0-1	2-1	L 3-4
29.	C. Martin	28	Mar 31	Ole Miss	C. Green	.1..	5	1	0-1	2-4	L 5-10
30.	J. Kenley	29	Apr 02	Little Rock	Daily,E	0...	8	2	1-2	6-16	L 7-17
31.	H. Kjerstad	30	Apr 05	at Auburn	Burns, T.	.1..	5	1	1-1	1-0	L 3-6
32.	T. Ezell	31	Apr 05	at Auburn	Skipper, C.	.1..	12	1	1-2	4-4	W 9-6
33.	H. Kjerstad	31	Apr 05	at Auburn	Skipper, C.	*0...	15	0	2-2	6-6	W 9-6
34.	T. Ezell	32	Apr 06	at Auburn	Fitts, R.	.2..	5	1	1-1	2-0	W 8-0
35.	H. Kjerstad	33	Apr 09	Oral Roberts	S. Rainwater	...3	4	1	1-0	1-3	W 15-8
36.	H. Kjerstad	33	Apr 09	Oral Roberts	S. Henson	0...	8	1	0-0	11-8	W 15-8
37.	M. Goodheart	33	Apr 09	Oral Roberts	S. Henson	.2..	8	1	3-1	12-8	W 15-8
38.	C. Opitz	36	Apr 14	at Vanderbilt	Raby	*0...	4	0	1-0	3-7	W 14-12
39.	D. Fletcher	37	Apr 16	Ark - Pine Bluff	Race Tittle	.2..	3	1	0-0	9-1	W 16-4
40.	J. Kenley	37	Apr 16	Ark - Pine Bluff	Peyton Burks	*0...	5	0	2-1	12-2	W 16-4
41.	C. Martin	37	Apr 16	Ark - Pine Bluff	Peyton Burks	.2..	5	2	0-1	13-2	W 16-4
42.	D. Fletcher	38	Apr 18	Mississippi St.	Self	.1..	8	2	1-1	3-2	W 5-3
43.	C. Martin	39	Apr 19	Mississippi St.	Plumlee	...3	2	1	0-0	1-0	W 12-5
44.	J. Nesbit	40	Apr 20	Mississippi St.	Barlow	.2..	6	1	0-1	4-0	W 10-2
45.	J. McFarland	41	Apr 23	Northwestern St.	Swanson, K.	.1..	2	1	1-0	0-0	W 19-2
46.	H. Kjerstad	41	Apr 23	Northwestern St.	Swanson, K.	0...	3	1	1-2	3-0	W 19-2
47.	J. Kenley	41	Apr 23	Northwestern St.	Vasquez, J.	0...	3	1	0-0	4-0	W 19-2
48.	C. Washington	41	Apr 23	Northwestern St.	Daigle, E.	*0...	7	0	3-1	9-2	W 19-2
49.	D. Fletcher	41	Apr 23	Northwestern St.	Ohnoutka, D.	.1..	7	0	1-1	12-2	W 19-2
50.	D. Fletcher	42	Apr 24	Northwestern St.	Maddox, J	...3	1	0	1-0	0-1	L 10-7
51.	J. Nesbit	43	Apr 26	Tennessee	Crochet, G	.2..	5	1	0-1	4-7	W 11-9
52.	T. Ezell	43	Apr 26	Tennessee	Schultz, A	*0...	6	0	2-1	7-7	W 11-9
53.	J. McFarland	44	Apr 27	Tennessee	Stallings, G	*0...	3	0	0-0	0-0	W 15-3
54.	C. Martin	44	Apr 27	Tennessee	Stallings, G	.2..	3	0	2-1	1-0	W 15-3
55.	H. Kjerstad	44	Apr 27	Tennessee	Neely	*0...	6	0	0-0	8-2	W 15-3
56.	H. Kjerstad	44	Apr 27	Tennessee	Heflin	.2..	7	1	0-0	11-2	W 15-3
57.	J. Kenley	45	Apr 28	Tennessee	Linginfelter	0...	2	1	1-1	0-0	W 4-3
58.	C. Franklin	45	Apr 28	Tennessee	Walsh	0...	9	1	2-1	2-3	W 4-3
59.	Z. Plunkett	46	Apr 30	Grambling St.	K. Woodard	.2..	1	2	1-2	3-1	W 17-3
60.	C. Martin	46	Apr 30	Grambling St.	J. Bonilla	.1..	4	0	2-1	7-2	W 17-3
61.	H. Kjerstad	46	Apr 30	Grambling St.	Whitaker, Jr	.2..	8	1	1-0	14-3	W 17-3
62.	C. Martin	47	May 3	at Kentucky	J. Ramsey	0...	2	1	0-1	4-0	W 5-2
63.	D. Fletcher	48	May 5	at Kentucky	D. Marsh	.1..	6	0	0-0	0-1	W 9-1
64.	C. Franklin	48	May 5	at Kentucky	T. Burchett	.2..	7	2	2-0	6-1	W 9-1
65.	C. Martin	50	May 9	LSU	Hilliard	0...	1	1	2-2	0-1	W 14-4
66.	C. Opitz	50	May 9	LSU	Hilliard	.1..	2	2	0-0	1-2	W 14-4
67.	D. Fletcher	50	May 9	LSU	Hilliard	.1..	3	1	3-2	4-2	W 14-4
68.	T. Ezell	50	May 9	LSU	Threadgill	*0...	4	0	2-1	6-2	W 14-4
69.	J. Kenley	50	May 9	LSU	Threadgill	...3	4	1	1-0	7-2	W 14-4
70.	H. Kjerstad	51	May 10	LSU	Hess	0...	6	1	2-1	2-3	W 11-6
71.	T. Ezell	53	May 16	at Texas A&M	Weber	.2..	3	1	3-2	0-0	W 7-3
72.	C. Martin	53	May 16	at Texas A&M	Weber	0...	5	2	2-2	3-2	W 7-3
73.	M. Goodheart	53	May 16	at Texas A&M	Weber	0...	5	2	1-1	4-2	W 7-3
74.	J. Kenley	53	May 16	at Texas A&M	Jozwiak	0...	6	1	3-1	5-2	W 7-3
75.	C. Martin	53	May 16	at Texas A&M	Nelson	0...	9	2	1-0	6-3	W 7-3
76.	J. Kenley	54	May 17	at Texas A&M	Doxakis	.1..	4	2	3-2	0-4	L 6-2
77.	C. Martin	55	May 18	at Texas A&M	Roa	0...	1	1	0-0	0-0	L 6-1
78.	M. Goodheart	58	May 24	vs. Ole Miss	G. Hoglund	.1..	4	1	1-2	0-0	L 3-2
79.	H. Kjerstad	59	May 31	vs. Central Conn. St.	B. Fox	*0...	4	0	0-1	2-1	W 11-5
80.	T. Ezell	59	May 31	vs. Central Conn. St.	A. Braun	.1..	8	1	2-2	9-5	W 11-5
81.	M. Goodheart	61	June 2	vs. TCU	J. Janczak	.1..	5	2	2-2	3-0	W 6-0

\* - indicates lead-off home run



## STARTERS GAME-BY-GAME

Opponent	W-L	IP	H	R	ER	BB	K
East. Illinois	W	5.0	5	3	3	0	5
East. Illinois	--	4.2	4	1	0	2	4
East. Illinois	--	5.0	2	1	1	0	4
@ USC	--	3.2	1	3	3	2	8
@ USC	W	5.1	6	6	3	2	5
@ USC	--	4.0	3	2	2	2	2
Memphis	--	3.0	3	2	2	1	4
Stony Brook	W	7.0	3	0	0	1	13
Stony Brook	--	3.1	5	3	3	1	5
Stony Brook	--	3.0	6	3	3	1	1
Charlotte	CANCELLED						
Charlotte	W	5.0	1	0	0	3	8
La. Tech	--	6.0	7	2	2	0	10
La. Tech	--	5.0	3	4	3	1	3
La. Tech	W	6.0	2	0	0	1	11
W. Illinois	W	5.0	1	0	0	1	8
W. Illinois	W	3.0	2	0	0	0	3
Missouri	W	7.0	2	0	0	1	11
Missouri	--	4.2	4	1	1	1	4
Missouri	--	5.0	3	0	0	2	7
@ Texas	--	4.0	5	4	4	1	3
@ Texas	--	2.0	1	0	0	1	1
@ Alabama	W	7.0	5	0	0	1	7
@ Alabama	L	1.2	3	3	3	2	0
@ Alabama	W	5.0	3	2	1	3	3
@ Missouri St.	--	2.0	0	0	0	0	5
Ole Miss	W	7.0	4	2	2	2	5
Ole Miss	--	4.2	7	2	2	1	3
Ole Miss	--	4.0	5	2	2	5	2
Little Rock	--	3.1	3	3	0	2	5
@ Auburn	--	6.2	7	3	3	3	3
@ Auburn	--	4.2	5	3	3	0	2
@ Auburn	W	5.0	2	0	0	3	6
Oral Roberts	--	2.0	3	3	3	0	2
@ Vanderbilt	L	7.2	6	3	3	0	9
@ Vanderbilt	L	0.0	4	5	5	1	0
@ Vanderbilt	--	2.0	6	6	6	4	1
Ark. Pine Bluff	W	2.0	2	0	0	0	2
Mississippi St.	W	7.2	5	2	2	0	10
Mississippi St.	--	4.0	3	2	2	3	6
Mississippi St.	W	7.2	4	0	0	0	5
NW State	W	5.0	5	1	1	1	5
NW State	--	3.0	5	4	4	0	3
Tennessee	--	4.2	6	7	3	3	3
Tennessee	W	5.2	4	2	2	2	7
Tennessee	--	7.0	2	1	0	1	10
Grambling St.	--	4.0	5	3	2	4	7
@ Kentucky	W	7.0	5	1	1	0	6
@ Kentucky	W	5.0	4	1	1	1	6
@ Kentucky	L	3.1	6	4	4	1	4
LSU	W	6.0	4	2	2	1	4
LSU	--	3.1	5	3	3	2	4
LSU	--	5.1	4	0	0	0	3
@ Texas A&M	W	6.0	6	2	1	1	6
@ Texas A&M	L	1.2	3	4	4	3	2
@ Texas A&M	L	4.1	5	3	1	0	3
vs. Ole Miss	--	4.1	2	2	2	1	4
vs. Georgia	--	5.0	2	0	0	3	3
vs. Ole Miss	--	5.0	2	1	1	1	2
vs. C. Conn.	W	5.1	2	2	1	0	2
vs. TCU	W	8.0	4	1	1	1	8
vs. TCU	W	5.0	3	0	0	1	7

## BULLPEN GAME-BY-GAME

Opponent	W-L	IP	H	R	ER	BB	K
East. Illinois	--	4.0	6	4	4	2	3
East. Illinois	W	4.1	5	1	0	2	5
East. Illinois	W	4.0	4	2	2	1	5
@ USC	W	5.1	3	0	0	2	6
@ USC	--	3.2	3	0	0	0	1
@ USC	L	5.2	6	4	4	0	5
Memphis	W	6.0	3	1	1	1	8
Stony Brook	S	2.0	3	1	1	1	5
Stony Brook	W-S	5.2	3	0	0	1	6
Stony Brook	W	6.0	4	4	4	6	9
Charlotte	CANCELLED						
Charlotte	--	4.0	2	2	2	3	6
La. Tech	W	3.0	0	0	0	1	4
La. Tech	L	4.0	8	8	4	1	6
La. Tech	--	3.0	1	0	0	2	5
W. Illinois	--	4.0	0	0	0	2	6
W. Illinois	--	5.0	2	1	1	1	7
Missouri	S	2.0	0	0	0	2	4
Missouri	W-S	4.1	3	2	2	0	2
Missouri	W	4.0	2	2	2	1	4
@ Texas	W	5.0	1	0	0	1	6
@ Texas	L	6.0	5	7	6	13	4
@ Alabama	--	2.0	2	3	3	2	1
@ Alabama	--	6.1	6	7	7	5	2
@ Alabama	--	4.0	2	0	0	2	7
@ Missouri St.	W	7.0	7	2	2	3	5
Ole Miss	S	2.0	2	1	1	2	3
Ole Miss	L	4.1	5	2	2	0	2
Ole Miss	L	5.0	9	8	8	7	4
Little Rock	L	5.2	13	14	10	4	3
@ Auburn	L	1.1	4	3	3	0	2
@ Auburn	W	10.2	6	3	1	9	10
@ Auburn	--	4.0	3	0	0	1	4
Oral Roberts	W	7.0	7	5	4	4	5
@ Vanderbilt	--	0.1	0	0	0	0	1
@ Vanderbilt	--	8.0	8	7	7	6	8
@ Vanderbilt	W-S	7.2	6	6	6	7	8
Ark. Pine Bluff	--	5.0	7	4	3	8	6
Mississippi St.	S	1.1	1	1	1	1	3
Mississippi St.	W	5.0	2	3	3	2	5
Mississippi St.	--	1.1	2	2	2	3	1
NW State	--	3.0	3	1	1	1	3
NW State	L	6.1	5	6	6	5	6
Tennessee	W	4.1	6	2	2	0	3
Tennessee	--	2.2	3	1	1	1	4
Tennessee	W	2.1	4	2	2	0	1
Grambling St.	W	5.0	1	0	0	3	8
@ Kentucky	S	2.0	1	1	1	2	0
@ Kentucky	--	2.0	0	0	0	1	5
@ Kentucky	L	2.2	0	0	0	0	4
LSU	--	3.0	3	2	2	0	1
LSU	W	5.2	4	3	3	1	6
LSU	L	3.2	3	3	3	3	4
@ Texas A&M	--	3.0	5	1	1	1	1
@ Texas A&M	--	6.1	4	2	2	3	7
@ Texas A&M	--	3.2	4	3	1	0	3
vs. Ole Miss	W	4.2	3	1	1	1	8
vs. Georgia	L	3.0	4	3	3	2	3
vs. Ole Miss	L	3.0	1	2	2	3	1
vs. C. Conn. St.	--	3.2	3	3	3	1	1
vs. TCU	S	1.0	0	0	0	0	1
vs. TCU	--	4.0	2	0	0	0	7

## RECORD PER STARTER

Pitcher (Total Starts)	Record
Isaiah Campbell (16)	13-3
Connor Noland (17)	8-9
Jacob Kostyshock (1)	1-0
Cody Scroggins (7)	6-1
Patrick Wicklander (14)	12-2
Marshall Denton (4)	2-2
Kole Ramage (2)	2-0

## QUALITY STARTS

Pitcher (Total Starts)	QS	Record
Isaiah Campbell (16)	12	10-2
Cody Scroggins (7)	1	1-0
Connor Noland (17)	2	2-0

## RUN SUPPORT

Pitcher (Total Starts)	Runs	Per Start
Isaiah Campbell (16)	101	6.3
Connor Noland (17)	105	6.2
Cody Scroggins (7)	53	7.6
Jacob Kostyshock (1)	3	3.0
Patrick Wicklander (14)	121	8.6
Marshall Denton (4)	39	9.8
Kole Ramage (2)	36	18.0



**2019 RECORD: 44-17 • HOME: 31-6 • AWAY: 12-9 • NEUTRAL: 1-2 • SEC: 20-10 • NCAA TOURNAMENT: 3-0**

Date	Opposing team	1	2	3	4	5	6	7	8	9
Feb. 16, 2019	EASTERN ILLINOIS -1	Martin	Kjerstad	Ezell	Fletcher	Goodheart	Opitz	Kenley	Nesbit	Franklin
Feb. 16, 2019	EASTERN ILLINOIS - 2	Martin	Kjerstad	Ezell	Fletcher	Goodheart	McFarland	Kenley	Plunkett	Nesbit
Feb. 17, 2019	EASTERN ILLINOIS	Martin	Kjerstad	Ezell	Fletcher	Goodheart	Opitz	Kenley	McFarland	Nesbit
Feb. 21, 2019	at USC	Martin	Kjerstad	Ezell	Fletcher	Goodheart	Opitz	Kenley	Nesbit	Franklin
Feb. 22, 2019	at USC	Martin	Kjerstad	Ezell	Fletcher	Goodheart	Opitz	Kenley	Nesbit	Franklin
Feb. 23, 2019	at USC	Martin	Kjerstad	Ezell	Fletcher	McFarland	Kenley	Plunkett	Nesbit	Franklin
Feb. 27, 2019	MEMPHIS	Martin	Kjerstad	Ezell	Fletcher	Harris	Plunkett	Kenley	Nesbit	Franklin
March 1, 2019	STONY BROOK-1	Martin	Kjerstad	Ezell	Fletcher	Goodheart	Opitz	Kenley	Nesbit	Franklin
March 1, 2019	STONY BROOK-2	Martin	Kjerstad	Ezell	Fletcher	McFarland	Plunkett	Kenley	Nesbit	Franklin
March 2, 2019	STONY BROOK	Martin	Kjerstad	Ezell	Fletcher	Opitz	Harris	Kenley	Nesbit	Franklin
March 6, 2019	CHARLOTTE	Martin	Kjerstad	Ezell	Fletcher	Opitz	Harris	Kenley	Nesbit	Franklin
March 8, 2019	LOUISIANA TECH	Martin	Kjerstad	Ezell	Fletcher	Opitz	Goodheart	Kenley	Nesbit	Franklin
March 9, 2019	LOUISIANA TECH	Martin	Kjerstad	Ezell	Fletcher	Harris	Plunkett	Franklin	Kenley	Nesbit
March 10, 2019	LOUISIANA TECH	Martin	Kjerstad	Ezell	Fletcher	Opitz	Harris	Kenley	Nesbit	Franklin
March 12, 2019	WESTERN ILLINOIS	Martin	Kjerstad	Ezell	Fletcher	Harris	Opitz	McFarland	Nesbit	Franklin
March 13, 2019	WESTERN ILLINOIS	Martin	Kjerstad	Ezell	Fletcher	McFarland	Kenley	Plunkett	Nesbit	Washington, Jr.
March 15, 2019	MISSOURI*	Martin	Kjerstad	Ezell	Fletcher	Opitz	Goodheart	Kenley	Nesbit	Franklin
March 16, 2019	MISSOURI*	Martin	Kjerstad	Ezell	Fletcher	Opitz	Goodheart	Kenley	Nesbit	Franklin
March 17, 2019	MISSOURI*	Martin	Kjerstad	Ezell	Fletcher	Opitz	Goodheart	Kenley	Nesbit	Franklin
March 19, 2019	at Texas	Martin	Kjerstad	Ezell	Fletcher	Opitz	Goodheart	Kenley	Nesbit	Franklin
March 20, 2019	at Texas	Martin	Kjerstad	Ezell	Fletcher	McFarland	Kenley	Nesbit	Plunkett	Franklin
March 22, 2019	at Alabama*	Martin	Kjerstad	Ezell	Fletcher	Opitz	Goodheart	Kenley	Nesbit	Franklin
March 23, 2019	at Alabama*	Martin	Kjerstad	Ezell	Fletcher	Opitz	Harris	Kenley	Nesbit	Franklin
March 24, 2019	at Alabama*	Martin	Kjerstad	Ezell	Fletcher	Opitz	Goodheart	Kenley	Nesbit	Franklin
March 26, 2019	at Missouri State	Martin	Kjerstad	Ezell	Fletcher	Goodheart	Kenley	Nesbit	Plunkett	Franklin
March 29, 2019	OLE MISS*	Martin	Kjerstad	Ezell	Fletcher	Goodheart	Kenley	Nesbit	Opitz	Franklin
March 30, 2019	OLE MISS*	Martin	Kjerstad	Ezell	Fletcher	Goodheart	Kenley	Nesbit	Opitz	Franklin
March 31, 2019	OLE MISS*	Martin	Kjerstad	Ezell	Fletcher	Goodheart	Kenley	Opitz	Nesbit	Franklin
April 2, 2019	LITTLE ROCK	Ezell	Martin	Kjerstad	Fletcher	Goodheart	Kenley	Nesbit	Franklin	Plunkett
April 5, 2019	at Auburn-1*	Ezell	Kjerstad	Martin	Fletcher	Goodheart	Kenley	Nesbit	Franklin	Opitz
April 5, 2019	at Auburn-2*	Ezell	Kjerstad	Martin	Fletcher	Harris	Franklin	Nesbit	Kenley	Plunkett
April 6, 2019	at Auburn*	Ezell	Kjerstad	Martin	Fletcher	Goodheart	Kenley	Nesbit	Opitz	Franklin
April 9, 2019	ORAL ROBERTS	Ezell	Kjerstad	Martin	Fletcher	Goodheart	Kenley	McFarland	Plunkett	Washington, Jr.
April 12, 2019	at Vanderbilt*	Ezell	Kjerstad	Martin	Fletcher	Goodheart	Kenley	Nesbit	Opitz	Franklin
April 13, 2019	at Vanderbilt*	Ezell	Kjerstad	Martin	Fletcher	Goodheart	Kenley	Nesbit	Opitz	Franklin
April 14, 2019	at Vanderbilt*	Ezell	Martin	Goodheart	Fletcher	Kjerstad	Kenley	Nesbit	Opitz	Franklin
April 16, 2019	ARK.- PINE BLUFF	Ezell	Martin	Goodheart	Fletcher	Kjerstad	Kenley	McFarland	Plunkett	Washington, Jr.
April 18, 2019	MISSISSIPPI STATE*	Ezell	Martin	Goodheart	Fletcher	Kjerstad	Kenley	Nesbit	Opitz	Franklin
April 19, 2019	MISSISSIPPI STATE*	Ezell	Martin	Goodheart	Fletcher	Kjerstad	Kenley	Nesbit	Opitz	Franklin
April 20, 2019	MISSISSIPPI STATE*	Ezell	Martin	Goodheart	Fletcher	Kenley	McFarland	Opitz	Nesbit	Franklin
April 23, 2019	NORTHWESTERN STATE	Ezell	Martin	Goodheart	Fletcher	Kjerstad	Kenley	McFarland	Plunkett	Washington, Jr.
April 24, 2019	NORTHWESTERN STATE	Ezell	Martin	Goodheart	Fletcher	Kjerstad	Kenley	Nesbit	Plunkett	Franklin
April 26, 2019	TENNESSEE*	Ezell	Martin	Goodheart	Fletcher	Kjerstad	Kenley	Nesbit	Opitz	Franklin
April 27, 2019	TENNESSEE*	Ezell	Martin	Kjerstad	Fletcher	Kenley	Nesbit	Opitz	McFarland	Franklin
April 28, 2019	TENNESSEE*	Ezell	Martin	Kjerstad	Fletcher	Kenley	Nesbit	Opitz	McFarland	Franklin
April 30, 2019	vs. Grambling St.	Ezell	Martin	Kjerstad	Fletcher	Kenley	Harris	McFarland	Plunkett	Washington, Jr.
May 3, 2019	at Kentucky*	Ezell	Martin	Goodheart	Fletcher	Kjerstad	Kenley	Nesbit	Opitz	Franklin
May 5, 2019	at Kentucky-1*	Ezell	Martin	Goodheart	Fletcher	Kjerstad	Kenley	Nesbit	Opitz	Franklin
May 5, 2019	at Kentucky-2*	Ezell	Martin	Goodheart	Fletcher	Kjerstad	Kenley	Nesbit	Opitz	Franklin
May 9, 2019	LSU*	Ezell	Martin	Goodheart	Fletcher	Kjerstad	Kenley	Nesbit	Opitz	Franklin
May 10, 2019	LSU*	Ezell	Martin	Goodheart	Fletcher	Kjerstad	Kenley	Nesbit	Opitz	Franklin
May 11, 2019	LSU*	Ezell	Martin	Goodheart	Fletcher	Kjerstad	Kenley	Nesbit	Opitz	Franklin
May 16, 2019	at Texas A&M*	Ezell	Martin	Goodheart	Fletcher	Kjerstad	Kenley	Franklin	Opitz	Nesbit
May 17, 2019	at Texas A&M*	Ezell	Martin	Goodheart	Fletcher	Kjerstad	Kenley	Franklin	Opitz	Nesbit
May 18, 2019	at Texas A&M*	Ezell	Martin	Goodheart	Fletcher	Kjerstad	Kenley	Franklin	Opitz	Nesbit
May 22, 2019	vs. Ole Miss	Ezell	Martin	Goodheart	Fletcher	Kjerstad	Kenley	Franklin	Opitz	Nesbit
May 23, 2019	vs. Georgia	Ezell	Martin	Goodheart	Fletcher	Kjerstad	Kenley	Opitz	Nesbit	Franklin
May 24, 2019	vs. Ole Miss	Ezell	Martin	Goodheart	Fletcher	Kjerstad	Kenley	McFarland	Plunkett	Washington, Jr.
May 31, 2019	CENTRAL CONN. ST.	Ezell	Martin	Goodheart	Fletcher	Kjerstad	Kenley	Opitz	Nesbit	Franklin
June 1, 2019	TCU	Ezell	Martin	Goodheart	Fletcher	Kjerstad	Kenley	Franklin	Nesbit	Opitz
June 2, 2019	TCU	Ezell	Martin	Goodheart	Fletcher	Kjerstad	Kenley	Opitz	Nesbit	Franklin





# || GAME-BY-GAME DEFENSIVE LINEUPS

**2019 RECORD:** 44-17 • **HOME:** 31-6 • **AWAY:** 12-9 • **NEUTRAL:** 1-2 • **SEC:** 20-10 • **NCAA TOURNAMENT:** 3-0

Date	Opposing team	C	1B	2B	3B	SS	LF	CF	RF	DH
Feb. 16, 2019	EASTERN ILLINOIS -1	Opitz	Ezell	Kenley	Nesbit	Martin	Franklin	Fletcher	Kjerstad	Goodheart
Feb. 16, 2019	EASTERN ILLINOIS - 2	Plunkett	Ezell	Kenley	Nesbit	Martin	Goodheart	Fletcher	Kjerstad	McFarland
Feb. 17, 2019	EASTERN ILLINOIS	Opitz	Ezell	Kenley	Nesbit	Martin	Goodheart	Fletcher	Kjerstad	McFarland
Feb. 21, 2019	at USC	Opitz	Ezell	Kenley	Nesbit	Martin	Franklin	Fletcher	Kjerstad	Goodheart
Feb. 22, 2019	at USC	Opitz	Ezell	Kenley	Nesbit	Martin	Franklin	Fletcher	Kjerstad	Goodheart
Feb. 23, 2019	at USC	Plunkett	Ezell	Kenley	Nesbit	Martin	Franklin	Fletcher	Kjerstad	McFarland
Feb. 27, 2019	MEMPHIS	Plunkett	Ezell	Kenley	Nesbit	Martin	Franklin	Fletcher	Kjerstad	Harris
March 1, 2019	STONY BROOK-1	Opitz	Ezell	Kenley	Nesbit	Martin	Franklin	Fletcher	Kjerstad	Goodheart
March 1, 2019	STONY BROOK-2	Plunkett	Ezell	Kenley	Nesbit	Martin	Franklin	Fletcher	Kjerstad	McFarland
March 2, 2019	STONY BROOK	Opitz	Ezell	Kenley	Nesbit	Martin	Franklin	Fletcher	Kjerstad	Harris
March 6, 2019	CHARLOTTE	Opitz	Ezell	Kenley	Nesbit	Martin	Franklin	Fletcher	Kjerstad	Harris
March 8, 2019	LOUISIANA TECH	Opitz	Ezell	Kenley	Nesbit	Martin	Franklin	Fletcher	Kjerstad	Goodheart
March 9, 2019	LOUISIANA TECH	Plunkett	Ezell	Kenley	Nesbit	Martin	Franklin	Fletcher	Kjerstad	Harris
March 10, 2019	LOUISIANA TECH	Opitz	Ezell	Kenley	Nesbit	Martin	Franklin	Fletcher	Kjerstad	Harris
March 12, 2019	WESTERN ILLINOIS	Opitz	McFarland	Ezell	Nesbit	Martin	Franklin	Fletcher	Kjerstad	Harris
March 13, 2019	WESTERN ILLINOIS	Plunkett	Ezell	Kenley	Nesbit	Martin	Washington, Jr.	Fletcher	Kjerstad	McFarland
March 15, 2019	MISSOURI*	Opitz	Ezell	Kenley	Nesbit	Martin	Franklin	Fletcher	Kjerstad	Goodheart
March 16, 2019	MISSOURI*	Opitz	Ezell	Kenley	Nesbit	Martin	Franklin	Fletcher	Kjerstad	Goodheart
March 17, 2019	MISSOURI*	Opitz	Ezell	Kenley	Nesbit	Martin	Franklin	Fletcher	Kjerstad	Goodheart
March 19, 2019	at Texas	Opitz	Ezell	Kenley	Nesbit	Martin	Franklin	Fletcher	Kjerstad	Goodheart
March 20, 2019	at Texas	Plunkett	Ezell	Kenley	Nesbit	Martin	Franklin	Fletcher	Kjerstad	McFarland
March 22, 2019	at Alabama*	Opitz	Ezell	Kenley	Nesbit	Martin	Franklin	Fletcher	Kjerstad	Goodheart
March 23, 2019	at Alabama*	Opitz	Ezell	Kenley	Nesbit	Martin	Franklin	Fletcher	Kjerstad	Harris
March 24, 2019	at Alabama*	Opitz	Ezell	Kenley	Nesbit	Martin	Franklin	Fletcher	Kjerstad	Goodheart
March 26, 2019	at Missouri State	Opitz	Ezell	Kenley	Nesbit	Martin	Franklin	Fletcher	Kjerstad	Goodheart
March 29, 2019	OLE MISS*	Opitz	Ezell	Kenley	Nesbit	Martin	Franklin	Fletcher	Kjerstad	Goodheart
March 30, 2019	OLE MISS*	Opitz	Ezell	Kenley	Nesbit	Martin	Franklin	Fletcher	Kjerstad	Goodheart
March 31, 2019	OLE MISS*	Opitz	Ezell	Kenley	Nesbit	Martin	Franklin	Fletcher	Kjerstad	Goodheart
April 2, 2019	LITTLE ROCK	Plunkett	Ezell	Kenley	Nesbit	Martin	Franklin	Fletcher	Kjerstad	Goodheart
April 5, 2019	at Auburn-1*	Opitz	Ezell	Kenley	Nesbit	Martin	Franklin	Fletcher	Kjerstad	Goodheart
April 5, 2019	at Auburn-2*	Plunkett	Ezell	Kenley	Nesbit	Martin	Franklin	Fletcher	Kjerstad	Harris
April 6, 2019	at Auburn*	Opitz	Ezell	Kenley	Nesbit	Martin	Franklin	Fletcher	Kjerstad	Goodheart
April 9, 2019	ORAL ROBERTS	Plunkett	McFarland	Ezell	Kenley	Martin	Washington, Jr.	Fletcher	Kjerstad	Goodheart
April 12, 2019	at Vanderbilt*	Opitz	Ezell	Kenley	Nesbit	Martin	Franklin	Fletcher	Kjerstad	Goodheart
April 13, 2019	at Vanderbilt*	Opitz	Ezell	Kenley	Nesbit	Martin	Franklin	Fletcher	Kjerstad	Goodheart
April 14, 2019	at Vanderbilt*	Opitz	Ezell	Kenley	Nesbit	Martin	Franklin	Fletcher	Kjerstad	Goodheart
April 16, 2019	ARK. - PINE BLUFF	Plunkett	McFarland	Ezell	Kenley	Martin	Washington, Jr.	Fletcher	Kjerstad	Goodheart
April 18, 2019	MISSISSIPPI STATE*	Opitz	Ezell	Kenley	Nesbit	Martin	Franklin	Fletcher	Kjerstad	Goodheart
April 19, 2019	MISSISSIPPI STATE*	Opitz	Ezell	Kenley	Nesbit	Martin	Franklin	Fletcher	Kjerstad	Goodheart
April 20, 2019	MISSISSIPPI STATE*	Opitz	Ezell	Kenley	Nesbit	Martin	Franklin	Fletcher	Goodheart	McFarland
April 23, 2019	NORTHWESTERN STATE	Plunkett	McFarland	Ezell	Kenley	Martin	Washington, Jr.	Fletcher	Kjerstad	Goodheart
April 24, 2019	NORTHWESTERN STATE	Plunkett	Ezell	Kenley	Nesbit	Martin	Franklin	Fletcher	Kjerstad	Goodheart
April 26, 2019	TENNESSEE*	Opitz	Ezell	Kenley	Nesbit	Martin	Franklin	Fletcher	Kjerstad	Goodheart
April 27, 2019	TENNESSEE*	Opitz	Ezell	Kenley	Nesbit	Martin	Franklin	Fletcher	Kjerstad	McFarland
April 28, 2019	TENNESSEE*	Opitz	Ezell	Kenley	Nesbit	Martin	Franklin	Fletcher	Kjerstad	McFarland
April 30, 2019	vs. Grambling St.	Plunkett	McFarland	Ezell	Kenley	Martin	Washington, Jr.	Fletcher	Kjerstad	Harris
May 3, 2019	at Kentucky*	Opitz	Ezell	Kenley	Nesbit	Martin	Franklin	Fletcher	Kjerstad	Goodheart
May 5, 2019	at Kentucky-1*	Opitz	Ezell	Kenley	Nesbit	Martin	Franklin	Fletcher	Kjerstad	Goodheart
May 5, 2019	at Kentucky-2*	Opitz	Ezell	Kenley	Nesbit	Martin	Franklin	Fletcher	Kjerstad	Goodheart
May 9, 2019	LSU*	Opitz	Ezell	Kenley	Nesbit	Martin	Franklin	Fletcher	Kjerstad	Goodheart
May 10, 2019	LSU*	Opitz	Ezell	Kenley	Nesbit	Martin	Franklin	Fletcher	Kjerstad	Goodheart
May 11, 2019	LSU*	Opitz	Ezell	Kenley	Nesbit	Martin	Franklin	Fletcher	Kjerstad	Goodheart
May 16, 2019	at Texas A&M*	Opitz	Ezell	Kenley	Nesbit	Martin	Franklin	Fletcher	Kjerstad	Goodheart
May 17, 2019	at Texas A&M*	Opitz	Ezell	Kenley	Nesbit	Martin	Franklin	Fletcher	Kjerstad	Goodheart
May 18, 2019	at Texas A&M*	Opitz	Ezell	Kenley	Nesbit	Martin	Franklin	Fletcher	Kjerstad	Goodheart
May 22, 2019	vs. Ole Miss	Opitz	Ezell	Kenley	Nesbit	Martin	Franklin	Fletcher	Kjerstad	Goodheart
May 23, 2019	vs. Georgia	Opitz	Ezell	Kenley	Nesbit	Martin	Franklin	Fletcher	Kjerstad	Goodheart
May 24, 2019	vs. Ole Miss	Plunkett	McFarland	Ezell	Kenley	Martin	Washington, Jr.	Fletcher	Kjerstad	Goodheart
May 31, 2019	CENTRAL CONN. ST.	Opitz	Ezell	Kenley	Nesbit	Martin	Franklin	Fletcher	Kjerstad	Goodheart
June 1, 2019	TCU	Opitz	Ezell	Kenley	Nesbit	Martin	Franklin	Fletcher	Kjerstad	Goodheart
June 2, 2019	TCU	Opitz	Ezell	Kenley	Nesbit	Martin	Franklin	Fletcher	Kjerstad	Goodheart

## THE LAST TIME AN ARKANSAS PLAYER...

4 Hits in a game.....Trevor Ezell vs. TCU (Fayetteville Regional), June 1, 2019  
 5 Hits in a game.....Andy Wilkins at No. 9 Oklahoma (Norman Regional), May 31, 2009  
 6 Hits in a game.....Jeremy Jackson vs. Northeastern (Okla.), April 16, 1997

2 Hits in an inning.....Casey Opitz vs. Eastern Illinois, Feb. 16, 2019

2 Doubles in a game.....Trevor Ezell at Kentucky, May 5, 2019  
 3 Doubles in a game.....Trevor Ezell vs. TCU (Fayetteville Regional), June 1, 2019  
 4 Doubles in a game.....Rodney Nye vs. La. Tech, March 31, 1998  
 2 Triples in a game.....Jax Biggers vs. Auburn (SEC Tournament), May 25, 2017

Led off a game with a HR.....Casey Martin at #17 Texas A&M, May 18, 2019  
 2 Home runs in a game.....Casey Martin at #17 Texas A&M, May 16, 2019  
 3 Home runs in a game.....Chad Spanberger vs. Auburn (SEC Tournament), May 26, 2017  
 Grand Slam.....Jack Kenley vs. #15 LSU, May 9, 2019  
 HR in consecutive AB.....Jack Kenley vs. Stony Brook, March 2, 2019  
 HR in 4 straight games.....Aaron Murphree vs. OSU, So. Dakota St. & Siena, March 2-8, 2008  
 HR in 5 straight games.....Aaron Murphree vs. OSU, So. Dakota St. & Siena, March 2-8, 2008  
 HR in 6 straight games.....Aaron Murphree vs. OSU, So. Dakota St. & Siena, March 2-9, 2008  
 Pinch-hit home run.....Evan Lee at Mississippi State, April 21, 2018  
 Inside the park home run.....Casey Martin vs. Kentucky, May 3, 2019  
 Back-to-Back Home Runs.....C. Martin and M. Goodheart at #17 Texas A&M, May 16, 2019

4 Runs in a game.....Trevor Ezell vs. Ark. - Pine Bluff, April 16, 2019  
 5 Runs in a game.....Eric Cole vs South Carolina (NCAA Super), June 11, 2018  
 6 Runs in a game.....Trevor Ezell vs. Grambling St., April 30, 2019

4 RBI in a game.....Jack Kenley vs. #15 LSU, May 9, 2019  
 5 RBI in a game.....C. Martin and H. Kjerstad vs. #18 Tennessee, April 27, 2019  
 6 RBI in a game.....Jacob Nesbit vs. #18 Tennessee, April 26, 2019  
 7 RBI in a game.....Chad Spanberger vs. Auburn (SEC Tournament), May 25, 2017  
 8 RBI in a game.....Rodney Nye vs. ORU, April 14, 1999  
 9 RBI in a game.....Ryan Lundquist vs. Central Missouri St., March 4, 1997

2 Stolen bases in a game.....C. Franklin vs. Central Conn. St. (NCAA Regional), May 31, 2019  
 3 Stolen bases in a game.....Andrew Benintendi vs Stephen F. Austin, April 15, 2015  
 4 Stolen bases in a game.....Logan Forsythe vs. Ole Miss, May 19, 2007  
 Stole home.....Bobby Wernes vs. Ole Miss, March 28, 2015

2 Errors in a game.....Casey Martin vs. Central Conn. St. (NCAA Regional), May 31, 2019  
 3 Errors in a game.....Bobby Wernes, at LSU, April 12, 2014  
 4 Errors in a game.....Chris Shaddy vs. TCU, April 27, 1980

9-Inning no-hitter.....Scott Roehl vs. Kansas St., March 20, 2001  
 9-Inning combined no-hitter.....Nick Schmidt (6.0), Brian McLelland (1.0) & Devin Collis (2.0)

.....vs. Oklahoma State, February 12, 2006

7-inning combined no-hitter.....D. Taccolini (2.0), M. Cronin (3.0), & J. Alberius (2)

.....vs. Auburn (SEC Tournament), May 25, 2017

1-Hitter.....Trevor Stephan (7.0) at Tennessee, May 6, 2017

1-Hitter combined.....P. Wicklander (5.0 IP, 1 H), K. Ramage (1.0 IP), J. Kostyshock (1.0 IP),

.....K. Kopps (1.0 IP), M. Cronin (1.0 IP)

2-Hitter.....Kacey Murphy vs. Florida (SEC Tournament), May 27, 2017

2-Hitter combined.....I. Campbell (7.0 IP, 2 H), J. Kostyshock (1.0 IP, 0 H), M. Cronin (1.0 IP, 0 H)

3-Hitter.....Ryne Stanek (9.0 IP), at No. 6 South Carolina, March 23, 2013

3-Hitter combined.....Isaiah Campbell (5.0 IP, 2 H) and Matt Cronin (2.0 IP, 1 H) vs. S. Carolina, April 14, 2018

Complete game.....Kacey Murphy vs. Florida (SEC Tournament), May 27, 2017

Complete-game shutout.....Kacey Murphy vs. Florida (SEC Tournament), May 27, 2017

10-inning or more start.....Dominic Taccolini at #12 Kentucky (10 innings), April 22, 2016

Had 10 strikeouts.....Connor Noland vs. #18 Tennessee, April 28, 2019

Had 11 strikeouts.....Isaiah Campbell vs. Missouri, March 15, 2019

Had 12 strikeouts.....Trevor Stephan vs. Oral Roberts (NCAA Regional), June 2, 2017

Had 13 strikeouts.....Isaiah Campbell vs. Stony Brook, March 1, 2019

Had 14 strikeouts.....David Walling vs. South Carolina, May 16, 1999

Had 15 strikeouts.....Nick Schmidt vs. Auburn, May 18, 2006

Had 16 strikeouts.....David Walling vs. Eastern Illinois, Feb. 20, 1998

Had 17 strikeouts.....Jess Todd vs. South Carolina (SEC Tournament), May 24, 2007

## THE LAST TIME AN ARKANSAS TEAM...

Scored 10 runs.....vs. #2 Mississippi State, April 20, 2019  
 Scored 11 runs.....vs. Central Connecticut St., May 31, 2019  
 Scored 12 runs.....vs. #2 Mississippi State, April 19, 2019  
 Scored 13 runs.....vs. South Carolina (SEC Tournament), May 23, 2018  
 Scored 14 runs.....vs. #15 LSU, May 9, 2019  
 Scored 15 runs.....vs. #18 Tennessee, April 27, 2019  
 Scored 16 runs.....vs. Ark. - Pine Bluff, April 16, 2019  
 Scored 17 runs.....vs. Grambling St., April 30, 2019  
 Scored 18 runs.....vs. Dayton, Feb. 28, 2018  
 Scored 19 runs.....vs. Northwestern State, April 23, 2019  
 Scored 20 runs.....vs. Mississippi Valley State, Feb. 24, 2016  
 Scored 21 runs.....vs. Mississippi Valley State, Feb. 23, 2016  
 Scored 22 runs.....vs. Louisiana Tech, Feb. 14, 2004  
 Scored 23 runs.....Never  
 Scored 24 runs.....Missouri Southern, Feb. 11, 1998  
 Scored 25 runs.....Missouri Southern, Feb. 4, 2001  
 Scored 26 runs.....vs. Iowa (in Arlington, Texas), Feb. 14, 1997  
 Scored 27 runs.....Never  
 Scored 28 runs.....vs. Wisconsin-Milwaukee (2), Feb. 18, 2007  
 Scored 29 runs.....Morningside, April 6, 1968  
 Scored 30 runs.....at South Carolina, March 30, 1997  
 Scored 31-32 runs.....32 vs. Bucknell, Feb. 17, 2018  
 Scored 33 + runs.....33 vs. Southwest Baptist, March 21, 1984

Had 14 hits.....vs. Oral Roberts, April 9, 2019  
 Had 15 hits.....vs. #15 LSU, May 9, 2019  
 Had 16 hits.....vs. #18 Tennessee, April 26, 2019  
 Had 17 hits.....vs. No. 13 Auburn, April 7, 2018  
 Had 18 hits.....vs. #18 Tennessee, April 27, 2019  
 Had 19 hits.....vs. Northwestern State, April 23, 2019  
 Had 20 hits.....vs. Dayton, Feb. 28, 2018  
 Had 21 hits.....Kentucky, April 28, 2001  
 Had 22 hits.....at #6 Vanderbilt, April 14, 2019  
 Had 23 hits.....Centenary, March 31, 1999  
 Had 24 hits.....Georgia, March 17, 2001  
 Had 25 hits.....at Centenary, March 23, 2005  
 Had 26-29 hits.....28 at South Carolina, March 30, 1997  
 Had 30 hits.....vs. Saint Louis, April 7, 2010  
 Had 31+ hits.....32 vs. Southwest Baptist, March 21, 1984

Hit four or more home runs in a game.....6 - Jared Gates, Luke Bonfield, Carson Shaddy, Dominic Fletcher, Grant Koch, Casey Martin vs. Bucknell, Feb. 17, 2018

.....5 - Fletcher, Kjerstad, Kenley, McFarland, Washington vs. Northwestern St., April 23, 2019

.....5 - Ezell, Martin, Fletcher, Kenley, Opitz vs. #15 LSU, May 9, 2019

.....5 - Biggers, Martin, Bonfield, Shaddy (2) vs. #4 Kentucky, March 17, 2018

.....5 - Ezell, Martin (2), Goodheart, Kenley at #17 Texas A&M, May 16, 2019

.....4 - McFarland, Martin, Kjerstad (2) vs. #18 Tennessee, April 27, 2019

.....4 - Kjerstad (2), Shaddy, Biggers vs. Oral Roberts (NCAA Regional), June 1, 2018

.....4 - E. Cole, H. Kjerstad, D. Fletcher, G. Koch at #4 Ole Miss, March 31, 2018

.....4 - T. Ezell, H. Kjerstad, C. Franklin, J. Kenley vs. E. Illinois, Feb. 16, 2019

4 Errors in a game.....at #17 Texas A&M, May 18, 2019

5 Errors in a game.....vs. South Carolina (SEC Tournament), May 23, 2018

6 Errors in a game.....vs. Eastern Illinois, March 5, 2016

7 Errors in a game.....vs. La. Tech, March 20, 2001

Was Shutout.....at Alabama, March 23, 2019

Was Shutout Back-to-Back.....vs. LSU, April 23-24, 2005 (7-0, 6-0)

Held to 1 hit.....vs. Missouri State, May 17, 2016

Held to 2 hits.....vs. Oregon State, June 28, 2018

Held to 3 hits.....vs. LSU, May 26, 2018 (2-1)

Did not strikeout.....vs. Eastern Illinois, Feb. 16, 2019

Swept an SEC Home Series (three games).....vs. #18 Tennessee, April 26-28, 2019

Swept an SEC Road Series (three games).....at Alabama, April 30-May 2, 2015

Was Swept in SEC Home Series.....vs. Alabama, May 13-15, 2016

Was Swept in SEC Road Series.....at Mississippi State, April 20-21, 2018

Swept a Non-conference Home Series.....vs. Western Illinois, March 12-13, 2019

Swept a Non-conference Road Series.....at McNeese State, March 23-24, 2010

Was Swept in a Non-conference Home Series.....Gonzaga, March 10-11, 2015

Was Swept in a Non-conference Road Series.....at Nebraska, April 16, 2013

Won a Non-conference Home Series.....vs. Western Illinois, March 13-14, 2019

Lost a Non-conference Home Series.....vs. South Alabama, February 28-March 1, 2014

Lost a Non-conference Road Series.....at Nebraska, April 16, 2013

Back-to-Back Shutouts.....UK (1-0) April 22 and UK (2-0) April 22-23, 2016

Most Consecutive Shutouts.....4 vs. Wisconsin (March 15-16, 1980)

Shut out an opponent at home.....vs. Missouri (2-0), March 15, 2019

Shut out an opponent on the road.....at #15 Auburn (8-0), April 6, 2019

Shut out an SEC opponent at home.....vs. Missouri (2-0), March 15, 2019

Shut out an SEC opponent on the road.....at #15 Auburn (8-0), April 6, 2019



# || GAME-BY-GAME HITTING

2019 RECORD: 44-17 • HOME: 31-6 • AWAY: 12-9 • NEUTRAL: 1-2 • SEC: 20-10 • NCAA TOURNAMENT: 3-0

Date	Opponent	AB	R	H	RBI	2B	3B	HR	BB	IBB	SB	CS	HBP	SAC	SF	GDP	K	PO	A	E	Avg
Feb 16, 2019	EASTERN ILLINOIS	38	15	18	15	5	0	4	7	0	2	1	0	0	1	2	0	27	13	0	.474
Feb 16, 2019	EASTERN ILLINOIS	37	12	14	12	3	0	0	4	0	2	0	0	1	2	0	12	27	9	3	.427
Feb 17, 2019	EASTERN ILLINOIS	26	3	6	3	1	0	0	8	1	0	0	0	3	1	1	4	27	7	0	.376
Feb 21, 2019	at USC	33	6	8	5	2	0	0	7	0	3	1	0	0	1	1	10	27	5	1	.343
Feb 22, 2019	at USC	35	8	8	8	2	1	1	8	1	5	0	1	0	0	0	11	27	14	2	.320
Feb 23, 2019	at USC	42	4	11	3	3	0	1	2	1	3	0	0	0	0	0	12	29	11	1	.308
Feb 27, 2019	MEMPHIS	32	10	8	9	0	0	0	9	0	5	0	1	0	1	0	6	27	7	0	.300
Mar 01, 2019	STONY BROOK	28	3	6	2	2	1	0	2	0	2	1	0	0	0	1	4	27	5	0	.292
Mar 01, 2019	STONY BROOK	30	4	7	3	2	0	0	3	0	3	0	0	1	1	0	6	27	9	2	.286
Mar 02, 2019	STONY BROOK	40	15	15	14	2	1	4	6	0	1	0	1	0	0	0	6	27	10	2	.296
Mar 06, 2019	CHARLOTTE	29	9	9	8	1	1	2	7	0	0	0	2	2	1	0	6	27	11	1	.297
Mar 08, 2019	LOUISIANA TECH	28	4	6	4	1	0	0	6	0	0	0	2	1	0	1	7	27	6	0	.291
Mar 09, 2019	LOUISIANA TECH	41	7	15	7	3	0	2	3	0	0	0	0	0	1	0	12	27	11	2	.298
Mar 10, 2019	LOUISIANA TECH	33	11	12	10	1	1	1	5	0	3	0	0	1	1	1	7	27	6	1	.303
Mar 12, 2019	WESTERN ILLINOIS	31	8	11	8	1	1	2	4	0	2	0	3	0	2	1	7	27	7	2	.306
Mar 13, 2019	WESTERN ILLINOIS	32	11	12	9	3	0	0	8	1	2	1	4	2	1	0	8	24	12	0	.310
Mar 15, 2019	MISSOURI	28	2	5	2	3	0	0	3	0	1	0	1	1	1	0	8	27	6	1	.304
Mar 16, 2019	MISSOURI	26	4	6	3	0	0	0	2	0	2	0	2	1	1	2	10	27	9	1	.301
Mar 17, 2019	MISSOURI	30	3	5	2	0	0	1	1	0	1	0	0	0	0	0	5	27	7	1	.294
Mar 19, 2019	at Texas	37	11	11	10	3	0	2	6	0	2	1	0	0	0	0	7	27	9	0	.294
Mar 20, 2019	at Texas	33	6	9	5	3	0	0	4	0	1	1	4	3	0	1	8	24	12	1	.293
Mar 22, 2019	at Alabama	40	12	15	12	3	0	3	1	0	0	0	2	0	0	0	14	27	6	0	.298
Mar 23, 2019	at Alabama	29	0	4	0	1	0	0	4	0	0	1	0	0	0	1	4	24	8	1	.292
Mar 24, 2019	at Alabama	38	10	14	8	4	0	2	4	0	4	0	2	1	1	1	9	27	12	3	.295
Mar 26, 2019	at Missouri State	35	8	10	8	0	0	1	6	0	2	0	1	1	0	1	10	27	8	1	.295
Mar 29, 2019	OLE MISS	32	5	8	5	2	0	0	4	0	0	0	0	1	0	0	9	27	8	1	.293
Mar 30, 2019	OLE MISS	30	3	6	3	3	0	2	5	0	0	1	1	0	0	2	12	27	9	0	.290
Mar 31, 2019	OLE MISS	35	5	11	4	1	0	1	2	0	0	1	0	0	0	2	8	27	10	1	.291
Apr 02, 2019	LITTLE ROCK	36	7	13	7	1	0	1	8	0	1	0	2	1	1	0	8	27	10	4	.294
Apr 05, 2019	at Auburn	34	3	8	3	1	1	1	2	0	0	0	0	0	1	0	13	24	10	0	.292
Apr 05, 2019	at Auburn	58	9	14	9	3	1	2	11	2	0	1	1	1	1	0	20	45	24	2	.289
Apr 06, 2019	at Auburn	34	8	10	8	2	0	1	9	0	3	1	0	0	0	0	3	27	9	0	.289
Apr 09, 2019	ORAL ROBERTS	39	15	14	14	5	0	3	13	0	0	0	0	0	1	0	9	27	7	3	.291
Apr 12, 2019	at Vanderbilt	33	2	7	2	1	0	0	4	0	0	0	1	0	0	1	13	24	4	0	.289
Apr 13, 2019	at Vanderbilt	33	2	7	1	3	0	0	1	0	0	0	0	0	0	1	9	24	11	1	.287
Apr 14, 2019	at Vanderbilt	47	14	22	14	6	1	1	6	0	0	0	0	0	1	1	7	27	11	1	.294
Apr 16, 2019	ARK - PINE BLUFF	34	16	16	16	1	2	3	8	0	2	0	1	0	0	0	4	21	8	2	.299
Apr 18, 2019	MISSISSIPPI ST.	31	5	9	5	2	0	1	2	0	0	1	0	1	0	0	10	27	9	0	.298
Apr 19, 2019	MISSISSIPPI ST.	35	12	12	11	0	1	1	16	0	0	0	0	0	0	2	10	27	9	1	.300
Apr 20, 2019	MISSISSIPPI ST.	34	10	10	8	2	0	1	4	0	0	0	1	0	0	1	7	27	12	1	.299
Apr 23, 2019	NORTHWESTERN ST.	42	19	19	17	6	1	5	10	0	1	0	1	0	1	0	6	24	9	1	.304
Apr 24, 2019	NORTHWESTERN ST.	36	7	10	7	2	1	1	5	0	1	0	0	0	1	0	12	27	14	2	.303
Apr 26, 2019	TENNESSEE	37	11	16	11	1	0	2	6	1	2	0	0	0	1	1	11	27	7	3	.307
Apr 27, 2019	TENNESSEE	42	15	18	15	6	0	4	3	0	0	0	1	0	0	0	6	27	8	1	.310
Apr 28, 2019	TENNESSEE	36	4	9	4	3	0	2	4	0	2	0	2	1	0	1	14	30	14	1	.308
Apr 30, 2019	GRAMBLING ST.	35	17	15	15	4	0	3	10	0	3	1	3	0	2	0	11	27	10	1	.311
May 03, 2019	at Kentucky	38	5	12	4	3	0	1	2	0	1	0	2	0	0	0	11	27	8	0	.311
May 05, 2019	at Kentucky	33	9	10	8	1	0	2	5	0	1	0	0	0	0	0	6	21	5	1	.311
May 05, 2019	at Kentucky	25	3	5	3	2	0	0	6	0	1	0	0	0	0	1	11	18	8	1	.309
May 09, 2019	LSU	37	14	15	13	1	0	5	7	0	2	0	1	0	1	1	8	27	12	0	.311
May 10, 2019	LSU	36	11	12	11	4	0	1	5	2	2	0	3	1	0	0	10	27	6	0	.312
May 11, 2019	LSU	31	2	8	2	2	0	0	5	0	1	0	0	1	0	2	5	27	11	1	.311
May 16, 2019	at Texas A&M	38	7	10	7	3	0	5	1	0	0	0	0	0	0	0	18	27	9	1	.310
May 17, 2019	at Texas A&M	35	2	8	2	0	0	1	3	0	0	0	0	0	0	0	15	24	9	2	.308
May 18, 2019	at Texas A&M	33	1	5	1	0	0	1	1	0	1	0	1	0	0	0	11	24	10	4	.306
May 22, 2019	vs Ole Miss	30	5	5	5	1	0	0	3	0	0	0	1	1	0	1	5	27	7	1	.304
May 23, 2019	vs Georgia	31	1	5	0	1	0	0	4	0	0	1	0	0	0	1	9	24	7	0	.301
May 24, 2019	vs Ole Miss	33	2	5	2	0	0	1	4	1	1	0	1	0	0	0	7	24	8	1	.299
May 31, 2019	CENTRAL CONNECTICUT	35	11	13	9	2	0	2	4	0	3	1	0	0	0	0	3	27	14	3	.300
Jun 01, 2019	TCU	34	3	9	3	4	0	0	4	0	1	0	1	1	0	0	12	27	8	0	.300
Jun 02, 2019	TCU	34	6	10	6	2	0	1	0	0	2	0	0	0	0	0	11	27	7	0	.299
<b>Totals</b>		<b>2107</b>	<b>457</b>	<b>631</b>	<b>425</b>	<b>130</b>	<b>14</b>	<b>81</b>	<b>307</b>	<b>10</b>	<b>77</b>	<b>15</b>	<b>50</b>	<b>27</b>	<b>27</b>	<b>32</b>	<b>537</b>	<b>1616</b>	<b>562</b>	<b>66</b>	<b>.299</b>



2019 RECORD: 44-17 • HOME: 31-6 • AWAY: 12-9 • NEUTRAL: 1-2 • SEC: 20-10 • NCAA TOURNAMENT: 3-0

Date	Opponent	IP	H	R	ER	BB	SO	2B	3B	HR	WP	BK	HBP	DP	IBB	Score	W	L	SV	ERA
Feb 16, 2019	EASTERN ILLINOIS	9.0	11	7	7	2	8	2	0	1	0	1	0	1	0	15-7	1	0	0	7.00
Feb 16, 2019	EASTERN ILLINOIS	9.0	9	3	0	3	12	0	0	0	0	0	0	2	0	12-3	2	0	0	3.50
Feb 17, 2019	EASTERN ILLINOIS	9.0	7	2	2	3	8	2	0	0	0	0	0	1	0	3-2	3	0	0	3.00
Feb 21, 2019	at USC	9.0	4	3	3	4	14	1	0	0	0	0	3	1	0	6-3	4	0	1	3.00
Feb 22, 2019	at USC	9.0	9	6	3	2	6	1	0	0	0	0	0	2	0	8-6	5	0	2	3.00
Feb 23, 2019	at USC	9.2	9	6	6	2	7	1	0	2	0	0	0	0	0	4-6	5	1	2	3.46
Feb 27, 2019	MEMPHIS	9.0	6	3	3	2	12	2	0	2	1	0	2	1	0	10-3	6	1	2	3.39
Mar 01, 2019	STONY BROOK	9.0	6	1	1	2	18	1	0	1	0	0	0	0	0	3-1	7	1	3	3.10
Mar 01, 2019	STONY BROOK	9.0	8	3	3	2	11	1	0	1	1	0	0	0	0	4-3	8	1	4	3.09
Mar 02, 2019	STONY BROOK	9.0	10	7	7	7	10	2	0	0	2	0	2	1	0	15-7	9	1	4	3.47
Mar 06, 2019	CHARLOTTE	9.0	3	2	2	6	14	0	0	0	0	0	0	1	0	9-2	10	1	4	3.34
Mar 08, 2019	LOUISIANA TECH	9.0	7	2	2	1	14	1	0	0	0	0	1	1	0	4-2	11	1	5	3.23
Mar 09, 2019	LOUISIANA TECH	9.0	11	12	7	2	9	2	0	3	1	0	4	0	0	7-12	11	2	5	3.52
Mar 10, 2019	LOUISIANA TECH	9.0	3	0	0	3	16	0	0	0	0	0	1	1	0	11-0	12	2	5	3.27
Mar 12, 2019	WESTERN ILLINOIS	9.0	1	0	0	3	14	0	0	0	0	0	0	0	0	8-0	13	2	5	3.05
Mar 13, 2019	WESTERN ILLINOIS	8.0	4	1	1	1	10	0	0	0	0	0	1	2	0	11-1	14	2	5	2.94
Mar 15, 2019	MISSOURI	9.0	2	0	0	3	15	0	0	0	2	0	0	0	0	2-0	15	2	6	2.77
Mar 16, 2019	MISSOURI	9.0	7	3	3	1	6	2	0	0	0	0	0	0	0	4-3	16	2	7	2.78
Mar 17, 2019	MISSOURI	9.0	5	2	2	3	11	0	0	1	1	0	2	0	0	3-2	17	2	7	2.74
Mar 19, 2019	at Texas	9.0	6	4	4	2	9	2	0	1	0	0	0	0	0	11-4	18	2	7	2.81
Mar 20, 2019	at Texas	8.0	6	7	6	14	5	1	0	0	1	0	4	1	0	6-7	18	3	7	2.97
Mar 22, 2019	at Alabama	9.0	7	3	3	3	8	1	0	0	2	0	1	0	0	12-3	19	3	7	2.97
Mar 23, 2019	at Alabama	8.0	9	10	10	7	2	1	0	1	2	0	0	0	0	0-10	19	4	7	3.30
Mar 24, 2019	at Alabama	9.0	5	2	1	5	10	0	0	0	1	0	0	0	0	10-2	20	4	7	3.20
Mar 26, 2019	at Missouri State	9.0	7	2	2	3	10	0	0	0	1	0	2	1	0	8-2	21	4	7	3.15
Mar 29, 2019	OLE MISS	9.0	6	3	3	4	8	2	0	1	0	0	0	0	0	5-3	22	4	8	3.15
Mar 30, 2019	OLE MISS	9.0	12	4	4	1	5	2	0	2	0	0	0	1	0	3-4	22	5	8	3.18
Mar 31, 2019	OLE MISS	9.0	14	10	10	12	6	2	0	1	1	0	2	1	0	5-10	22	6	8	3.42
Apr 02, 2019	LITTLE ROCK	9.0	16	17	10	6	8	4	0	1	2	0	3	0	0	7-17	22	7	8	3.65
Apr 05, 2019	at Auburn	8.0	11	6	6	3	5	3	0	0	0	0	0	0	0	3-6	22	8	8	3.75
Apr 05, 2019	at Auburn	15.0	11	6	4	9	12	4	0	1	4	0	3	1	2	9-6	23	8	8	3.67
Apr 06, 2019	at Auburn	9.0	5	0	0	4	10	1	0	0	1	0	1	1	0	8-0	24	8	9	3.56
Apr 09, 2019	ORAL ROBERTS	9.0	10	8	7	4	7	1	1	2	2	1	1	0	0	15-8	25	8	9	3.66
Apr 12, 2019	at Vanderbilt	8.0	6	3	3	0	10	3	1	0	1	0	0	1	0	2-3	25	9	9	3.66
Apr 13, 2019	at Vanderbilt	8.0	12	12	12	7	8	1	0	2	0	0	1	1	0	2-12	25	10	9	3.91
Apr 14, 2019	at Vanderbilt	9.0	12	12	12	11	9	2	0	4	1	0	2	0	0	14-12	26	10	10	4.13
Apr 16, 2019	ARK. - PINE BLUFF	7.0	9	4	3	8	8	0	0	0	0	0	0	0	0	16-4	27	10	10	4.12
Apr 18, 2019	MISSISSIPPI ST.	9.0	6	3	3	1	13	1	0	2	1	0	1	0	0	5-3	28	10	11	4.09
Apr 19, 2019	MISSISSIPPI ST.	9.0	5	5	5	5	11	0	0	1	0	0	1	0	0	12-5	29	10	11	4.12
Apr 20, 2019	MISSISSIPPI ST.	9.0	6	2	2	3	6	0	0	0	2	0	0	0	0	10-2	30	10	11	4.07
Apr 23, 2019	NORTHWESTERN ST.	8.0	8	2	2	2	8	2	0	0	0	0	0	1	0	19-2	31	10	11	4.03
Apr 24, 2019	NORTHWESTERN ST.	9.0	10	10	10	5	9	2	0	3	2	1	0	0	0	7-10	31	11	11	4.17
Apr 26, 2019	TENNESSEE	9.0	12	9	5	3	11	3	0	1	0	0	0	0	0	11-9	32	11	12	4.19
Apr 27, 2019	TENNESSEE	9.0	7	3	3	3	11	2	0	1	1	0	1	0	0	15-3	33	11	12	4.16
Apr 28, 2019	TENNESSEE	10.0	6	3	2	1	11	0	0	0	1	0	0	1	0	4-3	34	11	12	4.10
Apr 30, 2019	GRAMBLING ST.	9.0	6	3	2	7	15	0	0	0	3	0	3	1	0	17-3	35	11	12	4.06
May 03, 2019	at Kentucky	9.0	6	2	2	4	10	1	1	0	0	0	1	0	0	5-2	36	11	13	4.01
May 05, 2019	at Kentucky	7.0	4	1	1	2	11	0	0	0	0	0	1	0	0	9-1	37	11	13	3.97
May 05, 2019	at Kentucky	6.0	6	4	4	1	8	1	0	3	0	0	0	0	0	3-4	37	12	13	4.00
May 09, 2019	LSU	9.0	7	4	4	2	5	1	0	2	0	0	0	0	0	14-4	38	12	13	4.00
May 10, 2019	LSU	9.0	9	6	6	3	10	2	1	1	0	0	1	1	0	11-6	39	12	13	4.04
May 11, 2019	LSU	9.0	7	3	3	3	7	1	0	1	2	0	0	1	0	2-3	39	13	13	4.02
May 16, 2019	at Texas A&M	9.0	11	3	2	2	7	2	0	0	0	0	0	0	0	7-3	40	13	13	3.98
May 17, 2019	at Texas A&M	8.0	7	6	6	6	9	2	0	2	0	0	0	0	2	2-6	40	14	13	4.02
May 18, 2019	at Texas A&M	8.0	9	6	2	0	6	1	0	0	1	0	1	0	0	1-6	40	15	13	3.99
May 22, 2019	vs Ole Miss	9.0	5	3	3	2	12	1	0	0	3	0	3	0	0	5-3	41	15	14	3.98
May 23, 2019	vs Georgia	8.0	6	3	3	5	6	3	0	0	1	0	1	1	1	1-3	41	16	14	3.97
May 24, 2019	vs Ole Miss	8.0	3	3	3	4	3	0	0	1	0	0	1	1	0	2-3	41	17	14	3.96
May 31, 2019	CENTRAL CONNECTICUT	9.0	5	5	4	1	7	1	0	1	0	0	0	0	0	11-5	42	17	14	3.96
Jun 01, 2019	TCU	9.0	4	1	1	1	9	1	0	0	0	0	0	1	0	3-1	43	17	15	3.91
Jun 02, 2019	TCU	9.0	5	0	0	1	14	2	0	0	0	0	0	0	0	6-0	44	17	15	3.84
<b>Totals</b>		<b>538.2</b>	<b>447</b>	<b>266</b>	<b>230</b>	<b>222</b>	<b>574</b>	<b>77</b>	<b>4</b>	<b>46</b>	<b>44</b>	<b>3</b>	<b>51</b>	<b>30</b>	<b>5</b>	<b>457-266</b>	<b>44</b>	<b>17</b>	<b>15</b>	<b>3.84</b>





## TEAM GAME HIGHS (2019)

### Team Batting

At bats:	58	at Auburn (Apr 05, 2019)
Runs scored:	19	vs Northwestern St. (Apr 23, 2019)
Hits:	22	at Vanderbilt (Apr 14, 2019)
RBI's:	17	vs Northwestern St. (Apr 23, 2019)
Doubles:	6	at Vanderbilt (Apr 14, 2019)
	6	vs Northwestern St. (Apr 23, 2019)
	6	vs Tennessee (Apr 27, 2019)
Triples:	2	vs Ark.- Pine Bluff (Apr 16, 2019)
Home runs:	5	vs Northwestern St. (Apr 23, 2019)
	5	vs LSU (May 09, 2019)
	5	at Texas A&M (May 16, 2019)
Total bases:	42	vs Northwestern St. (Apr 23, 2019)
Walks:	16	vs Mississippi St. (Apr 19, 2019)
Strikeouts:	20	at Auburn (Apr 05, 2019)
Sac hits:	3	vs Eastern Illinois (Feb 17, 2019)
	3	at Texas (Mar 20, 2019)
Sac flies:	2	vs Eastern Illinois (Feb 16, 2019)
	2	vs Western Illinois (Mar 12, 2019)
	2	vs Grambling St. (Apr 30, 2019)
Stolen bases:	5	at USC (Feb 22, 2019)
	5	vs Memphis (Feb 27, 2019)
Hit by pitch:	4	vs Western Illinois (Mar 13, 2019)
	4	at Texas (Mar 20, 2019)
Caught stealing:	1	(15 games )
Runners LOB:	18	at Auburn (Apr 05, 2019)
Hit into DP:	3	vs Eastern Illinois (Feb 16, 2019)

### Fielding

Putouts:	45	at Auburn (Apr 05, 2019)
Assists:	24	at Auburn (Apr 05, 2019)
Errors:	4	vs Little Rock (Apr 02, 2019)
	4	at Texas A&M (May 18, 2019)
Passed balls:	1	at Alabama (Mar 22, 2019)
	1	vs Little Rock (Apr 02, 2019)
	1	at Texas A&M (May 18, 2019)
DPs turned:	2	vs Eastern Illinois (Feb 16, 2019)
	2	at USC (Feb 22, 2019)
	2	vs Western Illinois (Mar 13, 2019)

### Pitching

Innings pitched:	15.0	at Auburn (Apr 05, 2019)
Runs allowed:	17	vs Little Rock (Apr 02, 2019)
Earned runs:	12	at Vanderbilt (Apr 13, 2019)
	12	at Vanderbilt (Apr 14, 2019)
Walks allowed:	14	at Texas (Mar 20, 2019)
Strikeouts:	18	vs Stony Brook (Mar 01, 2019)
Hits allowed:	16	vs Little Rock (Apr 02, 2019)
Doubles allowed:	4	vs Little Rock (Apr 02, 2019)
	4	at Auburn (Apr 05, 2019)
Triples allowed:	1	(4 games )
Homers allowed:	4	at Vanderbilt (Apr 14, 2019)
Wild pitches:	4	at Auburn (Apr 05, 2019)
Hit batters:	4	vs Louisiana Tech (Mar 09, 2019)
	4	at Texas (Mar 20, 2019)

## INDIVIDUAL GAME HIGHS (2019)

### Individual Batting

At bats:	8	Heston Kjerstad at Auburn (Apr 05, 2019)
Runs scored:	6	Trevor Ezell vs Grambling St. (Apr 30, 2019)
Hits:	4	(8 games )
RBI's:	6	Jacob Nesbit vs Tennessee (Apr 26, 2019)
Doubles:	3	Zack Plunkett vs Northwestern St. (Apr 23, 2019)
	3	Trevor Ezell vs TCU (Jun 01, 2019)
Triples:	1	(14 games )
Home runs:	2	(4 games )
Total bases:	10	Heston Kjerstad vs Tennessee (Apr 27, 2019)
Walks:	3	(10 games )
Strikeouts:	4	(4 games )
Sac hits:	2	Jacob Nesbit vs Eastern Illinois (Feb 17, 2019)
Sac flies:	1	(27 games )
Stolen bases:	2	(6 games )
Hit by pitch:	2	(4 games )
Caught stealing:	1	(15 games )
Runners LOB:	6	Jack Kenley vs Missouri (Mar 15, 2019)

### Fielding

Putouts:	20	Trevor Ezell at Auburn (Apr 05, 2019)
Assists:	7	Jack Kenley vs Eastern Illinois (Feb 16, 2019)
	7	Jack Kenley vs LSU (May 11, 2019)
	7	Casey Martin vs Central Connecticut (May 31, 2019)
Errors:	2	(8 games )
Passed balls:	1	Casey Opitz at Alabama (Mar 22, 2019)
	1	Zack Plunkett vs Little Rock (Apr 02, 2019)
	1	Casey Opitz at Texas A&M (May 18, 2019)

### Pitching

Innings pitched:	8.0	Isaiah Campbell vs TCU (Jun 01, 2019)
Runs allowed:	7	Kole Ramage at Vanderbilt (Apr 13, 2019)
	7	Isaiah Campbell vs Tennessee (Apr 26, 2019)
Earned runs:	7	Kole Ramage at Vanderbilt (Apr 13, 2019)
Walks allowed:	5	Cody Scroggins vs Ole Miss (Mar 31, 2019)
	5	Kole Ramage at Auburn (Apr 05, 2019)
Strikeouts:	13	Isaiah Campbell vs Stony Brook (Mar 01, 2019)
Hits allowed:	7	(4 games )
Doubles allowed:	3	Isaiah Campbell at Vanderbilt (Apr 12, 2019)
Triples allowed:	1	(4 games )
Homers allowed:	3	Connor Noland at Kentucky (May 05, 2019)
Wild pitches:	2	(5 games )
Hit batters:	2	(7 games )

## #32 MATT CRONIN • JR • LHP • 6-2 • 190

## CAREER HIGHS

Category	High	Opponent (Last)	Date
Innings	4.0	at San Diego State	2/24/18
Longest Start	--	--	--
Shortest Start	--	--	--
Longest Relief	4.0	at San Diego State	2/24/18
Hits	4	No. 4 Kentucky	3/16/18
Runs	3	2x (vs. Oregon St.)	6/27/18
Earned Runs	3	2x (vs. Oregon St.)	6/27/18
Walks	3	vs. Auburn	5/25/17
Strikeouts	6	vs. Auburn	5/25/17

## CRONIN'S CAREER APPEARANCES

## Matt Cronin 2019 Game-By-Game (Junior)

(23 Appearances, 0 Starts)

Date	Opponent	IP	H	R-ER	BB	K	Result
2/17/19	Eastern Illinois	1.2	1	0-0	1	1	W, 1-0
2/21/19	at USC	1.1	0	0-0	0	4	S, 1
2/22/19	at USC	1.0	0	0-0	0	1	S, 2
3/1/19	Stony Brook	1.0	2	0-0	1	3	S, 3
3/8/19	Louisiana Tech	1.0	0	0-0	1	1	S, 4
3/12/19	Western Illinois	1.0	0	0-0	1	2	ND
3/15/19	Missouri	1.0	0	0-0	1	3	S, 5
3/16/19	Missouri	1.0	0	0-0	0	1	S, 6
3/24/19	at Alabama	1.0	0	0-0	0	2	ND
3/26/19	at Missouri St.	1.0	0	0-0	0	0	ND
3/29/19	#21 Ole Miss	1.2	1	1-1	1	3	S, 7
4/5/19	at #15 Auburn	1.2	1	0-0	2	3	ND
4/14/19	at #6 Vanderbilt	1.2	2	2-2	2	1	ND
4/18/19	#2 Mississippi St.	1.1	1	1-1	1	3	S, 8
4/24/19	Northwestern St.	0.1	1	1-1	0	1	ND
4/26/19	#18 Tennessee	1.0	0	0-0	0	2	S, 9
4/28/19	#18 Tennessee	1.1	3	1-1	0	0	ND
5/3/19	at Kentucky	2.0	0	0-0	2	4	S, 10
5/10/19	#15 LSU	1.0	1	0-0	0	1	ND
5/16/19	at #17 Texas A&M	1.0	1	0-0	1	0	ND
5/22/19	vs. Ole Miss	1.1	0	0-0	0	4	S, 11
5/24/19	vs. Ole Miss	0.2	1	0-0	0	0	ND
6/1/19	vs. TCU	1.0	0	0-0	0	1	S, 12
<b>TOTALS</b>	<b>23 G, 0 GS</b>	<b>27.0</b>	<b>15</b>	<b>6-6</b>	<b>14</b>	<b>41</b>	<b>1-0 (12 SV)</b>

## Matt Cronin 2018 Game-By-Game (Sophomore)

(25 Appearances, 0 Starts)

Date	Opponent	IP	H	R-ER	BB	K	Result
2/18/18	Bucknell	1.0	1	0-0	0	1	W, 1-0
2/21/18	vs. Arizona	2.1	0	0-0	1	3	S, 1
2/24/18	at San Diego St.	4.0	0	0-0	0	5	W, 2-0
3/3/18	USC	2.2	2	2-2	2	2	ND
3/9/18	Kent State	1.0	0	0-0	0	1	ND
3/14/18	Texas	1.2	1	0-0	0	2	S, 2
3/16/18	#4 Kentucky	2.2	4	2-2	0	4	S, 3
3/23/18	at #2 Florida	2.0	1	0-0	0	4	S, 4
3/25/18	at #2 Florida	1.2	1	1-1	0	0	ND

## Matt Cronin Career Stats

Year	ERA	W	L	App	GS	CG	SHO	CBO	SV	IP	H	R	ER	BB	SO	2B	3B	HR	BF	B/Avg	WP	HBP	BK	SFA	SHA	PO	A	E	FLD%
2017	2.00	3	1	15	0	0	0	2	1	18.0	8	4	4	12	31	1	0	1	76	.136	0	3	0	0	2	0	2	0	1.000
2018	3.54	2	2	25	0	0	0	3	14	48.1	25	19	19	14	59	6	0	3	183	.154	5	1	0	4	2	0	5	0	1.000
2019	2.00	1	0	23	0	0	0	2	12	27.0	15	6	6	14	40	0	1	4	108	.163	1	1	0	1	0	0	1	1	.500
<b>TOTAL</b>	<b>2.80</b>	<b>6</b>	<b>3</b>	<b>63</b>	<b>0</b>	<b>0</b>	<b>0</b>	<b>7</b>	<b>27</b>	<b>93.1</b>	<b>48</b>	<b>29</b>	<b>29</b>	<b>40</b>	<b>130</b>	<b>7</b>	<b>1</b>	<b>8</b>	<b>367</b>	<b>.153</b>	<b>6</b>	<b>5</b>	<b>0</b>	<b>5</b>	<b>4</b>	<b>0</b>	<b>8</b>	<b>1</b>	<b>.889</b>

## Matt Cronin Career SEC Stats

Year	ERA	W	L	App	GS	CG	SHO	CBO	SV	IP	H	R	ER	BB	SO	2B	3B	HR	BF	B/Avg	WP	HBP	BK	SFA	SHA	PO	A	E	FLD%
2017	0.00	0	0	2	0	0	0	0	0	1.1	1	0	0	1	1	0	0	0	6	.333	0	1	0	0	1	0	0	0	.000
2018	4.18	0	1	11	0	0	0	2	7	23.2	13	11	11	7	27	2	0	2	91	.157	2	0	0	0	1	0	2	0	1.000
2019	2.87	0	0	12	0	0	0	1	6	15.2	10	5	5	10	22	0	1	3	66	.182	1	1	0	0	0	0	1	0	1.000
<b>TOTAL</b>	<b>3.54</b>	<b>0</b>	<b>1</b>	<b>25</b>	<b>0</b>	<b>0</b>	<b>0</b>	<b>3</b>	<b>13</b>	<b>40.2</b>	<b>24</b>	<b>16</b>	<b>16</b>	<b>18</b>	<b>50</b>	<b>2</b>	<b>1</b>	<b>5</b>	<b>163</b>	<b>.170</b>	<b>3</b>	<b>2</b>	<b>0</b>	<b>0</b>	<b>2</b>	<b>0</b>	<b>3</b>	<b>0</b>	<b>1.000</b>

3/29/18	at #4 Ole Miss	3.0	1	0-0	1	5	S, 5
3/31/18	at #4 Ole Miss	2.0	1	2-2	1	1	ND
4/6/18	#13 Auburn	2.2	0	0-0	0	1	S, 6
4/10/18	Grambling St.	1.0	0	0-0	0	1	S, 7
4/14/18	South Carolina	1.0	0	0-0	0	1	S, 8
4/14/18	South Carolina	2.0	1	0-0	0	1	S, 9
4/20/18	at Mississippi St.	2.0	1	3-3	3	5	L, 2-1
5/13/18	#20 Texas A&M	2.0	0	2-2	2	2	ND
5/17/18	at #13 Georgia	2.2	3	1-1	0	3	S, 10
5/25/18	vs. Florida	2.0	0	0-0	1	5	S, 11
6/3/18	Dallas Baptist	2.0	3	1-1	0	4	S, 12
6/11/18	#25 South Carolina	1.0	0	0-0	1	1	ND
6/20/18	vs. Texas Tech	1.1	2	2-2	1	2	ND
6/22/18	vs. Florida	2.0	1	0-0	0	2	S, 13
6/26/18	vs. Oregon St.	1.0	0	0-0	0	2	S, 14
6/27/18	vs. Oregon St.	1.2	2	3-3	1	1	L, 2-2
<b>TOTALS</b>	<b>25 G, 0 GS</b>	<b>50.1</b>	<b>25</b>	<b>19-19</b>	<b>14</b>	<b>59</b>	<b>2-2 (14 SV)</b>

## Matt Cronin 2017 Game-By-Game (Freshman)

(15 Appearances, 0 Starts)

Date	Opponent	IP	H	R-ER	BB	K	Result
3/4/17	vs. Nebraska	1.0	0	0-0	0	2	ND
3/8/17	ULM	2.0	0	0-0	2	3	ND
3/15/17	Alcorn State	2.0	2	1-1	0	4	ND
3/22/17	New Orleans	0.0	0	1-1	1	0	ND
4/1/17	at Alabama	1.0	1	0-0	1	1	ND
4/5/17	Grand Canyon	1.0	0	0-0	0	2	ND
4/11/17	at Missouri State	1.2	1	0-0	1	2	W, 1-0
4/18/17	Memphis	1.1	2	0-0	0	2	W, 2-0
4/25/17	vs. Kansas State	3.0	2	0-0	1	5	ND
5/19/17	at #22 Texas A&M	0.1	0	0-0	0	0	ND
5/25/17	vs. Auburn	3.0	0	0-0	3	6	W, 3-0
5/28/17	vs. LSU	0.1	0	0-0	0	1	ND
6/2/17	Oral Roberts	0.1	0	0-0	0	1	ND
6/3/17	Missouri State	0.0	0	1-1	1	0	L, 3-1
6/4/17	Missouri State	1.0	0	1-1	2	2	ND

## 2019 TRENDS

- Has a 2.00 ERA in 27.0 innings with only six earned runs allowed and 12 saves.
- Seven of his 12 saves have come against SEC opponents, which ties for the third most.
- Has pitched at least one inning in 49 of his last 51 outings dating back to 2017.
- Thrown at least 1.1 innings in seven of last 13 appearances.
- Began the year on a 11-inning scoreless streak (Feb. 17-March 26), saving six games.
- Earned a save on consecutive days against Missouri (March 15-16). Second instance this year (USC).
- Just six hits allowed in his last 9.1 innings (8 outings)
- One run or less allowed in last 10 outings.
- Earned fifth win of career in first appearance of 2019 (vs. Eastern Illinois).
- Picked up first save of 2019 NCAA Tournament in 9th inning vs. TCU ... 4th save in NCAAT in career
- Tied for second in SEC in saves (12).
- Tied for second in SEC in games finished (19).
- Ranks 2nd on Arkansas career chart with 27 saves (33 - Philip Stidham - 1989-91).

### CAREER HIGHS

Category	High	Opponent (Last)	Date
Innings	5.2	at Auburn	4/21/17
Longest Start	--	--	--
Shortest Start	--	--	--
Longest Relief	5.2	at Auburn	4/21/17
Hits	7	at Auburn	4/21/17
Runs	5	at Auburn	4/21/17
Earned Runs	5	at Auburn	4/21/17
Walks	2	2x (at No. 6 Vanderbilt)	4/13/19
Strikeouts	5	at Auburn	4/21/17

### DENTON'S CAREER APPEARANCES

Marshall Denton 2019 Game-By-Game (R-Sophomore)  
(23 Appearances, 3 Starts)

Date	Opponent	IP	H	R-ER	BB	K	Result
2/16/19	Eastern Illinois-1	1.0	1	0-0	0	1	ND
2/16/19	Eastern Illinois-2	1.0	1	0-0	0	0	ND
2/23/19	at USC	0.0	1	1-1	0	0	L, 0-1
3/2/19	Stony Brook	1.0	1	0-0	0	1	ND
3/9/19	Louisiana Tech	0.2	0	0-0	0	1	ND
3/13/19	Western Illinois*	3.0	2	0-0	0	3	W, 1-1
3/20/19	at #9 Texas*	2.0	1	0-0	1	1	ND
3/22/19	at Alabama	0.1	1	0-0	0	0	ND
3/26/19	at Missouri St.	0.2	3	1-1	0	1	ND
3/31/19	#21 Ole Miss	1.0	0	0-0	0	1	ND
4/2/19	Little Rock	2.0	4	4-2	0	2	ND
4/9/19	Oral Roberts*	2.0	3	3-3	0	2	ND
4/13/19	at #6 Vanderbilt	1.0	0	0-0	0	2	ND
4/14/19	at #6 Vanderbilt	0.2	0	0-0	0	2	S, 1
4/16/19	Ark.- Pine Bluff	0.2	1	0-0	1	1	ND
4/19/19	#2 Mississippi St.	1.0	0	0-0	0	1	ND
4/24/19	Northwestern St.*	3.0	5	4-4	0	3	ND
4/28/19	#18 Tennessee	0.2	1	1-1	0	0	ND
4/30/19	Grambling St.	2.0	1	0-0	0	4	W, 2-1
5/5/19	at Kentucky	0.2	0	0-0	0	1	ND
5/11/19	#15 LSU	1.0	0	0-0	0	2	ND
5/17/19	at #17 Texas A&M	2.0	1	0-0	1	2	ND
5/31/19	vs. Central Conn.	2.0	3	3-3	1	1	ND
<b>TOTALS</b>	<b>23 G, 3 GS</b>	<b>29.1</b>	<b>30</b>	<b>17-15</b>	<b>4</b>	<b>32</b>	<b>2-1 (1 SV)</b>

Marshall Denton 2017 Game-By-Game (Freshman)  
(7 Appearances, 0 Starts)

Date	Opponent	IP	H	R-ER	BB	K	Result
2/25/17	Bryant	0.1	0	0-0	0	0	ND
3/4/17	vs. Nebraska	0.1	0	0-0	1	0	ND
3/7/17	ULM	1.0	2	0-0	0	2	ND
3/16/17	Alcorn State	1.0	0	0-0	0	1	ND
4/4/17	Grand Canyon	1.0	0	0-0	0	1	ND
4/18/17	Memphis	1.0	0	0-0	0	1	ND
4/21/17	at Auburn	5.2	7	5-5	2	5	ND
4/25/17	vs. Kansas State	0.0	1	1-1	0	0	ND
<b>TOTALS</b>	<b>8 G, 0 GS</b>	<b>10.1</b>	<b>10</b>	<b>6-6</b>	<b>3</b>	<b>10</b>	<b>0-0</b>

### 2019 TRENDS

- Has at least one strikeout in 14 of last 15 outings.
- Struck out a season-high four batters in two innings of work against Grambling State (April 30).
- Picked up second win of career in two relief innings vs. Grambling State (April 30).
- Earned first career save after retiring final two batters against No. 6 Vanderbilt (April 14), both on strikeouts.
- Has a 2.60 ERA in 17 relief appearances with only five earned runs allowed in 16.2 innings.
- Has given up no runs in four of last five appearances.
- Only two walks allowed in last eight appearances and five walks for entire season.

### Marshall Denton Career Stats

Year	ERA	W	L	App	GS	CG	SHO	CBO	SV	IP	H	R	ER	BB	SO	2B	3B	HR	BF	B/Avg	WP	HBP	BK	SFA	SHA	PO	A	E	FLD%
2017	5.23	0	0	8	0	0	0	0	0	10.1	10	6	6	3	10	3	0	3	45	.244	0	1	0	0	0	0	2	0	1.000
2019	4.60	2	0	23	4	0	0	0	1	29.1	30	17	15	4	31	6	1	4	125	.259	2	2	1	1	2	2	2	0	1.000
<b>TOTAL</b>	<b>4.76</b>	<b>2</b>	<b>0</b>	<b>31</b>	<b>4</b>	<b>0</b>	<b>0</b>	<b>0</b>	<b>1</b>	<b>39.2</b>	<b>40</b>	<b>23</b>	<b>21</b>	<b>7</b>	<b>41</b>	<b>9</b>	<b>1</b>	<b>7</b>	<b>170</b>	<b>.255</b>	<b>2</b>	<b>3</b>	<b>1</b>	<b>1</b>	<b>2</b>	<b>2</b>	<b>4</b>	<b>0</b>	<b>1.000</b>

### Marshall Denton Career SEC Stats

Year	ERA	W	L	App	GS	CG	SHO	CBO	SV	IP	H	R	ER	BB	SO	2B	3B	HR	BF	B/Avg	WP	HBP	BK	SFA	SHA	PO	A	E	FLD%
2017	7.94	0	0	1	0	0	0	0	0	5.2	7	5	5	2	5	3	0	2	26	.292	0	0	0	0	0	0	0	0	.000
2019	1.08	0	0	9	0	0	0	0	1	8.1	3	1	1	1	11	2	0	0	29	.115	1	0	0	0	2	1	0	0	1.000
<b>TOTAL</b>	<b>3.86</b>	<b>0</b>	<b>0</b>	<b>10</b>	<b>0</b>	<b>0</b>	<b>0</b>	<b>0</b>	<b>1</b>	<b>14.0</b>	<b>10</b>	<b>6</b>	<b>6</b>	<b>3</b>	<b>16</b>	<b>5</b>	<b>0</b>	<b>2</b>	<b>55</b>	<b>.200</b>	<b>1</b>	<b>0</b>	<b>0</b>	<b>0</b>	<b>2</b>	<b>1</b>	<b>0</b>	<b>0</b>	<b>1.000</b>

## #45 KEVIN KOPPS • R-JR • RHP • 6-0 • 195

## CAREER HIGHS

Category	High	Opponent (Last)	Date
Innings	5.2	Georgia	4/15/17
Longest Start	3.1	2x (Bryant)	2/26/17
Shortest Start	2.0	2x (Missouri St.)	6/4/17
Longest Relief	5.2	Georgia	4/15/17
Hits	5	2x (Georgia)	4/15/17
Runs	3	4x (No. 21 Ole Miss)	3/31/19
Earned Runs	3	3x (No. 21 Ole Miss)	3/31/19
Walks	3	2x (at Missouri)	3/26/17
Strikeouts	5	Miami (Ohio)	2/19/17

## KOPPS' CAREER APPEARANCES

Kevin Kopps 2019 Game-By-Game (R-Sophomore)  
(28 Appearances, 0 Starts)

Date	Opponent	IP	H	R-ER	BB	K	Result
2/22/19	at USC	2.2	3	0-0	0	0	ND
3/1/19	Stony Brook	1.0	1	1-1	0	2	ND
3/6/19	Charlotte	1.0	0	0-0	1	2	ND
3/8/19	Louisiana Tech	2.0	0	0-0	0	3	W, 1-0
3/10/19	Louisiana Tech	1.0	1	0-0	1	1	ND
3/12/19	Western Illinois	1.0	0	0-0	1	2	ND
3/16/19	Missouri	0.1	1	0-0	0	0	ND
3/17/19	Missouri	1.2	1	0-0	1	1	ND
3/24/19	at Alabama	1.1	0	0-0	0	4	ND
3/26/19	at Missouri St.	1.0	1	0-0	0	2	ND
3/30/19	#21 Ole Miss	1.0	2	1-1	0	0	L, 1-1
3/31/19	#21 Ole Miss	0.2	2	3-3	1	1	L, 1-2
4/5/19	at #15 Auburn-1	0.2	2	2-2	0	1	L, 1-3
4/5/19	at #15 Auburn-2	1.1	0	0-0	0	2	W, 2-3
4/9/19	Oral Roberts	2.0	2	0-0	0	2	ND
4/12/19	at #6 Vanderbilt	0.1	0	0-0	0	1	ND
4/14/19	at #6 Vanderbilt	1.0	0	0-0	0	1	ND
4/19/19	at #2 Mississippi St.	3.0	0	0-0	1	3	W, 3-3
4/23/19	Northwestern St.	1.0	3	1-1	0	1	ND
4/26/19	#18 Tennessee	2.0	4	2-2	0	3	W, 4-3
5/3/19	at Kentucky	0.0	1	1-1	2	0	ND
5/5/19	at Kentucky	1.0	0	0-0	0	2	ND
5/10/19	#15 LSU	4.0	1	0-0	1	4	W, 5-3
5/16/19	at #17 Texas A&M	1.1	3	1-1	0	0	ND
5/18/19	at #17 Texas A&M	1.0	0	0-0	0	2	ND
5/22/19	vs. Ole Miss	1.2	2	1-1	1	2	W, 6-3
5/24/19	vs. Ole Miss	0.1	0	0-0	2	0	ND
5/31/19	vs. Central Conn.	1.2	0	0-0	0	4	ND
<b>TOTALS</b>	<b>28 G, 0 GS</b>	<b>37.0</b>	<b>30</b>	<b>13-13</b>	<b>12</b>	<b>46</b>	<b>6-3</b>

Kevin Kopps 2017 Game-By-Game (R-Freshman)  
(22 Appearances, 5 Starts)

Date	Opponent	IP	H	R-ER	BB	K	Result
2/19/17	Miami (Ohio)*	3.1	2	1-1	2	5	W, 1-0
2/26/17	Bryant*	3.1	4	2-2	2	2	ND
3/3/17	vs. Arizona	0.2	0	0-0	0	0	ND

3/5/17	vs. Oklahoma St.	2.1	1	0-0	1	1	ND
3/12/17	Rhode Island	3.0	1	0-0	3	3	ND
3/17/17	Mississippi St.	0.2	1	0-0	0	1	ND
3/22/17	New Orleans	1.0	0	0-0	0	1	S, 1
3/26/17	at Missouri	3.2	2	2-2	3	4	ND
4/1/17	at Alabama	3.0	5	3-3	0	4	ND
4/8/17	LSU	0.2	2	3-3	1	0	ND
4/11/17	at Missouri St.	1.0	2	1-1	0	1	W, 2-0
4/15/17	Georgia	5.2	5	0-0	2	3	ND
4/23/17	at Auburn	1.0	3	1-1	2	0	ND
4/25/17	vs. Kansas St.*	2.0	1	1-1	0	1	ND
4/28/17	Ole Miss-1	2.2	2	0-0	1	2	ND
5/4/17	at Tennessee	2.2	2	0-0	0	2	ND
5/12/17	Vanderbilt	2.0	1	0-0	0	2	W, 3-0
5/20/17	at Texas A&M	3.0	2	0-0	1	4	S, 2
5/25/17	vs. Mississippi St.	1.0	1	1-1	0	0	ND
5/28/17	vs. LSU*	3.0	3	3-1	0	1	L, 3-1
6/2/17	Oral Roberts	1.1	2	0-0	0	1	ND
6/4/17	Missouri St.*	2.0	4	2-2	0	2	ND
<b>TOTALS</b>	<b>22 G, 5 GS</b>	<b>49.0</b>	<b>46</b>	<b>20-18</b>	<b>18</b>	<b>40</b>	<b>3-1 (2 SV)</b>

## 2019 TRENDS

- Six runs allowed in last 21.2 IP (15 games).
- Has thrown 2.0 IP or more six times in 2019.
- Totaled 18 scoreless outings this season.
- Three walks in last six innings (5 games).
- At least one strikeout in 17 of last 21 outings.
- Four wins in his last 10 outings.
- Picked up fifth win of the year on a season-high four innings against No. 15 LSU.
- Has not lost a decision out of the bullpen since April 5 (at #15 Auburn).
- Team leader in appearances (28 appearances).
- Has only given up one home run in 47.0 innings in conference play.
- Matched his season high four strikeouts in 1.2 innings against Central Connecticut in the NCAA Regional (May 31).

## Kevin Kopps Career Stats

Year	ERA	W	L	App	GS	CG	SHO	CBO	SV	IP	H	R	ER	BB	SO	2B	3B	HR	BF	B/Avg	WP	HBP	BK	SFA	SHA	PO	A	E	FLD%
2016	REDSHIRT SEASON																												
2017	3.31	3	1	22	5	0	0	2	2	49.0	46	20	18	18	40	7	0	3	203	.254	5	3	0	0	1	4	7	1	.917
2018	INJURED																												
2019	3.16	6	3	28	0	0	0	2	0	37.0	30	13	13	12	46	9	0	1	156	.221	3	3	0	1	4	2	4	0	1.000
TOTAL	3.24	9	4	50	5	0	0	4	2	86.0	76	33	31	30	86	16	0	4	359	.240	8	6	0	1	5	6	11	1	.944

## Kevin Kopps Career SEC Stats

Year	ERA	W	L	App	GS	CG	SHO	CBO	SV	IP	H	R	ER	BB	SO	2B	3B	HR	BF	B/Avg	WP	HBP	BK	SFA	SHA	PO	A	E	FLD%
2016	REDSHIRT SEASON																												
2017	3.24	2	0	10	0	0	0	1	1	25.0	25	9	9	10	22	4	0	1	104	.272	3	2	0	0	0	2	4	0	1.000
2018	INJURED																												
2019	4.35	4	3	16	0	0	0	0	0	20.2	17	10	10	6	25	8	0	0	86	.224	2	2	0	0	2	2	3	0	1.000
TOTAL	3.74	6	3	26	0	0	0	1	1	45.2	42	19	19	16	47	12	0	1	190	.250	5	4	0	0	2	4	7	0	1.000



### CAREER HIGHS

Category	High	Opponent (Last)	Date
Innings	5.0	Eastern Illinois	2/17/19
Longest Start	5.0	Eastern Illinois	2/17/19
Shortest Start	5.0	Eastern Illinois	2/17/19
Longest Relief	3.2	2x (at USC)	2/23/19
Hits	7	at No. 2 Florida	3/24/18
Runs	7	at No. 2 Florida	3/24/18
Earned Runs	5	at No. 2 Florida	3/24/18
Walks	3	vs. Nebraska	3/4/17
Strikeouts	3	4x (No. 18 Tennessee)	4/26/19

### KOSTYSHOCK'S CAREER APPEARANCES

Jacob Kostyshock 2019 Game-By-Game (Junior)  
(20 Appearances, 1 Start)

Date	Opponent	IP	H	R-ER	BB	K	Result
2/17/19	Eastern Illinois*	5.0	3	0-0	2	3	ND
2/23/19	at USC	3.2	3	1-1	0	3	ND
3/1/19	Stony Brook	2.0	1	0-0	0	2	S, 1
3/9/19	Louisiana Tech	1.1	2	3-1	0	2	L, 0-1
3/12/19	Western Illinois	1.0	0	0-0	0	1	ND
3/15/19	Missouri	1.0	0	0-0	1	1	ND
3/17/19	Missouri	2.1	1	2-2	0	3	W, 1-1
3/24/19	at Alabama	1.2	2	0-0	2	1	ND
3/29/19	#21 Ole Miss	0.1	1	0-0	1	0	ND
4/20/19	#2 Mississippi St.	0.2	1	2-2	2	0	ND
4/23/19	Northwestern St.	1.0	0	0-0	1	0	ND
4/26/19	#18 Tennessee	1.1	2	0-0	0	3	ND
4/27/19	#18 Tennessee	0.1	0	0-0	0	0	ND
5/5/19	at Kentucky	1.2	0	0-0	0	2	ND
5/10/19	#15 LSU	0.2	0	0-0	0	1	ND
5/11/19	#15 LSU	0.2	2	1-1	0	1	L, 1-2
5/16/19	at #17 Texas A&M	0.2	1	0-0	0	1	ND
5/22/19	vs. Ole Miss	0.2	0	0-0	0	1	ND
5/23/19	vs. Georgia	0.2	2	2-2	1	1	L, 1-3
6/2/19	vs. TCU	1.1	0	0-0	0	3	ND
<b>TOTALS</b>	<b>20 G, 1 GS</b>	<b>28.1</b>	<b>21</b>	<b>11-9</b>	<b>9</b>	<b>28</b>	<b>1-3 (1 SV)</b>

Jacob Kostyshock 2018 Game-By-Game (Sophomore)  
(9 Appearances, 0 Starts)

Date	Opponent	IP	H	R-ER	BB	K	Result
2/17/18	Bucknell	1.0	0	0-0	0	2	ND
2/25/18	at San Diego	3.0	3	0-0	0	3	ND
3/9/18	Kent State - 1	1.0	1	0-0	1	1	ND
3/9/18	Kent State - 2	0.1	1	0-0	0	0	ND
3/13/18	Texas	3.0	4	2-2	2	1	S, 1
3/21/18	at Charlotte	1.0	2	1-1	0	0	ND
3/24/18	at No. 2 Florida	3.2	7	7-5	2	2	ND
3/31/18	at No. 4 Ole Miss	0.1	1	2-2	1	0	ND
4/29/18	Alabama	0.2	0	0-0	2	1	ND
<b>TOTALS</b>	<b>9 G, 0 GS</b>	<b>14.0</b>	<b>19</b>	<b>12-10</b>	<b>8</b>	<b>10</b>	<b>0-0 (1 SV)</b>

Jacob Kostyshock 2017 Game-By-Game (Freshman)  
(6 Appearances, 0 Starts)

Date	Opponent	IP	H	R-ER	BB	K	Result
3/4/17	vs. Nebraska	0.2	2	3-3	3	2	ND
3/8/17	ULM	2.0	0	0-0	0	2	ND
3/15/17	Alcorn State	1.0	0	0-0	0	0	ND
4/4/17	Grand Canyon	0.2	3	1-1	0	1	ND
4/13/17	Georgia	0.0	0	0-0	2	0	ND
4/25/17	vs. Kansas State	1.0	1	0-0	1	1	W, 1-0
<b>TOTALS</b>	<b>6 G, 0 GS</b>	<b>5.2</b>	<b>6</b>	<b>4-4</b>	<b>6</b>	<b>6</b>	<b>1-0</b>

### 2019 TRENDS

- Made first career start in week one against Eastern Illinois (Feb. 17); Career-high five innings pitched.
- Earned his second save of career after pitching the final two innings in a 4-3 win over Stony Brook (March 1).
- Has only given up five earned runs in last 12.1 innings.
- Matched a career-best three strikeouts three times this season (vs. EIU, USC, Tennessee).
- Has struck out at least one in 17 of 19 appearances
- Matched his career-long in relief with 3.2 innings at USC (Feb. 23).
- Struck out three of four batters faced in first NCAA Tournament appearance (vs. TCU - June 2).

### Jacob Kostyshock Career Stats

Year	ERA	W	L	App	GS	CG	SHO	CBO	SV	IP	H	R	ER	BB	SO	2B	3B	HR	BF	B/Avg	WP	HBP	BK	SFA	SHA	PO	A	E	FLD%
2017	6.75	1	0	6	0	0	0	0	0	5.1	6	4	4	6	6	0	0	0	30	.286	1	2	0	0	1	1	1	0	1.000
2018	6.43	0	0	9	0	0	0	0	1	14.0	19	12	10	8	10	3	0	1	66	.333	2	1	0	0	0	2	2	0	1.000
2019	2.89	1	3	20	1	0	0	3	1	28.0	21	11	9	10	29	5	0	2	119	.200	2	3	0	1	0	3	3	1	.857
<b>TOTAL</b>	<b>4.37</b>	<b>2</b>	<b>3</b>	<b>35</b>	<b>1</b>	<b>0</b>	<b>0</b>	<b>3</b>	<b>2</b>	<b>47.1</b>	<b>46</b>	<b>27</b>	<b>23</b>	<b>24</b>	<b>45</b>	<b>8</b>	<b>0</b>	<b>3</b>	<b>215</b>	<b>.251</b>	<b>5</b>	<b>6</b>	<b>0</b>	<b>1</b>	<b>1</b>	<b>6</b>	<b>6</b>	<b>1</b>	<b>.923</b>

### Jacob Kostyshock Career SEC Stats

Year	ERA	W	L	App	GS	CG	SHO	CBO	SV	IP	H	R	ER	BB	SO	2B	3B	HR	BF	B/Avg	WP	HBP	BK	SFA	SHA	PO	A	E	FLD%
2017	0.00	0	0	1	0	0	0	0	0	0.0	0	0	0	2	0	0	0	0	2	.000	0	0	0	0	0	0	0	0	.000
2018	13.50	0	0	3	0	0	0	0	0	4.2	8	9	7	5	3	2	0	0	27	.381	1	1	0	0	0	1	2	0	1.000
2019	3.97	1	1	11	0	0	0	1	0	11.1	10	5	5	6	13	2	0	2	51	.227	2	1	0	0	0	1	0	0	1.000
<b>TOTAL</b>	<b>6.75</b>	<b>1</b>	<b>1</b>	<b>15</b>	<b>0</b>	<b>0</b>	<b>0</b>	<b>1</b>	<b>0</b>	<b>16.0</b>	<b>18</b>	<b>14</b>	<b>12</b>	<b>13</b>	<b>16</b>	<b>4</b>	<b>0</b>	<b>2</b>	<b>80</b>	<b>.277</b>	<b>3</b>	<b>2</b>	<b>0</b>	<b>0</b>	<b>0</b>	<b>2</b>	<b>2</b>	<b>0</b>	<b>1.000</b>

## #28 KOLE RAMAGE • SO • RHP • 6-1 • 195

## CAREER HIGHS

Category	High	Opponent (Last)	Date
Innings	5.0	Northwestern St.	4/23/19
Longest Start	5.0	Northwestern St.	4/23/19
Shortest Start	1.2	No. 4 Kentucky	3/17/18
Longest Relief	4.2	at No. 15 Auburn	4/5/19
Hits	7	at No. 6 Vanderbilt	4/13/19
Runs	7	at No. 6 Vanderbilt	4/13/19
Earned Runs	7	at No. 6 Vanderbilt	4/13/19
Walks	5	at No. 15 Auburn	4/5/19
Strikeouts	7	Grambling State	4/30/19

## RAMAGE'S CAREER APPEARANCES

Kole Ramage 2019 Game-By-Game (Sophomore)  
(23 Appearances, 2 Starts)

Date	Opponent	IP	H	R-ER	BB	K	Result
2/16/19	Eastern Illinois	2.1	4	1-0	2	4	W, 1-0
2/21/19	at USC	3.1	2	0-0	0	2	W, 2-0
3/1/19	Stony Brook	3.2	2	0-0	1	4	W, 3-0
3/6/19	Charlotte	1.0	0	0-0	0	1	ND
3/9/19	Louisiana Tech	0.2	3	2-0	0	0	ND
3/12/19	Western Illinois	1.0	0	0-0	0	1	ND
3/16/19	Missouri	3.0	2	2-2	0	1	W, 4-0
3/20/19	at #9 Texas	3.0	0	0-0	0	3	W, 5-0
3/23/19	at Alabama	3.1	3	3-3	0	1	ND
3/28/19	at Missouri St.	2.0	1	0-0	2	2	ND
3/29/19	#21 Ole Miss	3.1	3	1-1	0	2	ND
4/2/19	Little Rock	0.2	3	4-4	1	1	L, 5-1
4/5/19	at #15 Auburn	4.2	3	2-0	5	3	ND
4/9/19	Oral Roberts	1.0	3	3-2	0	0	W, 6-1
4/13/19	at #6 Vanderbilt	3.0	7	7-7	2	3	ND
4/19/19	#2 Mississippi St.	1.0	2	3-3	1	1	ND
4/23/19	Northwestern St.*	5.0	5	1-1	1	5	W, 7-1
4/27/19	#18 Tennessee	2.0	2	1-1	1	3	ND
4/30/19	Grambling St.*	4.0	5	3-2	4	7	ND
5/9/19	#15 LSU	2.0	3	2-2	0	1	ND
5/17/19	at #17 Texas A&M	4.1	3	2-2	2	5	ND
5/23/19	vs. Georgia	2.0	2	1-1	1	2	ND
5/24/19	vs. Ole Miss	1.0	0	0-0	0	1	ND
<b>TOTALS</b>	<b>23 G, 1 GS</b>	<b>57.1</b>	<b>58</b>	<b>38-31</b>	<b>23</b>	<b>49</b>	<b>7-1</b>

Kole Ramage 2018 Game-By-Game (Freshman)  
(21 Appearances, 2 Starts)

Date	Opponent	IP	H	R-ER	BB	K	Result
2/16/18	Bucknell	2.0	1	0-0	0	4	ND
2/25/18	at San Diego	1.0	3	3-2	1	0	ND
3/1/18	Dayton	2.0	2	0-0	0	3	ND
3/9/18	Kent State	2.0	2	1-1	0	4	ND
3/11/18	Kent State	0.0	1	1-0	1	0	ND
3/14/18	Texas	2.2	2	0-0	2	3	ND
3/17/18	No. 4 Kentucky*	1.2	2	4-1	1	2	ND
3/21/18	at Charlotte	1.0	2	1-1	0	1	L, 0-1
3/30/18	at No. 4 Ole Miss	3.2	0	0-0	0	5	ND
4/3/18	ULM	1.1	1	5-1	2	1	ND
4/10/18	Grambling St.	2.2	3	4-0	1	5	ND
4/12/18	South Carolina	0.1	1	0-0	0	1	ND

## Kole Ramage Career Stats

Year	ERA	W	L	App	GS	CG	SHO	CBO	SV	IP	H	R	ER	BB	SO	2B	3B	HR	BF	B/Avg	WP	HBP	BK	SFA	SHA	PO	A	E	FLD%
2018	4.00	1	1	21	2	0	0	1	0	36.0	36	30	16	16	50	5	0	3	164	.261	8	2	0	2	6	4	8	0	1.000
2019	4.87	7	1	23	2	0	0	1	0	57.1	58	38	31	23	53	7	0	8	255	.259	6	4	0	2	2	4	11	1	.938
<b>TOTAL</b>	<b>4.53</b>	<b>8</b>	<b>2</b>	<b>44</b>	<b>4</b>	<b>0</b>	<b>0</b>	<b>2</b>	<b>0</b>	<b>93.1</b>	<b>94</b>	<b>68</b>	<b>47</b>	<b>39</b>	<b>103</b>	<b>12</b>	<b>0</b>	<b>11</b>	<b>419</b>	<b>.260</b>	<b>14</b>	<b>6</b>	<b>0</b>	<b>4</b>	<b>8</b>	<b>8</b>	<b>19</b>	<b>1</b>	<b>.964</b>

## Kole Ramage Career SEC Stats

Year	ERA	W	L	App	GS	CG	SHO	CBO	SV	IP	H	R	ER	BB	SO	2B	3B	HR	BF	B/Avg	WP	HBP	BK	SFA	SHA	PO	A	E	FLD%
2018	3.97	0	0	6	2	0	0	0	0	11.1	10	9	5	4	16	3	0	1	51	.227	4	1	0	1	1	3	1	0	1.000
2019	7.09	1	0	9	0	0	0	0	0	26.2	28	23	21	11	20	4	0	6	122	.269	3	3	0	2	2	1	7	0	1.000
<b>TOTAL</b>	<b>6.16</b>	<b>1</b>	<b>0</b>	<b>15</b>	<b>2</b>	<b>0</b>	<b>0</b>	<b>0</b>	<b>0</b>	<b>38.0</b>	<b>38</b>	<b>32</b>	<b>26</b>	<b>15</b>	<b>36</b>	<b>7</b>	<b>0</b>	<b>7</b>	<b>173</b>	<b>.257</b>	<b>7</b>	<b>4</b>	<b>0</b>	<b>3</b>	<b>3</b>	<b>4</b>	<b>8</b>	<b>0</b>	<b>1.000</b>

4/17/18	Missouri St.	1.2	0	0-0	0	2	W, 1-1
4/21/18	at Mississippi St.	0.1	1	0-0	0	1	ND
4/29/18	Alabama	0.2	0	3-2	2	2	ND
5/19/18	at #13 Georgia*	4.2	6	2-2	1	5	ND
5/23/18	vs. South Carolina	2.2	5	2-2	2	3	ND
6/10/18	#25 South Carolina	1.0	1	1-1	0	2	ND
6/17/18	vs. Texas	1.0	2	2-2	2	3	ND
6/27/18	vs. Oregon St.	1.2	1	0-0	0	1	ND
6/28/18	vs. Oregon St.	2.0	1	1-1	1	2	ND
<b>TOTALS</b>	<b>21 G, 2 GS</b>	<b>33.1</b>	<b>33</b>	<b>24-14</b>	<b>14</b>	<b>46</b>	<b>1-1</b>

## 2019 TRENDS

- Pitched 2.0 or more innings in 12 of last 16 appearances.
- Thrown 2.0+ innings in eight of nine conference outings.
- Second on team in wins (7); Most recent win came vs. NW State (April 23).
- Has thrown 3.0 innings or more in five of seven victories.
- Did not give up an earned run in his first 12 innings of the season; Walked only three during that same stretch.
- Tied a career-long 4.2 innings of relief at No. 15 Auburn (April 5), his longest relief appearance of his career.
- Walked a career-high five at No. 15 Auburn (April 5); Never walked more than two in an outing before April 5 - 33-straight appearances
- Went a career-long five innings in his first start of the year vs. NW State (April 23), giving up only one run and striking out a season high five batters.
- Struck out a career-high seven in a four-inning start against Grambling St. (April 30).

#57 CODY SCROGGINS • R-JR • RHP • 6-0 • 195

## CAREER HIGHS

Category	High	Opponent (Last)	Date
Innings	6.0	Louisiana Tech	3/10/19
Longest Start	6.0	Louisiana Tech	3/10/19
Shortest Start	2.0	at No. 6 Vanderbilt	4/14/19
Longest Relief	2.1	South Carolina	6/10/18
Hits	6	at No. 6 Vanderbilt	4/14/19
Runs	6	at No. 6 Vanderbilt	4/14/19
Earned Runs	6	at No. 6 Vanderbilt	4/14/19
Walks	5	No. 21 Ole Miss	3/31/19
Strikeouts	11	Louisiana Tech	3/10/19

## SCROGGINS' CAREER APPEARANCES

### Cody Scroggins 2019 Game-By-Game (R-Junior)

(16 Appearances, 6 Starts)

Date	Opponent	IP	H	R-ER	BB	K	Result
2/16/19	Eastern Illinois	1.0	2	1-1	1	2	ND
2/21/19	at USC*	3.2	1	3-3	2	8	ND
3/1/19	Stony Brook*	3.1	5	3-3	1	5	ND
3/10/19	Louisiana Tech*	6.0	2	0-0	1	11	W, 1-0
3/17/19	Missouri*	5.0	3	0-0	2	7	ND
3/24/19	at Alabama*	5.0	3	2-1	3	3	W, 2-0
3/31/19	#21 Ole Miss	4.0	5	2-2	5	2	ND
4/5/19	at #15 Auburn	2.2	2	1-1	2	2	ND
4/6/19	at #15 Auburn	1.0	1	0-0	0	1	ND
4/14/19	at #6 Vanderbilt	2.0	6	6-6	4	1	ND
5/5/19	at Kentucky	1.1	0	0-0	1	4	ND
5/11/19	#15 LSU	2.0	1	2-2	3	1	ND
5/18/19	at #17 Texas A&M	1.2	3	3-1	0	1	ND
5/22/19	vs. Ole Miss	1.0	1	0-0	0	1	ND
5/24/19	vs. Ole Miss	0.2	0	0-0	0	0	ND
6/2/19	vs. TCU	2.2	2	0-0	0	4	ND
<b>TOTALS</b>	<b>16 G, 6 GS</b>	<b>37.0</b>	<b>35</b>	<b>23-20</b>	<b>24</b>	<b>42</b>	<b>2-0</b>

### Cody Scroggins 2018 Game-By-Game (R-Sophomore)

(16 Appearances, 0 Starts)

Date	Opponent	IP	H	R-ER	BB	K	Result
2/17/18	Bucknell	1.0	0	0-0	0	2	ND
2/21/18	vs. Arizona	0.2	1	0-0	2	2	ND
3/3/18	USC	1.0	0	0-0	0	0	ND
3/9/18	Kent State	0.0	0	1-1	1	0	ND
3/21/18	at Charlotte	0.1	0	1-0	1	1	ND
4/4/18	ULM	2.0	0	0-0	1	2	ND
4/12/18	South Carolina	1.0	0	0-0	0	1	ND
4/21/18	at Mississippi St.	0.2	0	1-1	1	0	ND
4/28/18	Alabama	0.2	1	1-1	1	2	ND
5/6/18	at LSU	1.0	2	1-1	0	1	ND
5/13/18	#20 Texas A&M	0.1	1	1-1	0	1	ND
5/18/18	at #13 Georgia	1.0	2	2-2	2	2	ND
6/1/18	Oral Roberts	1.0	2	0-0	1	1	ND
6/10/18	#25 South Carolina	2.1	1	0-0	2	2	ND
6/17/18	vs. Texas	1.0	1	1-1	2	1	ND
6/28/18	vs. Oregon St.	1.2	1	0-0	0	1	ND

### Cody Scroggins Career Stats

Year	ERA	W	L	App	GS	CG	SHO	CBO	SV	IP	H	R	ER	BB	SO	2B	3B	HR	BF	B/Avg	WP	HBP	BK	SFA	SHA	PO	A	E	FLD%
2016	5.40	0	0	4	0	0	0	0	0	3.1	3	2	2	2	1	0	0	0	14	.273	2	1	0	0	0	15	23	2	.950
2017	3.86	0	0	3	0	0	0	0	0	2.1	3	1	1	1	1	0	1	0	13	.273	1	1	0	0	0	0	0	1	.000
2018	4.60	0	0	16	0	0	0	2	0	15.2	12	9	8	12	18	2	0	1	74	.211	3	2	0	1	2	0	4	0	1.000
2019	4.19	2	0	16	7	0	0	3	0	43.0	37	23	20	25	53	7	0	3	199	.227	5	6	1	4	1	1	2	1	.750
<b>TOTAL</b>	<b>4.34</b>	<b>2</b>	<b>0</b>	<b>39</b>	<b>7</b>	<b>0</b>	<b>0</b>	<b>5</b>	<b>0</b>	<b>64.1</b>	<b>55</b>	<b>35</b>	<b>31</b>	<b>40</b>	<b>73</b>	<b>9</b>	<b>1</b>	<b>4</b>	<b>300</b>	<b>.227</b>	<b>11</b>	<b>10</b>	<b>1</b>	<b>5</b>	<b>3</b>	<b>16</b>	<b>29</b>	<b>4</b>	<b>.918</b>

### Cody Scroggins Career SEC Stats

Year	ERA	W	L	App	GS	CG	SHO	CBO	SV	IP	H	R	ER	BB	SO	2B	3B	HR	BF	B/Avg	WP	HBP	BK	SFA	SHA	PO	A	E	FLD%
2016	5.40	0	0	4	0	0	0	0	0	3.1	3	2	2	2	1	0	0	0	14	.273	2	1	0	0	0	5	11	2	.889
2018	11.57	0	0	6	0	0	0	0	0	4.2	6	6	6	2	6	0	0	1	24	.300	2	1	0	0	1	0	1	0	1.000
2019	4.74	1	0	9	4	0	0	1	0	24.2	24	16	13	20	22	5	0	2	123	.250	5	3	0	3	1	1	0	1	.500
<b>TOTAL</b>	<b>5.79</b>	<b>1</b>	<b>0</b>	<b>19</b>	<b>4</b>	<b>0</b>	<b>0</b>	<b>1</b>	<b>0</b>	<b>32.2</b>	<b>33</b>	<b>24</b>	<b>21</b>	<b>24</b>	<b>29</b>	<b>5</b>	<b>0</b>	<b>3</b>	<b>161</b>	<b>.260</b>	<b>9</b>	<b>5</b>	<b>0</b>	<b>3</b>	<b>2</b>	<b>6</b>	<b>12</b>	<b>3</b>	<b>.857</b>

TOTALS 16 G, 0 GS 13.1 11 9-8 12 17 0-0

### Cody Scroggins 2017 Game-By-Game (Sophomore)

(3 Appearances, 0 Starts)

Date	Opponent	IP	H	R-ER	BB	K	Result
2/18/17	Miami (Ohio)	1.0	1	0-0	0	1	ND
2/24/17	Bryant	0.0	1	1-1	1	0	ND
3/1/17	at Louisiana Tech	1.1	1	0-0	0	0	ND
<b>TOTALS</b>	<b>3 G, 0 GS</b>	<b>2.1</b>	<b>3</b>	<b>1-1</b>	<b>1</b>	<b>1</b>	<b>0-0</b>

### Cody Scroggins 2016 Game-By-Game (Freshman)

(4 Appearances, 0 Starts)

Date	Opponent	IP	H	R-ER	BB	K	Result
4/3/16	Missouri	1.0	0	0-0	0	0	ND
4/8/16	at #14 Ole Miss	1.0	0	0-0	1	1	ND
4/15/16	#2 Florida	1.0	1	1-1	1	0	ND
5/8/16	at #13 LSU	0.1	2	1-1	0	0	ND
<b>TOTALS</b>	<b>4 G, 0 GS</b>	<b>3.1</b>	<b>3</b>	<b>2-2</b>	<b>2</b>	<b>1</b>	<b>0-0</b>

## 2019 TRENDS

- Has thrown 4+ IP in three of five starts.
- Has struck out at least one in 23 of last 24 appearances dating back to April 28, 2018.
- Hasn't given up a run in three-straight appearances (4.1 innings).
- Made his first career start at USC (Feb. 21) ... Struck out 8 over 3.2 innings.
- Struck out a career-high 11 in third start of year vs. La. Tech (March 10).
- Originally came to Arkansas as an INF in 2016, but became a RHP full-time in 2017 before needing Tommy John early in the 2017 season.

## #88 ZEBULON VERMILLION • SO • RHP • 6-4 • 208

### CAREER HIGHS

Category	High	Opponent (Last)	Date
Innings	3.0	2x (at No. 15 Auburn)	4/6/19
Longest Start	--	--	--
Shortest Start	--	--	--
Longest Relief	3.0	2x (at No. 15 Auburn)	4/6/19
Hits	4	No. 21 Ole Miss	3/31/19
Runs	3	No. 21 Ole Miss	3/31/19
Earned Runs	3	No. 21 Ole Miss	3/31/19
Walks	2	at No. 6 Vanderbilt	4/14/19
Strikeouts	4	at No. 2 Florida	3/24/19

### VERMILLION'S CAREER APPEARANCES

Zebulon Vermillion 2019 Game-By-Game (Sophomore)  
(20 Appearances, 0 Starts)

Date	Opponent	IP	H	R-ER	BB	K	Result
2/16/19	Eastern Illinois	1.0	0	0-0	0	1	ND
2/17/19	Eastern Illinois	0.0	1	1-1	0	0	ND
2/21/19	at USC	0.2	1	0-0	0	0	ND
2/27/19	Memphis	2.0	1	0-0	0	1	W, 1-0
3/2/19	Stony Brook	2.0	1	0-0	1	2	W, 2-0
3/9/19	Louisiana Tech	0.2	1	0-0	1	1	ND
3/13/19	Western Illinois	1.2	0	0-0	0	2	ND
3/19/19	at #9 Texas	2.0	1	0-0	1	3	ND
3/23/19	at Alabama	1.0	2	0-0	1	0	ND
3/26/19	at Missouri St.	1.1	1	1-1	0	1	W, 3-0
3/31/19	#21 Ole Miss	1.1	4	3-3	1	1	ND
4/2/19	Little Rock	1.0	1	1-0	0	0	ND
4/5/19	at #15 Auburn	0.2	2	1-1	0	1	ND
4/6/19	at #15 Auburn	3.0	2	0-0	1	3	S, 1
4/14/19	at #6 Vanderbilt	0.2	1	1-1	2	1	W, 4-0
4/20/19	#2 Mississippi St.	0.2	1	0-0	1	1	ND
4/23/19	Northwestern St.	1.0	0	0-0	0	2	ND
5/18/19	at #17 Texas A&M	1.0	1	0-0	0	0	ND
5/23/19	vs. Georgia	0.1	0	0-0	0	0	ND
5/24/19	vs. Ole Miss	0.1	0	2-2	1	0	L, 4-1
<b>TOTALS</b>	<b>20 G, 0 GS</b>	<b>22.1</b>	<b>21</b>	<b>10-9</b>	<b>10</b>	<b>20</b>	<b>4-1 (1 SV)</b>

Zebulon Vermillion 2018 Game-By-Game (Freshman)  
(7 Appearances, 0 Starts)

Date	Opponent	IP	H	R-ER	BB	K	Result
2/17/18	Bucknell	1.0	3	2-2	0	1	ND
2/28/18	Dayton	3.0	3	1-0	0	3	S, 1
3/9/18	Kent State-2	1.0	0	0-0	0	1	ND
3/17/18	Kentucky-1	1.0	2	1-1	0	2	ND
3/21/18	at Charlotte	0.2	0	0-0	0	0	ND
3/24/18	at No. 2 Florida	2.1	3	1-1	0	4	ND
4/21/18	at Mississippi St.	0.1	1	1-1	0	0	ND
<b>TOTALS</b>	<b>7 G, 0 GS</b>	<b>9.1</b>	<b>12</b>	<b>6-5</b>	<b>0</b>	<b>11</b>	<b>0-0 (1 SV)</b>

## 2019 TRENDS

- Earned first career win against Memphis (Feb. 17).
- Earned second career save, first of season at #15 Auburn (April 6) with career-high three innings pitched.
- Has throw 1.0 or more innings in nine of last 13 appearances.
- Given up two or less hits in 18 of 20 appearances this year.
- At least one strikeout in seven of last 10 outings

### Zebulon Vermillion Career Stats

Year	ERA	W	L	App	GS	CG	SHO	CBO	SV	IP	H	R	ER	BB	SO	2B	3B	HR	BF	B/Avg	WP	HBP	BK	SFA	SHA	PO	A	E	FLD%
2018	4.82	0	0	7	0	0	0	0	1	9.1	12	6	5	0	11	1	0	0	40	.308	2	1	0	0	0	1	2	0	1.000
2019	3.63	4	1	20	0	0	0	1	1	22.1	21	10	9	9	21	6	0	1	101	.250	1	4	0	2	2	1	6	0	1.000
<b>TOTAL</b>	<b>3.98</b>	<b>4</b>	<b>1</b>	<b>27</b>	<b>0</b>	<b>0</b>	<b>0</b>	<b>1</b>	<b>2</b>	<b>31.2</b>	<b>33</b>	<b>16</b>	<b>14</b>	<b>9</b>	<b>32</b>	<b>7</b>	<b>0</b>	<b>1</b>	<b>141</b>	<b>.268</b>	<b>3</b>	<b>5</b>	<b>0</b>	<b>2</b>	<b>2</b>	<b>2</b>	<b>8</b>	<b>0</b>	<b>1.000</b>

### Zebulon Vermillion Career SEC Stats

Year	ERA	W	L	App	GS	CG	SHO	CBO	SV	IP	H	R	ER	BB	SO	2B	3B	HR	BF	B/Avg	WP	HBP	BK	SFA	SHA	PO	A	E	FLD%
2018	7.36	0	0	3	0	0	0	0	0	3.2	6	3	3	0	6	1	0	0	16	.375	1	0	0	0	0	1	1	0	1.000
2019	5.40	1	0	7	0	0	0	1	1	8.1	13	5	5	5	8	2	0	1	42	.361	0	0	0	1	0	0	3	0	1.000
<b>TOTAL</b>	<b>6.00</b>	<b>1</b>	<b>0</b>	<b>10</b>	<b>0</b>	<b>0</b>	<b>0</b>	<b>1</b>	<b>1</b>	<b>12.0</b>	<b>19</b>	<b>8</b>	<b>8</b>	<b>5</b>	<b>14</b>	<b>3</b>	<b>0</b>	<b>1</b>	<b>58</b>	<b>.365</b>	<b>1</b>	<b>0</b>	<b>0</b>	<b>1</b>	<b>0</b>	<b>1</b>	<b>4</b>	<b>0</b>	<b>1.000</b>



# A || PITCHERS

#39 EVAN TAYLOR • FR • LHP • 6-4 • 235

## CAREER HIGHS

Category	High	Opponent (Last)	Date
Innings	2.0	Western Illinois	3/13/19
Longest Start	--	--	--
Shortest Start	--	--	--
Longest Relief	2.0	Western Illinois	3/13/19
Hits	2	at No. 9 Texas	3/20/19
Runs	3	at Alabama	3/22/19
Earned Runs	3	at Alabama	3/22/19
Walks	2	3x (No. 21 Ole Miss)	3/31/19
Strikeouts	4	Western Illinois	3/13/19

## TAYLOR'S CAREER APPEARANCES

Evan Taylor 2019 Game-By-Game (Freshman)  
(8 Appearances, 0 Starts)

Date	Opponent	IP	H	R-ER	BB	K	Result
2/27/19	Memphis	1.0	0	0-0	0	3	ND
3/2/19	Stony Brook	1.0	0	0-0	1	2	ND
3/9/19	Louisiana Tech	0.1	0	0-0	0	1	ND
3/10/19	Louisiana Tech	1.0	0	0-0	1	1	ND
3/13/19	Western Illinois	2.0	0	0-0	1	4	ND
3/20/19	at #9 Texas	1.0	2	2-2	2	1	ND
3/22/19	at Alabama	0.2	1	3-3	2	1	ND
3/31/19	#21 Ole Miss	0.0	0	0-0	2	0	ND
<b>TOTALS</b>	<b>8 G, 0 GS</b>	<b>7.0</b>	<b>3</b>	<b>5-5</b>	<b>9</b>	<b>13</b>	<b>0-0</b>

#21 JACOB BURTON • FR • RHP • 6-0 • 185

## CAREER HIGHS

Category	High	Opponent (Last)	Date
Innings	2.0	Eastern Illinois	2/16/19
Longest Start	--	--	--
Shortest Start	--	--	--
Longest Relief	2.0	Eastern Illinois	2/16/19
Hits	3	Eastern Illinois	2/16/19
Runs	3	Eastern Illinois	2/16/19
Earned Runs	3	Eastern Illinois	2/16/19
Walks	1	6x (No. 15 LSU)	5/9/19
Strikeouts	1	7x (Grambling St.)	4/30/19

## BURTON'S CAREER APPEARANCES

Jacob Burton 2019 Game-By-Game (Freshman)  
(11 Appearances, 0 Starts)

Date	Opponent	IP	H	R-ER	BB	K	Result
2/16/19	Eastern Illinois	2.0	3	3-3	1	0	ND
2/27/19	Memphis	1.0	1	0-0	1	1	ND
3/2/19	Stony Brook	1.0	1	0-0	0	1	ND
3/6/19	Charlotte	1.0	1	0-0	0	1	ND
3/8/19	Louisiana Tech	0.1	1	1-1	0	1	ND
3/20/19	at #9 Texas	0.0	0	1-0	1	0	ND
4/2/19	Little Rock	0.0	1	1-0	0	0	ND
4/24/19	Northwestern St.	1.0	1	1-1	1	1	ND
4/27/19	#18 Tennessee	1.0	1	0-0	0	1	ND
4/30/19	Grambling St.	1.0	0	0-0	1	1	ND
5/9/19	#15 LSU	1.0	0	0-0	1	0	ND
<b>TOTALS</b>	<b>11 G, 0 GS</b>	<b>9.1</b>	<b>10</b>	<b>7-5</b>	<b>6</b>	<b>7</b>	<b>0-0</b>

#37 CADEN MONKE • FR • LHP • 6-3 • 160

## CAREER HIGHS

Category	High	Opponent (Last)	Date
Innings	1.0	2x (Oral Roberts)	4/9/19
Longest Start	--	--	--
Shortest Start	--	--	--
Longest Relief	1.0	2x (Oral Roberts)	4/9/19
Hits	5	Stony Brook	3/1/19
Runs	3	2x (Stony Brook)	3/1/19
Earned Runs	3	2x (Stony Brook)	3/1/19
Walks	3	at No. 9 Texas	3/20/19
Strikeouts	3	Stony Brook	3/1/19

## MONKE'S CAREER APPEARANCES

Caden Monke 2019 Game-By-Game (Freshman)  
(6 Appearances, 0 Starts)

Date	Opponent	IP	H	R-ER	BB	K	Result
2/27/19	Memphis	1.0	0	0-0	0	3	ND
3/2/19	Stony Brook	0.0	1	4-4	2	0	ND
3/9/19	Louisiana Tech	0.0	1	2-2	0	0	ND
3/20/19	at #9 Texas	0.2	0	0-0	3	0	ND
4/9/19	Oral Roberts	1.0	1	0-0	0	1	ND
4/24/19	Northwestern St.	0.1	0	0-0	0	1	ND
<b>TOTALS</b>	<b>6 G, 0 GS</b>	<b>3.0</b>	<b>3</b>	<b>6-6</b>	<b>5</b>	<b>5</b>	<b>0-0</b>

#49 LIAM HENRY • FR • LHP • 6-2 • 180

## CAREER HIGHS

Category	High	Opponent (Last)	Date
Innings	1.2	Little Rock	4/2/19
Longest Start	--	--	--
Shortest Start	--	--	--
Longest Relief	1.2	Little Rock	4/2/19
Hits	1	6x (Northwestern St.)	4/24/19
Runs	1	4x (Northwestern St.)	4/24/19
Earned Runs	1	4x (Northwestern St.)	4/24/19
Walks	2	3x (Ark.- Pine Bluff)	4/16/19
Strikeouts	2	2x (Ark.- Pine Bluff)	4/16/19

## HENRY'S CAREER APPEARANCES

Liam Henry 2019 Game-By-Game (Freshman)  
(9 Appearances, 0 Starts)

Date	Opponent	IP	H	R-ER	BB	K	Result
2/27/19	Memphis	1.0	1	1-1	0	0	ND
3/6/19	Charlotte	0.2	1	0-0	0	1	ND
3/13/19	Western Illinois	0.1	0	0-0	0	1	ND
3/20/19	at #9 Texas	1.0	1	1-1	0	1	ND
3/23/19	at Alabama	1.0	0	0-0	1	0	ND
4/2/19	Little Rock	1.2	1	1-1	2	0	ND
4/13/19	at #6 Vanderbilt	1.0	0	0-0	2	2	ND
4/16/19	Ark.- Pine Bluff	1.0	1	0-0	2	2	ND
4/24/19	Northwestern St.	0.2	1	1-1	1	0	L, 0-1
<b>TOTALS</b>	<b>9 G, 0 GS</b>	<b>8.1</b>	<b>6</b>	<b>4-4</b>	<b>7</b>	<b>7</b>	<b>0-1</b>

## #20 ELIJAH TREST • FR • RHP • 6-3 • 205

### SEASON HIGHS

Category	High	Opponent (Last)	Date
Innings	3.0	at #6 Vanderbilt	4/13/19
Longest Start	--	--	--
Shortest Start	--	--	--
Longest Relief	3.0	at #6 Vanderbilt	4/13/19
Hits	2	3x (No. 15 LSU)	5/10/19
Runs	3	3x (No. 15 LSU)	5/10/19
Earned Runs	3	3x (No. 15 LSU)	5/10/19
Walks	3	Oral Roberts	4/9/19
Strikeouts	3	3x (Northwestern St.)	4/24/19

### TREST'S CAREER APPEARANCES

Elijah Trest 2019 Game-By-Game (Freshman)  
(14 Appearances, 0 Starts)

Date	Opponent	IP	H	R-ER	BB	K	Result
3/10/19	Louisiana Tech	1.0	0	0-0	0	3	ND
3/13/19	Western Illinois	1.0	2	1-1	0	0	ND
3/20/19	at #9 Texas	1.2	2	3-3	3	2	L, 0-1
3/22/19	at Alabama	1.0	0	0-0	0	0	ND
3/26/19	at Missouri St.	0.0	1	0-0	1	0	ND
3/31/19	#21 Ole Miss	1.2	1	0-0	1	1	ND
4/2/19	Little Rock	0.0	2	3-3	1	0	ND
4/9/19	Oral Roberts	2.0	0	0-0	3	1	ND
4/13/19	at #6 Vanderbilt	3.0	1	0-0	2	1	ND
4/16/19	Ark.- Pine Bluff	2.0	4	2-1	1	3	ND
4/24/19	Northwestern St.	2.0	1	3-3	2	3	ND
4/28/19	#18 Tennessee	1.0	0	0-0	0	1	W, 1-1
4/30/19	Grambling St.	0.2	0	0-0	0	2	ND
5/10/19	#15 LSU	0.0	2	3-3	0	0	ND
<b>TOTALS</b>	<b>14 G, 0 GS</b>	<b>17.0</b>	<b>15</b>	<b>15-14</b>	<b>14</b>	<b>17</b>	<b>1-1</b>

## #44 COLLIN TAYLOR • FR • RHP • 5-11 • 220

### SEASON HIGHS

Category	High	Opponent (Last)	Date
Innings	1.2	Northwestern St.	4/24/19
Longest Start	--	--	--
Shortest Start	--	--	--
Longest Relief	1.2	Northwestern St.	4/24/19
Hits	1	4x (Northwestern St.)	4/24/19
Runs	2	Oral Roberts	4/9/19
Earned Runs	2	Oral Roberts	4/9/19
Walks	2	Ark.- Pine Bluff	4/16/19
Strikeouts	2	Grambling St.	4/30/19

### TAYLOR'S CAREER APPEARANCES

Collin Taylor 2019 Game-By-Game (Freshman)  
(7 Appearances, 0 Starts)

Date	Opponent	IP	H	R-ER	BB	K	Result
3/20/19	at #9 Texas	0.1	0	0-0	1	0	ND
3/23/19	at Alabama	1.0	1	1-1	1	0	ND
4/2/19	Little Rock	0.1	1	0-0	0	0	ND
4/9/19	Oral Roberts	1.0	1	2-2	1	1	ND
4/16/19	Ark.- Pine Bluff	1.0	0	0-0	2	0	ND
4/24/19	Northwestern St.	1.2	1	0-0	1	0	ND
4/30/19	Grambling St.	1.1	0	0-0	0	2	ND
<b>TOTALS</b>	<b>7 G, 0 GS</b>	<b>6.2</b>	<b>4</b>	<b>3-3</b>	<b>6</b>	<b>3</b>	<b>0-0</b>

### CAREER HIGHS

Category	High	Opponent (Last)	Date
Hits	4	2x (at No. 15 Auburn)	4/5/19
Runs	3	2x (vs. Florida)	5/27/17
Doubles	2	2x (No. 21 Ole Miss)	3/29/19
Triples	1	2x (at No. 13 Georgia)	5/17/18
Home Runs	1	32x (No. 15 LSU)	5/9/19
RBI's	5	3x (Ark.- Pine Bluff)	4/16/19
Walks	3	at San Diego State	2/24/18
Stolen Bases	1	4x (TCU)	6/2/19

### SEASON HIGHS

Category	High	Opponent (Last)	Date
Hits	4	at No. 15 Auburn	4/5/19
Runs	2	12x (TCU)	6/2/19
Doubles	2	2x (No. 21 Ole Miss)	3/29/19
Triples	--	--	--
Home Runs	1	10x (No. 15 LSU)	5/9/19
RBI's	5	Ark.- Pine Bluff	4/16/19
Walks	2	3x (at No. 15 Auburn)	4/5/19
Stolen Bases	1	2x (TCU)	6/2/19

#### Dominic Fletcher Career Stats

Year	Avg	GP	GS	AB	R	H	2B	3B	HR	RBI	BB	SB-ATT
2017	.291	59	56	220	44	64	7	1	12	37	17	1-2
2018	.288	69	67	267	43	77	16	1	10	49	20	1-4
2019	.312	61	61	247	51	77	23	0	10	56	24	2-3
<b>TOTAL</b>	<b>.297</b>	<b>189</b>	<b>184</b>	<b>734</b>	<b>138</b>	<b>218</b>	<b>46</b>	<b>2</b>	<b>32</b>	<b>142</b>	<b>61</b>	<b>4-9</b>

#### Dominic Fletcher SEC Stats

Year	Avg	GP	GS	AB	R	H	2B	3B	HR	RBI	BB	SB-ATT
2017	.284	28	27	102	15	29	0	0	5	12	4	0-1
2018	.325	30	30	120	21	39	8	1	5	15	5	0-1
2019	.305	30	30	128	20	39	10	0	5	27	6	0-0
<b>TOTAL</b>	<b>.306</b>	<b>88</b>	<b>87</b>	<b>350</b>	<b>56</b>	<b>107</b>	<b>18</b>	<b>1</b>	<b>15</b>	<b>54</b>	<b>15</b>	<b>0-2</b>

## 2019 TRENDS

- At least one hit in eight of last 12 games ... Four have been multi-hit games
- Driven in at least one run in three of his last nine games (4 RBI's)
- Scored four times in last 10 games.
- 22 RBI's in last 21 games.
- 1st in the SEC in doubles (23).
- 10 of 23 doubles have come in SEC play.
- T-8th in doubles in SEC games (9).
- Hit the go-ahead home run in the top of the 10th inning against USC (Feb. 23), his only hit of the game and was his first home run of the year.
- Finished the series at No. 9 Texas with three doubles, two coming in a career-high day on March 19 that helped Arkansas to an 11-4 win.
- Hit .429 in the series win over Alabama with two home runs and five RBI's, helping the Razorbacks win their first conference road series since 2017.
- Matched his career-high doubles in a 3-for-4 game with two doubles in the series opener against No. 21 Ole Miss (March 29), his second three-hit game in three starts.
- Tied a career-high four hits on April 5 in 15-inning win over Auburn.
- Tied a career-high with five RBI's as part of a 3-for-3 game against Arkansas-Pine Bluff with a home run.
- Had a multi-hit game in all three games against No. 15 LSU (May 9-11), including a three-hit game in the series-opener with a double and a home run.
- Notched his 10th home run of the year against LSU (May 9) ... Now has three-straight seasons with 10+ home runs.
- Had his team-leading 24th multi-hit game of the year, going 2-for-4 in the regional final against TCU, including one double.

### CAREER HIGHS

Category	High	Opponent (Last)	Date
Hits	4	2x (at No. 6 Vanderbilt)	4/14/19
Runs	3	6x (No. 18 Tennessee)	4/27/19
Doubles	2	at No. 2 Florida	3/25/18
Triples	1	Western Illinois	3/12/19
Home Runs	2	4x (No. 18 Tennessee)	4/27/19
RBI's	5	2x (No. 18 Tennessee)	4/27/19
Walks	2	5x (No. 18 Tennessee)	4/26/19
Stolen Bases	1	7x (No. 15 LSU)	5/10/19

### SEASON HIGHS

Category	High	Opponent (Last)	Date
Hits	4	2x (at No. 6 Vanderbilt)	4/14/19
Runs	3	3x (No. 18 Tennessee)	4/27/19
Doubles	1	11x (vs. Central Conn.)	5/31/19
Triples	1	Western Illinois	3/12/19
Home Runs	2	2x (No. 18 Tennessee)	4/27/19
RBI's	5	2x (No. 18 Tennessee)	4/27/19
Walks	2	No. 18 Tennessee	4/26/19
Stolen Bases	1	4x (No. 15 LSU)	5/10/19

#### Heston Kjerstad Career Stats

Year	Avg	GP	GS	AB	R	H	2B	3B	HR	RBI	BB	SB-ATT
2018	.332	69	69	262	65	87	14	0	14	58	26	3-3
2019	.331	60	60	245	49	81	11	1	15	46	20	4-4
<b>TOTAL</b>	<b>.331</b>	<b>129</b>	<b>129</b>	<b>507</b>	<b>114</b>	<b>168</b>	<b>27</b>	<b>1</b>	<b>29</b>	<b>104</b>	<b>46</b>	<b>7-7</b>

#### Heston Kjerstad SEC Stats

Year	Avg	GP	GS	AB	R	H	2B	3B	HR	RBI	BB	SB-ATT
2018	.322	30	30	121	28	39	9	0	5	21	7	1-1
2019	.319	29	29	116	20	37	4	0	6	20	8	2-2
<b>TOTAL</b>	<b>.321</b>	<b>59</b>	<b>59</b>	<b>237</b>	<b>48</b>	<b>76</b>	<b>13</b>	<b>0</b>	<b>11</b>	<b>41</b>	<b>15</b>	<b>3-3</b>

## 2019 TRENDS

- Five home runs in his last 16 games ... Tied for team lead with 15 HR's, six in SEC play.
- Hit eight home runs in the month of April and drove in a team-best 25 RBI's.
- Tied for the third-longest hit streak in the league earlier this year garnering a hit in 14-straight games.
- Broke out of a .214 slump to go 7-for-18 (.389) against Stony Brook with two runs scored, two doubles and four RBI's.
- Went a perfect 4-for-4 against Western Illinois (March 12) falling just a double short of the cycle. The four hits were a career-high.
- Hit a 435-foot home run in game one against No. 9 Texas (March 19), his third home run of the year.
- Tallied two three-hit games against Alabama, including a four-RBI day in game one (March 22), tying a career high.
- Two of four hits against Auburn were home runs ... Finished series batting .235 with five runs driven in.
- Notched his third two-home run game of career, second against Oral Roberts on Tuesday ... Hit his first career grand slam in same game.
- Hit .400 against Vanderbilt with six hits but only drove in two runs.
- Returned from one-game suspension to go 3-for-4 with a home run, a double and a single vs. Northwestern St. (April 23).
- Recorded his fourth career multi-home run game, going 3-for-5 with a career-high tying five RBI's vs. Tennessee (April 27).
- Went 5-for-10 (.500) against LSU with two RBI's, one home run and two runs scored.
- Notched his 10th game of three hits or more in game two against Texas A&M (May 17), going 3-for-4 with a run scored.
- Went just 2-for-11 (.182) in the SEC Tournament with a lone hit against Georgia (May 23) and Ole Miss (May 24) ... Also had a walk against Ole Miss (May 24).
- Opened the NCAA Regional with a three-hit game against Central Connecticut, including his 15th home run of the year ... Now has four postseason home runs in career.

## #15 CASEY MARTIN • SO • INF • 5-11 • 175

## CAREER HIGHS

Category	High	Opponent (Last)	Date
Hits	4	5x (No. 15 LSU)	5/9/19
Runs	3	7x (No. 15 LSU)	5/9/19
Doubles	2	No. 21 Ole Miss	3/30/19
Triples	1	3x (Northwestern St.)	4/23/19
Home Runs	2	3x (at No. 17 Texas A&M)	5/16/19
RBI's	6	Dayton	2/28/18
Walks	3	2x (No. 2 Miss. State)	4/19/19
Stolen Bases	2	Dayton	3/1/18

## SEASON HIGHS

Category	High	Opponent (Last)	Date
Hits	4	2x (No. 15 LSU)	5/9/19
Runs	3	4x (No. 15 LSU)	5/9/19
Doubles	2	No. 21 Ole Miss	3/30/19
Triples	1	3x (Northwestern St.)	4/23/19
Home Runs	2	at No. 17 Texas A&M	5/16/19
RBI's	5	No. 18 Tennessee	4/27/19
Walks	3	No. 2 Miss. State)	4/19/19
Stolen Bases	1	10x (at No. 17 Texas A&M)	5/18/19

## Casey Martin Career Stats

Year	Avg	GP	GS	AB	R	H	2B	3B	HR	RBI	BB	SB-ATT
2018	.345	67	62	252	50	87	14	0	13	49	27	8-9
2019	.287	61	61	261	61	75	19	3	15	53	29	10-12
<b>TOTAL</b>	<b>.316</b>	<b>128</b>	<b>123</b>	<b>513</b>	<b>111</b>	<b>162</b>	<b>33</b>	<b>3</b>	<b>28</b>	<b>102</b>	<b>56</b>	<b>18-21</b>

## Casey Martin SEC Stats

Year	Avg	GP	GS	AB	R	H	2B	3B	HR	RBI	BB	SB-ATT
2018	.333	30	29	117	14	39	4	0	3	11	15	3-3
2019	.295	30	30	129	28	38	5	2	9	22	14	5-5
<b>TOTAL</b>	<b>.313</b>	<b>60</b>	<b>59</b>	<b>246</b>	<b>42</b>	<b>77</b>	<b>9</b>	<b>2</b>	<b>12</b>	<b>33</b>	<b>29</b>	<b>8-8</b>

## 2019 TRENDS

- At least one hit in 6 of his last 12 games.
- Scored four times in last eight games.
- Has three inside-the-park home runs this year (vs. LA Tech, Grambling, Kentucky)
- Started the season on a nine-game hit streak, before having it snapped in the series finale against Stony Brook (March 2) ... Had three multi-hit games during that streak.
- Hit a home run in three-straight games against Louisiana Tech (March 9-10) and Western Illinois (March 12).
- Had a career-high two doubles as part of a 3-for-3 day against No. 21 Ole Miss (March 30).
- Went 2-for-5 in the series finale against the Rebels (March 31) with a home run, his sixth of the year, which leads the team.
- Hit two triples in Auburn series his only hits of the series• Tied a career-high four hits on against Oral Roberts (April 9).
- Two multi-hit games in Vanderbilt series, including his fourth game of three hits or more this season on Sunday.
- Named SEC Player of the Week after Arkansas-Pine Bluff game and Mississippi State series.
- Hit .471 against Golden Lions and Bulldogs with five of his eight hits and six of his 10 RBI's coming against MSU.
- Totaled a career-high four RBI's twice against MSU, including hitting his first grand slam in game two, part of a 2-for-3 day with three walks.
- Had a career-high five RBI's, three from a home run in the game two victory over Tennessee (April 27).
- Tied a career-high four hits and three runs scored in series-opener against No. 15 LSU (May 9), including his 12th home run of the year.
- Logged his first multi-home run game of the season, third of career, after going 2-for-5 in the series opener against Texas A&M (May 16).
- Now has a team-leading 15 home runs, two more than his total as a freshman and tying for third in the SEC.
- Went 0-for-10 in the SEC Tournament with one hit by pitch.

## #8 JORDAN MCFARLAND • JR • INF • 6-3 • 220

## CAREER HIGHS

Category	High	Opponent (Last)	Date
Hits	3	2x (Alabama)	4/29/18
Runs	5	Bucknell	2/17/18
Doubles	1	4x (No. 18 Tennessee)	4/27/19
Triples	--	--	--
Home Runs	2	Kent State	3/11/18
RBI's	5	Kent State	3/11/18
Walks	3	No. 13 Auburn	4/7/18
Stolen Bases	1	3x (Eastern Illinois)	2/16/19

## SEASON HIGHS

Category	High	Opponent (Last)	Date
Hits	2	5x (No. 18 Tennessee)	4/27/19
Runs	3	No. 18 Tennessee	4/27/19
Doubles	1	No. 18 Tennessee	4/27/19
Triples	--	--	--
Home Runs	1	2x (No. 18 Tennessee)	4/27/19
RBI's	3	2x (Northwestern St.)	4/23/19
Walks	1	5x (Grambling St.)	4/30/19
Stolen Bases	1	Eastern Illinois	2/16/19

## Jordan McFarland Career Stats

Year	Avg	GP	GS	AB	R	H	2B	3B	HR	RBI	BB	SB-ATT
2017	.271	29	19	70	14	19	0	0	2	10	9	1-1
2018	.299	45	29	117	34	35	3	0	3	15	13	0-2
2019	.238	24	15	63	14	15	1	0	2	12	6	2-2
<b>TOTAL</b>	<b>.279</b>	<b>97</b>	<b>62</b>	<b>247</b>	<b>62</b>	<b>69</b>	<b>4</b>	<b>0</b>	<b>7</b>	<b>37</b>	<b>28</b>	<b>3-5</b>

## Jordan McFarland SEC Stats

Year	Avg	GP	GS	AB	R	H	2B	3B	HR	RBI	BB	SB-ATT
2017	.238	11	5	21	3	5	0	0	0	1	1	0-0
2018	.277	26	19	65	15	18	1	0	1	4	10	0-1
2019	.400	7	3	15	7	6	1	0	1	2	1	0-0
<b>TOTAL</b>	<b>.287</b>	<b>44</b>	<b>27</b>	<b>101</b>	<b>25</b>	<b>29</b>	<b>2</b>	<b>0</b>	<b>2</b>	<b>7</b>	<b>12</b>	<b>0-1</b>



### CAREER HIGHS

Category	High	Opponent (Last)	Date
Hits	4	at No. 6 Vanderbilt	4/14/19
Runs	3	No. 15 LSU	5/10/19
Doubles	1	5x (No. 18 Tennessee)	4/28/19
Triples	--	--	--
Home Runs	1	2x (No. 15 LSU)	5/9/19
RBI's	3	3x (No. 2 Miss. State)	4/19/19
Walks	3	Charlotte	3/6/19
Stolen Bases	1	4x (Louisiana Tech)	3/10/19

### SEASON HIGHS

Category	High	Opponent (Last)	Date
Hits	4	at No. 6 Vanderbilt	4/14/19
Runs	3	No. 15 LSU	5/10/19
Doubles	1	3x (No. 18 Tennessee)	4/28/19
Triples	--	--	--
Home Runs	1	2x (No. 15 LSU)	5/9/19
RBI's	3	3x (No. 2 Miss. State)	4/19/19
Walks	3	Charlotte	3/6/19
Stolen Bases	1	4x (Louisiana Tech)	3/10/19

#### Casey Opitz Career Stats

Year	Avg	GP	GS	AB	R	H	2B	3B	HR	RBI	BB	SB-ATT
2018	.222	19	7	27	6	6	2	0	0	5	3	0-0
2019	.235	53	45	162	29	38	3	0	2	28	34	6-6
<b>TOTAL</b>	<b>.233</b>	<b>72</b>	<b>52</b>	<b>189</b>	<b>35</b>	<b>44</b>	<b>5</b>	<b>0</b>	<b>2</b>	<b>33</b>	<b>37</b>	<b>6-6</b>

#### Casey Opitz SEC Stats

Year	Avg	GP	GS	AB	R	H	2B	3B	HR	RBI	BB	SB-ATT
2018	.143	6	2	7	0	1	0	0	0	2	1	0-0
2019	.265	30	29	102	15	27	1	0	2	15	17	0-0
<b>TOTAL</b>	<b>.257</b>	<b>36</b>	<b>31</b>	<b>109</b>	<b>15</b>	<b>28</b>	<b>1</b>	<b>0</b>	<b>2</b>	<b>17</b>	<b>18</b>	<b>0-0</b>

### 2019 TRENDS

- 12 hits in last 15 games.
- Has walked eight times in last 12 games.
- Had a career-high four hits in the 14-12 win over Vanderbilt (April 14), including hitting his first career home run.
- Tied a career-high three RBI's in series finale vs. Vanderbilt (April 14).
- Drove in a career-high three RBI's in game one against EIU (Feb. 16), two coming from a double in the fourth inning, his second hit of the frame.
- Walked a career-high three times against Charlotte (March 6).
- Hit the walk-off single in the bottom of the ninth against Missouri (March 17), his only hit of the series.
- Drove in Arkansas' first run of a 3-2 loss to No. 6 Vanderbilt (April 12) ... His first RBI since March 24 at Alabama.
- Had three of Arkansas' 12 hits in the game one victory over Kentucky, all singles.
- Set a career high with three runs scored in game two of the LSU series (May 10), going 2-for-3 with two walks.
- Went 1-for-2 with two walks and a home run in the series opener against LSU (May 9) ... The home run was his second of the year.
- Drove in the go-ahead runs to break a scoreless tie with TCU to send Arkansas to the regional final ... His sixth multi-RBI game of the season.

### CAREER HIGHS

Category	High	Opponent (Last)	Date
Hits	3	at Alabama	3/22/19
Runs	3	2x (Louisiana Tech)	3/10/19
Doubles	1	10x (at No. 17 Texas A&M)	5/16/19
Triples	1	4x (Northwestern St.)	4/24/19
Home Runs	2	Stony Brook	3/2/19
RBI's	5	Stony Brook	3/2/19
Walks	2	11x (at No. 6 Vanderbilt)	4/14/19
Stolen Bases	2	Stony Brook	3/1/19

### SEASON HIGHS

Category	High	Opponent (Last)	Date
Hits	3	at Alabama	3/22/19
Runs	3	2x (Louisiana Tech)	3/10/19
Doubles	1	8x (at No. 17 Texas A&M)	5/16/19
Triples	1	4x (Northwestern St.)	4/24/19
Home Runs	2	Stony Brook	3/2/19
RBI's	5	Stony Brook	3/2/19
Walks	2	8x (at No. 6 Vanderbilt)	4/14/19
Stolen Bases	2	Stony Brook	3/1/19

#### Jack Kenley Career Stats

Year	Avg	GP	GS	AB	R	H	2B	3B	HR	RBI	BB	SB-ATT
2017	.133	34	6	30	5	4	1	0	0	2	2	1-2
2018	.222	43	16	54	13	12	2	0	0	10	13	1-1
2019	.324	61	60	219	53	71	10	4	12	50	40	8-11
<b>TOTAL</b>	<b>.287</b>	<b>138</b>	<b>82</b>	<b>303</b>	<b>71</b>	<b>87</b>	<b>13</b>	<b>4</b>	<b>12</b>	<b>62</b>	<b>55</b>	<b>10-14</b>

#### Jack Kenley SEC Stats

Year	Avg	GP	GS	AB	R	H	2B	3B	HR	RBI	BB	SB-ATT
2017	.000	18	2	12	1	0	0	0	0	0	0	0-0
2018	.194	21	10	36	4	7	1	0	0	5	5	1-1
2019	.291	30	30	110	21	32	6	0	6	16	18	3-5
<b>TOTAL</b>	<b>.247</b>	<b>69</b>	<b>42</b>	<b>158</b>	<b>26</b>	<b>39</b>	<b>7</b>	<b>0</b>	<b>6</b>	<b>21</b>	<b>23</b>	<b>4-6</b>

### 2019 TRENDS

- Has a hit in 26 of his last 28 games.
- Five multi-hit games in his last nine starts.
- Recorded his first multi-hit game of the year on Opening Day against EIU (Feb. 16), going 2-for-4 with two RBI's, one double and one home run.
- The home run was his first of his career and travelled 407 feet beyond the right field bullpen.
- Recorded his first multi-home run game of his career after going deep in back-to-back at-bats against Stony Brook (March 2), part of a 2-for-4 day with three runs scored and a career-high five RBI's.
- Finished the series against Louisiana Tech, 4-for-10 (.400) with three runs scored and one RBI.
- Went 3-for-5 in the series opener against Alabama (March 22), a career-high in hits, his sixth multi-hit game of the year.
- Was 4-for-10 (.400) in the Vanderbilt series, walking four times.
- Went 3-for-10 (.300) in Kentucky series, with just one run scored.
- Hit his first career grand slam in the series-opener against LSU (May 9), the fifth grand slam hit by a Razorback this year.
- Notched two multi-hit games against Texas A&M, giving him 20 for the year.
- Had only two hits in the SEC Tournament, but drove in three of Arkansas' five runs in its tournament-opening win over Ole Miss (5-3).
- Went 2-for-4 in the NCAA Regional-opener vs. Central Connecticut, his 21st multi-hit game of the season.
- Followed that with another multi-hit game, going 2-for-3 vs. TCU, his 22nd multi-hit game, tied for second most on the team.
- Finished the regional with three-straight multi-hit games, tallying two more hits in the regional final against TCU, driving in two.

#### #4 TREVOR EZELL • R-SR • INF • 5-8 • 200

##### CAREER HIGHS

Category	High	Opponent (Last)	Date
Hits	4	8x (vs. TCU)	6/1/19
Runs	6	Grambling St.	4/30/19
Doubles	2	7x (at Kentucky)	5/5/19
Triples	1	15x (Ark.- Pine Bluff)	4/16/19
Home Runs	1	25x (vs. Central Conn.)	5/31/19
RBI's	4	5x (at No. 15 Auburn)	4/5/19
Walks	3	9x (Grambling St.)	4/30/19
Stolen Bases	3	SIUE	4/2/16

##### SEASON HIGHS

Category	High	Opponent (Last)	Date
Hits	4	vs. TCU	6/1/19
Runs	6	Grambling St.	4/30/19
Doubles	3	vs. TCU	6/1/19
Triples	1	2x (Ark.- Pine Bluff)	4/16/19
Home Runs	1	9x (vs. Central Conn.)	5/31/19
RBI's	4	at No. 15 Auburn	4/5/19
Walks	3	3x (Grambling St.)	4/30/19
Stolen Bases	2	3x (No. 18 Tennessee)	4/28/19

##### Trevor Ezell Career Stats

Year	Avg	GP	GS	AB	R	H	2B	3B	HR	RBI	BB	SB-ATT
2015 (SEMO)	.313	59	59	246	66	77	18	6	4	42	41	11-17
2016 (SEMO)	.326	59	59	242	70	79	10	2	5	31	53	23-25
2017 (SEMO)	.276	7	7	29	6	8	1	1	1	5	3	3-3
2018 (SEMO)	.377	56	56	231	52	87	16	4	6	50	25	11-17
2019 (ARK)	.323	61	61	232	67	75	22	2	9	45	47	19-20
<b>TOTAL</b>	<b>.333</b>	<b>242</b>	<b>242</b>	<b>980</b>	<b>261</b>	<b>326</b>	<b>67</b>	<b>15</b>	<b>25</b>	<b>173</b>	<b>169</b>	<b>67-82</b>

##### Trevor Ezell Career Conference Stats

Year	Avg	GP	GS	AB	R	H	2B	3B	HR	RBI	BB	SB-ATT
2015	.308	30	30	133	38	41	12	3	4	23	17	5-6
2016	.352	29	29	125	38	44	6	1	4	18	24	13-13
2017												INJURED
2018	.406	31	31	133	36	54	13	2	2	26	14	6-9
2019	.256	30	30	117	28	30	14	0	5	24	22	6-7
<b>TOTAL</b>	<b>.335</b>	<b>120</b>	<b>120</b>	<b>508</b>	<b>140</b>	<b>170</b>	<b>45</b>	<b>6</b>	<b>15</b>	<b>91</b>	<b>77</b>	<b>30-35</b>

##### 2019 TRENDS

- Has started every game of his career (242 consecutive starts).
- Has 23 hits in last 17 games ... 14 RBI's and 13 XBH in same span.
- Tied a career-high four RBI's in 15-inning victory over Auburn.
- In the 19 games he's had at least one RBI, he's driven in three or more six times.
- Made his Razorback debut, starting at first base in all three games against Eastern Illinois, and led the team with a 5-for-10 (.500) combined performance at the plate.
- Went 3-for-4 in the first game of the season with two doubles and one home run in the 15-7 win. His home run in the third inning was Arkansas' first homer of the year.
- Went 3-for-6 in the series finale against Vanderbilt (April 14) after going hitless in the first two games ... Hit two doubles in a game for the third time this year.
- Hit .533 against Grambling and Kentucky and reached base 13 times with five walks and five extra-base hits.
- Notched his first three-hit game since April 30 after going 3-for-5 in the regional opener against Central Connecticut.
- Hit his ninth home run of the year in the eighth inning and has driven in seven runs in his last eight games.
- Tied a career-high four hits in the regional semifinal win vs. TCU (June 1) ... Three of the hits were doubles, also a career-high.
- Currently has 22 doubles on the year, which ties for second in the SEC.

#### #5 JACOB NESBIT • R-FR • INF • 6-0 • 175

##### SEASON HIGHS

Category	High	Opponent (Last)	Date
Hits	3	2x (No. 18 Tennessee)	4/26/19
Runs	2	4x (No. 15 LSU)	5/9/19
Doubles	1	6x (vs. Georgia)	5/23/19
Triples	--	--	--
Home Runs	1	at Alabama	3/22/19
RBI's	6	No. 18 Tennessee	4/26/19
Walks	2	3x (at Kentucky)	5/5/19
Stolen Bases	1	5x (at No. 15 Auburn)	4/6/19

##### Jacob Nesbit Career Stats

Year	Avg	GP	GS	AB	R	H	2B	3B	HR	RBI	BB	SB-ATT
2019	.263	59	56	194	33	51	9	0	3	41	26	7-10
<b>TOTAL</b>	<b>.263</b>	<b>59</b>	<b>56</b>	<b>194</b>	<b>33</b>	<b>51</b>	<b>9</b>	<b>0</b>	<b>3</b>	<b>41</b>	<b>26</b>	<b>7-10</b>

##### Jacob Nesbit SEC Stats

Year	Avg	GP	GS	AB	R	H	2B	3B	HR	RBI	BB	SB-ATT
2019	.217	30	30	106	15	23	5	0	3	23	14	3-4
<b>TOTAL</b>	<b>.217</b>	<b>30</b>	<b>30</b>	<b>106</b>	<b>15</b>	<b>23</b>	<b>5</b>	<b>0</b>	<b>3</b>	<b>23</b>	<b>14</b>	<b>3-4</b>

##### 2019 TRENDS

- Notched a career-high six RBI's in series-opener against Tennessee
- Hit one double in each of games two and three against Vanderbilt (April 13-14).
- Has 18 RBI's in last 20 games.
- Went 2-for-4 in series finale against No. 2 Mississippi State with a career-high four RBI's and one home run.
- Tallied his first three-hit game of his career when he went 3-for-4 with two RBI's in a 7-6 loss at No. 9 Texas (March 20).
- Tied his career high with three RBI's in the game one win over Alabama (March 22) and finished the week with seven runs driven in.
- Hit his first career home run against Alabama, becoming the eighth different Razorback to hit at least one home run this season.
- Saw his team-best 15-game hitting streak come to an end on March 29 against Ole Miss. Also saw his team-best 24-game reached base streak come to an end on March 31 against Ole Miss.
- The hit streak was the longest by a Razorback since Tyler Spoon (16 games) in 2013.
- Has five hits in his last six games with two doubles.

### SEASON HIGHS

Category	High	Opponent (Last)	Date
Hits	4	No. 18 Tennessee	4/27/19
Runs	3	No. 18 Tennessee	4/27/19
Doubles	1	7x (at No. 17 Texas A&M)	5/16/19
Triples	1	Charlotte	3/6/19
Home Runs	1	6x (at Kentucky)	5/5/19
RBI	4	at No. 9 Texas	3/19/19
Walks	3	at USC	2/22/19
Stolen Bases	2	at USC	2/21/19

#### Christian Franklin Career Stats

Year	Avg	GP	GS	AB	R	H	2B	3B	HR	RBI	BB	SB-ATT
2019	.274	59	53	186	38	51	7	1	6	34	23	10-12
<b>TOTAL</b>	<b>.274</b>	<b>59</b>	<b>53</b>	<b>186</b>	<b>38</b>	<b>51</b>	<b>7</b>	<b>1</b>	<b>6</b>	<b>34</b>	<b>23</b>	<b>10-12</b>

#### Christian Franklin SEC Stats

Year	Avg	GP	GS	AB	R	H	2B	3B	HR	RBI	BB	SB-ATT
2019	.262	30	30	107	20	28	4	0	3	12	9	2-3
<b>TOTAL</b>	<b>.262</b>	<b>30</b>	<b>30</b>	<b>107</b>	<b>20</b>	<b>28</b>	<b>4</b>	<b>0</b>	<b>3</b>	<b>12</b>	<b>9</b>	<b>2-3</b>

### 2019 TRENDS

- Had eight multi-hit games in conference play.
- Notched 16 hits in his last 18 games, including a four-hit game in game two against Tennessee (April 27) and a three-hit game in the series opener against Kentucky (May 3).
- Went 2-for-5 in his first career start (vs. EIU - Feb. 16), driving in three RBIs and hitting his first career home run.
- Tallied his second multi-hit game of the year in game three, providing an RBI double in the second inning and an RBI single in the seventh, Arkansas' first two runs of the game.
- Nearly hit for the cycle against Charlotte (March 6), falling a home run shy in a 3-for-4 game, his second three-hit game of the year.
- Hit Arkansas' first grand slam of the season in the second inning against No. 9 Texas (March 19), becoming the first Razorback with a four-RBI game this season.
- Went 4-for-15 in the Auburn series with multi-hit games in games two and three.
- Notched his first multi-hit game since May 3 at Kentucky after going 2-for-3 with an RBI against Central Connecticut.

### SEASON HIGHS

Category	High	Opponent (Last)	Date
Hits	3	4x (TCU)	6/2/19
Runs	3	2x (Northwestern St.)	4/23/19
Doubles	2	3x (at No. 6 Vanderbilt)	4/13/19
Triples	1	2x (No. 2 Mississippi St.)	4/19/19
Home Runs	1	4x (TCU)	6/2/19
RBI	4	Oral Roberts	4/9/19
Walks	3	2x (No. 2 Miss. State)	4/19/19
Stolen Bases	1	4x (at Missouri St.)	3/26/19

#### Matt Goodheart Career Stats

Year	Avg	GP	GS	AB	R	H	2B	3B	HR	RBI	BB	SB-ATT
2019	.348	53	46	181	31	63	14	2	4	42	33	5-7
<b>TOTAL</b>	<b>.348</b>	<b>53</b>	<b>46</b>	<b>181</b>	<b>31</b>	<b>63</b>	<b>14</b>	<b>2</b>	<b>4</b>	<b>42</b>	<b>33</b>	<b>5-7</b>

#### Matt Goodheart SEC Stats

Year	Avg	GP	GS	AB	R	H	2B	3B	HR	RBI	BB	SB-ATT
2019	.369	27	26	103	14	38	11	2	1	20	17	2-3
<b>TOTAL</b>	<b>.369</b>	<b>27</b>	<b>26</b>	<b>103</b>	<b>14</b>	<b>38</b>	<b>11</b>	<b>2</b>	<b>1</b>	<b>20</b>	<b>17</b>	<b>2-3</b>

### 2019 TRENDS

- Played in 53 games with 46 starts at either DH or first base and led the team with a .352 batting average at the end of the regular season.
- Also led the team with a .369 batting average in conference play totaling 11 doubles, two triples, one home run and driving in 20 RBIs.
- Top five totals in the SEC in overall batting average (.348) and on-base percentage (.451).
- Finished fourth in the SEC with a .369 average in conference games only and tied for fourth with 11 doubles. Also had the fourth highest on-base percentage (.463).
- Hit .309 in the final month, with five extra-base hits and 16 RBIs.
- Had three of Arkansas' seven hits in the 12-2 loss at Vanderbilt (April 13), two going for doubles.
- Went 2-for-5 in the series finale with the Commodores with two RBIs and his first career triple.
- Has at least one hit in nine of his last 11 games.
- Hit his first career home run against Oral Roberts (April 9), part of a 2-for-4 game with four RBIs.
- Went 2-for-4 in his first career start as a Razorback (vs. EIU - Feb. 16), driving in one run and scoring one.
- Recorded two multi-hit games in the Missouri series (March 15-17), his first multi-hit game since the season-opener against Eastern Illinois (Feb. 16).
- Tallied a career-high three hits in the series-opening win over Alabama (March 22), including one double and two runs scored.
- Went 2-for-3 in the 5-3 victory over No. 21 Ole Miss (March 29), driving in a career-high three runs.
- Has a hit in nine of his last 10 games, including a home run in the Texas A&M series and a two-run home run in the SEC Tournament against Ole Miss (May 24).
- Went 4-for-11 in the NCAA Regional (.364), including a three-hit performance in the regional final and a two-run home run.

2019 Arkansas Baseball  
Individual Game-by-Game for Arkansas (as of Jun 07, 2019)

#22 Curtis Washington - 29 games (All games)

Date	Opponent	Pos	AB	R	H	RBI	2B	3B	HR	BB	SB	CS	HBP	SAC	SF	GDP	K	PO	A	E	Avg
Feb 16	EASTERN ILLINOIS-2	ph/of	1	0	0	0	0	0	0	0	0	0	0	0	0	0	1	0	0	0	.000
Feb 17	EASTERN ILLINOIS	ph/dh	1	1	1	0	0	0	0	1	0	0	0	0	0	0	0	0	0	0	.500
Feb 22	at USC	pr/of	0	1	0	0	0	0	0	0	1	0	0	0	0	0	0	1	0	0	.500
Feb 27	MEMPHIS	ph/3b	1	0	0	0	0	0	0	0	0	0	0	0	0	0	0	0	0	0	.333
Mar 01	STONY BROOK-1	pr/of	0	0	0	0	0	0	0	0	0	0	0	0	0	0	0	0	0	0	.333
Mar 02	STONY BROOK	ph/3b	2	1	2	0	0	1	0	0	0	0	0	0	0	0	0	1	1	1	.600
Mar 06	CHARLOTTE	of	1	0	1	0	0	0	0	0	0	0	0	0	0	0	0	0	0	0	.667
Mar 10	LOUISIANA TECH	ph/of	1	0	0	0	0	0	0	0	0	0	0	0	0	0	1	0	0	1	.571
Mar 12	WESTERN ILLINOIS	ph/of	1	1	1	0	0	0	0	0	0	0	0	0	0	0	0	0	0	0	.625
Mar 13	WESTERN ILLINOIS	*of	3	0	0	1	0	0	0	1	0	0	0	1	0	0	3	0	0	0	.455
Mar 17	MISSOURI	pr	0	1	0	0	0	0	0	0	0	0	0	0	0	0	0	0	0	0	.455
Mar 23	at Alabama	3b	0	0	0	0	0	0	0	0	0	0	0	0	0	0	0	0	1	0	.455
Apr 02	LITTLE ROCK	ph	1	0	1	0	0	0	0	0	0	0	0	0	0	0	0	0	0	0	.500
Apr 09	ORAL ROBERTS	*of	2	2	1	1	1	0	0	3	0	0	0	0	0	0	1	6	0	0	.500
Apr 13	at Vanderbilt	of	2	0	0	0	0	0	0	0	0	0	0	0	0	0	2	1	0	0	.438
Apr 16	ARK. - PINE BLUFF	*of	3	1	0	0	0	0	0	0	1	0	1	0	0	0	1	3	0	0	.368
Apr 19	MISSISSIPPI ST.	of	0	0	0	0	0	0	0	1	0	0	0	0	0	0	0	0	0	0	.368
Apr 23	NORTHWESTERN ST.	*of/of	6	2	3	1	1	0	1	0	0	0	0	0	0	0	1	0	0	0	.400
Apr 27	TENNESSEE	of	0	0	0	0	0	0	0	0	0	0	0	0	0	0	0	0	0	0	.400
Apr 28	TENNESSEE	pr	0	0	0	0	0	0	0	0	0	0	0	0	0	0	0	0	0	0	.400
Apr 30	GRAMBLING ST.	*of	4	2	2	0	1	0	0	1	1	1	0	0	0	0	1	0	0	0	.414
May 03	at Kentucky	pr	0	0	0	0	0	0	0	0	1	0	0	0	0	0	0	0	0	0	.414
May 05	at Kentucky-1	of	0	0	0	0	0	0	0	0	0	0	0	0	0	0	0	0	0	0	.414
May 09	LSU	pr/of	0	0	0	0	0	0	0	0	0	0	0	0	0	0	0	0	0	0	.414
May 10	LSU	pr/of	0	1	0	0	0	0	0	0	0	0	0	0	0	0	0	0	0	0	.414
May 11	LSU	pr	0	0	0	0	0	0	0	0	0	0	0	0	0	0	0	0	0	0	.414
May 22	vs Ole Miss	pr	0	1	0	0	0	0	0	0	0	0	0	0	0	0	0	0	0	0	.414
May 24	vs Ole Miss	*of	4	0	0	0	0	0	0	0	0	0	0	0	0	0	1	2	0	0	.364
Jun 02	TCU	pr	0	0	0	0	0	0	0	0	0	0	0	0	0	0	0	0	0	0	.364
Totals		6gs	33	14	12	3	3	1	1	7	4	1	1	1	0	0	12	14	2	2	.364

On base pct. .488 • Slugging pct. .606





# || INDIVIDUAL GAME-BY-GAME

## 2019 Arkansas Baseball Individual Game-by-Game for Arkansas (as of Jun 07, 2019)

#25 Christian Franklin - 59 games (All games)

Date	Opponent	Pos	AB	R	H	RBI	2B	3B	HR	BB	SB	CS	HBP	SAC	SF	GDP	K	PO	A	E	Avg
Feb 16	EASTERN ILLINOIS-1	*of	5	2	2	3	0	0	1	0	1	0	0	0	0	1	0	2	0	0	.400
Feb 16	EASTERN ILLINOIS-2	pr/of	1	1	0	0	0	0	0	0	0	0	0	0	0	0	1	0	0	0	.333
Feb 17	EASTERN ILLINOIS	*of	0	0	0	0	0	0	0	0	0	0	0	0	0	0	0	0	0	0	.333
Feb 21	at USC	*of	1	2	0	0	0	0	0	3	0	0	0	0	0	0	1	3	1	0	.286
Feb 22	at USC	*of	2	1	1	2	1	0	0	1	2	0	1	0	0	0	0	1	0	0	.333
Feb 23	at USC	*of	4	0	2	2	1	0	0	0	0	0	0	0	0	0	1	2	0	0	.385
Feb 27	MEMPHIS	*of	2	1	1	2	0	0	0	2	1	0	0	0	0	0	1	3	0	0	.400
Mar 01	STONY BROOK-1	*of	3	0	0	0	0	0	0	0	0	0	0	0	0	0	0	2	0	0	.333
Mar 01	STONY BROOK-2	*of	3	0	0	0	0	0	0	0	0	0	0	0	0	0	0	0	0	0	.286
Mar 02	STONY BROOK	*of	5	2	3	3	0	0	1	0	1	0	0	0	0	0	0	1	0	1	.346
Mar 06	CHARLOTTE	*of/of	4	1	3	3	1	1	0	0	0	0	0	0	0	0	1	1	0	0	.400
Mar 08	LOUISIANA TECH	*of	3	0	1	0	0	0	0	1	0	0	0	0	0	1	1	0	0	0	.394
Mar 09	LOUISIANA TECH	*of	5	1	2	0	0	0	0	0	0	0	0	0	0	0	2	2	0	0	.395
Mar 10	LOUISIANA TECH	*of/of	4	0	1	1	0	0	0	0	0	0	0	0	0	0	1	0	0	0	.381
Mar 12	WESTERN ILLINOIS	*of	3	0	0	0	0	0	0	0	0	0	0	0	0	1	0	0	0	0	.356
Mar 13	WESTERN ILLINOIS	of	0	0	0	0	0	0	0	0	0	0	0	0	0	0	0	0	0	0	.356
Mar 15	MISSOURI	*of	2	0	0	0	0	0	0	0	0	0	0	1	0	0	0	1	0	0	.340
Mar 16	MISSOURI	*of	2	0	1	3	0	0	0	0	1	0	0	0	1	0	1	3	0	0	.347
Mar 17	MISSOURI	*of	3	0	0	0	0	0	0	0	0	0	0	0	0	0	1	1	0	0	.327
Mar 19	at Texas	*of	4	1	2	4	0	0	1	0	0	1	0	0	0	0	2	1	0	0	.339
Mar 20	at Texas	*of	4	1	1	1	0	0	0	0	0	0	0	0	0	1	0	2	0	0	.333
Mar 22	at Alabama	*of	3	1	1	1	0	0	0	1	0	0	0	0	0	0	0	5	0	0	.333
Mar 23	at Alabama	*of	3	0	0	0	0	0	0	0	0	0	0	0	0	0	0	2	0	0	.318
Mar 24	at Alabama	*of	5	0	0	0	0	0	0	0	0	0	0	0	0	0	4	4	0	0	.296
Mar 26	at Missouri State	*of	3	0	0	0	0	0	0	1	0	0	0	0	0	1	1	1	0	0	.284
Mar 29	OLE MISS	*of	3	0	1	0	0	0	0	0	0	0	0	1	0	0	1	6	0	1	.286
Mar 30	OLE MISS	*of	4	1	1	1	0	0	1	0	0	0	0	0	0	0	2	2	0	0	.284
Mar 31	OLE MISS	*of	4	1	2	0	0	0	0	0	0	0	0	0	0	0	0	3	0	0	.294
Apr 02	LITTLE ROCK	*of	2	1	1	0	0	0	0	1	1	0	0	1	0	0	0	1	0	1	.299
Apr 05	at Auburn-1	*of	4	0	0	0	0	0	0	0	0	0	0	0	0	0	4	3	0	0	.286
Apr 05	at Auburn-2	*of	7	2	2	1	0	0	0	0	0	0	1	0	0	0	2	1	1	0	.286
Apr 06	at Auburn	*of	3	2	2	0	0	0	0	1	0	0	0	0	0	0	0	0	0	0	.297
Apr 12	at Vanderbilt	*of	4	0	0	0	0	0	0	0	0	0	0	0	0	0	2	6	0	0	.286
Apr 13	at Vanderbilt	*of	1	0	0	0	0	0	0	0	0	0	0	0	0	0	1	0	0	0	.283
Apr 14	at Vanderbilt	*of	5	1	0	0	0	0	0	1	0	0	0	0	0	1	1	4	0	0	.270
Apr 16	ARK.- PINE BLUFF	ph/of	1	0	0	0	0	0	0	1	0	0	0	0	0	0	0	0	0	0	.268
Apr 18	MISSISSIPPI ST.	*of	3	1	2	0	0	0	0	0	0	1	0	0	0	0	1	0	0	0	.278
Apr 19	MISSISSIPPI ST.	*of	4	1	2	0	0	0	0	1	0	0	0	0	0	0	1	0	0	0	.286
Apr 20	MISSISSIPPI ST.	*of	3	1	0	0	0	0	0	1	0	0	0	0	0	0	2	4	0	0	.279
Apr 23	NORTHWESTERN ST.	of/of	0	1	0	0	0	0	0	2	0	0	0	0	0	0	0	0	0	0	.279
Apr 24	NORTHWESTERN ST.	*of	4	0	0	0	0	0	0	0	0	0	0	0	0	0	3	1	0	0	.270
Apr 26	TENNESSEE	*of	4	0	1	0	0	0	0	0	0	0	0	0	0	0	1	1	0	2	.269
Apr 27	TENNESSEE	*of	4	3	4	1	1	0	0	1	0	0	0	0	0	0	0	0	0	0	.291
Apr 28	TENNESSEE	*of	3	1	2	1	1	0	1	0	0	0	0	1	0	0	1	0	0	0	.299
Apr 30	GRAMBLING ST.	pr/of	1	1	0	0	0	0	0	0	0	0	0	0	0	0	1	0	0	0	.297
May 03	at Kentucky	*of	4	0	3	0	0	0	0	0	0	0	0	0	0	0	1	1	0	0	.310
May 05	at Kentucky-1	*of	3	2	1	3	0	0	1	1	0	0	0	0	0	0	0	0	0	0	.310
May 05	at Kentucky-2	*of	2	1	0	0	0	0	0	1	1	0	0	0	0	0	1	0	0	0	.306
May 09	LSU	*of	5	0	1	0	0	0	0	0	0	0	0	0	0	0	2	2	0	0	.303
May 10	LSU	*of	3	1	1	1	1	0	0	1	0	0	0	1	0	0	2	2	0	0	.303
May 11	LSU	*of	4	0	0	0	0	0	0	0	0	0	0	0	0	0	1	0	0	0	.296
May 16	at Texas A&M	*of	4	1	1	0	1	0	0	0	0	0	0	0	0	0	2	1	0	0	.294
May 17	at Texas A&M	*of	4	0	0	0	0	0	0	0	0	0	0	0	0	0	3	2	1	0	.287
May 18	at Texas A&M	*of	4	0	0	0	0	0	0	0	0	0	0	0	0	0	2	1	0	0	.281
May 22	vs Ole Miss	*of	4	0	0	0	0	0	0	0	0	0	0	0	0	1	2	2	0	0	.274
May 23	vs Georgia	*of	2	0	1	0	0	0	0	1	0	0	0	0	0	1	0	1	0	0	.277
May 31	CENTRAL CONNECTI	*of	3	2	2	1	0	0	0	1	2	0	0	0	0	0	0	0	0	0	.283
Jun 01	TCU	*of	3	0	0	0	0	0	0	0	0	0	1	0	0	0	1	3	0	0	.279
Jun 02	TCU	*of	3	0	0	0	0	0	0	0	0	0	0	0	0	0	2	0	0	0	.274
Totals		53gs	186	38	51	34	7	1	6	23	10	2	3	5	1	8	60	84	3	5	.274

On base pct. .362 • Slugging pct. .419

2019 Arkansas Baseball  
Individual Game-by-Game for Arkansas (as of Jun 07, 2019)

#15 Casey Martin - 61 games (All games)

Date	Opponent	Pos	AB	R	H	RBI	2B	3B	HR	BB	SB	CS	HBP	SAC	SF	GDP	K	PO	A	E	Avg
Feb 16	EASTERN ILLINOIS-1	*ss	6	2	3	0	1	0	0	0	1	1	0	0	0	0	0	2	0	0	.500
Feb 16	EASTERN ILLINOIS-2	*ss	5	2	2	1	0	0	0	0	0	0	0	0	0	0	1	2	3	2	.455
Feb 17	EASTERN ILLINOIS	*ss	3	0	1	1	1	0	0	1	0	0	0	0	1	0	0	5	1	1	.429
Feb 21	at USC	*ss	5	0	1	3	1	0	0	0	0	0	0	0	0	0	1	1	1	1	.368
Feb 22	at USC	*ss	4	1	2	2	0	0	1	1	1	0	0	0	0	0	1	3	4	0	.391
Feb 23	at USC	*ss	5	0	1	0	1	0	0	0	1	0	0	0	0	0	1	1	0	1	.357
Feb 27	MEMPHIS	*ss	3	3	1	0	0	0	0	1	1	0	1	0	0	0	0	0	2	0	.355
Mar 01	STONY BROOK-1	*ss	4	1	1	0	1	0	0	0	0	0	0	0	0	0	0	0	2	0	.343
Mar 01	STONY BROOK-2	*ss	4	1	1	0	1	0	0	0	0	0	0	0	0	0	1	1	2	0	.333
Mar 02	STONY BROOK	*ss	4	2	0	1	0	0	0	2	0	0	0	0	0	0	1	2	5	0	.302
Mar 06	CHARLOTTE	*ss	4	0	0	0	0	0	0	1	0	0	0	0	0	0	2	0	2	0	.277
Mar 08	LOUISIANA TECH	*ss	5	0	0	0	0	0	0	0	0	0	0	0	0	0	3	1	2	0	.250
Mar 09	LOUISIANA TECH	*ss	5	2	2	3	1	0	1	0	0	0	0	0	0	0	0	0	2	0	.263
Mar 10	LOUISIANA TECH	*ss	3	2	1	3	0	0	1	2	0	0	0	0	0	0	2	1	1	0	.267
Mar 12	WESTERN ILLINOIS	*ss	4	2	2	1	1	0	1	1	0	0	0	0	0	0	1	1	2	0	.281
Mar 13	WESTERN ILLINOIS	*ss	4	2	2	1	1	0	0	0	0	1	1	0	0	0	0	1	3	0	.294
Mar 15	MISSOURI	*ss	4	0	0	0	0	0	0	0	0	0	0	0	0	0	2	1	1	0	.278
Mar 16	MISSOURI	*ss	4	1	1	0	0	0	0	0	1	0	0	0	0	0	0	1	3	1	.276
Mar 17	MISSOURI	*ss	4	0	0	0	0	0	0	0	0	0	0	0	0	0	1	3	2	0	.262
Mar 19	at Texas	*ss	5	0	1	2	0	0	0	0	1	0	0	0	0	0	1	1	3	0	.259
Mar 20	at Texas	*ss	4	0	0	0	0	0	0	0	0	0	0	1	0	0	2	1	5	0	.247
Mar 22	at Alabama	*ss	4	1	0	0	0	0	0	0	0	0	1	0	0	0	3	1	2	0	.237
Mar 23	at Alabama	*ss	4	0	1	0	0	0	0	0	0	0	0	0	0	0	0	0	0	0	.237
Mar 24	at Alabama	*ss	6	2	2	1	0	0	1	0	1	0	0	0	0	0	2	4	3	2	.243
Mar 26	at Missouri State	*ss	4	0	1	0	0	0	0	0	0	0	0	1	0	0	1	3	1	0	.243
Mar 29	OLE MISS	*ss	5	1	1	1	0	0	0	0	0	0	0	0	0	0	1	1	1	0	.241
Mar 30	OLE MISS	*ss	3	0	3	0	2	0	0	1	0	0	0	0	0	0	0	1	2	0	.261
Mar 31	OLE MISS	*ss	5	1	2	2	0	0	1	0	0	0	0	0	0	0	3	5	2	0	.267
Apr 02	LITTLE ROCK	*ss	6	0	1	2	1	0	0	0	0	0	0	0	0	0	2	2	4	1	.262
Apr 05	at Auburn-1	*ss	4	0	1	0	0	1	0	0	0	0	0	0	0	0	1	0	1	0	.262
Apr 05	at Auburn-2	*ss	7	2	1	0	0	1	0	1	0	0	0	0	0	0	4	1	4	2	.255
Apr 06	at Auburn	*ss	3	1	0	0	0	0	0	2	1	0	0	0	0	0	1	1	3	0	.250
Apr 09	ORAL ROBERTS	*ss	5	3	4	1	2	0	0	1	0	0	0	0	0	0	1	2	3	2	.269
Apr 12	at Vanderbilt	*ss	4	0	2	0	0	0	0	0	0	0	0	0	0	0	2	2	1	0	.275
Apr 13	at Vanderbilt	*ss	4	0	0	0	0	0	0	0	0	0	0	0	0	0	2	1	2	1	.268
Apr 14	at Vanderbilt	*ss	6	2	3	0	1	0	0	0	0	0	0	0	0	0	2	2	3	0	.277
Apr 16	ARK - PINE BLUFF	*ss	5	2	3	4	0	0	1	0	0	0	0	0	0	0	0	1	2	1	.287
Apr 18	MISSISSIPPI ST.	*ss	4	1	1	2	1	0	0	0	0	0	0	0	0	0	1	1	3	0	.286
Apr 19	MISSISSIPPI ST.	*ss	3	3	2	4	0	0	1	3	0	0	0	0	0	0	0	0	3	1	.292
Apr 20	MISSISSIPPI ST.	*ss	5	1	2	0	1	0	0	0	0	0	0	0	0	0	3	1	2	1	.295
Apr 23	NORTHWESTERN ST.	*ss	4	2	1	2	0	1	0	2	0	0	0	0	0	0	0	1	2	0	.294
Apr 24	NORTHWESTERN ST.	*ss	4	1	2	0	1	0	0	1	0	0	0	0	0	0	0	1	4	0	.299
Apr 26	TENNESSEE	*ss	3	1	2	0	0	0	0	2	0	0	0	0	0	0	1	0	1	1	.305
Apr 27	TENNESSEE	*ss	5	2	2	5	0	0	1	0	0	0	0	0	0	0	0	1	3	0	.307
Apr 28	TENNESSEE	*ss	3	0	0	0	0	0	0	2	0	0	0	0	0	0	2	0	4	0	.303
Apr 30	GRAMBLING ST.	*ss	4	2	3	4	1	0	1	0	0	0	1	0	0	0	1	0	2	0	.312
May 03	at Kentucky	*ss	5	2	2	1	0	0	1	0	0	0	0	0	0	0	1	1	0	0	.314
May 05	at Kentucky-1	*ss	5	0	0	0	0	0	0	0	0	0	0	0	0	0	1	2	0	0	.306
May 05	at Kentucky-2	*ss	3	0	0	0	0	0	0	1	0	0	0	0	0	0	2	2	2	1	.302
May 09	LSU	*ss	5	3	4	1	0	0	1	0	0	0	0	0	0	0	1	1	3	0	.313
May 10	LSU	*ss	5	1	1	2	0	0	0	0	1	0	0	0	0	0	1	1	2	0	.311
May 11	LSU	*ss	3	0	1	0	0	0	0	1	0	0	0	0	0	0	0	1	1	0	.311
May 16	at Texas A&M	*ss	5	2	2	2	0	0	2	0	0	0	0	0	0	0	2	1	3	0	.313
May 17	at Texas A&M	*ss	4	0	0	0	0	0	0	1	0	0	0	0	0	0	2	1	2	0	.308
May 18	at Texas A&M	*ss	4	1	2	1	0	0	1	0	1	0	0	0	0	0	0	0	3	2	.311
May 22	vs Ole Miss	*ss	2	2	0	0	0	0	0	2	0	0	0	0	0	0	0	1	0	1	.308
May 23	vs Georgia	*ss	4	0	0	0	0	0	0	0	0	0	0	0	0	0	2	2	4	0	.303
May 24	vs Ole Miss	*ss	4	0	0	0	0	0	0	0	0	0	1	0	0	0	1	5	2	0	.298
May 31	CENTRAL CONNECTI	*ss	5	0	0	0	0	0	0	0	0	0	0	0	0	0	1	1	7	2	.292
Jun 01	TCU	*ss	4	0	0	0	0	0	0	0	0	0	0	1	0	0	2	1	4	0	.288
Jun 02	TCU	*ss	4	1	1	0	0	0	0	0	0	0	0	0	0	0	2	2	1	0	.287
Totals		61gs	261	61	75	53	19	3	15	29	10	2	5	4	0	0	71	80	140	23	.287

On base pct. .369 • Slugging pct. .556



# || INDIVIDUAL GAME-BY-GAME

## 2019 Arkansas Baseball Individual Game-by-Game for Arkansas (as of Jun 07, 2019)

#12 Casey Opitz - 53 games (All games)

Date	Opponent	Pos	AB	R	H	RBI	2B	3B	HR	BB	SB	CS	HBP	SAC	SF	GDP	K	PO	A	E	Avg
Feb 16	EASTERN ILLINOIS-1	*c	4	2	2	3	1	0	0	0	0	0	0	0	1	1	0	8	0	0	.500
Feb 17	EASTERN ILLINOIS	*c	3	1	1	0	0	0	0	1	0	0	0	0	0	1	0	8	0	0	.429
Feb 21	at USC	*c	1	0	1	1	0	0	0	2	1	0	0	0	1	0	0	14	0	0	.500
Feb 22	at USC	*c	4	0	1	0	0	0	0	1	0	0	0	0	0	0	1	6	2	0	.417
Feb 23	at USC	pr/c	1	2	1	0	1	0	0	1	1	0	0	0	0	0	0	3	0	0	.462
Feb 27	MEMPHIS	ph/c	2	1	0	0	0	0	0	1	0	0	0	0	0	0	1	7	0	0	.400
Mar 01	STONY BROOK-1	*c	3	0	0	1	0	0	0	0	1	0	0	0	0	0	0	18	1	0	.333
Mar 02	STONY BROOK	*c	4	0	1	1	0	0	0	0	0	0	0	0	0	0	0	6	0	0	.318
Mar 06	CHARLOTTE	*c/3b	2	1	0	0	0	0	0	3	0	0	0	0	0	0	0	9	2	0	.292
Mar 08	LOUISIANA TECH	*c	3	1	1	2	0	0	0	1	0	0	0	0	0	0	1	13	1	0	.296
Mar 09	LOUISIANA TECH	ph/3b	0	0	0	0	0	0	0	2	0	0	0	0	0	0	0	0	1	0	.296
Mar 10	LOUISIANA TECH	*c	4	2	1	1	0	0	0	1	1	0	0	0	0	1	2	15	1	0	.290
Mar 12	WESTERN ILLINOIS	*c	2	1	0	1	0	0	0	1	1	0	1	0	0	0	1	14	1	1	.273
Mar 15	MISSOURI	*c	2	0	0	0	0	0	0	2	0	0	0	0	0	0	1	14	2	0	.257
Mar 16	MISSOURI	*c	2	1	0	0	0	0	0	1	0	0	1	0	0	2	0	6	0	0	.243
Mar 17	MISSOURI	*c	4	0	1	1	0	0	0	0	0	0	0	0	0	0	1	11	1	0	.244
Mar 19	at Texas	*c	4	1	1	0	0	0	0	1	0	0	0	0	0	0	0	9	0	0	.244
Mar 22	at Alabama	*c	4	0	0	0	0	0	0	0	0	0	0	0	0	0	2	7	1	0	.224
Mar 23	at Alabama	*c	2	0	0	0	0	0	0	1	0	0	0	0	0	0	1	1	1	0	.216
Mar 24	at Alabama	*c	3	1	1	1	0	0	0	1	0	0	0	1	0	1	0	8	2	0	.222
Mar 26	at Missouri State	c	1	0	0	0	0	0	0	0	0	0	0	0	0	0	1	4	0	0	.218
Mar 29	OLE MISS	*c	4	0	1	0	0	0	0	0	0	0	0	0	0	0	0	8	0	0	.220
Mar 30	OLE MISS	*c	2	0	0	0	0	0	0	2	0	0	0	0	0	0	1	5	1	0	.213
Mar 31	OLE MISS	*c	4	0	0	0	0	0	0	0	0	0	0	0	0	0	1	6	2	1	.200
Apr 02	LITTLE ROCK	c	0	0	0	0	0	0	0	0	0	0	0	0	0	0	0	0	0	0	.200
Apr 05	at Auburn-1	*c	4	0	1	0	0	0	0	0	0	0	0	0	0	0	2	5	1	0	.203
Apr 05	at Auburn-2	c	5	0	1	0	0	0	0	0	0	0	0	0	0	0	1	11	1	0	.203
Apr 06	at Auburn	*c	3	2	1	0	0	0	0	1	0	0	0	0	0	0	0	10	1	0	.208
Apr 09	ORAL ROBERTS	pr/c	2	1	0	0	0	0	0	1	0	0	0	0	0	0	1	4	0	0	.203
Apr 12	at Vanderbilt	*c	4	0	1	1	0	0	0	0	0	0	0	0	0	1	2	9	0	0	.205
Apr 13	at Vanderbilt	*c	1	0	0	0	0	0	0	0	0	0	0	0	0	0	1	2	1	0	.202
Apr 14	at Vanderbilt	*c	5	2	4	3	0	0	1	1	0	0	0	0	0	0	0	9	0	0	.236
Apr 18	MISSISSIPPI ST.	*c	2	1	0	0	0	0	0	1	0	0	0	0	0	0	1	13	0	0	.231
Apr 19	MISSISSIPPI ST.	*c	5	0	3	3	0	0	0	0	0	0	0	0	0	0	1	10	1	0	.250
Apr 20	MISSISSIPPI ST.	*c	4	1	1	1	0	0	0	0	0	0	0	0	0	0	0	4	3	0	.250
Apr 24	NORTHWESTERN ST.	c	2	0	0	0	0	0	0	0	0	0	0	0	0	0	1	6	1	0	.245
Apr 26	TENNESSEE	*c	5	0	1	1	0	0	0	0	0	0	0	0	0	0	3	10	2	0	.243
Apr 27	TENNESSEE	*c	4	0	0	0	0	0	0	0	0	0	0	0	0	0	1	7	2	0	.234
Apr 28	TENNESSEE	*c	5	0	1	1	1	0	0	0	0	0	0	0	0	0	1	11	3	0	.233
May 03	at Kentucky	*c	4	0	3	0	0	0	0	0	0	0	0	0	0	0	0	11	1	0	.250
May 05	at Kentucky-1	*c	4	1	1	1	0	0	0	0	0	0	0	0	0	0	1	12	2	0	.250
May 05	at Kentucky-2	*c	2	1	0	0	0	0	0	1	0	0	0	0	0	0	1	8	2	0	.246
May 09	LSU	*c	2	1	1	2	0	0	1	2	0	0	0	0	0	0	0	5	2	0	.250
May 10	LSU	*c	3	3	2	0	0	0	0	2	0	0	0	0	0	0	1	10	0	0	.260
May 11	LSU	*c	3	0	0	0	0	0	0	1	0	0	0	0	0	1	1	8	0	0	.254
May 16	at Texas A&M	*c	4	1	1	0	0	0	0	0	0	0	0	0	0	0	2	7	1	1	.254
May 17	at Texas A&M	*c	3	0	1	0	0	0	0	1	0	0	0	0	0	0	2	9	1	0	.255
May 18	at Texas A&M	*c	3	0	1	0	0	0	0	0	0	0	0	0	0	0	0	6	0	1	.257
May 22	vs Ole Miss	*c	4	0	0	0	0	0	0	0	0	0	0	0	0	0	1	10	2	0	.250
May 23	vs Georgia	*c	2	0	0	0	0	0	0	1	0	0	0	0	0	0	1	6	1	0	.247
May 31	CENTRAL CONNECTI	*c	4	0	0	1	0	0	0	0	0	0	0	0	0	0	0	6	1	0	.240
Jun 01	TCU	*c	4	1	1	2	0	0	0	0	1	0	0	0	0	0	1	10	0	0	.241
Jun 02	TCU	*c	4	0	0	0	0	0	0	0	0	0	0	0	0	0	0	14	0	0	.235
Totals		45gs	162	29	38	28	3	0	2	34	6	0	2	1	2	8	40	433	48	4	.235

On base pct. .370 • Slugging pct. .290

2019 Arkansas Baseball  
Individual Game-by-Game for Arkansas (as of Jun 07, 2019)

#24 Dominic Fletcher - 61 games (All games)

Date	Opponent	Pos	AB	R	H	RBI	2B	3B	HR	BB	SB	CS	HBP	SAC	SF	GDP	K	PO	A	E	Avg
Feb 16	EASTERN ILLINOIS-1	*of	3	1	1	1	0	0	0	2	0	0	0	0	0	0	0	1	0	0	.333
Feb 16	EASTERN ILLINOIS-2	*of	4	2	2	2	1	0	0	0	0	0	0	0	1	0	2	2	0	0	.429
Feb 17	EASTERN ILLINOIS	*of	4	0	0	0	0	0	0	0	0	0	0	0	0	0	1	1	0	0	.273
Feb 21	at USC	*of	5	1	1	0	1	0	0	0	0	0	0	0	0	0	1	3	0	0	.250
Feb 22	at USC	*of	4	1	1	1	1	0	0	1	0	0	0	0	0	0	1	2	0	0	.250
Feb 23	at USC	*of	4	1	1	1	0	0	1	1	0	0	0	0	0	0	2	6	0	0	.250
Feb 27	MEMPHIS	*of	5	0	1	1	0	0	0	0	0	0	0	0	0	0	2	1	0	0	.241
Mar 01	STONY BROOK-1	*of	2	1	1	0	1	0	0	1	0	1	0	0	0	0	0	1	0	0	.258
Mar 01	STONY BROOK-2	*of	3	1	0	1	0	0	0	0	1	0	0	0	1	0	0	1	0	0	.235
Mar 02	STONY BROOK	*of	5	1	2	0	1	0	0	0	0	0	0	0	0	0	0	3	0	0	.256
Mar 06	CHARLOTTE	*of	3	2	1	2	0	0	1	1	0	0	0	0	0	0	0	0	0	0	.262
Mar 08	LOUISIANA TECH	*of	2	1	0	0	0	0	0	1	0	0	1	0	0	0	0	4	0	0	.250
Mar 09	LOUISIANA TECH	*of	4	1	3	0	1	0	0	1	0	0	0	0	0	0	0	4	0	0	.292
Mar 10	LOUISIANA TECH	*of	3	1	1	0	0	0	0	1	0	0	0	0	0	0	0	1	0	0	.294
Mar 12	WESTERN ILLINOIS	*of	3	0	0	0	0	0	0	2	0	0	0	0	0	0	1	2	0	0	.278
Mar 13	WESTERN ILLINOIS	*of	2	1	2	3	1	0	0	2	0	0	0	0	1	0	0	1	0	0	.304
Mar 15	MISSOURI	*of	4	0	1	0	1	0	0	0	0	0	0	0	0	0	1	2	0	0	.300
Mar 16	MISSOURI	*of	3	0	0	0	0	0	0	1	0	0	0	0	0	0	2	6	0	0	.286
Mar 17	MISSOURI	*of	3	0	0	0	0	0	0	0	0	0	0	0	0	0	1	1	0	0	.273
Mar 19	at Texas	*of	4	2	2	0	2	0	0	1	0	0	0	0	0	0	1	4	0	0	.286
Mar 20	at Texas	*of	5	0	1	1	1	0	0	0	0	0	0	0	0	0	1	1	0	0	.280
Mar 22	at Alabama	*of	5	1	2	2	0	0	1	0	0	0	0	0	0	0	1	3	0	0	.287
Mar 23	at Alabama	*of	4	0	1	0	0	0	0	0	0	0	0	0	0	0	0	6	0	0	.286
Mar 24	at Alabama	*of	5	2	3	3	0	0	1	0	0	0	0	0	0	0	0	3	0	0	.303
Mar 26	at Missouri State	*of	4	2	2	1	0	0	0	1	0	0	0	0	0	0	0	3	0	0	.312
Mar 29	OLE MISS	*of	4	2	3	1	2	0	0	0	0	0	0	0	0	0	0	0	0	0	.330
Mar 30	OLE MISS	*of	4	0	0	0	0	0	0	0	0	0	0	0	0	0	1	6	0	0	.317
Mar 31	OLE MISS	*of	4	0	2	2	1	0	0	0	0	0	0	0	0	0	0	5	0	0	.324
Apr 02	LITTLE ROCK	*of	5	1	1	0	0	0	0	0	0	0	0	0	0	0	1	4	0	0	.318
Apr 05	at Auburn-1	*of	4	1	1	0	0	0	0	0	0	0	0	0	0	0	1	4	0	0	.316
Apr 05	at Auburn-2	*of	6	2	4	1	1	0	0	2	0	0	0	0	0	0	2	7	0	0	.333
Apr 06	at Auburn	*of	5	1	1	1	1	0	0	0	0	0	0	0	0	0	0	3	0	0	.328
Apr 09	ORAL ROBERTS	*of	6	2	1	0	1	0	0	0	0	0	0	0	0	0	1	1	0	0	.321
Apr 12	at Vanderbilt	*of	3	1	0	0	0	0	0	0	0	0	1	0	0	0	1	2	0	0	.313
Apr 13	at Vanderbilt	*of	4	0	0	0	0	0	0	0	0	0	0	0	0	0	0	2	0	0	.304
Apr 14	at Vanderbilt	*of	6	1	2	2	0	0	0	0	0	0	0	0	0	0	1	1	0	1	.306
Apr 16	ARK - PINE BLUFF	*of	3	2	3	5	0	0	1	0	0	0	0	0	0	0	0	0	0	0	.320
Apr 18	MISSISSIPPI ST.	*of	4	1	3	2	0	0	1	0	0	0	0	0	0	0	0	1	0	0	.331
Apr 19	MISSISSIPPI ST.	*of	5	1	2	0	0	0	0	1	0	0	0	0	0	1	0	6	0	0	.333
Apr 20	MISSISSIPPI ST.	*of	4	0	0	0	0	0	0	0	0	0	0	0	0	0	0	2	0	0	.325
Apr 23	NORTHWESTERN ST.	*of	5	1	2	2	0	0	1	0	0	0	0	0	0	0	1	3	0	0	.327
Apr 24	NORTHWESTERN ST.	*of	5	2	2	4	0	0	1	0	0	0	0	0	0	0	2	0	0	0	.329
Apr 26	TENNESSEE	*of	5	2	2	1	0	0	0	0	0	0	0	0	0	0	2	3	0	0	.331
Apr 27	TENNESSEE	*of	5	0	2	1	1	0	0	0	0	0	0	0	0	0	1	3	0	0	.333
Apr 28	TENNESSEE	*of	5	0	0	0	0	0	0	0	0	0	0	0	0	1	3	2	0	0	.324
Apr 30	GRAMBLING ST.	*of	4	0	2	0	1	0	0	1	0	0	0	0	0	0	1	1	0	0	.328
May 03	at Kentucky	*of	5	1	1	2	0	0	0	0	0	0	0	0	0	0	3	3	0	0	.325
May 05	at Kentucky-1	*of	4	1	1	2	0	0	1	0	0	0	0	0	0	0	1	1	0	0	.323
May 05	at Kentucky-2	*of	4	0	0	0	0	0	0	0	0	0	0	0	0	1	2	1	0	0	.317
May 09	LSU	*of	4	2	3	3	1	0	1	1	0	0	0	0	0	0	1	2	0	0	.325
May 10	LSU	*of	4	1	2	3	1	0	0	0	0	0	1	0	0	0	2	2	0	0	.329
May 11	LSU	*of	4	0	2	1	1	0	0	0	0	0	0	0	0	0	0	3	0	0	.332
May 16	at Texas A&M	*of	4	0	0	0	0	0	0	0	0	0	0	0	0	0	2	3	0	0	.326
May 17	at Texas A&M	*of	3	0	1	0	0	0	0	1	0	0	0	0	0	0	0	2	0	0	.326
May 18	at Texas A&M	*of	4	0	0	0	0	0	0	0	0	0	0	0	0	0	2	2	0	0	.320
May 22	vs Ole Miss	*of	2	1	1	1	0	0	0	1	0	0	1	0	0	0	0	5	0	0	.322
May 23	vs Georgia	*of	3	0	0	0	0	0	0	1	0	0	0	0	0	0	1	3	0	0	.317
May 24	vs Ole Miss	*of	4	0	1	0	0	0	0	0	0	0	0	0	0	0	0	4	0	1	.316
May 31	CENTRAL CONNECTI	*of	4	1	1	1	0	0	0	0	0	0	0	0	0	0	0	5	0	0	.315
Jun 01	TCU	*of	5	0	0	0	0	0	0	0	0	0	0	0	0	0	3	3	0	0	.309
Jun 02	TCU	*of	4	2	2	2	1	0	0	0	1	0	0	0	0	0	0	3	0	0	.312
Totals		61gs	247	51	77	56	23	0	10	24	2	1	4	0	3	3	52	160	0	2	.312

On base pct. .378 • Slugging pct. .526





# || INDIVIDUAL GAME-BY-GAME

## 2019 Arkansas Baseball Individual Game-by-Game for Arkansas (as of Jun 07, 2019)

#18 Heston Kjerstad - 60 games (All games)

Date	Opponent	Pos	AB	R	H	RBI	2B	3B	HR	BB	SB	CS	HBP	SAC	SF	GDP	K	PO	A	E	Avg
Feb 16	EASTERN ILLINOIS-1	*of	4	2	1	2	0	0	1	1	0	0	0	0	0	0	0	2	0	0	.250
Feb 16	EASTERN ILLINOIS-2	*of	4	1	1	0	0	0	0	1	0	0	0	0	0	0	1	1	0	0	.250
Feb 17	EASTERN ILLINOIS	*of	5	0	1	1	0	0	0	0	0	0	0	0	0	0	1	2	0	0	.231
Feb 21	at USC	*of	5	0	2	0	0	0	0	0	0	0	0	0	0	0	1	1	0	0	.278
Feb 22	at USC	*of/dh	5	0	0	0	0	0	0	0	0	0	0	0	0	0	4	1	0	1	.217
Feb 23	at USC	*of	5	0	1	0	0	0	0	0	0	0	0	0	0	0	0	2	0	0	.214
Feb 27	MEMPHIS	*of	4	0	1	2	0	0	0	1	0	0	0	0	0	0	1	2	0	0	.219
Mar 01	STONY BROOK-1	*of	4	0	1	0	0	0	0	0	0	0	0	0	0	0	2	0	0	0	.222
Mar 01	STONY BROOK-2	*of	4	1	3	1	1	0	0	0	0	0	0	0	0	0	0	2	0	0	.275
Mar 02	STONY BROOK	*of	6	1	2	1	1	0	0	0	0	0	0	0	0	0	2	2	1	0	.283
Mar 06	CHARLOTTE	*of	4	0	0	0	0	0	0	0	0	0	0	0	0	0	1	2	0	0	.260
Mar 08	LOUISIANA TECH	*of	2	1	0	0	0	0	0	1	0	0	1	0	0	0	1	0	0	0	.250
Mar 09	LOUISIANA TECH	*of	5	1	3	1	0	0	0	0	0	0	0	0	0	0	1	1	0	0	.281
Mar 10	LOUISIANA TECH	*of	5	1	3	1	1	0	0	0	1	0	0	0	0	0	0	3	0	0	.306
Mar 12	WESTERN ILLINOIS	*of	4	3	4	2	0	1	1	0	1	0	1	0	0	0	0	2	0	0	.348
Mar 13	WESTERN ILLINOIS	*of	2	2	1	0	0	0	0	1	0	0	2	0	0	0	0	1	0	0	.353
Mar 15	MISSOURI	*of	3	0	0	0	0	0	0	0	1	0	1	0	0	0	1	2	0	0	.338
Mar 16	MISSOURI	*of	3	0	0	0	0	0	0	0	0	0	1	0	0	0	3	1	0	0	.324
Mar 17	MISSOURI	*of	4	0	2	0	0	0	0	0	0	0	0	0	0	0	0	0	0	0	.333
Mar 19	at Texas	*of	5	1	1	1	0	0	1	0	0	0	0	0	0	0	1	2	0	0	.325
Mar 20	at Texas	*of	4	0	0	0	0	0	0	1	0	0	0	0	0	0	0	1	1	0	.310
Mar 22	at Alabama	*of	5	2	3	4	0	0	1	0	0	0	0	0	0	0	1	3	0	0	.326
Mar 23	at Alabama	*of	4	0	0	0	0	0	0	0	0	0	0	0	0	0	2	3	0	0	.312
Mar 24	at Alabama	*of	4	3	3	0	1	0	0	0	0	0	1	0	0	0	1	0	0	0	.330
Mar 26	at Missouri State	*of	4	2	1	1	0	0	1	1	0	0	0	0	0	0	0	2	0	0	.327
Mar 29	OLE MISS	*of	4	0	0	0	0	0	0	0	0	0	0	0	0	0	1	2	0	0	.315
Mar 30	OLE MISS	*of	3	0	0	0	0	0	0	0	0	0	1	0	0	1	0	2	0	0	.306
Mar 31	OLE MISS	*of	4	2	2	0	0	0	0	0	0	0	0	0	0	1	1	1	0	0	.313
Apr 02	LITTLE ROCK	*of	4	1	2	0	0	0	0	1	0	0	0	0	0	0	1	1	0	0	.319
Apr 05	at Auburn-1	*of	4	1	1	2	0	0	1	0	0	0	0	0	0	0	2	2	0	0	.317
Apr 05	at Auburn-2	*of	8	1	1	1	0	0	1	0	0	0	0	0	0	0	3	1	0	0	.305
Apr 06	at Auburn	*of	5	0	2	2	0	0	0	0	0	0	0	0	0	0	1	0	0	0	.309
Apr 09	ORAL ROBERTS	*of	5	2	2	5	0	0	2	1	0	0	0	0	0	0	0	1	4	0	.312
Apr 12	at Vanderbilt	*of	5	0	1	0	0	0	0	0	0	0	0	0	0	0	3	1	0	0	.308
Apr 13	at Vanderbilt	*of	4	0	1	1	0	0	0	0	0	0	0	0	0	0	0	2	0	0	.307
Apr 14	at Vanderbilt	*of	6	1	4	1	1	0	0	0	0	0	0	0	0	0	1	2	0	0	.321
Apr 16	ARK - PINE BLUFF	*of	3	2	1	2	1	0	0	0	0	0	0	0	0	0	1	0	0	0	.321
Apr 18	MISSISSIPPI ST.	*of	4	0	1	0	0	0	0	0	0	0	0	0	0	0	2	2	0	0	.319
Apr 19	MISSISSIPPI ST.	*of	4	1	1	1	0	0	0	1	0	0	0	0	0	0	2	0	0	0	.317
Apr 23	NORTHWESTERN ST.	*of	4	2	3	1	1	0	1	0	0	0	0	0	0	0	0	2	0	0	.327
Apr 24	NORTHWESTERN ST.	*of	5	1	2	0	1	0	0	0	0	0	0	0	0	0	1	1	0	0	.330
Apr 26	TENNESSEE	*of	3	2	0	0	0	0	0	2	0	0	0	0	0	0	1	6	0	0	.324
Apr 27	TENNESSEE	*of	5	3	3	5	1	0	2	0	0	0	0	0	0	0	1	3	0	0	.332
Apr 28	TENNESSEE	*of	3	0	1	1	0	0	0	0	0	0	2	0	0	0	2	1	0	0	.332
Apr 30	GRAMBLING ST.	*of	5	2	2	3	0	0	1	1	0	0	0	0	0	0	0	1	0	0	.333
May 03	at Kentucky	*of	4	0	1	0	1	0	0	1	0	0	0	0	0	0	0	3	0	0	.332
May 05	at Kentucky-1	*of	3	1	1	0	0	0	0	1	0	0	0	0	0	0	1	0	0	1	.332
May 05	at Kentucky-2	*of	3	0	0	0	0	0	0	0	0	0	0	0	0	0	1	0	0	0	.327
May 09	LSU	*of	3	1	1	0	0	0	0	1	0	0	1	0	0	1	1	2	0	0	.327
May 10	LSU	*of	4	1	2	2	0	0	1	1	1	0	0	0	0	0	1	1	0	0	.330
May 11	LSU	*of	3	0	2	0	0	0	0	1	0	0	0	0	0	0	0	2	0	0	.335
May 16	at Texas A&M	*of	4	0	1	0	0	0	0	0	0	0	0	0	0	0	0	5	0	0	.333
May 17	at Texas A&M	*of	4	1	3	0	0	0	0	0	0	0	0	0	0	0	0	3	0	0	.341
May 18	at Texas A&M	*of	3	0	0	0	0	0	0	0	0	0	1	0	0	0	2	3	0	0	.336
May 22	vs Ole Miss	*of	4	0	0	0	0	0	0	0	0	0	0	0	0	0	1	2	0	0	.330
May 23	vs Georgia	*of	4	0	1	0	0	0	0	0	0	0	0	0	0	0	0	1	0	0	.329
May 24	vs Ole Miss	*of	3	0	1	0	0	0	0	1	0	0	0	0	0	0	1	2	0	0	.329
May 31	CENTRAL CONNECTI	*of	4	2	3	2	1	0	1	0	0	0	0	0	0	0	1	1	0	0	.336
Jun 01	TCU	*of	3	1	1	0	0	0	0	1	0	0	0	0	0	0	0	1	1	0	.336
Jun 02	TCU	*of	4	0	0	0	0	0	0	0	0	0	0	0	0	0	3	0	0	0	.331
Totals		60gs	245	49	81	46	11	1	15	20	4	0	12	0	0	3	61	98	2	2	.331

On base pct. .408 • Slugging pct. .567

2019 Arkansas Baseball  
Individual Game-by-Game for Arkansas (as of Jun 07, 2019)

#7 Jack Kenley - 61 games (All games)

Date	Opponent	Pos	AB	R	H	RBI	2B	3B	HR	BB	SB	CS	HBP	SAC	SF	GDP	K	PO	A	E	Avg
Feb 16	EASTERN ILLINOIS-1	*2b	4	1	2	2	1	0	1	1	0	0	0	0	0	0	0	1	7	0	.500
Feb 16	EASTERN ILLINOIS-2	*2b	3	1	1	0	0	0	0	2	0	0	0	0	0	0	0	2	3	0	.429
Feb 17	EASTERN ILLINOIS	*2b	2	1	1	0	0	0	0	2	0	0	0	0	0	0	0	0	5	0	.444
Feb 21	at USC	*2b	4	1	0	0	0	0	0	0	0	0	0	0	0	0	2	0	1	0	.308
Feb 22	at USC	*2b	5	1	2	3	0	1	0	0	0	0	0	0	0	0	0	0	5	0	.333
Feb 23	at USC	*2b	5	0	1	0	0	0	0	1	0	0	0	0	0	0	1	2	3	0	.304
Feb 27	MEMPHIS	*2b	3	2	1	2	0	0	0	1	0	0	0	0	0	0	0	1	2	0	.308
Mar 01	STONY BROOK-1	*2b	3	0	1	0	0	0	0	0	1	0	0	0	0	0	0	1	1	0	.310
Mar 01	STONY BROOK-2	*2b	2	1	0	0	0	0	0	2	2	0	0	0	0	0	0	1	2	0	.290
Mar 02	STONY BROOK	*2b	4	3	2	5	0	0	2	1	0	0	0	0	0	0	1	3	2	0	.314
Mar 06	CHARLOTTE	*2b	2	1	1	1	0	0	0	1	0	0	0	0	1	0	0	1	6	1	.324
Mar 08	LOUISIANA TECH	*2b	4	0	2	0	0	0	0	0	0	0	0	0	0	0	0	2	1	0	.341
Mar 09	LOUISIANA TECH	*2b	3	0	0	0	0	0	0	0	0	0	0	0	0	0	3	0	2	0	.318
Mar 10	LOUISIANA TECH	*2b	3	3	2	1	0	1	0	1	0	0	0	0	0	0	0	3	3	0	.340
Mar 12	WESTERN ILLINOIS	*2b	0	0	0	1	0	0	0	0	0	0	1	0	1	0	0	0	1	0	.340
Mar 13	WESTERN ILLINOIS	*2b	4	2	1	0	0	0	0	1	0	0	0	0	0	0	3	2	4	0	.333
Mar 15	MISSOURI	*2b	4	0	0	0	0	0	0	0	0	0	0	0	0	0	1	0	0	0	.309
Mar 16	MISSOURI	*2b	3	0	0	0	0	0	0	0	0	0	0	0	0	0	3	0	5	0	.293
Mar 17	MISSOURI	*2b	3	1	1	1	0	0	1	0	0	0	0	0	0	0	1	2	2	0	.295
Mar 19	at Texas	*2b	3	2	1	0	0	0	0	2	0	0	0	0	0	0	0	1	2	0	.297
Mar 20	at Texas	*2b	2	2	1	0	1	0	0	1	0	0	2	0	0	0	0	4	3	0	.303
Mar 22	at Alabama	*2b	5	2	3	1	0	0	0	0	0	0	0	0	0	0	2	2	2	0	.324
Mar 23	at Alabama	*2b	2	0	0	0	0	0	0	1	0	0	0	0	0	1	0	1	4	0	.315
Mar 24	at Alabama	*2b	3	0	0	1	0	0	0	1	1	0	0	0	1	0	0	0	5	1	.303
Mar 26	at Missouri State	*2b	5	1	2	1	0	0	0	0	0	0	0	0	0	0	2	2	2	0	.309
Mar 29	OLE MISS	*2b	4	0	0	0	0	0	0	0	0	0	0	0	0	0	3	2	3	0	.294
Mar 30	OLE MISS	*2b	3	1	1	2	0	0	1	1	0	1	0	0	0	0	1	0	4	0	.295
Mar 31	OLE MISS	*2b	4	0	2	0	0	0	0	0	0	1	0	0	0	0	1	1	5	0	.304
Apr 02	LITTLE ROCK	*2b	2	2	2	3	0	0	1	2	0	0	1	0	0	0	0	1	2	1	.319
Apr 05	at Auburn-1	*2b	4	0	0	0	0	0	0	0	0	0	0	0	0	0	1	1	4	0	.306
Apr 05	at Auburn-2	*2b	5	1	0	0	0	0	0	2	0	0	0	1	0	0	2	3	5	0	.291
Apr 06	at Auburn	*2b	3	1	1	0	1	0	0	2	1	0	0	0	0	0	0	1	2	0	.292
Apr 09	ORAL ROBERTS	*3b/2b	6	0	2	1	0	0	0	0	0	0	0	0	0	0	1	1	2	0	.295
Apr 12	at Vanderbilt	*2b	2	1	2	0	0	0	0	2	0	0	0	0	0	0	0	0	2	0	.307
Apr 13	at Vanderbilt	*2b	4	0	0	0	0	0	0	0	0	0	0	0	0	1	0	2	4	0	.297
Apr 14	at Vanderbilt	*2b	4	2	2	1	1	0	0	2	0	0	0	0	0	0	0	0	2	0	.303
Apr 16	ARK - PINE BLUFF	*3b	4	1	2	3	0	1	1	1	0	0	0	0	0	0	0	1	2	0	.310
Apr 18	MISSISSIPPI ST.	*2b	4	0	1	0	1	0	0	0	0	0	0	0	0	0	2	1	2	0	.308
Apr 19	MISSISSIPPI ST.	*2b	5	1	0	1	0	0	0	1	0	0	0	0	0	1	3	0	2	0	.296
Apr 20	MISSISSIPPI ST.	*2b	3	2	1	0	0	0	0	1	0	0	0	0	0	0	1	1	5	0	.297
Apr 23	NORTHWESTERN ST.	*3b	5	2	2	3	0	0	1	1	0	0	0	0	0	0	0	0	4	0	.301
Apr 24	NORTHWESTERN ST.	*2b	5	1	1	2	0	1	0	0	0	0	0	0	0	0	2	3	3	0	.297
Apr 26	TENNESSEE	*2b	4	2	2	1	0	0	0	1	0	0	0	0	0	0	1	1	1	0	.303
Apr 27	TENNESSEE	*2b	5	0	1	0	0	0	0	0	0	0	0	0	0	0	2	1	0	0	.299
Apr 28	TENNESSEE	*2b	4	2	3	1	1	0	1	1	0	0	0	0	0	0	0	2	3	1	.311
Apr 30	GRAMBLING ST.	*3b/ss	4	1	1	1	0	0	0	1	1	0	1	0	0	0	2	1	2	0	.309
May 03	at Kentucky	*2b	3	0	0	0	0	0	0	0	0	0	2	0	0	0	2	0	4	0	.304
May 05	at Kentucky-1	*2b	4	1	2	0	0	0	0	0	0	0	0	0	0	0	1	1	1	0	.308
May 05	at Kentucky-2	*2b	3	0	1	0	0	0	0	0	0	0	0	0	0	0	1	1	2	0	.309
May 09	LSU	*2b	4	2	2	4	0	0	1	1	1	0	0	0	0	0	0	0	3	0	.313
May 10	LSU	*2b	3	0	1	0	1	0	0	1	0	0	1	0	0	0	0	4	2	0	.313
May 11	LSU	*2b	3	0	1	0	0	0	0	1	0	0	0	0	0	1	0	2	7	0	.314
May 16	at Texas A&M	*2b	4	1	2	1	1	0	1	0	0	0	0	0	0	0	2	0	4	0	.317
May 17	at Texas A&M	*2b/3b	4	1	2	2	0	0	1	0	0	0	0	0	0	0	1	0	3	2	.321
May 18	at Texas A&M	*2b	4	0	1	0	0	0	0	0	0	0	0	0	0	0	0	2	3	0	.320
May 22	vs Ole Miss	*2b	4	0	1	3	0	0	0	0	0	0	0	0	0	0	0	0	2	0	.318
May 23	vs Georgia	*2b	4	0	1	0	0	0	0	0	0	1	0	0	0	0	0	1	2	0	.317
May 24	vs Ole Miss	*3b/2b	4	0	0	0	0	0	0	0	0	0	0	0	0	0	1	0	1	0	.311
May 31	CENTRAL CONNECTI	*2b	3	2	2	0	0	0	0	1	0	0	0	0	0	0	1	1	1	0	.316
Jun 01	TCU	*2b	3	1	2	0	1	0	0	1	0	0	0	0	0	0	0	2	3	0	.321
Jun 02	TCU	*2b	4	0	2	2	1	0	0	0	0	0	0	0	0	0	1	0	3	0	.324
Totals		60gs	219	53	71	50	10	4	12	40	8	3	8	1	3	4	51	68	173	6	.324

On base pct. .441 • Slugging pct. .571



# || INDIVIDUAL GAME-BY-GAME

## 2019 Arkansas Baseball Individual Game-by-Game for Arkansas (as of Jun 07, 2019)

#8 Jordan McFarland - 24 games (All games)

Date	Opponent	Pos	AB	R	H	RBI	2B	3B	HR	BB	SB	CS	HBP	SAC	SF	GDP	K	PO	A	E	Avg
Feb 16	EASTERN ILLINOIS-2	*dh	4	2	2	3	0	0	0	1	1	0	0	0	0	0	1	0	0	0	.500
Feb 17	EASTERN ILLINOIS	*dh	1	0	0	1	0	0	0	0	0	0	0	0	1	0	0	0	0	0	.400
Feb 22	at USC	ph/dh	2	0	1	0	0	0	0	0	0	0	0	0	0	0	1	0	0	0	.429
Feb 23	at USC	*dh	5	0	0	0	0	0	0	0	0	0	0	0	0	0	3	0	0	0	.250
Mar 01	STONY BROOK-2	*dh	3	0	0	0	0	0	0	0	0	0	0	0	0	0	2	0	0	0	.200
Mar 02	STONY BROOK	ph/1b	0	0	0	0	0	0	0	1	0	0	0	0	0	0	0	2	0	0	.200
Mar 06	CHARLOTTE	1b	1	0	0	0	0	0	0	0	0	0	0	0	0	0	0	4	0	0	.188
Mar 12	WESTERN ILLINOIS	*1b	3	0	1	1	0	0	0	0	0	0	0	0	1	0	0	6	0	0	.211
Mar 13	WESTERN ILLINOIS	*dh	5	0	0	0	0	0	0	0	0	0	0	0	0	0	2	0	0	0	.167
Mar 20	at Texas	*dh	4	1	0	0	0	0	0	0	0	0	1	0	0	0	2	0	0	0	.143
Mar 26	at Missouri State	ph	1	0	0	0	0	0	0	0	0	0	0	0	0	0	0	0	0	0	.138
Apr 02	LITTLE ROCK	ph	1	0	0	0	0	0	0	0	0	0	0	0	0	0	0	0	0	0	.133
Apr 09	ORAL ROBERTS	*1b	2	1	0	0	0	0	0	1	0	0	0	0	0	0	2	3	0	0	.125
Apr 13	at Vanderbilt	1b	2	0	1	0	0	0	0	0	0	0	0	0	0	0	0	4	1	0	.147
Apr 16	ARK.- PINE BLUFF	*1b	4	0	2	1	0	0	0	1	1	0	0	0	0	0	0	6	0	0	.184
Apr 20	MISSISSIPPI ST.	*dh	3	2	2	1	0	0	0	0	0	0	1	0	0	0	0	0	0	0	.220
Apr 23	NORTHWESTERN ST.	*1b	6	2	2	3	0	0	1	0	0	0	0	0	0	0	2	6	1	0	.234
Apr 27	TENNESSEE	*dh	3	3	2	1	1	0	1	1	0	0	1	0	0	0	1	0	0	0	.260
Apr 28	TENNESSEE	*dh	4	1	1	0	0	0	0	0	0	0	0	0	0	0	2	0	0	0	.259
Apr 30	GRAMBLING ST.	*1b	3	1	1	1	0	0	0	1	0	0	0	0	1	0	0	7	0	0	.263
May 10	LSU	pr	0	1	0	0	0	0	0	0	0	0	0	0	0	0	0	0	0	0	.263
May 11	LSU	ph	1	0	0	0	0	0	0	0	0	0	0	0	0	0	1	0	0	0	.259
May 17	at Texas A&M	ph/1b	2	0	0	0	0	0	0	0	0	0	0	0	0	0	2	3	0	0	.250
May 24	vs Ole Miss	*1b	3	0	0	0	0	0	0	0	0	0	0	0	0	0	1	4	1	0	.238
Totals		15gs	63	14	15	12	1	0	2	6	2	0	3	0	3	0	22	45	3	0	.238

On base pct. .320 • Slugging pct. .349

2019 Arkansas Baseball  
Individual Game-by-Game for Arkansas (as of Jun 07, 2019)

#5 Jacob Nesbit - 59 games (All games)

Date	Opponent	Pos	AB	R	H	RBI	2B	3B	HR	BB	SB	CS	HBP	SAC	SF	GDP	K	PO	A	E	Avg
Feb 16	EASTERN ILLINOIS-1	*3b	4	1	2	0	0	0	0	1	0	0	0	0	0	0	0	0	3	0	.500
Feb 16	EASTERN ILLINOIS-2	*3b	4	1	2	3	0	0	0	0	0	0	0	0	0	0	1	1	2	0	.500
Feb 17	EASTERN ILLINOIS	*3b	2	0	0	0	0	0	0	0	0	0	0	2	0	0	1	0	1	0	.400
Feb 21	at USC	*3b	3	1	0	0	0	0	0	1	0	0	0	0	0	1	1	0	1	0	.308
Feb 22	at USC	*3b	4	1	0	0	0	0	0	1	0	0	0	0	0	0	3	2	1	0	.235
Feb 23	at USC	*3b	5	1	2	0	0	0	0	0	0	0	0	0	0	0	0	0	0	0	.273
Feb 27	MEMPHIS	*3b/2b	2	1	0	1	0	0	0	1	1	0	0	0	1	0	0	2	0	0	.250
Mar 01	STONY BROOK-1	*3b	2	0	0	0	0	0	0	1	0	0	0	0	0	0	0	0	0	0	.231
Mar 01	STONY BROOK-2	*3b	4	0	1	1	0	0	0	0	0	0	0	0	0	0	1	0	1	0	.233
Mar 02	STONY BROOK	*3b	2	1	0	0	0	0	0	1	0	0	0	0	0	0	2	0	0	0	.219
Mar 06	CHARLOTTE	*3b	2	1	1	1	0	0	0	0	0	0	0	1	0	0	0	1	0	0	.235
Mar 08	LOUISIANA TECH	*3b	3	0	1	0	0	0	0	1	0	0	0	0	0	0	0	0	2	0	.243
Mar 09	LOUISIANA TECH	*3b/2b	5	1	1	0	0	0	0	0	0	0	0	0	0	0	2	0	3	1	.238
Mar 10	LOUISIANA TECH	*3b	2	1	2	2	0	0	0	0	0	0	0	0	1	0	0	0	1	0	.273
Mar 12	WESTERN ILLINOIS	*3b	4	0	2	1	0	0	0	0	0	0	0	0	0	0	1	1	1	0	.292
Mar 13	WESTERN ILLINOIS	*3b	3	1	2	1	0	0	0	1	1	0	0	1	0	0	0	0	2	0	.314
Mar 15	MISSOURI	*3b	2	0	1	1	0	0	0	0	0	0	0	0	1	0	1	0	1	1	.321
Mar 16	MISSOURI	*3b	3	1	1	0	0	0	0	0	0	0	0	0	0	0	0	0	1	0	.321
Mar 17	MISSOURI	*3b	3	1	1	0	0	0	0	0	0	0	0	0	0	0	0	0	1	0	.322
Mar 19	at Texas	*3b	3	2	1	2	1	0	0	1	0	0	0	0	0	0	0	0	1	0	.323
Mar 20	at Texas	*3b	4	1	3	2	1	0	0	0	1	1	1	0	0	0	1	1	1	0	.348
Mar 22	at Alabama	*3b	4	1	2	3	1	0	1	0	0	0	0	0	0	0	1	0	1	0	.357
Mar 23	at Alabama	*3b	3	0	1	0	0	0	0	0	0	1	0	0	0	0	0	3	2	1	.356
Mar 24	at Alabama	*3b	5	0	1	0	0	0	0	0	1	0	0	0	0	0	1	0	0	0	.346
Mar 26	at Missouri State	*3b	5	0	1	2	0	0	0	0	0	0	0	0	0	0	3	1	3	0	.337
Mar 29	OLE MISS	*3b	3	1	0	0	0	0	0	1	0	0	0	0	0	0	2	1	3	0	.326
Mar 30	OLE MISS	*3b	4	0	1	0	1	0	0	0	0	0	0	0	0	0	3	0	0	0	.322
Mar 31	OLE MISS	*3b	4	0	0	0	0	0	0	0	0	0	0	0	0	0	1	0	0	0	.309
Apr 02	LITTLE ROCK	*3b	4	0	0	0	0	0	0	1	0	0	0	0	0	0	0	1	2	0	.296
Apr 05	at Auburn-1	*3b	2	0	1	1	0	0	0	1	0	0	0	0	1	0	0	0	2	0	.300
Apr 05	at Auburn-2	*3b	6	0	0	0	0	0	0	2	0	0	0	0	0	0	2	0	4	0	.283
Apr 06	at Auburn	*3b	4	0	1	2	0	0	0	1	1	0	0	0	0	0	1	0	0	0	.282
Apr 09	ORAL ROBERTS	*3b	2	0	1	1	0	0	0	0	0	0	0	0	1	0	0	0	1	0	.286
Apr 12	at Vanderbilt	*3b	3	0	0	1	0	0	0	1	0	0	0	0	0	0	0	0	0	0	.278
Apr 13	at Vanderbilt	*3b	4	1	1	0	1	0	0	0	0	0	0	0	0	0	1	0	1	0	.277
Apr 14	at Vanderbilt	*3b	4	2	2	2	1	0	0	1	0	0	0	0	1	0	1	0	3	0	.285
Apr 18	MISSISSIPPI ST.	*3b	4	0	0	0	0	0	0	0	0	0	0	0	0	0	2	0	3	0	.276
Apr 19	MISSISSIPPI ST.	*3b	3	2	1	1	0	0	0	2	0	0	0	0	0	0	1	1	1	0	.277
Apr 20	MISSISSIPPI ST.	*3b	4	1	2	4	0	0	1	0	0	0	0	0	1	0	0	1	0	0	.284
Apr 24	NORTHWESTERN ST.	*3b	3	0	1	1	0	0	0	0	0	0	0	0	1	0	1	0	5	0	.285
Apr 26	TENNESSEE	*3b	3	1	3	6	1	0	1	1	1	0	0	0	1	0	0	0	1	0	.300
Apr 27	TENNESSEE	*3b	5	0	0	0	0	0	0	0	0	0	0	0	0	0	0	1	2	0	.290
Apr 28	TENNESSEE	*3b	5	0	0	0	0	0	0	0	0	0	0	0	0	0	2	0	2	0	.280
Apr 30	GRAMBLING ST.	*3b	0	1	0	0	0	0	0	0	0	0	1	0	0	0	0	0	0	0	.280
May 03	at Kentucky	*3b	4	0	0	1	0	0	0	0	0	0	0	0	0	0	1	2	1	0	.273
May 05	at Kentucky-1	*3b	3	2	1	0	0	0	0	1	0	0	0	0	0	0	0	0	0	0	.274
May 05	at Kentucky-2	*3b	1	0	0	0	0	0	0	2	0	0	0	0	0	0	0	0	0	0	.272
May 09	LSU	*3b	4	2	2	0	0	0	0	1	0	0	0	0	0	0	2	1	2	0	.278
May 10	LSU	*3b	5	0	1	1	0	0	0	0	0	0	0	0	0	0	2	0	1	0	.275
May 11	LSU	*3b	2	0	0	0	0	0	0	0	0	0	0	1	0	0	0	0	1	0	.272
May 16	at Texas A&M	*3b	4	0	0	0	0	0	0	0	0	0	0	0	0	0	3	1	1	0	.266
May 17	at Texas A&M	*3b	2	0	0	0	0	0	0	0	0	0	0	0	0	0	1	0	0	0	.263
May 18	at Texas A&M	*3b	3	0	0	0	0	0	0	0	0	0	0	0	0	0	1	0	3	1	.258
May 22	vs Ole Miss	*3b	2	1	1	0	1	0	0	0	0	0	0	1	0	0	1	0	1	0	.261
May 23	vs Georgia	*3b	3	1	1	0	1	0	0	1	0	0	0	0	0	0	1	1	0	0	.262
May 24	vs Ole Miss	*3b	1	0	0	0	0	0	0	0	0	0	0	0	0	0	0	0	0	0	.261
May 31	CENTRAL CONNECTI	*3b	3	1	1	0	0	0	0	1	0	1	0	0	0	0	0	0	2	0	.262
Jun 01	TCU	*3b	4	0	1	0	0	0	0	0	0	0	0	0	0	0	2	0	1	0	.262
Jun 02	TCU	*3b	3	0	1	0	0	0	0	0	1	0	0	0	0	0	0	0	3	0	.263
Totals		56gs	194	33	51	41	9	0	3	26	7	3	2	6	8	2	50	21	76	4	.263

On base pct. .343 • Slugging pct. .356



# || INDIVIDUAL GAME-BY-GAME

## 2019 Arkansas Baseball Individual Game-by-Game for Arkansas (as of Jun 07, 2019)

#10 Matt Goodheart - 53 games (All games)

Date	Opponent	Pos	AB	R	H	RBI	2B	3B	HR	BB	SB	CS	HBP	SAC	SF	GDP	K	PO	A	E	Avg
Feb 16	EASTERN ILLINOIS-1	*dh	4	1	2	1	0	0	0	1	0	0	0	0	0	0	0	0	0	0	.500
Feb 16	EASTERN ILLINOIS-2	*of	2	0	1	0	1	0	0	0	0	0	0	1	0	0	0	2	0	0	.500
Feb 17	EASTERN ILLINOIS	*of	3	0	0	0	0	0	0	1	0	0	0	0	0	0	1	2	0	0	.333
Feb 21	at USC	*dh	5	0	1	1	0	0	0	0	0	1	0	0	0	0	3	0	0	0	.286
Feb 22	at USC	*dh	3	0	0	0	0	0	0	0	0	0	0	0	0	0	0	0	0	0	.235
Mar 01	STONY BROOK-1	*dh	3	0	1	0	0	0	0	0	0	0	0	0	0	0	1	0	0	0	.250
Mar 01	STONY BROOK-2	ph	1	0	0	0	0	0	0	0	0	0	0	0	0	0	1	0	0	0	.238
Mar 06	CHARLOTTE	ph/of	1	0	0	0	0	0	0	0	0	0	0	0	0	0	1	0	0	0	.227
Mar 08	LOUISIANA TECH	*dh	3	0	0	0	0	0	0	0	0	0	0	0	0	0	0	0	0	0	.200
Mar 10	LOUISIANA TECH	ph	1	1	1	1	0	0	0	0	1	0	0	0	0	0	0	0	0	0	.231
Mar 12	WESTERN ILLINOIS	ph/dh	2	0	0	0	0	0	0	0	0	0	0	0	0	0	2	0	0	0	.214
Mar 13	WESTERN ILLINOIS	ph	1	0	1	1	0	0	0	0	0	0	0	0	0	0	0	0	0	0	.241
Mar 15	MISSOURI	*dh	3	1	2	1	2	0	0	1	0	0	0	0	0	0	0	0	0	0	.281
Mar 16	MISSOURI	*dh	3	1	2	0	0	0	0	0	0	0	0	0	0	0	0	0	0	0	.314
Mar 17	MISSOURI	*dh	2	0	0	0	0	0	0	1	1	0	0	0	0	0	0	0	0	0	.297
Mar 19	at Texas	*dh	5	1	2	1	0	0	0	0	0	0	0	0	0	0	1	0	0	0	.310
Mar 20	at Texas	ph	1	0	0	0	0	0	0	0	0	0	0	0	0	0	1	0	0	0	.302
Mar 22	at Alabama	*dh	5	2	3	0	1	0	0	0	0	0	0	0	0	0	1	0	0	0	.333
Mar 24	at Alabama	*dh	3	0	2	1	1	0	0	1	1	0	1	0	0	0	0	0	0	0	.353
Mar 26	at Missouri State	*dh	3	1	1	2	0	0	0	1	1	0	0	0	0	0	0	0	0	0	.352
Mar 29	OLE MISS	*dh	3	0	2	3	0	0	0	1	0	0	0	0	0	0	0	0	0	0	.368
Mar 30	OLE MISS	*dh	3	1	0	0	0	0	0	1	0	0	0	0	0	0	2	0	0	0	.350
Mar 31	OLE MISS	*dh	3	0	1	0	0	0	0	1	0	0	0	0	0	1	0	0	0	0	.349
Apr 02	LITTLE ROCK	*dh	5	1	2	1	0	0	0	0	0	0	0	0	0	0	2	0	0	0	.353
Apr 05	at Auburn-1	*dh	4	0	2	0	0	0	0	0	0	0	0	0	0	0	1	0	0	0	.361
Apr 05	at Auburn-2	ph/dh	5	0	3	2	2	0	0	1	0	0	0	0	0	0	1	0	0	0	.377
Apr 06	at Auburn	*dh	5	0	1	0	0	0	0	0	0	1	0	0	0	0	0	0	0	0	.366
Apr 09	ORAL ROBERTS	*dh	4	1	2	4	0	0	1	2	0	0	0	0	0	0	0	0	0	0	.372
Apr 12	at Vanderbilt	*dh	3	0	1	0	1	0	0	1	0	0	0	0	0	0	0	0	0	0	.371
Apr 13	at Vanderbilt	*dh	3	0	3	0	2	0	0	1	0	0	0	0	0	0	0	0	0	0	.391
Apr 14	at Vanderbilt	*dh	5	2	2	2	0	1	0	1	0	0	0	0	0	0	1	0	0	0	.392
Apr 16	ARK.-PINE BLUFF	*dh	2	3	2	1	0	0	0	3	0	0	0	0	0	0	0	0	0	0	.404
Apr 18	MISSISSIPPI ST.	*dh	4	0	1	1	0	0	0	0	0	0	0	0	0	0	1	0	0	0	.398
Apr 19	MISSISSIPPI ST.	*dh	3	0	1	1	0	1	0	3	0	0	0	0	0	0	1	0	0	0	.396
Apr 20	MISSISSIPPI ST.	*of	4	1	1	1	0	0	0	1	0	0	0	0	0	0	1	2	0	0	.391
Apr 23	NORTHWESTERN ST.	*dh	4	3	2	3	1	0	0	2	1	0	0	0	0	0	1	0	0	0	.395
Apr 24	NORTHWESTERN ST.	*dh	3	1	0	0	0	0	0	2	0	0	0	0	0	0	1	0	0	0	.385
Apr 26	TENNESSEE	*dh	5	1	2	1	0	0	0	0	0	0	0	0	0	0	2	0	0	0	.385
May 03	at Kentucky	*dh	4	1	1	0	1	0	0	1	0	0	0	0	0	0	2	0	0	0	.381
May 05	at Kentucky-1	*dh	4	1	1	0	0	0	0	0	0	0	0	0	0	0	1	0	0	0	.377
May 05	at Kentucky-2	*dh	3	0	2	2	0	0	0	1	0	0	0	0	0	0	1	0	0	0	.383
May 09	LSU	*dh	5	1	0	1	0	0	0	0	0	0	0	0	0	0	0	0	0	0	.370
May 10	LSU	*dh	5	0	1	2	0	0	0	0	0	0	0	0	0	0	1	0	0	0	.364
May 11	LSU	*dh	4	1	1	1	1	0	0	0	0	0	0	0	0	0	0	0	0	0	.361
May 16	at Texas A&M	*dh	4	1	1	1	0	0	1	1	0	0	0	0	0	0	3	0	0	0	.358
May 17	at Texas A&M	*dh	4	0	1	0	0	0	0	0	0	0	0	0	0	0	1	0	0	0	.355
May 18	at Texas A&M	*dh	4	0	1	0	0	0	0	0	0	0	0	0	0	0	1	0	0	0	.352
May 22	vs Ole Miss	*dh	4	0	1	1	0	0	0	0	0	0	0	0	0	0	0	0	0	0	.350
May 23	vs Georgia	*dh	4	0	0	0	0	0	0	0	0	0	0	0	0	0	2	0	0	0	.341
May 24	vs Ole Miss	*dh	3	1	2	2	0	0	1	1	0	0	0	0	0	0	0	0	0	0	.347
May 31	CENTRAL CONNECTI	*dh	4	1	1	1	1	0	0	1	0	0	0	0	0	0	0	0	0	0	.345
Jun 01	TCU	*dh	3	0	0	0	0	0	0	2	0	0	0	0	0	0	1	0	0	0	.339
Jun 02	TCU	*dh	4	2	3	2	0	0	1	0	0	0	0	0	0	0	0	0	0	0	.348
Totals		46gs	181	31	63	42	14	2	4	33	5	2	1	1	0	1	39	6	0	0	.348

On base pct. .451 • Slugging pct. .514



2019 Arkansas Baseball  
Individual Game-by-Game for Arkansas (as of Jun 07, 2019)

#4 Trevor Ezell - 61 games (All games)

Date	Opponent	Pos	AB	R	H	RBI	2B	3B	HR	BB	SB	CS	HBP	SAC	SF	GDP	K	PO	A	E	Avg
Feb 16	EASTERN ILLINOIS-1	*1b	4	3	3	3	2	0	1	1	0	0	0	0	0	0	0	13	0	0	.750
Feb 16	EASTERN ILLINOIS-2	*1b	4	1	1	2	0	0	0	0	1	0	0	0	1	0	1	6	0	0	.500
Feb 17	EASTERN ILLINOIS	*1b	2	0	1	0	0	0	0	2	0	0	0	0	0	0	0	8	0	0	.500
Feb 21	at USC	*1b	4	1	2	0	0	0	0	1	2	0	0	0	0	0	0	4	1	0	.500
Feb 22	at USC	*1b	2	2	0	0	0	0	0	3	1	0	0	0	0	0	0	11	0	0	.438
Feb 23	at USC	*1b	5	0	1	0	0	0	0	0	0	0	0	0	0	0	3	6	4	0	.381
Feb 27	MEMPHIS	*1b	5	1	3	1	0	0	0	0	2	0	0	0	0	0	1	5	0	0	.423
Mar 01	STONY BROOK-1	*1b	4	1	1	1	0	1	0	0	0	0	0	0	0	1	1	4	1	0	.400
Mar 01	STONY BROOK-2	*1b	3	0	2	0	0	0	0	0	0	0	0	1	0	0	0	10	0	0	.424
Mar 02	STONY BROOK	*1b	4	2	2	3	0	0	1	0	0	0	0	0	0	0	0	4	1	0	.432
Mar 06	CHARLOTTE	*1b	3	2	1	1	0	0	1	1	0	0	0	0	0	0	1	7	0	0	.425
Mar 08	LOUISIANA TECH	*1b	2	1	0	0	0	0	0	1	0	0	0	1	0	0	1	7	0	0	.405
Mar 09	LOUISIANA TECH	*1b	5	0	1	0	0	0	0	0	0	0	0	0	0	0	1	11	1	1	.383
Mar 10	LOUISIANA TECH	*1b	4	0	0	0	0	0	0	0	0	0	0	1	0	0	1	4	0	0	.353
Mar 12	WESTERN ILLINOIS	*2b	3	1	1	1	0	0	0	0	0	0	0	0	0	0	0	1	2	1	.352
Mar 13	WESTERN ILLINOIS	*1b	4	1	2	1	1	0	0	1	1	0	0	0	0	0	0	9	1	0	.362
Mar 15	MISSOURI	*1b	4	1	1	0	0	0	0	0	0	0	0	0	0	0	1	6	1	0	.355
Mar 16	MISSOURI	*1b	3	0	1	0	0	0	0	0	0	0	0	1	0	0	1	10	0	0	.354
Mar 17	MISSOURI	*1b	4	0	0	0	0	0	0	0	0	0	0	0	0	0	0	8	1	0	.333
Mar 19	at Texas	*1b	4	1	0	0	0	0	0	1	1	0	0	0	0	0	1	8	1	0	.315
Mar 20	at Texas	*1b	3	1	2	0	0	0	0	1	0	0	0	1	0	0	0	8	0	0	.329
Mar 22	at Alabama	*1b	5	1	1	1	1	0	0	0	0	0	0	0	0	0	3	5	0	0	.321
Mar 23	at Alabama	*1b	2	0	0	0	0	0	0	2	0	0	0	0	0	0	0	8	0	0	.313
Mar 24	at Alabama	*1b	4	2	2	1	2	0	0	1	0	0	0	0	0	0	1	8	2	0	.322
Mar 26	at Missouri State	*1b	2	2	0	0	0	0	0	2	1	0	1	0	0	0	1	5	1	0	.315
Mar 29	OLE MISS	*1b	2	1	0	0	0	0	0	2	0	0	0	0	0	0	1	6	1	0	.308
Mar 30	OLE MISS	*1b	4	0	0	0	0	0	0	0	0	0	0	0	0	1	2	11	0	0	.295
Mar 31	OLE MISS	*1b	3	1	0	0	0	0	0	1	0	0	0	0	0	0	1	6	0	0	.286
Apr 02	LITTLE ROCK	*1b	5	0	3	0	0	0	0	1	0	0	0	0	0	0	1	8	1	0	.301
Apr 05	at Auburn-1	*1b	4	1	1	0	1	0	0	1	0	0	0	0	0	0	1	9	0	0	.299
Apr 05	at Auburn-2	*1b	6	1	2	4	0	0	1	1	0	1	0	0	1	0	1	20	0	0	.301
Apr 06	at Auburn	*1b	3	1	1	3	0	0	1	2	0	0	0	0	0	0	0	12	0	0	.302
Apr 09	ORAL ROBERTS	*2b/1b	5	2	1	1	1	0	0	1	0	0	0	0	0	0	1	3	0	0	.298
Apr 12	at Vanderbilt	*1b	5	0	0	0	0	0	0	0	0	0	0	0	0	0	3	3	1	0	.286
Apr 13	at Vanderbilt	*1b	2	0	0	0	0	0	0	0	0	0	0	0	0	0	2	3	1	0	.281
Apr 14	at Vanderbilt	*1b	6	1	3	3	2	0	0	0	0	0	0	0	0	0	0	8	1	0	.291
Apr 16	ARK - PINE BLUFF	*2b	4	4	3	0	0	1	0	1	0	0	0	0	0	0	0	1	1	0	.304
Apr 18	MISSISSIPPI ST.	*1b	2	1	0	0	0	0	0	1	0	0	0	1	0	0	0	9	0	0	.300
Apr 19	MISSISSIPPI ST.	*1b	3	3	0	0	0	0	0	3	0	0	0	0	0	0	1	9	1	0	.294
Apr 20	MISSISSIPPI ST.	*1b	4	1	1	1	1	0	0	1	0	0	0	0	0	0	0	12	1	0	.293
Apr 23	NORTHWESTERN ST.	*2b	3	2	0	1	0	0	0	1	0	0	1	0	1	0	1	2	1	0	.287
Apr 24	NORTHWESTERN ST.	*1b	3	1	2	0	0	0	0	2	1	0	0	0	0	0	0	12	0	0	.294
Apr 26	TENNESSEE	*1b	5	2	3	1	0	0	1	0	1	0	0	0	0	1	0	6	0	0	.304
Apr 27	TENNESSEE	*1b	5	3	3	2	1	0	0	1	0	0	0	0	0	0	0	9	0	0	.313
Apr 28	TENNESSEE	*1b	4	0	1	0	0	0	0	1	2	0	0	0	0	0	1	12	2	0	.311
Apr 30	GRAMBLING ST.	*2b	3	6	3	2	1	0	0	3	1	0	0	0	0	0	0	3	3	0	.324
May 03	at Kentucky	*1b	5	1	1	0	1	0	0	0	0	0	0	0	0	0	1	6	0	0	.320
May 05	at Kentucky-1	*1b	3	0	2	2	1	0	0	2	1	0	0	0	0	0	0	3	2	0	.326
May 05	at Kentucky-2	*1b	4	1	2	1	2	0	0	0	0	0	0	0	0	0	2	4	2	0	.330
May 09	LSU	*1b	4	2	1	2	0	0	1	1	1	0	0	0	1	0	1	14	0	0	.328
May 10	LSU	*1b	4	2	1	0	1	0	0	0	0	0	1	0	0	0	0	6	0	0	.326
May 11	LSU	*1b	4	1	1	0	0	0	0	1	1	0	0	0	0	0	2	11	0	0	.325
May 16	at Texas A&M	*1b	5	1	2	3	1	0	1	0	0	0	0	0	0	0	2	8	0	0	.327
May 17	at Texas A&M	*1b/2b	5	0	0	0	0	0	0	0	0	0	0	0	0	0	3	4	0	0	.319
May 18	at Texas A&M	*1b	3	0	0	0	0	0	0	1	0	0	0	0	0	0	2	9	0	0	.314
May 22	vs Ole Miss	*1b	4	0	1	0	0	0	0	0	0	0	0	0	0	0	0	7	0	0	.313
May 23	vs Georgia	*1b	4	0	0	0	0	0	0	0	0	0	0	0	0	0	2	9	0	0	.307
May 24	vs Ole Miss	*2b/1b	3	1	1	0	0	0	0	2	1	0	0	0	0	0	2	3	1	0	.307
May 31	CENTRAL CONNECTI	*1b	5	2	3	3	0	0	1	0	1	0	0	0	0	0	0	13	0	1	.314
Jun 01	TCU	*1b	5	0	4	1	3	0	0	0	0	0	0	0	0	0	1	7	0	0	.325
Jun 02	TCU	*1b	4	1	1	0	0	0	0	0	0	0	0	0	0	0	3	8	0	0	.323
Totals		61gs	232	67	75	45	22	2	9	47	19	1	3	6	4	3	55	452	36	3	.323

On base pct. .437 • Slugging pct. .552



# || INDIVIDUAL GAME-BY-GAME

## 2019 Arkansas Baseball Individual Game-by-Game for Arkansas (as of Jun 07, 2019)

### #17 Trey Harris - 15 games (All games)

Date	Opponent	Pos	AB	R	H	RBI	2B	3B	HR	BB	SB	CS	HBP	SAC	SF	GDP	K	PO	A	E	Avg
Feb 27	MEMPHIS	*dh	3	1	0	0	0	0	0	2	0	0	0	0	0	0	0	0	0	0	.000
Mar 02	STONY BROOK	*dh	4	2	1	0	0	0	0	0	0	0	1	0	0	0	0	0	0	0	.143
Mar 06	CHARLOTTE	*dh	2	1	1	0	0	0	0	0	0	0	1	1	0	0	0	0	0	0	.222
Mar 08	LOUISIANA TECH	ph	1	0	1	2	1	0	0	0	0	0	0	0	0	0	0	0	0	0	.300
Mar 09	LOUISIANA TECH	*dh	5	0	2	1	1	0	0	0	0	0	0	0	0	0	1	0	0	0	.333
Mar 10	LOUISIANA TECH	*dh	3	0	0	0	0	0	0	0	0	0	0	0	0	0	0	0	0	0	.278
Mar 12	WESTERN ILLINOIS	*dh	2	0	0	0	0	0	0	0	0	0	0	0	0	0	1	0	0	0	.250
Mar 13	WESTERN ILLINOIS	ph	1	0	1	1	0	0	0	0	0	0	0	0	0	0	0	0	0	0	.286
Mar 23	at Alabama	*dh	4	0	1	0	1	0	0	0	0	0	0	0	0	0	0	0	0	0	.280
Mar 26	at Missouri State	ph	1	0	1	1	0	0	0	0	0	0	0	0	0	0	0	0	0	0	.308
Apr 02	LITTLE ROCK	ph	1	0	0	0	0	0	0	0	0	0	0	0	0	0	1	0	0	0	.296
Apr 05	at Auburn-2	*dh	2	0	0	0	0	0	0	0	0	0	0	0	0	0	1	0	0	0	.276
Apr 16	ARK.-PINE BLUFF	ph/of	2	0	0	0	0	0	0	0	0	0	0	0	0	0	0	0	0	0	.258
Apr 23	NORTHWESTERN ST.	of	1	1	1	0	0	0	0	0	0	0	0	0	0	0	0	1	0	1	.281
Apr 30	GRAMBLING ST.	*dh	3	0	0	1	0	0	0	1	0	0	0	0	1	0	2	0	0	0	.257
Totals		9gs	35	5	9	6	3	0	0	3	0	0	2	1	1	0	6	1	0	1	.257

On base pct. .341 • Slugging pct. .343

### #48 Zack Plunkett - 25 games (All games)

Date	Opponent	Pos	AB	R	H	RBI	2B	3B	HR	BB	SB	CS	HBP	SAC	SF	GDP	K	PO	A	E	Avg
Feb 16	EASTERN ILLINOIS-2	*c	5	1	2	1	1	0	0	0	0	0	0	0	0	0	3	11	1	0	.400
Feb 23	at USC	*c	3	0	1	0	0	0	0	0	0	0	0	0	0	0	1	3	1	0	.375
Feb 27	MEMPHIS	*c	2	0	0	0	0	0	0	0	0	0	0	0	0	0	0	6	1	0	.300
Mar 01	STONY BROOK-2	*c	3	0	0	0	0	0	0	1	0	0	0	0	0	0	1	11	0	1	.231
Mar 02	STONY BROOK	c	0	0	0	0	0	0	0	1	0	0	0	0	0	0	0	3	0	0	.231
Mar 06	CHARLOTTE	ph/c	0	0	0	0	0	0	0	0	0	0	1	0	0	0	0	2	1	0	.231
Mar 09	LOUISIANA TECH	*c	4	1	1	2	0	0	1	0	0	0	0	0	1	0	2	8	0	0	.235
Mar 13	WESTERN ILLINOIS	*c	3	2	0	0	0	0	0	1	0	0	1	0	0	0	0	9	1	0	.200
Mar 20	at Texas	*c	2	0	1	1	0	0	0	1	0	0	0	1	0	0	1	6	0	1	.227
Mar 22	at Alabama	ph/c	0	1	0	0	0	0	0	0	0	0	1	0	0	0	0	1	0	0	.227
Mar 23	at Alabama	c	1	0	0	0	0	0	0	0	0	0	0	0	0	0	1	0	0	0	.217
Mar 26	at Missouri State	*c	2	0	1	0	0	0	0	0	0	0	0	0	0	0	1	6	0	0	.240
Apr 02	LITTLE ROCK	*c	0	1	0	1	0	0	0	2	0	0	1	0	1	0	0	8	0	0	.240
Apr 05	at Auburn-2	*c	1	0	0	0	0	0	0	2	0	0	0	0	0	0	1	1	2	0	.231
Apr 09	ORAL ROBERTS	*c	0	1	0	0	0	0	0	3	0	0	0	0	0	0	0	3	0	0	.231
Apr 13	at Vanderbilt	c	2	1	1	0	0	0	0	0	0	0	0	0	0	0	0	5	0	0	.250
Apr 16	ARK.-PINE BLUFF	*c	3	1	0	0	0	0	0	1	0	0	0	0	0	0	2	8	3	0	.226
Apr 23	NORTHWESTERN ST.	*c	4	1	3	1	3	0	2	0	0	0	0	0	0	0	0	8	0	0	.286
Apr 24	NORTHWESTERN ST.	*c	2	0	0	0	0	0	0	0	0	0	0	0	0	0	1	3	1	1	.270
Apr 27	TENNESSEE	c	1	1	1	0	1	0	0	0	0	0	0	0	0	0	0	2	1	0	.289
Apr 30	GRAMBLING ST.	*c	4	1	1	3	0	0	1	1	0	0	0	0	0	0	3	14	1	1	.286
May 09	LSU	ph/c	1	0	0	0	0	0	0	0	0	0	0	0	0	0	0	0	1	0	.279
May 18	at Texas A&M	ph	1	0	0	0	0	0	0	0	0	0	0	0	0	0	1	0	0	0	.273
May 23	vs Georgia	ph	1	0	1	0	0	0	0	0	0	0	0	0	0	0	0	0	0	0	.289
May 24	vs Ole Miss	*c	4	0	0	0	0	0	0	0	0	0	0	0	0	0	0	3	2	0	.265
Totals		16gs	49	12	13	9	5	0	2	15	0	0	4	1	2	0	18	121	16	4	.265

On base pct. .457 • Slugging pct. .490



## QUICK FACTS

### GENERAL INFORMATION

Location..... Fayetteville, Arkansas  
 Founded.....1871  
 Enrollment.....27,558  
 Nickname.....Razorbacks  
 School Colors.....Cardinal (PMS 201) and White  
 Conference.....Southeastern (Western Division)  
 System President.....Dr. Donald R. Bobbitt (Arkansas, 1980)  
 Chancellor.....Dr. Joseph E. Steinmetz (Central Michigan, 1977)  
 Athletic Director.....Hunter Yurachek (Guilford College, 1990)  
 Faculty Athletic Rep.....Gerald Jordan (Arkansas, 1970)  
 Athletics Website.....ArkansasRazorbacks.com  
 Ticket Office Phone.....1-800-982-HOGS  
 Athletic Department Phone.....(479) 575-6533

### COACHING STAFF

Head Coach.....Dave Van Horn (Arkansas, 1988)  
 Record at Arkansas.....643-364 (16 seasons, .639)  
 Overall Division I Record.....963-521 (24 seasons, .649)  
 Overall as a Head Coach.....1,228-604 (30 seasons, .670)  
 Van Horn's DI Postseason App. (Total/at UA).....19/15  
 Van Horn's College World Series Appearances.....7  
 (Neb: 2001, 2002; Ark: 2004, 2009, 2012, 2015, 2018)  
 Hitting Coach/Recruiting Coordinator.....  
 .....Nate Thompson (Dallas Baptist, 2006)  
 Pitching Coach.....Matt Hobbs (Missouri, 2002)  
 Volunteer Assistant Coach.....Taylor Smart (Tennessee, 2017)  
 Student Asst. Coach.....Jared Gates  
 .....Harrison Heffley  
 Dir. of Baseball Operations.....Clay Goodwin (Arkansas, 2005)  
 Athletic Trainer.....Corey Wood (East Carolina, 2008)  
 Strength & Conditioning...Blaine Kinsley (Lenoir-Rhyne, 2010)  
 Director of Video and Scouting.....Zach Barr  
 Graduate Managers.....Doug Willey, Phil Cebuhar  
 Managers.....Sean O'Neil  
 .....Cale Petrie  
 .....Hayden Sutton  
 .....Chandler Tolbert

### HISTORY

Years of Varsity Baseball at Arkansas.....96  
 (1897, 1901-03, 05, 08-16, 19-20, 22-29, 47-18)  
 All-Time Program Record.....2,196-1,384-6 (.612)  
 All-Time Conference Record/Years.....SEC: 397-383 (.509)/27  
 SWC: 264-205 (.563)/24  
 Combined: 661-588 (.529)/51  
 Conference Titles/Years.....SEC Overall: 2/1999, 2004  
 SEC Western Division: 4/1999, 2004, 2007, 2011, 2018  
 SWC: 2/1989, 1990  
 Conference Tournament Record/Years.....SEC: 33-40 (.452)/23  
 SWC: 18-25 (.419)/14  
 Combined: 51-65 (.440)/37  
 Conference Tournament Titles/Years.....SEC: None  
 SWC: 1/1985  
 NCAA Postseason Appearances.....30  
 (1973, 79-80, 83, 85-90, 95-96, 98-99, 2002-15, 2017, 2018)  
 NCAA Postseason Record.....83-66 (.557)  
 College World Series Appearances.....9  
 (1979, 1985, 1987, 1989, 2004, 2009, 2012, 2015, 2018)  
 College World Series Record.....15-18 (.455)  
 NCAA Super Regional Appearances.....7  
 (2002, 2004, 2009, 2010, 2012, 2015, 2018)  
 NCAA Super Regional Record.....11-7 (.600)  
 NCAA Regional Appearances.....29  
 NCAA Regional Record.....57-41 (.568)  
 Overall NCAA Regional Hosts.....7 (1999, 2004, 2006, 2007, 2010,  
 2017, 2018)  
 Best NCAA Finish.....1979 and 2018 National Runner-up

## GAME CREDENTIALS

Members of the media should contact John Thomas to request individual game credentials for Razorback home games. Credential requests should be made no later than noon (CT) the day before the scheduled contest and should be directed by e-mail to John Thomas. Credential requests for away games should be made to the communications contact of the home team. Only fully accredited personnel directly involved in the coverage of the game will be admitted. Credentials are non-transferable.

## INTERVIEW POLICIES

Please direct all requests for interviews with coaches and players to John Thomas. For home SEC weekends, Coach Dave Van Horn will hold his weekly press conference on Thursday with players and assistant coaches available following Thursday's practice. On road SEC weekends, Coach Van Horn will hold his weekly press conference on Wednesday with players and assistant coaches available following Wednesday's practice. Players are not available for interviews on gamedays, except for post-game interviews. Post-game press conferences are held in the indoor Pitching Development Center located down the third base line. Coach Van Horn and two or three most requested Razorback players will address the media. In the event of a doubleheader, the only Arkansas player available between games for interviews is the starting pitcher of game one. The Arkansas clubhouse is off limits to the media at all times.

## E-MAIL UPDATES

Members of the media may request to be added to the Arkansas communications baseball e-mail group. Subscribers will receive game notes, game stories and other information. To subscribe, send a request to John Thomas. Please identify yourself and your organization in your request as this service is only available to members of the media.

## GAMEDAY MEDIA SERVICES

The Arkansas communications staff provides scorecards, rosters, updated statistics and results for each team in the Baum Stadium press box prior to home games. Box scores, play-by-play and any postgame notes are disseminated approximately 10 minutes after the conclusion of the game. An Associated Press-style game story is also produced by the communications office. Members of the media may request these stories be sent to their organization via e-mail by contacting a member of the communications office.

## WIRELESS INTERNET

The Baum Stadium press box is equipped with wireless internet for use by the media. Media members should log on to the "UARK Media" network by using a password that will be provided at the stadium.

## GAMEDAY LIVE STATS

Live in-game stats will be provided at <http://arkansas.statbroadcast.com>.

## FACILITIES/PARKING

The Arkansas baseball team conducts all games at Baum-Walker Stadium at George Cole Field. Baum Stadium is located just off Razorback Road south of Martin Luther King, Jr., Boulevard. There is space for media parking on game day. Only cars with a parking credential will be allowed access to the parking lot.

## PHOTOGRAPHERS

No cameras are allowed on the Baum Stadium playing surface during games. Photographers are encouraged to use the photo wells at the end of each dugout and behind home plate.

## ARKANSAS ATHLETIC COMMUNICATIONS

The University of Arkansas athletic communications office is located on the main floor of Bud Walton Arena behind the Hog Heaven Store with office hours from 8 a.m. to 5 p.m., Monday through Friday. You can often reach us at Bud Walton after hours, but if not, please leave a message on our voice mail system.

Office: 479-575-2751 | Cell: 479-313-2564  
 Fax: 479-575-7481 | Press Row: 479-575-6622

Mailing Address  
 Razorbacks Communications  
 P.O. Box 7777  
 Fayetteville, AR 72702-7777



# || 2018 SCHEDULE / RESULTS

	Opponent	Score	WP	LP	SV	Attend	Time
<b>FEBRUARY</b>							
16	Eastern Illinois-1	W, 15-7	I. Campbell (1-0)	T. Jones (0-1)	--	--	3:11
	Eastern Illinois-2	W, 12-3	K. Ramage (1-0)	M. YaSenka (0-1)	--	8838	3:10
17	Eastern Illinois	W, 3-2	M. Cronin (1-0)	B. Malatestinic (0-1)	--	7382	2:49
21	at USC	W, 6-3	K. Ramage (2-0)	Q. Longrie (0-1)	M. Cronin (1)	377	3:28
22	at USC	W, 8-6	I. Campbell (2-0)	K. Hurt (0-1)	M. Cronin (2)	994	2:52
23	at USC	L, 6-4 (10 inn.)	C. Clarke (2-0)	M. Denton (0-1)	--	799	3:19
27	Memphis	W, 10-3	Z. Vermillion (1-0)	D. Denz (0-1)	--	6990	3:10
<b>MARCH</b>							
1	Stony Brook-1	W, 3-1	I. Campbell (3-0)	G. Marino (1-2)	M. Cronin (3)	--	2:17
	Stony Brook-2	W, 4-3	K. Ramage (3-0)	B. Herrmann (1-1)	J. Kostyshock (1)	7234	2:42
3	Stony Brook	W, 15-7	Z. Vermillion (2-0)	N. DeGennaro (0-1)	--	8117	3:35
5	Charlotte			CANCELLED			
6	Charlotte	W, 9-2	P. Wicklander (1-1)	R. Czanstowski (0-1)	--	6976	2:45
8	Louisiana Tech	W, 4-2	K. Kopps (1-0)	K. Griffen (2-2)	M. Cronin (4)	8246	3:05
9	Louisiana Tech	L, 12-7	J. Kostyshock (0-1)	L. Robbins (1-0)	B. Smith (2)	9272	3:36
10	Louisiana Tech	W, 11-0	C. Scroggins (1-0)	L. Bailey (1-2)	--	7572	3:03
12	Western Illinois	W, 8-0	P. Wicklander (2-1)	A. Dorethy (0-3)	--	6926	2:45
13	Western Illinois	W, 11-1 (8 inn.)	M. Denton (1-1)	J. Foy (0-3)	--	6869	3:13
15	Missouri*	W, 2-0	I. Campbell (4-0)	J. Cantleberry (2-1)	M. Cronin (5)	8150	2:37
16	Missouri*	W, 4-3	K. Ramage (4-0)	TJ Sikkema (2-1)	M. Cronin (6)	9521	2:39
17	Missouri*	W, 3-2	J. Kostyshock (1-1)	C. Dulle (1-2)	--	9281	2:28
19	at #9 Texas	W, 11-4	K. Ramage (5-0)	J. Neely (0-1)	--	6208	2:39
20	at #9 Texas	L, 7-6	T. Stevens (2-1)	E. Trest (0-1)	C. Quintanilla (4)	6260	3:53
22	at Alabama*	W, 12-3	I. Campbell (5-0)	S. Finnerty (4-2)	--	4060	2:50
23	at Alabama*	L, 10-0	B. Love (3-0)	C. Noland (0-1)	--	4317	2:45
24	at Alabama*	W, 10-2	C. Scroggins (2-0)	W. Freeman (2-2)	--	3687	2:58
26	at Missouri St.	W, 8-2	Z. Vermillion (3-0)	H. Juenger (0-2)	--	2457	3:12
29	#21 Ole Miss*	W, 5-3	I. Campbell (6-0)	W. Ethridge (4-2)	M. Cronin (7)	10251	3:03
30	#21 Ole Miss*	L, 4-3	A. Miller (2-0)	K. Kopps (1-1)	P. Caracci (6)	9642	2:51
31	#21 Ole Miss*	L, 10-5	Z. Phillips (3-1)	K. Kopps (1-2)	T. Myers (1)	8433	3:39
<b>APRIL</b>							
2	Little Rock	W, 17-7	T. Gordon (2-1)	K. Ramage (5-1)	E. Daily (1)	7956	4:10
5	at #15 Auburn-1*	L, 6-3	E. Anderson (5-0)	K. Kopps (1-3)	C. Greenhill (7)	--	2:50
	at #15 Auburn-2*	W, 9-6 (15 inn.)	K. Kopps (2-3)	C. Skipper (3-2)	--	--	5:40
6	at #15 Auburn*	W, 8-0	P. Wicklander (3-1)	R. Fitts (2-1)	Z. Vermillion (1)	3731	3:08
9	Oral Roberts	W, 15-8	K. Ramage (6-1)	L. Odom (0-3)	--	8723	4:00
12	at #6 Vanderbilt*	L, 3-2	D. Fellows (7-0)	I. Campbell (6-1)	T. Brown (7)	3465	2:24
13	at #6 Vanderbilt*	L, 12-2	K. Rucker (3-4)	C. Noland (0-32)	--	3305	2:27
14	at #6 Vanderbilt*	W, 14-12	Z. Vermillion (4-0)	T. Brown (1-1)	M. Denton (1)	3488	4:01
16	Arkansas-Pine Bluff	W, 16-4 (7 inn.)	C. Noland (1-2)	C. Benoit (0-6)	--	7805	2:50
18	#2 Mississippi State*	W, 5-3	I. Campbell (7-1)	E. Small (4-1)	M. Cronin (8)	8338	2:50
19	#2 Mississippi State*	W, 12-5	K. Kopps (3-3)	P. Plumlee (2-3)	--	9573	3:58
20	#2 Mississippi State*	W, 10-2	C. Noland (2-2)	J. Ginn (7-2)	--	11087	2:58
23	Northwestern State	W, 19-2	K. Ramage (7-1)	K. Swanson (0-2)	--	7659	3:07
24	Northwestern State	L, 10-7	D. Hodo (1-2)	L. Henry (0-1)	T. Pigott (2)	7626	3:26
26	#18 Tennessee*	W, 11-9	K. Kopps (4-3)	A. Schultz (2-1)	M. Cronin (9)	11787	3:45
27	#18 Tennessee*	W, 15-3	P. Wicklander (4-1)	G. Stallings (7-3)	--	11594	2:57
28	#18 Tennessee*	W, 4-3 (10 inn.)	E. Trest (1-1)	R. Walsh (0-1)	--	9419	3:07
30	Grambling State	W, 17-3	M. Denton (2-0)	D. Matthews (0-2)	--	10463	3:31
<b>MAY</b>							
3	at Kentucky-1*	W, 5-2	I. Campbell (8-1)	J. Ramsey (2-5)	M. Cronin (10)	4225	3:10
	at Kentucky-2*	W, 9-1	P. Wicklander (5-1)	D. Marsh (3-2)	--	--	2:50
5	at Kentucky*	L, 4-3	Z. Thompson (5-1)	C. Noland (2-3)	C. Coleman (4)	3749	2:07
9	#15 LSU*	W, 14-4	I. Campbell (9-1)	M. Hilliard (0-3)	--	9220	3:07
10	#15 LSU*	W, 11-6	K. Kopps (5-3)	Z. Hess (3-4)	--	11714	3:27
11	#15 LSU*	L, 3-2	T. Peterson (4-2)	J. Kostyshock (1-2)	--	11037	2:47
16	at #17 Texas A&M*	W, 7-3	I. Campbell (10-1)	C. Weber (4-1)	--	4639	3:08
17	at #17 Texas A&M*	L, 6-2	J. Doxakis (7-3)	P. Wicklander (5-2)	--	5438	2:55
18	at #17 Texas A&M*	L, 6-1	C. Roa (3-2)	C. Noland (2-4)	--	5550	2:32
22	vs. Ole Miss^	W, 5-3	K. Kopps (6-3)	Z. Phillips (4-3)	M. Cronin (11)	5264	2:50
23	vs. Georgia^	L, 3-1	R. Webb (1-0)	J. Kostyshock (1-3)	A. Schunk (12)	--	2:37
24	vs. Ole Miss^	L, 3-2	A. Miller (5-2)	Z. Vermillion (4-1)	P. Caracci (10)	--	2:41
31	Central Connecticut St.#	W, 11-5	C. Noland (3-4)	B. Fox (3-6)	--	10037	2:36
<b>JUNE</b>							
1	TCU#	W, 3-1	I. Campbell (11-1)	N. Lodolo (6-6)	M. Cronin (12)	10967	2:59
2	TCU#	W, 6-0	P. Wicklander (6-2)	J. Janczak (0-4)	--	10242	2:43

\* - Conference Game


^ - SEC Tournament (Hoover, Ala.)

# - NCAA Regional (Fayetteville, Ark.)






**ZACK GREGORY**  
Fr. • 5-10 • 175 • L/R  
INF • Keller, Texas




**TREVOR EZELL**  
R-Sr. • 5-8 • 200 • S/R  
INF • Bryant, Ark.




**JACOB NESBIT**  
R-Fr. • 6-0 • 170 • R/R  
INF • Coppell, Texas




**JACK KENLEY**  
Jr. • 6-0 • 180 • L/R  
INF • Germantown, Tenn.



**JORDAN MCFARLAND**  
Jr. • 6-3 • 210 • R/R  
INF/OF • Waterloo, Ill.



**MATT GOODHEART**  
So. • 6-1 • 180 • L/R  
INF/OF • Magnolia, Ark.




**CASEY OPITZ**  
So. • 5-11 • 175 • S/R  
C/UTL • Centennial, Colo.




**CONNOR NOLAND**  
Fr. • 6-2 • 215 • R/R  
RHP • Greenwood, Ark.




**CALEB DENNY**  
Fr. • 6-2 • 180 • L/R  
INF • Owasso, Okla.




**CASEY MARTIN**  
So. • 5-11 • 175 • R/R  
INF • Lonoke, Ark.




**ANDREW STANLEY**  
Fr. • 5-9 • 180 • R/R  
C • Searcy, Ark.




**TREY HARRIS**  
Fr. • 5-10 • 165 • R/R  
OF • Little Rock, Ark.




**HESTON KJERSTAD**  
So. • 6-3 • 200 • L/R  
OF • Amarillo, Texas



**COBY BOULWARE**  
So. • 5-9 • 170 • R/R  
INF • Anthem, Ariz.




**ELIJAH TREST**  
Fr. • 6-3 • 205 • L/R  
RHP • White Oak, Texas



**JACOB BURTON**  
Fr. • 6-0 • 195 • R/R  
RHP • Diana, Texas



**CURTIS WASHINGTON, JR.**  
Fr. • 6-2 • 175 • R/R  
OF/INF • West Memphis, Ark.




**DOMINIC FLETCHER**  
Jr. • 5-9 • 175 • L/L  
OF • Cypress, Calif.




**CHRISTIAN FRANKLIN**  
Fr. • 5-11 • 180 • R/R  
OF • Overland Park, Kan.




**TRAVIS HESTER**  
Fr. • 6-2 • 195 • R/R  
RHP • College Station, Texas




**DILLON LIFRIERI**  
Fr. • 6-0 • 190 • R/R  
OF/INF • Wilton, Conn.



**KOLE RAMAGE**  
So. • 6-1 • 195 • R/R  
RHP • Southlake, Texas



**MARSHALL DENTON**  
R-So. • 5-11 • 165 • R/R  
RHP • Beebe, Ark.



**CALEB BOLDEN**  
So. • 6-2 • 185 • R/R  
RHP • Texarkana, Texas




**MATT CRONIN**  
Jr. • 6-2 • 210 • L/L  
LHP • Navarre, Fla.




**PATRICK WICKLANDER**  
Fr. • 6-1 • 180 • R/L  
LHP • San Jose, Calif.



**STEVEN SANCHEZ**  
Fr. • 6-7 • 250 • L/L  
LHP • Mundelein, Ill.




**JACOB KOSTYSHOCK**  
Jr. • 6-4 • 175 • R/R  
RHP • O'Fallon, Mo.




**CADEN MONKE**  
Fr. • 6-3 • 160 • L/L  
LHP • Mt. Olive, Ill.



**EVAN TAYLOR**  
Fr. • 6-4 • 235 • L/L  
LHP • Florence, Ala.



**COLLIN TAYLOR**  
R-So. • 5-11 • 220 • R/R  
RHP • Florence, Ala.



**KEVIN KOPPS**  
R-Jr. • 6-0 • 200 • R/R  
RHP • Sugar Land, Texas




**CARTER SELLS**  
Fr. • 6-0 • 190 • R/R  
RHP • Brentwood, Tenn.



**ZACK PLUNKETT**  
R-Sr. • 6-2 • 230 • R/R  
C • Hurst, Texas




**LIAM HENRY**  
Fr. • 6-2 • 175 • L/L  
LHP • Kansas City, Mo.



**WILL BARKER**  
Fr. • 6-2 • 180 • R/R  
RHP • Sherwood, Ark.



**ISAIAH CAMPBELL**  
R-Jr. • 6-4 • 235 • R/R  
RHP • Olathe, Kan.




**CODY SCROGGINS**  
R-Jr. • 6-0 • 185 • R/R  
RHP • Bentonville, Ark.




**ZEBULON VERMILLION**  
So. • 6-4 • 210 • L/R  
RHP • Prairie Village, Kan.



**DAVE VAN HORN**  
Head Coach  
17th Season



**NATE THOMPSON**  
Assistant Coach  
2nd Season




**MATT HOBBS**  
Assistant Coach  
1st Season




**TAYLOR SMART**  
Volunteer Assistant  
1st Season



**CLAY GOODWIN**  
Dir. of Operations  
12th Season



**JARED GATES**  
Student Assistant  
1st Season



**HARRISON HEFFLEY**  
Student Assistant  
2nd Season