

• HOW TO FOLLOW •



SEC NETWORK PLUS
Benjamin Kelly (PxP)
Manuale Watkins (Analyst)



RAZORBACK SPORTS NETWORK
Chuck Barrett (PxP)
Matt Zimmerman (Analyst)



SATELLITE RADIO
Sirius/XM: --
Online Channel: 986



LIVE STATS / WATCH ESPN-SEC ONLINE
www.Arkansas.StatBroadcast.com
www.espn.com/watch?id=81bae2f5-d8ac-4367-bce7-c690997faee1

2019-20 RAZORBACK SCHEDULE/RESULTS

OVERALL: 2-0 Home: 2-0 • Road: 0-0
SEC: 0-0 Home: 0-0 • Road: 0-0
(All Times Central)

Nov. 5	RICE OWLS	FAYETTEVILLE	W 91 43
Nov. 12	NORTH TEXAS MEAN GREEN	FAYETTEVILLE	W 66 43
Nov. 16	MONTANA GRIZZLIES	FAYETTEVILLE	4:00 PM
Nov. 19	TEXAS SOUTHERN TIGERS	FAYETTEVILLE	7:00 PM
Nov. 22	SOUTH DAKOTA COYOTES	FAYETTEVILLE	8:00 PM
Nov. 25	AT GEORGIA TECH YELLOW JACKETS	ATLANTA, GA. MCCANISH PAVILION	6:00 PM
Nov. 30	NORTHERN KENTUCKY NORSE	FAYETTEVILLE	4:00 PM
Dec. 3	AUSTIN PEAY GOVERNORS	FAYETTEVILLE	7:00 PM
Dec. 7	AT WESTERN KENTUCKY HILLTOPPERS	BOWLING GREEN, KY. E.A. DIDDLE ARENA	6:30 PM
Dec. 14	TULSA GOLDEN HURRICANE	FAYETTEVILLE	12:30 PM
Dec. 21	VS VALPARAISO CRUSADERS	NORTH LITTLE ROCK	NO TV 7:00 PM
Dec. 29	AT INDIANA HOOSIERS	BLOOMINGTON, IND. SIMMONS BANK ARENA	TBA
Jan. 4	TEXAS A&M AGGIES	FAYETTEVILLE	6:00 PM
Jan. 8	AT LSU TIGERS	BATON ROUGE, LA. MARAVICH ASSEMBLY CENTER	8:00 PM
Jan. 11	AT OLE MISS REBELS	OXFORD, MISS. THE PAVILION	5:00 PM
Jan. 15	VANDERBILT COMMODORES	FAYETTEVILLE	7:30 PM
Jan. 18	KENTUCKY WILDCATS	FAYETTEVILLE	ESPN/2 3:00 PM
Jan. 22	AT MISSISSIPPI STATE BULLDOGS	STARKVILLE, MISS. HUMPHREY COLISEUM	6:00 PM
Jan. 25	TCU HORNED FROGS	FAYETTEVILLE	ESPN/2/3 3:00 PM
Jan. 29	SOUTH CAROLINA GAMECOCKS	FAYETTEVILLE	7:30 PM
Feb. 1	AT ALABAMA CRIMSON TIDE	TUSCALOOSA, ALA. COLEMAN COLISEUM	5:00 PM
Feb. 4	AUBURN TIGERS	FAYETTEVILLE	6:00 PM
Feb. 8	AT MISSOURI TIGERS	COLUMBIA, MO. MIZZOU ARENA	2:30 PM
Feb. 11	AT TENNESSEE VOLUNTEERS	KNOXVILLE, TENN. THOMPSON-BOLING ARENA	6:00 PM
Feb. 15	MISSISSIPPI STATE BULLDOGS	FAYETTEVILLE	NOON
Feb. 18	AT FLORIDA GATORS	GAINESVILLE, FLA. STEPHEN C. O'CONNELL CENTER	6:00 PM
Feb. 22	MISSOURI TIGERS	FAYETTEVILLE	NOON
Feb. 26	TENNESSEE VOLUNTEERS	FAYETTEVILLE	7:30 PM
Feb. 29	AT GEORGIA BULLDOGS	ATHENS, GA. STEGEMAN COLISEUM	5:00 PM
Mar. 4	LSU TIGERS	FAYETTEVILLE	6:00 PM
Mar. 7	AT TEXAS A&M AGGIES	COLLEGE STATION, TEXAS REED ARENA	3:30 PM
Mar. 11-15	AT SEC TOURNAMENT	NASHVILLE, TENN. BRIDGESTONE ARENA	

BOLD - Home Game * - SEC Game
+ - Collegiate Hoops Roadshow - Razorback Regional % - Big 12/SEC Challenge
^ - SEC Tournament

Arkansas SID: Mike Cawood • tmcawood@uark.edu • 479-236-2090

www.ArkansasRazorbacks.com
www.CoachMuss.com



@RazorbackMBB
@EricPMusselman



@RazorbackMBB



/RazorbackMBB



GAME 3

ARKANSAS RAZORBACKS

NOVEMBER 16, 2019 • SATURDAY • 4 PM • FAYETTEVILLE, ARK.
NOLAN RICHARDSON COURT / BUD WALTON ARENA (19,200)

(ARV) ARKANSAS RAZORBACKS

Overall: 2-0 **0-0 SEC**
Head Coach: Eric Musselman (San Diego '87)
At Arkansas: 2-0 (1st Yr) • Collegiate HC Record: 112-34 (5th Yr)



MONTANA GRIZZLIES

Overall: 1-1 **0-0 C-USA**
Head Coach: Travis DeCuire (Montana '94)
At UM: 110-59 (6th Yr) • Overall: Same



Versus Montana

- This will be the first meeting between Arkansas and Montana.
- Eric Musselman is 1-0 versus the Grizzlies as a head coach. In Musselman's first year at Nevada, the Wolf Pack faced Montana in the first round of the CBI en route to winning the championship. After trailing by as much as 13 (12 in the second half), Nevada found a way to pull out a 79-75 win.

3-0

- Arkansas is 2-0 to start the season, a feat it has accomplished 13 times over the last 17 seasons.
- Arkansas is looking for a 3-0 start for the second time in the last three years and the ninth time over the last 17 years.
- Arkansas' won its first four in 2017-18, its first six in 2014-15, its first eight in 1997-98, its first 10 en route to a National Championship in 1993-94, its first 14 in both 1982-83 and 1977-78, and won a school-record 15 straight to open the 1928-29 season (finishing 19-1).

Record Lows

- The temperatures in Northwest Arkansas are not the only thing experiencing record lows of late.
- Arkansas has held each of its first two opponents to just 43 points.
 - ^ The last time Arkansas held opponents to under 50 points in back-to-back games was **14 years ago** (2004-05 season) when the Razorbacks defeated UL Monroe 85-43 on Dec. 31, 2004 and defeated Ole Miss 69-46 on Jan. 5, 2005.
 - ^ The last time Arkansas held opponents to as few as 86 points on back-to-back games was **69 years ago** (1950-51 season) when the Razorbacks defeated Tulsa (53-44) and Alabama (46-34) on back-to-back nights (Dec. 27 and 28, 1950) at the All-College Tournament in Oklahoma City.
- Since 1959-60 season (60 years ago), Arkansas' defense has allowed 43 points or less 27 times - including twice in two games this season - just 14 times since the 3-point line was added (1986-87).
 - ^ Also over the last 60 years, Arkansas has allowed 43 points or less twice in a season five times: 1976-77, 1977-78, 1980-81, 1983-84 and 2019-20.



- Arkansas' defense has been impressive in the season-opening wins over Rice and North Texas, especially the Razorbacks' 3-point defense. **NOTE: before reading the following notes, Sacramento State leads the nation in most defensive categories as they beat non-DI Simpson, 76-27, in its lone game of 2019-20. Sac State plays UC Riverside on Friday (Nov. 15).**

- Arkansas held Rice (2-of-25) and North Texas (2-of-17) to a combined 4-of-42 from 3-point range.
 - ^ **Arkansas' 9.5% 3-point defense ranks 2nd in the NCAA.**
- Arkansas held both Rice and North Texas to 43 points.
 - ^ **Arkansas' 43.0 ppg scoring defense ranks 3rd in the NCAA.**
- Arkansas held Rice to 28.6% shooting overall and North Texas, which missed its first 11 shots, to 33.3% shooting
 - ^ **Arkansas' 30.8% FG pct defense ranks 9th in the NCAA.**
- Arkansas gathered 14 steals versus Rice and 11 versus North Texas.
 - ^ **Arkansas' 12.5 steals per game ranks 11th in the NCAA.**
- Arkansas forced Rice into 27 turnovers and North Texas into 18.
 - ^ **The 22.5 turnovers forced ranks 13th in the NCAA.**

MONTANA SERIES: FIRST MEETING



Collegiate Hoops Roadshow Presented by AtmosAir

- The Roadshow includes 11 schools from coast-to-coast, anchored by Arkansas and Pacific with each hosting four games.
- The Razorback Regional:
 - Nov. 16 vs. Montana
 - Nov. 19 vs. Texas Southern
 - Nov. 22 vs. South Dakota
 - Nov. 30 vs. Northern Kentucky

ARKANSAS (ARK)

Mont, TSU, SD, NKU

COPPIN STATE (COP)

at NIU, at NKU, at Pac, at Mont

LONGWOOD (LWOOD)

Randolph, at NIU, at Riv, at Pac

MONTANA (MONT)

at Ark, Montana Tech, TSU, Cop

NORTHERN ILLINOIS (NIU)

Cop, Rockford, Lwood, at SIUE

NORTHERN KENTUCKY (NKU)

Cop, Tex Sou, Midway, at Ark

PACIFIC (PAC)

Riv, Cop, SIUE, Lwood

RIVERSIDE (RIV)

at Pac, Redlands, Lwood, SIUE

SOUTH DAKOTA (SD)

TSU, SIUE, at Ark

SIU EDWARDSVILLE (SIUE)

at SD, NIU, at Pac, at Riv

TEXAS SOUTHERN (TSU)

at SD, at Ark, at NKU, at Mont



Isaiah Joe is 1 of 20 named to the 2020 Jerry West Shooting Guard of the Year Award watch list.

FANS CAN VOTE AT:

www.hoophallawards.com





ERIC MUSSELMAN

ARKANSAS HEAD COACH

112-34 • 5th year as head collegiate coach
503-291 • 14 seasons as professional head coach

COLLEGIATE HEAD COACHING RECORD

Year	Record	Mountain West	Postseason
2015-16	24-14	10-8 MW (T4th)	CBI Champion
2016-17	28-7	14-4 MW (1st) ^ *	NCAA 1st Round
2017-18	29-8	15-3 MW (1st) ^	NCAA Sweet 16
2018-19	29-5	15-3 MW (1st) ^	NCAA 1st Round
2019-20	2-0	--	
Totals	111-34	54-18	

^ - Regular season champion / * - Tournament champion

Eric Musselman was named Arkansas' 13th head men's basketball coach on April 7, 2019. He has over 30 years of coaching experience, including four as a head coach at Nevada and 14 as a professional head coach.

In his four years as Nevada head coach, Musselman won at least 24 games each season (24, 28, 29 and 29) to post a 110-34 record and .764 winning percentage - sixth-best among active Division I coaches. Prior to entering the collegiate head coaching ranks, Musselman was a head coach for seven professional teams, including two seasons with the Golden State Warriors (2002-04) and one with the Sacramento Kings (2006-07). He has won over 550 games as a professional head coach with a combined winning percentage of .626 (553-330).

Musselman is married to Danyelle Sargent Musselman who has worked at ESPN, Fox Sports and the NFL Network as a broadcaster. Musselman has two sons Michael and Matthew and the couple has a daughter Mariah.

Musselman's father Bill was also an NBA head coach and they were the first father-son combination to become head coaches in the NBA.

2019-20 RAZORBACKS

No.	Name	Pos.	Yr.	Ht.	Wt.	Hometown	High School/Previous School
0	Jeantal Cylla	F	Gr.Sr.	6-7	215	Lake Worth, Fla.	Lake Worth Christian / UNC Wilmington
1	Isaiah Joe	G	So.	6-5	180	Fort Smith, Ark.	Fort Smith Northside HS
2	Adrio Bailey	F	Sr.	6-6	222	Clarence, La.	Lakeview HS
3	Desi Sills	G	So.	6-1	196	Jonesboro, Ark.	Jonesboro HS
5	Jalen Harris	G	Jr.	6-2	172	Wilson, N.C.	Word of God Christian Acad. / New Mexico
12	Ty Stevens	G	Jr.	6-2	187	Republic, Mo.	Republic HS
13	Emeka Obukwelu	F	R-Jr.	6-8	230	Plano, Texas	West Plano HS (UT Tyler)
15	Mason Jones	G	Jr.	6-5	207	Desoto, Texas	Triple A Academy / Connors State College
24	Ethan Henderson	F	So.	6-8	210	Little Rock, Ark.	Parkview Magnet HS
33	Jimmy Whitt Jr.	G	Gr.Sr.	6-3	175	Columbia, Mo.	Hickman HS / SMU
35	Reggie Chaney	F	So.	6-8	222	Tulsa, Okla.	Findlay Prep (Henderson, Nev.)
11	JD Notae	G	Jr.	6-2	185	Covington, Ga.	Newton HS / Jacksonville
22	Abayomi (Bay-Bey) Iyiola	F	Jr.	6-9	210	Atlanta, Ga.	Greenforest-McCaleb Christian Acad. / Stetson
23	Connor Vanover	F	So.	7-3	225	Little Rock, Ark.	Findlay Prep (Nev.) / California

Head Coach	Eric Musselman	San Diego, 1987	1st Season at Arkansas
Associate Head Coach	Chris Crutchfield	Nebraska-Omaha, 1992	1st Season at Arkansas
Assistant Coach	Corey Williams	Oklahoma State, 2002	1st Season at Arkansas
Assistant Coach	Clay Moser	Wisconsin-La Crosse, 1987	1st Season at Arkansas
Director of Operations	Anthony Ruta	Arizona State, 2012	1st Season at Arkansas
Special Assistant to Head Coach	Hays Myers	LSU, 2016	1st Season at Arkansas
Video Coordinator	Riley Hall	Arkansas, 2016	4th Season at Arkansas
Director of Recruiting	Michael Musselman	San Diego, 2018	1st Season at Arkansas
Recruiting Coordinator	Patrick Ackerman	Detroit Mercy, 2016	1st Season at Arkansas
Head Athletic Trainer	Mark O'Neal	Arkansas, 1989	1st Season at Arkansas
Head Strength Coach	Dave Richardson	Louisiana-Monroe, 1989	2nd Season at Arkansas
Graduate Assistants	Velton Kennedy (Arkansas, 2017)	Trey Thompson (Arkansas, 2018)	
	Sean Bair (Dickinson College, 2012)	Alec Kobre (Pacific, 2016)	
	Jeremiah Bonus (Dayton, 2017)	Alex Dellett (Arkansas, 2018)	
	Max Penderly (Ohio, 2014)	Bilal Rabbani (Emerson, 2017)	

Student Assistant: Khalil Garland

Managers: Clay Cunningham • Jacob Leonard • Tyson Hicks • Jack Hutchinson • Ethan Westerman
Michael Justus • Greg Croll • Luke Loveless • Jarod Summons • Zeb Wilson

MUSSELMAN FILE

- Hometown: Ashland, Ohio
- Birth Date: November 19, 1964
- Wife: Danyelle • Children: Michael, Matthew, Mariah

RAZORBACK ACTIVE ROSTER

 #2 • Adrio BAILEY Recreation & Sport MGMT	 #35 • Reggie CHANEY Recreation & Sport MGMT	 #0 • Jeantal CYLLA Adult & Lifelong Learning
 #5 • Jalen HARRIS Communications	 #24 • Ethan HENDERSON Recreation & Sport MGMT	 #1 • Isaiah JOE Recreation & Sport MGMT
 #15 • Mason JONES Communications	 #13 • Emeka OBUKWELU Biology	 #3 • Desi SILLS Recreation & Sport MGMT
 #12 • Ty STEVENS Business Finance	 #33 • Jimmy WHITT Jr. Adult & Lifelong Learning	
 CHRIS CRUTCHFIELD Associate Head Coach Nebraska-Omaha '92	 COREY WILLIAMS Assistant Coach Oklahoma State '02	 CLAY MOSER Assistant Coach Wisconsin-La Crosse '87

PRONUNCIATION GUIDE

2 Adrio Bailey	A-dree-OH
4 Jeantal Cylla	GENE-tail...SILL-uh
22 Abayomi Iyiola	AB-bah-YUM-ee ... EE-EE-oh-la
11 JD Notae	No-TAY
13 Emeka Obukwelu	Eh-MEHK-uh...O-Boo-Quay-Lu
3 Desi Sills	Dez-ee
Anthony Ruta	ROO-tuh

ROSTER BY STATE

Arkansas (4)	
24 Ethan Henderson	Little Rock
1 Isaiah Joe	Fort Smith
3 Desi Sills	Jonesboro
24 Connor Vanover	Little Rock
Florida (1)	
0 Jeantal Cylla	Lake Worth
Georgia (2)	
22 Abayomi Iyiola	Atlanta
11 JD Notae	Covington
Louisiana (1)	
2 Adrio Bailey	Clarence
Missouri (2)	
12 Ty Stevens	Republic
33 Jimmy Whitt Jr.	Columbia
North Carolina (1)	
5 Jalen Harris	Wilson
Texas (2)	
15 Mason Jones	Desoto
4 Emeka Obukwelu	Plano
Oklahoma (1)	
35 Reggie Chaney	Tulsa

ROSTER BY CLASS

Graduate Senior (2)	
0 Jeantal Cylla	Forward
33 Jimmy Whitt Jr.	Guard
Senior (1)	
2 Adrio Bailey	Forward
Redshirt Junior (1)	
4 Emeka Obukwelu	Forward
Junior (5)	
5 Jalen Harris	Guard
22 Abayomi Iyiola	Forward
15 Mason Jones	Guard
11 JD Notae	Guard
12 Ty Stevens	Guard
Sophomore (5)	
35 Reggie Chaney	Forward
24 Ethan Henderson	Forward
1 Isaiah Joe	Guard
3 Desi Sills	Guard
24 Connor Vanover	Formwad
Freshmen (0)	
- NONE -	

MUSSELMAN CAREER HEAD COACHING RECORD

* - Professional basketball **DOES NOT** count postseason in overall W-L records

2003 NBA Coach of the Year Runner-Up
2012 NBA D-League Coach of the Year
2016 Bleacher Report Mountain West Coach of the Year
2017 USBWA District VIII Coach of the Year
2018 USBWA District VIII • NABC District 17 • Mountain West Coach of the Year

COLLEGIATE	5th Season	112-34	7-4 Postseason
Nevada	4 years	110-34	7-4 Postseason
Arkansas	1st year	2-0	--
PROFESSIONAL	14 Seasons	503-291	50-39 Postseason *
CBA	7 years	270-122	39-34 Postseason *
Rapid City	5 years	191-89	27-25 Postseason *
Florida	2 years	79-33	12-9 Postseason *
USBL	2 years	53-3	4-0 Postseason *
Florida	2 years	53-3	4-0 Postseason *
NBA	3 years	108-138	--
Golden State	2 years	75-89	--
Sacramento	1 year	33-49	--
D-League	2 years	72-28	7-5 Postseason *
Reno	1 year	34-16	2-3 Postseason *
Los Angeles	1 year	28-12	5-2 Postseason *
INTERNATIONAL	3 Years	24-14	--
Dominican	1 years	5-1	--
Venezuelan	2 years	19-13	--

MUSSELMAN BY YEAR AS HEAD COACH

Year	Team	League	Record	Note for the Season	Reg. Season Div./Conf. Finish	Postseason
1989-90	Rapid City	CBA	42-14	MOST WINS IN CBA	1st National Conf.	Finals (8-8)
1991-92	Rapid City	CBA	37-19	2nd-most wins in CBA	1st National Conf.	Finals (9-7)
1992-93	Rapid City	CBA	44-12	MOST WINS IN CBA	1st National Conf.	Conf. Finals (5-3)
1993-94	Rapid City	CBA	37-19	MOST WINS IN CBA	1st National Conf.	Conf. Finals (5-5)
1994-95	Rapid City	CBA	31-25	6th-most wins in CBA	5th National Conf.	Conf. 1st Rd (0-2)
1995-96	Florida	CBA	41-15	MOST WINS IN CBA	1st National Conf.	Conf. Finals (5-3)
1996-97	Florida	CBA	38-18	2nd-most wins in CBA	1st American Conf.	Finals (7-6)
1995	Florida	USBL	25-2	MOST WINS IN USBL	1st Overall	Champion (1-0)
1996	Florida	USBL	28-1	MOST WINS IN USBL	1st Southern Div.	Champion (3-0)
2002-03	Golden State	NBA	38-44	6th Pacific Division	11th Western Conf.	--
2003-04	Golden State	NBA	37-45	14th Pacific Division	11th Western Conf.	--
2006-07	Sacramento	NBA	33-49	5th Pacific Division	11th Western Conf.	--
2010-11	Reno	D-League	34-16	2nd-most wins in NBADL	1st Western Conf.	Semifinals (2-3)
2011-12	Los Angeles	D-League	38-12	MOST WINS IN NBADL	1st Western Conf.	Finals (5-2)
2015-16	Nevada	NCAA	24-14	T49th - Most wins NCAA	T4th Mountain West	CBI Champion (5-1)
2016-17	Nevada	NCAA	28-7	T16th - Most wins NCAA	1st Mountain West	NCAA 1st Rd (0-1)
2017-18	Nevada	NCAA	29-8	T11th - Most wins NCAA	1st Mountain West	NCAA Sweet 16 (2-1)
2018-19	Nevada	NCAA	29-5	T15th - Most wins NCAA	1st Mountain West	NCAA 1st Rd (0-1)
2019-20	Arkansas	NCAA	2-0	--	--	--
2010	Dominican Team		5-1	Silver Medal Centrobasket Championship		
2011	Venezuelan Team		12-9	5th FIBA Americas Championship		
2012	Venezuelan Team		7-4	Silver Medal FIBA South American Championship		

MUSSELMAN COACHING BY YEAR

1989-90	Head Coach	Rapid City Thrillers	CBA	2004-05	Asst. Coach	Memphis Grizzlies	NBA
1990-91	Asst. Coach	Minnesota Timberwolves	NBA	2005-06	Asst. Coach	Memphis Grizzlies	NBA
1991-92	Head Coach	Rapid City Thrillers	CBA	2006-07	Head Coach	Sacramento Kings	NBA
1992-93	Head Coach	Rapid City Thrillers	CBA	2007-10	DID NOT COACH		
1993-94	Head Coach	Rapid City Thrillers	CBA	2010-11	Head Coach	Reno Bighorns	NBADL
1994-95	Head Coach	Rapid City Thrillers	CBA	2011-12	Head Coach	Los Angeles Defenders	NBADL
Spring '95	Head Coach	Florida Sharks	USBL	2012-13	Asst. Coach	Arizona State Sun Devils	NCAA
1995-96	Head Coach	Florida Beachdogs	CBA	2013-14	Assoc HC	Arizona State Sun Devils	NCAA
Spring '96	Head Coach	Florida Sharks	USBL	2014-15	Assoc. HC	LSU Tigers	NCAA
1996-97	Head Coach	Florida Beachdogs	CBA	2015-16	Head Coach	Nevada Wolf Pack	NCAA
1998-99	Asst. Coach	Orlando Magic	NBA	2016-17	Head Coach	Nevada Wolf Pack	NCAA
1999-00	Asst. Coach	Orlando Magic	NBA	2017-18	Head Coach	Nevada Wolf Pack	NCAA
2000-01	Asst. Coach	Atlanta Hawks	NBA	2018-19	Head Coach	Nevada Wolf Pack	NCAA
2001-02	Asst. Coach	Atlanta Hawks	NBA	2019-20	Head Coach	Arkansas Razorbacks	NCAA
2002-03	Head Coach	Golden State Warriors	NBA				
2003-04	Head Coach	Golden State Warriors	NBA				

Recapping the North Texas Win

- For the second straight game, Arkansas' defense set the tone and the Razorback offense pulled away late in a 66-43 win over North Texas.
- The Razorbacks started the game on a 9-0 run while their defense forced the Mean Green to miss their first 11 shots.
- Arkansas took a 12-point lead into the locker room but came out slow to start the second half. North Texas trimmed its deficit to five (29-24) to start the period and only trailed by five on two other occasions, the last coming with 10:20 left to play. However, that is as close as UNT would get.
- Arkansas used another 9-0 run - capped by a dunk from Adrio Bailey - and the Razorbacks led by double digits the rest of the way.
- After committing 21 turnovers in game one, Arkansas only committed 10 versus North Texas.

Arkansas Receives Votes

- After a convincing win over Rice to start the season Arkansas received 11 votes in the first AP poll (release Monday - Nov. 11), which would equate to #36 ranking.
- Arkansas has not been ranked since Jan. 2018 (22nd), starting 11-2. However, the Razorbacks dropped out after losses to Mississippi State (1/2/18) and Auburn (1/6/18).
- Arkansas, which started 6-1, received votes on three consecutive weeks by the AP last season, including one vote on Nov. 19, six votes on Nov. 26 and three votes on Dec. 3.

Turnover Turnaround

- An area of improvement Coach Musselman has identified for this team is the amount of turnovers it has had - 18 each exhibition win and 21 in the season opener versus Rice.
- After the season openers across the nation, Arkansas ranked 280th of 305 DI teams for turnovers and the 21 turnovers tied for the most by an Eric Musselman-coached team.

Arkansas only committed 10 turnovers versus North Texas.

• HOWEVER, IF ANYONE CAN RIGHT THE SHIP, IT IS COACH MUSSELMAN:

^ Nevada went from ranking 200-plus in both assist-to-turnover ratio and turnovers per game in year one to ranking inside the NCAA top 26 each of the last three years.

> In year one, Musselman's squad in assist-to-turnover ratio went from:

Year 1: 232nd (0.97) in NCAA >> **Year 2:** 13th (1.45) in NCAA >> **Year 3:** 2nd (1.68) in NCAA

> In year one, Musselman's squad in turnovers per game went from:

Year 1: 208th (13.0) in NCAA >> **Year 2:** 26th (11.0) in NCAA >> **Year 3:** 4th (9.6) in NCAA

Looking for Repeat in Early Season Exempt Games

- Arkansas went 4-0 and won the Hardwood Classic last season with home wins over UC Davis, Indiana, Montana State and UT Arlington.

Home Stand

- Arkansas opens the 2019-20 season with five straight home games.
- The last time Arkansas opened the season with at least five straight at home was the 2000-01 season when the Hogs played seven straight in Bud Walton Arena to start the year (was 6-1).

November to Remember

- For the first time ever, Arkansas will play seven games in the month of November this season. Also, Nov. 5 is the earliest Arkansas has opened a season.
- Arkansas has played as many as six times in the month on 10 occasions.
- Arkansas is 121-40 (.752) all-time in the month of November.
- Arkansas did not play in the month of November until the 1969-70 season and only played seven total games in the month over the next 10 years.
- Arkansas has played at least once in November dating back to the 1993-94 championship season when they beat Murray State, 93-62, on Nov. 29.

Isaiah Joe On Jerry West Award Watch List

- Arkansas sophomore Isaiah Joe was one of 20 players named to the 2020 Jerry West Shooting Guard of the Year Award watch list, the Naismith Memorial Basketball Hall of Fame announced today.

• FANS CAN VOTE FOR THEIR FAVORITE PLAYER AT:

<http://www.hoophallawards.com/men/vote.php>

- Joe is coming off a record-setting freshman campaign as he drained 113 3-pointers for the Razorbacks. The Fort Smith native set the school record for 3-pointers made, set the SEC freshman record for 3-pointers made per game (3.32), tied the SEC freshman record for 3-pointers made and ranks fourth in NCAA history for 3-pointers made by a freshman in a season. Joe additionally was just the fourth SEC freshman to lead the league in 3-point field goal percentage for a season (.414). Joe was additionally just one of seven players in the NCAA to make at least 110 3-pointers and shoot at least 41 percent from long range.
- Joe is one of seven SEC players to make the 20-person watch list, joining Anthony Edwards (Georgia), Tyrese Maxey (Kentucky), Skylar Mays (LSU), Brein Tyree (Ole Miss), A.J. Lawson (South Carolina) and Jordan Bowden (Tennessee).

Joe Picked SEC Preseason 2nd Team; Razorbacks 11th

- University of Arkansas sophomore Isaiah Joe was named to the media and coaches 2019-20 preseason All-SEC team while the Razorbacks were predicted to finish 11th by the media this season, it was announced today by the league office.
- Joe, who was named second team All-SEC last season, is one of the top returning

MISCELLANEOUS STATS
DOUBLE-FIGURE SCORING GAMES

Player	15-16	16-17	17-18	18-19	19-20	Career
Cylla	14	11	NA	22	-	47
Whitt Jr.	9	NA	16	19	1	45
Joe	NA	NA	NA	28	2	30
Jones	NA	NA	NA	22	2	24
Harris	NA	2	NA	11	1	14
Bailey	NA	1	3	5	-	9
Chaney	NA	NA	NA	6	-	6
Sills	NA	NA	NA	5	-	5

20+ POINT SCORING GAMES

Player	15-16	16-17	17-18	18-19	19-20	Career
Cylla	3	0	--	7	-	10
Whitt Jr.	1	NA	1	6	-	8
Jones	NA	NA	NA	7	1	8
Joe	NA	NA	NA	5	1	6
Bailey	NA	0	0	1	-	1

30+ POINT SCORING GAMES

Player	15-16	16-17	17-18	18-19	19-20	Career
Jones	NA	NA	NA	2	1	3
Joe	NA	NA	NA	1	-	1

3+ THREE-POINTERS IN A GAME

Player	15-16	16-17	17-18	18-19	19-20	Career
Joe	NA	NA	NA	20	2	22
Jones	NA	NA	NA	12	1	13
Sills	NA	NA	NA	4	-	4
Cylla	3	2	NA	3	-	8

5+ THREE-POINTERS IN A GAME

Player	15-16	16-17	17-18	18-19	19-20	Career
Joe	NA	NA	NA	8	-	8
Jones	NA	NA	NA	4	-	4
Cylla	1	0	NA	1	-	2

DOUBLE FIGURE REBOUNDING GAMES

Player	15-16	16-17	17-18	18-19	19-20	Career
Whitt Jr.	0	NA	2	5	-	7
Cylla	1	1	NA	1	-	3
Jones	NA	NA	NA	1	-	1

DOUBLE FIGURE ASSISTS GAMES

Player	15-16	16-17	17-18	18-19	19-20	Career
Harris	NA	0	NA	5	-	5

DOUBLE-DOUBLES

Player	15-16	16-17	17-18	18-19	19-20	Career
Whitt Jr.	0	NA	0	5	-	5
Cylla	1	1	NA	1	-	3
Harris	NA	0	NA	2	-	2
Jones	NA	NA	NA	1	-	1

TRIPLE-DOUBLES

Player	15-16	16-17	17-18	18-19	19-20	Career
Whitt Jr.	0	NA	0	1	-	1

5+ ASSIST GAMES

Player	15-16	16-17	17-18	18-19	19-20	Career
Harris	NA	1	NA	19	-	20
Whitt Jr.	0	NA	8	11	1	20
Jones	NA	NA	NA	5	-	5
Sills	NA	NA	NA	4	-	4
Joe	NA	NA	NA	2	1	3

3+ STEALS IN A GAME

Player	15-16	16-17	17-18	18-19	19-20	Career
Whitt Jr.	0	NA	8	7	-	15
Harris	NA	2	NA	4	1	7
Joe	NA	NA	NA	6	1	7
Bailey	NA	0	1	3	2	6
Jones	NA	NA	NA	3	1	4
Chaney	NA	NA	NA	2	-	2
Sills	NA	NA	NA	1	-	1
Cylla	0	1	NA	0	-	1

3+ BLOCKS IN A GAME

Player	15-16	16-17	17-18	18-19	19-20	Career
Chaney	NA	NA	NA	5	-	5
Bailey	NA	0	1	2	-	3
Whitt Jr.	0	NA	1	1	-	2

scorers in the SEC. The Fort Smith product averaged 13.85 points per game last season and ranks third among returning players in the league trailing Ole Miss' Breein Tyree (17.91 ppg) and Texas A&M's Savion Flagg (13.88 ppg).
 • While the Hogs are picked 11th, Arkansas has exceeded its preseason predictions in each of the last six years.

Jones Loves Freebies; Leads NCAA

- Mason Jones is 13-of-13 from the free throw line this season, including 9-of-9 Tuesday versus North Texas.
- **He is one of 66 players in the nation to be perfect at the line this season.**
- Dating back to the win at Vanderbilt last season (Mar. 6, 2019), Jones has made 22 straight free throws.
- ^ (Made his last free throw attempt at Vandy, was 4-of-4 at Providence and at Indiana last season, was 4-of-4 in the season opener versus Rice and 9-of-9 versus North Texas).
- The school record for consecutive free throws made (one record) is 48 by Ricky Medlock over 20 games in the 1974-75 season.

Cylla Nears Century; Whitt Closing In on Three Milestones

- Jeantal Cylla has 991 career points – nine shy of 1,000. He also only needs 27 rebounds to reach 400 for his career.
- Jimmy Whitt Jr., has 925 career points –75 shy of 1,000. He only needs three rebounds to reach 300 for his career and 25 more assists to reach 300 for his career.

Joe: 121 - 117; 20th in the NCAA

- Isaiah Joe is nearly matching his 3-pointers made with his deflections on defense.
- Joe has made **121** career 3-pointers and only needs 32 more to enter the school's all-time top 10.
- Joe has **117** career deflections. Joe also led the team in steals (51) and charges drawn (27) last season.
- Joe ranks 20th in the NCAA –2nd in the SEC – in 3-pointers made (4.0 per game).

Bailey Off to Strong Start; 20th in the NCAA

- Adrio Bailey ranks 20th in the NCAA and leads the SEC in steals per game (3.5)
- Versus Rice, Bailey had a career-high nine rebounds while tying a then career-high with three steals.
- Versus North Texas, Bailey established a career high with four steals.

Sills Deals

- Desi Sills is 0-for-7 from 3-point range this season.
- There is no need to panic. He got off to a slow start from 3-point range last season as well ... Was 7-of-his first-18 (.389) and 11-of-34 (.324) before finishing the season 19-of-28 (.679).

Non-Conference Road Trips

- (HogStats): This season will be just the second time in the 21st century that the Razorbacks have had 3+ true road non-conference games in the regular season (i.e. excluding NIT games).
- 2019-20 - at Georgia Tech, Western Kentucky and Indiana
- 2014-15 - at SMU, Iowa State and Clemson
- **Arkansas, Oklahoma and Boston College are the only Power 5 teams to play three true non-conference road games this season.**
- ^ Oklahoma will play its three games consecutively in early December (North Texas, Wichita State and Creighton).

New Arc, No Problem

- The 3-point arc has been moved back nearly two feet for the 2019-20 season. However, Arkansas has experience with the new arc as it was used during last year's NIT.
- Last season, the Razorbacks shot nearly 40 percentage points better in its two NIT games from 3-point range (.383) compared to the rest of the season (.342). In fact, the Razorbacks made their first five 3-point attempts at Providence and finished the game making 10-of-21 – 47.6%.
- Arkansas shot 40 percent (10-of-25) from 3-point range in the season-opening win versus Rice and drained six in the game two win over North Texas.

1st 32 games of 2018-19 (old 3-pt Line): 34.2 percent (241-of-704)
4 games (2019 NIT and 2019-20 (new 3-pt Line): 36.2 percent (34-of-94)

3-Ball Streak Continues

- Mason Jones made a 3-pointer at 18:43 to mark of the first half at South Carolina (Feb. 9, 2019) the 1,000th-straight game Arkansas has made at least one triple
- Arkansas ranks fourth-tied on the NCAA active list of teams that have made at least one 3-pointer.
- 1. UNLV 1,073 consecutive games (thru 11/12 - Next 11/15)
- 2. Vanderbilt 1,065 consecutive games (thru 11/11 - Next 11/14)
- 3. Duke 1,062 consecutive games (thru 11/12 - Next 11/15)
- 4. **ARKANSAS 1,013 CONSECUTIVE GAMES**
- 5. Western Kentucky 1,012 consecutive games (thru 11/9 - Next 11/15)
- UNLV, Vanderbilt and Princeton have made a 3-pointer in every game since the NCAA adopted the rule in 1986-87. (Princeton has only played 935 games). Kentucky is the only other team to make a 3-pointer in over 1,000 games. However, the Wildcats' streak ended March 2018 at 1,047 games (0-for-6 vs. Davidson in NCAA first round).

Non-Conference Opponents

- Arkansas owns a 271-111 record versus its 2019-20 non-conference opponents.
- Arkansas will be facing Montana, Northern Kentucky and Valparaiso for the first time.
- Arkansas is a combined 25-0 versus Austin Peay (4-0), North Texas (14-0), South Dakota (1-0) and Texas Southern (6-0).

Rare Trips to ACC & Big 10 for Hogs

- This year will mark just the first time Arkansas has played at Georgia Tech since Jan. 28, 1966 and the first time Arkansas has played a regular-season game at Indiana since the 1949-50 season. (NOTE: Arkansas played at Indiana in the second round of last year's NIT.)
- Arkansas will be traveling to an ACC gym for just the ninth time and first time since the 2015-16 season. This will be just the eighth time Arkansas has played at a Big 10 opponent.

Arkansas at ACC opponent		2-7
- at Wake Forest	12/04/15	L, 85-88
- at Clemson	12/07/14	L, 65-68
- at Wake Forest	12/23/98	W, 75-59
- at Florida State	01/21/91	W, 103-92
- at Virginia	11/30/88	L, 65-75
- at Maryland	12/30/87	L, 61-88
- at Virginia	01/27/85	L, 52-54
- at Georgia Tech	01/28/66	L, 75-88
- at Georgia Tech	01/29/65	L, 83-93
Arkansas at Big 10 opponent		0-7
- at Indiana (NIT)	03/23/19	L, 60-63
- at Minnesota	11/22/16	L, 71-85
- at Michigan	12/08/12	L, 67-80
- at Ohio State	12/01/84	L, 84-85
- at Michigan	12/06/80	L, 65-75
- at Indiana	1949-50	L, 50-72
- at Illinois	1949-50	L, 53-65

Fire Power Returning

- Arkansas is the only SEC team to have two of the league's top 20 scorers returning for 2019-20.

SEC TOP RETURNING SCORERS

Player, School	'18-19 ppg	'18-19 SEC Rank
Breein Tyree, Ole Miss	17.91	3rd
Savion Flagg, Texas A&M	13.88	14th
ISAIAH JOE, ARKANSAS	13.85	15th
MASON JONES, ARKANSAS	13.62	16th
Kira Lewis, Alabama	13.47	18th

No Frosh But Five Added; Five Newcomers

- Arkansas does not have any freshmen but did add five players to the roster – two graduate transfers and two transfers that will sit out 2019-20.
- Of the four added, three are newcomers as one of the four – Jimmy Whitt Jr., – began his career at Arkansas.
 - ^ **JEANTAL CYLLA** is a graduate transfer from UNC Wilmington and member of the Haitian national team. He played his first two years at Florida Atlantic before transferring to UNCW. In his three-year collegiate career, Cylla has scored 984 points in 96 career games.
 - ^ **JIMMY WHITT JR.** played his freshman season at Arkansas and played his last two seasons at SMU. Whitt has scored 910 points in his 92 career games.
 - ^ **CONNOR VANOVER** will have to sit the 2019-20 season per NCAA transfer rules. Vanover played his freshman campaign last season at Cal. Vanover is a native of Little Rock and played with current Razorback sophomore Reggie Chaney at Findley (Nev.) Prep.
 - ^ **JD NOTAE** will have to sit the 2019-20 season per NCAA transfer rules. Notae played two seasons at Jacksonville University where he tallied 929 points (15.5 avg.), 328 rebounds (5.5 avg.), 163 assists (2.7 avg.) and 101 steals (1.7 avg.).
 - ^ **ABAYOMI IYIOLA** will have to sit the 2019-20 season per NCAA transfer rules. Iyiola played two seasons at Stetson University where he tallied 656 points (10.4 avg.), 434 rebounds (6.9 avg.) and 58 blocked shots while adding 12 double-doubles.

Musselman Did You Knows

- With a win over Colorado State on Jan. 23, 2019, Musselman won his 100th game in 130 games coached. He was the 27th-fastest to 100 win in NCAA history. (Ironically, former Nevada coach Mark Fox did it in 128 games).
- Over the last 50 seasons, only nine NCAA Division I head coaches have reached 100 wins faster than Musselman. Of those, only Jerry Tarkanian inherited a losing program as Long Beach State was 12-13 prior to Tarkanian's arrival and "Tark" won his 100th career game in his 117th game as head coach. All other coaches on the list inherited 20-win programs.
- ^ **Nevada was 9-22 the year prior to Musselman taking over.**
- **MUSSELMAN'S TEAMS:**
 - ^ Have ranked among the NCAA top 30 in both free throws made and attempted in each of his four years as a head coach – ranking first in free throws made and second in attempts in 2015-16.
 - Musselman's teams have ranked either first or second in his conference total assists in each of his four seasons as head coach.

• ABOUT ARKANSAS •

Location.....	Fayetteville, Ark.
Enrollment.....	27,778
Founded.....	1871
Colors.....	Cardinal (PMS 201) and White
Nickname.....	Razorbacks
Conference.....	Southeastern (SEC)
System President.....	Dr. Donald R. Bobbitt (Arkansas, 1980)
Chancellor.....	Dr. Joseph E. Steinmetz (C. Michigan, 1977)
Vice Chancellor / AD.....	Hunter Yurachek (Guilford, 1990)
Faculty Representative.....	Gerald Jordan (Arkansas, 1970)
Arena (Capacity).....	Bud Walton Arena (19,200)

• HISTORY

First Year of Basketball.....	1923-24
Seasons.....	97th
Overall Conference Championships.....	24 (2 SEC, 22 SWC)
NCAA Tournament Bids.....	33
• NCAA Tournament Record.....	42-32 (.568)
National Championships.....	1 (1994)
National Runner-Up.....	1 (1995)
NCAA Final Fours.....	6 (1941, 1945, 1978, 1990, 1994, 1995)
NCAA Elite Eight.....	6 (1978, 1979, 1990, 1994, 1995)
NCAA Sweet 16.....	10
NIT Record (App.).....	6-5 (4)

• BASKETBALL STAFF

Head Coach.....	Eric Musselman
• Alma Mater/Year.....	San Diego, 1987
• at Arkansas.....	1-0 (1st year)
• As Collegiate Head Coach.....	112-34 (.764 - 5th year)
• As Professional Head Coach.....	508-392 (.634 - 14 seasons)
• SEC Record.....	1st Season
• In Bud Walton Arena.....	1st Season
Assoc HC.....	Chris Crutchfield (Nebraska-Omaha, 1992 • 1st yr)
Asst Coach.....	Corey Williams (Oklahoma State, 2002 • 1st yr)
Asst Coach.....	Clay Moser (Wisconsin-La Crosse, 1987 • 1st yr)
Dir. of Ops.....	Anthony Ruta (Arizona State, 2012 • 1st yr)
Special Asst to HC.....	Hays Myers (LSU, 2016 • 1st yr)
Video Coord.....	Riley Hall (Arkansas, 2016 • 4th yr)
Dir. of Recruiting.....	Michael Musselman (San Diego, 2018 • 1st yr)
Recruiting Coord.....	Patrick Ackerman (Detroit Mercy, 2016 • 1st yr)
Dir. of S-A Devel.....	Earl Boykins (Eastern Michigan, 1998 • 1st yr)
Dir. of Multimedia.....	Martina Wood (North Carolina, 2010 • 1st yr)

Eric Muselman Live

- Once again, there will be 12 Arkansas basketball radio shows at the two Sassy's locations in Fayetteville. The first six will be at Sassy's BBQ & Grille on Steamboat Drive (off Wedington Drive). The last six will be at Sassy's Red House on College Avenue.

SASSY'S BBQ & GRILLE

November 4
November 11
 November 18
 December 2
 December 9
 December 16

SASSY'S RED HOUSE

January 6
 January 20
 January 27
 February 3
 February 24
 March 2



• 2019-20 RECORD BREAKDOWN •
RECORD BREAKDOWN

At Home	2-0
On The Road	0-0
Neutral	0-0
White Uniforms	2-0
Cardinal Uniforms	0-0

GENERAL

When Arkansas controls the tip	2-0
When opponent controls the tip	0-0
When Arkansas scores first	1-0
When opponent scores first	0-0

LEADS AND DEFICITS

Leading at the half – home	2-0
Leading at the half – road/neutral	0-0
Tied at the half – home	0-0
Tied at the half – road/neutral	0-0
Trailing at the half – home	0-0
Trailing at the half – road/neutral	0-0
Games decided by 5 points or fewer	0-0
Games decided by 10 points or fewer	0-0
Leading with 5:00 left in regulation	2-0
Leading with 2:00 left in regulation	2-0
Overtime games	0-0

OFFENSE

Scoring less than 70 points	1-0
Scoring 70-79 points	0-0
Scoring 80-89 points	0-0
Scoring 90-99 points	1-0
Scoring 100+ points	0-0
2 Players Or Less in Double Figures	0-0
3 Players in Double Figures	2-0
4 Players in Double Figures	0-0
5 Players in Double Figures	0-0
6 Players in Double Figures	0-0
1 Player Scores 20+ Points	0-0
2+ Players Score 20+ Points	1-0
When shooting 50 percent or higher	1-0
When shooting less than 50 percent	1-0

REBOUNDING/TURNOVERS

When out-rebounding opponent	1-0
When out-rebounded	1-0
When rebounds are even	0-0
When grabbing 10+ offensive reb	1-0
When forcing 15+ turnovers	2-0
When committing less than 15 turnovers	1-0
When committing 15+ turnovers	1-0

When Top Scorer Is (Includes Ties)

Mason Jones	Season: 2-0	Career: 3-3
Isaiah Joe	Season: 1-0	Career: 3-4
Jalen Harris	Season: 0-0	Career: 1-1
Desi Sills	Season: 0-0	Career: 0-1
Jimmy Whitt Jr.	Season: 0-0	Career: 5-7
Jeantal Cylla	Season: 0-0	Career: 3-8

When Top Rebounder Is (Includes Ties)

Mason Jones	Season: 1-0	Career: 3-2
Reggie Chaney	Season: 0-0	Career: 2-0
Adrio Bailey	Season: 1-0	Career: 3-1
Jimmy Whitt Jr.	Season: 0-0	Career: 6-9
Jeantal Cylla	Season: 0-0	Career: 0-4
Desi Sills	Season: 1-0	Career: 1-0

Months

In November	2-0
In December	0-0
In January	0-0
In February	0-0
In March	0-0

Jones Is SEC Player Of The Week

- Arkansas junior guard Mason Jones, who scored a career-high 32 points in the season-opening win over Rice, was named the SEC Men's Basketball Player of the Week, the league announced Monday.
- Jones not only set a career high for points, but he established career highs in field goals made (12), field goals attempted (18) and steals (5). The Desoto, Texas native also had seven rebounds (his third-best career total), was 4-of-8 from 3-point range and 4-of-4 from the free throw line. Jones started the 2019-20 season by making back-to-back 3-pointers to set the stage for his career night.
- The 32 points by Jones were the second-most by a Razorback in a season opener and marked the third, 30-point game in Jones' career. His 17 first-half points nearly matched that of the Rice team (19). Jones also helped Arkansas hold Rice to 8% shooting (2-for-25) from 3-point range, including a streak of 22 consecutive missed from beyond the arc to end the game


#PACE&SPACE
RECORD WATCH
Arkansas Career - 3's Made

1.	366	Pat Bradley	1996-99
2.	274	Rotnei Clarke	2009-11
3.	267	Scotty Thurman	1993-95
4.	237	Anthlon Bell	2013-16
5.	226	Todd Day	1989-92
6.	218	Lee Mayberry	1989-92
7.	168	Jannero Pargo	2001-02
8.	160	Eric Ferguson	2003-06
9.	155	Dusty Hannahs	2016-17
10.	153	Jonathon Modica	2003-06

--	121	ISAIAH JOE	2019-PRES.
--	81	MASON JONES	2019-PRES.

Arkansas Career - 3's Attempted

1.	915	Pat Bradley	1996-99
2.	653	Rotnei Clarke	2009-11
3.	642	Anthlon Bell	2013-16
4.	618	Scotty Thurman	1993-95
5.	588	Todd Day	1989-92
6.	514	Lee Mayberry	1989-92
7.	480	Eric Ferguson	2003-06
8.	452	Stef Welsh	2007-10
9.	431	Brandon Dean	1999-02
10.	427	Jonathon Modica	2003-06

--	290	ISAIAH JOE	2019-PRES.
--	221	MASON JONES	2019-PRES.

Arkansas Career 3's Made SEC GAMES ONLY

1.	366	Pat Bradley	1996-99
2.	274	Rotnei Clarke	2009-11
3.	267	Scotty Thurman	1993-95
4.	237	Anthlon Bell	2013-16
5.	226	Todd Day	1989-92
6.	218	Lee Mayberry	1989-92
7.	168	Jannero Pargo	2001-02
8.	160	Eric Ferguson	2003-06
9.	155	Dusty Hannahs	2016-17
10.	153	Jonathon Modica	2003-06

--	60	ISAIAH JOE	2019-PRES.
----	----	------------	------------

Arkansas Career 3's Att. SEC GAMES ONLY

1.	429	Pat Bradley	1996-99
2.	336	Rotnei Clarke	2009-11
3.	326	Anthlon Bell	2013-16
4.	303	Scotty Thurman	1993-95
5.	266	Eric Ferguson	2003-06
6.	263	Jonathon Modica	2003-06
7.	223	Brandon Dean	1999-02
8.	221	Jannero Pargo	2001-02
9.	217	Stef Welsh	2007-10
10.	210	Dusty Hannahs	2016-17

--	141	ISAIAH JOE	2019-PRES.
----	-----	------------	------------



Austria	
Anton Beard	UBSC Graz
Canada	
Olu Famutimi	Guelph
Marvell Waithe	London
Chile	
Rashad Madden	CD Valdivia
China	
Courtney Fortson	Guangsha L.
Sonny Weems	Guangdong ST
ECBL (USA)	
Kareem Reed	Rowan County
Finland	
Dustin Thomas	Ura Basket
G League (USA)	
Dusty Hannahs	Memphis
Germany	
Marshawn Powell	Hamburg
Greece	
Moses Kingsley	Peristeri GS

Hungary	
Alandise Harris	ZTE KK
Anthlon Bell	Nidaros Jets
Italy	
Jaylen Barford	Pesaro
Charles Thomas	Basket RAV
Kazakhstan	
Coty Clarke	Astana
Latvia	
Jabril Durham	Vostak 65
Philippines	
Michael Qualls	North Port
Saudi Arabia	
Arlando Cook	Abha
Slovakia	
Delvon Johnson	Prievidza
South Korea	
JaCorey Williams	Mobis Phoebus
Turkey	
Darian Townes	Samsun

Versus 2019-20 Opponents

NON-CONFERENCE

SCHOOL	GMS PLAYED	SERIES RECORD	H	A	N	LAST MEETING
AUSTIN PEAY	4	ARKANSAS LEADS, 4-0	4-0	0-0	0-0	H - W, 76-65 (12/28/18)
GEORGIA TECH	6	ARKANSAS TRAILS, 1-5	0-1	0-2	1-2	H - L, 65-69 (12/19/18)
INDIANA	4	SERIES TIED, 2-2	1-0	0-2	1-0	A - L, 60-63 (03/23/19)
MONTANA		• FIRST MEETING •				
NORTH TEXAS	15	ARKANSAS LEADS, 15-0	9-0	1-0	5-0	H - W, 66-43 (11/12/19)
NORTHERN KENTUCKY		• FIRST MEETING •				
RICE	144	ARKANSAS LEADS, 103-41	55-11	41-29	7-1	H - W, 91-43 (11/05/19)
SOUTH DAKOTA	1	ARKANSAS LEADS, 1-0	0-0	1-0	0-0	A - W, 33-27 1932-33
TCU	142	ARKANSAS LEADS, 104-28	54-15	46-21	4-2	A - W, 79-70 (02/16/91)
TEXAS SOUTHERN	6	ARKANSAS LEADS, 6-0	4-0	0-0	2-0	H - W, 77-49 (12/30/11)
TULSA	60	ARKANSAS LEADS, 36-24	24-8	9-15	3-1	H - W, 68-59 (01/02/07)
WESTERN KENTUCKY	7	ARKANSAS LEADS, 4-3	0-2	0-1	4-0	H - L, 77-78 (12/08/18)
VALPARAISO		• FIRST MEETING •				

SOUTHEASTERN CONFERENCE

SCHOOL	GMS PLAYED	SERIES RECORD	H	A	N	LAST MEETING
ALABAMA	62	ARKANSAS LEADS, 34-28	19-6	7-20	8-2	H - W, 82-70 (03/09/19)
• SEC Only	52	Arkansas Leads, 27-25				
AUBURN	53	ARKANSAS LEADS, 34-19	21-5	12-14	1-1	A - L, 56-79 (02/20/19)
• SEC Only	52	Arkansas Leads, 34-18				
FLORIDA	37	ARKANSAS TRAILS, 12-25	8-7	2-13	2-5	N - L, 50-66 (03/14/19)
• SEC Only	37	Arkansas Trails, 12-25				
GEORGIA	38	ARKANSAS LEADS, 23-15	11-3	6-9	6-3	H - W, 70-60 (01/29/19)
• SEC Only	38	Arkansas Leads, 23-15				
KENTUCKY	43	ARKANSAS TRAILS, 11-32	7-7	3-15	1-10	A - L, 66-70 (02/27/19)
• SEC Only	38	Arkansas Trails, 11-27				
LSU	67	ARKANSAS LEADS, 36-31	19-8	12-17	5-6	A - W, 90-89 (02/02/19)
• SEC Only	58	Arkansas Leads, 32-26				
OLE MISS	81	ARKANSAS LEADS, 48-33	16-11	8-20	24-2	H - W, 74-73 (03/02/19)
• SEC Only	53	Arkansas Trails, 26-27				
MISSISSIPPI STATE	62	ARKANSAS LEADS, 33-29	21-7	7-21	5-1	H - L, 67-77 (02/16/18)
• SEC Only	53	Arkansas Leads, 28-25				
MISSOURI	51	ARKANSAS LEADS, 27-24	16-9	10-15	1-0	A - L, 78-79 (02/12/19)
• SEC Only	13	Arkansas Leads, 8-6				
SOUTH CAROLINA	34	ARKANSAS LEADS, 20-14	11-4	6-8	3-2	A - L, 65-77 (02/09/19)
• SEC Only	34	Arkansas Leads, 20-14				
TENNESSEE	41	ARKANSAS TRAILS, 20-21	10-4	4-12	6-5	A - L, 87-106 (01/15/19)
• SEC Only	37	Arkansas Trails, 17-20				
TEXAS A&M	158	ARKANSAS LEADS, 102-56	57-15	38-37	7-4	H - L, 80-87 (02/23/19)
• SEC Only	12	Arkansas Leads 7-5				
VANDERBILT	38	ARKANSAS LEADS, 26-12	15-3	7-8	4-1	A - W, 84-48 (03/06/19)
• SEC Only	36	Arkansas Leads 25-11				

Nolan Richardson Court

- Last March, the University of Arkansas System Board of Trustees unanimously approved a resolution to name the court at Bud Walton Arena for Hall of Fame coach Nolan Richardson.
- The University unveiled Nolan Richardson Court at Bud Walton Arena on October 20 prior to exhibition game with Little Rock. Arkansas won the game 79-64 on the newly-named court.
- Richardson was **389-169 in 17 seasons** as Arkansas head coach and set a school record for wins. Among his many honors are **NABC and Naismith Coach of the Year (1994)**, **USBWA Most Courageous Award (1995)**, **University of Arkansas Sports Hall of Honor (1996)**, **Arkansas Sports Hall of Fame (1998)**, **College Basketball Hall of Fame (2008)** and the **Naismith Memorial Basketball Hall of Fame (2014)**. He was honored with a banner in the rafters of Bud Walton Arena in 2015.
- He led the Razorbacks to 13 NCAA Tournament appearances including six Sweet 16's (1990, 1991, 1993, 1994, 1995, 1996), four Elite Eights (1990, 1991, 1994, 1995), three Final Fours (1990, 1994, 1995) a national runner-up finish (1995) and the 1994 NCAA Championship.
- In Richardson's 22 combined years as a head coach at the collegiate level – at Western Texas Junior College, the University of Tulsa and the University of Arkansas – he compiled a record of 508-206 (.711) and became the only head coach in college basketball history to win a National Junior College Championship, NIT Championship and NCAA Championship.



Overall:	112-34
- At Arkansas	2-0
Home:	60-5
Away:	34-19
Neutral:	18-10
Conference Games:	54-18
- At Arkansas	0-0
Home:	31-5
Away:	23-13
Against Ranked Teams:	1-3
- At Arkansas	0-0
Home:	0-0
Away:	0-1
Neutral:	1-2
Record by Month:	
November:	27-4
December:	21-7
January:	24-6
February:	23-6
March:	16-11
April:	1-0
When Leading at Halftime:	85-4
at Arkansas	2-0
When Trailing at Halftime:	25-29
at Arkansas	0-0
When Tied at Halftime:	2-1
at Arkansas	0-0
Out-Rebounding Opp:	71-10
at Arkansas	1-0
Being Out-Rebounded:	34-22
at Arkansas	1-0
Rebounds Are Even:	7-1
at Arkansas	0-0
When Scoring First:	68-16
at Arkansas	2-0
When Opponent Scores First:	44-18
at Arkansas	0-0
One-Possession Games:	15-8
at Arkansas	0-0
Overtime Games:	6-3
at Arkansas	0-0
Games Decided by 1-5 Pts or Less:	24-14
at Arkansas	0-0
Games Decided by 6-10 Pts:	25-8
at Arkansas	0-0
Games Decided by 11-19 Pts:	33-8
at Arkansas	0-0
Games Decided by 20-plus Pts:	30-4
at Arkansas	2-0
Shooting 50 percent or Better:	39-1
at Arkansas	1-0
Shooting Pct. Better Than Opp:	91-5
at Arkansas	2-0
Shooting Pct. Worse Than Opp:	20-28
at Arkansas	0-0
Shooting Pct. Same as Opp:	1-1
at Arkansas	0-0
Out-Scoring Opp Bench:	54-1
at Arkansas	1-0
Out-Scored By Opp Bench:	54-24
at Arkansas	1-0
Bench Scoring Even:	4-0
at Arkansas	0-0

MUSSELMAN VERSUS CONFERENCES

American Athletic	2-0	CAA	1-0	Ohio Valley	2-1
American East	1-0	C-USA	2-0	Pac-12	5-1
ACC	0-0	Horizon League	1-0	Patriot League	0-0
Atlantic Sun	0-0	Ind./Non D1	2-0/2-0	SEC	0-1
Atlantic 10	3-0	Ivy League	0-0	SoCon	0-0
Big East	0-0	MAAC	1-1	Southland	0-0
Big Sky	5-0	Mid-American	1-0	SWAC	0-0
Big South	2-0	MEAC	0-0	Summit League	1-0
Big Ten	0-0	Missouri Valley	5-2	Sun Belt	2-0
Big 12	1-3	Mountain West	60-21	WCC	8-2
Big West	5-2	Northeast	0-0	WAC	2-0

Scoring Below 50 Points:	0-0
- At Arkansas	0-0
Home:	0-0
Away:	0-0
Neutral:	0-0
Scoring 50-59 Points:	0-8
- At Arkansas	0-0
Home:	0-1
Away:	0-5
Neutral:	0-2
Scoring 60-69 Points:	9-11
- At Arkansas	1-0
Home:	4-2
Away:	2-6
Neutral:	3-3
Scoring 70-79 Points:	37-11
- At Arkansas	0-0
Home:	20-2
Away:	12-6
Neutral:	5-3
Scoring 80-89 Points:	42-2
- At Arkansas	0-0
Home:	23-0
Away:	12-1
Neutral:	7-1
Scoring 90-99 Points:	16-1
- At Arkansas	1-0
Home:	9-0
Away:	6-1
Neutral:	1-0
Scoring 100 or More Points:	8-1
- At Arkansas	0-0
Home:	5-0
Away:	2-1
Neutral:	1-0

Opponent Scores Below 50 Points:	4-0
- At Arkansas	2-0
Home:	3-0
Away:	1-0
Neutral:	0-0
Opponent Scores 50-59 Points:	18-1
- At Arkansas	0-0
Home:	11-1
Away:	6-0
Neutral:	1-0
Opponent Scores 60-69 Points:	43-6
- At Arkansas	0-0
Home:	24-0
Away:	11-2
Neutral:	8-4
Opponent Scores 70-79 Points:	32-12
- At Arkansas	0-0
Home:	17-2
Away:	10-8
Neutral:	5-2
Opponent Scores 80-89 Points:	13-10
- At Arkansas	0-0
Home:	5-2
Away:	5-7
Neutral:	3-1
Opponent Scores 90-99 Points:	1-3
- At Arkansas	0-0
Home:	1-2
Away:	0-0
Neutral:	0-1
Opponent Scores 100 or More Points:	1-2
- At Arkansas	0-0
Home:	0-0
Away:	1-2
Neutral:	0-0

MUSSELMAN VERSUS ALL OPPONENTS

Opponent	Overall	at Nevada	at Arkansas	Last Meeting
Air Force	7-0	7-0	0-0	03/05/19
Akron	1-0	1-0	0-0	12/22/18
Alabama	• First Meeting •			
Arizona State	1-0	1-0	0-0	12/07/18
Arkansas-Little Rock	1-0	1-0	0-0	11/16/18
Auburn	• First Meeting •			
Boise State	7-2	7-2	0-0	02/02/19
Bradley	1-0	1-0	0-0	12/03/16
Buffalo	1-0	1-0	0-0	11/25/16
BYU	1-0	1-0	0-0	11/06/18
Cal State Fullerton	0-1	0-1	0-0	11/28/15
California Baptist	1-0	1-0	0-0	11/19/18
Cincinnati	1-0	1-0	0-0	03/18/18
Coastal Carolina	1-0	1-0	0-0	11/13/15
Colorado State	7-1	7-1	0-0	02/02/19
Davidson	1-0	1-0	0-0	11/21/17
Drake	1-0	1-0	0-0	12/12/15
Eastern Washington	1-0	1-0	0-0	03/21/16
Florida	0-1	0-1	0-0	03/21/19
Fresno Pacific	1-0	1-0	0-0	12/09/15
Fresno State	6-3	6-3	0-0	02/23/19
Georgia	• First Meeting •			
Georgia Tech	• First Meeting •			
Grand Canyon	1-0	1-0	0-0	12/09/18
Hawai'i	1-1	1-1	0-0	11/24/17
Holy Names	1-0	1-0	0-0	11/30/15
Idaho	1-0	1-0	0-0	11/10/17
Illinois State	1-0	1-0	0-0	11/29/17
Indiana	• First Meeting •			
Iona	1-1	1-1	0-0	11/26/16
Iowa State	0-1	0-1	0-0	03/16/17
Kentucky	• First Meeting •			
LSU	• First Meeting •			
Loyola-Chicago	1-1	1-1	0-0	11/28/18
Loyola Marymount	1-0	1-0	0-0	11/14/16
Ole Miss	• First Meeting •			
Mississippi State	• First Meeting •			
Missouri	• First Meeting •			
Montana	1-0	1-0	0-0	03/16/16
Montana State	1-0	1-0	0-0	11/15/15
Morehead State	2-1	2-1	0-0	04/01/16

Opponent	Overall	at Nevada	at Arkansas	Last Meeting
New Mexico	5-3	5-3	0-0	02/09/19
North Texas	1-0	0-0	1-0	11/12/19
Northern Kentucky	• First Meeting •			
Oakland	1-0	1-0	0-0	11/23/16
Oregon State	1-1	1-1	0-0	11/18/16
Pacific	4-0	4-0	0-0	11/09/18
Portland State	1-0	1-0	0-0	11/25/15
Radford	1-0	1-0	0-0	12/17/17
Rhode Island	1-0	1-0	0-0	11/13/17
Rice	1-0	0-0	1-0	11/05/19
Saint Mary's	0-1	0-1	0-0	11/11/16
San Diego State	3-7	3-7	0-0	03/0/19
San Francisco	0-1	0-1	0-0	12/23/17
San Jose State	6-0	6-0	0-0	01/09/19
Santa Clara	2-0	2-0	0-0	11/15/17
South Carolina	• First Meeting •			
South Dakota	• First Meeting •			
South Dakota State	1-0	1-0	0-0	12/15/18
Southern Cal	1-0	1-0	0-0	12/01/18
Southern Illinois	1-0	1-0	0-0	12/22/17
Tennessee	• First Meeting •			
Texas	1-0	1-0	0-0	03/16/18
Texas A&M	• First Meeting •			
TCU	0-1	0-1	0-0	12/08/17
Texas Southern	• First Meeting •			
Texas Tech	0-1	0-1	0-0	12/05/17
Towson	1-0	1-0	0-0	12/21/16
Tulsa	1-0	1-0	0-0	11/22/18
UC Davis	1-0	1-0	0-0	12/19/17
UC Irvine	2-0	2-0	0-0	12/02/17
UC Santa Barbara	1-0	1-0	0-0	12/22/16
UMass	1-0	1-0	0-0	11/23/18
UNLV	7-2	7-2	0-0	02/27/19
Utah	1-0	1-0	0-0	12/29/18
Utah State	7-2	7-2	0-0	03/02/19
Valparaiso	• First Meeting •			
Vermont	1-0	1-0	0-0	03/23/16
Washington	1-0	1-0	0-0	12/11/16
Wichita State	0-1	0-1	0-0	12/22/15
Wyoming	5-1	5-1	0-0	02/16/19
Totals	110-34	110-34	0-0	



BEST WINNING PERCENTAGE among active NCAA Division I head coaches (min 4 yrs) (www.stats.NCAA.org/head_coaches • Thru Nov. 14, 2019)

1	Mark Few, Gonzaga	.824	571-122	21st yr
2	Roy Williams, North Carolina	.789	873-234	32nd yr
3	John Calipari, Kentucky	.772	710-210	28th yr
3	Chris Jans, New Mexico State	.771	81-24	4th yr
5	Rick Croy, Cal Baptist (2nd as DI)	.769	150-454	7th yr
6	Mike Krzyzewski, Duke	.7674	1135-344	45th yr
7	ERIC MUSSELMAN, ARKANSAS	.7671	112-34	5th yr
8	Bill Self, Kansas	.763	681-212	27th yr
9	Chris Beard, Texas Tech	.742	175-61	8th yr
10	Sean Miller, Arizona	.740	387-136	16th yr

- Named General Manager of CBA's Rapid City Thrillers at age of 22. The next year, became head coach of the Thrillers at he age of 23, the youngest coach in CBA history.
- From 1990-1997, had 24 players called up to the NBA, the highest number in the league during that span ... The only person in CBA history to coach in five league All-Star Games (1990, 1992, 1993, 1994, 1997)
- The first coach in professional basketball history to win 100 games by the age of 28.
- At the age of 37, named head coach of the Golden State Warriors ... He and his father, Bill, were first father-son combination to both become head coaches in NBA history.
- In 2003, was runner-up to San Antonio's Gregg Popovich for NBA Coach of the Year Award voting (231 points, including 26 first-place votes).
- Only needed 130 games to win his 100th game as a collegiate head coach.

INDIVIDUAL GAME HIGHS:

Most Points:

at Nevada:	45	Jordan Caroline at New Mexico 01/07/17
	40	Jordan Caroline at Colorado St 02/06/19
	37	D.J. Fenner v UNLV 02/08/17
	34	Marqueze Coleman at Hawai'i 11/16/15
	33	Caleb Martin at Utah 12/29/18
	32	Marcus Marshall at Wyoming 01/14/17
	32	Marcus Marshall at Washington 12/11/16
	32	Tyron Criswell v E. Washington 03/21/16
	31	Jordan Caroline at UNLV 02/25/17
	31	Tyron Criswell at Morehead State 03/28/16
	31	Marqueze Coleman at UNLV 02/20/16
	31	Marqueze Coleman at Pacific 11/21/15
	30	Caleb Martin v Boise State 02/02/19
	30	Kendall Stephens v San Jose St 02/21/18
	30	Cody Martin v Utah State 02/17/18
	30	D.J. Fenner v Air Force 01/18/17
at Arkansas:	32	Mason Jones vs Rice 11/05/19
	24	Isaiah Joe vs Rice 11/05/19

SEC Game

SEC Tourney

NCAA Tourney

Bud Walton: 32 Mason Jones vs Rice 11/05/19

Road Game

Neutral Site

Ranked Opp

Frosh: --

Soph: 24 Isaiah Joe vs Rice 11/05/19

Junior: 32 Mason Jones vs Rice 11/05/19

Senior: 13 Jimmy Whitt Jr. vs North Texas 11/12/19

Season Opener: 32 Mason Jones vs Rice 11/05/19

SEC Opener

Most Field Goals Made:

at Nevada:	17	Jordan Caroline at New Mexico 01/07/17
	13	Cody Martin v Utah State 02/17/18
	12	Jordan Caroline at UNLV 02/25/17
	12	Cameron Oliver v E. Washington 03/21/16
	12	D.J. Fenner v UNLV 02/08/17
at Arkansas:	12	Mason Jones vs Rice 11/05/19
	10	Isaiah Joe vs Rice 11/05/19

Most 3-Pointers Made:

at Nevada:	8	Marcus Marshall at UNLV 02/25/17
	7	6x
at Arkansas:	4	3x

Most Free Throws Made:

at Nevada:	15	Marcus Marshall v Boise State 02/22/17
	15	Marqueze Coleman v UNLV 01/23/16
	15	Marqueze Coleman at Hawai'i 11/16/15
	14	Jordan Caroline v Rhode Island 11/13/17
	14	Marcus Marshall at Wyoming 01/14/17
at Arkansas:	9	Mason Jones vs North Texas 11/12/19

Most Rebounds:

at Nevada:	24	Cameron Oliver v Fresno State 02/1/16
	21	Cameron Oliver at UNLV 02/20/16
	17	Cameron Oliver v Colorado State 03/04/17
	16	Jordan Caroline v Wyoming 01/03/18
	16	Jordan Caroline at Fresno St 01/12/19
	16	Jordan Caroline v BYU 11/06/18
	16	Cameron Oliver at Wyoming 01/14/17
	16	Tyron Criswell v Utah State 02/24/16
	16	AJ West at Pacific 11/21/15
at Arkansas:	9	Adrio Bailey vs Rice 11/05/19

SEC Game

SEC Tourney

NCAA Tourney

Bud Walton: 9 Adrio Bailey vs Rice 11/05/19

Road Game

Neutral Site

Ranked Opp

Frosh: -

Soph: 6 Desi Sills vs North Texas 11/12/19

Junior: 7 Mason Jones vs Rice 11/05/19

Senior: 9 Adrio Bailey vs Rice 11/05/19

Season Opener: 9 Adrio Bailey vs Rice 11/05/19

SEC Opener

Most OFFENSIVE Rebounds:

at Nevada:	11	AJ West at Pacific 11/21/15
	8	Cameron Oliver v Fresno State 02/1/16
at Arkansas:	2	4x

Most DEFENSIVE Rebounds:

at Nevada:	16	Cameron Oliver v Fresno State 02/1/16
	14	Cameron Oliver v Colorado State 03/04/17
	14	Cameron Oliver at Wyoming 01/14/17
	13	Cameron Oliver v Colorado State 03/11/17
	13	Cameron Oliver at Air Force 02/15/17
at Arkansas:	7	Adrio Bailey vs Rice 11/05/19

Most Assists:

at Nevada:	11	Cody Martin v BYU 11/06/18
	11	Cody Martin v Colorado State 02/25/18
	11	Marqueze Coleman v Holy Names 11/30/15
	10	Cody Martin v Little Rock 11/16/18
	10	Cody Martin v Pacific 11/09/18
	10	Marcus Marshall v Colorado State 03/04/17
at Arkansas:	7	Isaiah Joe vs Rice 11/05/19

SEC Game

SEC Tourney

NCAA Tourney

Bud Walton: 7 Isaiah Joe vs Rice 11/05/19

Road Game

Neutral Site

Ranked Opp

Frosh: -

Soph: 7 Isaiah Joe vs Rice 11/05/19

Junior: 3 Mason Jones vs Rice 11/05/19

Senior: 5 Jimmy Whitt Jr. vs Rice 11/05/19

Season Opener: 7 Isaiah Joe vs Rice 11/05/19

SEC Opener

Most Steals:

at Nevada:	5	Caleb Martin v California Baptist 11/19/18
	5	Jordan Caroline at San Diego St 02/12/17
	5	Marqueze Coleman at New Mexico 12/30/15
	4	17 times
at Arkansas:	5	Mason Jones vs Rice 11/05/19
	4	Adrio Bailey vs North Texas 11/12/19

SEC Game

SEC Tourney

NCAA Tourney

Bud Walton: 5 Mason Jones vs Rice 11/05/19

Road Game

Neutral Site

Ranked Opp

Frosh: -

Soph: 3 Isaiah Joe vs North Texas 11/12/19

Junior: 5 Mason Jones vs Rice 11/05/19

Senior: 4 Adrio Bailey vs North Texas 11/12/19

Season Opener: 5 Mason Jones vs Rice 11/05/19

SEC Opener

Most Blocked Shots:

at Nevada:	6	Cameron Oliver v Morehead State 04/01/16
	5	Kendall Stephens at UNLV 03/08/18
	5	Cody Martin v Radford 12/17/17
	5	Cameron Oliver v Utah State 02/18/17
	5	Cameron Oliver at New Mexico 01/07/17
	5	Cameron Oliver v Pacific 11/29/16
	5	Cameron Oliver v Buffalo 11/25/16
	5	Cameron Oliver at Saint Mary's 11/11/16
at Arkansas:	1	10x

SEC Game

SEC Tourney

NCAA Tourney

Bud Walton: 1 by several

Road Game

Neutral Site

Ranked Opp

Frosh: -



Soph: 1 by several

Junior: 1 by several

Senior: 1 by several

Season Opener: 1 by 5 players

SEC Opener

<div>  2019-20 SEC STANDINGS  </div>										
THRU WED - NOV. 14, 2019										
	SEC	PCT.	HOME	AWAY	OVERALL	PCT.	HOME	ROAD	NEUTRAL	STRK
Arkansas	-	-	-	-	2-0	1.000	2-0	0-0	0-0	W2
Auburn	-	-	-	-	3-0	1.000	1-0	1-0	1-0	W3
Georgia	-	-	-	-	2-0	1.000	2-0	0-0	0-0	W2
Ole Miss	-	-	-	-	2-0	1.000	2-0	0-0	0-0	W2
Mississippi State	-	-	-	-	3-0	1.000	3-0	0-0	0-0	W3
South Carolina	-	-	-	-	2-0	1.000	2-0	0-0	0-0	W2
Tennessee	-	-	-	-	2-0	1.000	2-0	0-0	0-0	W2
Texas A&M	-	-	-	-	2-0	1.000	2-0	0-0	0-0	W2
Florida	-	-	-	-	2-1	.667	2-1	0-0	0-0	W1
Kentucky	-	-	-	-	2-1	.667	1-1	0-0	1-0	L1
Missouri	-	-	-	-	2-1	.667	2-1	0-0	0-0	L1
Vanderbilt	-	-	-	-	2-1	.667	2-0	0-1	0-0	L1
Alabama	-	-	-	-	1-1	.500	1-1	0-0	0-0	W1
LSU	-	-	-	-	1-1	.500	1-0	0-1	0-0	L1

AP (Week 1 - Nov. 11)			
1	KENTUCKY (64)	1622	2-0
2	Duke	1538	2-0
3	Michigan State	1451	1-1
4	Louisville (1)	1425	2-0
5	Kansas	1354	1-1
6	North Carolina	1187	2-0
7	Maryland	1166	2-0
8	Gonzaga	1136	2-0
9	Virginia	1134	2-0
10	Villanova	1064	1-0
11	Texas Tech	888	2-0
12	Seton Hall	869	2-0
13	Memphis	828	2-0
14	Oregon	804	2-0
15	FLORIDA	616	1-1
16	Ohio State	544	2-0
17	Utah State	507	2-0
18	Saint Mary's	438	1-0
19	Arizona	415	2-0
20	Washington	373	1-0
21	Xavier	370	2-0
22	AUBURN	247	2-0
23	LSU	237	1-0
24	Baylor	179	1-1
25	Colorado	151	1-0

COACHES (Preseason - Oct. 23)			
1	Michigan State (30)	792	
2	KENTUCKY	734	
3	Kansas (1)	687	
4	Duke (1)	683	
5	Louisville	670	
6	FLORIDA	619	
7	Gonzaga	544	
8	Maryland	536	
9	Virginia	532	
10	Villanova	531	
11	North Carolina	503	
12	Texas Tech	417	
13	Seton Hall	403	
14	Oregon	344	
15	Memphis	331	
16	Ohio State	280	
17	Arizona	229	
18	Baylor	228	
19	Utah State	218	
20	Saint Mary's	163	
21	Xavier	149	
22	Purdue	123	
23	AUBURN	105	
24	LSU	86	
25	TENNESSEE	78	

RECEIVING VOTES: VCU 137, Florida State 112, Texas 95, Marquette 67, **TENNESSEE 49**, Providence 23, Purdue 21, Houston 18, Utah 14, Missouri 13, **ARKANSAS 11**, MISSISSIPPI STATE 9, **GEORGIA**, Liberty 3, San Diego State 2, Creighton 1, Dayton 1, Vermont 1

RECEIVING VOTES: VCU 76; Marquette 62; Washington 59; Florida State 47; Michigan 28; Colorado 28; Houston 17; Creighton 13; Davidson 11; Southern California 9; Providence 8; **MISSISSIPPI STATE 7**; Wisconsin 6; UCLA 6; Texas 6; Syracuse 6; Georgetown 6; Liberty 5; Dayton 5; Harvard 4; Oklahoma 3; Illinois 2; NC State 1.

ARKANSAS IN THE RANKINGS			
WEEK	AP	COACH	NET
Preseason	--	--	NA
Nov. 11	ARV (11)	NA	NA
Nov. 18			
Nov. 25			
Dec. 2			
Dec. 9			
Dec. 16			
Dec. 23			
Dec. 30			
Jan. 6			
Jan. 13			
Jan. 20			
Jan. 27			
Feb. 3			
Feb. 10			
Feb. 17			
Feb. 24			
Mar. 2			
Mar. 9			
Mar. 16			
FINAL			

The last time Arkansas was ranked in the AP Poll...

Top 25:	#22	01/01/18
Top 15:	#15	11/14/00
Top 10:	#6	1995 Final Poll
Top 5:	#5	03/07/95
No. 1:	#1	'94-95 Preseason

Friday, November 15	TV	TIME (CT)
CSUN at Auburn	SEC	6:00 p.m.
Delaware St. at Georgia	SECN+	6:00 p.m.
Western Michigan at Ole Miss	SECN+	6:00 p.m.
Cleveland St. at South Carolina	SECN+	6:00 p.m.
Alabama at Rhode Island	NBCSN	6:30 p.m.
Gonzaga at Texas A&M	SEC	8:00 p.m.

Saturday, November 16		
Nicholls St. at LSU	SECN+	TBD
MONTANA AT ARKANSAS	SECN+	4:00 P.M.
Tennessee vs. Washington	ESPN+/TSN	4:00 p.m.

Sunday, November 17		
Florida at UConn	ESPN	2:00 pm
New Orleans at Mississippi State	SECN+	2:00 pm

Monday, November 18		
Utah Valley at Kentucky	ESPN2	6:00 pm
Colgate at Auburn	SEC	7:00 pm
Wofford at Missouri	SECN+	7:00 pm

Tuesday, November 19		
UMBC at LSU	SEC	6:00 p.m.
Boston U. at South Carolina	SECN+	6:00 p.m.
Seattle at Ole Miss	SECN+	6:30 p.m.
Furman at Alabama	SECN+	7:00 p.m.
TX SOUTHERN AT ARKANSAS	SECN+	7:00 P.M.

Wednesday, November 20		
Georgia Tech at Georgia	SECN+	6:00 p.m.
Alabama St. at Tennessee	SECN+	6:00 p.m.
Morehead St. at Missouri	SECN+	7:00 p.m.
Austin Peay at Vanderbilt	SECN+	7:00 p.m.
Troy at Texas A&M	SECN+	7:00 p.m.

#PROHOGS

38

» Arkansas has had 38 all-time NBA Draft selections from 36 different players in program history.

16

» The Razorbacks have 16 All-Star game appearances by Joe Johnson (7), Sidney Moncrief (5) and Alvin Robertson (4).

12

» Arkansas has 12 first round NBA Draft picks in program history with Sidney Moncrief going No. 5 overall in 1979.

#PROHOGS
Arkansas has had 29 former players go on to play in the NBA and four are currently on active rosters.

Player	Team	Yrs in NBA	Draft Class
Patrick Beverley	Clippers	8th	2009 - 42nd (LAC)
Daryl Macon *	Heat	2nd	2018-FA
Bobby Portis	Knicks	5th	2015 - 22nd (CHI)
Daniel Gafford	Bulls	1st	2019 - 38th (CHI)

* - signed two-way contract

G League			
Dusty Hannahs	Memphis Hustle		2nd Year

0 JEANTAL CYLLA

F • Gr.Sr. • 6-7 • 215
Lake Worth, Fla. || Lake Worth HS.

GENE-tall SILL-uh ... Played one season at UNC Wilmington after beginning his career at Florida Atlantic. In addition to his collegiate experience ... Member of the Haitian National Team.

Received his B.A. in Communication Studies from UNCW in May 2019 ... Is pursuing an M.Ed. in Adult and Lifelong Learning at Arkansas.

Only needs nine points for 1,000 for his career.

2019-20 HIGHLIGHTS:

.

DOUBLE-DOUBLES (3)

2018-19 (Jr. @ UNCW) • 1

Opp	Pts	Rebs
at Mercer	19	10

2016-17 (So. @ FAU) • 1

Opp	Pts	Rebs
Webber	10	10

2015-16 (Fr. @ FAU) • 1


Opp	Pts	Rebs
UTSA	24	12

PERSONAL BESTS •

POINTS	SEC ONLY
Season: 5 vs Rice (11/05/19)	
Career: 25 at UTEP (01/21/16)	--
FG MADE	SEC ONLY
Season: 2 vs Rice (11/05/19)	
Career: 9 at UTEP (01/21/16)	--
FG ATTEMPTED	SEC ONLY
Season: 7 vs Rice (11/05/19)	
Career: 18 at Hofstra (01/17/19)	--
3-POINT FG MADE	SEC ONLY
Season: --	
Career: 5 (2x) last vs Gardner-Webb (11/24/18)	--
3-PT FG ATTEMPTS	SEC ONLY
Season: 1 vs Rice (11/05/19)	
Career: 8 at Rice (02/18/16)	--
FT MADE	SEC ONLY
Season: 1 vs Rice (11/05/19)	
Career: 9 at Elon (02/21/9)	--
FT ATTEMPTED	SEC ONLY
Season: 3 vs North Texas (11/12/19)	
Career: 11 at Elon (02/21/9)	--
REBOUNDS	SEC ONLY
Season: 6 vs Rice (11/05/19)	
Career: 10 (2x) last at Mercer (12/21/18)	--
ASSISTS	SEC ONLY
Season: --	
Career: 3 vs UNC Greensboro (11/13/18)	--
STEALS	SEC ONLY
Season: --	
Career: 4 vs Webber (12/21/16)	--
BLOCKED SHOTS	SEC ONLY
Season: 1 vs Rice (11/05/19)	
Career: 2 (6x) last vs JMU (02/02/19)	--
MINUTES	SEC ONLY
Season: 22 vs Rice (11/05/19)	
Career: 38 at Ohio State (12/06/16)	--

JEANTAL CYLLA 2019-20 GAME STATS

Opponent	Date	GS	Min	FG	FGA	Pct	3FG	3A	Pct	FT	FTA	Pct	O	D	Tot	Avg	PF	FO	A	TO	Blk	Stl	Pts	Avg
RICE	11/05/19		21	2	7	.286	0	1	.000	1	2	.500	1	5	6	6.0	2	0	0	2	1	0	5	5.0
NORTH TEXAS	11/12/19		18	1	4	.250	0	3	.000	0	0	.000	0	2	2	4.0	2	0	0	1	0	0	2	3.5
Totals		0	39	3	11	.273	0	4	.000	1	2	.500	1	7	8	4.0	4	0	0	3	1	0	7	3.5



JEANTAL CYLLA CAREER STATISTICS

Year	GP	GS	Min	Avg	FG	FGA	Pct	3FG	3FGA	Pct	FT	FTA	Pct	Off	Def	Tot	Avg	PF	FO	Ast	TO	Blk	Stl	Pts	Avg
2015-16 (FAU)	33	24	870	26.4	105	272	.386	44	128	.344	65	89	.730	25	89	114	3.5	85	4	16	44	15	17	319	9.7
2016-17 (FAU)	30	30	660	22.0	75	196	.383	23	87	.264	41	56	.732	28	70	98	3.3	58	0	13	29	10	13	214	7.1
2017-18 - REDSHIRTED AT UNCW																									
2018-19 (UNCW)	33	32	930	28.2	156	365	.427	33	106	.311	106	125	.848	48	103	151	4.6	86	2	18	46	17	17	451	13.7
2019-20 (ARK)	2	0	39	19.5	3	11	.273	0	4	.000	1	2	.500	1	7	8	4.0	4	0	0	3	1	0	7	3.5
CAREER	98	86	2499	25.5	339	844	.402	100	325	.308	213	272	.783	102	269	371	3.8	233	6	47	122	43	47	991	10.1

1

ISAIAH JOE

G • So. • 6-5 • 167

Fort Smith, Ark. || Fort Smith Northside HS

- JERRY WEST SHOOTING GUARD OF THE YEAR WATCH LIST • VOTE: <http://www.hoophallawards.com/men/vote.php>
- 2019-20 Preseason All-SEC (2nd Team Coaches and Media)
- 2019 SEC ALL-FRESHMAN TEAM and 2019 USBWA ALL-DISTRICT VII

- Ranks 20th in the NCAA / 2nd SEC by making 4.0 3's per game
- Games in double figure points: 30 for career / 2 for 2019-20 Games Making 3+ 3's: 22 for career / 2 for 2019-20

2019-20 HIGHLIGHTS:

- Scored 24 in the season opener versus Rice with a **career-high seven assists**.
- Tied Mason Jones with a team-high 16 points versus North Texas ... Was 4-of-6 from 3-point range, making his last four.

ISAIAH JOE 2019-20 GAME STATS

Opponent	Date	GS	Min	FG	FGA	Pct	3FG	3A	Pct	FT	FTA	Pct	O	D	Tot	Avg	PF	FO	A	TO	Blk	Stl	Pts	Avg
RICE	11/05/19	*	32	10	18	.556	4	11	.364	0	0	.000	0	5	5	5.0	1	0	7	5	0	0	24	24.0
NORTH TEXAS	11/12/19	*	38	5	9	.556	4	6	.667	2	2	1.000	0	3	3	4.0	0	0	2	3	1	3	16	20.0
Totals		2	70	15	27	.556	8	17	.471	2	2	1.000	0	8	8	4.0	1	0	9	8	1	3	40	20.0

PERSONAL BESTS

POINTS	SEC ONLY
Season: 24 vs Rice (11/05/19)	
Career: 34 vs. FIU (12/01/18)	23 (2x), last vs. Mizzou (01/23/19)
FG MADE	SEC ONLY
Season: 10 vs Rice (11/05/19)	
Career: 11 vs. FIU (12/01/18)	8 vs. Missouri (01/23/19)
FG ATTEMPTED	SEC ONLY
Season: 19 vs Rice (11/05/19)	
Career: 18 (2x) last vs Rice (11/05/19)	18 at Auburn (02/20/19)
3-POINT FG MADE	SEC ONLY
Season: 4 (2x) last vs North Texas (11/12/19)	
Career: 10 vs. FIU (12/01/18)	7 (2x), last vs. Mizzou (01/23/19)
3-PT FG ATTEMPTS	SEC ONLY
Season: 11 vs Rice (11/05/19)	
Career: 14 at Auburn (02/20/19)	14 at Auburn (02/20/19)
FT MADE	SEC ONLY
Season: 2 vs North Texas (11/12/19)	
Career: 8 vs. Texas A&M (02/23/19)	8 vs. Texas A&M (02/23/19)
FT ATTEMPTED	SEC ONLY
Season: 2 vs North Texas (11/12/19)	
Career: 9 vs. Texas A&M (02/23/19)	9 vs. Texas A&M (02/23/19)
REBOUNDS	SEC ONLY
Season: 5 vs Rice (11/05/19)	
Career: 6 (2x), last vs. Alabama (03/09/19)	6 (2x), last vs. Alabama (03/09/19)
ASSISTS	SEC ONLY
Season: 7 vs Rice (11/05/19)	
Career: 7 vs Rice (11/05/19)	5 vs. Vanderbilt (02/05/19)
STEALS	SEC ONLY
Season: 3 vs North Texas (11/12/19)	
Career: 6 vs Alabama (03/09/19)	6 vs Alabama (03/09/19)
BLOCKED SHOTS	SEC ONLY
Season:	
Career: 2 vs. Ole Miss (03/02/19)	2 vs. Ole Miss (03/02/19)
MINUTES	SEC ONLY
Season: 38 vs North Texas (11/12/19)	
Career: 37 at Auburn (02/20/19)	37 at Auburn (02/20/19)



ISAIAH JOE CAREER STATISTICS

Year	GP	GS	Min	Avg	FG	FGA	Pct	3FG	3FGA	Pct	FT	FTA	Pct	Off	Def	Tot	Avg	PF	FO	Ast	TO	Blk	Stl	Pts	Avg
2018-19	34	34	1024	30.1	148	358	.413	113	273	.414	62	82	.756	21	73	94	2.8	64	0	58	42	5	51	471	13.9
2019-20	2	2	70	35.0	15	27	.556	8	17	.471	2	2	1.000	0	8	8	4.0	1	0	9	8	1	3	40	20.0
TOTAL	36	36	1094	30.4	163	385	.423	121	290	.417	64	84	.762	21	81	102	2.8	65	0	67	50	6	54	511	14.2

2

ADRIO BAILEY

F • Sr. • 6-6 • 217

Clarence, La. || Lakeview HS

• Represents Arkansas on the SEC Men's Basketball Leadership Council and member of the Arkansas Student-Athlete Advisory Committee ... **Named to the 2019 SEC Community Service Team** ... Voted team tri-captain for the 2018-19 season.

• Ranks 20th in the NCAA / 1st SEC in steals per game (3.5 avg.)

2019-20 HIGHLIGHTS:

- Pulled down a career-high nine rebounds and tied then career high with three steals in the season-opening win over Rice.
- Had a career-high four steals versus North Texas.

ADRIO BAILEY 2019-20 GAME STATS


Opponent	Date	GS	Min	FG	FGA	Pct	3FG	3A	Pct	FT	FTA	Pct	O	D	Tot	Avg	PF	FO	A	TO	Blk	Stl	Pts	Avg
RICE	11/05/19	*	21	4	7	.571	0	0	.000	0	0	.000	2	7	9	9.0	3	0	1	3	1	3	8	8.0
NORTH TEXAS	11/12/19	*	28	3	4	.750	1	2	.500	1	2	.500	2	3	5	7.0	1	0	0	1	1	4	8	8.0
Totals			49	7	11	.636	1	2	.500	1	2	.500	4	10	14	7.0	4	0	1	4	2	7	16	8.0

• PERSONAL BESTS •

POINTS	SEC ONLY
Season: 8 (2x) last North Texas (11/12/19)	
Career: 20 vs. UC Davis (11/12/18)	10 at Mississippi State (01/02/18)
FG MADE	SEC ONLY
Season: 4 vs Rice (11/05/19)	
Career: 7 (2x), last vs. Samford (11/10/17)	5 at Mississippi State (01/02/18)
FG ATTEMPTED	SEC ONLY
Season: 7 vs Rice (11/05/19)	
Season: 9 at Tennessee (01/15/19)	9 at Tennessee (01/15/19)
3-POINT FG MADE	SEC ONLY
Season: 1 vs North Texas (11/12/19)	
Career: 1 (2x), last at LSU (02/02/19)	1 at LSU (02/02/19)
3-PT FG ATTEMPTS	SEC ONLY
Season: 2 vs North Texas (11/12/19)	
Career: 2 vs. UC Davis (11/12/18)	--
FT MADE	SEC ONLY
Season: 1 vs North Texas (11/12/19)	
Career: 9 vs. UC Davis (11/12/18)	3 vs Alabama (03/09/19)
FT ATTEMPTED	SEC ONLY
Season: 2 vs North Texas (11/12/19)	
Career: 11 vs. UC Davis (11/12/18)	6 vs. South Carolina (03/08/18)
REBOUNDS	SEC ONLY
Season: 9 vs Rice (11/05/19)	
Career: 9 vs Rice (11/05/19)	6 (2x), last at USC (02/09/19)
ASSISTS	SEC ONLY
Season: 1 vs Rice (11/05/19)	
Career: 3 (3x), last at LSU (01/12/19)	3 (3x), last vs. LSU (01/12/19)
STEALS	SEC ONLY
Season: 4 vs North Texas (11/12/19)	
Career: 4 vs North Texas (11/12/19)	3 at South Carolina (02/09/19)
BLOCKED SHOTS	SEC ONLY
Season: 1 (2x) last vs North Texas (11/12/19)	
Career: 5 vs. North Carolina (11/24/17)	2 (2x), last at Vandv (03/06/19)
MINUTES	SEC ONLY
Season: 28 vs North Texas (11/12/19)	
Career: 35 vs Texas (11/09/18)	27 vs. Miss State (02/16/19)

ADRIO BAILEY CAREER STATISTICS

Year	GP	GS	Min	Avg	FG	FGA	Pct	3FG	3FGA	Pct	FT	FTA	Pct	Off	Def	Tot	Avg	PF	FO	Ast	TO	Blk	Stl	Pts	Avg
2016-17	27	2	200	7.4	22	39	.564	0	0	.000	6	19	.316	13	22	35	1.3	29	0	7	11	7	14	50	1.9
2017-18	31	16	439	14.2	53	98	.541	0	0	.000	20	33	.606	29	50	79	2.5	59	1	17	18	23	15	126	4.1
2018-19	34	26	634	18.6	76	171	.444	2	12	.167	36	57	.632	27	74	101	3.0	89	2	25	27	25	25	190	5.6
2019-20	2	2	49	24.5	7	11	.636	1	2	.500	1	2	.500	4	10	14	7.0	4	0	1	4	2	7	16	8.0
TOTAL	94	46	1322	14.1	158	319	.495	3	14	.214	63	111	.568	73	156	229	2.4	181	3	50	60	57	61	382	4.1



Was the only Razorback to score in double figures in both exhibitions, getting 12 versus Little Rock and 10 versus Southwestern Oklahoma ... Was also the only Razorback to have a plus/minus over +20 in both games. He was +20 versus Little Rock and +29 versus SW Oklahoma.

- Although he did not have enough attempts to qualify for NCAA/SEC last season, led the team in 3PT% (.460).
- Got off to a slow start from 3-point range last season as well ... Was 7-of-his first-18 (.389) and 11-of-34 (.324) before finishing the season 19-of-28 (.679).

2019-20 HIGHLIGHTS:

- Had a career-high and tied for the team lead with six rebounds versus North Texas ... Added his first career blocked shot.

DESI SILLS 2019-20 GAME STATS

Opponent	Date	GS	Min	FG	FGA	Pct	3FG	3A	Pct	FT	FTA	Pct	O	D	Tot	Avg	PF	FO	A	TO	Blk	Stl	Pts	Avg	
RICE	11/05/19	*	29	4	8	.500	0	3	.000	0	0	.000	0	1	1	1.0	3	0	2	3	0	1	8	8.0	
NORTH TEXAS	11/12/19	*	34	3	8	.375	0	4	.000	3	5	.600	0	6	6	3.5	2	0	1	2	1	1	9	8.5	
Totals			2	63	7	16	.438	0	7	.000	3	5	.600	0	7	7	3.5	5	0	3	5	1	2	17	8.5

DESI SILLS CAREER STATISTICS

Year	GP	GS	Min	Avg	FG	FGA	Pct	3FG	3FGA	Pct	FT	FTA	Pct	Off	Def	Tot	Avg	PF	FO	Ast	TO	Blk	Stl	Pts	Avg
2018-19	34	8	576	16.9	55	125	.440	29	63	.460	40	57	.702	12	31	43	1.3	68	2	58	53	0	21	179	5.3
2019-20	2	2	63	31.5	7	16	.438	0	7	.000	3	5	.600	0	7	7	3.5	5	0	3	5	1	2	17	8.5
TOTAL	36	10	639	17.8	62	141	.440	29	70	.414	43	62	.694	12	38	50	1.4	73	2	61	58	1	23	196	5.4

• PERSONAL BESTS •

POINTS	SEC ONLY
Season: 9 vs North Texas (11/12/19)	
Career: 18 at Indiana (03/23/19)	15 at Kentucky (02/26/19)
FG MADE	SEC ONLY
Season: 4 vs Rice (11/05/19)	
Career: 6 at Indiana (03/23/19)	5 at Texas A&M (01/05/19)
FG ATTEMPTED	SEC ONLY
Season: 8 vs Rice (11/05/19)	
Career: 11 at Indiana (03/23/19)	9 at Texas A&M (01/05/19)
3-POINT FG MADE	SEC ONLY
Season:	
Career: 4 at Indiana (03/23/19)	3 (3x) last at Alabama (03/09/19)
3-PT FG ATTEMPTS	SEC ONLY
Season: 4 vs North Texas (11/12/19)	
Career: 6 (2x), last at Indiana (03/23/19)	6 at Texas A&M (01/05/19)
FT MADE	SEC ONLY
Season: 3 vs North Texas (11/12/19)	
Career: 5 at Auburn (02/21/19)	5 at Auburn (02/21/19)
FT ATTEMPTED	SEC ONLY
Season: 5 vs North Texas (11/12/19)	
Career: 8 at Auburn (02/21/19)	8 at Auburn (02/21/19)
REBOUNDS	SEC ONLY
Season: 6 vs North Texas (11/12/19)	
Career: 6 vs North Texas (11/12/19)	4 at Auburn (02/21/19)
ASSISTS	SEC ONLY
Season: 2 vs Rice (11/05/19)	
Career: 6 vs. FIU (12/01/18)	5 vs. LSU (01/12/19)
STEALS	SEC ONLY
Season: 1 (2x) last vs North Texas (11/12/19)	
Career: 3 vs. Ole Miss (02/02/19)	3 vs. Ole Miss (02/02/19)
BLOCKED SHOTS	SEC ONLY
Season: 1 vs North Texas (11/12/19)	
Career: 1 vs North Texas (11/12/19)	--
MINUTES	SEC ONLY
Season: 33 vs North Texas (11/12/19)	
Career: 33 vs North Texas (11/12/19)	29 at Kentucky (02/26/19)



5

JALEN HARRIS

G • Jr. • 6-2 • 166

Wilson, N.C. || Word of God Christian Academy

Played his freshman season at the University of New Mexico, sat out as transfer at Arkansas in 2017-18.

LAST SEASON

- 15th in NCAA • 2nd in the SEC in assist-to-turnover ratio (2.86) – 189 assists vs 67 turnovers
 - 37th in NCAA • 3rd in the SEC in assists per game (5.6)
 - 29th in NCAA • 5th in the SEC in total assists (189)
- Voted team tri-captain ... Had 189 assists to rank seventh on the school's single-season list ... The 189 assists are the most in a season by a Razorback sophomore.

2019-20 HIGHLIGHTS:

- Only made eight 3's in 2018-19, but was 2-of-2 from beyond the arc in the season-opening win versus Rice ... Added three steals.

DOUBLE-DOUBLES (2)

2018-19 (RSo.) • 2

Opp	Pts	Asst
Montana State	11	11
vs UTSA	11	10

• PERSONAL BESTS •

POINTS	SEC ONLY
Season: 10 vs Rice (11/05/19)	
Career: 17 at South Carolina (02/09/19)	17 at South Carolina (02/09/19)
FG MADE	SEC ONLY
Season: 3 vs Rice (11/05/19)	
Career: 6 vs Western Ky. (12/08/18)	5 (2x), last at USC (02/09/19)
FG ATTEMPTED	SEC ONLY
Season: 4 vs Rice (11/05/19)	
Career: 16 at South Carolina (02/09/19)	16 at South Carolina (02/09/19)
3-POINT FG MADE	SEC ONLY
Season: 2 vs Rice (11/05/19)	
Career: 2 vs Rice (11/05/19)	1 (4x), last at LSU (02/02/19)
3-PT FG ATTEMPTS	SEC ONLY
Season: 2 vs Rice (11/05/19)	
Career: 5 vs. Texas (11/09/18)	3 at Texas A&M (01/05/19)
FT MADE	SEC ONLY
Season: 2 (2x) last vs North Texas (11/12/19)	
Career: 8 vs. UTA (01/23/18)	7 at South Carolina (02/09/19)
FT ATTEMPTED	SEC ONLY
Season: 4 vs Rice (11/05/19)	
Career: 11 (2x), last at TX A&M (01/05/19)	11 at Texas A&M (01/05/19)
REBOUNDS	SEC ONLY
Season: 4 vs Rice (11/05/19)	
Career: 9 (2x), last vs. FIU (12/01/18)	6 at Ole Miss (01/19/19)
ASSISTS	SEC ONLY
Season: 1 vs Rice (11/05/19)	
Career: 12 at Colorado State (12/05/18)	10 at Missouri (02/12/19)
STEALS	SEC ONLY
Season: 3 vs Rice (11/05/19)	
Career: 4 at Colorado State (12/05/18)	3 vs. Missouri (01/23/19)
BLOCKED SHOTS	SEC ONLY
Season: 1 vs Rice (11/05/19)	
Career: 2 vs. Georgia (01/29/19)	2 vs. Georgia (01/29/19)
MINUTES	SEC ONLY
Season: 22 vs Rice (11/05/19)	
Career: 39 vs. Texas (11/09/18)	36 at Texas A&M (01/05/19)

JALEN HARRIS 2019-20 GAME STATS

Opponent	Date	GS	Min	FG	FGA	Pct	3FG	3A	Pct	FT	FTA	Pct	O	D	Tot	Avg	PF	FO	A	TO	Blk	Stl	Pts	Avg
RICE	11/05/19	22		3	4	.750	2	2	1.000	2	4	.500	0	4	4	4.0	4	0	1	2	1	3	10	10.0
NORTH TEXAS	11/12/19	18		0	2	.000	0	2	.000	2	2	1.000	0	0	0	2.0	4	0	1	1	1	0	2	6.0
Totals		0	40	3	6	.500	2	4	.500	4	6	.667	0	4	4	2.0	8	0	2	3	2	3	12	6.0

JALEN HARRIS CAREER STATISTICS

Year	GP	GS	Min	Avg	FG	FGA	Pct	3FG	3FGA	Pct	FT	FTA	Pct	Off	Def	Tot	Avg	PF	FO	Ast	TO	Blk	Stl	Pts	Avg
2016-17 (UNW)	31	18	639	20.6	47	107	.439	7	27	.259	38	51	.745	2	54	56	1.8	64	0	72	40	3	25	139	4.5
2017-18 - REDSHIRTED AT ARKANSAS																									
2018-19 (ARK)	34	34	1046	30.8	85	249	.341	8	69	.116	82	119	.689	18	80	98	2.9	75	1	189	66	6	38	260	7.6
2019-20 (ARK)	2	0	40	20.0	3	6	.500	2	4	.500	4	6	.667	0	4	4	2.0	8	0	2	3	2	3	12	6.0
All*	67	52	1725	25.7	135	362	.373	17	100	.170	124	176	.705	20	138	158	2.4	147	1	263	109	11	66	411	6.1



12 TY STEVENS

G • Jr. • 6-2 • 180
Republic, Mo. || Republic HS

Second year walk-on ... Played in two games for a total of two minutes last season ... Lone points came on an old-fashion 3-point play at Vanderbilt.

2019-20 HIGHLIGHTS:

- Saw action in the season-opening win over Rice.

TY STEVENS 2019-20 GAME STATS

Opponent	Date	GS	Min	FG	FGA	Pct	3FG	3A	Pct	FT	FTA	Pct	O	D	Tot	Avg	PF	FO	A	TO	Blk	Stl	Pts	Avg
RICE	11/05/19	1		0	0	.000	0	0	.000	0	1	.000	0	0	0	0.0	0	0	0	0	0	0	0	0.0
NORTH TEXAS	11/12/19	DNP																						
TOTALS	11/05/19	1		0	0	.000	0	0	.000	0	1	.000	0	0	0	0.0	0	0	0	0	0	0	0	0.0

TY STEVENS CAREER STATISTICS

Year	GP	GS	Min	Avg	FG	FGA	Pct	3FG	3FGA	Pct	FT	FTA	Pct	Off	Def	Tot	Avg	PF	FO	Ast	TO	Blk	Stl	Pts	Avg
2018-19	2	0	2	1.0	1	1	1.000	0	0	.000	1	1	1.000	0	0	0	0.0	0	0	0	0	0	0	3	1.5
2019-20	1	0	1	1.0	0	0	.000	0	0	.000	0	1	.000	0	0	0	0.0	0	0	0	0	0	0	0	0.0
TOTAL	3	0	3	1.0	1	1	1.000	0	0	.000	1	2	.500	0	0	0	0.0	0	0	0	0	0	0	3	1.0

#PACE&SPACE

PERSONAL BESTS

POINTS	SEC ONLY
Season:	
Career: 3 at Vanderbilt (03/06/19)	3 at Vanderbilt (03/06/19)
FG MADE	SEC ONLY
Season:	
Career: 1 at Vanderbilt (03/06/19)	1 at Vanderbilt (03/06/19)
FG ATTEMPTED	SEC ONLY
Season:	
Career: 1 at Vanderbilt (03/06/19)	1 at Vanderbilt (03/06/19)
3-POINT FG MADE	SEC ONLY
Season:	
Career: --	--
3-PT FG ATTEMPTS	SEC ONLY
Season:	
Career: --	--
FT MADE	SEC ONLY
Season:	
Career: 1 at Vanderbilt (03/06/19)	1 at Vanderbilt (03/06/19)
FT ATTEMPTED	SEC ONLY
Season: 1 vs Rice (11/05/19)	
Career: 1 (2x) last vs Rice (11/05/19)	1 at Vanderbilt (03/06/19)
REBOUNDS	SEC ONLY
Season:	
Career: --	--
ASSISTS	SEC ONLY
Season:	
Career: --	--
STEALS	SEC ONLY
Season:	
Career: --	--
BLOCKED SHOTS	SEC ONLY
Season:	
Career: --	--
MINUTES	SEC ONLY
Season: 2 vs Rice (11/05/19)	
Career: 2 vs Rice (11/05/19)	--



13 EMEKA OBUKWELU

F • R.Jr. • 6-8 • 222
Plano, Texas || Plano West HS

Pronounced eh-MECK-uh Oh-Boo-QUAY-Lu ... Played two seasons at Texas-Tyler before transferring to Arkansas ... Second year walk-on.

2019-20 HIGHLIGHTS:

- Only played the final minute in the season-opening win over Rice, but grabbed three rebounds.

DOUBLE-DOUBLES 2017-18 (So.) • 9

Opp	Pts	Rebs
at Texas Lutheran	28	13
at Southwestern (TX)	26	13
at Austin Rhodes	27	12
Colorado College	43	17
at Howard Payne	19	14
Louisiana College	14	11
at UT Dallas	25	13
LeTourneau	19	10
	33	11

PERSONAL BESTS •

POINTS	SEC ONLY
Season: Career: 43 vs Rhodes (12/03/17)	--
FG MADE	SEC ONLY
Season: Career: 20 vs Rhodes (12/03/17)	--
FG ATTEMPTED	SEC ONLY
Season: Career: 26 at LeTourneau (02/01/18)	--
3-POINT FG MADE	SEC ONLY
Season: Career: --	--
3-PT FG ATTEMPTS	SEC ONLY
Season: Career: 1 (2x) last at Hardin-Simmons (12/07/17)	--
FT MADE	SEC ONLY
Season: Career: 6 (2x) last at Louisiana Coll. (02/17/18)	--
FT ATTEMPTED	SEC ONLY
Season: Career: 10 at Willamette (11/18/16)	--
REBOUNDS	SEC ONLY
Season: 3 vs Rice (11/05/19) Career: 20 vs Rhodes (12/03/17)	--
ASSISTS	SEC ONLY
Season: Career: 4 at Rust (01/19/17)	--
STEALS	SEC ONLY
Season: Career: 2 (2x) last at Louisiana Coll. (02/17/18)	--
BLOCKED SHOTS	SEC ONLY
Season: Career: 4 vs Belhaven (01/13/18)	--
MINUTES	SEC ONLY
Season: 1 vs Rice (11/05/19) Career: 42 vs Louisiana College (01/11/18)	--

EMEKA OBUKWELU 2019-20 GAME STATS

Opponent	Date	GS	Min	FG	FGA	Pct	3FG	3A	Pct	FT	FTA	Pct	O	D	Tot	Avg	PF	FO	A	TO	Blk	Stl	Pts	Avg
RICE	11/05/19	1		0	0	.000	0	0	.000	0	0	.000	1	2	3	3.0	0	0	0	0	0	0	0	0.0
NORTH TEXAS	11/12/19	DNP																						
TOTALS		1		0	0	.000	0	0	.000	0	0	.000	1	2	3	3.0	0	0	0	0	0	0	0	0.0



EMEKA OBUKWELU CAREER STATISTICS

Year	GP	GS	Min	Avg	FG	FGA	Pct	3FG	3FGA	Pct	FT	FTA	Pct	Off	Def	Tot	Avg	PF	FO	Ast	TO	Blk	Stl	Pts	Avg
2016-17 (UT-T)	26	15	462	17.8	79	131	.603	0	0	.000	20	45	.444	33	66	99	3.8	79	1	25	23	4	2	178	6.9
2017-18 (UT-T)	26	26	751	28.9	227	335	.677	0	2	.000	56	87	.644	55	147	202	7.8	79	5	38	56	9	8	510	19.6
2017-18 - REDSHIRTED AT ARKANSAS																									
2018-19 (ARK)	1	0	1	1.0	0	0	.000	0	0	.000	0	0	.000	1	2	3	3.0	0	0	0	0	0	0	0	0.0
All*	53	41	1214	22.9	306	466	.657	0	2	.000	76	132	.576	89	215	304	5.7	158	6	63	79	13	10	688	13.0

Last season, was second on the team in rebounding (3.9), assists (96) and steals (31) while ranking third in scoring (13.6; eight points shy of second on the team) ... Ranked sixth in SEC in 3-pointers made (76 total, ninth in free throw percentage (.804) and 10th in free throws made (115).

- **SEC PLAYER OF THE WEEK (Nov. 11): 32 pts - 7 rebs - 5 steals in season-opening win over Rice.**
- **Is 13-of-13 from the free throw line this season and has made 22 straight dating back to last season.**

- Games in double figure points: 21 for career / 2 for 2019-20 Led team in scoring: 12 for career (9-3) / 2 for 2019-20 21-0
- Led team in assists: 9 for career / 0 for 2019-20 Made 3+ 3's: 14 for career / 1 for 2019-20

2019-20 HIGHLIGHTS:

- Named **SEC Player of the Week** as he scored career-high 32 in the season opener versus Rice –the 2nd-highest point production by a Razorback in a season opener ... Also had career highs in FG made (12), FG att (18) and steals (5).
- Led the team in scoring (16), rebounds (6) and assists (2) in the in over North Texas.

• PERSONAL BESTS •

POINTS	SEC ONLY
Season: 32 vs Rice (11/05/19)	
Career: 32 vs Rice (11/05/19)	30 (2x), last vs. Miss State (02/16/19)
FG MADE	SEC ONLY
Season: 12 vs Rice (11/05/19)	
Career: 12 vs Rice (11/05/19)	9 vs. Miss State (02/16/19)
FG ATTEMPTED	SEC ONLY
Season: 18 vs Rice (11/05/19)	
Career: 18 (2x) last vs Rice (11/05/19)	18 vs. Miss State (02/16/19)
3-POINT FG MADE	SEC ONLY
Season: 4 vs Rice (11/05/19)	
Career: 6 vs. Ole Miss (03/02/19)	6 vs Ole Miss (03/02/19)
3-PT FG ATTEMPTS	SEC ONLY
Season: 8 vs Rice (11/05/19)	
Career: 13 vs GA Tech (12/19/18)	11 (2x), last vs. Miss State (02/16/19)
FT MADE	SEC ONLY
Season: 9 vs North Texas (11/12/19)	
Career: 12 vs. Florida (01/09/19)	12 vs. Florida (01/09/19)
FT ATTEMPTED	SEC ONLY
Season: 9 vs North Texas (11/12/19)	
Career: 13 (2x), last vs. Fla (01/09/19)	13 vs. Florida (01/09/19)
REBOUNDS	SEC ONLY
Season: 7 vs Rice (11/05/19)	
Career: 10 vs. FIU (12/01/18)	6 (3x), last at Vandy (03/06/19)
ASSISTS	SEC ONLY
Season: 3 vs Rice (11/05/19)	
Career: 7 vs. Indiana (11/18/18)	5 (3x), last at Vandy (03/06/19)
STEALS	SEC ONLY
Season: 5 vs Rice (11/05/19)	
Career: 5 vs Rice (11/05/19)	3 at Vanderbilt (03/06/19)
BLOCKED SHOTS	SEC ONLY
Season:	
Career: 1 (5x), last at USC (02/09/19)	1 (4x), last at USC (02/02/19)
MINUTES	SEC ONLY
Season: 32 vs Rice (11/05/19)	
Career: 38 (2x), last vs. LSU (01/12/19)	38 vs. LSU (01/12/19)

MASON JONES 2019-20 GAME STATS

Opponent	Date	GS	Min	FG	FGA	Pct	3FG	3A	Pct	FT	FTA	Pct	O	D	Tot	Avg	PF	FO	A	TO	Blk	Stl	Pts	Avg	
RICE	11/05/19	*	33	12	18	.667	4	8	.500	4	4	1.000	1	6	7	7.0	0	0	3	3	0	5	32	32.0	
NORTH TEXAS	11/12/19	*	29	3	8	.375	1	5	.200	9	9	1.000	2	4	6	6.5	2	0	2	1	0	0	16	24.0	
Totals			2	62	15	26	.577	5	13	.385	13	13	1.000	3	10	13	6.5	2	0	5	4	0	5	48	24.0

MASON JONES CAREER STATISTICS

Year	GP	GS	Min	Avg	FG	FGA	Pct	3FG	3FGA	Pct	FT	FTA	Pct	Off	Def	Tot	Avg	PF	FO	Ast	TO	Blk	Stl	Pts	Avg
2018-19	34	26	996	29.3	136	337	.404	76	208	.365	115	143	.804	18	114	132	3.9	77	2	96	61	5	31	463	13.6
2019-20	2	2	62	31.0	15	26	.577	5	13	.385	13	13	1.000	3	10	13	6.5	2	0	5	4	0	5	48	24.0
TOTAL	36	28	1058	29.4	151	363	.416	81	221	.367	128	156	.821	21	124	145	4.0	79	2	101	65	5	36	511	14.2



24 ETHAN HENDERSON

F • So. • 6-8 • 210
Little Rock, Ark. || Parkview Magnet HS

Last season, played in 12 games and scored 11 points ... Had a breakout game at Providence in the first round of the NIT ... In the first 32 games of the season, Henderson played 28 minutes, was 2-of-3 from the field, scored five points and had six rebounds ... At Providence (Game 33) alone, played 18 minutes, was 3-of-6 from the field, scored six points and had five rebounds.

2019-20 HIGHLIGHTS:

ETHAN HENDERSON 2019-20 GAME STATS

Opponent	Date	GS	Min	FG	FGA	Pct	3FG	3A	Pct	FT	FTA	Pct	O	D	Tot	Avg	Pf	Fo	A	To	Blk	Stl	Pts	Avg
RICE	11/05/19		12	1	1	1.000	0	0	.000	0	0	.000	0	3	3	3.0	3	0	0	1	1	1	2	2.0
NORTH TEXAS	11/12/19	DNP																						
TOTALS			12	1	1	1.000	0	0	.000	0	0	.000	0	3	3	3.0	3	0	0	1	1	1	2	2.0

ETHAN HENDERSON CAREER STATISTICS

Year	GP	GS	Min	Avg	FG	FGA	Pct	3FG	3FGA	Pct	FT	FTA	Pct	Off	Def	Tot	Avg	Pf	Fo	Ast	To	Blk	Stl	Pts	Avg
2018-19	12	0	51	4.3	5	10	.500	0	0	.000	1	3	.333	3	9	12	1.0	6	0	1	3	2	3	11	0.9
2019-20	1	0	12	12.0	1	1	1.000	0	0	.000	0	0	.000	0	3	3	3.0	3	0	0	1	1	1	2	2.0
TOTAL	13	0	63	4.8	6	11	.545	0	0	.000	1	3	.333	3	12	15	1.2	9	0	1	4	3	4	13	1.0

PERSONAL BESTS

POINTS	SEC ONLY
Season: 2 vs Rice (11/05/19)	
Career: 6 at Providence (03/19/19)	2 at Tennessee (01/15/19)
FG MADE	SEC ONLY
Season: 1 vs Rice (11/05/19)	
Career: 3 at Providence (03/19/19)	1 at Tennessee (01/15/19)
FG ATTEMPTED	SEC ONLY
Season: 1 vs Rice (11/05/19)	
Career: 6 at Providence (03/19/19)	1 (2x), last vs. Georgia (01/29/19)
3-POINT FG MADE	SEC ONLY
Season: --	
Career: --	--
3-PT FG ATTEMPTS	SEC ONLY
Season: --	
Career: --	--
FT MADE	SEC ONLY
Season: --	
Career: 1 vs FIU (12/01/18)	--
FT ATTEMPTED	SEC ONLY
Season: --	
Career: 2 vs FIU (12/01/18)	--
REBOUNDS	SEC ONLY
Season: 3 vs Rice (11/05/19)	
Career: 5 at Providence (03/19/19)	1 at Tennessee (01/15/19)
ASSISTS	SEC ONLY
Season: --	
Career: 1 vs UTA (11/23/18)	--
STEALS	SEC ONLY
Season: 1 vs Rice (11/05/19)	
Career: 2 at Tennessee (01/15/19)	2 at Tennessee (01/15/19)
BLOCKED SHOTS	SEC ONLY
Season: 1 vs Rice (11/05/19)	
Career: 1 (3x), last vs Rice (11/05/19)	1 at Auburn (02/20/19)
MINUTES	SEC ONLY
Season: 12 vs Rice (11/05/19)	
Career: 18 at Providence (03/19/19)	4 at Tennessee (01/15/19)



33 JIMMY WHITT JR.

G • Gr. Sr. • 6-3 • 175
Columbia, Mo. || Hickman HS

Began his career at Arkansas before transferring to SMU, returns to the Razorbacks for the 2019-20 season as a graduate transfer ... Received his B.S. in Sport Management from SMU in May 2019 ... Is pursuing an M.Ed. in Adult and Lifelong Learning ... His brother, Marcus, was a graduate assistant on Coach Musselman's staff at Nevada.

Eric Musselman says of Whitt, **"may be the best rebounding point guard in the nation."**

• Only needs 75 points for 1,000, 3 rebounds for 300 and 25 assists for 300

• Games in double figure points: 45 for career / 1 for 2019-20

• Games with 5+ assists: 20 • career / 1 • 2019-20

2019-20 HIGHLIGHTS:

• Had five assists in the season-opening win over Rice.

Pumped in 13 points with three steals and two assists versus North Texas.

TRIPLE-DOUBLES

2018-19 (Jr.) • 1

Opp	Pts	Rebs	Asst
McNeese St.	12	10	10

DOUBLE-DOUBLES

2018-19 (Jr.) • 5

Opp	Pts	Rebs
vs. Bradley	12	13
McNeese St. *	12	10
at Tulane	11	11
at UConn	20	10
Tulsa	10	10

* - part of a triple-double

PERSONAL BESTS

POINTS	SEC ONLY
Season: 13 vs North Texas (11/12/19)	
Career: 24 vs Cincinnati (03/15/19)	15 at Missouri (01/12/16)
FG MADE	SEC ONLY
Season: 5 vs North Texas (11/12/19)	
Career: 12 vs Cincinnati (03/15/19)	15 at Missouri (01/12/16)
FG ATTEMPTED	SEC ONLY
Season: 10 vs North Texas (11/12/19)	
Career: 19 (2x) last vs Cincinnati (03/05/19)	12 at Mississippi State (02/09/16)
3-POINT FG MADE	SEC ONLY
Season:	
Career: 2 (3x) last at UCF (03/04/18)	2 (2x), last vs LSU (02/23/16)
3-PT FG ATTEMPTS	SEC ONLY
Season:	
Career: 6 at UCF (03/04/18)	3 vs LSU (02/23/16)
FT MADE	SEC ONLY
Season: 3 vs North Texas (11/12/19)	
Career: 7 vs Wichita State (02/24/18)	4 (2x) last vs USC (03/05/16)
FT ATTEMPTED	SEC ONLY
Season: 4 vs North Texas (11/12/19)	
Career: 8 vs Wichita State (02/24/18)	6 (2x) last vs USC (03/05/16)
REBOUNDS	SEC ONLY
Season: 4 vs Rice (11/05/19)	
Career: 13 (2x) last vs Bradley (11/20/18)	4 at Mississippi State (02/09/16)
ASSISTS	SEC ONLY
Season: 5 vs Rice (11/05/19)	
Career: 10 vs McNeese (11/29/18)	2 (4x) last vs Auburn (02/17/16)
STEALS	SEC ONLY
Season: 3 vs North Texas (11/12/19)	
Career: 5 (3x) vs Memphis (21/14/18)	1 (8x) last at Tennessee (02/27/16)
BLOCKED SHOTS	SEC ONLY
Season: 1 (2x) last vs North Texas (11/12/19)	
Career: 3 (2x) at Memphis (01/19/19)	2 vs Vanderbilt (01/15/16)
MINUTES	SEC ONLY
Season: 35 vs North Texas (11/12/19)	
Career: 40 (11x) last vs Cincinnati (03/05/19)	20 (3x) last at Miss State (02/09/16)

JIMMY WHITT JR. 2019-20 GAME STATS

Opponent	Date	GS	Min	FG	FGA	Pct	3FG	3A	Pct	FT	FTA	Pct	O	D	Tot	Avg	PF	FO	A	TO	Blk	Stl	Pts	Avg
RICE	11/05/19	*	28	1	4	.250	0	0	.000	0	0	.000	2	2	4	4.0	0	0	5	2	1	1	2	2.0
NORTH TEXAS	11/12/19	*	35	5	10	.500	0	0	.000	3	4	.750	0	1	1	2.5	4	0	2	1	1	3	13	7.5
Totals		2	63	6	14	.429	0	0	.000	3	4	.750	2	3	5	2.5	4	0	7	3	2	4	15	7.5

JIMMY WHITT JR. CAREER STATISTICS

Year	GP	GS	Min	Avg	FG	FGA	Pct	3FG	3FGA	Pct	FT	FTA	Pct	Off	Def	Tot	Avg	PF	FO	Asst	TO	Blk	Stl	Pts	Avg
2015-16 (ARK)	32	10	552	17.2	75	194	.387	6	16	.375	38	48	.792	11	42	53	1.7	66	0	35	31	6	20	194	6.1
2016-17 - REDSHIRTED AT SMU																									
2017-18 (SMU)	33	33	1096	33.2	140	287	.488	6	21	.286	60	101	.594	50	121	171	5.2	76	1	114	54	16	60	346	10.5
2018-19 (SMU)	30	30	1053	35.1	162	332	.488	4	28	.143	42	74	.568	62	131	193	6.4	71	1	119	44	13	43	370	12.3
2019-20 (ARK)	2	2	63	31.5	6	14	.429	0	0	.000	3	4	.750	2	3	5	2.5	4	0	7	3	2	4	15	7.5
TOTAL	97	75	2764	28.5	383	827	.463	16	65	.246	143	227	.630	125	297	422	4.4	217	2	275	132	37	127	925	9.5



35 REGGIE CHANEY

F • So. • 6-8 • 222
Tulsa, Okla. || Findlay Prep (Nev.)

Played all 34 games last season and earned starts versus Texas State and at Ole Miss ... Was third on the team in rebounding (top off the bench) and ranked second on the team with 115 deflections ... Ranked 13th in the SEC with 46 total blocked shots ... Blocked a shot in 15 straight games (Games 2-16) ... Had a career-high seven blocked shots at Providence and five blocked shots in the win over Georgia ... Blocked three shots in a game on four other occasions and had at least one blocked shot in 25 of 34 games.

• Games with 3+ blocked shots: 5 • career / 0 • 2019-20

2019-20 HIGHLIGHTS:

REGGIE CHANEY 2019-20 GAME STATS

Opponent	Date	GS	Min	FG	FGA	Pct	3FG	3A	Pct	FT	FTA	Pct	O	D	Tot	Avg	PF	FO	A	TO	Blk	Stl	Pts	Avg
RICE	11/05/19	DNP																						
NORTH TEXAS	11/12/19	DNP																						

REGGIE CHANEY CAREER STATISTICS

Year	GP	GS	Min	Avg	FG	FGA	Pct	3FG	3FGA	Pct	FT	FTA	Pct	Off	Def	Tot	Avg	PF	FO	Ast	TO	Blk	Stl	Pts	Avg
2018-19	34	2	555	16.3	83	150	.553	0	0	.000	17	33	.515	40	78	118	3.5	82	2	25	46	46	21	183	5.4
2019-20																									
TOTAL																									

PERSONAL BESTS

POINTS	SEC ONLY
Season:	
Career: 14 at Providence (03/12/19)	12 vs. LSU (01/12/19)
FG MADE	SEC ONLY
Season:	
Career: 7 at Providence (03/12/19)	6 vs. LSU (01/12/19)
FG ATTEMPTED	SEC ONLY
Season:	
Career: 9 (2x), last at Providence (03/19/19)	8 vs. LSU (01/12/19)
3-POINT FG MADE	SEC ONLY
Season:	
Career: --	--
3-PT FG ATTEMPTS	SEC ONLY
Season:	
Career: --	--
FT MADE	SEC ONLY
Season:	
Career: 3 vs Miss State (02/16/19)	3 vs Miss State (02/16/19)
FT ATTEMPTED	SEC ONLY
Season:	
Career: 4 vs. UC Davis (11/12/18)	3 vs Miss State (02/16/19)
REBOUNDS	SEC ONLY
Season:	
Career: 8 (2x), last at CSU (12/05/18)	6 (3x), last vs. Georgia (01/29/19)
ASSISTS	SEC ONLY
Season:	
Career: 4 (2x), last vs. Mizzou (01/23/19)	4 vs. Missouri (01/23/19)
STEALS	SEC ONLY
Season:	
Career: 4 (2x), last vs. LSU (01/12/19)	4 vs. LSU (01/12/19)
BLOCKED SHOTS	SEC ONLY
Season:	
Career: 7 at Providence (03/19/19)	5 vs. Georgia (01/29/19)
MINUTES	SEC ONLY
Season:	
Career: 28 (2x), last at Providence (03/19/19)	27 vs. LSU (01/12/19)



ARKANSAS RAZORBACKS

2019-20 SEASON RESULTS & LEADERS

RECORD:	OVERALL	HOME	AWAY	NEUTRAL
ALL GAMES	2-0	1-0	0-0	0-0
CONFERENCE	0-0	0-0	0-0	0-0
NON-CONFERENCE	2-0	1-0	0-0	0-0

DATE	TIME (CT)	OPPONENT	TV	RESULT	ATTEND	RECORD (SEC)	HIGH POINTS	HIGH REBOUNDS
11/05/19	7:00 pm	RICE	SEC Network Plus	W 91-43	17274	1-0	(32)Mason Jones	(9)Adrio Bailey
11/12/19	7:00 pm	NORTH TEXAS	SEC Network Plus	W 66-43	12001	1-0	(16)Mason Jones (16)Isaiah Joe	(6)Mason Jones (6)Desi Sills
11/16/19	4:00 pm	+ MONTANA	SEC Network Plus					
11/19/19	7:00 pm	+ TEXAS SOUTHERN	SEC Network Plus					
11/22/19	8:00 pm	+ SOUTH DAKOTA	SEC Network					
11/25/19	6:00 pm	at Georgia Tech	ACC Network					
11/30/19	4:00 pm	+ NORTHERN KENTUCKY	SEC Network Plus					
12/03/19	7:00 pm	AUSTIN PEAY	SEC Network Plus					
12/07/19	6:30 pm	at Western Kentucky	CBS Sports Network					
12/14/19	12:30 pm	TULSA	ESPNU					
12/21/19	7:00 pm	! vs Valparaiso	--					
12/29/19	TBA	at Indiana	Big Ten Network					
01/04/20	6:00 pm	* TEXAS A&M	SEC Network					
01/08/20	8:00 pm	* at LSU	ESPN2 / U					
01/11/20	5:00 pm	* at Ole Miss	SEC Network					
01/15/20	7:30 pm	* VANDERBILT	SEC Network					
01/18/20	3:00 pm	* KENTUCKY	ESPN / 2					
01/22/20	6:00 pm	* at Mississippi State	SEC Network					
01/25/20	3:00 pm	% TCU	ESPN / 2 / U					
01/29/20	7:30 pm	* SOUTH CAROLINA	SEC Network					
02/01/20	5:00 pm	* at Alabama	SEC Network					
02/04/20	6:00 pm	* AUBURN	SEC Network					
02/08/20	2:30 pm	* at Missouri	SEC Network					
02/11/20	6:00 pm	* at Tennessee	ESPN / 2 / U					
02/15/20	Noon	* MISSISSIPPI STATE	SEC Network					
02/18/20	6:00 pm	* at Florida	ESPN / 2 / U					
02/22/20	Noon	* MISSOURI	SEC Network					
02/26/20	7:30 pm	* TENNESSEE	SEC Network					
02/29/20	5:00 pm	* at Georgia	SEC Network					
03/04/20	6:00 pm	* LSU	SEC Network					
03/07/20	3:30 pm	* at Texas A&M	SEC Network					
03/11-15/20		^ SEC Tournament						

Home Games in CAPS | * - Conference game | + = College Hoops Roadshow - Razorback Regional
! - at Verizon Arena (North Little Rock, Ark.) | % - Big 12/SEC Challenge | ^ - SEC Tournament (Nashville, Tenn. - Bridgestone Arena)

ATTENDANCE SUMMARY	GAMES	TOTALS	AVG/GAME
HOME	2	29275	14638
AWAY	0	0	0
NEUTRAL	0	0	0
TOTAL	2	29275	14638

ARKANSAS RAZORBACKS

2019-20 SEASON STATISTICS • ALL GAMES

RECORD:	OVERALL	HOME	AWAY	NEUTRAL
ALL GAMES	2-0	1-0	0-0	0-0
CONFERENCE	0-0	0-0	0-0	0-0
NON-CONFERENCE	2-0	1-0	0-0	0-0

				• TOTAL •			• 3-PTS •			• REBOUNDS •																	
##	Player	GP	GS	Min	Avg	FG	FGA	Pct	3FG	FGA	Pct	FT	FTA	Pct	Off	Def	Tot	Avg	PFFO	A	TO	Blk	Stl	Pts	Avg		
15	Mason Jones	2	2	62	31.0	15	26	.577	5	13	.385	13	13	1.000	3	10	13	6.5	2	0	5	4	0	5	48	24.0	
1	Isaiah Joe	2	2	70	35.0	15	27	.556	8	17	.471	2	2	1.000	0	8	8	4.0	1	0	9	8	1	3	40	20.0	
3	Desi Sills	2	2	63	31.5	7	16	.438	0	7	.000	3	5	.600	0	7	7	3.5	5	0	3	5	1	2	17	8.5	
2	Adrio Bailey	2	2	49	24.5	7	11	.636	1	2	.500	1	2	.500	4	10	14	7.0	4	0	1	4	2	7	16	8.0	
33	Jimmy Whitt Jr.	2	2	63	31.5	6	14	.429	0	0	.000	3	4	.750	2	3	5	2.5	4	0	7	3	2	4	15	7.5	
5	Jalen Harris	2	0	40	20.0	3	6	.500	2	4	.500	4	6	.667	0	4	4	2.0	8	0	2	3	2	3	12	6.0	
0	Jeantal Cylla	2	0	39	19.5	3	11	.273	0	4	.000	1	2	.500	1	7	8	4.0	4	0	0	3	1	0	7	3.5	
24	Ethan Henderson	1	0	12	12.0	1	1	1.000	0	0	.000	0	0	.000	0	3	3	3.0	3	0	0	1	1	1	2	2.0	
13	Emeka Obukwelu	1	0	1	1.0	0	0	.000	0	0	.000	0	0	.000	1	2	3	3.0	0	0	0	0	0	0	0	0.0	
12	Ty Stevens	1	0	1	1.0	0	0	.000	0	0	.000	0	1	.000	0	0	0	0.0	0	0	0	0	0	0	0	0.0	
TEAM.....																3	1	4	2.0	0	0					0	
ARKANSAS.....		2				57	112	.509	16	47	.340	27	35	.771	14	55	69	34.5	31	0	27	31	10	25	157	78.5	
Opponents.....		2				33	107	.308	4	42	.095	16	27	.593	20	44	64	32.0	38	-	15	45	2	12	86	43.0	

SCORE BY PERIODS:	1st	2nd	OT	Total
Arkansas	67	90	157	
Opponents	35	51	86	

DEADBALL REBOUNDS:	OFF	DEF	TOTAL
Arkansas	3	4	7
Opponents	5	2	7

2019-20 RAZORBACK GAME-BY-GAME STATISTICS

Opponent	Date	Score	W/L	• TOTAL •			• 3-PTRS •						• REBOUNDS •										
				FG	FGA	Pct	3FG	FGA	Pct	FT	FTA	Pct	Off	Def	Tot	Avg	PF	A	TO	Blk	Stl	Pts	Avg
RICE	11/05/19	91-43	W	37	67	.552	10	25	.400	7	11	.636	10	35	45	45.0	16	19	21	5	14	91	91.0
NORTH TEXAS	11/12/19	66-43	W	20	45	.444	6	22	.273	20	24	.833	4	20	24	34.5	15	8	10	5	11	66	78.5
Arkansas		157		57	112	.509	16	47	.340	27	35	.771	14	55	69	34.5	31	27	31	10	25	157	78.5
Opponents		86		33	107	.308	4	42	.095	16	27	.593	20	44	64	32.0	38	15	45	2	12	86	43.0

Games played: 2
Points/game: 78.5
FG Pct: 50.9
3FG Pct: 34.0
FT Pct: 77.1

Rebounds/game: 34.5
Assists/game: 13.5
Turnovers/game: 15.5
Assist/turnover ratio: 0.9
Steals/game: 12.5
Blocks/game: 5.0

2019-20 OPPONENT GAME-BY-GAME STATISTICS

Opponent	Date	Score	W/L	• TOTAL •			• 3-PTRS •						• REBOUNDS •										
				FG	FGA	Pct	3FG	FGA	Pct	FT	FTA	Pct	Off	Def	Tot	Avg	PF	A	TO	Blk	Stl	Pts	Avg
RICE	11/05/19	91-43	W	16	56	.286	2	25	.080	9	15	.600	6	21	27	27.0	16	7	27	2	9	43	43.0
NORTH TEXAS	11/12/19	66-43	W	17	51	.333	2	17	.118	7	12	.583	14	23	37	32.0	22	8	18	0	3	43	43.0
Opponents		86		33	107	.308	4	42	.095	16	27	.593	20	44	64	32.0	38	15	45	2	12	86	43.0
Arkansas		157		57	112	.509	16	47	.340	27	35	.771	14	55	69	34.5	31	27	31	10	25	157	78.5

Games played: 2

Points/game: 43.0

FG Pct: 30.8

3FG Pct: 9.5

FT Pct: 59.3

Rebounds/game: 32.0

Assists/game: 7.5

Turnovers/game: 22.5

Assist/turnover ratio: 0.3

Steals/game: 6.0

Blocks/game: 1.0

ARKANSAS RAZORBACKS

2019-20 GAME-BY-GAME POINTS-ASSISTS-REBOUNDS

				0	1	2	3	5	12	13	15	24	33	35
Opponent	Date	Score	WL	CYLLA	JOE	BAILEY	SILLS	HARRIS	STEVENS	OBUKWELU	JONES	HENDERSON	WHITT	CHANEY
RICE	11/05/19	91-43	W	5-6-0	24-5-7	8-9-1	8-1-2	10-4-1	0-0-0	0-3-0	32-7-3	2-3-0	2-4-5	DNP
UNT	11/12/19	66-43	W	2-2-0	16-3-2	8-5-0	9-6-1	2-0-1	DNP	DNP	16-6-2	DNP	13-1-2	DNP

ARKANSAS RAZORBACKS

2019-20 STARTING LINEUPS

Date	Opponent	1	2	3	4	5	1st SUB	Outcome
Nov. 05	Rice	Whitt	Joe	Sills	Jones	Bailey	Cylla	W, 91-43
Nov. 05	Rice	Whitt	Joe	Sills	Jones	Bailey	Harris	W, 66-43

RECORD BY LINEUP:

Whitt	Joe	Sills	Jones	Bailey	2-0	
						Cylla 1-0
						Harris 1-0

RECORD BY 1ST SUB (including ties)

Cylla	1-0
Harris	1-0

ARKANSAS RAZORBACKS

2019-20 SPECIALTY STATS (ARKANSAS/OPPONENT)

Opponent	Pts in Paint	Pts Off TO	2nd Chance	Fast Break	Bench	Ties	Lead Chng	Ark Largest Lead	Best Ark Run	Opp Largest Lead	Best Opp Run	Ark Led	Opp Opp	Gm Tied
RICE	42 / 26	29 / 19	7 / 0	30 / 15	17 / 16	1	2	48 03:25 2nd	12 pts	2 16:57 1st	8 pts	37:35	00:45	1:40
NORTH TEXAS	20 / 28	22 / 7	7 / 12	14 / 9	4 / 7	0	0	23 0:03 2nd	9 pts (2x)	- - -	7 pts	38:41	--	1:19

DEFLECTIONS *(Arkansas career Only)*

Player	16-17	17-18	18-19	19-20	Career
Bailey	45	106	110	12	273
Joe	-	-	110	7	117
Chaney	-	-	115	-	115
Harris	-	-	92	3	95
Jones	-	-	84	7	91
Sills	-	-	60	6	66
Henderson	-	-	7	4	11
Whitt	-	-	-	6	6
Cylla	-	-	-	3	3

* - led team

MOST IN A GAME:

7 Bailey (Rice)

5 Jones (Rice)

CHARGES DRAWN *(Arkansas career Only)*

Player	16-17	17-18	18-19	19-20	Career
Joe	-	-	27*	1	28
Bailey	4	4	3	-	11
Harris	-	-	4	-	4
Sills	-	-	3	-	3
Whitt	-	-	-	1	1
Chaney	-	-	0	-	0
Henderson	-	-	0	-	0
Jones	-	-	0	-	0
Cylla	-	-	-	-	0

* - led team

DUNKS *(Arkansas career Only)*

Player	16-17	17-18	18-19	19-20	Career
Bailey	6	16	18	2	42
Chaney	-	-	17	-	17
Harris	-	-	12	-	12
Joe	-	-	2	1	3
Henderson	-	-	2	1	3
Sills	-	-	1	-	1
Jones	-	-	0	1	1
Cylla	-	-	-	1	1
Whitt	-	-	-	-	-

* - led team

ARKANSAS RAZORBACKS

2019-20 GAME HIGHS IN...

Opponent	DATE	SCORE	RESULT	POINTS	REBOUNDS	ASSISTS	STEALS	BLOCKED SHOTS
RICE	11/05/19	91-43	W	32-Mason Jones	9-Adrio Bailey	7-Isaiah Joe	5-Mason Jones	1-Jimmy Whitt Jr. Adrio Bailey Jeantal Cylla Jalen Harris Ethan Henderson
NORTH TEXAS	11/12/19	66-43	W	16-Isaiah Joe Mason Jones	6-Mason Jones Desi Sills	2-Mason Jones Jimmy Whitt Jr. Isaiah Joe	4-Adrio Bailey	1-Isaiah Joe Jimmy Whitt Jr. Jalen Harris Adrio Bailey Desi Sills

LED TEAM IN POINTS (including ties)	LED TEAM IN REBS (including ties)	LED TEAM IN ASSISTS (including ties)	LED TEAM IN STEALS (including ties)	LED TEAM IN BLKS (including ties)
Jones 2	Bailey 1	Joe 2	Jones 1	Bailey 2
Joe 1	Jones 1	Jones 1	Bailey 1	Whitt 2
	Sills 1	Whitt 1		Harris 2
				Cylla 1
				Henderson 1
				Joe 1
				Sills 1

GAME 1 Arkansas vs. Rice

Nov. 5, 2019 • Fayetteville, Ark. • SEC Network Plus

Rice 43 • 0-1

#	Player	Total		3-Ptr		Rebounds			PF	TP	A	TO	Blk	Stl	Min
		FG-FGA	FT-FTA	FG-FGA	FT-FTA	Off	Def	Tot							
10	Robert Martin	f 1-7	0-2	3-4	1 2 3	3	5	0 4 0	0	29					
02	Trey Murphy III	g 3-10	0-5	1-2	1 1 2	2	7	0 3 1	0	30					
03	Ako Adams	g 4-10	2-7	3-3	0 1 1	3	13	1 6 0	1	19					
23	Drew Peterson	g 0-5	0-3	0-0	0 8 8	0	0	2 4 0	0	23					
24	Chris Mullins	g 1-7	0-2	0-2	1 2 3	1	2	1 1 1	2	24					
00	Payton Moore	g 1-3	0-2	0-0	0 0 0	1	2	1 4 0	4	15					
01	Josh Parrish	g 2-4	0-0	0-0	0 1 1	2	4	0 0 0	1	15					
04	Quincy Olivari	g 2-6	0-4	2-4	0 2 2	3	6	1 0 0	1	14					
05	Addison Owen	g 0-0	0-0	0-0	0 0 0	0	0	0 0 0	0	2					
13	Tommy McCarthy	g 0-1	0-0	0-0	0 0 0	0	0	0 0 0	0	3					
14	Reed Myers	g 0-0	0-0	0-0	0 0 0	0	0	0 0 0	0	2					
15	Max Fiedler	g 2-3	0-0	0-0	0 2 2	0	4	0 0 0	0	7					
20	Zach Crisler	g 0-0	0-0	0-0	0 0 0	1	0	1 2 0	0	12					
35	Tim Harrison	g 0-0	0-0	0-0	1 1 2	0	0	0 0 0	0	5					
Team					2 1 3			3							
Totals		16-56	2-25	9-15	6 21 27	16	43	7 27 2	9	200					
FG % 1st Half:		8-25	32.0%	2nd half:	8-31	25.8%	Game:	16-56	28.6%	Deadball Rebounds 3.1					
3FG % 1st Half:		2-13	15.4%	2nd half:	0-12	0.0%	Game:	2-25	8.0%						
FT % 1st Half:		1-4	25.0%	2nd half:	8-11	72.7%	Game:	9-15	60.0%						

Arkansas 91 • 1-0

#	Player	Total		3-Ptr		Rebounds			PF	TP	A	TO	Blk	Stl	Min
		FG-FGA	FT-FTA	FG-FGA	FT-FTA	Off	Def	Tot							
02	Adrio Bailey	f 4-7	0-0	0-0	2 7 9	3	8	1 3 1	3	21					
01	Isaiah Joe	g 10-18	4-11	0-0	0 5 5	1	24	7 5 0	0	32					
03	Desi Sills	g 4-8	0-3	0-0	0 1 1	3	8	2 3 0	1	29					
15	Mason Jones	g 12-18	4-8	4-4	1 6 7	0	32	3 3 0	5	33					
33	Jimmy Whitt Jr.	g 1-4	0-0	0-0	2 2 4	0	2	5 2 1	1	28					
00	Jeantal Cylla	g 2-7	0-1	1-2	1 5 6	2	5	0 2 1	0	21					
05	Jalen Harris	g 3-4	2-2	2-4	0 4 4	4	10	1 2 1	3	22					
12	Ty Stevens	g 0-0	0-0	0-1	0 0 0	0	0	0 0 0	0	1					
13	Emeka Obukwelu	g 0-0	0-0	0-0	1 2 3	0	0	0 0 0	0	1					
24	Ethan Henderson	g 1-1	0-0	0-0	0 3 3	3	2	0 1 1	1	12					
Team					3 0 3										
Totals		37-67	10-25	7-11	10 35 45	16	91	19 21 5	14	200					
FG % 1st Half:		16-33	48.5%	2nd half:	21-34	61.8%	Game:	37-67	55.2%	Deadball Rebounds 2.1					
3FG % 1st Half:		4-12	33.3%	2nd half:	6-13	46.2%	Game:	10-25	40.0%						
FT % 1st Half:		3-4	75.0%	2nd half:	4-7	57.1%	Game:	7-11	63.6%						

Officials: Robert Felder, Gerald Williams, K.B. Burdett Jr.
Technical fouls: Rice-None. Arkansas-None.
Attendance: 17274
2019-20 Men's Basketball. Round: 0. Arkansas vs Rice. Played at Bud Walton Arena

Score by periods	1st	2nd	Total
Rice	19	24	43
Arkansas	39	52	91

	In	Off	2nd	Fast	Bench
Points	Paint	T/O	Chance	Break	
RICE	26	19	0	15	16
ARK	42	29	5	30	17

Last FG - RICE 2nd-00:36, ARK 2nd-00:24.
Largest lead - RICE by 2 1st-16:57, ARK by 48 2nd-03:25.
RICE led for 00:45, ARK led for 37:35. Game was tied for 01:40.

Score tied - 1 time.
Lead changed - 2 times.

GAME 2 Arkansas vs. North Texas

Nov. 12, 2019 • Fayetteville, Ark. • SEC Network Plus

North Texas 43 • 1-2

#	Player	Total		3-Ptr		Rebounds			PF	TP	A	TO	Blk	Stl	Min
		FG-FGA	FT-FTA	FG-FGA	FT-FTA	Off	Def	Tot							
23	Deng Geu	f 4-6	1-2	1-2	0 6 6	3	10	0 2 0	0	25					
24	Zachary Simmons	f 3-7	0-0	0-1	4 5 9	4	6	1 0 0	0	17					
00	James Reese	g 1-5	0-3	2-2	1 2 3	1	4	2 0 0	1	22					
01	Umoja Gibson	g 3-11	1-5	0-2	0 2 2	1	7	1 0 0	0	32					
03	Javon Hamlet	g 3-9	0-2	3-3	1 0 1	0	9	1 5 0	0	27					
02	Roosevelt Smart	g 1-4	0-3	1-2	0 0 0	1	3	0 2 0	1	17					
04	Jalen Jackson	g 0-2	0-0	0-0	1 1 2	3	0	2 2 0	1	8					
10	Jahmaliah Simmons	g 0-0	0-0	0-0	0 1 1	3	0	0 1 0	0	7					
13	Thomas Bell	g 0-3	0-1	0-0	0 4 4	1	0	1 1 0	0	22					
22	Larry Wise	g 2-4	0-1	0-0	2 1 3	0	4	0 2 0	0	11					
55	DJ Draper	g 0-0	0-0	0-0	0 0 0	5	0	0 1 0	0	12					
Team					5 1 6			2							
Totals		17-51	2-17	7-12	14 23 37	22	43	8 18 0	3	200					
FG % 1st Half:		7-26	26.9%	2nd half:	10-25	40.0%	Game:	17-51	33.3%	Deadball Rebounds 2.1					
3FG % 1st Half:		0-9	0.0%	2nd half:	2-8	25.0%	Game:	2-17	11.8%						
FT % 1st Half:		2-2	100.0%	2nd half:	5-10	50.0%	Game:	7-12	58.3%						

Arkansas 66 • 2-0

#	Player	Total		3-Ptr		Rebounds			PF	TP	A	TO	Blk	Stl	Min
		FG-FGA	FT-FTA	FG-FGA	FT-FTA	Off	Def	Tot							
02	Adrio Bailey	f 3-4	1-2	1-2	2 3 5	1	8	0 1 1	4	28					
01	Isaiah Joe	g 5-9	4-6	2-2	0 3 3	0	16	2 3 1	3	38					
03	Desi Sills	g 3-8	0-4	3-5	0 6 6	2	9	1 2 1	1	34					
15	Mason Jones	g 3-8	1-5	9-9	2 4 6	2	16	2 1 0	0	29					
33	Jimmy Whitt Jr.	g 5-10	0-0	3-4	0 1 1	4	13	2 1 1	3	35					
00	Jeantal Cylla	g 1-4	0-3	0-0	0 2 2	2	2	0 1 0	0	18					
05	Jalen Harris	g 0-2	0-2	2-2	0 0 0	4	2	1 1 1	0	18					
Team					0 1 1										
Totals		20-45	6-22	20-24	4 20 24	15	66	8 10 5	11	200					
FG % 1st Half:		11-23	47.8%	2nd half:	9-22	40.9%	Game:	20-45	44.4%	Deadball Rebounds 1.3					
3FG % 1st Half:		3-10	30.0%	2nd half:	3-12	25.0%	Game:	6-22	27.3%						
FT % 1st Half:		3-4	75.0%	2nd half:	17-20	85.0%	Game:	20-24	83.3%						

Officials: Wesley Ford, Josue Nieves, Steven Anderson
Technical fouls: North Texas-None. Arkansas-Adrio Bailey.
Attendance: 12001
2019-20 Men's Basketball. Round: 0. Arkansas vs North Texas. Played at Verizon

Score by periods	1st	2nd	Total
North Texas	16	27	43
Arkansas	28	38	66

	In	Off	2nd	Fast	Bench
Points	Paint	T/O	Chance	Break	
UNT	28	7	12	9	7
ARK	20	22	5	14	4

Last FG - UNT 2nd-01:32, ARK 2nd-00:03.
Largest lead - UNT None, ARK by 23 2nd-00:03.
UNT led for 00:00, ARK led for 38:41. Game was tied for 01:19.

Score tied - 0 times.
Lead changed - 0 times.

LAST TIME AN ARKANSAS PLAYER...

• SCORING •

Scored 25 Points: 29 by Daniel Gafford vs Alabama (03/09/19)
Scored 30 Points: 32 by Mason Jones vs. Rice (11/05/19)
 Scored 40 Points: 43 by Todd Day at LSU (01/11/92)
 Scored 50 Points: 51 by Rotnei Clarke vs. Alcorn State (11/13/09)
RECORD: 51 by Rotnei Clarke vs. Alcorn State (11/13/09)

• FIELD GOALS MADE •

Made 15 Field Goals: 15 (15-21) by Rotnei Clarke vs. Alcorn State (11/13/09)
 Made 20 Field Goals: 20 (2-30) by Dean Tolson vs. Texas A&M (03/02/74)
RECORD: 20 (20-30) by Dean Tolson vs. Texas A&M (03/02/74)

• FIELD GOALS ATTEMPTED •

Attempted 20 Field Goals: 20 (10-20) by Jaylen Barford vs. Georgia (01/23/18)
 Attempted 25 Field Goals: 26 (9-26) by Courtney Fortson at Mississippi State (01/14/10)
RECORD: 30 (20-30) by Dean Tolson vs. Texas A&M (03/02/74)

• FIELD GOAL PERCENTAGE •

Shot 100% FG (Min. 7 att): Daniel Gafford (7-7) at Texas Tech (01/26/19)
RECORD (min 8 att): 100% 8x - Best: Daryll Saulsberry (10-10) 1975

• 3-POINTERS MADE •

Made 7 3-pointers: 7 (7-12) by Isaiah Joe vs. Missouri (01/23/19)
 Made 10 3-pointers: 10 (10-13) by Isaiah Joe vs. FIU (12/01/18)
 Made 11-Plus 3-pointers: 13 (13-17) by Rotnei Clarke vs. Alcorn State (11/13/09)
RECORD: 13 (13-17) by Rotnei Clarke vs. Alcorn State (11/13/09) (SEC record)

• 3-POINTERS ATTEMPTED •

Attempted 15 3-Pointers: 17 (13-17) by Rotnei Clarke vs. ETSU (11/27/09)
 Attempted 20 3-Pointers: 24 (10-24) by Pat Bradley vs. North Texas (12/30/98)
RECORD: 24 (10-24) by Pat Bradley vs. North Texas (12/30/98) (SEC record)

• FREE THROWS MADE •

Made 10 Free Throws: 10 (10-12) by Daniel Gafford vs. Vanderbilt (02/05/19)
 Made 15 Free Throws: 17 (17-22) by Corliss Williamson vs. Ole Miss (02/18/95)
 Made 20 Plus Free Throws: 22 (22-24) by Martin Terry vs. Texas A&M (01/22/72)
RECORD: 22 (22-24) by Martin Terry vs. Texas A&M (01/22/72)

• FREE THROWS ATTEMPTED •

Attempted 15 Free Throws: 15 (7-15) by Marshawn Powell vs. Vanderbilt (03/14/13)
 Attempted 20 Free Throws: 22 (17-22) by Corliss Williamson vs. Ole Miss (02/18/95)
 Attempted 24 Plus Free Throws: 24 (22-24) by Martin Terry vs. Texas A&M (01/22/72)
RECORD: 24 (22-24) by Martin Terry vs. Texas A&M (01/22/72)

• FREE THROW PERCENTAGE •

Shot 100% FT (min 10 att): 14-14 by Daryl Macon vs. Texas (12/17/16)
RECORD (min. 11 att): 8x - Best Tommy Boyer (18-18) in 1963

• REBOUNDS •

Grabbed 10-14 Rebounds: 13 by Daniel Gafford vs. Texas A&M (02/23/19)
 Grabbed 15-29 Rebounds: 16 by Daniel Gafford vs. Alabama (03/09/19)
 Grabbed 20-Plus Rebounds: 23 by Nick Davis vs. Jackson State (11/21/97)
RECORD: 23 by Nick Davis vs. Jackson State (11/21/97)
 • Grabbed 10 Offensive Rebounds: 10 by Bobby Portis vs. LSU (03/07/15)
 • Grabbed 10 Defensive Rebounds: 10 by Daniel Gafford vs. Alabama (03/09/19)

• ASSISTS •

Had 10 Assists: 10 by Jalen Harris at Missouri (02/12/19)
 Had 15 Assists: 15 by Dontell Jefferson vs. Portland State (11/18/05)
RECORD: 15 by Dontell Jefferson vs. Portland State (11/18/05)

• STEALS •

Had 5 Steals: 5 by Mason Jones vs Rice (11/05/19)
 Had 6-7 Steals: 6 by Jabril Durham vs. Mississippi State (01/09/16)
 Had 8-9 Steals: 9 by Robert Shepard at Arizona (12/06/92)
RECORD: 9 by Robert Shepard at Arizona (12/06/92)

• BLOCKED SHOTS •

Had 5 Blocks: 5 by Reggie Chaney vs. Georgia (01/29/19)
 Had 6-9 Blocks: 7 by Reggie Chaney at Providence (03/19/19)
 Had 10 Blocks: 10 by Steven Hill vs. Texas State (12/06/05)
RECORD: 10 by Steven Hill vs. Texas St. (12/06/05) & Oliver Miller vs. Texas (02/04/90)

• TURNOVERS •

Committed 5-9 Turnovers: 5 by Isaiah Joe vs Rice (11/05/19)
 Committed 10 Plus Turnovers: 10 by Courtney Fortson at South Carolina (02/21/09)

• MINUTES PLAYED •

Played 38 Minutes: Mason Jones vs. LSU (01/12/19)
 Played 39 Minutes: Jalen Harris (OT) vs. Texas (11/09/18)
 Played 40 Minutes (Regulation): Julius Nobles vs. Louisville (11/17/09)
 Played 40 Minutes (OT): Dusty Hannahs (OT) vs. Texas Tech (01/30/16)
 Played 45 Plus Minutes: 47 by BJ Young vs. Auburn (01/16/13)

• MISCELLANEOUS •

Scored 20 Or More Points In Back-To-Back Games: Daniel Gafford
 20 at Vanderbilt (03/06/19) and 29 vs. Alabama (03/09/19)
 Scored 20 or More Points in Five-Plus Consecutive Games: (7) by Daryl Macon
 20, 25, 22, 20, 22, 25, 21 (01/18/18 to 02/10/19)
 Scored 20 or More Points in 10-Plus Consecutive Games: (11) by Todd Day
 20, 23, 26, 26, 22, 31, 23, 21, 27, 21, 20 (12/01/90 to 01/12/91)
 Scored 30 or More Points in Back-To-Back Games: Jannero Pargo
 35 vs. Florida (01/26/02) and 33 at Alabama (01/30/02)
 Most Points in Back-To-Back Games: 82 by Martin Terry
 35 at TCU (02/20/73) and 47 vs. SMU (02/24/73)
 Consecutive Free Throws Made: 48 by Ricky Medlock (20 gms; 12/21/74 to 03/04/75)
 Double-Double: Pts/Rebs: Daniel Gafford (29 & 16) vs. Alabama (03/09/19)
 Double-Double: Pts/Assists: Jalen Harris (11 & 10) vs. UTSA (12/15/18)
 Two Players with Double-Double in Same Game: vs. UTSA (12/15/18)
 Daniel Gafford (13 pts, 14 rebs) and Jalen Harris (11 pts, 10 assists)
 Had 5-Plus Assists in 5-Plus Consecutive Games: (6) by Jalen Harris
 11, 6, 10, 12, 7, 10 (11/21/81 thru 12/15/18)
 Had 10 or More Assists in Back-to-Back Games: Jalen Harris
 10 vs. FIU (12/01/18) and 12 at Colorado State (12/05/18)
 Three-Plus Players with 5-Plus Assists in a Game: vs. Montana State (11/21/18)
 Jalen Harris (11), Isaiah Joe (5) and Desi Sills (5)
 Had 5 or More Steals in Back-to-Back Games: Ronnie Brewer
 5 vs. Western Illinois (01/01/06) and 5 vs. Mississippi State (01/07/06)

LAST TIME AN OPPONENT PLAYER...

• SCORING •

Scored 25 Points: 29 by Tyler Herro at Kentucky (02/26/19)
 Scored 30 Points: 31 by Prentiss Nixon vs. Colorado State (01/20/17)
 Scored 40 Points: 45 by Jodie Meeks vs. Kentucky (02/14/09)
 Scored 50 Points: 56 by Oscar Robertson vs. Cincinnati (03/15/58) **(on record)**

• FIELD GOALS MADE •

Made 15 Field Goals: 17 (17-24) by Jodie Meeks vs. Kentucky (02/14/09)
 Made 20 Field Goals: 21 by Oscar Robertson vs. Cincinnati (03/15/58) **(on record)**

• FIELD GOALS ATTEMPTED •

Attempted 20 Field Goals: 20 (10-20) by Tyler Hall vs. Montana State (11/21/18)
 Attempted 25 Field Goals: 28 (11-28) by Devan Downey vs. South Carolina (02/17/10)

• FIELD GOAL PERCENTAGE •

Shot 100% FG (Min. 7 att): Adam Wing (8-8) vs. Evansville (12/08/15)

• 3-POINTERS MADE •

Made 7 3-pointers: 7 (7-15) by Tyler Hall vs. Montana State (11/21/18)
 Made 10 3-pointers: 10 (10-19) by Lance Weems at Auburn (01/06/96)

• 3-POINTERS ATTEMPTED •

Attempted 15 3-pointers: 15 (7-15) by Tyler Hall vs. Montana State (11/21/18)
 Attempted 20 3-pointers: 22 (5-22) by Jeff Fryer vs. Loyola Marymount (03/16/89)

• FREE THROWS MADE •

Made 10 Free Throws: 11 (11-12) by Kevagh Allen vs. Florida (01/09/19)
 Made 15 Free Throws: 17 (17-19) by Mike Boynton vs. South Carolina (03/11/04)

• FREE THROWS ATTEMPTED •

Attempted 15 Free Throws: 17 (11-17) by Tyler Davis vs. Texas A&M (02/17/18)
 Attempted 20 Free Throws: 24 (18-24) by Frank Williams vs. Illinois (12/08/01)

• FREE THROW PERCENTAGE •

Shot 100% FT (min 10 att): 14-14 by Grant Williams at Tennessee (01/15/19)

• REBOUNDS •

Grabbed 10-14 Rebounds: 11 by Alpha Diallo at Providence (03/19/19)
 Grabbed 15-19 Rebounds: 15 by Nick Richards at Kentucky (02/26/19)
 Grabbed 20 Rebounds: 20 by Antonio McDyeys vs. Alabama (03/11/95)
 • Grabbed 10 Offensive Rebounds: 11 by Tyler Davis at Texas A&M (01/30/18)
 • Grabbed 10 Defensive Rebounds: 10 by Nick Richards (10) at Kentucky (02/26/19)

• ASSISTS •

Had 10 Assists: 11 by Tremont Waters vs. LSU (01/12/19)
 Had 13 Assists: 13 by Chuck Evans at Mississippi State (01/27/93) **(on record)**

• STEALS •

Had 5 Steals: 6 by Alpha Diallo at Providence (03/19/19)
 Had 8 Steals: 8 by Terry Conerway vs. Texas State (12/21/02)

• BLOCKED SHOTS •

Had 5 Blocks: 5 by James Banks III vs. Georgia Tech (12/19/18)
 Had 6-9 Blocks: 7 by Stefan Moody at Ole Miss (02/13/16)
 Had 10 Plus Blocks: 10 by P.J. Roberson vs. Grambling State (11/26/11)

• TURNOVERS •

Committed 5-9 Turnovers: 5 by Javlon Hamlet vs North Texas (11/12/19)
 Committed 10 Plus Turnovers: 12 by Devin Gibson vs. UTSA (12/12/07)

LAST TIME ARKANSAS HIGHS...

• SCORING •

Scored 100 Points: 104 vs. Oral Roberts (12/19/17)
 Scored 120-Plus Points: 121 vs. FIU (12/01/18)
 Scored 50 Points in 1st Half: 58 vs. FIU (12/01/18)
Scored 50 Points in 2nd Half: 52 vs Rice (11/05/19)
 Scored 60 or More Points in a Half: 63 (2nd) vs. FIU (12/01/18)
 Scored 70 or More Points in a Half: 71 (1st) vs. Alcorn (11/13/09)
 Scored 80 or More Points in a Half: 88 (2nd) vs. U.S. International (12/09/89)

• FIELD GOALS MADE •

Made 30 Field Goals: 37 (37-67) vs Rice (11/05/19)
 Made 40 Field Goals: 42 (42-69) vs. FIU (12/01/18)
 Made 50 Field Goals: 57 (57-99) vs. Troy (12/10/96)
RECORD: 68 (68-101) vs. U.S. International (12/09/89)

• FIELD GOALS ATTEMPTED •

Attempted 70 Field Goals: 73 (38-73) at Colorado State (12/05/18)
 Attempted 80 Field Goals: 83 (34-83) vs. Iona (11/30/14)
 Attempted 90 Field Goals: 99 (57-99) vs. Troy (12/10/96)
 Attempted 100 Field Goals: 101 (68-101) vs. US International (12/09/89)
RECORD: 101 (68-101) vs. U.S. International (12/09/89)

• FIELD GOALS PERCENTAGE •

Shot 60% FG: 60.9 (42-69) vs. FIU (12/01/18)
 Shot 70% or Better FG: 72.7 (32-44) vs. Alabama State (12/21/83)
RECORD: 79.4 (27-34) vs. Texas Tech (1979)

• 3-POINTERS MADE •

Made 15 3-pointers: 16 (16-24) vs. Mississippi State (01/09/16)
 Made 20 3-pointers: 21 (21-37) vs. Troy (12/10/96)
RECORD: 21 (21-37) vs. Troy (12/10/96)

• 3-POINTERS ATTEMPTED •

Attempted 25 3-pointers: 25 (10/25) vs Rice (11/05/19)
 Attempted 30 3-pointers: 33 (10-33) at Texas A&M (01/05/19)
 Attempted 35 3-pointers: 35 (11-35) vs. Montana State (11/21/18)
RECORD: 54 (19-54) vs. North Texas (12/30/98)

• 3-POINT PERCENTAGE •

Shot 50% 3PT FG (min. 15 att): 50.0 (9-18) vs. Ole Miss (03/02/19)
 Shot 60% or Better 3PT FG (min. 15 att): 61.1 (11-18) at Vanderbilt (03/06/19)
RECORD (min. 15 att): 66.7 (16-24) vs. Mississippi State (01/09/16)

• FREE THROWS MADE •

Made 20 Free Throws: 20 (20-24) vs North Texas (11/12/19)
 Made 30 Free Throws: 34 (34-46) vs. UT Arlington (11/23/18)
 Made 40 Free Throws: 41 (41-49) at Kentucky (01/25/92)
RECORD: 48 (48-53) vs. Ole Miss (01/17/04)

• FREE THROW ATTEMPTS •

Attempted 40 Free Throws: 46 (34-46) vs. UT Arlington (11/23/18)
 Attempted 50 Free Throws: 53 (35-53) vs. Northeastern Illinois (11/16/97)
 Attempted 60 Free Throws: 65 vs. TCU (1955)
RECORD: 65 vs. TCU (1955)

• FREE THROW PERCENTAGE •

Shot 80% FT (min. 10 att): .83.3 (20-24) vs North Texas (11/12/19)
 Shot 90% or Better FT (min. 10 att): 93.5 (39-31) vs. Texas (12/17/16)
RECORD (min 10 att): 100 3x - Best 16-16 at Kentucky (02/27/14)

• REBOUNDS •

Grabbed 40 Rebounds: 45 vs Rice (11/05/19)
 Grabbed 50 Rebounds: 50 vs. FIU (12/01/18)
 Grabbed 55-Plus Rebounds: 55 vs. Utah Valley (01/03/15)
RECORD: 77 vs. Jackson State (01/22/02)

• ASSISTS •

Had 25 Assists: 29 vs. Montana State (11/21/18)
 Had 30 Assists: 32 vs. Jackson State (11/22/96)
 Had 40 Assists: 40 vs. Troy (12/10/96)
RECORD: 47 vs. U.S. International (12/09/89)

• STEALS •

Had 15 Steals: 15 vs. Auburn (02/17/16)
 Had 20 Steals: 24 vs. Maryland-Eastern Shore (01/02/01)
 Had 25 Steals: 26 vs. Louisiana-Monroe (11/25/00)
RECORD: 26 vs. Louisiana-Monroe (11/25/00)

• BLOCKED SHOTS •

Had 10 Blocks: 10 at Providence (03/19/19)
 Had 13 Blocks: 14 vs. Georgia (01/29/19)
 Had 15 Blocks: 15 vs. South Alabama (12/30/91)
RECORD: 18 vs. Missouri (12/05/95)

• MOST TURNOVERS •

Had 20 Turnovers: 21 vs Rice (11/05/19)
 Had 25 Turnovers: 25 at South Carolina (02/21/09)
 Had 30 Turnovers: 32 vs. Providence (11/16/07)
RECORD: 32 vs. Providence (11/16/07)

• FOULS •

Committed 21 Fouls: 21 at Providence (03/19/19)
 Committed 25 Fouls: 29 at LSU (02/02/19)
 Committed 30 Fouls: 31 at Kentucky (01/07/17)
RECORD: 38 vs. Missouri (12/04/61)

LAST TIME ARKANSAS LOWS...

• SCORING •

Held to 40-45 Points: 43 at Florida (01/22/11)
 Held to 46-49 Points: 46 at Mississippi State (02/09/16)
 Held to 50-55 Points: 50 vs. Florida (03/14/19)
 Held to 56-59 Points: 56 at Auburn (02/20/19)
 Held to 19 Points or Less in a Half: 18 (1st half) vs. Vanderbilt (02/07/17)

• FIELD GOALS •

Held to Below 20 Field Goals Made: 17 (17-46) vs. Florida (03/14/19)

• FIELD GOAL PERCENTAGE •

Held to 20-29% FG: 27.9 (17-61) vs. South Carolina (02/03/15)
 Held to 30-35% FG: .300 (15-50) vs. Florida (01/09/19)

• 3-POINTERS •

Did not Make a 3-pointer: 0 (0-2) at Texas (01/07/89)
 Held to 1-4 3-PT FG Made: 4 (4-16) vs. Florida (03/11/19)
Held to 5-10 3-PT FG Made: 6 (6-22) vs North Texas (11/12/19)
 Attempted Single-Digit 3-pointers: 8 (3-8) at LSU (02/03/18)

• 3-POINT PERCENTAGE •

Shot 10% or Worse 3PT FG: 10.0 (1-10) at Mississippi State (02/09/16)
 Shot 11-19% 3PT FG: 15.4 (4-26) at Auburn (02/20/19)

• FREE THROWS •

Made Single Digit Free Throws: 7 (7-11) at LSU (02/02/19)
 Attempted Single Digit Free Throws: 9 (7-9) vs. Georgia Tech (12/19/18)

• FREE THROW PERCENTAGE •

Shot 40-49% FT: 40.0 (6-15) at Florida (01/17/18)
 Shot Below 40% FT: 26.7 (4-15) at Texas A&M (01/09/13)

• REBOUNDING •

Had 19 or Fewer Rebounds: 19 at Missouri (03/05/13)
Had 20-25 Rebounds: 24 vs North Texas (11/12/19)

• ASSISTS •

Held to Single Digit Assists: 8 vs North Texas (11/12/19)

• STEALS •

Had No Steals: *None on record*
 Had 1 Steal: 1 vs. Florida (03/09/18)
 Had 2-4 Steals: 3 at Texas A&M (01/05/19)

• BLOCKED SHOTS •

Had No Blocked Shots: 0 vs. Missouri (1/23/19)

• FEWEST TURNOVERS •

Had 1-4 Turnovers: 4 vs. Georgia (01/29/19)
 Had 5-10 Turnovers: 8 vs. Alabama (03/09/19)

• FOULS •

Had Single Digit Fouls: 9 vs. LSU (02/17/07)

ARKANSAS MISCELLANEOUS...

Played in an OT game:	01/12/19 vs LSU	L, 94-88 (OT)
Played in a 2OT game:	01/23/18 at Georgia	W, 80-77 (2 OT)
Played in a 3OT game:	02/09/80 vs. Houston	L, 90-84 (3 OT)
Beat AP team ranked 21-25:	03/09/18 vs. #23 Florida (SEC)	W, 80-72
Beat AP team ranked 16-20:	02/02/19 at #19 LSU	W, 90-89
Beat AP team ranked 11-15:	02/27/18 vs. #14 Auburn	W, 91-82
Beat AP team ranked 6-9:	12/30/17 vs. #9 Tennessee	W, 95-93 (OT)
Beat AP team ranked 2-5:	01/27/16 vs. #5 Texas A&M	W, 74-71
Beat AP team ranked #1:	02/12/84 vs. #1 North Carolina (PB)	W, 65-64
Beat AP Top 25 team on road:	02/02/19 at #19 LSU	W, 90-89
Beat AP Top 10 team on road:	02/09/94 at #4 Kentucky	W, 90-82

LAST TIME AN OPPONENT HIGHS...

• SCORING •

Scored 100 Points: 106 at Tennessee (01/15/19)
 Scored 110 Points: 117 at Ole Miss (12/10/73)
 Scored 50 Points in 1st Half: 55 at Tennessee (01/15/19)
 Scored 50 Points in 2nd Half: 51 at Tennessee (01/15/19)
 Scored 60 or More Points in a Half: 60 (1st half) vs. Alabama (02/28/96)

• FIELD GOALS MADE •

Made 30 Field Goals: 31 (31-64) by Ole Miss (01/19/19)
 Made 40 Field Goals: 40 (40-68) by Texas (01/05/10)
 Made 45 Field Goals: 45 (45-80) vs. Pittsburgh (12/29/86)

• FIELD GOALS ATTEMPTED •

Attempted 70 Field Goals: 71 (32-71) by Tennessee (12/30/17)
 Attempted 80 Field Goals: 83 (31-83) by FIU (12/01/18)

• FIELD GOAL PERCENTAGE •

Shot 60% FG: 61.1 (15-23) vs. Auburn (02/17/16)
 Shot 65% FG: 67.7 (4-65) vs. North Carolina (03/23/08)
 Shot 69% FG: 69.8 (37-53) at Auburn (01/14/95)

• 3-POINTERS MADE •

Made 15 3-pointers: 15 (15-30) at LSU (02/03/18)
 Made 17 3-pointers: 17 (17-33) at Auburn (02/20/19)

• 3-POINTERS ATTEMPTED •

Attempted 25 3-pointers: 25 (2-25) vs Rice (11/05/19)
 Attempted 30 3-pointers: 33 (17-33) at Auburn (02/20/19)
 Attempted 35 3-pointers: 37 (6-37) by FIU (12/01/18)

• 3-POINT PERCENTAGE •

Shot 50% 3PT FG (min 15 att): 51.5 (17-33) at Auburn (02/20/19)
 Shot 60% or Better 3PT FG (min 15 att): 62.7 (10-15) at South Carolina (02/09/19)

• FREE THROWS •

Made 20 Free Throws: 26 (26-28) vs. Georgia (03/04/17)
 Made 30 Free Throws: 32 (32-38) at LSU (02/02/19)
 Made 40 Free Throws: 40 (40-50) vs. UMass (11/25/94)

• FREE THROW ATTEMPTS •

Attempted 35 Free Throws: 38 (32-38) at LSU (02/02/19)
 Attempted 40 Free Throws: 40 (24-40) at Mississippi State (01/02/18)
 Attempted 50 Free Throws: 50 (39-50) vs. South Carolina (03/11/04)

• FREE THROW PERCENTAGE •

Shot 80% FT (min. 10 att): .882 (15-17) at Ole Miss (01/19/19)
 Shot 90% or Better FT (min. 10 att): 91.2 (31-34) vs. Auburn (02/27/18)

• REBOUNDING •

Grabbed 40 Rebounds: 41 vs. Florida (03/14/19)
 Grabbed 50 Rebounds: 50 at LSU (02/11/17)
 Grabbed 55-Plus Rebounds: 56 vs. Georgia (01/29/19)

• ASSISTS •

Had 25 Assists: 25 vs. Louisville (11/17/09)
 Had 30 Assists: 30 at UAB (01/27/90)

• STEALS •

Had 15 Steals: 15 at LSU (02/24/10)
 Had 18 Steals: 18 vs. Alcorn State (12/02/95)

• BLOCKED SHOTS •

Had 10 Blocks: 10 at Tennessee (01/22/14)
 Had 13 Blocks: 13 at Mississippi State (01/14/10)

• MOST TURNOVERS •

Had 20 Turnovers: 23 at Vanderbilt (03/06/19)
Had 25 Turnovers: 27 vs Rice (11/05/19)
 Had 30 Turnovers: 30 vs. Louisiana-Monroe (12/31/04)

• FOULS •

Committed 10-14 Fouls: 14 vs. Alabama (03/09/19)
Committed 15-19 Fouls: 16 vs. Rice (11/05/19)
Committed 20-29 Fouls: 22 vs North Texas (11/12/19)
 Committed 30-44 Fouls: 34 vs. UT Arlington (11/23/18)
 Committed 45 Fouls: 36 vs. Centenary (12/04/82)

LAST TIME AN OPPONENT LOWS

• SCORING •

Held to 30-39 Points: 33 vs. Vanderbilt (01/12/13)
Held to 40-45 Points: 43 vs North Texas (11/12/19)
 Held to 46-49 Points: 48 at Vanderbilt (03/06/19)
 Held to 50-55 Points: 54 vs. Vanderbilt (02/10/18)
 Held to 56-59 Points: 57 vs. Florida (01/09/19)
 Held to 19 Points or Less in a Half: 11 vs. Vanderbilt (01/12/13)

• FIELD GOAL PERCENTAGE •

Held to 21% or Worse FG: 20.97 (13-62) vs. Jackson State (11/22/02)
Held to 20-29% FG: 28.6 (16-56) vs Rice (11/05/19)
Held to 30-35% FG: 33.3 (17-51) vs North Texas (11/12/19)

• 3-POINTERS •

Did not Make a 3-pointer: 0 (0-10) by Mississippi State (02/07/15)
Held to 1-4 3-PT FG Made: 2 (2-17) vs North Texas (11/12/19)
 Held to 5-10 3-PT FG Made: 6 (6-27) at Vanderbilt (03/06/19)

• 3-POINT PERCENTAGE •

Shot 10% or Worse 3PT FG: 8.0 (2-25) vs Rice (11/05/19)
Shot 11-19% 3PT FG: 11.8 (2-17) vs North Texas (11/12/19)

• FREE THROWS •

Made 1-5 Free Throws: 3 (3-7) vs. Oral Roberts (12/19/17)
Made 6-9 Free Throws: 7 (7-12) vs North Texas (11/12/19)

• FREE THROW ATTEMPTS •

Attempted Single Digit Free Throws: 7 (3-7) vs. Oral Roberts (12/19/17)

• FREE THROW PERCENTAGE •

Shot 40-49% FT: 47.4 (9-19) vs. Auburn (02/17/16)
 Shot Below 40% FT: 38.1 (8-21) vs. Texas State (12/22/18)

• REBOUNDING •

Had 19 or Fewer Rebounds: 19 vs. Missouri-Kansas City (12/02/06)
 Had 20-25 Rebounds: 25 at Texas Tech (01/26/19)

• ASSISTS •

Held to Single Digit Assists: 8 vs North Texas (11/12/19)

• STEALS •

Had No Steals: 0 by North Texas (01/03/04)
 Had 1 Steal: 1 at Florida (01/17/18)
Had 2-4 Steals: 3 vs North Texas (11/12/19)

• BLOCKED SHOTS •

Had No Blocked Shots: 0 vs North Texas (11/12/19)

• FEWEST TURNOVERS •

Had Single Digit Turnovers: 9 at Providence (03/19/19)

• FOULS •

Had Single Digit Fouls: 8 at Michigan (12/08/12)

