

• HOW TO FOLLOW •



SEC NETWORK

Courtney Lyle (PxP)
Dane Bradshaw (Analyst)



RAZORBACK SPORTS NETWORK

Chuck Barrett (PxP)
Matt Zimmerman (Analyst)



SATELLITE RADIO

Sirius: 105 • XM: 190
Online Channel: 961



LIVE STATS / WATCH ESPN-SEC ONLINE

www.Arkansas.StatBroadcast.com

www.espn.com/watch?id=11aa659d-d333-4ca0-9dd0-4d8ae5054764

2019-20 RAZORBACK SCHEDULE/RESULTS

OVERALL: 4-0 Home: 4-0 • Road: 0-0

SEC: 0-0 Home: 0-0 • Road: 0-0

[All Times Central]

Nov. 5	RICE	FAYETTEVILLE	W 91 43
Tuesday	OWLS	BUD WALTON ARENA	
Nov. 12	NORTH TEXAS	FAYETTEVILLE	W 66 43
Tuesday	MEAN GREEN	BUD WALTON ARENA	
Nov. 16	MONTANA +	FAYETTEVILLE	W 64 46
Saturday	GRIZZLIES	BUD WALTON ARENA	
Nov. 19	TEXAS SOUTHERN +	FAYETTEVILLE	W 82 51
Tuesday	TIGERS	BUD WALTON ARENA	
Nov. 22	SOUTH DAKOTA +	FAYETTEVILLE	8:00 PM
Friday	COYOTES	BUD WALTON ARENA	
Nov. 25	AT GEORGIA TECH	ATLANTA, GA.	6:00 PM
Monday	YELLOW JACKETS	McAMISH PAVILION	
Nov. 30	NORTHERN KENTUCKY +	FAYETTEVILLE	4:00 PM
Saturday	NORSE	BUD WALTON ARENA	
Dec. 3	AUSTIN PEAY	FAYETTEVILLE	7:00 PM
Tuesday	GOVERNORS	BUD WALTON ARENA	
Dec. 7	AT WESTERN KENTUCKY	BOWLING GREEN, KY.	6:30 PM
Saturday	HILLTOPPERS	E.A. DIDDLE ARENA	
Dec. 14	TULSA	FAYETTEVILLE	12:30 PM
Saturday	GOLDEN HURRICANE	BUD WALTON ARENA	
Dec. 21	VS VALPARAISO	NORTH LITTLE ROCK	7:00 PM
Saturday	CRUSADERS	SIMMONS BANK ARENA	
Dec. 29	AT INDIANA	BLOOMINGTON, IND.	TBA
Sunday	HOOSIERS	SHON SKOOT ASSEMBLY HALL	
Jan. 4	TEXAS A&M *	FAYETTEVILLE	6:00 PM
Saturday	AGGIES	BUD WALTON ARENA	
Jan. 8	AT LSU *	BATON ROUGE, LA.	8:00 PM
Wednesday	TIGERS	MARAVICH ASSEMBLY CENTER	
Jan. 11	AT OLE MISS *	OXFORD, MISS.	5:00 PM
Saturday	REBELS	THE PAVILION	
Jan. 15	VANDERBILT *	FAYETTEVILLE	7:30 PM
Wednesday	COMMODORES	BUD WALTON ARENA	
Jan. 18	KENTUCKY *	FAYETTEVILLE	3:00 PM
Saturday	WILDCATS	BUD WALTON ARENA	
Jan. 22	AT MISSISSIPPI STATE *	STARKVILLE, MISS.	6:00 PM
Wednesday	BULLDOGS	HUMPHREY COLISEUM	
Jan. 25	TCU %	FAYETTEVILLE	3:00 PM
Saturday	HORNED FROGS	BUD WALTON ARENA	
Jan. 29	SOUTH CAROLINA *	FAYETTEVILLE	7:30 PM
Wednesday	GAMECOCKS	BUD WALTON ARENA	
Feb. 1	AT ALABAMA *	TUSCALOOSA, ALA.	5:00 PM
Saturday	CRIMSON TIDE	COLEMAN COLISEUM	
Feb. 4	AUBURN *	FAYETTEVILLE	6:00 PM
Tuesday	TIGERS	BUD WALTON ARENA	
Feb. 8	AT MISSOURI *	COLUMBIA, MO.	2:30 PM
Saturday	TIGERS	MIZZOU ARENA	
Feb. 11	AT TENNESSEE *	KNOXVILLE, TENN.	6:00 PM
Tuesday	VOLUNTEERS	THOMPSON-BOLING ARENA	
Feb. 15	MISSISSIPPI STATE *	FAYETTEVILLE	Noon
Saturday	BULLDOGS	BUD WALTON ARENA	
Feb. 18	AT FLORIDA *	GAINESVILLE, FLA.	6:00 PM
Tuesday	GATORS	STEPHEN C. O'CONNELL CENTER	
Feb. 22	MISSOURI *	FAYETTEVILLE	Noon
Saturday	TIGERS	BUD WALTON ARENA	
Feb. 26	TENNESSEE *	FAYETTEVILLE	7:30 PM
Wednesday	VOLUNTEERS	BUD WALTON ARENA	
Feb. 29	AT GEORGIA *	ATHENS, GA.	5:00 PM
Saturday	BULLDOGS	STEGEMAN COLISEUM	
Mar. 4	LSU *	FAYETTEVILLE	6:00 PM
Wednesday	TIGERS	BUD WALTON ARENA	
Mar. 7	AT TEXAS A&M *	COLLEGE STATION, TEXAS	3:30 PM
Saturday	AGGIES	REED ARENA	
Mar. 11-15	AT SEC TOURNAMENT	NASHVILLE, TENN.	
Wed - Sun		BRIDGESTONE ARENA	

BOLD - Home Game

* - SEC Game

+ - Collegiate Hoops Roadshow - Razorback Regional

% - Big 12/SEC Challenge

^ - SEC Tournament

Arkansas SID: Mike Cawood • tmcawood@uark.edu • 479-236-2090

www.ArkansasRazorbacks.com

www.CoachMuss.com



@RazorbackMBB
@EricPMusselman



@RazorbackMBB



/RazorbackMBB



GAME 5

ARKANSAS RAZORBACKS

NOVEMBER 22, 2019 • FRIDAY • 8 PM • FAYETTEVILLE, ARK.

NOLAN RICHARDSON COURT / BUD WALTON ARENA (19,200)

(ARV) ARKANSAS RAZORBACKS

Overall: 4-0

0-0 SEC

Head Coach: Eric Musselman (San Diego '87)

At Arkansas: 4-0 (1st Yr) • Collegiate HC Record: 114-34 (5th Yr)



SOUTH DAKOTA COYOTES

Overall: 5-0

0-0 SUMMIT

Head Coach: Todd Lee (South Dakota, 1986)

At USD: 18-17 (2nd Yr) • Overall: 172-98 (10th Yr)



Versus South Dakota

- This will be the second meeting between Arkansas and South Dakota.
- Arkansas won the first meeting, 33-27, in Vermillion on Dec. 19, 1932.

Staff Familiarity II

- For the second straight game, although the two teams have virtually no history, the coaching staffs are very familiar with each other.
- On Tuesday, Arkansas faced Texas Southern.
- ^ Eric Musselman was on Johnny Jones' staff at LSU (2014-15).
- ^ Johnny Jones was on Eric Musselman's staff at Nevada (2017-18).
- ^ TSU staffers Brandon Chambers and Derek Saich were on Musselman's staff at Nevada and guard John Jones played two seasons for Musselman at Nevada.
- ^ Arkansas' special assistant to the head coach Hays Myers was a student manager for Jones at LSU and worked with the above staffers at Nevada.
- Friday, Arkansas faces South Dakota.
- ^ Todd Lee was an assistant coach on Eric Musselman's staff from 1992-94 with the Rapid City Thrillers of the CBA. In those two years, Rapid City led the CBA in wins both seasons.

Something's Gotta Give

- This game will likely come down to 3-point shooting.
- ^ South Dakota leads the NCAA in 3PT FG% at 51.1 percent.
- ^ Arkansas ranks third in the NCAA in 3PT FG% Defense at 11.6 percent.

0-For-32

- Did you know, Arkansas' defense forced two opponents to miss a combined 32 consecutive 3-pointers over the first two games?
- ^ Rice missed its first 3PT attempt, made two and **missed its last 22**.
- ^ North Texas **missed its first 10** and finished the game making 2-of-its-last-7.
- THEN, Montana **missed its first 10** (0-of-6 in the first half) and finished the game making 2-of-its-last-6.
- Over a three-game span (first half of Rice, all of North Texas and into second half of Montana, **Arkansas held its opponents to 2-of-49 (4.1 percent)** from 3-point range.

Best 4-Game Defensive Stretch Since....

- Arkansas has only allowed 183 points this season - holding three teams to 46 or less and one to 51.
- Arkansas ranks third in the NCAA in scoring defensive at 45.8 ppg.
- The 183 points allowed over four games is Arkansas' best four-game total **since the 1980-81** season when the Razorbacks held four Southwest Conference opponents to just 182 points.
- The 183 points allowed over four games to start the season is the **lowest since 1945-46** when Hog opponents only scored 156.

	CURRENT	LAST BEST 4 GM	LAST BEST 1ST 4
11/5/19 Rice	43	1/24/81 TX A&M	47
11/12/19 N TX	43	1/26/81 Rice	52
11/16/19 MT	46	1/28/81 TX Tech	35
11/19/19 TXSOU	51	2/03/81 Texas	48
TOTAL	183	182	156

6 is Much Bigger Than 132

- Arkansas is 132nd in the NCAA/8th SEC in scoring offense 75.8 ppg
- BUT, Arkansas is 6th in the NCAA/1st SEC in scoring margin 30.0 ppg

SOUTH DAKOTA SERIES:

Arkansas leads.....	1-0
Home.....	0-0
Away.....	1-0
Neutral.....	0-0

THE SERIES:

12/19/32	W	33-27	A
----------	---	-------	---



COLLEGIATE HOOPS ROADSHOW

11/15	TX Southern at S. Dakota	SD W, 88-69
	Coppin St at NIU	NIU W, 81-69
	Randolph at Longwood	LONG W, 78-53
11/16	Montana at Arkansas	ARK W, 64-46
	Rockford at NIU	NIU W, 96-48
11/17	Coppin St at Northern Ky	N.KY W, 82-70
	UC Riverside at Pacific	PAC W, 58-51
11/18	Montana Tech at Montana	Tech W, 74-72
	SIUE at South Dakota	SD W, 71-56
	Longwood at NIU	NIU W, 65-48
11/19	TX Southern at Arkansas	ARK W, 82-51
	Coppin State at Pacific	PAC W, 64-60
11/21	Redlands at UC Riverside	
11/22	South Dakota at Arkansas	
11/23	Texas Southern at Northern Kentucky	
	Northern Illinois at SIU Edwardsville	
11/25	Texas Southern at Montana	
	Midway at Northern Kentucky	
11/26	SIU Edwardsville at Pacific	
	Longwood at UC Riverside	
11/29	Coppin State at Montana	
	Longwood at Pacific	
	SIU Edwardsville at UC Riverside	
11/30	Northern Kentucky at Arkansas	

RAZORBACK REGIONAL	
ARKANSAS	2-0
South Dakota	2-0
Northern Kentucky	1-0
Montana	0-2
Texas Southern	0-2



Isaiah Joe is 1 of 20 named to the 2020 Jerry West Shooting Guard of the Year Award watch list.

FANS CAN VOTE AT:
www.hoophallawards.com





ERIC MUSSELMAN

ARKANSAS HEAD COACH

114-34 • 5th year as head collegiate coach
503-291 • 14 seasons as professional head coach

COLLEGIATE HEAD COACHING RECORD

Year	Record	Conference	Postseason
2015-16	24-14	10-8 MW (T4th)	CBI Champion
2016-17	28-7	14-4 MW (1st) ^ *	NCAA 1st Round
2017-18	29-8	15-3 MW (1st) ^	NCAA Sweet 16
2018-19	29-5	15-3 MW (1st) ^	NCAA 1st Round

2019-20 4-0 --
Totals 114-34 54-18

^ - Regular season champion / * - Tournament champion

Eric Musselman was named Arkansas' 13th head men's basketball coach on April 7, 2019. He has over 30 years of coaching experience, including four as a head coach at Nevada and 14 as a professional head coach.

In his four years as Nevada head coach, Musselman won at least 24 games each season (24, 28, 29 and 29) to post a 110-34 record and .764 winning percentage - sixth-best among active Division I coaches. Prior to entering the collegiate head coaching ranks, Musselman was a head coach for seven professional teams, including two seasons with the Golden State Warriors (2002-04) and one with the Sacramento Kings (2006-07). He has won over 550 games as a professional head coach with a combined winning percentage of .626 (553-330).

Musselman is married to Danyelle Sargent Musselman who has worked at ESPN, Fox Sports and the NFL Network as a broadcaster. Musselman has two sons Michael and Matthew and the couple has a daughter Mariah.

Musselman's father Bill was also an NBA head coach and they were the first father-son combination to become head coaches in the NBA.

2019-20 RAZORBACKS

No.	Name	Pos.	Yr.	Ht.	Wt.	Hometown	High School/Previous School
0	Jeantal Cylla	F	Gr.Sr.	6-7	215	Lake Worth, Fla.	Lake Worth Christian / UNC Wilmington
1	Isaiah Joe	G	So.	6-5	180	Fort Smith, Ark.	Fort Smith Northside HS
2	Adrio Bailey	F	Sr.	6-6	222	Clarence, La.	Lakeview HS
3	Desi Sills	G	So.	6-1	196	Jonesboro, Ark.	Jonesboro HS
5	Jalen Harris	G	Jr.	6-2	172	Wilson, N.C.	Word of God Christian Acad. / New Mexico
12	Ty Stevens	G	Jr.	6-2	187	Republic, Mo.	Republic HS
13	Emeka Obukwelu	F	R-Jr.	6-8	230	Plano, Texas	West Plano HS (UT Tyler)
15	Mason Jones	G	Jr.	6-5	207	Desoto, Texas	Triple A Academy / Connors State College
24	Ethan Henderson	F	So.	6-8	210	Little Rock, Ark.	Parkview Magnet HS
33	Jimmy Whitt Jr.	G	Gr.Sr.	6-3	175	Columbia, Mo.	Hickman HS / SMU
35	Reggie Chaney	F	So.	6-8	222	Tulsa, Okla.	Findlay Prep (Henderson, Nev.)
11	JD Notae	G	Jr.	6-2	185	Covington, Ga.	Newton HS / Jacksonville
22	Abayomi (Bay-Bey) Iyiola	F	Jr.	6-9	210	Atlanta, Ga.	Greenforest-McCaleb Christian Acad. / Stetson
23	Connor Vanover	F	So.	7-3	225	Little Rock, Ark.	Findlay Prep (Nev.) / California

Head Coach	Eric Musselman	San Diego, 1987	1st Season at Arkansas
Associate Head Coach	Chris Crutchfield	Nebraska-Omaha, 1992	1st Season at Arkansas
Assistant Coach	Corey Williams	Oklahoma State, 2002	1st Season at Arkansas
Assistant Coach	Clay Moser	Wisconsin-La Crosse, 1987	1st Season at Arkansas
Director of Operations	Anthony Ruta	Arizona State, 2012	1st Season at Arkansas
Special Assistant to Head Coach	Hays Myers	LSU, 2016	1st Season at Arkansas
Video Coordinator	Riley Hall	Arkansas, 2016	4th Season at Arkansas
Director of Recruiting	Michael Musselman	San Diego, 2018	1st Season at Arkansas
Recruiting Coordinator	Patrick Ackerman	Detroit Mercy, 2016	1st Season at Arkansas
Head Athletic Trainer	Mark O'Neal	Arkansas, 1989	1st Season at Arkansas
Head Strength Coach	Dave Richardson	Louisiana-Monroe, 1989	2nd Season at Arkansas
Graduate Assistants	Velton Kennedy (Arkansas, 2017)	Trey Thompson (Arkansas, 2018)	
	Sean Bair (Dickinson College, 2012)	Alec Kobre (Pacific, 2016)	
	Jeremiah Bonus (Dayton, 2017)	Alex Dellett (Arkansas, 2018)	
	Max Penderly (Ohio, 2014)	Bilal Rabbani (Emerson, 2017)	

Student Assistant: Khalil Garland

Managers: Clay Cunningham • Jacob Leonard • Tyson Hicks • Jack Hutchinson • Ethan Westerman
Michael Justus • Greg Croll • Luke Loveless • Jarod Summons • Zeb Wilson

MUSSELMAN FILE

• Hometown: Ashland, Ohio
• Birth Date: November 19, 1964
• Wife: Danyelle • Children: Michael, Matthew, Mariah

RAZORBACK ACTIVE ROSTER

 #2 • Adrio BAILEY Recreation & Sport MGMT	 #35 • Reggie CHANEY Recreation & Sport MGMT	 #0 • Jeantal CYLLA Adult & Lifelong Learning
 #5 • Jalen HARRIS Communications	 #24 • Ethan HENDERSON Recreation & Sport MGMT	 #1 • Isaiah JOE Recreation & Sport MGMT
 #15 • Mason JONES Communications	 #13 • Emeka OBUKWELU Biology	 #3 • Desi SILLS Recreation & Sport MGMT
 #12 • Ty STEVENS Business Finance	 #33 • Jimmy WHITT Jr. Adult & Lifelong Learning	
 CHRIS CRUTCHFIELD Associate Head Coach Nebraska-Omaha '92	 COREY WILLIAMS Assistant Coach Oklahoma State '02	 CLAY MOSER Assistant Coach Wisconsin-La Crosse '87

PRONUNCIATION GUIDE

2 Adrio Bailey A-dree-oh
4 Jeantal Cylla GENE-tail...SILL-uh
22 Abayomi Iyiola AB-bah-YUM-ee ... EE-EE-oh-la
11 JD Notae No-TAY
13 Emeka Obukwelu Eh-MEHK-uh...O-Boo-Quay-Lu
3 Desi Sills Dez-ee
Anthony Ruta ROO-tuh

ROSTER BY STATE

Arkansas (4)	
24 Ethan Henderson	Little Rock
1 Isaiah Joe	Fort Smith
3 Desi Sills	Jonesboro
24 Connor Vanover	Little Rock
Florida (1)	
0 Jeantal Cylla	Lake Worth
Georgia (2)	
22 Abayomi Iyiola	Atlanta
11 JD Notae	Covington
Louisiana (1)	
2 Adrio Bailey	Clarence
Missouri (2)	
12 Ty Stevens	Republic
33 Jimmy Whitt Jr.	Columbia
North Carolina (1)	
5 Jalen Harris	Wilson
Texas (2)	
15 Mason Jones	Desoto
4 Emeka Obukwelu	Plano
Oklahoma (1)	
35 Reggie Chaney	Tulsa

ROSTER BY CLASS

Graduate Senior (2)	
0 Jeantal Cylla	Forward
33 Jimmy Whitt Jr.	Guard
Senior (1)	
2 Adrio Bailey	Forward
Redshirt Junior (1)	
4 Emeka Obukwelu	Forward
Junior (5)	
5 Jalen Harris	Guard
22 Abayomi Iyiola	Forward
15 Mason Jones	Guard
11 JD Notae	Guard
12 Ty Stevens	Guard
Sophomore (5)	
35 Reggie Chaney	Forward
24 Ethan Henderson	Forward
1 Isaiah Joe	Guard
3 Desi Sills	Guard
24 Connor Vanover	Formwad
Freshmen (0)	
- NONE -	

MUSSELMAN CAREER HEAD COACHING RECORD

* - Professional basketball **DOES NOT** count postseason in overall W-L records

2003 NBA Coach of the Year Runner-Up
2012 NBA D-League Coach of the Year
2016 Bleacher Report Mountain West Coach of the Year
2017 USBWA District VIII Coach of the Year
2018 USBWA District VIII • NABC District 17 • Mountain West Coach of the Year

COLLEGIATE	5th Season	114-34	7-4 Postseason
Nevada	4 years	110-34	7-4 Postseason
Arkansas	1st year	4-0	--
PROFESSIONAL	14 Seasons	503-291	50-39 Postseason * (553-330)
CBA	7 years	270-122	39-34 Postseason *
Rapid City	5 years	191-89	27-25 Postseason *
Florida	2 years	79-33	12-9 Postseason *
USBL	2 years	53-3	4-0 Postseason *
Florida	2 years	53-3	4-0 Postseason *
NBA	3 years	108-138	--
Golden State	2 years	75-89	--
Sacramento	1 year	33-49	--
D-League	2 years	72-28	7-5 Postseason *
Reno	1 year	34-16	2-3 Postseason *
Los Angeles	1 year	28-12	5-2 Postseason *
INTERNATIONAL	3 Years	24-14	--
Dominican	1 years	5-1	--
Venezuelan	2 years	19-13	--

MUSSELMAN BY YEAR AS HEAD COACH

Year	Team	League	Record	Note for the Season	Reg. Season Div./Conf. Finish	Postseason
1989-90	Rapid City	CBA	42-14	MOST WINS IN CBA	1st National Conf.	Finals (8-8)
1991-92	Rapid City	CBA	37-19	2nd-most wins in CBA	1st National Conf.	Finals (9-7)
1992-93	Rapid City	CBA	44-12	MOST WINS IN CBA	1st National Conf.	Conf. Finals (5-3)
1993-94	Rapid City	CBA	37-19	MOST WINS IN CBA	1st National Conf.	Conf. Finals (5-5)
1994-95	Rapid City	CBA	31-25	6th-most wins in CBA	5th National Conf.	Conf. 1st Rd (0-2)
1995-96	Florida	CBA	41-15	MOST WINS IN CBA	1st National Conf.	Conf. Finals (5-3)
1996-97	Florida	CBA	38-18	2nd-most wins in CBA	1st American Conf.	Finals (7-6)
1995	Florida	USBL	25-2	MOST WINS IN USBL	1st Overall	Champion (1-0)
1996	Florida	USBL	28-1	MOST WINS IN USBL	1st Southern Div.	Champion (3-0)
2002-03	Golden State	NBA	38-44	6th Pacific Division	11th Western Conf.	--
2003-04	Golden State	NBA	37-45	14th Pacific Division	11th Western Conf.	--
2006-07	Sacramento	NBA	33-49	5th Pacific Division	11th Western Conf.	--
2010-11	Reno	D-League	34-16	2nd-most wins in NBADL	1st Western Conf.	Semifinals (2-3)
2011-12	Los Angeles	D-League	38-12	MOST WINS IN NBADL	1st Western Conf.	Finals (5-2)
2015-16	Nevada	NCAA	24-14	T49th - Most wins NCAA	T4th Mountain West	CBI Champion (5-1)
2016-17	Nevada	NCAA	28-7	T16th - Most wins NCAA	1st Mountain West	NCAA 1st Rd (0-1)
2017-18	Nevada	NCAA	29-8	T11th - Most wins NCAA	1st Mountain West	NCAA Sweet 16 (2-1)
2018-19	Nevada	NCAA	29-5	T15th - Most wins NCAA	1st Mountain West	NCAA 1st Rd (0-1)
2019-20	Arkansas	NCAA	4-0	--	--	--
2010	Dominican Team		5-1	Silver Medal Centrobasket Championship		
2011	Venezuelan Team		12-9	5th FIBA Americas Championship		
2012	Venezuelan Team		7-4	Silver Medal FIBA South American Championship		

MUSSELMAN COACHING BY YEAR

1989-90	Head Coach	Rapid City Thrillers	CBA	2004-05	Asst. Coach	Memphis Grizzlies	NBA
1990-91	Asst. Coach	Minnesota Timberwolves	NBA	2005-06	Asst. Coach	Memphis Grizzlies	NBA
1991-92	Head Coach	Rapid City Thrillers	CBA	2006-07	Head Coach	Sacramento Kings	NBA
1992-93	Head Coach	Rapid City Thrillers	CBA	2007-10	DID NOT COACH		
1993-94	Head Coach	Rapid City Thrillers	CBA	2010-11	Head Coach	Reno Bighorns	NBADL
1994-95	Head Coach	Rapid City Thrillers	CBA	2011-12	Head Coach	Los Angeles Defenders	NBADL
Spring '95	Head Coach	Florida Sharks	USBL	2012-13	Asst. Coach	Arizona State Sun Devils	NCAA
1995-96	Head Coach	Florida Beachdogs	CBA	2013-14	Assoc HC	Arizona State Sun Devils	NCAA
Spring '96	Head Coach	Florida Sharks	USBL	2014-15	Assoc. HC	LSU Tigers	NCAA
1996-97	Head Coach	Florida Beachdogs	CBA	2015-16	Head Coach	Nevada Wolf Pack	NCAA
1998-99	Asst. Coach	Orlando Magic	NBA	2016-17	Head Coach	Nevada Wolf Pack	NCAA
1999-00	Asst. Coach	Orlando Magic	NBA	2017-18	Head Coach	Nevada Wolf Pack	NCAA
2000-01	Asst. Coach	Atlanta Hawks	NBA	2018-19	Head Coach	Nevada Wolf Pack	NCAA
2001-02	Asst. Coach	Atlanta Hawks	NBA	2019-20	Head Coach	Arkansas Razorbacks	NCAA
2002-03	Head Coach	Golden State Warriors	NBA				
2003-04	Head Coach	Golden State Warriors	NBA				



- Arkansas' defense has been impressive in the season-opening wins, especially the Razorbacks' 3-point defense.
- No team has made more than two 3-pointers in a game this year and are a combined 8-of-69 from long range.
- Arkansas' 11.6% 3-point defense ranks 3rd in the NCAA.**
- Arkansas has held three opponents to 46 points or less and one to 51.
- Arkansas' 45.8 ppg scoring defense ranks 3rd in the NCAA.**
- No team has shot above 34 percent against Arkansas, including a low of 28.6 by Rice and North Texas, who missed its first 11 shots against the Hogs.
- Arkansas' 31.2% FG pct defense ranks 5th in the NCAA.**
- Arkansas forced Rice into 27 turnovers, North Texas into 18, Montana into 23 and Texas Southern into 24.
- The 23.0 turnovers forced ranks 6th in the NCAA.**
- Arkansas has had double-digit steals in every game, including 14 vs Rice, 13 vs Texas Southern and 11 each versus North Texas and Montana.
- Arkansas' 12.3 steals per game ranks 8th in the NCAA.**

Some Numbers Better Than Suggest

- Arkansas ranks 37th the NCAA and second in the SEC in free throw percentage (.772).
- That may not seem like something to brag about unless you consider that last year, the Hogs were 306th (of 351 teams) in free throw percentage (.668).
- The team's percentage is bolstered by Mason Jones, who is 23-of-23 (and has made 32 straight dating back to last year).
- Another significant turnaround, again that would not seem brag-worthy, has been Arkansas's ability to play strong defense without fouling. Last year, the Razorbacks were 333rd in the NCAA in committing fouls (694 total - 20.4 avg). This year, Arkansas is 99th in the NCAA/4th in the SEC in fouls (63 total - 15.8 avg).

4-0

- Arkansas is off to a 4-0 start for the first time since 2017-18 and the 10th time since 1989-90.
- Arkansas won its first six in 2014-15, its first eight in 1997-98, its first 10 en route to a National Championship in 1993-94, its first 14 in both 1982-83 and 1977-78, and won a school-record 15 straight to open the 1928-29 season (finishing 19-1).
- The last time a first year Arkansas head men's basketball coach started 4-0 was Nolan Richardson, who started 5-0 in 1985-86.

Recapping the Texas Southern Win

- Arkansas was 0-of-13 from 3-point range in the first half but sophomore Isaiah Joe sank six triples in the second half as part of a 33-point effort in an 82-51 victory over Texas Southern Tuesday night at Bud Walton Arena in game two of the Collegiate Hoops Roadshow 0 Razorback Regional.
- Joe's 33 points were one shy of a career high and the Fort Smith native pumped in 29 second-half points He added five steals, one shy of his career high.
- Also leading the Hogs was graduate senior Jimmy Whitt Jr., who posted his sixth career double-double by scoring 17 points and grabbing 10 rebounds. Adrio Bailey finished with five blocked shots and Reggie Chaney, who saw his first action of the season, tied his career high with four steals.
- Texas Southern, with 24 first-half points and 51 total points, was the first team in four tries to score over 20 points in the first half and score 50 points in a game on the Razorbacks. However, Arkansas held the Tigers to 34.5 percent shooting from the field and 18.2 percent from 3-point range (2-of-11).
- No team has made more than two 3-pointers in a game versus Arkansas and opponents are a combined 8-of-69 (11.6 percent). Arkansas' defense also forced 24 turnovers and blocked 13 shots.

Arkansas Receives Votes

- After getting 11 votes in the first AP regular-season poll, Arkansas received just **three votes in the second AP poll**, which would equate to #43 ranking, despite two more convincing wins. Arkansas **received nine votes in the Coaches Poll** - #37.
- Arkansas has not been ranked since Jan. 2018 (22nd), starting 11-2. However, the Razorbacks dropped out after losses to Mississippi State (1/2/18) and Auburn (1/6/18).
- Arkansas, which started 6-1, received votes on three consecutive weeks by the AP last season, including one vote on Nov. 19, six votes on Nov. 26 and three votes on Dec. 3.

Turnover Turnaround

- An area of improvement Coach Musselman identified for this team is the amount of turnovers it has had - 18 each exhibition win and 21 in the season opener versus Rice.
- After the season openers across the nation, Arkansas ranked 280th of 305 DI teams for turnovers and the 21 turnovers tied for the most by an Eric Musselman-coached team.
- Arkansas only committed 10 turnovers vs. North Texas, 13 vs. Montana and 10 vs. Texas Southern** and are down to 149th in the NCAA and 4th in the SEC.
- HOWEVER, IF ANYONE CAN RIGHT THE SHIP, IT IS COACH MUSSELMAN:**
- Arkansas went from ranking 200-plus in both assist-to-turnover ratio and turnovers per game in year one to ranking inside the NCAA top 26 each of the last three years.

• MISCELLANEOUS STATS •

DOUBLE-FIGURE SCORING GAMES

Player	15-16	16-17	17-18	18-19	19-20	Career
Cylla	14	11	NA	22	-	47
Whitt Jr.	9	NA	16	19	3	47
Joe	NA	NA	NA	28	3	31
Jones	NA	NA	NA	22	3	25
Harris	NA	2	NA	11	1	14
Bailey	NA	1	3	5	1	10
Chaney	NA	NA	NA	6	-	6
Sills	NA	NA	NA	5	-	5

20+ POINT SCORING GAMES

Player	15-16	16-17	17-18	18-19	19-20	Career
Cylla	3	0	--	7	-	10
Whitt Jr.	1	NA	1	6	-	8
Jones	NA	NA	NA	7	1	8
Joe	NA	NA	NA	5	2	7
Bailey	NA	0	0	1	-	1

30+ POINT SCORING GAMES

Player	15-16	16-17	17-18	18-19	19-20	Career
Jones	NA	NA	NA	2	1	3
Joe	NA	NA	NA	1	1	2

3+ THREE-POINTERS IN A GAME

Player	15-16	16-17	17-18	18-19	19-20	Career
Joe	NA	NA	NA	20	3	23
Jones	NA	NA	NA	12	1	13
Sills	NA	NA	NA	4	-	4
Cylla	3	2	NA	3	-	8

5+ THREE-POINTERS IN A GAME

Player	15-16	16-17	17-18	18-19	19-20	Career
Joe	NA	NA	NA	8	1	9
Jones	NA	NA	NA	4	-	4
Cylla	1	0	NA	1	-	2

DOUBLE FIGURE REBOUNDING GAMES

Player	15-16	16-17	17-18	18-19	19-20	Career
Whitt Jr.	0	NA	2	5	1	8
Cylla	1	1	NA	1	-	3
Bailey	NA	0	0	0	1	1
Jones	NA	NA	NA	1	-	1

DOUBLE FIGURE ASSISTS GAMES

Player	15-16	16-17	17-18	18-19	19-20	Career
Harris	NA	0	NA	5	-	5

DOUBLE-DOUBLES

Player	15-16	16-17	17-18	18-19	19-20	Career
Whitt Jr.	0	NA	0	5	1	6
Cylla	1	1	NA	1	-	3
Harris	NA	0	NA	2	-	2
Bailey	NA	0	0	0	1	1
Jones	NA	NA	NA	1	-	1

TRIPLE-DOUBLES

Player	15-16	16-17	17-18	18-19	19-20	Career
Whitt Jr.	0	NA	0	1	-	1

5+ ASSIST GAMES

Player	15-16	16-17	17-18	18-19	19-20	Career
Harris	NA	1	NA	19	1	21
Whitt Jr.	0	NA	8	11	1	20
Jones	NA	NA	NA	5	-	5
Sills	NA	NA	NA	4	-	4
Joe	NA	NA	NA	2	1	3

3+ STEALS IN A GAME

Player	15-16	16-17	17-18	18-19	19-20	Career
Whitt Jr.	0	NA	8	7	-	15
Harris	NA	2	NA	4	2	8
Joe	NA	NA	NA	6	2	8
Bailey	NA	0	1	3	2	6
Jones	NA	NA	NA	3	2	5
Chaney	NA	NA	NA	2	1	3
Sills	NA	NA	NA	1	-	1
Cylla	0	1	NA	0	-	1

3+ BLOCKS IN A GAME

Player	15-16	16-17	17-18	18-19	19-20	Career
Chaney	NA	NA	NA	5	-	5
Bailey	NA	0	1	2	1	4
Whitt Jr.	0	NA	1	1	-	2

> In year one, Musselman's squad in assist-to-turnover ratio went from:

Year 1: 232nd (0.97) in NCAA >> **Year 2:** 13th (1.45) in NCAA >> **Year 3:** 2nd (1.68) in NCAA

> In year one, Musselman's squad in turnovers per game went from:

Year 1: 208th (13.0) in NCAA >> **Year 2:** 26th (11.0) in NCAA >> **Year 3:** 4th (9.6) in NCAA

Looking for Repeat in Early Season Exempt Games

• Arkansas went 4-0 and won the Hardwood Classic last season with home wins over UC Davis, Indiana, Montana State and UT Arlington.

Home Stand

• Arkansas opens the 2019-20 season with five straight home games.
• The last time Arkansas opened the season with at least five straight at home was the 2000-01 season when the Hogs played seven straight in Bud Walton Arena to start the year (was 6-1).

November to Remember

• For the first time ever, Arkansas will play seven games in the month of November this season. Also, Nov. 5 is the earliest Arkansas has opened a season.
• Arkansas has played as many as six times in the month on 10 occasions.
• Arkansas is 123-40 (.755) all-time in the month of November.
• Eric Musselman is 29-4 (.879) as head coach in the month of November.
• Arkansas did not play in the month of November until the 1969-70 season and only played seven total games in the month over the next 10 years.
• Arkansas has played at least once in November dating back to the 1993-94 championship season when they beat Murray State, 93-62, on Nov. 29.

Isaiah Joe On Jerry West Award Watch List

• Arkansas sophomore Isaiah Joe was one of 20 players named to the 2020 Jerry West Shooting Guard of the Year Award watch list, the Naismith Memorial Basketball Hall of Fame announced today.

FANS CAN VOTE FOR THEIR FAVORITE PLAYER AT:

<http://www.hoophallawards.com/men/vote.php>

• Joe is coming off a record-setting freshman campaign as he drained 113 3-pointers for the Razorbacks. The Fort Smith native set the school record for 3-pointers made, set the SEC freshman record for 3-pointers made per game (3.32), tied the SEC freshman record for 3-pointers made and ranks fourth in NCAA history for 3-pointers made by a freshman in a season. Joe additionally was just the fourth SEC freshman to lead the league in 3-point field goal percentage for a season (.414). Joe was additionally just one of seven players in the NCAA to make at least 110 3-pointers and shoot at least 41 percent from long range.
• Joe is one of seven SEC players to make the 20-person watch list, joining Anthony Edwards (Georgia), Tyrese Maxey (Kentucky), Skylar Mays (LSU), Breein Tyree (Ole Miss), A.J. Lawson (South Carolina) and Jordan Bowden (Tennessee).

Joe Picked SEC Preseason 2nd Team; Razorbacks 11th

• University of Arkansas sophomore Isaiah Joe was named to the media and coaches' 2019-20 preseason All-SEC team while the Razorbacks were predicted to finish 11th by the media this season, it was announced today by the league office.
• Joe, who was named second team All-SEC last season, is one of the top returning scorers in the SEC. The Fort Smith product averaged 13.85 points per game last season and ranks third among returning players in the league trailing Ole Miss' Breein Tyree (17.91 ppg) and Texas A&M's Savion Flagg (13.88 ppg).
• While the Hogs are picked 11th, Arkansas has exceeded its preseason predictions in each of the last six years.

Joe: Just As Valuable on Defense and Offense

• Isaiah Joe is nearly matching his 3-pointers made with his deflections on defense.
• Joe has made **129** career 3-pointers and only needs 24 more to enter the school's all-time top 10.
• Joe has **121** career deflections. Joe also led the team in steals (51) and charges drawn (27) last season.
• When he's not racking up deflections, steals and charges, Joe is just plain solid on defense.

"Everyone talks about Isaiah's offense but, in reality, his man hardly ever scores."

- Arkansas head coach Eric Musselman

Jones Loves Freebies; Leads NCAA

• Mason Jones is 23-of-23 from the free throw line this season, including 9-of-9 vs. North Texas and 8-of-8 versus Montana.
• He is one of 22 players in the nation to be perfect at the line this season.
• Dating back to the win at Vanderbilt last season (Mar. 6, 2019), Jones has made 32 straight free throws.
• LAST SEASON: Made his last free throw attempt at Vandy, was 4-of-4 at Providence and was 4-of-4 at Indiana.
• THIS SEASON: Was 4-of-4 vs Rice, 9-of-9 vs North Texas, 8-of-8 vs Montana and 2-of-2 vs Texas Southern.
• The school record for consecutive free throws made (one record) is 48 by Ricky Medlock over 20 games in the 1974-75 season.

Cylla Nears Century; Whitt Closing In on Milestones

• Jeantal Cylla has 993 career points – seven shy of 1,000. He also only needs 267 rebounds to reach 400 for his career.
• Jimmy Whitt Jr., has 956 career points – 44 shy of 1,000. He only needs 22 more assists to reach 300 for his career.

Bailey Off to Career Start

• Adrio Bailey ranks fifth in blocked shots (8 total and seventh in steals (8 total), while ranking 12th in rebounds.
• Versus Rice, Bailey had a **then career-high** nine rebounds while **tying a then career-high** with three steals.
• Versus North Texas, Bailey **established a career high** with four steals.
• Versus Montana, Bailey had his **first career double-double** with 12 points and **career-high** 11 rebounds.
• Versus Texas Southern, Bailey **tied a career-high** with five blocked shots.

Sills Deals

- Desi Sills is 0-for-16 from 3-point range this season.
- There is no need to panic. He got off to a slow start from 3-point range last season as well ... Was 11-of-his-first-34 (.324) before finishing the season 19-of-28 (.679).

Non-Conference Road Trips

- (HogStats): This season will be just the second time in the 21st century that the Razorbacks have had 3+ true road non-conference games in the regular season (i.e. excluding NIT games).
- 2019-20 - at Georgia Tech, Western Kentucky and Indiana
- 2014-15 - at SMU, Iowa State and Clemson
- **Arkansas, Oklahoma and Boston College are the only Power 5 teams to play three true non-conference road games this season.**
- Oklahoma will play its three games consecutively in early December (North Texas, Wichita State and Creighton).

3-Ball Streak Continues ... Barely

- Mason Jones made a 3-pointer at 18:43 of the first half at South Carolina (Feb. 9, 2019) to mark the 1,000th-straight game Arkansas has made at least one triple.
- Arkansas fans were getting nervous the streak might end Tuesday versus Texas Southern. The Razorbacks were 0-of-13 from distance in the first half. However, Isaiah Joe opened the second half with a triple and would make six in the period en route to 29 second-half points - 33 total.
- Arkansas ranks fourth-tied on the NCAA active list of teams that have made at least one 3-pointer.
 1. UNLV 1,076 consecutive games (thru 11/20 - Next 11/23)
 2. Vanderbilt 1,067 consecutive games (thru 11/20 - Next 11/22)
 3. Duke 1,063 consecutive games (thru 11/15 - Next 11/22)
 4. **ARKANSAS 1,015 CONSECUTIVE GAMES**
 5. Western Kentucky 1,014 consecutive games (thru 11/18 - Next 11/22)
- UNLV, Vanderbilt and Princeton have made a 3-pointer in every game since the NCAA adopted the rule in 1986-87. (Princeton has only played 935 games). Kentucky is the only other team to make a 3-pointer in over 1,000 games. However, the Wildcats' streak ended March 2018 at 1,047 games (0-for-6 vs. Davidson in NCAA first round).
- The last game Arkansas did not make a 3-pointer was when the Razorbacks went 0-for-2 at Texas on Jan. 07, 1989.

Non-Conference Opponents

- Arkansas owns a 271-111 record versus its 2019-20 non-conference opponents.
- Arkansas will be facing Montana, Northern Kentucky and Valparaiso for the first time.
- Arkansas is a combined 25-0 versus Austin Peay (4-0), North Texas (14-0), South Dakota (1-0) and Texas Southern (6-0).

Rare Trips to ACC & Big 10 for Hogs

- This year will mark just the first time Arkansas has played at Georgia Tech since Jan. 28, 1966 and the first time Arkansas has played a regular-season game at Indiana since the 1949-50 season. (NOTE: Arkansas played at Indiana in the second round of last year's NIT.)
- Arkansas will be traveling to an ACC gym for just the ninth time and first time since the 2015-16 season. This will be just the eighth time Arkansas has played at a Big 10 opponent.

- **Arkansas at ACC opponent 2-7**
 - at Wake Forest 12/04/15 L, 85-88
 - at Clemson 12/07/14 L, 65-68 ot
 - at Wake Forest 12/23/98 W, 75-59
 - at Florida State 01/21/91 W, 103-92
 - at Virginia 11/30/88 L, 65-75
 - at Maryland 12/30/87 L, 61-88
 - at Virginia 01/27/85 L, 52-54
 - at Georgia Tech 01/28/66 L, 75-88
 - at Georgia Tech 01/29/65 L, 83-93
- **Arkansas at Big 10 opponent 0-7**
 - at Indiana (NIT) 03/23/19 L, 60-63
 - at Minnesota 11/22/16 L, 71-85
 - at Michigan 12/08/12 L, 67-80
 - at Ohio State 12/01/84 L, 84-85
 - at Michigan 12/06/80 L, 65-75
 - at Indiana 1949-50 L, 50-72
 - at Illinois 1949-50 L, 53-65

Musselman Did You Knows

- With a win over Colorado State on Jan. 23, 2019, Musselman won his 100th game in 130 games coached. He was the 27th-fastest to 100 win in NCAA history. (Ironically, former Nevada coach Mark Fox did it in 128 games).
- Over the last 50 seasons, only nine NCAA Division I head coaches have reached 100 wins faster than Musselman. Of those, only Jerry Tarkanian inherited a losing program as Long Beach State was 12-13 prior to Tarkanian's arrival and "Tark" won his 100th career game in his 117th game as head coach. All other coaches on the list inherited 20-win programs.
- **Nevada was 9-22 the year prior to Musselman taking over.**

MUSSELMAN'S TEAMS:

- Have ranked among the NCAA top 30 in both free throws made and attempted in each of his four years as a head coach - ranking first in free throws made and second in attempts in 2015-16.
- Musselman's teams have ranked either first or second in his conference total assists in each of his four seasons as head coach.

• ABOUT ARKANSAS •

Location.....	Fayetteville, Ark.
Enrollment.....	27,778
Founded.....	1871
Colors.....	Cardinal (PMS 201) and White
Nickname.....	Razorbacks
Conference.....	Southeastern (SEC)
System President.....	Dr. Donald R. Bobbitt (Arkansas, 1980)
Chancellor.....	Dr. Joseph E. Steinmetz (C. Michigan, 1977)
Vice Chancellor / AD.....	Hunter Yurachek (Guilford, 1990)
Faculty Representative.....	Gerald Jordan (Arkansas, 1970)
Arena (Capacity).....	Bud Walton Arena (19,200)

• HISTORY

First Year of Basketball.....	1923-24
Seasons.....	97th
Overall Conference Championships.....	24 (2 SEC, 22 SWC)
NCAA Tournament Bids.....	33
• NCAA Tournament Record.....	42-32 (.568)
National Championships.....	1 (1994)
National Runner-Up.....	1 (1995)
NCAA Final Fours.....	6 (1941, 1945, 1978, 1990, 1994, 1995)
NCAA Elite Eight.....	6 (1978, 1979, 1990, 1994, 1995)
NCAA Sweet 16.....	10
NIT Record (App.).....	6-5 (4)

• BASKETBALL STAFF

Head Coach.....	Eric Musselman
• Alma Mater/Year.....	San Diego, 1987
• at Arkansas.....	4-0 (1st year)
• As Collegiate Head Coach.....	114-34 (.764 - 5th year)
• As Professional Head Coach.....	508-392 (.634 - 14 seasons)
• SEC Record.....	1st Season
• In Bud Walton Arena.....	1st Season
Assoc HC.....	Chris Crutchfield (Nebraska-Omaha, 1992 • 1st yr)
Asst Coach.....	Corey Williams (Oklahoma State, 2002 • 1st yr)
Asst Coach.....	Clay Moser (Wisconsin-La Crosse, 1987 • 1st yr)
Dir. of Ops.....	Anthony Ruta (Arizona State, 2012 • 1st yr)
Special Asst to HC.....	Hays Myers (LSU, 2016 • 1st yr)
Video Coord.....	Riley Hall (Arkansas, 2016 • 4th yr)
Dir. of Recruiting.....	Michael Musselman (San Diego, 2018 • 1st yr)
Recruiting Coord.....	Patrick Ackerman (Detroit Mercy, 2016 • 1st yr)
Dir. of S-A Devel.....	Earl Boykins (Eastern Michigan, 1998 • 1st yr)
Dir. of Multimedia.....	Martina Wood (North Carolina, 2010 • 1st yr)

Eric Musselman Live

- Once again, there will be 12 Arkansas basketball radio shows at the two Sassy's locations in Fayetteville. The first six will be at Sassy's BBQ & Grille on Steamboat Drive (off Wedington Drive). The last six will be at Sassy's Red House on College Avenue.

SASSY'S BBQ & GRILLE

November 4
November 11
November 18
December 2
December 9
December 16

SASSY'S RED HOUSE

January 6
January 20
January 27
February 3
February 24
March 2



• 2019-20 RECORD BREAKDOWN •
RECORD BREAKDOWN

At Home	4-0
On The Road	0-0
Neutral	0-0
White Uniforms	3-0
White '94 Throwback Uniforms	1-0
Cardinal Uniforms	0-0

GENERAL

When Arkansas controls the tip	3-0
When opponent controls the tip	1-0
When Arkansas scores first	4-0
When opponent scores first	0-0

LEADS AND DEFICITS

Leading at the half – home	4-0
Leading at the half – road/neutral	0-0
Tied at the half – home	0-0
Tied at the half – road/neutral	0-0
Trailing at the half – home	0-0
Trailing at the half – road/neutral	0-0
Games decided by 5 points or fewer	0-0
Games decided by 10 points or fewer	0-0
Leading with 5:00 left in regulation	4-0
Leading with 2:00 left in regulation	4-0
Overtime games	0-0

OFFENSE

Scoring less than 70 points	2-0
Scoring 70-79 points	0-0
Scoring 80-89 points	1-0
Scoring 90-99 points	1-0
Scoring 100+ points	0-0
2 Players Or Less in Double Figures	0-0
3 Players in Double Figures	4-0
4 Players in Double Figures	0-0
5 Players in Double Figures	0-0
6 Players in Double Figures	0-0
1 Player Scores 20+ Points	1-0
2+ Players Score 20+ Points	1-0
When shooting 50 percent or higher	1-0
When shooting less than 50 percent	3-0

REBOUNDING/TURNOVERS

When out-rebounding opponent	1-0
When out-rebounded	3-0
When rebounds are even	0-0
When grabbing 10+ offensive reb	3-0
When forcing 15+ turnovers	4-0
When committing less than 15 turnovers	3-0
When committing 15+ turnovers	1-0

When Top Scorer Is (Includes Ties)

Mason Jones	Season: 3-0	Career: 10-3
Isaiah Joe	Season: 2-0	Career: 4-4
Jalen Harris	Season: 0-0	Career: 1-1
Desi Sills	Season: 0-0	Career: 0-1
Jimmy Whitt Jr.	Season: 0-0	Career: 5-7
Jeantal Cylla	Season: 0-0	Career: 3-8

When Top Rebounder Is (Includes Ties)

Mason Jones	Season: 1-0	Career: 3-2
Reggie Chaney	Season: 0-0	Career: 2-0
Adrio Bailey	Season: 2-0	Career: 4-1
Jimmy Whitt Jr.	Season: 1-0	Career: 7-9
Jeantal Cylla	Season: 0-0	Career: 0-4
Desi Sills	Season: 1-0	Career: 1-0

Months

In November	4-0
In December	0-0
In January	0-0
In February	0-0
In March	0-0

STATS BY HALF - OPPONENTS

	-- 1ST HALF --			-- 2nd HALF --		
	PTS	FG	3PT	PTS	FG	3PT
Rice	19	8-25/.320	2-13/.154	24	8-31/.258	0-12/.000
NTX	16	7-26/.269	0-9/.000	27	10-25/.400	2-8/.250
MONT	18	8-31/.258	0-6/.000	28	10-25/.400	2-10/.200
TXSOU	24	9-30/.300	1-7/.143	27	10-25/.400	1-4/.250

STATS BY HALF - ARKANSAS

	-- 1ST HALF --			-- 2nd HALF --		
	PTS	FG	3PT	PTS	FG	3PT
Rice	39	16-33/.485	4-12/.333	52	21-34/.618	6-13/.462
NTX	28	11-23/.478	3-10/.300	38	9-22/.409	3-12/.250
MONT	31	10-28/.357	3-13/.231	33	10-26/.385	1-7/.143
TXSOU	37	15-34/.441	0-13/.000	45	16-37/.432	6-13/.462

#PACE&SPACE
RECORD WATCH
Arkansas Career - 3's Made

1.	366	Pat Bradley	1996-99
2.	274	Rotnei Clarke	2009-11
3.	267	Scotty Thurman	1993-95
4.	237	Anthlon Bell	2013-16
5.	226	Todd Day	1989-92
6.	218	Lee Mayberry	1989-92
7.	168	Jannero Pargo	2001-02
8.	160	Eric Ferguson	2003-06
9.	155	Dusty Hannahs	2016-17
10.	153	Jonathon Modica	2003-06

--	129	ISAIAH JOE	2019-PRES.
--	82	MASON JONES	2019-PRES.

Arkansas Career - 3's Attempted

1.	915	Pat Bradley	1996-99
2.	653	Rotnei Clarke	2009-11
3.	642	Anthlon Bell	2013-16
4.	618	Scotty Thurman	1993-95
5.	588	Todd Day	1989-92
6.	514	Lee Mayberry	1989-92
7.	480	Eric Ferguson	2003-06
8.	452	Stef Welsh	2007-10
9.	431	Brandon Dean	1999-02
10.	427	Jonathon Modica	2003-06

--	312	ISAIAH JOE	2019-PRES.
--	228	MASON JONES	2019-PRES.

Arkansas Career 3's Made SEC GAMES ONLY

1.	366	Pat Bradley	1996-99
2.	274	Rotnei Clarke	2009-11
3.	267	Scotty Thurman	1993-95
4.	237	Anthlon Bell	2013-16
5.	226	Todd Day	1989-92
6.	218	Lee Mayberry	1989-92
7.	168	Jannero Pargo	2001-02
8.	160	Eric Ferguson	2003-06
9.	155	Dusty Hannahs	2016-17
10.	153	Jonathon Modica	2003-06

--	60	ISAIAH JOE	2019-PRES.
----	----	------------	------------

Arkansas Career 3's Att. SEC GAMES ONLY

1.	429	Pat Bradley	1996-99
2.	336	Rotnei Clarke	2009-11
3.	326	Anthlon Bell	2013-16
4.	303	Scotty Thurman	1993-95
5.	266	Eric Ferguson	2003-06
6.	263	Jonathon Modica	2003-06
7.	223	Brandon Dean	1999-02
8.	221	Jannero Pargo	2001-02
9.	217	Stef Welsh	2007-10
10.	210	Dusty Hannahs	2016-17

--	141	ISAIAH JOE	2019-PRES.
----	-----	------------	------------



Hogs Sign Davonte Davis

- Arkansas head coach Eric Musselman announced on Nov. 19 that Davonte Davis, a four-star recruit from Jacksonville, signed a National Letter of Intent with the Razorbacks.
- Davis (6-4, 175) is rated 80th on the ESPN Top 100 while ESPN has him the 18th-best shooting guard, the 18th-best player in the region and the second-best player in the state of Arkansas.
- "Our coaching staff is so excited to announce the signing of Davonte "Devo" Davis," Musselman said. "Devo will bring tremendous toughness and versatility to our Arkansas Razorbacks team. We love Devo's ability to be both a playmaker and a scorer at all three levels. He is an elite free throw attempt player and does a great job finishing through contact. From a defensive perspective, Devo will add a long, athletic defender that can guard multiple positions. He is an exhilarating, exciting point guard that Hog fans will love to watch and teammates will love to play with him."
- In other recruiting services, Davis is 100th on the 247Sports Composite and 16th among point guards. Rivals has him ranked 128th nationally and 29th at his position while 247Sports puts him 139th nationally and 21st among point guards. He is also #3 in the state by 247Sports.
- Davis was named to the 2019 USA TODAY All-Arkansas first team as a junior as he averaged 18.5 points, 5.3 rebounds and six assists per game. He played for Woodz Elite in the Nike EYBL.
- He is a three-time Arkansas Activities Association All-State selection, making the 2019 5A team with Jacksonville HS and the 2A teams in 2017 and 2018 while playing at Jacksonville Lighthouse.
- As a sophomore, Davis averaged 18.4 points, 8 assists, 7 rebounds and 2 steals. As a freshman, Davis averaged 16 points and seven rebounds in leading Lighthouse to conference and regional championships as well as the Class 2A state semifinal.



Austria

Anton Beard UBSC Graz

Canada

Olu Famutimi Guelph

Marvell Waithe London

Chile

Rashad Madden CD Valdivia

China

Courtney Fortson Guangsha L.

Sonny Weems Guangdong ST

ECBL (USA)

Kareem Reed Rowan County

Finland

Dustin Thomas Ura Basket

G League (USA)

Dusty Hannahs Memphis

Germany

Marshawn Powell Hamburg

Greece

Moses Kingsley Peristeri GS

Hungary

Alandise Harris ZTE KK

Anthlon Bell Nidaros Jets

Italy

Jaylen Barford Pesaro

Charles Thomas Basket RAV

Kazakhstan

Coty Clarke Astana

Latvia

Jabril Durham Vostak 65

Philippines

Michael Qualls North Port

Saudi Arabia

Arlando Cook Abha

Slovakia

Delvon Johnson Prievidza

South Korea

JaCorey Williams Mobis Phoebus

Turkey

Darian Townes Samsun

Nolan Richardson Court

- Last March, the University of Arkansas System Board of Trustees unanimously approved a resolution to name the court at Bud Walton Arena for Hall of Fame coach Nolan Richardson.
- The University unveiled Nolan Richardson Court at Bud Walton Arena on October 20 prior to exhibition game with Little Rock. Arkansas won the game 79-64 on the newly-named court.
- Richardson was 389-169 in 17 seasons as Arkansas head coach and set a school record for wins. Among his many honors are NABC and Naismith Coach of the Year (1994), USBWA Most Courageous Award (1995), University of Arkansas Sports Hall of Honor (1996), Arkansas Sports Hall of Fame (1998), College Basketball Hall of Fame (2008) and the Naismith Memorial Basketball Hall of Fame (2014). He was honored with a banner in the rafters of Bud Walton Arena in 2015.
- He led the Razorbacks to 13 NCAA Tournament appearances including six Sweet 16's (1990, 1991, 1993, 1994, 1995, 1996), four Elite Eights (1990, 1991, 1994, 1995), three Final Fours (1990, 1994, 1995) a national runner-up finish (1995) and the 1994 NCAA Championship.
- In Richardson's 22 combined years as a head coach at the collegiate level – at Western Texas Junior College, the University of Tulsa and the University of Arkansas – he compiled a record of 508-206 (.711) and became the only head coach in college basketball history to win a National Junior College Championship, NIT Championship and NCAA Championship.



Overall:	114-34
- At Arkansas	4-0
Home:	62-5
Away:	34-19
Neutral:	18-10
Conference Games:	54-18
- At Arkansas	0-0
Home:	31-5
Away:	23-13
Against Ranked Teams:	1-3
- At Arkansas	0-0
Home:	0-0
Away:	0-1
Neutral:	1-2
Record by Month:	
November:	29-4
December:	21-7
January:	24-6
February:	23-6
March:	16-11
April:	1-0
When Leading at Halftime:	87-4
at Arkansas	4-0
When Trailing at Halftime:	25-29
at Arkansas	0-0
When Tied at Halftime:	2-1
at Arkansas	0-0
Out-Rebounding Opp:	71-10
at Arkansas	1-0
Being Out-Rebounded:	36-22
at Arkansas	3-0
Rebounds Are Even:	7-1
at Arkansas	0-0
When Scoring First:	70-16
at Arkansas	4-0
When Opponent Scores First:	44-18
at Arkansas	0-0
One-Possession Games:	15-8
at Arkansas	0-0
Overtime Games:	6-3
at Arkansas	0-0
Games Decided by 1-5 Pts or Less:	24-14
at Arkansas	0-0
Games Decided by 6-10 Pts:	25-8
at Arkansas	0-0
Games Decided by 11-19 Pts:	34-8
at Arkansas	1-0
Games Decided by 20-plus Pts:	31-4
at Arkansas	3-0
Shooting 50 percent or Better:	39-1
at Arkansas	1-0
Shooting Pct. Better Than Opp:	93-5
at Arkansas	4-0
Shooting Pct. Worse Than Opp:	20-28
at Arkansas	0-0
Shooting Pct. Same as Opp:	1-1
at Arkansas	0-0
Out-Scoring Opp Bench:	54-1
at Arkansas	1-0
Out-Scored By Opp Bench:	56-24
at Arkansas	3-0
Bench Scoring Even:	4-0
at Arkansas	0-0

MUSSELMAN VERSUS CONFERENCES

American Athletic	2-0	CAA	1-0	Ohio Valley	2-1
American East	1-0	C-USA	2-0	Pac-12	5-1
ACC	0-0	Horizon League	1-0	Patriot League	0-0
Atlantic Sun	0-0	Ind./Non D1	2-0/2-0	SEC	0-1
Atlantic 10	3-0	Ivy League	0-0	SoCon	0-0
Big East	0-0	MAAC	1-1	Southland	0-0
Big Sky	6-0	Mid-American	1-0	SWAC	1-0
Big South	2-0	MEAC	0-0	Summit League	1-0
Big Ten	0-0	Missouri Valley	5-2	Sun Belt	2-0
Big 12	1-3	Mountain West	60-21	WCC	8-2
Big West	5-2	Northeast	0-0	WAC	2-0

Scoring Below 50 Points:	0-0
- At Arkansas	0-0
Home:	0-0
Away:	0-0
Neutral:	0-0
Scoring 50-59 Points:	0-8
- At Arkansas	0-0
Home:	0-1
Away:	0-5
Neutral:	0-2
Scoring 60-69 Points:	9-11
- At Arkansas	1-0
Home:	4-2
Away:	2-6
Neutral:	3-3
Scoring 70-79 Points:	37-11
- At Arkansas	0-0
Home:	20-2
Away:	12-6
Neutral:	5-3
Scoring 80-89 Points:	43-2
- At Arkansas	1-0
Home:	24-0
Away:	12-1
Neutral:	7-1
Scoring 90-99 Points:	16-1
- At Arkansas	1-0
Home:	9-0
Away:	6-1
Neutral:	1-0
Scoring 100 or More Points:	8-1
- At Arkansas	0-0
Home:	5-0
Away:	2-1
Neutral:	1-0

Opponent Scores Below 50 Points:	4-0
- At Arkansas	2-0
Home:	3-0
Away:	1-0
Neutral:	0-0
Opponent Scores 50-59 Points:	19-1
- At Arkansas	1-0
Home:	12-1
Away:	6-0
Neutral:	1-0
Opponent Scores 60-69 Points:	43-6
- At Arkansas	0-0
Home:	24-0
Away:	11-2
Neutral:	8-4
Opponent Scores 70-79 Points:	32-12
- At Arkansas	0-0
Home:	17-2
Away:	10-8
Neutral:	5-2
Opponent Scores 80-89 Points:	13-10
- At Arkansas	0-0
Home:	5-2
Away:	5-7
Neutral:	3-1
Opponent Scores 90-99 Points:	1-3
- At Arkansas	0-0
Home:	1-2
Away:	0-0
Neutral:	0-1
Opponent Scores 100 or More Points:	1-2
- At Arkansas	0-0
Home:	0-0
Away:	1-2
Neutral:	0-0

MUSSELMAN VERSUS ALL OPPONENTS

Opponent	Overall	at Nevada	at Arkansas	Last Meeting
Air Force	7-0	7-0	0-0	03/05/19
Akron	1-0	1-0	0-0	12/22/18
Alabama	• First Meeting •			
Arizona State	1-0	1-0	0-0	12/07/18
Arkansas-Little Rock	1-0	1-0	0-0	11/16/18
Auburn	• First Meeting •			
Boise State	7-2	7-2	0-0	02/02/19
Bradley	1-0	1-0	0-0	12/03/16
Buffalo	1-0	1-0	0-0	11/25/16
BYU	1-0	1-0	0-0	11/06/18
Cal State Fullerton	0-1	0-1	0-0	11/28/15
California Baptist	1-0	1-0	0-0	11/19/18
Cincinnati	1-0	1-0	0-0	03/18/18
Coastal Carolina	1-0	1-0	0-0	11/13/15
Colorado State	7-1	7-1	0-0	02/02/19
Davidson	1-0	1-0	0-0	11/21/17
Drake	1-0	1-0	0-0	12/12/15
Eastern Washington	1-0	1-0	0-0	03/21/16
Florida	0-1	0-1	0-0	03/21/19
Fresno Pacific	1-0	1-0	0-0	12/09/15
Fresno State	6-3	6-3	0-0	02/23/19
Georgia	• First Meeting •			
Georgia Tech	• First Meeting •			
Grand Canyon	1-0	1-0	0-0	12/09/18
Hawai'i	1-1	1-1	0-0	11/24/17
Holy Names	1-0	1-0	0-0	11/30/15
Idaho	1-0	1-0	0-0	11/10/17
Illinois State	1-0	1-0	0-0	11/29/17
Indiana	• First Meeting •			
Iona	1-1	1-1	0-0	11/26/16
Iowa State	0-1	0-1	0-0	03/16/17
Kentucky	• First Meeting •			
LSU	• First Meeting •			
Loyola-Chicago	1-1	1-1	0-0	11/28/18
Loyola Marymount	1-0	1-0	0-0	11/14/16
Ole Miss	• First Meeting •			
Mississippi State	• First Meeting •			
Missouri	• First Meeting •			
Montana	2-0	1-0	1-0	11/16/19
Montana State	1-0	1-0	0-0	11/15/15
Morehead State	2-1	2-1	0-0	04/01/16

Opponent	Overall	at Nevada	at Arkansas	Last Meeting
New Mexico	5-3	5-3	0-0	02/09/19
North Texas	1-0	0-0	1-0	11/12/19
Northern Kentucky	• First Meeting •			
Oakland	1-0	1-0	0-0	11/23/16
Oregon State	1-1	1-1	0-0	11/18/16
Pacific	4-0	4-0	0-0	11/09/18
Portland State	1-0	1-0	0-0	11/25/15
Radford	1-0	1-0	0-0	12/17/17
Rhode Island	1-0	1-0	0-0	11/13/17
Rice	1-0	0-0	1-0	11/05/19
Saint Mary's	0-1	0-1	0-0	11/11/16
San Diego State	3-7	3-7	0-0	03/04/19
San Francisco	0-1	0-1	0-0	12/23/17
San Jose State	6-0	6-0	0-0	01/09/19
Santa Clara	2-0	2-0	0-0	11/15/17
South Carolina	• First Meeting •			
South Dakota	• First Meeting •			
South Dakota State	1-0	1-0	0-0	12/15/18
Southern Cal	1-0	1-0	0-0	12/01/18
Southern Illinois	1-0	1-0	0-0	12/22/17
Tennessee	• First Meeting •			
Texas	1-0	1-0	0-0	03/16/18
Texas A&M	• First Meeting •			
TCU	0-1	0-1	0-0	12/08/17
Texas Southern	1-0	0-0	1-0	11/19/19
Texas Tech	0-1	0-1	0-0	12/05/17
Towson	1-0	1-0	0-0	12/21/16
Tulsa	1-0	1-0	0-0	11/22/18
UC Davis	1-0	1-0	0-0	12/19/17
UC Irvine	2-0	2-0	0-0	12/02/17
UC Santa Barbara	1-0	1-0	0-0	12/22/16
UMass	1-0	1-0	0-0	11/23/18
UNLV	7-2	7-2	0-0	02/27/19
Utah	1-0	1-0	0-0	12/29/18
Utah State	7-2	7-2	0-0	03/02/19
Valparaiso	• First Meeting •			
Vermont	1-0	1-0	0-0	03/23/16
Washington	1-0	1-0	0-0	12/11/16
Wichita State	0-1	0-1	0-0	12/22/15
Wyoming	5-1	5-1	0-0	02/16/19
Totals	110-34	110-34	0-0	



BEST WINNING PERCENTAGE among active NCAA Division I head coaches (min 4 yrs)

(www.stats.NCAA.org/head_coaches • Thru Nov. 20, 2019)

1	Mark Few, Gonzaga	.824	573-122	21st yr
2	Roy Williams, North Carolina	.789	875-234	32nd yr
3	John Calipari, Kentucky	.772	711-210	28th yr
4	ERIC MUSSELMAN, ARKANSAS	.770	114-34	5th yr
5	Mike Krzyzewski, Duke	.768	1136-344	45th yr
6	Rick Croy, Cal Baptist (2nd in DI)	.765	150-46	7th yr
3	Chris Jans, New Mexico State	.764	81-25	4th yr
8	Bill Self, Kansas	.763	683-212	27th yr
9	Chris Beard, Texas Tech	.742	175-61	8th yr
10	Sean Miller, Arizona	.740	388-136	16th yr

- Named General Manager of CBA's Rapid City Thrillers at age of 22. The next year, became head coach of the Thrillers at he age of 23, the youngest coach in CBA history.
- From 1990-1997, had 24 players called up to the NBA, the highest number in the league during that span ... The only person in CBA history to coach in five league All-Star Games (1990, 1992, 1993, 1994, 1997)
- The first coach in professional basketball history to win 100 games by the age of 28.
- At the age of 37, named head coach of the Golden State Warriors ... He and his father, Bill, were first father-son combination to both become head coaches in NBA history.
- In 2003, was runner-up to San Antonio's Gregg Popovich for NBA Coach of the Year Award voting (231 points, including 26 first-place votes).
- Only needed 130 games to win his 100th game as a collegiate head coach.

INDIVIDUAL GAME HIGHS:

Most Points:

at Nevada:	45	Jordan Caroline at New Mexico 01/07/17
	40	Jordan Caroline at Colorado St 02/06/19
	37	D.J. Fenner v UNLV 02/08/17
	34	Marqueze Coleman at Hawai'i 11/16/15
	33	Caleb Martin at Utah 12/29/18
	32	Marcus Marshall at Wyoming 01/14/17
	32	Marcus Marshall at Washington 12/11/16
	32	Tyron Criswell v E. Washington 03/21/16
	31	Jordan Caroline at UNLV 02/25/17
	31	Tyron Criswell at Morehead State 03/28/16
	31	Marqueze Coleman at UNLV 02/20/16
	31	Marqueze Coleman at Pacific 11/21/15
	30	Caleb Martin v Boise State 02/02/19
	30	Kendall Stephens v San Jose St 02/21/18
	30	Cody Martin v Utah State 02/17/18
	30	D.J. Fenner v Air Force 01/18/17
at Arkansas:	32	Mason Jones vs Rice 11/05/19
	33	Isaiah Joe vs Texas Southern 11/19/19
	24	Isaiah Joe vs Rice 11/05/19

SEC Game

SEC Tourney

NCAA Tourney

Bud Walton: 32 Mason Jones vs Rice 11/05/19

Road Game

Neutral Site

Ranked Opp

Frosh: --

Soph: 33 Isaiah Joe vs Texas Southern 11/19/19

Junior: 32 Mason Jones vs Rice 11/05/19

Senior: 17 Jimmy Whitt Jr. vs Texas Southern 11/19/19

Season Opener: 32 Mason Jones vs Rice 11/05/19

SEC Opener

Most Field Goals Made:

at Nevada:	17	Jordan Caroline at New Mexico 01/07/17
	13	Cody Martin v Utah State 02/17/18
	13	Jordan Caroline at UNLV 02/25/17
	12	Cameron Oliver v E. Washington 03/21/16
	12	D.J. Fenner v UNLV 02/08/17
at Arkansas:	12	Mason Jones vs Rice 11/05/19
	10	Isaiah Joe vs Rice 11/05/19

Most 3-Pointers Made:

at Nevada:	8	Marcus Marshall at UNLV 02/25/17
	7	6x
at Arkansas:	6	Isaiah Joe vs Texas Southern 11/19/19

Most Free Throws Made:

at Nevada:	15	Marcus Marshall v Boise State 02/22/17
	15	Marqueze Coleman v UNLV 01/23/16
	15	Marqueze Coleman at Hawai'i 11/16/15
	14	Jordan Caroline v Rhode Island 11/13/17
	14	Marcus Marshall at Wyoming 01/14/17
at Arkansas:	9	Isaiah Joe vs Texas Southern 11/19/19
	9	Mason Jones vs North Texas 11/12/19
	8	Mason Jones vs Montana 11/16/19

Most Rebounds:

at Nevada:	24	Cameron Oliver v Fresno State 02/1/16
	21	Cameron Oliver at UNLV 02/20/16
	17	Cameron Oliver v Colorado State 03/04/17
	16	Jordan Caroline v Wyoming 01/03/18
	16	Jordan Caroline at Fresno St 01/12/19
	16	Jordan Caroline v BYU 11/06/18
	16	Cameron Oliver at Wyoming 01/14/17
	16	Tyron Criswell v Utah State 02/24/16
	16	AJ West at Pacific 11/21/15
at Arkansas:	11	Adrio Bailey vs Montana 11/16/19
	10	Jimmy Whitt Jr. vs TX Southern 11/19/19
	9	Adrio Bailey vs Rice 11/05/19

SEC Game

SEC Tourney

NCAA Tourney

Bud Walton: 9 Adrio Bailey vs Rice 11/05/19

Road Game

Neutral Site

Ranked Opp

Frosh: -

Soph: 6 Desi Sills vs North Texas 11/12/19

Junior: 7 Mason Jones vs Rice 11/05/19

Senior 11 Adrio Bailey vs Montana 11/16/19

Season Opener: 9 Adrio Bailey vs Rice 11/05/19

SEC Opener

Most OFFENSIVE Rebounds:

at Nevada:	11	AJ West at Pacific 11/21/15
	8	Cameron Oliver v Fresno State 02/1/16
at Arkansas:	5	Adrio Bailey vs Montana 11/16/19

Most DEFENSIVE Rebounds:

at Nevada:	16	Cameron Oliver v Fresno State 02/1/16
	14	Cameron Oliver v Colorado State 03/04/17
	14	Cameron Oliver at Wyoming 01/14/17
	13	Cameron Oliver v Colorado State 03/11/17
	13	Cameron Oliver at Air Force 02/15/17
at Arkansas:	8	Jimmy Whitt Jr. vs TX Southern 11/19/19
	7	Adrio Bailey vs Rice 11/05/19
	6	Adrio Bailey vs Montana 11/16/19

Most Assists:

at Nevada:	11	Cody Martin v BYU 11/06/18
	11	Cody Martin v Colorado State 02/25/18
	11	Marqueze Coleman v Holy Names 11/30/15
	10	Cody Martin v Little Rock 11/16/18
	10	Cody Martin v Pacific 11/09/18
	10	Marcus Marshall v Colorado State 03/04/17
at Arkansas:	7	Isaiah Joe vs Rice 11/05/19

SEC Game

SEC Tourney

NCAA Tourney

Bud Walton: 7 Isaiah Joe vs Rice 11/05/19

Road Game

Neutral Site

Ranked Opp

Frosh: -

Soph: 7 Isaiah Joe vs Rice 11/05/19

Junior: 5 Jalen Harris vs Texas Southern 11/19/19

Senior: 5 Jimmy Whitt Jr. vs Rice 11/05/19

Season Opener: 7 Isaiah Joe vs Rice 11/05/19

SEC Opener

Most Steals:

at Nevada:	5	Caleb Martin v California Baptist 11/19/18
	5	Jordan Caroline at San Diego St 02/12/17
	5	Marqueze Coleman at New Mexico 12/30/15
	4	17 times
at Arkansas:	5	Isaiah Joe vs Texas Southern 11/19/19
	5	Mason Jones vs Rice 11/05/19
	4	4x

SEC Game

SEC Tourney

NCAA Tourney

Bud Walton: 5 Mason Jones vs Rice 11/05/19

Road Game

Neutral Site

Ranked Opp

Frosh: -

Soph: 5 Isaiah Joe vs Texas Southern 11/19/19

Junior: 5 Mason Jones vs Rice 11/05/19

Senior: 4 Adrio Bailey vs North Texas 11/12/19

Season Opener: 5 Mason Jones vs Rice 11/05/19

SEC Opener

Most Blocked Shots:

at Nevada:	6	Cameron Oliver v Morehead State 04/01/16
	5	Kendall Stephens at UNLV 03/08/18
	5	Cody Martin v Radford 12/17/17
	5	Cameron Oliver v Utah State 02/18/17
	5	Cameron Oliver at New Mexico 01/07/17
	5	Cameron Oliver v Pacific 11/29/16
	5	Cameron Oliver v Buffalo 11/25/16
	5	Cameron Oliver at Saint Mary's 11/11/16
at Arkansas:	5	Adrio Bailey vs Texas Southern 11/19/19
	2	Mason Jones vs Texas Southern 11/19/19
	1	15x

SEC Game

SEC Tourney

NCAA Tourney

Bud Walton: 1 by several

Road Game

Neutral Site

Ranked Opp

Frosh: -



Soph: 1 by several

Junior: 2 Mason Jones vs Texas Southern 11/19/19

Senior: 5 Adrio Bailey vs Texas Southern 11/19/19

Season Opener: 1 by 5 players

SEC Opener:

<div>  2019-20 SEC STANDINGS  </div>										
THRU WED - NOV. 20, 2019										
	SEC	PCT.	HOME	AWAY	OVERALL	PCT.	HOME	ROAD	NEUTRAL	STRK
Arkansas	-	-	-	-	4-0	1.000	4-0	0-0	0-0	W4
Auburn	-	-	-	-	5-0	1.000	3-0	1-0	1-0	W5
Georgia	-	-	-	-	4-0	1.000	4-0	0-0	0-0	W4
Ole Miss	-	-	-	-	4-0	1.000	4-0	0-0	0-0	W4
Mississippi State	-	-	-	-	4-0	1.000	4-0	0-0	0-0	W4
Tennessee	-	-	-	-	4-0	1.000	3-0	0-0	1-0	W4
Missouri	-	-	-	-	4-1	.800	4-0	0-1	0-0	W2
Kentucky	-	-	-	-	3-1	.750	2-1	0-0	1-0	W1
LSU	-	-	-	-	3-1	.750	3-0	0-1	0-0	W2
South Carolina	-	-	-	-	3-1	.750	3-1	0-0	0-0	L1
Texas A&M	-	-	-	-	3-1	.750	3-1	0-0	0-0	W1
Vanderbilt	-	-	-	-	3-1	.750	3-0	0-1	0-0	W1
Alabama	-	-	-	-	2-2	.500	2-1	0-1	0-0	W1
Florida	-	-	-	-	2-2	.500	2-1	0-1	0-0	L1

AP (Nov. 11)		
1 Duke	1,608	4-0
2 Louisville	1,501	4-0
3 Michigan State	1,496	2-1
4 Kansas	1,389	2-1
5 North Carolina	1,262	3-0
6 Maryland	1,240	3-0
7 Virginia	1,232	3-0
8 Gonzaga	1,227	4-0
9 KENTUCKY	1,110	2-1
10 Ohio State	1,006	3-0
11 Oregon	998	4-0
12 Texas Tech	947	3-0
13 Seton Hall	837	3-1
14 Arizona	644	4-0
15 Utah State	619	4-0
16 Memphis	574	3-1
17 Villanova	560	2-1
18 Xavier	463	4-0
19 AUBURN	420	4-0
20 TENNESSEE	402	3-0
21 VCU	365	4-0
22 Texas	238	4-0
23 Colorado	208	2-0
24 Baylor	179	2-1
25 Washington	150	2-1

COACHES (Nov. 11)		
1 Duke	4-0	786
2 Louisville	4-0	744
3 Michigan St	2-1	705
4 North Carolina	3-0	644
5 Kansas	2-1	634
6 Virginia	3-0	625
7 Maryland	3-0	619
8 Gonzaga	4-0	588
9 Ohio St.	3-0	502
10 KENTUCKY	2-1	498
11 Oregon	4-0	484
12 Texas Tech	3-0	466
13 Seton Hall	3-1	403
14 Arizona	4-0	382
15 Villanova	2-1	276
16 Utah St.	4-0	248
17 TENNESSEE	3-0	247
18 AUBURN	4-0	242
19 VCU	4-0	210
20 Memphis	3-1	194
21 Xavier	4-0	187
22 Texas	4-0	118
23 Baylor	2-1	111
24 Washington	2-1	102
25 Colorado	2-0	51

ARKANSAS IN THE RANKINGS			
WEEK	AP	COACH	NET
Preseason	--	--	N/A
Nov. 11	ARV/11	N/A	N/A
Nov. 18	ARV/3	ARV/9	N/A
Nov. 25			
Dec. 2			
Dec. 9			
Dec. 16			
Dec. 23			
Dec. 30			
Jan. 6			
Jan. 13			
Jan. 20			
Jan. 27			
Feb. 3			
Feb. 10			
Feb. 17			
Feb. 24			
Mar. 2			
Mar. 9			
Mar. 16			
FINAL			

The last time Arkansas was ranked in the AP Poll...

Top 25: #22 01/01/18
 Top 15: #15 11/14/00
 Top 10: #6 1995 Final Poll
 Top 5: #5 03/07/95
 No. 1: #1 '94-95 Preseason

RECEIVING VOTES: Florida State 91, **FLORIDA 67**, LSU, 61, Saint Mary's 55, Evansville 43, Oklahoma 29, Vermont 11, Michigan 11, Marquette 11, Purdue 11, Butler 10, **MISSISSIPPI STATE 9**, Virginia Tech 7, West Virginia 6, Providence 5, Wisconsin 5, Liberty 4, **ARKANSAS 3**, MISSOURI 2, Connecticut 2, USC 2, New Mexico 2, San Diego State 2, Dayton 1.

RECEIVING VOTES: Oklahoma 47; St. Mary's 46; **FLORIDA 40**; Marquette 25; Florida State 22; **LSU, 20**; Purdue 19; Michigan 15; Kansas State 14; Butler 11; Vermont 10; Penn St. 9; **ARKANSAS 9**; Evansville 8; Wisconsin 7; Dayton 7; Utah 5; Creighton 5; Syracuse 3; San Diego St. 3; USC 2; **MISSOURI 2**; **OLE MISS 2**; Tulane 1; Oklahoma State 1; Cincinnati 1.

Thursday, November 21	TV	(ET)
Florida vs. Saint Joseph's	ESPN2	12:30 p.m.
Mississippi State vs. Tulane	ESPN	1:00 p.m.

Friday, November 22		
Miss State vs. Nex Mexico St	SEC	2:00 p.m.
Mount St. Mary's at Kentucky	SEC	6:00 p.m.
LSU vs. Utah St.	CBS Sports	6:00 p.m.
Gardner-Webb at South Carolina	SECN+	6:00 p.m.
SOUTH DAKOTA AT ARKANSAS	SEC	8:00 P.M.
South Carolina St. at Vanderbilt	SECN+	8:00 p.m.

Saturday, November 23		
Ole Miss at Memphis	ESPN3	Noon

Sunday, November 24		
LSU vs. Rhode Island	CBS Sports	1:30 p.m.
Lamar at Kentucky	SEC	5:00 p.m.

Monday, November 25		
Georgia vs. Dayton	ESPN2	1:30 p.m.
ARKANSAS AT GEORGIA TECH	ACC	6:00 P.M.
Missouri vs. Butler	ESPN	6:00 p.m.
Chattanooga at Tennessee	SEC	6:00 p.m.
Southeastern La. at Vanderbilt	SECN+	7:00 p.m.
Auburn vs. New Mexico	ESPNWS	8:30 p.m.

Tuesday, November 26		
South Carolina vs. Wichita St.	CBS Sports	5:00 p.m.
Auburn vs. Richmond/Wisconsin	ESPN2/U	TBD
Georgia vs. Michigan St./Va. Tech	TBD	TBD
Missouri vs. Oklahoma/Stanford	TBD	TBD

#PRO HOGS

38

» Arkansas has had 38 all-time NBA Draft selections from 36 different players in program history.

16

» The Razorbacks have 16 All-Star game appearances by Joe Johnson (7), Sidney Moncrief (5) and Alvin Robertson (4).

12

» Arkansas has 12 first round NBA Draft picks in program history with Sidney Moncrief going No. 5 overall in 1979.

#PROHOGS

Arkansas has had 29 former players go on to play in the NBA and four are currently on active rosters.

Player	Team	Yrs in NBA	Draft Class
Patrick Beverley	Clippers	8th	2009 - 42nd (LAC)
Daryl Macon *	Heat	2nd	2018-FA
Bobby Portis	Knicks	5th	2015 - 22nd (CHI)
Daniel Gafford	Bulls	1st	2019 - 38th (CHI)

* - signed two-way contract

G League

Dusty Hannahs	Memphis Hustle	2nd Year
---------------	----------------	----------

Versus 2019-20 Opponents

NON-CONFERENCE

SCHOOL	GMS PLAYED	SERIES RECORD	H	A	N	LAST MEETING
AUSTIN PEAY	4	ARKANSAS LEADS, 4-0	4-0	0-0	0-0	H - W, 76-65 (12/28/18)
GEORGIA TECH	6	ARKANSAS TRAILS, 1-5	0-1	0-2	1-2	H - L, 65-69 (12/19/18)
INDIANA	4	SERIES TIED, 2-2	1-0	0-2	1-0	A - L, 60-63 (03/23/19)
MONTANA	1	ARKANSAS LEADS, 1-0	1-0	0-0	0-0	H - W, 64-46 (11/16/19)
NORTH TEXAS	15	ARKANSAS LEADS, 15-0	9-0	1-0	5-0	H - W, 66-43 (11/12/19)
NORTHERN KENTUCKY		• FIRST MEETING •				
RICE	144	ARKANSAS LEADS, 103-41	55-11	41-29	7-1	H - W, 91-43 (11/05/19)
SOUTH DAKOTA	1	ARKANSAS LEADS, 1-0	0-0	1-0	0-0	A - W, 33-27 1932-33
TCU	142	ARKANSAS LEADS, 104-28	54-15	46-21	4-2	A - W, 79-70 (02/16/91)
TEXAS SOUTHERN	1	ARKANSAS LEADS, 7-0	5-0	0-0	2-0	H - W, 82-51 (11/19/19)
TULSA	60	ARKANSAS LEADS, 36-24	24-8	9-15	3-1	H - W, 68-59 (01/02/07)
WESTERN KENTUCKY	7	ARKANSAS LEADS, 4-3	0-2	0-1	4-0	H - L, 77-78 (12/08/18)
VALPARAISO		• FIRST MEETING •				

SOUTHEASTERN CONFERENCE

SCHOOL	GMS PLAYED	SERIES RECORD	H	A	N	LAST MEETING
ALABAMA	62	ARKANSAS LEADS, 34-28	19-6	7-20	8-2	H - W, 82-70 (03/09/19)
• SEC Only	52	Arkansas Leads, 27-25				
AUBURN	53	ARKANSAS LEADS, 34-19	21-5	12-14	1-1	A - L, 56-79 (02/20/19)
• SEC Only	52	Arkansas Leads, 34-18				
FLORIDA	37	ARKANSAS TRAILS, 12-25	8-7	2-13	2-5	N - L, 50-66 (03/14/19)
• SEC Only	37	Arkansas Trails, 12-25				
GEORGIA	38	ARKANSAS LEADS, 23-15	11-3	6-9	6-3	H - W, 70-60 (01/29/19)
• SEC Only	38	Arkansas Leads, 23-15				
KENTUCKY	43	ARKANSAS TRAILS, 11-32	7-7	3-15	1-10	A - L, 66-70 (02/27/19)
• SEC Only	38	Arkansas Trails, 11-27				
LSU	67	ARKANSAS LEADS, 36-31	19-8	12-17	5-6	A - W, 90-89 (02/02/19)
• SEC Only	58	Arkansas Leads, 32-26				
OLE MISS	81	ARKANSAS LEADS, 48-33	16-11	8-20	24-2	H - W, 74-73 (03/02/19)
• SEC Only	53	Arkansas Leads, 26-27				
MISSISSIPPI STATE	62	ARKANSAS LEADS, 33-29	21-7	7-21	5-1	H - L, 67-77 (02/16/18)
• SEC Only	53	Arkansas Leads, 28-25				
MISSOURI	51	ARKANSAS LEADS, 27-24	16-9	10-15	1-0	A - L, 78-79 (02/12/19)
• SEC Only	13	Arkansas Leads, 8-6				
SOUTH CAROLINA	34	ARKANSAS LEADS, 20-14	11-4	6-8	3-2	A - L, 65-77 (02/09/19)
• SEC Only	34	Arkansas Leads, 20-14				
TENNESSEE	41	ARKANSAS TRAILS, 20-21	10-4	4-12	6-5	A - L, 87-106 (01/15/19)
• SEC Only	37	Arkansas Trails, 17-20				
TEXAS A&M	158	ARKANSAS LEADS, 102-56	57-15	38-37	7-4	H - L, 80-87 (02/23/19)
• SEC Only	12	Arkansas Leads 7-5				
VANDERBILT	38	ARKANSAS LEADS, 26-12	15-3	7-8	4-1	A - W, 84-48 (03/06/19)
• SEC Only	36	Arkansas Leads 25-11				

RAZORBACK SPORTS NETWORK RADIO AFFILIATES

Batesville (Games)	KWOZ-FM - 103.3	Glenwood	KHGZ-AM - 670
Camden	KAMD-FM - 97.1	Hot Springs / Mena	KTTG-FM - 6.3
Crossett	KAGH-FM - 104.9	Jonesboro	KEGI-FM - 100.5
Crossett	KAGH-AM - AM 800	Little Rock	KABZ-FM - 103.7
DeQueen	KDQN-FM - 92.1	Magnolia	KZHE-FM - 100.5
DeWitt	KDEW-FM - 97.3	Marshall	KBCN-FM - 104.3
El Dorado	KAGL-FM - 93.3	Mena	KENA-FM - 104.1
Fayetteville	KQSM-FM - 92.1	Monett, MO	KKBL-FM - 95.9
Fayetteville (Games)	KYNG-AM - AM 1590	Monticello	KGPO-FM - 99.9
Fayetteville	KAKS-FM - 99.5	Morrilton	KCON-FM - 99.3
Fayetteville	KUOA-AM - 1290	Mountain Home	KOMT-FM - 93.5
Fayetteville	KUOA-FM - 95.3	Ozark	KDYN-FM - 96.7
Fayetteville	KBVA-FM - HD3 106.5	Ozark	KDYN-AM - AM 1540
Forrest City	KBFC-FM - 93.5	Searcy	KRZS-FM - 99.1
Fort Smith	KERX-FM - 95.3	Texarkana	KKTK-AM - 1400
Glenwood	KHGZ-FM - 98.9	Wynne	KWYN-FM - 92.5

ARKANSAS IN THE 2018-19 NCAA/SEC

(Through Games of Nov 20, 2019)



TEAM IN THE NCAA/SEC	NCAA	SEC	NO.
3-pt Field Goal Attempts (350 ranked)	186	5	93
Assist Turnover Ratio (350 ranked)	213	9	0.91
Assists Per Game (350 ranked)	234	10	12.3
Blocked Shots Per Game (350 ranked)	38	3	5.5
Defensive Rebounds per Game (350 ranked)	209	12	25.75
Fewest Fouls (349 ranked)	85	4	63
Fewest Turnovers (350 ranked)	118	5	54
Field-Goal Percentage (350 ranked)	116	8	45.6
Field-Goal Percentage Defense (350 ranked)	5	2	32.1
Free Throw Attempts (350 ranked)	192	10	79
Free Throws Made (350 ranked)	129	7	61
Free-Throw Percentage (350 ranked)	37	3	77.2
Offensive Rebounds Per Game (350 ranked)	228	11	9.75
Personal Fouls Per Game (350 ranked)	100	4	15.8
Rebound Margin (350 ranked)	221	13	0
Scoring Defense (350 ranked)	3	1	45.8
Scoring Margin (350 ranked)	6	1	30
Scoring Offense (350 ranked)	132	8	75.8
Steals Per Game (349 ranked)	8	1	12.3
Three Pt FG Defense (350 ranked)	3	1	11.6
Three-Point Field Goals Per Game (350 ranked)	227	6	6.5
Three-Point Field-Goal Percentage (350 ranked)	292	9	28
Total 3-point FGM (350 ranked)	241	7	26
Total Assists (350 ranked)	253	10	49
Total Blocks (349 ranked)	40	3	22
Total Rebounds (350 ranked)	260	13	142
Total Rebounds Per Game (350 ranked)	231	13	35.5
Total Steals (350 ranked)	17	1	49
Turnover Margin (342 ranked)	6	1	9.5
Turnovers Forced (349 ranked)	6	1	23
Turnovers Per Game (350 ranked)	151	5	13.5
Won-Lost Percentage (326 ranked)	1	1	100

RAZORBACKS IN THE NCAA/SEC

PLAYER	NCAA	SEC	NO.
3-pt Field Goal Attempts (231 ranked)	Isaiah Joe	38	1 39
Assist Turnover Ratio (250 ranked)	-		
Assists Per Game (248 ranked)	-		
Blocked Shots Per Game (248 ranked)	Adrio Bailey	62	5 2
Double Doubles (112 ranked)	Adrio Bailey	112	5 1
	Jimmy Whitt Jr.	112	5 1
Field-Goal Percentage (250 ranked)	Jimmy Whitt Jr.	185	12 51.3
	Mason Jones	193	13 51.2
Free Throw Attempts (219 ranked)	Mason Jones	161	8 23
Free Throws Made (247 ranked)	Mason Jones	35	2 23
Free-Throw Percentage (234 ranked)	Mason Jones	1	1 100
Minutes Per Game (250 ranked)	Isaiah Joe	55	3 35:54
Offensive Rebounds Per Game (211 ranked)	Adrio Bailey	211	12 2.5
Points Per Game (249 ranked)	Isaiah Joe	45	3 20.5
	Mason Jones	103	7 18.3
Rebounds Per Game (243 ranked)	Adrio Bailey	231	10 7.3
Steals Per Game (226 ranked)	Mason Jones	56	2 2.5
	Adrio Bailey	115	7 2
	Jalen Harris	115	7 2
	Isaiah Joe	115	7 2
Three-Point Field Goals Per Game (250 ranked)	Isaiah Joe	12	2 4
Three-Point Field-Goal Percentage (167 ranked)	Isaiah Joe	104	4 41
Total 3-point FGM (195 ranked)	Isaiah Joe	24	2 16
Total Blocks (191 ranked)	Adrio Bailey	82	7 8
Total Field Goal Attempts (233 ranked)	Isaiah Joe	143	3 60
Total Field Goals Made (225 ranked)	Isaiah Joe	191	7 26
Total Points (236 ranked)	Isaiah Joe	109	4 82
	Mason Jones	196	7 73
Total Rebounds (248 ranked)	-		
Total Steals (172 ranked)	Mason Jones	68	2 10
	Adrio Bailey	172	8 8
	Jalen Harris	172	8 8
	Isaiah Joe	172	8 8

JEANTAL CYLLA

F • Gr.Sr. • 6-7 • 215
Lake Worth, Fla. || Lake Worth HS.

GENE-tall SILL-uh ... Played one season at UNC Wilmington after beginning his career at Florida Atlantic. In addition to his collegiate experience ... Member of the Haitian National Team.

Received his B.A. in Communication Studies from UNCW in May 2019 ... Is pursuing an M.Ed. in Adult and Lifelong Learning at Arkansas.

Only needs seven points for 1,000 for his career.

2019-20 HIGHLIGHTS:

- Pulled down six boards in the season-opening win over Rice.

DOUBLE-DOUBLES (3)

2018-19 (Jr. @ UNCW)

Opp	Pts	Rebs
at Mercer	19	10

2016-17 (So. @ FAU)

Opp	Pts	Rebs
Webber	10	10

2015-16 (Fr. @ FAU)


Opp	Pts	Rebs
UTSA	24	12

PERSONAL BESTS

POINTS	SEC ONLY
Season: 5 vs Rice (11/05/19)	
Career: 25 at UTEP (01/21/16)	--
FG MADE	SEC ONLY
Season: 2 vs Rice (11/05/19)	
Career: 9 at UTEP (01/21/16)	--
FG ATTEMPTED	SEC ONLY
Season: 7 vs Rice (11/05/19)	
Career: 18 at Hofstra (01/17/19)	--
3-POINT FG MADE	SEC ONLY
Season: --	
Career: 5 (2x) last vs Gardner-Webb (11/24/18)	--
3-PT FG ATTEMPTS	SEC ONLY
Season: 1 vs Rice (11/05/19)	
Career: 8 at Rice (02/18/16)	--
FT MADE	SEC ONLY
Season: 1 vs Rice (11/05/19)	
Career: 9 at Elon (02/21/9)	--
FT ATTEMPTED	SEC ONLY
Season: 3 vs North Texas (11/12/19)	
Career: 11 at Elon (02/21/9)	--
REBOUNDS	SEC ONLY
Season: 6 vs Rice (11/05/19)	
Career: 10 (2x) last at Mercer (12/21/18)	--
ASSISTS	SEC ONLY
Season: --	
Career: 3 vs UNC Greensboro (11/13/18)	--
STEALS	SEC ONLY
Season: --	
Career: 4 vs Webber (12/21/16)	--
BLOCKED SHOTS	SEC ONLY
Season: 1 vs Rice (11/05/19)	
Career: 2 (6x) last vs JMU (02/02/19)	--
MINUTES	SEC ONLY
Season: 22 vs Rice (11/05/19)	
Career: 38 at Ohio State (12/06/16)	--

JEANTAL CYLLA 2019-20 GAME STATS

Opponent	Date	GS	Min	FG	FGA	Pct	3FG	3A	Pct	FT	FTA	Pct	O	D	Tot	Avg	PF	FO	A	TO	Blk	Stl	Pts	Avg
RICE	11/05/19	21	2	7	.286	0	1	.000	1	2	.500	1	5	6	6.0	2	0	0	2	1	0	5	5.0	
NORTH TEXAS	11/12/19	18	1	4	.250	0	3	.000	0	0	.000	0	2	2	4.0	2	0	0	1	0	0	2	3.5	
MONTANA	11/16/19	19	0	0	.000	0	0	.000	0	0	.000	1	1	2	3.3	2	0	0	3	0	0	0	2.3	
TEXAS SOUTHERN	11/19/19	10	1	3	.333	0	2	.000	0	0	.000	0	1	1	2.8	1	0	0	0	1	0	2	2.3	
Totals		0	68	4	14	.286	0	6	.000	1	2	.500	2	9	11	2.8	7	0	0	6	2	0	9	2.3



JEANTAL CYLLA CAREER STATISTICS

Year	GP	GS	Min	Avg	FG	FGA	Pct	3FG	3FGA	Pct	FT	FTA	Pct	Off	Def	Tot	Avg	PF	FO	Ast	TO	Blk	Stl	Pts	Avg	
2015-16 (FAU)	33	24	870	26.4	105	272	.386	44	128	.344	65	89	.730	25	89	114	3.5	85	4	16	44	15	17	319	9.7	
2016-17 (FAU)	30	30	660	22.0	75	196	.383	23	87	.264	41	56	.732	28	70	98	3.3	58	0	13	29	10	13	214	7.1	
2017-18 - REDSHIRTED AT UNCW																										
2018-19 (UNCW)	33	32	930	28.2	156	365	.427	33	106	.311	106	125	.848	48	103	151	4.6	86	2	18	46	17	17	451	13.7	
2019-20 (ARK)	4	0	68	17.0	4	14	.286	0	6	.000	1	2	.500	2	9	11	2.8	7	0	0	6	2	0	9	2.3	
TOTAL	100	86	2528	25.3	340	847	.401	100	327	.306	213	272	.783	103	271	374	3.7	236	6	47	125	44	47	993	9.9	

1

ISAIAH JOE

G • So. • 6-5 • 167

Fort Smith, Ark. || Fort Smith Northside HS

- JERRY WEST SHOOTING GUARD OF THE YEAR WATCH LIST • VOTE: <http://www.hoophallawards.com/men/vote.php>
- 2019-20 Preseason All-SEC (2nd Team Coaches and Media)
- 2019 SEC ALL-FRESHMAN TEAM and 2019 USBWA ALL-DISTRICT VII

• 3PT Att	39	38th NCAA	1st SEC	• 3PT FG/GM	4.0	12th NCAA	2nd SEC
• 3PT%	.410	104th NCAA	4th SEC	• Points/Gm	20.5	45th NCAA	3rd SEC
• Steals/GM	2.0	115th NCAA	7th SEC				

- Games in double figure points: 31 for career • 2 for 2019-20
- Games Making 3+ 3's: 23 for career • 3 for 2019-20

"Everyone talks about Isaiah's offense but, in reality, his man hardly ever scores."
- Arkansas head coach Eric Musselman

2019-20 HIGHLIGHTS:

- Scored 24 in the season opener versus Rice with a **career-high seven assists**.
- Tied Mason Jones with a team-high 16 points versus North Texas ... Was 4-of-6 from 3-point range, making his last four.
- After a slow start vs Texas Southern, had 33 points and five steals –both one shy of career highs ... In the first half, was 0-of-4 from 3-point range (team was 0-of-13) with four points ... Opened second half with a trey and had 29 points with four steals in the period, making 6-of-9 from 3-point range ... Also was 9-of-11 at the free throw line – both career bests.

ISAIAH JOE 2019-20 GAME STATS

Opponent	Date	GS	Min	FG	FGA	Pct	3FG	3A	Pct	FT	FTA	Pct	O	D	Tot	Avg	PF	FO	A	TO	Blk	Stl	Pts	Avg	
RICE	11/05/19	*	32	10	18	.556	4	11	.364	0	0	.000	0	5	5	5.0	1	0	7	5	0	0	24	24.0	
NORTH TEXAS	11/12/19	*	38	5	9	.556	4	6	.667	2	2	1.000	0	3	3	4.0	0	0	2	3	1	3	16	20.0	
MONTANA	11/16/19	*	37	2	13	.154	2	9	.222	3	5	.600	0	5	5	4.3	1	0	2	0	0	0	9	16.3	
TEXAS SOUTHERN	11/19/19	*	37	9	20	.450	6	13	.462	9	11	.818	3	1	4	4.3	2	0	1	1	0	5	33	20.5	
Totals			4	144	26	60	.433	16	39	.410	14	18	.778	3	14	17	4.3	4	0	12	9	1	8	82	20.5

• PERSONAL BESTS •

POINTS	SEC ONLY
Season: 33 vs TX Southern (11/19/19)	
Career: 34 vs. FIU (12/01/18)	23 (2x), last vs. Mizzou (01/23/19)
FG MADE	SEC ONLY
Season: 10 vs Rice (11/05/19)	
Career: 11 vs. FIU (12/01/18)	8 vs. Missouri (01/23/19)
FG ATTEMPTED	SEC ONLY
Season: 20 vs TX Southern (11/19/19)	
Career: 20 vs TX Southern (11/19/19)	18 at Auburn (02/20/19)
3-POINT FG MADE	SEC ONLY
Season: 6 vs TX Southern (11/19/19)	
Career: 10 vs. FIU (12/01/18)	7 (2x), last vs. Mizzou (01/23/19)
3-PT FG ATTEMPTS	SEC ONLY
Season: 13 vs TX Southern (11/19/19)	
Career: 14 at Auburn (02/20/19)	14 at Auburn (02/20/19)
FT MADE	SEC ONLY
Season: 9 vs TX Southern (11/19/19)	
Career: 9 vs TX Southern (11/19/19)	8 vs. Texas A&M (02/23/19)
FT ATTEMPTED	SEC ONLY
Season: 11 vs TX Southern (11/19/19)	
Career: 11 vs TX Southern (11/19/19)	9 vs. Texas A&M (02/23/19)
REBOUNDS	SEC ONLY
Season: 5 (2x) last vs Montana (11/16/19)	
Career: 6 (2x), last vs. Alabama (03/09/19)	6 (2x), last vs. Alabama (03/09/19)
ASSISTS	SEC ONLY
Season: 7 vs Rice (11/05/19)	
Career: 7 vs Rice (11/05/19)	5 vs. Vanderbilt (02/05/19)
STEALS	SEC ONLY
Season: 5 vs TX Southern (11/19/19)	
Career: 6 vs Alabama (03/09/19)	6 vs Alabama (03/09/19)
BLOCKED SHOTS	SEC ONLY
Season: --	
Career: 2 vs. Ole Miss (03/02/19)	2 vs. Ole Miss (03/02/19)
MINUTES	SEC ONLY
Season: 38 vs North Texas (11/12/19)	
Career: 37 at Auburn (02/20/19)	37 at Auburn (02/20/19)



ISAIAH JOE CAREER STATISTICS

Year	GP	GS	Min	Avg	FG	FGA	Pct	3FG	3FGA	Pct	FT	FTA	Pct	Off	Def	Tot	Avg	PF	FO	Asst	TO	Blk	Stl	Pts	Avg
2018-19	34	34	1024	30.1	148	358	.413	113	273	.414	62	82	.756	21	73	94	2.8	64	0	58	42	5	51	471	13.9
2019-20	4	4	144	36.0	26	60	.433	16	39	.410	14	18	.778	3	14	17	4.3	4	0	12	9	1	8	82	20.5
TOTAL	38	38	1168	30.7	174	418	.416	129	312	.413	76	100	.760	24	87	111	2.9	68	0	70	51	6	59	553	14.6

2 ADRIO BAILEY

F • Sr. • 6-6 • 217
Clarence, La. || Lakeview HS

DOUBLE-DOUBLES (1)			
2019-20 (Sr.)			
Opp	Pts	Rebs	
Montana	12	11	

• Represents Arkansas on the SEC Men's Basketball Leadership Council and member of the Arkansas Student-Athlete Advisory Committee ... **Named to the 2019 SEC Community Service Team** ... Voted team tri-captain for the 2018-19 season.


2019-20 HIGHLIGHTS: FOUR GAMES • FOUR CAREER HIGHS

- Pulled down a **then career-high** nine rebounds and tied **then career-high** with three steals versus Rice.
- Had a **career-high four steals** versus North Texas.
- Recorded **first career double-double** with 12 points and **career-high 11 rebounds** in the win over Montana.
- Accounted for five of Arkansas' five blocked shots vs. Texas Southern ... The five rejections **tied a career high**.

ADRIO BAILEY 2019-20 GAME STATS

Opponent	Date	GS	Min	FG	FGA	Pct	3FG	3A	Pct	FT	FTA	Pct	O	D	Tot	Avg	PF	FO	A	TO	Blk	Stl	Pts	Avg
RICE	11/05/19	*	21	4	7	.571	0	0	.000	0	0	.000	2	7	9	9.0	3	0	1	3	1	3	8	8.0
NORTH TEXAS	11/12/19	*	28	3	4	.750	1	2	.500	1	2	.500	2	3	5	7.0	1	0	0	1	1	4	8	8.0
MONTANA	11/16/19	*	31	4	7	.571	0	1	.000	4	6	.667	5	6	11	8.3	4	0	1	1	1	0	12	9.3
TEXAS SOUTHERN	11/19/19	*	17	2	6	.333	0	1	.000	0	0	.000	1	3	4	7.3	3	0	3	0	5	1	4	8.0
Totals			97	13	24	.542	1	4	.250	5	8	.625	10	19	29	7.3	11	0	5	5	8	8	32	8.0

PERSONAL BESTS	
POINTS	SEC ONLY
Season: 12 vs Montana (11/16/19)	
Career: 20 vs. UC Davis (11/12/18)	10 at Mississippi State (01/02/18)
FG MADE	SEC ONLY
Season: 4 (2x) last vs Montana (11/16/19)	
Career: 7 (2x), last vs. Samford (11/10/17)	5 at Mississippi State (01/02/18)
FG ATTEMPTED	SEC ONLY
Season: 4 (2x) last vs Montana (11/16/19)	
Season: 9 at Tennessee (01/15/19)	9 at Tennessee (01/15/19)
3-POINT FG MADE	SEC ONLY
Season: 1 vs North Texas (11/12/19)	
Career: 1 (2x), last at LSU (02/02/19)	1 at LSU (02/02/19)
3-PT FG ATTEMPTS	SEC ONLY
Season: 2 vs North Texas (11/12/19)	
Career: 2 vs. UC Davis (11/12/18)	--
FT MADE	SEC ONLY
Season: 4 vs Montana (11/16/19)	
Career: 9 vs. UC Davis (11/12/18)	3 vs Alabama (03/09/19)
FT ATTEMPTED	SEC ONLY
Season: 6 vs Montana (11/16/19)	
Career: 11 vs. UC Davis (11/12/18)	6 vs. South Carolina (03/08/18)
REBOUNDS	SEC ONLY
Season: 11 vs Montana (11/16/19)	
Career: 11 vs Montana (11/16/19)	6 (2x), last at USC (02/09/19)
ASSISTS	SEC ONLY
Season: 1 vs Rice (11/05/19)	
Career: 3 (3x), last at LSU (01/12/19)	3 (3x), last vs. LSU (01/12/19)
STEALS	SEC ONLY
Season: 4 vs North Texas (11/12/19)	
Career: 4 vs North Texas (11/12/19)	3 at South Carolina (02/09/19)
BLOCKED SHOTS	SEC ONLY
Season: 5 vs TX Southern (11/19/19)	
Career: 5 (2x) last vs TX Southern (11/19/19)	2 (2x), last at Vandv (03/06/19)
MINUTES	SEC ONLY
Season: 31 vs Montana (11/16/19)	
Career: 35 vs Texas (11/09/18)	27 vs. Miss State (02/16/19)



ADRIO BAILEY CAREER STATISTICS

Year	GP	GS	Min	Avg	FG	FGA	Pct	3FG	3FGA	Pct	FT	FTA	Pct	Off	Def	Tot	Avg	PF	FO	Ast	TO	Blk	Stl	Pts	Avg
2016-17	27	2	200	7.4	22	39	.564	0	0	.000	6	19	.316	13	22	35	1.3	29	0	7	11	7	14	50	1.9
2017-18	31	16	439	14.2	53	98	.541	0	0	.000	20	33	.606	29	50	79	2.5	59	1	17	18	23	15	126	4.1
2018-19	34	26	634	18.6	76	171	.444	2	12	.167	36	57	.632	27	74	101	3.0	89	2	25	27	25	25	190	5.6
2019-20	4	4	97	24.3	13	24	.542	1	4	.250	5	8	.625	10	19	29	7.3	11	0	5	5	8	8	32	8.0
TOTAL	96	48	1370	14.3	164	332	.494	3	16	.188	67	117	.573	79	165	244	2.5	188	3	54	61	63	62	398	4.1

3

DESI SILLS

G • So. • 6-1 • 196

Jonesboro, Ark. || Jonesboro HS

Was the only Razorback to score in double figures in both exhibitions, getting 12 versus Little Rock and 10 versus Southwestern Oklahoma ... Was also the only Razorback to have a plus/minus over +20 in both games. He was +20 versus Little Rock and +29 versus SW Oklahoma.

- Although he did not have enough attempts to qualify for NCAA/SEC last season, led the team in 3PT% (.460).
- Got off to a slow start from 3-point range last season as well ... Was 7-of-his first-18 (.389) and 11-of-34 (.324) before finishing the season 19-of-28 (.679).

2019-20 HIGHLIGHTS:

- Had a **career-high** and tied for the team lead with six rebounds versus North Texas ... Added his **first career blocked shot**.
- Scored 10 points, including eight in the first half, vs. Texas Southern

• PERSONAL BESTS •

POINTS

Season: 10 vs Texas Southern (11/19/19)
Career: 18 at Indiana (03/23/19)

SEC ONLY

15 at Kentucky (02/26/19)

FG MADE

Season: 4 vs Rice (11/05/19)
Career: 6 at Indiana (03/23/19)

SEC ONLY

5 at Texas A&M (01/05/19)

FG ATTEMPTED

Season: 15 vs Texas Southern (11/19/19)
Career: 15 vs Texas Southern (11/19/19)

SEC ONLY

9 at Texas A&M (01/05/19)

3-POINT FG MADE

Season: --
Career: 4 at Indiana (03/23/19)

SEC ONLY

3 (3x) last at Alabama (03/09/19)

3-PT FG ATTEMPTS

Season: 5 vs Texas Southern (11/19/19)
Career: 6 (2x), last at Indiana (03/23/19)

SEC ONLY

6 at Texas A&M (01/05/19)

FT MADE

Season: 3 vs North Texas (11/12/19)
Career: 5 at Auburn (02/21/19)

SEC ONLY

5 at Auburn (02/21/19)

FT ATTEMPTED

Season: 5 vs North Texas (11/12/19)
Career: 8 at Auburn (02/21/19)

SEC ONLY

8 at Auburn (02/21/19)

REBOUNDS

Season: 6 vs North Texas (11/12/19)
Career: 6 vs North Texas (11/12/19)

SEC ONLY

4 at Auburn (02/21/19)

ASSISTS

Season: 2 vs Rice (11/05/19)
Career: 6 vs. FIU (12/01/18)

SEC ONLY

5 vs. LSU (01/12/19)

STEALS

Season: 2 vs Montana (11/16/19)
Career: 3 vs. Ole Miss (02/02/19)

SEC ONLY

3 vs. Ole Miss (02/02/19)

BLOCKED SHOTS

Season: 1 vs North Texas (11/12/19)
Career: 1 vs North Texas (11/12/19)

SEC ONLY

--

MINUTES

Season: 33 vs North Texas (11/12/19)
Career: 33 vs North Texas (11/12/19)

SEC ONLY

29 at Kentucky (02/26/19)

DESI SILLS 2019-20 GAME STATS

Opponent	Date	GS	Min	FG	FGA	Pct	3FG	3A	Pct	FT	FTA	Pct	O	D	Tot	Avg	PF	FO	A	TO	Blk	Stl	Pts	Avg	
RICE	11/05/19	*	29	4	8	.500	0	3	.000	0	0	.000	0	1	1	1.0	3	0	2	3	0	1	8	8.0	
NORTH TEXAS	11/12/19	*	34	3	8	.375	0	4	.000	3	5	.600	0	6	6	3.5	2	0	1	2	1	1	9	8.5	
MONTANA	11/16/19	*	25	2	8	.250	0	4	.000	1	2	.500	1	2	3	3.3	4	0	0	3	0	2	5	7.3	
TEXAS SOUTHERN	11/19/19	*	30	4	15	.267	0	5	.000	2	2	1.000	2	0	2	3.0	2	0	2	1	0	1	10	8.0	
Totals			4	118	13	39	.333	0	16	.000	6	9	.667	3	9	12	3.0	11	0	5	9	1	5	32	8.0



DESI SILLS CAREER STATISTICS

Year	GP	GS	Min	Avg	FG	FGA	Pct	3FG	3FGA	Pct	FT	FTA	Pct	Off	Def	Tot	Avg	PF	FO	Ast	TO	Blk	Stl	Pts	Avg
2018-19	34	8	576	16.9	55	125	.440	29	63	.460	40	57	.702	12	31	43	1.3	68	2	58	53	0	21	179	5.3
2019-20	4	4	118	29.5	13	39	.333	0	16	.000	6	9	.667	3	9	12	3.0	11	0	5	9	1	5	32	8.0
TOTAL	38	12	694	18.3	68	164	.415	29	79	.367	46	66	.697	15	40	55	1.4	79	2	63	62	1	26	211	5.6

5

JALEN HARRIS

G • Jr. • 6-2 • 166

Wilson, N.C. || Word of God Christian Academy

Played his freshman season at the University of New Mexico, sat out as transfer at Arkansas in 2017-18.

LAST SEASON

- 15th in NCAA • 2nd in the SEC in assist-to-turnover ratio (2.86) – 189 assists vs 67 turnovers
- 37th in NCAA • 3rd in the SEC in assists per game (5.6)
- 29th in NCAA • 5th in the SEC in total assists (189)
- Voted team tri-captain ... Had 189 assists to rank seventh on the school's single-season list ... The 189 assists are the most in a season by a Razorback sophomore.

2019-20 HIGHLIGHTS:

- Only made eight 3's in 2018-19, but was 2-of-2 from beyond the arc in the season-opening win versus Rice ... Added three steals.
- Led the team with five assists vs Texas Southern, adding five rebounds.

DOUBLE-DOUBLES (2)

2018-19 (RSo.)

Opp	Pts	Asst
Montana State	11	11
vs UTSA	11	10

PERSONAL BESTS

POINTS	SEC ONLY
Season: 10 vs Rice (11/05/19)	
Career: 17 at South Carolina (02/09/19)	17 at South Carolina (02/09/19)
FG MADE	SEC ONLY
Season: 3 vs Rice (11/05/19)	
Career: 6 vs Western Ky. (12/08/18)	5 (2x), last at USC (02/09/19)
FG ATTEMPTED	SEC ONLY
Season: 4 vs Rice (11/05/19)	
Career: 16 at South Carolina (02/09/19)	16 at South Carolina (02/09/19)
3-POINT FG MADE	SEC ONLY
Season: 2 vs Rice (11/05/19)	
Career: 2 vs Rice (11/05/19)	1 (4x), last at LSU (02/02/19)
3-PT FG ATTEMPTS	SEC ONLY
Season: 3vs Texas Southern (11/19/19/)	
Career: 5 vs. Texas (11/09/18)	3 at Texas A&M (01/05/19)
FT MADE	SEC ONLY
Season: 2 (3x) last vs Montana (11/16/19)	
Career: 8 vs. UTA (01/23/18)	7 at South Carolina (02/09/19)
FT ATTEMPTED	SEC ONLY
Season: 4 vs Rice (11/05/19)	
Career: 11 (2x), last at TX A&M (01/05/19)	11 at Texas A&M (01/05/19)
REBOUNDS	SEC ONLY
Season: 5 vs Texas Southern (11/19/19/)	
Career: 9 (2x), last vs. FIU (12/01/18)	6 at Ole Miss (01/19/19)
ASSISTS	SEC ONLY
Season: 5 vs Texas Southern (11/19/19/)	
Career: 12 at Colorado State (12/05/18)	10 at Missouri (02/12/19)
STEALS	SEC ONLY
Season: 4 vs Montana (11/12/19)	
Career: 4 (2x) last vs Montana (11/16/19)	3 vs. Missouri (01/23/19)
BLOCKED SHOTS	SEC ONLY
Season: 1 vs Rice (11/05/19)	
Career: 2 vs. Georgia (01/29/19)	2 vs. Georgia (01/29/19)
MINUTES	SEC ONLY
Season: 25 vs Montana (11/16/19)	
Career: 39 vs. Texas (11/09/18)	36 at Texas A&M (01/05/19)

JALEN HARRIS 2019-20 GAME STATS

Opponent	Date	GS	Min	FG	FGA	Pct	3FG	3A	Pct	FT	FTA	Pct	O	D	Tot	Avg	PF	FO	A	TO	Blk	Stl	Pts	Avg
RICE	11/05/19	22		3	4	.750	2	2	1.000	2	4	.500	0	4	4	4.0	4	0	1	2	1	3	10	10.0
NORTH TEXAS	11/12/19	18		0	2	.000	0	2	.000	2	2	1.000	0	0	0	2.0	4	0	1	1	1	0	2	6.0
MONTANA	11/16/19	25		1	1	1.000	1	1	1.000	2	2	1.000	1	0	1	1.7	2	0	0	0	0	4	5	5.7
TEXAS SOUTHERN	11/19/19	24		1	4	.250	0	3	.000	0	0	.000	0	5	5	2.5	3	0	5	3	0	1	2	4.8
Totals		0	89	5	11	.455	3	8	.375	6	8	.750	1	9	10	2.5	13	0	7	6	2	8	19	4.8

JALEN HARRIS CAREER STATISTICS

Year	GP	GS	Min	Avg	FG	FGA	Pct	3FG	3FGA	Pct	FT	FTA	Pct	Off	Def	Tot	Avg	PF	FO	Ast	TO	Blk	Stl	Pts	Avg
2016-17 (UNW)	31	18	639	20.6	47	107	.439	7	27	.259	38	51	.745	2	54	56	1.8	64	0	72	40	3	25	139	4.5
2017-18	- REDSHIRTED AT ARKANSAS																								
2018-19 (ARK)	34	34	1046	30.8	85	249	.341	8	69	.116	82	119	.689	18	80	98	2.9	75	1	189	66	6	38	260	7.6
2019-20 (ARK)	4	0	89	22.3	5	11	.455	3	8	.375	6	8	.750	1	9	10	2.5	13	0	7	6	2	8	19	4.8
TOTAL	69	52	1774	25.7	137	367	.373	18	104	.173	126	178	.708	21	143	164	2.4	152	1	268	112	11	71	418	6.1



12 TY STEVENS

G • Jr. • 6-2 • 180
Republic, Mo. || Republic HS

Second year walk-on ... Played in two games for a total of two minutes last season ... Lone points came on an old-fashion 3-point play at Vanderbilt.

2019-20 HIGHLIGHTS:

- Saw action in the season-opening win over Rice.
- Has his second career shot attempt in the win over Texas Southern.

TY STEVENS 2019-20 GAME STATS

Opponent	Date	GS	Min	FG	FGA	Pct	3FG	3A	Pct	FT	FTA	Pct	O	D	Tot	Avg	PF	FO	A	TO	Blk	Stl	Pts	Avg
RICE	11/05/19	2		0	0	.000	0	0	.000	0	1	.000	0	0	0	0.0	0	0	0	0	0	0	0	0.0
NORTH TEXAS	11/12/19	DNP																						
MONTANA	11/16/19	DNP																						
TEXAS SOUTHERN	11/19/19	1		0	1	.000	0	0	.000	0	0	.000	0	0	0	0.0	0	0	0	0	0	0	0	0.0
Totals		0	3	0	1	.000	0	0	.000	0	1	.000	0	0	0	0.0	0	0	0	0	0	0	0	0.0

PERSONAL BESTS

POINTS	SEC ONLY
Season: --	
Career: 3 at Vanderbilt (03/06/19)	3 at Vanderbilt (03/06/19)
FG MADE	SEC ONLY
Season: --	
Career: 1 at Vanderbilt (03/06/19)	1 at Vanderbilt (03/06/19)
FG ATTEMPTED	SEC ONLY
Season: 1 vs Texas Southern (11/19/19)	
Career: 1 (2x) last vs TX Southern (11/19/19)	1 at Vanderbilt (03/06/19)
3-POINT FG MADE	SEC ONLY
Season: --	
Career: --	--
3-PT FG ATTEMPTS	SEC ONLY
Season: --	
Career: --	--
FT MADE	SEC ONLY
Season: --	
Career: 1 at Vanderbilt (03/06/19)	1 at Vanderbilt (03/06/19)
FT ATTEMPTED	SEC ONLY
Season: 1 vs Rice (11/05/19)	
Career: 1 (2x) last vs Rice (11/05/19)	1 at Vanderbilt (03/06/19)
REBOUNDS	SEC ONLY
Season: --	
Career: --	--
ASSISTS	SEC ONLY
Season: --	
Career: --	--
STEALS	SEC ONLY
Season: --	
Career: --	--
BLOCKED SHOTS	SEC ONLY
Season: --	
Career: --	--
MINUTES	SEC ONLY
Season: 2 vs Rice (11/05/19)	
Career: 2 vs Rice (11/05/19)	--



TY STEVENS CAREER STATISTICS

Year	GP	GS	Min	Avg	FG	FGA	Pct	3FG	3FGA	Pct	FT	FTA	Pct	Off	Def	Tot	Avg	PF	FO	Ass	TO	Blk	Stl	Pts	Avg
2018-19	2	0	2	1.0	1	1	1.000	0	0	.000	1	1	1.000	0	0	0	0.0	0	0	0	0	0	0	3	1.5
2019-20	2	0	2	1.0	0	1	.000	0	0	.000	0	1	.000	0	0	0	0.0	0	0	0	0	0	0	0	0.0
TOTAL	4	0	4	1.0	1	2	.500	0	0	.000	1	2	.500	0	0	0	0.0	0	0	0	0	0	0	3	0.8

13 EMEKA OBUKWELU

F • R.Jr. • 6-8 • 222
Plano, Texas || Plano West HS

Pronounced eh-MECK-uh Oh-Boo-QUAY-Lu ... Played two seasons at Texas-Tyler before transferring to Arkansas ... Second year walk-on.

2019-20 HIGHLIGHTS:

- Only played the final minute in the season-opening win over Rice, but grabbed three rebounds.

DOUBLE-DOUBLES (9)

2017-18 (So.)

Opp	Pts	Rebs
at Texas Lutheran	28	13
at Southwestern (TX)	26	13
at Austin Rhodes	27	12
Colorado College	43	17
at Howard Payne	19	14
Louisiana College	14	11
at UT Dallas	25	13
LeTourneau	19	10
	33	11

PERSONAL BESTS

POINTS	SEC ONLY
Season: Career: 43 vs Rhodes (12/03/17)	--
FG MADE	SEC ONLY
Season: Career: 20 vs Rhodes (12/03/17)	--
FG ATTEMPTED	SEC ONLY
Season: Career: 26 at LeTourneau (02/01/18)	--
3-POINT FG MADE	SEC ONLY
Season: Career: --	--
3-PT FG ATTEMPTS	SEC ONLY
Season: Career: 1 (2x) last at Hardin-Simmons (12/07/17)	--
FT MADE	SEC ONLY
Season: Career: 6 (2x) last at Louisiana Coll. (02/17/18)	--
FT ATTEMPTED	SEC ONLY
Season: Career: 10 at Willamette (11/18/16)	--
REBOUNDS	SEC ONLY
Season: 3 vs Rice (11/05/19) Career: 20 vs Rhodes (12/03/17)	--
ASSISTS	SEC ONLY
Season: Career: 4 at Rust (01/19/17)	--
STEALS	SEC ONLY
Season: Career: 2 (2x) last at Louisiana Coll. (02/17/18)	--
BLOCKED SHOTS	SEC ONLY
Season: Career: 4 vs Belhaven (01/13/18)	--
MINUTES	SEC ONLY
Season: 1 vs Rice (11/05/19) Career: 42 vs Louisiana College (01/11/18)	--

EMEKA OBUKWELU 2019-20 GAME STATS

Opponent	Date	GS	Min	FG	FGA	Pct	3FG	3A	Pct	FT	FTA	Pct	O	D	Tot	Avg	PF	FO	A	TO	Blk	Stl	Pts	Avg
RICE	11/05/19	1		0	0	.000	0	0	.000	0	0	.000	1	2	3	3.0	0	0	0	0	0	0	0	0.0
NORTH TEXAS	11/12/19	DNP																						
MONTANA	11/16/19	DNP																						
TEXAS SOUTHERN	11/19/19																							
TOTALS		1		0	0	.000	0	0	.000	0	0	.000	1	2	3	3.0	0	0	0	0	0	0	0	0.0



EMEKA OBUKWELU CAREER STATISTICS

Year	GP	GS	Min	Avg	FG	FGA	Pct	3FG	3FGA	Pct	FT	FTA	Pct	Off	Def	Tot	Avg	PF	FO	Ast	TO	Blk	Stl	Pts	Avg
2016-17 (UT-T)	26	15	462	17.8	79	131	.603	0	0	.000	20	45	.444	33	66	99	3.8	79	1	25	23	4	2	178	6.9
2017-18 (UT-T)	26	26	751	28.9	227	335	.677	0	2	.000	56	87	.644	55	147	202	7.8	79	5	38	56	9	8	510	19.6
2017-18 - REDSHIRTED AT ARKANSAS																									
2018-19 (ARK)	1	0	1	1.0	0	0	.000	0	0	.000	0	0	.000	1	2	3	3.0	0	0	0	0	0	0	0	0.0
All*	53	41	1214	22.9	306	466	.657	0	2	.000	76	132	.576	89	215	304	5.7	158	6	63	79	13	10	688	13.0

15

MASON JONES

G • Jr. • 6-5 • 200

Desoto, Texas || Triple A Academy

• FT%	1.000	1st NCAA	1st SEC	• FT Made	23	35th NCAA	2nd SEC
• Total Steals	10	68th NCAA	2nd SEC	• Points/Gm	18.3	103rd NCAA	7th SEC

- Games in double figure points: 22 for career / 3 for 2019-20
- Led team in scoring: 13 for career (10-3) / 3 for 2019-20 (3-0)
- Led team in assists: 10 for career / 1 for 2019-20
- Led team in steals: 6 for career / 2 for 2019-20
- Led the team in rebounding: 5 for career / 1 for 2019-20
- Made 3+ 3's: 14 for career / 1 for 2019-20

- **SEC PLAYER OF THE WEEK (Nov. 11): 32 pts - 7 rebs - 5 steals in season-opening win over Rice.**
- **Is 21-of-21 from the free throw line this season and has made 30 straight dating back to last season.**
- [^] one of 29 players in the NCAA - only player in the SEC - to be 100% at FT Line

2019-20 HIGHLIGHTS:

- Named **SEC Player of the Week** as he scored career-high 32 in the season opener versus Rice - the 2nd-highest point production by a Razorback in a season opener ... Also had career highs in FG made (12), FG att (18) and steals (5).
- Led the team in scoring (16), rebounds (6) and assists (2) in the win over North Texas.
- Led the team in scoring (19), assists (4), steals (4) and blocked shots (1) in the win over Montana.
- Only scored six points vs TX Southern but had a career-high two blocked shots.

MASON JONES 2019-20 GAME STATS

Opponent	Date	GS	Min	FG	FGA	Pct	3FG	3A	Pct	FT	FTA	Pct	O	D	Tot	Avg	PF	FO	A	TO	Blk	Stl	Pts	Avg
RICE	11/05/19	*	33	12	18	.667	4	8	.500	4	4	1.000	1	6	7	7.0	0	0	3	3	0	5	32	32.0
NORTH TEXAS	11/12/19	*	29	3	8	.375	1	5	.200	9	9	1.000	2	4	6	6.5	2	0	2	1	0	0	16	24.0
MONTANA	11/16/19	*	35	5	13	.385	1	5	.200	8	8	1.000	3	2	5	6.0	2	0	4	2	1	4	19	22.3
TEXAS SOUTHERN	11/19/19	*	20	2	4	.500	0	2	.000	2	2	1.000	0	2	2	5.0	2	0	1	4	2	1	6	18.3
Totals			117	22	43	.512	6	20	.300	23	23	1.000	6	14	20	5.0	6	0	10	10	3	10	73	18.3

• PERSONAL BESTS •

POINTS	SEC ONLY
Season: 32 vs Rice (11/05/19)	
Career: 32 vs Rice (11/05/19)	30 (2x), last vs. Miss State (02/16/19)
FG MADE	SEC ONLY
Season: 12 vs Rice (11/05/19)	
Career: 12 vs Rice (11/05/19)	9 vs. Miss State (02/16/19)
FG ATTEMPTED	SEC ONLY
Season: 18 vs Rice (11/05/19)	
Career: 18 (2x) last vs Rice (11/05/19)	18 vs. Miss State (02/16/19)
3-POINT FG MADE	SEC ONLY
Season: 4 vs Rice (11/05/19)	
Career: 6 vs. Ole Miss (03/02/19)	6 vs Ole Miss (03/02/19)
3-PT FG ATTEMPTS	SEC ONLY
Season: 8 vs Rice (11/05/19)	
Career: 13 vs GA Tech (12/19/18)	11 (2x), last vs. Miss State (02/16/19)
FT MADE	SEC ONLY
Season: 9 vs North Texas (11/12/19)	
Career: 12 vs. Florida (01/09/19)	12 vs. Florida (01/09/19)
FT ATTEMPTED	SEC ONLY
Season: 9 vs North Texas (11/12/19)	
Career: 13 (2x), last vs. Fla (01/09/19)	13 vs. Florida (01/09/19)
REBOUNDS	SEC ONLY
Season: 7 vs Rice (11/05/19)	
Career: 10 vs. FIU (12/01/18)	6 (3x), last at Vandy (03/06/19)
ASSISTS	SEC ONLY
Season: 3 vs Rice (11/05/19)	
Career: 7 vs. Indiana (11/18/18)	5 (3x), last at Vandy (03/06/19)
STEALS	SEC ONLY
Season: 5 vs Rice (11/05/19)	
Career: 5 vs Rice (11/05/19)	3 at Vanderbilt (03/06/19)
BLOCKED SHOTS	SEC ONLY
Season: 2 vs Texas Southern (11/19/19)	
Career: 2 vs Texas Southern (11/19/19)	1 (4x), last at USC (02/02/19)
MINUTES	SEC ONLY
Season: 32 vs Rice (11/05/19)	
Career: 38 (2x), last vs. LSU (01/12/19)	38 vs. LSU (01/12/19)



MASON JONES CAREER STATISTICS

Year	GP	GS	Min	Avg	FG	FGA	Pct	3FG	3FGA	Pct	FT	FTA	Pct	Off	Def	Tot	Avg	PF	FO	Ast	TO	Blk	Stl	Pts	Avg
2018-19	34	26	996	29.3	136	337	.404	76	208	.365	115	143	.804	18	114	132	3.9	77	2	96	61	5	31	463	13.6
2019-20	4	4	117	29.3	22	43	.512	6	20	.300	23	23	1.000	6	14	20	5.0	6	0	10	10	3	10	73	18.3
TOTAL	38	30	1113	29.3	158	380	.416	82	228	.360	138	166	.831	24	128	152	4.0	83	2	106	71	8	41	536	14.1

24 ETHAN HENDERSON

F • So. • 6-8 • 210
Little Rock, Ark. || Parkview Magnet HS

Last season, played in 12 games and scored 11 points ... Had a breakout game at Providence in the first round of the NIT ... In the first 32 games of the season, Henderson played 28 minutes, was 2-of-3 from the field, scored five points and had six rebounds ... At Providence (Game 33) alone, played 18 minutes, was 3-of-6 from the field, scored six points and had five rebounds.

2019-20 HIGHLIGHTS:

- Is 2-of-2 from the field this season and, in 20 minutes of action, has five rebounds and two blocked shots.

ETHAN HENDERSON 2019-20 GAME STATS

Opponent	Date	GS	Min	FG	FGA	Pct	3FG	3A	Pct	FT	FTA	Pct	O	D	Tot	Avg	PF	FO	A	TO	Blk	Stl	Pts	Avg
RICE	11/05/19		12	1	1	1.000	0	0	.000	0	0	.000	0	3	3	3.0	3	0	0	1	1	1	2	2.0
NORTH TEXAS	11/12/19	DNP																						
MONTANA	11/16/19	DNP																						
TEXAS SOUTHERN	11/19/19		8	1	1	1.000	0	0	.000	0	0	.000	0	2	2	2.5	0	0	0	1	1	0	2	2.0
Totals		0	20	2	2	1.000	0	0	.000	0	0	.000	0	5	5	2.5	3	0	0	2	2	1	4	2.0

PERSONAL BESTS

POINTS	SEC ONLY
Season: 2 (2x) last vs TX Southern (11/19/19)	
Career: 6 at Providence (03/19/19)	2 at Tennessee (01/15/19)
FG MADE	SEC ONLY
Season: 1 (2x) last vs TX Southern (11/19/19)	
Career: 3 at Providence (03/19/19)	1 at Tennessee (01/15/19)
FG ATTEMPTED	SEC ONLY
Season: 1 (2x) last vs TX Southern (11/19/19)	
Career: 6 at Providence (03/19/19)	1 (2x), last vs. Georgia (01/29/19)
3-POINT FG MADE	SEC ONLY
Season: --	
Career: --	--
3-PT FG ATTEMPTS	SEC ONLY
Season: --	
Career: --	--
FT MADE	SEC ONLY
Season: --	
Career: 1 vs FIU (12/01/18)	--
FT ATTEMPTED	SEC ONLY
Season: --	
Career: 2 vs FIU (12/01/18)	--
REBOUNDS	SEC ONLY
Season: 3 vs Rice (11/05/19)	
Career: 5 at Providence (03/19/19)	1 at Tennessee (01/15/19)
ASSISTS	SEC ONLY
Season: --	
Career: 1 vs UTA (11/23/18)	--
STEALS	SEC ONLY
Season: 1 vs Rice (11/05/19)	
Career: 2 at Tennessee (01/15/19)	2 at Tennessee (01/15/19)
BLOCKED SHOTS	SEC ONLY
Season: 1 (2x) last vs TX Southern (11/19/19)	
Career: 1 (4x), last vs TX SOU (11/19/19)	1 at Auburn (02/20/19)
MINUTES	SEC ONLY
Season: 12 vs Rice (11/05/19)	
Career: 18 at Providence (03/19/19)	4 at Tennessee (01/15/19)



ETHAN HENDERSON CAREER STATISTICS

Year	GP	GS	Min	Avg	FG	FGA	Pct	3FG	3FGA	Pct	FT	FTA	Pct	Off	Def	Tot	Avg	PF	FO	Ast	TO	Blk	Stl	Pts	Avg
2018-19	12	0	51	4.3	5	10	.500	0	0	.000	1	3	.333	3	9	12	1.0	6	0	1	3	2	3	11	0.9
2019-20	2	0	20	10.0	2	2	1.000	0	0	.000	0	0	.000	0	5	5	2.5	3	0	0	2	2	1	4	2.0
TOTAL	14	0	71	5.1	7	12	.583	0	0	.000	1	3	.333	3	14	17	1.2	9	0	1	5	4	4	15	1.1

33 JIMMY WHITT JR.

G • Gr. Sr. • 6-3 • 175
Columbia, Mo. || Hickman HS

Began his career at Arkansas before transferring to SMU, returns to the Razorbacks for the 2019-20 season as a graduate transfer ... Received his B.S. in Sport Management from SMU in May 2019 ... Is pursuing an M.Ed. in Adult and Lifelong Learning ... His brother, Marcus, was a graduate assistant on Coach Musselman's staff at Nevada.

"Jimmy may be the best rebounding point guard in the nation."

- Arkansas head coach Eric Musselman

• Only needs 44 points for 1,000, and 22 assists for 300

• Games in double figure points: 47 for career • 2 for 2019-20

• Games with 5+ assists: 20 • career / 1 • 2019-20

2019-20 HIGHLIGHTS:

- Had five assists in the season-opening win over Rice.
- Pumped in 13 points with three steals and two assists versus North Texas.
- Nearly had a double-double with 14 points and seven rebounds versus Montana.
- Record his **sixth career double-double** – first as a Razorback – vs. Texas Southern with 17 points and 10 rebounds ... In the first half, was 5-of-6 from the field for 11 points with seven boards.

TRIPLE-DOUBLES (1)

2018-19 (Jr.)

Opp	Pts	Rebs	Asst
McNeese St.	12	10	10

DOUBLE-DOUBLES (6)

2019-20 (Sr.)

Opp	Pts	Rebs
Texas Southern	17	10

2018-19 (Jr.)

Opp	Pts	Rebs
vs. Bradley	12	13
McNeese St. *	12	10
at Tulane	11	11
at UConn	20	10
Tulsa	10	10

* - part of a triple-double

PERSONAL BESTS

POINTS

Season: 17 vs Texas Southern (11/19/19)
Career: 24 vs Cincinnati (03/15/19)

SEC ONLY

15 at Missouri (01/12/16)

FG MADE

Season: 8 vs Texas Southern (11/19/19)
Career: 12 vs Cincinnati (03/15/19)

SEC ONLY

15 at Missouri (01/12/16)

FG ATTEMPTED

Season: 13 vs Texas Southern (11/19/19)
Career: 19 (2x) last vs Cincinnati (03/05/19)

SEC ONLY

12 at Mississippi State (02/09/16)

3-POINT FG MADE

Season: --
Career: 2 (2x) last at UCF (03/04/18)

SEC ONLY

2 (2x), last vs LSU (02/23/16)

3-PT FG ATTEMPTS

Season: --
Career: 6 at UCF (03/04/18)

SEC ONLY

3 vs LSU (02/23/16)

FT MADE

Season: 3 vs North Texas (11/12/19)
Career: 7 vs Wichita State (02/24/18)

SEC ONLY

4 (2x) last vs USC (03/05/16)

FT ATTEMPTED

Season: 4 vs North Texas (11/12/19)
Career: 8 vs Wichita State (02/24/18)

SEC ONLY

6 (2x) last vs USC (03/05/16)

REBOUNDS

Season: 10 vs Texas Southern (11/19/19)
Career: 13 (2x) last vs Bradley (11/20/18)

SEC ONLY

4 at Mississippi State (02/09/16)

ASSISTS

Season: 5 vs Rice (11/05/19)
Career: 10 vs McNeese (11/29/18)

SEC ONLY

2 (4x) last vs Auburn (02/17/16)

STEALS

Season: 3 vs North Texas (11/12/19)
Career: 5 (3x) vs Memphis (21/14/18)

SEC ONLY

1 (8x) last at Tennessee (02/27/16)

BLOCKED SHOTS

Season: 1 (2x) last vs North Texas (11/12/19)
Career: 3 (2x) at Memphis (01/19/19)

SEC ONLY

2 vs Vanderbilt (01/15/16)

MINUTES

Season: 35 vs North Texas (11/12/19)
Career: 40 (11x) last vs Cincinnati (03/05/19)

SEC ONLY

20 (3x) last at Miss State (02/09/16)

JIMMY WHITT JR. 2019-20 GAME STATS

Opponent	Date	GS	Min	FG	FGA	Pct	3FG	3A	Pct	FT	FTA	Pct	O	D	Tot	Avg	PF	FO	A	TO	Blk	Stl	Pts	Avg
RICE	11/05/19	*	28	1	4	.250	0	0	.000	0	0	.000	2	2	4	4.0	0	0	5	2	1	1	2	2.0
NORTH TEXAS	11/12/19	*	35	5	10	.500	0	0	.000	3	4	.750	0	1	1	2.5	4	0	2	1	1	3	13	7.5
MONTANA	11/16/19	*	28	6	12	.500	0	0	.000	2	3	.667	2	5	7	4.0	3	0	2	4	0	1	14	9.7
TEXAS SOUTHERN	11/19/19	*	34	8	13	.615	0	0	.000	1	2	.500	2	8	10	5.5	1	0	1	0	0	0	17	11.5
Totals			125	20	39	.513	0	0	.000	6	9	.667	6	16	22	5.5	8	0	10	7	2	5	46	11.5

JIMMY WHITT JR. CAREER STATISTICS

Year	GP	GS	Min	Avg	FG	FGA	Pct	3FG	3FGA	Pct	FT	FTA	Pct	Off	Def	Tot	Avg	PF	FO	Asst	TO	Blk	Stl	Pts	Avg	
2015-16 (ARK)	32	10	552	17.2	75	194	.387	6	16	.375	38	48	.792	11	42	53	1.7	66	0	35	31	6	20	194	6.1	
2016-17 - REDSHIRTED AT SMU																										
2017-18 (SMU)	33	33	1096	33.2	140	287	.488	6	21	.286	60	101	.594	50	121	171	5.2	76	1	114	54	16	60	346	10.5	
2018-19 (SMU)	30	30	1053	35.1	162	332	.488	4	28	.143	42	74	.568	62	131	193	6.4	71	1	119	44	13	43	370	12.3	
2019-20 (ARK)	4	4	125	31.3	20	39	.513	0	0	.000	6	9	.667	6	16	22	5.5	8	0	10	7	2	5	46	11.5	
TOTAL	99	77	2826	28.5	397	852	.466	16	65	.246	146	232	.629	129	310	439	4.4	221	2	278	136	37	128	956	9.7	



35 REGGIE CHANEY

F • So. • 6-8 • 222
Tulsa, Okla. || Findlay Prep (Nev.)

Played all 34 games last season and earned starts versus Texas State and at Ole Miss ... Was third on the team in rebounding (top off the bench) and ranked second on the team with 115 deflections ... Ranked 13th in the SEC with 46 total blocked shots ... Blocked a shot in 15 straight games (Games 2-16) ... Had a career-high seven blocked shots at Providence and five blocked shots in the win over Georgia ... Blocked three shots in a game on four other occasions and had at least one blocked shot in 25 of 34 games.

• Games with 3+ blocked shots: 5 career / 0 • 2019-20

2019-20 HIGHLIGHTS:


• Missed the first three games ... In his debut (vs Texas Southern) was very efficient in his 19 minutes played ... **Tied a career high** with four steals ... Was 3-of-4 from the field for six points with two rebounds and a blocked shot.

REGGIE CHANEY 2019-20 GAME STATS

Opponent	Date	GS	Min	FG	FGA	Pct	3FG	3A	Pct	FT	FTA	Pct	O	D	Tot	Avg	PF	FO	A	TO	Blk	Stl	Pts	Avg
RICE	11/05/19	DNP																						
NORTH TEXAS	11/12/19	DNP																						
MONTANA	11/16/19	DNP																						
TEXAS SOUTHERN	11/19/19	19		3	4	.750	0	0	.000	0	1	.000	1	1	2	2.0	0	0	0	0	1	4	6	6.0
Totals		0	19	3	4	.750	0	0	.000	0	1	.000	1	1	2	2.0	0	0	0	0	1	4	6	6.0

• PERSONAL BESTS •

POINTS	SEC ONLY
Season: 6 vs Texas Southern (11/19/19)	
Career: 14 at Providence (03/12/19)	12 vs. LSU (01/12/19)
FG MADE	SEC ONLY
Season: 3 vs Texas Southern (11/19/19)	
Career: 7 at Providence (03/12/19)	6 vs. LSU (01/12/19)
FG ATTEMPTED	
Season: 4 vs Texas Southern (11/19/19)	
Career: 9 (2x), last at Providence (03/19/19)	8 vs. LSU (01/12/19)
3-POINT FG MADE	SEC ONLY
Season: --	
Career: --	--
3-PT FG ATTEMPTS	SEC ONLY
Season: --	
Career: --	--
FT MADE	SEC ONLY
Season: --	
Career: 3 vs Miss State (02/16/19)	3 vs Miss State (02/16/19)
FT ATTEMPTED	SEC ONLY
Season: 1 vs Texas Southern (11/19/19)	
Career: 4 vs. UC Davis (11/12/18)	3 vs Miss State (02/16/19)
REBOUNDS	SEC ONLY
Season: 2 vs Texas Southern (11/19/19)	
Career: 8 (2x), last at CSU (12/05/18)	6 (3x), last vs. Georgia (01/29/19)
ASSISTS	SEC ONLY
Season: --	
Career: 4 (2x), last vs. Mizzou (01/23/19)	4 vs. Missouri (01/23/19)
STEALS	SEC ONLY
Season: 4 vs Texas Southern (11/19/19)	
Career: 4 (3x), last vs TX SOU (11/19/19)	4 vs. LSU (01/12/19)
BLOCKED SHOTS	SEC ONLY
Season: 1 vs Texas Southern (11/19/19)	
Career: 7 at Providence (03/19/19)	5 vs. Georgia (01/29/19)
MINUTES	SEC ONLY
Season: 19 vs Texas Southern (11/19/19)	
Career: 28 (2x), last at Providence (03/19/19)	27 vs. LSU (01/12/19)



REGGIE CHANEY CAREER STATISTICS

Year	GP	GS	Min	Avg	FG	FGA	Pct	3FG	3FGA	Pct	FT	FTA	Pct	Off	Def	Tot	Avg	PF	FO	Ast	TO	Blk	Stl	Pts	Avg
2018-19	34	2	555	16.3	83	150	.553	0	0	.000	17	33	.515	40	78	118	3.5	82	2	25	46	46	21	183	5.4
2019-20	1	0	19	19.0	3	4	.750	0	0	.000	0	1	.000	1	1	2	2.0	0	0	0	0	1	4	6	6.0
TOTAL	35	2	574	16.4	86	154	.558	0	0	.000	17	34	.500	41	79	120	3.4	82	2	25	46	47	25	189	5.4

ARKANSAS RAZORBACKS

2019-20 SEASON RESULTS & LEADERS

RECORD:	OVERALL	HOME	AWAY	NEUTRAL
ALL GAMES	4-0	4-0	0-0	0-0
CONFERENCE	0-0	0-0	0-0	0-0
NON-CONFERENCE	4-0	4-0	0-0	0-0

DATE	TIME (CT)	OPPONENT	TV	RESULT	ATTEND	RECORD (SEC)	HIGH POINTS	HIGH REBOUNDS
11/05/19	7:00 pm	RICE	SEC Network Plus	W 91-43	17274	1-0 --	(32)Mason Jones	(9)Adrio Bailey
11/12/19	7:00 pm	NORTH TEXAS	SEC Network Plus	W 66-43	12001	2-0 --	(16)Mason Jones (16)Isaiah Joe	(6)Mason Jones (6)Desi Sills
11/16/19	4:00 pm	+ MONTANA	SEC Network Plus	W 64-46	13058	3-0 --	(19)Mason Jones	(11)Adrio Bailey
11/19/19	7:00 pm	+ TEXAS SOUTHERN	SEC Network Plus	W 82-51	11182	4-0 --	(33)Isaiah Joe	(10)Jimmy Whitt Jr.
11/22/19	8:00 pm	+ SOUTH DAKOTA	SEC Network					
11/25/19	6:00 pm	at Georgia Tech	ACC Network					
11/30/19	4:00 pm	+ NORTHERN KENTUCKY	SEC Network Plus					
12/03/19	7:00 pm	AUSTIN PEAY	SEC Network Plus					
12/07/19	6:30 pm	at Western Kentucky	CBS Sports Network					
12/14/19	12:30 pm	TULSA	ESPNU					
12/21/19	7:00 pm	! vs Valparaiso	--					
12/29/19	TBA	at Indiana	Big Ten Network					
01/04/20	6:00 pm	* TEXAS A&M	SEC Network					
01/08/20	8:00 pm	* at LSU	ESPN2 / U					
01/11/20	5:00 pm	* at Ole Miss	SEC Network					
01/15/20	7:30 pm	* VANDERBILT	SEC Network					
01/18/20	3:00 pm	* KENTUCKY	ESPN / 2					
01/22/20	6:00 pm	* at Mississippi State	SEC Network					
01/25/20	3:00 pm	% TCU	ESPN / 2 / U					
01/29/20	7:30 pm	* SOUTH CAROLINA	SEC Network					
02/01/20	5:00 pm	* at Alabama	SEC Network					
02/04/20	6:00 pm	* AUBURN	SEC Network					
02/08/20	2:30 pm	* at Missouri	SEC Network					
02/11/20	6:00 pm	* at Tennessee	ESPN / 2 / U					
02/15/20	Noon	* MISSISSIPPI STATE	SEC Network					
02/18/20	6:00 pm	* at Florida	ESPN / 2 / U					
02/22/20	Noon	* MISSOURI	SEC Network					
02/26/20	7:30 pm	* TENNESSEE	SEC Network					
02/29/20	5:00 pm	* at Georgia	SEC Network					
03/04/20	6:00 pm	* LSU	SEC Network					
03/07/20	3:30 pm	* at Texas A&M	SEC Network					
03/11-15/20		^ SEC Tournament						

Home Games in CAPS | * - Conference game | + = College Hoops Roadshow presented by AtmosAir - Razorback Regional
! - at Verizon Arena (North Little Rock, Ark.) | % - Big 12/SEC Challenge | ^ - SEC Tournament (Nashville, Tenn. - Bridgestone Arena)

ATTENDANCE SUMMARY	GAMES	TOTALS	AVG/GAME
HOME	4	53515	13379
AWAY	0	0	0
NEUTRAL	0	0	0
TOTAL	4	53515	13379

ARKANSAS RAZORBACKS

2019-20 SEASON STATISTICS • ALL GAMES

RECORD:	OVERALL	HOME	AWAY	NEUTRAL
ALL GAMES	4-0	4-0	0-0	0-0
CONFERENCE	0-0	0-0	0-0	0-0
NON-CONFERENCE	4-0	4-0	0-0	0-0

				• TOTAL •			• 3-PTS •			• REBOUNDS •																	
##	Player	GP	GS	Min	Avg	FG	FGA	Pct	3FG	FGA	Pct	FT	FTA	Pct	Off	Def	Tot	Avg	PFF	FO	A	TO	Blk	Stl	Pts	Avg	
1	Isaiah Joe	4	4	144	36.0	26	60	.433	16	39	.410	14	18	.778	3	14	17	4.3	4	0	12	9	1	8	82	20.5	
15	Mason Jones	4	4	117	29.3	22	43	.512	6	20	.300	23	23	1.000	6	14	20	5.0	6	0	10	10	3	10	73	18.3	
33	Jimmy Whitt Jr.	4	4	125	31.3	20	39	.513	0	0	.000	6	9	.667	6	16	22	5.5	8	0	10	7	2	5	46	11.5	
2	Adrio Bailey	4	4	97	24.3	13	24	.542	1	4	.250	5	8	.625	10	19	29	7.3	11	0	5	5	8	8	32	8.0	
3	Desi Sills	4	4	118	29.5	13	39	.333	0	16	.000	6	9	.667	3	9	12	3.0	11	0	5	9	1	5	32	8.0	
35	Reggie Chaney	1	0	19	19.0	3	4	.750	0	0	.000	0	1	.000	1	1	2	2.0	0	0	0	0	1	4	6	6.0	
5	Jalen Harris	4	0	89	22.3	5	11	.455	3	8	.375	6	8	.750	1	9	10	2.5	13	0	7	6	2	8	19	4.8	
0	Jeantal Cylla	4	0	68	17.0	4	14	.286	0	6	.000	1	2	.500	2	9	11	2.8	7	0	0	6	2	0	9	2.3	
24	Ethan Henderson	2	0	20	10.0	2	2	1.000	0	0	.000	0	0	.000	0	5	5	2.5	3	0	0	2	2	1	4	2.0	
12	Ty Stevens	2	0	2	1.0	0	1	.000	0	0	.000	0	1	.000	0	0	0	0.0	0	0	0	0	0	0	0	0.0	
13	Emeka Obukwelu	1	0	1	1.0	0	0	.000	0	0	.000	0	0	.000	1	2	3	3.0	0	0	0	0	0	0	0	0.0	
TEAM.....																6	5	11	2.8	0	0					0	
ARKANSAS.....		4				108	237	.456	26	93	.280	61	79	.772	39	103	142	35.5	63	0	49	54	22	49	303	75.8	
Opponents.....		4				70	218	.321	8	69	.116	35	60	.583	47	95	142	35.5	80	-	33	92	13	21	183	45.8	

SCORE BY PERIODS:	1st	2nd	OT	Total
Arkansas	135	168	-	303
Opponents	77	106	-	183

DEADBALL REBOUNDS:	OFF	DEF	TOTAL
Arkansas	10	6	16
Opponents	16	3	19

2019-20 RAZORBACK GAME-BY-GAME STATISTICS

Opponent	Date	Score	W/L	• TOTAL •			• 3-PTRS •						• REBOUNDS •										
				FG	FGA	Pct	3FG	FGA	Pct	FT	FTA	Pct	Off	Def	Tot	Avg	PF	A	TO	Blk	Stl	Pts	Avg
RICE	11/05/19	91-43	W	37	67	.552	10	25	.400	7	11	.636	10	35	45	45.0	16	19	21	5	14	91	91.0
NORTH TEXAS	11/12/19	66-43	W	20	45	.444	6	22	.273	20	24	.833	4	20	24	34.5	15	8	10	5	11	66	78.5
MONTANA	11/16/19	64-46	W	20	54	.370	4	20	.200	20	26	.769	14	23	37	35.3	18	9	13	2	11	64	73.7
TEXAS SOUTHERN	11/19/19	82-51	W	31	71	.437	6	26	.231	14	18	.778	11	25	36	35.5	14	13	10	10	13	82	75.8
Arkansas		303		108	237	.456	26	93	.280	61	79	.772	39	103	142	35.5	63	49	54	22	49	303	75.8
Opponents		183		70	218	.321	8	69	.116	35	60	.583	47	95	142	35.5	80	33	92	13	21	183	45.8

Games played: 4

Points/game: 75.8

FG Pct: 45.6

3FG Pct: 28.0

FT Pct: 77.2

Rebounds/game: 35.5

Assists/game: 12.3

Turnovers/game: 13.5

Assist/turnover ratio: 0.9

Steals/game: 12.3

Blocks/game: 5.5

2019-20 OPPONENT GAME-BY-GAME STATISTICS

Opponent	Date	Score	W/L	• TOTAL •			• 3-PTRS •						• REBOUNDS •										
				FG	FGA	Pct	3FG	FGA	Pct	FT	FTA	Pct	Off	Def	Tot	Avg	PF	A	TO	Blk	Stl	Pts	Avg
RICE	11/05/19	91-43	W	16	56	.286	2	25	.080	9	15	.600	6	21	27	27.0	16	7	27	2	9	43	43.0
NORTH TEXAS	11/12/19	66-43	W	17	51	.333	2	17	.118	7	12	.583	14	23	37	32.0	22	8	18	0	3	43	43.0
MONTANA	11/16/19	64-46	W	20	54	.370	4	20	.200	20	26	.769	14	23	37	35.3	18	9	13	2	11	64	73.7
TEXAS SOUTHERN	11/19/19	82-51	W	19	55	.345	2	11	.182	11	19	.579	12	27	39	35.5	20	8	24	6	4	51	45.8
Opponents		183		70	218	.321	8	69	.116	35	60	.583	47	95	142	35.5	80	33	92	13	21	183	45.8
Arkansas		303		108	237	.456	26	93	.280	61	79	.772	39	103	142	35.5	63	49	54	22	49	303	75.8

Games played: 4
Points/game: 45.8
FG Pct: 32.1
3FG Pct: 11.6
FT Pct: 58.3

Rebounds/game: 35.5
Assists/game: 8.3
Turnovers/game: 23.0
Assist/turnover ratio: 0.4
Steals/game: 5.3
Blocks/game: 3.3

ARKANSAS RAZORBACKS

2019-20 GAME-BY-GAME POINTS-ASSISTS-REBOUNDS

				0	1	2	3	5	12	13	15	24	33	35
Opponent	Date	Score	WL	CYLLA	JOE	BAILEY	SILLS	HARRIS	STEVENS	OBUKWELU	JONES	HENDERSON	WHITT	CHANEY
RICE	11/05/19	91-43	W	5-6-0	24-5-7	8-9-1	8-1-2	10-4-1	0-0-0	0-3-0	32-7-3	2-3-0	2-4-5	DNP
UNT	11/12/19	66-43	W	2-2-0	16-3-2	8-5-0	9-6-1	2-0-1	DNP	DNP	16-6-2	DNP	13-1-2	DNP
MONT	11/16/19	64-46	W	0-2-0	9-5-2	12-11-1	5-3-0	5-1-0	DNP	DNP	19-5-4	DNP	14-7-2	DNP
TSU	11/19/19	82-51	W	2-1-0	33-4-1	4-4-3	10-2-2	2-5-5	0-0-0	DNP	6-2-1	2-2-0	17-10-1	6-2-0

ARKANSAS RAZORBACKS

2019-20 STARTING LINEUPS

Date	Opponent						1st SUB	Outcome
Nov. 05	Rice	Whitt	Sills	Joe	Jones	Bailey	Cylla	W, 91-43
Nov. 12	North Texas	Whitt	Sills	Joe	Jones	Bailey	Harris	W, 66-43
Nov. 16	Montana	Whitt	Sills	Joe	Jones	Bailey	Cylla / Harris	W, 64-46
Nov. 19	Texas Southern	Whitt	Joe	Sills	Jones	Bailey	Harris	W, 82-51

RECORD BY LINEUP:

Whitt Joe Sills Jones Bailey 4-0

RECORD BY 1ST SUB (Including ties)

Cylla 2-0
Harris 3-0

ARKANSAS RAZORBACKS

2019-20 SPECIALTY STATS (ARKANSAS/OPPONENT)

Opponent	Pts in Paint	Pts Off TO	2nd Chance	Fast Break	Bench	Ties	Lead Chng	Ark Largest Lead	Best Ark Run	Opp Largest Lead	Best Opp Run	Ark Led	Opp Opp	Gm Tied
RICE	42 / 26	29 / 19	7 / 0	30 / 15	17 / 16	1	2	48 03:25 2nd	12 pts	2 16:57 1st	8 pts	37:35	00:45	1:40
NORTH TEXAS	20 / 28	22 / 7	7 / 12	14 / 9	4 / 7	0	0	23 0:03 2nd	9 pts (2x)	- - -	7 pts	38:41	--	1:19
MONTANA	26 / 28	23 / 12	16 / 11	14 / 6	5 / 10	1	0	20 1:35 2nd	8 pts	- - -	6 pts	28:30	--	1:30
TEXAS SOUTHERN	44 / 28	25 / 6	12 / 7	24 / 18	12 / 21	0	2	31 0:58 2nd	12 pts	1 17:44 1st	8 pts	38:13	00:18	1:29

DEFLECTIONS *(Arkansas career Only)*

Player	16-17	17-18	18-19	19-20	Career
Bailey	45	106	110	22	283
Joe	-	-	110	11	121
Chaney	-	-	115	6	121
Harris	-	-	92	10	102
Jones	-	-	84	22	106
Sills	-	-	60	11	71
Henderson	-	-	7	5	12
Whitt	-	-	-	11	11
Cylla	-	-	-	6	6

MOST IN A GAME 2019-20:

- 10 Jones (Montana)
- 7 Bailey (Rice) | Bailey (TXSOU)
- 6 Chaney (TXSOU)
- 5 Jones (Rice) | Jones (TXSOU)

CHARGES DRAWN *(Arkansas career Only)*

Player	16-17	17-18	18-19	19-20	Career
Joe	-	-	27*	3	30
Bailey	4	4	3	-	11
Harris	-	-	4	1	5
Sills	-	-	3	-	3
Whitt	-	-	-	1	1
Chaney	-	-	0	-	0
Henderson	-	-	0	-	0
Jones	-	-	0	-	0
Cylla	-	-	-	-	0

* - led team

DUNKS *(Arkansas career Only)*

Player	16-17	17-18	18-19	19-20	Career
Bailey	6	16	18	6	46
Chaney	-	-	17	1	18
Harris	-	-	12	-	12
Joe	-	-	2	1	3
Henderson	-	-	2	1	3
Whitt	-	-	-	2	2
Sills	-	-	1	1	2
Jones	-	-	0	1	1
Cylla	-	-	-	1	1

ARKANSAS RAZORBACKS

2019-20 GAME HIGHS IN...

Opponent	DATE	SCORE	RESULT	POINTS	REBOUNDS	ASSISTS	STEALS	BLOCKED SHOTS
RICE	11/05/19	91-43	W	32-Mason Jones	9-Adrio Bailey	7-Isaiah Joe	5-Mason Jones	1-Jimmy Whitt Jr. Adrio Bailey Jeantal Cylla Jalen Harris Ethan Henderson
NORTH TEXAS	11/12/19	66-43	W	16-Isaiah Joe Mason Jones	6-Mason Jones Desi Sills	2-Mason Jones Jimmy Whitt Jr. Isaiah Joe	4-Adrio Bailey	1-Isaiah Joe Jimmy Whitt Jr. Jalen Harris Adrio Bailey Desi Sills
MONTANA	11/16/19	64-46	W	19-Mason Jones	11-Adrio Bailey	4-Mason Jones	4-Jalen Harris Mason Jones	1-Mason Jones Adrio Bailey
TEXAS SOUTHERN	11/19/19	82-51	W	33-Isaiah Joe	10-Jimmy Whitt Jr.	5-Jalen Harris	5-Isaiah Joe	5-Adrio Bailey

LED TEAM IN POINTS (including ties)	LED TEAM IN REBS (including ties)	LED TEAM IN ASSISTS (including ties)	LED TEAM IN STEALS (including ties)	LED TEAM IN BLKS (including ties)
Jones 3	Bailey 2	Joe 2	Jones 2	Bailey 4
Joe 2	Whitt 1	Jones 2	Joe 1	Whitt 2
	Jones 1	Harris 1	Bailey 1	Harris 2
	Sills 1	Whitt 1	Harris 1	Jones 1
				Cylla 1
				Henderson 1
				Joe 1
				Sills 1

GAME 1
43 **Rice** **19** **24** **43** **91**
ARKANSAS **39** **52** **91**
Nov. 5, 2019 • Fayetteville, Ark.

Rice 43 • 0-1																	
#	Player		Total		3-Ptr	Rebounds				PF	TP	A	TO	Blk	Stl		
			FG-FGA	FT-FTA	FG-FGA	FT-FTA	Off	Def	Tot								
10	Robert Martin	f	1-7	0-2	3-4	1	2	3	3	5	0	4	0	0	0	29	
02	Trey Murphy III	g	3-10	0-5	1-2	1	1	2	2	7	0	3	1	0	0	30	
03	Ako Adams	g	4-10	2-7	3-3	0	1	1	3	13	1	6	0	1	1	19	
23	Drew Peterson	g	0-5	0-3	0-0	0	8	0	0	0	2	4	0	0	0	23	
24	Chris Mullins	g	1-7	0-2	0-2	1	2	3	1	2	1	1	1	2	24		
00	Payton Moore	g	1-3	0-2	0-0	0	0	0	1	2	1	4	0	0	4	15	
01	Josh Parrish	g	2-4	0-0	0-0	0	1	1	2	4	0	0	0	0	1	15	
04	Quincy Olivari	g	2-6	0-4	2-4	0	2	2	3	6	1	0	0	0	1	14	
05	Addison Owen	g	0-0	0-0	0-0	0	0	0	0	0	0	0	0	0	0	2	
13	Tommy McCarthy	g	0-1	0-0	0-0	0	0	0	0	0	0	0	0	0	0	3	
14	Reed Myers	g	0-0	0-0	0-0	0	0	0	0	0	0	0	0	0	0	2	
15	Max Fiedler	g	2-3	0-0	0-0	0	2	2	0	4	0	0	0	0	0	7	
20	Zach Crisler	g	0-0	0-0	0-0	0	0	0	1	0	1	2	0	0	0	12	
35	Tim Harrison	g	0-0	0-0	0-0	1	1	2	0	0	0	0	0	0	0	5	
Team						2	1	3				3					
Totals				16-56	2-25	9-15	6	21	27	16	43	7	27	2	9	200	
FG % 1st Half:			8-25	32.0%	2nd half:	8-31	25.8%	Game:		16-56	28.6%	Deadball					
3FG % 1st Half:			2-13	15.4%	2nd half:	0-12	0.0%	Game:		2-25	8.0%	Rebounds					
FT % 1st Half:			1-4	25.0%	2nd half:	8-11	72.7%	Game:		9-15	60.0%	3.1					

Arkansas 91 • 1-0

Arkansas 91 • 1-0																	
#	Player	Total		3-Ptr		Rebounds			PF	TP	A	TO	Blk	Stl	Min		
		FG-FGA	FT-FTA	FG-FGA	FT-FTA	Off	Def	Tot									
02	Adrio Bailey	f	4-7	0-0	0-0	2	7	9	3	8	1	3	1	3	21		
01	Isaiah Joe	g	10-18	4-11	0-0	0	5	5	1	24	7	5	0	0	32		
03	Desi Sills	g	4-8	0-3	0-0	0	1	1	3	8	2	3	0	1	29		
15	Mason Jones	g	12-18	4-8	4-4	1	6	7	0	32	3	3	0	5	33		
33	Jimmy Whitt Jr.	g	1-4	0-0	0-0	2	2	4	0	2	5	2	1	1	28		
00	Jeantal Cylia	g	2-7	0-1	1-2	1	5	6	2	5	0	2	1	0	21		
05	Jalen Harris	g	3-4	2-2	2-4	0	4	4	4	10	1	2	1	3	22		
12	Ty Stevens	g	0-0	0-0	0-1	0	0	0	0	0	0	0	0	0	1		
13	Emeka Obukwelu	g	0-0	0-0	0-0	1	2	3	0	0	0	0	0	0	1		
24	Ethan Henderson	g	1-1	0-0	0-0	0	3	3	3	2	0	1	1	1	12		
Team						3	0	3									
Totals			37-67	10-25	7-11	10	35	45	16	91	19	21	5	14	200		
FG % 1st Half:		16-33	48.5%	2nd half:	21-34	61.8%	Game:		37-67	55.2%	Deadball						
3FG % 1st Half:		4-12	33.3%	2nd half:	6-13	46.2%	Game:		10-25	40.0%	Rebounds						
FT % 1st Half:		3-4	75.0%	2nd half:	4-7	57.1%	Game:		7-11	63.6%							

Officials: Robert Felder, Gerald Williams, K.B. Burdett Jr.
 Technical fouls: Rice-None. Arkansas-None.
 Attendance: 17274
 2019-20 Men's Basketball. Round: 0. Arkansas vs Rice. Played at Bud Walton Are

Score by periods	1st	2nd	Total
Rice	19	24	43
Arkansas	39	52	91

Last FG - RICE 2nd-00:36, ARK 2nd-00:24.
 Largest lead - RICE by 2 1st-16:57, ARK by 48 2nd-03:25.
 RICE led for 00:45, ARK led for 37:35. Game was tied for 01:40.

	In	Off	2nd	Fast	Bench
Points	Paint	T/O	Chance	Break	
RICE	26	19	0	15	16
ARK	42	29	5	30	17

Score tied - 1 time.
 Lead changed - 2 times.

GAME 3
46 **Montana** **18** **28** **46** **64**
ARKANSAS **31** **33** **64**
Nov. 16, 2019 • Fayetteville, Ark.

Montana 46 • 1-2

Montana 46 • 1-2																	
#	Player	Total		3-Ptr		Rebounds			PF	TP	A	TO	Blk	Stl	Min		
		FG-FGA	FT-FTA	FG-FGA	FT-FTA	Off	Def	Tot									
00	Kyle Owens	f	0-2	0-0	0-0	1	1	2	3	0	1	0	0	0	13		
23	Mack Anderson	f	4-7	0-0	1-1	3	4	7	4	9	1	3	2	0	25		
02	Kendal Manuel	g	5-16	2-7	0-0	0	5	5	2	12	0	1	0	1	32		
03	Josh Vazquez	g	0-7	0-4	2-2	1	1	2	3	2	2	3	0	2	21		
04	Sayed Pridgett	g	5-12	0-1	3-5	3	4	7	3	13	2	7	1	1	38		
01	Timmy Falls	g	1-4	0-2	0-2	0	2	2	4	2	3	5	1	1	31		
10	Eddy Egun	g	0-3	0-2	0-0	0	2	2	1	0	1	2	0	0	14		
35	Derrick Carter-Holli	g	3-5	0-0	2-4	2	3	5	2	8	0	1	1	0	26		
Team						5	2	7				1					
Totals			18-56	2-16	8-14	15	24	39	22	46	10	23	5	5	200		
FG % 1st Half:		8-31	25.8%	2nd half:	10-25	40.0%	Game:		18-56	32.1%	Deadball						
3FG % 1st Half:		0-6	0.0%	2nd half:	2-10	20.0%	Game:		2-16	12.5%	Rebounds						
FT % 1st Half:		2-3	66.7%	2nd half:	6-11	54.5%	Game:		8-14	57.1%							

Arkansas 64 • 3-0

Arkansas 64 • 3-0																	
#	Player	Total		3-Ptr		Rebounds			PF	TP	A	TO	Blk	Stl	Min		
		FG-FGA	FT-FTA	FG-FGA	FT-FTA	Off	Def	Tot									
02	Adrio Bailey	f	4-7	0-1	4-6	5	6	11	4	12	1	1	1	0	31		
01	Isaiah Joe	g	2-13	2-9	3-5	0	5	5	1	9	2	0	0	0	37		
03	Desi Sills	g	2-8	0-4	1-2	1	2	3	4	5	0	3	0	2	35		
15	Mason Jones	g	5-13	1-5	8-8	3	2	5	2	19	4	2	1	4	25		
33	Jimmy Whitt Jr.	g	6-12	0-0	2-3	2	5	7	3	14	2	4	0	0	18		
00	Jeantal Cylia	g	0-0	0-0	0-0	1	1	2	2	0	0	3	0	1	29		
05	Jalen Harris	g	1-1	1-1	2-2	1	0	1	2	5	0	0	0	4	25		
Team						1	2	3									
Totals			20-54	4-20	20-26	14	23	37	18	64	9	13	2	11	200		
FG % 1st Half:		10-28	35.7%	2nd half:	10-26	38.5%	Game:		20-54	37.0%	Deadball						
3FG % 1st Half:		3-13	23.1%	2nd half:	1-7	14.3%	Game:		4-20	20.0%	Rebounds						
FT % 1st Half:		8-11	72.7%	2nd half:	12-15	80.0%	Game:		20-26	76.9%							

Officials: Troy Mathis, Randy Heimerman, Vladimir Voyard-Tadal
 Technical fouls: Montana-None. Arkansas-None.
 Attendance: 13058
 2019-20 Men's Basketball. Round: 0. Arkansas vs Montana. Played at Verizon Are

Score by periods	1st	2nd	Total
Montana	18	28	46
Arkansas	31	33	64

Last FG - MONT 2nd-03:49, ARK 2nd-02:20.
 Largest lead - MONT None, ARK by 30 2nd-01:35.
 MONT led for 00:00, ARK led for 38:03. Game was tied for 01:30.

Score tied - 1 time.
 Lead changed - 0 times.

GAME 2
43 **North Texas** **16** **17** **43** **66**
ARKANSAS **28** **38** **66**
Nov. 12, 2019 • Fayetteville, Ark.

North Texas 43 • 1-2

LAST TIME AN ARKANSAS PLAYER...

• SCORING •

Scored 25 Points: 29 by Daniel Gafford vs Alabama (03/09/19)

Scored 30 Points: 33 by Isaiah Joe vs. Texas Southern (11/19/19)

Scored 40 Points: 43 by Todd Day at LSU (01/11/92)

Scored 50 Points: 51 by Rotnei Clarke vs. Alcorn State (11/13/09)

RECORD: 51 by Rotnei Clarke vs. Alcorn State (11/13/09)

• FIELD GOALS MADE •

Made 15 Field Goals: 15 (15-21) by Rotnei Clarke vs. Alcorn State (11/13/09)

Made 20 Field Goals: 20 (2-30) by Dean Tolson vs. Texas A&M (03/02/74)

RECORD: 20 (20-30) by Dean Tolson vs. Texas A&M (03/02/74)

• FIELD GOALS ATTEMPTED •

Attempted 20 Field Goals: 20 (10-20) by Jaylen Barford vs. Georgia (01/23/18)

Attempted 25 Field Goals: 26 (9-26) by Courtney Fortson at Mississippi State (01/14/10)

RECORD: 30 (20-30) by Dean Tolson vs. Texas A&M (03/02/74)

• FIELD GOAL PERCENTAGE •

Shot 100% FG (Min. 7 att): Daniel Gafford (7-7) at Texas Tech (01/26/19)

RECORD (min 8 att): 100% 8x - Best: Daryll Saulsberry (10-10) 1975

• 3-POINTERS MADE •

Made 7 3-pointers: 7 (7-12) by Isaiah Joe vs. Missouri (01/23/19)

Made 10 3-pointers: 10 (10-13) by Isaiah Joe vs. FIU (12/01/18)

Made 11-Plus 3-pointers: 13 (13-17) by Rotnei Clarke vs. Alcorn State (11/13/09)

RECORD: 13 (13-17) by Rotnei Clarke vs. Alcorn State (11/13/09) (SEC record)

• 3-POINTERS ATTEMPTED •

Attempted 15 3-Pointers: 17 (13-17) by Rotnei Clarke vs. ETSU (11/27/09)

Attempted 20 3-Pointers: 24 (10-24) by Pat Bradley vs. North Texas (12/30/98)

RECORD: 24 (10-24) by Pat Bradley vs. North Texas (12/30/98) (SEC record)

• FREE THROWS MADE •

Made 10 Free Throws: 10 (10-12) by Daniel Gafford vs. Vanderbilt (02/05/19)

Made 15 Free Throws: 17 (17-22) by Corliss Williamson vs. Ole Miss (02/18/95)

Made 20 Plus Free Throws: 22 (22-24) by Martin Terry vs. Texas A&M (01/22/72)

RECORD: 22 (22-24) by Martin Terry vs. Texas A&M (01/22/72)

• FREE THROWS ATTEMPTED •

Attempted 15 Free Throws: 15 (7-15) by Marshawn Powell vs. Vanderbilt (03/14/13)

Attempted 20 Free Throws: 22 (17-22) by Corliss Williamson vs. Ole Miss (02/18/95)

Attempted 24 Plus Free Throws: 24 (22-24) by Martin Terry vs. Texas A&M (01/22/72)

RECORD: 24 (22-24) by Martin Terry vs. Texas A&M (01/22/72)

• FREE THROW PERCENTAGE •

Shot 100% FT (min 10 att): 14-14 by Daryl Macon vs. Texas (12/17/16)

RECORD (min. 11 att): 8x - Best Tommy Boyer (18-18) in 1963

• REBOUNDS •

Grabbed 10-14 Rebounds: 10 by Jimmy Whitt Jr. vs Texas Southern (11/19/19)

Grabbed 15-29 Rebounds: 16 by Daniel Gafford vs. Alabama (03/09/19)

Grabbed 20-Plus Rebounds: 23 by Nick Davis vs. Jackson State (11/21/97)

RECORD: 23 by Nick Davis vs. Jackson State (11/21/97)

• Grabbed 10 Offensive Rebounds: 10 by Bobby Portis vs. LSU (03/07/15)

• Grabbed 10 Defensive Rebounds: 10 by Daniel Gafford vs. Alabama (03/09/19)

• ASSISTS •

Had 10 Assists: 10 by Jalen Harris at Missouri (02/12/19)

Had 15 Assists: 15 by Dontell Jefferson vs. Portland State (11/18/05)

RECORD: 15 by Dontell Jefferson vs. Portland State (11/18/05)

• STEALS •

Had 5 Steals: 5 by Isaiah Joe vs Texas Southern (11/19/19)

Had 6-7 Steals: 6 by Jabril Durham vs. Mississippi State (01/09/16)

Had 8-9 Steals: 9 by Robert Shepard at Arizona (12/06/92)

RECORD: 9 by Robert Shepard at Arizona (12/06/92)

• BLOCKED SHOTS •

Had 5 Blocks: 5 by Adrio Bailey vs Texas Southern (11/19/19)

Had 6-9 Blocks: 7 by Reggie Chaney at Providence (03/19/19)

Had 10 Blocks: 10 by Steven Hill vs. Texas State (12/06/05)

RECORD: 10 by Steven Hill vs. Texas St. (12/06/05) & Oliver Miller vs. Texas (02/04/90)

• TURNOVERS •

Committed 5-9 Turnovers: 5 by Isaiah Joe vs Rice (11/05/19)

Committed 10 Plus Turnovers: 10 by Courtney Fortson at South Carolina (02/21/09)

• MINUTES PLAYED •

Played 38 Minutes: Mason Jones vs. LSU (01/12/19)

Played 39 Minutes: Jalen Harris (OT) vs. Texas (11/09/18)

Played 40 Minutes (Regulation): Julysses Nobles vs. Louisville (11/17/09)

Played 40 Minutes (OT): Dusty Hannahs (OT) vs. Texas Tech (01/30/16)

Played 45 Plus Minutes: 47 by BJ Young vs. Auburn (01/16/13)

• MISCELLANEOUS •

Scored 20 Or More Points In Back-To-Back Games: Daniel Gafford

20 at Vanderbilt (03/06/19) and 29 vs. Alabama (03/09/19)

Scored 20 or More Points in Five-Plus Consecutive Games: (7) by Daryl Macon

20, 25, 22, 20, 22, 25, 21 (01/18/18 to 02/10/19)

Scored 20 or More Points in 10-Plus Consecutive Games: (11) by Todd Day

20, 23, 26, 26, 22, 31, 23, 21, 27, 21, 20 (12/01/90 to 01/12/91)

Scored 30 or More Points in Back-To-Back Games: Jannerro Pargo

35 vs. Florida (01/26/02) and 33 at Alabama (01/30/02)

Most Points in Back-To-Back Games: 82 by Martin Terry

35 at TCU (02/20/73) and 47 vs. SMU (02/24/73)

Consecutive Free Throws Made: 48 by Ricky Medlock (20 gms; 12/21/74 to 03/04/75)

Double-Double: Pts/Rebs: Jimmy Whitt Jr. (17 & 10) Texas Southern (11/19/19)

Double-Double: Pts/Assists: Jalen Harris (11 & 10) vs. UTSA (12/15/18)

Two Players with Double-Double in Same Game: vs. UTSA (12/15/18)

Daniel Gafford (13 pts, 14 rebs) and Jalen Harris (11 pts, 10 assists)

Had 5-Plus Assists in 5-Plus Consecutive Games: (6) by Jalen Harris

11, 6, 10, 12, 7, 10 (11/21/81 thru 12/15/18)

Had 10 or More Assists in Back-to-Back Games: Jalen Harris

10 vs. FIU (12/01/18) and 12 at Colorado State (12/05/18)

Three-Plus Players with 5-Plus Assists in a Game: vs. Montana State (11/21/18)

Jalen Harris (11), Isaiah Joe (5) and Desi Sills (5)

Had 5 or More Steals in Back-to-Back Games: Ronnie Brewer

5 vs. Western Illinois (01/01/06) and 5 vs. Mississippi State (01/07/06)

LAST TIME AN OPPONENT PLAYER...

• SCORING •

Scored 25 Points: 29 by Tyler Herro at Kentucky (02/26/19)

Scored 30 Points: 31 by Prentiss Nixon vs. Colorado State (01/20/17)

Scored 40 Points: 45 by Jodie Meeks vs. Kentucky (02/14/09)

Scored 50 Points: 56 by Oscar Robertson vs. Cincinnati (03/15/58) **(on record)**

• FIELD GOALS MADE •

Made 15 Field Goals: 17 (17-24) by Jodie Meeks vs. Kentucky (02/14/09)

Made 20 Field Goals: 21 by Oscar Robertson vs. Cincinnati (03/15/58) **(on record)**

• FIELD GOALS ATTEMPTED •

Attempted 20 Field Goals: 20 (10-20) by Tyler Hall vs. Montana State (11/21/18)

Attempted 25 Field Goals: 28 (11-28) by Devan Downey vs. South Carolina (02/17/10)

• FIELD GOAL PERCENTAGE •

Shot 100% FG (Min. 7 att): Adam Wing (8-8) vs. Evansville (12/08/15)

• 3-POINTERS MADE •

Made 7 3-pointers: 7 (7-15) by Tyler Hall vs. Montana State (11/21/18)

Made 10 3-pointers: 10 (10-19) by Lance Weems at Auburn (01/06/96)

• 3-POINTERS ATTEMPTED •

Attempted 15 3-pointers: 15 (7-15) by Tyler Hall vs. Montana State (11/21/18)

Attempted 20 3-pointers: 22 (5-22) by Jeff Fryer vs. Loyola Marymount (03/16/89)

• FREE THROWS MADE •

Made 10 Free Throws: 11 (11-12) by Kevagh Allen vs. Florida (01/09/19)

Made 15 Free Throws: 17 (17-19) by Mike Boynton vs. South Carolina (03/11/04)

• FREE THROWS ATTEMPTED •

Attempted 15 Free Throws: 17 (11-17) by Tyler Davis vs. Texas A&M (02/17/18)

Attempted 20 Free Throws: 24 (18-24) by Frank Williams vs. Illinois (12/08/01)

• FREE THROW PERCENTAGE •

Shot 100% FT (min 10 att): 14-14 by Grant Williams at Tennessee (01/15/19)

• REBOUNDS •

Grabbed 10-14 Rebounds: 11 by Alpha Diallo at Providence (03/19/19)

Grabbed 15-19 Rebounds: 15 by Nick Richards at Kentucky (02/26/19)

Grabbed 20 Rebounds: 20 by Antonio McDyess vs. Alabama (03/11/95)

• Grabbed 10 Offensive Rebounds: 11 by Tyler Davis at Texas A&M (01/30/18)

• Grabbed 10 Defensive Rebounds: 10 by Nick Richards (10) at Kentucky (02/26/19)

• ASSISTS •

Had 10 Assists: 11 by Tremont Waters vs. LSU (01/12/19)

Had 13 Assists: 13 by Chuck Evans at Mississippi State (01/27/93) **(on record)**

• STEALS •

Had 5 Steals: 6 by Alpha Diallo at Providence (03/19/19)

Had 8 Steals: 8 by Terry Conerway vs. Texas State (12/21/02)

• BLOCKED SHOTS •

Had 5 Blocks: 5 by James Banks III vs. Georgia Tech (12/19/18)

Had 6-9 Blocks: 7 by Stefan Moody at Ole Miss (02/13/16)

Had 10 Plus Blocks: 10 by P.J. Roberson vs. Grambling State (11/26/11)

• TURNOVERS •

Committed 5-9 Turnovers: 5 by Javlon Hamlet vs North Texas (11/12/19)

Committed 10 Plus Turnovers: 12 by Devin Gibson vs. UTSA (12/12/07)

LAST TIME ARKANSAS HIGHS...

• SCORING •

Scored 100 Points: 104 vs. Oral Roberts (12/19/17)
Scored 120-Plus Points: 121 vs. FIU (12/01/18)
Scored 50 Points in 1st Half: 58 vs. FIU (12/01/18)
Scored 50 Points in 2nd Half: 52 vs Rice (11/05/19)
Scored 60 or More Points in a Half: 63 (2nd) vs. FIU (12/01/18)
Scored 70 or More Points in a Half: 71 (1st) vs. Alcorn (11/13/09)
Scored 80 or More Points in a Half: 88 (2nd) vs. U.S. International (12/09/89)

• FIELD GOALS MADE •

Made 30 Field Goals: 31 (31-71) vs Texas Southern (11/19/19)
Made 40 Field Goals: 42 (42-69) vs. FIU (12/01/18)
Made 50 Field Goals: 57 (57-99) vs. Troy (12/10/96)
RECORD: 68 (68-101) vs. U.S. International (12/09/89)

• FIELD GOALS ATTEMPTED •

Attempted 70 Field Goals: 71 (31-71) vs Texas Southern (11/19/19)
Attempted 80 Field Goals: 83 (34-83) vs. Iona (11/30/14)
Attempted 90 Field Goals: 99 (57-99) vs. Troy (12/10/96)
Attempted 100 Field Goals: 101 (68-101) vs. US International (12/09/89)
RECORD: 101 (68-101) vs. U.S. International (12/09/89)

• FIELD GOALS PERCENTAGE •

Shot 60% FG: 60.9 (42-69) vs. FIU (12/01/18)
Shot 70% or Better FG: 72.7 (32-44) vs. Alabama State (12/21/83)
RECORD: 79.4 (27-34) vs. Texas Tech (1979)

• 3-POINTERS MADE •

Made 15 3-pointers: 16 (16-24) vs. Mississippi State (01/09/16)
Made 20 3-pointers: 21 (21-37) vs. Troy (12/10/96)
RECORD: 21 (21-37) vs. Troy (12/10/96)

• 3-POINTERS ATTEMPTED •

Attempted 25 3-pointers: 26 (6-26) vs Texas Southern (11/19/19)
Attempted 30 3-pointers: 33 (10-33) at Texas A&M (01/05/19)
Attempted 35 3-pointers: 35 (11-35) vs. Montana State (11/21/18)
RECORD: 54 (19-54) vs. North Texas (12/30/98)

• 3-POINT PERCENTAGE •

Shot 50% 3PT FG (min. 15 att): 50.0 (9-18) vs. Ole Miss (03/02/19)
Shot 60% or Better 3PT FG (min. 15 att): 61.1 (11-18) at Vanderbilt (03/06/19)
RECORD (min. 15 att): 66.7 (16-24) vs. Mississippi State (01/09/16)

• FREE THROWS MADE •

Made 20 Free Throws: 20 (20-26) vs Montana (11/16/19)
Made 30 Free Throws: 34 (34-46) vs. UT Arlington (11/23/18)
Made 40 Free Throws: 41 (41-49) at Kentucky (01/25/92)
RECORD: 48 (48-53) vs. Ole Miss (01/17/04)

• FREE THROW ATTEMPTS •

Attempted 40 Free Throws: 46 (34-46) vs. UT Arlington (11/23/18)
Attempted 50 Free Throws: 53 (35-53) vs. Northeastern Illinois (11/16/97)
Attempted 60 Free Throws: 65 vs. TCU (1955)
RECORD: 65 vs. TCU (1955)

• FREE THROW PERCENTAGE •

Shot 80% FT (min. 10 att): .83.3 (20-24) vs North Texas (11/12/19)
Shot 90% or Better FT (min. 10 att): 93.5 (39-31) vs. Texas (12/17/16)
RECORD (min 10 att): 100 3x - Best 16-16 at Kentucky (02/27/14)

• REBOUNDS •

Grabbed 40 Rebounds: 45 vs Rice (11/05/19)
Grabbed 50 Rebounds: 50 vs. FIU (12/01/18)
Grabbed 55-Plus Rebounds: 55 vs. Utah Valley (01/03/15)
RECORD: 77 vs. Jackson State (01/22/02)

• ASSISTS •

Had 25 Assists: 29 vs. Montana State (11/21/18)
Had 30 Assists: 32 vs. Jackson State (11/22/96)
Had 40 Assists: 40 vs. Troy (12/10/96)
RECORD: 47 vs. U.S. International (12/09/89)

• STEALS •

Had 15 Steals: 15 vs Auburn (02/17/16)
Had 20 Steals: 24 vs. Maryland-Eastern Shore (01/02/01)
Had 25 Steals: 26 vs. Louisiana-Monroe (11/25/00)
RECORD: 26 vs. Louisiana-Monroe (11/25/00)

• BLOCKED SHOTS •

Had 10 Blocks: 10 vs Texas Southern (11/19/19)
Had 13 Blocks: 14 vs. Georgia (01/29/19)
Had 15 Blocks: 15 vs. South Alabama (12/30/91)
RECORD: 18 vs. Missouri (12/05/95)

• MOST TURNOVERS •

Had 20 Turnovers: 21 vs Rice (11/05/19)
Had 25 Turnovers: 25 at South Carolina (02/21/09)
Had 30 Turnovers: 32 vs. Providence (11/16/07)
RECORD: 32 vs. Providence (11/16/07)

• FOULS •

Committed 21 Fouls: 20 vs Texas Southern (11/19/19)
Committed 25 Fouls: 29 at LSU (02/02/19)
Committed 30 Fouls: 31 at Kentucky (01/07/17)
RECORD: 38 vs. Missouri (12/04/61)

LAST TIME ARKANSAS LOWS...

• SCORING •

Held to 40-45 Points: 43 at Florida (01/22/11)
Held to 46-49 Points: 46 at Mississippi State (02/09/16)
Held to 50-55 Points: 50 vs. Florida (03/14/19)
Held to 56-59 Points: 56 at Auburn (02/20/19)
Held to 19 Points or Less in a Half: 18 (1st half) vs. Vanderbilt (02/07/17)

• FIELD GOALS •

Held to Below 20 Field Goals Made: 17 (17-46) vs. Florida (03/14/19)

• FIELD GOAL PERCENTAGE •

Held to 20-29% FG: 27.9 (17-61) vs. South Carolina (02/03/15)
Held to 30-35% FG: .300 (15-50) vs. Florida (01/09/19)

• 3-POINTERS •

Did not Make a 3-pointer: 0 (0-2) at Texas (01/07/89)
Held to 1-4 3-PT FG Made: 4 (4-16) vs. Florida (03/1/19)
Held to 5-10 3-PT FG Made: 4 (4-20) vs Montana (11/16/19)
Attempted Single-Digit 3-pointers: 8 (3-8) at LSU (02/03/18)

• 3-POINT PERCENTAGE •

Shot 10% or Worse 3PT FG: 10.0 (1-10) at Mississippi State (02/09/16)
Shot 11-19% 3PT FG: 15.4 (4-26) at Auburn (02/20/19)

• FREE THROWS •

Made Single Digit Free Throws: 7 (7-11) at LSU (02/02/19)
Attempted Single Digit Free Throws: 9 (7-9) vs. Georgia Tech (12/19/18)

• FREE THROW PERCENTAGE •

Shot 40-49% FT: 40.0 (6-15) at Florida (01/17/18)
Shot Below 40% FT: 26.7 (4-15) at Texas A&M (01/09/13)

• REBOUNDING •

Had 19 or Fewer Rebounds: 19 at Missouri (03/05/13)
Had 20-25 Rebounds: 24 vs North Texas (11/12/19)

• ASSISTS •

Held to Single Digit Assists: 9 vs Montana (11/16/19)

• STEALS •

Had No Steals: *None on record*
Had 1 Steal: 1 vs. Florida (03/09/18)
Had 2-4 Steals: 3 at Texas A&M (01/05/19)

• BLOCKED SHOTS •

Had No Blocked Shots: 0 vs. Missouri (1/23/19)

• FEWEST TURNOVERS •

Had 1-4 Turnovers: 4 vs. Georgia (01/29/19)
Had 5-10 Turnovers: 8 vs. Alabama (03/09/19)

• FOULS •

Had Single Digit Fouls: 9 vs. LSU (02/17/07)

ARKANSAS MISCELLANEOUS...

Played in an OT game:	01/12/19 vs LSU	L, 94-88 (OT)
Played in a 2OT game:	01/23/18 at Georgia	W, 80-77 (2 OT)
Played in a 3OT game:	02/09/80 vs. Houston	L, 90-84 (3 OT)
Beat AP team ranked 21-25:	03/09/18 vs. #23 Florida (SEC)	W, 80-72
Beat AP team ranked 16-20:	02/02/19 at #19 LSU	W, 90-89
Beat AP team ranked 11-15:	02/27/18 vs. #14 Auburn	W, 91-82
Beat AP team ranked 6-9:	12/30/17 vs. #9 Tennessee	W, 95-93 (OT)
Beat AP team ranked 2-5:	01/27/16 vs. #5 Texas A&M	W, 74-71
Beat AP team ranked #1:	02/12/84 vs. #1 North Carolina (PB)	W, 65-64
Beat AP Top 25 team on road:	02/02/19 at #19 LSU	W, 90-89
Beat AP Top 10 team on road:	02/09/94 at #4 Kentucky	W, 90-82

LAST TIME AN OPPONENT HIGHS...

• SCORING •

Scored 100 Points: 106 at Tennessee (01/15/19)
 Scored 110 Points: 117 at Ole Miss (12/10/73)
 Scored 50 Points in 1st Half: 55 at Tennessee (01/15/19)
 Scored 50 Points in 2nd Half: 51 at Tennessee (01/15/19)
 Scored 60 or More Points in a Half: 60 (1st half) vs. Alabama (02/28/96)

• FIELD GOALS MADE •

Made 30 Field Goals: 31 (31-64) by Ole Miss (01/19/19)
 Made 40 Field Goals: 40 (40-68) by Texas (01/05/10)
 Made 45 Field Goals: 45 (45-80) vs. Pittsburgh (12/29/86)

• FIELD GOALS ATTEMPTED •

Attempted 70 Field Goals: 71 (32-71) by Tennessee (12/30/17)
 Attempted 80 Field Goals: 83 (31-83) by FIU (12/01/18)

• FIELD GOAL PERCENTAGE •

Shot 60% FG: 61.1 (15-23) vs. Auburn (02/17/16)
 Shot 65% FG: 67.7 (4-65) vs. North Carolina (03/23/08)
 Shot 69% FG: 69.8 (37-53) at Auburn (01/14/95)

• 3-POINTERS MADE •

Made 15 3-pointers: 15 (15-30) at LSU (02/03/18)
 Made 17 3-pointers: 17 (17-33) at Auburn (02/20/19)

• 3-POINTERS ATTEMPTED •

Attempted 25 3-pointers: 25 (2-25) vs Rice (11/05/19)
 Attempted 30 3-pointers: 33 (17-33) at Auburn (02/20/19)
 Attempted 35 3-pointers: 37 (6-37) by FIU (12/01/18)

• 3-POINT PERCENTAGE •

Shot 50% 3PT FG (min 15 att): 51.5 (17-33) at Auburn (02/20/19)
 Shot 60% or Better 3PT FG (min 15 att): 62.7 (10-15) at South Carolina (02/09/19)

• FREE THROWS •

Made 20 Free Throws: 26 (26-28) vs. Georgia (03/04/17)
 Made 30 Free Throws: 32 (32-38) at LSU (02/02/19)
 Made 40 Free Throws: 40 (40-50) vs. UMass (11/25/94)

• FREE THROW ATTEMPTS •

Attempted 35 Free Throws: 38 (32-38) at LSU (02/02/19)
 Attempted 40 Free Throws: 40 (24-40) at Mississippi State (01/02/18)
 Attempted 50 Free Throws: 50 (39-50) vs. South Carolina (03/11/04)

• FREE THROW PERCENTAGE •

Shot 80% FT (min. 10 att): .882 (15-17) at Ole Miss (01/19/19)
 Shot 90% or Better FT (min. 10 att): 91.2 (31-34) vs. Auburn (02/27/18)

• REBOUNDING •

Grabbed 40 Rebounds: 41 vs. Florida (03/14/19)
 Grabbed 50 Rebounds: 50 at LSU (02/11/17)
 Grabbed 55-Plus Rebounds: 56 vs. Georgia (01/29/19)

• ASSISTS •

Had 25 Assists: 25 vs. Louisville (11/17/09)
 Had 30 Assists: 30 at UAB (01/27/90)

• STEALS •

Had 15 Steals: 15 at LSU (02/24/10)
 Had 18 Steals: 18 vs. Alcorn State (12/02/95)

• BLOCKED SHOTS •

Had 10 Blocks: 10 at Tennessee (01/22/14)
 Had 13 Blocks: 13 at Mississippi State (01/14/10)

• MOST TURNOVERS •

Had 20 Turnovers: 24 vs Texas Southern (11/19/19)
 Had 25 Turnovers: 27 vs Rice (11/05/19)
 Had 30 Turnovers: 30 vs. Louisiana-Monroe (12/31/04)

• FOULS •

Committed 10-14 Fouls: 14 vs. Alabama (03/09/19)
 Committed 15-19 Fouls: 16 vs. Rice (11/05/19)
 Committed 20-29 Fouls: 20 vs Texas Southern (11/19/19)
 Committed 30-44 Fouls: 34 vs. UT Arlington (11/23/18)
 Committed 45 Fouls: 36 vs. Centenary (12/04/82)

LAST TIME AN OPPONENT LOWS

• SCORING •

Held to 30-39 Points: 33 vs. Vanderbilt (01/12/13)
 Held to 40-45 Points: 43 vs North Texas (11/12/19)
 Held to 46-49 Points: 46 vs Montana (11/16/19)
 Held to 50-55 Points: 51 vs Texas Southern (11/19/19)
 Held to 56-59 Points: 57 vs. Florida (01/09/19)
 Held to 19 Points or Less in a Half: 11 vs. Vanderbilt (01/12/13)

• FIELD GOAL PERCENTAGE •

Held to 21% or Worse FG: 20.97 (13-62) vs. Jackson State (11/22/02)
 Held to 20-29% FG: 28.6 (16-56) vs Rice (11/05/19)
 Held to 30-35% FG: 34.5 (19-55) vs Texas Southern (11/19/19)

• 3-POINTERS •

Did not Make a 3-pointer: 0 (0-10) by Mississippi State (02/07/15)
 Held to 1-4 3-PT FG Made: 2 (2-11) vs Texas Southern (11/19/19)
 Held to 5-10 3-PT FG Made: 6 (6-27) at Vanderbilt (03/06/19)

• 3-POINT PERCENTAGE •

Shot 10% or Worse 3PT FG: 8.0 (2-25) vs Rice (11/05/19)
 Shot 11-19% 3PT FG: 18.2 (2-11) vs Texas Southern (11/19/19)

• FREE THROWS •

Made 1-5 Free Throws: 3 (3-7) vs. Oral Roberts (12/19/17)
 Made 6-9 Free Throws: 8 (8-14) vs Montana (11/16/19)

• FREE THROW ATTEMPTS •

Attempted Single Digit Free Throws: 7 (3-7) vs. Oral Roberts (12/19/17)

• FREE THROW PERCENTAGE •

Shot 40-49% FT: 47.4 (9-19) vs. Auburn (02/17/16)
 Shot Below 40% FT: 38.1 (8-21) vs. Texas State (12/22/18)

• REBOUNDING •

Had 19 or Fewer Rebounds: 19 vs. Missouri-Kansas City (12/02/06)
 Had 20-25 Rebounds: 25 at Texas Tech (01/26/19)

• ASSISTS •

Held to Single Digit Assists: 8 vs Texas Southern (11/19/19)

• STEALS •

Had No Steals: 0 by North Texas (01/03/04)
 Had 1 Steal: 1 at Florida (01/17/18)
 Had 2-4 Steals: 4 vs Texas Southern (11/19/19)

• BLOCKED SHOTS •

Had No Blocked Shots: 0 vs North Texas (11/12/19)

• FEWEST TURNOVERS •

Had Single Digit Turnovers: 9 at Providence (03/19/19)

• FOULS •

Had Single Digit Fouls: 8 at Michigan (12/08/12)

RAZORBACK SPEED CHART



JEANTAL CYLLA

0 F • Gr.Sr. • 6-7 • 215
Lake Worth, Fla.



Played 2 yrs at FAU and 1 at UNCW ... B.A. in Communication Studies from UNCW in May '19 ... Pursuing M.Ed. in Adult & Lifelong Learning ... Member of Haitian National Team ... 3 career double-doubles ... Seven points from 1,000 for his career.

Year	GP	GS	Min	Avg	FG	FGA	Pct	3FG	3FGA	Pct	FT	FTA	Pct	Off	Def	Tot	Avg	PF	FO	Ast	TO	Blk	Stl	Pts	Avg
2019-20	4	0	68	17.0	4	14	.286	0	6	.000	1	2	.500	2	9	11	2.8	7	0	0	6	2	0	9	2.3
CAREER	100	86	2528	25.3	340	847	.401	100	327	.306	213	272	.783	103	271	374	3.7	236	6	47	125	44	47	993	9.9

CAREER HIGHS

PTS: 25 at UTEP (01/12/16)
REB: 10 (2x) last at Mercer (12/21/18)
AST: 3 vs UNC Greensboro (11/13/18)
STL: 4 vs Webber (12/21/16)
BLK: 2 (6x) last vs JMU (02/02/19)



ISAIAH JOE

1 G • So. • 6-5 • 180
Fort Smith, Ark.

Jerry West Shooting Guard of the Year Watch List and Preseason 2nd Team All-SEC ... Only needs 24 more treys to enter Arkansas' career top 10 for 3's made ... Had career-high 7 assists vs Rice ... Scored 33 points and had five steals vs TX SOU, both one shy of career highs ... Led team in taking 27 charges last season and has 2 this year.

Year	GP	GS	Min	Avg	FG	FGA	Pct	3FG	3FGA	Pct	FT	FTA	Pct	Off	Def	Tot	Avg	PF	FO	Ast	TO	Blk	Stl	Pts	Avg
2019-20	4	4	144	36.0	26	60	.433	16	39	.410	14	18	.778	3	14	17	4.3	4	0	12	9	1	8	82	20.5
CAREER	38	38	1168	30.7	174	418	.416	129	312	.413	76	100	.760	24	87	111	2.9	68	0	70	51	6	59	553	14.6

CAREER HIGHS

PTS: 34 vs FIU (12/01/18)
REB: 6 (2x), last vs Alabama (03/09/19)
AST: 7 vs Rice (11/05/19)
STL: 6 vs Alabama (03/09/19)
BLK: 2 vs Ole Miss (03/02/19)



ADRIO BAILEY

2 F • Sr. • 6-6 • 222
Clarence, La.

2019 SEC Community Service Team ... Represents Arkansas on the SEC Men's Basketball Leadership Council and member of Arkansas SAAC ... In each of the first four games, has set or tied a career high in each contest ... Posted 1st career double-double w/ 12 pts & career-high 11 rebs vs Montana.

Year	GP	GS	Min	Avg	FG	FGA	Pct	3FG	3FGA	Pct	FT	FTA	Pct	Off	Def	Tot	Avg	PF	FO	Ast	TO	Blk	Stl	Pts	Avg
2019-20	4	4	144	36.0	26	60	.433	16	39	.410	14	18	.778	3	14	17	4.3	4	0	12	9	1	8	82	20.5
CAREER	96	48	1370	14.3	164	332	.494	3	16	.188	67	117	.573	79	165	244	2.5	188	3	54	61	63	62	398	4.1

CAREER HIGHS

PTS: 20 vs UC Davis (11/12/18)
REB: 11 vs Montana (11/16/19)
AST: 3 vs Fresno State (11/17/17)
STL: 4 vs North Texas (11/12/19)
BLK: 5 (2x) last vs TX Southern (11/19/19)



DESI SILLS

3 G • So. • 6-1 • 196
Jonesboro, Ark.

Although he did not have enough attempts to qualify for NCAA/SEC, led the team in 3PT% (.460) last season ... Was the only Razorback to score in double figures in both exhibitions, getting 12 versus Little Rock and 10 versus Southwestern Oklahoma ... Pulled down career-high six rebs vs North Texas

Year	GP	GS	Min	Avg	FG	FGA	Pct	3FG	3FGA	Pct	FT	FTA	Pct	Off	Def	Tot	Avg	PF	FO	Ast	TO	Blk	Stl	Pts	Avg
2019-20	4	4	118	29.5	13	39	.333	0	16	.000	6	9	.667	3	9	12	3.0	11	0	5	9	1	5	32	8.0
CAREER	38	12	694	18.3	68	164	.415	29	79	.367	46	66	.697	15	40	55	1.4	79	2	63	62	1	26	211	5.6

CAREER HIGHS

PTS: 15 at Kentucky (02/26/19)
REB: 6 vs North Texas (11/12/19)
AST: 6 vs FIU (12/01/18)
STL: 3 vs Ole Miss (03/02/19)
BLK: 1 vs North Texas (11/12/19)



JALEN HARRIS

5 G • Jr. • 6-2 • 172
Wilson, N.C.

A team captain as a sophomore ... 1 career double-double ... Has five games with double-digit assists and 19 with at least 5 ... Has 18 games as Razorback with 1 or fewer TO (8 with zero) ... Tied career-high with 4 steals vs Montana ... Led team with five assists vs TX Southern.

Year	GP	GS	Min	Avg	FG	FGA	Pct	3FG	3FGA	Pct	FT	FTA	Pct	Off	Def	Tot	Avg	PF	FO	Ast	TO	Blk	Stl	Pts	Avg
2019-20	4	0	89	22.3	5	11	.455	3	8	.375	6	8	.750	1	9	10	2.5	13	0	7	6	2	8	19	4.8
CAREER	69	52	1774	25.7	137	367	.373	18	104	.173	126	178	.708	21	143	164	2.4	152	1	268	112	11	71	418	6.1

CAREER HIGHS

PTS: 17 at South Carolina (02/09/19)
REB: 9 vs Nevada (01/07/17)
AST: 12 at Colorado State (12/05/18)
STL: 4 (2x) last vs Montana (11/16/19)
BLK: 2 vs Georgia (01/29/19)



TY STEVENS

12 G • Jr. • 6-2 • 180
Republic, Mo.

A 2nd-year walk-on ... Saw action in season opener vs Rice and versus Texas Southern ... Played in two games in his first year, making an old-fashion, 3-point play at Vandy.

Year	GP	GS	Min	Avg	FG	FGA	Pct	3FG	3FGA	Pct	FT	FTA	Pct	Off	Def	Tot	Avg	PF	FO	Ast	TO	Blk	Stl	Pts	Avg
2019-20	2	0	2	1.0	0	1	.000	0	0	.000	0	1	.000	0	0	0	0.0	0	0	0	0	0	0	0	0.0
CAREER	4	0	4	1.0	1	2	.500	0	0	.000	1	2	.500	0	0	0	0.0	0	0	0	0	0	0	3	0.8

CAREER HIGHS

PTS: 3 at Vanderbilt (03/06/19)
REB: --
AST: --
STL: --
BLK: --



EMEKE OBUKWELU

13 F • Jr. • 6-8 • 222
Plano, Texas

A 2nd-year walk-on who sat out last season as a transfer from DII Texas-Tyler ... Grabbed three rebounds in one minute of action in season opener vs Rice.

Year	GP	GS	Min	Avg	FG	FGA	Pct	3FG	3FGA	Pct	FT	FTA	Pct	Off	Def	Tot	Avg	PF	FO	Ast	TO	Blk	Stl	Pts	Avg
2019-20	1	0	1	1.0	0	0	.000	0	0	.000	0	0	.000	1	2	3	3.0	0	0	0	0	0	0	0	0.0
CAREER	53	41	1214	22.9	306	466	.657	0	2	.000	76	132	.576	89	215	304	5.7	158	6	63	79	13	10	688	13.0

CAREER HIGHS

PTS: 43 vs Rhodes (12/03/17)
REB: 20 vs Rhodes (12/03/17)
AST: 4 at Rust (01/19/17)
STL: 2 (2x) last at Louisiana Col (02/17/18)
BLK: 4 vs Belhaven (01/13/18)



MASON JONES

15 G • Jr. • 6-5 • 200
Desoto, Texas

Has 3 career 30-point games (32 vs Rice, 30 vs Fla, 30 vs Miss State) ... Has led the team in scoring 13 times in career (team is 10-3) ... **SEC Player of the Week:** 32 points, 7 rebs and 5 steals in win over Rice ... Has made 32 consecutive free throws dating back to last season ... Led the team in scoring, assists, steals and blocks vs Montana.

Year	GP	GS	Min	Avg	FG	FGA	Pct	3FG	3FGA	Pct	FT	FTA	Pct	Off	Def	Tot	Avg	PF	FO	Ast	TO	Blk	Stl	Pts	Avg
2019-20	4	4	117	29.3	22	43	.512	6	20	.300	23	23	1.000	6	14	20	5.0	6	0	10	10	3	10	73	18.3
CAREER	38	30	1113	29.3	158	380	.416	82	228	.360	138	166	.831	24	128	152	4.0	83	2	106	71	8	41	536	14.1

CAREER HIGHS

PTS: 32 vs Rice (11/05/19)
REB: 10 vs FIU (12/01/18)
AST: 7 vs Indiana (11/18/18)
STL: 5 vs Rice (11/05/19)
BLK: 2 (7x) last vs TX Southern (11/19/19)



ETHAN HENDERSON

24 F • So. • 6-8 • 210
Little Rock, Ark.

Threw down a dunk and blocked a shot in season opener vs Rice ... Had a put-back, two rebounds and a blocked shot vs Texas Southern.

Year	GP	GS	Min	Avg	FG	FGA	Pct	3FG	3FGA	Pct	FT	FTA	Pct	Off	Def	Tot	Avg	PF	FO	Ast	TO	Blk	Stl	Pts	Avg
2019-20	2	0	20	10.0	2	2	1.000	0	0	.000	0	0	.000	0	5	5	2.5	3	0	0	2	2	1	4	2.0
CAREER	14	0	71	5.1	7	12	.583	0	0	.000	1	3	.333	3	14	17	1.2	9	0	1	5	4	4	15	1.1

CAREER HIGHS

PTS: 6 at Providence (03/19/19)
REB: 5 at Providence (03/19/19)
AST: --
STL: 2 at Tennessee (01/15/19)
BLK: 1 (4x) last TX Southern (11/19/19)



JIMMY WHITT JR.

33 G • Gr.Sr. • 6-3 • 175
Columbia, Mo.



Played at Arkansas as FR, transferred to SMU, returned to Hogs for final year ... B.S. in Sport Management from SMU in May '19 ... Pursuing M.Ed. in Adult & Lifelong Learning ... Coach Muss says he is "the best rebounding guard in the nation" ... 6 career Double-Doubles including 1 Triple-Double ... Had double-double vs TX SOU (17 pts / 11 rebs) ... Is 44 points shy of 1,000 and 22 assists shy of 300.

Year	GP	GS	Min	Avg	FG	FGA	Pct	3FG	3FGA	Pct	FT	FTA	Pct	Off	Def	Tot	Avg	PF	FO	Ast	TO	Blk	Stl	Pts	Avg
2019-20	4	4	125	31.3	20	39	.513	0	0	.000	6	9	.667	6	16	22	5.5	8	0	10	7	2	5	46	11.5
CAREER	99	77	2826	28.5	397	852	.466	16	65	.246	146	232	.629	129	310	439	4.4	221	2	278	136	37	128	956	9.7

CAREER HIGHS

PTS: 24 vs Cincinnati (03/15/19)
REB: 13 (2x) last vs Bradley (11/20/18)
AST: 10 vs McNeese State (11/29/18)
STL: 5 (3x) last vs Memphis (02/14/18)
BLK: 3 (2x) last at Memphis (01/19/19)



REGGIE CHANEY

35 F • So. • 6-8 • 222
Tulsa, Okla.

Missed the first three games ... Tied career high with four steals in his debut (TX SOU) ... Ranked 13th in the SEC with 46 total blocked shots ... Blocked a shot in 15 straight games (Games 2-16) ... Had a career-high seven blocked shots at Providence and five blocked shots in win over Georgia.

Year	GP	GS	Min	Avg	FG	FGA	Pct	3FG	3FGA	Pct	FT	FTA	Pct	Off	Def	Tot	Avg	PF	FO	Ast	TO	Blk	Stl	Pts	Avg
2019-20	1	0	19	19.0	3	4	.750	0	0	.000	0	1	.000	1	1	2	2.0	0	0	0	0	1	4	6	6.0
CAREER	35	2	574	16.4	86	154	.558	0	0	.000	17	34	.500	41	79	120	3.4	82	2	25	46	47	25	189	5.4

CAREER HIGHS

PTS: 14 at Providence (03/19/19)
REB: 8 (2x) last at Colorado St. (12/05/18)
AST: 4 (2x) last vs Missouri (01/23/19)
STL: 4 (3x) last vs TX Southern (11/19/19)
BLK: 7 at Providence (03/19/19)



ERIC MUSSELMAN

University of Arkansas Head Coach
San Diego, 1987
As Arkansas Head Coach: 4-0 (1st yr)
As Collegiate Head Coach: 114-34 (5th yr)
As Pro Head Coach: 503-291 (14 seasons)

In 18 seasons as a head coach, finished 1st in his conf./division 13 times ... In 14 seasons as a pro head coach, led league in wins 7x (2nd-most wins 3x) ... In 4 years in college, won 3 conf. titles, played in 3 NCAA tournaments and won CBI championship ... Only needed 130 games as collegiate head coach to record 100 wins ... First coach in pro basketball history to win 100 games by the age of 28 ... In seven years as head coach in CBA, a league-best 24 of his players were called up to the NBA and he coached five All-Star games.

