

## • HOW TO FOLLOW •



### SEC NETWORK PLUS

Benjamin Kelly (PxP)  
Kikko Haydar (Analyst)



### RAZORBACK SPORTS NETWORK

Chuck Barrett (PxP)  
Matt Zimmerman (Analyst)



### SATELLITE RADIO

Sirius: -- • XM: --  
Online Channel: 993



### LIVE STATS / WATCH ESPN-SEC ONLINE

www.Arkansas.StatBroadcast.com

www.espn.com/watch?id=3b3068fe-e052-4759-b466-a7b3b07d661d

## 2019-20 RAZORBACK SCHEDULE/RESULTS

OVERALL: 6-0 Home: 5-0 • Road: 1-0

SEC: 0-0 Home: 0-0 • Road: 0-0

(All Times Central)

Nov. 5	RICE	FAYETTEVILLE	W 91 43
Tuesday	OWLS	BUD WALTON ARENA	
Nov. 12	NORTH TEXAS	FAYETTEVILLE	W 66 43
Tuesday	MEAN GREEN	BUD WALTON ARENA	
Nov. 16	MONTANA *	FAYETTEVILLE	W 64 46
Saturday	GRIZZLIES	BUD WALTON ARENA	
Nov. 19	TEXAS SOUTHERN *	FAYETTEVILLE	W 82 51
Tuesday	TIGERS	BUD WALTON ARENA	
Nov. 22	SOUTH DAKOTA *	FAYETTEVILLE	W 77 56
Tuesday	COYOTES	BUD WALTON ARENA	
Nov. 25	AT GEORGIA TECH	ATLANTA, GA.	WOT 62 61
Monday	YELLOW JACKETS	MCCAMISH PAVILION	
Nov. 30	NORTHERN KENTUCKY *	FAYETTEVILLE	4:00 PM
Saturday	NORSE	BUD WALTON ARENA	
Dec. 3	AUSTIN PEAY	FAYETTEVILLE	7:00 PM
Tuesday	GOVORNORS	BUD WALTON ARENA	
Dec. 7	AT WESTERN KENTUCKY	BOWLING GREEN, KY.	6:30 PM
Saturday	HILLTOPPERS	E.A. DIDDLE ARENA	
Dec. 14	TULSA	FAYETTEVILLE	12:30 PM
Saturday	GOLDEN HURRICANE	BUD WALTON ARENA	
Dec. 21	VS VALPARAISO	NORTH LITTLE ROCK	7:00 PM
Saturday	CRUSADERS	SIMMONS BANK ARENA	
Dec. 29	AT INDIANA	BLOOMINGTON, IND.	TBA
Monday	HOOSIERS	BLUM SKIDOT ASSEMBLY HALL	
Jan. 4	TEXAS A&M *	FAYETTEVILLE	6:00 PM
Saturday	AGGIES	BUD WALTON ARENA	
Jan. 8	AT LSU *	BATON ROUGE, LA.	8:00 PM
Wednesday	TIGERS	MARAVICH ASSEMBLY CENTER	
Jan. 11	AT OLE MISS *	OXFORD, MISS.	5:00 PM
Saturday	REBELS	THE PAVILION	
Jan. 15	VANDERBILT *	FAYETTEVILLE	7:30 PM
Wednesday	COMMODORES	BUD WALTON ARENA	
Jan. 18	KENTUCKY *	FAYETTEVILLE	3:00 PM
Saturday	WILDCATS	BUD WALTON ARENA	
Jan. 22	AT MISSISSIPPI STATE *	STARKVILLE, MISS.	6:00 PM
Wednesday	BULLDOGS	HUMPHREY COLISEUM	
Jan. 25	TCU %	FAYETTEVILLE	3:00 PM
Saturday	HORNED FROGS	BUD WALTON ARENA	
Jan. 29	SOUTH CAROLINA *	FAYETTEVILLE	7:30 PM
Wednesday	GAMECOCKS	BUD WALTON ARENA	
Feb. 1	AT ALABAMA *	TUSCALOOSA, ALA.	5:00 PM
Saturday	CRIMSON TIDE	COLEMAN COLISEUM	
Feb. 4	AUBURN *	FAYETTEVILLE	6:00 PM
Tuesday	TIGERS	BUD WALTON ARENA	
Feb. 8	AT MISSOURI *	COLUMBIA, MO.	2:30 PM
Saturday	TIGERS	MIZZOU ARENA	
Feb. 11	AT TENNESSEE *	KNOXVILLE, TENN.	6:00 PM
Tuesday	VOLUNTEERS	THOMPSON-BOLING ARENA	
Feb. 15	MISSISSIPPI STATE *	FAYETTEVILLE	NOON
Saturday	BULLDOGS	BUD WALTON ARENA	
Feb. 18	AT FLORIDA *	GAINESVILLE, FLA.	6:00 PM
Tuesday	GATORS	STEPHEN C. O'CONNELL CENTER	
Feb. 22	MISSOURI *	FAYETTEVILLE	NOON
Saturday	TIGERS	BUD WALTON ARENA	
Feb. 26	TENNESSEE *	FAYETTEVILLE	7:30 PM
Wednesday	VOLUNTEERS	BUD WALTON ARENA	
Feb. 29	AT GEORGIA *	ATHENS, GA.	5:00 PM
Saturday	BULLDOGS	STEGEMAN COLISEUM	
Mar. 4	LSU *	FAYETTEVILLE	6:00 PM
Wednesday	TIGERS	BUD WALTON ARENA	
Mar. 7	AT TEXAS A&M *	COLLEGE STATION, TEXAS	3:30 PM
Saturday	AGGIES	REED ARENA	
Mar. 11-15	AT SEC TOURNAMENT	NASHVILLE, TENN.	
Wed - Sun		BRIDGESTONE ARENA	

BOLD - Home Game

\* - SEC Game

+ - Collegiate Hoops Roadshow - Razorback Regional

% - Big 12/SEC Challenge

^ - SEC Tournament

Arkansas SID: Mike Cawood • tmcawood@uark.edu • 479-236-2090

www.ArkansasRazorbacks.com

www.CoachMuss.com



@RazorbackMBB  
@EricPMusselman



@RazorbackMBB



/RazorbackMBB



## GAME 7

# ARKANSAS RAZORBACKS

NOVEMBER 29, 2019 • SATURDAY • 4 PM • FAYETTEVILLE, ARK.

NOLAN RICHARDSON COURT / BUD WALTON ARENA (19,200)

## (ARV) ARKANSAS RAZORBACKS

Overall: 6-0

0-0 SEC

Head Coach: Eric Musselman (San Diego '87)

At Arkansas: 6-0 (1st Yr) • Collegiate HC Record: 116-34 (5th Yr)



## NORTHERN KENTUCKY NORSE

Overall: 5-2

0-0 Horizon

Head Coach: Darrin Horn (Western Kentucky '95)

At NKU: 5-2 (1st Yr) • Overall: 176-113 (10th Yr)



## Stepping Back In

• After playing at Georgia Tech Monday, Arkansas returns to the Collegiate Hoops Roadshow for the final game of the Razorback Regional. The Razorbacks are 3-0 in the exempt tournament with wins over Montana, Texas Southern and South Dakota. The Norse are 2-1.

## Looking for Repeat in Early Season Exempt Games

• Arkansas went 4-0 and won the Hardwood Classic last season with home wins over UC Davis, Indiana, Montana State and UT Arlington.

## Versus Northern Kentucky

• This will be the first meeting between Arkansas and Northern Kentucky.  
• However, this will not be the first time Arkansas has gone against Norse head coach Darrin Horn. Horn was associate head coach with the Texas Longhorns last season and head coach at South Carolina from 2008-2012.

## Razorbacks Best in 3D

• Arkansas leads the NCAA in 3-point defense, holding opponents to 14.1 percent (13-of-93) from long range.  
• Five teams have only made two 3's in a game and one team – the NCAA 3-pt percentage leader South Dakota – made three triples.



• Arkansas' defense has been impressive in the season-opening wins, especially the Razorbacks' 3-point defense.

• Only one team has made more than two 3-pointers in a game this year (South Dakota made three) and opponents are a combined 13-of-92 from long range.

**^ Arkansas' 14.0% 3-point defense ranks 1st in the NCAA.**

• Arkansas held its five opponents to 56 points or less, including three teams less than 50.

**^ Arkansas' 50.0 ppg scoring defense ranks 3rd in the NCAA.**

• Arkansas forced Rice into 27 turnovers, Montana into 23, Texas Southern into 24 and Georgia Tech into 24.

**^ The 21.50 turnovers forced ranks 4th in the NCAA.**

• Arkansas has had double-digit steals in five of the first six games, including 14 vs Rice, 13 vs Texas Southern, 11 each versus North Texas and Montana and 15 at Georgia Tech.

**^ Arkansas' 12.0 steals per game ranks 4th in the NCAA.**

• Only two teams have shot above 34 percent against Arkansas, including a lows of 28.6 by Rice and North Texas, who missed its first 11 shots against the Hogs.

**^ Arkansas' 35.0% FG pct defense ranks 8th in the NCAA.**

## Margin Calls

• Arkansas committed 21 turnovers in the season opener but have committed 14 or less the last five and 12.7 for the season.

**^ Arkansas' +8.8 turnover margin ranks 3rd in the NCAA.**

• Arkansas is scoring 73.7 points per game, which ranks 158th in the NCAA and 10th in the SEC. However, the Hogs only allow 50.0 ppg..

**^ Arkansas' +23.7 scoring margin ranks 8th in the NCAA.**

## Jimmy Uses Wit

• Jimmy Whitt Jr., is not your typical point guard. Namely, he is second on the team with 5.5 rebounds per game and second on the team with

## NORTHERN KENTUCKY SERIES:

• FIRST MEETING



## COLLEGIATE HOOPS ROADSHOW

11/15	TX Southern at S. Dakota	SD W, 88-69
	Coppin St at NIU	NIU W, 81-69
	Randolph at Longwood	LONG W, 78-53
11/16	Montana at Arkansas	ARK W, 64-46
	Rockford at NIU	NIU W, 96-48
11/17	Coppin St at Northern Ky	N.KY W, 82-70
	UC Riverside at Pacific	PAC W, 58-51
11/18	Montana Tech at Montana	Tech W, 74-72
	SIUE at South Dakota	SD W, 71-56
	Longwood at NIU	NIU W, 65-48
11/19	TX Southern at Arkansas	ARK W, 82-51
	Coppin State at Pacific	PAC W, 64-60
11/21	Redlands at UC Riverside	UCR W, 76-44
11/22	South Dakota at Arkansas	ARK W, 77-56
11/23	TX Sou at Northern Ky	TSU W, 98-96 (ot)
	NIU at SIU Edwardsville	NIU W, 68-64
11/25	Texas Southern at Montana	MONT W, 74-62
	Midway at Northern Kentucky	NKU W, 86-56
11/26	SIU Edwardsville at Pacific	PAC W, 78-50
	Longwood at UC Riverside	UCR W, 71-58
11/29	Coppin State at Montana	
	Longwood at Pacific	
	SIU Edwardsville at UC Riverside	
11/30	Northern Kentucky at Arkansas	

## RAZORBACK REGIONAL

ARKANSAS	3-0	Pacific	3-0
South Dakota	2-1	Northern Illinois	4-0
Northern Kentucky	2-1	UC Riverside	2-1
Montana	1-2	Longwood	1-2
Texas Southern	1-3	SIU Edwardsville	1-2
		Coppin State	0-3



Isaiah Joe is 1 of 20 named to the 2020 Jerry West Shooting Guard of the Year Award watch list.

## FANS CAN VOTE AT:

www.hoophallawards.com

THE BASKETBALL HALL OF FAME





## ERIC MUSSELMAN ARKANSAS HEAD COACH

116-34 • 5th year as head collegiate coach  
503-291 • 14 seasons as professional head coach

### COLLEGIATE HEAD COACHING RECORD

Year	Record	Conference	Postseason
2015-16	24-14	10-8 MW (T4th)	CBI Champion
2016-17	28-7	14-4 MW (1st) ^ *	NCAA 1st Round
2017-18	29-8	15-3 MW (1st) ^	NCAA Sweet 16
2018-19	29-5	15-3 MW (1st) ^	NCAA 1st Round
2019-20	6-0	--	
<b>Totals</b>	<b>116-34</b>	<b>54-18</b>	

^ - Regular season champion / \* - Tournament champion

Eric Musselman was named Arkansas' 13th head men's basketball coach on April 7, 2019. He has over 30 years of coaching experience, including four as a head coach at Nevada and 14 as a professional head coach.

In his four years as Nevada head coach, Musselman won at least 24 games each season (24, 28, 29 and 29) to post a 110-34 record and .764 winning percentage - sixth-best among active Division I coaches. Prior to entering the collegiate head coaching ranks, Musselman was a head coach for seven professional teams, including two seasons with the Golden State Warriors (2002-04) and one with the Sacramento Kings (2006-07). He has won over 550 games as a professional head coach with a combined winning percentage of .626 (553-330).

Musselman is married to Danyelle Sargent Musselman who has worked at ESPN, Fox Sports and the NFL Network as a broadcaster. Musselman has two sons Michael and Matthew and the couple has a daughter Mariah.

Musselman's father Bill was also an NBA head coach and they were the first father-son combination to become head coaches in the NBA.

## 2019-20 RAZORBACKS

No.	Name	Pos.	Yr.	Ht.	Wt.	Hometown	High School/Previous School
0	Jeantal Cylla	F	Gr.Sr.	6-7	215	Lake Worth, Fla.	Lake Worth Christian / UNC Wilmington
1	Isaiah Joe	G	So.	6-5	180	Fort Smith, Ark.	Fort Smith Northside HS
2	Adrio Bailey	F	Sr.	6-6	222	Clarence, La.	Lakeview HS
3	Desi Sills	G	So.	6-1	196	Jonesboro, Ark.	Jonesboro HS
5	Jalen Harris	G	Jr.	6-2	172	Wilson, N.C.	Word of God Christian Acad. / New Mexico
12	Ty Stevens	G	Jr.	6-2	187	Republic, Mo.	Republic HS
13	Emeka Obukwelu	F	R-Jr.	6-8	230	Plano, Texas	West Plano HS (UT Tyler)
15	Mason Jones	G	Jr.	6-5	207	Desoto, Texas	Triple A Academy / Connors State College
24	Ethan Henderson	F	So.	6-8	210	Little Rock, Ark.	Parkview Magnet HS
33	Jimmy Whitt Jr.	G	Gr.Sr.	6-3	175	Columbia, Mo.	Hickman HS / SMU
35	Reggie Chaney	F	So.	6-8	222	Tulsa, Okla.	Findlay Prep (Henderson, Nev.)
11	JD Notae	G	Jr.	6-2	185	Covington, Ga.	Newton HS / Jacksonville
22	Abayomi (Bay-Bey) Iyiola	F	Jr.	6-9	210	Atlanta, Ga.	Greenforest-McCaleb Christian Acad. / Stetson
23	Connor Vanover	F	So.	7-3	225	Little Rock, Ark.	Findlay Prep (Nev.) / California

<b>Head Coach</b>	Eric Musselman	San Diego, 1987	1st Season at Arkansas
<b>Associate Head Coach</b>	Chris Crutchfield	Nebraska-Omaha, 1992	1st Season at Arkansas
<b>Assistant Coach</b>	Corey Williams	Oklahoma State, 2002	1st Season at Arkansas
<b>Assistant Coach</b>	Clay Moser	Wisconsin-La Crosse, 1987	1st Season at Arkansas
<b>Director of Operations</b>	Anthony Ruta	Arizona State, 2012	1st Season at Arkansas
<b>Special Assistant to Head Coach</b>	Hays Myers	LSU, 2016	1st Season at Arkansas
<b>Video Coordinator</b>	Riley Hall	Arkansas, 2016	4th Season at Arkansas
<b>Director of Recruiting</b>	Michael Musselman	San Diego, 2018	1st Season at Arkansas
<b>Recruiting Coordinator</b>	Patrick Ackerman	Detroit Mercy, 2016	1st Season at Arkansas
<b>Head Athletic Trainer</b>	Mark O'Neal	Arkansas, 1989	1st Season at Arkansas
<b>Head Strength Coach</b>	Dave Richardson	Louisiana-Monroe, 1989	2nd Season at Arkansas
<b>Graduate Assistants</b>	Velton Kennedy (Arkansas, 2017)	Trey Thompson (Arkansas, 2018)	
	Sean Bair (Dickinson College, 2012)	Alec Kobre (Pacific, 2016)	
	Jeremiah Bonus (Dayton, 2017)	Alex Dellett (Arkansas, 2018)	
	Max Penderly (Ohio, 2014)	Bilal Rabbani (Emerson, 2017)	

**Student Assistant:** Khalil Garland

**Managers:** Clay Cunningham • Jacob Leonard • Tyson Hicks • Jack Hutchinson • Ethan Westerman  
Michael Justus • Greg Croll • Luke Loveless • Jarod Summons • Zeb Wilson

## MUSSELMAN FILE

• Hometown: Ashland, Ohio  
• Birth Date: November 19, 1964  
• Wife: Danyelle • Children: Michael, Matthew, Mariah

## RAZORBACK ACTIVE ROSTER

 <b>#2 • Adrio BAILEY</b> Recreation & Sport MGMT	 <b>#35 • Reggie CHANEY</b> Recreation & Sport MGMT	 <b>#0 • Jeantal CYLLA</b> Adult & Lifelong Learning
 <b>#5 • Jalen HARRIS</b> Communications	 <b>#24 • Ethan HENDERSON</b> Recreation & Sport MGMT	 <b>#1 • Isaiah JOE</b> Recreation & Sport MGMT
 <b>#15 • Mason JONES</b> Communications	 <b>#13 • Emeka OBUKWELU</b> Biology	 <b>#3 • Desi SILLS</b> Recreation & Sport MGMT
 <b>#12 • Ty STEVENS</b> Business Finance	 <b>#33 • Jimmy WHITT Jr.</b> Adult & Lifelong Learning	
 <b>CHRIS CRUTCHFIELD</b> Associate Head Coach Nebraska-Omaha '92	 <b>COREY WILLIAMS</b> Assistant Coach Oklahoma State '02	 <b>CLAY MOSER</b> Assistant Coach Wisconsin-La Crosse '87

## PRONUNCIATION GUIDE

2 Adrio Bailey ..... Á-dree-oh  
4 Jeantal Cylla ..... GENE-tail...SILL-uh  
22 Abayomi Iyiola ..... AB-bah-YUM-ee ... EE-EE-oh-la  
11 JD Notae ..... No-TAY  
13 Emeka Obukwelu ..... Eh-MEHK-uh...O-Boo-Quay-Lu  
3 Desi Sills ..... Dez-ee  
Anthony Ruta ..... ROO-tuh

## ROSTER BY STATE

<b>Arkansas (4)</b>	
24 Ethan Henderson	Little Rock
1 Isaiah Joe	Fort Smith
3 Desi Sills	Jonesboro
24 Connor Vanover	Little Rock
<b>Florida (1)</b>	
0 Jeantal Cylla	Lake Worth
<b>Georgia (2)</b>	
22 Abayomi Iyiola	Atlanta
11 JD Notae	Covington
<b>Louisiana (1)</b>	
2 Adrio Bailey	Clarence
<b>Missouri (2)</b>	
12 Ty Stevens	Republic
33 Jimmy Whitt Jr.	Columbia
<b>North Carolina (1)</b>	
5 Jalen Harris	Wilson
<b>Texas (2)</b>	
15 Mason Jones	Desoto
4 Emeka Obukwelu	Plano
<b>Oklahoma (1)</b>	
35 Reggie Chaney	Tulsa

## ROSTER BY CLASS

<b>Graduate Senior (2)</b>	
0 Jeantal Cylla	Forward
33 Jimmy Whitt Jr.	Guard
<b>Senior (1)</b>	
2 Adrio Bailey	Forward
<b>Redshirt Junior (1)</b>	
4 Emeka Obukwelu	Forward
<b>Junior (5)</b>	
5 Jalen Harris	Guard
22 Abayomi Iyiola	Forward
15 Mason Jones	Guard
11 JD Notae	Guard
12 Ty Stevens	Guard
<b>Sophomore (5)</b>	
35 Reggie Chaney	Forward
24 Ethan Henderson	Forward
1 Isaiah Joe	Guard
3 Desi Sills	Guard
24 Connor Vanover	Formwad
<b>Freshmen (0)</b>	
- NONE -	



## MUSSELMAN CAREER HEAD COACHING RECORD

\* - Professional basketball **DOES NOT** count postseason in overall W-L records

**2003 NBA Coach of the Year Runner-Up**  
**2012 NBA D-League Coach of the Year**  
**2016 Bleacher Report Mountain West Coach of the Year**  
**2017 USBWA District VIII Coach of the Year**  
**2018 USBWA District VIII • NABC District 17 • Mountain West Coach of the Year**

COLLEGIATE	5th Season	114-34	7-4 Postseason
Nevada	4 years	110-34	7-4 Postseason
Arkansas	1st year	6-0	--
PROFESSIONAL	14 Seasons	503-291	50-39 Postseason * (553-330)
<b>CBA</b>	<b>7 years</b>	<b>270-122</b>	<b>39-34 Postseason *</b>
Rapid City	5 years	191-89	27-25 Postseason *
Florida	2 years	79-33	12-9 Postseason *
<b>USBL</b>	<b>2 years</b>	<b>53-3</b>	<b>4-0 Postseason *</b>
Florida	2 years	53-3	4-0 Postseason *
<b>NBA</b>	<b>3 years</b>	<b>108-138</b>	<b>--</b>
Golden State	2 years	75-89	--
Sacramento	1 year	33-49	--
<b>D-League</b>	<b>2 years</b>	<b>72-28</b>	<b>7-5 Postseason *</b>
Reno	1 year	34-16	2-3 Postseason *
Los Angeles	1 year	28-12	5-2 Postseason *
INTERNATIONAL	3 Years	24-14	--
Dominican	1 years	5-1	--
Venezuelan	2 years	19-13	--

## MUSSELMAN BY YEAR AS HEAD COACH

Year	Team	League	Record	Note for the Season	Reg. Season Div./Conf. Finish	Postseason
1989-90	Rapid City	CBA	42-14	<b>MOST WINS IN CBA</b>	1st National Conf.	Finals (8-8)
1991-92	Rapid City	CBA	37-19	<b>2nd-most wins in CBA</b>	1st National Conf.	Finals (9-7)
1992-93	Rapid City	CBA	44-12	<b>MOST WINS IN CBA</b>	1st National Conf.	Conf. Finals (5-3)
1993-94	Rapid City	CBA	37-19	<b>MOST WINS IN CBA</b>	1st National Conf.	Conf. Finals (5-5)
1994-95	Rapid City	CBA	31-25	6th-most wins in CBA	5th National Conf.	Conf. 1st Rd (0-2)
1995-96	Florida	CBA	41-15	<b>MOST WINS IN CBA</b>	1st National Conf.	Conf. Finals (5-3)
1996-97	Florida	CBA	38-18	<b>2nd-most wins in CBA</b>	1st American Conf.	Finals (7-6)
1995	Florida	USBL	25-2	<b>MOST WINS IN USBL</b>	1st Overall	Champion (1-0)
1996	Florida	USBL	28-1	<b>MOST WINS IN USBL</b>	1st Southern Div.	Champion (3-0)
2002-03	Golden State	NBA	38-44	6th Pacific Division	11th Western Conf.	--
2003-04	Golden State	NBA	37-45	14th Pacific Division	11th Western Conf.	--
2006-07	Sacramento	NBA	33-49	5th Pacific Division	11th Western Conf.	--
2010-11	Reno	D-League	34-16	<b>2nd-most wins in NBADL</b>	1st Western Conf.	Semifinals (2-3)
2011-12	Los Angeles	D-League	38-12	<b>MOST WINS IN NBADL</b>	1st Western Conf.	Finals (5-2)
2015-16	Nevada	NCAA	24-14	T49th - Most wins NCAA	T4th Mountain West	CBI Champion (5-1)
2016-17	Nevada	NCAA	28-7	T16th - Most wins NCAA	1st Mountain West	NCAA 1st Rd (0-1)
2017-18	Nevada	NCAA	29-8	T11th - Most wins NCAA	1st Mountain West	NCAA Sweet 16 (2-1)
2018-19	Nevada	NCAA	29-5	T15th - Most wins NCAA	1st Mountain West	NCAA 1st Rd (0-1)
2019-20	Arkansas	NCAA	6-0	--	--	--
2010	Dominican Team		5-1	Silver Medal Centrobasket Championship		
2011	Venezuelan Team		12-9	5th FIBA Americas Championship		
2012	Venezuelan Team		7-4	Silver Medal FIBA South American Championship		

## MUSSELMAN COACHING BY YEAR

1989-90	Head Coach	Rapid City Thrillers	CBA	2004-05	Asst. Coach	Memphis Grizzlies	NBA
1990-91	Asst. Coach	Minnesota Timberwolves	NBA	2005-06	Asst. Coach	Memphis Grizzlies	NBA
1991-92	Head Coach	Rapid City Thrillers	CBA	2006-07	Head Coach	Sacramento Kings	NBA
1992-93	Head Coach	Rapid City Thrillers	CBA	2007-10	DID NOT COACH		
1993-94	Head Coach	Rapid City Thrillers	CBA	2010-11	Head Coach	Reno Bighorns	NBADL
1994-95	Head Coach	Rapid City Thrillers	CBA	2011-12	Head Coach	Los Angeles Defenders	NBADL
Spring '95	Head Coach	Florida Sharks	USBL	2012-13	Asst. Coach	Arizona State Sun Devils	NCAA
1995-96	Head Coach	Florida Beachdogs	CBA	2013-14	Assoc HC	Arizona State Sun Devils	NCAA
Spring '96	Head Coach	Florida Sharks	USBL	2014-15	Assoc. HC	LSU Tigers	NCAA
1996-97	Head Coach	Florida Beachdogs	CBA	2015-16	Head Coach	Nevada Wolf Pack	NCAA
1998-99	Asst. Coach	Orlando Magic	NBA	2016-17	Head Coach	Nevada Wolf Pack	NCAA
1999-00	Asst. Coach	Orlando Magic	NBA	2017-18	Head Coach	Nevada Wolf Pack	NCAA
2000-01	Asst. Coach	Atlanta Hawks	NBA	2018-19	Head Coach	Nevada Wolf Pack	NCAA
2001-02	Asst. Coach	Atlanta Hawks	NBA	2019-20	Head Coach	Arkansas Razorbacks	NCAA
2002-03	Head Coach	Golden State Warriors	NBA				
2003-04	Head Coach	Golden State Warriors	NBA				

five blocked shots while he only dishes out 2.17 assists per game.

- However, he possesses the best quality any coach can ask of a point guard ... he rarely turns the ball over. In fact, he only has seven in 203:41 minutes ... 1 every 29 minutes.
- Ironically, he had a season-high four turnovers in one game - Montana. The fourth of his four turnovers came at 17:44 of the second half.
- **Since that last turnover versus Montana, Whitt has played 130 minutes and 45 seconds without a turnover. (The final 17:44 vs Montana, 33:46 minutes versus Texas Southern, 35:28 minutes versus South Dakota and 43:47 minutes versus Georgia Tech.**

## Free Throw Improvement

- Arkansas was 11-of-12 at the free throw line vs South Dakota and 11of-16 at Georgia Tech to rank 26th the NCAA and second in the SEC in free throw percentage (.776).
- 26th is good but it is spectacular when you consider that last year, the Hogs were 306th (of 351 teams) in free throw percentage (.668).
- The team's percentage is bolstered by Mason Jones, who made his first 27 at the line this season and ranks 37th with a 91.9 FT% this season (34-of-37).

## Jones Comes Up Clutch Again

- Mason Jones banked home a game-winning 3-pointer with 0.1 seconds left on the clock in overtime to lift Arkansas to a 62-61 win at Georgia Tech.
- Jones has made clutch inside the final seconds on three other occasions - twice to give Arkansas leads and once to secure a win.

^ **In game three last year versus Indiana:** Jones was fouled when getting a defensive rebound with two seconds left. Jones sank the first free throw to put Arkansas up one (73-72) then missed the second on purpose, forcing Indiana to heave a full-court shot as time expired.

^ **On Feb. 2, 2019 at #19 LSU:** Arkansas was down one (89-88 with 2:01 left). Nether team scored until Jones sank a runner in the lane with 22 seconds left for a 90-89 Razorback lead. LSU had three chances to score inside the final 22 seconds, but missed them all.

^ **On Feb. 5, 2019 vs Vanderbilt:** After LSU, Arkansas was in another barn-burner. Keyshawn Embry-Simpson made a 3-pointer with 14 seconds left, putting the Razorbacks up one (67-66). After a turnover by Vandy, Jones was fouled with seven seconds left and he sank both free throws for a 3-point lead (69-66). Vandy missed a long 3-pointer as time expired.

## 0-For-32; Other 0-For's

- Did you know, Arkansas' defense forced two opponents to miss a combined 32 consecutive 3-pointers over the first two games?
- ^ Rice missed its first 3PT attempt, made its next two and **missed its last 22.**
- ^ North Texas **missed its first 10** and finished the game making 2-of-its-last-7.
- THEN, Montana **missed its first 10** (0-of-6 in the first half) and finished the game making 2-of-its-last-6.
- **Over a three-game span** (first half of Rice, all of North Texas and into second half of Montana, **Arkansas held its opponents to 2-of-49 (4.1 percent)** from 3-point range.
- Arkansas held **South Dakota to 0-of-6** from 3-point range from 13:33 of the first half to 9:40 of the 2nd half. Overall, the Coyotes were 1-of-8 from long range before Cody Kelley made the team's second triple at 7:45 in the second half.
- **Georgia Tech**, who was just 2-of-12 for the game, **missed its last six 3-pointers.**

## Free Throw Improvement

- Arkansas was 11-of-12 at the free throw line vs South Dakota and 11of-16 at Georgia Tech. The Razorbacks rank 26th the NCAA/2nd in the SEC in free throw percentage (.776).
- 26th is good but it is spectacular when you consider that last year, the Hogs were 306th (of 351 teams) in free throw percentage (.668).
- The team's percentage is bolstered by Mason Jones, who made his first 27 at the line this season and ranks 37th in the NCAA with a 91.9 FT% this season (34-of-37).

## 6-0

- Arkansas is off to a 6-0 start for the first time since 2014-15 and just the 16th time in this the program's 97th year of basketball. Six of those 16. 6-0 starts came over a seven-year span (1976-77, 1977-78, 1978-79, 1979-80, 1981-83 and 1982-83).
- Arkansas won its first eight in 1997-98, its first 10 en route to a National Championship in 1993-94, its first 14 in both 1982-83 and 1977-78, and won a school-record 15 straight to open the 1928-29 season (finishing 19-1).
- Eric Musselman is just the second first-year Razorback head coach to start 6-0 since Eugene Lambert started his tenure 10-0 in 1942-43.

## Recapping the Georgia Tech Win

- Mason Jones banked in a step-back 3-pointer from about 25 feet with 0.1 seconds left on the clock in overtime to lift Arkansas to a 62-61 victory at Georgia Tech.
- Jones scored 24 on the night while adding six rebounds, four steals and three assists. Isaiah Joe just missed his first career double-double as he had 13 points and a career-high nine rebounds with five steals, one shy of his career high.
- Arkansas took a one-point lead, 8-7, at the 16:12 mark of the first half and did not surrender it until Tech's James Banks made a jumper with 21 seconds left in overtime, putting the Yellow Jackets up 61-59.
- Tech's defense was tough on the perimeter after Banks' jumper. After crossing half court, Jones passed the ball to Joe who made a few dribbles and threw the ball back

**MISCELLANEOUS STATS**
**DOUBLE-FIGURE SCORING GAMES**

Player	15-16	16-17	17-18	18-19	19-20	Career
Whitt Jr.	9	NA	16	19	4	48
Cylla	14	11	NA	22	-	47
Joe	NA	NA	NA	28	4	32
Jones	NA	NA	NA	22	5	27
Harris	NA	2	NA	11	1	14
Bailey	NA	1	3	5	1	10
Sills	NA	NA	NA	5	2	7
Chaney	NA	NA	NA	6	-	6

**20+ POINT SCORING GAMES**

Player	15-16	16-17	17-18	18-19	19-20	Career
Cylla	3	0	-	7	-	10
Jones	NA	NA	NA	7	2	9
Whitt Jr.	1	NA	1	6	1	7
Joe	NA	NA	NA	5	2	7
Bailey	NA	0	0	1	-	1

**30+ POINT SCORING GAMES**

Player	15-16	16-17	17-18	18-19	19-20	Career
Jones	NA	NA	NA	2	1	3
Joe	NA	NA	NA	1	1	2

**3+ THREE-POINTERS IN A GAME**

Player	15-16	16-17	17-18	18-19	19-20	Career
Joe	NA	NA	NA	20	4	24
Jones	NA	NA	NA	12	2	14
Sills	NA	NA	NA	4	-	4
Cylla	3	2	NA	3	-	8

**5+ THREE-POINTERS IN A GAME**

Player	15-16	16-17	17-18	18-19	19-20	Career
Joe	NA	NA	NA	8	1	9
Jones	NA	NA	NA	4	-	4
Cylla	1	0	NA	1	-	2

**DOUBLE FIGURE REBOUNDING GAMES**

Player	15-16	16-17	17-18	18-19	19-20	Career
Whitt Jr.	0	NA	2	5	1	8
Cylla	1	1	NA	1	-	3
Bailey	NA	0	0	0	1	1
Jones	NA	NA	NA	1	-	1

**DOUBLE FIGURE ASSISTS GAMES**

Player	15-16	16-17	17-18	18-19	19-20	Career
Harris	NA	0	NA	5	-	5

**DOUBLE-DOUBLES**

Player	15-16	16-17	17-18	18-19	19-20	Career
Whitt Jr.	0	NA	0	5	1	6
Cylla	1	1	NA	1	-	3
Harris	NA	0	NA	2	-	2
Bailey	NA	0	0	0	1	1
Jones	NA	NA	NA	1	-	1

**TRIPLE-DOUBLES**

Player	15-16	16-17	17-18	18-19	19-20	Career
Whitt Jr.	0	NA	0	1	-	1

**5+ ASSIST GAMES**

Player	15-16	16-17	17-18	18-19	19-20	Career
Harris	NA	1	NA	19	1	21
Whitt Jr.	0	NA	8	11	1	20
Jones	NA	NA	NA	5	-	5
Sills	NA	NA	NA	4	-	4
Joe	NA	NA	NA	2	2	4

**3+ STEALS IN A GAME**

Player	15-16	16-17	17-18	18-19	19-20	Career
Whitt Jr.	0	NA	8	7	1	16
Harris	NA	2	NA	4	2	8
Joe	NA	NA	NA	6	3	9
Bailey	NA	0	1	3	3	7
Jones	NA	NA	NA	3	3	6
Chaney	NA	NA	NA	2	1	3
Sills	NA	NA	NA	1	-	1
Cylla	0	1	NA	0	-	1

**3+ BLOCKS IN A GAME**

Player	15-16	16-17	17-18	18-19	19-20	Career
Chaney	NA	NA	NA	5	1	6
Bailey	NA	0	1	2	1	4
Whitt Jr.	0	NA	1	1	-	2

**RAZORBACK THAT SCORES FIRST**

Jimmy Whitt Jr.	FOR UA: 4 (4-0)	OVERALL: 3 (3-0)
Mason Jones	FOR UA: 2 (2-0)	OVERALL: 2 (2-0)

to Jones. Jones made a couple of hard dribbles to his right, stopped, stepped back to allow the defender to clear him and launched the ball off the backboard for the win.

**Dealing With Rejection**

- Arkansas does not have much size but they are long.
- Arkansas ranks 32nd in the NCAA and third in the SEC in blocked shots (5.3 per game / 32 total).**
- Adrio Bailey, at 6-6, leads the Hogs with 10 blocked shots with Reggie Chaney and Jimmy Whitt Jr., each with five.
- Nine Razorbacks have at least one blocked shot and seven have at least two.

**More Tidbits After Tech**

- Arkansas did not score first for the first time this season. However, for the fourth time this season, Jimmy Whitt Jr. scored the Razorbacks' first points.
- Arkansas is now 3-7 in true road games played at ACC schools. Arkansas snaps a five-game losing skid to the Yellow Jackets, including a 65-62 loss in Fayetteville last season.
- This was Arkansas' first overtime win since defeating Georgia 80-77 in double OT in Athens on Jan. 23, 2018. It was the Hogs' first win in one overtime period since defeating #9 Tennessee 95-93 in Fayetteville on Dec. 30, 2017.
- Georgia Tech entered the game leading the nation in blocked shots, but only had one versus the Hogs. Arkansas blocked three shots including two by Whitt.

**Front Runners**

- It is true, Arkansas did not score the final 2:35 of the second half and not again until 0.1 seconds left in the first overtime period. However, Arkansas only trailed once – for 20 seconds – over that final 7:34.9, when James Banks III made a jumper with 20 seconds left in overtime.
- Overall, Arkansas led for 32:33 and Tech just 2:29 as Arkansas took a 20-19 lead at the 8:14 mark of the first half and did not surrender it until Tech's James Banks made a jumper with 21 seconds left in overtime.
- This season, Arkansas has not trailed by more than three points this season.**
- Arkansas has only trailed for 4:18 ...** Including 0-0 ties (and 4:48 over overtime at Georgia Tech, Razorback games have been tied for 15:52.
- Arkansas has led for at least 32 minutes in all six games.**

**Arkansas Receives Votes**

- Arkansas has received votes in each of the last three AP polls, including 13 in the most recent to rank "32nd."
- Arkansas has received votes in each of the last two Coaches polls, including 12 in the most recent to rank "36th."
- Arkansas has not been ranked since Jan. 2018 (22nd), starting 11-2. However, the Razorbacks dropped out after losses to Mississippi State (1/2/18) and Auburn (1/6/18).
- Arkansas, which started 6-1, received votes on three consecutive weeks by the AP last season, including one vote on Nov. 19, six votes on Nov. 26 and three votes on Dec. 3.

**Turnover Turnaround**

- An area of improvement Coach Musselman identified for this team is the amount of turnovers it has had – 18 each exhibition win and 21 in the season opener versus Rice.
- After the season openers across the nation, Arkansas ranked 280th of 305 DI teams for turnovers and the 21 turnovers tied for the most by an Eric Musselman-coached team.
- Arkansas only committed 10 turnovers vs. North Texas, 13 vs. Montana and 10 vs. Texas Southern and eight versus South Dakota** and are down to 102d in the NCAA and 3rd in the SEC (12.7).
- HOWEVER, IF ANYONE CAN RIGHT THE SHIP, IT IS COACH MUSSELMAN:**
- ^ Nevada went from ranking 200-plus in both assist-to-turnover ratio and turnovers per game in year one to ranking inside the NCAA top 26 each of the last three years.
- > In year one, Musselman's squad in assist-to-turnover ratio went from:  
**Year 1:** 232nd (0.97) in NCAA >> **Year 2:** 13th (1.45) in NCAA >> **Year 3:** 2nd (1.68) in NCAA
- > In year one, Musselman's squad in turnovers per game went from:  
**Year 1:** 208th (13.0) in NCAA >> **Year 2:** 26th (11.0) in NCAA >> **Year 3:** 4th (9.6) in NCAA

**November to Remember**

- For the first time ever, Arkansas will play seven games in the month of November this season. Also, Nov. 5 is the earliest Arkansas has opened a season.
- Arkansas has played as many as six times in the month on 10 occasions.
- Arkansas is 125-40 (.758) all-time in the month of November.
- Eric Musselman is 31-4 (.886) as a collegiate head coach in the month of November.
- Arkansas did not play in the month of November until the 1969-70 season and only played seven total games in the month over the next 10 years.
- Arkansas has played at least once in November dating back to the 1993-94 championship season when they beat Murray State, 93-62, on Nov. 29.

**Isaiah Joe On Jerry West Award Watch List**

- Arkansas sophomore Isaiah Joe was one of 20 players named to the 2020 Jerry West Shooting Guard of the Year Award watch list, the Naismith Memorial Basketball Hall of Fame announced today.
- FANS CAN VOTE FOR THEIR FAVORITE PLAYER AT:**  
<http://www.hoophallawards.com/men/vote.php>
- Joe is coming off a record-setting freshman campaign as he drained 113 3-pointers for the Razorbacks. The Fort Smith native set the school record for 3-pointers made, set the SEC freshman record for 3-pointers made per game (3.32), tied the SEC freshman record for 3-pointers made and ranks fourth in NCAA history for 3-pointers made by a freshman in a season. Joe additionally was just the fourth SEC freshman to lead the league in 3-point field goal percentage for a season (.414). Joe was additionally just one of seven players in the NCAA to make at least 110 3-pointers and shoot at least 41 percent from long range.
- Joe is one of seven SEC players to make the 20-person watch list, joining Anthony Edwards (Georgia), Tyrese Maxey (Kentucky), Skylar Mays (LSU), Breein Tyree (Ole Miss), A.J. Lawson (South Carolina) and Jordan Bowden (Tennessee).

## Joe: Just As Valuable on Defense as Offense ... and In Other Areas

- Isaiah Joe is nearly matching his 3-pointers made with his deflections on defense.
- Joe has made **133** career 3-pointers and only needs 20 more to enter the school's all-time top 10.
- Joe has **124** career deflections. Joe also led the team in steals (51) and charges drawn (27) last season.
- When he's not racking up deflections, steals and charges, Joe is just plain solid on defense.

**"Everyone talks about Isaiah's offense but, in reality, his man hardly ever scores."**

*- Arkansas head coach Eric Musselman*

- Has led the team in assists three times this season, had at least five rebounds four times and has 14 steals.

## Jones Showing Up on Defense Too

- Did you know Mason Jones:

**^ Leads the SEC in both total steals (16) and steals/gm (2.67) .... Is 19th in the NCAA in steals/gm (2.67).**

**^ Ranks second on the team in deflections with 30, including 10 vs Montana.**

## Jones FT Streak Ends

- Mason Jones missed his first free throw attempt at Georgia Tech, which was his first miss of the season. He made his first 27 from the free throw line this season and had made 36 straight dating back to last season..
- He fell 12 free throws shy of the school record for consecutive free throws made (on record) of 48 by Ricky Medlock over 20 games in the 1974-75 season.
- Jones was 7-of-11 at Tech and is 34-of-37 from the line this season.
- Ranks 25th in the NCAA in free throws made and 36th in FT%.

## Junior Has Senior Moments

- Graduate senior Jimmy Whitt Jr., put together two impressive games.
- He had a double-double (17 pts-10 rebs) vs Texas Southern and 24 pts with seven rebs versus South Dakota.
- In the two games, his is shooting .514 from the field (19-of-37).
- Versus South Dakota, Whitt was 11-of-14 from the field and 2-of-3 from the free throw line. **He set an Arkansas record** for most points by a guard in the 3-point era without attempting a 3-pointer (@HogStats.com - the previous mark was 23 points by Corey Beck versus Jackson State on Dec. 18, 1993).

## Cylla Hits Century; Whitt Closing In on Milestones

- Jeantal Cylla scored seven points versus South Dakota, including a put-back off his own miss with 45 seconds left in the first half, to give the graduate senior an even 1,000 career points.
- He also only needs 21 rebounds to reach 400 for his career.
- Jimmy Whitt Jr., has 986 career points - 14 shy of 1,000. He only needs 19 more assists to reach 300 for his career.

## Bailey Off to Career Start

- In six games, Bailey has tied or set career highs in five contests.
- Versus Rice, Bailey had a **then career-high** nine rebounds while **tying a then career-high** with three steals.
- Versus North Texas, Bailey **established a career high** with four steals.
- Versus Montana, Bailey had his **first career double-double** with 12 points and **career-high** 11 rebounds.
- Versus Texas Southern, Bailey **tied a career-high** with five blocked shots.
- At Georgia Tech, Bailey **tied a career-high** with three assists.

## 3-Ball Streak Continues

- LAST YEAR: Mason Jones made a 3-pointer at 18:43 of the first half at South Carolina (Feb. 9, 2019) to mark the 1,000th-straight game Arkansas made at least one triple.
- Arkansas fans were getting nervous the streak might end versus Texas Southern. The Razorbacks were 0-of-13 from distance in the first half. However, Isaiah Joe opened the second half with a triple and would make six in the period en route to 29 second-half points - 33 total.
- Arkansas ranks fourth-tied on the NCAA active list of teams that have made at least one 3-pointer.
  1. UNLV 1,078 consecutive games (thru 11/26 - Next 11/30)
  2. Vanderbilt 1,069 consecutive games (thru 11/25 - Next 11/30)
  3. Duke 1,066 consecutive games (thru 11/26 - Next 11/29)
  4. **ARKANSAS 1,017 CONSECUTIVE GAMES**
  - Western Kentucky 1,017 consecutive games (thru 11/25 - Next 11/29)
- UNLV, Vanderbilt and Princeton have made a 3-pointer in every game since the NCAA adopted the rule in 1986-87. (Princeton has only played 935 games). Kentucky is the only other team to make a 3-pointer in over 1,000 games. However, the Wildcats' streak ended March 2018 at 1,047 games (0-for-6 vs. Davidson in NCAA first round).
- The last game Arkansas did not make a 3-pointer was when the Razorbacks went 0-for-2 at Texas on Jan. 07, 1989.

## Non-Conference Road Trips

- (HogStats): This season will be just the second time in the 21st century that the Razorbacks have had 3+ true road non-conference games in the regular season (i.e. excluding NIT games).
- 2019-20 - at Georgia Tech, Western Kentucky and Indiana
- 2014-15 - at SMU, Iowa State and Clemson
- **Arkansas, Oklahoma and Boston College are the only Power 5 teams to play three true non-conference road games this season.**
- Oklahoma will play its three games consecutively in early December (North Texas, Wichita State and Creighton).

## • ABOUT ARKANSAS •

Location.....	Fayetteville, Ark.
Enrollment .....	27,778
Founded.....	1871
Colors.....	Cardinal (PMS 201) and White
Nickname .....	Razorbacks
Conference.....	Southeastern (SEC)
System President .....	Dr. Donald R. Bobbitt (Arkansas, 1980)
Chancellor.....	Dr. Joseph E. Steinmetz (C. Michigan, 1977)
Vice Chancellor / AD.....	Hunter Yurachek (Guilford, 1990)
Faculty Representative .....	Gerald Jordan (Arkansas, 1970)
Arena (Capacity).....	Bud Walton Arena (19,200)

## • HISTORY

First Year of Basketball .....	1923-24
Seasons .....	97th
Overall Conference Championships .....	24 (2 SEC, 22 SWC)
NCAA Tournament Bids.....	33
• NCAA Tournament Record.....	42-32 (.568)
National Championships.....	1 (1994)
National Runner-Up .....	1 (1995)
NCAA Final Fours.....	6 (1941, 1945, 1978, 1990, 1994, 1995)
NCAA Elite Eight.....	6 (1978, 1979, 1990, 1994, 1995)
NCAA Sweet 16.....	10
NIT Record (App.).....	6-5 (4)

## • BASKETBALL STAFF

Head Coach.....	Eric Musselman
• Alma Mater/Year.....	San Diego, 1987
• at Arkansas .....	6-0 (1st year)
• As Collegiate Head Coach.....	116-34 (.764 - 5th year)
• As Professional Head Coach.....	508-392 (.634 - 14 seasons)
• SEC Record .....	1st Season
• In Bud Walton Arena.....	1st Season
Assoc HC.....	Chris Crutchfield (Nebraska-Omaha, 1992 • 1st yr)
Asst Coach .....	Corey Williams (Oklahoma State, 2002 • 1st yr)
Asst Coach .....	Clay Moser (Wisconsin-La Crosse, 1987 • 1st yr)
Dir. of Ops.....	Anthony Ruta (Arizona State, 2012 • 1st yr)
Special Asst to HC.....	Hays Myers (LSU, 2016 • 1st yr)
Video Coord.....	Riley Hall (Arkansas, 2016 • 4th yr)
Dir. of Recruiting .....	Michael Musselman (San Diego, 2018 • 1st yr)
Recruiting Coord. ....	Patrick Ackerman (Detroit Mercy, 2016 • 1st yr)
Dir. of S-A Devel.....	Earl Boykins (Eastern Michigan, 1998 • 1st yr)
Dir. of Multimedia.....	Martina Wood (North Carolina, 2010 • 1st yr)

## Eric Muselman Live

- Once again, there will be 12 Arkansas basketball radio shows at the two Sassy's locations in Fayetteville. The first six will be at Sassy's BBQ & Grille on Steamboat Drive (off Wedington Drive). The last six will be at Sassy's Red House on College Avenue.

### SASSY'S BBQ & GRILLE

November 4  
November 11  
November 18  
December 2  
December 9  
December 16

### SASSY'S RED HOUSE

January 6  
January 20  
January 27  
February 3  
February 24  
March 2





**• 2019-20 RECORD BREAKDOWN •**
**RECORD BREAKDOWN**

At Home	5-0
On The Road	1-0
Neutral	0-0
White Uniforms	3-0
White '94 Throwback Uniforms	2-0
Cardinal Uniforms	1-0

**GENERAL**

When Arkansas controls the tip	4-0
When opponent controls the tip	2-0
When Arkansas scores first	5-0
When opponent scores first	1-0

**LEADS AND DEFICITS**

Leading at the half – home	5-0
Leading at the half – road/neutral	1-0
Tied at the half – home	0-0
Tied at the half – road/neutral	0-0
Trailing at the half – home	0-0
Trailing at the half – road/neutral	0-0
Games decided by 5 points or fewer	0-0
Games decided by 10 points or fewer	0-0
Leading with 5:00 left in regulation	6-0
Leading with 2:00 left in regulation	6-0
Overtime games	1-0

**OFFENSE**

Scoring less than 70 points	3-0
Scoring 70-79 points	1-0
Scoring 80-89 points	1-0
Scoring 90-99 points	1-0
Scoring 100+ points	0-0
2 Players Or Less in Double Figures	1-0
3 Players in Double Figures	5-0
4 Players in Double Figures	0-0
5 Players in Double Figures	0-0
6 Players in Double Figures	0-0
1 Player Scores 20+ Points	3-0
2+ Players Score 20+ Points	1-0
When shooting 50 percent or higher	1-0
When shooting less than 50 percent	5-0

**REBOUNDING/TURNOVERS**

When out-rebounding opponent	2-0
When out-rebounded	4-0
When rebounds are even	0-0
When grabbing 10+ offensive reb	3-0
When forcing 15+ turnovers	5-0
When committing less than 15 turnovers	5-0
When committing 15+ turnovers	1-0

**When Top Scorer Is (Includes Ties)**

Mason Jones	Season: 4-0	Career: 11-3
Isaiah Joe	Season: 2-0	Career: 4-4
Jalen Harris	Season: 0-0	Career: 1-1
Desi Sills	Season: 0-0	Career: 0-1
Jimmy Whitt Jr.	Season: 1-0	Career: 6-7
Jeantal Cylla	Season: 0-0	Career: 3-8

**When Top Rebounder Is (Includes Ties)**

Mason Jones	Season: 2-0	Career: 4-2
Reggie Chaney	Season: 0-0	Career: 2-0
Adrio Bailey	Season: 2-0	Career: 4-1
Jimmy Whitt Jr.	Season: 2-0	Career: 8-9
Jeantal Cylla	Season: 0-0	Career: 0-4
Desi Sills	Season: 1-0	Career: 1-0
Isaiah Joe	Season: 1-0	Career: 1-0

**Months**

In November	6-0
In December	0-0
In January	0-0
In February	0-0
In March	0-0

**STATS BY HALF - OPPONENTS**

							* 2nd half does not include OT		
	-- 1ST HALF --				-- 2nd HALF --				
	PTS	FG	3PT		PTS	FG	3PT		
Rice	19	8-25/.320	2-13/.154		24	8-31/.258	0-12/.000		
NTX	16	7-26/.269	0-9/.000		27	10-25/.400	2-8/.250		
MONT	18	8-31/.258	0-6/.000		28	10-25/.400	2-10/.200		
TXSOU	24	9-30/.300	1-7/.143		27	10-25/.400	1-4/.250		
S DAK	24	10-30/.333	1-6/.167		32	12/25/.480	2-6/.333		
@GT	30	10-21/.476	2-9/.222		29	11-27/.407	0-2/.000		

**STATS BY HALF - ARKANSAS**

							* 2nd half does not include OT		
	-- 1ST HALF --				-- 2nd HALF --				
	PTS	FG	3PT		PTS	FG	3PT		
Rice	39	16-33/.485	4-12/.333		52	21-34/.618	6-13/.462		
NTX	28	11-23/.478	3-10/.300		38	9-22/.409	3-12/.250		
MONT	31	10-28/.357	3-13/.231		33	10-26/.385	1-7/.143		
TXSOU	37	15-34/.441	0-13/.000		45	16-37/.432	6-13/.462		
S DAK	39	15-35/.429	4-14/.286		38	16-31/.516	0-6/.000		
@GT	30	12-31/.387	5-15/.333		26	9-23/.391	1-7/.143		

**#PACE&SPACE**
**RECORD WATCH**
**Arkansas Career - 3's Made**

1.	366	Pat Bradley	1996-99
2.	274	Rotnei Clarke	2009-11
3.	267	Scotty Thurman	1993-95
4.	237	Anthlon Bell	2013-16
5.	226	Todd Day	1989-92
6.	218	Lee Mayberry	1989-92
7.	168	Jannero Pargo	2001-02
8.	160	Eric Ferguson	2003-06
9.	155	Dusty Hannahs	2016-17
10.	153	Jonathon Modica	2003-06

--	133	ISAIAH JOE	2019-PRES.
--	85	MASON JONES	2019-PRES.

**Arkansas Career - 3's Attempted**

1.	915	Pat Bradley	1996-99
2.	653	Rotnei Clarke	2009-11
3.	642	Anthlon Bell	2013-16
4.	618	Scotty Thurman	1993-95
5.	588	Todd Day	1989-92
6.	514	Lee Mayberry	1989-92
7.	480	Eric Ferguson	2003-06
8.	452	Stef Welsh	2007-10
9.	431	Brandon Dean	1999-02
10.	427	Jonathon Modica	2003-06

--	328	ISAIAH JOE	2019-PRES.
--	238	MASON JONES	2019-PRES.

**Arkansas Career 3's Made SEC GAMES ONLY**

1.	366	Pat Bradley	1996-99
2.	274	Rotnei Clarke	2009-11
3.	267	Scotty Thurman	1993-95
4.	237	Anthlon Bell	2013-16
5.	226	Todd Day	1989-92
6.	218	Lee Mayberry	1989-92
7.	168	Jannero Pargo	2001-02
8.	160	Eric Ferguson	2003-06
9.	155	Dusty Hannahs	2016-17
10.	153	Jonathon Modica	2003-06

--	60	ISAIAH JOE	2019-PRES.
----	----	------------	------------

**Arkansas Career 3's Att. SEC GAMES ONLY**

1.	429	Pat Bradley	1996-99
2.	336	Rotnei Clarke	2009-11
3.	326	Anthlon Bell	2013-16
4.	303	Scotty Thurman	1993-95
5.	266	Eric Ferguson	2003-06
6.	263	Jonathon Modica	2003-06
7.	223	Brandon Dean	1999-02
8.	221	Jannero Pargo	2001-02
9.	217	Stef Welsh	2007-10
10.	210	Dusty Hannahs	2016-17

--	141	ISAIAH JOE	2019-PRES.
----	-----	------------	------------



### Hogs Sign Davonte Davis

- Arkansas head coach Eric Musselman announced on Nov. 19 that Davonte Davis, a four-star recruit from Jacksonville, signed a National Letter of Intent with the Razorbacks.
- Davis (6-4, 175) is rated 80th on the ESPN Top 100 while ESPN has him the 18th-best shooting guard, the 18th-best player in the region and the second-best player in the state of Arkansas.
- "Our coaching staff is so excited to announce the signing of Davonte "Devo" Davis," Musselman said. "Devo will bring tremendous toughness and versatility to our Arkansas Razorbacks team. We love Devo's ability to be both a playmaker and a scorer at all three levels. He is an elite free throw attempt player and does a great job finishing through contact. From a defensive perspective, Devo will add a long, athletic defender that can guard multiple positions. He is an exhilarating, exciting point guard that Hog fans will love to watch and teammates will love to play with him."
- In other recruiting services, Davis is 100th on the 247Sports Composite and 16th among point guards. Rivals has him ranked 128th nationally and 29th at his position while 247Sports puts him 139th nationally and 21st among point guards. He is also #3 in the state by 247Sports.
- Davis was named to the 2019 USA TODAY All-Arkansas first team as a junior as he averaged 18.5 points, 5.3 rebounds and six assists per game. He played for Woodz Elite in the Nike EYBL.
- He is a three-time Arkansas Activities Association All-State selection, making the 2019 5A team with Jacksonville HS and the 2A teams in 2017 and 2018 while playing at Jacksonville Lighthouse.
- As a sophomore, Davis averaged 18.4 points, 8 assists, 7 rebounds and 2 steals. As a freshman, Davis averaged 16 points and seven rebounds in leading Lighthouse to conference and regional championships as well as the Class 2A state semifinal.



### Austria

Anton Beard UBSC Graz

### Canada

Olu Famutimi Guelph

Marvell Waithe London

### Chile

Rashad Madden CD Valdivia

### China

Courtney Fortson Guangsha L.

Sonny Weems Guangdong ST

### ECBL (USA)

Kareem Reed Rowan County

### Finland

Dustin Thomas Ura Basket

### G League (USA)

Dusty Hannahs Memphis

### Germany

Marshawn Powell Hamburg

### Greece

Moses Kingsley Peristeri GS

### Hungary

Alandise Harris ZTE KK

Anthlon Bell Nidaros Jets

### Italy

Jaylen Barford Pesaro

Charles Thomas Basket RAV

### Kazakhstan

Coty Clarke Astana

### Latvia

Jabril Durham Vostak 65

### Philippines

Michael Qualls North Port

### Saudi Arabia

Arlando Cook Abha

### Slovakia

Delvon Johnson Prievidza

### South Korea

JaCorey Williams Mobis Phoebus

### Turkey

Darian Townes Samsun

## Nolan Richardson Court

- Last March, the University of Arkansas System Board of Trustees unanimously approved a resolution to name the court at Bud Walton Arena for Hall of Fame coach Nolan Richardson.
- The University unveiled Nolan Richardson Court at Bud Walton Arena on October 20 prior to exhibition game with Little Rock. Arkansas won the game 79-64 on the newly-named court.
- Richardson was 389-169 in 17 seasons as Arkansas head coach and set a school record for wins. Among his many honors are NABC and Naismith Coach of the Year (1994), USBWA Most Courageous Award (1995), University of Arkansas Sports Hall of Honor (1996), Arkansas Sports Hall of Fame (1998), College Basketball Hall of Fame (2008) and the Naismith Memorial Basketball Hall of Fame (2014). He was honored with a banner in the rafters of Bud Walton Arena in 2015.
- He led the Razorbacks to 13 NCAA Tournament appearances including six Sweet 16's (1990, 1991, 1993, 1994, 1995, 1996), four Elite Eights (1990, 1991, 1994, 1995), three Final Fours (1990, 1994, 1995) a national runner-up finish (1995) and the 1994 NCAA Championship.
- In Richardson's 22 combined years as a head coach at the collegiate level – at Western Texas Junior College, the University of Tulsa and the University of Arkansas – he compiled a record of 508-206 (.711) and became the only head coach in college basketball history to win a National Junior College Championship, NIT Championship and NCAA Championship.



<b>Overall:</b>	<b>116-34</b>
- At Arkansas	<b>6-0</b>
Home:	63-5
Away:	35-19
Neutral:	18-10
<b>Conference Games:</b>	<b>54-18</b>
- At Arkansas	<b>0-0</b>
Home:	31-5
Away:	23-13
<b>Against Ranked Teams:</b>	<b>1-3</b>
- At Arkansas	<b>0-0</b>
Home:	0-0
Away:	0-1
Neutral:	1-2
<b>Record by Month:</b>	
November:	31-4
December:	21-7
January:	24-6
February:	23-6
March:	16-11
April:	1-0
<b>When Leading at Halftime:</b>	<b>89-4</b>
at Arkansas	<b>6-0</b>
<b>When Trailing at Halftime:</b>	<b>25-29</b>
at Arkansas	<b>0-0</b>
<b>When Tied at Halftime:</b>	<b>2-1</b>
at Arkansas	<b>0-0</b>
<b>Out-Rebounding Opp:</b>	<b>72-10</b>
at Arkansas	<b>2-0</b>
<b>Being Out-Rebounded:</b>	<b>37-22</b>
at Arkansas	<b>4-0</b>
<b>Rebounds Are Even:</b>	<b>7-1</b>
at Arkansas	<b>0-0</b>
<b>When Scoring First:</b>	<b>71-16</b>
at Arkansas	<b>5-0</b>
<b>When Opponent Scores First:</b>	<b>45-18</b>
at Arkansas	<b>1-0</b>
<b>One-Possession Games:</b>	<b>16-8</b>
at Arkansas	<b>1-0</b>
<b>Overtime Games:</b>	<b>7-3</b>
at Arkansas	<b>1-0</b>
<b>Games Decided by 1-5 Pts or Less:</b>	<b>25-14</b>
at Arkansas	<b>1-0</b>
<b>Games Decided by 6-10 Pts:</b>	<b>25-8</b>
at Arkansas	<b>0-0</b>
<b>Games Decided by 11-19 Pts:</b>	<b>34-8</b>
at Arkansas	<b>1-0</b>
<b>Games Decided by 20-plus Pts:</b>	<b>32-4</b>
at Arkansas	<b>4-0</b>
<b>Shooting 50 percent or Better:</b>	<b>39-1</b>
at Arkansas	<b>1-0</b>
<b>Shooting Pct. Better Than Opp:</b>	<b>94-5</b>
at Arkansas	<b>5-0</b>
<b>Shooting Pct. Worse Than Opp:</b>	<b>21-28</b>
at Arkansas	<b>1-0</b>
<b>Shooting Pct. Same as Opp:</b>	<b>1-1</b>
at Arkansas	<b>0-0</b>
<b>Out-Scoring Opp Bench:</b>	<b>55-1</b>
at Arkansas	<b>2-0</b>
<b>Out-Scored By Opp Bench:</b>	<b>57-24</b>
at Arkansas	<b>4-0</b>
<b>Bench Scoring Even:</b>	<b>4-0</b>
at Arkansas	<b>0-0</b>

<b>Scoring Below 50 Points:</b>	<b>0-0</b>
- At Arkansas	<b>0-0</b>
Home:	0-0
Away:	0-0
Neutral:	0-0
<b>Scoring 50-59 Points:</b>	<b>0-8</b>
- At Arkansas	<b>0-0</b>
Home:	0-1
Away:	0-5
Neutral:	0-2
<b>Scoring 60-69 Points:</b>	<b>10-11</b>
- At Arkansas	<b>2-0</b>
Home:	5-2
Away:	2-6
Neutral:	3-3
<b>Scoring 70-79 Points:</b>	<b>37-11</b>
- At Arkansas	<b>0-0</b>
Home:	20-2
Away:	12-6
Neutral:	5-3
<b>Scoring 80-89 Points:</b>	<b>43-2</b>
- At Arkansas	<b>1-0</b>
Home:	24-0
Away:	12-1
Neutral:	7-1
<b>Scoring 90-99 Points:</b>	<b>16-1</b>
- At Arkansas	<b>1-0</b>
Home:	9-0
Away:	6-1
Neutral:	1-0
<b>Scoring 100 or More Points:</b>	<b>8-1</b>
- At Arkansas	<b>0-0</b>
Home:	5-0
Away:	2-1
Neutral:	1-0

<b>Opponent Scores Below 50 Points:</b>	<b>4-0</b>
- At Arkansas	<b>2-0</b>
Home:	3-0
Away:	1-0
Neutral:	0-0
<b>Opponent Scores 50-59 Points:</b>	<b>19-1</b>
- At Arkansas	<b>1-0</b>
Home:	12-1
Away:	6-0
Neutral:	1-0
<b>Opponent Scores 60-69 Points:</b>	<b>44-6</b>
- At Arkansas	<b>1-0</b>
Home:	25-0
Away:	11-2
Neutral:	8-4
<b>Opponent Scores 70-79 Points:</b>	<b>32-12</b>
- At Arkansas	<b>0-0</b>
Home:	17-2
Away:	10-8
Neutral:	5-2
<b>Opponent Scores 80-89 Points:</b>	<b>13-10</b>
- At Arkansas	<b>0-0</b>
Home:	5-2
Away:	5-7
Neutral:	3-1
<b>Opponent Scores 90-99 Points:</b>	<b>1-3</b>
- At Arkansas	<b>0-0</b>
Home:	1-2
Away:	0-0
Neutral:	0-1
<b>Opponent Scores 100 or More Points:</b>	<b>1-2</b>
- At Arkansas	<b>0-0</b>
Home:	0-0
Away:	1-2
Neutral:	0-0

**MUSSELMAN VERSUS ALL OPPONENTS**

Opponent	Overall	at Nevada	at Arkansas	Last Meeting
Air Force	7-0	7-0	0-0	03/05/19
Akron	1-0	1-0	0-0	12/22/18
Alabama	• First Meeting •			
Arizona State	1-0	1-0	0-0	12/07/18
Arkansas-Little Rock	1-0	1-0	0-0	11/16/18
Auburn	• First Meeting •			
Boise State	7-2	7-2	0-0	02/02/19
Bradley	1-0	1-0	0-0	12/03/16
Buffalo	1-0	1-0	0-0	11/25/16
BYU	1-0	1-0	0-0	11/06/18
Cal State Fullerton	0-1	0-1	0-0	11/28/15
California Baptist	1-0	1-0	0-0	11/19/18
Cincinnati	1-0	1-0	0-0	03/18/18
Coastal Carolina	1-0	1-0	0-0	11/13/15
Colorado State	7-1	7-1	0-0	02/02/19
Davidson	1-0	1-0	0-0	11/21/17
Drake	1-0	1-0	0-0	12/12/15
Eastern Washington	1-0	1-0	0-0	03/21/16
Florida	0-1	0-1	0-0	03/21/19
Fresno Pacific	1-0	1-0	0-0	12/09/15
Fresno State	6-3	6-3	0-0	02/23/19
Georgia	• First Meeting •			
Georgia Tech	1-0	0-0	1-0	11/25/19
Grand Canyon	1-0	1-0	0-0	12/09/18
Hawai'i	1-1	1-1	0-0	11/24/17
Holy Names	1-0	1-0	0-0	11/30/15
Idaho	1-0	1-0	0-0	11/10/17
Illinois State	1-0	1-0	0-0	11/29/17
Indiana	• First Meeting •			
Iona	1-1	1-1	0-0	11/26/16
Iowa State	0-1	0-1	0-0	03/16/17
Kentucky	• First Meeting •			
LSU	• First Meeting •			
Loyola-Chicago	1-1	1-1	0-0	11/28/18
Loyola Marymount	1-0	1-0	0-0	11/14/16
Ole Miss	• First Meeting •			
Mississippi State	• First Meeting •			
Missouri	• First Meeting •			
Montana	2-0	1-0	1-0	11/16/19
Montana State	1-0	1-0	0-0	11/15/15
Morehead State	2-1	2-1	0-0	04/01/16

Opponent	Overall	at Nevada	at Arkansas	Last Meeting
New Mexico	5-3	5-3	0-0	02/09/19
North Texas	1-0	0-0	1-0	11/12/19
Northern Kentucky	• First Meeting •			
Oakland	1-0	1-0	0-0	11/23/16
Oregon State	1-1	1-1	0-0	11/18/16
Pacific	4-0	4-0	0-0	11/09/18
Portland State	1-0	1-0	0-0	11/25/15
Radford	1-0	1-0	0-0	12/17/17
Rhode Island	1-0	1-0	0-0	11/13/17
Rice	1-0	0-0	1-0	11/05/19
Saint Mary's	0-1	0-1	0-0	11/11/16
San Diego State	3-7	3-7	0-0	03/04/19
San Francisco	0-1	0-1	0-0	12/23/17
San Jose State	6-0	6-0	0-0	01/09/19
Santa Clara	2-0	2-0	0-0	11/15/17
South Carolina	• First Meeting •			
South Dakota	1-0	0-0	1-0	11/22/19
South Dakota State	1-0	1-0	0-0	12/15/18
Southern Cal	1-0	1-0	0-0	12/01/18
Southern Illinois	1-0	1-0	0-0	12/22/17
Tennessee	• First Meeting •			
Texas	1-0	1-0	0-0	03/16/18
Texas A&M	• First Meeting •			
TCU	0-1	0-1	0-0	12/08/17
Texas Southern	1-0	0-0	1-0	11/19/19
Texas Tech	0-1	0-1	0-0	12/05/17
Towson	1-0	1-0	0-0	12/21/16
Tulsa	1-0	1-0	0-0	11/22/18
UC Davis	1-0	1-0	0-0	12/19/17
UC Irvine	2-0	2-0	0-0	12/02/17
UC Santa Barbara	1-0	1-0	0-0	12/22/16
UMass	1-0	1-0	0-0	11/23/18
UNLV	7-2	7-2	0-0	02/27/19
Utah	1-0	1-0	0-0	12/29/18
Utah State	7-2	7-2	0-0	03/02/19
Valparaiso	• First Meeting •			
Vermont	1-0	1-0	0-0	03/23/16
Washington	1-0	1-0	0-0	12/11/16
Wichita State	0-1	0-1	0-0	12/22/15
Wyoming	5-1	5-1	0-0	02/16/19
<b>Totals</b>	<b>110-34</b>	<b>110-34</b>	<b>0-0</b>	





### BEST WINNING PERCENTAGE among active NCAA Division I head coaches (min 4 yrs)

(www.stats.NCAA.org/head\_coaches • Thru Nov. 28, 2019)

1	Mark Few, Gonzaga	.825	576-122	21st yr
2	Roy Williams, North Carolina	.788	876-235	32nd yr
3	<b>ERIC MUSSELMAN, ARKANSAS</b>	<b>.773</b>	<b>116-34</b>	<b>5th yr</b>
4	John Calipari, Kentucky	.772	713-210	28th yr
5	Mike Krzyzewski, Duke	.767	1138-345	45th yr
6	Bill Self, Kansas	.764	686-212	27th yr
7	Rick Croy, Cal Baptist (2nd in DI)	.759	151-48	7th yr
8	Chris Jans, New Mexico State	.757	81-26	4th yr
9	Sean Miller, Arizona	.742	391-136	16th yr
9	Chr10s Beard, Texas Tech	.741	177-62	8th yr

- Named General Manager of CBA's Rapid City Thrillers at age of 22. The next year, became head coach of the Thrillers at he age of 23, the youngest coach in CBA history.
- From 1990-1997, had 24 players called up to the NBA, the highest number in the league during that span ... The only person in CBA history to coach in five league All-Star Games (1990, 1992, 1993, 1994, 1997)
- The first coach in professional basketball history to win 100 games by the age of 28.
- At the age of 37, named head coach of the Golden State Warriors ... He and his father, Bill, were first father-son combination to both become head coaches in NBA history.
- In 2003, was runner-up to San Antonio's Gregg Popovich for NBA Coach of the Year Award voting (231 points, including 26 first-place votes).
- Only needed 130 games to win his 100th game as a collegiate head coach.

### INDIVIDUAL GAME HIGHS:

#### Most Points:

at Nevada:	45	Jordan Caroline at New Mexico 01/07/17
	40	Jordan Caroline at Colorado St 02/06/19
	37	D.J. Fenner v UNLV 02/08/17
	34	Marqueze Coleman at Hawai'i 11/16/15
	33	Caleb Martin at Utah 12/29/18
	32	Marcus Marshall at Wyoming 01/14/17
	32	Marcus Marshall at Washington 12/11/16
	32	Tyron Criswell v E. Washington 03/21/16
	31	4x
	30	4x
at Arkansas:	32	Mason Jones vs Rice 11/05/19
	33	Isaiah Joe vs Texas Southern 11/19/19
	24	Mason Jones at Georgia Tech 11/25/19
	24	Jimmy Whitt Jr. vs South Dakota 11/22/19
	24	Isaiah Joe vs Rice 11/05/19

#### SEC Game

#### SEC Tourney

#### NCAA Tourney

Bud Walton: 32 Mason Jones vs Rice 11/05/19

Road Game: 24 Mason Jones at Georgia Tech 11/25/19

#### Neutral Site

#### Ranked Opp

#### Frosh: --

Soph: 33 Isaiah Joe vs Texas Southern 11/19/19

Junior: 32 Mason Jones vs Rice 11/05/19

Senior: 24 Jimmy Whitt Jr. vs South Dakota 11/22/19

Season Opener: 32 Mason Jones vs Rice 11/05/19

#### SEC Opener

#### Most Field Goals Made:

at Nevada:	17	Jordan Caroline at New Mexico 01/07/17
	13	Cody Martin v Utah State 02/17/18
	12	Jordan Caroline at UNLV 02/25/17
	12	Cameron Oliver v E. Washington 03/21/16
	12	D.J. Fenner v UNLV 02/08/17
at Arkansas:	12	Mason Jones vs Rice 11/05/19
	11	Jimmy Whitt Jr. vs South Dakota 11/19/19
	10	Isaiah Joe vs Rice 11/05/19

#### Most 3-Pointers Made:

at Nevada:	8	Marcus Marshall at UNLV 02/25/17
	7	6x
at Arkansas:	6	Isaiah Joe vs Texas Southern 11/19/19

#### Most Free Throws Made:

at Nevada:	15	Marcus Marshall v Boise State 02/22/17
	15	Marqueze Coleman v UNLV 01/23/16
	15	Marqueze Coleman at Hawai'i 11/16/15
	14	Jordan Caroline v Rhode Island 11/13/17
	14	Marcus Marshall at Wyoming 01/14/17
at Arkansas:	9	Isaiah Joe vs Texas Southern 11/19/19
	9	Mason Jones vs North Texas 11/12/19
	8	Mason Jones vs Montana 11/16/19

#### Most Rebounds:

at Nevada:	24	Cameron Oliver v Fresno State 02/1/16
	21	Cameron Oliver at UNLV 02/20/16
	17	Cameron Oliver v Colorado State 03/04/17
	16	Jordan Caroline v Wyoming 01/03/18
	16	Jordan Caroline at Fresno St 01/12/19
	16	Jordan Caroline v BYU 11/06/18
	16	Cameron Oliver at Wyoming 01/14/17
	16	Tyron Criswell v Utah State 02/24/16
	16	AJ West at Pacific 11/21/15
at Arkansas:	11	Adrio Bailey vs Montana 11/16/19
	10	Jimmy Whitt Jr. vs TX Southern 11/19/19
	9	Isaiah Joe at Georgia Tech 11/25/19
	9	Adrio Bailey vs Rice 11/05/19

#### SEC Game

#### SEC Tourney

#### NCAA Tourney

Bud Walton: 9 Adrio Bailey vs Rice 11/05/19

Road Game: 9 Isaiah Joe at Georgia Tech 11/25/19

#### Neutral Site

#### Ranked Opp

#### Frosh: -

Soph: 9 Isaiah Joe at Georgia Tech 11/25/19

Junior: 7 Mason Jones (2x)

Senior 11 Adrio Bailey vs Montana 11/16/19

Season Opener: 9 Adrio Bailey vs Rice 11/05/19

#### SEC Opener

#### Most OFFENSIVE Rebounds:

at Nevada:	11	AJ West at Pacific 11/21/15
	8	Cameron Oliver v Fresno State 02/1/16
at Arkansas:	5	Adrio Bailey vs Montana 11/16/19

#### Most DEFENSIVE Rebounds:

at Nevada:	16	Cameron Oliver v Fresno State 02/1/16
	14	Cameron Oliver v Colorado State 03/04/17
	14	Cameron Oliver at Wyoming 01/14/17
	13	Cameron Oliver v Colorado State 03/11/17
	13	Cameron Oliver at Air Force 02/15/17
at Arkansas:	9	Isaiah Joe at Georgia Tech 11/25/19
	8	Jimmy Whitt Jr. vs TX Southern 11/19/19
	7	Adrio Bailey vs Rice 11/05/19
	6	4x

#### Most Assists:

at Nevada:	11	Cody Martin v BYU 11/06/18
	11	Cody Martin v Colorado State 02/25/18
	11	Marqueze Coleman v Holy Names 11/30/15
	10	Cody Martin v Little Rock 11/16/18
	10	Cody Martin v Pacific 11/09/18
	10	Marcus Marshall v Colorado State 03/04/17
at Arkansas:	7	Isaiah Joe vs Rice 11/05/19

#### SEC Game

#### SEC Tourney

#### NCAA Tourney

Bud Walton: 7 Isaiah Joe vs Rice 11/05/19

Road Game: 4 Desi Sills at Georgia Tech 11/25/19

#### Neutral Site

#### Ranked Opp

#### Frosh: -

Soph: 7 Isaiah Joe vs Rice 11/05/19

Junior: 5 Jalen Harris vs Texas Southern 11/19/19

Senior: 5 Jimmy Whitt Jr. vs Rice 11/05/19

Season Opener: 7 Isaiah Joe vs Rice 11/05/19

#### SEC Opener

#### Most Steals:

at Nevada:	5	Caleb Martin v California Baptist 11/19/18
	5	Jordan Caroline at San Diego St 02/12/17
	5	Marqueze Coleman at New Mexico 12/30/15
	4	17 times
at Arkansas:	5	Mason Jones at Georgia Tech 11/25/19
	5	Isaiah Joe vs Texas Southern 11/19/19
	5	Mason Jones vs Rice 11/05/19
	4	4x

#### SEC Game

#### SEC Tourney

#### NCAA Tourney

Bud Walton: 5 Mason Jones vs Rice 11/05/19

Road Game: 5 Mason Jones at Georgia Tech 11/25/19

#### Neutral Site

#### Ranked Opp

#### Frosh: -

Soph: 5 Isaiah Joe vs Texas Southern 11/19/19

Junior: 5 Mason Jones (2x)

Senior: 4 Adrio Bailey vs North Texas 11/12/19

Season Opener: 5 Mason Jones vs Rice 11/05/19

#### SEC Opener

#### Most Blocked Shots:

at Nevada:	6	Cameron Oliver v Morehead State 04/01/16
	5	7x
at Arkansas:	5	Adrio Bailey vs Texas Southern 11/19/19
	3	Reggie Chaney vs South Dakota 11/22/19
	2	Mason Jones vs Texas Southern 11/19/19

#### SEC Game

#### SEC Tourney

#### NCAA Tourney

Bud Walton: 1 by several

Road Game: 2 Jimmy Whitt Jr. at Georgia Tech 11/25/19

#### Neutral Site

#### Ranked Opp

#### Frosh: -



Soph: 3 Reggie Chaney vs South Dakota 11/22/19

Junior: 2 Mason Jones vs Texas Southern 11/19/19

Senior: 5 Adrio Bailey vs Texas Southern 11/19/19

Season Opener: 1 by 5 players

#### SEC Opener

<div>  <b>2019-20 SEC STANDINGS</b>  </div>										
THRU THURS - NOV. 28, 2019										
	SEC	PCT.	HOME	AWAY	OVERALL	PCT.	HOME	ROAD	NEUTRAL	STRK
Arkansas	-	-	-	-	6-0	1.000	5-0	1-0	0-0	W6
Auburn	-	-	-	-	7-0	1.000	3-0	1-0	3-0	W7
Tennessee	-	-	-	-	5-0	1.000	4-0	0-0	1-0	W5
Mississippi State	-	-	-	-	6-1	.857	4-0	1-0	1-1	W1
Kentucky	-	-	-	-	5-1	.833	4-1	0-0	1-0	W3
Ole Miss	-	-	-	-	5-1	.833	4-0	0-1	1-0	W1
Vanderbilt	-	-	-	-	5-1	.833	5-0	0-1	0-0	W3
Florida	-	-	-	-	5-2	.714	2-1	0-1	3-0	W3
Georgia	-	-	-	-	5-2	.714	4-0	0-0	1-2	W1
LSU	-	-	-	-	4-2	.667	3-0	0-1	0-1	W1
Texas A&M	-	-	-	-	3-2	.600	3-1	0-0	0-1	L1
Missouri	-	-	-	-	4-3	.571	4-0	0-1	0-2	L2
South Carolina	-	-	-	-	4-3	.571	4-1	0-0	0-2	L2
Alabama	-	-	-	-	2-4	.333	2-1	0-1	0-2	L2

AP (Nov. 25)		
1 Duke	6-0	1610
2 Louisville	6-0	1512
3 Michigan State	3-1	1500
4 Kansas	3-1	1383
5 Maryland	5-0	1262
6 North Carolina	4-0	1260
7 Virginia	6-0	1232
8 Gonzaga	6-0	1222
<b>9 KENTUCKY</b>	<b>5-1</b>	<b>1090</b>
10 Ohio State	5-0	1033
11 Oregon	5-0	1006
12 Texas Tech	5-0	933
13 Seton Hall	4-1	866
14 Arizona	6-0	716
15 Utah State	7-0	702
16 Memphis	5-1	587
<b>17 TENNESSEE</b>	<b>4-0</b>	<b>490</b>
<b>18 AUBURN</b>	<b>5-0</b>	<b>488</b>
19 Baylor	5-1	450
20 VCU	5-0	426
21 Colorado	4-0	290
22 Villanova	4-2	247
23 Washington	5-1	228
<b>24 FLORIDA</b>	<b>5-2</b>	<b>148</b>
25 Xavier	6-1	139

COACHES (Nov. 25)		
1 Duke	6-0	766
2 Louisville	6-0	728
3 Michigan St	3-1	689
4 North Carolina	4-0	640
5 Kansas	3-1	637
6 Virginia	6-0	628
7 Gonzaga	6-0	576
8 Maryland	5-0	572
9 Ohio St.	5-0	524
10 Oregon	5-0	471
<b>11 KENTUCKY</b>	<b>5-1</b>	<b>454</b>
12 Texas Tech	5-0	430
13 Seton Hall	4-1	378
14 Arizona	6-0	365
15 Utah St.	7-0	296
<b>16 TENNESSEE</b>	<b>4-0</b>	<b>276</b>
<b>17 AUBURN</b>	<b>5-0</b>	<b>255</b>
18 Baylor	5-1	223
19 VCU	5-0	213
20 Memphis	5-1	163
21 Villanova	4-2	147
22 Washington	5-1	108
23 Xavier	6-1	96
24 Colorado	4-0	76
<b>25 FLORIDA</b>	<b>5-2</b>	<b>71</b>

RECEIVING VOTES: Florida State 137, Saint Mary's 22, Oklahoma 22, Butler 21, **LSU 19**, Texas 16, **ARKANSAS 13**, Michigan 12, Penn State 10, Purdue 10, Liberty 6, Wisconsin 4, **MISSOURI 3**, Cincinnati 3, Vermont 2, San Diego State 2, Dayton 1, **MISSISSIPPI STATE 1**, **GEORGIA 1**.

RECEIVING VOTES: Oklahoma 53; Purdue 42; Texas 32; Florida State 30; Michigan 24; St. Mary's 16; Penn St. 15; Kansas State 15; Butler 14; **ARKANSAS 12**; **LSU 10**; Creighton 9; Dayton 7; Wisconsin 6; Wichita St. 2; Cincinnati 2; West Virginia 1; Tulane 1; Indiana 1; DePaul 1.

### ARKANSAS IN THE RANKINGS

WEEK	AP	COACH	NET
Preseason	--	--	N/A
Nov. 11	ARV/11	N/A	N/A
Nov. 18	ARV/3	ARV/9	N/A
Nov. 25	ARV/13	ARV/12	N/A
Dec. 2			
Dec. 9			
Dec. 16			
Dec. 23			
Dec. 30			
Jan. 6			
Jan. 13			
Jan. 20			
Jan. 27			
Feb. 3			
Feb. 10			
Feb. 17			
Feb. 24			
Mar. 2			
Mar. 9			
Mar. 16			
FINAL			

**The last time Arkansas was ranked in the AP Poll...**

Top 25:	#22	01/01/18
Top 15:	#15	11/14/00
Top 10:	#6	1995 Final Poll
Top 5:	#5	03/07/95
No. 1:	#1	'94-95 Preseason

Friday, November 29	TV	TIME (CT)
Ole Miss vs. Okla St./Syracuse	TBD	5/7 p.m.
UAB at Kentucky	SEC	6:00 p.m.
Tennessee vs. Florida St.	CBS Sports	6:00 p.m.
Missouri St. at LSU	SECN+	7:00 p.m.
Marshall at Florida	SEC	7:00 p.m.
Alabama vs. TBD	ESPN/2/U	TBD
Texas A&M vs. Maryland/Temple	TBD	TBD

Saturday, November 30		
Tennessee vs. Purdue/VCU	TBA	3/6:00 p.m.
<b>NORTHERN KY AT ARKANSAS</b>	<b>SECN+</b>	<b>4:00 P.M.</b>
Tulsa at Vanderbilt	SECN+	7:00 p.m.

Sunday, December 1		
Geo Washington at South Carolina	SECN+	1:00 p.m.
Texas A&M vs. TBD	TBD	TBD

Tuesday, December 3		
Butler at Ole Miss	SEC	6:00 p.m.
<b>AUSTIN PEAY AT ARKANSAS</b>	<b>SECN+</b>	<b>7:00 P.M.</b>
Charleston Southern at Missouri	SECN+	7:00 p.m.
Buffalo at Vanderbilt	SECN+	7:00 p.m.
New Orleans at LSU	SEC	7:00 p.m.

Wednesday, December 4		
North Carolina Central at Georgia	SECN+	6:00 p.m.
South Carolina at UMass	CBS Sports	6:00 p.m.
Florida A&M at Tennessee	SEC	6:00 p.m.

Thursday, December 5		
La Tech at Mississippi State	SECN+	7:00 p.m.
Furman at Auburn	SEC	8:00 p.m.

## #PRO HOGS

38

» Arkansas has had 38 all-time NBA Draft selections from 36 different players in program history.

16

» The Razorbacks have 16 All-Star game appearances by Joe Johnson (7), Sidney Moncrief (5) and Alvin Robertson (4).

12

» Arkansas has 12 first round NBA Draft picks in program history with Sidney Moncrief going No. 5 overall in 1979.

**#PROHOGS**  
Arkansas has had 29 former players go on to play in the NBA and four are currently on active rosters.

Player	Team	Yrs in NBA	Draft Class
Patrick Beverley	Clippers	8th	2009 - 42nd (LAC)
Daryl Macon *	Heat	2nd	2018-FA
Bobby Portis	Knicks	5th	2015 - 22nd (CHI)
Daniel Gafford	Bulls	1st	2019 - 38th (CHI)

\* - signed two-way contract

G League			
Dusty Hannahs	Memphis Hustle		2nd Year



## Versus 2019-20 Opponents

## NON-CONFERENCE

SCHOOL	GMS PLAYED	SERIES RECORD	H	A	N	LAST MEETING
AUSTIN PEAY	4	ARKANSAS LEADS, 4-0	4-0	0-0	0-0	H - W, 76-65 (12/28/18)
GEORGIA TECH	7	ARKANSAS TRAILS, 2-5	0-1	1-2	1-2	A - W, 62-61 OT (11/25/19)
INDIANA	4	SERIES TIED, 2-2	1-0	0-2	1-0	A - L, 60-63 (03/23/19)
MONTANA	1	ARKANSAS LEADS, 1-0	1-0	0-0	0-0	H - W, 64-46 (11/16/19)
NORTH TEXAS	15	ARKANSAS LEADS, 15-0	9-0	1-0	5-0	H - W, 66-43 (11/12/19)
NORTHERN KENTUCKY		• FIRST MEETING •				
RICE	144	ARKANSAS LEADS, 103-41	55-11	41-29	7-1	H - W, 91-43 (11/05/19)
SOUTH DAKOTA	2	ARKANSAS LEADS, 2-0	1-0	1-0	0-0	H - W, 77-56 (11/22/19)
TCU	142	ARKANSAS LEADS, 104-28	54-15	46-21	4-2	A - W, 79-70 (02/16/91)
TEXAS SOUTHERN	1	ARKANSAS LEADS, 7-0	5-0	0-0	2-0	H - W, 82-51 (11/19/19)
TULSA	60	ARKANSAS LEADS, 36-24	24-8	9-15	3-1	H - W, 68-59 (01/02/07)
WESTERN KENTUCKY	7	ARKANSAS LEADS, 4-3	0-2	0-1	4-0	H - L, 77-78 (12/08/18)
VALPARAISO		• FIRST MEETING •				

## SOUTHEASTERN CONFERENCE

SCHOOL	GMS PLAYED	SERIES RECORD	H	A	N	LAST MEETING
ALABAMA	62	ARKANSAS LEADS, 34-28	19-6	7-20	8-2	H - W, 82-70 (03/09/19)
• SEC Only	52	Arkansas Leads, 27-25				
AUBURN	53	ARKANSAS LEADS, 34-19	21-5	12-14	1-1	A - L, 56-79 (02/20/19)
• SEC Only	52	Arkansas Leads, 34-18				
FLORIDA	37	ARKANSAS TRAILS, 12-25	8-7	2-13	2-5	N - L, 50-66 (03/14/19)
• SEC Only	37	Arkansas Trails, 12-25				
GEORGIA	38	ARKANSAS LEADS, 23-15	11-3	6-9	6-3	H - W, 70-60 (01/29/19)
• SEC Only	38	Arkansas Leads, 23-15				
KENTUCKY	43	ARKANSAS TRAILS, 11-32	7-7	3-15	1-10	A - L, 66-70 (02/27/19)
• SEC Only	38	Arkansas Trails, 11-27				
LSU	67	ARKANSAS LEADS, 36-31	19-8	12-17	5-6	A - W, 90-89 (02/02/19)
• SEC Only	58	Arkansas Leads, 32-26				
OLE MISS	81	ARKANSAS LEADS, 48-33	16-11	8-20	24-2	H - W, 74-73 (03/02/19)
• SEC Only	53	Arkansas Leads, 26-27				
MISSISSIPPI STATE	62	ARKANSAS LEADS, 33-29	21-7	7-21	5-1	H - L, 67-77 (02/16/18)
• SEC Only	53	Arkansas Leads, 28-25				
MISSOURI	51	ARKANSAS LEADS, 27-24	16-9	10-15	1-0	A - L, 78-79 (02/12/19)
• SEC Only	13	Arkansas Leads, 8-6				
SOUTH CAROLINA	34	ARKANSAS LEADS, 20-14	11-4	6-8	3-2	A - L, 65-77 (02/09/19)
• SEC Only	34	Arkansas Leads, 20-14				
TENNESSEE	41	ARKANSAS TRAILS, 20-21	10-4	4-12	6-5	A - L, 87-106 (01/15/19)
• SEC Only	37	Arkansas Trails, 17-20				
TEXAS A&M	158	ARKANSAS LEADS, 102-56	57-15	38-37	7-4	H - L, 80-87 (02/23/19)
• SEC Only	12	Arkansas Leads 7-5				
VANDERBILT	38	ARKANSAS LEADS, 26-12	15-3	7-8	4-1	A - W, 84-48 (03/06/19)
• SEC Only	36	Arkansas Leads 25-11				

## RAZORBACK SPORTS NETWORK RADIO AFFILIATES

Batesville (Games)	KWOZ-FM - 103.3	Glenwood	KHGZ-AM - 670
Camden	KAMD-FM - 97.1	Hot Springs / Mena	KTTG-FM - 6.3
Crossett	KAGH-FM - 104.9	Jonesboro	KEGI-FM - 100.5
Crossett	KAGH-AM - AM 800	Little Rock	KABZ-FM - 103.7
DeQueen	KDQN-FM - 92.1	Magnolia	KZHE-FM - 100.5
DeWitt	KDEW-FM - 97.3	Marshall	KBCN-FM - 104.3
El Dorado	KAGL-FM - 93.3	Mena	KENA-FM - 104.1
Fayetteville	KQSM-FM - 92.1	Monett, MO	KKBL-FM - 95.9
Fayetteville (Games)	KYNG-AM - AM 1590	Monticello	KGPO-FM - 99.9
Fayetteville	KAKS-FM - 99.5	Morrilton	KCON-FM - 99.3
Fayetteville	KUOA-AM - 1290	Mountain Home	KOMT-FM - 93.5
Fayetteville	KUOA-FM - 95.3	Ozark	KDYN-FM - 96.7
Fayetteville	KBVA-FM - HD3 106.5	Ozark	KDYN-AM - AM 1540
Forrest City	KBFC-FM - 93.5	Searcy	KRZS-FM - 99.1
Fort Smith	KERX-FM - 95.3	Texarkana	KKTK-AM - 1400
Glenwood	KHGZ-FM - 98.9	Wynne	KWYN-FM - 92.5

## ARKANSAS IN THE 2018-19 NCAA/SEC

(Through Games of Nov 28, 2019)



TEAM IN THE NCAA/SEC	NCAA	SEC	NO.
3-pt Field Goal Attempts (350 ranked)	186	6	138
Assist Turnover Ratio (350 ranked)	187	9	0.97
Assists Per Game (350 ranked)	243	11	12.3
<b>Blocked Shots Per Game (350 ranked)</b>	<b>32</b>	<b>3</b>	<b>5.3</b>
Defensive Rebounds per Game (350 ranked)	178	9	26.5
Fewest Fouls (350 ranked)	119	6	105
<b>Fewest Turnovers (350 ranked)</b>	<b>90</b>	<b>3</b>	<b>76</b>
Field-Goal Percentage (350 ranked)	160	9	44.5
<b>Field-Goal Percentage Defense (350 ranked)</b>	<b>8</b>	<b>1</b>	<b>35</b>
Free Throw Attempts (350 ranked)	235	11	107
Free Throws Made (349 ranked)	182	10	83
<b>Free-Throw Percentage (350 ranked)</b>	<b>27</b>	<b>2</b>	<b>77.6</b>
Offensive Rebounds Per Game (350 ranked)	302	14	8.17
Personal Fouls Per Game (350 ranked)	191	9	17.5
Rebound Margin (350 ranked)	257	13	-1.8
<b>Scoring Defense (350 ranked)</b>	<b>3</b>	<b>1</b>	<b>50</b>
<b>Scoring Margin (350 ranked)</b>	<b>8</b>	<b>1</b>	<b>23.7</b>
Scoring Offense (350 ranked)	155	10	73.7
<b>Steals Per Game (350 ranked)</b>	<b>4</b>	<b>1</b>	<b>12</b>
<b>Three Pt FG Defense (350 ranked)</b>	<b>1</b>	<b>1</b>	<b>14</b>
Three-Point Field Goals Per Game (350 ranked)	258	9	6.2
Three-Point Field-Goal Percentage (350 ranked)	326	13	26.8
Total 3-point FGM (350 ranked)	271	11	37
Total Assists (350 ranked)	263	12	74
<b>Total Blocks (350 ranked)</b>	<b>36</b>	<b>4</b>	<b>32</b>
Total Rebounds (350 ranked)	270	11	208
Total Rebounds Per Game (350 ranked)	250	14	34.67
<b>Total Steals (350 ranked)</b>	<b>13</b>	<b>1</b>	<b>72</b>
<b>Turnover Margin (346 ranked)</b>	<b>3</b>	<b>1</b>	<b>8.8</b>
<b>Turnovers Forced (350 ranked)</b>	<b>4</b>	<b>1</b>	<b>21.5</b>
<b>Turnovers Per Game (350 ranked)</b>	<b>102</b>	<b>3</b>	<b>12.7</b>
<b>Won-Lost Percentage (338 ranked)</b>	<b>1</b>	<b>1</b>	<b>100</b>

## RAZORBACKS IN THE NCAA/SEC

	PLAYER	NCAA	SEC	NO.
<b>3-pt Field Goal Attempts (236 ranked)</b>	<b>Isaiah Joe</b>	<b>29</b>	<b>1</b>	<b>56</b>
Assist Turnover Ratio (249 ranked)	Isaiah Joe	222	11	1.64
Blocked Shots Per Game (235 ranked)	Adrio Bailey	91	7	1.67
Double Doubles (187 ranked)	Adrio Bailey	187	8	1
	Jimmy Whitt Jr.	187	8	1
Field-Goal Percentage (250 ranked)	Jimmy Whitt Jr.	135	12	52.3
	Mason Jones	167	14	50
Free Throw Attempts (247 ranked)	Mason Jones	89	6	37
<b>Free Throws Made (223 ranked)</b>	<b>Mason Jones</b>	<b>25</b>	<b>2</b>	<b>34</b>
<b>Free-Throw Percentage (250 ranked)</b>	<b>Mason Jones</b>	<b>36</b>	<b>3</b>	<b>91.9</b>
	Isaiah Joe	205	12	80
<b>Minutes Per Game (250 ranked)</b>	<b>Isaiah Joe</b>	<b>15</b>	<b>2</b>	<b>36:57</b>
	Mason Jones	250	12	32:17
Points Per Game (250 ranked)	Mason Jones	75	6	18.5
	Isaiah Joe	138	9	16.7
<b>Steals Per Game (248 ranked)</b>	<b>Mason Jones</b>	<b>19</b>	<b>1</b>	<b>2.67</b>
	Isaiah Joe	51	2	2.33
	Adrio Bailey	75	4	2.17
<b>Three-Point Field Goals Per Game (247 ranked)</b>	<b>Isaiah Joe</b>	<b>19</b>	<b>2</b>	<b>3.33</b>
Three-Point Field-Goal Percentage (149 ranked)	Isaiah Joe	126	7	35.7
<b>Total 3-point FGM (222 ranked)</b>	<b>Isaiah Joe</b>	<b>46</b>	<b>2</b>	<b>20</b>
Total Blocks (205 ranked)	Adrio Bailey	97	7	10
<b>Total Field Goal Attempts (244 ranked)</b>	<b>Isaiah Joe</b>	<b>158</b>	<b>5</b>	<b>85</b>
Total Points (246 ranked)	Mason Jones	145	6	111
	Isaiah Joe	246	11	100
<b>Total Steals (195 ranked)</b>	<b>Mason Jones</b>	<b>31</b>	<b>1</b>	<b>16</b>
	Isaiah Joe	70	4	14
	Adrio Bailey	95	6	13

# JEANTAL CYLLA

F • Gr.Sr. • 6-7 • 215  
Lake Worth, Fla. || Lake Worth HS.

GENE-tall SILL-uh ... Played one season at UNC Wilmington after beginning his career at Florida Atlantic. In addition to his collegiate experience ... Member of the Haitian National Team.

Received his B.A. in Communication Studies from UNCW in May 2019 ... Is pursuing an M.Ed. in Adult and Lifelong Learning at Arkansas.

## 2019-20 HIGHLIGHTS:

- Pulled down six boards in the season-opening win over Rice.
- **Scored his 1,000th career point** (in his 101st game) versus South Dakota ... Added season-high seven points, including his first 3-pointer of the season, with four rebounds/

## DOUBLE-DOUBLES (3)

**2018-19 (Jr. @ UNCW)**

Opp	Pts	Rebs
at Mercer	19	10

**2016-17 (So. @ FAU)**

Opp	Pts	Rebs
Webber	10	10

**2015-16 (Fr. @ FAU)**


Opp	Pts	Rebs
UTSA	24	12

## PERSONAL BESTS

POINTS	SEC ONLY
Season: 7 vs South Dakota (11/22/19)	
Career: 25 at UTEP (01/21/16)	--
FG MADE	SEC ONLY
Season: 3 vs South Dakota (11/22/19)	
Career: 9 at UTEP (01/21/16)	--
FG ATTEMPTED	SEC ONLY
Season: 7 (2x) last vs S Dakota (11/22/19)	
Career: 18 at Hofstra (01/17/19)	--
3-POINT FG MADE	SEC ONLY
Season: 1 vs South Dakota (11/22/19)	
Career: 5 (2x) last vs Gardner-Webb (11/24/18)	--
3-PT FG ATTEMPTS	SEC ONLY
Season: 2 vs South Dakota (11/22/19)	
Career: 8 at Rice (02/18/16)	--
FT MADE	SEC ONLY
Season: 1 vs Rice (11/05/19)	
Career: 9 at Elon (02/21/9)	--
FT ATTEMPTED	SEC ONLY
Season: 3 vs North Texas (11/12/19)	
Career: 11 at Elon (02/21/9)	--
REBOUNDS	SEC ONLY
Season: 6 vs Rice (11/05/19)	
Career: 10 (2x) last at Mercer (12/21/18)	--
ASSISTS	SEC ONLY
Season: --	
Career: 3 vs UNC Greensboro (11/13/18)	--
STEALS	SEC ONLY
Season: --	
Career: 4 vs Webber (12/21/16)	--
BLOCKED SHOTS	SEC ONLY
Season: 1 (3x) last vs S Dakota (11/22/19)	
Career: 2 (6x) last vs JMU (02/02/19)	--
MINUTES	SEC ONLY
Season: 22 vs Rice (11/05/19)	
Career: 38 at Ohio State (12/06/16)	--

## JEANTAL CYLLA 2019-20 GAME STATS

Opponent	Date	GS	Min	FG	FGA	Pct	3FG	3A	Pct	FT	FTA	Pct	O	D	Tot	Avg	PF	FO	A	TO	Blk	Stl	Pts	Avg
RICE	11/05/19	21		2	7	.286	0	1	.000	1	2	.500	1	5	6	6.0	2	0	0	2	1	0	5	5.0
NORTH TEXAS	11/12/19	18		1	4	.250	0	3	.000	0	0	.000	0	2	2	4.0	2	0	0	1	0	0	2	3.5
MONTANA	11/16/19	19		0	0	.000	0	0	.000	0	0	.000	1	1	2	3.3	2	0	0	3	0	0	0	2.3
TEXAS SOUTHERN	11/19/19	10		1	3	.333	0	2	.000	0	0	.000	0	1	1	2.8	1	0	0	0	1	0	2	2.3
SOUTH DAKOTA	11/22/19	14		3	7	.429	1	2	.500	0	0	.000	1	3	4	3.0	2	0	0	0	1	0	7	3.2
at Georgia Tech	11/25/19	8		0	2	.000	0	2	.000	0	0	.000	0	1	1	2.7	2	0	0	0	0	0	0	2.7
Totals		0	90	7	23	.304	1	10	.100	1	2	.500	3	13	16	2.7	11	0	0	6	3	0	16	2.7



## JEANTAL CYLLA CAREER STATISTICS

Year	GP	GS	Min	Avg	FG	FGA	Pct	3FG	3FGA	Pct	FT	FTA	Pct	Off	Def	Tot	Avg	PF	FO	Ast	TO	Blk	Stl	Pts	Avg	
2015-16 (FAU)	33	24	870	26.4	105	272	.386	44	128	.344	65	89	.730	25	89	114	3.5	85	4	16	44	15	17	319	9.7	
2016-17 (FAU)	30	30	660	22.0	75	196	.383	23	87	.264	41	56	.732	28	70	98	3.3	58	0	13	29	10	13	214	7.1	
2017-18 - REDSHIRTED AT UNCW																										
2018-19 (UNCW)	33	32	930	28.2	156	365	.427	33	106	.311	106	125	.848	48	103	151	4.6	86	2	18	46	17	17	451	13.7	
2019-20 (ARK)	6	0	90	15.0	7	24	.292	1	11	.091	1	2	.500	3	13	16	2.7	11	0	0	6	3	0	16	2.7	
TOTAL	102	86	2550	25.0	343	857	.400	101	332	.304	213	272	.783	104	275	379	3.7	240	6	47	125	45	47	1000	9.8	



1

## ISAIAH JOE

G • So. • 6-5 • 167

Fort Smith, Ark. || Fort Smith Northside HS

- **JERRY WEST SHOOTING GUARD OF THE YEAR WATCH LIST • VOTE:** <http://www.hoophallawards.com/men/vote.php>  
 • **2019-20 Preseason All-SEC (2nd Team Coaches and Media)**

• 3PT Att	56	29th NCAA	1st SEC	• 3PT FG/GM	3.33	19th NCAA	2nd SEC
• Steals/Gm	2.33	51st NCAA	2nd SEC	• Minutes/GM	36:57	15th NCAA	2nd SEC
• 3PT FG%	.357	126th NCAA	7th SEC	• Points/Gm	16.7	138th NCAA	9th SEC

- Games in double figure points: 32 for career • 3 for 2019-20 Games Making 3+ 3's: 24 for career • 4 for 2019-20

**"Everyone talks about Isaiah's offense but, in reality, his man hardly ever scores."**  
 - Arkansas head coach Eric Musselman

- Has **five-plus rebounds in 4-of-6 games** • **Led the team in assists in 3-of-6 games** • **Has two games with 5+ steals**

## 2019-20 HIGHLIGHTS:

- Scored 24 in the season opener versus Rice with a **career-high seven assists**.
- Tied Mason Jones with a team-high 16 points versus North Texas ... Was 4-of-6 from 3-point range, making his last four.
- After a slow start vs Texas Southern, had 33 points and five steals – both were one shy of career highs ... In the first half, was 0-of-4 from 3-point range (team was 0-of-13) with four points ... Opened second half with a trey and had 29 points with four steals in the period, making 6-of-9 from 3-point range ... Also was 9-of-11 at the free throw line – both career bests.
- Had a **career-high nine rebounds** and **tied a career-high with six steals** in the win at Georgia Tech ... One of his steals was huge in overtime ... After missing a 3 in the deep right corner, Joe sprinted down the court and intercepted a pass in the lane that would have been an easy layup for Tech.

## ISAIAH JOE 2019-20 GAME STATS

Opponent	Date	GS	Min	FG	FGA	Pct	3FG	3A	Pct	FT	FTA	Pct	O	D	Tot	Avg	PF	FO	A	TO	Blk	Stl	Pts	Avg	
RICE	11/05/19	*	32	10	18	.556	4	11	.364	0	0	.000	0	5	5	5.0	1	0	7	5	0	0	24	24.0	
NORTH TEXAS	11/12/19	*	38	5	9	.556	4	6	.667	2	2	1.000	0	3	3	4.0	0	0	2	3	1	3	16	20.0	
MONTANA	11/16/19	*	37	2	13	.154	2	9	.222	3	5	.600	0	5	5	4.3	1	0	2	0	0	0	9	16.3	
TEXAS SOUTHERN	11/19/19	*	37	9	20	.450	6	13	.462	9	11	.818	3	1	4	4.3	2	0	1	1	0	5	33	20.5	
SOUTH DAKOTA	11/22/19	*	35	2	10	.200	1	6	.167	0	0	.000	2	3	5	4.4	2	0	5	1	0	0	5	17.4	
at Georgia Tech	11/25/19	*	43	4	15	.267	3	11	.273	2	2	1.000	0	9	9	5.2	3	0	1	1	0	6	13	16.7	
Totals			6	222	32	85	.376	20	56	.357	16	20	.800	5	26	31	5.2	9	0	18	11	1	14	100	16.7

## • PERSONAL BESTS •

POINTS	SEC ONLY
Season: 33 vs TX Southern (11/19/19)	
Career: 34 vs. FIU (12/01/18)	23 (2x), last vs. Mizzou (01/23/19)
FG MADE	SEC ONLY
Season: 10 vs Rice (11/05/19)	
Career: 11 vs. FIU (12/01/18)	8 vs. Missouri (01/23/19)
FG ATTEMPTED	SEC ONLY
Season: 20 vs TX Southern (11/19/19)	
Career: 20 vs TX Southern (11/19/19)	18 at Auburn (02/20/19)
3-POINT FG MADE	SEC ONLY
Season: 6 vs TX Southern (11/19/19)	
Career: 10 vs. FIU (12/01/18)	7 (2x), last vs. Mizzou (01/23/19)
3-PT FG ATTEMPTS	SEC ONLY
Season: 13 vs TX Southern (11/19/19)	
Career: 14 at Auburn (02/20/19)	14 at Auburn (02/20/19)
FT MADE	SEC ONLY
Season: 9 vs TX Southern (11/19/19)	
Career: 9 vs TX Southern (11/19/19)	8 vs. Texas A&M (02/23/19)
FT ATTEMPTED	SEC ONLY
Season: 11 vs TX Southern (11/19/19)	
Career: 11 vs TX Southern (11/19/19)	9 vs. Texas A&M (02/23/19)
REBOUNDS	SEC ONLY
Season: 9 at Georgia Tech (11/25/19)	
Career: 9 at Georgia Tech (11/25/19)	6 (2x), last vs. Alabama (03/09/19)
ASSISTS	SEC ONLY
Season: 7 vs Rice (11/05/19)	
Career: 7 vs Rice (11/05/19)	5 vs. Vanderbilt (02/05/19)
STEALS	SEC ONLY
Season: 6 at Georgia Tech (11/25/19)	
Career: 6 (2x) last at Ga Tech (11/25/19)	6 vs Alabama (03/09/19)
BLOCKED SHOTS	SEC ONLY
Season: --	
Career: 2 vs. Ole Miss (03/02/19)	2 vs. Ole Miss (03/02/19)
MINUTES	SEC ONLY
Season: 43 at Georgia Tech (11/25/19)	
Career: 43 at Georgia Tech (11/25/19)	37 at Auburn (02/20/19)



## ISAIAH JOE CAREER STATISTICS

Year	GP	GS	Min	Avg	FG	FGA	Pct	3FG	3FGA	Pct	FT	FTA	Pct	Off	Def	Tot	Avg	PF	FO	Asst	TO	Blk	Stl	Pts	Avg
2018-19	34	34	1024	30.1	148	358	.413	113	273	.414	62	82	.756	21	73	94	2.8	64	0	58	42	5	51	471	13.9
2019-20	6	6	222	37.0	32	85	.376	20	56	.357	16	20	.800	5	26	31	5.2	9	0	18	11	1	14	100	16.7
TOTAL	40	40	1246	31.2	180	443	.406	133	329	.404	78	102	.765	26	99	125	3.1	73	0	76	53	6	65	571	14.3

2

# ADRIO BAILEY

F • Sr. • 6-6 • 217  
Clarence, La. || Lakeview HS

## DOUBLE-DOUBLES (1)

2019-20 (Sr.)

Opp	Pts	Rebs
Montana	12	11

- Represents Arkansas on the SEC Men's Basketball Leadership Council and member of the Arkansas Student-Athlete Advisory Committee ... **Named to the 2019 SEC Community Service Team** ... Voted team tri-captain for the 2018-19 season.
- Ranks 4th in the SEC in steals (2.2/game • 1 total)

**IN THE SEC:** 4th in steals/gm (2.17) • 7th in blocked shots/gm (1.67) • 8th in double-doubles (1)


### 2019-20 HIGHLIGHTS:.....SIX GAMES • FIVE CAREER HIGHS

- Pulled down a **then career-high** nine rebounds and tied **then career-high** with three steals versus Rice.
- Had a **career-high four steals** versus North Texas.
- Recorded **first career double-double** with 12 points and **career-high 11 rebounds** in the win over Montana.
- Accounted for five of Arkansas' five blocked shots vs. Texas Southern ... The five rejections **tied a career high**.
- Tied a **career-high with three assistss** at Georgia Tech.

## ADRIO BAILEY 2019-20 GAME STATS

Opponent	Date	GS	Min	FG	FGA	Pct	3FG	3A	Pct	FT	FTA	Pct	O	D	Tot	Avg	PF	FO	A	TO	Blk	Stl	Pts	Avg	
RICE	11/05/19	*	21	4	7	.571	0	0	.000	0	0	.000	2	7	9	9.0	3	0	1	3	1	3	8	8.0	
NORTH TEXAS	11/12/19	*	28	3	4	.750	1	2	.500	1	2	.500	2	3	5	7.0	1	0	0	1	1	4	8	8.0	
MONTANA	11/16/19	*	31	4	7	.571	0	1	.000	4	6	.667	5	6	11	8.3	4	0	1	1	1	0	12	9.3	
TEXAS SOUTHERN	11/19/19	*	17	2	6	.333	0	1	.000	0	0	.000	1	3	4	7.3	3	0	3	0	5	1	4	8.0	
SOUTH DAKOTA	11/22/19	*	21	3	7	.429	1	11	.000	0	0	.000	0	3	3	6.4	4	0	0	1	1	3	7	7.8	
at Georgia Tech	11/25/19	*	32	3	5	.600	0	0	.000	2	2	1.000	0	2	2	5.7	3	0	3	3	1	2	8	7.8	
Totals			6	150	19	36	.528	2	5	.400	7	10	.700	10	24	34	5.7	18	0	8	9	10	13	47	7.8

PERSONAL BESTS	
POINTS	SEC ONLY
Season: 12 vs Montana (11/16/19)	
Career: 20 vs. UC Davis (11/12/18)	10 at Mississippi State (01/02/18)
FG MADE	SEC ONLY
Season: 4 (2x) last vs Montana (11/16/19)	
Career: 7 (2x), last vs. Samford (11/10/17)	5 at Mississippi State (01/02/18)
FG ATTEMPTED	SEC ONLY
Season: 4 (2x) last vs Montana (11/16/19)	
Season: 9 at Tennessee (01/15/19)	9 at Tennessee (01/15/19)
3-POINT FG MADE	SEC ONLY
Season: 1 (2x) last vs S Dakota (11/22/19)	
Career: 1 (4x), last at S Dakota (11/22/19)	1 at LSU (02/02/19)
3-PT FG ATTEMPTS	SEC ONLY
Season: 2 vs North Texas (11/12/19)	
Career: 2 vs. UC Davis (11/12/18)	--
FT MADE	SEC ONLY
Season: 4 vs Montana (11/16/19)	
Career: 9 vs. UC Davis (11/12/18)	3 vs Alabama (03/09/19)
FT ATTEMPTED	SEC ONLY
Season: 6 vs Montana (11/16/19)	
Career: 11 vs. UC Davis (11/12/18)	6 vs. South Carolina (03/08/18)
REBOUNDS	SEC ONLY
Season: 11 vs Montana (11/16/19)	
Career: 11 vs Montana (11/16/19)	6 (2x), last at USC (02/09/19)
ASSISTS	SEC ONLY
Season: 3 at Georgia Tech (11/25/19)	
Career: 3 (4x), last at Ga Tech (11/25/19)	3 (3x), last vs. LSU (01/12/19)
STEALS	SEC ONLY
Season: 4 vs North Texas (11/12/19)	
Career: 4 vs North Texas (11/12/19)	3 at South Carolina (02/09/19)
BLOCKED SHOTS	SEC ONLY
Season: 5 vs TX Southern (11/19/19)	
Career: 5 (2x) last vs TX Southern (11/19/19)	2 (2x), last at Vandv (03/06/19)
MINUTES	SEC ONLY
Season: 32 at Georgia Tech (11/25/19)	
Career: 35 vs Texas (11/09/18)	27 vs. Miss State (02/16/19)



## ADRIO BAILEY CAREER STATISTICS

Year	GP	GS	Min	Avg	FG	FGA	Pct	3FG	3FGA	Pct	FT	FTA	Pct	Off	Def	Tot	Avg	PF	FO	Ast	TO	Blk	Stl	Pts	Avg
2016-17	27	2	200	7.4	22	39	.564	0	0	.000	6	19	.316	13	22	35	1.3	29	0	7	11	7	14	50	1.9
2017-18	31	16	439	14.2	53	98	.541	0	0	.000	20	33	.606	29	50	79	2.5	59	1	17	18	23	15	126	4.1
2018-19	34	26	634	18.6	76	171	.444	2	12	.167	36	57	.632	27	74	101	3.0	89	2	25	27	25	25	190	5.6
2019-20	6	6	150	25.0	19	36	.528	2	5	.400	7	10	.700	10	24	34	5.7	18	0	8	9	10	13	47	7.8
TOTAL	98	50	1423	14.5	170	344	.494	4	17	.235	69	119	.580	79	170	249	2.5	195	3	57	65	65	67	413	4.2



3

## DESI SILLS

G • So. • 6-1 • 196

Jonesboro, Ark. || Jonesboro HS

- Snapped an 0-of-17 streak from 3-point range before hitting his second attempt vs South Dakota.  
^ Has made a 3-pointer in back-to-back games (2-of-9).
- Although he did not have enough attempts to qualify for NCAA/SEC last season, led the team in 3PT% (.460).
- Got off to a slow start from 3-point range last season as well ... Was 7-of-his first-18 (.389) and 11-of-34 (.324) before finishing the season 19-of-28 (.679).

## 2019-20 HIGHLIGHTS:

- Had a **career-high** and tied for the team lead with six rebounds versus North Texas ... Added his **first career blocked shot**.
- Scored 10 points, including eight in the first half, vs. Texas Southern.
- Pumped in 11 points at Georgia Tech, including three shots at the rim over one of the nation's top shot blockers James Banks III (who was leading the NCAA with 5.67 blocks/game) ... Led team with season-high four assists while grabbing four rebounds.

## • PERSONAL BESTS •

## POINTS

Season: 11 at Georgia Tech (11/25/19)  
Career: 18 at Indiana (03/23/19)

## SEC ONLY

15 at Kentucky (02/26/19)

## FG MADE

Season: 5 at Georgia Tech (11/25/19)  
Career: 6 at Indiana (03/23/19)

## SEC ONLY

5 at Texas A&amp;M (01/05/19)

## FG ATTEMPTED

Season: 15 vs Texas Southern (11/19/19)  
Career: 15 vs Texas Southern (11/19/19)

## SEC ONLY

9 at Texas A&amp;M (01/05/19)

## 3-POINT FG MADE

Season: 1 (2x) last at Ga Tech (11/25/19)  
Career: 4 at Indiana (03/23/19)

## SEC ONLY

3 (3x) last at Alabama (03/09/19)

## 3-PT FG ATTEMPTS

Season: 6 vs South Dakota (11/22/19)  
Career: 6 (3x), last vs S Dakota (11/22/19)

## SEC ONLY

6 at Texas A&amp;M (01/05/19)

## FT MADE

Season: 3 vs North Texas (11/12/19)  
Career: 5 at Auburn (02/21/19)

## SEC ONLY

5 at Auburn (02/21/19)

## FT ATTEMPTED

Season: 5 vs North Texas (11/12/19)  
Career: 8 at Auburn (02/21/19)

## SEC ONLY

8 at Auburn (02/21/19)

## REBOUNDS

Season: 6 vs North Texas (11/12/19)  
Career: 6 vs North Texas (11/12/19)

## SEC ONLY

4 at Auburn (02/21/19)

## ASSISTS

Season: 4 at Georgia Tech (11/25/19)  
Career: 6 vs. FIU (12/01/18)

## SEC ONLY

5 vs. LSU (01/12/19)

## STEALS

Season: 2 vs Montana (11/16/19)  
Career: 3 vs. Ole Miss (02/02/19)

## SEC ONLY

3 vs. Ole Miss (02/02/19)

## BLOCKED SHOTS

Season: 1 vs North Texas (11/12/19)  
Career: 1 vs North Texas (11/12/19)

## SEC ONLY

--

## MINUTES

Season: 39 at Georgia Tech (11/25/19)  
Career: 39 at Georgia Tech (11/25/19)

## SEC ONLY

29 at Kentucky (02/26/19)

## DESI SILLS 2019-20 GAME STATS

Opponent	Date	GS	Min	FG	FGA	Pct	3FG	3A	Pct	FT	FTA	Pct	O	D	Tot	Avg	PF	FO	A	TO	Blk	Stl	Pts	Avg	
RICE	11/05/19	*	29	4	8	.500	0	3	.000	0	0	.000	0	1	1	1.0	3	0	2	3	0	1	8	8.0	
NORTH TEXAS	11/12/19	*	34	3	8	.375	0	4	.000	3	5	.600	0	6	6	3.5	2	0	1	2	1	1	9	8.5	
MONTANA	11/16/19	*	25	2	8	.250	0	4	.000	1	2	.500	1	2	3	3.3	4	0	0	3	0	2	5	7.3	
TEXAS SOUTHERN	11/19/19	*	30	4	15	.267	0	5	.000	2	2	1.000	2	0	2	3.0	2	0	2	1	0	1	10	8.0	
SOUTH DAKOTA	11/22/19	*	24	2	8	.250	1	6	.167	1	1	1.000	0	4	4	3.2	2	0	1	3	0	0	6	7.6	
at Georgia Tech	11/25/19	*	39	5	9	.556	1	3	.333	0	0	.000	2	2	4	3.3	4	0	4	2	0	1	11	8.2	
Totals			6	181	20	56	.357	2	25	.080	7	10	.700	5	15	20	3.3	17	0	10	14	1	6	49	8.2

## DESI SILLS CAREER STATISTICS

Year	GP	GS	Min	Avg	FG	FGA	Pct	3FG	3FGA	Pct	FT	FTA	Pct	Off	Def	Tot	Avg	PF	FO	Ast	TO	Blk	Stl	Pts	Avg
2018-19	34	8	576	16.9	55	125	.440	29	63	.460	40	57	.702	12	31	43	1.3	68	2	58	53	0	21	179	5.3
2019-20	6	6	181	30.2	20	56	.357	2	25	.080	7	10	.700	5	16	21	3.5	17	0	10	15	1	6	49	8.2
TOTAL	40	14	757	18.9	75	181	.414	31	88	.352	47	67	.701	17	47	64	1.6	85	2	68	68	1	27	228	5.7



**5**

# JALEN HARRIS

G • Jr. • 6-2 • 166

Wilson, N.C. || Word of God Christian Academy

Played his freshman season at the University of New Mexico, sat out as transfer at Arkansas in 2017-18.

• Has made 8 straight free throws

## LAST SEASON

- 15th in NCAA • 2nd in the SEC in assist-to-turnover ratio (2.86) – 189 assists vs 67 turnovers
- 37th in NCAA • 3rd in the SEC in assists per game (5.6)
- 29th in NCAA • 5th in the SEC in total assists (189)
- Voted team tri-captain ... Had 189 assists to rank seventh on the school's single-season list ... The 189 assists are the most in a season by a Razorback sophomore.

## 2019-20 HIGHLIGHTS:

- Only made eight 3's in 2018-19, but was 2-of-2 from beyond the arc in the season-opening win versus Rice ... Added three steals.
- Led the team with five assists vs Texas Southern, adding five rebounds.

## DOUBLE-DOUBLES (2)

2018-19 (RSo.)

Opp	Pts	Asst
Montana State	11	11
vs UTSA	11	10

## PERSONAL BESTS

POINTS	SEC ONLY
Season: 10 vs Rice (11/05/19)	
Career: 17 at South Carolina (02/09/19)	17 at South Carolina (02/09/19)
FG MADE	SEC ONLY
Season: 3 vs Rice (11/05/19)	
Career: 6 vs Western Ky. (12/08/18)	5 (2x), last at USC (02/09/19)
FG ATTEMPTED	SEC ONLY
Season: 4 (2x) last vs S Dakota (11/22/19)	
Career: 16 at South Carolina (02/09/19)	16 at South Carolina (02/09/19)
3-POINT FG MADE	SEC ONLY
Season: 4 vs South Dakota (11/22/19)	
Career: 2 vs Rice (11/05/19)	1 (4x), last at LSU (02/02/19)
3-PT FG ATTEMPTS	SEC ONLY
Season: 3vs Texas Southern (11/19/19)	
Career: 5 vs. Texas (11/09/18)	3 at Texas A&M (01/05/19)
FT MADE	SEC ONLY
Season: 2 (3x) last vs Montana (11/16/19)	
Career: 8 vs. UTA (01/23/18)	7 at South Carolina (02/09/19)
FT ATTEMPTED	SEC ONLY
Season: 4 vs Rice (11/05/19)	
Career: 11 (2x), last at TX A&M (01/05/19)	11 at Texas A&M (01/05/19)
REBOUNDS	SEC ONLY
Season: 5 vs Texas Southern (11/19/19)	
Career: 9 (2x), last vs. FIU (12/01/18)	6 at Ole Miss (01/19/19)
ASSISTS	SEC ONLY
Season: 5 vs Texas Southern (11/19/19)	
Career: 12 at Colorado State (12/05/18)	10 at Missouri (02/12/19)
STEALS	SEC ONLY
Season: 4 vs Montana (11/12/19)	
Career: 4 (2x) last vs Montana (11/16/19)	3 vs. Missouri (01/23/19)
BLOCKED SHOTS	SEC ONLY
Season: 1 vs Rice (11/05/19)	
Career: 2 vs. Georgia (01/29/19)	2 vs. Georgia (01/29/19)
MINUTES	SEC ONLY
Season: 25 vs Montana (11/16/19)	
Career: 39 vs. Texas (11/09/18)	36 at Texas A&M (01/05/19)

## JALEN HARRIS 2019-20 GAME STATS

Opponent	Date	GS	Min	FG	FGA	Pct	3FG	3A	Pct	FT	FTA	Pct	O	D	Tot	Avg	PF	FO	A	TO	Blk	Stl	Pts	Avg
RICE	11/05/19	22		3	4	.750	2	2	1.000	2	4	.500	0	4	4	4.0	4	0	1	2	1	3	10	10.0
NORTH TEXAS	11/12/19	18		0	2	.000	0	2	.000	2	2	1.000	0	0	0	2.0	4	0	1	1	1	0	2	6.0
MONTANA	11/16/19	25		1	1	1.000	1	1	1.000	2	2	1.000	1	0	1	1.7	2	0	0	0	0	4	5	5.7
TEXAS SOUTHERN	11/19/19	24		1	4	.250	0	3	.000	0	0	.000	0	5	5	2.5	3	0	5	3	0	1	2	4.8
SOUTH DAKOTA	11/22/19	23		2	5	.400	0	2	.000	4	4	1.000	0	1	1	2.2	1	0	2	0	0	0	8	5.4
at Georgia Tech	11/25/19	8		0	2	.000	0	1	.000	0	0	.000	0	0	0	1.8	1	0	1	1	0	0	0	4.5
Totals		0	120	7	18	.389	3	11	.273	10	12	.833	1	10	11	1.8	15	0	10	7	2	8	27	4.5

## JALEN HARRIS CAREER STATISTICS

Year	GP	GS	Min	Avg	FG	FGA	Pct	3FG	3FGA	Pct	FT	FTA	Pct	Off	Def	Tot	Avg	PF	FO	Ast	TO	Blk	Stl	Pts	Avg
2016-17 (UNW)	31	18	639	20.6	47	107	.439	7	27	.259	38	51	.745	2	54	56	1.8	64	0	72	40	3	25	139	4.5
2017-18 - REDSHIRTED AT ARKANSAS																									
2018-19 (ARK)	34	34	1046	30.8	85	249	.341	8	69	.116	82	119	.689	18	80	98	2.9	75	1	189	66	6	38	260	7.6
2019-20 (ARK)	6	0	120	20.0	7	17	.412	3	10	.300	10	12	.833	1	10	11	1.8	15	0	10	7	2	8	27	4.5
TOTAL	71	52	1805	25.4	139	373	.373	18	106	.170	130	182	.714	21	144	165	2.3	154	1	271	113	11	71	426	6.0



# 12 TY STEVENS

G • Jr. • 6-2 • 180  
Republic, Mo. || Republic HS

Second year walk-on ... Played in two games for a total of two minutes last season ... Lone points came on an old-fashion 3-point play at Vanderbilt.

## 2019-20 HIGHLIGHTS:

- Saw action in the season-opening win over Rice.
- Has his second career shot attempt in the win over Texas Southern.

## TY STEVENS 2019-20 GAME STATS

Opponent	Date	GS	Min	FG	FGA	Pct	3FG	3A	Pct	FT	FTA	Pct	O	D	Tot	Avg	PF	FO	A	TO	Blk	Stl	Pts	Avg
RICE	11/05/19	2		0	0	.000	0	0	.000	0	1	.000	0	0	0	0.0	0	0	0	0	0	0	0	0.0
NORTH TEXAS	11/12/19	DNP																						
MONTANA	11/16/19	DNP																						
TEXAS SOUTHERN	11/19/19	1		0	1	.000	0	0	.000	0	0	.000	0	0	0	0.0	0	0	0	0	0	0	0	0.0
SOUTH DAKOTA	11/22/19	DNP																						
at Georgia Tech	11/25/19	DNP																						
Totals		0	3	0	1	.000	0	0	.000	0	1	.000	0	0	0	0.0	0	0	0	0	0	0	0	0.0

## PERSONAL BESTS

POINTS	SEC ONLY
Season:	
Career: 3 at Vanderbilt (03/06/19)	3 at Vanderbilt (03/06/19)
FG MADE	SEC ONLY
Season:	
Career: 1 at Vanderbilt (03/06/19)	1 at Vanderbilt (03/06/19)
FG ATTEMPTED	SEC ONLY
Season: 1 vs Texas Southern (11/19/19)	
Career: 1 (2x) last vs TX Southern (11/19/19)	1 at Vanderbilt (03/06/19)
3-POINT FG MADE	SEC ONLY
Season:	
Career: --	--
3-PT FG ATTEMPTS	SEC ONLY
Season:	
Career: --	--
FT MADE	SEC ONLY
Season:	
Career: 1 at Vanderbilt (03/06/19)	1 at Vanderbilt (03/06/19)
FT ATTEMPTED	SEC ONLY
Season: 1 vs Rice (11/05/19)	
Career: 1 (2x) last vs Rice (11/05/19)	1 at Vanderbilt (03/06/19)
REBOUNDS	SEC ONLY
Season:	
Career: --	--
ASSISTS	SEC ONLY
Season:	
Career: --	--
STEALS	SEC ONLY
Season:	
Career: --	--
BLOCKED SHOTS	SEC ONLY
Season:	
Career: --	--
MINUTES	SEC ONLY
Season: 2 vs Rice (11/05/19)	
Career: 2 vs Rice (11/05/19)	--



## TY STEVENS CAREER STATISTICS

Year	GP	GS	Min	Avg	FG	FGA	Pct	3FG	3FGA	Pct	FT	FTA	Pct	Off	Def	Tot	Avg	PF	FO	Ass	TO	Blk	Stl	Pts	Avg
2018-19	2	0	2	1.0	1	1	1.000	0	0	.000	1	1	1.000	0	0	0	0.0	0	0	0	0	0	0	3	1.5
2019-20	2	0	2	1.0	0	1	.000	0	0	.000	0	1	.000	0	0	0	0.0	0	0	0	0	0	0	0	0.0
TOTAL	4	0	4	1.0	1	2	.500	0	0	.000	1	2	.500	0	0	0	0.0	0	0	0	0	0	0	3	0.8



# 13 EMEKA OBUKWELU

F • R.Jr. • 6-8 • 222  
Plano, Texas || Plano West HS

Pronounced eh-MECK-uh Oh-Boo-QUAY-Lu ... Played two seasons at Texas-Tyler before transferring to Arkansas ... Second year walk-on.

## 2019-20 HIGHLIGHTS:

- Only played the final minute in the season-opening win over Rice, but grabbed three rebounds.

## DOUBLE-DOUBLES (9)

2017-18 (So.)

Opp	Pts	Rebs
at Texas Lutheran	28	13
at Southwestern (TX)	26	13
at Austin Rhodes	27	12
Colorado College	43	17
at Howard Payne	19	14
Louisiana College	14	11
at UT Dallas	25	13
LeTourneau	19	10
	33	11

## PERSONAL BESTS

POINTS	SEC ONLY
Season: Career: 43 vs Rhodes (12/03/17)	--
FG MADE	SEC ONLY
Season: Career: 20 vs Rhodes (12/03/17)	--
FG ATTEMPTED	SEC ONLY
Season: Career: 26 at LeTourneau (02/01/18)	--
3-POINT FG MADE	SEC ONLY
Season: Career: --	--
3-PT FG ATTEMPTS	SEC ONLY
Season: Career: 1 (2x) last at Hardin-Simmons (12/07/17)	--
FT MADE	SEC ONLY
Season: Career: 6 (2x) last at Louisiana Coll. (02/17/18)	--
FT ATTEMPTED	SEC ONLY
Season: Career: 10 at Willamette (11/18/16)	--
REBOUNDS	SEC ONLY
Season: 3 vs Rice (11/05/19) Career: 20 vs Rhodes (12/03/17)	--
ASSISTS	SEC ONLY
Season: Career: 4 at Rust (01/19/17)	--
STEALS	SEC ONLY
Season: Career: 2 (2x) last at Louisiana Coll. (02/17/18)	--
BLOCKED SHOTS	SEC ONLY
Season: Career: 4 vs Belhaven (01/13/18)	--
MINUTES	SEC ONLY
Season: 1 vs Rice (11/05/19) Career: 42 vs Louisiana College (01/11/18)	--

## EMEKA OBUKWELU 2019-20 GAME STATS

Opponent	Date	GS	Min	FG	FGA	Pct	3FG	3A	Pct	FT	FTA	Pct	O	D	Tot	Avg	PF	FO	A	TO	Blk	Stl	Pts	Avg
RICE	11/05/19	1		0	0	.000	0	0	.000	0	0	.000	1	2	3	3.0	0	0	0	0	0	0	0	0.0
NORTH TEXAS	11/12/19	DNP																						
MONTANA	11/16/19	DNP																						
TEXAS SOUTHERN	11/19/19	DNP																						
SOUTH DAKOTA	11/22/19	DNP																						
at Georgia Tech	11/25/19	DNP																						
TOTALS		1		0	0	.000	0	0	.000	0	0	.000	1	2	3	3.0	0	0	0	0	0	0	0	0.0



## EMEKA OBUKWELU CAREER STATISTICS

Year	GP	GS	Min	Avg	FG	FGA	Pct	3FG	3FGA	Pct	FT	FTA	Pct	Off	Def	Tot	Avg	PF	FO	Ast	TO	Blk	Stl	Pts	Avg
2016-17 (UT-T)	26	15	462	17.8	79	131	.603	0	0	.000	20	45	.444	33	66	99	3.8	79	1	25	23	4	2	178	6.9
2017-18 (UT-T)	26	26	751	28.9	227	335	.677	0	2	.000	56	87	.644	55	147	202	7.8	79	5	38	56	9	8	510	19.6
2017-18 - REDSHIRTED AT ARKANSAS																									
2018-19 (ARK)	1	0	1	1.0	0	0	.000	0	0	.000	0	0	.000	1	2	3	3.0	0	0	0	0	0	0	0	0.0
All*	53	41	1214	22.9	306	466	.657	0	2	.000	76	132	.576	89	215	304	5.7	158	6	63	79	13	10	688	13.0

15

## MASON JONES

G • Jr. • 6-5 • 200

Desoto, Texas || Triple A Academy

• Steals/Gm	2.67	19th NCAA	1st SEC	• Total Steals	16	31st NCAA	1st SEC
• FT Made	34	25th NCAA	2nd SEC	• FT Pct	91.9%	36th NCAA	3rd SEC
• Points/Gm	18.5	75th NCAA	6th SEC	• FG Pct	50.0%	167th NCAA	14th SEC

- Games in double figure points: 24 for career ● 5 for 2019-20
- Made 3+ 3's: 15 for career ● 2 for 2019-20
- Led team in scoring: 14 for career (11-3) ● 4 for 2019-20 (4-0)
- Led team in assists: 10 for career ● 1 for 2019-20
- Led team in steals: 6 for career ● 2 for 2019-20
- Led the team in rebounding: 6 for career ● 2 for 2019-20

## • SEC PLAYER OF THE WEEK (Nov. 11): 32 pts - 7 rebs - 5 steals in season-opening win over Rice.

- Made his first 27 from the free throw line this season – and 36 straight dating back to last season – before missing his first FT attempt at Georgia Tech.

- Only making 29% of his 3's but is shooting 50% from the field overall ... **Inside the 3-point line, Jones is 25-of-37 (67.6%).**

## 2019-20 HIGHLIGHTS:

- Named **SEC Player of the Week** as he scored career-high 32 in the season opener versus Rice – the 2nd-highest point production by a Razorback in a season opener ... Also had career highs in FG made (12), FG att (18) and steals (5).
- Led the team in scoring (16), rebounds (6) and assists (2) in the win over North Texas.
- Led the team in scoring (19), assists (4), steals (4) and blocked shots (1) in the win over Montana.
- Only scored six points vs TX Southern but had a career-high two blocked shots.
- Made a **game-winning 3-pointer with 0.1 seconds left in overtime** (Arkansas' only points in OT) at Georgia Tech for a 62-61 win ... Scored 24 points with seven rebounds and five steals.

## MASON JONES 2019-20 GAME STATS

Opponent	Date	GS	Min	FG	FGA	Pct	3FG	3A	Pct	FT	FTA	Pct	O	D	Tot	Avg	PF	FO	A	TO	Blk	Stl	Pts	Avg	
RICE	11/05/19	*	33	12	18	.667	4	8	.500	4	4	1.000	1	6	7	7.0	0	0	3	3	0	5	32	32.0	
NORTH TEXAS	11/12/19	*	29	3	8	.375	1	5	.200	9	9	1.000	2	4	6	6.5	2	0	2	1	0	0	16	24.0	
MONTANA	11/16/19	*	35	5	13	.385	1	5	.200	8	8	1.000	3	2	5	6.0	2	0	4	2	1	4	19	22.3	
TEXAS SOUTHERN	11/19/19	*	20	2	4	.500	0	2	.000	2	2	1.000	0	2	2	5.0	2	0	1	4	2	1	6	18.3	
SOUTH DAKOTA	11/22/19	*	33	5	12	.417	0	3	.000	4	4	1.000	1	6	7	5.4	4	0	0	3	0	1	14	17.4	
at Georgia Tech	11/25/19	*	39	7	13	.538	3	8	.375	7	10	.700	0	7	7	5.7	4	0	3	6	0	5	24	18.5	
Totals			6	189	34	68	.500	9	31	.290	34	37	.919	7	27	34	5.7	14	0	13	19	3	16	111	18.5

## • PERSONAL BESTS •

POINTS	SEC ONLY
Season: 32 vs Rice (11/05/19)	
Career: 32 vs Rice (11/05/19)	30 (2x), last vs. Miss State (02/16/19)
FG MADE	SEC ONLY
Season: 12 vs Rice (11/05/19)	
Career: 12 vs Rice (11/05/19)	9 vs. Miss State (02/16/19)
FG ATTEMPTED	SEC ONLY
Season: 18 vs Rice (11/05/19)	
Career: 18 (2x) last vs Rice (11/05/19)	18 vs. Miss State (02/16/19)
3-POINT FG MADE	SEC ONLY
Season: 4 vs Rice (11/05/19)	
Career: 6 vs. Ole Miss (03/02/19)	6 vs Ole Miss (03/02/19)
3-PT FG ATTEMPTS	SEC ONLY
Season: 8 vs Rice (11/05/19)	
Career: 13 vs Ga Tech (12/19/18)	11 (2x), last vs. Miss State (02/16/19)
FT MADE	SEC ONLY
Season: 9 vs North Texas (11/12/19)	
Career: 12 vs. Florida (01/09/19)	12 vs. Florida (01/09/19)
FT ATTEMPTED	SEC ONLY
Season: 9 vs North Texas (11/12/19)	
Career: 13 vs. Fla (01/09/19)	13 vs. Florida (01/09/19)
REBOUNDS	SEC ONLY
Season: 7 (3x) last at Ga Tech (11/25/19)	
Career: 10 vs. FIU (12/01/18)	6 (3x), last at Vandy (03/06/19)
ASSISTS	SEC ONLY
Season: 3 (2x) last at Ga Tech (11/25/19)	
Career: 7 vs. Indiana (11/18/18)	5 (3x), last at Vandy (03/06/19)
STEALS	SEC ONLY
Season: 5 (2x) last at Ga Tech (11/25/19)	
Career: 5 (2x) last at Ga Tech (11/25/19)	3 at Vanderbilt (03/06/19)
BLOCKED SHOTS	SEC ONLY
Season: 2 vs Texas Southern (11/19/19)	
Career: 2 vs Texas Southern (11/19/19)	1 (4x), last at USC (02/02/19)
MINUTES	SEC ONLY
Season: 38 at Georgia Tech (11/25/19)	
Career: 38 (3x) last at Ga Tech (11/25/19)	38 vs. LSU (01/12/19)



## MASON JONES CAREER STATISTICS

Year	GP	GS	Min	Avg	FG	FGA	Pct	3FG	3FGA	Pct	FT	FTA	Pct	Off	Def	Tot	Avg	PF	FO	Ast	TO	Blk	Stl	Pts	Avg
2018-19	34	26	996	29.3	136	337	.404	76	208	.365	115	143	.804	18	114	132	3.9	77	2	96	61	5	31	463	13.6
2019-20	6	6	189	31.5	34	68	.500	9	31	.290	34	37	.919	7	27	34	5.7	14	0	13	19	3	16	111	18.5
TOTAL	40	32	1185	29.6	170	405	.420	85	239	.356	149	180	.828	25	141	166	4.2	91	2	109	80	8	47	574	14.4

# 24 ETHAN HENDERSON

F • So. • 6-8 • 210  
Little Rock, Ark. || Parkview Magnet HS

Last season, played in 12 games and scored 11 points ... Had a breakout game at Providence in the first round of the NIT ... In the first 32 games of the season, Henderson played 28 minutes, was 2-of-3 from the field, scored five points and had six rebounds ... At Providence (Game 33) alone, played 18 minutes, was 3-of-6 from the field, scored six points and had five rebounds.

## 2019-20 HIGHLIGHTS:

- Is 2-of-2 from the field this season and, in 20 minutes of action, has five rebounds and two blocked shots.

## ETHAN HENDERSON 2019-20 GAME STATS

Opponent	Date	GS	Min	FG	FGA	Pct	3FG	3A	Pct	FT	FTA	Pct	O	D	Tot	Avg	PF	FO	A	TO	Blk	Stl	Pts	Avg
RICE	11/05/19	12		1	1	1.000	0	0	.000	0	0	.000	0	3	3	3.0	3	0	0	1	1	1	2	2.0
NORTH TEXAS	11/12/19	DNP																						
MONTANA	11/16/19	DNP																						
TEXAS SOUTHERN	11/19/19	8		1	1	1.000	0	0	.000	0	0	.000	0	2	2	2.5	0	0	0	1	1	0	2	2.0
SOUTH DAKOTA	11/22/19	DNP																						
at Georgia Tech	11/25/19	DNP																						
Totals		0	20	2	2	1.000	0	0	.000	0	0	.000	0	5	5	2.5	3	0	0	2	2	1	4	2.0

## • PERSONAL BESTS •

<b>POINTS</b>	<b>SEC ONLY</b>
Season: 2 (2x) last vs TX Southern (11/19/19)	
Career: 6 at Providence (03/19/19)	2 at Tennessee (01/15/19)
<b>FG MADE</b>	<b>SEC ONLY</b>
Season: 1 (2x) last vs TX Southern (11/19/19)	
Career: 3 at Providence (03/19/19)	1 at Tennessee (01/15/19)
<b>FG ATTEMPTED</b>	<b>SEC ONLY</b>
Season: 1 (2x) last vs TX Southern (11/19/19)	
Career: 6 at Providence (03/19/19)	1 (2x), last vs. Georgia (01/29/19)
<b>3-POINT FG MADE</b>	<b>SEC ONLY</b>
Season: --	
Career: --	--
<b>3-PT FG ATTEMPTS</b>	<b>SEC ONLY</b>
Season: --	
Career: --	--
<b>FT MADE</b>	<b>SEC ONLY</b>
Season: --	
Career: 1 vs FIU (12/01/18)	--
<b>FT ATTEMPTED</b>	<b>SEC ONLY</b>
Season: --	
Career: 2 vs FIU (12/01/18)	--
<b>REBOUNDS</b>	<b>SEC ONLY</b>
Season: 3 vs Rice (11/05/19)	
Career: 5 at Providence (03/19/19)	1 at Tennessee (01/15/19)
<b>ASSISTS</b>	<b>SEC ONLY</b>
Season: --	
Career: 1 vs UTA (11/23/18)	--
<b>STEALS</b>	<b>SEC ONLY</b>
Season: 1 vs Rice (11/05/19)	
Career: 2 at Tennessee (01/15/19)	2 at Tennessee (01/15/19)
<b>BLOCKED SHOTS</b>	<b>SEC ONLY</b>
Season: 1 (2x) last vs TX Southern (11/19/19)	
Career: 1 (4x), last vs TX SOU (11/19/19)	1 at Auburn (02/20/19)
<b>MINUTES</b>	<b>SEC ONLY</b>
Season: 12 vs Rice (11/05/19)	
Career: 18 at Providence (03/19/19)	4 at Tennessee (01/15/19)



## ETHAN HENDERSON CAREER STATISTICS

Year	GP	GS	Min	Avg	FG	FGA	Pct	3FG	3FGA	Pct	FT	FTA	Pct	Off	Def	Tot	Avg	PF	FO	Ast	TO	Blk	Stl	Pts	Avg
2018-19	12	0	51	4.3	5	10	.500	0	0	.000	1	3	.333	3	9	12	1.0	6	0	1	3	2	3	11	0.9
2019-20	2	0	20	10.0	2	2	1.000	0	0	.000	0	0	.000	0	5	5	2.5	3	0	0	2	2	1	4	2.0
TOTAL	14	0	71	5.1	7	12	.583	0	0	.000	1	3	.333	3	14	17	1.2	9	0	1	5	4	4	15	1.1



33

## JIMMY WHITT JR.

G • Gr. Sr. • 6-3 • 175  
Columbia, Mo. || Hickman HS

Began his career at Arkansas before transferring to SMU, returns to the Razorbacks for the 2019-20 season as a graduate transfer ... Received his B.S. in Sport Management from SMU in May 2019 ... Is pursuing an M.Ed. in Adult and Lifelong Learning ... His brother, Marcus, was a graduate assistant on Coach Musselman's staff at Nevada.

- Has played 130 minutes and 45 seconds without a turnover. (The final 17:44 vs Montana, 33:46 minutes versus Texas Southern, 35:28 minutes versus South Dakota and 43:47 minutes versus Georgia Tech.

**"Jimmy may be the best rebounding point guard in the nation."**

- Arkansas head coach Eric Musselman

- Only needs 14 points for 1,000, and 21 assists for 300
- Games in double figure points: 48 for career • 3 for 2019-20
- Games with 5+ assists: 20 • career / 1 • 2019-20

## 2019-20 HIGHLIGHTS:

- Had five assists in the season-opening win over Rice.
- Pumped in 13 points with three steals and two assists versus North Texas.
- Nearly had a double-double with 14 points and seven rebounds versus Montana.
- Record his **sixth career double-double** – first as a Razorback – vs. Texas Southern with 17 points and 10 rebounds ... In the first half, was 5-of-6 from the field for 11 points with seven boards.
- Whitt **tied a career high with 24 points** – his most in a Razorback uniform ... Was 11-of-14 from the field and 2-of-3 from the free throw line ... **Set an Arkansas record** for most points by a guard in the 3-point era without attempting a 3-pointer (@ HogStats.com - the previous mark was 23 points by Corey Beck versus Jackson State on Dec. 18, 1993).
- Only scored six points on 3-of-12 shooting, but played great defense versus GT guard Michael Devoe, getting two blocked shots and holding Devoe to 4-of-16 shooting.

## JIMMY WHITT JR. 2019-20 GAME STATS

Opponent	Date	GS	Min	FG	FGA	Pct	3FG	3A	Pct	FT	FTA	Pct	O	D	Tot	Avg	PF	FO	A	TO	Blk	Stl	Pts	Avg	
RICE	11/05/19	*	28	1	4	.250	0	0	.000	0	0	.000	2	2	4	4.0	0	0	5	2	1	1	2	2.0	
NORTH TEXAS	11/12/19	*	35	5	10	.500	0	0	.000	3	4	.750	0	1	1	2.5	4	0	2	1	1	3	13	7.5	
MONTANA	11/16/19	*	28	6	12	.500	0	0	.000	2	3	.667	2	5	7	4.0	3	0	2	4	0	1	14	9.7	
TEXAS SOUTHERN	11/19/19	*	34	8	13	.615	0	0	.000	1	2	.500	2	8	10	5.5	1	0	1	0	0	0	17	11.5	
SOUTH DAKOTA	11/22/19	*	35	11	14	.786	0	0	.000	2	3	.667	1	6	7	5.8	1	0	1	0	1	3	24	14.0	
at Georgia Tech	11/25/19	*	44	3	12	.250	0	0	.000	0	2	.000	0	4	4	5.5	3	0	2	0	2	0	6	12.7	
Totals			6	204	34	65	.523	0	0	.000	8	14	.571	7	26	33	5.5	12	0	13	7	5	8	76	12.7

## TRIPLE-DOUBLES (1)

2018-19 (Jr.)

Opp	Pts	Rebs	Asst
McNeese St.	12	10	10

## DOUBLE-DOUBLES (6)

2019-20 (Sr.)

Opp	Pts	Rebs
Texas Southern	17	10

2018-19 (Jr.)

Opp	Pts	Rebs
vs. Bradley	12	13
McNeese St. *	12	10
at Tulane	11	11
at UConn	20	10
Tulsa	10	10

\* - part of a triple-double

## PERSONAL BESTS

## POINTS

Season: 24 vs South Dakota (11/22/19)

Career: 24 (2x) last vs S Dakota (11/22/19)

## SEC ONLY

15 at Missouri (01/12/16)

## FG MADE

Season: 11 vs South Dakota (11/22/19)

Career: 12 vs Cincinnati (03/15/19)

## SEC ONLY

15 at Missouri (01/12/16)

## FG ATTEMPTED

Season: 14 vs South Dakota (11/22/19)

Career: 19 (2x) last vs Cincinnati (03/05/19)

## SEC ONLY

12 at Mississippi State (02/09/16)

## 3-POINT FG MADE

Season: --

Career: 2 (2x) last at UCF (03/04/18)

## SEC ONLY

2 (2x), last vs LSU (02/23/16)

## 3-PT FG ATTEMPTS

Season: --

Career: 6 at UCF (03/04/18)

## SEC ONLY

3 vs LSU (02/23/16)

## FT MADE

Season: 3 vs North Texas (11/12/19)

Career: 7 vs Wichita State (02/24/18)

## SEC ONLY

4 (2x) last vs USC (03/05/16)

## FT ATTEMPTED

Season: 4 vs North Texas (11/12/19)

Career: 8 vs Wichita State (02/24/18)

## SEC ONLY

6 (2x) last vs USC (03/05/16)

## REBOUNDS

Season: 10 vs Texas Southern (11/19/19)

Career: 13 (2x) last vs Bradley (11/20/18)

## SEC ONLY

4 at Mississippi State (02/09/16)

## ASSISTS

Season: 5 vs Rice (11/05/19)

Career: 10 vs McNeese (11/29/18)

## SEC ONLY

2 (4x) last vs Auburn (02/17/16)

## STEALS

Season: 3 (2x) last vs S Dakota (11/22/19)

Career: 5 (3x) vs Memphis (02/14/18)

## SEC ONLY

1 (8x) last at Tennessee (02/27/16)

## BLOCKED SHOTS

Season: 2 at Georgia Tech (11/25/19)

Career: 3 (2x) at Memphis (01/19/19)

## SEC ONLY

2 vs Vanderbilt (01/15/16)

## MINUTES

Season: 44 at Georgia Tech (11/25/19)

Career: 44 at Georgia Tech (11/25/19)

## SEC ONLY

20 (3x) last at Miss State (02/09/16)



## JIMMY WHITT JR. CAREER STATISTICS

Year	GP	GS	Min	Avg	FG	FGA	Pct	3FG	3FGA	Pct	FT	FTA	Pct	Off	Def	Tot	Avg	PF	FO	Asst	TO	Blk	Stl	Pts	Avg	
2015-16 (ARK)	32	10	552	17.2	75	194	.387	6	16	.375	38	48	.792	11	42	53	1.7	66	0	35	31	6	20	194	6.1	
2016-17 - REDSHIRTED AT SMU																										
2017-18 (SMU)	33	33	1096	33.2	140	287	.488	6	21	.286	60	101	.594	50	121	171	5.2	76	1	114	54	16	60	346	10.5	
2018-19 (SMU)	30	30	1053	35.1	162	332	.488	4	28	.143	42	74	.568	62	131	193	6.4	71	1	119	44	13	43	370	12.3	
2019-20 (ARK)	6	6	204	34.0	34	65	.523	0	0	.000	8	14	.571	7	26	33	5.5	12	0	13	7	5	8	76	12.7	
TOTAL	101	79	2905	28.8	411	878	.468	16	65	.246	148	237	.624	130	320	450	4.5	225	2	281	136	40	131	986	9.8	

# 35 REGGIE CHANEY

F • So. • 6-8 • 222  
Tulsa, Okla. || Findlay Prep (Nev.)

• Only played three games, but is second on the team in blocked shots (5) ... Has at least one blocked shot in all three games played ... Blocked a shot in 15 straight games last season (Games 2-16).

• Games with 3+ blocked shots: 6 career • 1 • 2019-20

## 2019-20 HIGHLIGHTS:

- Missed the first three games ... In his debut (vs Texas Southern) was very efficient in his 19 minutes played ... **Tied a career high** with four steals ... Was 3-of-4 from the field for six points with two rebounds and a blocked shot.
- Was 3-of-3 from the field – all dunks – while adding three blocked shots.

## REGGIE CHANEY 2019-20 GAME STATS

Opponent	Date	GS	Min	FG	FGA	Pct	3FG	3A	Pct	FT	FTA	Pct	O	D	Tot	Avg	PF	FO	A	TO	Blk	Stl	Pts	Avg
RICE	11/05/19	DNP																						
NORTH TEXAS	11/12/19	DNP																						
MONTANA	11/16/19	DNP																						
TEXAS SOUTHERN	11/19/19	19	3	4	.750	0	0	.000	0	1	.000	1	1	2	2.0	0	0	0	0	1	4	6	6.0	
SOUTH DAKOTA	11/22/19	15	3	3	1.000	0	0	.000	0	0	.000	1	1	2	2.0	4	0	2	0	3	1	6	6.0	
at Georgia Tech	11/25/19	12	0	1	.000	0	0	.000	0	0	.000	1	1	2	2.0	2	0	0	1	1	1	0	4.0	
Totals		0	46	6	8	.750	0	0	.000	0	1	.000	3	3	6	2.0	6	0	2	1	5	6	12	4.0

## PERSONAL BESTS

POINTS	SEC ONLY
Season: 6 (2x) Last vs S Dakota (11/22/19)	
Career: 14 at Providence (03/12/19)	12 vs. LSU (01/12/19)
FG MADE	SEC ONLY
Season: 3 (2x) Last vs S Dakota (11/22/19)	
Career: 7 at Providence (03/12/19)	6 vs. LSU (01/12/19)
FG ATTEMPTED	SEC ONLY
Season: 4 vs Texas Southern (11/19/19)	
Career: 9 (2x), last at Providence (03/19/19)	8 vs. LSU (01/12/19)
3-POINT FG MADE	SEC ONLY
Season: --	
Career: --	--
3-PT FG ATTEMPTS	SEC ONLY
Season: --	
Career: --	--
FT MADE	SEC ONLY
Season: --	
Career: 3 vs Miss State (02/16/19)	3 vs Miss State (02/16/19)
FT ATTEMPTED	SEC ONLY
Season: 1 vs Texas Southern (11/19/19)	
Career: 4 vs. UC Davis (11/12/18)	3 vs Miss State (02/16/19)
REBOUNDS	SEC ONLY
Season: 2 vs Texas Southern (11/19/19)	
Career: 8 (2x), last at CSU (12/05/18)	6 (3x), last vs. Georgia (01/29/19)
ASSISTS	SEC ONLY
Season: 2 vs South Dakota (11/22/19)	
Career: 4 (2x), last vs. Mizzou (01/23/19)	4 vs. Missouri (01/23/19)
STEALS	SEC ONLY
Season: 4 vs Texas Southern (11/19/19)	
Career: 4 (3x), last vs TX SOU (11/19/19)	4 vs. LSU (01/12/19)
BLOCKED SHOTS	SEC ONLY
Season: 3 vs South Dakota (11/22/19)	
Career: 7 at Providence (03/19/19)	5 vs. Georgia (01/29/19)
MINUTES	SEC ONLY
Season: 19 vs Texas Southern (11/19/19)	
Career: 28 (2x), last at Providence (03/19/19)	27 vs. LSU (01/12/19)



## REGGIE CHANEY CAREER STATISTICS

Year	GP	GS	Min	Avg	FG	FGA	Pct	3FG	3FGA	Pct	FT	FTA	Pct	Off	Def	Tot	Avg	PF	FO	Ast	TO	Blk	Stl	Pts	Avg
2018-19	34	2	555	16.3	83	150	.553	0	0	.000	17	33	.515	40	78	118	3.5	82	2	25	46	46	21	183	5.4
2019-20	3	0	46	15.3	6	8	.750	0	0	.000	0	1	.000	2	3	5	1.7	6	0	2	1	5	6	12	4.0
TOTAL	37	2	601	16.2	89	158	.563	0	0	.000	17	34	.500	42	81	123	3.3	88	2	27	47	51	27	195	5.3

# ARKANSAS RAZORBACKS

## 2019-20 SEASON RESULTS & LEADERS

RECORD:	OVERALL	HOME	AWAY	NEUTRAL
ALL GAMES	6-0	5-0	1-0	0-0
CONFERENCE	0-0	0-0	0-0	0-0
NON-CONFERENCE	5-0	5-0	1-0	0-0

DATE	TIME (CT)	OPPONENT	TV	RESULT	ATTEND	RECORD (SEC)	HIGH POINTS	HIGH REBOUNDS
11/05/19	7:00 pm	RICE	SEC Network Plus	W 91-43	17274	1-0 --	(32)Mason Jones	(9)Adrio Bailey
11/12/19	7:00 pm	NORTH TEXAS	SEC Network Plus	W 66-43	12001	2-0 --	(16)Mason Jones (16)Isaiah Joe	(6)Mason Jones (6)Desi Sills
11/16/19	4:00 pm	+ MONTANA	SEC Network Plus	W 64-46	13058	3-0 --	(19)Mason Jones	(11)Adrio Bailey
11/19/19	7:00 pm	+ TEXAS SOUTHERN	SEC Network Plus	W 82-51	11182	4-0 --	(33)Isaiah Joe	(10)Jimmy Whitt Jr.
11/22/19	8:00 pm	+ SOUTH DAKOTA	SEC Network	W 77-56	12581	5-0 --	(24)Jimmy Whitt Jr.	(7)Jimmy Whitt Jr. (7)Mason Jones
11/25/19	6:00 pm	at Georgia Tech	ACC Network	W 62-61 (OT)	6547	6-0 --	(24)Mason Jones	(9)Isaiah Joe
11/30/19	4:00 pm	+ NORTHERN KENTUCKY	SEC Network Plus					
12/03/19	7:00 pm	AUSTIN PEAY	SEC Network Plus					
12/07/19	6:30 pm	at Western Kentucky	CBS Sports Network					
12/14/19	12:30 pm	TULSA	ESPNU					
12/21/19	7:00 pm	! vs Valparaiso	--					
12/29/19	TBA	at Indiana	Big Ten Network					
01/04/20	6:00 pm	* TEXAS A&M	SEC Network					
01/08/20	8:00 pm	* at LSU	ESPN2 / U					
01/11/20	5:00 pm	* at Ole Miss	SEC Network					
01/15/20	7:30 pm	* VANDERBILT	SEC Network					
01/18/20	3:00 pm	* KENTUCKY	ESPN / 2					
01/22/20	6:00 pm	* at Mississippi State	SEC Network					
01/25/20	3:00 pm	% TCU	ESPN / 2 / U					
01/29/20	7:30 pm	* SOUTH CAROLINA	SEC Network					
02/01/20	5:00 pm	* at Alabama	SEC Network					
02/04/20	6:00 pm	* AUBURN	SEC Network					
02/08/20	2:30 pm	* at Missouri	SEC Network					
02/11/20	6:00 pm	* at Tennessee	ESPN / 2 / U					
02/15/20	Noon	* MISSISSIPPI STATE	SEC Network					
02/18/20	6:00 pm	* at Florida	ESPN / 2 / U					
02/22/20	Noon	* MISSOURI	SEC Network					
02/26/20	7:30 pm	* TENNESSEE	SEC Network					
02/29/20	5:00 pm	* at Georgia	SEC Network					
03/04/20	6:00 pm	* LSU	SEC Network					
03/07/20	3:30 pm	* at Texas A&M	SEC Network					
03/11-15/20		^ SEC Tournament						

Home Games in CAPS | \* - Conference game | + = College Hoops Roadshow presented by AtmosAir - Razorback Regional  
! - at Verizon Arena (North Little Rock, Ark.) | % - Big 12/SEC Challenge | ^ - SEC Tournament (Nashville, Tenn. - Bridgestone Arena)

ATTENDANCE SUMMARY	GAMES	TOTALS	AVG/GAME
HOME	5	66096	13219
AWAY	1	6547	6547
NEUTRAL	0	0	0
TOTAL	6	72643	12107



## ARKANSAS RAZORBACKS

### 2019-20 SEASON STATISTICS • ALL GAMES

RECORD:	OVERALL	HOME	AWAY	NEUTRAL
ALL GAMES	6-0	5-0	1-0	0-0
CONFERENCE	0-0	0-0	0-0	0-0
NON-CONFERENCE	6-0	5-0	1-0	0-0

				• TOTAL •			• 3-PTS •			• REBOUNDS •																	
##	Player	GP	GS	Min	Avg	FG	FGA	Pct	3FG	FGA	Pct	FT	FTA	Pct	Off	Def	Tot	Avg	PF	FO	A	TO	Blk	Stl	Pts	Avg	
15	Mason Jones	6	6	189	31.5	34	68	.500	9	31	.290	34	37	.919	7	27	34	5.7	14	0	13	19	3	16	111	18.5	
1	Isaiah Joe	6	6	222	37.0	32	85	.376	20	56	.357	16	20	.800	5	26	31	5.2	9	0	18	11	1	14	100	16.7	
33	Jimmy Whitt Jr.	6	6	204	34.0	34	65	.523	0	0	.000	8	14	.571	7	26	33	5.5	12	0	13	7	5	8	76	12.7	
3	Desi Sills	6	6	181	30.2	20	56	.357	2	25	.080	7	10	.700	5	15	20	3.3	17	0	10	14	1	6	49	8.2	
2	Adrio Bailey	6	6	150	25.0	19	36	.528	2	5	.400	7	10	.700	10	24	34	5.7	18	0	8	9	10	13	47	7.8	
5	Jalen Harris	6	0	120	20.0	7	18	.389	3	11	.273	10	12	.833	1	10	11	1.8	15	0	10	7	2	8	27	4.5	
35	Reggie Chaney	3	0	46	15.3	6	8	.750	0	0	.000	0	1	.000	3	3	6	2.0	6	0	2	1	5	6	12	4.0	
0	Jeantal Cylla	6	0	90	15.0	7	23	.304	1	10	.100	1	2	.500	3	13	16	2.7	11	0	0	6	3	0	16	2.7	
24	Ethan Henderson	2	0	20	10.0	2	2	1.000	0	0	.000	0	0	.000	0	5	5	2.5	3	0	0	2	2	1	4	2.0	
12	Ty Stevens	2	0	2	1.0	0	1	.000	0	0	.000	0	1	.000	0	0	0	0.0	0	0	0	0	0	0	0	0.0	
13	Emeka Obukwelu	1	0	1	1.0	0	0	.000	0	0	.000	0	0	.000	1	2	3	3.0	0	0	0	0	0	0	0	0.0	
TEAM.....																7	8	15	2.5	0	0					0	
ARKANSAS.....		6				161	362	.445	37	138	.268	83	107	.776	49	159	208	34.7	105	0	74	76	32	72	442	73.7	
Opponents.....		6				114	326	.350	13	93	.140	59	96	.615	63	156	219	36.5	111	-	51	129	15	32	300	50.0	

SCORE BY PERIODS:	1st	2nd	OT	Total
Arkansas	207	232	3	442
Opponents	131	167	2	300

DEADBALL REBOUNDS:	OFF	DEF	TOTAL
Arkansas	15	7	22
Opponents	19	5	24

## 2019-20 RAZORBACK GAME-BY-GAME STATISTICS

Opponent	Date	Score	W/L	• TOTAL •			• 3-PTRS •						• REBOUNDS •										
				FG	FGA	Pct	3FG	FGA	Pct	FT	FTA	Pct	Off	Def	Tot	Avg	PF	A	TO	Blk	Stl	Pts	Avg
RICE	11/05/19	91-43	W	37	67	.552	10	25	.400	7	11	.636	10	35	45	45.0	16	19	21	5	14	91	91.0
NORTH TEXAS	11/12/19	66-43	W	20	45	.444	6	22	.273	20	24	.833	4	20	24	34.5	15	8	10	5	11	66	78.5
MONTANA	11/16/19	64-46	W	20	54	.370	4	20	.200	20	26	.769	14	23	37	35.3	18	9	13	2	11	64	73.7
TEXAS SOUTHERN	11/19/19	82-51	W	31	71	.437	6	26	.231	14	18	.778	11	25	36	35.5	14	13	10	10	13	82	75.8
SOUTH DAKOTA	11/22/19	77-56	W	31	66	.470	4	20	.200	11	12	.917	7	29	36	35.6	20	11	8	6	8	77	76.0
at Georgia Tech	11/25/19	62-61	Wot	22	59	.373	7	25	.280	11	16	.688	3	27	30	34.7	22	14	14	4	15	62	73.7
Arkansas		442		161	362	.445	37	138	.268	83	107	.776	49	159	208	34.7	105	74	76	32	72	442	73.7
Opponents		300		114	326	.350	13	93	.140	59	96	.615	63	156	219	36.5	111	51	129	15	32	300	50.0

Games played: 6  
 Points/game: 73.7  
 FG Pct: 44.7  
 3FG Pct: 27.2  
 FT Pct: 77.6

Rebounds/game: 34.7  
 Assists/game: 12.3  
 Turnovers/game: 12.7  
 Assist/turnover ratio: 1.0  
 Steals/game: 11.7  
 Blocks/game: 5.2

## 2019-20 OPPONENT GAME-BY-GAME STATISTICS

Opponent	Date	Score	W/L	• TOTAL •			• 3-PTRS •						• REBOUNDS •										
				FG	FGA	Pct	3FG	FGA	Pct	FT	FTA	Pct	Off	Def	Tot	Avg	PF	A	TO	Blk	Stl	Pts	Avg
RICE	11/05/19	91-43	W	16	56	.286	2	25	.080	9	15	.600	6	21	27	27.0	16	7	27	2	9	43	43.0
NORTH TEXAS	11/12/19	66-43	W	17	51	.333	2	17	.118	7	12	.583	14	23	37	32.0	22	8	18	0	3	43	43.0
MONTANA	11/16/19	64-46	W	20	54	.370	4	20	.200	20	26	.769	14	23	37	35.3	18	9	13	2	11	64	73.7
TEXAS SOUTHERN	11/19/19	82-51	W	19	55	.345	2	11	.182	11	19	.579	12	27	39	35.5	20	8	24	6	4	51	45.8
SOUTH DAKOTA	11/22/19	77-56	W	22	55	.400	3	12	.250	9	14	.643	6	24	30	34.4	15	11	13	1	5	56	47.8
at Georgia Tech	11/25/19	62-61	Wot	22	53	.415	2	12	.167	15	22	.682	10	37	47	36.5	16	7	24	1	6	61	50.0
Opponents		300		114	326	.350	13	93	.140	59	96	.615	63	156	219	36.5	111	51	129	15	32	300	50.0
Arkansas		442		161	362	.445	37	138	.268	83	107	.776	49	159	208	34.7	105	74	76	32	72	442	73.7

Games played: 6  
Points/game: 50.0  
FG Pct: 35.0  
3FG Pct: 14.0  
FT Pct: 61.5

Rebounds/game: 36.5  
Assists/game: 8.5  
Turnovers/game: 21.5  
Assist/turnover ratio: 0.4  
Steals/game: 5.3  
Blocks/game: 2.5



# ARKANSAS RAZORBACKS

## 2019-20 GAME-BY-GAME POINTS-ASSISTS-REBOUNDS

Opponent	Date	Score	WL	0 CYLLA	1 JOE	2 BAILEY	3 SILLS	5 HARRIS	12 STEVENS	13 OBUKWELU	15 JONES	24 HENDERSON	33 WHITT	35 CHANEY
RICE	11/05/19	91-43	W	5-6-0	24-5-7	8-9-1	8-1-2	10-4-1	0-0-0	0-3-0	32-7-3	2-3-0	2-4-5	DNP
N TX	11/12/19	66-43	W	2-2-0	16-3-2	8-5-0	9-6-1	2-0-1	DNP	DNP	16-6-2	DNP	13-1-2	DNP
MONT	11/16/19	64-46	W	0-2-0	9-5-2	12-11-1	5-3-0	5-1-0	DNP	DNP	19-5-4	DNP	14-7-2	DNP
TX SOU	11/19/19	82-51	W	2-1-0	33-4-1	4-4-3	10-2-2	2-5-5	0-0-0	DNP	6-2-1	2-2-0	17-10-1	6-2-0
SD	11/22/19	77-56	W	7-4-0	5-5-5	7-3-0	6-4-1	8-1-2	DNP	DNP	14-7-0	DNP	24-7-1	6-2-2
at GATECH	11/25/19	62-61	WOT	0-1-0	13-9-1	8-3-3	11-5-4	0-0-1	DNP	DNP	24-6-3	DNP	6-4-2	0-1-0

# ARKANSAS RAZORBACKS

## 2019-20 STARTING LINEUPS

Date	Opponent	Whitt	Sills	Joe	Jones	Bailey	1st SUB	Outcome
Nov. 05	Rice	Whitt	Sills	Joe	Jones	Bailey	Cylla	W, 91-43
Nov. 12	North Texas	Whitt	Sills	Joe	Jones	Bailey	Harris	W, 66-43
Nov. 16	Montana	Whitt	Sills	Joe	Jones	Bailey	Cylla / Harris	W, 64-46
Nov. 19	Texas Southern	Whitt	Joe	Sills	Jones	Bailey	Harris	W, 82-51
Nov. 22	South Dakota	Whitt	Joe	Sills	Jones	Bailey	Cylla	W, 77-56
Nov. 25	@ Ga Tech	Whitt	Joe	Sills	Jones	Bailey	Chaney	W, 62-1 ot

### RECORD BY LINEUP:

Whitt Joe Sills Jones Bailey 6-0

### RECORD BY 1ST SUB (including ties)

Cylla 3-0  
Harris 3-0  
Chaney 1-0

## ARKANSAS RAZORBACKS

### 2019-20 SPECIALTY STATS (ARKANSAS/OPPONENT)

Opponent	Pts in Paint	Pts Off TO	2nd Chance	Fast Break	Bench	Ties	Lead Chng	Ark Largest Lead	Best Ark Run	Opp Largest Lead	Best Opp Run	Ark Led	Opp Opp	Gm Tied
RICE	42 / 26	29 / 19	7 / 0	30 / 15	17 / 16	1	2	48 03:25 2nd	12 pts	2 16:57 1st	8 pts	37:35	0:45	1:40
NORTH TEXAS	20 / 28	22 / 7	7 / 12	14 / 9	4 / 7	0	0	23 0:03 2nd	9 pts (2x)	- - -	7 pts	38:41	--	1:19
MONTANA	26 / 28	23 / 12	16 / 11	14 / 6	5 / 10	1	0	20 1:35 2nd	8 pts	- - -	6 pts	38:30	--	1:30
TEXAS SOUTHERN	44 / 28	25 / 6	12 / 7	24 / 18	12 / 21	0	2	31 0:58 2nd	12 pts	1 17:44 1st	8 pts	38:13	0:18	1:29
SOUTH DAKOTA	44 / 32	12 / 12	16 / 11	11 / 9	21 / 7	0	0	23 3:04 2nd	13 pts	- - -	6 pts	39:42	--	0:18
Georgia Tech	20 / 34	18 / 11	0 / 12	19 / 12	0 / 10	5	9	9 16:07 2nd	11 pts	3 9:02 1st	7 pts	32:08	3:15	9:36

#### DEFLECTIONS *(Arkansas career Only)*

Player	16-17	17-18	18-19	19-20	Career
Bailey	45	106	110	35	296
Chaney	-	-	115	13	128
Cylla	-	-	-	6	6
Harris	-	-	92	11	103
Henderson	-	-	7	5	12
Joe	-	-	110	14	124
Jones	-	-	84	30	114
Sills	-	-	60	13	73
Whitt	-	-	-	23	23

#### MOST IN A GAME 2019-20:

- 10 Jones (Montana)
- 8 Bailey (S DAK)
- 7 Bailey (Rice●TXSOU)
- 6 Chaney (TXSOU) | Whitt (GT)
- 5 Jones (Rice) | Jones (TXSOU●GT)

#### CHARGES DRAWN *(Arkansas career Only)*

Player	16-17	17-18	18-19	19-20	Career
Bailey	4	4	3	2	31
Chaney	-	-	0	-	0
Cylla	-	-	-	-	0
Harris	-	-	4	1	5
Henderson	-	-	0	-	0
Joe	-	-	27*	5	32
Jones	-	-	0	1	1
Sills	-	-	3	-	3
Whitt	-	-	-	1	1

\* - led team

#### DUNKS *(Arkansas career Only)*

Player	16-17	17-18	18-19	19-20	Career
Bailey	6	16	18	8	48
Chaney	-	-	17	4	21
Cylla	-	-	-	1	1
Harris	-	-	12	1	13
Henderson	-	-	2	1	3
Joe	-	-	2	2	4
Jones	-	-	0	1	1
Sills	-	-	1	1	2
Whitt	-	-	-	2	2

# ARKANSAS RAZORBACKS

## 2019-20 GAME HIGHS IN...

Opponent	DATE	SCORE	RESULT	POINTS	REBOUNDS	ASSISTS	STEALS	BLOCKED SHOTS
RICE	11/05/19	91-43	W	32-Mason Jones	9-Adrio Bailey	7-Isaiah Joe	5-Mason Jones	1-Jimmy Whitt Jr. Adrio Bailey Jeantal Cylla Jalen Harris Ethan Henderson
NORTH TEXAS	11/12/19	66-43	W	16-Isaiah Joe Mason Jones	6-Mason Jones Desi Sills	2-Mason Jones Jimmy Whitt Jr. Isaiah Joe	4-Adrio Bailey	1-Isaiah Joe Jimmy Whitt Jr. Jalen Harris Adrio Bailey Desi Sills
MONTANA	11/16/19	64-46	W	19-Mason Jones	11-Adrio Bailey	4-Mason Jones	4-Jalen Harris Mason Jones	1-Mason Jones Adrio Bailey
TEXAS SOUTHERN	11/19/19	82-51	W	33-Isaiah Joe	10-Jimmy Whitt Jr.	5-Jalen Harris	5-Isaiah Joe	5-Adrio Bailey
SOUTH DAKOTA	11/22/19	77-56	W	24-Jimmy Whitt Jr.	7-Mason Jones Jimmy Whitt Jr.	5-Isaiah Joe	3-Jimmy Whitt Jr. Adrio Bailey	3-Reggie Chaney
at Georgia Tech	11/25/19	62-61	W ot	24-Mason Jones	9-Isaiah Joe	4-Desi Sills	6-Isaiah Joe	2-Jimmy Whitt Jr.

LED TEAM IN POINTS (including ties)	LED TEAM IN REBS (including ties)	LED TEAM IN ASSISTS (including ties)	LED TEAM IN STEALS (including ties)	LED TEAM IN BLKS (including ties)
Jones 4	Bailey 2	Joe 3	Jones 2	Bailey 4
Joe 2	Whitt 2	Jones 2	Bailey 2	Whitt 3
Whitt 1	Jones 2	Harris 1	Joe 2	Harris 2
	Joe 1	Whitt 1	Harris 1	Chaney 1
	Sills 1	Sills 1	Whitt 1	Jones 1
				Cylla 1
				Henderson 1
				Joe 1
				Sills 1



GAME 1		43		19 24		43 91		Nov. 5, 2019 • Fayetteville, Ark.	
SEC ESPN +		Rice		ARKANSAS		39 52		91	

Rice 43 • 0-1

#	Player	Total		3-Ptr		Rebounds			PF	TP	A	TO	Blk	Stl	Min
		FG-FGA	FT-FTA	FG-FGA	FT-FTA	Off	Def	Tot							
10	Robert Martin	f	1-7	0-2	3-4	1	2	3	3	5	0	4	0	0	29
02	Trey Murphy III	g	3-10	0-5	1-2	1	1	2	2	7	0	3	1	0	30
03	Ako Adams	g	4-10	2-7	3-3	0	1	1	3	13	1	6	0	1	19
23	Drew Peterson	g	0-5	0-3	0-0	0	8	8	0	0	2	4	0	0	23
24	Chris Mullins	g	1-7	0-2	1	2	3	1	2	1	1	1	1	2	24
00	Payton Moore	g	1-3	0-2	0-0	0	0	0	1	2	1	4	0	0	15
01	Josh Parrish	g	2-4	0-0	0-0	0	1	1	2	4	0	0	0	1	15
04	Quincy Olivari	g	2-6	0-4	2-4	0	2	2	3	6	1	0	0	1	14
05	Addison Owen	g	0-0	0-0	0-0	0	0	0	0	0	0	0	0	0	2
13	Tommy McCarthy	g	0-1	0-0	0-0	0	0	0	0	0	0	0	0	0	3
14	Reed Myers	g	0-0	0-0	0-0	0	0	0	0	0	0	0	0	0	2
15	Max Fiedler	g	2-3	0-0	0-0	0	2	2	0	4	0	0	0	0	7
20	Zach Crisler	g	0-0	0-0	0-0	0	0	0	1	0	1	2	0	0	12
35	Tim Harrison	g	0-0	0-0	0-0	1	1	2	0	0	0	0	0	0	5
Team						2	1	3			3				
Totals			16-56	2-25	9-15	6	21	27	16	43	7	27	2	9	200
FG % 1st Half:		8-25	32.0%	2nd half:	8-31	25.8%	Game:		16-56	28.6%	Deadball				
3FG % 1st Half:		2-13	15.4%	2nd half:	0-12	0.0%	Game:		2-25	8.0%	Rebounds				
FT % 1st Half:		1-4	25.0%	2nd half:	8-11	72.7%	Game:		9-15	60.0%	Totals				

Arkansas 91 • 1-0

#	Player	Total		3-Ptr		Rebounds			PF	TP	A	TO	Blk	Stl	Min
		FG-FGA	FT-FTA	FG-FGA	FT-FTA	Off	Def	Tot							
02	Adrio Bailey	f	4-7	0-0	0-0	2	7	9	3	8	1	3	1	3	21
01	Isaiah Joe	g	10-18	4-11	0-0	0	5	5	1	24	7	5	0	0	32
03	Desi Sills	g	4-8	0-3	0-0	0	1	1	3	8	2	3	0	1	29
15	Mason Jones	g	12-18	4-8	4-4	1	6	7	0	32	3	3	0	5	33
33	Jimmy Whitt Jr.	g	1-4	0-0	0-0	2	2	4	0	2	5	2	1	1	28
00	Jeantal Cylia	g	2-7	0-1	1-2	1	5	6	2	5	0	2	1	0	21
05	Jalen Harris	g	3-4	2-2	2-4	0	4	4	4	10	1	2	1	3	22
12	Ty Stevens	g	0-0	0-0	0-1	0	0	0	0	0	0	0	0	0	1
13	Emeka Obukwelu	g	0-0	0-0	0-0	1	2	3	0	0	0	0	0	0	1
24	Ethan Henderson	g	1-1	0-0	0-0	0	3	3	3	2	0	1	1	1	12
Team						3	0	3							
Totals			37-67	10-25	7-11	10	35	45	16	91	19	21	5	14	200
FG % 1st Half:		16-33	48.5%	2nd half:	21-34	61.8%	Game:		37-67	55.2%	Deadball				
3FG % 1st Half:		4-12	33.3%	2nd half:	6-13	46.2%	Game:		10-25	40.0%	Rebounds				
FT % 1st Half:		3-4	75.0%	2nd half:	4-7	57.1%	Game:		7-11	63.6%	Totals				

Officials: Robert Felder, Gerald Williams, K.B. Burdett Jr.  
 Technical fouls: Rice-None. Arkansas-None.  
 Attendance: 17274  
 2019-20 Men's Basketball. Round: 0. Arkansas vs Rice. Played at Bud Walton Arena

Score by periods	1st	2nd	Total
Rice	19	24	43
Arkansas	39	52	91

	In	Off	2nd	Fast	Bench
Points	Paint	T/O	Chance	Break	
RICE	26	19	0	15	16
ARK	42	29	5	30	17

Last FG - RICE 2nd-00:36, ARK 2nd-00:24.  
 Largest lead - RICE by 2 1st-16:57, ARK by 48 2nd-03:25.  
 RICE led for 00:45. ARK led for 37:35. Game was tied for 01:40.

Score tied - 1 time.  
 Lead changed - 2 times.

GAME 3		46		18 28		46 64		Nov. 16, 2019 • Fayetteville, Ark.	
SEC ESPN +		Montana		ARKANSAS		31 33		64	

Montana 46 • 1-2

#	Player	Total		3-Ptr		Rebounds			PF	TP	A	TO	Blk	Stl	Min
		FG-FGA	FT-FTA	FG-FGA	FT-FTA	Off	Def	Tot							
00	Kyle Owens	f	0-2	0-0	0-0	1	1	2	3	0	1	0	0	0	13
23	Mack Anderson	f	4-7	0-0	1-1	3	4	7	4	9	1	3	2	0	25
02	Kendal Manuel	g	5-16	2-7	0-0	0	5	5	2	12	0	1	0	1	32
03	Josh Vazquez	g	0-7	0-4	2-2	1	1	2	3	2	3	0	0	2	21
04	Sayed Pridgett	g	5-12	0-1	3-5	3	4	7	3	13	2	7	1	1	38
01	Timmy Falls	g	1-4	0-2	0-2	0	2	2	4	2	3	5	1	1	31
10	Eddy Egun	g	0-3	0-2	0-0	0	2	2	1	0	1	2	0	0	14
35	Derrick Carter-Holli	g	3-5	0-0	2-4	2	3	5	2	8	0	1	1	0	26
Team						5	2	7			1				
Totals			18-56	2-16	8-14	15	24	39	22	46	10	23	5	5	200
FG % 1st Half:		8-31	25.8%	2nd half:	10-25	40.0%	Game:		18-56	32.1%	Deadball				
3FG % 1st Half:		0-6	0.0%	2nd half:	2-10	20.0%	Game:		2-16	12.5%	Rebounds				
FT % 1st Half:		2-3	66.7%	2nd half:	6-11	54.5%	Game:		8-14	57.1%	Totals				

Arkansas 64 • 3-0

#	Player	Total		3-Ptr		Rebounds			PF	TP	A	TO	Blk	Stl	Min
		FG-FGA	FT-FTA	FG-FGA	FT-FTA	Off	Def	Tot							
02	Adrio Bailey	f	4-7	0-1	4-6	5	6	11	4	12	1	1	1	0	31
01	Isaiah Joe	g	2-13	2-9	3-5	0	5	5	1	9	2	0	0	0	37
03	Desi Sills	g	2-8	0-4	1-2	1	2	3	4	5	0	3	0	2	35
15	Mason Jones	g	5-13	1-5	8-8	3	2	5	2	19	4	2	1	4	25
33	Jimmy Whitt Jr.	g	6-12	0-0	2-3	2	5	7	3	14	2	4	0	1	28
00	Jeantal Cylia	g	0-0	0-0	0-0	1	1	2	2	0	0	3	0	0	19
05	Jalen Harris	g	1-1	1-1	2-2	1	0	1	2	5	0	0	0	4	25
Team						1	2	3							
Totals			20-54	4-20	20-26	14	23	37	18	64	9	13	2	11	200
FG % 1st Half:		10-28	35.7%	2nd half:	10-26	38.5%	Game:		20-54	37.0%	Deadball				
3FG % 1st Half:		3-13	23.1%	2nd half:	1-7	14.3%	Game:		4-20	20.0%	Rebounds				
FT % 1st Half:		8-11	72.7%	2nd half:	12-15	80.0%	Game:		20-26	76.9%	Totals				

Officials: Troy Mathis, Randy Heimerman, Vladimir Voyard-Tadal  
 Technical fouls: Montana-None. Arkansas-None.  
 Attendance: 13058  
 2019-20 Men's Basketball. Round: 0. Arkansas vs Montana. Played at Verizon Arena

Score by periods	1st	2nd	Total
Montana	18	28	46
Arkansas	31	33	64

	In	Off	2nd	Fast	Bench
Points	Paint	T/O	Chance	Break	
MONT	28	12	10	6	10
ARK	26	23	14	14	5

Last FG - MONT 2nd-03:49, ARK 2nd-02:20.  
 Largest lead - MONT None, ARK by 20 2nd-01:35.  
 MONT led for 00:00. ARK led for 38:03. Game was tied for 01:30.

Score tied - 1 time.  
 Lead changed - 0 times.

GAME 2		43		16 17		43 66		Nov. 12, 2019 • Fayetteville, Ark.	
SEC ESPN +		North Texas		ARKANSAS		28 38		66	

North Texas 43 • 1-2

		Total		3-Ptr		Rebounds			PF	TP	A	TO	Blk	Stl	Min
#	Player	FG-FGA	FT-FTA	FG-FGA	FT-FTA	Off	Def	Tot							
23	Deng Geu	f	4-6	1-2	1-2	0	6	6	3	10	0	2	0	0	25
24	Zachary Simmons	f	3-7	0-0	0-1	4	5	9	4	6	1	0	0	0	17
00	James Reese	g	1-5	0-3	2-2	1	2	3	1	4	2	0	0	1	22
01	Umaja Gibson	g	3-11	1-5	0-2	0	2	2	1	7	1	0	0	0	32
03	Javion Hamlet	g	3-9	0-2	3-3	1	0	1	0	9	1	5	0	0	27
02	Roosevelt Smart		1-4	0-3	1-2	0	0	0	1	3	0	2	0	1	17
04	Jalen Jackson		0-2	0-0	0-0	1	1	2	3	0	2	2	0	1	8
10	Jahmiah Simmons		0-0	0-0	0-0	0	1	1	3	0	0	1	0	0	7
13	Thomas Bell		0-3	0-1	0-0	0	4	4	1	0	1	1	0	0	22
22	Larry Wise		2-4	0-1	0-0	2	1	3	0	4	0	2	0	0	11
55	DJ Draper		0-0	0-0	0-0	0	0	0	5	0	0	1	0	0	12
Team						5	1	6			2				
Totals			17-51	2-17	7-12	14	23	37	22	43	8	18	0	3	200
FG % 1st Half: 7-26		26.9%	2nd half: 10-25	40.0%	Game: 17-51		33.3%							Deadball Rebounds 2.1	
3FG % 1st Half: 0-9		0.0%	2nd half: 2-8	25.0%	Game: 2-17		11.8%								
FT % 1st Half: 2-2		100.0%	2nd half: 5-10	50.0%	Game: 7-12		58.3%								

GAME 5			56	South Dakota	24	32	56	77	
	ESPN THE PLAYERS			ARKANSAS	39	38	77		
				Nov. 22, 2019 • Fayetteville, Ark.					

## South Dakota 56 • 5-1

#	Player	Total		3-Ptr		Rebounds			PF	TP	A	TO	Blk	Stl	Min
		FG-FGA	FT-FTA	FG-FGA	FT-FTA	Off	Def	Tot							
25	Tyler Hagedorn	f 5-12	0-2	5-6	2 5 7	2	15	3 2 0	0	0	32				
00	Stanley Umude	g 5-14	1-1	2-2	1 7 8	0	13	0 1 1	0	32					
03	Triston Simpson	g 3-6	0-1	0-0	0 1 1	0	6	3 3 0	1	39					
10	Cody Kelley	g 4-9	2-6	0-2	0 3 3	4	10	2 3 0	1	34					
22	Tyler Peterson	g 2-5	0-0	1-2	2 1 3	4	5	3 2 0	2	31					
01	Ty Chisom	g 2-4	0-0	1-2	0 4 4	3	5	0 1 0	1	15					
05	Kruz Perrott-Hunt	g 0-1	0-1	0-0	0 1 1	1	0	0 1 0	0	4					
20	Brandon Armstrong	g 1-4	0-1	0-0	0 1 1	1	2	0 0 0	0	13					
Team					1 1 2										
Totals		22-55	3-12	9-14	6 24 30	15	56	11 13 1	5	200					
FG % 1st Half: 10-30		33.3%	2nd half: 12-25	48.0%	Game: 22-55	40.0%	Deadball								
3FG % 1st Half: 1-6		16.7%	2nd half: 2-6	33.3%	Game: 3-12	25.0%	Rebounds								
FT % 1st Half: 3-7		42.9%	2nd half: 6-7	85.7%	Game: 9-14	64.3%	2.2								

## Arkansas 77 • 5-0

#	Player	Total		3-Ptr		Rebounds			PF	TP	A	TO	Blk	Stl	Min
		FG-FGA	FT-FTA	FG-FGA	FT-FTA	Off	Def	Tot							
02	Adrio Bailey	f 3-7	1-1	0-0	0 3 3	4	7	0 1 1	3	21					
01	Isaiah Joe	g 2-10	1-6	0-0	2 3 5	2	5	1 0 0	0	35					
03	Desi Sills	g 2-8	1-6	1-1	0 4 4	2	6	1 3 0	0	24					
15	Mason Jones	g 5-12	0-3	4-4	1 6 7	4	14	0 3 0	1	33					
33	Jimmy Whitt Jr.	g 11-14	0-0	2-3	1 6 7	1	24	1 0 1	3	35					
00	Jeantal Cylla	g 3-7	1-2	0-0	1 3 4	2	7	0 0 1	0	14					
05	Jalen Harris	g 2-5	0-2	4-4	0 1 1	1	8	2 0 0	0	23					
35	Reggie Chaney	g 3-3	0-0	0-0	1 1 2	4	6	2 0 3	1	15					
Team					1 2 3										
Totals		31-66	4-20	11-12	7 29 36	20	77	11 8 6	8	200					
FG % 1st Half: 15-35		42.9%	2nd half: 16-31	51.6%	Game: 31-66	47.0%	Deadball								
3FG % 1st Half: 4-14		28.6%	2nd half: 0-6	0.0%	Game: 4-20	20.0%	Rebounds								
FT % 1st Half: 5-6		83.3%	2nd half: 6-6	100.0%	Game: 11-12	91.7%	3.1								

Officials: Nathan Bemis,R.B. Clyburn,Owen Shortt  
 Technical fouls: South Dakota-None. Arkansas-None.  
 Attendance: 12581  
 2019-20 Men's Basketball. Round: 0. Arkansas vs South Dakota. Played at Verizo

Score by periods	1st	2nd	Total
South Dakota	24	32	56
Arkansas	39	38	77

Last FG - SD 2nd-02:11, ARK 2nd-01:14.  
 Largest lead - SD None, ARK by 23 2nd-03:04.  
 SD led for 00:00. ARK led for 39:42. Game was tied for 00:18.

	In	Off	2nd	Fast	Bench
Points	Paint	T/O	Chance	Break	
SD	32	12	4	9	7
ARK	44	12	12	11	21

Score tied - 0 times.  
 Lead changed - 0 times.

<div>GAME 6</div> <div>ACCN</div> <div>ESPN</div>		62	ARKANSAS				61	
			Georgia Tech					
			Nov. 25, 2019 • Atlanta, Ga.					
			33	26	3	62		
			30	29	2	61		

## Arkansas 62 • 6-0

#	Player	Total		3-Ptr		Rebounds			PF	TP	A	TO	Blk	Stl	Min
		FG-FGA	FT-FTA	FG-FGA	FT-FTA	Off	Def	Tot							
02	Adrio Bailey	f 3-5	0-0	2-2	0 2 2	3	8	3 3 1	2	32					
01	Isaiah Joe	g 4-15	3-11	2-2	0 9 9	3	13	1 1 0	6	43					
03	Desi Sills	g 5-9	1-3	0-0	2 2 4	4	11	4 2 0	1	39					
15	Mason Jones	g 7-13	3-8	7-10	0 7 7	4	24	3 6 0	5	39					
33	Jimmy Whitt Jr.	g 3-12	0-0	0-2	0 4 4	3	6	2 0 2	0	44					
00	Jeantal Cylla	g 0-2	0-2	0-0	0 1 1	2	0	0 0 0	0	8					
05	Jalen Harris	g 0-2	0-1	0-0	0 0 0	1	0	1 1 0	0	8					
35	Reggie Chaney	g 0-1	0-0	0-0	1 1 2	2	0	0 1 1	1	12					
Team					0 1 1										
Totals		22-59	7-25	11-16	3 27 30	22	62	14 14 4	15	225					
FG % 1st Half: 12-31		38.7%	2nd half: 9-23	39.1%	OT: 1-5	20.0%	Game: 22-59	37.3%	Deadball						
3FG % 1st Half: 5-15		33.3%	2nd half: 1-7	14.3%	OT: 1-3	33.3%	Game: 7-25	28.0%	Rebounds						
FT % 1st Half: 4-7		57.1%	2nd half: 7-8	87.5%	OT: 0-1	0.0%	Game: 11-16	68.8%	2						

## Georgia Tech 61 • 2-2

#	Player	Total		3-Ptr		Rebounds			PF	TP	A	TO	Blk	Stl	Min
		FG-FGA	FT-FTA	FG-FGA	FT-FTA	Off	Def	Tot							
05	Moses Wright	f 3-4	0-0	0-0	0 4 4	2	6	1 5 0	0	22					
12	Khalid Moore	f 1-5	0-1	1-3	1 6 7	2	3	0 4 0	1	37					
01	James Banks III	c 6-10	0-0	8-10	4 10 14	4	20	1 4 1	1	38					
00	Michael Devoe	g 4-16	0-2	4-6	1 5 6	5	12	3 1 0	2	43					
11	Bubba Parham	g 3-7	2-4	2-2	2 2 4	1	10	2 5 0	0	40					
02	Shembari Phillips	g 0-1	0-1	0-0	0 0 0	0	0	0 0 0	0	1					
03	Evan Cole	g 4-6	0-1	0-1	1 8 9	2	8	0 4 0	1	20					
23	Asanti Price	g 1-4	0-3	0-0	1 1 2	0	2	0 1 0	1	24					
Team					0 1 1										
Totals		22-53	2-12	15-22	10 37 47	16	61	7 24 1	6	225					
FG % 1st Half: 10-21		47.6%	2nd half: 11-27	40.7%	OT: 1-5	20.0%	Game: 22-53	41.5%	Deadball						
3FG % 1st Half: 2-9		22.2%	2nd half: 0-2	0.0%	OT: 0-1	0.0%	Game: 2-12	16.7%	Rebounds						
FT % 1st Half: 8-11		72.7%	2nd half: 7-11	63.6%	OT: 0-0	0.0%	Game: 15-22	68.2%	1						

Officials: Bill Covington, Jr.,Michael Stephens,Ted Valentine  
 Technical fouls: Arkansas-None. Georgia Tech-TEAM.  
 Attendance: 6547  
 2019-20 Men's Basketball. Round: 0. Arkansas vs Georgia Tech. Played at McCam

Score by periods	1st	2nd	OT	Total
Arkansas	33	26	3	62
Georgia Tech	30	29	2	61

Last FG - ARK OT-00:01, GATECH OT-00:21.  
 Largest lead - ARK by 9 2nd-16:07, GATECH by 3 1st-09:02.

	In	Off	2nd	Fast	Bench
Points	Paint	T/O	Chance	Break	
ARK	20	18	0	19	0
GATECH	34	13	12	12	10

Score tied - 5 times.  
 Lead changed - 9 times.

## LAST TIME AN ARKANSAS PLAYER...

### • SCORING •

Scored 25 Points: 29 by Daniel Gafford vs Alabama (03/09/19)

**Scored 30 Points: 33 by Isaiah Joe vs. Texas Southern (11/19/19)**

Scored 40 Points: 43 by Todd Day at LSU (01/11/92)

Scored 50 Points: 51 by Rotnei Clarke vs. Alcorn State (11/13/09)

**RECORD: 51 by Rotnei Clarke vs. Alcorn State (11/13/09)**

### • FIELD GOALS MADE •

Made 15 Field Goals: 15 (15-21) by Rotnei Clarke vs. Alcorn State (11/13/09)

Made 20 Field Goals: 20 (2-30) by Dean Tolson vs. Texas A&M (03/02/74)

**RECORD: 20 (20-30) by Dean Tolson vs. Texas A&M (03/02/74)**

### • FIELD GOALS ATTEMPTED •

Attempted 20 Field Goals: 20 (10-20) by Jaylen Barford vs. Georgia (01/23/18)

Attempted 25 Field Goals: 26 (9-26) by Courtney Fortson at Mississippi State (01/14/10)

**RECORD: 30 (20-30) by Dean Tolson vs. Texas A&M (03/02/74)**

### • FIELD GOAL PERCENTAGE •

Shot 100% FG (Min. 7 att): Daniel Gafford (7-7) at Texas Tech (01/26/19)

**RECORD (min 8 att): 100% 8x - Best: Darryl Saulsberry (10-10) 1975**

### • 3-POINTERS MADE •

Made 7 3-pointers: 7 (7-12) by Isaiah Joe vs. Missouri (01/23/19)

Made 10 3-pointers: 10 (10-13) by Isaiah Joe vs. FIU (12/01/18)

Made 11-Plus 3-pointers: 13 (13-17) by Rotnei Clarke vs. Alcorn State (11/13/09)

**RECORD: 13 (13-17) by Rotnei Clarke vs. Alcorn State (11/13/09) (SEC record)**

### • 3-POINTERS ATTEMPTED •

Attempted 15 3-Pointers: 17 (13-17) by Rotnei Clarke vs. ETSU (11/27/09)

Attempted 20 3-Pointers: 24 (10-24) by Pat Bradley vs. North Texas (12/30/98)

**RECORD: 24 (10-24) by Pat Bradley vs. North Texas (12/30/98) (SEC record)**

### • FREE THROWS MADE •

Made 10 Free Throws: 10 (10-12) by Daniel Gafford vs. Vanderbilt (02/05/19)

Made 15 Free Throws: 17 (17-22) by Corliss Williamson vs. Ole Miss (02/18/95)

Made 20 Plus Free Throws: 22 (22-24) by Martin Terry vs. Texas A&M (01/22/72)

**RECORD: 22 (22-24) by Martin Terry vs. Texas A&M (01/22/72)**

### • FREE THROWS ATTEMPTED •

Attempted 15 Free Throws: 15 (7-15) by Marshawn Powell vs. Vanderbilt (03/14/13)

Attempted 20 Free Throws: 22 (17-22) by Corliss Williamson vs. Ole Miss (02/18/95)

Attempted 24 Plus Free Throws: 24 (22-24) by Martin Terry vs. Texas A&M (01/22/72)

**RECORD: 24 (22-24) by Martin Terry vs. Texas A&M (01/22/72)**

### • FREE THROW PERCENTAGE •

Shot 100% FT (min 10 att): 14-14 by Daryl Macon vs. Texas (12/17/16)

**RECORD (min. 11 att): 8x - Best Tommy Boyer (18-18) in 1963**

### • REBOUNDS •

**Grabbed 10-14 Rebounds: 10 by Jimmy Whitt Jr. vs Texas Southern (11/19/19)**

Grabbed 15-29 Rebounds: 16 by Daniel Gafford vs. Alabama (03/09/19)

Grabbed 20-Plus Rebounds: 23 by Nick Davis vs. Jackson State (11/21/97)

**RECORD: 23 by Nick Davis vs. Jackson State (11/21/97)**

• Grabbed 10 Offensive Rebounds: 10 by Bobby Portis vs. LSU (03/07/15)

• Grabbed 10 Defensive Rebounds: 10 by Daniel Gafford vs. Alabama (03/09/19)

### • ASSISTS •

Had 10 Assists: 10 by Jalen Harris at Missouri (02/12/19)

Had 15 Assists: 15 by Dontell Jefferson vs. Portland State (11/18/05)

**RECORD: 15 by Dontell Jefferson vs. Portland State (11/18/05)**

### • STEALS •

**Had 5 Steals: 5 by Isaiah Joe vs Georgia Tech (11/25/19)**

Had 6-7 Steals: 6 by Jabril Durham vs. Mississippi State (01/09/16)

Had 8-9 Steals: 9 by Robert Shepard at Arizona (12/06/92)

**RECORD: 9 by Robert Shepard at Arizona (12/06/92)**

### • BLOCKED SHOTS •

**Had 5 Blocks: 5 by Adrio Bailey vs Texas Southern (11/19/19)**

Had 6-9 Blocks: 7 by Reggie Chaney at Providence (03/19/19)

Had 10 Blocks: 10 by Steven Hill vs. Texas State (12/06/05)

**RECORD: 10 by Steven Hill vs. Texas St. (12/06/05) & Oliver Miller vs. Texas (02/04/90)**

### • TURNOVERS •

**Committed 5-9 Turnovers: 5 by Isaiah Joe vs Rice (11/05/19)**

Committed 10 Plus Turnovers: 10 by Courtney Fortson at South Carolina (02/21/09)

### • MINUTES PLAYED •

38 Minutes: Mason Jones vs. LSU (01/12/19)

**39 Minutes: 39:46 Mason Jones & 39:21 Desi Sills (OT) at GA Tech (11/25/19)**

40 Minutes (Regulation): Julysses Nobles vs. Louisville (11/17/09)

**40 Minutes (OT): 43:47 Jimmy Whitt Jr. & 43:07 Isaiah Joe at GA Tech (11/25/19)**

45 Plus Minutes: 47 by BJ Young vs. Auburn (01/16/13)

### • MISCELLANEOUS •

Scored 20 Or More Points In Back-To-Back Games: Daniel Gafford

20 at Vanderbilt (03/06/19) and 29 vs. Alabama (03/09/19)

Scored 20 or More Points in Five-Plus Consecutive Games: (7) by Daryl Macon

20, 25, 22, 20, 22, 25, 21 (01/18/18 to 02/10/19)

Scored 20 or More Points in 10-Plus Consecutive Games: (11) by Todd Day

20, 23, 26, 26, 22, 31, 23, 21, 27, 21, 20 (12/01/90 to 01/12/91)

Scored 30 or More Points in Back-To-Back Games: Jannero Pargo

35 vs. Florida (01/26/02) and 33 at Alabama (01/30/02)

Most Points in Back-To-Back Games: 82 by Martin Terry

35 at TCU (02/20/73) and 47 vs. SMU (02/24/73)

Consecutive Free Throws Made: 48 by Ricky Medlock (20 gms; 12/21/74 to 03/04/75)

**Double-Double: Pts/Rebs: Jimmy Whitt Jr. (17 & 10) Texas Southern (11/19/19)**

Double-Double: Pts/Assists: Jalen Harris (11 & 10) vs. UTSA (12/15/18)

Two Players with Double-Double in Same Game: vs. UTSA (12/15/18)

Daniel Gafford (13 pts, 14 rebs) and Jalen Harris (11 pts, 10 assists)

Had 5-Plus Assists in 5-Plus Consecutive Games: (6) by Jalen Harris

11, 6, 10, 12, 7, 10 (11/21/81 thru 12/15/18)

Had 10 or More Assists in Back-to-Back Games: Jalen Harris

10 vs. FIU (12/01/18) and 12 at Colorado State (12/05/18)

Three-Plus Players with 5-Plus Assists in a Game: vs. Montana State (11/21/18)

Jalen Harris (11), Isaiah Joe (5) and Desi Sills (5)

Had 5 or More Steals in Back-to-Back Games: Ronnie Brewer

5 vs. Western Illinois (01/01/06) and 5 vs. Mississippi State (01/07/06)

## LAST TIME AN OPPONENT PLAYER...

### • SCORING •

Scored 25 Points: 29 by Tyler Herro at Kentucky (02/26/19)

Scored 30 Points: 31 by Prentiss Nixon vs. Colorado State (01/20/17)

Scored 40 Points: 45 by Jodie Meeks vs. Kentucky (02/14/09)

Scored 50 Points: 56 by Oscar Robertson vs. Cincinnati (03/15/58) **(on record)**

### • FIELD GOALS MADE •

Made 15 Field Goals: 17 (17-24) by Jodie Meeks vs. Kentucky (02/14/09)

Made 20 Field Goals: 21 by Oscar Robertson vs. Cincinnati (03/15/58) **(on record)**

### • FIELD GOALS ATTEMPTED •

Attempted 20 Field Goals: 20 (10-20) by Tyler Hall vs. Montana State (11/21/18)

Attempted 25 Field Goals: 28 (11-28) by Devan Downey vs. South Carolina (02/17/10)

### • FIELD GOAL PERCENTAGE •

Shot 100% FG (Min. 7 att): Adam Wing (8-8) vs. Evansville (12/08/15)

### • 3-POINTERS MADE •

Made 7 3-pointers: 7 (7-15) by Tyler Hall vs. Montana State (11/21/18)

Made 10 3-pointers: 10 (10-19) by Lance Weems at Auburn (01/06/96)

### • 3-POINTERS ATTEMPTED •

Attempted 15 3-pointers: 15 (7-15) by Tyler Hall vs. Montana State (11/21/18)

Attempted 20 3-pointers: 22 (5-22) by Jeff Fryer vs. Loyola Marymount (03/16/89)

### • FREE THROWS MADE •

Made 10 Free Throws: 11 (11-12) by Kevan Allen vs. Florida (01/09/19)

Made 15 Free Throws: 17 (17-19) by Mike Boynton vs. South Carolina (03/11/04)

### • FREE THROWS ATTEMPTED •

Attempted 15 Free Throws: 17 (11-17) by Tyler Davis vs. Texas A&M (02/17/18)

Attempted 20 Free Throws: 24 (18-24) by Frank Williams vs. Illinois (12/08/01)

### • FREE THROW PERCENTAGE •

Shot 100% FT (min 10 att): 14-14 by Grant Williams at Tennessee (01/15/19)

### • REBOUNDS •

**Grabbed 10-14 Rebounds: 13 by James Banks III at Georgia Tech (11/25/19)**

Grabbed 15-19 Rebounds: 15 by Nick Richards at Kentucky (02/26/19)

Grabbed 20 Rebounds: 20 by Antonio McDyess vs. Alabama (03/11/95)

• Grabbed 10 Offensive Rebounds: 11 by Tyler Davis at Texas A&M (01/30/18)

• Grabbed 10 Defensive Rebounds: 10 by Nick Richards (10) at Kentucky (02/26/19)

### • ASSISTS •

Had 10 Assists: 11 by Tremont Waters vs. LSU (01/12/19)

Had 13 Assists: 13 by Chuck Evans at Mississippi State (01/27/93) **(on record)**

### • STEALS •

Had 5 Steals: 6 by Alpha Diallo at Providence (03/19/19)

Had 8 Steals: 8 by Terry Conerway vs. Texas State (12/21/02)

### • BLOCKED SHOTS •

Had 5 Blocks: 5 by James Banks III vs. Georgia Tech (12/19/18)

Had 6-9 Blocks: 7 by Stefan Moody at Ole Miss (02/13/16)

Had 10 Plus Blocks: 10 by P.J. Roberson vs. Grambling State (11/26/11)

### • TURNOVERS •

**Committed 5-9 Turnovers: 6 by Bubba Parham at Georgia Tech (11/25/19)**

Committed 10 Plus Turnovers: 12 by Devin Gibson vs. UTSA (12/12/07)

## LAST TIME ARKANSAS HIGHS...

## • SCORING •

Scored 100 Points: 104 vs. Oral Roberts (12/19/17)  
 Scored 120-Plus Points: 121 vs. FIU (12/01/18)  
 Scored 50 Points in 1st Half: 58 vs. FIU (12/01/18)  
**Scored 50 Points in 2nd Half: 52 vs Rice (11/05/19)**  
 Scored 60 or More Points in a Half: 63 (2nd) vs. FIU (12/01/18)  
 Scored 70 or More Points in a Half: 71 (1st) vs. Alcorn (11/13/09)  
 Scored 80 or More Points in a Half: 88 (2nd) vs. U.S. International (12/09/89)

## • FIELD GOALS MADE •

**Made 30 Field Goals: 31 (31-66) vs South Dakota (11/22/19)**  
 Made 40 Field Goals: 42 (42-69) vs. FIU (12/01/18)  
 Made 50 Field Goals: 57 (57-99) vs. Troy (12/10/96)  
**RECORD: 68 (68-101) vs. U.S. International (12/09/89)**

## • FIELD GOALS ATTEMPTED •

**Attempted 70 Field Goals: 71 (31-71) vs Texas Southern (11/19/19)**  
 Attempted 80 Field Goals: 83 (34-83) vs. Iona (11/30/14)  
 Attempted 90 Field Goals: 99 (57-99) vs. Troy (12/10/96)  
 Attempted 100 Field Goals: 101 (68-101) vs. US International (12/09/89)  
**RECORD: 101 (68-101) vs. U.S. International (12/09/89)**

## • FIELD GOALS PERCENTAGE •

Shot 60% FG: 60.9 (42-69) vs. FIU (12/01/18)  
 Shot 70% or Better FG: 72.7 (32-44) vs. Alabama State (12/21/83)  
**RECORD: 79.4 (27-34) vs. Texas Tech (1979)**

## • 3-POINTERS MADE •

Made 15 3-pointers: 16 (16-24) vs. Mississippi State (01/09/16)  
 Made 20 3-pointers: 21 (21-37) vs. Troy (12/10/96)  
**RECORD: 21 (21-37) vs. Troy (12/10/96)**

## • 3-POINTERS ATTEMPTED •

**Attempted 25 3-pointers: 26 (6-26) vs Texas Southern (11/19/19)**  
 Attempted 30 3-pointers: 33 (10-33) at Texas A&M (01/05/19)  
 Attempted 35 3-pointers: 35 (11-35) vs. Montana State (11/21/18)  
**RECORD: 54 (19-54) vs. North Texas (12/30/98)**

## • 3-POINT PERCENTAGE •

Shot 50% 3PT FG (min. 15 att): 50.0 (9-18) vs. Ole Miss (03/02/19)  
 Shot 60% or Better 3PT FG (min. 15 att): 61.1 (11-18) at Vanderbilt (03/06/19)  
**RECORD (min. 15 att): 66.7 (16-24) vs. Mississippi State (01/09/16)**

## • FREE THROWS MADE •

**Made 20 Free Throws: 20 (20-26) vs Montana (11/16/19)**  
 Made 30 Free Throws: 34 (34-46) vs. UT Arlington (11/23/18)  
 Made 40 Free Throws: 41 (41-49) at Kentucky (01/25/92)  
**RECORD: 48 (48-53) vs. Ole Miss (01/17/04)**

## • FREE THROW ATTEMPTS •

Attempted 40 Free Throws: 46 (34-46) vs. UT Arlington (11/23/18)  
 Attempted 50 Free Throws: 53 (35-53) vs. Northeastern Illinois (11/16/97)  
 Attempted 60 Free Throws: 65 vs. TCU (1955)  
**RECORD: 65 vs. TCU (1955)**

## • FREE THROW PERCENTAGE •

**Shot 80% FT (min. 10 att): .83.3 (20-24) vs North Texas (11/12/19)**  
 Shot 90% or Better FT (min. 10 att): 93.5 (39-31) vs. Texas (12/17/16)  
**RECORD (min 10 att): 100 3x - Best 16-16 at Kentucky (02/27/14)**

## • REBOUNDS •

**Grabbed 40 Rebounds: 45 vs Rice (11/05/19)**  
 Grabbed 50 Rebounds: 50 vs. FIU (12/01/18)  
 Grabbed 55-Plus Rebounds: 55 vs. Utah Valley (01/03/15)  
**RECORD: 77 vs. Jackson State (01/22/02)**

## • ASSISTS •

Had 25 Assists: 29 vs. Montana State (11/21/18)  
 Had 30 Assists: 32 vs. Jackson State (11/22/96)  
 Had 40 Assists: 40 vs. Troy (12/10/96)  
**RECORD: 47 vs. U.S. International (12/09/89)**

## • STEALS •

Had 15 Steals: 15 vs Auburn (02/17/16)  
 Had 20 Steals: 24 vs. Maryland-Eastern Shore (01/02/01)  
 Had 25 Steals: 26 vs. Louisiana-Monroe (11/25/00)  
**RECORD: 26 vs. Louisiana-Monroe (11/25/00)**

## • BLOCKED SHOTS •

**Had 10 Blocks: 10 vs Texas Southern (11/19/19)**  
 Had 13 Blocks: 14 vs. Georgia (01/29/19)  
 Had 15 Blocks: 15 vs. South Alabama (12/30/91)  
**RECORD: 18 vs. Missouri (12/05/95)**

## • MOST TURNOVERS •

**Had 20 Turnovers: 21 vs Rice (11/05/19)**  
 Had 25 Turnovers: 25 at South Carolina (02/21/09)  
 Had 30 Turnovers: 32 vs. Providence (11/16/07)  
**RECORD: 32 vs. Providence (11/16/07)**

## • FOULS •

**Committed 20 Fouls: 22 at Georgia Tech (11/25/19)**  
 Committed 25 Fouls: 29 at LSU (02/02/19)  
 Committed 30 Fouls: 31 at Kentucky (01/07/17)  
**RECORD: 38 vs. Missouri (12/04/61)**

## LAST TIME ARKANSAS LOWS...

## • SCORING •

Held to 40-45 Points: 43 at Florida (01/22/11)  
 Held to 46-49 Points: 46 at Mississippi State (02/09/16)  
 Held to 50-55 Points: 50 vs. Florida (03/14/19)  
 Held to 56-59 Points: 56 at Auburn (02/20/19)  
 Held to 19 Points or Less in a Half: 18 (1st half) vs. Vanderbilt (02/07/17)

## • FIELD GOALS •

Held to Below 20 Field Goals Made: 17 (17-46) vs. Florida (03/14/19)

## • FIELD GOAL PERCENTAGE •

Held to 20-29% FG: 27.9 (17-61) vs. South Carolina (02/03/15)  
 Held to 30-35% FG: .300 (15-50) vs. Florida (01/09/19)

## • 3-POINTERS •

Did not Make a 3-pointer: 0 (0-2) at Texas (01/07/89)  
 Held to 1-4 3-PT FG Made: 4 (4-16) vs. Florida (03/11/19)  
**Held to 5-10 3-PT FG Made: 4 (4-20) vs South Dakota (11/22/19)**  
 Attempted Single-Digit 3-pointers: 8 (3-8) at LSU (02/03/18)

## • 3-POINT PERCENTAGE •

Shot 10% or Worse 3PT FG: 10.0 (1-10) at Mississippi State (02/09/16)  
 Shot 11-19% 3PT FG: 15.4 (4-26) at Auburn (02/20/19)

## • FREE THROWS •

Made Single Digit Free Throws: 7 (7-11) at LSU (02/02/19)  
 Attempted Single Digit Free Throws: 9 (7-9) vs. Georgia Tech (12/19/18)

## • FREE THROW PERCENTAGE •

Shot 40-49% FT: 40.0 (6-15) at Florida (01/17/18)  
 Shot Below 40% FT: 26.7 (4-15) at Texas A&M (01/09/13)

## • REBOUNDING •

Had 19 or Fewer Rebounds: 19 at Missouri (03/05/13)  
**Had 20-25 Rebounds: 24 vs North Texas (11/12/19)**

## • ASSISTS •

**Held to Single Digit Assists: 9 vs Montana (11/16/19)**

## • STEALS •

Had No Steals: *None on record*  
 Had 1 Steal: 1 vs. Florida (03/09/18)  
 Had 2-4 Steals: 3 at Texas A&M (01/05/19)

## • BLOCKED SHOTS •

Had No Blocked Shots: 0 vs. Missouri (1/23/19)

## • FEWEST TURNOVERS •

Had 1-4 Turnovers: 4 vs. Georgia (01/29/19)  
**Had 5-10 Turnovers: 8 vs South Dakota (11/22/19)**

## • FOULS •

Had Single Digit Fouls: 9 vs. LSU (02/17/07)

## ARKANSAS MISCELLANEOUS...

<b>Played in an OT game:</b>	<b>11/25/19 at Georgia Tech</b>	<b>W, 62-61 (OT)</b>
Played in a 2OT game:	01/23/18 at Georgia	W, 80-77 (2 OT)
Played in a 3OT game:	02/09/80 vs. Houston	L, 90-84 (3 OT)
Beat AP team ranked 21-25:	03/09/18 vs. #23 Florida (SEC)	W, 80-72
Beat AP team ranked 16-20:	02/02/19 at #19 LSU	W, 90-89
Beat AP team ranked 11-15:	02/27/18 vs. #14 Auburn	W, 91-82
Beat AP team ranked 6-9:	12/30/17 vs. #9 Tennessee	W, 95-93 (OT)
Beat AP team ranked 2-5:	01/27/16 vs. #5 Texas A&M	W, 74-71
Beat AP team ranked #1:	02/12/84 vs. #1 North Carolina (PB)	W, 65-64
Beat AP Top 25 team on road:	02/02/19 at #19 LSU	W, 90-89
Beat AP Top 10 team on road:	02/09/94 at #4 Kentucky	W, 90-82



## LAST TIME AN OPPONENT HIGHS...

### • SCORING •

Scored 100 Points: 106 at Tennessee (01/15/19)  
 Scored 110 Points: 117 at Ole Miss (12/10/73)  
 Scored 50 Points in 1st Half: 55 at Tennessee (01/15/19)  
 Scored 50 Points in 2nd Half: 51 at Tennessee (01/15/19)  
 Scored 60 or More Points in a Half: 60 (1st half) vs. Alabama (02/28/96)

### • FIELD GOALS MADE •

Made 30 Field Goals: 31 (31-64) by Ole Miss (01/19/19)  
 Made 40 Field Goals: 40 (40-68) by Texas (01/05/10)  
 Made 45 Field Goals: 45 (45-80) vs. Pittsburgh (12/29/86)

### • FIELD GOALS ATTEMPTED •

Attempted 70 Field Goals: 71 (32-71) by Tennessee (12/30/17)  
 Attempted 80 Field Goals: 83 (31-83) by FIU (12/01/18)

### • FIELD GOAL PERCENTAGE •

Shot 60% FG: 61.1 (15-23) vs. Auburn (02/17/16)  
 Shot 65% FG: 67.7 (4-65) vs. North Carolina (03/23/08)  
 Shot 69% FG: 69.8 (37-53) at Auburn (01/14/95)

### • 3-POINTERS MADE •

Made 15 3-pointers: 15 (15-30) at LSU (02/03/18)  
 Made 17 3-pointers: 17 (17-33) at Auburn (02/20/19)

### • 3-POINTERS ATTEMPTED •

**Attempted 25 3-pointers: 25 (2-25) vs Rice (11/05/19)**  
 Attempted 30 3-pointers: 33 (17-33) at Auburn (02/20/19)  
 Attempted 35 3-pointers: 37 (6-37) by FIU (12/01/18)

### • 3-POINT PERCENTAGE •

Shot 50% 3PT FG (min 15 att): 51.5 (17-33) at Auburn (02/20/19)  
 Shot 60% or Better 3PT FG (min 15 att): 62.7 (10-15) at South Carolina (02/09/19)

### • FREE THROWS •

Made 20 Free Throws: 26 (26-28) vs. Georgia (03/04/17)  
 Made 30 Free Throws: 32 (32-38) at LSU (02/02/19)  
 Made 40 Free Throws: 40 (40-50) vs. UMass (11/25/94)

### • FREE THROW ATTEMPTS •

Attempted 35 Free Throws: 38 (32-38) at LSU (02/02/19)  
 Attempted 40 Free Throws: 40 (24-40) at Mississippi State (01/02/18)  
 Attempted 50 Free Throws: 50 (39-50) vs. South Carolina (03/11/04)

### • FREE THROW PERCENTAGE •

Shot 80% FT (min. 10 att): .882 (15-17) at Ole Miss (01/19/19)  
 Shot 90% or Better FT (min. 10 att): 91.2 (31-34) vs. Auburn (02/27/18)

### • REBOUNDING •

**Grabbed 40 Rebounds: 45 at Georgia Tech (11/25/19)**  
 Grabbed 50 Rebounds: 50 at LSU (02/11/17)  
 Grabbed 55-Plus Rebounds: 56 vs. Georgia (01/29/19)

### • ASSISTS •

Had 25 Assists: 25 vs. Louisville (11/17/09)  
 Had 30 Assists: 30 at UAB (01/27/90)

### • STEALS •

Had 15 Steals: 15 at LSU (02/24/10)  
 Had 18 Steals: 18 vs. Alcorn State (12/02/95)

### • BLOCKED SHOTS •

Had 10 Blocks: 10 at Tennessee (01/22/14)  
 Had 13 Blocks: 13 at Mississippi State (01/14/10)

### • MOST TURNOVERS •

**Had 20 Turnovers: 23 at Georgia Tech (11/25/19)**  
**Had 25 Turnovers: 27 vs Rice (11/05/19)**  
 Had 30 Turnovers: 30 vs. Louisiana-Monroe (12/31/04)

### • FOULS •

Committed 10-14 Fouls: 14 vs. Alabama (03/09/19)  
**Committed 15-19 Fouls: 16 at Georgia Tech (11/25/19)**  
**Committed 20-29 Fouls: 20 vs Texas Southern (11/19/19)**  
 Committed 30-44 Fouls: 34 vs. UT Arlington (11/23/18)  
 Committed 45 Fouls: 36 vs. Centenary (12/04/82)

## LAST TIME AN OPPONENT LOWS

### • SCORING •

Held to 30-39 Points: 33 vs. Vanderbilt (01/12/13)  
**Held to 40-45 Points: 43 vs North Texas (11/12/19)**  
**Held to 46-49 Points: 46 vs Montana (11/16/19)**  
**Held to 50-55 Points: 51 vs Texas Southern (11/19/19)**  
**Held to 56-59 Points: 56 vs South Dakota (11/22/19)**  
 Held to 19 Points or Less in a Half: 11 vs. Vanderbilt (01/12/13)

### • FIELD GOAL PERCENTAGE •

Held to 21% or Worse FG: 20.97 (13-62) vs. Jackson State (11/22/02)  
**Held to 20-29% FG: 28.6 (16-56) vs Rice (11/05/19)**  
**Held to 30-35% FG: 34.5 (19-55) vs Texas Southern (11/19/19)**

### • 3-POINTERS •

Did not Make a 3-pointer: 0 (0-10) by Mississippi State (02/07/15)  
**Held to 1-4 3-PT FG Made: 2 (2-11) at Georgia Tech (11/25/19)**  
 Held to 5-10 3-PT FG Made: 6 (6-27) at Vanderbilt (03/06/19)

### • 3-POINT PERCENTAGE •

**Shot 10% or Worse 3PT FG: 8.0 (2-25) vs Rice (11/05/19)**  
**Shot 11-19% 3PT FG: 18.2 (2-11) at Georgia Tech (11/25/19)**

### • FREE THROWS •

Made 1-5 Free Throws: 3 (3-7) vs. Oral Roberts (12/19/17)  
**Made 6-9 Free Throws: 9 (9-14) vs South Dakota (11/22/19)**

### • FREE THROW ATTEMPTS •

Attempted Single Digit Free Throws: 7 (3-7) vs. Oral Roberts (12/19/17)

### • FREE THROW PERCENTAGE •

Shot 40-49% FT: 47.4 (9-19) vs. Auburn (02/17/16)  
 Shot Below 40% FT: 38.1 (8-21) vs. Texas State (12/22/18)

### • REBOUNDING •

Had 19 or Fewer Rebounds: 19 vs. Missouri-Kansas City (12/02/06)  
 Had 20-25 Rebounds: 25 at Texas Tech (01/26/19)

### • ASSISTS •

**Held to Single Digit Assists: 6 at Georgia Tech (11/25/19)**

### • STEALS •

Had No Steals: 0 by North Texas (01/03/04)  
 Had 1 Steal: 1 at Florida (01/17/18)  
**Had 2-4 Steals: 4 vs Texas Southern (11/19/19)**

### • BLOCKED SHOTS •

**Had No Blocked Shots: 0 vs North Texas (11/12/19)**

### • FEWEST TURNOVERS •

Had Single Digit Turnovers: 9 at Providence (03/19/19)

### • FOULS •

Had Single Digit Fouls: 8 at Michigan (12/08/12)

# RAZORBACK SPEED CHART



## JEANTAL CYLLA

**0** F • Gr.Sr. • 6-7 • 215  
Lake Worth, Fla.



Played 2 yrs at FAU and 1 at UNCW ... B.A. in Communication Studies from UNCW in May '19 ... Pursuing M.Ed. in Adult & Lifelong Learning ... Member of Haitian National Team ... 3 career double-doubles ... Scored his 1,000th career point vs South Dakota.

Year	GP	GS	Min	Avg	FG	FGA	Pct	3FG	3FGA	Pct	FT	FTA	Pct	Off	Def	Tot	Avg	PF	FO	Ast	TO	Blk	Stl	Pts	Avg
2019-20	6	0	90	15.0	7	24	.292	1	11	.091	1	2	.500	3	13	16	2.7	11	0	0	6	3	0	16	2.7
CAREER	102	86	2550	25.0	343	857	.400	101	332	.304	213	272	.783	104	275	379	3.7	240	6	47	125	45	47	1000	9.8

## CAREER HIGHS

PTS: 25 at UTEP (01/12/16)  
REB: 10 (2x) last at Mercer (12/21/18)  
AST: 3 vs UNC Greensboro (11/13/18)  
STL: 4 vs Webber (12/21/16)  
BLK: 2 (6x) last vs JMU (02/02/19)



## ISAIAH JOE

**1** G • So. • 6-5 • 180  
Fort Smith, Ark.

**Jerry West Shooting Guard of the Year Watch List and Preseason 2nd Team All-SEC** ... Only needs 23 more treys to enter Arkansas' career top 10 for 3's made ... Had led the team in assists 3x this season and had 5 rebs 3x ... Had career-high 7 assists vs Rice ... Scored 33 points and had five steals vs TX SOU, both one shy of career highs ... Led team in taking 27 charges last season and has 3 this year.

Year	GP	GS	Min	Avg	FG	FGA	Pct	3FG	3FGA	Pct	FT	FTA	Pct	Off	Def	Tot	Avg	PF	FO	Ast	TO	Blk	Stl	Pts	Avg
2019-20	6	6	222	37.0	32	84	.381	20	55	.364	16	20	.800	5	26	31	5.2	9	0	18	11	1	13	100	16.7
CAREER	40	40	1246	31.2	180	442	.407	133	328	.405	78	102	.765	26	99	125	3.1	73	0	76	53	6	64	571	14.3

## CAREER HIGHS

PTS: 34 vs FIU (12/01/18)  
REB: 9 at Georgia Tech (11/25/19)  
AST: 7 vs Rice (11/05/19)  
STL: 6 (2x) last at Ga Tech (11/25/19)  
BLK: 2 vs Ole Miss (03/02/19)



## ADRIO BAILEY

**2** F • Sr. • 6-6 • 222  
Clarence, La.

**2019 SEC Community Service Team** ... Represents Arkansas on the SEC Men's Basketball Leadership Council and member of Arkansas SAAC ... In each of the first four games, set or tied a career high in each contest ... Posted 1st career double-double w/ 12 pts & career-high 11 rebs vs Montana.

Year	GP	GS	Min	Avg	FG	FGA	Pct	3FG	3FGA	Pct	FT	FTA	Pct	Off	Def	Tot	Avg	PF	FO	Ast	TO	Blk	Stl	Pts	Avg
2019-20	6	6	222	37.0	32	84	.381	20	55	.364	16	20	.800	5	26	31	5.2	9	0	18	11	1	13	100	16.7
CAREER	98	50	1423	14.5	170	344	.494	4	17	.235	69	119	.580	79	171	250	2.6	195	3	57	65	64	67	413	4.2

## CAREER HIGHS

PTS: 20 vs UC Davis (11/12/18)  
REB: 11 vs Montana (11/16/19)  
AST: 3 (4x) last at Ga Tech (11/25/19)  
STL: 4 vs North Texas (11/12/19)  
BLK: 5 (2x) last vs TX Southern (11/19/19)



## DESI SILLS

**3** G • So. • 6-1 • 196  
Jonesboro, Ark.

Although he did not have enough attempts to qualify for NCAA/SEC, led the team in 3PT% (.460) last season ... Pulled down career-high six rebs vs North Texas ... Snapped an 0-for-17 spell from 3-point range vs South Dakota.

Year	GP	GS	Min	Avg	FG	FGA	Pct	3FG	3FGA	Pct	FT	FTA	Pct	Off	Def	Tot	Avg	PF	FO	Ast	TO	Blk	Stl	Pts	Avg
2019-20	6	6	181	30.2	20	56	.357	2	25	.080	7	10	.700	5	16	21	3.5	17	0	10	15	1	6	49	8.2
CAREER	40	14	757	18.9	75	181	.414	31	88	.352	47	67	.701	17	47	64	1.6	85	2	68	68	1	27	228	5.7

## CAREER HIGHS

PTS: 15 at Kentucky (02/26/19)  
REB: 6 vs North Texas (11/12/19)  
AST: 6 vs FIU (12/01/18)  
STL: 3 vs Ole Miss (03/02/19)  
BLK: 1 vs North Texas (11/12/19)



## JALEN HARRIS

**5** G • Jr. • 6-2 • 172  
Wilson, N.C.

A team captain as a sophomore ... 1 career double-double ... Has five games with double-digit assists and 19 with at least 5 ... Has 19 games as Razorback with 1 or fewer TO (9 with zero) ... Tied career-high with 4 steals vs Montana ... Led team with five assists vs TX Southern.

Year	GP	GS	Min	Avg	FG	FGA	Pct	3FG	3FGA	Pct	FT	FTA	Pct	Off	Def	Tot	Avg	PF	FO	Ast	TO	Blk	Stl	Pts	Avg
2019-20	6	0	120	20.0	7	17	.412	3	10	.300	10	12	.833	1	10	11	1.8	15	0	10	7	2	8	27	4.5
CAREER	71	52	1805	25.4	139	373	.373	18	106	.170	130	182	.714	21	144	165	2.3	154	1	271	113	11	71	426	6.0

## CAREER HIGHS

PTS: 17 at South Carolina (02/09/19)  
REB: 9 vs Nevada (01/07/17)  
AST: 12 at Colorado State (12/05/18)  
STL: 4 (2x) last vs Montana (11/16/19)  
BLK: 2 vs Georgia (01/29/19)



## TY STEVENS

**12** G • Jr. • 6-2 • 180  
Republic, Mo.

A 2nd-year walk-on ... Saw action in season opener vs Rice and versus Texas Southern ... Played in two games in his first year, making an old-fashion, 3-point play at Vandy.

Year	GP	GS	Min	Avg	FG	FGA	Pct	3FG	3FGA	Pct	FT	FTA	Pct	Off	Def	Tot	Avg	PF	FO	Ast	TO	Blk	Stl	Pts	Avg
2019-20	2	0	2	1.0	0	1	.000	0	0	.000	0	1	.000	0	0	0	0.0	0	0	0	0	0	0	0	0.0
CAREER	4	0	4	1.0	1	2	.500	0	0	.000	1	2	.500	0	0	0	0.0	0	0	0	0	0	0	3	0.8

## CAREER HIGHS

PTS: 3 at Vanderbilt (03/06/19)  
REB: --  
AST: --  
STL: --  
BLK: --



## EMEKE OBUKWELU

**13** F • Jr. • 6-8 • 222  
Plano, Texas

A 2nd-year walk-on who sat out last season as a transfer from DII Texas-Tyler ... Grabbed three rebounds in one minute of action in season opener vs Rice.

Year	GP	GS	Min	Avg	FG	FGA	Pct	3FG	3FGA	Pct	FT	FTA	Pct	Off	Def	Tot	Avg	PF	FO	Ast	TO	Blk	Stl	Pts	Avg
2019-20	1	0	1	1.0	0	0	.000	0	0	.000	0	0	.000	1	2	3	3.0	0	0	0	0	0	0	0	0.0
CAREER	53	41	1214	22.9	306	466	.657	0	2	.000	76	132	.576	89	215	304	5.7	158	6	63	79	13	10	688	13.0

## CAREER HIGHS

PTS: 43 vs Rhodes (12/03/17)  
REB: 20 vs Rhodes (12/03/17)  
AST: 4 at Rust (01/19/17)  
STL: 2 (2x) last at Louisiana Col (02/17/18)  
BLK: 4 vs Belhaven (01/13/18)



## MASON JONES

**15** G • Jr. • 6-5 • 200  
Desoto, Texas

Has 3 career 30-point games (32 vs Rice, 30 vs Fla, 30 vs Miss State) ... Has led the team in scoring 13 times in career (team is 10-3) ... **SEC Player of the Week:** 32 points, 7 rebs and 5 steals in win over Rice ... Has made 36 consecutive free throws dating back to last season ... Led the team in scoring, assists, steals and blocks vs Montana.

Year	GP	GS	Min	Avg	FG	FGA	Pct	3FG	3FGA	Pct	FT	FTA	Pct	Off	Def	Tot	Avg	PF	FO	Ast	TO	Blk	Stl	Pts	Avg
2019-20	6	6	188	31.3	34	67	.507	9	30	.300	34	37	.919	7	26	33	5.5	14	0	13	18	3	15	111	18.5
CAREER	40	32	1184	29.6	170	404	.421	85	238	.357	149	180	.828	25	140	165	4.1	91	2	109	79	8	46	574	14.4

## CAREER HIGHS

PTS: 32 vs Rice (11/05/19)  
REB: 10 vs FIU (12/01/18)  
AST: 7 vs Indiana (11/18/18)  
STL: 5 (2x) last at Ga Tech (11/25/19)  
BLK: 2 (7x) last vs TX Southern (11/19/19)



## ETHAN HENDERSON

**24** F • So. • 6-8 • 210  
Little Rock, Ark.

Threw down a dunk and blocked a shot in season opener vs Rice ... Had a put-back, two rebounds and a blocked shot vs Texas Southern.

Year	GP	GS	Min	Avg	FG	FGA	Pct	3FG	3FGA	Pct	FT	FTA	Pct	Off	Def	Tot	Avg	PF	FO	Ast	TO	Blk	Stl	Pts	Avg
2019-20	2	0	20	10.0	2	2	1.000	0	0	.000	0	0	.000	0	5	5	2.5	3	0	0	2	2	1	4	2.0
CAREER	14	0	71	5.1	7	12	.583	0	0	.000	1	3	.333	3	14	17	1.2	9	0	1	5	4	4	15	1.1

## CAREER HIGHS

PTS: 6 at Providence (03/19/19)  
REB: 5 at Providence (03/19/19)  
AST: --  
STL: 2 at Tennessee (01/15/19)  
BLK: 1 (4x) last TX Southern (11/19/19)



## JIMMY WHITT JR.

**33** G • Gr.Sr. • 6-3 • 175  
Columbia, Mo.



Played at Arkansas as FR, transferred to SMU, returned to Hogs for final year ... B.S. in Sport Management from SMU in May '19 ... Pursuing M.Ed. in Adult & Lifelong Learning ... Coach Muss says he is "the best rebounding point guard in the nation" ... 6 career Double-Doubles including 1 Triple-Double ... Had double-double vs TX SOU (17 pts / 11 rebs) and 24 pts vs South Dakota ... Is 20 points shy of 1,000 and 21 assists shy of 300.

Year	GP	GS	Min	Avg	FG	FGA	Pct	3FG	3FGA	Pct	FT	FTA	Pct	Off	Def	Tot	Avg	PF	FO	Ast	TO	Blk	Stl	Pts	Avg
2019-20	6	6	204	34.0	34	65	.523	0	0	.000	8	14	.571	7	26	33	5.5	12	0	13	7	5	8	76	12.7
CAREER	101	79	2905	28.8	411	878	.468	16	65	.246	148	237	.624	130	320	450	4.5	225	2	281	136	40	131	986	9.8

## CAREER HIGHS

PTS: 24 (2x) last vs South Dakota (11/22/19)  
REB: 13 (2x) last vs Bradley (11/20/18)  
AST: 10 vs McNeese State (11/29/18)  
STL: 5 (3x) last vs Memphis (02/14/18)  
BLK: 3 (2x) last at Memphis (01/19/19)



## REGGIE CHANEY

**35** F • So. • 6-8 • 222  
Tulsa, Okla.

Missed the first three games ... Tied career high with four steals in his debut (TX SOU) ... Had three dunks and three steals vs South Dakota ... Ranked 13th in the SEC with 46 total blocked shots ... Blocked a shot in 15 straight games (Games 2-16) ... Had a career-high seven blocked shots at Providence and five blocked shots in win over Georgia.

Year	GP	GS	Min	Avg	FG	FGA	Pct	3FG	3FGA	Pct	FT	FTA	Pct	Off	Def	Tot	Avg	PF	FO	Ast	TO	Blk	Stl	Pts	Avg
2019-20	3	0	46	15.3	6	8	.750	0	0	.000	0	1	.000	2	3	5	1.7	6	0	2	1	5	6	12	4.0
CAREER	37	2	601	16.2	89	158	.563	0	0	.000	17	34	.500	42	81	123	3.3	88	2	27	47	51	27	195	5.3

## CAREER HIGHS

PTS: 14 at Providence (03/19/19)  
REB: 8 (2x) last at Colorado St. (12/05/18)  
AST: 4 (2x) last vs Missouri (01/23/19)  
STL: 4 (3x) last vs TX Southern (11/19/19)  
BLK: 7 at Providence (03/19/19)



## ERIC MUSSELMAN

University of Arkansas Head Coach  
San Diego, 1987  
As Arkansas Head Coach: 6-0 (1st yr)  
As Collegiate Head Coach: 116-34 (5th yr)  
As Pro Head Coach: 503-291 (14 seasons)

In 18 seasons as a head coach, finished 1st in his conf./division 13 times ... In 14 seasons as a pro head coach, led league in wins 7x (2nd-most wins 3x) ... In 4 years in college, won 3 conf. titles, played in 3 NCAA tournaments and won CBI championship ... Only needed 130 games as collegiate head coach to record 100 wins ... First coach in pro basketball history to win 100 games by the age of 28 ... In seven years as head coach in CBA, a league-best 24 of his players were called up to the NBA and he coached five All-Star games.

