

RICE OWLS BASKETBALL

2019-20 GAME NOTES

2019-20 SCHEDULE

OCTOBER

31 ST. EDWARD'S (EXH.) L, 83-89

NOVEMBER

5 at Arkansas SEC+ 7 p.m.

9 PENN CUSAtv 3:30 p.m.

10 WAYLAND BAPTIST CUSAtv 4 p.m.

12 at Northwestern State 6:30 p.m.

16 at UC Santa Barbara 4 p.m.

19 HOUSTON CBSN/FB 7 p.m.

22 ¹ vs. Milwaukee FloHoops 1 p.m.

23 ¹ vs. Liberty/Morgan St. FloHoops TBD

24 ¹ vs. TBD FloHoops TBD

DECEMBER

7 at Lamar 2 p.m.

14 HOUSTON BAPTIST CUSAtv 7 p.m.

19 ST. THOMAS CUSAtv 11:15 a.m.

29 SAM HOUSTON STATE CUSAtv 2 p.m.

JANUARY

2 * at Marshall ESPN+ 6 p.m.

4 * at WKU ESPN3 4 p.m.

9 * FLORIDA ATLANTIC ESPN+ 7 p.m.

11 * FIU ESPN+ 2 p.m.

16 * at Louisiana Tech ESPN+ 6:30 p.m.

18 * at Southern Miss ESPN+ 2 p.m.

20 * at North Texas ESPN+ 7 p.m.

23 * UTEP ESPN+ 7 p.m.

25 * UTSA ESPN+ 7 p.m.

FEBRUARY

1 * NORTH TEXAS ESPN+ 2 p.m.

6 * at UAB ESPN+ 7 p.m.

8 * at Middle Tennessee CUSAtv 5 p.m.

13 * OLD DOMINION ESPN+ 7 p.m.

15 * CHARLOTTE ESPN+ 2 p.m.

22 * C-USA Bonus Play TBA

27 * C-USA Bonus Play TBA

MARCH

1 * C-USA Bonus Play TBA

4 * C-USA Bonus Play TBA

7 * C-USA Bonus Play TBA

11-14 ² C-USA Championship

1 Islands of the Bahamas Showcase (Nassau, Bahamas)

2 Conference USA Championship (Frisco, Texas)

All times are central and subject to change

BOLD indicates home games



GAME 1



RICE *AT* ARKANSAS

NOVEMBER 5, 2019 / 7 P.M. CT / FAYETTEVILLE, ARK.

BUD WALTON ARENA (19,200)

TV: SEC NETWORK+

(Play-by-Play: Brett Dolan; Analyst: Kikko Haydar)

Radio: TuneIn/Stretch Internet

(Play-by-Play: J.P. Heath)

RICE OWLS

2018-19 Record: 13-19
2018-19 C-USA Record: 8-10
Last Game: L, 83-89 vs. St. Edward's
Head Coach: Scott Pera
Career Record (Years): 20-43 (3rd)
At Rice: 20-43 (3rd)
vs. Arkansas: 0-0

ARKANSAS RAZORBACKS




2018-19 Record: 18-16
2018-19 SEC Record: 8-10
Last Game: W, 78-51 vs. SW Oklahoma State
Head Coach: Eric Musselman
Career Record (Years): 110-34 (5th)
At Arkansas: 0-0 (1st)
vs. Rice: 0-0

RICE OPENS 2019-20 SEASON AT ARKANSAS

- Rice opens the 2019-20 regular season when it travels to Fayetteville, Ark., to face former Southwest Conference foe Arkansas this Tuesday, Nov. 2. Tip-off is scheduled for 7 p.m. and the game will be livestreamed by SEC Network+.
- Rice and Arkansas have met 143 times, the sixth most times in Rice's 106-year basketball history. The series dates back to 1923-24 when they played twice, both at Rice with each team winning a game. The next year, the teams played a pair of games in Fayetteville, with each team again winning a game. Arkansas owns a 102-41 advantage, including a 54-11 mark in Fayetteville. In fact, the teams met every year from 1924 until 1991 as members of the Southwest Conference. However, they have only met once since Arkansas left the Southwest Conference for the Southeastern Conference prior to the 1991-92 season, with the Razorbacks taking an 80-61 decision on Dec. 17, 2005 in Fayetteville. Arkansas has won 15 straight games in the series and 40 of the last 43.
- Rice returns nine letterwinners and four starters from last year's squad that finished 13-19 overall and 8-10 in Conference USA. Rice returns its top three scorers and seven of its top nine, led by forward Robert Martin with 12.2 points. He is the team's leading returning rebounder, grabbing 6.2 boards per game, which was 12th in the league. He was also third in the conference in three-point field goal percentage, connecting on 42.6%. Guard Chris Mullins was second on the team in scoring, averaging 12.0 points per game. He also led the squad in assists (2.7 apg) and steals (1.3 spg).
- Guard Ako Adams averaged 11.2 points per game and 2.7 assists. He led the team with 72 three-pointers made the conference in free throw percentage (90.5%). Guard Trey Murphy III averaged 8.8 points per game and connected on 42.1% from behind the arc.
- This year's squad features a total of seven newcomers, including five freshmen and two transfers. The five freshmen include guards Quincy Olivari (Atlanta, Ga.) and Reed Myers (Phoenix, Ariz.) and forwards Zach Crisler (North Wales, Pa.), Max Fiedler (Indianapolis, Ind.) and Ben Moffat (Wichita Falls, Texas). The transfers consist of graduate student Tommy McCarthy (Harvard) and junior forward Malik Ondigo (Texas Tech).
- Rice opens its home schedule this Saturday, Nov. 9, when it hosts Penn. Tip-off is scheduled for 3:30 p.m. and the game will be livestreamed by CUSAtv.



2018-19 OVERALL • 13-19 / C-USA • 8-10 / HOME • 9-7 / AWAY 4-11 / NEUTRAL • 0-1
PREVIOUS GAME'S STARTERS HIGHLIGHTED IN SHADED BOX

0		PAYTON MOORE	Last Game: 2 pts, 4 asts vs. St. Edward's Notes: Averaged 2.6 pts and 1.2 rbs...twice had a career-high 4 rbs (at UTRGV, vs. Marshall)...career-high 9 pts at BYU...had 4 pts and 2 asts vs. Northwestern St...had 4 pts and 3 rbs in first career action vs. Saint Leo...scored 6 pts at Penn.						2018-19 SEASON HIGHS
		G • 6-4 • 175 • Fr. • Los Angeles, Calif.							Pts: 9 at BYU, 11/21/18 Reb: 4, 2x, last vs. Marshall, 2/9/19 Ast: 3, 5x, last vs. Marshall, 2/9/19 Stl: 3 vs. Marshall, 2/9/19
		PPG RPG APG SPG BPG MPG							
		2.6 1.2 0.9 0.5 0.1 10.9							
1		JOSH PARRISH	Last Game: 7 pts, 4 rbs vs. St. Edward's Notes: Averaged 6.3 pts and 2.8 rbs...connected on 50.4 FG%...scored double-figures four times...career-high 9 rbs at UTEP...grabbed 7 rbs at Florida Atlantic...scored 13 pts at FIU...grabbed 7 rbs vs. Northwestern St...had five blocks vs. Alabama A&M...career-high 15 pts and 3 stls at Penn...scored 10 pts against Saint Leo.						2018-19 SEASON HIGHS
		G • 6-4 • 215 • r-Jr. • Arlington, Texas							Pts: 15 at Penn, 11/9/18 Reb: 9 at UTEP, 2/23/19 Ast: 4 vs. Alabama A&M, 11/12/18 Stl: 3 at Penn, 11/9/18
		PPG RPG APG SPG BPG MPG							
		6.3 2.8 1.1 0.7 0.5 19.8							
2		TREY MURPHY III	Last Game: 21 pts, 8 rbs, 3 blks vs. St. Edward's Notes: Averaged 8.4 pts & 2.6 rbs...scored double-figures 12 times...2nd on team & 4th in C-USA in 3FG%...2nd on team in 3PT FG's made...career-high 24 pts & 5 3FG's vs. UAB...grabbed a career-high 6 rbs vs. Louisiana Tech...18 pts in back-to-back games (at UNT, vs. MTSU).						2018-19 SEASON HIGHS
		G • 6-8 • 200 • So. • Durham, N.C.							Pts: 24 vs. UAB, 1/26/19 Reb: 6, 3x, last at UTEP, 2/23/19 Ast: 3 vs. WKU, 2/7/19 Stl: 3 at Charlotte, 1/31/19
		PPG RPG APG SPG BPG MPG							
		8.4 2.6 0.7 0.5 0.5 20.6							
3		AKO ADAMS	Last Game: 8 pts vs. St. Edward's Notes: 3rd on the team in scoring (11.2)...2nd on team in assists (2.6)...1st on team in 3PT FG's made...led C-USA in FT%...scored double-figures 19 times...led team in asts 12 times & pts 7 times...scored 17 pts at BYU...set career-highs for pts (23) and 3's (7) vs. WKU...had 22 pts and career-high 7 rbs vs. Alabama A&M.						2018-19 SEASON HIGHS
		G • 6-3 • 175 • Sr. • Washington, D.C.							Pts: 23 vs. WKU, 2/7/19 Reb: 7 vs. Alabama A&M, 11/12/18 Ast: 8 vs. Northwestern State, 11/17/18 Stl: 3 vs. Charlotte, 3/9/19
		PPG RPG APG SPG BPG MPG							
		11.2 2.6 2.6 0.6 0.0 27.3							
4		QUINCY OLIVARI	Last Game: 9 min vs. St. Edward's Notes: Was a McDonald's All-American nominee...named First Team All-Region 2...averaged 15 points, six rebounds, four assists and two steals...A four-year letterwinner who started the last three years...led Westlake to the state and region championship in 2016, the regional finals in 2017 and the Sweet 16 in 2018.						2018-19 SEASON HIGHS
		G • 6-2 • 190 • Fr. • Atlanta, Ga.							Pts: N/A Reb: N/A Ast: N/A Stl: N/A
		PPG RPG APG SPG BPG MPG							
		0.0 0.0 0.0 0.0 0.0 0.0							
5		ADDISON OWEN	Last Game: DNP vs. St. Edward's Notes: Saw action in two games last year, against Northwestern State and Marshall...played a total of three minutes.						2018-19 SEASON HIGHS
		G • 6-5 • 195 • Sr. • Atlanta, Ga.							Pts: N/A Reb: N/A Ast: N/A Stl: N/A
		PPG RPG APG SPG BPG MPG							
		0.0 0.0 0.0 0.0 0.0 1.5							
10		ROBERT MARTIN	Last Game: 20 pts, 6 rbs, 2 blks vs. St. Edward's Notes: C-USA Player of the Week (2/25)...1st on the team in pts (12.2) and 2nd in rbs (6.2)...1st on team and 3rd in C-USA 3-PT FG%...three double-doubles...scored double-figures 21 times...led team in pts 8 times and rbs 6 times...four 20-pt games...scored a career-high 35 pts vs. North Texas...career-high 13 rbs at UTEP.						2018-19 SEASON HIGHS
		F • 6-6 • 220 • Sr. • Pittsburgh, Pa.							Pts: 35 vs. North Texas, 12/29/18 Reb: 13 at UTEP, 2/23/19 Ast: 4, 3x, last at North Texas, 1/19/19 Stl: 3 vs. Saint Leo, 11/6/18
		PPG RPG APG SPG BPG MPG							
		12.2 6.2 1.7 0.9 0.3 25.6							
12		BEN MOFFAT	Last Game: DNP vs. St. Edward's Notes: Named First Team All-District and First Team All-Regional...earned District Defensive Most Valuable Player honors...as a senior, averaged 13.5 points, 8.1 rebounds and 1.5 blocks...in his career, averaged 12.9 points, 7.1 rebounds and 1.2 blocks...was also named First Team Academic All-State.						2018-19 SEASON HIGHS
		F • 6-8 • 225 • Fr. • Wichita Falls, Texas							Pts: N/A Reb: N/A Ast: N/A Stl: N/A
		PPG RPG APG SPG BPG MPG							
		0.0 0.0 0.0 0.0 0.0 0.0							
13		TOMMY MCCARTHY	Last Game: 5 pts vs. St. Edward's Notes: Graduate transfer from Harvard...Averaged 4.8 pts and 2.1 asts in 54 career games...had a career-high 21 pts at Cornell...grabbed a career-high 7 rbs vs. Cornell...had 9 asts at Northeastern.						2018-19 SEASON HIGHS
		G • 6-1 • 175 • Gr. • Rancho Santa Fe, Calif.							Pts: N/A Reb: N/A Ast: N/A Stl: N/A
		PPG RPG APG SPG BPG MPG							
		0.0 0.0 0.0 0.0 0.0 1.9							
14		REED MYERS	Last Game: DNP vs. St. Edward's Notes: Averaged 9.9 points, 7.0 assists, 2.5 rebounds and 1.1 steals...named First Team Division 2A All-State...named Metro Region First Team and Offensive Player of the Year...helped lead the Eagles to the Division 2A Metro Region and state championships.						2018-19 SEASON HIGHS
		G • 6-0 • 180 • Fr. • Phoenix, Ariz.							Pts: N/A Reb: N/A Ast: N/A Stl: N/A
		PPG RPG APG SPG BPG MPG							
		0.0 0.0 0.0 0.0 0.0 1.9							
15		MAX FIEDLER	Last Game: 4 pts vs. St. Edward's Notes: Named the Florida Dairy Farmers Class 8A Player of the Year and All-Cape Coast Conference...a finalist for Florida's "Mr. Basketball"...averaged 21.6 points, 14.3 rebounds and 2.5 blocks as a senior...named First Team All-Cape Coast Conference and Team Most Valuable Player.						2018-19 SEASON HIGHS
		F • 6-10 • 235 • Fr. • Indialantic, Fla.							Pts: N/A Reb: N/A Ast: N/A Stl: N/A
		PPG RPG APG SPG BPG MPG							
		0.0 0.0 0.0 0.0 0.0 1.9							
20		ZACH CRISLER	Last Game: 2 pts vs. St. Edward's Notes: Averaged 12.9 points, 6.8 rebounds, 3.4 assists and 1.2 blocks...named Second Team All-Catholic League...earned the Ferguson Award for excellence in basketball and academics...earned Most Dedicated Award...was a Markward Club honoree...in his career, averaged 13.3 points, 6.5 rebounds, 2.9 assists and 1.3 blocks.						2018-19 SEASON HIGHS
		F • 6-10 • 235 • Fr. • North Wales, Pa.							Pts: N/A Reb: N/A Ast: N/A Stl: N/A
		PPG RPG APG SPG BPG MPG							
		0.0 0.0 0.0 0.0 0.0 1.9							
23		DREW PETERSON	Last Game: 9 pts, 7 rbs vs. St. Edward's Notes: Averaged 5.0 pts and 3.4 rbs...scored double-figures 6 times...made 24 starts...scored 15 pts at Charlotte...had 16 pts vs. Middle Tennessee...career-high 8 rbs at UTRGV...7 rbs vs. Lamar...had 4 asts at Texas St...had career-high 18 pts & 6 3FG's vs. Northwestern St...grabbed 7 rbs vs. Alabama A&M.						2018-19 SEASON HIGHS
		G/F • 6-8 • 185 • So. • Libertyville, Ill.							Pts: 24 vs. St. Edward's, 12/13/18 Reb: 8, 2x, last at Charlotte, 3/6/19 Ast: 6, 2x, last at UTEP, 2/23/19 Stl: 5 at Penn, 11/9/18
		PPG RPG APG SPG BPG MPG							
		5.0 3.4 1.5 0.4 0.1 19.8							
24		CHRIS MULLINS	Last Game: 5 pts, 5 rbs vs. St. Edward's Notes: C-USA Freshman of the Week (12/17)...1st on the team in asts (2.7) & stls (1.2)...2nd in pts (12.0)...has scored double-figures 22 times...led team in pts 10 times & rbs 11 times...had 3 20-pt games...grabbed career-high 8 rbs 2x...had career-high 6 asts 2x...career-high 24 pts vs. St. Edward's...had 5 stls at Penn.						2018-19 SEASON HIGHS
		G • 6-3 • 190 • So. • Grand Prairie, Texas							Pts: 15 at Penn, 11/9/18 Reb: 9 at UTEP, 2/23/19 Ast: 4 vs. Alabama A&M, 11/12/18 Stl: 3 at Penn, 11/9/18
		PPG RPG APG SPG BPG MPG							
		12.0 2.8 2.7 1.2 0.1 28.8							
35		TIM HARRISON	Last Game: DNP vs. St. Edward's Notes: Saw action in 14 games...started three games...scored 12 pts and grabbed 9 rbs...season-high 3 rbs vs. Lamar...scored 4 pts at Texas St...made first career start vs. Saint Leo.						2018-19 SEASON HIGHS
		F • 6-8 • 220 • Sr. • San Diego, Calif.							Pts: 4 at Texas State, 11/28/18 Reb: 3 vs. Lamar, 12/1/18 Ast: 2 vs. Northwestern State, 11/17/18 Stl: 1, 2x, last at Texas State, 11/28/18
		PPG RPG APG SPG BPG MPG							

RICE	VS.	ARKANSAS
2018-19	Season	2018-19
13-19	Overall	18-16
8-10	Conference	8-10
0-0	Last 10	0-0
0-0	Last 5	0-0
74.0	PPG	75.3
77.5	Opp PPG	2.3
-3.6	Margin	+3.0
.426	FG%	.446
.448	FG% Def	.424
.348	3PT%	.345
.345	3PT% Def	.333
.686	FT%	.668
22.8	FTA PG	22.6
38.2	RPG	33.6
36.3	Opp RPG	38.2
+1.9	Margin	-4.6
13.3	APG	16.0
13.7	TO PG	13.2
3.3	BPG	5.1
5.3	SPG	8.1

RICE-ARKANSAS SERIES HISTORY

Overall Record	Arkansas leads 103-41
Last five games	Arkansas leads 5-0
Last 10 games	Arkansas leads 7-0
at Rice	Arkansas leads 44-30
at Arkansas	Arkansas leads 54-11
at Tudor Fieldhouse	Arkansas leads 44-30
Neutral Record	Arkansas leads 4-0
Most points by Rice	103 (3/4/1972)
Most points by Arkansas	113 (3/4/1972)
Fewest points by Rice	9 (2/2/1925)
Fewest points by Arkansas	16 (2/25/1930)
Series Streak	Arkansas won 15
First Meeting	2/24/1924
Last Meeting	12/17/2005
Largest Margin of Victory	26 (W, 67-41, 1/15/1944)
Largest Margin of Defeat	43, 2x

UNIVERSITY INFORMATION

Name of School: Rice
City/Zip: Houston, TX 77251
Founded: 1891
Enrollment: 6,989
Nickname: Owls
School colors: Blue and Gray
Arena: Tudor Fieldhouse/5,208
Affiliation: NCAA Division I
Conference: Conference USA
President: David W. Leebron
Athletics Director: Joe Karlgaard
Press Row Phone: 713.348.5638

COACHING INFORMATION

Head Coach: Scott Pera
Alma Mater/Year: Penn State/1989
Record at Rice: 20-43/3
Overall Record: 20-43/3
Assistant Coach: Vince Alexander
Assistant Coach: Mark Linebaugh
Assistant Coach: Van Green
Director of Operations: Rhett Bonner
Video Coordinator: Derek Glasser
Athletic Trainer: Dean Miller

BASKETBALL HISTORY

Seasons: 105th
All-Time Record: 1,114-1,441/.436
All-Time Conference Record: 553-892/.383
All-Time C-USA Record: 73-159/.315
NCAA Tournament Appearances: 4
(1940, 42, 54, 70)
NIT Appearances: 5/1943, 91, 93, 2004, 05
CIT Appearances: 1/2012
CBI Appearances: 1/2017

TEAM INFORMATION

2018-19 Overall Record: 13-19
(Home: 9-7, Away: 4-11, Neutral: 0-1)
2018-19 Conference USA Record: 8-10
(Home: 5-4, Away: 3-6)
Starters Returning/Lost: 4/2
Letterwinners Returning/Lost: 6/4
Newcomers: 7
Roster Breakdown: 1 Gr/4 Sr/2 Jr/4 Soph/5 Frs

ATHLETIC COMMUNICATIONS

MBB Contact: Tim Andrzejewski
Office: 713.348.3939
Cell: 662.312.7663
E-mail: tim.andrzejewski@rice.edu
Fax: 713.348.6019
Website: www.riceowls.com
Mailing Address: P.O. Box 1892, MS 548
Houston, TX 77251-1892

PRONUNCIATION GUIDE

PLAYERS
Ako Adams AYE-ko
Malik Ondigo On-DEE-go

STAFF
Scott Pera PARE-uh

RETURNING LEADERS

RICE	CATEGORY	ARKANSAS
Robert Martin 12.2	Scoring	13.9 Isaiah Joe
Robert Martin 6.2	Rebounding	3.9 Mason Jones
Chris Mullins 2.7	Assists	5.6 Jalen Harris
Chris Mullins 1.2	Steals	1.5 Isaiah Joe
Trey Murphy III 16	Blocks	46 Reggie Chaney
Chris Mullins 123	Field Goals	148 Isaiah Joe
Chris Mullins 316	Field Goals Attempted	358 Isaiah Joe
Josh Parrish .504	Field Goal Percentage	.553 Reggie Chaney
Ako Adams 72	3-Point Field Goals	113 Isaiah Joe
Ako Adams 190	3-Point Field Goals Attempted	273 Isaiah Joe
Robert Martin .426	3-Point Field Goal Percentage	.14 Isaiah Joe
R. Martin/C. Mullins 108	Free Throws	115 Mason Jones
Chris Mullins 150	Free Throws Attempted	143 Mason Jones
Ako Adams .905	Free Throw Percentage	.804 Mason Jones

2019-20 RICE ROSTER

No.	Name	Pos.	Ht.	Wt.	Yr.	Hometown/Previous School
0	Payton Moore	G	6-4	205	So.	Los Angeles, Calif./Santa Monica HS
1	Josh Parrish	G	6-4	215	r-Jr.	Arlington, Texas/TCU
2	Trey Murphy III	G	6-8	200	So.	Durham, N.C./Cary Academy
3	Ako Adams	G	6-3	175	Sr.	Washington, D.C./Bishop O'Connell HS
4	Quincy Olivari	G	6-2	190	Fr.	Atlanta, Ga./Westlake HS
5	Addison Owen	G	6-5	195	Sr.	Atlanta, Ga./The Paideia School
10	Robert Martin	F	6-6	220	Sr.	Pittsburgh, Pa./Tilton School (N.H.)
12	Ben Moffat	F	6-8	225	Fr.	Wichita Falls, Texas/Rider HS
13	Tommy McCarthy	G	6-1	175	Gr.	Rancho Santa Fe, Calif./Harvard
14	Reed Myers	G	6-0	180	Fr.	Phoenix, Ariz./Scottsdale Christian Academy
15	Max Fiedler	F	6-10	235	Fr.	Indianapolis, Fla./Melbourne HS
20	Zach Crisler	F	6-9	215	Fr.	North Wales, Pa./La Salle HS
23	Drew Peterson	G/F	6-8	185	So.	Libertyville, Ill./Libertyville HS
24	Chris Mullins	G	6-3	190	So.	Grand Prairie, Texas/Mansfield Timberview HS
35	Tim Harrison	F	6-8	220	Sr.	San Diego, Calif./Francis Parker School
-	*Malik Ondigo	F	6-10	215	Jr.	El Mirage, Ariz./Texas Tech

*must sit out the 2019-20 season due to NCAA Transfer Rules

Head Coach: Scott Pera, 3rd Year (Penn State, 1989)

Assistant Coaches: Vince Alexander, 1st Year (Oklahoma Christian, 1989); Mark Linebaugh, 3rd Year (Colgate, 2004); Van Green, 2nd Year (Columbia, 2014)

Director of Basketball Operations: Rhett Bonner, 4th Year (Guilford, 2010)

ABOUT RICE UNIVERSITY

- Founded in 1891, Rice University has been dedicated to creating unconventional wisdom: preparing outstanding students for diverse careers and lives, contributing to the advancement of learning across a wide range of research and scholarship and sharing that knowledge and discovery with the world.
- Rice has an enrollment of 6,469 undergraduate and graduate students in 2017. As a member of the Association of American Universities, Rice University is consistently ranked among the top 20 American universities.

RICE CELEBRATES 106TH SEASON OF BASKETBALL

- Rice will play its 106th season of basketball in 2019-20.
- The Owls have an all-time record of 1,114-1,441 (.436), which includes 73-159 (.314) in Conference USA action.
- Rice also has a 553-892 (.383) mark all-time in conference play.
- Rice has made 11 postseason appearances, including four NCAA, five NIT, one CBI and one CIT appearance.

RICE IN THE POSTSEASON

- Rice has made four NCAA appearances, five NIT appearances, one CIT appearance and one CBI appearance.
- Rice is 6-13 all-time in postseason play. Rice is 2-1 at home, 2-6 on the road and 2-5 on a neutral court.
- Rice last made the postseason in 2016-17, advancing to the quarterfinals of the College Basketball Invitational.

SCOUTING RICE

- Rice returns nine letterwinners and four starters from last year's squad that finished 13-19 overall and 8-10 in Conference USA.
- Rice returns its top three scorers and seven of its top nine, led by forward Robert Martin with 12.2 points. He is the team's leading returning rebounder, grabbing 6.2 boards per game, which was 12th in the league. He was also third in the conference in three-point field goal percentage, connecting on 42.6%.
- Guard Chris Mullins was second on the team in scoring, averaging 12.0 points per game. He also led the squad in assists (2.7 apg) and steals (1.3 spg).
- Guard Ako Adams averaged 11.2 points per game and 2.7 assists. He led the team with 72 three-pointers made the conference in free throw percentage (90.5%).
- Guard Trey Murphy III averaged 8.8 points per game and connected on 42.1% from behind the arc.
- This year's squad features a total of seven newcomers, including five freshmen and two transfers. The five freshmen include guards Quincy Olivari (Atlanta, Ga.) and Reed Myers (Phoenix, Ariz.) and forwards Zach Crisler (North Wales, Pa.), Max Fiedler (Indianapolis, Ind.) and Ben Moffat (Wichita Falls, Texas). The transfers consist of graduate student Tommy McCarthy (Harvard) and junior forward Malik Ondigo (Texas Tech).
- Head coach Scott Pera begins his third season leading the Rice men's basketball program. He holds a record of 20-43.

SCOUTING ARKANSAS

- Arkansas begins the season after finishing 18-16 last year and 8-10 in the SEC and making the second round of the NIT.
- UA welcomes back eight letterwinners from last year's squad, including four starters. Arkansas also welcomes three newcomers.
- The Razorbacks return six of its top seven scorers, led by Second Team Preseason All-SEC selection, sophomore guard Isaiah Joe. Joe was second on the team with 13.9 points per game and led the team with 113 three-pointers and 1.5 steals per game.
- Junior guard Mason Jones was third on the team with 13.6 points per game and was second on the squad with 2.8 assists per game.
- Junior guard Jalen Harris led Arkansas with 5.6 assists per game while scoring 7.6 points per game.
- Head coach Eric Musselman begins his first season leading the Arkansas men's basketball program. He holds a record of 110-34 in four seasons as a collegiate head coach.

SERIES HISTORY

- Rice and Arkansas have met 143 times, the sixth most times in Rice's 106-year basketball history.
- The series dates back to 1923-24 when they played twice, both at Rice with each team winning a game.
- The next year, the teams played a pair of games in Fayetteville, with each team again winning a game.
- Arkansas owns a 102-41 advantage, including a 54-11 mark in Fayetteville.
- In fact, the teams met every year from 1924 until 1991 as members of the Southwest Conference.
- However, they have only met once since Arkansas left the Southwest Conference for the Southeastern Conference prior to the 1991-92 season, with the Razorbacks taking an 80-61 decision on Dec. 17, 2005 in Fayetteville.
- Arkansas has won 15 straight games in the series and 40 of the last 43.
- The entire Rice-Arkansas series can be found on Page 7.

NEXT UP

- Rice opens its home schedule this Saturday, Nov. 9, when it hosts Penn. Tip-off is scheduled for 3:30 p.m. and the game will be livestreamed by CUSAtv.

RICE IN SEASON OPENERS

- Rice is 59-46 all-time in season openers.
- Rice will be opening on the road for the 35th time and the first time since the 2016-17 season. When opening on the road, Rice is 8-27.
- This is the eighth time that Rice has opened the season against the Southeastern Conference but the first since 1979. Rice has also opened against Vanderbilt (three times), Georgia Tech (twice), Auburn (once) and

2019-20 C-USA STANDINGS

TEAM	C-USA		Overall	
	W-L	PCT.	W-L	PCT.
Rice	0-0	.000	0-0	.000
Charlotte	0-0	.000	0-0	.000
Florida Atlantic	0-0	.000	0-0	.000
FIU	0-0	.000	0-0	.000
Louisiana Tech	0-0	.000	0-0	.000
Marshall	0-0	.000	0-0	.000
Middle Tennessee	0-0	.000	0-0	.000
North Texas	0-0	.000	0-0	.000
Old Dominion	0-0	.000	0-0	.000
Southern Miss	0-0	.000	0-0	.000
UAB	0-0	.000	0-0	.000
UTEP	0-0	.000	0-0	.000
UTSA	0-0	.000	0-0	.000
WKU	0-0	.000	0-0	.000

UPCOMING GAMES

Tuesday, November 5

Maryville at Middle Tennessee (CUSAtv)	11 a.m.
Flagler at Florida Atlantic (CUSAtv)	6 p.m.
Delta State at Southern Miss (CUSAtv)	7 p.m.
FIU at RV/RV Mississippi State (SECN+)	7 p.m.
Oklahoma Christian at North Texas (CUSAtv)	7 p.m.
Old Dominion at Northern Iowa (ESPN+)	7 p.m.
Rice at Arkansas (SECN+)	7 p.m.
Tennessee Tech at WKU (ESPN3)	7 p.m.
UTSA at Oklahoma (SoonerSports.tv)	7 p.m.
New Mexico Highlands at UTEP (CUSAtv)	8 p.m.

Wednesday, November 6

Charlotte at James Madison (FloSports)	6:30 p.m.
Louisiana Tech at Texas A&M-Corpus Christi	7 p.m.

Thursday, November 7

<i>MABC Invitational; Huntington, W.V.</i>	
Robert Morris at Marshall (CUSAtv)	6 p.m.
UAB at Troy (ESPN+)	7 p.m.

Friday, November 8

Florida Atlantic at Miami (Fla.) (RSN)	6 p.m.
North Texas at VCU (MASN)	6 p.m.
<i>Sunshine Slam; Kissimmee, Fla.</i>	
UTSA vs. Southern Illinois (FloHoops)	6:30 p.m.
Ave Maria at FIU (CUSAtv)	7:30 p.m.

Saturday, November 9

Austin Peay at WKU (ESPN3)	3 p.m.
Middle Tennessee at Lipscomb (ESPN+)	3 p.m.
Penn at Rice (CUSAtv)	3:30 p.m.
<i>Sunshine Slam; Kissimmee, Fla.</i>	
UTSA vs. Oakland (FloHoops)	4:30 p.m.
Southern Miss at South Alabama (ESPN+)	7 p.m.

Sunday, November 10

<i>MABC Invitational; Huntington, W.V.</i>	
Saint Joseph's at Old Dominion (CUSAtv)	1 p.m.
Toledo at Marshall (CUSAtv)	1 p.m.
<i>Sunshine Slam; Kissimmee, Fla.</i>	
UTSA vs. Delaware (FloHoops)	2:30 p.m.
Wayland Baptist at Rice (CUSAtv)	4 p.m.

Monday, November 11

Alabama A&M at UAB (CUSAtv)	7 p.m.
Florida Atlantic at RV/NR Alabama (SECN+)	7 p.m.

All Times Central
Exhibition

RECORD WHEN...

	2019-20	Pera
All Games	0-0	20-43
Home Games	0-0	14-17
Road Games	0-0	6-23
Neutral Site Games	0-0	0-3
C-USA Games	0-0	12-24
C-USA Home Games	0-0	8-10
C-USA Road Games	0-0	4-14
Non-Conference Games	0-0	8-19
Non-Conference Home Games	0-0	6-6
Non-Conference Road Games	0-0	2-9
Non-Conference Neutral Site Games	0-0	0-3
White Jerseys	0-0	9-16
Blue Jerseys	0-0	6-24
Gray Jerseys	0-0	5-3
November Games	0-0	5-10
December Games	0-0	3-11
January Games	0-0	6-9
February Games	0-0	3-10
March Games	0-0	3-3
Sunday Games	0-0	1-1
Monday Games	0-0	1-1
Tuesday Games	0-0	2-2
Wednesday Games	0-0	1-6
Thursday Games	0-0	8-8
Friday Games	0-0	1-4
Saturday Games	0-0	6-21
Overtime Games	0-0	2-3
Night Games	0-0	13-34
Day Games	0-0	6-9
TV Games	0-0	6-28
led at halftime	0-0	16-9
trail at halftime	0-0	4-33
tied at halftime	0-0	0-1
shoot better than opp.	0-0	12-9
shoot the same as opp.	0-0	1-1
shoot worse than opp.	0-0	6-33
Shoot 45% or better	0-0	8-12
Shoot less than 45%	0-0	12-31
Opp. shoots 45% or better	0-0	2-23
Opp. shoots below 45%	0-0	18-19
Make five or fewer 3-pointers	0-0	1-4
Make more than five 3-pointers	0-0	19-41
Attempt 20 or fewer 3-pointers	0-0	1-6
Attempt more than 20 3-pointers	0-0	19-37
Shoot more free throws than opp.	0-0	16-18
Opp. shoots same/more free throws	0-0	4-25
Outrebound opponent	0-0	18-17
Same/Outrebounded by opp.	0-0	2-26
Bench outscores opp.	0-0	12-22
Fewer/same bench points	0-0	7-21
Commit fewer turnovers	0-0	9-10
Commit more turnovers	0-0	11-28
Commit same turnovers	0-0	0-5
Commit 15 or fewer turnovers	0-0	15-30
Commit more than 15 turnovers	0-0	5-13
Lead with 5:00 remaining	0-0	16-9
Trail with 5:00 remaining	0-0	2-33
Tied with 5:00 remaining	0-0	2-1
1-5 point margins	0-0	6-10
6-10 point margins	0-0	7-8
11-19 point margins	0-0	5-17
20+ point margins	0-0	2-8
vs. Top 25 teams	0-0	0-1
Score 59 or fewer points	0-0	0-6
Score 60-69 points	0-0	2-20
Score 70-79 points	0-0	13-12
Score 80 or more points	0-0	5-5
Allow 59 or fewer points	0-0	2-0
Allow 60-69 points	0-0	11-8
Allow 70-79 points	0-0	5-14
Allow 80 or more points	0-0	2-21

Tulane (once). The Owls are 2-5 when opening the season against the SEC.

RICE VS. THE SOUTHEASTERN CONFERENCE

- When the Owls face Arkansas, it will be the 101st meeting against the Southeastern Conference.
- Rice is 48-52 all-time against the SEC.
- This is the first meeting against the SEC since the 2017-18 season.
- The Owls are looking for their first victory over the SEC since a 74-68 win over LSU in 2010-11.
- Rice has lost four straight road games against the SEC, having last earned a victory over Vanderbilt in 1995.
- Below is a breakdown of Rice's record against the Southeastern Conference.

Team	Last Meeting	Record
Alabama	Dec. 4, 1965	0-2
Arkansas	Dec. 18, 2005	0-1
Auburn	Dec. 2, 1965	1-3
Florida	Dec. 26, 1962	1-2
LSU	Dec. 29, 2010	25-14
Ole Miss	Nov. 22, 2017	2-2
Mississippi State	Nov. 28, 1988	0-3
Tennessee	Dec. 6, 1963	3-1
Texas A&M	Nov. 15, 2013	0-1
Vanderbilt	Jan. 3, 2008	9-8
Former SEC members		13-8
Total		48-52

NOVEMBER REIGN

- For the first time ever, Rice will play nine games in the month of November. Also, November 5 is the earliest Rice has ever opened the season.
- Rice has played as many as seven games seven times, including eight last year.
- The Owls played their first game in November on Nov. 30, 1948, a 66-58 victory at Sam Houston State. However, they played just three more games in November over the next 25 years.
- Rice is 85-89 all-time in November.
- Rice has played at least one game in the month of November every year since the 1993-94 season.

ABOUT THE SCHEDULE

- Rice will play 31 games during the 2019-20 season, including 16 at Tudor Fieldhouse.
- The Owls will play 13 non-conference and 18 conference games.
- Rice's schedule features 14 teams that won at least 20 games last year, including Houston (33), Old Dominion (26), Wayland Baptist (24), Arkansas and Marshall (23), UC Santa Barbara (22), North Texas and Sam Houston State (21), UAB, FIU, Lamar, Louisiana Tech, Southern Miss and WKU (20).
- The Owls will face either Liberty or Morgan State (Nov. 23) in the second game of the Island of the Bahamas Showcase. Either matchup would be the first in school history.
- Rice will face three of its top 10 most played opponents in school history. The Nov. 5 season-opener at Arkansas will be the 144th in the series, the sixth-most games played. The Owls then host Houston (Nov. 19) in the 82nd meeting, the eighth-most games played. Finally, Rice closes non-conference play against Sam Houston State (Dec. 29), the 46th meeting in the series and the 10th most games played.
- In addition, Rice will also play three opponents for the first time in 15 years. The Nov. 10 meeting against Wayland Baptist will be the first meeting since 1978-79 and just the fourth overall. The Dec. 29 game against Sam Houston State will be the first since 1994-95 and the Nov. 22 meeting versus Milwaukee will be the first since 2004 and just the second in school history.

OWLS TO PARTICIPATE IN ISLANDS OF THE BAHAMAS SHOWCASE

- As part of its non-conference schedule, Rice will take part in the Islands of the Bahamas Showcase in Nassau, Bahamas.
- The Owls open the event on Nov. 22 against Milwaukee, just the second meeting between the two teams and the first since the 2004 NIT.
- The next day, Rice will face off against Liberty or Morgan State.
- The Owls close the tournament against on Nov. 24 versus former Conference USA foe East Carolina, Evansville, George Washington or UMKC.

CONSECUTIVE GAMES WITH A THREE

- Rice has connected on at least one three-pointer in the last 348 games, setting a new school record.
- The Owls last went without a trey on March 5, 2008 against East Carolina.
- The previous record was 265 games from January 30, 1997 until January 28, 2006.
- UNLV (1,071), Vanderbilt (1,063) and Princeton (931) are the only three schools to have made at least one three-pointer in every game since the NCAA adopted the three-point line prior to the 1986-87 season.

MOST COMMON OPPONENTS

- Rice will play three of its top 10 most common opponents during its non-conference schedule.
- The Owls will open the season against former Southwest Conference foe Arkansas on Nov. 5. It will be the 144th meeting in the series, the sixth most in Rice history.
- Two weeks later on Nov. 19, Rice will face former Southwest Conference and Conference USA foe Houston in its 82nd meeting, the eighth most in school history.
- Finally, the Owls will close non-conference play on Dec. 29 against Sam Houston State in their 46th meeting. It is the 10th most played series and the first time the teams will meet since 1994.

EXHIBITION GAMES

- This is the sixth consecutive year that Rice played an exhibition game.
- The Owls had their 11 game exhibition game winning streak snapped, falling, 89-83, to St. Edward's.
- It was Rice's first loss in an exhibition game since 2000.

WHAT'S RETURNING

- Below is a breakdown of Rice's returning numbers from last year's team in terms of percentage.

Category	Amount Returning	Percentage
Games Started	98 of 160	61.3
Minutes Played	4,869 of 6,525	74.6
Points	1,828 of 2,367	77.2
Rebounds	686 of 1,126	60.9
Assists	356 of 425	83.8
Steals	149 of 171	87.1
Blocks	51 of 104	49.0
Field Goals Made	577 of 795	72.6
3-Point FG Made	250 of 277	90.3
Free Throws Made	424 of 500	84.8

MARTIN SHOWED IMPROVED SHOOTING

- Junior Robert Martin showed an improved shooting stroke last year.
- During his first two years, the Pittsburgh, Pa., native connected on just 41.7% (65-165) from the field and 25.6% (11-43) from three.
- However, last year Martin showed his improved stroke. He connected on 46.8% from the field and 42.6% from three, which led the team and was third in Conference USA. His performance allowed him to lead the team with 12.2 points per game.
- Against North Texas on Dec. 29, Martin had a career day, scoring 35 points on 9-of-11 shooting. He also connected on a perfect five-of-five from three and 12-of-12 from the free throw line.

MURPHY III FOR "TREY"

- Freshman guard Trey Murphy III came into his own once Conference USA play began.
- In league games, he averaged 10.6 points while placing third in C-USA in three-point field goal percentage (.444) and 10th in three-pointers made per game (2.4).
- On the season, Murphy connected on 42.1% from beyond the arc, which was fourth in the league. It also set a Rice freshman record. He was also second in three-pointers made with 61.

MULLINS NAMED TO CONFERENCE USA ALL-FRESHMAN TEAM

- Freshman guard Chris Mullins was named to the Conference USA All-Freshman Team by the league's coaches and selected media, announced by the conference office.
- He became the sixth Rice player named to the team and the first since Marcus Evans in 2015-16.
- The Grand Prairie, Texas native was second on the team with 12.0 points and led the squad with 2.7 assists and 1.2 steals. He scored double-figures a team-high 22 times, led the team in scoring 10 times and in assists 11 times.
- The freshman scored 20 points three times, including a career-high 24 vs. St. Edward's on Dec. 13. His performance that week earned him Conference USA Freshman of the Week honors.

RICE WELCOMES SEVEN NEWCOMERS

- Rice welcomes seven newcomers to his year's team. Included are freshmen Zach Crisler, Max Fiedler and Quincy Olivari, graduate transfer Tommy McCarthy, transfer Malik Ondigo and walk-ons Ben Moffat and Reed Myers. Below is a breakdown of each of the Owls' even newcomers.
- **Zach Crisler** / Fr. / F / 6-9 / 215
Helped La Salle College High School to a 28-4 record, a runner-up finish in the Philadelphia Catholic League and a semifinals appearance in the Pennsylvania Interscholastic Athletic Association ... as a senior, averaged 12.9 points, 6.8 rebounds, 3.4 assists and 1.2 blocks ... named Second Team All-Catholic League ... earned the Ferguson Award for excellence in basketball and academics ... earned Most Dedicated Award ... was a Markward Club honoree ... in his career, averaged 13.3 points, 6.5 rebounds, 2.9 assists and 1.3 blocks.
- **Max Fiedler** / Fr. / F / 6-10 / 235
Named the Florida Dairy Farmers Class 8A Player of the Year and All-Cape Coast Conference at Melbourne High School ... was a finalist for Florida's "Mr. Basketball" ... averaged 21.6 points, 14.3 rebounds and 2.5 blocks as a senior ... helped the Bulldogs to a 25-5 record ... led Melbourne High School to the District 6-8A championship and a spot in the FHSAA playoffs ... as a junior, led the Bulldogs to a 15-12 record, a district championship and a spot in the regional semifinals ... averaged 18 points, 12 rebounds and four assists ... named First Team All-Cape Coast Conference and Team Most Valuable Player.
- **Tommy McCarthy** / Gr. / G / 6-1 / 175
Graduate transfer who spent the last four years at Harvard ... started 26 of 54 games ... averaged 4.8 points and 2.1 assists ... connected on 32.6% from three ... as a freshman, averaged 8.8 points and 3.6 assists.
- **Ben Moffat** / Fr. / F / 6-8 / 225
Helped Rider High School to a 29-6 record and a regional quarterfinal appearance ... named First Team All-District and First Team All-Regional ... earned District Defensive Most Valuable Player honors ... as a senior, averaged 13.5 points, 8.1 rebounds and 1.5 blocks ... in his career, averaged 12.9 points, 7.1 rebounds and 1.2 blocks ... was also named First Team Academic All-State.
- **Reed Myers** / Fr. / G / 6-0 / 180

CAREER THREE-POINTERS MADE

1.	Dana Hardy	1988-92	200
2.	Robert Johnson	1995-99	186
3.	Marcus Jackson	2013-17	182
4.	Adam Peakes	1991-95	176
5.	Brock Gillespie	2001-05	171
6.	Cory Pflieger	2005-11	170
7.	Connor Frizzelle	2008-12	163
8.	Egor Koulechov	2015-17	161
	Austin Ramljak	2012-14	161
10.	Rodney Foster	2005-09	158
11.	Morris Almond	2003-07	153
	Marvin Moore	1989-93	153
13.	Ako Adams	2016-present	147

CAREER THREE-POINT PERCENTAGE

1.	Morris Almond	2003-07	.435
2.	Tommy McGhee	1992-96	.429
3.	Chase Maag	1990-92	.399
4.	Egor Koulechov	2015-17	.398
5.	Dana Hardy	1988-92	.396
6.	Omar-Seli Mance	2000-03	.395
7.	Rashid Smith	2000-04	.393
8.	Erik Cooper	1998-2001	.391
9.	Dave Mlachnik	1987-89	.387
10.	Austin Ramljak	2012-14	.385
11.	Mike Girardi	1985-88	.382
12.	Robert Martin	2016-present	.380

CAREER FREE THROW PERCENTAGE

1.	Greg Williams	1966-69	.858
2.	Connor Frizzelle	2008-12	.846
3.	Ako Adams	2016-present	.845
4.	Egor Koulechov	2015-17	.836
5.	Max Guercy	2012-16	.831

CAREER ASSISTS

1.	Max Guercy	2012-15	503
2.	Dana Hardy	1988-92	502
3.	Lorenzo Williams	2003-07	442
4.	D'Wayne Tanner	1986-90	426
5.	Tamir Jackson	2009-13	387

18.	Brent Scott	1989-93	235
19.	Ako Adams	2016-present	226
	Connor Frizzelle	2008-12	226

CAREER ASSISTS PER GAME

1.	Dana Hardy	1988-92	4.40
2.	J.J. Polk	1994-97	4.25
3.	Lorenzo Williams	2003-07	4.17
4.	Max Guercy	2012-15	4.02
5.	D'Wayne Tanner	1986-90	3.91

22.	David Willie	1987-91	2.33
23.	Ako Adams	2016-present	2.31

CAREER AST/TO RATIO

1.	Lorenzo Williams	2003-07	1.78
2.	Max Guercy	2012-15	1.77
3.	J.J. Polk	1994-97	1.54
	D'Wayne Tanner	1986-90	1.54
5.	Eric Singletary	1993-97	2.18

22.	Jason McKrieth	2001-05	1.21
23.	Bobby Tudor	1978-82	1.20
24.	Ako Adams	2016-present	1.16

RICE-ARKANSAS SERIES

2/22/24	L	22-29	H	2/8/58	W	63-59	A
2/23/24	W	30-19	H	2/24/58	W	61-59	H
2/1/25	L	19-37	A	1/10/59	L	61-72	A
2/2/25	L	9-29	A	2/9/59	W	68-62	H
2/12/26	L	15-54	H	1/16/60	L	63-74	A
2/13/26	L	17-25	H	2/22/60	L	74-94	H
2/7/27	L	18-36	A	1/14/61	L	55-80	A
2/8/27	L	18-33	A	2/11/61	L	72-84	H
2/17/28	L	11-21	H	1/30/62	L	84-104	A
2/18/28	L	23-27	H	2/13/62	W	63-55	H
2/15/29	L	18-51	A	2/22/63	W	85-70	H
2/16/29	L	13-44	A	2/12/63	W	69-65	A
2/24/30	L	26-30	H	2/4/64	W	76-63	A
2/25/30	W	37-16	H	2/18/64	W	77-69	H
2/12/31	L	32-36	A	1/12/65	L	62-79	A
1/13/31	L	25-31	A	2/27/65	L	64-77	H
2/16/32	L	23-25	H	2/8/66	L	71-76	H
2/27/32	L	19-34	H	2/15/66	L	67-73	A
1/20/33	L	32-36	A	1/31/67	W	60-56	H
1/21/33	L	23-33	A	2/18/67	L	63-66	A
2/16/34	L	20-32	H	1/6/68	W	73-61	H
2/17/34	W	25-22	H	2/24/68	L	65-78	A
1/10/35	L	30-31	A	1/7/69	L	62-67	H
1/11/35	L	19-37	A	2/22/69	W	74-67	A
1/14/36	L	26-33	H	2/3/70	W	76-69	A
1/15/36	W	35-29	H	2/17/70	W	85-78	H
2/19/37	L	29-52	A	1/16/71	W	85-82	A
2/20/37	L	34-52	A	2/27/71	W	97-93	H
1/11/38	L	31-38	H	2/5/72	L	95-103	A
1/12/38	L	37-59	H	3/4/72	L	103-113	H
3/1/39	L	45-50	H	2/3/73	L	69-90	A
3/2/39	L	35-40	H	3/3/73	L	79-105	H
2/19/40	W	60-43	H	1/19/74	W	77-69	H
2/20/40	W	42-28	H	2/9/74	L	81-106	A
2/12/41	L	41-66	A	1/28/75	L	67-74	H
2/13/41	L	43-48	A	2/25/75	L	51-86	A
1/16/42	W	51-38	H	1/14/76	L	62-80	H
1/17/42	L	47-55	H	2/11/76	L	68-111	A
1/15/43	L	35-52	A	1/15/77	L	45-72	H
1/16/43	W	41-37	A	2/12/77	L	51-78	N
1/14/44	L	41-42	H	1/12/78	L	60-69	H
1/15/44	W	67-41	H	2/4/78	L	48-69	A
1/26/45	W	57-46	H	1/10/79	L	66-79	A
1/27/45	W	69-56	H	2/3/79	L	50-68	H
2/22/46	L	45-62	A	1/26/80	L	64-73	A
2/23/46	L	25-68	A	2/16/80	L	73-77	H
1/10/47	L	51-52	A	1/26/81	L	52-57	H
1/11/47	L	53-65	A	2/21/81	L	59-75	A
1/27/48	W	61-49	H	1/29/82	L	54-60	A
2/28/48	L	63-66	H	2/20/82	L	65-72	H
1/21/49	W	49-48	A	2/2/83	L	43-70	A
2/26/49	W	54-48	H	3/5/83	L	55-82	H
1948-49	L	34-50	N	1/27/84	W	65-62	H
1949-50	L	56-60	H	2/29/84	L	54-79	A
2/21/50	L	38-61	A	1/23/85	L	56-67	A
2/1/51	L	42-50	H	2/24/85	W	71-68	H
2/27/51	L	43-57	A	1/18/86	L	50-58	H
1/19/52	W	48-46	A	2/19/86	L	59-60	A
2/9/52	W	59-55	H	1/14/87	L	54-62	A
1/17/53	L	68-87	A	2/14/87	L	68-88	H
2/9/53	W	70-45	H	1/27/88	L	61-80	H
1/18/54	W	80-55	A	2/27/88	L	87-112	A
2/20/54	W	76-62	H	1/28/89	L	77-81	A
12/27/54	L	66-73	H	3/1/89	L	73-83	H
1/10/55	L	61-83	H	3/10/89	L	72-108	N
2/12/55	L	75-86	A	1/31/90	L	66-70	H
1/13/56	L	70-84	A	3/3/90	L	80-104	A
2/11/56	W	86-65	H	1/2/91	L	62-86	H
12/28/56	L	70-81	H	2/2/91	L	87-100	A
11/7/57	W	78-68	H	3/9/91	L	80-109	N
2/19/57	W	82-69	A	12/27/05	L	61-80	A
12/27/57	W	50-49	H				

Averaged 9.9 points, 7.0 assists, 2.5 rebounds and 1.1 steals at Scottsdale Christian Academy ... named First Team Division 2A All-State ... named Metro Region First Team and Offensive Player of the Year ... helped lead the Eagles to the Division 2A Metro Region and state championships ... As a sophomore, was named Division 2A First Team All-State and First Team All-Academic by Sports360 ... was also named the Arizona Interscholastic Association's (AIA) Region Player of the Year ... was also named AIA's Division 3 First Team All-State and the Arizona Republic's Small Schools Player of the Year as a freshman for his career, averaged 12.7 points, 6.4 assists, 2.8 rebounds and 1.9 steals while connecting on 36% from three.

• Quincy Olivari | Fr. | G | 6-2 | 190

Was a McDonald's All-American nominee at Westlake High School ... named First Team All-Region 2 ... averaged 15 points, six rebounds, four assists and two steals ... A four-year letterwinner who started the last three years ... led Westlake to the state and region championship in 2016, the regional finals in 2017 and the Sweet 16 in 2018.

• Malik Ondigo | Jr. | F | 6-10 | 215

Must sit out the 2019-20 season due to the NCAA Transfer Rules ... transfer who spent the last two years at Texas Tech ... saw action in 32 games ... scored 38 points and grabbed 33 rebounds ... connected on 41.7% from the floor.

LAST TIME OUT: ST. EDWARD'S 89, RICE 83 - OCT. 31, 2019

Official Basketball Box Score -- Game Totals -- Final Statistics

St. Edward's vs Rice

10/31/19 7:00 pm at Houston, Texas (Tudor Fieldhouse)

St. Edward's 89 • EXH

#	Player		Total			3-Ptr			Rebounds			PF	TP	A	TO	Blk	Stl	Min
			FG	FGA	FT	FTA	Off	Def	Tot	Off	Def							
04	Dorian Lopez	f	4-11	2-7	7-7	4	7	11	3	17	2	1	0	2	31			
05	Jake Krafka	f	2-7	0-1	0-0	2	0	2	5	4	0	2	0	1	15			
21	Sean Phillips	f	0-4	0-4	2-2	0	4	4	2	2	0	0	2	0	21			
13	August Haas	g	2-7	0-0	0-2	1	2	3	4	4	2	1	1	0	28			
34	Ashton Spears	g	12-20	3-8	0-0	0	3	3	0	27	3	0	0	4	33			
10	Lucas Doria		4-9	0-0	4-4	3	1	4	3	12	3	2	0	0	24			
20	Ryan Garza		3-6	3-5	0-0	1	2	3	0	9	3	0	0	1	15			
22	Logan Cook		0-0	0-0	0-0	0	0	0	0	0	0	0	0	0	1			
24	Corey Shervill		3-6	2-2	0-0	0	0	0	0	8	2	0	0	2	20			
45	Luke Pluymen		2-4	2-4	0-0	0	0	0	1	6	2	0	0	2	12			
Team																		
Totals			32-74	12-31	13-15	16	20	36	18	89	17	7	3	12	200			
FG % 1st Half: 17-37			45.9%	2nd half: 15-37	40.5%	Game: 32-74	43.2%											
3FG % 1st Half: 6-15			40.0%	2nd half: 6-16	37.5%	Game: 12-31	38.7%											
FT % 1st Half: 2-2			100.0%	2nd half: 11-13	84.6%	Game: 13-15	86.7%											

Rice 83 • EXH

#	Player		Total			3-Ptr			Rebounds			PF	TP	A	TO	Blk	Stl	Min
			FG	FGA	FT	FTA	Off	Def	Tot	Off	Def							
10	Robert Martin	f	7-8	4-5	2-4	1	5	6	4	20	2	3	2	0	30			
01	Josh Parrish	g	2-4	0-0	3-4	0	4	4	2	7	2	1	0	2	21			
02	Trey Murphy III	g	6-11	6-10	3-4	3	5	8	2	21	3	0	3	0	28			
03	Ako Adams	g	3-9	2-7	0-0	1	0	1	1	8	1	1	0	0	25			
23	Drew Peterson	g	2-5	0-1	5-6	3	4	7	2	9	2	3	1	0	27			
00	Payton Moore		0-3	0-2	2-2	0	2	2	1	2	4	1	0	0	17			
04	Quincy Olivari		0-3	0-2	0-0	0	0	0	1	0	0	1	0	0	9			
13	Tommy McCarthy		2-2	1-1	0-0	0	1	1	0	5	1	0	0	0	6			
15	Max Fiedler		2-4	0-0	0-0	1	0	1	1	4	0	1	1	0	12			
20	Zach Crisler		1-2	0-1	0-0	0	1	1	0	2	0	3	0	0	10			
24	Chris Mullins		1-5	1-2	2-2	2	3	5	0	5	0	4	0	0	15			
Team																		
Totals			26-56	14-31	17-22	11	27	38	14	83	15	18	7	2	200			
FG % 1st Half: 14-29			48.3%	2nd half: 12-27	44.4%	Game: 26-56	46.4%											
3FG % 1st Half: 9-17			52.9%	2nd half: 5-14	35.7%	Game: 14-31	45.2%											
FT % 1st Half: 4-4			100.0%	2nd half: 13-18	72.2%	Game: 17-22	77.3%											

Officials: Chris Pacsi, Danny Chance, Kerry Sitton

Technical fouls: St. Edward's-None. Rice-None.

Attendance:

Exhibition

Score by periods	1st	2nd	Total
St. Edward's	42	47	89
Rice	41	42	83

HOUSTON — St. Edward's outscored Rice, 10-4, over the final 3:10 as the Owls fell, 89-83, in its lone exhibition of the season.

The Story

Rice came out of the gate strong, jumping out to an 18-8 lead. St. Edward's went on a 9-2 run to cut the deficit to three, but the Owls went on a 7-3 run to push their lead back to 27-20. However, seven straight SEU points tied the game at 27 with 7:20 to play in the half. After the teams traded baskets over the next two minutes, Trey Murphy III hit a three to give Rice a 35-32 lead. But, back-to-back Hilltopper three-pointers gave them their first lead of the game, 38-35, with 4:08 left. Rice came right back, getting threes from Murphy and Tommy McCarthy. But, Rice went scoreless in the final 2:44 and St. Edward's scored the final four points to take a 42-41 lead into halftime. Rice came out firing in the second half. Murphy hit three straight threes as Rice started the half on a 12-2 run. But, SEU began to chip away, trading three-pointers for twos to pull within five. After Rice pushed the lead to seven, the Owls missed seven of its next eight shots while committing four turnovers as the Hilltoppers went on a 14-2 run to take a 68-63 lead with 9:24 remaining. The teams went back-and-forth over the next six minutes. With St. Edward's leading 79-75, Ako Adams made a layup and Murphy hit a pair of free throws to tie the game with 3:10 to play. But, the Owls would score just one basket the rest of the game as the Hilltoppers pulled away.

The Stats

Rice connected on 46.4% from the field and 45.2% from three. St. Edward's shot 43.2% from the floor and 38.7% from three. Rice outrebounded the Hilltoppers, 38-36, but SEU scored 18 points off 18 Rice turnovers.

Notes

- This was Rice's first exhibition loss since 2000, snapping an 11-game winning streak in exhibition games.
- Rice faced St. Edward's for the sixth straight year. However, the previous five meetings all came in the regular season.
- 11 players saw action for the Owls with nine playing at least 10 minutes.
- Rice shot 46.4% from the field and 45.2% from three.
- Rice also connected on 77.3% from the free throw line.
- Trey Murphy III led the Owls with 21 points, eight rebounds and three blocks while connecting on 6-of-10 from three.
- Robert Martin scored 20 points and connected on 4-of-5 from three.

NATIONAL POLLS

ASSOCIATED PRESS (PRESEASON)

1.	Michigan State (60)	0-0	1,619
2.	Kentucky (2)	0-0	1,497
3.	Kansas (3)	0-0	1,457
4.	Duke	0-0	1,399
5.	Louisville	0-0	1,386
6.	Florida	0-0	1,313
7.	Maryland	0-0	1,134
8.	Gonzaga	0-0	1,096
9.	North Carolina	0-0	1,060
10.	Villanova	0-0	1,048
11.	Virginia	0-0	1,007
12.	Seton Hall	0-0	863
13.	Texas Tech	0-0	837
14.	Memphis	0-0	773
15.	Oregon	0-0	742
16.	Baylor	0-0	523
17.	Utah State	0-0	491
18.	Ohio State	0-0	407
19.	Xavier	0-0	356
20.	Saint Mary's	0-0	330
21.	Arizona	0-0	265
22.	LSU	0-0	234
23.	Purdue	0-0	230
24.	Auburn	0-0	210
25.	VCU	0-0	193

Others Receiving Votes

Washington 164, Colorado 152, Tennessee 78, Marquette 68, Florida State 36, Davidson 34, Harvard 24, Illinois 14, Missouri 13, Mississippi State 12, **Houston 11**, Georgetown 11, Cincinnati 8, Notre Dame 7, Creighton 4, Syracuse 3, North Carolina State 3, Michigan 2, Vermont 2, USC 2, Alabama 2, Liberty 2, Providence 1, Colgate 1, Dayton 1.

USA TODAY (PRESEASON)

1.	Michigan State (30)	0-0	792
2.	Kentucky	0-0	734
3.	Kansas (1)	0-0	687
4.	Duke (1)	0-0	683
5.	Louisville	0-0	670
6.	Florida	0-0	619
7.	Gonzaga	0-0	544
8.	Maryland	0-0	536
9.	Virginia	0-0	532
10.	Villanova	0-0	531
11.	North Carolina	0-0	503
12.	Texas Tech	0-0	417
13.	Seton Hall	0-0	403
14.	Oregon	0-0	344
15.	Memphis	0-0	331
16.	Ohio State	0-0	280
17.	Arizona	0-0	229
18.	Baylor	0-0	228
19.	Utah State	0-0	218
20.	Saint Mary's	0-0	163
21.	Xavier	0-0	149
22.	Purdue	0-0	123
23.	Auburn	0-0	105
24.	LSU	0-0	86
25.	Tennessee	0-0	78

Others Receiving Votes

VCU 76, Marquette 62, Washington 59, Florida State 47, Michigan 28, Colorado 28, **Houston 17**, Creighton 13, Davidson 11, USC 9, Providence 8, Mississippi State 7, Wisconsin 6, Syracuse 6, Texas 6, UCLA 6, Georgetown 6, Dayton 5, Liberty 5, Harvard 4, Oklahoma 3, Illinois 3, North Carolina State 1.

LAST RICE-ARKANSAS BOX (DEC. 17, 2005)

Official Basketball Box Score -- Game Totals -- Final Statistics

Rice vs Arkansas

12/17/05 7:35 pm at North Little Rock, AR (Alltel Arena)

Rice 61 • 4-5

#	Player	Total			3-Ptr			Rebounds			PF	TP	A	TO	Blk	Stl	Min
		FG-FGA	FG-FGA	FT-FTA	FG-FGA	FG-FGA	FT-FTA	Off	Def	Tot							
24	MOORE, Jamaal	f	1-2	0-0	0-0	0-0	0-0	3	3	6	1	2	2	1	0	0	7
34	HARRISON, J.R.	f	7-13	1-3	0-0	0-0	0-0	1	5	6	3	15	0	1	3	1	36
41	BRITTON, Patrick	c	0-3	0-0	2-2	0-0	0-0	0	3	3	4	2	2	2	0	1	21
05	WILLIAMS, Lorenzo	g	1-4	1-2	1-2	0-0	0-0	0	1	1	3	4	4	4	1	2	31
22	ALMOND, Morris	g	10-19	1-3	4-5	0-0	0-0	2	2	4	1	25	1	3	1	1	36
04	HAGEN, Matt		1-1	0-0	0-0	0-0	0-0	1	1	2	0	2	0	0	1	0	1
10	CULVER, Arthur		0-0	0-0	0-0	0-0	0-0	0	0	0	0	0	0	1	0	0	1
13	PACKEVICIUS, Paulius		2-3	0-0	0-0	0-0	0-0	0	1	1	3	4	0	4	0	0	21
21	FOSTER, Rodney		2-4	0-2	3-5	0-0	0-0	0	3	3	1	7	2	0	0	2	30
32	PFLIEGER, Cory		0-1	0-1	0-0	0-0	0-0	0	1	1	0	0	1	1	0	0	9
43	PERKA, Aleks		0-0	0-0	0-0	0-0	0-0	0	0	0	0	0	0	0	0	0	7
Team								0	3	3				1			
Totals			24-50	3-11	10-14			7	23	30	16	61	12	18	6	7	200
FG % 1st Half: 12-24		50.0%	2nd half: 12-26		46.2%	Game: 24-50		48.0%	Deadball Rebounds 1								
3FG % 1st Half: 1-2		50.0%	2nd half: 2-9		22.2%	Game: 3-11		27.3%									
FT % 1st Half: 3-5		60.0%	2nd half: 7-9		77.8%	Game: 10-14		71.4%									

Arkansas 80 • 8-2

#	Player	Total			3-Ptr			Rebounds			PF	TP	A	TO	Blk	Stl	Min
		FG-FGA	FG-FGA	FT-FTA	FG-FGA	FG-FGA	FT-FTA	Off	Def	Tot							
21	Thomas, Charles	f	3-7	0-0	2-2	0-0	0-0	1	1	2	1	8	1	0	0	0	16
24	Modica, Jonathon	f	5-9	4-6	1-1	0-0	0-0	2	3	5	3	15	1	3	0	2	28
51	Hill, Steven	c	0-3	0-0	0-0	0-0	0-0	0	3	3	0	0	0	0	1	0	21
04	Jefferson, Dontell	g	0-1	0-1	2-2	0-0	0-0	0	2	2	4	2	4	2	0	4	26
10	Brewer, Ronnie	g	5-14	1-5	6-7	0-0	0-0	3	4	7	0	17	5	3	3	2	31
01	McGowan, Cyrus		1-3	0-0	0-0	0-0	0-0	1	1	2	1	2	0	0	0	0	4
02	Munsey, Sammy		1-1	1-1	0-0	0-0	0-0	0	0	0	0	3	0	0	0	0	2
05	Townes, Darian		6-9	0-0	4-5	0-0	0-0	3	3	6	0	16	1	1	0	0	23
14	McCurdy, Sean		0-2	0-0	0-0	0-0	0-0	0	0	0	0	0	0	0	0	1	7
15	Ferguson, Eric		4-8	3-7	2-2	0-0	0-0	0	3	3	1	13	3	2	0	1	24
22	Cranford, Preston		0-0	0-0	0-0	0-0	0-0	0	0	0	0	0	1	0	0	0	3
33	Hunter, Vincent		1-4	0-0	2-4	0-0	0-0	3	0	3	4	4	0	1	0	0	15
Team								2	1	3							
Totals			26-61	9-20	19-23			15	21	36	14	80	16	12	4	10	200
FG % 1st Half: 10-29		34.5%	2nd half: 16-32		50.0%	Game: 26-61		42.6%	Deadball Rebounds 1,1								
3FG % 1st Half: 2-9		22.2%	2nd half: 7-11		63.6%	Game: 9-20		45.0%									
FT % 1st Half: 8-8		100.0%	2nd half: 11-15		73.3%	Game: 19-23		82.6%									

Officials: Mike Stuart, Antonio Petty, Carlos Reyes

Technical fouls: Rice-ALMOND, Morris. Arkansas-None.

Attendance: 10961

Score by periods	1st	2nd	Total
Rice	28	33	61
Arkansas	30	50	80

Last FG - RICE 2nd-00:06, AR 2nd-01:08.

Largest lead - RICE by 6 1st-16:50, AR by 27 2nd-07:49.

RICE led for 05:54, AR led for 31:04. Game was tied for 03:02.

	Points	In Paint	Off T/O	2nd Chance	Fast Break	Bench
RICE	30	12	9	6	13	
AR	18	16	9	8	38	

Score tied - 2 times.

Lead changed - 3 times.

RICE IN C-USA/NCAA STATS

Team	Overall	Rank	NCAA	C-USA	Rank
Scoring Offense	74.0	4th	-	73.8	4th
Scoring Defense	77.5	12th	-	75.8	12th
Scoring Margin	-3.6	11th	-	-2.1	10th
FT Perc.	.686	6th	-	.697	7th
FG Perc.	.426	9th	-	.420	9th
FG Perc. Def.	.448	12th	-	.436	11th
3Pt FG Perc.	.348	3rd	-	.368	2nd
3Pt FG Perc. Def.	.345	11th	-	.340	7th
Rebounding Offense	38.2	4th	-	39.9	1st
Rebounding Defense	36.3	10th	-	36.3	9th
Rebounding Margin	+1.9	7th	-	+3.6	3rd
Blocks	3.3	8th	-	3.6	5th
Assists	13.3	5th	-	13.0	5th
Steals	5.3	12th	-	5.0	12th
Turnover Margin	-2.3	11th	-	-2.7	12th
Assist/Turnover Ratio	1.0	8th	-	1.0	8th
Offensive Rebounds	9.9	10th	-	10.1	5th
Defensive Rebounds	28.3	1st	17th	29.8	1st
3Pt Field Goals Made	8.7	4th	80th	8.7	4th

Individual	Overall	Rank	NCAA	C-USA	Rank
Ako Adams					
Free Throw %	.905	1st	-	-	-
3-Pt Field Goal %	.379	11th	-	.400	t9th
3-Pt. FG Made	2.3	11th	-	2.4	t10th

Robert Martin					
Scoring	12.2	26th	-	12.4	26th
Rebounding	6.2	12th	-	6.7	8th
Free Throw %	.735	15th	-	.767	15th
3-Pt Field Goal %	.426	3rd	-	.409	5th
Defensive Rebounds	4.8	8th	-	5.4	t6th

Chris Mullins					
Scoring	12.0	28th	-	11.7	30th
Assists	-	-	-	3.3	13th
Assist/Turnover Ratio	-	-	-	1.2	13th

Trey Murphy III					
3-Pt Field Goal %	.421	4th	-	.444	3rd
3-Point FG Made	2.0	t14th	-	2.4	t10th

Jack Williams					
Rebounding	7.8	5th	-	8.0	5th
Offensive Rebounds	2.0	15th	-	2.0	15th
Defensive Rebounds	5.8	5th	-	6.0	4th

2018-19 INDIVIDUAL TOP PERFORMANCES

	RICE	OPPONENT
Points	35, Robert Martin vs. North Texas (12/29/18)	32, 2x, last Jon Elmore, Marshall (3/13/19)
Field Goals Made	10, Quentin Millora-Brown vs. Northwestern State (11/17/18)	13, Yoeli Childs, BYU (11/20/18)
Field Goal Attempts	16, 2x, last by Chris Mullins at UTEP (2/23/19)	23, Jhivvan Jackson, UTSA (1/10/19)
3 Point FG Made	7, Ako Adams vs. WKU (2/7/19)	6, 3x, last by Jon Elmore, Marshall (3/13/19)
3 Point FG Attempts	14, Ako Adams vs. WKU (2/7/19)	13, Antonio Green, Middle Tennessee (1/24/19)
Free Throws Made	12, Robert Martin vs. North Texas (12/29/18)	8, 3x, last by Jon Davis, Charlotte (3/6/19)
Free Throw Attempts	13, Chris Mullins at UTEP (2/23/19)	10, 3x, last by Jon Davis, Charlotte (3/6/19)
Rebounds	16, Quentin Millora-Brown at FIU (2/14/19)	18, Jordan Lathon, UTEP (2/23/19)
Assists	8, Ako Adams vs. Northwestern State (11/17/18)	11, 2x, last by Lamonte Bearden, WKU (2/7/19)
Steals	5, Chris Mullins at Penn (11/9/18)	5, 4x, last by B. Beard, Jr./A. Daye, Jr., FIU (2/14/19)
Blocked Shots	5, Josh Parrish vs. Alabama A&M (11/12/18)	6, Osasumwen Osaghae, FIU (2/14/19)

2019-20 RICE STARTING LINEUPS

Opponent	Date	Guard	Guard	Guard	Forward	Forward	Record
at Arkansas	11/5/19						
Penn	11/9/19						
Wayland Baptist	11/10/19						
at Northwestern State	11/12/19						
at UC Santa Barbara	11/16/19						
Houston	11/19/19						
Milwaukee	11/22/19						
Liberty/Morgan State	11/23/19						
TBD	11/24/19						
at Lamar	12/7/19						
Houston Baptist	12/14/19						
St. Thomas	12/19/19						
Sam Houston State	12/29/19						
at Marshall	1/2/20						
at WKU	1/4/20						
Florida Atlantic	1/9/20						
FIU	1/11/20						
at Louisiana Tech	1/16/20						
at Southern Miss	1/18/20						
at North Texas	1/20/20						
UTEP	1/23/20						
UTSA	1/25/20						
North Texas	2/1/20						
at UAB	2/6/20						
at Middle Tennessee	2/8/20						
Old Dominion	2/13/20						
Charlotte	2/15/20						
TBD	TBD						
TBD	TBD						
TBD	TBD						
TBD	TBD						

2018-19 LEADS AND DEFICITS

Halftime Leads	Rice 13, Opponents 19, Tied 0
Rice's Largest Halftime Lead	13 (35-22) vs. Middle Tennessee (3/3/19)
Rice's Largest Halftime Lead Blown	7 (39-32) vs. UC Santa Barbara (12/15/18)
Rice's Largest Halftime Deficit	25 (49-24) at Wichita State (11/25/18)
Rice's Largest Halftime Deficit Overcome	17 (37-20) at UTEP (2/23/19)
Rice's Largest 2nd Half Lead	36 (99-63) vs. Northwestern State (11/17/18)
Rice's Largest 2nd Half Lead Blown	16 (68-52) at North Texas (1/19/19)
Rice's Largest 2nd Half Deficit	32 (67-35) vs. Marshall (3/13/19)
Rice's Largest 2nd Half Deficit Overcome	20 (43-23) at UTEP (2/23/19)
Rice's Largest Overall Lead	36 (99-63) vs. Northwestern State (11/17/18)
Rice's Largest Overall Lead Blown	17 (25-8) at UTEP (1/12/19)
Rice's Largest Overall Deficit	32 (67-35) vs. Marshall (3/13/19)
Rice's Largest Deficit Overcome	20 (43-23) at UTEP (2/23/19)

2018-19 HOME VS. ROAD

Home Field Goal Percentage	.435 (409-of-940)
Road Field Goal Percentage	.416 (386-of-927)
Home Three-Point Field Goal Percentage	.344 (146-of-425)
Road Three-Point Field Goal Percentage	.3522 (131-of-372)
Home Free Throw Percentage	.700 (291-of-416)
Road Free Throw Percentage	.668 (209-of-313)
Home Scoring Average	78.4 (1,255 pts.)
Road Scoring Average	69.5 (1,112 pts.)
Home Opponent Scoring Average	76.1 (1,218 pts.)
Road Opponent Scoring Average	78.9 (1,263 pts.)

1,000-POINT SCORERS

1,000-POINT SCORERS

1.	Michael Harris	2001-05	2,014
2.	Brent Scott	1989-93	1,906
3.	Ricky Pierce	1979-82	1,847
4.	Morris Almond	2003-07	1,825
5.	Elbert Darden	1975-79	1,727
6.	Tamir Jackson	2009-13	1,684
7.	Greg Hines	1983-87	1,545
8.	Torrey Andrews	1990-94	1,535
9.	Jason McKrieth	2001-05	1,500
10.	Kendall Rhine	1961-64	1,436
11.	Robert Johnson	1995-99	1,413
12.	Marcus Evans	2015-17	1,350
13.	Marvin Moore	1989-93	1,339
14.	Gene Schwinger	1951-54	1,328
15.	Dana Hardy	1988-92	1,322
16.	Mike Wilks	1997-2001	1,300
17.	Gary Reist	1968-71	1,270
18.	Adam Peakes	1991-95	1,240
19.	Connor Frizzelle	2008-12	1,234
20.	Tom Myer	1968-71	1,227
21.	Bill Tom	1945-49	1,221
22.	Temple Tucker	1955-58	1,218
23.	Arsalan Kazemi	2009-12	1,195
24.	Egor Koulechov	2015-17	1,172
25.	Shaun Igo	1993-97	1,158
26.	Tommy McGhee	1992-96	1,154
27.	Tom Robitaille	1956-59	1,137
28.	Max Guercy	2012-16	1,115
29.	Kenneth Rourke	1988-92	1,107
30.	Greg Williams	1966-69	1,101
31.	Marcus Jackson	2013-17	1,073
32.	Bob Kinney	1939-42	1,059
33.	Larry Phillips	1961-64	1,053
34.	Bobby Tudor	1978-82	1,018
35.	Connor Cashaw	2015-18	1,016
36.	Bock Gillespie	2001-05	1,007
-	Ako Adams	2016-present	787

MOST COMMON OPPONENTS

Below is a look at Rice's most familiar opponents in school history.

1.	SMU	197	77-120
	Texas	197	59-138
3.	Texas A&M	189	82-107
4.	TCU	176	89-87
5.	Baylor	174	90-84
6.	Arkansas	143	41-102
7.	Texas Tech	93	28-65
8.	Houston	81	18-63
9.	Tulane	53	26-27
10.	Sam Houston State	45	35-10

BOLD ITALIC indicates 2019-20 opponents

30-POINT GAMES

Robert Martin (1)	Date	Pts
North Texas	Dec. 29, 2018	35 pts

DOUBLE-DOUBLES

Robert Martin (3)		P	R	A
UC Santa Barbara	Dec. 15, 2018	24	11	-
at UTEP	Jan. 12, 2019	14	12	-
at UTEP	Feb. 23, 2019	23	13	-

HEAD COACH SCOTT PERA



Scott Pera
Third Season

Rice University, Head Coach, 2017-present

Year	Record	Pct.	C-USA Record	Pct.	Postseason
2017-18	7-24	.226	4-14	.222	
2018-19	13-19	.406	8-10	.444	
2019-20	0-0	.000	0-0	.000	
Total	20-43	.317	12-24	.333	

Rice University, Associate Head Coach, 2014-17

Year	Record	Pct.	C-USA Record	Pct.	Postseason
2014-15	12-20	.375	8-10	.444	
2015-16	12-20	.375	7-11	.389	
2016-17	23-12	.657	11-7	.611	CBI Quarterfinals
Total	47-52	.475	26-28	.481	

University of Pennsylvania, Assistant Coach, 2012-14

Year	Record	Pct.	Ivy Record	Pct.	Postseason
2012-13	9-22	.290	6-8	.429	
2013-14	8-20	.286	5-9	.357	
Total	17-42	.288	11-17	.393	

Arizona State University, Assistant Coach, 2007-12

Year	Record	Pct.	Pac-10/12 Record	Pct.	Postseason
2007-08	21-13	.618	9-9	.500	NIT Quarters
2008-09	25-10	.714	11-7	.611	NCAA Second Round
2009-10	22-11	.667	12-6	.667	NIT First Round
2010-11	12-19	.387	4-14	.222	
2011-12	10-21	.323	6-12	.333	
Total	90-74	.549	42-48	.467	

Arizona State University, Director of Basketball Operations, 2006-07

Year	Record	Pct.	Pac-10 Record	Pct.	Postseason
2006-07	8-22	.267	2-16	.111	
Total	8-22	.267	2-16	.111	

Elizabethtown College, Assistant Coach, 1992-93

Year	Record	Pct.	MAC Record	Pct.	Postseason
1992-93	19-7	.731	8-2	.800	NCAA First Round
Total	19-7	.731	8-2	.800	

ON THE BENCH



Vince Alexander
Assistant Coach

Is in his first year at Rice ... brings 120 years of head coaching experience to South Main ... spent the last four years as the head coach at Saint Leo ... also spent 10 years at USC-Aiken, guiding it to four Peach Belt Conference regular season championships and three PBC tournament titles.




Mark Linebaugh
Assistant Coach

Is in his third year at Rice ... prior to Rice, spent three years at Hobart ... helped the Statesmen to a top four result in the Liberty League all three years ... spent three years at Colgate as Director of Operations.



Van Green Mance
Assistant Coach

Is in his third season at Rice, the second as assistant coach ... spent the last season as the Video Coordinator ... also spent his final collegiate season at Rice in 2014-15 as a graduate transfer.



Rhett Bonner
Director of Operations

Is in his fourth season at Rice ... spent the past two years as assistant coach at Virginia Wesleyan ... spent one year at Randolph Macon.

PERA VS. OPPONENTS

Opponent	Record
UAB	0-2
Alabama A&M	1-0
Arkansas	0-0
BYU	0-1
UC Santa Barbara	0-1
Charlotte	3-1
Eastern Kentucky	0-1
Florida Atlantic	1-2
FIU	1-2
Georgia State	0-1
Houston	0-1
Houston Baptist	0-0
Lamar	0-1
Louisiana Tech	1-1
Marshall	1-2
Middle Tennessee	2-1
Milwaukee	0-0

UNLV	0-1
New Mexico	0-1
North Texas	0-4
Northwestern State	0-0
Old Dominion	0-1
Ole Miss	0-1
Omaha	0-1
Penn	0-1
St. Edward's	2-0
Saint Leo	1-0
Sam Houston State	0-0
St. Thomas	1-0
Southern Miss	1-1
Stephen F. Austin	0-1
UT-Arlington	0-1
UTEP	2-2
UTRGV	1-1
UTSA	0-3

Texas State	0-2
Texas Tech	0-1
Wayland Baptist	0-0
WKU	0-2
Wichita State	0-1
Total	20-43

THE LAST TIME...TEAM

RICE PLAYED A RANKED OPPONENT (AP POLL)

No. 1 vs. Connecticut on Jan. 2, 2004
 Top 5 vs. No. 3 Texas on Nov. 29, 2009
 Top 10 at No. 9 Texas on Dec. 29, 2014
 Top 25 at No. 24 Texas Tech on Dec. 16, 2017

RICE DEFEATED A RANKED OPPONENT (AP POLL)

No. 1 Never
 Top 5 vs. No. 5 Texas (80-49) on Feb. 1, 1982
 Top 10 vs. No. 5 Texas (80-49) on Feb. 1, 1982
 Top 25 vs. No. 24 TCU (76-69) on Jan. 30, 1999

RICE LOST TO A RANKED OPPONENT (AP POLL)

No. 1 vs. Connecticut (92-83) on Jan. 2, 2004
 Top 5 vs. No. 3 Texas (77-59) on Nov. 29, 2009
 Top 10 at No. 9 Texas (66-55) on Dec. 29, 2014
 Top 25 at No. 24 Texas Tech (73-53) on Dec. 16, 2017

100 POINTS BY A TEAM

Rice 102 vs. Northwestern State (11/17/18)
 Opponent 103 by North Texas (12/29/18)

LESS THAN 50 POINTS BY A TEAM

Rice 41 at Florida Atlantic (2/16/19)
 Opponent 49 by St. Edward's (12/6/14)

40+ POINT WIN

Rice 109-51 vs. Louisiana College (12/14/11)
 Opponent 105-62 by UTEP (2/5/04)

30-39 POINT WIN

Rice 81-49 vs. Maryland-Eastern Shore (11/20/11)
 Opponent 97-65 by California (11/13/15)

OVERTIME GAME

Rice Win 79-76 at Florida Atlantic (2/22/18)
 Rice Loss 99-89 vs. UC Santa Barbara (12/15/18)

DOUBLE OVERTIME GAME

Rice Win 85-81 at UTEP (2/23/19)
 Rice Loss 92-85 vs. WKU (2/7/19)

TRIPLE OVERTIME GAME

Rice Win 96-93 vs. South Alabama (12/7/13)
 Rice Loss Never

5+ PLAYERS IN DOUBLE-DIGIT SCORING

Rice vs. Marshall (2/10/19)
 Chris Mullins (12), Trey Murphy III (12), Jack Williams (11)
 Robert Martin (10), Quentin Millora-Brown (10)
 Opponent by Charlotte (3/9/19)

MADE 40-49 FIELD GOALS

Rice 43 vs. Paul Quinn College (11/11/06)
 Opponent 41 by North Texas (12/29/18)

MADE FEWER THAN 20 FIELD GOALS

Rice 18 vs. Marshall (3/13/19)
 Opponent 19 by James Madison (11/13/16)

HAD 70-79 FIELD GOAL ATTEMPTS

Rice 77 vs. WKU (2/7/19)
 Opponent 78 by WKU (2/7/19)

HAD 80-89 FIELD GOAL ATTEMPTS

Rice 83 vs. Baylor (1/26/94)
 Opponent 87 by Utah (12/3/05)

HAD 90-99 FIELD GOAL ATTEMPTS

Rice 98 vs. Texas A&M (2/24/90)
 Opponent 92 by Alcorn State (11/30/88)

HAD FEWER THAN 40 FIELD GOAL ATTEMPTS

Rice 38 vs. Old Dominion (2/26/15)
 Opponent 38 by James Madison (11/13/16)

SHOT OVER 60 PERCENT FROM THE FIELD

Rice .633 (31-of-49) at Omaha (11/19/16)
 Opponent .644 (29-of-45) by Pitt (12/17/16)

SHOT OVER 70 PERCENT FROM THE FIELD

Rice .717 (43-of-60) vs. Paul Quinn (11/14/06)
 Opponent Research is ongoing

SHOT LESS THAN 30 PERCENT FROM THE FIELD

Rice .245 (13-of-53) at UT-Arlington (11/29/17)
 Opponent .282 (20-of-71) by St. Edward's (12/15/16)

MADE 10+ THREE-POINT FIELD GOALS

Rice 11 at Charlotte (3/6/19)
 Opponent 13 by Marshall (3/13/19)

MADE 15+ THREE-POINT FIELD GOALS

Rice 16 vs. Old Dominion (1/26/17)
 Opponent 15 by UTSA (3/3/18)

MADE 0 THREE-POINT FIELD GOALS

Rice 0-6 vs. East Carolina (3/5/08)
 By Opponent 0-16 by Sam Houston State (12/1/94)

HAD 30+ THREE-POINT FIELD GOAL ATTEMPTS

Rice 31 vs. WKU (2/7/19)
 Opponent 32 by UTEP (2/23/19)

SHOT OVER 60 PERCENT FROM THE 3-POINT LINE

Rice .667 (14-of-21) at Omaha (11/19/16)
 Opponent .632 (12-of-19) by UTEP (12/30/17)

SHOT OVER 70 PERCENT FROM THE 3-POINT LINE

Rice .700 (7-of-10) vs. San Jose State (1/31/04)
 Opponent .727 (8-of-11) by Lamar (12/17/11)

SHOT OVER 80 PERCENT FROM THE 3-POINT LINE

Rice .800 (8-of-10) at Southern Miss (1/25/06)
 Opponent 1.000 (1-of-1) by Houston (2/7/87)

SHOT LESS THAN 20 PERCENT FROM 3-POINT LINE

Rice .154 (4-of-26) at Wichita State (11/25/18)
 Opponent .067 (1-of-15) by Middle Tennessee (3/3/19)

MADE 30-39 FREE THROWS

Rice 30 at Incarnate Word (11/26/16)
 Opponent 30 by UAB (1/7/17)

MADE 40+ FREE THROWS

Rice 42 vs. Texas (1/5/93)
 Opponent Never

MADE 5 OR FEWER FREE THROWS

Rice 4 at Florida Atlantic (2/16/19)
 Opponent 5 by Southern Miss (1/3/19)

HAD 40-49 FREE THROW ATTEMPTS

Rice 46 at Stephen F. Austin (12/9/17)
 Opponent 40 by Lamar (12/22/14)

HAD 50+ FREE THROW ATTEMPTS

Rice 50 vs. Texas (1/30/93)
 Opponent Never

SHOT 90 PERCENT FROM THE FOUL LINE

Rice .906 (29-of-32) vs. Southern Miss (3/8/17)
 Opponent .900 (18-of-20) by FIU (2/14/19)

SHOT 100 PERCENT FROM THE FOUL LINE

Rice 18-of-18 at Florida Atlantic (2/21/15)
 Opponent 4-of-4 by St. Thomas (12/17/15)

HAD 50-59 REBOUNDS

Rice 50 vs. WKU (2/7/19)
 Opponent 53 by Florida Atlantic (1/27/18)

HAD 60+ REBOUNDS

Rice 62 vs. Baylor (1/26/94)
 Opponent 60 by Utah (12/3/05)

HAD 20-29 ASSISTS

Rice 26 vs. Northwestern State (11/17/18)
 Opponent 20 by Marshall (3/13/19)

HAD 10+ BLOCKED SHOTS

Rice 10 at FIU (2/9/17)
 Opponent 10 by Harvard (12/2/09)

HAD 10+ STEALS

Rice 10 at UTEP (2/23/19)
 Opponent 12 by Marshall (3/13/19)

HAD 15+ STEALS

Rice 17 at James Madison (11/13/16)
 Opponent 18 by FIU (2/14/19)

HAD 20+ TURNOVERS

Rice 21 vs. Marshall (3/13/19)
 Opponent 22 by Saint Leo (11/6/18)

HAD 30+ TURNOVERS

Rice 33 at FIU (2/14/19)
 Opponent 32 by Angelo State (12/1/79)

COMMITTED 10 OR FEWER TURNOVERS

Rice 8 vs. Charlotte (3/9/19)
 Opponent 6 by Charlotte (3/6/19)

THE LAST TIME...INDIVIDUAL

30-39 POINTS BY A PLAYER

Rice 35, Robert Martin vs. North Texas (12/29/18)
Opp. 32, Jon Elmore, Marshall (3/13/19)

40+ POINTS BY A PLAYER

Rice 40, Patrick Britton vs. East Carolina (3/5/08)
Opp. 42, Roosevelt Smart, North Texas (1/13/18)

TWO PLAYERS SCORED 20 OR MORE POINTS

Rice Robert Martin (24), Chris Mullins (21)
vs. UC Santa Barbara (12/15/18)
Opp. Josh Anderson (24), Jared Savage (21), WKU (2/7/19)

THREE PLAYERS SCORED 20 OR MORE POINTS

Rice J.R. Harrison (27), Lorenzo Williams (23),
Morris Almond (20) vs. Utah (12/3/05)
Opp. Ryan Woolridge (24), Zachary Simmons (22),
Roosevelt Smart (20) by North Texas (12/29/18)

TWO PLAYERS SCORED 30 OR MORE POINTS

Rice Tony Barnett (36), Greg Hines (34) at Houston (2/17/85)
Opp. Research is ongoing

10+ FIELD GOALS MADE BY A PLAYER

Rice 10, Quentin Millora-Brown vs. Northwestern St. (11/17/18)
Opp. 10, Jon Elmore, Marshall (3/13/19)

15+ FIELD GOALS MADE BY A PLAYER

Rice 15, Morris Almond vs. North Texas (11/18/06)
Opp. 16, Shane Lungwitz, Dallas (12/30/03)

20-29 FIELD GOAL ATTEMPTS BY A PLAYER

Rice 20, Connor Cashaw vs. Marshall (2/15/18)
Opp. 21, Josh Anderson, WKU (2/7/19)

30+ FIELD GOAL ATTEMPTS BY A PLAYER

Rice 31, Ricky Pierce at Houston (1/4/82)
Opp. Never

PLAYER SHOT 1.000 WITH 5+ FIELD GOAL ATTEMPTS

Rice 6-6, Drew Peterson at Charlotte (3/6/19)
Opp. 6-6, Amadou Sow, UC Santa Barbara (12/15/17)

PLAYER SHOT .800 WITH 10+ FIELD GOAL ATTEMPTS

Rice 9-11 (.818), Robert Martin vs. North Texas (12/29/18)
Opp. 10-11 (.909), Zachary Simmons, North Texas (12/29/18)

PLAYER SHOT .900 WITH 10+ FIELD GOAL ATTEMPTS

Rice 10-11 (.909), Quentin Millora-Brown vs. Northwestern St. (11/17/18)
Opp. 10-11 (.909), Zachary Simmons, North Texas (12/29/18)

5+ 3PT FIELD GOALS MADE BY A PLAYER

Rice 7, Ako Adams, WKU (2/7/19)
Opp. 6, Jon Elmore, Marshall (3/13/18)

10+ 3PT FIELD GOAL ATTEMPTS BY A PLAYER

Rice 14, Ako Adams vs. WKU (2/7/19)
Opp. 12, Jon Elmore, Marshall (2/9/19)

PLAYER SHOT .800 WITH 5+ 3PT FIELD GOAL ATTEMPTS

Rice 4-5 (.800), Trey Murphy III at Charlotte (1/31/19)
Opp. 4-5 (.800), Jeremiah Bell, UAB (1/26/19)

10+ FREE THROWS MADE BY A PLAYER

Rice 10, Chris Mullins at UTEP (2/23/19)
Opp. 11, Roosevelt Smart, North Texas (2/3/18)

15+ FREE THROWS MADE BY A PLAYER

Rice 15, Marcus Evans vs. Louisiana Tech (2/25/17)
Opp. 15, Anthony Odunsi, Houston Baptist (12/2/15)

10+ FREE THROWS ATTEMPTED BY A PLAYER

Rice Chris Mullins (13), Robert Martin (10) at UTEP (2/23/19)
Opp. 10, Jon Davis, Charlotte (3/6/19)

15+ FREE THROWS ATTEMPTED BY A PLAYER

Rice 16, Marcus Evans vs. UTEP (3/9/17)
Opp. 15, Alex Hamilton, Louisiana Tech (2/4/16)

20+ FREE THROWS ATTEMPTED BY A PLAYER

Rice 20, Morris Almond vs. Houston (1/17/07)
Opp. 20, George Walker, Houston (1/20/78)

PLAYER SHOT 1.000 WITH 10+ FREE THROW ATTEMPTS

Rice 12-of-12, Robert Martin vs. North Texas (12/29/18)
Opp. 14-of-14, Reggie Hamilton, Oakland (3/20/12)

10+ REBOUNDS BY A PLAYER

Rice 10, Jack Williams vs. Marshall (3/13/19)
Opp. 18, Jordan Lathon, UTEP (2/23/19)

15+ REBOUNDS BY A PLAYER

Rice 16, Quentin Millora-Brown at FIU (2/14/19)
Opp. 18, Jordan Lathon, UTEP (2/23/19)

20+ REBOUNDS BY A PLAYER

Rice 20, Paulius Packevicius vs. Houston (1/23/08)
Opp. Never

30+ REBOUNDS BY A PLAYER

Rice 30, Joe Durrenberger vs. Baylor (2/15/55)
Opp. Never

TWO PLAYERS WITH 10 OR MORE REBOUNDS

Rice Jack Williams (11), Quentin Millora-Brown (10)
vs. Middle Tennessee (3/3/19)
Opp. Cortez Edward (10), Leonard Harper-Baker,
Southern Miss (1/3/19)

5+ OFFENSIVE REBOUNDS BY A PLAYER

Rice Jack Williams (5), Quentin Millora-Brown (5)
vs. Marshall (3/13/19)
Opp. 5, Josh Anderson, WKU (2/7/19)

10+ DEFENSIVE REBOUNDS BY A PLAYER

Rice 11, Robert Martin at UTEP (2/23/19)
Opp. 17, Jordan Lathon, UTEP (2/23/19)

10+ ASSISTS BY A PLAYER

Rice 12, Max Guercy at Charlotte (2/16/16)
Opp. 11, Lamonte Bearden, WKU (2/7/19)

5+ BLOCKED SHOTS BY A PLAYER

Rice 5, Josh Parrish vs. Alabama A&M (11/12/18)
Opp. 6, Osasumwen Osaghae, FIU (2/14/19)

10+ BLOCKED SHOTS BY A PLAYER

Rice Never
Opp. 11, Derrick Davenport, TCU (3/3/00)

5+ STEALS BY A PLAYER

Rice 5, Chris Mullins at Penn (11/9/18)
Opp. Brian Beard, Jr. (5), Antonio Daye, Jr. FIU (2/14/19)

40 MINUTES PLAYED IN REGULATION

Rice 40, Marcus Evans at Houston Baptist (12/2/16)
Opp. 40, Jon Davis, Charlotte (3/6/18)

40+ MINUTES PLAYED IN A GAME

Rice Ako Adams (46) vs. WKU (2/7/19)
By Opp. Evan Gilyard (46), Nigel Hawkins (45)
Paul Thomas (43) at UTEP (2/23/19)

50+ MINUTES PLAYED IN A GAME

Rice J.R. Harrison (52), Patrick Britton (51),
Lorenzo Williams (51) vs. Utah (12/3/05)
Opp. Never

DOUBLE-DOUBLE BY A PLAYER*

Rice Jack Williams (14/10) vs. Marshall (3/13/19)
Opp. Jordan Lathon (32/18), UTEP (2/23/19)

TWO PLAYERS WITH DOUBLE-DOUBLES*

Rice Jack Williams (15/11), Robert Martin (14/12)
at UTEP (1/12/19)
Opp. Charles Bassey (10P/14R), Lamonte Bearden (16P/11A)
WKU (2/7/19)

20 - 10 GAMES (POINTS - REBOUNDS)

Rice Robert Martin (23/13) at UTEP (2/23/19)
Opp. Jordan Lathon (32/18), UTEP (2/23/19)

20 - 10 GAMES (POINTS - ASSISTS)

Rice Max Guercy (21/10) vs. UAB (2/14/15)
Opp. Jon Elmore (27/10), Marshall (3/2/17)

20 - 20 GAMES (POINTS - REBOUNDS)

Rice Michael Harris (30/24) vs. Hawai'i (2/27/05)
Opp. Never

30 - 10 GAMES (POINTS - REBOUNDS)

Rice Egor Koulechov (31/14) vs. Middle Tennessee (1/5/17)
Opp. Jordan Lathon (32/18), UTEP (2/23/19)

30 - 20 GAMES (POINTS - REBOUNDS)

Rice Michael Harris (30/24) vs. Hawai'i (2/27/05)
Opp. Never

30 - 30 GAMES (POINTS - REBOUNDS)

Rice Joe Durrenberger (32/30) vs. Baylor (2/15/55)
Opp. Never

TRIPLE-DOUBLE BY A PLAYER^

Rice Jason McKrieth (15P/14R/10A) vs. SMU (12/30/04)
Opp. Alex Hamilton (25P/11R/11A), Louisiana Tech (2/27/16)

**Double-doubles are points and rebounds unless otherwise indicated*

STREAKS

TEAM STREAKS

Overall	Lost 2
Home Overall	Lost 1
Home C-USA	Lost 1
Home Non-Conference Overall	Lost 2
Road Overall	Won 2
Road C-USA	Won 2
Road Non-Conference Overall	Won 1
Neutral	Lost 4

INDIVIDUAL STREAKS

Consecutive double-figure scoring games

Robert Martin	5
Trey Murphy III	1

Consecutive games with at least one three

Trey Murphy III	8
Robert Martin	6
Drew Peterson	1

Consecutive Free Throws Made

Chris Mullins	Feb. 23	15
Tim Harrison	Nov. 6	6
Ako Adams	Feb. 9	6
Josh Parrish	Mar. 13	4
Drew Peterson	Mar. 3	3
Payton Moore	Mar. 9	3
Robert Martin	Mar. 13	1

Games Played	Career	Consecutive
Ako Adams	98	98
Robert Martin	80	63
Chris Mullins	32	32
Trey Murphy III	32	32
Drew Peterson	32	32
Payton Moore	31	14
Josh Parrish	28	1
Addison Owen	9	1
Tim Harrison	69	-

Games Started	Career	Consecutive
Ako Adams	63	63
Chris Mullins	22	22
Josh Parrish	16	1
Drew Peterson	24	-
Robert Martin	14	-
Tim Harrison	3	-
Trey Murphy III	1	-

SPECIALTY STATS

	Paint	Pts Off T/O	2ndCh	Fast Break	Bench	W/L	Score	Leads overcome
at Arkansas								
Rice								
Penn								
Rice								
Wayland Baptist								
Rice								
at Northwestern State								
Rice								
at UC Santa Barbara								
Rice								
Houston								
Rice								
vs. Milwaukee								
Rice								
vs. Liberty/Morgan State								
Rice								
TBD								
Rice								
at Lamar								
Rice								
Houston Baptist								
Rice								
St. Thomas								
Rice								
Sam Houston State								
Rice								
at Marshall								
Rice								
at WKU								
Rice								
Florida Atlantic								
Rice								
FIU								
Rice								
at Louisiana Tech								
Rice								
at Southern Miss								
Rice								
at North Texas								
Rice								
UTEP								
Rice								
UTSA								
Rice								
North Texas								
Rice								
at UAB								
Rice								
at Middle Tennessee								
Rice								
Old Dominion								
Rice								
Charlotte								
Rice								
TBD								
Rice								
TBD								
Rice								
TBD								
Rice								
TBD								
Rice								

Rice/OPP highs are **BOLD/ITALICIZED**

Opponent Totals
Average/Game

Rice Totals
Average/Game

2019-20 RICE GAME-BY-GAME TEAM STATS

Opponent	Date	Score	W/L	TOTAL		3-PTRS		FT-FTA	Pct	REBOUNDS				Blk	Stl	Pts	Avg
				FG-A	Pct	3FG-A	Pct			O-D-T	Avg	PF	A	TO			
at Arkansas	11/5																
Penn	11/9																
Wayland Baptist	11/10																
at Northwestern State	11/12																
at UC Santa Barbara	11/6																
Houston	11/19																
vs. Milwaukee	11/22																
vs. Liberty/Morgan St.	11/23																
TBD	11/24																
at Lamar	12/7																
Houston Baptist	12/14																
St. Thomas	12/19																
Sam Houston State	12/29																
at Marshall	1/2																
at WKU	1/4																
Florida Atlantic	1/9																
FIU	1/11																
at Louisiana Tech	1/16																
at Southern Miss	1/18																
at North Texas	1/20																
UTEP	1/23																
UTSA	1/25																
North Texas	2/1																
at UAB	2/6																
at Middle Tennessee	2/8																
Old Dominion	2/13																
at Charlotte	2/15																
TBD	TBD																
TBD	TBD																
TBD	TBD																
TBD	TBD																

RICE VS. OPPONENT COMPARISON

Opponent	1st	2nd	Score	Mar	FG	FG%	3FG	3FG%	FT	FT%	Reb	Mar	Ast	TO	Blocks	Steals	Fouls
at Arkansas																	
Penn																	
Wayland Baptist																	
at Northwestern St.																	
at UC Santa Barbara																	
Houston																	
vs. Milwaukee																	
vs. Liberty/Morgan St.																	
TBD																	
at Lamar																	
Houston Baptist																	
St. Thomas																	
Sam Houston State																	
at Marshall																	
at WKU																	
Florida Atlantic																	
FIU																	
at Louisiana Tech																	
at Southern Miss																	
at North Texas																	
UTEP																	
UTSA																	
North Texas																	
at UAB																	
at Middle Tennessee																	
Old Dominion																	
at Charlotte																	
TBD																	
TBD																	
TBD																	
TBD																	

2018-19 HIGH/LOWS

RICE GAME HIGHS

Points	102 vs. Northwestern State (11/17/18)
Points at the Half	43, 2x, last vs. North Texas (12/29/18)
Points in a Half	63 (2nd) vs. Northwestern State (11/17/18)
Field Goals Made	37 vs. Northwestern State (11/17/18)
Field Goal Attempts	77 vs. WKU (2/7/19)
Field Goal Percentage	.568 (25-44) vs. Alabama A&M (11/12/18)
3 Point FG Made	14 vs. Northwestern State (11/17/18)
3 Point FG Attempts	36 vs. Omaha (12/21/18)
3 Point FG Percentage	.529 (9-17) vs. North Texas (12/29/18)
Free Throws Made	28 vs. North Texas (12/29/18)
Free Throw Attempts	39 at UTEP (2/23/19)
Free Throw Percentage	.889 (8-9) at Charlotte (3/6/19)
Rebounds	50 vs. WKU (2/7/19)
Offensive Rebounds	17 vs. UC Santa Barbara (12/15/18)
Defensive Rebounds	41 vs. Marshall (2/9/19)
Assists	26 vs. Northwestern State (11/17/18)
Steals	10, 2x, last at UTEP (2/23/19)
Blocked Shots	8 at Texas State (11/28/18)
Turnovers	33 at FIU (2/14/19)
Fouls	31 at North Texas (1/19/19)

RICE GAME LOWS

Points	41 at Florida Atlantic (2/16/19)
Points at the Half	12 at Florida Atlantic (2/16/19)
Points in a Half	12 (1st) at Florida Atlantic (2/16/19)
Field Goals Made	16 at Florida Atlantic (2/16/19)
Field Goal Attempts	44 vs. Alabama A&M (11/12/18)
Field Goal Percentage	.267 (16-60) at Florida Atlantic (2/16/19)
3 Point FG Made	3 at FIU (2/14/19)
3 Point FG Attempts	13 at FIU (2/14/19)
3 Point FG Percentage	.154 (4-26) at Wichita State (11/25/18)
Free Throws Made	4 at Florida Atlantic (2/16/19)
Free Throw Attempts	8 at Florida Atlantic (2/16/19)
Free Throw Percentage	.500 (4-8) at Florida Atlantic (2/16/19)
Rebounds	28 vs. North Texas (12/29/18)
Offensive Rebounds	4 vs. Alabama A&M (11/12/18)
Defensive Rebounds	18 vs. North Texas (12/29/18)
Assists	7 at Florida Atlantic (2/16/19)
Steals	0, 2x, last vs. UAB (1/26/19)
Blocked Shots	0, 3x, last vs. Marshall (3/13/19)
Turnovers	7 vs. Louisiana Tech (1/5/19)
Fouls	7 vs. Southern Miss (1/3/19)

OPPONENT GAME HIGHS

Points	105 by BYU (11/21/18)
Points at the Half	54 by BYU (11/21/18)
Points in a Half	55, 2x, last (2nd) by North Texas (12/29/18)
Field Goals Made	41 by North Texas (12/29/18)
Field Goal Attempts	78 by WKU (2/7/19)
Field Goal Percentage	.577 (41-71) by North Texas (12/29/18)
3 Point FG Made	14 by UC Santa Barbara (12/15/18)
3 Point FG Attempts	44 by Marshall (2/9/19)
3 Point FG Percentage	.571 (12-21) by Old Dominion (2/2/19)
Free Throws Made	26 by North Texas (1/19/19)
Free Throw Attempts	39 by North Texas (1/19/19)
Free Throw Percentage	.958 (23-24) by UC Santa Barbara (12/15/18)
Rebounds	47, 2x, last by UTEP (2/23/19)
Offensive Rebounds	16 by North Texas (12/29/18)
Defensive Rebounds	41 by UTEP (2/23/19)
Assists	23 by BYU (11/21/18)
Steals	18 by FIU (2/14/19)
Blocked Shots	7, 3x, last by Charlotte (3/6/19)
Turnovers	22 by Saint Leo (11/6/18)
Fouls	28 by Saint Leo (11/6/18)

OPPONENT GAME LOWS

Points	59 by Alabama A&M (11/12/18)
Points at the Half	22 by Middle Tennessee (3/3/19)
Points in a Half	22 (2nd) by Middle Tennessee (3/3/19)
Field Goals Made	21 by Marshall (2/9/19)
Field Goal Attempts	50 by Charlotte (1/31/19)
Field Goal Percentage	.323 (21-65) by Marshall (2/9/19)
3 Point FG Made	1 by Middle Tennessee (3/3/19)
3 Point FG Attempts	15 by Middle Tennessee (3/3/19)
3 Point FG Percentage	.067 (1-15) by Middle Tennessee (3/3/19)
Free Throws Made	5, 2x, last by Southern Miss (1/3/19)
Free Throw Attempts	7 by Southern Miss (1/3/19)
Free Throw Percentage	.529 (9-17) by UTRGV (12/18/18)
Rebounds	28, 3x, last by Marshall (3/13/19)
Offensive Rebounds	1 by Charlotte (1/31/19)
Defensive Rebounds	18 by Alabama A&M (11/12/18)
Assists	6 by Louisiana Tech (1/5/19)
Steals	0 by Omaha (12/21/18)
Blocked Shots	0, 2x, last by Marshall (3/13/19)
Turnovers	3 by UAB (1/26/19)
Fouls	11 by Florida Atlantic (2/16/19)

2019-20 POINTS-REBOUNDS-ASSISTS

Opponent	Date	0 Moore	1 Parrish	2 Murphy III	3 Adams	4 Olivari	5 Owen	10 Martin	12 Moffat
at Arkansas	11/5								
Penn	11/9								
Wayland Baptist	11/10								
at Northwestern State	11/12								
at UC Santa Barbara	11/6								
Houston	11/19								
vs. Milwaukee	11/22								
vs. Liberty/Morgan St.	11/23								
TBD	11/24								
at Lamar	12/7								
Houston Baptist	12/14								
St. Thomas	12/19								
Sam Houston State	12/29								
at Marshall	1/2								
at WKU	1/4								
Florida Atlantic	1/9								
FIU	1/11								
at Louisiana Tech	1/16								
at Southern Miss	1/18								
at North Texas	1/20								
UTEP	1/23								
UTSA	1/25								
North Texas	2/1								
at UAB	2/6								
at Middle Tennessee	2/8								
Old Dominion	2/13								
at Charlotte	2/15								
TBD	TBD								
TBD	TBD								
TBD	TBD								
TBD	TBD								

Opponent	Date	13 McCarthy	14 Myers	15 Fiedler	20 Crisler	23 Peterson	24 Mullins	35 Harrison
at Arkansas	11/5							
Penn	11/9							
Wayland Baptist	11/10							
at Northwestern State	11/12							
at UC Santa Barbara	11/6							
Houston	11/19							
vs. Milwaukee	11/22							
vs. Liberty/Morgan St.	11/23							
TBD	11/24							
at Lamar	12/7							
Houston Baptist	12/14							
St. Thomas	12/19							
Sam Houston State	12/29							
at Marshall	1/2							
at WKU	1/4							
Florida Atlantic	1/9							
FIU	1/11							
at Louisiana Tech	1/16							
at Southern Miss	1/18							
at North Texas	1/20							
UTEP	1/23							
UTSA	1/25							
North Texas	2/1							
at UAB	2/6							
at Middle Tennessee	2/8							
Old Dominion	2/13							
at Charlotte	2/15							
TBD	TBD							
TBD	TBD							
TBD	TBD							
TBD	TBD							

FOLLOWING THE OWLS

Leading Scorer	Career	2019-20
Chris Mullins	10	0
Robert Martin	10	0
Ako Adams	11	0
Drew Peterson	2	0
Trey Murphy III	1	0

Leading Rebounder	Career	2019-20
Robert Martin	8	0
Chris Mullins	2	0
Ako Adams	1	0
Josh Parrish	1	0
Drew Peterson	1	0

Leader in Assists	Career	2019-20
Ako Adams	34	0
Chris Mullins	11	0
Robert Martin	6	0
Drew Peterson	4	0
Payton Moore	1	0
Josh Parrish	1	0

Double-Figure Scoring	Career	2019-20
Chris Mullins	22	0
Robert Martin	26	0
Ako Adams	38	0
Trey Murphy III	12	0
Drew Peterson	6	0
Josh Parrish	4	0
Tim Harrison	4	0

Double-Figure Rebounding	Career	2019-20
Robert Martin	4	0

Double-Figure Assists	Career	2019-20
-----------------------	--------	---------

Double-Doubles	Career	2019-20
Robert Martin	3	0

20-Pt. Games	Career	2019-20
Robert Martin	4	0
Chris Mullins	3	0
Ako Adams	3	0
Trey Murphy III	1	0

30-Pt. Games	Career	2019-20
Robert Martin	1	0

Charges Drawn	Career	2019-20
Rice		0
Opponents		0
Ako Adams	19	0
Robert Martin	9	0
Chris Mullins	2	0
Josh Parrish	1	0
Drew Peterson	1	0
Tim Harrison	1	0

Dunks	Career	2019-20
Rice		0
Opponents		0
Trey Murphy III	5	0
Josh Parrish	4	0
Payton Moore	3	0
Chris Mullins	2	0
Tim Harrison	3	0
Robert Martin	3	0
Drew Peterson	1	0

First Substitution	2019-20
Robert Martin	0
Trey Murphy III	0
Payton Moore	0
Chris Mullins	0
Josh Parrish	0
Drew Peterson	0

Three-Point Plays	2019-20
Rice	0/0
Opponents	0/0

Four-Point Plays	2019-20
Rice	0/0
Opponents	0/0

Five Second Violations	2019-20
Rice	0
Opponents	0

Ten Second Violations	2019-20
Rice	0
Opponents	0

Shot Clock Violations	2019-20
Rice	0
Opponents	0

Backcourt Violations	2019-20
Rice	0
Opponents	0

Jump Balls Controlled	2019-20
Rice	0
Opponents	0

First to Score	2019-20
Rice	0
Opponents	0

First to Score for Rice	2019-20
-------------------------	---------

How Rice Scored First Points	2019-20
Dunk	0
Free Throw	0
Jumper	0
Layup	0
Three-Pointer	0
Tip-In	0

8-0 Runs	2019-20
Rice	0
Opponents	0

10-0 Runs	2019-20
Rice	0
Opponents	0



PAYTON MOORE

G • 6-4 • 205 • So.
Los Angeles, Calif. • Santa Monica
HS

CAREER HIGHS

Points	9	at BYU (11/21/18)
FG Made	4	at BYU (11/21/18)
FG Att.	6	2x, last at BYU (11/21/18)
3-Pt. FG	1	4x, last vs. WKU (2/7/19)
3-Pt. Att.	3	vs. Saint Leo (11/6/18)
Free Throws	7	vs. Marshall (2/9/19)
Free Throw Att.	8	vs. Marshall (2/9/19)
Rebounds	4	2x, last vs. Marshall (2/9/19)
Assists	3	5x, last vs. Marshall (2/9/19)
Steals	3	vs. Marshall (2/9/19)
Blocks	1	vs. Marshall (2/9/19)
Minutes	23	vs. Marshall (2/9/19)

2019-20 SEASON HIGHS

Points	
FG Made	
FG Att.	
3-Pt. FG	
3-Pt. Att.	
Free Throws	
Free Throw Att.	
Rebounds	
Assists	
Steals	
Blocks	
Minutes	

MISCELLANEOUS STATS

CATEGORY	2019-20	CAREER
Double-Figure Scoring	-	-
Double-Figure Rebounds	-	-
Double-Figure Assists	-	-
Double-Doubles	-	-
Led Rice in Scoring	-	-
Led Rice in Rebounding	-	-
Led Rice in Assists	-	1

2018-19 (FRESHMAN)

Played in 31 games ... averaged 2.6 points and 1.2 rebounds ... saw first career action against Saint Leo (11/6), scoring four points and pulling down three rebounds ... scored six points at Penn (11/9) ... scored a career-high nine points at BYU (11/21) ... had a career-high three assists at Wichita State (11/25) ... made first career three-pointer vs. St. Edward's (12/13) ... had a career-high four rebounds at UTRGV (12/18) ... tied a season-high with three assists at North Texas (1/19) ... scored seven points with four rebounds, three assists and three steals against Marshall (2/9).



MOORE'S GAME-BY-GAME STATISTICS

Opponent	Date	GS	Min	FG	FGA	Pct	3FG	3FGA	Pct	FT	FTA	Pct	Off	Def	Tot	PF	FO	A	TO	B	S	Pts
at Arkansas	11/5																					
Penn	11/9																					
Wayland Baptist	11/10																					
at Northwestern State	11/12																					
at UC Santa Barbara	11/16																					
Houston	11/19																					
vs. Milwaukee	11/22																					
vs. Liberty/Morgan State	11/23																					
TBD	11/24																					
at Lamar	12/7																					
Houston Baptist	12/14																					
St. Thomas	12/19																					
Sam Houston State	12/29																					
at Marshall	1/2																					
at WKU	1/4																					
Florida Atlantic	1/9																					
FIU	1/11																					
at Louisiana Tech	1/16																					
at Southern Miss	1/18																					
at North Texas	1/20																					
UTEP	1/23																					
UTSA	1/25																					
North Texas	2/1																					
at UAB	2/6																					
at Middle Tennessee	2/8																					
Old Dominion	2/13																					
Charlotte	2/15																					
TBD	TBD																					
TBD	TBD																					
TBD	TBD																					
TBD	TBD																					

MOORE'S CAREER STATS

YEAR	GP-GS	MIN/AVG	FG-FGA	PCT	3FG-FGA	PCT	FT-FTA	PCT	OFF-DEF	TOT	AVG	PF-FO	AST	TO	BLK	STL	PTS	AVG
2018-19	31-0	339/10.9	27-72	.375	4-26	.154	23-49	.469	9-27	36	1.2	41-1	28	36	3	14	81	2.6
2019-20																		
TOTAL	31-0	339/10.9	27-72	.375	4-26	.154	23-49	.469	9-27	36	1.2	41-1	28	36	3	14	81	2.6

MOORE'S CAREER CONFERENCE USA STATS

YEAR	GP-GS	MIN/AVG	FG-FGA	PCT	3FG-FGA	PCT	FT-FTA	PCT	OFF-DEF	TOT	AVG	PF-FO	AST	TO	BLK	STL	PTS	AVG
2018-19	17-0	161/9.5	11-28	.393	1-9	.111	12-20	.600	3-12	15	0.9	18-1	14	12	2	7	35	2.1
2019-20																		
TOTAL	17-0	161/9.5	11-28	.393	1-9	.111	12-20	.600	3-12	15	0.9	18-1	14	12	2	7	35	2.1



JOSH PARRISH

G • 6-4 • 215 • r-Jr.
Arlington, Texas • TCU

CAREER HIGHS

Points	15	at Penn (11/9/18)
FG Made	7	at Penn (11/9/18)
FG Att.	11	at Penn (11/9/18)
3-Pt. FG	1	7x, last at UTEP (2/23/19)
3-Pt. Att.	4	at Penn (11/9/18)
Free Throws	5	at FIU (2/14/19)
Free Throw Att.	8	at FIU (2/14/19)
Rebounds	9	at UTEP (2/23/19)
Assists	4	vs. Alabama A&M (11/12/18)
Steals	3	at Penn (11/9/18)
Blocks	5	vs. Alabama A&M (11/12/18)
Minutes	39	at UTEP (2/23/19)

2019-20 SEASON HIGHS

Points	
FG Made	
FG Att.	
3-Pt. FG	
3-Pt. Att.	
Free Throws	
Free Throw Att.	
Rebounds	
Assists	
Steals	
Blocks	
Minutes	

MISCELLANEOUS STATS

CATEGORY	2019-20	CAREER
Double-Figure Scoring	-	4
Double-Figure Rebounds	-	-
Double-Figure Assists	-	-
Double-Doubles	-	-
Led Rice in Scoring	-	-
Led Rice in Rebounding	-	1
Led Rice in Assists	-	1

2018-19 (REDSHIRT SOPHOMORE)

Saw action in 28 games, making 16 starts ... averaged 6.3 points and 2.8 rebounds ... connected on 50.4% from the field ... scored double-figures four times ... scored 10 points against Saint Leo (11/6) ... had a career-high 15 points and three steals at Penn (11/9) ... blocked five shots vs. Alabama A&M (11/12) ... scored 12 points and grabbed seven rebounds vs. Northwestern State (11/17) ... had nine points at Texas State (11/28) ... scored eight points on four-of-four shooting at Old Dominion (2/2) ... scored nine points and had four rebounds vs. WKU (2/7) ... scored 13 points at FIU (2/14) ... grabbed seven rebounds at Florida Atlantic (2/16) ... pulled down a career-high nine rebounds at UTEP (2/23).



PARRISH'S GAME-BY-GAME STATISTICS

Opponent	Date	GS	Min	FG	FGA	Pct	3FG	3FGA	Pct	FT	FTA	Pct	Off	Def	Tot	PF	FO	A	TO	B	S	Pts
at Arkansas	11/5																					
Penn	11/9																					
Wayland Baptist	11/10																					
at Northwestern State	11/12																					
at UC Santa Barbara	11/16																					
Houston	11/19																					
vs. Milwaukee	11/22																					
vs. Liberty/Morgan State	11/23																					
TBD	11/24																					
at Lamar	12/7																					
Houston Baptist	12/14																					
St. Thomas	12/19																					
Sam Houston State	12/29																					
at Marshall	1/2																					
at WKU	1/4																					
Florida Atlantic	1/9																					
FIU	1/11																					
at Louisiana Tech	1/16																					
at Southern Miss	1/18																					
at North Texas	1/20																					
UTEP	1/23																					
UTSA	1/25																					
North Texas	2/1																					
at UAB	2/6																					
at Middle Tennessee	2/8																					
Old Dominion	2/13																					
Charlotte	2/15																					
TBD	TBD																					
TBD	TBD																					
TBD	TBD																					
TBD	TBD																					

PARRISH'S CAREER STATS

YEAR	GP-GS	MIN/AVG	FG-FGA	PCT	3FG-FGA	PCT	FT-FTA	PCT	OFF-DEF	TOT	AVG	PF-FO	AST	TO	BLK	STL	PTS	AVG
2018-19	28-16	553/19.8	64-127	.504	7-34	.206	41-69	.594	22-57	79	2.8	53-1	31	40	15	19	176	6.3
2019-20																		
TOTAL	28-16	553/19.8	64-127	.504	7-34	.206	41-69	.594	22-57	79	2.8	53-1	31	40	15	19	176	6.3

PARRISH'S CAREER CONFERENCE USA STATS

YEAR	GP-GS	MIN/AVG	FG-FGA	PCT	3FG-FGA	PCT	FT-FTA	PCT	OFF-DEF	TOT	AVG	PF-FO	AST	TO	BLK	STL	PTS	AVG
2018-19	16-5	319/19.9	35-65	.538	2-10	.200	21-36	.583	15-33	48	3.0	31-1	18	24	5	9	93	5.8
2019-20																		
TOTAL	16-5	319/19.9	35-65	.538	2-10	.200	21-36	.583	15-33	48	3.0	31-1	18	24	5	9	93	5.8



TREY MURPHY III

G • 6-8 • 200 • So.
Durham, N.C. • Cary Academy

CAREER HIGHS

Points	24	vs. UAB (1/26/19)
FG Made	6	at North Texas (1/19/19)
FG Att.	12	vs. Middle Tennessee (3/3/19)
3-Pt. FG	5	vs. UAB (1/26/19)
3-Pt. Att.	9	vs. Middle Tennessee (3/3/19)
Free Throws	9	vs. UAB (1/26/19)
Free Throw Att.	9	vs. UAB (1/26/19)
Rebounds	6	3x, last at UTEP (2/23/19)
Assists	3	vs. WKU (2/7/19)
Steals	3	at Charlotte (1/31/19)
Blocks	2	4x, last at UTEP (2/23/19)
Minutes	36	at UTEP (2/23/19)

2019-20 SEASON HIGHS

Points
FG Made
FG Att.
3-Pt. FG
3-Pt. Att.
Free Throws
Free Throw Att.
Rebounds
Assists
Steals
Blocks
Minutes

MISCELLANEOUS STATS

CATEGORY	2019-20	CAREER
Double-Figure Scoring	-	12
Double-Figure Rebounds	-	-
Double-Figure Assists	-	-
Double-Doubles	-	-
Led Rice in Scoring	-	1
Led Rice in Rebounding	-	-
Led Rice in Assists	-	-

2018-19 (FRESHMAN)

Played in all 32 games, making one start ... averaged 8.4 points ... fourth in Conference USA in three-point field goal percentage (42.1%) and 14th in three-pointers made per game (2.0) ... second on the team with 64 three-pointers ... set the school freshman record for three-point field goal percentage (42.1%) and is second for three-pointers made (64) ... had 12 double-figure scoring games ... saw first career action against Saint Leo (11/6), scoring three points ... had five points and four rebounds vs. Northwestern State (11/17) ... scored six points on a pair of three-pointers at BYU (11/21) ... had 11 points and three, three-pointers vs. Lamar (12/1) ... grabbed four rebounds vs. UC Santa Barbara (12/15) ... scored 13 points at UTRGV (12/18) ... scored 12 points against Southern Miss (1/3) ... scored eight points and grabbed a career-high six rebounds vs. Louisiana Tech (1/5) ... scored 10 points on three, three-pointers at UTSA (1/10) ... scored 18 points and made four three-pointers at North Texas (1/19) ... had 18 points and four three-pointers vs. Middle Tennessee (1/24) ... set career-highs with 24 points and five three-pointers while going a career-best 9-of-9 from the free throw line against UAB (1/26) ... scored 12 points on four-of-five from three while recording a career-high three steals at Charlotte (1/31) ... recorded 14 points and tied a career-high with six rebounds at UTEP (2/23) ... made first career start at Charlotte (3/6) ... scored 14 points against Marshall in the first round of the Conference USA Tournament (3/13).



MURPHY III'S GAME-BY-GAME STATISTICS

Opponent	Date	GS	Min	FG	FGA	Pct	3FG	3FGA	Pct	FT	FTA	Pct	Off	Def	Tot	PF	FO	A	TO	B	S	Pts
at Arkansas	11/5																					
Penn	11/9																					
Wayland Baptist	11/10																					
at Northwestern State	11/12																					
at UC Santa Barbara	11/16																					
Houston	11/19																					
vs. Milwaukee	11/22																					
vs. Liberty/Morgan State	11/23																					
TBD	11/24																					
at Lamar	12/7																					
Houston Baptist	12/14																					
St. Thomas	12/19																					
Sam Houston State	12/29																					
at Marshall	1/2																					
at WKU	1/4																					
Florida Atlantic	1/9																					
FIU	1/11																					
at Louisiana Tech	1/16																					
at Southern Miss	1/18																					
at North Texas	1/20																					
UTEP	1/23																					
UTSA	1/25																					
North Texas	2/1																					
at UAB	2/6																					
at Middle Tennessee	2/8																					
Old Dominion	2/13																					
Charlotte	2/15																					
TBD	TBD																					
TBD	TBD																					
TBD	TBD																					
TBD	TBD																					

MURPHY III'S CAREER STATS

YEAR	GP-GS	MIN/AVG	FG-FGA	PCT	3FG-FGA	PCT	FT-FTA	PCT	OFF-DEF	TOT	AVG	PF-FO	AST	TO	BLK	STL	PTS	AVG
2018-19	32-1	660/20.6	84-190	.442	64-152	.421	37-51	.725	18-64	82	2.6	44-0	22	22	16	15	269	8.4
2019-20																		
TOTAL	32-1	660/20.6	84-190	.442	64-152	.421	37-51	.725	18-64	82	2.6	44-0	22	22	16	15	269	8.4

MURPHY III'S CAREER CONFERENCE USA STATS

YEAR	GP-GS	MIN/AVG	FG-FGA	PCT	3FG-FGA	PCT	FT-FTA	PCT	OFF-DEF	TOT	AVG	PF-FO	AST	TO	BLK	STL	PTS	AVG
2018-19	18-1	436/24.2	58-129	.450	44-99	.444	30-40	.750	11-48	59	3.3	28-0	14	12	11	10	190	10.6
2019-20																		
TOTAL	18-1	436/24.2	58-129	.450	44-99	.444	30-40	.750	11-48	59	3.3	28-0	14	12	11	10	190	10.6



AKO ADAMS

G • 6-3 • 175 • Sr.
Washington, D.C. • Bishop O'Connell HS

CAREER HIGHS

Points	23	vs. WKU (2/7/19)
FG Made	8	vs. WKU (2/7/19)
FG Att.	15	2x, last vs. WKU (2/7/19)
3-Pt. FG	7	vs. WKU (2/7/19)
3-Pt. Att.	14	vs. WKU (2/7/19)
Free Throws	10	vs. UTEP (3/1/18)
Free Throw Att.	11	vs. UTEP (3/1/18)
Rebounds	7	vs. Alabama A&M (11/12/18)
Assists	9	at Northwestern State (11/17/17)
Steals	3	3x, last vs. Charlotte (3/9/19)
Blocks	1	2x, last vs. St. Thomas (11/25/17)
Minutes	46	vs. WKU (2/7/19)

2019-20 SEASON HIGHS

Points	
FG Made	
FG Att.	
3-Pt. FG	
3-Pt. Att.	
Free Throws	
Free Throw Att.	
Rebounds	
Assists	
Steals	
Blocks	
Minutes	

MISCELLANEOUS STATS

CATEGORY	2019-20	CAREER
Double-Figure Scoring	-	38
Double-Figure Rebounds	-	-
Double-Figure Assists	-	-
Double-Doubles	-	-
Led Rice in Scoring	-	11
Led Rice in Rebounding	-	1
Led Rice in Assists	-	34

2018-19 (JUNIOR)

One of two players to start all 32 games ... second on the team in assists (2.6) and third in scoring (11.2) and three-point field goal percentage (37.9%) ... led Conference USA in free throw percentage, connecting on 90.5% from the line, which is the second highest in a season in school history ... was 11th in the league in three-point field goal percentage (37.9%) and three-pointers made per game (2.3) ... led the team with 72 three-pointers ... scored in double-figures 19 times ... led the team in assists 12 times ... Named to Men Against Breast Cancer Cougar Cup All-Tournament Team ... scored 14 points and had four assists versus Saint Leo (11/6) ... scored 22 points against Alabama A&M (11/12) and grabbed a career-high seven rebounds ... scored 19 points and dished out five assists while connecting on five three-pointers at Houston (11/14) ... scored 10 points and had a season-high eight rebounds vs. Northwestern State (11/17) ... had a team-high 17 points at BYU (11/21) ... made two three-pointers vs. UC Santa Barbara (12/15) to become the 26th player in school history with 100 career three-pointers ... scored 13 points and had a game-high seven assists vs. Omaha (12/21) ... scored seven points and had a game-high six assists against North Texas (12/29) ... scored a team-high 16 points and grabbed five rebounds versus Southern Miss (1/3) ... led the team with 16 points vs. Louisiana Tech (1/5) ... scored a team-high 16 points with five rebounds and four assists at Charlotte (1/31) ... set career-highs in points (23), field goals (8), three-pointers (7) and minutes played (46) vs. WKU (2/7) ... his seven three-pointers tied for the second-most in a game in school history.



ADAMS' GAME-BY-GAME STATISTICS

Opponent	Date	GS	Min	FG	FGA	Pct	3FG	3FGA	Pct	FT	FTA	Pct	Off	Def	Tot	PF	FO	A	TO	B	S	Pts
at Arkansas	11/5																					
Penn	11/9																					
Wayland Baptist	11/10																					
at Northwestern State	11/12																					
at UC Santa Barbara	11/16																					
Houston	11/19																					
vs. Milwaukee	11/22																					
vs. Liberty/Morgan State	11/23																					
TBD	11/24																					
at Lamar	12/7																					
Houston Baptist	12/14																					
St. Thomas	12/19																					
Sam Houston State	12/29																					
at Marshall	1/2																					
at WKU	1/4																					
Florida Atlantic	1/9																					
FIU	1/11																					
at Louisiana Tech	1/16																					
at Southern Miss	1/18																					
at North Texas	1/20																					
UTEP	1/23																					
UTSA	1/25																					
North Texas	2/1																					
at UAB	2/6																					
at Middle Tennessee	2/8																					
Old Dominion	2/13																					
Charlotte	2/15																					
TBD	TBD																					
TBD	TBD																					
TBD	TBD																					
TBD	TBD																					

ADAMS' CAREER STATS

YEAR	GP-GS	MIN/AVG	FG-FGA	PCT	3FG-FGA	PCT	FT-FTA	PCT	OFF-DEF	TOT	AVG	PF-FO	AST	TO	BLK	STL	PTS	AVG
2016-17	35-0	460/13.1	31-97	.320	21-59	.356	23-28	.821	4-33	37	1.1	67-0	42	40	2	11	106	3.0
2017-18	31-31	923/29.8	98-271	.362	54-160	.338	74-92	.804	9-72	81	2.6	66-0	100	82	1	24	324	10.5
2018-19	32-32	874/27.3	109-274	.398	72-190	.379	67-74	.905	4-79	83	2.6	76-1	84	73	1	19	357	11.2
2019-20																		
TOTAL	98-63	2257/23.0	238-642	.371	147-409	.359	164-194	.845	17-184	201	2.1	209-1	226	195	4	54	787	8.0

ADAMS' CAREER CONFERENCE USA STATS

YEAR	GP-GS	MIN/AVG	FG-FGA	PCT	3FG-FGA	PCT	FT-FTA	PCT	OFF-DEF	TOT	AVG	PF-FO	AST	TO	BLK	STL	PTS	AVG
2016-17	18-0	251/13.9	17-51	.333	14-34	.412	16-19	.842	1-18	19	1.1	32-0	15	17	2	6	64	3.6
2017-18	18-18	554/30.8	65-167	.389	41-102	.402	42-53	.792	2-38	40	2.2	37-0	56	51	0	14	213	11.8
2018-19	18-18	499/27.7	63-156	.404	44-110	.400	33-37	.892	2-45	47	2.6	42-1	38	41	1	13	203	11.3
2019-20																		
TOTAL	54-36	1304/24.1	145-374	.388	99-246	.402	91-109	.835	5-101	106	2.0	111-1	109	109	3	33	480	8.9



QUINCY OLIVARI

G • 6-2 • 190 • Fr.
Atlanta, Ga. • Westlake HS

CAREER HIGHS

Points	
FG Made	
FG Att.	
3-Pt. FG	
3-Pt. Att.	
Free Throws	
Free Throw Att.	
Rebounds	
Assists	
Steals	
Blocks	
Minutes	

2019-20 SEASON HIGHS

Points	
FG Made	
FG Att.	
3-Pt. FG	
3-Pt. Att.	
Free Throws	
Free Throw Att.	
Rebounds	
Assists	
Steals	
Blocks	
Minutes	

MISCELLANEOUS STATS

CATEGORY	2019-20	CAREER
Double-Figure Scoring	-	-
Double-Figure Rebounds	-	-
Double-Figure Assists	-	-
Double-Doubles	-	-
Led Rice in Scoring	-	-
Led Rice in Rebounding	-	-
Led Rice in Assists	-	-

WESTLAKE HIGH SCHOOL

Was a McDonald's All-American nominee ... named First Team All-Region 2 ... averaged 15 points, six rebounds, four assists and two steals ... A four-year letterwinner who started the last three years ... led Westlake to the state and region championship in 2016, the regional finals in 2017 and the Sweet 16 in 2018.



OLIVARI'S GAME-BY-GAME STATISTICS

Opponent	Date	GS	Min	FG	FGA	Pct	3FG	3FGA	Pct	FT	FTA	Pct	Off	Def	Tot	PF	FO	A	TO	B	S	Pts
at Arkansas	11/5																					
Penn	11/9																					
Wayland Baptist	11/10																					
at Northwestern State	11/12																					
at UC Santa Barbara	11/16																					
Houston	11/19																					
vs. Milwaukee	11/22																					
vs. Liberty/Morgan State	11/23																					
TBD	11/24																					
at Lamar	12/7																					
Houston Baptist	12/14																					
St. Thomas	12/19																					
Sam Houston State	12/29																					
at Marshall	1/2																					
at WKU	1/4																					
Florida Atlantic	1/9																					
FIU	1/11																					
at Louisiana Tech	1/16																					
at Southern Miss	1/18																					
at North Texas	1/20																					
UTEP	1/23																					
UTSA	1/25																					
North Texas	2/1																					
at UAB	2/6																					
at Middle Tennessee	2/8																					
Old Dominion	2/13																					
Charlotte	2/15																					
TBD	TBD																					
TBD	TBD																					
TBD	TBD																					
TBD	TBD																					

OLIVARI'S CAREER STATS

YEAR	GP-GS	MIN/AVG	FG-FGA	PCT	3FG-FGA	PCT	FT-FTA	PCT	OFF-DEF	TOT	AVG	PF-FO	AST	TO	BLK	STL	PTS	AVG
2019-20																		
TOTAL																		

OLIVARI'S CAREER CONFERENCE USA STATS

YEAR	GP-GS	MIN/AVG	FG-FGA	PCT	3FG-FGA	PCT	FT-FTA	PCT	OFF-DEF	TOT	AVG	PF-FO	AST	TO	BLK	STL	PTS	AVG
2019-20																		
TOTAL																		



ADDISON OWEN

G • 6-5 • 195 • Sr.
Atlanta, Ga. • The Paideia School

CAREER HIGHS

Points	3	vs. Delaware State (11/23/16)
FG Made	1	vs. Delaware State (11/23/16)
FG Att.	2	vs. St. Edward's (12/15/16)
3-Pt. FG	1	vs. Delaware State (11/23/16)
3-Pt. Att.	2	vs. St. Edward's (12/15/16)
Free Throws		
Free Throw Att.		
Rebounds	1	3x, last vs. WKU (2/17/17)
Assists	1	vs. St. Edward's (12/15/16)
Steals	1	at Middle Tennessee (2/8/17)
Blocks		
Minutes	3	vs. St. Edward's (12/15/16)

2019-20 SEASON HIGHS

Points	
FG Made	
FG Att.	
3-Pt. FG	
3-Pt. Att.	
Free Throws	
Free Throw Att.	
Rebounds	
Assists	
Steals	
Blocks	
Minutes	

MISCELLANEOUS STATS

CATEGORY	2019-20	CAREER
Double-Figure Scoring	-	-
Double-Figure Rebounds	-	-
Double-Figure Assists	-	-
Double-Doubles	-	-
Led Rice in Scoring	-	-
Led Rice in Rebounding	-	-
Led Rice in Assists	-	-

2018-19 (JUNIOR)

Saw action in two games, playing three minutes ... saw first action of the year against Northwestern State (11/17), playing two minutes ... played minute against Marshall (3/13) in the first round of the Conference USA Tournament.



OWEN'S GAME-BY-GAME STATISTICS


Opponent	Date	GS	Min	FG	FGA	Pct	3FG	3FGA	Pct	FT	FTA	Pct	Off	Def	Tot	PF	FO	A	TO	B	S	Pts
at Arkansas	11/5																					
Penn	11/9																					
Wayland Baptist	11/10																					
at Northwestern State	11/12																					
at UC Santa Barbara	11/16																					
Houston	11/19																					
vs. Milwaukee	11/22																					
vs. Liberty/Morgan State	11/23																					
TBD	11/24																					
at Lamar	12/7																					
Houston Baptist	12/14																					
St. Thomas	12/19																					
Sam Houston State	12/29																					
at Marshall	1/2																					
at WKU	1/4																					
Florida Atlantic	1/9																					
FIU	1/11																					
at Louisiana Tech	1/16																					
at Southern Miss	1/18																					
at North Texas	1/20																					
UTEP	1/23																					
UTSA	1/25																					
North Texas	2/1																					
at UAB	2/6																					
at Middle Tennessee	2/8																					
Old Dominion	2/13																					
Charlotte	2/15																					
TBD	TBD																					
TBD	TBD																					
TBD	TBD																					
TBD	TBD																					

OWEN'S CAREER STATS

YEAR	GP-GS	MIN/AVG	FG-FGA	PCT	3FG-FGA	PCT	FT-FTA	PCT	OFF-DEF	TOT	AVG	PF-FO	AST	TO	BLK	STL	PTS	AVG
2016-17	5-0	8/1.6	1-3	.333	1-3	.333	0-0	.000	0-1	1	0.2	1-0	1	0	0	0	3	0.6
2017-18	2-0	4/2.0	0-0	.000	0-0	.000	0-0	.000	0-2	2	1.0	1-0	0	0	0	1	0	0.0
2018-19	2-0	3/1.5	0-1	.000	0-0	.000	0-0	.000	0-0	0	0.0	0-0	0	0	0	0	0	0.0
2019-20																		
TOTAL	9-0	15/1.7	1-4	.250	1-3	.333	0-0	.000	0-3	3	0.3	2-0	1	0	0	1	3	0.3

OWEN'S CAREER CONFERENCE USA STATS

YEAR	GP-GS	MIN/AVG	FG-FGA	PCT	3FG-FGA	PCT	FT-FTA	PCT	OFF-DEF	TOT	AVG	PF-FO	AST	TO	BLK	STL	PTS	AVG
2016-17	2-0	2/1.0	0-0	.000	0-0	.000	0-0	.000	0-0	0	0.0	0-0	0	1	0	0	0	0.0
2017-18	2-0	4/2.0	0-0	.000	0-0	.000	0-0	.000	0-2	2	1.0	1-0	0	0	0	1	0	0.0
2018-19	0-0	0/0.0	0-0	.000	0-0	.000	0-0	.000	0-0	0	0.0	0-0	0	0	0	0	0	0.0
2019-20																		
TOTAL	4-0	6/1.5	0-0	.000	0-0	.000	0-0	.000	0-2	2	0.5	1-0	0	1	0	1	0	0.0



ROBERT MARTIN

F • 6-6 • 220 • Sr.
Pittsburgh, Pa. • Tilton School (N.H.)

CAREER HIGHS

Points	35	vs. North Texas (12/29/18)
FG Made	9	vs. North Texas (12/29/18)
FG Att.	13	2x, last at Old Dominion (2/2/19)
3-Pt. FG	5	vs. North Texas (12/29/18)
3-Pt. Att.	7	2x, last at Old Dominion (2/2/19)
Free Throws	12	vs. North Texas (12/29/18)
Free Throw Att.	12	vs. North Texas (12/29/18)
Rebounds	13	at UTEP (2/23/19)
Assists	4	4x, last at North Texas (1/19/19)
Steals	3	vs. Saint Leo (11/6/18)
Blocks	3	at Texas State (11/28/18)
Minutes	37	vs. Old Dominion (1/4/18)

2019-20 SEASON HIGHS

Points	
FG Made	
FG Att.	
3-Pt. FG	
3-Pt. Att.	
Free Throws	
Free Throw Att.	
Rebounds	
Assists	
Steals	
Blocks	
Minutes	

MISCELLANEOUS STATS

CATEGORY	2019-20	CAREER
Double-Figure Scoring	-	27
Double-Figure Rebounds	-	4
Double-Figure Assists	-	-
Double-Doubles	-	3
Led Rice in Scoring	-	10
Led Rice in Rebounding	-	8
Led Rice in Assists	-	6

2018-19 (JUNIOR)

Came off the bench in all 32 games ... was the first player off the bench 28 times ... led the team with 12.2 points and was second with 6.2 rebounds ... third in Conference USA in three-point field goal percentage (42.6%), eighth in defensive rebounds (4.8) and 15th in free throw percentage (73.5%) ... scored in double-figures 21 times ... was the team's leading scorer eight times and leading rebounder six times ... led the team with four 20 point games ... scored 18 points on six-of-six shooting and had six rebounds against Saint Leo (11/6) ... had 16 points and six rebounds at Penn (11/9) ... scored 13 points and had five rebounds vs. Alabama A&M (11/12) ... grabbed eight rebounds vs. Northwestern State (11/17) ... scored 12 points at BYU (11/21) ... blocked a career-high three shots at Texas State (11/28) ... recorded 21 points, seven field goals vs. Lamar (12/1) ... grabbed seven rebounds vs. St. Edward's (12/13) ... recorded first career double-double vs. UC Santa Barbara with 24 points and 11 rebounds (12/15) ... scored a career-high 35 points on 9-of-11 from the field against North Texas (12/29), connecting on a career-high five-of-five from three and 12-of-12 from the free throw line ... the five three-pointers are the third-most in school history without a miss and the 12 free throws are the second-most in school history without a miss ... grabbed eight rebounds against Southern Miss (1/3) recorded a double-double at UTEP with 14 points and 12 rebounds ... grabbed a team-high 10 rebounds against Middle Tennessee (1/24) ... scored 23 points and grabbed a career-high 13 rebounds at UTEP (2/23) ... was named Conference USA Player of the Week for his performance at UTEP ... scored a team-high 16 points against Marshall in the first round of the Conference USA Tournament (3/13).



MARTIN'S GAME-BY-GAME STATISTICS

Opponent	Date	GS	Min	FG	FGA	Pct	3FG	3FGA	Pct	FT	FTA	Pct	Off	Def	Tot	PF	FO	A	TO	B	S	Pts
at Arkansas	11/5																					
Penn	11/9																					
Wayland Baptist	11/10																					
at Northwestern State	11/12																					
at UC Santa Barbara	11/16																					
Houston	11/19																					
vs. Milwaukee	11/22																					
vs. Liberty/Morgan State	11/23																					
TBD	11/24																					
at Lamar	12/7																					
Houston Baptist	12/14																					
St. Thomas	12/19																					
Sam Houston State	12/29																					
at Marshall	1/2																					
at WKU	1/4																					
Florida Atlantic	1/9																					
FIU	1/11																					
at Louisiana Tech	1/16																					
at Southern Miss	1/18																					
at North Texas	1/20																					
UTEP	1/23																					
UTSA	1/25																					
North Texas	2/1																					
at UAB	2/6																					
at Middle Tennessee	2/8																					
Old Dominion	2/13																					
Charlotte	2/15																					
TBD	TBD																					
TBD	TBD																					
TBD	TBD																					
TBD	TBD																					

MARTIN'S CAREER STATS

YEAR	GP-GS	MIN/AVG	FG-FGA	PCT	3FG-FGA	PCT	FT-FTA	PCT	OFF-DEF	TOT	AVG	PF-FO	AST	TO	BLK	STL	PTS	AVG
2016-17	17-0	81/4.8	4-13	.308	1-6	.167	3-6	.500	2-14	16	0.9	15-0	2	5	0	1	12	0.7
2017-18	31-14	610/19.7	61-143	.427	10-37	.270	53-82	.646	25-68	93	3.0	56-1	28	52	2	17	185	6.0
2018-19	32-0	820/25.6	116-248	.468	49-115	.426	108-147	.735	43-155	198	6.2	79-1	53	50	10	29	389	12.2
2019-20																		
TOTAL	80-14	1511/18.9	181-404	.448	60-158	.380	164-235	.698	70-237	307	3.8	150-2	83	107	12	47	586	7.3

MARTIN'S CAREER CONFERENCE USA STATS

YEAR	GP-GS	MIN/AVG	FG-FGA	PCT	3FG-FGA	PCT	FT-FTA	PCT	OFF-DEF	TOT	AVG	PF-FO	AST	TO	BLK	STL	PTS	AVG
2016-17	6-0	26/4.3	0-2	.000	0-1	.000	2-3	.667	0-3	3	0.5	4-0	1	1	0	0	2	0.3
2017-18	18-6	323/17.9	31-73	.425	6-20	.300	11-15	.733	12-33	45	2.5	32-0	16	13	1	9	79	4.4
2018-19	18-0	481/26.7	65-147	.442	27-66	.409	66-86	.767	23-98	121	6.7	41-1	33	31	5	13	223	12.4
2019-20																		
TOTAL	42-6	830/19.8	96-222	.432	33-87	.379	79-104	.760	35-134	169	4.0	77-1	50	45	6	22	304	7.2



BEN MOFFAT

F • 6-8 • 225 • Fr.

Wichita Falls, Texas • Rider HS

CAREER HIGHS

Points	
FG Made	
FG Att.	
3-Pt. FG	
3-Pt. Att.	
Free Throws	
Free Throw Att.	
Rebounds	
Assists	
Steals	
Blocks	
Minutes	

2019-20 SEASON HIGHS

Points	
FG Made	
FG Att.	
3-Pt. FG	
3-Pt. Att.	
Free Throws	
Free Throw Att.	
Rebounds	
Assists	
Steals	
Blocks	
Minutes	

MISCELLANEOUS STATS

CATEGORY	2019-20	CAREER
Double-Figure Scoring	-	-
Double-Figure Rebounds	-	-
Double-Figure Assists	-	-
Double-Doubles	-	-
Led Rice in Scoring	-	-
Led Rice in Rebounding	-	-
Led Rice in Assists	-	-

RIDER HIGH SCHOOL

Helped Rider High School to a 29-6 record and a regional quarterfinal appearance ... named First Team All-District and First Team All-Regional ... earned District Defensive Most Valuable Player honors ... as a senior, averaged 13.5 points, 8.1 rebounds and 1.5 blocks ... in his career, averaged 12.9 points, 7.1 rebounds and 1.2 blocks ... was also named First Team Academic All-State.



MOFFAT'S GAME-BY-GAME STATISTICS

Opponent	Date	GS	Min	FG	FGA	Pct	3FG	3FGA	Pct	FT	FTA	Pct	Off	Def	Tot	PF	FO	A	TO	B	S	Pts
at Arkansas	11/5																					
Penn	11/9																					
Wayland Baptist	11/10																					
at Northwestern State	11/12																					
at UC Santa Barbara	11/16																					
Houston	11/19																					
vs. Milwaukee	11/22																					
vs. Liberty/Morgan State	11/23																					
TBD	11/24																					
at Lamar	12/7																					
Houston Baptist	12/14																					
St. Thomas	12/19																					
Sam Houston State	12/29																					
at Marshall	1/2																					
at WKU	1/4																					
Florida Atlantic	1/9																					
FIU	1/11																					
at Louisiana Tech	1/16																					
at Southern Miss	1/18																					
at North Texas	1/20																					
UTEP	1/23																					
UTSA	1/25																					
North Texas	2/1																					
at UAB	2/6																					
at Middle Tennessee	2/8																					
Old Dominion	2/13																					
Charlotte	2/15																					
TBD	TBD																					
TBD	TBD																					
TBD	TBD																					
TBD	TBD																					

MOFFAT'S CAREER STATS

YEAR	GP-GS	MIN/AVG	FG-FGA	PCT	3FG-FGA	PCT	FT-FTA	PCT	OFF-DEF	TOT	AVG	PF-FO	AST	TO	BLK	STL	PTS	AVG
2019-20																		
TOTAL	9-0	15/1.7	1-4	.250	1-3	.333	0-0	.000	0-3	3	0.3	2-0	1	0	0	1	3	0.3

MOFFAT'S CAREER CONFERENCE USA STATS

YEAR	GP-GS	MIN/AVG	FG-FGA	PCT	3FG-FGA	PCT	FT-FTA	PCT	OFF-DEF	TOT	AVG	PF-FO	AST	TO	BLK	STL	PTS	AVG
2019-20																		
TOTAL	4-0	6/1.5	0-0	.000	0-0	.000	0-0	.000	0-2	2	0.5	1-0	0	1	0	1	0	0.0



TOMMY MCCARTHY

G • 6-1 • 175 • Gr.
Arlington, Texas • TCU

CAREER HIGHS

Points	21	at Cornell (2/20/16)
FG Made	6	2x, last at Columbia (2/19/16)
FG Att.	16	2x, last at Cornell (2/20/16)
3-Pt. FG	4	2x, last at Cornell (2/20/16)
3-Pt. Att.	10	at Cornell (2/20/16)
Free Throws	7	at Cornell (2/20/16)
Free Throw Att.	8	at Cornell (2/20/16)
Rebounds	6	vs. Cornell (1/29/16)
Assists	9	at Northeastern (12/2/15)
Steals	3	vs. Ryerson (1/12/16)
Blocks	2	vs. Stanford (11/11/16)
Minutes	37	2x, last vs. Cornell (1/29/16)

2019-20 SEASON HIGHS

Points	
FG Made	
FG Att.	
3-Pt. FG	
3-Pt. Att.	
Free Throws	
Free Throw Att.	
Rebounds	
Assists	
Steals	
Blocks	
Minutes	

MISCELLANEOUS STATS

CATEGORY	2019-20	CAREER
Double-Figure Scoring	-	-
Double-Figure Rebounds	-	-
Double-Figure Assists	-	-
Double-Doubles	-	-
Led Rice in Scoring	-	-
Led Rice in Rebounding	-	-
Led Rice in Assists	-	-

2018-19 (SENIOR)

Appeared in eight games with one start ... Saw a season-high six minutes against Princeton (March 2) ... Helped Harvard to its second-straight Ivy League Championship, its seventh in nine seasons, and a berth in the NIT for the second-consecutive season.



MCCARTHY'S GAME-BY-GAME STATISTICS

Opponent	Date	GS	Min	FG	FGA	Pct	3FG	3FGA	Pct	FT	FTA	Pct	Off	Def	Tot	PF	FO	A	TO	B	S	Pts
at Arkansas	11/5																					
Penn	11/9																					
Wayland Baptist	11/10																					
at Northwestern State	11/12																					
at UC Santa Barbara	11/16																					
Houston	11/19																					
vs. Milwaukee	11/22																					
vs. Liberty/Morgan State	11/23																					
TBD	11/24																					
at Lamar	12/7																					
Houston Baptist	12/14																					
St. Thomas	12/19																					
Sam Houston State	12/29																					
at Marshall	1/2																					
at WKU	1/4																					
Florida Atlantic	1/9																					
FIU	1/11																					
at Louisiana Tech	1/16																					
at Southern Miss	1/18																					
at North Texas	1/20																					
UTEP	1/23																					
UTSA	1/25																					
North Texas	2/1																					
at UAB	2/6																					
at Middle Tennessee	2/8																					
Old Dominion	2/13																					
Charlotte	2/15																					
TBD	TBD																					
TBD	TBD																					
TBD	TBD																					
TBD	TBD																					

MCCARTHY'S CAREER STATS

YEAR	GP-GS	MIN/AVG	FG-FGA	PCT	3FG-FGA	PCT	FT-FTA	PCT	OFF-DEF	TOT	AVG	PF-FO	AST	TO	BLK	STL	PTS	AVG
2019-20																		
TOTAL	9-0	15/1.7	1-4	.250	1-3	.333	0-0	.000	0-3	3	0.3	2-0	1	0	0	1	3	0.3

MCCARTHY'S CAREER CONFERENCE USA STATS

YEAR	GP-GS	MIN/AVG	FG-FGA	PCT	3FG-FGA	PCT	FT-FTA	PCT	OFF-DEF	TOT	AVG	PF-FO	AST	TO	BLK	STL	PTS	AVG
2019-20																		
TOTAL	4-0	6/1.5	0-0	.000	0-0	.000	0-0	.000	0-2	2	0.5	1-0	0	1	0	1	0	0.0



REED MYERS

G • 6-0 • 180 • Fr.
Phoenix, Ariz. • Scottsdale Christian Academy

CAREER HIGHS

Points	
FG Made	
FG Att.	
3-Pt. FG	
3-Pt. Att.	
Free Throws	
Free Throw Att.	
Rebounds	
Assists	
Steals	
Blocks	
Minutes	

2019-20 SEASON HIGHS

Points	
FG Made	
FG Att.	
3-Pt. FG	
3-Pt. Att.	
Free Throws	
Free Throw Att.	
Rebounds	
Assists	
Steals	
Blocks	
Minutes	

MISCELLANEOUS STATS

CATEGORY	2019-20	CAREER
Double-Figure Scoring	-	-
Double-Figure Rebounds	-	-
Double-Figure Assists	-	-
Double-Doubles	-	-
Led Rice in Scoring	-	-
Led Rice in Rebounding	-	-
Led Rice in Assists	-	-

SCOTTSDALE CHRISTIAN ACADEMY

Averaged 9.9 points, 7.0 assists, 2.5 rebounds and 1.1 steals ... named First Team Division 2A All-State ... named Metro Region First Team and Offensive Player of the Year ... helped lead the Eagles to the Division 2A Metro Region and state championships ... As a sophomore, was named Division 2A First Team All-State and First Team All-Academic by Sports360 ... was also named the Arizona Interscholastic Association's (AIA) Region Player of the Year ... was also named AIA's Division 3 First Team All-State and the Arizona Republic's Small Schools Player of the Year as a freshman for his career, averaged 12.7 points, 6.4 assists, 2.8 rebounds and 1.9 steals while connecting on 36% from three.



MYERS' GAME-BY-GAME STATISTICS

Opponent	Date	GS	Min	FG	FGA	Pct	3FG	3FGA	Pct	FT	FTA	Pct	Off	Def	Tot	PF	FO	A	TO	B	S	Pts
at Arkansas	11/5																					
Penn	11/9																					
Wayland Baptist	11/10																					
at Northwestern State	11/12																					
at UC Santa Barbara	11/16																					
Houston	11/19																					
vs. Milwaukee	11/22																					
vs. Liberty/Morgan State	11/23																					
TBD	11/24																					
at Lamar	12/7																					
Houston Baptist	12/14																					
St. Thomas	12/19																					
Sam Houston State	12/29																					
at Marshall	1/2																					
at WKU	1/4																					
Florida Atlantic	1/9																					
FIU	1/11																					
at Louisiana Tech	1/16																					
at Southern Miss	1/18																					
at North Texas	1/20																					
UTEP	1/23																					
UTSA	1/25																					
North Texas	2/1																					
at UAB	2/6																					
at Middle Tennessee	2/8																					
Old Dominion	2/13																					
Charlotte	2/15																					
TBD	TBD																					
TBD	TBD																					
TBD	TBD																					
TBD	TBD																					

MYERS' CAREER STATS

YEAR	GP-GS	MIN/AVG	FG-FGA	PCT	3FG-FGA	PCT	FT-FTA	PCT	OFF-DEF	TOT	AVG	PF-FO	AST	TO	BLK	STL	PTS	AVG
2019-20																		
TOTAL	9-0	15/1.7	1-4	.250	1-3	.333	0-0	.000	0-3	3	0.3	2-0	1	0	0	1	3	0.3

MYERS' CAREER CONFERENCE USA STATS

YEAR	GP-GS	MIN/AVG	FG-FGA	PCT	3FG-FGA	PCT	FT-FTA	PCT	OFF-DEF	TOT	AVG	PF-FO	AST	TO	BLK	STL	PTS	AVG
2019-20																		
TOTAL	4-0	6/1.5	0-0	.000	0-0	.000	0-0	.000	0-2	2	0.5	1-0	0	1	0	1	0	0.0



MAX FIEDLER

F • 6-10 • 235 • Fr.
Indialantic, Fla. • Melbourne HS

CAREER HIGHS

Points	
FG Made	
FG Att.	
3-Pt. FG	
3-Pt. Att.	
Free Throws	
Free Throw Att.	
Rebounds	
Assists	
Steals	
Blocks	
Minutes	

2019-20 SEASON HIGHS

Points	
FG Made	
FG Att.	
3-Pt. FG	
3-Pt. Att.	
Free Throws	
Free Throw Att.	
Rebounds	
Assists	
Steals	
Blocks	
Minutes	

MISCELLANEOUS STATS

CATEGORY	2019-20	CAREER
Double-Figure Scoring	-	-
Double-Figure Rebounds	-	-
Double-Figure Assists	-	-
Double-Doubles	-	-
Led Rice in Scoring	-	-
Led Rice in Rebounding	-	-
Led Rice in Assists	-	-

MELBOURNE HIGH SCHOOL

Named the Florida Dairy Farmers Class 8A Player of the Year and All-Cape Coast Conference ... was a finalist for Florida's "Mr. Basketball" ... averaged 21.6 points, 14.3 rebounds and 2.5 blocks as a senior ... helped the Bulldogs to a 25-5 record ... led Melbourne High School to the District 6-8A championship and a spot in the FHSAA playoffs ... as a junior, led the Bulldogs to a 15-12 record, a district championship and a spot in the regional semifinals ... averaged 18 points, 12 rebounds and four assists ... named First Team All-Cape Coast Conference and Team Most Valuable Player.



FIEDLER'S GAME-BY-GAME STATISTICS

Opponent	Date	GS	Min	FG	FGA	Pct	3FG	3FGA	Pct	FT	FTA	Pct	Off	Def	Tot	PF	FO	A	TO	B	S	Pts
at Arkansas	11/5																					
Penn	11/9																					
Wayland Baptist	11/10																					
at Northwestern State	11/12																					
at UC Santa Barbara	11/16																					
Houston	11/19																					
vs. Milwaukee	11/22																					
vs. Liberty/Morgan State	11/23																					
TBD	11/24																					
at Lamar	12/7																					
Houston Baptist	12/14																					
St. Thomas	12/19																					
Sam Houston State	12/29																					
at Marshall	1/2																					
at WKU	1/4																					
Florida Atlantic	1/9																					
FIU	1/11																					
at Louisiana Tech	1/16																					
at Southern Miss	1/18																					
at North Texas	1/20																					
UTEP	1/23																					
UTSA	1/25																					
North Texas	2/1																					
at UAB	2/6																					
at Middle Tennessee	2/8																					
Old Dominion	2/13																					
Charlotte	2/15																					
TBD	TBD																					
TBD	TBD																					
TBD	TBD																					
TBD	TBD																					

FIEDLER'S CAREER STATS

YEAR	GP-GS	MIN/AVG	FG-FGA	PCT	3FG-FGA	PCT	FT-FTA	PCT	OFF-DEF	TOT	AVG	PF-FO	AST	TO	BLK	STL	PTS	AVG
2019-20																		
TOTAL	9-0	15/1.7	1-4	.250	1-3	.333	0-0	.000	0-3	3	0.3	2-0	1	0	0	1	3	0.3

FIEDLER'S CAREER CONFERENCE USA STATS

YEAR	GP-GS	MIN/AVG	FG-FGA	PCT	3FG-FGA	PCT	FT-FTA	PCT	OFF-DEF	TOT	AVG	PF-FO	AST	TO	BLK	STL	PTS	AVG
2019-20																		
TOTAL	4-0	6/1.5	0-0	.000	0-0	.000	0-0	.000	0-2	2	0.5	1-0	0	1	0	1	0	0.0



ZACH CRISLER

F • 6-9 • 215 • Fr.

North Wales, Pa. • La Salle HS

CAREER HIGHS

Points	
FG Made	
FG Att.	
3-Pt. FG	
3-Pt. Att.	
Free Throws	
Free Throw Att.	
Rebounds	
Assists	
Steals	
Blocks	
Minutes	

2019-20 SEASON HIGHS

Points	
FG Made	
FG Att.	
3-Pt. FG	
3-Pt. Att.	
Free Throws	
Free Throw Att.	
Rebounds	
Assists	
Steals	
Blocks	
Minutes	

MISCELLANEOUS STATS

CATEGORY	2019-20	CAREER
Double-Figure Scoring	-	-
Double-Figure Rebounds	-	-
Double-Figure Assists	-	-
Double-Doubles	-	-
Led Rice in Scoring	-	-
Led Rice in Rebounding	-	-
Led Rice in Assists	-	-

LA SALLE COLLEGE HIGH SCHOOL

Helped La Salle College High School to a 28-4 record, a runner-up finish in the Philadelphia Catholic League and a semifinals appearance in the Pennsylvania Interscholastic Athletic Association ... as a senior, averaged 12.9 points, 6.8 rebounds, 3.4 assists and 1.2 blocks ... named Second Team All-Catholic League ... earned the Ferguson Award for excellence in basketball and academics ... earned Most Dedicated Award ... was a Markward Club honoree ... in his career, averaged 13.3 points, 6.5 rebounds, 2.9 assists and 1.3 blocks.



CRISLER'S GAME-BY-GAME STATISTICS

Opponent	Date	GS	Min	FG	FGA	Pct	3FG	3FGA	Pct	FT	FTA	Pct	Off	Def	Tot	PF	FO	A	TO	B	S	Pts
at Arkansas	11/5																					
Penn	11/9																					
Wayland Baptist	11/10																					
at Northwestern State	11/12																					
at UC Santa Barbara	11/16																					
Houston	11/19																					
vs. Milwaukee	11/22																					
vs. Liberty/Morgan State	11/23																					
TBD	11/24																					
at Lamar	12/7																					
Houston Baptist	12/14																					
St. Thomas	12/19																					
Sam Houston State	12/29																					
at Marshall	1/2																					
at WKU	1/4																					
Florida Atlantic	1/9																					
FIU	1/11																					
at Louisiana Tech	1/16																					
at Southern Miss	1/18																					
at North Texas	1/20																					
UTEP	1/23																					
UTSA	1/25																					
North Texas	2/1																					
at UAB	2/6																					
at Middle Tennessee	2/8																					
Old Dominion	2/13																					
Charlotte	2/15																					
TBD	TBD																					
TBD	TBD																					
TBD	TBD																					
TBD	TBD																					

CRISLER'S CAREER STATS

YEAR	GP-GS	MIN/AVG	FG-FGA	PCT	3FG-FGA	PCT	FT-FTA	PCT	OFF-DEF	TOT	AVG	PF-FO	AST	TO	BLK	STL	PTS	AVG
2019-20																		
TOTAL	9-0	15/1.7	1-4	.250	1-3	.333	0-0	.000	0-3	3	0.3	2-0	1	0	0	1	3	0.3

CRISLER'S CAREER CONFERENCE USA STATS

YEAR	GP-GS	MIN/AVG	FG-FGA	PCT	3FG-FGA	PCT	FT-FTA	PCT	OFF-DEF	TOT	AVG	PF-FO	AST	TO	BLK	STL	PTS	AVG
2019-20																		
TOTAL	4-0	6/1.5	0-0	.000	0-0	.000	0-0	.000	0-2	2	0.5	1-0	0	1	0	1	0	0.0



DREW PETERSON

G/F • 6-8 • 185 • So.

Libertyville, Ill. • Libertyville HS

CAREER HIGHS

Points	18	vs. Northwestern State (11/17/18)
FG Made	6	2x, last at Charlotte (3/6/19)
FG Att.	11	vs. Northwestern State (11/17/18)
3-Pt. FG	6	vs. Northwestern State (11/17/18)
3-Pt. Att.	8	vs. Northwestern State (11/17/18)
Free Throws	7	vs. Middle Tennessee (3/3/19)
Free Throw Att.	8	vs. Middle Tennessee (3/3/19)
Rebounds	8	at UTRGV (12/18/18)
Assists	4	3x, last vs. Middle Tennessee (3/3/19)
Steals	3	vs. Northwestern State (11/17/18)
Blocks	1	3x, last at North Texas (1/19/19)
Minutes	31	at UTRGV (12/18/18)

2019-20 SEASON HIGHS

Points	
FG Made	
FG Att.	
3-Pt. FG	
3-Pt. Att.	
Free Throws	
Free Throw Att.	
Rebounds	
Assists	
Steals	
Blocks	
Minutes	

MISCELLANEOUS STATS

CATEGORY	2019-20	CAREER
Double-Figure Scoring	-	6
Double-Figure Rebounds	-	-
Double-Figure Assists	-	-
Double-Doubles	-	-
Led Rice in Scoring	-	2
Led Rice in Rebounding	-	1
Led Rice in Assists	-	4

2018-19 (FRESHMAN)

Played in all 32 games, making 24 starts ... scored double-figures six times ... saw first career action against Saint Leo (11/6), scoring seven points and pulling down five rebounds ... had a game-high seven rebounds vs. Alabama A&M (11/12) ... scored 10 points and grabbed five rebounds at Houston (11/14) ... scored a career-high 18 points on six three-pointers vs. Northwestern State (11/17) ... the six three-pointers are the fourth-most by a freshman in school history ... scored 11 points at BYU (11/21) ... had a career-high four assists at Texas State (11/28) ... tied a career-high with seven rebounds vs. Lamar (12/1) ... tied a career-high with four assists vs. UC Santa Barbara (12/15) ... scored 12 points and set a career-high with eight rebounds at UTRGV (12/18) ... grabbed six rebounds at North Texas (1/19) ... scored a game-high 16 points while recording four rebounds and four assists vs. Middle Tennessee (3/3) ... scored a team-high 15 points on 6-of-6 shooting at Charlotte (3/6).



PETERSON'S GAME-BY-GAME STATISTICS

Opponent	Date	GS	Min	FG	FGA	Pct	3FG	3FGA	Pct	FT	FTA	Pct	Off	Def	Tot	PF	FO	A	TO	B	S	Pts
at Arkansas	11/5																					
Penn	11/9																					
Wayland Baptist	11/10																					
at Northwestern State	11/12																					
at UC Santa Barbara	11/16																					
Houston	11/19																					
vs. Milwaukee	11/22																					
vs. Liberty/Morgan State	11/23																					
TBD	11/24																					
at Lamar	12/7																					
Houston Baptist	12/14																					
St. Thomas	12/19																					
Sam Houston State	12/29																					
at Marshall	1/2																					
at WKU	1/4																					
Florida Atlantic	1/9																					
FIU	1/11																					
at Louisiana Tech	1/16																					
at Southern Miss	1/18																					
at North Texas	1/20																					
UTEP	1/23																					
UTSA	1/25																					
North Texas	2/1																					
at UAB	2/6																					
at Middle Tennessee	2/8																					
Old Dominion	2/13																					
Charlotte	2/15																					
TBD	TBD																					
TBD	TBD																					
TBD	TBD																					
TBD	TBD																					

PETERSON'S CAREER STATS

YEAR	GP-GS	MIN/AVG	FG-FGA	PCT	3FG-FGA	PCT	FT-FTA	PCT	OFF-DEF	TOT	AVG	PF-FO	AST	TO	BLK	STL	PTS	AVG
2018-19	32-24	633/19.8	51-150	.340	25-84	.298	34-45	.756	20-88	108	3.4	43-0	49	35	3	13	161	5.0
2019-20																		
TOTAL	32-24	633/19.8	51-150	.340	25-84	.298	34-45	.756	20-88	108	3.4	43-0	49	35	3	13	161	5.0

PETERSON'S CAREER CONFERENCE USA STATS

YEAR	GP-GS	MIN/AVG	FG-FGA	PCT	3FG-FGA	PCT	FT-FTA	PCT	OFF-DEF	TOT	AVG	PF-FO	AST	TO	BLK	STL	PTS	AVG
2018-19	18-11	303/16.8	22-61	.361	10-29	.345	18-25	.720	8-35	43	5.4	23-0	23	14	1	7	72	4.0
2019-20																		
TOTAL	18-11	303/16.8	22-61	.361	10-29	.345	18-25	.720	8-35	43	5.4	23-0	23	14	1	7	72	4.0



CHRIS MULLINS

G • 6-3 • 190 • So.

Grand Prairie, Texas • Mansfield Timberview HS

CAREER HIGHS

Points	24	vs. St. Edward's (12/13/18)
FG Made	7	2x, last at UTRGV (12/18/18)
FG Att.	16	2x, last at UTEP (2/23/19)
3-Pt. FG	3	2x, last vs. Middle Tennessee (1/24/19)
3-Pt. Att.	6	3x, last at Florida Atlantic (2/16/19)
Free Throws	10	at UTEP (2/23/19)
Free Throw Att.	13	at UTEP (2/23/19)
Rebounds	8	2x, last at Charlotte (3/6/19)
Assists	6	2x, last at UTEP (2/23/19)
Steals	5	at Penn (11/9/18)
Blocks	1	3x, last vs. Marshall (2/9/19)
Minutes	40	vs. UC Santa Barbara (12/15/18)

2018-19 SEASON HIGHS

Points	
FG Made	
FG Att.	
3-Pt. FG	
3-Pt. Att.	
Free Throws	
Free Throw Att.	
Rebounds	
Assists	
Steals	
Blocks	
Minutes	

MISCELLANEOUS STATS

CATEGORY	2019-20	CAREER
Double-Figure Scoring	-	22
Double-Figure Rebounds	-	-
Double-Figure Assists	-	-
Double-Doubles	-	-
Led Rice in Scoring	-	10
Led Rice in Rebounding	-	2
Led Rice in Assists	-	11

2018-19 (FRESHMAN)

Named to Conference USA All-Freshman Team ... Played in all 32 games, making 22 starts ... second on the team with 12.0 points ... led the team with 2.7 assists and 1.2 steals ... is in the top ten of the school's freshman list in free throws made (2nd – 108), scoring (5th – 383), free throws attempted (5th – 150), free throw percentage (8th - .747), assists (8th – 85) and steals (9th – 38) ... led the team with 22 double-figure scoring games ... led the team in assists 11 times and scoring 10 times ... saw first career action against Saint Leo (11/6), scoring six points ... had nine points and five steals at Penn (11/9) ... made first career three-pointer at Houston (11/14) ... scored 14 points and had four assists vs. Northwestern State (11/17) ... led Rice with 12 points at Wichita State (11/25) ... scored a team-high 12 points and had four steals at Texas State (11/28) ... had 14 points, four rebounds and 30 minutes vs. Lamar (12/1) ... scored a career-high 24 points vs. St. Edward's (12/13) ... made first career start against UC Santa Barbara (12/15), scoring 21 points ... was named Conference USA Freshman of the Week (12/17) ... scored 22 points at UTRGV (12/18) to become the first freshman to score 20 points in three straight games since Marcus Evans in 2015-16 ... scored 12 points and grabbed a career-high six rebounds against Southern Miss (1/3) ... scored 15 points, grabbed five rebounds and had a career-high six assists vs. Louisiana Tech (1/5) ... scored 14 points and had four assists at UTSA (1/10) ... scored a team-high 19 points and tied a career-high with three, three-pointers vs. Middle Tennessee (1/24) ... scored 13 points vs. WKU (2/7) ... led Rice with 12 points, a career-high eight rebounds, four assists, three steals and one block vs. Marshall (2/9) ... became the first player to lead the team in points, rebounds, assists, steals and blocks since Arsalan Kazemi vs. St. Thomas on Dec. 3, 2011 ... scored 19 points and tied a career-high with six assists at UTEP (2/23) ... scored 14 points and tied a career-high with eight rebounds at Charlotte (3/6).



MULLINS' GAME-BY-GAME STATISTICS

Opponent	Date	GS	Min	FG	FGA	Pct	3FG	3FGA	Pct	FT	FTA	Pct	Off	Def	Tot	PF	FO	A	TO	B	S	Pts
at Arkansas	11/5																					
Penn	11/9																					
Wayland Baptist	11/10																					
at Northwestern State	11/12																					
at UC Santa Barbara	11/16																					
Houston	11/19																					
vs. Milwaukee	11/22																					
vs. Liberty/Morgan State	11/23																					
TBD	11/24																					
at Lamar	12/7																					
Houston Baptist	12/14																					
St. Thomas	12/19																					
Sam Houston State	12/29																					
at Marshall	1/2																					
at WKU	1/4																					
Florida Atlantic	1/9																					
FIU	1/11																					
at Louisiana Tech	1/16																					
at Southern Miss	1/18																					
at North Texas	1/20																					
UTEP	1/23																					
UTSA	1/25																					
North Texas	2/1																					
at UAB	2/6																					
at Middle Tennessee	2/8																					
Old Dominion	2/13																					
Charlotte	2/15																					
TBD	TBD																					
TBD	TBD																					
TBD	TBD																					
TBD	TBD																					

MULLINS' CAREER STATS

YEAR	GP-GS	MIN/AVG	FG-FGA	PCT	3FG-FGA	PCT	FT-FTA	PCT	OFF-DEF	TOT	AVG	PF-FO	AST	TO	BLK	STL	PTS	AVG
2018-19	32-22	921/28.8	123-316	.389	29-96	.302	108-150	.720	25-66	91	2.8	68-0	85	76	3	38	383	12.0
2019-20																		
TOTAL	32-22	921/28.8	123-316	.389	29-96	.302	108-150	.720	25-66	91	2.8	68-0	85	76	3	38	383	12.0

MULLINS' CAREER CONFERENCE USA STATS

YEAR	GP-GS	MIN/AVG	FG-FGA	PCT	3FG-FGA	PCT	FT-FTA	PCT	OFF-DEF	TOT	AVG	PF-FO	AST	TO	BLK	STL	PTS	AVG
2018-19	18-18	546/30.3	68-191	.356	12-53	.226	63-91	.692	17-48	65	3.6	38-0	59	50	3	20	211	11.7
2019-20																		
TOTAL	18-18	546/30.3	68-191	.356	12-53	.226	63-91	.692	17-48	65	3.6	38-0	59	50	3	20	211	11.7



TIM HARRISON

F • 6-8 • 220 • Sr.

San Diego, Calif. • Francis Parker School

CAREER HIGHS

Points	11	2x, last at UTEP (12/30/17)
FG Made	4	3x, last vs. Old Dominion (1/4/18)
FG Att.	10	vs. UNLV (11/20/17)
3-Pt. FG	3	2x, last at UTEP (12/30/17)
3-Pt. Att.	8	vs. UNLV (11/20/17)
Free Throws	3	2x, last at Stephen F. Austin (12/9/17)
Free Throw Att.	5	at Stephen F. Austin (12/9/17)
Rebounds	5	at UTSA (12/28/17)
Assists	2	vs. Northwestern State (11/17/18)
Steals	1	6x, last at UAB (2/10/18)
Blocks	3	vs. Charlotte (1/28/17)
Minutes	21	vs. Old Dominion (1/4/18)

2018-19 SEASON HIGHS

Points	
FG Made	
FG Att.	
3-Pt. FG	
3-Pt. Att.	
Free Throws	
Free Throw Att.	
Rebounds	
Assists	
Steals	
Blocks	
Minutes	

MISCELLANEOUS STATS

CATEGORY	2018-19	CAREER
Double-Figure Scoring	-	4
Double-Figure Rebounds	-	-
Double-Figure Assists	-	-
Double-Doubles	-	-
Led Rice in Scoring	-	-
Led Rice in Rebounding	-	-
Led Rice in Assists	-	-

2018-19 (JUNIOR)

Saw action in all 31 games ... was the first player off the bench a team-high 16 times ... averaged 3.1 points and 2.1 rebounds ... scored nine points on three, three-pointers against UNLV (11/20) ... scored seven points at Stephen F. Austin (12/9) ... tied a career-high with five rebounds against St. Edward's (12/4) ... scored 10 points and tied a career-high with five rebounds at UTSA (12/28) ... tied a career-high with 11 points at UTEP (12/30) ... scored 10 points against Old Dominion (1/4).



HARRISON'S GAME-BY-GAME STATISTICS

Opponent	Date	GS	Min	FG	FGA	Pct	3FG	3FGA	Pct	FT	FTA	Pct	Off	Def	Tot	PF	FO	A	TO	B	S	Pts
at Arkansas	11/5																					
Penn	11/9																					
Wayland Baptist	11/10																					
at Northwestern State	11/12																					
at UC Santa Barbara	11/16																					
Houston	11/19																					
vs. Milwaukee	11/22																					
vs. Liberty/Morgan State	11/23																					
TBD	11/24																					
at Lamar	12/7																					
Houston Baptist	12/14																					
St. Thomas	12/19																					
Sam Houston State	12/29																					
at Marshall	1/2																					
at WKU	1/4																					
Florida Atlantic	1/9																					
FIU	1/11																					
at Louisiana Tech	1/16																					
at Southern Miss	1/18																					
at North Texas	1/20																					
UTEP	1/23																					
UTSA	1/25																					
North Texas	2/1																					
at UAB	2/6																					
at Middle Tennessee	2/8																					
Old Dominion	2/13																					
Charlotte	2/15																					
TBD	TBD																					
TBD	TBD																					
TBD	TBD																					
TBD	TBD																					

HARRISON'S CAREER STATS

YEAR	GP-GS	MIN/AVG	FG-FGA	PCT	3FG-FGA	PCT	FT-FTA	PCT	OFF-DEF	TOT	AVG	PF-FO	AST	TO	BLK	STL	PTS	AVG
2016-17	25-0	137/5.5	16-25	.640	1-5	.200	6-9	.667	5-21	26	1.0	24-0	2	8	10	2	39	1.6
2017-18	31-0	333/10.7	37-96	.385	13-51	.255	10-19	.526	18-47	65	2.1	42-0	5	26	6	5	97	3.1
2018-19	14-3	66/4.7	3-15	.200	0-7	.000	6-6	1.000	3-6	9	0.6	15-0	4	7	0	2	12	0.9
2019-20																		
TOTAL	70-3	536/7.7	56-136	.412	14-63	.222	22-34	.647	26-74	100	1.4	81-0	11	41	16	9	148	2.1

HARRISON'S CAREER CONFERENCE USA STATS

YEAR	GP-GS	MIN/AVG	FG-FGA	PCT	3FG-FGA	PCT	FT-FTA	PCT	OFF-DEF	TOT	AVG	PF-FO	AST	TO	BLK	STL	PTS	AVG
2016-17	15-0	94/6.3	6-11	.545	1-4	.250	3-5	.600	3-11	14	0.9	15-0	2	3	7	2	16	1.1
2017-18	18-0	197/10.9	22-56	.393	9-32	.281	2-4	.500	9-30	39	2.2	26-0	3	13	4	4	55	3.1
2018-19	4-0	9/2.3	0-2	.000	0-0	.000	2-2	1.000	0-1	1	0.3	1-0	0	1	0	0	2	0.5
2019-20																		
TOTAL	37-0	300/8.1	28-69	.406	10-36	.278	7-11	.636	12-42	54	1.5	42-0	5	17	11	6	73	2.0

2018-19 COMBINED STATS

2018-19 Rice Basketball Stats Rice Combined Team Statistics (as of Mar 13, 2019) All games

RECORD:	OVERALL	HOME	AWAY	NEUTRAL
ALL GAMES	13-19	9-7	4-11	0-1
CONFERENCE	8-10	5-4	3-6	0-0
NON-CONFERENCE	5-9	4-3	1-5	0-1

#	Player	gp-gs	min	avg	Total		3-Point		F-Throw		Rebounds												pts	avg
					fg-fga	fg%	3fg-fga	3fg%	ft-fga	ft%	off	def	tot	avg	pf	dq	a	to	blk	stl				
10	MARTIN, Robert	32-0	820	25.6	116-248	.468	49-115	.426	108-147	.735	43	155	198	6.2	79	1	53	50	10	29	389	12.2		
24	MULLINS, Chris	32-22	921	28.8	123-316	.389	29-96	.302	108-150	.720	25	66	91	2.8	68	0	85	76	3	38	383	12.0		
03	ADAMS, Ako	32-32	874	27.3	109-274	.398	72-190	.379	67-74	.905	4	79	83	2.6	76	1	84	73	1	19	357	11.2		
32	WILLIAMS, Jack	32-32	891	27.8	115-300	.383	27-93	.290	46-74	.622	65	184	249	7.8	72	1	29	52	16	10	303	9.5		
02	MURPHY III, Trey	32-1	660	20.6	84-190	.442	64-152	.421	37-51	.725	18	64	82	2.6	44	0	22	22	16	15	269	8.4		
42	MILLORA-BROWN, Q.	32-28	747	23.3	101-169	.598	0-0	.000	27-60	.450	69	119	188	5.9	75	2	39	35	37	9	229	7.2		
01	PARRISH, Josh	28-16	553	19.8	64-127	.504	7-34	.206	41-69	.594	22	57	79	2.8	53	1	31	40	15	19	176	6.3		
23	PETERSON, Drew	32-24	633	19.8	51-150	.340	25-84	.298	34-45	.756	20	88	108	3.4	43	0	49	35	3	13	161	5.0		
00	MOORE, Payton	31-0	339	10.9	27-72	.375	4-26	.154	23-49	.469	9	27	36	1.2	41	1	28	36	3	14	81	2.6		
04	JONES, Dylan	4-1	11	2.8	2-2	1.000	0-0	.000	2-2	1.000	0	1	1	0.3	2	0	0	0	0	1	6	1.5		
35	HARRISON, Tim	14-3	66	4.7	3-15	.200	0-7	.000	6-6	1.000	3	6	9	0.6	15	0	4	7	0	2	12	0.9		
30	XU, Oliver	3-1	5	1.7	0-3	.000	0-0	.000	1-2	.500	0	2	2	0.7	0	0	1	0	0	2	1	0.3		
05	OWEN, Addison	2-0	3	1.5	0-1	.000	0-0	.000	0-0	.000	0	0	0	0.0	0	0	0	0	0	0	0	0.0		
Team											40	58	98					12						
Total.....		32	6523		795-1867	.426	277-797	.348	500-729	.686	318	906	1224	38.2	568	7	425	438	104	171	2367	74.0		
Opponents.....		32	6522		891-1987	.448	270-782	.345	429-596	.720	288	874	1162	36.3	627	16	463	363	108	200	2481	77.5		

TEAM STATISTICS	RICE	OPP
SCORING	2367	2481
Points per game	74.0	77.5
Scoring margin	-3.6	-
FIELD GOALS-ATT	795-1867	891-1987
Field goal pct	.426	.448
3 POINT FG-ATT	277-797	270-782
3-point FG pct	.348	.345
3-pt FG made per game	8.7	8.4
FREE THROWS-ATT	500-729	429-596
Free throw pct	.686	.720
F-Throws made per game	15.6	13.4
REBOUNDS	1224	1162
Rebounds per game	38.2	36.3
Rebounding margin	+1.9	-
ASSISTS	425	463
Assists per game	13.3	14.5
TURNOVERS	438	363
Turnovers per game	13.7	11.3
Turnover margin	-2.3	-
Assist/turnover ratio	1.0	1.3
STEALS	171	200
Steals per game	5.3	6.3
BLOCKS	104	108
Blocks per game	3.3	3.4
ATTENDANCE	29087	62950
Home games-Avg/Game	16-1818	15-4016
Neutral site-Avg/Game	-	1-2704

Score by Periods	1st	2nd	OT	OT2	Totals
Rice	1038	1281	31	17	2367
Opponents	1127	1293	41	20	2481

Date	Opponent		Score	Att.
11/6/18	SAINT LEO	W	80-64	1368
11/09/18	at Penn	L	76-92	2256
\$ 11/12/18	ALABAMA A&M	W	73-59	1103
\$ 11/14/18	at Houston	L	68-79	3952
\$ 11/17/18	NORTHWESTERN STATE	W	102-74	1220
\$ 11/21/18	at BYU	L	78-105	11631
11/25/18	at Wichita St.	L	61-90	10089
11/28/18	at Texas State	L	60-74	1897
12/1/18	LAMAR	L	68-75	1926
12/13/18	ST. EDWARD'S	W	78-73	4786
12/15/18	UC SANTA BARBARA	Lot	89-99	2000
12/18/18	at UT Rio Grande Valley	W	75-67	418
12/21/18	OMAHA	L	66-83	1276
* 12/29/18	NORTH TEXAS	L	87-103	1735
* 1/3/19	SOUTHERN MISS	W	73-65	1108
* 1/5/19	LOUISIANA TECH	W	78-66	1430
* 01/10/19	at UTSA	L	79-95	530
* 01/12/19	at UTEP	L	64-65	4345
* 01/19/19	at North Texas	L	75-76	3728
* 1/24/19	MIDDLE TENNESSEE	W	79-68	1375
* 1/26/19	UAB	L	86-89	1731
* 01/31/19	at Charlotte	W	65-61	3837
* 2/2/19	at ODU	L	76-80	7805
* 2/7/19	WKU	Lo2	85-92	1757
* 2/9/19	MARSHALL	W	74-69	2910
* 02-14-19	at FIU	L	65-86	785
* 2/16/19	at Florida Atlantic	L	41-60	1389
* 02/23/19	at UTEP	Wo2	85-81	5071
* 3/3/19	MIDDLE TENNESSEE	W	67-61	1478
* 03/06/19	at Charlotte	W	79-70	2513
* 3/9/19	CHARLOTTE	L	70-78	1884
03/13/19	vs Marshall	L	65-82	2704

\$ = Men Against Breast Cancer Cougar Cup
* = Conference game

2019-20 RICE RADIO/TV CHART



0
PAYTON MOORE

G • 6-4 • 205 • So.
Los Angeles, Calif.
Santa Monica HS



1
JOSH PARRISH

G • 6-4 • 215 • r-Jr.
Arlington, Texas
TCU



2
TREY MURPHY III

G • 6-8 • 200 • So.
Durham, N.C.
Cary Academy



3
AKO ADAMS

G • 6-3 • 175 • Sr.
Washington, D.C.
Bishop O'Connell HS




4
QUINCY OLIVARI

G • 6-2 • 190 • Fr.
Atlanta, Ga.
Westlake HS



5
ADDISON OWEN

G • 6-5 • 195 • Sr.
Atlanta, Ga.
The Paideia School



10
ROBERT MARTIN

F • 6-6 • 220 • Sr.
Pittsburgh, Pa.
Tilton School (N.H.)



12
BEN MOFFAT

F • 6-8 • 225 • Fr.
Wichita Falls, Texas
Rider HS



13
TOMMY MCCARTHY

G • 6-1 • 175 • Gr.
Rancho Santa Fe, Calif.
Harvard



14
REED MYERS

G • 6-0 • 180 • Fr.
Phoenix, Ariz.
Scottsdale Christian Academy



15
MAX FIEDLER

F • 6-10 • 235 • Fr.
Indialantic, Fla.
Melbourne HS



20
ZACH CRISLER

F • 6-9 • 215 • Fr.
North Wales, Pa.
La Salle HS



23
DREW PETERSON

G/F • 6-8 • 185 • So.
Libertyville, Ill.
Libertyville HS



24
CHRIS MULLINS

G • 6-3 • 190 • So.
Grand Prairie, Texas
Mansfield Timberview HS



35
TIM HARRISON

F • 6-8 • 220 • Sr.
San Diego, Calif.
Francis Parker School



SCOTT PERA

Head Coach
3rd Season
Penn State, 1989



VINCE ALEXANDER

Assistant Coach
1st Season
Oklahoma Baptist, 1989



MARK LINEBAUGH

Assistant Coach
3rd Season
Colgate, 2004



VAN GREEN

Assistant Coach
2nd Season
Columbia, 2014