

MONTANA BASKETBALL



Game Notes #3 | Contact: Nic Hallisey, SID | (970) 231-4789 | nic.hallisey@umontana.edu

SCHEDULE

Date	Opponent	Time/Result
Nov. 6	at Stanford	L, 73-62
Nov. 10	MSU-Northern	W, 64-50
Nov. 16	at Arkansas [§]	3 p.m.
Nov. 18	Montana Tech [§]	7 p.m.
Nov. 22	at Washington	9 p.m.
Nov. 25	Texas Southern [§]	7 p.m.
Nov. 29	Coppin State [§]	7 p.m.
Dec. 1	at New Mexico	1 p.m.
Dec. 6	North Dakota	7 p.m.
Dec. 18	at Oregon	9 p.m.
Dec. 21	at Omaha	11 a.m.
Dec. 28	Northern Arizona*	7 p.m.
Dec. 30	Sacramento State*	7 p.m.
Jan. 2	at Southern Utah*	7 p.m.
Jan. 4	at Northern Colorado*	7 p.m.
Jan. 9	at Eastern Washington*	7 p.m.
Jan. 13	Portland State*	7 p.m.
Jan. 18	Idaho*	7 p.m.
Jan. 23	at Idaho State*	7 p.m.
Jan. 25	at Weber State*	7 p.m.
Jan. 30	at Portland State*	8 p.m.
Feb. 1	Montana State*	7 p.m.
Feb. 6	Eastern Washington*	7 p.m.
Feb. 8	at Idaho*	TBD
Feb. 13	Weber State*	7 p.m.
Feb. 15	Idaho State*	7 p.m.
Feb. 22	at Montana State*	7 p.m.
Feb. 27	at Northern Arizona*	6 p.m.
Feb. 29	at Sacramento State*	8 p.m.
March 5	Northern Colorado*	7 p.m.
March 7	Southern Utah*	7 p.m.
March 11	Big Sky Championship [R1] [^]	TBD
March 12	Big Sky Championship [QF] [^]	TBD
March 13	Big Sky Championship [SF] [^]	TBD
March 14	Big Sky Championship [F] [^]	TBD

All start times listed as Mountain Time

[§] Collegiate Hoops Roadshow Presented by AtmosAir

* Big Sky Conference game

[^] Big Sky Championship (Boise, Idaho)

GAME 3: MONTANA AT ARKANSAS

SATURDAY, NOV. 16 / 3 P.M. (MT) / FAYETTEVILLE, ARK. / BUD WALTON ARENA (19,200)



MONTANA GRIZZLIES

2019-20 Record 1-1
 2018-19 Record 26-9 (16-4 Big Sky)
 2018-19 Postseason NCAA First Round
 Head Coach Travis DeCuire (6th Season)
 Record at UM 110-59 (71-21 BSC)
 Career Record Same

STATISTICAL LEADERS

Minutes/Game S. Pridgett (38.0)
 Points/Game S. Pridgett (23.5)
 Rebounds/Game S. Pridgett (7.5)
 Three-Pointers K. Manuel (3)
 Assists S. Pridgett (10)
 Blocks ... S. Pridgett/D. Carter-Hollinger (2)
 Steals S. Pridgett (5)



ARKANSAS RAZORBACKS

2019-20 Record 2-0
 2018-19 Record 18-16 (8-10 SEC)
 2018-19 Postseason NIT Second Round
 Head Coach Eric Musselman (1st Season)
 Record at Arkansas 2-0
 Career Record 111-34

STATISTICAL LEADERS

Minutes/Game I. Joe (35.0)
 Points/Game M. Jones (24.0)
 Rebounds/Game A. Bailey (7.0)
 Three-Pointers I. Joe (8)
 Assists I. Joe (9)
 Blocks Three Players (2)
 Steals A. Bailey (7)

BY THE NUMBERS

MONTANA			ARKANSAS		
Rank	Avg	Category	Avg	Rank	
300	63.0	Points/Game	78.5	117	
89	61.5	Opp. Points/Game	43.0	3	
228	+1.5	Scoring Margin	+35.5	11	
164	.446	FG%	.509	32	
240	.439	Opp. FG%	.308	9	
293	.265	3FG%	.340	157	
162	.310	Opp. 3FG%	.095	3	
146	.708	FT%	.771	56	
320	31.0	Rebounds/Game	34.5	255	
171	+2.5	Rebounding Margin	+2.5	164	
309	10.0	Assists/Game	13.5	187	
122	13.0	Turnovers/Game	15.5	241	
165	+1.0	Turnover Margin	+7.0	27	
272	0.8	Assist-Turnover Ratio	0.9	228	
193	6.5	Steals/Game	12.5	10	
94	4.5	Blocks/Game	5.0	67	

GAME COVERAGE

TV: SEC Network+

Stream: www.ESPN.com/watch

..... PxP: Brett Dolan

..... PxP: Manuele Watkins

Radio: Montana Grizzly Radio Network

www.bit.ly/grizhoopslisten

..... PxP: Josh Bertaccini

Live Stats: GoGriz.com

SERIES HISTORY

Overall: 0-0

In Missoula: 0-0

In Fayetteville: 0-0

Neutral Court: 0-0

GRIZ HOOPS ROSTER

No.	Name	Year	Pos.	Ht.	Wt.	Hometown (Previous School)	GP-GS	MPG	PPG	RPG	AST	BLK	STL
0	Kyle Owens	Fr.	F	6-8	205	Calabasas, Calif. (Crespi Carmelite H.S.)	2-2	24.0	7.0	2.5	1	1	0
1	Timmy Falls	Jr.	G	6-2	167	Dublin, Calif. (Dublin H.S.)	2-0	15.5	2.0	2.5	3	1	1
2	Kendal Manuel	R-Sr.	G	6-4	190	Billings, Mont. (Oregon State/Skyview H.S.)	2-2	29.5	7.5	4.0	2	1	1
3	Josh Vazquez	Fr.	G	6-3	168	Torrance, Calif. (Bishop Montgomery H.S.)	2-2	36.5	7.5	4.5	3	0	2
4	Sayeed Pridgett	Sr.	G	6-5	200	Oakland, Calif. (El Cerrito H.S.)	2-2	38.0	23.5	7.5	10	2	5
5	Naseem Gaskin	R-Fr.	G	6-3	175	Oakland, Calif. (Utah/Bishop O'Dowd H.S.)	--	--	--	--	--	--	--
10	Eddy Egun	R-Fr.	G	6-4	198	Woodland Hills, Calif. (El Camino Real H.S.)	2-0	18.5	4.5	2.0	0	1	2
13	Jett Briceno	Fr.	G	6-3	160	Kent, Wash. (Kentridge H.S.)	--	--	--	--	--	--	--
22	Yagizhan Selcuk	So.	F	6-8	235	Istanbul, Turkey (Towson/Phelps School (PA))	--	--	--	--	--	--	--
23	Mack Anderson	So.	F	6-9	205	Bozeman, Mont. (Bozeman H.S.)	2-2	16.0	1.5	3.5	0	1	1
24	Freddy Brown III	So.	G	6-2	164	Seattle, Wash. (Nathan Hale H.S.)	--	--	--	--	--	--	--
31	Michael Steadman	Sr.	F	6-10	245	Union City, Calif. (San Jose State/James Logan H.S.)	--	--	--	--	--	--	--
32	Peter Jones	R-So.	F	6-8	218	Seattle, Wash. (O'Dea H.S.)	--	--	--	--	--	--	--
33	Jared Samuelson	Sr.	F	6-7	215	Billings, Mont. (Rocky Mountain/Billings West H.S.)	--	--	--	--	--	--	--
35	Derrick Carter-Hollinger	Fr.	F	6-4	200	El Cajon, Calif. (Foothills Christian H.S.)	2-0	22.0	10.5	4.5	1	2	1

Head Coach: Travis DeCuire, 6th Season (Montana, '94)

Associate Head Coach: Chris Cobb, 6th Season (Menlo College, '09)

Assistant Coach: Jay Flores, 4th Season (Chico State, '12)

Assistant Coach: Zach Payne, 1st Season (Whitworth, '14)

Graduate Assistants: Anderson Clarke, Jordan Gregory



MONTANA BASKETBALL

**Kyle Owens**

Fr. • G • 6-8/210
Calabasas, Calif.
Crespi Carmelite H.S.

0**Timmy Falls**


Jr. • G • 6-2/170
Dublin, Calif.
Dublin H.S.

1**Kendal Manuel**

R-Sr. • G • 6-4/190
Billings, Mont.
Oregon State/Skyview H.S.

2**Josh Vazquez**

Fr. • G • 6-3/170
Torrance, Calif.
Bishop Montgomery H.S.

3**Sayeed Pridgett**

Sr. • G • 6-5/201
Oakland, Calif.
El Cerrito H.S.

4**Naseem Gaskin**

R-Fr. • G • 6-4/185
Oakland, Calif.
Utah/Bishop O'Dowd H.S.

5**Eddy Egun**

R-Fr. • G • 6-4/198
Woodland Hills, Calif.
El Camino Real H.S.

12**Jett Briceno**

Fr. • G • 6-4/180
Kent, Wash.
Kentridge H.S.

13**Yagizhan Selcuk**

So. • F • 6-8/233
Istanbul, Turkey
Towson/Phelps School (PA)

22**Mack Anderson**

So. • F • 6-9/207
Bozeman, Mont.
Bozeman H.S.

23**Freddy Brown III**

So. • G • 6-2/172
Seattle, Wash.
Nathan Hale H.S.

24**Michael Steadman**

Sr. • F • 6-10/231
Union City, Calif.
San José State/James Logan H.S.

31**Peter Jones**

R-So. • F • 6-8/210
Seattle, Wash.
O'Dea H.S.

32**Jared Samuelson**

Sr. • F • 6-7/215
Billings, Mont.
Rocky Mountain/Billings West H.S.

33**Derrick Carter-Hollinger**

Fr. • F • 6-5/207
El Cajon, Calif.
Foothills Christian H.S.

35**Travis DeCuire**

Head Coach
6th Season
Montana, 1994

**Chris Cobb**

Associate Head Coach
6th Season
Menlo College, 2009

**Jay Flores**

Assistant Coach
4th Season
Chico State, 2012

**Zach Payne**

Assistant Coach
1st Season
Whitworth, 2014

**Anderson Clarke**

Graduate Assistant
2nd Season
Concordia-Irvine, 2018

**Jordan Gregory**

Graduate Assistant
1st Season
Montana, 2015



THE LAST TIME OUT...

Nov. 10, 2019
Missoula, Mont.

Griz 64  50

Game Notables

- Northern jumped out to a 25-12 lead behind 77 percent shooting. The Lights led by as many as 13 points before Montana closed the first half on an 11-0 run, including a 7-0 spark in just 68 seconds. During that time, Kendal Manuel scored five points and recorded a steal.
- Montana took its first lead of the game with 13:18 remaining in the contest. The Grizzlies scored 11 consecutive points – all from Pridgett – to turn a 42-37 deficit into a 46-42 lead. Montana never trailed for the remainder of the contest, leading by double digits for the final 3:36.
- Northern was held without a point for 6 consecutive minutes in the second half, and after scoring 10 points through the first 4:11 of the second period, scored just eight over the final 15:49.
- Over the final nearly 16 minutes, Northern shot 14.3 percent from the floor (3-of-21) with five turnovers.
- Montana was led by Pridgett, who scored a career-high 30 points on 13-of-20 shooting. He also made all four of his free-throw attempts.
- Midway through the second half, Pridgett scored 14 consecutive Griz points, allowing Montana to turn a five-point deficit into a seven-point advantage.
- For the second consecutive game, Pridgett also led Montana for assists (four) and steals (one).
- In his second collegiate game (and start), freshman Kyle Owens played 30 minutes and knocked down 5-of-8 shot attempts for 11 points. He also had five rebounds and a blocked shot.
- Derrick Carter-Hollinger scored six points on 3-of-4 shooting, including four points during the Grizzlies' late run in the first half. Through two collegiate games, the freshman is shooting 8-of-10 from the floor.
- Sophomore Mack Anderson led Montana with six rebounds, including three on the offensive glass.
- Montana took advantage down low, scoring 38 points in the paint, compared to 18 for Northern.
- Montana forced 18 turnovers, which resulted in 19 points. After turning the ball over 17 times on Wednesday at Stanford, Montana gave it up just nine times on Sunday.
- Montana made eight of its 10 free-throw attempts.
- For the second straight game, Montana used just eight players.

"That changed the game. We've got multiple defensive coverages. Right now, I don't know that we can handle change because it causes a lot of confusion. About the start of that run, we went to one coverage and stuck to it for the rest of the game. Once we got comfortable, we started getting shots." -- Travis DeCuire on Montana's 11-0 run to end the first half.

"You have to compete every day, no matter who's on your schedule. The slow start for us defensively was the biggest thing. I thought we missed some open shots and then started pressing. Sometimes you forget that if you're not making shots, you have to work harder on defense, which we eventually did and that made the difference." -- Travis DeCuire on the game as a whole.



THE MATCHUP...

SCOUTING ARKANSAS

- With wins over Rice and North Texas, Arkansas is 2-0 to begin the season. The Razorbacks received top 25 consideration in this week's AP poll.
- Arkansas has one of the nation's top defenses through the first week of the season, holding both opponents to 43 points. Overall, the Razorbacks rank third for scoring defense (43.0 ppg), ninth for field-goal defense (.308), 10th for steals (12.5 spg) and 12th for turnovers forced (22.5 per game).
- While opponents are shooting just .308 against the Razorbacks (including .095 from three-point range, which ranks third), Arkansas is connecting at a .509 clip (32nd).
- Arkansas has two players averaging at least 20 points per game. Junior Mason Jones is averaging 24.0, including 32 vs. Rice, while sophomore Isaiah Joe is averaging 20.0, hitting eight total three-pointers.
- Joe is one of 20 players on the Jerry West Award Watch List, which goes to the nation's top shooting guard. He was also named to the Preseason All-SEC second team.
- Senior forward Adrio Bailey has swiped seven passes (20th in NCAA).
- Arkansas is coming off of an 18-16 record a season ago, advancing to the second round of the NIT. The Razorbacks have played in the NCAA tournament in three of the past five seasons.
- Arkansas averaged more than 15,000 fans per game a season ago, which ranked 11th in the country.
- Eric Musselman is in his first season in Fayetteville. The former NBA head coach spent the past four seasons at Nevada, taking the Wolf Pack to three consecutive NCAA tournaments.

SERIES VS. THE RAZORBACKS

Montana and Arkansas have never met on the hardwood.

SERIES VS. THE SEC

Montana is looking for its first-ever win over an SEC school, holding an 0-8 record against current SEC opponents. Saturday will mark just the sixth time the Grizzlies have ventured into SEC territory, but three of those instances will have happened in the past five years, with Montana playing at Ole Miss in 2016-17 and Texas A&M in the 2015 NIT. Montana's last win over a Power-5 opponent came in November 2017, at Pitt.



MONTANA BASKETBALL



COLLEGIATE HOOPS ROADSHOW

Saturday's game is part of the Collegiate Hoops Roadshow Presented by AtmosAir. The Roadshow includes 11 schools from coast to coast. Montana's other games in the Roadshow are against Montana Tech, Texas Southern and Coppin State.

FIRST-WEEK NOTABLES

- Montana won its home opener for the fifth time in six tries under head coach Travis DeCuire, defeating MSU Northern, 64-50, last Sunday. Since the turn of the century, the Grizzlies are 17-3 in home openers.
- Montana has used the same starting lineup in both contests, starting a pair of freshmen. The Grizzlies have only used eight players.
- Montana has committed 10.5 personal fouls per game, the third-lowest average in the country.
- Montana already has three scoring runs of more than 10 points (14-0 vs. Stanford, 13-0 vs. MSU Northern and 11-0 vs. MSU Northern).
- After turning the ball over 18 times at Stanford, Montana gave it up just nine times vs. MSU Northern. Meanwhile, the Grizzlies forced the Lights into 18 mistakes.
- Over the final nearly 16 minutes last Sunday, MSU Northern shot just 14.3 percent from the floor (3-of-21) with five turnovers.
- Senior Sayeed Pridgett ranks 24th nationally with 23.5 points per game. He is coming off of a career-high 30 points against MSU Northern, scoring 14 consecutive Griz points in the second half.
- In addition to his scoring, Pridgett has also led Montana for minutes played, assists and steals in both contests, and rebounding and blocked shots once. Against Stanford, his stat line included 17 points, 10 rebounds, six assists, three steals and two blocked shots.
- Freshman Derrick Carter-Hollinger had a memorable debut, scoring 15 points and pulling down six boards off the bench at Stanford. Through two games, he has made 8 of his 10 shot attempts.
- Just a true freshman, Josh Vazquez ranks second on the team with 36.5 minutes played per game while running the point. He had 11 points in his collegiate debut at Stanford.
- Freshman Kyle Owens has started both games this season, scoring 11 points on 5-of-8 shooting vs. MSU Northern last week.
- Sophomore Mack Anderson earned the first two starts of his career last week. A season ago, he became the first Montana native to play for the Griz as a true freshman since 2005.

FRESH FACES

Due to a variety of factors, including injury and transfer rules, just eight of Montana's 15 players suited up for the Grizzlies' game last Sunday vs. MSU Northern. Montana has played a tight rotation, with eight players seeing time in both games so far this season.

Four of the players – Derrick Carter-Hollinger, Eddy Egun, Kyle Owens and Josh Vazquez – made their collegiate debuts last week at Stanford. Vazquez's 36.5 minutes-per-game average ranks second on the team, while Owens is fourth (24.0), Carter-Hollinger is fifth (22.0) and Egun ranks sixth (18.5).

Overall, 50.5 percent of the team's minutes played have been recorded by players who were in high school or redshirting last season. The four freshmen also account for 45.2 percent of the team's scoring and 43.5 percent of its rebounding.

STARTING THEM YOUNG

Kyle Owens and Josh Vazquez have drawn starts for both games in 2019-20, marking the first time since 2014 that a pair of Montana true freshmen have started in the same game (Mario Dunn and Brandon Gfeller vs. Sacramento State on March 6, 2014).

Dunn and Gfeller started the same game just once that season, and one would have to go back to 2004-05 (Andrew Strait and Matt Martin) to find the last time it has happened multiple times. Still, Strait and Martin started together as true freshmen just four times, and neither started to begin the season.

Owens and Vazquez have the chance to become the first set of true freshmen to start more than four games together since Montana began tracking starters in 1979-80.

A LOOK BACK: SEASON-OPENER AT STANFORD

- Four Grizzlies made their collegiate debuts, with Kyle Owens and Josh Vazquez earning starts. Overall, the four freshmen (three true, one redshirt) accounted for 51 percent of the team's minutes played and 61 percent of its scoring.
- Montana trailed for just one minute over the game's first 18. The Grizzlies' largest deficit in the first half was just three points, while they led by as many as six.
- Montana out-rebounded the Cardinal, 31-28, with four players tallying at least five boards, led by Sayeed Pridgett's 10.
- Montana turned the ball over 17 times, leading to 21 Cardinal points. The Grizzlies reached that total just twice last season.
- Pridgett recorded a double-double, leading the Grizzlies for scoring (17), rebounding (10) assists (6), steals (3) and blocked shots (2). He played 39 minutes. Pridgett made Montana's first two field goals of the second half, giving him 11 points through the game's first 22 minutes.
- Making his collegiate debut, Derrick Carter-Hollinger was the second-leading scorer with 15 points on 5-of-6 shooting. He made his first four shot attempts, also adding six rebounds, a block and a steal. Carter-Hollinger scored five consecutive Griz points early in the second half, including a three-point play that gave Montana its only second-half lead, 36-35.
- Vazquez, a true freshman, scored 11 points while running the point. He missed his first four shot attempts but rebounded to make four of his next seven. Redshirt freshman Eddy Egun's first career basket came on a layup in the first half. He finished the night with nine points, knocking down two three-pointers in the closing minutes.
- Senior Kendal Manuel scored seven points, knocking down two early three-pointers. The second one gave the Grizzlies a 15-12 lead with under 9 minutes to play in the opening half.
- At one point in the first half, 10 consecutive Griz points came from freshmen Carter-Hollinger and Vazquez. The 10-3 run helped Montana open up its largest lead of the night, 25-19.
- After a three-point play from Carter-Hollinger cut the score to 40-38, Stanford went on an 8-0 run over the next 64 seconds. The run extended to 20-0 and 26-2. During the drought, Montana missed 10 consecutive shots. Stanford, on the other hand, shot 12-of-14.
- With four freshmen on the floor – three true freshmen and one redshirt – the Grizzlies closed the game on a 14-0 run. During that time, the freshmen accounted for 10 of the team's points, with three of the freshmen draining a three-pointer.
- Stanford's Daejon Davis scored just two points (1-of-5 shooting). A season ago, Davis averaged 11.4 points per contest.



MONTANA BASKETBALL



LOOK WHO'S BACK

It's been established that Montana lost plenty of talent, including three players who earned all-conference recognition during their careers. While this is true, a big reason why the league's coaches and media picked Montana to finish so high is because of the players the Grizzlies have coming back.

Montana returns four rotation players from last year's championship team, and all four were key factors.

None was bigger than guard/forward combo Sayeed Pridgett, who earned first-team All-Big Sky recognition after ranking in the top 15 in the Big Sky for scoring, field-goal percentage, steals, assists and blocks. In March, he became the 34th member of Montana's 1,000-point scoring club. His biggest asset, though, is his versatility, with Travis DeCuire saying Pridgett will likely play all five position throughout the season.

Joining Pridgett is Kendal Manuel. The Billings native started his career at Oregon State before returning to Montana and making a big splash in his first season. Getting clearance from the NCAA to play the week of the team's season opener, Manuel made the most of that opportunity. He ranked sixth in the Big Sky for three-point shooting (.432 on 57 makes) and led the conference with a .896 free-throw percentage. He was named the league's top newcomer and top reserve.

Mack Anderson, a Bozeman product, is also back. Anderson was initially expected to redshirt in 2018-19, but got thrown into the fire during the second week of the season. He played in 28 games as a true freshman, averaging 8.5 minutes, 2.3 points and 1.6 rebounds per game. Those numbers, though, are a tad misleading, as he progressed throughout the season. Over the final month of the season, Anderson played at least 14 minutes in four contests. During those games, he shot 12-of-15 from the floor, averaging 6.0 points and 3.0 rebounds per game.

During an up-and-down sophomore campaign, Timmy Falls finished strong, starting the final five contests as the Grizzlies won a second consecutive Big Sky tournament title. He ranked second on the team with 73 assists, first with one assist every 8.3 minutes on the court and was considered the team's top perimeter defender. Falls had a negative assist-to-turnover ratio just once over the final 25 games of 2018-19, and closed the regular season with 11.0 points per game over three contests.

Also returning is Freddy Brown III, who made 4-of-8 three-point attempts across 15 games as a true freshman in 2018-19, and Peter Jones, who played 7 minutes across six contests and is healthy after a foot injury kept him away from the court for most of last season. After redshirting a season ago, Eddy Egun is expected to fill a role this season. The two-time All-CIF Los Angeles selection has the ability to drive to the hoop or shoot from distance, and DeCuire said in October that he has grown more than anyone in terms of his willingness to compete and bring energy.

Category	% Returning
Minutes	81.3
Scoring	85.2
Rebounding	71.4
Assists	85.2
Blocks	70.2
Steals	86.0

PRONUNCIATION GUIDE

Jett Briceno bruh-SEE-no
 Eddy Egun ee-gun
 Naseem Gaskin naw-SEEM gas-kin
 Kendal Manuel man-WELL
 Sayeed Pridgett sigh-EED prid-jit
 Yagizhan Selcuk yaw-gee sole-CHOOK
 Josh Vazquez vaz-kez

Travis DeCuire duh-CURE
 Jay Flores floor-es

BIG SKY PRESEASON POLL

COACHES' POLL

Place	Team	Points
1.	Eastern Washington	96 (8)
2.	Montana	87 (3)
3.	Weber State	86
4.	Southern Utah	71
5.	Northern Colorado	65
6.	Portland State	59
7.	Montana State	42
8.	Northern Arizona	35
9.	Sacramento State	32
10.	Idaho State	21
11.	Idaho	11

MEDIA POLL

Place	Team	Points
1.	Montana	354 (13)
2.	Weber State	345 (12)
3.	Eastern Washington	330 (9)
4.	Northern Colorado	275 (2)
5.	Southern Utah	247
6.	Portland State	220
7.	Montana State	188
8.	Northern Arizona	150
9.	Sacramento State	127
10.	Idaho State	92
11.	Idaho	48

Number in parenthesis denotes first-place votes

2018-19 BIG SKY CONFERENCE STANDINGS

School	Conf.	Pct.	Overall	Home	Away	Neutral
Montana	16-4	0.800	26-9	12-2	9-5	5-2
Northern Colorado	15-5	0.750	21-11	10-3	11-5	0-3
Eastern Washington	12-8	0.600	16-18	10-4	4-13	2-1
Weber State	11-9	0.550	18-15	10-5	5-7	3-3
Portland State	11-9	0.550	16-16	12-4	3-10	1-2
Montana State	11-9	0.550	15-17	9-4	4-12	2-1
Southern Utah	9-11	0.450	17-17	11-4	4-12	2-1
Sacramento State	8-12	0.400	15-16	9-5	4-10	2-1
Northern Arizona	8-12	0.400	10-21	5-7	5-13	0-1
Idaho State	7-13	0.350	11-19	6-7	5-11	0-1
Idaho	2-18	0.100	5-27	4-11	1-13	0-3

PRESEASON ALL-CONFERENCE TEAM

Player	Year	Pos.	School
Jerrick Harding ^(MVP)	Sr.	G	WSU
Sayeed Pridgett	Sr.	G	UM
Harald Frey	Sr.	G	MSU
Holland Woods	Jr.	G	PSU
Mason Peatling	Sr.	F	EWU
Jacob Davison	Jr.	G	EWU



MONTANA BASKETBALL



NEW TO THE TEAM

Montana signed an exciting trio of players from the state of California last November, and all three are expected to make an impact on the court as true freshmen. Josh Vazquez (6-3 guard from outside Los Angeles) is the team's best pure point guard, DeCuire said, while Derrick Carter-Hollinger (6-5 forward from outside San Diego) and Kyle Owens (6-8 forward from outside Los Angeles) have the versatility to play multiple positions. All three scored more than 1,000 career points during their prep careers.

Vazquez never lost a league or home game during his four-year career at Bishop Montgomery, helping the Knights to a 31-2 record as a senior, winning a state championship and being ranked No. 3 nationally by MaxPreps. He averaged more than 15 points, seven assists, five rebounds and four steals per game.

Carter-Hollinger was the 2019 East County Player of the Year, averaging a double-double as both a junior and senior, including 17.6 points, 11.5 rebounds, 3.1 blocks, 2.2 assists and 1.8 steals per game during his final season. Foothills Christian High School went 24-7 and was ranked No. 13 in the entire state of California last year.

Playing for Crespi Carmelite High School, Owens won a state title as a freshman and went undefeated in league play as a junior. During his senior campaign, Owens averaged 18.3 points, 8.0 rebounds, 2.1 assists and 0.8 steals per game.

Montana also brought in walk-on Jett Briceno, from Kent, Wash.

NEW TO THE TEAM (SORT OF)

Jared Samuelson played two seasons for the Griz, redshirting in 2015-16 before playing in all 32 contests in 2016-17. During that season, the 6-7 forward averaged 5.1 points and 2.4 rebounds per game while adding 11 blocks. He shot a team-best .570.

Samuelson then transferred to Rocky Mountain College in his hometown of Billings, where he became an NAIA All-American. In two seasons, he averaged 18.7 points and 7.6 rebounds per game while shooting at a .523 clip. After earning a degree in business management, Samuelson is back at Montana, where he will play his senior season while working toward his master's in business administration.

NEW, BUT WILL HAVE TO WAIT

Montana also brought in a trio of transfers who will have to wait their turn.

Griz fans will be able to see Towson transfer Yagizhan Selcuk around the start of conference play. The Turkish forward played in five games for the Tigers before transferring to Montana midyear.

Naseem Gaskin, who redshirted during his lone season at Utah, was rated as a three-star recruit by both ESPN.com and 247Sports.com, and was the 37th-best player from the state of California, according to ESPN. He averaged 14.5 points, 6.7 rebounds and 1.7 assists per game at Bishop O'Dowd High School outside of Oakland, helping his school to the CIF state tournament. Michael Steadman was San Jose State's top player last season. He led the Spartans for scoring (13.2 points per game) and rebounding (8.5 per game) while starting 29 games. He ranked third in the Mountain West for shooting (.483) and in the top 15 for both scoring and rebounding.

Gaskin is expected to have three years of eligibility remaining, beginning in 2020-21. Steadman will be able to play one season for the Griz, in 2020-21.

NON-CONFERENCE SUCCESS

How important is non-conference play? If you asked Travis DeCuire, he will say it's a vital time to set a team up for success come conference play, and ultimately in March. Perhaps it's just a useless stat, or perhaps there's more. Montana has posted a winning non-conference record six times since the turn of the century. The Grizzlies have played in the NCAA tournament in five of those seasons (2006, 2010, 2012, 2018 and 2019) and the CBI in the other (2011).

A season ago, Montana went 7-4 in non-conference play – its best winning percentage since 2010-11. Making the record even more impressive, Montana did so against the 43rd-toughest non-conference schedule in the entire country, featuring wins over 2019 NCAA tournament opponents Georgia State and North Dakota State, in addition to snapping South Dakota State's nation-leading 26-game home win streak.

PRIDGETT 4 PLAYER OF THE YEAR

It was no surprise when Sayeed Pridgett's name was announced as one of six players on the Preseason All-Big Sky Conference team in October. After all, as a junior in 2019, he was the league's only player to rank in the top 15 for scoring (sixth), shooting (second), steals (11th), assists (13th) and rebounds (15th). He not only averaged 15.1 points per game, but did so on .605 shooting, the 19th-best rate in the nation. He was three times named the Big Sky Player of the Week before earning first-team all-league honors in March.



Since then, Montana has graduated a pair of 1,500-point scorers that Pridgett shared the court with last season, opening up more room for Pridgett to take over during his senior campaign.

Pridgett has been named Montana's Ryan Dick Award winner as the team's most-improved player each of the past three seasons. It's not just his scoring that impresses Travis DeCuire, though. Night in and night out, Pridgett fills the box score, with DeCuire recently calling Pridgett the most versatile player he's ever coached.

As a freshman in 2016, Pridgett averaged 8.1 points and 3.9 rebounds per game while shooting at a .524 clip (ninth in Big Sky). As a sophomore, he was Montana's top player off the bench, averaging 8.4 points and 4.3 rebounds per game while adding 1.2 steals per contest (11th in Big Sky). His breakout season came a year later, when he not only was one of the league's top all-around players, but added even more versatility to his game with the development of a three-point shot (.463 shooting on 19 makes) and added defense.

"Sayeed is one of those guys who always comes ready to play, and he always continues to progress regardless of any past success," DeCuire said. "We don't really talk about his progression, he just does it."

Over the final 14 games of his junior season, Pridgett led the Griz for scoring nine times, averaging 19.4 points per game on .671 shooting. He added 15 steals, six blocks and 5.4 rebounds per game.

LOFTY EXPECTATIONS

So much for catching teams by surprise. Despite losing 75 percent of their minutes played and five of their top seven scorers, the Grizzlies were still picked to win the Big Sky Conference by the league's media af-



MONTANA BASKETBALL



iliates and finish second according to the coaches (full polls on Page 5).

If Montana can win a third consecutive Big Sky championship, it would be unprecedented on many levels. Despite winning 12 regular-season championships and a league-record 11 tournament titles in its history, Montana has never won either in three consecutive seasons.

In fact, a Big Sky team has won the tournament three years in a row just once – from 1978-80 – and one would have to go back to 1973 to find the last time a single team won the Big Sky regular season in three consecutive seasons.

DOMINANT DECUIRE

Travis DeCuire is in his sixth season at his alma mater. Despite a long line of successful Griz coaches, no Montana coach has ever won as many games through his first five seasons as DeCuire has (109-58). Blaine Taylor— DeCuire's head coach while he was player – had 104 wins through his first five seasons. Other notable Griz coaches include Stew Morrill (98), Wayne Tinkle (91), Mike Montgomery (89), Jud Heathcote (80) and George Dahlberg (70).

- DeCuire was named coach of the year by the Big Sky Conference and NABC District 6 in 2018.
- DeCuire is the fastest coach in Big Sky history to win 50 league games.
- Entering 2019-20, DeCuire's .763 winning percentage is the third-best in Big Sky Conference history, and best among coaches with three or more years.
- DeCuire has averaged 21.8 wins per season over first seasons as head coach (third in Big Sky history).
- DeCuire is Montana's only coach to win three regular-season conference titles. He has also won the league tournament twice.

THREE-POINT IMPROVEMENT

While Montana graduated the majority of its production from last year's championship team, three-point shooting is an area where the Griz bring back plenty of talent. Sure, Montana still lost nearly two-thirds of its made three-pointers from a season ago, but it's the players who are back that will be key.

Senior Kendal Manuel drained 57 treys on .422 shooting during his first season in Missoula and will again lead the charge. Also back is junior Timmy Falls, who has 48 makes across two seasons, and Pridgett, who added range to his game in 2019, including four made treys at Creighton. Throw in Freddy Brown III (a player with 'Downtown' in his nickname) and a handful of freshmen who can shoot from range, and it becomes a promising statistic for the Griz.

"It all comes down to the right guys taking the shots," Travis DeCuire said. "Each year we've started slow from three, as I let guys take their shots, and then we've figured out who should be shooting them and our percentages have gone up drastically.

In 2017-18, Montana shot .339 from deep (236th nationally) while making just 5.5 triples per game (331st). Last year, the Griz ranked 30th nationally with a .380 shooting percentage, and averaged nearly three more makes per contest.

GOOD AT BOTH

Montana was one of 19 teams across the country to rank in the top 100 nationally for scoring offense (76.1 points per game, 82nd) and scoring defense (68.5 points per game, 90th). The Grizzlies were also in the top 100 for both statistical categories in 2017-18.

CHALLENGING SCHEDULE

- Of Montana's nine Division-I non-conference opponents, five posted winning records a season ago, with four winning at least 20 games. Oregon and Washington played in the NCAA tournament.
- Washington won the Pac-12 regular-season title in 2019, advancing to the second round of the NCAA tournament. In two years under Mike Hopkins, the Huskies have averaged 24 wins per season, after winning nine games the year prior to his arrival.
- Oregon has made the NCAA tournament in six of the past seven seasons, including the Sweet 16 in 2019 after winning the Pac-12 tournament title. The Ducks advanced to the Final Four as recently as 2017.
- Stanford made the second round of the NIT in 2018 and won the tournament in 2015.
- Arkansas has played in the NCAA tournament in three of the past five seasons and went to the second round of the NIT in 2019, finishing with 18 wins. The Razorbacks averaged more than 15,000 fans per game, which ranked 11th in the country.
- New Mexico has been to the NCAA tournament four times in the past decade, earning a No. 3 seed in 2013. The Pit, home to New Mexico basketball, is one of the top home-court advantages in the country, with the Lobos winning more than 80 percent of their games inside the venue. They have ranked in the top 30 for attendance each of the past 50 years. In 2013, the NCAA named The Pit as one of the top-five loudest basketball arenas, and Sports Illustrated named it one of the top-10 college basketball venues in the nation.
- Texas Southern has played in the NCAA tournament in four of the past six seasons, winning three SWAC titles during that span. The Tigers are coming off of a season in which they won 22 games and played in the CIT semifinals.
- Making the jump from Division II to Division I just eight years ago, Omaha has had plenty of success in that little time. The Mavericks qualified for the CBI in their first season of postseason eligibility (2016) and have played in the Summit League title game in two of the past three years.

HISTORICALLY GOOD

Montana won 26 games a season ago, tied for the third-most in school history (along with the 2017-18 team). The program won 52 games in 2017-18 and 2018-19 combined, the most ever over a two-year period. Stretching it out even further, Montana won 89 games during Bobby Moorehead and Michael Oguine's four-year careers, the second-best four-year stretch in school history.

Montana is one of 21 schools nationally to win at least 25 games in both 2017-18 and 2018-19. The full list includes: Buffalo, Cincinnati, Duke, Gonzaga, Houston, Kansas, Kansas State, Kentucky, Michigan, Michigan State, Murray State, Nevada, New Mexico State, North Carolina, North Carolina-Greensboro, Old Dominion, Tennessee, Texas Tech, Vermont and Virginia.

ON TOP OF THE BIG SKY

Montana repeated as Big Sky Conference champions in 2018-19, winning both the regular-season and tournament titles. Just five times in the league's history has the same team won both the regular season and tournament in consecutive seasons. The Grizzlies have done it three of those times (1979-80 Weber State, 1981-82 Idaho, 1991-92 Montana, 2012-13 Montana, 2018-19 Montana).



MONTANA BASKETBALL



HOME SWEET HOME

Dating back to February 2017, Montana has won 27 of its past 29 home games and was one of 20 teams nationally to lose two or fewer home games combined in 2017-18 and 2018-19.

The Grizzlies boast one of the nation's best home-court advantages, going 710-246 (.742) all-time inside Dahlberg Arena, including 128-26 (.828) over the past decade. The Grizzlies averaged more than 4,000 fans per game in 2018-19, a better average than three Pac-12 schools.



HIGHLIGHTS FROM 2018-19

- Montana went 26-9 in 2018-19, tied for the third-most wins in school history.
- The Grizzlies won both the Big Sky Conference regular-season and tournament championships, becoming the fifth school in Big Sky history to win both in back-to-back seasons.
- Four Grizzlies earned recognition from the Big Sky Conference, including first-team All-Big Sky selections Ahmaad Rorie and Sayeed Pridgett. Additionally, Michael Oguine earned third-team honors while Kendal Manuel was named the league's top reserve and newcomer.
- Rorie was the Big Sky tournament MVP, while Oguine was named to the all-tournament team, after the Grizzlies won the tournament title with wins over Sacramento State, Weber State and Eastern Washington.
- Montana was one of 19 schools nationally to rank in the top 100 for both scoring offense (76.1 points per game, 82nd) and scoring defense (68.5, 90th).
- The Grizzlies shot .492 from the floor (10th in NCAA). They made at least half of their shots in 20 contests.
- Conversely, Montana held opponents under .400 shooting 10 times, and under their season scoring average in 27 of 34 games.
- Montana made at least eight three-pointers in 22 games after hitting that number just four times in 2017-18. Overall, the Grizzlies shot .376 from deep, ranking 38th in the NCAA, after being 236th the year prior.
- Montana finished the season with three players ranked in the top 20 in the Big Sky for scoring, not including Jamar Akoh (16.3), who did not play in enough games to qualify.
- Of the 21 statistical categories tracked by the Big Sky Conference, Montana was in the top three in 14 of them. The Grizzlies led the league for scoring margin, field-goal percentage, three-point percentage, rebounding defense and rebounding margin.
- Montana's 7-4 non-conference record was its best since 2010-11, and it came against the nation's 43rd-toughest schedule. The slate included wins over 2019 NCAA tournament teams Georgia State and North Dakota State, in addition to snapping South Dakota State's nation-leading 26-game home win streak.
- Montana won 10 games in a row from Jan. 12 through Feb. 23. During the streak, the Grizzlies trailed for just 29 minutes, 2 seconds (7.3 percent of action).

GRIZ HISTORY

- Montana has posted a .500 or better record in 11 consecutive seasons and has won 20-plus games in four of five seasons under Travis DeCuire.
- Montana has won back-to-back Big Sky Conference titles (regular season and tournament). Overall, the program has won the Big Sky regular season 12 times and the tournament on 11 occasions (first).
- Montana has played in the NCAA tournament in each of the past two seasons and 12 times overall. The Grizzlies' first appearance came in 1975, earning a win over Utah State in the Round of 32. Montana also was victorious in 2006, knocking off No. 5 seed Nevada. The Grizzlies have also played in the NIT four times and CBI once.
- Montana won 52 games in 2017-18 and 2018-19 combined, the best two-year stretch in school history.
- Over the past eight seasons, Montana has won five regular-season Big Sky titles, finishing runner-up two other times. The Grizzlies have played in the conference title game eight times in the past 10 years, winning five times.
- Montana is closing in on 1,500 all-time victories, entering the season with a 1,489-1,248-1 record (.544).
- Montana has one of the nation's top home-court advantages, entering the season with a 992-408 record at home (.709) including 712-247 (.742) inside Dahlberg Arena.
- Notable former head coaches include College Basketball Hall of Famers Jud Heathcote and Mike Montgomery, in addition to Montana alums Blaine Taylor, Larry Krystkowiak and Wayne Tinkle.
- Krystkowiak is Montana's all-time leading scorer (2,017) and rebounder (1,105). He is one of 123 Division I players in NCAA history with more than 2,000 career points and 1,000 career rebounds.
- Montana has had seven NBA Draft picks, including first-round selections Michael Ray Richardson and Lee Johnson. More than a dozen former players are actively playing professionally across the globe.

BEST OF THE WEST

Of the 71 western schools in NCAA Division-I basketball (those in the Big Sky, Big West, Mountain West, Pac-12, Summit League, WAC and West Coast), very few have had the level of success that Montana has enjoyed over the past decade. From 2009-10 through 2018-19, the Grizzlies won five regular-season conference titles (T-2nd), played in the NCAA tournament five times (7th) and won 219 games (9th).

CONFERENCE TITLES

Gonzaga (9)
Montana (5)
 Arizona (5)
 San Diego State (5)
 South Dakota State (5)
 Nevada (4)
 New Mexico State (4)
 UC Irvine (4)
 Long Beach State (3)
 New Mexico (3)
 Saint Mary's (3)
 Utah State (3)

NCAA BERTHS

Gonzaga (10)
 New Mexico State (8)
 Arizona (7)
 San Diego State (7)
 Oregon (6)
 UCLA (6)
Montana (5)
 BYU (5)
 Saint Mary's (5)
 South Dakota State (5)

MOST WINS

Gonzaga (304)
 Arizona (264)
 Saint Mary's (262)
 San Diego State (256)
 BYU (252)
 Oregon (251)
 New Mexico State (246)
 South Dakota State (224)
Montana (219)
 New Mexico (218)
 UCLA (215)
 Utah State (211)
 Weber State (209)
 Nevada (208)
 Colorado (204)
 UNLV (204)
 UC Irvine (202)
 Washington (201)



2019-20 MONTANA GRIZZLIES ROSTER

No.	Name	Year	Pos.	Ht.	Wt.	Exp.	Hometown (Previous School)
0	Kyle Owens	Fr.	F	6-8	205	HS	Calabasas, Calif. (Crespi Carmelite H.S.)
1	Timmy Falls	Jr.	G	6-2	167	2L	Dublin, Calif. (Dublin H.S.)
2	Kendal Manuel	R-Sr.	G	6-4	189	1L	Billings, Mont. (Oregon State/Skyview H.S.)
3	Josh Vazquez	Fr.	G	6-3	168	HS	Torrance, Calif. (Bishop Montgomery H.S.)
4	Sayeed Pridgett	Sr.	G	6-5	200	3L	Oakland, Calif. (Elcerrito H.S.)
5	Naseem Gaskin	R-Fr.	G	6-3	175	TR	Oakland, Calif. (Utah/Bishop O'Dowd H.S.)
10	Eddy Egun	R-Fr.	G	6-4	198	RS	Woodland Hills, Calif. (El Camino Real H.S.)
13	Jett Briceno	Fr.	G	6-3	160	HS	Kent, Wash. (Kentridge H.S.)
22	Yagizhan Selcuk	So.	F	6-8	235	TR	Istanbul, Turkey (Towson/Phelps School (PA))
23	Mack Anderson	So.	F	6-9	205	1L	Bozeman, Mont. (Bozeman H.S.)
24	Freddy Brown III	So.	G	6-2	164	1L	Seattle, Wash. (Nathan Hale H.S.)
31	Michael Steadman	Sr.	F	6-10	245	TR	Union City, Calif. (San Jose State/James Logan H.S.)
32	Peter Jones	R-So.	F	6-8	218	1L	Seattle, Wash. (O'Dea H.S.)
33	Jared Samuelson	Sr.	F	6-7	215	TR	Billings, Mont. (Rocky Mountain/Billings West H.S.)
35	Derrick Carter-Hollinger	Fr.	F	6-4	200	HS	El Cajon, Calif. (Foothills Christian H.S.)

STARTERS RETURNING (1)

No.	Name	GP/GS	MPG	PPG	RPG	AST	BLK	STL	FG%	3FG%	FT%
4	Sayeed Pridgett	35/35	29.6	15.1	4.9	78	17	44	.605	.463	.570

OTHER PLAYERS RETURNING (7)

No.	Name	GP/GS	MPG	PPG	RPG	AST	BLK	STL	FG%	3FG%	FT%
1	Timmy Falls	33/8	20.1	4.7	1.6	73	6	27	.381	.347	.765
2	Kendal Manuel	35/1	19.3	8.7	2.1	44	2	17	.431	.422	.857
23	Mack Anderson	28/0	8.5	2.3	1.6	6	5	1	.659	---	.450
24	Freddy Brown III	15/0	2.1	1.1	0.3	1	0	0	.385	.500	.750
32	Peter Jones	6/0	1.2	0.0	0.0	0	0	0	---	---	---
10	Eddy Egun	-/-	---	-----	--	--	--	---	---	---	---
22	Yagizhan Selcuk	-/-	---	-----	--	--	--	---	---	---	---

NEWCOMERS (7)

No.	Name	Year	Pos.	Notes
0	Kyle Owens	Fr.	F	Daily News, All-SoCal Varsity Team first-team all area; averaged 18.3 ppg, 8.0 rpg, 2.1 apg
3	Josh Vazquez	Fr.	G	All-CIF Southern Section, All-Del Rey League; won four straight undefeated league championships
5	Naseem Gaskin	R-Fr.	G	Redshirted at Utah in 2018-19; ESPN's No. 37 prep player from state of California
13	Jett Briceno	Fr.	G	Rated as MaxPrep's 33rd-best prep player from state of Washington
31	Michael Steadman	Sr.	F	Led San Jose State with 13.2 ppg and 8.5 rpg in 2018-19, earning 29 starts
33	Jared Samuelson	Sr.	F	Two-time NAIA All-American; averaged 18.7 ppg, 7.6 rpg; played freshman season at Montana
35	Derrick-Carter Hollinger	Fr.	F	East County Player of the Year; two-time all-county selection; averaged 17.6 ppg, 11.5 rpg

STARTERS LOST (4)

No.	Name	GP/GS	MPG	PPG	RPG	AST	BLK	STL	FG%	3FG%	FT%
0	Michael Oguine	34/34	30.1	12.9	5.4	64	24	41	.497	.347	.715
14	Ahmaad Rorie	35/35	34.7	14.9	4.1	142	2	32	.466	.356	.809
15	Jamar Akoh	15/15	29.1	15.5	8.7	26	5	30	.587	---	.602
24	Bobby Moorehead	35/35	29.4	5.4	5.2	56	27	24	.351	.309	.609

OTHER PLAYERS LOST (4)

No.	Name	GP/GS	MPG	PPG	RPG	AST	BLK	STL	FG%	3FG%	FT%
2	Donaven Dorsey	32/10	15.6	6.2	1.6	14	11	10	.500	.461	.655
13	Ben Carter	10/0	4.3	0.4	0.8	2	0	1	.250	.000	.000
33	Kelby Kramer	21/2	6.0	0.9	0.9	4	7	2	.615	---	.286
34	Tony Miller	-/-	---	-----	--	--	--	---	---	---	---



MONTANA BASKETBALL



2019-20 SEASON STATISTICS - ALL GAMES

RECORD:	OVERALL	HOME	AWAY	NEUTRAL
ALL GAMES	1-1	1-0	0-1	0-0
CONFERENCE	0-0	0-0	0-0	0-0
NON-CONFERENCE	1-1	1-0	0-1	0-0

#	Player	gp-gs	min	avg	Total		3-Point		F-Throw		Rebounds				pf	dq	a	to	blk	stl	pts	avg
					fg-fga	fg%	3fg-fga	3fg%	ft-fta	ft%	off	def	tot	avg								
00	Kyle Owens	2-2	48	24.0	6-11	.54	1-5	.20	1-2	.50	2	3	5	2.5	6	0	1	2	1	0	14	7.0
01	Timmy Falls	2-0	31	15.5	1-7	.14	0-1	.00	2-2	1.000	0	5	5	2.5	0	0	3	3	1	1	4	2.0
02	Kendal Manuel	2-2	59	29.5	5-18	.27	3-11	.27	2-4	.50	3	5	8	4.0	2	0	2	6	1	1	15	7.5
03	Josh Vazquez	2-2	73	36.5	5-15	.33	2-9	.22	1-2	.50	0	9	9	4.5	1	0	3	5	0	2	13	6.5
04	Sayed Pridgett	2-2	76	38.0	21-33	.63	0-2	.00	5-5	1.000	1	14	15	7.5	3	0	10	7	2	5	47	23.5
10	Eddy Egun	2-0	37	18.5	3-11	.27	2-5	.40	1-2	.50	0	4	4	2.0	2	0	0	0	1	2	9	4.5
23	Mack Anderson	2-2	32	16.0	1-7	.14	0-0	.00	1-2	.50	3	4	7	3.5	4	0	0	1	1	1	3	1.5
35	Derrick Carter-Holl	2-0	44	22.0	8-10	.80	1-1	1.000	4-5	.80	4	5	9	4.5	3	0	1	2	2	1	21	10.5
Team												0	0	0								
Total.....		2	400		50-112	.44	9-34	.26	17-24	.70	13	49	62	31.0	21	0	20	26	9	13	126	63.0
Opponents.....		2	400		47-107	.43	13-42	.31	16-17	.94	6	51	57	28.5	25	-	22	28	9	17	123	61.5

TEAM STATISTICS	UM	OPP
SCORING	126	123
Points per game	63.0	61.5
Scoring margin	+1.5	-
FIELD GOALS-ATT	50-112	47-107
Field goal pct	.446	.439
3 POINT FG-ATT	9-34	13-42
3-point FG pct	.265	.310
3-pt FG made per gam	4.5	6.5
FREE THROWS-ATT	17-24	16-17
Free throw pct	.708	.941
F-Throws made per ga	8.5	8.0
REBOUNDS	62	57
Rebounds per game	31.0	28.5
Rebounding margin	+2.5	-
ASSISTS	20	22
Assists per game	10.0	11.0
TURNOVERS	26	28
Turnovers per game	13.0	14.0
Turnover margin	+1.0	-
Assist/turnover ratio	0.8	0.8
STEALS	13	17
Steals per game	6.5	8.5
BLOCKS	9	9
Blocks per game	4.5	4.5
ATTENDANCE	2927	0
Home games-Avg/Gam	1-2927	1-0
Neutral site-Avg/Game	-	0-0

Date	Opponent	Score	Att.
11/6/19	at Stanford	L 62-73	0
11/10/19	MSU NORTHERN	W 64-50	2927

* - Conference game

Score by Periods	1st	2nd	Totals
Montana	58	68	126
Opponents	62	61	123



MONTANA BASKETBALL



2018-19 SEASON STATISTICS - ALL GAMES

Overall record: 26-9 Conf: 16-4 Home: 12-2 Away: 9-5 Neutral: 5-2

#	Player	gp-gs	min	avg	Total		3-Point		F-Throw		Rebounds				pf	dq	a	to	blk	stl	pts	avg
					fg-fga	fg%	3fg-fga	3fg%	ft-fa	ft%	off	def	tot	avg								
15	AKOH, Jamar	15-15	437	29.1	88-150	.58	0-0	.00	56-93	.60	48	83	131	8.7	44	1	26	25	5	30	232	15.5
04	PRIDGETT, Sayee	35-35	103	29.6	230-380	.60	19-41	.46	49-86	.57	46	126	172	4.9	98	2	78	85	17	44	528	15.1
14	RORIE, Ahmaad	35-35	121	34.7	194-416	.46	63-177	.35	72-89	.80	18	125	143	4.1	63	0	142	54	2	32	523	14.9
00	OGUINE, Michael	34-34	102	30.1	142-286	.49	35-101	.34	118-165	.71	57	126	183	5.4	81	0	64	60	24	41	437	12.9
12	MANUEL, Kendal	35-1	675	19.3	93-216	.43	57-135	.42	60-70	.85	11	63	74	2.1	45	0	44	44	2	17	303	8.7
02	DORSEY, Donave	32-10	498	15.6	69-138	.50	41-89	.46	19-29	.65	7	43	50	1.6	64	1	14	19	11	10	198	6.2
24	MOOREHEAD, Bo	35-35	102	29.4	66-188	.35	42-136	.30	14-23	.60	28	153	181	5.2	85	0	56	33	27	24	188	5.4
01	FALLS, Timmy	33-8	664	20.1	51-134	.38	26-75	.34	26-34	.76	6	47	53	1.6	88	3	73	59	6	27	154	4.7
23	ANDERSON, Mac	28-0	239	8.5	27-41	.65	0-0	.00	9-20	.45	10	35	45	1.6	53	2	6	17	5	1	63	2.3
03	BROWN III, Fredd	15-0	32	2.1	5-13	.38	4-8	.50	3-4	.75	3	2	5	0.3	3	0	1	2	0	0	17	1.1
33	KRAMER, Kelby	21-2	126	6.0	8-13	.61	0-0	.00	2-7	.28	7	12	19	0.9	19	1	4	7	7	2	18	0.9
13	CARTER, Ben	10-0	43	4.3	2-8	.25	0-1	.00	0-1	.00	1	7	8	0.8	11	0	2	6	0	1	4	0.4
32	JONES, Peter	6-0	7	1.2	0-0	.00	0-0	.00	0-0	.00	0	3	3	0.5	1	0	0	0	0	0	0	0.0
Team											59	50	109		3		7					
Total.....		0	7025		975-198	.492	287-763	.374	428-621	.68	301	875	117	0.0	658	10	510	418	106	229	266	0.0
Opponents.....		0	6929		812-188	.432	231-686	.335	111-682	.74	290	793	108	0.0	604	-	367	469	98	194	236	0.0

TEAM STATISTICS	UM	OPP
SCORING	2665	2366
Points per game	76.1	67.6
Scoring margin	+8.5	-
FIELD GOALS-ATT	975-1983	812-1883
Field goal pct	.492	.431
3 POINT FG-ATT	287-763	231-686
3-point FG pct	.376	.337
3-pt FG made per gam	8.2	6.6
FREE THROWS-ATT	428-621	511-682
Free throw pct	.689	.749
F-Throws made per ga	12.2	14.6
REBOUNDS	1176	1083
Rebounds per game	33.6	30.9
Rebounding margin	+2.7	-
ASSISTS	510	367
Assists per game	14.6	10.5
TURNOVERS	418	469
Turnovers per game	11.9	13.4
Turnover margin	+1.5	-
Assist/turnover ratio	1.2	0.8
STEALS	229	194
Steals per game	6.5	5.5
BLOCKS	106	98
Blocks per game	3.0	2.8
ATTENDANCE	59272	84545
Home games-Avg/Gam	14-4234	14-4132
Neutral site-Avg/Game	-	7-3813

Score by Periods	1st	2nd	OT	Totals
Montana	1274	1386	5	2665
Opponents	1134	1255	8	2397

Date	Opponent		Score	Att.
11/9/18	GEORGIA STATE	W	81-74	4321
11/12/18	MONTANA TECH	W	79-55	3024
11/16/18	vs Incarnate Word	W	93-66	325
11/17/18	vs Miami (Ohio)	W	73-71	543
11/18/18	vs Georgia Southern	L	77-80	634
11/28/18	at Creighton	L	72-98	16457
12/3/18	COLLEGE OF IDAHO	W	80-52	3040
12/8/18	at UC Irvine	L	51-60	1237
12/17/18	NORTH DAKOTA STATE	W	60-53	3553
12/19/18	at Arizona	L	42-61	12925
12/22/18	at South Dakota State	W	85-74	2540
* 12/29/18	at Northern Arizona	W	86-73	856
* 12/31/18	at Southern Utah	W	89-76	1451
* 1/3/19	SACRAMENTO STATE	W	87-56	3920
* 1/5/19	PORTLAND STATE	Lot	74-77	4408
* 1/10/19	at Eastern Washington	L	71-78	1578
* 1/12/19	at Northern Colorado	W	88-64	2124
* 1/19/19	at Idaho	W	69-51	1419
* 1/24/19	IDAHO STATE	W	80-69	4076
* 1/26/19	WEBER STATE	W	75-68	5547
* 2/2/19	at Montana State	W	83-78	6013
* 2/7/19	IDAHO	W	100-59	3381
* 2/9/19	EASTERN WASHINGTON	W	75-74	5005
* 2/14/19	at Weber State	W	83-80	6729
* 2/16/19	at Idaho State	W	80-68	1503
* 2/23/19	MONTANA STATE	W	89-83	7135
* 2/25/19	NORTHERN COLORADO	L	72-74	3773
* 3/2/19	SOUTHERN UTAH	W	70-54	4383
* 3/4/19	NORTHERN ARIZONA	W	66-64	3706
* 3/7/19	at Portland State	L	69-81	2042
* 3/9/19	at Sacramento State	W	86-68	977
3/14/19	vs Sacramento State	W	79-73	2195
3/15/19	vs Weber State	W	78-49	2900
3/16/19	vs Eastern Washington	W	68-62	3737
3/21/19	vs Michigan	L	55-74	16360

* = Conference game



MONTANA BASKETBALL



2018-19 SEASON STATISTICS - BIG SKY GAMES

RECORD:	OVERALL	HOME	AWAY	NEUTRAL
ALL GAMES	16-4	8-2	8-2	0-0
CONFERENCE	16-4	8-2	8-2	0-0
NON-CONFERENCE	0-0	0-0	0-0	0-0

#	Player	gp-gs	min	avg	Total		3-Point		F-Throw		Rebounds				pf dq		a	to	blk	stl	pts	avg
					fg-fga	fg%	3fg-fga	3fg%	ft-fa	ft%	off	def	tot	avg								
15	AKOH, Jamar	11-11	314	28.5	68-116	.58	0-0	.00	43-71	.60	34	66	100	9.1	29	1	17	17	3	24	179	16.3
04	PRIDGETT, Sayee	20-20	610	30.5	140-225	.62	10-21	.47	35-61	.57	27	88	115	5.8	52	1	56	54	8	24	325	16.3
14	RORIE, Ahmaad	20-20	711	35.5	110-236	.46	39-103	.37	34-42	.81	10	70	80	4.0	35	0	87	29	1	20	293	14.7
00	OGUINE, Michael	19-19	560	29.5	77-157	.49	16-52	.30	68-88	.77	34	67	101	5.3	45	0	31	37	12	22	238	12.5
12	MANUEL, Kendal	20-1	382	19.1	60-133	.45	35-80	.43	43-48	.89	10	33	43	2.2	32	0	23	24	2	11	198	9.9
02	Dorsey, Donaven	19-8	301	15.8	46-95	.48	26-57	.45	13-20	.65	7	27	34	1.8	37	0	7	9	7	5	131	6.9
24	MOOREHEAD, Bo	20-20	595	29.8	36-98	.36	21-65	.32	2-5	.40	22	89	111	5.6	47	0	41	19	16	9	95	4.8
01	FALLS, Timmy	20-1	365	18.3	28-68	.41	16-40	.40	13-19	.68	3	25	28	1.4	48	2	47	25	2	13	85	4.3
23	ANDERSON, Mac	17-0	133	7.8	15-22	.68	0-0	.00	2-5	.40	5	20	25	1.5	31	2	2	11	2	1	32	1.9
03	BROWN III, Fredd	7-0	13	1.9	3-5	.60	2-4	.50	3-4	.75	0	1	1	0.1	1	0	0	0	0	0	11	1.6
33	KRAMER, Kelby	10-0	26	2.6	2-2	1.000	0-0	.00	1-2	.50	2	2	4	0.4	4	0	1	2	1	0	5	0.5
32	JONES, Peter	1-0	0	0.0	0-0	.00	0-0	.00	0-0	.00	0	0	0	0.0	0	0	0	0	0	0	0	0.0
13	CARTER, Ben	5-0	15	3.0	0-4	.00	0-0	.00	0-0	.00	0	3	3	0.6	2	0	1	3	0	0	0	0.0
Team											30	26	56		2		3					
Total.....		20	4025		585-116	.501	165-422	.392	57-365	.70	184	517	701	35.0	365	6	313	233	54	129	159	79.6
Opponents.....		20	4025		480-109	.431	141-410	.342	94-387	.76	145	451	596	29.8	348	-	219	257	59	110	139	69.8

TEAM STATISTICS	UM	OPP
SCORING	1592	1395
Points per game	79.6	69.8
Scoring margin	+9.9	-
FIELD GOALS-ATT	585-1161	480-1099
Field goal pct	.504	.437
3 POINT FG-ATT	165-422	141-410
3-point FG pct	.391	.344
3-pt FG made per gam	8.3	7.1
FREE THROWS-ATT	257-365	294-387
Free throw pct	.704	.760
F-Throws made per ga	12.9	14.7
REBOUNDS	701	596
Rebounds per game	35.0	29.8
Rebounding margin	+5.3	-
ASSISTS	313	219
Assists per game	15.7	11.0
TURNOVERS	233	257
Turnovers per game	11.7	12.9
Turnover margin	+1.2	-
Assist/turnover ratio	1.3	0.9
STEALS	129	110
Steals per game	6.5	5.5
BLOCKS	54	59
Blocks per game	2.7	3.0
ATTENDANCE	45334	24692
Home games-Avg/Gam	10-4533	10-2469
Neutral site-Avg/Game	-	0-0

Date	Opponent		Score	Att.
* 12/29/18	at Northern Arizona	W	86-73	856
* 12/31/18	at Southern Utah	W	89-76	1451
* 1/3/19	SACRAMENTO STATE	W	87-56	3920
* 1/5/19	PORTLAND STATE	Lot	74-77	4408
* 1/10/19	at Eastern Washington	L	71-78	1578
* 1/12/19	at Northern Colorado	W	88-64	2124
* 1/19/19	at Idaho	W	69-51	1419
* 1/24/19	IDAHO STATE	W	80-69	4076
* 1/26/19	WEBER STATE	W	75-68	5547
* 2/2/19	at Montana State	W	83-78	6013
* 2/7/19	IDAHO	W	100-59	3381
* 2/9/19	EASTERN WASHINGTON	W	75-74	5005
* 2/14/19	at Weber State	W	83-80	6729
* 2/16/19	at Idaho State	W	80-68	1503
* 2/23/19	MONTANA STATE	W	89-83	7135
* 2/25/19	NORTHERN COLORADO	L	72-74	3773
* 3/2/19	SOUTHERN UTAH	W	70-54	4383
* 3/4/19	NORTHERN ARIZONA	W	66-64	3706
* 3/7/19	at Portland State	L	69-81	2042
* 3/9/19	at Sacramento State	W	86-68	977

* = Conference game

Score by Periods	1st	2nd	OT	Totals
Montana	776	811	5	1592
Opponents	666	721	8	1395



2018-19 SEASON STATISTICS - HOME GAMES

##	Player	gp-gs	min	avg	Total		3-Point		F-Throw		Rebounds				pf	dq	a	to	blk	stl	pts	avg
					fg-fga	fg%	3fg-fga	3fg%	ft-fa	ft%	off	def	tot	avg								
00	OGUINE, Michael	13-13	378	29.1	43-100	.43	8-32	.25	42-61	.68	23	49	72	5.5	26	0	27	23	12	15	136	10.5
01	FALLS, Timmy	14-1	288	20.6	27-54	.50	19-36	.52	14-18	.77	3	15	18	1.3	40	1	34	25	2	12	87	6.2
02	DORSEY, Donave	14-5	250	17.9	40-77	.51	23-50	.46	8-15	.53	4	24	28	2.0	14	0	4	4	5	2	111	7.9
03	BROWN III, Fredd	5-0	16	3.2	2-7	.28	2-4	.50	3-4	.75	1	1	2	0.4	1	0	0	0	0	0	9	1.8
04	PRIDGETT, Sayee	14-14	413	29.5	86-140	.61	4-11	.36	21-44	.47	23	45	68	4.9	32	1	34	38	9	19	197	14.1
12	MANUEL, Kendal	14-1	251	17.9	36-86	.41	24-58	.41	32-35	.91	6	18	24	1.7	15	0	12	20	1	8	128	9.1
13	CARTER, Ben	5-0	19	3.8	1-5	.20	0-0	.00	0-1	.00	0	3	3	0.6	5	0	0	4	0	0	2	0.4
14	RORIE, Ahmaad	14-14	478	34.1	67-148	.45	22-65	.33	28-37	.75	3	60	63	4.5	25	0	64	20	1	14	184	13.1
15	AKOH, Jamar	7-7	211	30.1	50-85	.58	0-0	.00	29-45	.64	22	51	73	10.4	20	1	12	9	0	17	129	18.4
23	ANDERSON, Mac	10-0	74	7.4	5-10	.50	0-0	.00	3-7	.42	5	8	13	1.3	14	0	2	7	5	0	13	1.3
24	MOOREHEAD, Bo	14-14	394	28.1	29-75	.38	19-57	.33	7-13	.53	13	58	71	5.1	30	0	28	10	15	6	84	6.0
32	JONES, Peter	2-0	4	2.0	0-0	.00	0-0	.00	0-0	.00	0	1	1	0.5	1	0	0	0	0	0	0	0.0
33	KRAMER, Kelby	6-1	49	8.2	4-5	.80	0-0	.00	0-2	.00	5	8	13	2.2	6	0	2	1	4	1	8	1.3
Team											26	17	43		2							
Total.....		14	2825		390-792	.491	121-313	.381	187-282	.66	134	358	492	35.1	231	3	219	161	54	94	108	77.7
Opponents.....		14	2729		314-743	.42	91-282	.321	162-219	.74	113	310	423	30.2	259	-	136	198	32	82	881	62.9

2018-19 SEASON STATISTICS - ROAD GAMES

##	Player	gp-gs	min	avg	Total		3-Point		F-Throw		Rebounds				pf	dq	a	to	blk	stl	pts	avg
					fg-fga	fg%	3fg-fga	3fg%	ft-fa	ft%	off	def	tot	avg								
00	OGUINE, Michael	14-14	411	29.4	63-118	.53	20-48	.41	57-76	.75	23	55	78	5.6	39	0	18	28	8	16	203	14.5
01	Timmy Falls	13-1	236	18.2	17-55	.30	5-29	.17	8-11	.72	1	23	24	1.8	30	1	30	21	1	8	47	3.6
02	DORSEY, Donave	11-4	143	13.0	12-36	.33	6-20	.30	8-10	.80	3	8	11	1.0	30	0	4	6	3	5	38	3.5
03	BROWN III, Fredd	6-0	8	1.3	2-3	.66	1-2	.50	0-0	.00	0	0	0	0.0	2	0	0	1	0	0	5	0.8
04	PRIDGETT, Sayee	14-14	413	29.5	96-162	.59	11-23	.47	22-31	.71	17	63	80	5.7	44	1	31	34	4	17	225	16.1
12	MANUEL, Kendal	14-0	271	19.4	41-87	.47	22-49	.44	20-25	.80	4	26	30	2.1	22	0	19	13	1	6	124	8.9
13	CARTER, Ben	5-0	24	4.8	1-3	.33	0-1	.00	0-0	.00	1	4	5	1.0	6	0	2	2	0	1	2	0.4
14	RORIE, Ahmaad	14-14	490	35.0	82-174	.47	27-70	.38	30-35	.85	8	40	48	3.4	22	0	47	22	0	13	221	15.8
15	AKOH, Jamar	8-8	226	28.3	38-65	.58	0-0	.00	27-48	.56	26	32	58	7.3	24	0	14	16	5	13	103	12.9
23	ANDERSON, Mac	11-0	90	8.2	14-18	.77	0-0	.00	0-1	.00	0	15	15	1.4	21	2	1	6	0	1	28	2.5
24	MOOREHEAD, Bo	14-14	424	30.3	20-69	.29	11-45	.24	1-2	.50	9	59	68	4.9	38	0	23	15	7	8	52	3.7
32	JONES, Peter	3-0	3	1.0	0-0	.00	0-0	.00	0-0	.00	0	2	2	0.7	0	0	0	0	0	0	0	0.0
33	KRAMER, Kelby	10-1	61	6.1	2-3	.66	0-0	.00	2-5	.40	2	3	5	0.5	12	1	2	5	3	1	6	0.6
Team											26	21	47				6					
Total.....		14	2800		388-793	.481	103-287	.351	175-244	.71	120	351	471	33.6	290	5	191	175	32	89	105	75.3
Opponents.....		14	2800		339-773	.43	96-271	.352	136-319	.74	120	324	444	31.7	232	-	160	173	47	78	101	72.1

2018-19 SEASON STATISTICS - NEUTRAL-SITE GAMES

##	Player	gp-gs	min	avg	Total		3-Point		F-Throw		Rebounds				pf	dq	a	to	blk	stl	pts	avg
					fg-fga	fg%	3fg-fga	3fg%	ft-fa	ft%	off	def	tot	avg								
14	RORIE, Ahmaad	7-7	248	35.4	45-94	.47	14-42	.33	14-17	.82	7	25	32	4.6	16	0	31	12	1	5	118	16.9
04	PRIDGETT, Sayee	7-7	209	29.9	48-78	.61	4-7	.57	6-11	.54	6	18	24	3.4	22	0	13	13	4	8	106	15.1
00	OGUINE, Michael	7-7	236	33.7	36-68	.52	7-21	.33	19-28	.67	11	22	33	4.7	16	0	19	9	4	10	98	14.0
24	MOOREHEAD, Bo	7-7	210	30.0	17-44	.38	12-34	.35	6-8	.75	6	36	42	6.0	17	0	5	8	5	10	52	7.4
12	MANUEL, Kendal	7-0	153	21.9	16-43	.37	11-28	.39	8-10	.80	1	19	20	2.9	8	0	13	11	0	3	51	7.3
02	DORSEY, Donave	7-1	105	15.0	17-25	.68	12-19	.63	3-4	.75	0	11	11	1.6	20	1	6	9	3	3	49	7.0
01	FALLS, Timmy	6-6	140	23.3	7-25	.28	2-10	.20	4-5	.80	2	9	11	1.8	18	1	9	13	3	7	20	3.3
23	ANDERSON, Mac	7-0	75	10.7	8-13	.61	0-0	.00	6-12	.50	5	12	17	2.4	18	0	3	4	0	0	22	3.1
33	KRAMER, Kelby	5-0	16	3.2	2-5	.40	0-0	.00	0-0	.00	0	1	1	0.2	1	0	0	1	0	0	4	0.8
03	BROWN III, Fredd	4-0	8	2.0	1-3	.33	1-2	.50	0-0	.00	2	1	3	0.8	0	0	1	1	0	0	3	0.8
32	JONES, Peter	1-0	0	0.0	0-0	.00	0-0	.00	0-0	.00	0	0	0	0.0	0	0	0	0	0	0	0	0.0
Team											7	12	19		1			1				
Total.....		7	1400		197-398	.49	63-163	.38	66-95	.69	47	166	213	30.4	137	2	100	82	20	46	523	74.7
Opponents.....		7	1400		159-367	.43	44-133	.331	113-144	.78	57	159	216	30.9	113	-	71	98	19	34	475	67.9



2018-19 SEASON STATISTICS - WINS

##	Player	gp-gs	min	avg	Total		3-Point		F-Throw		Rebounds				pf	dq	a	to	blk	stl	pts	avg
					fg-fga	fg%	3fg-fga	3fg%	ft-fa	ft%	off	def	tot	avg								
15	AKOH, Jamar	12-12	351	29.3	79-132	.59	0-0	.00	46-73	.63	43	69	112	9.3	32	1	20	17	5	28	204	17.0
14	RORIE, Ahmaad	26-26	892	34.3	151-305	.49	55-135	.40	47-62	.75	11	94	105	4.0	42	0	111	36	2	28	404	15.5
04	PRIDGETT, Sayee	26-26	726	27.9	168-272	.61	13-25	.52	41-64	.64	36	96	132	5.1	70	2	61	67	10	26	390	15.0
00	OGUINE, Michael	25-25	741	29.6	103-205	.50	28-74	.37	87-122	.71	37	96	133	5.3	56	0	52	35	22	32	321	12.8
12	MANUEL, Kendal	26-1	501	19.3	77-165	.46	49-100	.49	46-54	.85	11	48	59	2.3	29	0	36	29	2	14	249	9.6
02	DORSEY, Donave	24-6	361	15.0	53-108	.49	28-68	.41	16-24	.66	6	37	43	1.8	44	0	12	15	7	5	150	6.3
24	MOOREHEAD, Bo	26-26	758	29.2	56-145	.38	34-104	.32	12-18	.66	17	124	141	5.4	60	0	42	18	19	17	158	6.1
01	FALLS, Timmy	26-7	529	20.3	40-95	.42	20-56	.35	22-27	.81	3	33	36	1.4	65	2	61	49	5	22	122	4.7
23	ANDERSON, Mac	22-0	203	9.2	25-37	.67	0-0	.00	5-14	.35	8	30	38	1.7	48	2	4	14	4	1	55	2.5
03	BROWN III, Fredd	12-0	26	2.2	4-11	.36	3-6	.50	3-4	.75	2	2	4	0.3	2	0	0	1	0	0	14	1.2
33	KRAMER, Kelby	16-1	78	4.9	6-10	.60	0-0	.00	1-4	.25	5	10	15	0.9	9	0	2	3	5	1	13	0.8
13	CARTER, Ben	8-0	30	3.8	1-6	.16	0-0	.00	0-1	.00	1	5	6	0.8	7	0	2	5	0	0	2	0.3
32	JONES, Peter	4-0	4	1.0	0-0	.00	0-0	.00	0-0	.00	0	1	1	0.3	1	0	0	0	0	0	0	0.0
Team											39	37	76		2		5					
Total.....		26	5200		763-149	.512	30-568	.403	26-467	.69	219	682	901	34.7	467	7	403	294	81	174	208	80.1
Opponents.....		26	5104		580-140	.411	71-523	.323	52-468	.75	206	566	772	29.7	455	-	262	354	76	137	168	64.7

2018-19 SEASON STATISTICS - LOSSES

##	Player	gp-gs	min	avg	Total		3-Point		F-Throw		Rebounds				pf	dq	a	to	blk	stl	pts	avg
					fg-fga	fg%	3fg-fga	3fg%	ft-fa	ft%	off	def	tot	avg								
00	OGUINE, Michael	9-9	284	31.6	39-81	.48	7-27	.25	31-43	.72	20	30	50	5.6	25	0	12	25	2	9	116	12.9
01	Timmy Falls	7-1	135	19.3	11-39	.28	6-19	.31	4-7	.57	3	14	17	2.4	23	1	12	10	1	5	32	4.6
02	DORSEY, Donave	8-4	137	17.1	16-30	.53	13-21	.61	3-5	.60	1	6	7	0.9	20	1	2	4	4	5	48	6.0
03	BROWN III, Fredd	3-0	6	2.0	1-2	.50	1-2	.50	0-0	.00	1	0	1	0.3	1	0	1	1	0	0	3	1.0
04	PRIDGETT, Sayee	9-9	309	34.3	62-108	.57	6-16	.37	8-22	.36	10	30	40	4.4	28	0	17	18	7	18	138	15.3
12	MANUEL, Kendal	9-0	174	19.3	16-51	.31	8-35	.22	14-16	.87	0	15	15	1.7	16	0	8	15	0	3	54	6.0
13	CARTER, Ben	2-0	13	6.5	1-2	.50	0-1	.00	0-0	.00	0	2	2	1.0	4	0	0	1	0	1	2	1.0
14	RORIE, Ahmaad	9-9	324	36.0	43-111	.38	8-42	.19	25-27	.92	7	31	38	4.2	21	0	31	18	0	4	119	13.2
15	AKOH, Jamar	3-3	86	28.7	9-18	.50	0-0	.00	10-20	.50	5	14	19	6.3	12	0	6	8	0	2	28	9.3
23	ANDERSON, Mac	6-0	36	6.0	2-4	.50	0-0	.00	4-6	.66	2	5	7	1.2	5	0	2	3	1	0	8	1.3
24	MOOREHEAD, Bo	9-9	270	30.0	10-43	.23	8-32	.25	2-5	.40	11	29	40	4.4	25	0	14	15	8	7	30	3.3
32	JONES, Peter	2-0	3	1.5	0-0	.00	0-0	.00	0-0	.00	0	2	2	1.0	0	0	0	0	0	0	0	0.0
33	KRAMER, Kelby	5-1	48	9.6	2-3	.66	0-0	.00	1-3	.33	2	2	4	0.8	10	1	2	4	2	1	5	1.0
Team											20	13	33		1		2					
Total.....		9	1825		212-492	.43	57-195	.291	102-154	.66	82	193	275	30.6	191	3	107	124	25	55	583	64.8
Opponents.....		9	1825		232-481	.48	60-163	.361	59-214	.74	84	227	311	34.6	149	-	105	115	22	57	683	75.9



MONTANA BASKETBALL



2018-19 GAME-BY-GAME COMPARISONS

Opponent	1st	2nd	Score	Total FG	FG Pct.	3-Pointers	3FG Pct.	Free Throws	FT Pct.	RBs	Assists	TOs	Blocks	Steals	Fouls
GEORGIA STATE	33/33	48/41	81-74	24-55/28-72	.436/.389	5-25/6-19	.200/.316	28-43/12-24	.651/.500	43/46	13/8	14/12	5/5	6/11	20/31
MONTANA TECH	40/21	39/34	79-55	29-55/19-51	.527/.373	8-23/7-22	.348/.318	13-21/10-10	.619/1.000	34/29	15/14	12/20	3/0	11/5	16/24
vs. Incarnate Word	42/36	51/30	93-66	38-61/21-48	.623/.438	12-26/8-16	.462/.500	5-9/16-23	.556/.696	33/19	20/9	10/12	3/0	7/5	17/14
vs. Miami (Ohio)	32/33	41/38	73-71	23-46/19-48	.500/.396	9-19/5-18	.474/.278	18-26/28-33	.692/.848	22/33	11/8	15/16	0/3	4/2	24/28
vs. Georgia Southern	31/51	46/29	77-80	29-58/28-54	.500/.519	9-26/5-16	.346/.313	10-15/19-23	.667/.826	26/30	13/11	16/18	4/2	8/4	24/15
at Creighton	40/49	32/49	72-98	26-47/32-53	.553/.604	8-17/13-24	.471/.542	12-22/21-30	.545/.700	20/34	13/17	14/12	3/1	8/6	24/19
COLLEGE OF IDAHO	48/22	32/30	80-52	32-56/19-64	.571/.297	9-23/7-27	.391/.259	7-13/7-9	.538/.778	38/37	18/6	12/16	10/1	6/7	8/15
at UC Irvine	26/27	25/33	51-60	18-50/20-49	.360/.408	6-22/6-12	.273/.500	9-13/14-22	.692/.636	33/35	8/9	18/15	3/5	9/10	24/15
NORTH DAKOTA ST.	19/23	41/30	60-53	22-50/17-42	.440/.405	7-17/4-18	.412/.222	9-14/15-17	.643/.882	27/28	9/8	7/14	2/0	3/4	20/18
at Arizona	15/22	27/39	42-61	14-52/24-54	.269/.444	5-23/2-12	.217/.167	9-10/11-17	.900/.647	30/40	8/10	16/16	2/5	6/4	20/12
South Dakota State	42/36	43/38	85-74	28-59/25-55	.475/.455	11-28/6-19	.393/.316	18-25/18-27	.720/.667	37/33	13/11	10/12	4/3	5/4	24/18at
Northern Arizona	40/41	46/32	86-73	32-59/23-62	.542/.371	9-25/11-26	.360/.423	13-19/16-19	.684/.842	37/31	13/12	10/13	1/3	6/3	20/15
Southern Utah	46/36	43/40	89-76	34-64/21-48	.531/.438	8-23/6-21	.348/.286	13-18/28-33	.722/.848	32/30	16/7	11/17	1/3	8/6	26/20
SACRAMENTO STATE	44/34	43/22	87-56	31-57/21-55	.544/.382	13-20/3-14	.650/.214	12-17/11-19	.706/.579	40/26	19/7	19/17	1/3	9/10	17/16
PORTLAND STATE	36/31	33/38	74-77	23-59/25-61	.390/.410	5-24/6-23	.208/.261	23-33/21-27	.697/.778	40/39	13/8	10/11	3/2	2/6	20/24
at Eastern Wash.	29/32	42/46	71-78	27-56/24-50	.482/.480	4-19/9-17	.211/.529	13-19/21-27	.684/.778	32/31	14/11	13/11	0/0	5/6	23/19
at Northern Colo.	47/35	41/29	88-64	35-62/22-55	.565/.400	7-13/2-15	.538/.133	11-16/18-30	.688/.600	38/27	14/11	11/13	4/6	9/3	18/19
at Idaho	31/25	38/26	69-51	27-64/19-53	.422/.358	7-21/7-21	.333/.333	8-14/6-7	.571/.857	43/32	11/8	6/10	1/5	3/3	15/14
IDAHO STATE	33/30	47/39	80-69	29-65/23-53	.446/.434	10-24/8-23	.417/.348	12-16/15-20	.750/.750	37/36	16/10	9/16	3/5	10/9	17/15
WEBER STATE	40/26	35/42	75-68	27-59/26-53	.458/.491	5-17/5-15	.294/.333	16-24/11-16	.667/.688	33/35	13/6	6/14	4/4	7/0	17/19
at Montana State	46/48	37/30	83-78	25-50/29-62	.500/.468	8-21/8-22	.381/.364	25-32/12-18	.781/.667	35/32	14/17	12/11	2/1	6/3	20/25
IDAHO	59/25	41/34	100-59	36-64/21-47	.563/.447	13-27/7-18	.481/.389	15-19/10-10	.789/1.000	33/22	23/11	8/22	2/1	11/3	15/20
EASTERN WASH.	38/31	37/43	75-74	25-53/26-56	.472/.464	10-23/9-20	.435/.450	15-24/13-18	.625/.722	33/31	15/15	11/9	4/2	4/4	18/20
at Weber State	40/24	43/56	83-80	30-63/26-59	.476/.441	5-13/6-20	.385/.300	18-22/22-25	.818/.880	41/28	12/8	12/11	2/5	6/3	20/15
at Idaho State	40/32	40/36	80-68	33-60/23-59	.550/.390	10-22/9-21	.455/.429	4-6/13-20	.667/.650	36/28	18/10	14/8	2/2	5/8	15/11
MONTANA STATE	49/40	40/43	89-83	34-61/28-52	.557/.538	15-30/11-24	.500/.458	6-8/16-18	.750/.889	28/25	23/17	13/13	3/1	7/4	18/14
NORTHERN COLO.	32/35	40/39	72-74	27-55/28-53	.491/.528	9-22/7-20	.409/.350	9-17/11-16	.529/.688	35/29	13/11	15/13	5/4	7/8	15/16
SOUTHERN UTAH	29/28	41/26	70-54	26-49/20-50	.531/.400	4-13/5-22	.308/.227	14-19/9-14	.737/.643	34/23	13/10	12/13	4/3	6/7	18/19
NORTHERN ARIZONA	27/35	39/29	66-64	25-54/24-57	.463/.421	8-25/11-27	.320/.407	8-14/5-6	.571/.833	37/28	16/11	13/11	5/1	5/5	12/17
at Portland State	27/37	42/44	69-81	28-55/26-56	.509/.464	5-18/7-22	.278/.318	8-12/22-28	.667/.786	29/34	15/13	12/7	2/2	2/7	22/15
at Sacramento State	43/41	43/27	86-68	31-52/25-58	.596/.431	10-22/4-19	.455/.211	14-16/14-16	.875/.875	28/29	22/16	16/17	5/6	11/12	19/15
vs. Sacramento State	41/28	38/45	79-73	31-59/25-55	.525/.455	8-21/11-25	.381/.440	9-11/12-14	.818/.857	30/30	21/10	10/15	1/3	9/4	18/15
vs. Weber State	42/22	36/27	78-49	29-61/17-54	.475/.315	10-27/5-21	.370/.238	10-12/10-14	.833/.714	42/31	15/8	7/10	4/6	5/6	18/12
vs. Eastern Wash.	26/31	42/31	68-62	27-53/24-57	.509/.421	9-20/5-20	.450/.250	5-9/9-13	.556/.692	30/34	10/10	14/15	5/4	5/7	17/15
vs. Michigan	21/34	34/40	55-74	20-60/25-51	.333/.490	6-24/5-17	.250/.294	9-13/19-24	.692/.792	30/39	10/15	10/12	3/1	8/6	19/14



MONTANA BASKETBALL



2018-19 GAME-BY-GAME STATISTICS

Opponent	Date	Score	W/L	--TOTAL--		--3-PTRS--		----FTS----		-----REBOUNDS-----										
				FG-A	Pct.	3FG-A	Pct.	FT-A	Pct.	Off	Def	Tot	Avg	PF	A	TO	Blk	Stl	Pts	Avg
GEORGIA STATE	11/9/18	81-74	W	24-55	.436	5-25	.200	28-43	.651	15	28	43	43.0	20	13	14	5	6	81	81.0
MONTANA TECH	11/12/18	79-55	W	29-55	.527	8-23	.348	13-21	.619	6	28	34	38.5	16	15	12	3	11	79	80.0
vs. Incarnate Word	11/16/18	93-66	W	38-61	.623	12-26	.462	5-9	.556	9	24	33	36.7	17	20	10	3	7	93	84.3
vs. Miami (Ohio)	11/17/18	73-71	W	23-46	.500	9-19	.474	18-26	.692	6	16	22	33.0	24	11	15	0	4	73	81.5
vs. Georgia Southern	11/18/18	77-80	L	29-58	.500	9-26	.346	10-15	.667	7	19	26	31.6	24	13	16	4	8	77	80.6
at Creighton	11/28/18	72-98	L	26-47	.553	8-17	.471	12-22	.545	5	15	20	29.7	24	13	14	3	8	72	79.2
COLLEGE OF IDAHO	12/3/18	80-52	W	32-56	.571	9-23	.391	7-13	.538	7	31	38	30.9	8	18	12	10	6	80	79.3
at UC Irvine	12/8/18	51-60	L	18-50	.360	6-22	.273	9-13	.692	13	20	33	31.1	24	8	18	3	9	51	75.8
NORTH DAKOTA ST.	12/17/18	60-53	W	22-50	.440	7-17	.412	9-14	.643	6	21	27	30.7	20	9	7	2	3	60	74.0
at Arizona	12/19/18	42-61	L	14-52	.269	5-23	.217	9-10	.900	6	24	30	30.6	20	8	16	2	6	42	70.8
at South Dakota State	12/22/18	85-74	W	28-59	.475	11-28	.393	18-25	.720	12	25	37	31.2	24	13	10	4	5	85	72.1
at Northern Arizona	12/29/18	86-73	W	32-59	.542	9-25	.360	13-19	.684	9	28	37	31.7	20	13	10	1	6	86	73.2
at Southern Utah	12/31/18	89-76	W	34-64	.531	8-23	.348	13-18	.722	6	26	32	31.7	26	16	11	1	8	89	74.5
SACRAMENTO STATE	1/3/19	87-56	W	31-57	.544	13-20	.650	12-17	.706	10	30	40	32.3	17	19	19	1	9	87	75.4
PORTLAND STATE	1/5/19	74-77	L (OT)	23-59	.390	5-24	.208	23-33	.697	15	25	40	32.8	20	13	10	3	2	74	75.3
at Eastern Washington	1/10/19	71-78	L	27-56	.482	4-19	.211	13-19	.684	9	23	32	32.8	23	14	13	0	5	71	75.0
at Northern Colo.	1/12/19	88-64	W	35-62	.565	7-13	.538	11-16	.688	10	28	38	33.1	18	14	11	4	9	88	75.8
at Idaho	1/19/19	69-51	W	27-64	.422	7-21	.333	8-14	.571	15	28	43	33.6	15	11	6	1	3	69	75.4
IDAHO STATE	1/24/19	80-69	W	29-65	.446	10-24	.417	12-16	.750	12	25	37	33.8	17	16	9	3	10	80	75.6
WEBER STATE	1/26/19	75-68	W	27-59	.458	5-17	.294	16-24	.667	4	29	33	33.8	17	13	6	4	7	75	75.6
at Montana State	2/2/19	83-78	W	25-50	.500	8-21	.381	25-32	.781	7	28	35	33.8	20	14	12	2	6	83	76.0
IDAHO	2/7/19	100-59	W	36-64	.563	13-27	.481	15-19	.789	13	20	33	33.8	15	23	8	2	11	100	77.0
EASTERN WASHINGTON	2/9/17	75-74	W	25-53	.472	10-23	.435	15-24	.625	7	26	33	33.7	18	15	11	4	4	75	77.0
at Weber State	2/14/19	83-80	W	30-63	.476	5-13	.385	18-22	.818	12	29	41	34.0	20	12	12	2	6	83	77.2
at Idaho State	2/16/19	80-68	W	33-60	.550	10-22	.455	4-6	.667	5	31	36	34.1	15	18	14	2	5	80	77.3
MONTANA STATE	2/23/19	89-83	W	34-61	.557	15-30	.500	6-8	.750	11	17	28	33.9	18	23	13	3	7	89	77.8
NORTHERN COLO.	2/25/19	72-74	L	27-55	.491	9-22	.409	9-17	.529	14	21	35	33.9	15	13	15	5	7	72	77.6
SOUTHERN UTAH	3/2/19	70-54	W	26-49	.531	4-13	.308	14-19	.737	3	31	34	33.9	18	13	12	4	6	70	77.3
NORTHERN ARIZONA	3/4/19	66-64	W	25-54	.463	8-25	.320	8-14	.571	11	26	37	34.0	12	16	13	5	5	66	76.9
at Portland State	3/7/19	69-81	L	28-55	.509	5-18	.278	8-12	.667	5	24	29	33.9	22	15	12	2	2	69	76.6
at Sacramento State	3/9/19	86-68	W	31-52	.596	10-22	.455	14-16	.875	6	22	28	33.7	19	22	16	5	11	86	76.9
vs. Sacramento State	3/14/19	79-73	W	31-59	.525	8-21	.381	9-11	.818	5	25	30	33.6	18	21	10	1	9	79	77.0
vs Weber State	3/15/19	78-49	W	29-61	.475	10-27	.370	10-12	.833	8	34	42	33.8	18	15	7	4	5	78	77.0
vs. Eastern Washington	3/16/19	68-62	W	27-53	.509	9-20	.450	5-9	.556	4	26	30	33.7	17	10	14	5	5	68	76.8
vs. Michigan	3/21/19	55-74	L	20-60	.333	6-24	.250	9-13	.692	8	22	30	33.6	19	10	10	3	8	55	76.1
MONTANA		2665		975-1983	.492	287-763	.376	428-621	.689	301	875	1176	33.6	658	510	418	106	229	2665	76.1
OPPONENTS		2366		812-1883	.431	231-686	.337	511-682	.749	290	793	1083	30.9	604	367	469	98	194	2366	67.6



THE GRIZZLIES' 2017-18 RECORD WHEN...

GAME LOCATION

At Dahlberg Arena	12-2
On the Road	9-5
Neutral Site	5-2

TOP-25 OPPONENT (AP POLL)

At Dahlberg Arena	0-0
On the Road	0-0
Neutral Site	0-0

ON TV

At Dahlberg Arena	7-1
On the Road	5-4
Neutral Site	3-1

OVERTIME

At Dahlberg Arena	0-1
On the Road	0-0
Neutral Site	0-0

HALFTIME SCORE

Leading at the Half	19-1
Trailing at the Half	6-8
Tied at the Half	1-0

FINAL MARGIN

1-4	4-3
5-9	7-2
10+	15-4

GRIZ SCORING

<50	0-1
50-59	0-2
60-69	4-1
70-79	7-5
80-89	13-0
90+	2-0

OPPONENT SCORING

<50	1-0
50-59	7-0
60-69	8-2
70-79	8-4
80-89	2-2
90+	0-1

FIELD-GOAL PERCENTAGE

Better Field-Goal Percentage	25-2
Worse Field-Goal Percentage	1-7

UM Shoots <.400	0-4
UM Shoots .400-.449	5-0
UM Shoots .450-.499	5-2
UM Shoots .500+	16-3

Opponent Shoots <.400	10-0
Opponent Shoots .400-.449	10-3
Opponent Shoots .450-.499	5-3
Opponent Shoots .500+	1-3

3-POINT SHOOTING

Better 3-Point FG Percentage	18-3
Worse 3-Point FG Percentage	7-6
Same 3-Point FG Percentage	1-0

UM Makes 0-4	1-1
UM Makes 5-7	6-5
UM makes 8+	19-3

Opponent Makes 0-4	4-0
Opponent Makes 5-7	13-7
Opponent Makes 8+	9-2

FREE-THROW SHOOTING

Better Free-Throw Percentage	8-2
Worse Free-Throw Percentage	16-7
Same Free-Throw Percentage	2-0

UM Shoots More FTs	10-2
UM Shoots Fewer FTs	14-7
UM Shoots Same FTs	2-0

UM Makes More FTs	10-1
UM Makes Fewer FTs	12-8
UM Makes Same FTs	4-0

REBOUNDING

More Rebounds than Opponent	19-4
Fewer Rebounds than Opponent	6-5
Same Rebounds as Opponent	1-0

ASSISTS

More Assists than Opponent	23-5
Fewer Assists than Opponent	1-4
Same Assists as Opponent	2-0

TURNOVERS

Fewer Turnovers than Opponent	18-3
More Turnovers than Opponent	7-5
Same Turnovers as Opponent	1-1

UM Commits < 10	6-0
UM Commits 10-15	18-6
UM Commits 16+	2-3

Opponent Commits < 10	2-1
Opponent Commits 10-15	15-6
Opponent Commits 16+	9-2

TIME OF DAY

Day Game	4-0
Night Game	22-9

DAY OF THE WEEK

Monday	5-1
Tuesday	0-0
Wednesday	0-2
Thursday	5-3
Friday	3-0
Saturday	13-2
Sunday	0-1

MONTH

November	4-2
December	5-2
January	5-2
February	6-1
March	6-2

UNIFORMS

Gray	5-1
Maroon	6-5
White	15-3

GRIZ VS. OPPOSING CONFERENCES

BIG EAST	0-1
Big Sky	19-4
Big Ten	0-1
Big West	0-1
Mid-American	1-0
Pac-12	0-1
Southland	1-0
Summit	2-0
Sun Belt	1-1
Non-Division I	2-0

GRIZ IN THE STATE OF

Arizona	1-1
Bahamas	2-1
California	1-1
Colorado	1-0
Idaho	5-0
Iowa	0-1
Montana	13-2
Nebraska	0-1
Oregon	0-1
South Dakota	1-0
Utah	2-0
Washington	0-1



2018 STATISTICS - MATCH-BY-MATCH LEADERS

DATE	OPPONENT	MINUTES	POINTS	REBOUNDS	ASSISTS	BLOCKS	STEALS
11/9	GEORGIA STATE	Oguine (36) Rorie (36)	Akoh (22)	Oguine (10)	Falls (4) Oguine (4) Rorie (4) Oguine (5)	Moorehead (2) Oguine (2)	Akoh (2)
11/12	MONTANA TECH	Dorsey (29)	Rorie (20)	Rorie (6)		Kramer (1) Oguine (1) Pridgett (1) Falls (1) Oguine (1) Rorie (1)	Oguine (4)
11/16	vs. Incarnate Word	Falls (33)	Oguine (25)	Moorehead (9)	Pridgett (5) Rorie (5)		Falls (3)
11/17	vs. Miami (Ohio)	Rorie (39)	Manuel (16)	Manuel (4) Rorie (4)	Oguine (4)	--	Pridgett (2)
11/18	vs. Georgia Southern	Oguine (36)	Rorie (19)	Manuel (6) Pridgett (6)	Rorie (6)	Pridgett (2)	Manuel (2) Pridgett (2)
11/28	at Creighton	Pridgett (37)	Pridgett (23)	Oguine (9)	Rorie (4)	Dorsey (1) Kramer (1) Pridgett (1) Anderson (3) Kramer (3) Oguine (3)	Pridgett (5)
12/3	COLLEGE OF IDAHO	Falls (29) Rorie (29)	Pridgett (17) Rorie (17)	Pridgett (8)	Rorie (7)	Moorehead (3)	Falls (3)
12/8	at UC Irvine	Pridgett (37)	Oguine (16)	Akoh (8)	Falls (2) Rorie (2)		Oguine (3) Pridgett (3)
12/17	NORTH DAKOTA STATE	Pridgett (35) Rorie (35)	Akoh (17)	Akoh (8)	Akoh (3)	Moorehead (1) Pridgett (1)	Akoh (1) Moorehead (1) Pridgett (1) Falls (2)
12/19	at Arizona	Rorie (38)	Rorie (19)	Oguine (6) Rorie (6)	Falls (2) Moorehead (2)	Kramer (1) Oguine (1) Akoh (2)	Akoh (2) Rorie (2) Moorehead (2)
12/22	at South Dakota State	Rorie (38)	Oguine (23)	Oguine (9)	Rorie (6)	Akoh (1)	Akoh (3) Rorie (3) Pridgett (3)
12/29	at Northern Arizona	Pridgett (31) Rorie (31)	Rorie (24)	Akoh (9)	Pridgett (5)		
12/31	at Southern Utah	Rorie (35)	Akoh (23) Rorie (23) Akoh (21) Rorie (21)	Moorehead (7)	Rorie (7)	Pridgett (1)	Akoh (3) Rorie (3) Pridgett (3)
1/3	vs. Sacramento State	Rorie (32)	Manuel (22)	Akoh (18)	Falls (7)	Oguine (1)	
1/5	vs. Portland State	Rorie (43)		Akoh (9)	Pridgett (4)	Dorsey (1) Moorehead (1) Pridgett (1)	Akoh (1) Pridgett (1)
1/10	at Eastern Washington	Rorie (36)	Oguine (18)	Pridgett (9)	Akoh (3) Falls (3) Rorie (4)	--	Pridgett (3)
1/12	at Northern Colorado	Rorie (35)	Pridgett (26)	Akoh (11)		Oguine (3)	Akoh (5)
1/19	at Idaho	Rorie (35)	Rorie (20)	Akoh (9)	Moorehead (5)	Akoh (1)	Akoh (1) Oguine (1) Pridgett (1) Akoh (4) Akoh (2)
1/24	vs. Idaho State	Rorie (39)	Akoh (22)	Akoh (17)	Rorie (9)	Moorehead (2)	
1/26	vs. Weber State	Rorie (37)	Akoh (25)	Akoh (10)	Pridgett (3) Rorie (3) Pridgett (4)	Moorehead (2)	Akoh (2)
2/2	at Montana State	Moorehead (36) Rorie (36)	Rorie (20)	Rorie (9)		Akoh (1) Manuel (1)	Oguine (3)
2/7	vs. Idaho	Pridgett (30)	Pridgett (21)	Dorsey (6)	Rorie (6)	Oguine (1) Rorie (1)	Akoh (5)
2/9	vs. Eastern Washington	Rorie (37)	Pridgett (19)	Moorehead (10)	Rorie (4)	Moorehead (2)	Dorsey (1) Oguine (1) Pridgett (1) Rorie (1) Manuel (2) Moorehead (2) Oguine (3)
2/14	at Weber State	Pridgett (36) Rorie (36)	Pridgett (29)	Pridgett (16)	Rorie (4)	Moorehead (1) Oguine (1)	
2/16	at Idaho State	Rorie (39)	Pridgett (22)	Moorehead (7) Pridgett (7)	Pridgett (5) Rorie (5)	Moorehead (2)	
2/23	vs. Montana State	Moorehead (37)	Pridgett (20)	Rorie (7)	Rorie (8)	Dorsey (1) Moorehead (1) Pridgett (1) Pridgett (2) Moorehead (2) Oguine (2)	Manuel (2) Moorehead (2)
2/25	vs. Northern Colorado	Rorie (40)	Rorie (22)	Oguine (10)	Rorie (6)		Oguine (4)
3/2	vs. Southern Utah	Moorehead (37) Rorie (37)	Pridgett (20)	Moorehead (9) Oguine (9)	Rorie (6)	Pridgett (2) Moorehead (2)	Oguine (2)
3/4	vs. Northern Arizona	Oguine (36) Pridgett (36)	Oguine (22)	Oguine (11)	Oguine (4) Rorie (4) Falls (4) Rorie (4) Falls (5) Rorie (5)	Oguine (2)	Pridgett (3)
3/7	at Portland State	Pridgett (38)	Pridgett (28)	Moorehead (10)		Moorehead (1) Pridgett (1)	Dorsey (1) Falls (1)
3/9	at Sacramento State	Rorie (36)	Pridgett (17)	Pridgett (6)		Oguine (2)	Falls (4)
3/14	vs. Sacramento State	Rorie (38)	Oguine (19)	Moorehead (9)	Manuel (7)	Pridgett (1) Falls (1) Oguine (1) Pridgett (1)	Oguine (4) Oguine (3)
3/15	vs. Weber State	Moorehead (33)	Rorie (28)	Moorehead (10)	Rorie (6)		
3/16	vs. Eastern Washington	Oguine (39)	Pridgett (18)	Oguine (7)	Oguine (3) Pridgett (3) Rorie (5)	Dorsey (2) Moorehead (2) Falls (1) Moorehead (1) Oguine (1)	Moorehead (3)
3/21	vs. Michigan	Rorie (37)	Pridgett (17)	Moorehead (6)			Moorehead (4)
TOTALS (INCLUDING TIES)		RORIE (24) PRIDGETT (8) MOOREHEAD (4) OGUINE (4) FALLS (2) DORSEY (1)	PRIDGETT (13) RORIE (11) AKOH (6) OGUINE (6) MANUEL (2)	AKOH (9) MOOREHEAD (9) OGUINE (8) PRIDGETT (6) RORIE (5) MANUEL (2) DORSEY (1)	RORIE (22) FALLS (7) PRIDGETT (7) OGUINE (5) AKOH (2) MOOREHEAD (2) MANUEL (1)	MOOREHEAD (14) OGUINE (14) PRIDGETT (11) AKOH (4) DORSEY (4) FALLS (3) KRAMER (3) RORIE (2) ANDERSON (1) KRAMER (1) MANUEL (1)	PRIDGETT (11) OGUINE (10) AKOH (9) MOOREHEAD (6) FALLS (5) MANUEL (3) RORIE (3) DORSEY (2)



MONTANA BASKETBALL



TEAM GAME HIGHS - MONTANA

<u>POINTS</u>	100	IDAHO (2/7/19)
	93	vs. Incarnate Word (11/16/18)
	89	vs. Montana State (2/23/19)
	89	at Southern Utah (12/31/18)
	88	at Northern Colorado (1/12/19)
<u>FGS MADE</u>	38	vs. Incarnate Word (11/16/18)
	36	IDAHO (2/7/19)
<u>FGS ATT.</u>	65	vs. Idaho State (1/24/19)
	64	Three times
<u>FG PCT.</u>	.623	vs. Incarnate Word (11/16/18)
	.596	at Sacramento State (3/9/19)
<u>3-POINT FGS MADE</u>	15	vs. Montana State (2/23/19)
	13	Two times
<u>3-POINT FGS ATT.</u>	30	vs. Montana State (2/23/19)
	28	at South Dakota State (12/22/18)
<u>3-POINT FG PCT.</u>	.650	SACRAMENTO STATE (1/3/19)
	.538	at Northern Colorado (1/12/19)
<u>FREE THROWS MADE</u>	28	GEORGIA STATE (11/9/18)
	25	at Montana State (2/2/19)
<u>FREE THROWS ATT.</u>	43	GEORGIA STATE (11/9/18)
	33	PORTLAND STATE (1/5/19)
<u>FREE THROW PCT.</u>	.900	at Arizona (12/19/18)
	.875	at Sacramento State (3/9/19)
<u>REBOUNDS</u>	43	Two times
	42	vs. Weber State (3/15/19)
<u>ASSISTS</u>	23	Two times
	22	at Sacramento State (3/9/19)
<u>STEALS</u>	11	Three times
<u>BLOCKED SHOTS</u>	10	COLLEGE OF IDAHO (12/3/18)
	5	Five times
<u>TURNOVERS</u>	6	at Idaho (1/19/19)
	6	vs. Weber State (1/26/19)
	7	vs. North Dakota State (12/17/18)
	7	vs. Weber State (3/15/19)
<u>FOULS</u>	26	at Southern Utah (12/31/18)
	24	Five times

TEAM GAME LOWS - MONTANA

<u>POINTS</u>	42	at Arizona (12/19/18)
	51	at UC Irvine (12/8/18)
	55	vs. Michigan (3/21/19)
	60	vs. North Dakota State (12/17/18)
	66	vs. Northern Arizona (3/4/19)
<u>FGS MADE</u>	14	at Arizona (12/19/18)
	18	at UC Irvine (12/8/18)
<u>FGS ATT.</u>	46	vs. Miami (Ohio) (11/17/18)
	47	at Creighton (11/28/18)
<u>FG PCT.</u>	.269	at Arizona (12/19/18)
	.333	vs. Michigan (3/21/19)
<u>3-POINT FGS MADE</u>	4	Two times
	5	Six times
<u>3-POINT FGS ATT.</u>	13	Three times
	17	Three times
<u>3-POINT FG PCT.</u>	.200	GEORGIA STATE (11/9/18)
	.208	PORTLAND STATE (1/5/19)
<u>FREE THROWS MADE</u>	4	at Idaho State (2/16/19)
	5	Two times
<u>FREE THROWS ATT.</u>	6	at Idaho State (2/16/19)
	8	vs. Montana State (2/23/19)
<u>FREE THROW PCT.</u>	.529	vs. Northern Colorado (2/25/19)
	.538	COLLEGE OF IDAHO (12/3/18)
<u>REBOUNDS</u>	20	at Creighton (11/28/18)
	22	vs. Miami (Ohio) (11/17/18)
<u>ASSISTS</u>	8	at UC Irvine (12/8/18)
	8	at Arizona (12/19/18)
<u>STEALS</u>	2	Two times
	3	vs. North Dakota State (12/17/18)
<u>BLOCKED SHOTS</u>	0	vs. Miami (Ohio) (11/17/18)
	0	at Eastern Washington (1/10/19)
<u>TURNOVERS</u>	19	SACRAMENTO STATE (1/3/19)
	18	at UC Irvine (12/8/18)
<u>FOULS</u>	8	COLLEGE OF IDAHO (12/3/18)
	12	vs. Northern Arizona (3/4/19)



MONTANA BASKETBALL



INDIVIDUAL GAME HIGHS - MONTANA

POINTS

29	PRIDGETT, Sayeed at Weber State (2/14/19)
28	PRIDGETT, Sayeed at Portland State (3/7/19)
28	RORIE, Ahmaad vs. Weber State (3/15/19)
26	PRIDGETT, Sayeed at Northern Colorado (1/12/19)
25	<i>Two times</i>

FIELD GOALS MADE

12	PRIDGETT, Sayeed at Portland State (3/7/19)
11	PRIDGETT, Sayeed at Weber State (2/14/19)
11	PRIDGETT, Sayeed at Idaho State (2/16/19)
10	<i>Seven times</i>

FIELD GOAL PERCENTAGE (MIN. 5 MAKES)

1.000 (5-5)	MANUEL, Kendal vs. Montana Tech (11/12/18)
.909 (10-11)	OGUINE, Michael vs. Incarnate Word (11/16/18)
.909 (10-11)	PRIDGETT, Sayeed at Northern Colorado (1/12/19)
.889 (8-9)	PRIDGETT, Sayeed vs. Incarnate Word (11/16/18)
.889 (8-9)	PRIDGETT, Sayeed vs. Idaho (2/7/19)
.889 (8-9)	PRIDGETT, Sayeed vs. Sacramento State (3/14/19)

THREE-POINT FIELD GOALS MADE

6	DORSEY, Donaven vs. Northern Colorado (2/25/19)
6	MANUEL, Kendal at Idaho State (2/16/19)
5	<i>Three times</i>

FREE THROWS MADE

10	OGUINE, Michael vs. Georgia State (11/9/18)
10	MANUEL, Kendal vs. Portland State (1/5/19)
8	AKOH, Jamar vs. Georgia State (11/9/18)

REBOUNDS

18	AKOH, Jamar vs. Sacramento State (1/3/19)
17	AKOH, Jamar vs. Idaho State (1/24/19)
16	PRIDGETT, Sayeed at Weber State (2/14/19)

ASSISTS

9	RORIE, Ahmaad vs. Idaho State (1/24/19)
8	RORIE, Ahmaad vs. Montana State (2/23/19)
7	<i>Six times</i>

STEALS

5	PRIDGETT, Sayeed at Creighton (11/28/18)
5	AKOH, Jamar at Northern Colorado (1/12/19)
5	AKOH, Jamar vs. Idaho (2/7/19)

BLOCKED SHOTS

3	<i>Five times</i>
---	-------------------

MINUTES PLAYED

40	RORIE, Ahmaad vs. Northern Colorado (2/25/19)
39	<i>Five times</i>
38	<i>Nine times</i>

INDIVIDUAL GAME HIGHS - OPPONENTS

POINTS

33	DAUM, Mike, South Dakota State (12/22/18)
30	HARDING, Jerrick, Weber State (2/14/19)
30	GRAVES, Marcus, Sacramento State (3/14/19)
30	SIMONDS, D'Marcus, Georgia State (11/9/18)
28	WOODS, Holland, Portland State (1/5/19)

FIELD GOALS MADE

11	GRAVES, Marcus, Sacramento State (3/14/19)
11	SIMONDS, D'Marcus, Georgia State (11/9/18)
10	ALLEN, Trevon, Idaho (1/19/19)
10	HALL, Tyler, Montana State (2/2/19)

FIELD GOAL PERCENTAGE (MIN. 5 MAKES)

.857 (6-7)	PATTON, Joshua, Sacramento State (3/9/19)
.833 (5-6)	GLENN, Montae, Georgia Southern (11/18/18)
.833 (5-6)	KING, Tevin, South Dakota State (12/22/18)
.833 (5-6)	KIRBY, Devin, Montana State (2/2/19)
.750 (6-8)	PEATLING, Mason, Eastern Washington (1/10/19)

THREE-POINT FIELD GOALS MADE

5	<i>Five times</i>
4	<i>Nine times</i>

FREE THROWS MADE

13	DAUM, Mike, South Dakota State (12/22/18)
13	WOODS, Holland, Portland State (1/5/19)
11	HARDING, Jerrick, Weber State (2/14/19)

REBOUNDS

16	CHAPMAN, Brekkott, Weber State (1/26/19)
15	DAUM, Mike, South Dakota State (12/22/18)
15	HUNT, Jesse, Eastern Washington (1/10/19)

ASSISTS

10	FREY, Harald, Montana State (2/2/19)
10	MATTHEWS, Charles, Michigan (3/21/19)
6	<i>Two times</i>

STEALS

4	CARTWRIGHT, Robert, UC Irvine (12/8/18)
4	GRAVES, Marcus, Sacramento State (1/3/19)
4	WOODS, Holland, Portland State (3/7/19)

BLOCKED SHOTS

4	AIKEN, Kim, Eastern Washington (3/16/19)
3	<i>Three times</i>



MONTANA BASKETBALL



Game #1

Nov. 6, 2019
Stanford, Calif.



73 Griz 62

Montana 62 • 0-1

#	Player	Total		3-Ptr		Rebounds			PF	TP	A	TO	Blk	Stl	Min
		FG-FGA	FG-FGA	FT-FTA	FT-FTA	Off	Def	Tot							
00	Kyle Owens	r	1-3	0-2	1-2	0	0	0	3	3	0	0	0	0	18
23	Mack Anderson	r	0-3	0-0	0-0	0	1	1	3	0	0	0	1	0	13
01	Kendal Manuel	g	2-8	2-5	1-2	2	3	5	1	7	0	4	0	0	27
03	Josh Vazquez	g	4-11	2-7	1-2	0	5	5	1	11	1	3	0	1	37
04	Sayed Pridgett	g	8-13	0-1	1-1	0	10	10	1	17	6	6	2	3	39
01	Timmy Falls		0-2	0-1	0-0	0	3	3	0	0	2	3	0	0	19
10	Eddy Egun		3-6	2-3	1-2	0	1	1	1	9	0	0	0	1	19
35	Derrick Carter-Holli		5-6	1-1	4-5	3	3	6	3	15	0	1	1	1	28
Team						0	0	0							
Totals			23-52	7-20	9-14	5	26	31	13	62	9	17	4	6	200

FG % 1st Half: 11-25 44.0% 2nd half: 12-27 44.4% Game: 23-52 44.2% Deadball
3FG % 1st Half: 3-10 30.0% 2nd half: 4-10 40.0% Game: 7-20 35.0% Rebounds
FT % 1st Half: 3-5 60.0% 2nd half: 6-9 66.7% Game: 9-14 64.3% 2

Stanford 73 • 1-0

#	Player	Total		3-Ptr		Rebounds			PF	TP	A	TO	Blk	Stl	Min
		FG-FGA	FG-FGA	FT-FTA	FT-FTA	Off	Def	Tot							
13	Oscar Da Silva	r	7-10	1-2	6-6	0	4	4	2	21	1	3	1	3	24
32	Lukas Kisunas	r	1-2	0-0	1-1	1	2	3	0	3	0	0	1	0	16
01	Daejon Davis	g	1-5	0-0	0-0	0	2	2	2	2	4	1	0	5	33
02	Bryce Wills	g	4-6	0-0	3-4	0	3	3	4	11	4	2	1	1	31
03	Tyrell Terry	g	5-12	1-3	2-2	0	4	4	2	13	4	1	0	3	28
04	Isaac White		2-4	2-4	0-0	0	1	1	0	6	0	0	0	0	12
11	Jaiden Delaire		3-5	0-2	0-0	0	2	2	0	6	0	1	0	1	19
14	Spencer Jones		3-7	3-6	0-0	0	3	3	1	9	0	1	1	0	23
15	Rodney Herenton		0-0	0-0	0-0	0	0	0	1	0	0	0	0	0	2
22	James Keefe		1-3	0-0	0-0	0	1	1	0	2	0	0	1	0	12
Team						0	4	4							
Totals			27-54	7-17	12-13	1	26	27	12	73	13	10	5	13	200

FG % 1st Half: 10-22 45.5% 2nd half: 17-32 53.1% Game: 27-54 50.0% Deadball
3FG % 1st Half: 3-6 50.0% 2nd half: 4-11 36.4% Game: 7-17 41.2% Rebounds
FT % 1st Half: 7-8 87.5% 2nd half: 5-5 100.0% Game: 12-13 92.3% 1

Officials: Kelly Pfeifer, David Hall, Randy McCall
Technical fouls: Montana-None. Stanford-None.
Attendance:

Score by periods	1st	2nd	Total
Montana	28	34	62
Stanford	30	43	73

Game #2

Nov. 10, 2019
Missoula, Mont.

Griz 64



50

MSU Northern 50 • 2-0

#	Player	Total		3-Ptr		Rebounds			PF	TP	A	TO	Blk	Stl	Min
		FG-FGA	FG-FGA	FT-FTA	FT-FTA	Off	Def	Tot							
02	Gio Jackson		0-2	0-2	0-0	0	1	1	4	0	2	3	0	0	16
03	David Harris		0-5	0-2	0-0	0	1	1	1	0	1	1	0	0	16
11	Mascio McCadney		6-16	2-7	0-0	1	4	5	1	14	1	1	0	1	29
12	Adam Huse		4-8	1-4	0-0	1	0	1	0	9	2	2	0	0	38
20	Jesse Keltner		2-3	0-1	2-2	0	5	5	3	6	0	3	0	0	18
22	Kavon Bey		6-12	1-4	2-2	0	8	8	2	15	2	4	3	1	31
24	Devin Bray		2-6	2-4	0-0	1	4	5	1	6	0	3	0	2	25
30	James Fry		0-0	0-0	0-0	1	0	1	0	0	0	0	0	0	6
32	TJ Reynolds		0-1	0-1	0-0	0	0	0	0	0	0	0	0	0	2
50	Cedric Crutchfield		0-0	0-0	0-0	1	2	3	1	0	1	1	1	0	19
Team						0	0	0							
Totals			20-53	6-25	4-4	5	25	30	13	50	9	18	4	4	200

FG % 1st Half: 12-23 52.2% 2nd half: 8-30 26.7% Game: 20-53 37.7% Deadball
3FG % 1st Half: 4-11 36.4% 2nd half: 2-14 14.3% Game: 6-25 24.0% Rebounds
FT % 1st Half: 4-4 100.0 2nd half: 0-0 0.0% Game: 4-4 100.0 2

Montana 64 • 1-1

#	Player	Total		3-Ptr		Rebounds			PF	TP	A	TO	Blk	Stl	Min
		FG-FGA	FG-FGA	FT-FTA	FT-FTA	Off	Def	Tot							
00	Kyle Owens	r	5-8	1-3	0-0	2	3	5	3	11	1	2	1	0	30
23	Mack Anderson	r	1-4	0-0	1-2	3	3	6	1	3	0	1	0	1	19
02	Kendal Manuel	g	3-10	1-6	1-2	1	2	3	1	8	2	2	1	1	32
03	Josh Vazquez	g	1-4	0-2	0-0	0	4	4	0	2	2	2	0	1	36
04	Sayed Pridgett	g	13-20	0-1	4-4	1	4	5	2	30	4	1	0	2	37
01	Timmy Falls		1-5	0-0	2-2	0	2	2	0	4	1	0	1	1	12
10	Eddy Egun		0-5	0-2	0-0	0	3	3	1	0	0	0	1	1	18
35	Derrick Carter-Holli		3-4	0-0	0-0	1	2	3	0	6	1	1	1	0	16
Team						0	0	0							
Totals			27-60	2-14	8-10	8	23	31	8	64	11	9	5	7	200

FG % 1st Half: 14-32 43.8% 2nd half: 13-28 46.4% Game: 27-60 45.0% Deadball
3FG % 1st Half: 1-7 14.3% 2nd half: 1-7 14.3% Game: 2-14 14.3% Rebounds
FT % 1st Half: 1-2 50.0% 2nd half: 7-8 87.5% Game: 8-10 80.0% 2,3

Officials: Ray Ames, Jason Horsley, Kevin Brill
Technical fouls: MSU Northern-None. Montana-None.
Attendance: 2927

Score by periods	1st	2nd	Total
MSU Northern	32	18	50
Montana	30	34	64



MONTANA BASKETBALL



GENERAL

Name of School: University of Montana
 Abbreviation: UM
 City/Zip: Missoula, MT 59812
 Founded: Feb. 17, 1893
 Enrollment: 10,644
 Nickname: Grizzlies, Griz
 School Colors: Maroon (PMS 209) & Silver (PMS 8 C)
 Arena Name: Dahlberg Arena (7,322)
 Affiliation: NCAA Division I
 Conference: Big Sky Conference (Inaugural, 1963)
 President: Seth Bodnar
 Athletics Director: Kent Haslam
 Online Tickets: www.griztix.com
 Ticket Office Phone: 1-888-MONTANA

COACHING STAFF

Head Coach: Travis DeCuire
Alma Mater, Year: Montana, 1994
Record at UM: 110-59, 6th Season
Career Record Same
Big Sky Conference Record: 71-21
Office Phone: (406) 243-5334
Twitter: @CoachDeCuire
 Associate Head Coach: Chris Cobb
Alma Mater (Year): Menlo College, 2009
Seasons at UM: 6th Season
 Assistant Coach: Jay Flores
Alma Mater (Year): Chico State, 2012
Seasons at UM: 4th Season
 Assistant Coach: Zach Payne
Alma Mater (Year): Whitworth, 2014
Seasons at UM: 1st Season
 Graduate Manager: Anderson Clarke
 Graduate Manager: Jordan Gregory
 Program Coordinator: Julie Tonkin

HISTORY

First Year of Basketball: 1901-02
 All-Time Record: 1,490-1,249-1 (.544)
 All-Time Big Sky Record: 502-320 (.611)
 All-Time Home Record: 993-408 (.709)
 Record at Dahlberg Arena (Since 1953): 713-247 (.742)
 Big Sky Tournament Titles: 11 (Last: 2019)
 Big Sky Regular-Season Titles: 12 (Last: 2019)
 Big Sky Runners-Up: 10
 NCAA Tournament Berths: 12
 NCAA Tournament Record: 2-13
 Last NCAA Tournament Berth: 2019 (1st Round vs. #2 Michigan)
 Last NCAA Tournament Win: 2006 (87-79 vs. #5 Nevada)
 NIT Berths: 4
 Last NIT Berth: 2015 (1st Round vs. Texas A&M)

TEAM INFORMATION

2018-19 Overall Record: 26-9 (.743)
 2018-19 Big Sky Record: 16-4 (.800)
 2018-19 Home Record: 12-2 (.857)
 2018-19 Away Record: 9-5 (.643)
 2018-19 Neutral-Site Record: 4-2 (.667)
 2018-19 Regular Season Finish: 1st
 Big Sky Tournament Result: 3-0 (1st)
 2018-19 Postseason: NCAA Tournament first round
 Starters Returning/Lost: 1/4
 Letterwinners Returning/Lost: 6/7
 Newcomers: 7
 2018-19 Starts Returning: 25.1%
 2018-19 Minutes Returning: 24.5%
 2018-19 Points Per Game Returning: 40.0%
 2018-19 Rebounds Per Game Returning: 29.9%
 2018-19 Assists Per Game Returning: 39.6%
 2018-19 Steals Per Game Returning: 38.9%
 2018-19 Blocks Per Game Returning: 28.3%



NIC HALLISEY

Director of Communications
 Men's Basketball, Volleyball, Track & Field

Email: nic.hallisey@umontana.edu
 Cell Phone: (970) 231-4789
 Mailing Address: 32 Campus Dr.
 Missoula, MT 59812
 Website: www.GoGriz.com
 Press Row Phone: (406) 243-4281

Services: The UM sports information department will provide rosters, releases and updated statistics prior to every game at Dahlberg Arena. Printed box scores will also be available for media during and immediately following the completion of home games. A complete box score will be emailed to media outlets and competing schools after the conclusion of each match.

Interviews: All player and coach interviews must be made through Nic Hallisey at least one day in advance. Players and coaches are not available prior to games.

Parking: Parking passes will be issued to media upon request. Please request parking from Nic Hallisey.

Photographers: Photographers are limited to the marked areas along sidelines and baselines, in accordance with NCAA guidelines. Photographers will not be allowed in team bench areas or behind the official scorer's table.

Practices: Media is allowed at Griz basketball practice when proper notice has been given. Please contact Nic Hallisey to check practice status (open or closed), as well as time and location.

Postgame: Following a cooling-off period, head coach Travis DeCuire and selected UM basketball players will be available to the media. Interviews are to take place on the Dahlberg Arena floor unless otherwise noted. A member of the UM sports information department will be available to assist in arranging postgame interviews as needed.



Twitter

@MontanaGrizBB #GrizHoops
 @UMGrizzlies #GoGriz



Facebook

@MontanaGrizBB
 @UMGrizzlies



Instagram

@MontanaGrizBasketball
 @UMGrizzlies



YouTube

Griz TV



MONTANA BASKETBALL



TRAVIS DECUIRE

Head Coach | 6th Season | Montana, 1994



Travis DeCure continues to rewrite Montana's record books as he enters his sixth season as head coach in 2019-20. During his first five seasons, the former Griz player has led Montana to four post-season appearances and 20-win seasons, including back-to-back Big Sky Conference regular-season championships, Big Sky tournament titles and NCAA tournament appearances.

Among a string of prominent Montana coaches – including George Dahlberg, Jud Heathcote, Larry Krystkowiak, Mike Montgomery, Stew Morrill, Blaine Taylor and Wayne Tinkle – DeCure is the best in many ways.

DeCure (pronounced: dee-CURE) has won 109 games as head coach of the Grizzlies, more than any Montana coach through his first five seasons. He is

also the only Griz coach to lead Montana to three Big Sky Conference regular-season championships during their career.

On a conference level, he is the fastest Big Sky coach ever to win 50 league games, needing just 69 games to do so, and his current .763 winning percentage ranks third in league history and first among those who have coached more than three seasons. Overall, only two Big Sky coaches have ever averaged more than DeCure's 21.8 wins per season, and both coached three or fewer seasons.

In five seasons, Montana has played in the Big Sky tournament championship game four times, and the team's 52 wins from 2017-18 to 2018-19 are the most ever over a two-year stretch.

In 2018-19, Montana won 26 games, tied for the third-most in school history. During non-conference play, the Grizzlies beat a pair of NCAA tournament teams in Georgia State and North Dakota State, and snapped South Dakota State's nation-leading 26-game home winning streak. After beginning Big Sky Conference play just 3-2, Montana won 16 of its next 18 games to repeat as Big Sky Conference regular-season and tournament champions.

Montana was one of 20 schools nationally to rank in the top 100 for both scoring offense and defense, and was incredibly efficient, making 49.2 percent of its shots (10th in the nation), including 37.6 percent from beyond the arc (38th).

DeCure was tabbed as coach of the year by the Big Sky Conference and NABC (District 6) in 2018, and it's easy to see why. The 2017-18 season was historic on many levels, with the Griz winning 26 games, and like 2018-19, winning Big Sky Conference regular-season and tournament titles and advancing to the NCAA tournament. The team's record included a perfect 14-0 mark on its home court.

The Grizzlies got off to a strong start, posting their first winning non-conference record in

DECUIRE AT A GLANCE

Personal

Hometown: Seattle, Wash.

Wife: Sabrina

Daughters: Brianna (24), Tamia (5)

Education

Montana, 1994

Bachelor's: Business Marketing

Coaching Capsule

Years	School	Position
2014-Pres.	Montana	Head Coach
2012-14	California	Associate Head Coach
2008-12	California	Assistant Coach
2003-08	Old Dominion	Assistant Coach
2001-03	Green River C.C.	Head Coach

Head Coaching Capsule

Year	Overall	BSC	Place	Postseason
2014-15	20-13	14-4	1st	NIT
2015-16	21-12	14-4	2nd	CBI
2016-17	16-16	11-7	5th	BSC Tour.
2017-18	26-8	16-2	1st	NCAA
2018-19	26-9	16-4	1st	NCAA
2019-20	1-1	0-0	--	--
TOTALS	110-59	71-21	--	--



MONTANA BASKETBALL



six seasons, including a signature victory at Pitt of the ACC. Montana then won its first 13 Big Sky games, the third-longest winning streak in school history and the third-longest active streak in the NCAA at the time. The stretch featured a program-record seven consecutive road victories.

Montana used the same starting lineup for all 34 contests, leading to a balanced effort. The Grizzlies led the Big Sky in five statistical categories and ranked in the top three in 14. On defense, the Grizzlies ranked in the top 30 nationally for turnovers forced, steals and turnover margin.

DeCuire has coached six first-team All-Big Sky Conference selections, in addition to two second-team honorees, plus the Big Sky Defensive Player of the Year, Newcomer of the Year (twice) and Big Sky tournament MVP (twice). Over the past two seasons, three players have reached 1,000 career points scored, three of just 34 players in school history to reach the threshold.

Among the greats DeCuire has developed are Ahmaad Rorie and Michael Oguine. Rorie, the 2019 Big Sky Conference tournament MVP, reached 1,500 career points faster than any player in Montana history, doing so in his third season with the program. Oguine was the 2018 tournament MVP and league's top defender, and finished his career ranked in the top 10 for scoring, steals and games started. During DeCuire's first season, Jordan Gregory was a Capital One third-team All-American while Martin Breunig was a two-time first-team All-Big Sky pick who is still enjoying a professional career overseas.

In his first season at the helm of a program with a rich history of success, DeCuire's Griz started the year picked to finish eighth in the conference. Led by Gregory, Montana would go on to defy expectations and win the Big Sky regular-season championship and advance to play Texas A&M in the National Invitational Tournament (NIT). At the time, DeCuire became only the second coach in Montana history to notch 20 victories in his first season – a feat also accomplished by his former coach Blaine Taylor in 1991-92, when DeCuire was a player for the Griz.

In DeCuire's second year, he followed up with another 20-win season and another trip to the Big Sky championship game, this time led by Breunig. DeCuire's Grizzlies would once again advance to the postseason, competing in the first round of the CBI tournament against Nevada, finishing with a 21-12 record. He is the only coach in Montana history to win at least 20 games in each of his first two seasons.

Paced by 10 underclassmen and just two seniors who played significant time, the Grizzlies went 16-16 in 2016-17, earning a first-round bye in the Big Sky tournament. The 2016-17 season was also the second consecutive year in which the Grizzlies posted a team grade-point average above 3.0, earning NABC Team Academic Excellence recognition both seasons.

Prior to returning to his alma mater as head coach, DeCuire spent six seasons (2008-09 through 2013-14) on the University of California coaching staff – including the final four as associate head coach. Regarded as one of the top tutors in the game, DeCuire helped former Montana mentor Mike Montgomery – a member of the National Collegiate Basketball Hall of Fame – transform Cal into one of the winningest programs in the Pac-12 during his time in Berkeley. The Bears reached the

postseason all six years he was on the staff, including the NCAA tournament four times. The Golden Bears boasted 130 wins in his six seasons – the best six-year stretch in school history – winning the 2010 Pac-10 championship. He coached numerous all-conference selections, including conference players of the year Jerome Randle (2010) and Jorge Gutierrez (2012).

DeCuire spent five seasons (2003-04 through 2007-08) as an assistant coach at Old Dominion, under former Griz head coach and player Blaine Taylor. There, he helped the Monarchs to a combined record of 117-53. The mark included 94 wins during his final four seasons – the most in school history over a four-year period. Old Dominion reached the postseason each of those four seasons and advanced to the NCAA tournament in both 2005 and 2007 – winning a school-record 28 contests in 2005. Additionally, the Monarchs reached the NIT semifinals in 2006 and the quarterfinals of the College Basketball Invitational in 2008.

In 16 seasons as an assistant or head coach at the Division-I level, DeCuire is 356-184, a .659 winning percentage.

DeCuire's roots remain in the Seattle area, where he grew up, started his non-profit and broke into the coaching profession. He served as the head coach at both Sammamish High School and Green River Community College. At GRCC, DeCuire took over a last-place program and guided it to a conference championship and its first 20-win season in more than 20 years, earning league coach-of-the-year honors in 2003 – his second season. At Sammamish High School in Bellevue, DeCuire led his team to a pair of conference titles, a state tournament appearance and three consecutive trips to the district tournament.

As a point guard for Montana from 1992-94 DeCuire was named All-Big Sky Conference as a junior and senior. He set a school record, despite playing just three seasons, with 435 career assists – a mark which still stands today. He also established Montana's single-season mark with 199 assists as a senior in 1993-94, when he ranked 12th in the nation, averaging 7.1 assists per game. He was the recipient of the Grizzlies' Carl Dragstedt Award (MVP) as a junior and senior, and received the John Eahart Award (Outstanding Defensive Player) following his senior year. Montana won a pair of Big Sky Conference championships during his Griz career, advancing to the NCAA tournament in 1991 and 1992.

As a freshman at Chaminade-Hawaii, he was a starter and team MVP in 1990. He then transferred to Montana and redshirted in 1991. As a prep, DeCuire starred in the Rainer Valley and at Mercer Island High School, where he was a three-year starter and all-state, team MVP, and a McDonald's All-America honorable mention pick.

He has a strong commitment to community service and founded and acted as president of the Fastbreak Basketball Association – an organization that assists in teaching life lessons and building self-esteem through basketball to more than 500 students in the Seattle-Tacoma area. Additionally, he has extensive experience in counseling at the Echo Glen Children's Center in Snoqualmie, Wash., from 1996-98, and with the Ryther Children's Center in North Seattle, from 1995-97.

DeCuire graduated from Montana in 1994 with a degree in business marketing. He and his wife, Sabrina, have two daughters – Brianna and Tamia.



MONTANA BASKETBALL



O | KYLE OWENS

Freshman | Forward | 6-8/210 | Calabasas, Calif. (Crespi Carmelite H.S.)

MINUTES

Season 30, vs. MSU Northern (11/10/19)
 Career Same

POINTS

Season 11, vs. MSU Northern (11/10/19)
 Career Same

REBOUNDS

Season 5, vs. MSU Northern (11/10/19)
 Career Same

ASSISTS

Season 1, vs. MSU Northern (11/10/19)
 Career Same

BLOCKS

Season 1, vs. MSU Northern (11/10/19)
 Career Same

STEALS

Season
 Career Same

FIELD GOALS

Season 5, vs. MSU Northern (11/10/19)
 Career Same

FIELD-GOAL ATTEMPTS

Season 8, vs. MSU Northern (11/10/19)
 Career Same

THREE-POINTERS

Season 1, vs. MSU Northern (11/10/19)
 Career Same

FREE THROWS

Season 1, at Stanford (11/6/19)
 Career Same

2019-20 GAME-BY-GAME STATISTICS


Date	Opponent	START	MIN	Total		3-Pointers		Free-Throws		Rebounds			PF	A	TO	BLK	STL	PTS	AVG
				FG-FGA	PCT	3FG-FGA	PCT	FT-FTA	PCT	OFF	DEF	TOT							
11/6	at Stanford	*	18	1-3	.333	0-2	.000	1-2	.500	0	0	0	3	0	0	0	0	3	3.0
11/10	MSU Northern	*	30	5-8	.625	1-3	.333	0-0	.000	2	3	5	3	1	2	1	0	11	7.0
11/16	at Arkansas																		
11/18	Montana Tech																		
11/22	Texas Southern																		
11/29	Coppin State																		
12/1	New Mexico																		
12/6	North Dakota																		
12/18	at Oregon																		
12/21	at Omaha																		
12/28	Northern Arizona*																		
12/30	Sacramento State*																		
1/2	at Southern Utah*																		
1/4	at Northern Colorado*																		
1/9	at Eastern Washington*																		
1/13	Portland State*																		
1/18	Idaho*																		
1/23	at Idaho State*																		
1/25	at Weber State*																		
1/30	at Portland State*																		
2/1	Montana State*																		
2/6	Eastern Washington*																		
2/8	at Idaho*																		
2/13	Weber State*																		
2/15	Idaho State*																		
2/22	at Montana State*																		
2/27	at Northern Arizona*																		
2/29	at Sacramento State*																		
3/5	Northern Colorado*																		
3/7	Southern Utah*																		

OWENS' CAREER STATISTICS

SEASON	GP	GS	MIN	AVG	FG	FGA	PCT	3FG	3FGA	PCT	FT	FTA	PCT	OFF	DEF	TOT	AVG	PF	FO	AST	T/O	BLK	STL	PTS	AVG
2019-20	2	2	48	24.0	6	11	.545	1	5	.200	1	2	.500	2	3	5	2.5	6	0	1	2	1	0	14	7.0
TOTAL	2	2	48	24.0	6	11	.545	1	5	.200	1	2	.500	2	3	5	2.5	6	0	1	2	1	0	14	7.0



MONTANA BASKETBALL



1 | TIMMY FALLS

Sophomore | Guard | 6-2/170 | Dublin, Calif. (Dublin H.S.)

MINUTES

 Season 19, at Stanford (11/6/19)
 Career 35, at Sacramento State (3/9/19)

POINTS

 Season 4, vs. MSU Northern (11/10/19)
 Career 16, at Sacramento State (3/9/19)

REBOUNDS

 Season 3, at Stanford (11/6/19)
 Career 6, vs. Weber State (1/26/19)

ASSISTS

 Season 2, at Stanford (11/6/19)
 Career 7, vs. Sacramento State (1/3/19)

BLOCKS

 Season 1, vs. MSU Northern (11/10/19)
 Career 1, on eight occasions

STEALS

 Season 1, vs. MSU Northern (11/10/19)
 Career 4, at Sacramento State (3/9/19)

FIELD GOALS

 Season 1, vs. MSU Northern (11/10/19)
 Career 7, at Sacramento State (3/9/19)

FIELD-GOAL ATTEMPTS

 Season 5, vs. MSU Northern (11/10/19)
 Career 10, vs. Montana Tech (11/12/18)

THREE-POINTERS

 Season
 Career 4, vs. UC Irvine (12/19/17)

FREE THROWS

 Season 2, vs. MSU Northern (11/10/19)
 Career 4, vs. Idaho State (3/3/18)

2019-20 GAME-BY-GAME STATISTICS

Date	Opponent	START	MIN	Total		3-Pointers		Free-Throws		Rebounds			PF	A	TO	BLK	STL	PTS	AVG
				FG-FGA	PCT	3FG-FGA	PCT	FT-FTA	PCT	OFF	DEF	TOT							
11/6	at Stanford		19	0-2	.000	0-1	.000	0-0	.000	0	3	3	0	2	3	0	0	0	0.0
11/10	MSU Northern		12	1-5	.200	0-0	.000	2-2	1.000	0	2	2	0	1	0	1	1	4	2.0
11/16	at Arkansas																		
11/18	Montana Tech																		
11/22	Texas Southern																		
11/29	Coppin State																		
12/1	New Mexico																		
12/6	North Dakota																		
12/18	at Oregon																		
12/21	at Omaha																		
12/28	Northern Arizona*																		
12/30	Sacramento State*																		
1/2	at Southern Utah*																		
1/4	at Northern Colorado*																		
1/9	at Eastern Washington*																		
1/13	Portland State*																		
1/18	Idaho*																		
1/23	at Idaho State*																		
1/25	at Weber State*																		
1/30	at Portland State*																		
2/1	Montana State*																		
2/6	Eastern Washington*																		
2/8	at Idaho*																		
2/13	Weber State*																		
2/15	Idaho State*																		
2/22	at Montana State*																		
2/27	at Northern Arizona*																		
2/29	at Sacramento State*																		
3/5	Northern Colorado*																		
3/7	Southern Utah*																		

FALLS' CAREER STATISTICS

SEASON	GP	GS	MIN	AVG	FG	FGA	PCT	3FG	3FGA	PCT	FT	FTA	PCT	OFF	DEF	TOT	AVG	PF	FO	AST	T/O	BLK	STL	PTS	AVG
2017-18	33	0	563	17.1	48	116	.414	22	54	.407	26	36	.722	7	25	32	1.0	78	3	51	41	2	25	144	4.4
2018-19	33	8	664	20.1	51	134	.381	26	75	.347	26	34	.765	6	47	53	1.6	88	3	73	59	6	27	154	4.7
2019-20	2	0	31	15.5	1	7	.143	0	1	.000	2	2	1.000	0	5	5	2.5	0	0	3	3	1	1	4	2.0
TOTAL	68	8	1258	18.5	100	257	.389	48	130	.369	54	72	.750	13	77	90	1.3	166	6	127	103	9	53	302	4.4



MONTANA BASKETBALL



2 | KENDAL MANUEL

RS-Senior | Guard | 6-4/190 | Billings, Mont. (Oregon State/Skyview H.S.)

MINUTES

 Season 32, vs. MSU Northern (11/10/19)
 Career 33, vs. Northern Colorado (2/25/19)

POINTS

 Season 8, vs. MSU Northern (11/10/19)
 Career 20, vs. Northern Colorado (2/25/19)

REBOUNDS

 Season 5, at Stanford (11/6/19)
 Career 6, vs. Idaho (2/7/19)

ASSISTS

 Season 2, vs. MSU Northern (11/10/19)
 Career 2, on five occasions

BLOCKS

 Season 1, vs. MSU Northern (11/10/19)
 Career 1, on 11 occasions

STEALS

 Season 1, vs. MSU Northern (11/10/19)
 Career 2, on two occasions

FIELD GOALS

 Season 3, vs. MSU Northern (11/10/19)
 Career 7, vs. Northern Colorado (2/25/19)

FIELD-GOAL ATTEMPTS

 Season 10, vs. MSU Northern (11/10/19)
 Career 16, vs. Eastern Washington (2/9/19)

THREE-POINTERS

 Season 2, at Stanford (11/6/19)
 Career 6, vs. Northern Colorado (2/25/19)

FREE THROWS

 Season 1, on two occasions
 Career 3, on three occasions

2019-20 GAME-BY-GAME STATISTICS

Date	Opponent	START	MIN	Total		3-Pointers		Free-Throws		Rebounds			PF	A	TO	BLK	STL	PTS	AVG
				FG-FGA	PCT	3FG-FGA	PCT	FT-FTA	PCT	OFF	DEF	TOT							
11/6	at Stanford	*	27	2-8	.250	2-5	.400	1-2	.500	2	3	5	1	0	4	0	0	7	7.0
11/10	MSU Northern	*	32	3-10	.300	1-6	.167	1-2	.500	1	2	3	1	2	2	1	1	8	7.5
11/16	at Arkansas																		
11/18	Montana Tech																		
11/22	Texas Southern																		
11/29	Coppin State																		
12/1	New Mexico																		
12/6	North Dakota																		
12/18	at Oregon																		
12/21	at Omaha																		
12/28	Northern Arizona*																		
12/30	Sacramento State*																		
1/2	at Southern Utah*																		
1/4	at Northern Colorado*																		
1/9	at Eastern Washington*																		
1/13	Portland State*																		
1/18	Idaho*																		
1/23	at Idaho State*																		
1/25	at Weber State*																		
1/30	at Portland State*																		
2/1	Montana State*																		
2/6	Eastern Washington*																		
2/8	at Idaho*																		
2/13	Weber State*																		
2/15	Idaho State*																		
2/22	at Montana State*																		
2/27	at Northern Arizona*																		
2/29	at Sacramento State*																		
3/5	Northern Colorado*																		
3/7	Southern Utah*																		

MANUEL'S CAREER STATISTICS

SEASON	GP	GS	MIN	AVG	FG	FGA	PCT	3FG	3FGA	PCT	FT	FTA	PCT	OFF	DEF	TOT	AVG	PF	FO	AST	T/O	BLK	STL	PTS	AVG
2016-17*	32	25	923	28.8	86	229	.376	52	135	.385	24	34	.706	13	64	77	2.4	65	0	52	57	2	29	248	7.8
2017-18*	29	0	309	10.7	25	62	.403	14	37	.378	11	18	.611	3	32	35	1.2	27	0	8	13	2	10	75	2.6
2018-19	35	1	675	19.3	93	216	.431	57	135	.422	60	70	.857	11	63	74	2.1	45	0	44	44	2	17	303	8.7
2019-20	2	2	59	29.5	5	18	.278	3	11	.273	2	4	.500	3	5	8	4.0	2	0	2	6	1	1	15	7.5
UM TOTAL	37	3	734	19.8	98	234	.419	60	146	.411	62	74	.838	14	68	82	2.2	47	0	46	50	3	18	318	8.6
DI TOTAL	98	28	1966	20.1	209	525	.398	126	318	.396	97	126	.770	30	164	194	2.0	139	0	106	120	7	57	641	6.5

* Stats are from career at Oregon State



MONTANA BASKETBALL



3 | JOSH VAZQUEZ

Freshman | Guard | 6-3/170 | Torrance, Calif. (Bishop Montgomery H.S.)

MINUTES

 Season 37, at Stanford (11/6/19)
 Career Same

POINTS

 Season 11, at Stanford (11/6/19)
 Career Same

REBOUNDS

 Season 5, at Stanford (11/6/19)
 Career Same

ASSISTS

 Season 2, vs. MSU Northern (11/10/19)
 Career Same

BLOCKS

 Season
 Career

STEALS

 Season 1, on two occasions
 Career Same

FIELD GOALS

 Season 4, at Stanford (11/6/19)
 Career Same

FIELD-GOAL ATTEMPTS

 Season 11, at Stanford (11/6/19)
 Career Same

THREE-POINTERS

 Season 2, at Stanford (11/6/19)
 Career Same

FREE THROWS

 Season 1, at Stanford (11/6/19)
 Career Same

2019-20 GAME-BY-GAME STATISTICS


Date	Opponent	START	MIN	Total		3-Pointers		Free-Throws		Rebounds			PF	A	TO	BLK	STL	PTS	AVG
				FG-FGA	PCT	3FG-FGA	PCT	FT-FTA	PCT	OFF	DEF	TOT							
11/6	at Stanford	*	37	4-11	.364	2-7	.286	1-2	.500	0	5	5	1	1	3	0	1	11	11.0
11/10	MSU Northern	*	36	1-4	.250	0-2	.000	0-0	.000	0	4	4	0	2	2	0	1	2	6.5
11/16	at Arkansas																		
11/18	Montana Tech																		
11/22	Texas Southern																		
11/29	Coppin State																		
12/1	New Mexico																		
12/6	North Dakota																		
12/18	at Oregon																		
12/21	at Omaha																		
12/28	Northern Arizona*																		
12/30	Sacramento State*																		
1/2	at Southern Utah*																		
1/4	at Northern Colorado*																		
1/9	at Eastern Washington*																		
1/13	Portland State*																		
1/18	Idaho*																		
1/23	at Idaho State*																		
1/25	at Weber State*																		
1/30	at Portland State*																		
2/1	Montana State*																		
2/6	Eastern Washington*																		
2/8	at Idaho*																		
2/13	Weber State*																		
2/15	Idaho State*																		
2/22	at Montana State*																		
2/27	at Northern Arizona*																		
2/29	at Sacramento State*																		
3/5	Northern Colorado*																		
3/7	Southern Utah*																		

VAZQUEZ'S CAREER STATISTICS

SEASON	GP	GS	MIN	AVG	FG	FGA	PCT	3FG	3FGA	PCT	FT	FTA	PCT	OFF	DEF	TOT	AVG	PF	FO	AST	T/O	BLK	STL	PTS	AVG
2019-20	2	2	73	36.5	5	15	.333	2	9	.222	1	2	.500	0	9	9	4.5	1	0	3	5	0	2	13	6.5
TOTAL	2	2	73	36.5	5	15	.333	2	9	.222	1	2	.500	0	9	9	4.5	1	0	3	5	0	2	13	6.5



MONTANA BASKETBALL



4 | SAYEED PRIDGETT

Senior | Guard | 6-5/201 | Oakland, Calif. (El Cerrito H.S.)

MINUTES

Season 39, at Stanford (11/6/19)
 Career 39, on two occasions

POINTS

Season 30, vs. MSU Northern (11/10/19)
 Career Same

REBOUNDS

Season 10, at Stanford (11/6/19)
 Career 16, at Weber State (2/14/19)

ASSISTS

Season 6, at Stanford (11/6/19)
 Career Same

BLOCKS

Season 2, at Stanford (11/6/19)
 Career 3, on three occasions

STEALS

Season 3, at Stanford (11/6/19)
 Career 5, at Creighton (11/28/18)

FIELD GOALS

Season 13, vs. MSU Northern (11/10/19)
 Career Same

FIELD-GOAL ATTEMPTS

Season 20, vs. MSU Northern (11/10/19)
 Career Same

THREE-POINTERS

Season
 Career 4, on two occasions

FREE THROWS

Season 4, vs. MSU Northern (11/10/19)
 Career 6, vs. Weber State (1/26/19)

2019-20 GAME-BY-GAME STATISTICS

Date	Opponent	START	MIN	Total		3-Pointers		Free-Throws		Rebounds			PF	A	TO	BLK	STL	PTS	AVG
				FG-FGA	PCT	3FG-FGA	PCT	FT-FTA	PCT	OFF	DEF	TOT							
11/6	at Stanford	*	39	8-13	.615	0-1	.000	1-1	1.000	0	10	10	1	6	6	2	3	17	17.0
11/10	MSU Northern	*	37	13-20	.650	0-1	.000	4-4	1.000	1	4	5	2	4	1	0	2	30	23.5
11/16	at Arkansas																		
11/18	Montana Tech																		
11/22	Texas Southern																		
11/29	Coppin State																		
12/1	New Mexico																		
12/6	North Dakota																		
12/18	at Oregon																		
12/21	at Omaha																		
12/28	Northern Arizona*																		
12/30	Sacramento State*																		
1/2	at Southern Utah*																		
1/4	at Northern Colorado*																		
1/9	at Eastern Washington*																		
1/13	Portland State*																		
1/18	Idaho*																		
1/23	at Idaho State*																		
1/25	at Weber State*																		
1/30	at Portland State*																		
2/1	Montana State*																		
2/6	Eastern Washington*																		
2/8	at Idaho*																		
2/13	Weber State*																		
2/15	Idaho State*																		
2/22	at Montana State*																		
2/27	at Northern Arizona*																		
2/29	at Sacramento State*																		
3/5	Northern Colorado*																		
3/7	Southern Utah*																		

PRIDGETT'S CAREER STATISTICS

SEASON	GP	GS	MIN	AVG	FG	FGA	PCT	3FG	3FGA	PCT	FT	FTA	PCT	OFF	DEF	TOT	AVG	PF	FO	AST	T/O	BLK	STL	PTS	AVG
2016-17	31	11	606	19.5	99	189	.524	1	10	.100	52	66	.788	33	88	121	3.9	79	0	44	45	16	11	251	8.1
2017-18	34	0	770	22.6	122	264	.462	3	16	.188	40	61	.656	35	111	146	4.3	102	2	44	65	14	41	287	8.4
2018-19	35	35	1035	29.6	230	380	.605	19	41	.463	49	86	.570	46	126	172	4.9	98	2	78	85	17	44	528	15.1
2019-20	2	2	76	38.0	21	33	.636	0	2	.000	5	5	1.000	1	14	15	7.5	3	0	10	7	2	5	47	23.5
TOTAL	102	48	2487	24.4	472	866	.545	23	69	.333	146	218	.670	115	339	454	4.5	282	4	176	202	49	101	1113	10.9



MONTANA BASKETBALL



5 | NASEEM GASKIN

RS-Freshman | Guard | 6-4/185 | Oakland, Calif. (Utah/Bishop O'Dowd H.S.)

MINUTES

 Season
 Career

STEALS

 Season
 Career

POINTS

 Season
 Career

FIELD GOALS

 Season
 Career

REBOUNDS

 Season
 Career

FIELD-GOAL ATTEMPTS

 Season
 Career

ASSISTS

 Season
 Career

THREE-POINTERS

 Season
 Career

BLOCKS

 Season
 Career

FREE THROWS

 Season
 Career

2019-20 GAME-BY-GAME STATISTICS

Date	Opponent	START	MIN	Total		3-Pointers		Free-Throws		Rebounds			PF	A	TO	BLK	STL	PTS	AVG
				FG-FGA	PCT	3FG-FGA	PCT	FT-FTA	PCT	OFF	DEF	TOT							
11/6	at Stanford																		
11/10	MSU Northern																		
11/16	at Arkansas																		
11/18	Montana Tech																		
11/22	Texas Southern																		
11/29	Coppin State																		
12/1	New Mexico																		
12/6	North Dakota																		
12/18	at Oregon																		
12/21	at Omaha																		
12/28	Northern Arizona*																		
12/30	Sacramento State*																		
1/2	at Southern Utah*																		
1/4	at Northern Colorado*																		
1/9	at Eastern Washington*																		
1/13	Portland State*																		
1/18	Idaho*																		
1/23	at Idaho State*																		
1/25	at Weber State*																		
1/30	at Portland State*																		
2/1	Montana State*																		
2/6	Eastern Washington*																		
2/8	at Idaho*																		
2/13	Weber State*																		
2/15	Idaho State*																		
2/22	at Montana State*																		
2/27	at Northern Arizona*																		
2/29	at Sacramento State*																		
3/5	Northern Colorado*																		
3/7	Southern Utah*																		

GASKIN'S CAREER STATISTICS

SEASON	GP	GS	MIN	AVG	FG	FGA	PCT	3FG	3FGA	PCT	FT	FTA	PCT	OFF	DEF	TOT	AVG	PF	FO	AST	T/O	BLK	STL	PTS	AVG
2018-19	Did Not Play - Redshirt Season at Utah																								
2019-20	0	0	0	0.0	0	0	---	0	0	---	0	0	---	0	0	0	0.0	0	0	0	0	0	0	0	0.0
TOTAL	0	0	0	0.0	0	0	---	0	0	---	0	0	---	0	0	0	0.0	0	0	0	0	0	0	0	0.0

Did Not Play - Redshirt Season at Utah



MONTANA BASKETBALL



10 | EDDY EGUN

RS-Freshman | Guard | 6-4/198 | Woodland Hills, Calif. (El Camino Real H.S.)

MINUTES

 Season 19, at Stanford (11/6/19)
 Career Same

POINTS

 Season 9, at Stanford (11/6/19)
 Career Same

REBOUNDS

 Season 3, vs. MSU Northern (11/10/19)
 Career Same

ASSISTS

 Season
 Career

BLOCKS

 Season 1, vs. MSU Northern (11/10/19)
 Career Same

STEALS

 Season 1, on two occasions
 Career Same

FIELD GOALS

 Season 3, at Stanford (11/6/19)
 Career Same

FIELD-GOAL ATTEMPTS

 Season 6, at Stanford (11/6/19)
 Career Same

THREE-POINTERS

 Season 2, at Stanford (11/6/19)
 Career Same

FREE THROWS

 Season 1, at Stanford (11/6/19)
 Career Same

2019-20 GAME-BY-GAME STATISTICS


Date	Opponent	START	MIN	Total		3-Pointers		Free-Throws		Rebounds			PF	A	TO	BLK	STL	PTS	AVG
				FG-FGA	PCT	3FG-FGA	PCT	FT-FTA	PCT	OFF	DEF	TOT							
11/6	at Stanford		19	3-6	.500	2-3	.667	1-2	.500	0	1	1	1	0	0	0	1	9	9.0
11/10	MSU Northern		18	0-5	.000	0-2	.000	0-0	.000	0	3	3	1	0	0	1	1	0	4.5
11/16	at Arkansas																		
11/18	Montana Tech																		
11/22	Texas Southern																		
11/29	Coppin State																		
12/1	New Mexico																		
12/6	North Dakota																		
12/18	at Oregon																		
12/21	at Omaha																		
12/28	Northern Arizona*																		
12/30	Sacramento State*																		
1/2	at Southern Utah*																		
1/4	at Northern Colorado*																		
1/9	at Eastern Washington*																		
1/13	Portland State*																		
1/18	Idaho*																		
1/23	at Idaho State*																		
1/25	at Weber State*																		
1/30	at Portland State*																		
2/1	Montana State*																		
2/6	Eastern Washington*																		
2/8	at Idaho*																		
2/13	Weber State*																		
2/15	Idaho State*																		
2/22	at Montana State*																		
2/27	at Northern Arizona*																		
2/29	at Sacramento State*																		
3/5	Northern Colorado*																		
3/7	Southern Utah*																		

EGUN'S CAREER STATISTICS

SEASON	GP	GS	MIN	AVG	FG	FGA	PCT	3FG	3FGA	PCT	FT	FTA	PCT	OFF	DEF	TOT	AVG	PF	FO	AST	T/O	BLK	STL	PTS	AVG
2018-19																									
Did Not Play - Redshirt Season																									
2019-20	2	0	37	18.5	3	11	.273	2	5	.400	1	2	.500	0	4	4	2.0	2	0	0	0	1	2	9	4.5
TOTAL	2	0	37	18.5	3	11	.273	2	5	.400	1	2	.500	0	4	4	2.0	2	0	0	0	1	2	9	4.5



MONTANA BASKETBALL



13 | JETT BRIGENO

Freshman | Guard | 6-4/180 | Kent, Wash. (Kentridge H.S.)

MINUTES

 Season
 Career

STEALS

 Season
 Career

POINTS

 Season
 Career

FIELD GOALS

 Season
 Career

REBOUNDS

 Season
 Career

FIELD-GOAL ATTEMPTS

 Season
 Career

ASSISTS

 Season
 Career

THREE-POINTERS

 Season
 Career

BLOCKS

 Season
 Career

FREE THROWS

 Season
 Career

2019-20 GAME-BY-GAME STATISTICS

Date	Opponent	START	MIN	Total		3-Pointers		Free-Throws		Rebounds			PF	A	TO	BLK	STL	PTS	AVG
				FG-FGA	PCT	3FG-FGA	PCT	FT-FTA	PCT	OFF	DEF	TOT							
11/6	at Stanford																		
11/10	MSU Northern																		
11/16	at Arkansas																		
11/18	Montana Tech																		
11/22	Texas Southern																		
11/29	Coppin State																		
12/1	New Mexico																		
12/6	North Dakota																		
12/18	at Oregon																		
12/21	at Omaha																		
12/28	Northern Arizona*																		
12/30	Sacramento State*																		
1/2	at Southern Utah*																		
1/4	at Northern Colorado*																		
1/9	at Eastern Washington*																		
1/13	Portland State*																		
1/18	Idaho*																		
1/23	at Idaho State*																		
1/25	at Weber State*																		
1/30	at Portland State*																		
2/1	Montana State*																		
2/6	Eastern Washington*																		
2/8	at Idaho*																		
2/13	Weber State*																		
2/15	Idaho State*																		
2/22	at Montana State*																		
2/27	at Northern Arizona*																		
2/29	at Sacramento State*																		
3/5	Northern Colorado*																		
3/7	Southern Utah*																		

BRIGENO'S CAREER STATISTICS

SEASON	GP	GS	MIN	AVG	FG	FGA	PCT	3FG	3FGA	PCT	FT	FTA	PCT	OFF	DEF	TOT	AVG	PF	FO	AST	T/O	BLK	STL	PTS	AVG
2019-20	0	0	0	0.0	0	0	---	0	0	---	0	0	---	0	0	0	0.0	0	0	0	0	0	0	0	0.0
TOTAL	0	0	0	0.0	0	0	---	0	0	---	0	0	---	0	0	0	0.0	0	0	0	0	0	0	0	0.0



MONTANA BASKETBALL



22 | YAGIZHAN SELCUK

Sophomore | Forward | 6-8/233 | Istanbul, Turkey (Towson/Phelps School (PA))

MINUTES

 Season
 Career 13, vs. North Dakota State (11/18/18)

STEALS

 Season
 Career

POINTS

 Season
 Career 5, vs. Florida Atlantic (11/17/18)

FIELD GOALS

 Season
 Career 2, vs. Florida Atlantic (11/17/18)

REBOUNDS

 Season
 Career 2, at Virginia (11/6/18)

FIELD-GOAL ATTEMPTS

 Season
 Career 3, vs. Florida Atlantic (11/17/18)

ASSISTS

 Season
 Career 1, vs. North Dakota State (11/18/18)

THREE-POINTERS

 Season
 Career

BLOCKS

 Season
 Career

FREE THROWS

 Season
 Career 2, vs. North Dakota State (11/18/18)

2019-20 GAME-BY-GAME STATISTICS

Date	Opponent	START	MIN	Total		3-Pointers		Free-Throws		Rebounds			PF	A	TO	BLK	STL	PTS	AVG
				FG-FGA	PCT	3FG-FGA	PCT	FT-FTA	PCT	OFF	DEF	TOT							
11/6	at Stanford																		
11/10	MSU Northern																		
11/16	at Arkansas																		
11/18	Montana Tech																		
11/22	Texas Southern																		
11/29	Coppin State																		
12/1	New Mexico																		
12/6	North Dakota																		
12/18	at Oregon																		
12/21	at Omaha																		
12/28	Northern Arizona*																		
12/30	Sacramento State*																		
1/2	at Southern Utah*																		
1/4	at Northern Colorado*																		
1/9	at Eastern Washington*																		
1/13	Portland State*																		
1/18	Idaho*																		
1/23	at Idaho State*																		
1/25	at Weber State*																		
1/30	at Portland State*																		
2/1	Montana State*																		
2/6	Eastern Washington*																		
2/8	at Idaho*																		
2/13	Weber State*																		
2/15	Idaho State*																		
2/22	at Montana State*																		
2/27	at Northern Arizona*																		
2/29	at Sacramento State*																		
3/5	Northern Colorado*																		
3/7	Southern Utah*																		

SELCUK'S CAREER STATISTICS

SEASON	GP	GS	MIN	AVG	FG	FGA	PCT	3FG	3FGA	PCT	FT	FTA	PCT	OFF	DEF	TOT	AVG	PF	FO	AST	T/O	BLK	STL	PTS	AVG
2018-19*	5	0	30	6.0	3	8	.375	0	1	.000	3	3	1.000	1	3	4	0.8	1	0	1	1	0	0	9	1.8
2019-20	0	0	0	0.0	0	0	---	0	0	---	0	0	---	0	0	0	0.0	0	0	0	0	0	0	0	0.0
UM TOTAL	49	49	1318	26.9	246	427	.576	1	5	.200	174	270	.644	128	228	356	7.3	157	5	63	96	28	60	667	13.6
DI TOTAL	5	0	30	6.0	3	8	.375	0	1	.000	3	3	1.000	1	3	4	0.8	1	0	1	1	0	0	9	1.8

* Stats are from career at Towson



MONTANA BASKETBALL



23 | MACK ANDERSON

Sophomore | Forward | 6-9/207 | Bozeman, Mont. (Bozeman H.S.)

MINUTES

 Season 19, vs. MSU Northern (11/10/19)
 Career 22, at Idaho State (2/16/19)

POINTS

 Season 3, vs. MSU Northern (11/10/19)
 Career 12, at Idaho State (2/16/19)

REBOUNDS

 Season 6, vs. MSU Northern (11/10/19)
 Career Same

ASSISTS

 Season
 Career 1, on five occasions

BLOCKS

 Season 1, at Stanford (11/6/19)
 Career 3, vs. College of Idaho (12/3/18)

STEALS

 Season 1, vs. MSU Northern (11/10/19)
 Career 1, on three occasions

FIELD GOALS

 Season 1, vs. MSU Northern (11/10/19)
 Career 6, at Idaho State (2/16/19)

FIELD-GOAL ATTEMPTS

 Season 4, vs. MSU Northern (11/10/19)
 Career 8, at Idaho State (2/16/19)

THREE-POINTERS

 Season
 Career

FREE THROWS

 Season 1, vs. MSU Northern (11/10/19)
 Career 1, on seven occasions

2019-20 GAME-BY-GAME STATISTICS

Date	Opponent	START	MIN	Total		3-Pointers		Free-Throws		Rebounds			PF	A	TO	BLK	STL	PTS	AVG
				FG-FGA	PCT	3FG-FGA	PCT	FT-FTA	PCT	OFF	DEF	TOT							
11/6	at Stanford	*	13	0-3	.000	0-0	.000	0-0	.000	0	1	1	3	0	0	1	0	0	0.0
11/10	MSU Northern	*	19	1-4	.250	0-0	.000	1-2	.500	3	3	6	1	0	1	0	1	3	1.5
11/16	at Arkansas																		
11/18	Montana Tech																		
11/22	Texas Southern																		
11/29	Coppin State																		
12/1	New Mexico																		
12/6	North Dakota																		
12/18	at Oregon																		
12/21	at Omaha																		
12/28	Northern Arizona*																		
12/30	Sacramento State*																		
1/2	at Southern Utah*																		
1/4	at Northern Colorado*																		
1/9	at Eastern Washington*																		
1/13	Portland State*																		
1/18	Idaho*																		
1/23	at Idaho State*																		
1/25	at Weber State*																		
1/30	at Portland State*																		
2/1	Montana State*																		
2/6	Eastern Washington*																		
2/8	at Idaho*																		
2/13	Weber State*																		
2/15	Idaho State*																		
2/22	at Montana State*																		
2/27	at Northern Arizona*																		
2/29	at Sacramento State*																		
3/5	Northern Colorado*																		
3/7	Southern Utah*																		

ANDERSON'S CAREER STATISTICS

SEASON	GP	GS	MIN	AVG	FG	FGA	PCT	3FG	3FGA	PCT	FT	FTA	PCT	OFF	DEF	TOT	AVG	PF	FO	AST	T/O	BLK	STL	PTS	AVG
2018-19	28	0	239	8.5	27	41	.659	0	0	.000	9	20	.450	10	35	45	1.6	53	2	6	17	5	1	63	2.3
2019-20	2	2	32	16.0	1	7	.143	0	0	.000	1	2	.500	3	4	7	3.5	4	0	0	1	1	1	3	1.5
TOTAL	30	2	271	9.0	28	48	.583	0	0	.000	10	22	.455	13	39	52	1.7	57	2	6	18	6	2	66	2.2



MONTANA BASKETBALL



24 | FREDDY BROWN III

Sophomore | Guard | 6-2/172 | Seattle, Wash. (Nathan Hale H.S.)

MINUTES

 Season
 Career 6, vs. Idaho (2/7/19)

STEALS

 Season
 Career

POINTS

 Season
 Career 6, vs. Idaho (2/7/19)

FIELD GOALS

 Season
 Career 1, on five occasions

REBOUNDS

 Season 2, vs. Weber State (3/16/19)
 Career

FIELD-GOAL ATTEMPTS

 Season
 Career 2, on three occasions

ASSISTS

 Season
 Career

THREE-POINTERS

 Season
 Career 1, on four occasions

BLOCKS

 Season
 Career

FREE THROWS

 Season
 Career 3, vs. Idaho (2/7/19)

2019-20 GAME-BY-GAME STATISTICS

Date	Opponent	START	MIN	Total		3-Pointers		Free-Throws		Rebounds			PF	A	TO	BLK	STL	PTS	AVG
				FG-FGA	PCT	3FG-FGA	PCT	FT-FTA	PCT	OFF	DEF	TOT							
11/6	at Stanford																		
11/10	MSU Northern																		
11/16	at Arkansas																		
11/18	Montana Tech																		
11/22	Texas Southern																		
11/29	Coppin State																		
12/1	New Mexico																		
12/6	North Dakota																		
12/18	at Oregon																		
12/21	at Omaha																		
12/28	Northern Arizona*																		
12/30	Sacramento State*																		
1/2	at Southern Utah*																		
1/4	at Northern Colorado*																		
1/9	at Eastern Washington*																		
1/13	Portland State*																		
1/18	Idaho*																		
1/23	at Idaho State*																		
1/25	at Weber State*																		
1/30	at Portland State*																		
2/1	Montana State*																		
2/6	Eastern Washington*																		
2/8	at Idaho*																		
2/13	Weber State*																		
2/15	Idaho State*																		
2/22	at Montana State*																		
2/27	at Northern Arizona*																		
2/29	at Sacramento State*																		
3/5	Northern Colorado*																		
3/7	Southern Utah*																		

BROWN'S CAREER STATISTICS

SEASON	GP	GS	MIN	AVG	FG	FGA	PCT	3FG	3FGA	PCT	FT	FTA	PCT	OFF	DEF	TOT	AVG	PF	FO	AST	T/O	BLK	STL	PTS	AVG
2018-19	15	0	32	2.1	5	13	.385	4	8	.500	3	4	.750	3	2	5	0.3	3	0	1	2	0	0	17	1.1
2019-20	0	0	0	0.0	0	0	---	0	0	---	0	0	---	0	0	0	0.0	0	0	0	0	0	0	0	0.0
TOTAL	15	0	32	2.1	5	13	.385	4	8	.500	3	4	.750	3	2	5	0.3	3	0	1	2	0	0	17	1.1



MONTANA BASKETBALL



31 | MICHAEL STEADMAN

Senior | Forward | 6-10/231 | Union City, Calif. (San José State/James Logan H.S.)

MINUTES

 Season
 Career 45, vs. Air Force (1/26/19)

STEALS

 Season
 Career 1, on four occasions

POINTS

 Season
 Career 24, vs. Air Force (1/26/19)

FIELD GOALS

 Season
 Career 10, on two occasions

REBOUNDS

 Season
 Career 17, at Air Force (2/23/19)

FIELD-GOAL ATTEMPTS

 Season
 Career 20, vs. New Mexico (2/26/19)

ASSISTS

 Season
 Career 4, vs. San Diego State (2/2/19)

THREE-POINTERS

 Season
 Career 1, on four occasions

BLOCKS

 Season
 Career 4, vs. Southern Utah (11/10/18)

FREE THROWS

 Season
 Career 9, vs. Southern Utah (11/10/18)

2019-20 GAME-BY-GAME STATISTICS

Date	Opponent	START	MIN	Total		3-Pointers		Free-Throws		Rebounds			PF	A	TO	BLK	STL	PTS	AVG
				FG-FGA	PCT	3FG-FGA	PCT	FT-FTA	PCT	OFF	DEF	TOT							
11/6	at Stanford																		
11/10	MSU Northern																		
11/16	at Arkansas																		
11/18	Montana Tech																		
11/22	Texas Southern																		
11/29	Coppin State																		
12/1	New Mexico																		
12/6	North Dakota																		
12/18	at Oregon																		
12/21	at Omaha																		
12/28	Northern Arizona*																		
12/30	Sacramento State*																		
1/2	at Southern Utah*																		
1/4	at Northern Colorado*																		
1/9	at Eastern Washington*																		
1/13	Portland State*																		
1/18	Idaho*																		
1/23	at Idaho State*																		
1/25	at Weber State*																		
1/30	at Portland State*																		
2/1	Montana State*																		
2/6	Eastern Washington*																		
2/8	at Idaho*																		
2/13	Weber State*																		
2/15	Idaho State*																		
2/22	at Montana State*																		
2/27	at Northern Arizona*																		
2/29	at Sacramento State*																		
3/5	Northern Colorado*																		
3/7	Southern Utah*																		


STEADMAN'S CAREER STATISTICS

SEASON	GP	GS	MIN	AVG	FG	FGA	PCT	3FG	3FGA	PCT	FT	FTA	PCT	OFF	DEF	TOT	AVG	PF	FO	AST	T/O	BLK	STL	PTS	AVG
2016-17																									
2017-18																									
2018-19*	31	29	945	30.5	169	350	.483	5	22	.227	65	106	.613	72	192	264	8.5	76	0	27	75	14	4	408	13.2
2019-20	0	0	0	0.0	0	0	---	0	0	---	0	0	---	0	0	0	0.0	0	0	0	0	0	0	0	0.0
UM TOTAL	0	0	0	0.0	0	0	---	0	0	---	0	0	---	0	0	0	0.0	0	0	0	0	0	0	0	0.0
DI TOTAL	31	29	945	30.5	169	350	.483	5	22	.227	65	106	.613	72	192	264	8.5	76	0	27	75	14	4	408	13.2

* Stats are from career at San José State



MONTANA BASKETBALL



32 | PETER JONES

RS-Sophomore | Forward | 6-8/210 | Seattle Wash. (O'Dea H.S.)

MINUTES

 Season
 Career 3, vs. Montana Tech (11/12/18)

STEALS

 Season
 Career

POINTS

 Season
 Career

FIELD GOALS

 Season
 Career

REBOUNDS

 Season
 Career 1, on three occasions

FIELD-GOAL ATTEMPTS

 Season
 Career

ASSISTS

 Season
 Career

THREE-POINTERS

 Season
 Career

BLOCKS

 Season
 Career

FREE THROWS

 Season
 Career

2019-20 GAME-BY-GAME STATISTICS

Date	Opponent	START	MIN	Total		3-Pointers		Free-Throws		Rebounds			PF	A	TO	BLK	STL	PTS	AVG
				FG-FGA	PCT	3FG-FGA	PCT	FT-FTA	PCT	OFF	DEF	TOT							
11/6	at Stanford																		
11/10	MSU Northern																		
11/16	at Arkansas																		
11/18	Montana Tech																		
11/22	Texas Southern																		
11/29	Coppin State																		
12/1	New Mexico																		
12/6	North Dakota																		
12/18	at Oregon																		
12/21	at Omaha																		
12/28	Northern Arizona*																		
12/30	Sacramento State*																		
1/2	at Southern Utah*																		
1/4	at Northern Colorado*																		
1/9	at Eastern Washington*																		
1/13	Portland State*																		
1/18	Idaho*																		
1/23	at Idaho State*																		
1/25	at Weber State*																		
1/30	at Portland State*																		
2/1	Montana State*																		
2/6	Eastern Washington*																		
2/8	at Idaho*																		
2/13	Weber State*																		
2/15	Idaho State*																		
2/22	at Montana State*																		
2/27	at Northern Arizona*																		
2/29	at Sacramento State*																		
3/5	Northern Colorado*																		
3/7	Southern Utah*																		

JONES' CAREER STATISTICS

SEASON	GP	GS	MIN	AVG	FG	FGA	PCT	3FG	3FGA	PCT	FT	FTA	PCT	OFF	DEF	TOT	AVG	PF	FO	AST	T/O	BLK	STL	PTS	AVG
2017-18																									
Did Not Play - Redshirt Season																									
2018-19	6	0	7	1.2	0	0	.000	0	0	.000	0	0	.000	0	3	3	0.5	1	0	0	0	0	0	0	0.0
2019-20	0	0	0	0.0	0	0	---	0	0	---	0	0	---	0	0	0	0.0	0	0	0	0	0	0	0	0.0
TOTAL	6	0	7	1.2	0	0	.000	0	0	.000	0	0	.000	0	3	3	0.5	1	0	0	0	0	0	0	0.0



MONTANA BASKETBALL



33 | JARED SAMUELSON

Senior | Forward | 6-7/215 | Billings, Mont. (Rocky Mountain College/Billings West H.S.)

MINUTES

 Season
 Career 24, on two occasions

STEALS

 Season
 Career 2, on three occasions

POINTS

 Season
 Career 20, at Northern Arizona (2/11/17)

FIELD GOALS

 Season
 Career 7, on two occasions

REBOUNDS

 Season
 Career 5, vs. Sacramento State (2/16/17)

FIELD-GOAL ATTEMPTS

 Season
 Career 11, vs. Wyoming (11/14/16)

ASSISTS

 Season
 Career 2, vs. Pepperdine (12/22/16)

THREE-POINTERS

 Season
 Career 1, at Wyoming (12/10/16)

BLOCKS

 Season
 Career 2, on two occasions

FREE THROWS

 Season
 Career 6, at Northern Arizona (2/11/17)

2019-20 GAME-BY-GAME STATISTICS

Date	Opponent	START	MIN	Total		3-Pointers		Free-Throws		Rebounds			PF	A	TO	BLK	STL	PTS	AVG
				FG-FGA	PCT	3FG-FGA	PCT	FT-FTA	PCT	OFF	DEF	TOT							
11/6	at Stanford																		
11/10	MSU Northern																		
11/16	at Arkansas																		
11/18	Montana Tech																		
11/22	Texas Southern																		
11/29	Coppin State																		
12/1	New Mexico																		
12/6	North Dakota																		
12/18	at Oregon																		
12/21	at Omaha																		
12/28	Northern Arizona*																		
12/30	Sacramento State*																		
1/2	at Southern Utah*																		
1/4	at Northern Colorado*																		
1/9	at Eastern Washington*																		
1/13	Portland State*																		
1/18	Idaho*																		
1/23	at Idaho State*																		
1/25	at Weber State*																		
1/30	at Portland State*																		
2/1	Montana State*																		
2/6	Eastern Washington*																		
2/8	at Idaho*																		
2/13	Weber State*																		
2/15	Idaho State*																		
2/22	at Montana State*																		
2/27	at Northern Arizona*																		
2/29	at Sacramento State*																		
3/5	Northern Colorado*																		
3/7	Southern Utah*																		

SAMUELSON'S CAREER STATISTICS

SEASON	GP	GS	MIN	AVG	FG	FGA	PCT	3FG	3FGA	PCT	FT	FTA	PCT	OFF	DEF	TOT	AVG	PF	FO	AST	T/O	BLK	STL	PTS	AVG
2015-16																									
Did Not Play - Redshirt Season																									
2016-17	32	1	367	11.5	65	114	.570	1	3	.333	33	49	.673	30	46	76	2.4	55	1	11	21	11	10	164	5.1
2017-18																									
Played at Rocky Mountain College (NAIA)																									
2018-19																									
Played at Rocky Mountain College (NAIA)																									
2019-20	0	0	0	0.0	0	0	---	0	0	---	0	0	---	0	0	0	0.0	0	0	0	0	0	0	0	0.0
TOTAL	32	1	367	11.5	65	114	.570	1	3	.333	33	49	.673	30	46	76	2.4	55	1	11	21	11	10	164	5.1



MONTANA BASKETBALL



35 | DERRICK CARTER-HOLLINGER

Freshman | Forward | 6-5/207 | El Cajon, Calif. (Foothills Christian H.S.)

MINUTES

Season 28, at Stanford (11/6/19)
 Career Same

STEALS

Season 1, at Stanford (11/6/19)
 Career Same

POINTS

Season 15, at Stanford (11/6/19)
 Career Same

FIELD GOALS

Season 5, at Stanford (11/6/19)
 Career Same

REBOUNDS

Season 6, at Stanford (11/6/19)
 Career Same

FIELD-GOAL ATTEMPTS

Season 6, at Stanford (11/6/19)
 Career Same

ASSISTS

Season 1, vs. MSU Northern (11/10/19)
 Career Same

THREE-POINTERS

Season 1, at Stanford (11/6/19)
 Career Same

BLOCKS

Season 1, on two occasions
 Career Same

FREE THROWS

Season 4, at Stanford (11/6/19)
 Career Same

2019-20 GAME-BY-GAME STATISTICS

Date	Opponent	START	MIN	Total		3-Pointers		Free-Throws		Rebounds			PF	A	TO	BLK	STL	PTS	AVG
				FG-FGA	PCT	3FG-FGA	PCT	FT-FTA	PCT	OFF	DEF	TOT							
11/6	at Stanford		28	5-6	.833	1-1	1.000	4-5	.800	3	3	6	3	0	1	1	1	15	15.0
11/10	MSU Northern		16	3-4	.750	0-0	.000	0-0	.000	1	2	3	0	1	1	1	0	6	10.5
11/16	at Arkansas																		
11/18	Montana Tech																		
11/22	Texas Southern																		
11/29	Coppin State																		
12/1	New Mexico																		
12/6	North Dakota																		
12/18	at Oregon																		
12/21	at Omaha																		
12/28	Northern Arizona*																		
12/30	Sacramento State*																		
1/2	at Southern Utah*																		
1/4	at Northern Colorado*																		
1/9	at Eastern Washington*																		
1/13	Portland State*																		
1/18	Idaho*																		
1/23	at Idaho State*																		
1/25	at Weber State*																		
1/30	at Portland State*																		
2/1	Montana State*																		
2/6	Eastern Washington*																		
2/8	at Idaho*																		
2/13	Weber State*																		
2/15	Idaho State*																		
2/22	at Montana State*																		
2/27	at Northern Arizona*																		
2/29	at Sacramento State*																		
3/5	Northern Colorado*																		
3/7	Southern Utah*																		

CARTER-HOLLINGER'S CAREER STATISTICS

SEASON	GP	GS	MIN	AVG	FG	FGA	PCT	3FG	3FGA	PCT	FT	FTA	PCT	OFF	DEF	TOT	AVG	PF	FO	AST	T/O	BLK	STL	PTS	AVG
2019-20	2	0	44	22.0	8	10	.800	1	1	1.000	4	5	.800	4	5	9	4.5	3	0	1	2	2	1	21	10.5
TOTAL	2	0	44	22.0	8	10	.800	1	1	1.000	4	5	.800	4	5	9	4.5	3	0	1	2	2	1	21	10.5

