



AUSTIN PEAY

GOVERNORS BASKETBALL | 13-TIME OHIO VALLEY CONFERENCE CHAMPION | 2019 OVC PRESEASON PLAYER OF THE YEAR



COLBY WILSON
BASKETBALL CONTACT
E: wilsonrc@apsu.edu
P: 615-604-3803

2019-20 GAME NOTES | THE ARKANSAS GAME

AUSTIN PEAY (3-3, 0-0) at ARKANSAS (7-0, 0-0)
DECEMBER 3, 2019 ■ BUD WALTON ARENA ■ FAYETTEVILLE, ARK.

THE MATCHUP



AUSTIN PEAY

2019-20 RECORD

3-3 ■ 0-0 OVC

LAST GAME

November 25, 2019
W, 92-66 vs. SC State
in Clarksville

HEAD COACH

Matt Figger
Eastern Kentucky (1995)
44-29 ■ 3rd season at APSU
44-29 ■ 3 career seasons

LEADERS

Terry Taylor
■ 23.3 ppg, 9.2 rpg,
1.8 bpg, 56.4 FG%

Jordyn Adams
■ 15.5 ppg, 3.8 rpg,
46.3 FG%, 69.7 FT%

Antwan Butler
■ 8.2 ppg, 4.8 apg
41.0 FG%, 76.5 FT%



ARKANSAS

2019-20 RECORD

7-0 ■ 0-0 SEC

LAST GAME

November 30, 2019
W, 66-60 vs. NKU
in Fayetteville

HEAD COACH

Eric Musselman
San Diego (1987)
7-0 ■ 1st season at Ark
123-34 ■ 5 career seasons

LEADERS

Mason Jones
■ 18.5 ppg, 5.7 rpg,
50.0 FG%, 91.9 FT%

Isaiah Joe
■ 15.7 ppg, 4.4 rpg,
3.1 apg, 80.0 FT%

Jimmy Whitt Jr.
■ 14.3 ppg, 6.0 rpg
53.8 FG%, 66.7 FT%

FASTBREAK

- For the third time in four years, Austin Peay State University men's basketball team will make the trek to northwest Arkansas to visit the Razorbacks, 7 p.m., Tuesday.
- The last time two-time OVC Freshman of the Week Jordyn Adams squared off against an SEC foe, he torched Vanderbilt for 25 points, which helped earn his first weekly honor from the league in 2019.
- Only four rostered players remain from a year ago, with only two—Terry Taylor and Antwan Butler—seeing significant playing time. Of the other two, Matheus Silveira played just seven games before being shelved and Eli Abaev missed the entire season before returning to represent the USA at the 2019 European Maccabi Games in Budapest.
- Two of the newcomers come to Austin Peay with Division I experience. All-SWAC standout Reginald Gee averaged 13.0 points in 2018-19 as a combo guard for Alabama State, while Evan Hinson was the rarely-seen two-sport standout at South Carolina, seeing plenty of action on the hardwood while Figger was still patrolling the sidelines in garnet and gray.
- What remains is the largest freshman class Austin Peay has boasted since 2011-12, which was a class that included former El Salvadoran pro Chris Freeman and three redshirts. Seven true freshmen on roster is a number unheard of in recent Austin Peay history.
- First-year head coach Eric Musselman, late of Nevada, also was head coach of the Golden State Warriors from 2002-04 and Sacramento Kings from 2006-07.
- Razorback graduate transfer Jimmy Whitt Jr. is the rare player to use his grad year to make a homecoming; he played at Arkansas in 2015-16 before transferring to SMU and is now back in Fayetteville.
- Arkansas is among the nation's top-10 in scoring defense, field goal percentage defense, three-point field goal defense, steals and turnovers forced.

SCHEDULE

DATE	OPPONENT	TIME
Nov. 5	Oakland City	W, 110-67
Nov. 9	at Western Kentucky	L, 75-97
Vanderbilt Invitational (Campus Sites)		
Nov. 16	at Tulsa	L, 65-72
Nov. 20	at Vanderbilt	L, 72-90
Nov. 23	Southeastern Louisiana	W, 81-60
Nov. 25	South Carolina State	W, 92-66
Dec. 3	at Arkansas	7 p.m.
Dec. 7	North Florida	4 p.m.
Dec. 12	at West Virginia	6 p.m.
Dec. 17	McKendree	7 p.m.
St. Pete Shootout (Eckerd College)		
Dec. 21	Duquesne	1:30 p.m.
Dec. 22	Alabama State	TBA
Dec. 30	at Georgia	6 p.m.
Jan. 2	Southeast Missouri •	8 p.m.
Jan. 4	UT Martin •	4 p.m.
Jan. 9	at Tennessee Tech •	6 p.m.
Jan. 11	at Jacksonville State •	4 p.m.
Jan. 16	at Southeast Missouri •	7:15 p.m.
Jan. 18	at UT Martin •	4 p.m.
Jan. 23	Tennessee State •	8 p.m.
Jan. 25	Belmont •	4 p.m.
Jan. 30	SIU Edwardsville •	8 p.m.
Feb. 1	Eastern Illinois •	4 p.m.
Feb. 6	at Tennessee State •	7:30 p.m.
Feb. 8	at Belmont •	5 p.m.
Feb. 13	Murray State •	8 p.m.
Feb. 15	Eastern Kentucky •	4 p.m.
Feb. 20	at SIU Edwardsville •	8 p.m.
Feb. 22	at Eastern Illinois •	3:15 p.m.
Feb. 27	Morehead State •	8 p.m.
Feb. 29	at Murray State •	7 p.m.
OVC Basketball Championship Evansville, Ind.		
March 4	First Round	TBA
March 5	Quarterfinals	TBA
March 6	Semifinals	TBA
March 7	Championship	TBA

• OVC Game

INSIDE THE SERIES

The Series: Fifth meeting in a series which dates back to 1983

Series Streak: Arkansas has won all four previous meetings, including the last three in Fayetteville.

Last Meeting: Arkansas won, 76-65, Dec. 28, 2018 in Fayetteville.

AUSTIN PEAY PROBABLE STARTERS



#4

Antwan Butler

Pts	8.2
Reb	3.3
Ast	4.8
FG%	41%
FT%	77%



#5

Jordyn Adams

Pts	15.5
Reb	3.8
Ast	1.8
FG%	46%
FT%	70%



#21

Terry Taylor

Pts	23.3
Reb	9.2
Blk	1.8
Stl	1.7
FG%	56%



#14

Eli Abaev

Pts	7.0
Reb	7.5
Blk	1.2
FG%	50%
FT%	67%



#0

Evan Hinson

Pts	3.8
Reb	2.6
Ast	1.0
FG%	26%
3FG%	26%

TODAY'S BROADCASTS

ipTV: SECNetwork Plus

Play-by-Play: Brett Dolan

Analyst: Kikko Haydar

RADIO • GOVS SPORTS NETWORK (104.1 FM)

Play-by-Play: Scott Chase

Analyst: Van Stokes

GOVS ON THE WEB

LIVE STATISTICS

PeayStats.com

LIVE AUDIO

<http://player.listenlive.co/41591/>

LIVE VIDEO

WatchESPN



LETSGOPEAY.COM



/LETSGOPEAY



@LETSGOPEAY



@LETSGOPEAY

**WHAT YOU SHOULD KNOW**

There is stingy defending, and then there is what Arkansas has done through seven games in 2019-20: 51.4 opponent scoring average, 35.5 opposing field goal percentage and 17.9 percent from three. The Razorbacks didn't allow an opponent to score 50 until the season's fourth game (when Texas Southern reached 51) and still haven't allowed more than 61 points or better than 41.5 percent from the floor or 33.3 percent from three through seven games.

Isaiah Joe, a potential lottery pick in next summer's NBA Draft, gets plenty of headlines, befitting his standing on the Jerry West Award Watch List and spot as preseason All-SEC second team; he's lived up to it, averaging 15.7 points and 4.4 rebounds with a team-high 22 assists, but it's been junior Mason Jones who leads the way in scoring at 18.5 per night; he's also hitting 50.0 percent from the floor and pulling down 5.7 rebounds per night, in addition to his team-high 16 steals.

DEEPER MEANINGS

WHAT A WIN WOULD MEAN: Would be Austin Peay's home win in five tries against the Razorbacks... would be Austin Peay's first road win in 2019-20... would snap an eight-game losing streak to SEC foes and be Austin Peay's first win against an SEC squad since Dec. 10, 2012 (at Tennessee).

WHAT A LOSS WOULD MEAN: Would be Austin Peay's fifth straight loss to Arkansas and ninth straight against the SEC... would be Austin Peay's sixth straight road loss dating back to last season... would make the Govs 0-4 to start the road slate for the third time in four seasons.

LAST TIME VERSUS ARKANSAS

The Govs gave the Bulldogs all they could handle at Bud Walton last season before succumbing in a 76-65 affair in Fayetteville. While Austin Peay's three-point shooting (16.0 percent, 4-for-25) was its Achilles' Heel, the Govs actually trailed but just a point heading into halftime, thanks to stingy defense and an influx of offense from senior Steve Harris; he would lead three Govs in double-digit scoring with 15 points.

VS. 2019-20 OPPONENTS**GOVS ALL-TIME****Non-Conference**

Alabama State	0-0
Arkansas	0-4
Duquesne	0-0
Georgia	0-0
McKendree	1-0
North Florida	1-1
Oakland City	10-0
South Carolina State	1-0
Southeastern Louisiana	1-0
Tulsa	0-1
Vanderbilt	2-17
West Virginia	0-0
Western Kentucky	14-41

Conference

Belmont	31-19
Eastern Illinois	33-18
Eastern Kentucky	63-53
Jacksonville State	21-6
Morehead State	55-56
Murray State	43-89
SIU Edwardsville	11-4
Southeast Missouri	38-22
Tennessee State	47-30
Tennessee Tech	70-74
UT Martin	75-31

VS. 2019-20 OPPONENTS**MATT FIGGER ALL-TIME****Non-Conference**

Alabama State	0-0
Arkansas	0-1
Duquesne	0-0
Georgia	0-0
McKendree	0-0
North Florida	0-0
Oakland City	3-0
South Carolina State	1-0
Southeastern Louisiana	1-0
Tulsa	0-1
Vanderbilt	0-2
West Virginia	0-0
Western Kentucky	0-2

Conference

Belmont	0-4
Eastern Illinois	4-1
Eastern Kentucky	2-1
Jacksonville State	3-0
Morehead State	4-0
Murray State	0-4
SIU Edwardsville	4-0
Southeast Missouri	4-0
Tennessee State	1-1
Tennessee Tech	1-2
UT Martin	4-0

TALE OF THE TAPE...

	APSU		ARKANSAS	
	Overall	OVC	Overall	SEC
Scoring Offense	82.5		72.6	
Scoring Defense	75.3		51.4	
Field Goal %	47.0		44.1	
FG% defense	45.0		35.5	
Three-Point Field Goal %	33.1		25.6	
3G% Defense	34.8		17.9	
Free-throw %	71.7		77.5	
Rebounds per game	37.7		35.0	
Rebound margin	+2.7		-0.9	
Assists per game	15.0		13.1	
Turnover Average	13.8		12.6	
Steals per game	8.0		11.0	
Blocks per game	4.8		4.7	



NUMERICAL ROSTER

NO.	NAME	POS.	HT.	WT.	CL.	EXP.	HOMETOWN/PREVIOUS SCHOOL(S)
0	Evan Hinson	G/F	6-4	235	Sr.	TR	Deltona, Fla. (South Carolina)
1	Carlos Paez	G	5-10	180	Fr.	HS	Naguanagua, Venezuela (Sunrise Chistian Acad.)
2	Codey Bates	G	6-2	195	Fr.	HS	Memphis, Tenn. (Southwind HS)
3	Devon McCain	G	6-3	190	Fr.	HS	Silsbee, Tex. (Silsbee HS)
4	Antwuan Butler	G	6-0	195	So.	1L	Philadelphia, Pa. (Cardinal O'Hara HS)
5	Jordyn Adams	G	6-3	200	Fr.	HS	Beaumont, Tex. (Silsbee HS)
10	Pavle Djurisc	F	6-8	225	Fr.	HS	Podgorica, Montenegro (Calusa Prep)
11	Sita Conteh	F	6-8	195	Jr.	TR	Bronx, N.Y. (Williston State College)
12	Reginald Gee	G	6-3	220	Gr.	TR	Houston, Tex. (Alabama State)
14	Eli Abaev	G/F	6-8	210	R-Jr.	RS	Deerfield Beach, Fla. (Eastern Florida State CC)
21	Terry Taylor	F	6-5	230	Jr.	2L	Bowling Green, Ky. (Bowling Green HS)
22	Alec Woodard	G	6-2	200	Fr.	HS	Rutledge, Ga. (Morgan County HS)
24	Matheus Silveira	C	7-0	240	So.	1L	Tres Pontas, Brazil (Calusa Prep)
41	Sam DeVault	F	6-10	220	Fr.	HS	Evansville, Ind. (Memorial HS)

ALPHABETICAL

NO.	NAME	POS.
14	Eli Abaev	G/F
5	Jordyn Adams	G
2	Codey Bates	G
4	Antwuan Butler	G
11	Sita Conteh	F
41	Sam DeVault	F
10	Pavle Djurisc	F
12	Reginald Gee	G
0	Evan Hinson	G/F
3	Devon McCain	G
1	Carlos Paez	G
24	Matheus Silveira	C
21	Terry Taylor	F
22	Alec Woodard	G

PRONUNCIATION GUIDE

Players

Eli Abaev	uh-bye-ev
Antwuan Butler	like "Antoine"
Sita Conteh	SEE-tuh conn-TAY
Pavle Djurisc	pahv-lay JUUR-ii-sitch
Carlos Paez	pie-EZZ
Matheus Silveira	muh-tay-us seel-ver-uh

Coaches

Sergio Rouco	ro-CO
Treis Huggins	trace

COACHING & SUPPORT STAFF

NAME	POSITION	SEASON AT APSU	ALMA MATER, YEAR
Matt Figger	Head Coach	Third season	Eastern Kentucky, 1995
Darryl Dora	Assistant coach	First season	Texas Tech, 2007
Nikita Johnson	Assistant coach	First season	West Georgia, 1989
Sergio Rouco	Assistant coach	Third season	Nova Southeastern, 1987
Joe Cronn	Director of Ops / S&C Coach	Third season	Kansas State, 2006
Treis Huggins	Video Coordinator	Third season	South Carolina, 2017
Joni Johnson	Head Athletic Trainer	29th season	Evansville, 1991
Jake Freeze	Graduate Assistant	Second season	South Carolina, 2017
Daniel Feck	Graduate Assistant	First season	Marshall, 2019
Addison Hollin	Graduate Assistant	First season	Western Kentucky, 2017
Vincent Vetrone	Graduate Assistant	First season	Rutgers, 2019
Clinton Ham	Special Assistant	Third season	Austin Peay, 2012

QUICK FACTS

UNIVERSITY

Name of School.....Austin Peay State University
 Location Clarksville, TN 37040
 Founded 1927
 Enrollment 10,463
 President..... Alisa White
 Alma Mater, Year..... Lee University, 1980
 Athletics Director Gerald Harrison
 Alma Mater, Year..... Tennessee, 2001
 School Colors..... Red and White
 Nickname..... Governors
 Affiliations NCAA Division I
 Ohio Valley Conference
 Ticket Office Phone 931/221-PEAY (7329)

FACILITY

Arena Name.....Winfield Dunn Center
 Basketball facilityDave Aaron Arena
 Basketball floor Dave Loos Court
 Capacity 7,257

ATHLETIC COMMUNICATIONS

Associate Director Colby Wilson
 Office phone 931/221-6561
 Cell phone 615/604-3803
 Email wilsonrc@apsu.edu
 Director Cody Bush
 Office Phone.....931/221-7561
 Assistant Casey Crigger
 Office Phone.....931/221-6563
 Press Row Phone 931/221-7191
 Mailing Address.....PO Box 4515
 Clarksville, TN 37044
 Website LetsGoPeay.com

MEDIA INFORMATION

Radio Station..... ESPN Clarksville (104.1 FM)
 Contact PersonKatie Gambill
 Phone Number.....931/648-7720
 Play-by-Play Announcer..... Scott Chase
 Analyst Eric Foister

COACHING STAFF

Head Coach Matt Figger
 Alma Mater, Year..... Eastern Kentucky, 1995
 Record at APSU (yrs)..... 44-29 (third year)
 Career Record (yrs)..... 44-29 (third year)
 Office Phone.....931/221-7904
 Assistant Coach..... Darryl Dora
 Alma Mater, year Texas Tech, 2007
 Assistant Coach..... Nikita Johnson
 Alma Mater, year West Georgia, 1989
 Assistant Coach..... Sergio Rouco
 Alma Mater, year Nova Southeastern, 1987
 Director of Operations/Strength Coach..... Joe Cronn
 Alma Mater, year Kansas State, 2006
 Video Coordinator..... Treis Huggins
 Alma Mater, year South Carolina, 2017
 Graduate Assistant Daniel Feck
 Alma Mater, year Marshall, 2019
 Graduate Assistant Jake Freeze
 Alma Mater, year South Carolina, 2017
 Graduate Assistant Addison Hollin
 Alma Mater, year Western Kentucky, 2017
 Graduate Assistant Vinny Vetrone
 Alma Mater, year Rutgers, 2019
 Special Assistant..... Clinton Ham
 Alma Mater, year Austin Peay, 2012
 Athletic Trainer Joni Johnson
 Office Phone.....931/221-6268

TEAM INFORMATION

Overall Record Last Year..... 22-11
 Home | Away | Neutral 13-5 | 5-9 | 1-1
 Conference Record (finish) 12-6/3rd
 Home | Away | Neutral 7-2 | 5-4 | 0-0
 Final ranking last year..... NA
 Letterwinners returning/lost 7/7
 Starters returning/lost 3/2

HISTORY

First Year of Men's Basketball..... 1929
 All-time Record 1191-1084
 Last NCAA Tournament appearance 2016
 Result lost to Kansas, 105-79
 Last Postseason NIT appearance 2007
 Results..... lost to Air Force, 51-75
 Last CollegeInsider.com appearance 2018
 Results..... lost to UIC, 81-83
 Last CBI Tournament appearance 2011
 Results lost to Boise State, 83-90
 Last OVC Tournament appearance 2019
 Results..... lost to Belmont, 67-83

NEW BUSINESS

Including freshman walk-on Codey Bates, that makes 10 new faces for head coach Matt Figger on the 2019-20 roster, including seven true freshmen. Expect youth to be served on one of the nation's youngest rosters; only nine Division I programs have at least seven true freshmen on the roster for 2019-20.

Most true freshmen on roster entering 2019-20 season

- 11 - Navy, TCU, Utah
- 10 - Air Force
- 9 - Georgia, Louisville, Memphis
- 7 - **Austin Peay**, Nebraska, Central Connecticut, Kentucky, Loyola Marymount, Oklahoma, Auburn

* - H/T to Utah's John Vu and Georgia's Mike Mobley for facilitating the compilation of this list.

FOREIGN INVESTING

Four Govs (Sita Conteh, Pavle Djuricic, Carlos Paez and Matheus Silveira) have foreign-bred roots, although Conteh went to high school stateside in the Bronx. The Govs are one of 33 programs with four or more foreign-born players on the roster, and one of 26 hailing from four or more different countries.

Division I schools with four or more international-born players on the roster

- 10 - St. Mary's
- 7 - Loyola Marymount
- 6 - Davidson, Montana State, San Diego, Utah State, Cal Baptist
- 5 - Coastal Carolina, Weber State, Northeastern, Bradley, Colorado, San Francisco, TCU, Cal, Nebraska, Hawai'i, Northwestern State, Santa Clara
- 4 - **Austin Peay**, Chattanooga, Oklahoma, Syracuse, North Dakota, Virginia, Tulane, Oregon, Hofstra, Iona, USF, Texas A&M, Canisius, Richmond

* - H/T to Chattanooga's Jim Horten, Georgia's Mike Mobley and others for facilitating the compilation of this list.

OVC PRESEASON HONORS

PRESEASON ALL-OVC

Jomaru Brown, Eastern Kentucky
 Tevin Brown, Murray State
 Jr. Clay, Tennessee Tech
 Darnell Cowart, Murray State
 Quintin Dove, UT Martin
 Grayson Murphy, Belmont
 Nick Muszynski, Belmont
 Craig Randall II, UT Martin
Terry Taylor, Austin Peay
 Jordan Walker, Morehead State
 Josiah Wallace, Eastern Illinois

OVC Preseason Player of the Year

Terry Taylor, Austin Peay

PRESEASON POLL

	Points
1. Belmont (17 1st place votes)	237
2. Murray State (7)	223
3. Jacksonville State	187
4. Austin Peay	180
5. UT Martin	154
6. Eastern Kentucky	128
7. Eastern Illinois	124
8. Morehead State	113
9. Tennessee State	90
10. SIU Edwardsville	63
11. Southeast Missouri	49
12. Tennessee Tech	36



2019-20 OVC STANDINGS

School	OVC	Overall
Belmont	0-0	5-3
Tennessee State	0-0	5-3
Eastern Illinois	0-0	4-3
Murray State	0-0	4-3
Morehead State	0-0	4-4
Austin Peay	0-0	3-3
Southeast Missouri	0-0	3-4
Eastern Kentucky	0-0	3-4
UT Martin	0-0	3-4
Jacksonville State	0-0	2-4
SIU Edwardsville	0-0	2-6
Tennessee Tech	0-0	2-6

OVC ODDS AND ENDS

ALL OVC CONTESTS SET FOR YEAR TWO ON ESPN+

All member institution games will air on ESPN+ for the 2019-20 season.. As part of the deal, 10 league basketball contests will air on the ESPN family of networks this season, including Austin Peay's Feb. 13 matchup with Murray State

OVC TOURNEY WILL REMAIN IN EVANSVILLE

In early September, the OVC Board of Presidents voted to accept a three-year agreement to keep the Ohio Valley Conference Men's and Women's Basketball Championships at the Ford Center in Evansville, Indiana through the 2023 Championship.

FIVE OVC ALUMS ON OPENING NIGHT NBA ROSTERS

Five former OVC players were on NBA rosters as of opening night: Antonius Cleveland (Dallas/Southeast Missouri), Robert Covington (Minnesota/Tennessee State), Alfonzo McKinnie (Cleveland/Eastern Illinois), Ja Morant (Memphis/Murray State) and Dylan Windler (Cleveland/Belmont).

OVC PLAYERS OF THE WEEK

Week	Player	Newcomer	Freshman
N11	Quintin Dove, UT Martin	Amadou Sylla, Tennessee Tech	Keishawn Davidson, Tennessee Tech
N18	A. Kunkel, Belmont / J. Brown, ECU	Parker Stewart, UT Martin	Jordyn Adams, Austin Peay
N25	Terry Taylor, Austin Peay	P. Stewart, UTM / T. Taylor, ECU	Jordyn Adams, Austin Peay
D02	T. Taylor, APSU / N. Muszynski, Belmont	Parker Stewart, UT Martin	Carlos Paez, Austin Peay
D09			
D16			
D23			
D30			
J06			
J13			
J20			
J27			
F03			
F10			
F17			
F24			
M02			

KNOW YOUR FOE... FINDING OVC OPPONENT INFORMATION

School	SID	Website	Basketball Twitter	Radio Crew
Austin Peay	Colby Wilson	LetsGoPeay.com	@AustinPeayMBB	Scott Chase, Eric Foister
Belmont	Greg Sage	belmontbruins.com	@BelmontMBB	Kevin Ingram, Greg Sage
Eastern Illinois	Rich Moser	EIUPanthers.com	@EIUbasketball	Mike Bradd, Jack Ashmore
Eastern Kentucky	Steve Fohl	EKUSports.com	@EKUHoops	Greg Stotemyer
Jacksonville State	Tyler Brown	JSUGamecockSports.com	@JSU_MBB	Mike Parris
Morehead State	Matt Schabert	msueagles.com	@MSUEaglesMBB	Chuck Mraz
Murray State	Dave Winder	GoRacers.com	@RacersHoops	Neal Bradley, Kenny Roth
SIUE	Joe Pott	siuecougars.com	@SIUEMBB	Joe Pott
Southeast Missouri	Jeff Honza	GoSoutheast.com	@SEMOMBB	Erik Sean
Tennessee State	Ashley Fontenot	TSUTigers.com	@TSUTigersMBB	Greg Pogue, Albert Dawson
Tennessee Tech	Mike Lehman	TTUSports.com	@TTU_Basketball	Roger Ealey, Buddy Pearson
UT Martin	Ryne Rickman	UTMSports.com	@SkyhawkHoops	Tom Britt, Chris Brinkley, John Abel

GOVERNORS GAME NOTES

GAMES WITH 10 or FEWER TURNOVERS (SINGLE-SEASON SINCE 1999-00)

2018-19	13
2006-07	9
2007-08	7
2008-09	7
2000-01	6
2003-04	6
2005-06	4
2016-17	4
2010-11	3
2013-14	3
2019-20	2
1999-00	2
2001-02	2
2002-03	2
2014-15	2
2015-16	2
2017-18	2
2004-05	1
2009-10	1
2012-13	1
2011-12	0

FAB FROSH

Adams and Paez have earned three of the first four OVC Freshman of the Week honors for 2019-20, marking the second time in three seasons a pair of Gov freshman have taken three of the first four honors to start the season (Taylor, Gumm, 2017-18).

ADAMS ON TOP

After a 15-point performance in his first start as a Gov, Jordyn Adams earned his first Ohio Valley Conference Freshman of the Week honor—the first by a Gov since Terry Taylor earned five en route to OVC Freshman of the Year honors in 2017-18. He followed that up with a 25-point performance at Vanderbilt, becoming the first APSU freshman with 25-point night against a Power Five opponent since at least the turn of the century.

STRONG STARTS

Every game Terry Taylor has played in as a Gov has seen him in the starting lineup; no surprise there, as he's been a two-time All-OVC performer. Chart One will track his ascent up the Austin Peay career starts list, while chart two will monitor his place on the consecutive starts list nationally.

Rank.	Player	Seasons	Starts
24.	Fernandez Lockett	2003-08	76
25.	Donald Tivis	1988-91	74
26.	Terry Taylor	2017-19	73
27.	Todd Babington	2004-08	72
28.	Caleb Brown	2007-11	71

Rank.	Player (School)	Consecutive Starts
19.	Jon Williams (Robert Morris)	77
20.	Colbey Ross (Pepperdine)	75
21.	Terry Taylor (Austin Peay)	73
22.	Ako Adams (Rice)	72
23.	Grant Golden (Richmond)	71

STREAKY STARTS

After winning the opener, the Govs have won 10 straight against Oakland City (by

an average of 34.9 ppg), the second-longest active streak against an individual opponent (22, Bethel). The Govs have won four straight home openers and seven of their last eight, have won back-to-back regular-season openers for the first time since 2012-13 and 19 straight games when surrendering less than 70 points.

BOARD MAN GETS PAID

Since CollegeBasketballReference.com began keeping track in 2009-10, 24 OVC players have 200 or more career offensive rebounds. Taylor ranks ninth on that list at 259; chart one below will track his progress up the list, while chart two shows the top-five in active national offensive rebound leaders through their careers.

Rank.	Player (School)	Seasons	ORB
6.	Myles Taylor (UTM)	12-16	289
7.	John Fraley (APSU)	10-12	280
8.	Terry Taylor (APSU)	18-20	268
9.	Jarvis Williams (MUR)	14-15	263
10.	Chad Posthumus (MOR)	13-14	245

Rank.	Player (School)	ORB
1.	Nico Carvacho (Colorado State)	352
2.	Nick Rakocovic (USC)	294
3.	James Dickey (UNCG)	288
4.	Cyril Langevine (Rhode Island)	283
5.	Terry Taylor (APSU)	268

NEW LOOK DUNN

The Dunn Center will have a new-look floor in 2019-20. In a design conceived by the Austin Peay creative team, the

MEDIA INFORMATION

INTERVIEWS: All interview requests should be submitted to the APSU Athletic Communications office. Interviewing a player or coach without the knowledge or presence of an APSU Athletic Communications employee could result in the loss of credential.

HEAD COACH: Head coach Matt Figger typically will be available during the week for interview.

- **PLAYERS:** All interviews with players will take place before or after practice. No interviews will be granted following the shoot-around on the day of a game. Media should request players at least 24 hours in advance. Under no circumstances are basketball players to be contacted directly by the media.
- **PRE-GAME:** Head coach Matt Figger often will be unavailable for interview during game day.
- **POST-GAME:** After a brief cooling period and going on-air for his post-game radio show, APSU head coach Matt Figger will visit with media. Players will meet with media while Figger is at radio; provide a list of names to Colby Wilson or another member of the sports information for post-game interviews.

ON THE WEB: Notes, statistics and schedules on Governors Basketball may be found on the internet at www.LetsGoPeay.com, Austin Peay State University's official athletics Web site. APSU's media guide also is available online only. Information on OVC basketball is accessible on the internet at OVCSports.com.

CREDENTIALS & PARKING: For games at the Dunn Center, contact Colby Wilson at wilsonrc@apsu.edu at least 24 hours prior to the game.

APSU ATHLETIC COMMUNICATIONS STAFF

Cody Bush	Director of Athletic Communications	bushc@apsu.edu	931-221-7561
Colby Wilson*	Assoc. Director of Athletic Comm.	wilsonrc@apsu.edu	931-221-6561
TBA	Asst. Director of Athletic Comm.	TBA	931-221-6562
Casey Crigger	Athletic Communications Assistant	criggerc@apsu.edu	931-221-6563

Office Phone: (931) 221-7561

*-main Men's Basketball contact

Office Fax: (931) 221-7562

Mailing Address:
APSU Sports Information Office
P.O. Box 4515
Clarksville, TN 37044

Shipping Address:
APSU Sports Information Office
681 Summer Street
Clarksville, TN 37040

GOVS ON THE CAREER CHART

Points	Season	GP	Pts
1. Charles "Bubba" Wells	1993-97	105	2267
2. Nick Stapleton	1998-02	116	2073
3. Drake Reed	2005-09	131	1991
4. Tom Morgan	1952-58	108	1850
5. Chris Horton	2012-16	125	1719
6. Otis Howard	1974-78	108	1718
7. Howard Wright	1967-70	73	1700
7. Wes Channels	2006-10	133	1700
9. Anthony Davis	2001-05	124	1645
10. Trenton Hassell	1998-01	84	1626
14. Terry Taylor	2017-	73	1345

Field Goals Made	Season	GP	FGM
1. Charles "Bubba" Wells	1993-97	105	870
2. Nick Stapleton	1998-02	116	758
3. Drake Reed	2005-09	131	745
3. Otis Howard	1974-78	108	723
5. Tom Morgan	1952-58	108	701
6. Howard Wright	1967-70	73	693
7. Chris Horton	2012-16	127	662
8. James "Fly" Williams	1972-74	54	632
9. Anthony Davis	2001-05	124	603
10. Lenny Manning	1981-84	80	597
12. Terry Taylor	2017-	73	511

Field Goals Attempted	Season	GP	FGA
1. Tom Morgan	1952-58	108	1721
2. Charles "Bubba" Wells	1993-97	105	1667
3. Nick Stapleton	1998-02	116	1660
4. Howard Wright	1967-70	73	1593
5. Otis Howard	1974-78	108	1588
6. Anthony Davis	2001-05	124	1435
7. Drake Reed	2005-09	131	1421
8. James "Fly" Williams	1972-74	54	1392
9. Wes Channels	2006-10	133	1343
10. Trenton Hassell	1998-01	84	1228
23. Terry Taylor	2017-	73	949

3 Pointers Made	Season	GP	3GM
1. Joe Sibbitt	1994-98	118	319
2. Todd Babington	2004-07	130	251
3. Nick Stapleton	1998-02	116	244
4. Wes Channels	2006-10	133	226
5. Maurice Hampton	2002-06	126	193
6. Josh Robinson	2014-17	95	187
7. Zach Glotta	2015-19	130	185
8. Anthony Campbell	2008-12	113	181
9. Donald Tivis	1988-91	87	175
10. Travis Betran	2012-14	61	159
23. Terry Taylor	2017-	73	97

3 Pointers Attempted	Season	GP	3GA
1. Joe Sibbitt	1994-98	118	830
2. Todd Babington	2004-07	130	667
3. Nick Stapleton	1998-02	116	662
4. Wes Channels	2006-10	133	587
5. Josh Robinson	2014-17	95	524
6. Maurice Hampton	2002-06	126	514
7. Anthony Campbell	2008-12	113	507
8. Zach Glotta	2015-19	130	491
9. Donald Tivis	1988-91	87	489
10. Anthony Davis	2001-05	124	447
23. Terry Taylor	2017-	72	263

Free Throws Made	Season	GP	FTM
1. Drake Reed	2005-09	131	476
2. Tom Morgan	1952-58	108	448
3. Charles "Bubba" Wells	1993-97	105	433
4. Chris Horton	2012-16	127	395
5. Jim Beshears	1959-62	60	386
6. Doug Stamper	1961-64	70	381
7. Josh Robinson	2014-17	95	373

8. Wes Channels	2006-10	133	362
9. Trenton Hassell	1998-01	84	346
10. Will Triggs	2010-14	125	315
33. Terry Taylor	2017-	73	226

Free Throws Attempted	Season	GP	FTA
1. Drake Reed	2005-09	131	694
2. Tom Morgan	1952-58	108	637
3. Chris Horton	2012-16	127	633
4. Charles "Bubba" Wells	1993-97	105	580
5. Will Triggs	2010-14	125	519
6. Wes Channels	2006-10	133	515
7. Jim Beshears	1959-62	60	506
8. Doug Stamper	1961-64	70	494
9. Lamonte Ware	1987-89,90-92	103	469
10. Josh Robinson	2014-17	95	456
36. Terry Taylor	2017-	73	311

Total Rebounds	Season	Reb.
1. Tom Morgan	1952-58	1431
2. Chris Horton	2012-16	1261
3. Otis Howard	1974-78	973
4. Drake Reed	2005-09	794
5. Reggie Crenshaw	1994-98	780
6. Tommy Brown	1988-91	765
6. John Fraley	2008-11	765
8. Ralph Garner	1973-77	757
9. Josh Lewis	2000-03	748
10. Charles "Bubba" Wells	1993-97	720
13. Terry Taylor	2017-	640

Total Assists	Season	Ast.
1. Norman Jackson	1974-78	637
2. Colby Pierce	1993-97	593
3. Derek Wright	2004-07	464
4. Caleb Brown	2007-10	391
5. Trenton Hassell	1998-01	375
6. Greg Franklin	1989-93	358
7. Nick Stapleton	1998-02	337
8. Wes Channels	2006-10	312
9. Anthony Davis	2001-05	286
10. Tom Santel	1969-72	277

Total Blocks	Season	Blks
1. Chris Horton	2012-16	325
2. Josh Lewis	2000-03	257
3. Reggie Crenshaw	1994-98	163
4. John Fraley	2008-11	128
5. Adrian Henning	2000-03	105
6. Joe Williams	1999-01	102
6. Lamonte Ware	1987-89,90-92	102
8. Charles "Bubba" Wells	1993-97	96
9. Zac Schlader	2002-06	79
10. Marcel Williams	2008-10	75
10. Terry Taylor	2017-	75

Total Steals	Season	Stls
1. Derek Wright	2004-07	228
2. Colby Pierce	1993-97	195
3. Anthony Davis	2001-05	193
4. Lamonte Ware	1987-89,90-92	180
5. Donald Tivis	1988-91	179
6. Reggie Crenshaw	1994-98	165
7. Wes Channels	2006-10	164
8. Maurice Hampton	2002-06	160
9. Charles "Bubba" Wells	1993-97	139
10. Caleb Brown	2007-10	139
45. Terry Taylor	2017-	64

contemporary design integrates a commingling of red, white, black and gray around the court, with Dave Loos Court and the legendary Austin Peay head coach's signature prominently displayed facing the student section. Also facing the student-section is an updated, on-brand logo imposed inside a red "state of Tennessee" outline. The lane on each end of the court will be black, with the Ohio Valley Conference logo facing the free-throw line. Austin Peay's official Twitter account handle (@LetsGoPeay) will be superimposed just over the out-of-bounds line by each bench, offering maximum visibility during broadcasts.

ABAEV UNLOADS

Eli Abaev may not have made his Austin Peay debut in 2018-19, but he did plenty to kick off the rust at the 2019 European Maccabi Games, where he led Team USA to gold by averaging 17.0 points and 15.3 rebounds per game, culminating in a 23-point, 28-rebound effort against Russia in the gold medal game.

TT2K?

Two years ago, Terry Taylor became just the second freshman in program history to register 500-plus points in his first season (he finished with 530). On Feb. 9, 2019 he became just the sixth player in program history to need just two seasons to reach 1,000 career points, joining James Williams, Howard Wright, Kenny Gerald, Lawrence Mitchell and Travis Betran. With his first point at Morehead State, Feb. 16, 2019, he became just the second player in program history to score more than 500 points in each of his first two seasons as a Governor, joining Williams. In 2019-20, he looks to enter rarefied air—no Austin Peay player has ever scored 500 points in each of his first three seasons; only Bubba Wells has ever achieved three 500-point seasons as a Gov, and only eight OVC players have scored 500 points in three separate seasons since 1993.

FIGURING OUT FIGGER

2018 Ohio Valley Conference Coach of the Year Matt Figger was named a finalist for the 2018 Hugh Durham National Coach of the Year Award, presented annually by CollegeInsider.com to the nation's top mid-major coach. Figger was the fourth head coach in Austin Peay history to take OVC Coach of the Year honors, joining George Fisher (1966-67), Lake Kelly (1972-73) and five-time honoree Dave Loos, who was the only other APSU head coach to gain league Coach of the Year in his first season (1990-91). Figger, a Jenkins, Kentucky native, also was the first OVC coach to earn Coach of the Year honors in his first season at the helm since Steve Prohm (Murray

GOVERNORS GAME NOTES

COLLEGEINSIDER.COM MID-MAJOR POLL (First-Place Votes)

1. Gonzaga (30)
2. Liberty (1)
3. ETSU
4. Saint Mary's
5. Vermont
6. Bowling Green
7. Northern Iowa
8. Furman
9. Belmont*
10. BYU
11. Harvard
12. Wright State
13. New Mexico State
14. Kent State
15. Penn
16. Murray State*
17. Colgate
18. Toledo
19. Delaware
20. San Francisco
21. Charleston
22. Hofstra
23. Evansville
24. Buffalo
25. UNCG

Receiving Votes: Drake, South Dakota, Missouri State, UC Irvine, Bradley, Rider, Santa Clara, UCSB, Sacramento State, Akron, Arkansas State, Stephen F. Austin, Eastern Michigan, SDSU, NDSU, South Alabama, UT Arlington, Illinois State, Pepperdine, Southern Utah, Eastern Washington, CMU, Montana State, Northeastern, NKU, Winthrop, Loyola Chicago, Radford, Yale, William & Mary, Brown, Manhattan, Hawaii, Iona, Lafayette, UMKC, Bethune-Cookman, Portland, Sam Houston, Western Carolina, Western Michigan

* - Ohio Valley Conference
& - Austin Peay Opponent

State, 2011-12). In his second season, Figger did something no other Austin Peay coach has ever done—secured back-to-back seasons with 10 or more conference victories.

FIGGER AT CVC EVENT

In September, Figger was among the feature speakers at the American Cancer Society's Coaches vs. Cancer Tennessee Tip-Off, kicking off the event alongside UT Martin's Anthony Stewart and ESPN's Sean Farnham. The trio swapped stories and implored attendees to support the Coaches vs. Cancer mission. The event raised more than \$200,000 for the American Cancer Society.

GOVS GOING PRO

A trio of former Governors inked their first professional deals during the offseason. Jabari McGhee is headed to Portugal to play for Barreirense, while Chris Porter-Bunton is off to Romania to suit up for Galati. Before he departed, Porter-Bunton became the second Gov to participate in the 3x3 National Championship in Minneapolis during Final Four weekend. With the additions of McGhee and Porter-Bunton, and Steve Harris soon to head overseas as well, 10 Govs are or have dotted the lineup of a professional international team in 2019, although Derek Wright recently retired and is now a graduate assistant at Arizona State.

- **Wesley Channels** (Cyprus / Keravnos)
- **Assane Diop** (Japan / Aisin AW)
- **Chris Horton** (France / Cholet)
- **Kenny Jones** (Argentina / Atenas)
- **Jabari McGhee** (Portugal / Barreirense)
- **John Murry** (Germany / Grevenbroich)
- **Chris Porter-Bunton** (Romania / Galati)
- **Drake Reed** (France / Saint-Quentin)
- **Averyl Ugba** (Ukraine / Khimik)

CHARTING TERRY

Since 2000, 850 NCAA Division I players have scored more than 1,200 points in less than three seasons. Austin Peay's Terry Taylor needed just two seasons to reach that milestone. The below chart will track his progress up the list over 2019-20; with 31 contests in the regular season, Taylor's career 18.0 ppg average would bump him above 1750 points and into the top-60 since the turn of the century.

Rank.	Player (School)	Seasons	Pts
449.	Justin Gray (WF)	03-05	1345
450.	Nic Moore (ISU/SMU)	12-15	1345
451.	Terry Taylor (APSU)	18-20	1345
452.	A.J. Graves (Butler)	05-07	1344
453.	Zach Johnson (FGCU)	16-18	1344

TV TIME

The Feb. 13 First Financial Bank Battle of the Border contest against Murray State will once again be carried on the ESPN family of networks, specifically ESPNU, at 8 p.m. The Govs will also be somewhere within the ESPN family of networks framework for the contests against Vanderbilt (Nov. 20), Arkansas (Dec. 3) and Georgia (Dec. 30).

FIRST SIGNS

Early signing period brought two new Govs into the fold for the 2020-21 season. Merdy Mongozi, a 7-footer from the Democratic Republic of the Congo, will fortify the Austin Peay front line while Miami Dade College product Elton Walker presently averages 14.2 points per night for a Sharks offense averaging more 100 points per game.

BY THE NUMBERS

12TH	In April 2017, Matt Figger became the 12th head coach in APSU history.
2007	Terry Taylor was named OVC Preseason Player of the Year, the first Gov to earn that honor since Drake Reed (2007).
7	Number of freshmen on the 2019-20 squad, Austin Peay's most since 2011-12.
44	Games it took for head coach Matt Figger to earn his 25th career win as APSU head coach, fastest since Lake Kelly (42)
10	Number of newcomers on the 2019-20 Austin Peay roster, second only to UT Martin among OVC schools.
62	Number of games Terry Taylor has reached double figures in scoring in his first 73 appearances as a Gov.
6	Terry Taylor became the sixth player in program history to need just two seasons to score 1,000 career points.
21	40-point scoring games in Austin Peay history after Terry Taylor's 42-point night at Morehead State.
5	Ohio Valley Conference Tournament titles won in Austin Peay's history, most recently in 2016.




0 • Evan Hinson
6-4, 235, Sr., G/F
Deltona, Fla.



1 • Carlos Paez
5-10, 180, Fr., G
Naguanagua, Venezuela



2 • Codey Bates
6-2, 195, Fr., G
Memphis, Tenn.



3 • Devon McCain
6-3, 190, Fr., G
Silsbee, Tex.



4 • Antwan Butler
6-0, 195, So., G
Philadelphia, Pa.



5 • Jordyn Adams
6-3, 200, Fr., G
Silsbee, Tex.




10 • Pavle Djuricic
6-8, 225, Fr., F
Podgorica, Montenegro



11 • Sita Conteh
6-8, 195, Jr., F
Bronx, N.Y.



12 • Reginald Gee
6-3, 220, Gr., G
Houston, Tex.



14 • Eli Abaev
6-8, 210, R-Jr., G/F
Deerfield Beach, Fla.



21 • Terry Taylor
6-5, 230, Jr., G/F
Bowling Green, Ky.



22 • Alec Woodard
6-2, 200, Fr., G
Rutledge, Ga.



24 • Matheus Silveira
7-0, 255, So., C
Tres Pontas, Brazil



41 • Sam DeVault
6-10, 220, Fr., F
Evansville, Ind.



Matt Figger
Head Coach
Third season




Darryl Dora
Assistant Coach
First season



Nikita Johnson
Assistant Coach
First season



Sergio Rouco
Assistant Coach
Third season



Joe Cronn
Dir. of Basketball Ops
Third season



STAT RANKINGS (as of Dec. 2, 2019)

OHIO VALLEY CONFERENCE (Top 15)

Scoring	Terry Taylor	1st	23.3
	Jordyn Adams	8th	15.5
Rebounding	Terry Taylor	1st	9.2
	Eli Abaev	6th	7.5
Field Goal Pct.	Terry Taylor	10th	56.4
Assists	Antwuan Butler	3rd	4.8
	Carlos Paez	9th	3.2
FT Pct.	Carlos Paez	2nd	93.8
	Antwuan Butler	13th	76.5
Steals	Carlos Paez	9th	1.7
	Terry Taylor	t-11th	1.5
	Antwuan Butler	15th	1.3
Three-Point FG Pct.	Reginald Gee	3rd	47.4
Three-Pointers Made	Terry Taylor	t-15th	1.5
	Reginald Gee	t-15th	1.5
Blocks	Terry Taylor	2nd	1.8
	Eli Abaev	6th	1.2
Assist-to-Turnover Ratio	Carlos Paez	2nd	3.2
	Antwuan Butler	5th	2.1
Offensive Rebounds	Terry Taylor	1st	4.0
	Eli Abaev	t-6th	2.7
Defensive Rebounds	Terry Taylor	6th	5.2
	Eli Abaev	t-9th	4.8
Minutes	Terry Taylor	2nd	35.5
	Jordyn Adams	7th	31.2

NCAA Individual (Top 100)

Points Per Game	Terry Taylor	10th	23.3
Field Goal Percentage	Terry Taylor	72nd	56.4
Free-Throw Percentage	Carlos Paez	21st	93.8
Rebounds Per Game	Terry Taylor	54th	9.2
Assists Per Game	Antwuan Butler	80th	4.8
Blocked Shots Per Game	Terry Taylor	68th	1.83
Total Points	Terry Taylor	71st	140
Assist-to-Turnover Ratio	Carlos Paez	17th	3.17
Double-Doubles	Terry Taylor	97th	2
Total Field Goals Made	Terry Taylor	31st	57
Minutes Played	Terry Taylor	43rd	35:44
Offensive Rebounds Per Game	Terry Taylor	11th	4.0

NCAA Team (Top 100)

Scoring Offense	21st	82.5
Field-Goal Percentage	65th	47.0
Assists Per Game	91st	15.0
Blocked Shots Per Game	49th	4.8
Steals Per Game	85th	8.0
Fewest Turnovers	51st	83
Offensive Rebounds Per Game	18th	13.83

INSIDE THE BOX SCORE

Opponent (H/A/N)	In Paint	Off Turnover	2nd Chance	Fast Break	Bench	TO Margin	REB Margin
Oakland City (H)	70-42	32-11	20-11	34-15	56-16	+11 (13-24)	+17 (51-34)
Western Kentucky (A)	34-32	16-14	16-15	12-8	19-21	+7 (9-16)	-9 (28-37)
Tulsa (A)	22-32	14-17	11-9	6-14	8-15	-5 (17-12)	-3 (33-36)
Vanderbilt (A)	12-44	18-17	7-7	7-21	18-35	0 (10-10)	-6 (31-37)
Southeastern Louisiana (H)	36-22	17-23	16-7	11-10	21-29	-2 (19-17)	+9 (47-38)
South Carolina State (H)	36-30	15-15	22-11	15-7	33-11	-1 (15-14)	+8 (36-28)
Arkansas (A)							
North Florida (H)							
West Virginia (A)							
McKendree (H)							
Duquesne (N)							
Alabama State (N)							
Georgia (A)							
Southeast Missouri (H)							
UT Martin (H)							
Tennessee Tech (A)							
Jacksonville State (A)							
Southeast Missouri (A)							
UT Martin (A)							
Tennessee State (H)							
Belmont (H)							
SIU Edwardsville (H)							
Eastern Illinois (H)							
Tennessee State (A)							
Belmont (A)							
Murray State (H)							
Eastern Kentucky (H)							
SIU Edwardsville (A)							
Eastern Illinois (A)							
Morehead State (H)							
Murray State (A)							

MATT FIGGER

Position: Head Coach • Alma Mater: Eastern Kentucky, 1995

Experience: Third Season • Career Record: 44-29

at Austin Peay: Third Season • Career Record: 44-29



2017-18 Ohio Valley Conference Coach of the Year Matt Figger built on an outstanding first season in Clarksville and led the Govs to new heights in his second season.

In his second season, the Govs reached 20 victories for the first time since 2010-11, winning the in-season St. Pete Shootout and again advancing to the OVC Tournament semifinals—the second time in as many years under Figger and third time in four years overall. The Governors success in the OVC made Figger the first Austin Peay coach with double-digit conference wins in his first two seasons and put the Govs over the 10-win plateau in league play in back-to-back years for the first time since 2009-10 and 2010-11. The Govs built a successful season in a hurry, reaching 20 wins in fewer games than any APSU team since 2003-04 and at the earliest date by an Austin Peay squad since 1977.

Under Figger's tutelage, the Governors made one of the NCAA's largest defensive turnarounds in 2017-18; Austin Peay went from allowing 83.8 points per game (ppg) the previous season to 71.2 ppg in 2017-18, with the -12.6 drop in points per game the second-largest in the nation behind only Central Michigan (-16.1 ppg). Some of those single-game milestones included holding Alabama A&M to 47 points on Dec. 2—the first time APSU held an opponent below 50 points since Brescia in 2010 and the first Division I foe the Govs held below 50 since 2008 against Samford.

Overall, Figger's defensive unit held seven opponents below 60 points during the regular season, winning all seven contests; Austin Peay had held just seven opponents below 60 points in the previous four seasons combined.

The Govs under Figger proved to be a pesky defensive unit, winning the turnover margin by double-digits on three occasions and forcing an average of 23.6 turnovers per game from Nov. 16 (Oakland City) to Dec. 6 (Illinois). And when injuries and illness took a toll, Figger proved he could do more with less, winning late-January contests against Eastern Kentucky and Morehead State despite dressing just nine players.

On Thursday, April 6, 2017, Figger was introduced as the 12th head men's basketball coach in Austin Peay State University history, coming to Austin Peay on the heels of a whirlwind Final Four run as the associate head coach and recruiting coordinator under Frank Martin at South Carolina. The Gamecocks were the East Region champion, taking down Marquette, Duke, Baylor and Florida on the way to Phoenix.

After arriving at South Carolina in 2012, Figger assisted Martin in the revival of a program that hadn't enjoyed a 20-win season since 2008-09, had not advanced to an NCAA Tournament since 2003-04 and had not won an NCAA Tournament game since 1973. After winning 14 games the first two seasons in Columbia, Figger and Co. broke .500 for the first time in 2014-15, finishing 17-16, then won 25 games and reached as high as No. 19 in the Associated Press Top-25 poll last season.

In case you somehow missed it, the Gamecocks became NCAA Tournament darlings in March 2017. After bowing out to Alabama in the SEC Tournament quarterfinals, the seventh-seeded Gamecocks thrashed Marquette, 93-73, in the opening round of the NCAA Tournament, erased a double-digit lead to score a mighty upset of second-seeded Duke to advance to the Sweet 16 and toppled Baylor 70-50 to advance to the East Region championship game against fellow SEC foe Florida.

Trailing at halftime for the third time during the NCAA Tournament, the Gamecocks shut down the Gators three-point assault in the second half and fed SEC Player of the Year Sindarius Thornwell—a find of Figger's in his capacity as Martin's recruiting coordinator—for a game-high 26 points and East Regional Most Outstanding Player honors. The Gamecocks were finally knocked out of the tournament by West top seed and top-ranked Gonzaga in the Final Four.

Two players on the Gamecocks Final Four squad got their NBA chance in June 2017—Thornwell, the 48th overall selection in the NBA Draft, with the Los Angeles Clippers via draft night trade with Milwaukee, and PJ Dozier, who inked a free-agent deal with the Los Angeles Lakers.

Figger served on Martin's staff dating back to 2007, Martin's first season at Kansas State. In his decade on Martin's staff, Figger served in a variety of roles, assuming the associate head coach role in 2013-14 upon Brad Underwood's departure for Stephen F. Austin.

At Kansas State, Figger was on a staff that secured at least 21 wins and finished fifth or better in the Big 12 each season. In his first season on staff, Kansas State won its first NCAA Tournament game since 1988 after posting a 20-win season—just its fourth since 1990. The 2009-10 team won a school-record 29 games and appeared in the programs first Elite Eight in over two decades, defeating six ranked opponents along the way and finishing the year ranked seventh in both the Associated Press and ESPN/USA Today Coaches Top-25 polls.

At both Kansas State and South Carolina, Figger served as recruiting coordinator. He inked two McDonald's All-Americans at Kansas State, including Michael Beasley, who would earn National Freshman and Player of the Year in 2008 before becoming a first-round pick in the NBA Draft. Beasley was one of four All-Americans—along with Denis Clemente, Jacob Pullen and Bill Walker—tutored by Figger at Kansas State.

Figger's first Division I coaching experience came with John Pelphrey at South Alabama, helping lead the Jaguars to a Sun Belt Tournament title in 2006 and a regular-season championship in 2007. After building through recruiting the first three years under Pelphrey, the Jaguars broke through in 2006 with 24 wins, a 14-game improvement that was the biggest turnaround in the NCAA that season. Figger helped the Jaguars advance to their first NCAA Tournament since 1998, where they bowed out to eventual national champion Florida in the first round.

FIGGER YEAR-BY-YEAR

Year	School	Overall Record	Pct.	Conference Record	Season Pct.	Finish	Tourney Finish	Postseason	Awards/Notes
2017-18	Austin Peay	19-15	.559	12-6	.667	3rd	1-1; Semis	CIT; 1-1	12th HC in APSU history; OVC COY
2018-19	Austin Peay	22-11	.667	13-5	.722	4th	1-1; Semis		
2019-20	Austin Peay	3-3	.500						
APSU	2 Seasons	44-29	.603	25-11	.694		2-2	1-1	



Figger earned his coaching stripes in the junior college ranks, breaking into coaching at Wabash Valley Community College in 1993-94, helping lead the Warriors to a 29-3 record, before heading to Vincennes (Ind.) College for five seasons, where he coached Clarksville native and future NBA All-Star Shawn Marion for two seasons, as well as future NBA player Tyrone Nesby. The Trailblazers went 132-39 during Figger's time on NJCAA Hall of Famer Dan Sparks' staff, advancing to three NJCAA National Tournaments and capturing four straight Region XII titles (1995-98); the 1998 Vincennes squad went 31-5 and finished fifth at the national tournament.

He capped his junior college coaching career with a three-year stop at Odessa College, helping the Wranglers to a 27-7 mark and NJCAA National appearance in 2001.

In all, Figger advanced to the NJCAA National Tournament four times. He coached five NJCAA All-Americans—Marion, Mitchell Dunn, DeShay Jones, Tarone Barker and Janavor Weatherspoon—and had 35 players sign Division I scholarships.

WHAT THEY'RE SAYING ABOUT COACH FIGGER

South Carolina Head Coach Frank Martin

"Austin Peay just hired a tireless worker who is an unbelievable coach and a more dynamic person. He is a winner, and he will make every young man and the program into ultimate winners."

Illinois Head Coach Brad Underwood

"Matt is one of the top up-and-coming coaches in the game. He has paid his dues and was a big part of the rebuilding efforts at Kansas State and South Carolina. He is a great basketball mind and terrific recruiter and will help bring Austin Peay to the top of the OVC."

Texas Tech Head Coach Chris Beard

"Simply stated, Matt is a winner. He's won at every level and has earned this opportunity. He will bring energy, excitement and work ethic and recruiting knowledge that will be very beneficial to the APSU program. Players gravitate to Matt because he is genuine and invested in their lives on and off the court."

FIGGER FILE

ACCOMPLISHMENTS

- 14 National appearances
 - 4 NJCAA
 - 6 NCAA – 2006, 2008, 2010, 2011, 2012, 2017
 - Sweet 16 – 2010, 2017
 - Elite Eight – 2010, 2017
 - Final Four – 2017
 - 3 NIT – 2007, 2009, 2016
 - 1 CIT – 2018
- 2017-18 Ohio Valley Conference Coach of the Year
- 2006 Sun Belt Tournament Champion at South Alabama
- 2007 Sun Belt Regular-Season Champion at South Alabama
- No. 23 recruiting class in 2013 (ESPN.com)
- South Carolina team GPA of 3.0 or better in seven of last eight semesters
- Five All-Americans
- 20 All-Conference performers
- Two Conference Players of the Year
- Coached 2008 Consensus National Player of the Year Michael Beasley (Kansas State)
- Helped six players (Beasley, PJ Dozier, Shawn Marion, Rodney McGruder, Sindarius Thornwell and Henry Walker) along the path to NBA careers.

COACHING EXPERIENCE

1993-94: Wabash Valley (Ill.) Junior College, assistant coach
 1994-99: Vincennes, assistant coach
 2000-02: Odessa (Texas) Junior College, assistant coach
 2003-07: South Alabama, assistant coach
 April-June 2007: Arkansas, director of operations
 2007-12: Kansas State, assistant coach/recruiting coordinator
 2013-17: South Carolina, associate head coach/recruiting coordinator
 2017-Pres.: Austin Peay, head coach

EDUCATION

Eastern Kentucky (B.S., Physical Education), 1995

FAMILY

- Wife, Katrina
- Son, Vince

RECAPPING THE SOUT CAROLINA STATE GAME

CLARKSVILLE—After three straight tough road losses before erasing a second-half deficit in their last contest, Austin Peay needed a win without complication—wire-to-wire, double-digits, the chance to expand the rotation and give extended minutes to reserves and get key players some rest during the long grind of the regular season.

That's just what the Govs got against South Carolina State, jumping out to an early lead and never looking back in a 92-66 victory in the Dunn Center to bring their season record back to .500 at 3-3 overall.

The Govs led 8-0 in just over three minutes of action and had grown the lead to 11 by the 11:34 mark on a Terry Taylor lay-up. However, the Bulldogs were not going to simply roll over, to pardon the expression; diligently, the visitors chipped away at the deficit, cutting the Austin Peay advantage to five with 2:30 to play in the half on a pair of Tashombe Riley free-throws.

However, as quickly as the deficit was cut down, it was regrown, culminating in a Sam DeVault buzzer-beater to send the Govs in to halftime with a 10-point, 39-29 lead over the Bulldogs (2-4).

A 10-point lead is nice, but not insurmountable; a 20-point advantage is more tangible, and the Govs reached that point with 13:25 to play on an Antwan Butler layup to end a 23-13 run for Austin Peay. The Govs led by as many as 27 points and as few as 16 points, but were never challenged the rest of the way.

As per usual, Taylor led the way with 25 points, eight rebounds and a career-high four blocked shots. Jordyn Adams and Eli Abaev each added 10 points, while freshman Carlos Paez netted a career-high 17 points in 16 minutes of work.



Official Basketball Box Score - Final
South Carolina St. at Austin Peay
11/26/19 Winfield Dunn Center, Clarksville
2019-20 Men's Basketball

Game Time: 1:00 AM
Game Duration: 2:09
Attendance: 1,027

Officials: Steve Divine, Dillon Brasher, Cedric Coleman

South Carolina St. - 66

Record: 2-4

NO.	Name	Min	FG	3P	FT	Rebounds	Fouls	TP	AS	TO	ST	Blocks	BA	+
			M-A	M-A	M-A	OR DR TOT	PF FD					BS BA		
2	Tashombe Riley	F 21:24	5-7	0-0	2-2	1 1 2	3 3	12	0	0	1	0	0	-14
24	Ian Kinard	F 32:05	4-7	1-1	2-2	1 2 3	4 2	11	0	0	1	0	1	-13
35	Damani Applewhite	F 30:52	5-8	0-0	5-5	3 2 5	1 3	15	1	0	0	0	0	-17
1	Tariq Simmons	G 28:41	5-12	1-4	4-4	1 2 3	2 4	15	3	2	1	0	2	-23
4	Zachaeus Sellers	G 14:14	1-3	0-0	0-0	0 1 1	3 1	2	1	3	1	0	0	-14
5	Ozante Fields	08:29	0-2	0-0	0-0	1 1 2	2 1	0	0	0	0	0	0	-6
14	Jahmani Etienne	28:44	1-8	1-5	1-2	1 0 1	0 1	4	1	0	1	0	2	-16
11	Armani Hill	06:42	0-0	0-0	0-0	0 0 0	2 0	0	0	0	0	0	0	-12
10	Rahsaan Edwards	09:25	0-3	0-1	0-0	0 2 2	2 0	0	3	6	2	0	1	-4
21	David Bottenberg	02:32	0-0	0-0	0-0	0 0 0	1 0	0	0	0	0	0	0	-3
3	Rayshawn Neal	16:21	3-7	0-0	1-1	1 1 2	4 2	7	0	2	0	0	3	-8
12	Omar Croskey	00:31	0-0	0-0	0-0	0 0 0	0 0	0	0	0	0	0	0	0
Team						4 3 7				0	1			
Totals			24-57	3-11	15-16	13 15 28	24 17	66	9	14	7	0	11	-26

Technical Fouls: Hill 2nd 13:05 Coach 2nd 13:05 Coach 2nd 4:57

Shooting By Period		
1 st FG%	9-24	37.5%
3PT%	2-6	33.3%
FT%	9-9	100%
2 nd FG%	15-33	45.5%
3PT%	1-5	20.0%
FT%	6-7	85.7%
GM FG%	24-57	42.1%
3PT%	3-11	27.3%
FT%	15-16	93.8%

Dead Ball Rebounds: 1, 0

Austin Peay - 92

Record: 3-3

NO.	Name	Min	FG	3P	FT	Rebounds	Fouls	TP	AS	TO	ST	Blocks	BA	+
			M-A	M-A	M-A	OR DR TOT	PF FD					BS BA		
14	Eli Abaev	F 20:56	3-7	0-0	4-4	4 5 9	3 2	10	2	1	0	2	0	12
21	Terry Taylor	F 31:17	11-15	0-2	3-6	4 4 8	2 6	25	1	3	2	4	0	33
0	Evan Hinson	G 18:32	3-7	2-5	0-0	1 2 3	1 1	8	0	1	0	1	0	20
4	Antwan Butler	G 22:06	2-4	1-2	1-3	1 1 2	3 4	6	4	2	0	1	0	18
5	Jordyn Adams	G 33:03	4-8	1-2	1-2	0 2 2	0 1	10	3	1	0	1	0	17
12	Reginald Gee	02:05	1-1	0-0	0-0	0 0 0	0 1	2	0	0	1	0	0	4
22	Alec Woodard	27:26	1-5	1-4	2-2	2 3 5	3 1	5	3	2	2	0	0	16
1	Carlos Paez	16:08	2-4	2-3	11-12	0 0 0	1 6	17	1	2	2	0	0	5
11	Sita Conteh	09:00	1-3	0-1	1-1	0 0 0	1 1	3	2	0	0	1	0	4
24	Matheus Silveira	09:21	0-0	0-0	0-0	1 0 1	1 0	0	0	0	0	1	0	-5
41	Sam DeVault	09:26	2-2	0-0	0-0	0 1 1	1 0	6	0	1	0	0	0	8
2	Codey Bates	00:40	0-0	0-0	0-0	0 0 0	1 0	0	0	0	0	0	0	-2
Team						3 2 5				0	2			
Totals			30-56	9-21	23-30	16 20 36	17 23	92	16	15	7	11	0	28

Technical Fouls: NONE

	SCST	APSU
Biggest lead	0 (1 st 20:00)	28 (2 nd 1:13)
Best Scoring Run	8 (2 nd 7:50)	8 (1 st 16:52)
Lead Changes	0	
Times Tied	0	
Time with Lead	00:00	39:51

Points from		SCST	APSU
Turnovers		15	15
Paint		30	36
Second Chance		11	22
Fast Breaks		7	15
Bench		11	33

Period by Period Scoring			
	1st	2nd	TOT
SCST	29	37	66
APSU	39	53	92

THE LAST TIME...

APSU Player 40+ points

Terry Taylor (42), at Morehead State (2/16/19)

APSU Player 30+ Pts

Terry Taylor (37), Southeastern Louisiana (11/23/19)

Opponent 30+ Pts

Dylan Windler (32), vs Belmont (3/8/19)

APSU three players 20+ points

Chris Horton (30), Josh Robinson (25), Jared Savage (21) vs. Belmont (3/4/16)

APSU freshman 25+ points

Jordyn Adams (25), at Vanderbilt (11/20/19)

APSU 20+ points in half

Terry Taylor (20, second half), Southeastern Louisiana (11/23/19)

APSU 6+ players in double figures

Taylor (21), Adams (20), Conteh (17), Butler (13), DeVault (12), Gee (11), Oakland City (11/5/19)

APSU five players in double figures

Taylor (21), Adams (20), Conteh (17), Butler (13), DeVault (12), Gee (11), Oakland City (11/5/19)

APSU 3 reserves in double figures

Adams (20), Conteh (17), DeVault (12), Oakland City (11/5/19)

APSU 15+ rebounds

Terry Taylor (16), Southeastern Louisiana (11/23/19)

APSU 2 rebounders in double figures

Terry Taylor (10) and Jabari McGhee (16), vs. Morehead State (3/7/19)

APSU 3 rebounders in double figures

Edmondson (11), Triggs (11), Fraley (10), Eastern Illinois (2/24/11)

APSU 10+ assists

Dayton Gumm (10) Oakland City (11/6/18)

APSU 2 players with 6+ assists

Antwan Butler (6), Carlos Paez (6), Southeastern Louisiana (11/23/19)

APSU 5+ steals

Zach Glotta (6), Jarrett Givens (5), Calvary (12/8/18)

APSU 6+ 3-pointers

Zach Glotta (8) vs. UT Martin (2/23/19)

APSU 5+ 3-pointers in half

Zach Glotta (5, first half) vs. UT Martin (2/23/19)

APSU 5+ blocks

Kenny Jones (5) vs. Lipscomb (12/20/16)

APSU player with a double-double

Terry Taylor (37 points, 16 rebounds), Southeastern Louisiana (11/23/19)

APSU player with a triple-double

Chris Horton, 15 points, 13 rebounds, 10 blocks vs. Berea (11/16/14)

Two APSU players with double-double

Terry Taylor (28 points, 10 rebounds) and Jabari McGhee (14 points, 16 rebounds), vs. Morehead State (3/7/19)

APSU made 12 or more 3FGs

12, vs. Morehead State (3/7/19)

APSU scored 100+ points

Oakland City, 110-67 (11/5/19)

Opponent scored 100+ points

Murray State, L 102-58, (2/11/17)

APSU won in overtime

at Troy (11/29/18)

APSU lost in overtime

at Ohio (11/24/18)

APSU won in double OT

Southeast Missouri, 67-64, 2/05/00

APSU lost in double OT

Morehead State, 90-88, 2/19/14

Last APSU player to hit game-tying shot in final second.

Josh Robinson (0.4 seconds), SIUE, (1/21/15)

Last APSU player to hit game-winning shot in final second.

Travis Betran (buzzer), 84-81, Morehead State (1/9/12)

2019-20 NUMBERS BREAKDOWN

JUMP BALLS CONTROLLED (including OT)

Austin Peay	4
Opponents	2

HOW GOVS SCORED FIRST

Method	Count
Layup	2
Jumper	2
Free-Throw	1
Three-Pointer	1

WHO SCORED FIRST

Player	1st Scorer
Terry Taylor	3
Antwuan Butler	1
Jordyn Adams	1
Evan Hinson	1

GAMES AS LEADING SCORER

Player	19-20/Career
Terry Taylor	5/33
Jordyn Adams	1/1

GAMES AS LEADING REBOUNDER

Player	19-20/Career
Terry Taylor	3/44
Sita Conteh	1/1
Eli Abaev	2/2

GAMES AS ASSIST LEADER

Player	19-20/Career
Antwuan Butler	4/13
Terry Taylor	0/4
Carlos Paez	2/2
Jordyn Adams	1/1
Evan Hinson	1/1

DOUBLE-DOUBLES

Player	19-20/Career
Terry Taylor	2/26

TRIPLE-DOUBLES

Player	19-20/Career
Not yet achieved in 2019-20	

DOUBLE-FIGURE SCORING

Player	19-20/Career
Terry Taylor	6/62
Matheus Silveira	0/1
Antwuan Butler	2/3
Jordyn Adams	5/5
Sita Conteh	1/1
Sam DeVault	1/1
Reginald Gee	3/3
Eli Abaev	1/1
Carlos Paez	1/1

30-POINT GAMES

Player	19-20/Career
Terry Taylor	1/8

20-POINT GAMES

Player	19-20/Career
Terry Taylor	5/28
Jordyn Adams	2/2

10-REBOUND GAMES

Player	19-20/Career
Terry Taylor	2/30

5+ 3-POINTER GAMES

Player	19-20/Career
Terry Taylor	1/2

5-STEAL GAMES

Player	19-20/Career
Antwuan Butler	0/1

3-BLOCK GAMES

Player	19-20/Career
Terry Taylor	2/6
Eli Abaev	1/1

THE GOVS WHEN...

FIELD GOAL SHOOTING

Outshoot their opponent	3-0
Opponent outshoots them	0-3
Shoot the same	0-0
Opponent shoots 45 percent or better	0-2
Opponent shoots below 45 percent	3-1
APSU shoots 45 percent or better	3-0
APSU shoots below 45 percent	0-3

FREE THROW SHOOTING

Attempt more FT than opponent	3-1
Attempt fewer FT than opponent	0-1
Attempt the same number of FT	0-1
Make more FT than opponent	3-2
Make fewer FT than opponent	0-1
Make the same number of FT	0-0

REBOUNDING

Out-rebound their opponent	3-0
Out-rebounded by their opponent	0-3
Rebounding is equal	0-0

TURNOVERS

Commit fewer turnovers than opponent	1-1
Commit more turnovers than opponent	2-1
Commit same number of turnovers	0-1

HALFTIME SCORE

Lead at half	2-1
Trail at half	1-2
Tied at half	0-0

OVERTIME GAMES

In Overtime Games	0-0
-------------------	-----

WHEN OPPONENTS SCORE

Less than 60 points	0-0
60-69 points	3-0
70-79 points	0-1
80-89 points	0-0
90-99 points	0-2
100+ points	0-0

WHEN GOVERNORS SCORE

Less than 60 points	0-0
60-69 points	0-1
70-79 points	0-2
80-89 points	1-0
90-99 points	1-0
100+ points	1-0

INSIDE THE POINTS

The Govs have more points in the paint	3-1
The Govs have fewer points in the paint	0-2
They have equal points in the paint	0-0
The Govs have more points off turnovers	1-2
The Govs have fewer points off turnovers	1-1
They have equal points off turnovers	1-0
The Govs have more second-chance points	3-2
The Govs have fewer second-chance points	0-0
They have equal second-chance points	0-1
The Govs have more bench points	2-0
The Govs have fewer bench points	1-3
They have equal bench points	0-0

RECORD BY MONTH

November	3-3
December	0-0
January	0-0
February	0-0
March	0-0

RECORD BY DAY OF THE WEEK

Monday	1-0
Tuesday	1-0
Wednesday	0-1
Thursday	0-0
Friday	0-0
Saturday	1-2
Sunday	0-0

GAME-BY-GAME LINEUP

Opponent (H/A/N)	G	G	G/F	F	F/C	First Substitute
Oakland City (H)	Butler	Gee	Taylor	Abaev	Silveira	Adams
Western Kentucky (A)	Butler	Gee	Taylor	Abaev	Silveira	Adams
Tulsa (A)	Butler	Adams	Taylor	Abaev	Hinson	Silveira/Gee
Vanderbilt (A)	Butler	Adams	Taylor	Abaev	Hinson	Gee
Southeastern Louisiana (H)	Butler	Adams	Taylor	Abaev	Hinson	Gee/Paez
South Carolina State (H)	Butler	Adams	Taylor	Abaev	Hinson	Gee
Arkansas (A)						
North Florida (H)						
West Virginia (A)						
McKendree (H)						
Duquesne (N)						
Alabama State (N)						
Georgia (A)						
Southeast Missouri (H)						
UT Martin (H)						
Tennessee Tech (A)						
Jacksonville State (A)						
Southeast Missouri (A)						
UT Martin (A)						
Tennessee State (H)						
Belmont (H)						
SIU Edwardsville (H)						
Eastern Illinois (H)						
Tennessee State (A)						
Belmont (A)						
Murray State (H)						
Eastern Kentucky (H)						
SIU Edwardsville (A)						
Eastern Illinois (A)						
Morehead State (H)						
Murray State (A)						

CAREER STARTS

Player	19-20/Car
Terry Taylor	6/73
Antwuan Butler	6/11
Reginald Gee	2/2
Eli Abaev	6/6
Matheus Silveira	2/2
Evan Hinson	4/4
Jordyn Adams	4/4

RECORD BY LINEUP

Butler	Gee	Taylor	Abaev	Silveira	1-1
Butler	Adams	Taylor	Abaev	Hinson	2-2



OVERALL STATISTICS

RECORD: 1-3 | OVC: 0-0 | HOME: 1-0 | AWAY: 0-3 | NEUTRAL: 0-0

Player	GP/GS	Min	Avg	FG-FGA	Pct	3FG-A	Pct	FT-A	Pct	O-D	Tot	Avg	PF	A	TO	Blk	Stl	Pts	Avg
TAYLOR, Terry	6/6	213	35.5	57-101	.564	9-28	.321	17-27	.630	24-31	55	9.2	10	5	14	11	9	140	23.3
ADAMS, Jordyn	6/4	187	31.2	31-67	.463	8-26	.308	23-33	.697	4-19	23	3.8	13	11	11	3	5	93	15.5
GEE, Reginald	6/2	116	19.3	19-43	.442	9-19	.474	9-12	.750	2-6	8	1.3	8	4	8	1	4	56	9.3
BUTLER, Antwuan	6/6	151	25.2	16-39	.410	4-10	.400	13-17	.765	5-15	20	3.3	19	29	14	1	8	49	8.2
ABAEV, Eli	6/6	163	27.2	13-26	.500	0-1	.000	16-24	.667	16-29	45	7.5	20	7	9	7	6	42	7.0
PAEZ, Carlos	6/0	84	14.0	6-16	.375	3-9	.333	15-16	.938	1-3	4	0.7	10	19	6	0	10	30	5.0
DEVAULT, Sam	4/0	34	8.5	7-9	.778	2-4	.500	2-2	1.000	0-8	8	2.0	3	0	3	0	0	18	4.5
CONTEH, Sita	5/0	39	7.8	9-15	.600	2-6	.333	2-3	.667	5-7	12	2.4	6	3	0	2	1	22	4.4
HINSON, Evan	5/4	86	17.2	7-27	.259	5-19	.263	0-0	.000	6-7	13	2.6	7	5	8	1	1	19	3.8
WOODARD, Alec	6/0	76	12.7	4-15	.267	3-13	.231	4-4	1.000	2-8	10	1.7	11	6	3	0	3	15	2.5
SILVEIRA, Matheus	6/2	47	7.8	3-8	.375	0-0	.000	3-7	.429	6-3	9	1.5	9	1	2	3	1	9	1.5
BATES, Cody	2/0	4	2.0	1-2	.500	0-1	.000	0-0	.000	1-0	1	0.5	2	0	0	0	0	2	1.0
TEAM.....										11-7	18	3.0	0		5			0	
Total.....	6			173-368	.470	45-136	.331	104-145	.717	83-143	226	37.7	118	90	83	29	48	495	82.5
Opponents.....	6			163-362	.450	40-115	.348	86-116	.741	74-136	210	35.0	119	88	93	10	45	452	75.3

CONFERENCE-ONLY STATISTICS (2018-19)

Player	GP/GS	Min	Avg	FG-FGA	Pct	3FG-A	Pct	FT-A	Pct	O-D	Tot	Avg	PF	A	TO	Blk	Stl	Pts	Avg
TAYLOR, Terry	18/18	624	34.7	160-294	.544	30-84	.357	68-90	.756	58-105	163	9.1	30	33	31	14	24	418	23.2
PORTER-BUNTON, Chris	18/18	482	26.8	84-181	.464	24-57	.421	64-86	.744	10-54	64	3.6	60	39	38	9	29	256	14.2
HARRIS, Steve	18/17	477	26.5	74-156	.474	2-10	.200	31-41	.756	23-38	61	3.4	36	47	39	8	12	181	10.1
McGHEE, Jabari	18/1	398	22.1	69-131	.527	0-0	.000	32-53	.604	55-74	129	7.2	42	20	21	15	19	170	9.4
GUMM, Dayton	6/0	119	19.8	15-29	.517	8-16	.500	9-16	.563	3-15	18	3.0	9	7	8	1	4	47	7.8
GLOTTA, Zach	18/18	482	26.8	43-111	.387	37-97	.381	12-15	.800	6-12	18	1.0	26	30	13	1	12	135	7.5
GIVENS, Jarrett	18/17	365	20.3	44-90	.489	31-64	.484	9-11	.818	21-32	53	2.9	32	15	5	1	17	128	7.1
HART, Isaiah	18/0	245	13.6	25-62	.403	15-40	.375	6-10	.600	7-20	27	1.5	30	15	11	2	9	71	3.9
BUTLER, Antwuan	18/1	299	16.6	18-57	.316	7-19	.368	12-22	.545	7-34	41	2.3	40	43	19	2	10	55	3.1
HENDERSON, Richard	17/0	99	5.8	5-14	.357	0-0	.000	3-6	.500	5-13	18	1.1	11	5	7	6	3	13	0.8
CUCAK, Ivan	5/0	10	2.0	0-0	.000	0-0	.000	0-0	.000	1-1	2	0.4	2	1	0	0	0	0	0.0
TEAM.....										15-26	41	2.3	0		8			0	
Total.....	18			537-1125	.477	154-387	.398	246-350	.703	211-424	635	35.3	318	255	200	59	139	1474	81.9
Opponents.....	18			476-1026	.464	126-355	.355	255-354	.720	183-434	617	34.3	335	247	276	57	91	1333	74.1

SCHEDULE, RESULTS AND LEADERS

DATE	OPPONENT		SCORE	ATT.	LEADING SCORER(S)	LEADING REBOUNDER(S)
11/05/19	OAKLAND CITY	W	110-67	1360	(21)TAYLOR, Terry	(9)CONTEH, Sita
11/09/19	at Western Ky.		75-97	L 4907	(22)TAYLOR, Terry	(7)TAYLOR, Terry
11/16/19	at Tulsa		65-72	L 3105	(22)TAYLOR, Terry	(11)TAYLOR, Terry
11/20/19	at Vanderbilt		72-90	L 8732	(25)ADAMS, Jordyn	(9)ABAEV, Eli
11/23/19	SOUTHEASTERN LA.	W	81-60	980	(37)TAYLOR, Terry	(16)TAYLOR, Terry
11/25/19	SOUTH CAROLINA ST.	W	92-66	1027	(25)TAYLOR, Terry	(9)ABAEV, Eli

ATTENDANCE

SUMMARY	GAMES	TOTALS	AVG/GAME
HOME	3	3367	1122
AWAY	3	16744	5581
NEUTRAL	0	0	0
TOTAL	6	20111	3352

TEAM GAME-BY-GAME STATISTICS

Opponent	Date	Score	W/L	----TOTAL----			----3-POINT----			FT	FTA	Pct	----REBOUNDS----				PF	A	TO	Blk	Stl	Pts	Avg
				FG	FGA	Pct	3FG	3GA	Pct				Off	Def	Tot	Avg							
OAKLAND CITY	11/05/19	110-67	W	46	82	.561	5	23	.217	13	19	.684	16	35	51	51.0	17	20	13	5	13	110	110.0
at Western Ky.	11/09/19	75-97	L	27	68	.397	4	21	.190	17	23	.739	20	8	28	39.5	25	12	9	2	7	75	92.5
at Tulsa	11/16/19	65-72	L	20	51	.392	8	25	.320	17	21	.810	8	25	33	37.3	17	10	17	3	9	65	83.3
at Vanderbilt	11/20/19	72-90	L	21	52	.404	10	22	.455	20	31	.645	10	21	31	35.8	26	14	10	5	3	72	80.5
SOUTHEASTERN LA.	11/23/19	81-60	W	29	59	.492	9	24	.375	14	21	.667	13	34	47	38.0	16	18	19	3	9	81	80.6
SOUTH CAROLINA ST.	11/25/19	92-66	W	30	56	.536	9	21	.429	23	30	.767	16	20	36	37.7	17	16	15	11	7	92	82.5
Austin Peay		495		173	368	.470	45	136	.331	104	145	.717	83	143	226	37.7	118	90	83	29	48	495	82.5
Opponents		452		163	362	.450	40	115	.348	86	116	.741	74	136	210	35.0	119	88	93	10	45	452	75.3

OPPONENT GAME-BY-GAME STATISTICS

Opponent	Date	Score	W/L	----Total----			----3-Point----			Ft	Fta	Pct	----Rebounds----				Pf	A	To	Blk	Stl	Pts	Avg
				Fg	Fga	Pct	3Fg	3Ga	Pct				Off	Def	Tot	Avg							
OAKLAND CITY	11/05/19	110-67	W	27	69	.391	3	17	.176	10	17	.588	12	22	34	34.0	18	12	24	0	9	67	67.0
at Western Ky.	11/09/19	75-97	L	30	50	.600	11	21	.524	26	29	.897	12	25	37	35.5	17	17	16	5	4	97	82.0
at Tulsa	11/16/19	65-72	L	26	56	.464	5	18	.278	15	21	.714	10	26	36	35.7	16	19	12	2	12	72	78.7
at Vanderbilt	11/20/19	72-90	L	32	58	.552	9	24	.375	17	27	.630	11	26	37	36.0	23	18	10	0	5	90	81.5
SOUTHEASTERN LA.	11/23/19	81-60	W	24	72	.333	9	24	.375	3	6	.500	16	22	38	36.4	21	13	17	3	8	60	77.2
SOUTH CAROLINA ST.	11/25/19	92-66	W	24	57	.421	3	11	.273	15	16	.938	13	15	28	35.0	24	9	14	0	7	66	75.3
Opponents		452		163	362	.450	40	115	.348	86	116	.741	74	136	210	35.0	119	88	93	10	45	452	75.3
Austin Peay		495		173	368	.470	45	136	.331	104	145	.717	83	143	226	37.7	118	90	83	29	48	495	82.5

TEAM SUPERLATIVES

APSU HIGHS

POINTS	110	OAKLAND CITY (11/05/19)
FIELD GOALS MADE.....	46	OAKLAND CITY (11/05/19)
FIELD GOAL ATTEMPTS	82	OAKLAND CITY (11/05/19)
FIELD GOAL PERCENTAGE561 (46-82)	OAKLAND CITY (11/05/19)
3 PT FIELD GOALS MADE.....	10	at Vanderbilt (11/20/19)
3 PT FG ATTEMPTS	25	at Tulsa (11/16/19)
3 PT FG PERCENTAGE455 (10-22)	at Vanderbilt (11/20/19)
FREE THROWS MADE.....	23	SOUTH CAROLINA ST. (11/25/19)
FREE THROW ATTEMPTS	31	at Vanderbilt (11/20/19)
FREE THROW PERCENTAGE810 (17-21)	at Tulsa (11/16/19)
REBOUNDS	51	OAKLAND CITY (11/05/19)
ASSISTS	20	OAKLAND CITY (11/05/19)
STEALS	13	OAKLAND CITY (11/05/19)
BLOCKED SHOTS	11	SOUTH CAROLINA ST. (11/25/19)
TURNOVERS.....	19	SOUTHEASTERN LA. (11/23/19)
FOULS.....	26	at Vanderbilt (11/20/19)

APSU LOWS

POINTS	65	at Tulsa (11/16/19)
FIELD GOALS MADE.....	20	at Tulsa (11/16/19)
FIELD GOAL ATTEMPTS	51	at Tulsa (11/16/19)
FIELD GOAL PERCENTAGE392 (20-51)	at Tulsa (11/16/19)
3 PT FIELD GOALS MADE.....	4	at Western Ky. (11/09/19)
3 PT FG ATTEMPTS	21	at Western Ky. (11/09/19)
3 PT FG PERCENTAGE190 (4-21)	SOUTH CAROLINA ST. (11/25/19)
FREE THROWS MADE.....	13	at Western Ky. (11/09/19)
FREE THROW ATTEMPTS	19	OAKLAND CITY (11/05/19)
FREE THROW PERCENTAGE645 (20-31)	OAKLAND CITY (11/05/19)
REBOUNDS	28	at Vanderbilt (11/20/19)
ASSISTS.....	10	at Western Ky. (11/09/19)
STEALS	3	at Tulsa (11/16/19)
BLOCKED SHOTS	2	at Vanderbilt (11/20/19)
TURNOVERS.....	9	at Western Ky. (11/09/19)
FOULS.....	16	at Western Ky. (11/09/19)
		SOUTHEASTERN LA. (11/23/19)

OPPONENT SUPERLATIVES

OPPONENT HIGHS

POINTS	97	at Western Ky. (11/09/19)
FIELD GOALS MADE.....	32	at Vanderbilt (11/20/19)
FIELD GOAL ATTEMPTS	72	SOUTHEASTERN LA. (11/23/19)
FIELD GOAL PERCENTAGE600 (30-50)	at Western Ky. (11/09/19)
3 PT FIELD GOALS MADE.....	11	at Western Ky. (11/09/19)
3 PT FG ATTEMPTS	24	at Vanderbilt (11/20/19)
3 PT FG PERCENTAGE524 (11-21)	SOUTHEASTERN LA. (11/23/19)
FREE THROWS MADE.....	26	at Western Ky. (11/09/19)
FREE THROW ATTEMPTS	29	at Western Ky. (11/09/19)
FREE THROW PERCENTAGE938 (15-16)	SOUTH CAROLINA ST. (11/25/19)
REBOUNDS	38	SOUTHEASTERN LA. (11/23/19)
ASSISTS.....	19	at Tulsa (11/16/19)
STEALS	12	at Tulsa (11/16/19)
BLOCKED SHOTS	5	at Western Ky. (11/09/19)
TURNOVERS.....	24	OAKLAND CITY (11/05/19)
FOULS.....	24	SOUTH CAROLINA ST. (11/25/19)

OPPONENT LOWS

POINTS	60	SOUTHEASTERN LA. (11/23/19)
FIELD GOALS MADE.....	24	SOUTHEASTERN LA. (11/23/19)
FIELD GOAL ATTEMPTS	50	SOUTH CAROLINA ST. (11/25/19)
FIELD GOAL PERCENTAGE333 (24-72)	at Western Ky. (11/09/19)
3 PT FIELD GOALS MADE.....	3	SOUTHEASTERN LA. (11/23/19)
3 PT FG ATTEMPTS	11	OAKLAND CITY (11/05/19)
3 PT FG PERCENTAGE176 (3-17)	SOUTH CAROLINA ST. (11/25/19)
FREE THROWS MADE.....	3	SOUTH CAROLINA ST. (11/25/19)
FREE THROW ATTEMPTS	6	OAKLAND CITY (11/05/19)
FREE THROW PERCENTAGE500 (3-6)	SOUTHEASTERN LA. (11/23/19)
REBOUNDS	28	SOUTHEASTERN LA. (11/23/19)
ASSISTS.....	9	SOUTH CAROLINA ST. (11/25/19)
STEALS	4	SOUTH CAROLINA ST. (11/25/19)
BLOCKED SHOTS	0	at Western Ky. (11/09/19)
TURNOVERS.....	10	OAKLAND CITY (11/05/19)
FOULS.....	16	at Vanderbilt (11/20/19)
		SOUTH CAROLINA ST. (11/25/19)
		at Vanderbilt (11/20/19)
		at Tulsa (11/16/19)




AUSTIN PEAY INDIVIDUAL SUPERLATIVES

Points	37	TAYLOR, Terry vs Southeastern La. (11/23/19)
	25	TAYLOR, Terry vs South Carolina St. (11/25/19)
	25	ADAMS, Jordyn at Vanderbilt (11/20/19)
	22	TAYLOR, Terry at Western Ky. (11/09/19)
	22	TAYLOR, Terry at Tulsa (11/16/19)
Field Goals Made	15	TAYLOR, Terry vs Southeastern La. (11/23/19)
Field Goal Att.	21	TAYLOR, Terry vs Southeastern La. (11/23/19)
FG Pct (min 5 made)	.733 (11-15)	TAYLOR, Terry vs South Carolina St. (11/25/19)
3-Point FG Made	4	ADAMS, Jordyn at Vanderbilt (11/20/19)
3-Point FG Att.	8	TAYLOR, Terry at Vanderbilt (11/20/19)
3-Pt FG Pct (min 2 made)	1.000 (2-2)	DEVAULT, Sam vs South Carolina St. (11/25/19)
Free Throws Made	11	PAEZ, Carlos vs South Carolina St. (11/25/19)
Free Throw Att.	12	PAEZ, Carlos vs South Carolina St. (11/25/19)
FT Pct (min 3 made)	1.000 (7-7)	BUTLER, Antwuan at Western Ky. (11/09/19)
Rebounds	16	TAYLOR, Terry vs Southeastern La. (11/23/19)
Assists	7	BUTLER, Antwuan at Vanderbilt (11/20/19)
Steals	4	BUTLER, Antwuan at Tulsa (11/16/19)
Blocked Shots	4	TAYLOR, Terry vs South Carolina St. (11/25/19)
Turnovers	5	BUTLER, Antwuan at Tulsa (11/16/19)
	5	TAYLOR, Terry at Tulsa (11/16/19)
Fouls	5	BUTLER, Antwuan at Vanderbilt (11/20/19)
Minutes	40	TAYLOR, Terry at Vanderbilt (11/20/19)

OPPONENT INDIVIDUAL SUPERLATIVES

Points	30	Brandon Rachal at Tulsa (11/16/19)
	26	Aaron Nesmith at Vanderbilt (11/20/19)
	22	Camron Justice at Western Ky. (11/09/19)
	21	Taveion Hollingsworth at Western Ky. (11/09/19)
	21	Tyler Toopes vs Oakland City (11/05/19)
	21	Scotty Pippen Jr. at Vanderbilt (11/20/19)
Field Goals Made	10	Aaron Nesmith at Vanderbilt (11/20/19)
Field Goal Att.	17	Tyler Toopes vs Oakland City (11/05/19)
	17	Aaron Nesmith at Vanderbilt (11/20/19)
FG Pct (min 5 made)	1.000 (6-6)	Darien Jackson at Tulsa (11/16/19)
3-Point FG Made	5	Camron Justice at Western Ky. (11/09/19)
3-Point FG Att.	8	Aaron Nesmith at Vanderbilt (11/20/19)
	8	Jeremiah Saunders vs Southeastern La. (11/23/19)
3-Pt FG Pct (min 2 made)	.750 (3-4)	Scotty Pippen Jr. at Vanderbilt (11/20/19)
Free Throws Made	10	Brandon Rachal at Tulsa (11/16/19)
Free Throw Att.	11	Brandon Rachal at Tulsa (11/16/19)
FT Pct (min 3 made)	1.000 (5-5)	Damani Applewhite vs South Carolina St. (11/25/19)
Rebounds	12	Nathaniel Schmittler vs Oakland City (11/05/19)
	12	Charles Bassey at Western Ky. (11/09/19)
Assists	9	Saben Lee at Vanderbilt (11/20/19)
Steals	5	Brandon Rachal at Tulsa (11/16/19)
Blocked Shots	2	Josh Anderson at Western Ky. (11/09/19)
	2	Jared Savage at Western Ky. (11/09/19)
	2	Tyron Brewer vs Southeastern La. (11/23/19)
Turnovers	7	Tyler Toopes vs Oakland City (11/05/19)
Fouls	5	J.D. Hoover vs Oakland City (11/05/19)
	5	Brandon Gonzalez vs Southeastern La. (11/23/19)



ELI ABAEV

6-8 • 210 • R-Junior • Guard/Forward
Deerfield Beach, Fla. (ESFC)

CAREER AUSTIN PEAY STATISTICS

Year	GP	GS	Min	Avg	FG	FGA	Pct	3G	3GA	Pct	FT	FTA	Pct	Off	Def	Tot	Avg	PF	FO	Ast	TO	Blk	Stl	Pts	Avg
2018-19																									
2019-20	6	6	163	27.2	13	26	.500	0	1	.000	16	24	.667	16	29	45	7.5	20	0	7	9	7	6	42	7.0
TOTAL	6	6	163	27.2	13	26	.500	0	1	.000	16	24	.667	16	29	45	7.5	20	0	7	9	7	6	42	7.0

2019-20 HIGHLIGHTS AND NOTABLES

- Earned gold for Team USA at the 2019 Maccabi European Games in Budapest, averaging 17.0 points and 15.3 rebounds.
- Redshirted first season as a Gov.
- Averaged 9.1 ppg and 9.8 rpg for Eastern Florida State College in 2017-18, leading the Titans to a 30-5 record and a third-place finish at the NJCAA National Championship Tournament.
- 2017 NJCAA Championship All-Tournament team for national runners-up.
- Started in his Austin Peay debut against Oakland City.
- Swatted three shots against Tulsa, hitting 4-of-5 shots from the floor as well.
- Nearly earned first double-double with nine points and nine boards at Vanderbilt.
- Snared 10 rebounds against Southeastern Louisiana.
- Just missed a double-double but broke into double digits in scoring with 10 points and nine boards against South Carolina State.

2019-20 GAME-BY-GAME BREAKDOWN

Opponent	Min	FGM	Pct	3GM	Pct	FTM	Pct	Off-Tot	PF	A	TO	Blk	Stl	Pts
Oakland City	18	1-2	.500	0-0	.000	2-4	.500	2-5	1	2	3	0	2	4
at WKU	24	2-4	.500	0-0	.000	4-6	.667	3-6	4	1	1	1	0	8
at Tulsa	33	4-5	.800	0-0	.000	1-1	1.000	1-6	4	0	2	3	2	9
at Vanderbilt	38	2-5	.400	0-0	.000	5-8	.625	4-9	4	1	1	1	0	9
SELA	29	1-3	.333	0-1	.000	0-1	.000	2-10	4	1	1	0	2	2
SC State	21	3-7	.429	0-0	.000	4-4	1.000	4-9	3	2	1	2	0	10
at Arkansas														
North Florida														
at WVU														
McKendree														
vs. Duquesne														
vs. Ala. State														
at Georgia														
SEMO														
UT Martin														
at TN Tech														
at JSU														
at SEMO														
at UT Martin														
TSU														
Belmont														
SIUE														
EIU														
at TSU														
at Belmont														
Murray St.														
EKU														
at SIUE														
at EIU														
Morehead St.														
at Murray St.														

CAREER BESTS

(Percentages based on minimum three attempts)

SCORING	10.....vs. South Carolina State (11/25/19)
FGM	4.....at Tulsa (11/16/19)
FG%	.800.....(4-5) at Tulsa (11/16/19)
3FGM	N/A.....
3FGA	N/A.....
FTM	4.....m.r. vs. South Carolina State (11/25/19)
FT%	1.000.....(4-4) vs. South Carolina State (11/25/19)
REB	10.....vs. Southeastern Louisiana (11/23/19)
AST	2.....m.r. vs. South Carolina State (11/25/19)
STL	2.....m.r. vs. Southeastern Louisiana (11/23/19)
BLK	3.....at Tulsa (11/16/19)
MIN	38.....at Vanderbilt (11/20/19)
† - school record ‡ - tied school record m.r. - most recently	



JORDYN ADAMS

6-3 • 200 • Freshman • Guard
Silsbee, Tex. (Silsbee HS)

CAREER AUSTIN PEAY STATISTICS

Year	GP	GS	Min	Avg	FG	FGA	Pct	3G	3GA	Pct	FT	FTA	Pct	Off	Def	Tot	Avg	PF	FO	Ast	TO	Blk	Stl	Pts	Avg
2019-20	6	4	187	31.2	31	67	.463	8	26	.308	23	33	.697	4	19	23	3.8	13	0	11	11	3	5	93	15.5
TOTAL	6	4	187	31.2	31	67	.463	8	26	.308	23	33	.697	4	19	23	3.8	13	0	11	11	3	5	93	15.5

2019-20 HIGHLIGHTS AND NOTABLES

- Three-star prospect who rated as the No. 22 player in the state of Texas.
- 2019 Super Gold Boys Basketball Player of the Year at Silsbee HS.
- Led the Tigers to back-to-back Texas Class 4A state titles.
- Scored 20 off the bench in his Austin Peay debut, the first 20-point effort by a true freshman in his Austin Peay debut since at least the turn of the century.
- Made first start at Tulsa, scoring 12 of his 15 points in the first half.
- Dominated the proceedings at Vanderbilt with a career-best 25 points, knocking down four three-pointers.
- Earned OVC Freshman of the Week honors after averaging 20.5 ppg and 4.5 rpg on 56.5 percent shooting against Vanderbilt and Southeastern Louisiana.

2019-20 GAME-BY-GAME BREAKDOWN

Opponent	Min	FGM	Pct	3GM	Pct	FTM	Pct	Off-Tot	PF	A	TO	Blk	Stl	Pts
Oakland City	28	9-17	.529	0-5	.000	2-4	.500	2-6	0	5	0	0	3	20
at WKU	22	1-8	.125	1-3	.333	4-6	.667	2-2	4	0	2	0	1	7
at Tulsa	30	4-11	.364	1-4	.250	6-7	.857	0-4	4	2	3	0	1	15
at Vanderbilt	38	8-11	.727	4-7	.571	5-6	.833	0-3	3	0	1	1	0	25
SELA	36	5-12	.417	1-5	.200	5-8	.625	0-6	2	1	4	1	0	16
SC State	33	4-8	.500	1-2	.500	1-2	.500	0-2	0	3	1	1	0	10
at Arkansas														
North Florida														
at WVU														
McKendree														
vs. Duquesne														
vs. Ala. State														
at Georgia														
SEMO														
UT Martin														
at TN Tech														
at JSU														
at SEMO														
at UT Martin														
TSU														
Belmont														
SIUE														
EIU														
at TSU														
at Belmont														
Murray St.														
EKU														
at SIUE														
at EIU														
Morehead St.														
at Murray St.														

CAREER BESTS

(Percentages based on minimum three attempts)

SCORING	25.....at Vanderbilt (11/20/19)
FGM	9.....vs. Oakland City (11/5/19)
FG%	.727.....(8-11) at Vanderbilt (11/20/19)
3FGM	4.....at Vanderbilt (11/20/19)
3FGA	7.....at Vanderbilt (11/20/19)
FTM	6.....at Tulsa (11/16/19)
FT%	.857.....(6-7) at Tulsa (11/16/19)
REB	6.....m.r. vs. Southeastern Louisiana (11/23/19)
AST	5.....vs. Oakland City (11/5/19)
STL	3.....vs. Oakland City (11/5/19)
BLK	1.....vs. Southeastern Louisiana (11/23/19)
MIN	38.....at Vanderbilt (11/20/19)
† - school record ‡ - tied school record m.r. - most recently	



CODEY BATES

6-2 • 195 • Freshman • Guard
Memphis, Tenn. (Southwind HS)

CAREER AUSTIN PEAY STATISTICS

Year	GP	GS	Min	Avg	FG	FGA	Pct	3G	3GA	Pct	FT	FTA	Pct	Off	Def	Tot	Avg	PF	FO	Ast	TO	Blk	Stl	Pts	Avg
2019-20	2	0	4	2.0	1	2	.500	0	1	.000	0	0	.000	1	0	1	0.5	2	0	0	0	0	0	2	1.0
TOTAL	2	0	4	2.0	1	2	.500	0	1	.000	0	0	.000	1	0	1	0.5	2	0	0	0	0	0	2	1.0

2019-20 HIGHLIGHTS AND NOTABLES

- Walk-on from Memphis.
- Averaged 19 points, 8 rebounds and 6 assists at Southwind High School.
- Played AAU for Alabama Celtics.
- Saw action late against Oakland City in the opener.
- Played final minute against South Carolina State.

2019-20 GAME-BY-GAME BREAKDOWN

Opponent	Min	FGM	Pct	3GM	Pct	FTM	Pct	Off-Tot	PF	A	TO	Blk	Stl	Pts
Oakland City	3	1-2	.500	0-1	.000	0-0	.000	1-1	1	0	0	0	0	2
at WKU	DNP													
at Tulsa	DNP													
at Vanderbilt	DNP													
SELA	DNP													
SC State	1	0-0	.000	0-0	.000	0-0	.000	0-0	1	0	0	0	0	0
at Arkansas														
North Florida														
at WVU														
McKendree														
vs. Duquesne														
vs. Ala. State														
at Georgia														
SEMO														
UT Martin														
at TN Tech														
at JSU														
at SEMO														
at UT Martin														
TSU														
Belmont														
SIUE														
EIU														
at TSU														
at Belmont														
Murray St.														
EKU														
at SIUE														
at EIU														
Morehead St.														
at Murray St.														

CAREER BESTS

(Percentages based on minimum three attempts)

SCORING	2.....vs. Oakland City (11/5/19)
FGM	1.....vs. Oakland City (11/5/19)
FG%	N/A.....
3FGM	N/A.....
3FGA	1.....vs. Oakland City (11/5/19)
FTM	N/A.....
FT%	N/A.....
REB	1.....vs. Oakland City (11/5/19)
AST	N/A.....
STL	N/A.....
BLK	N/A.....
MIN	3.....vs. Oakland City (11/5/19)
† - school record ‡ - tied school record m.r. - most recently	



ANTWUAN BUTLER

6-0 • 195 • Sophomore • Guard
Philadelphia, Pa. (Cardinal O'Hara HS)

CAREER AUSTIN PEAY STATISTICS

Year	GP	GS	Min	Avg	FG	FGA	Pct	3G	3GA	Pct	FT	FTA	Pct	Off	Def	Tot	Avg	PF	FO	Ast	TO	Blk	Stl	Pts	Avg
2018-19	27	5	460	17.0	32	94	.340	10	33	.303	25	39	.641	14	40	54	2.0	67	0	71	32	2	11	99	3.7
2019-20	6	6	151	25.2	16	39	.410	4	10	.400	13	17	.765	5	15	20	3.3	19	1	29	14	1	8	49	8.2
TOTAL	33	11	611	18.5	48	133	.361	14	43	.326	38	56	.679	19	55	74	2.2	86	1	100	46	3	19	148	4.5

2019-20 HIGHLIGHTS AND NOTABLES

- Nickname: Booty
- First APSU freshman to start at point guard since Z. Glotta (2015); handed out four assists in his debut vs. Oakland City last season.
- Missed six games with an upper-body injury suffered against USF.
- Opened sophomore campaign with career-best 13-point outing against Oakland City.
- Repeated that effort with another 13-point night at Western Kentucky.
- Smallest player on the floor pulled down career-high seven rebounds at Tulsa.
- Recorded 100th career assist during the South Carolina State game.

2019-20 GAME-BY-GAME BREAKDOWN

Opponent	Min	FGM	Pct	3GM	Pct	FTM	Pct	Off-Tot	PF	A	TO	Blk	Stl	Pts
Oakland City	22	6-9	.667	0-0	.000	1-1	1.000	1-4	2	4	3	0	1	13
at WKU	26	3-8	.375	0-2	.000	7-7	1.000	0-3	3	5	0	0	0	13
at Tulsa	33	2-8	.250	2-4	.500	2-2	1.000	2-7	2	3	5	0	4	8
at Vanderbilt	25	3-8	.375	1-2	.500	0-0	.000	0-0	5	7	1	0	2	7
SELA	23	0-2	.000	0-0	.000	2-4	.500	1-4	4	6	3	0	1	2
SC State	22	2-4	.500	1-2	.500	1-3	.333	1-2	3	4	2	1	0	6
at Arkansas														
North Florida														
at WVU														
McKendree														
vs. Duquesne														
vs. Ala. State														
at Georgia														
SEMO														
UT Martin														
at TN Tech														
at JSU														
at SEMO														
at UT Martin														
TSU														
Belmont														
SIUE														
EIU														
at TSU														
at Belmont														
Murray St.														
EKU														
at SIUE														
at EIU														
Morehead St.														
at Murray St.														

CAREER BESTS

(Percentages based on minimum three attempts)

SCORING	13.....m.r. at Western Kentucky (11/9/1)
FGM	6.....vs. Oakland City (11/5/19)
FG%	.667.....(6-9) vs. Oakland City (11/5/19)
3FGM	2.....m.r. at Tulsa (11/16/19)
3FGA	5.....at Eastern Illinois (1/19/19)
FTM	7.....at Western Kentucky (11/9/1)
FT%	1.000.....(7-7) at Western Kentucky (11/9/1)
REB	7.....at Tulsa (11/16/19)
AST	9.....vs. Eastern Kentucky (1/3/19)
STL	5.....at Eastern Kentucky (2/28/19)
BLK	1.....vs. SIU Edwardsville (2/7/19)
MIN	33.....at Tulsa (11/16/19)
† - school record	‡ - tied school record m.r. - most recently



6-8 • 195 • Junior • Forward
Bronx, N.Y. (Williston State)

CAREER AUSTIN PEAY STATISTICS

Year	GP	GS	Min	Avg	FG	FGA	Pct	3G	3GA	Pct	FT	FTA	Pct	Off	Def	Tot	Avg	PF	FO	Ast	TO	Blk	Stl	Pts	Avg
2019-20	5	0	39	7.8	9	15	.600	2	6	.333	2	3	.667	5	7	12	2.4	6	0	3	0	2	1	22	4.4
TOTAL	5	0	39	7.8	9	15	.600	2	6	.333	2	3	.667	5	7	12	2.4	6	0	3	0	2	1	22	4.4

2019-20 HIGHLIGHTS AND NOTABLES

- Led Williston State (N.D.) College to a NJCAA Region XIII tournament appearance.
- Averaged 12.0 points, 4.4 rebounds and 1.3 steals as a sophomore.
- Native of Sierra Leone.
- Big debut against Oakland City saw him score 17 points and pull in a team-high nine boards, all in the second half.

2019-20 GAME-BY-GAME BREAKDOWN

[illegible]

CAREER BESTS

(Percentages based on minimum three attempts)

SCORING	17.....vs. Oakland City (11/5/19)
FGM	7.....vs. Oakland City (11/5/19)
FG%	.700.....(7-10) vs. Oakland City (11/5/19)
3FGM	2.....vs. Oakland City (11/5/19)
3FGA	4.....vs. Oakland City (11/5/19)
FTM	1.....vs. Oakland City (11/5/19)
FT%	N/A.....
REB	9.....vs. Oakland City (11/5/19)
AST	2.....vs. South Carolina State (11/25/19)
STL	1.....vs. Oakland City (11/5/19)
BLK	1.....m.r. vs. South Carolina State (11/25/19)
MIN	17.....vs. Oakland City (11/5/19)
† - school record	‡ - tied school record m.r. - most recently



SAM DEVAULT

41

6-10 • 220 • Freshman • Forward
Evansville, Ind. (Memorial HS)

CAREER AUSTIN PEAY STATISTICS

Year	GP	GS	Min	Avg	FG	FGA	Pct	3G	3GA	Pct	FT	FTA	Pct	Off	Def	Tot	Avg	PF	FO	Ast	TO	Blk	Stl	Pts	Avg
2019-20	4	0	34	8.5	7	9	.778	2	4	.500	2	2	1.000	0	8	8	2.0	3	0	0	3	0	0	18	4.5
TOTAL	4	0	34	8.5	7	9	.778	2	4	.500	2	2	1.000	0	8	8	2.0	3	0	0	3	0	0	18	4.5

2019-20 HIGHLIGHTS AND NOTABLES

- Ideal stretch-four in the Ohio Valley Conference.
- Averaged 14 points and led Memorial (Ind.) HS to a Class 3A Sectional title.
- Indiana Class Basketball All-Star Classic Junior game MOP with 22 points.
- Austin Peay debut featured 12 points, 7 rebounds in 18 minutes against Oakland City.
- Beat the halftime buzzer with one of two threes against South Carolina State.


2019-20 GAME-BY-GAME BREAKDOWN

Opponent	Min	FGM	Pct	3GM	Pct	FTM	Pct	Off-Tot	PF	A	TO	Blk	Stl	Pts
Oakland City	18	5-7	.714	0-2	.000	2-2	1.000	0-7	1	0	2	0	0	12
at WKU	5	0-0	.000	0-0	.000	0-0	.000	0-0	1	0	0	0	0	0
at Tulsa	DNP													
at Vanderbilt	DNP													
SELA	1	0-0	.000	0-0	.000	0-0	.000	0-0	0	0	0	0	0	0
SC State	10	2-2	1.000	2-2	1.000	0-0	.000	0-1	1	0	1	0	0	6
at Arkansas														
North Florida														
at WVU														
McKendree														
vs. Duquesne														
vs. Ala. State														
at Georgia														
SEMO														
UT Martin														
at TN Tech														
at JSU														
at SEMO														
at UT Martin														
TSU														
Belmont														
SIUE														
EIU														
at TSU														
at Belmont														
Murray St.														
EKU														
at SIUE														
at EIU														
Morehead St.														
at Murray St.														

CAREER BESTS

(Percentages based on minimum three attempts)

SCORING	12.....vs. Oakland City (11/5/19)
FGM	5.....vs. Oakland City (11/5/19)
FG%	.714.....(5-7) vs. Oakland City (11/5/19)
3FGM	2.....vs. South Carolina State (11/25/19)
3FGA	2.....m.r. vs. South Carolina State (11/25/19)
FTM	2.....vs. Oakland City (11/5/19)
FT%	N/A.....
REB	7.....vs. Oakland City (11/5/19)
AST	N/A.....
STL	N/A.....
BLK	N/A.....
MIN	18.....vs. Oakland City (11/5/19)
† - school record ‡ - tied school record m.r. - most recently	



PAVLE DJURISIC

6-8 • 225 • Freshman • Forward
Podgorica, Montenegro (Calusa Prep)

CAREER AUSTIN PEAY STATISTICS

Year	GP	GS	Min	Avg	FG	FGA	Pct	3G	3GA	Pct	FT	FTA	Pct	Off	Def	Tot	Avg	PF	FO	Ast	TO	Blk	Stl	Pts	Avg
2019-20	Has not yet played in 2019-20																								
TOTAL	None as a Gov																								

2019-20 HIGHLIGHTS AND NOTABLES

- Represented Montenegro at the 2019 FIBA U20 European Championships.
- Averaged 9.9 points and 4.0 rebounds per game in Tel Aviv.
- Prep teammate of Matheus Silveira at Calusa (Fla.) Prep.

2019-20 GAME-BY-GAME BREAKDOWN

Opponent	Min	FGM	Pct	3GM	Pct	FTM	Pct	Off-Tot	PF	A	TO	Blk	Stl	Pts
Oakland City	INJ													
at WKU	INJ													
at Tulsa	INJ													
at Vanderbilt	INJ													
SELA	INJ													
SC State	INJ													
at Arkansas														
North Florida														
at WVU														
McKendree														
vs. Duquesne														
vs. Ala. State														
at Georgia														
SEMO														
UT Martin														
at TN Tech														
at JSU														
at SEMO														
at UT Martin														
TSU														
Belmont														
SIUE														
EIU														
at TSU														
at Belmont														
Murray St.														
EKU														
at SIUE														
at EIU														
Morehead St.														
at Murray St.														

CAREER BESTS

(Percentages based on minimum three attempts)

SCORING	N/A.....
FGM	N/A.....
FG%	N/A.....
3FGM	N/A.....
3FGA	N/A.....
FTM	N/A.....
FT%	N/A.....
REB	N/A.....
AST	N/A.....
STL	N/A.....
BLK	N/A.....
MIN	N/A.....
† - school record ‡ - tied school record m.r. - most recently	



REGINALD GEE

6-3 • 220 • Grad Transfer • Guard
Houston, Tex. (Alabama State)

CAREER AUSTIN PEAY STATISTICS

Year	GP	GS	Min	Avg	FG	FGA	Pct	3G	3GA	Pct	FT	FTA	Pct	Off	Def	Tot	Avg	PF	FO	Ast	TO	Blk	Stl	Pts	Avg
2019-20	6	2	116	19.3	19	43	.442	9	19	.474	9	12	.750	2	6	8	1.3	8	0	4	8	1	4	56	9.3
TOTAL	6	2	116	19.3	19	43	.442	9	19	.474	9	12	.750	2	6	8	1.3	8	0	4	8	1	4	56	9.3

2019-20 HIGHLIGHTS AND NOTABLES

- Three-year starter at Alabama State, leading Hornets to SWAC semis in 2019.
- Second-team All-SWAC after averaging 13.0 ppg.
- Hit 40.4 percent from the floor and 38.8 percent from three at ASU.
- Efficient 11-point debut over 20 minutes against Oakland City.
- When foul trouble struck at Vanderbilt, turned in 31 minutes and scored season-best 14 points.

2019-20 GAME-BY-GAME BREAKDOWN

Opponent	Min	FGM	Pct	3GM	Pct	FTM	Pct	Off-Tot	PF	A	TO	Blk	Stl	Pts
Oakland City	20	4-8	.500	1-3	.333	2-2	1.000	0-1	0	0	2	0	0	11
at WKU	23	4-10	.400	1-3	.333	0-0	.000	0-0	2	0	1	0	1	9
at Tulsa	18	2-6	.333	2-5	.400	2-2	1.000	0-1	1	0	0	0	0	8
at Vanderbilt	31	4-9	.444	2-3	.667	4-7	.571	2-5	4	2	3	1	0	14
SELA	22	4-9	.444	3-5	.600	1-1	1.000	0-1	1	2	2	0	2	12
SC State	2	1-1	1.000	0-0	.000	0-0	.000	0-0	0	0	0	0	1	2
at Arkansas														
North Florida														
at WVU														
McKendree														
vs. Duquesne														
vs. Ala. State														
at Georgia														
SEMO														
UT Martin														
at TN Tech														
at JSU														
at SEMO														
at UT Martin														
TSU														
Belmont														
SIUE														
EIU														
at TSU														
at Belmont														
Murray St.														
EKU														
at SIUE														
at EIU														
Morehead St.														
at Murray St.														

CAREER BESTS

(Percentages based on minimum three attempts)

SCORING	14.....at Vanderbilt (11/20/19)
FGM	4.....m.r. vs. Southeastern Louisiana (11/23/19)
FG%	.500.....(4-8) vs. Oakland City (11/5/19)
3FGM	3.....vs. Southeastern Louisiana (11/23/19)
3FGA	5.....m.r. vs. Southeastern Louisiana (11/23/19)
FTM	4.....at Vanderbilt (11/20/19)
FT%	.571.....(4-7) at Vanderbilt (11/20/19)
REB	5.....at Vanderbilt (11/20/19)
AST	2.....m.r. vs. Southeastern Louisiana (11/23/19)
STL	2.....vs. Southeastern Louisiana (11/23/19)
BLK	1.....at Vanderbilt (11/20/19)
MIN	31.....at Vanderbilt (11/20/19)
† - school record ‡ - tied school record m.r. - most recently	



EVAN HINSON

6-4 • 235 • Senior • Guard/Forward
Deltona, Fla. (South Carolina)

CAREER AUSTIN PEAY STATISTICS

Year	GP	GS	Min	Avg	FG	FGA	Pct	3G	3GA	Pct	FT	FTA	Pct	Off	Def	Tot	Avg	PF	FO	Ast	TO	Blk	Stl	Pts	Avg
2019-20	5	4	86	17.2	7	27	.259	5	19	.263	0	0	.000	6	7	13	2.6	7	0	5	8	1	1	19	3.8
TOTAL	5	4	86	17.2	7	27	.259	5	19	.263	0	0	.000	6	7	13	2.6	7	0	5	8	1	1	19	3.8

2019-20 HIGHLIGHTS AND NOTABLES

- The rare two-sport Division I athlete at South Carolina.
- Three-year letterman on the hardwood, including 2016 Final Four appearance.
- Rated the No. 18 prep tight end in the nation by 247Sports and No. 19 by ESPN.
- Made Austin Peay debut with 21-minute outing at Western Kentucky.
- Played 25 minutes in first start as a Gov at Tulsa.
- 11 foul-plagued minutes at Vanderbilt.
- Best performance to date as a Gov against South Carolina State: eight points, including a pair of three-pointers, along with three rebounds and a blocked shot.

2019-20 GAME-BY-GAME BREAKDOWN

Opponent	Min	FGM	Pct	3GM	Pct	FTM	Pct	Off-Tot	PF	A	TO	Blk	Stl	Pts
Oakland City	INJ													
at WKU	21	2-9	.222	1-5	.200	0-0	.000	3-3	1	2	2	0	0	5
at Tulsa	25	1-5	.200	1-5	.200	0-0	.000	1-3	1	3	1	0	0	3
at Vanderbilt	11	0-3	.000	0-1	.000	0-0	.000	1-3	4	0	2	0	1	0
SELA	10	1-3	.333	1-3	.333	0-0	.000	0-1	0	0	2	0	0	3
SC State	19	3-7	.429	2-5	.400	0-0	.000	1-3	1	0	1	1	0	8
at Arkansas														
North Florida														
at WVU														
McKendree														
vs. Duquesne														
vs. Ala. State														
at Georgia														
SEMO														
UT Martin														
at TN Tech														
at JSU														
at SEMO														
at UT Martin														
TSU														
Belmont														
SIUE														
EIU														
at TSU														
at Belmont														
Murray St.														
EKU														
at SIUE														
at EIU														
Morehead St.														
at Murray St.														

CAREER BESTS

(Percentages based on minimum three attempts)

SCORING	8.....vs. South Carolina State (11/25/19)
FGM	3.....vs. South Carolina State (11/25/19)
FG%	.429.....(3-7) vs. South Carolina State (11/25/19)
3FGM	2.....m.r. vs. South Carolina State (11/25/19)
3FGA	5.....m.r. vs. South Carolina State (11/25/19)
FTM	N/A.....
FT%	N/A.....
REB	3.....m.r. vs. South Carolina State (11/25/19)
AST	3.....at Tulsa (11/16/19)
STL	1.....at Vanderbilt (11/20/19)
BLK	1.....vs. South Carolina State (11/25/19)
MIN	25.....at Tulsa (11/16/19)

† - school record ‡ - tied school record m.r. - most recently



6-3 • 190 • Freshman • Guard
Silsbee, Tex. (Silsbee HS)

[illegible]

- 2018 Texas Class 4A Player of the Year
- Ranked 30th in the Class of 2019 by Texas100.com
- Scored 39 points in the 2018 Class 4A title game to earn Tournament MVP honors.
- Lower-body injury will likely cost him 2019-20 season.

[illegible]

CAREER BESTS		(Percentages based on minimum three attempts)
SCORING	N/A.....	
FGM	N/A.....	
FG%	N/A.....	
3FGM	N/A.....	
3FGA	N/A.....	
FTM	N/A.....	
FT%	N/A.....	
REB	N/A.....	
AST	N/A.....	
STL	N/A.....	
BLK	N/A.....	
MIN	N/A.....	
† - school record ‡ - tied school record m.r. - most recently		



CARLOS PAEZ

5-10 • 180 • Freshman • Guard

Naguanagua, Venezuela (Sunrise Acad.)

CAREER AUSTIN PEAY STATISTICS

Year	GP	GS	Min	Avg	FG	FGA	Pct	3G	3GA	Pct	FT	FTA	Pct	Off	Def	Tot	Avg	PF	FO	Ast	TO	Blk	Stl	Pts	Avg
2019-20	6	0	84	14.0	6	16	.375	3	9	.333	15	16	.938	1	3	4	0.7	10	0	19	6	0	10	30	5.0
TOTAL	6	0	84	14.0	6	16	.375	3	9	.333	15	16	.938	1	3	4	0.7	10	0	19	6	0	10	30	5.0

2019-20 HIGHLIGHTS AND NOTABLES

- Represented Venezuela on its U14, U16 and U18 national teams.
- First-ever Venezuelan invitee to world-wide Basketball Without Borders program.
- Led Venezuela in steals and assists at 2015 FIBA Americas U16 Championships.
- Gavs were plus-10 with Paez on the floor at Tulsa.
- Played career-best 27 minutes against Southeastern Louisiana, scoring 7 points and dishing out 6 assists.
- Career-best 17 points included an 11-of-12 mark from the charity stripe against South Carolina State in 16 efficient minutes.
- Owns a 3.2-to-1 assist-to-turnover ratio through first six games.

2019-20 GAME-BY-GAME BREAKDOWN

Opponent	Min	FGM	Pct	3GM	Pct	FTM	Pct	Off-Tot	PF	A	TO	Blk	Stl	Pts
Oakland City	14	1-3	.333	0-1	.000	0-0	.000	1-2	4	5	0	0	2	2
at WKU	13	1-2	.500	0-1	.000	0-0	.000	0-0	3	3	0	0	3	2
at Tulsa	7	0-0	.000	0-0	.000	0-0	.000	0-0	0	2	1	0	0	0
at Vanderbilt	7	0-1	.000	0-1	.000	2-2	1.000	0-1	0	2	2	0	0	2
SELA	27	2-6	.333	1-3	.333	2-2	1.000	0-1	2	6	1	0	3	7
SC State	16	2-4	.500	2-3	.667	11-12	.917	0-0	1	1	2	0	2	17
at Arkansas														
North Florida														
at WVU														
McKendree														
vs. Duquesne														
vs. Ala. State														
at Georgia														
SEMO														
UT Martin														
at TN Tech														
at JSU														
at SEMO														
at UT Martin														
TSU														
Belmont														
SIUE														
EIU														
at TSU														
at Belmont														
Murray St.														
EKU														
at SIUE														
at EIU														
Morehead St.														
at Murray St.														

CAREER BESTS

(Percentages based on minimum three attempts)

SCORING	17.....vs. South Carolina State (11/25/19)
FGM	2.....m.r. vs. South Carolina State (11/25/19)
FG%	.500.....(2-4) vs. South Carolina State (11/25/19)
3FGM	2.....vs. South Carolina State (11/25/19)
3FGA	3.....m.r. vs. South Carolina State (11/25/19)
FTM	11.....vs. South Carolina State (11/25/19)
FT%	.917.....(11-12) vs. South Carolina State (11/25/19)
REB	2.....vs. Oakland City (11/5/19)
AST	6.....vs. Southeastern Louisiana (11/23/19)
STL	3.....m.r. vs. Southeastern Louisiana (11/23/19)
BLK	N/A.....
MIN	27.....vs. Southeastern Louisiana (11/23/19)
† - school record ‡ - tied school record m.r. - most recently	



MATHEUS SILVEIRA

7-0 • 255 • Sophomore • Center

Tres Pontas, Brazil (Calusa Prep)

CAREER AUSTIN PEAY STATISTICS

Year	GP	GS	Min	Avg	FG	FGA	Pct	3G	3GA	Pct	FT	FTA	Pct	Off	Def	Tot	Avg	PF	FO	Ast	TO	Blk	Stl	Pts	Avg
2018-19	7	0	64	9.1	8	15	.533	0	0	.000	1	5	.200	7	8	15	2.1	11	0	3	3	3	3	17	2.4
2019-20	6	2	47	7.8	3	8	.375	0	0	.000	3	7	.429	6	3	9	1.5	9	0	1	2	3	1	9	1.5
TOTAL	13	2	111	8.5	11	23	.478	0	0	.000	4	12	.333	13	11	24	1.8	20	0	4	5	6	4	26	2.0

2019-20 HIGHLIGHTS AND NOTABLES

- Injury robbed talented big man of all but seven games as a freshman.
- Needed just 17 minutes to score 10 points in debut against Oakland City.
- Prep teammate of Pavle Djuricic at Calusa (Fla.) Prep.
- Started first two contests against Oakland City and Western Kentucky.

2019-20 GAME-BY-GAME BREAKDOWN

Opponent	Min	FGM	Pct	3GM	Pct	FTM	Pct	Off-Tot	PF	A	TO	Blk	Stl	Pts
Oakland City	14	1-5	.200	0-0	.000	3-4	.750	3-5	2	0	1	1	1	5
at WKU	12	2-3	.667	0-0	.000	0-1	.000	0-1	3	0	1	1	0	4
at Tulsa	6	0-0	.000	0-0	.000	0-2	.000	0-0	2	0	0	0	0	0
at Vanderbilt	2	0-0	.000	0-0	.000	0-0	.000	0-0	1	0	0	0	0	0
SELA	4	0-0	.000	0-0	.000	0-0	.000	2-2	0	1	0	0	0	0
SC State	9	0-0	.000	0-0	.000	0-0	.000	1-1	1	0	0	1	0	0
at Arkansas														
North Florida														
at WVU														
McKendree														
vs. Duquesne														
vs. Ala. State														
at Georgia														
SEMO														
UT Martin														
at TN Tech														
at JSU														
at SEMO														
at UT Martin														
TSU														
Belmont														
SIUE														
EIU														
at TSU														
at Belmont														
Murray St.														
EKU														
at SIUE														
at EIU														
Morehead St.														
at Murray St.														

CAREER BESTS

(Percentages based on minimum three attempts)

SCORING	10.....vs. Oakland City (11/6/18)
FGM	5.....vs. Oakland City (11/6/18)
FG%	.714.....(5-7) vs. Oakland City (11/6/18)
3FGM	N/A.....
3FGA	N/A.....
FTM	3.....vs. Oakland City (11/5/19)
FT%	.750.....(3-4) vs. Oakland City (11/5/19)
REB	7.....vs. Oakland City (11/6/18)
AST	2.....vs. Campbell (11/18/18)
STL	2.....vs. Calvary (12/8/18)
BLK	1.....m.r. at Western Kentucky (11/9/19)
MIN	17.....vs. Oakland City (11/6/18)
† - school record ‡ - tied school record m.r. - most recently	



TERRY TAYLOR

6-5 • 230 • Junior • Guard/Forward
Bowling Green, Ky. (Bowling Green HS)

CAREER AUSTIN PEAY STATISTICS

Year	GP	GS	Min	Avg	FG	FGA	Pct	3G	3GA	Pct	FT	FTA	Pct	Off	Def	Tot	Avg	PF	FO	Ast	TO	Blk	Stl	Pts	Avg
2017-18	34	34	1070	31.5	196	362	.541	38	88	.432	100	137	.730	133	158	291	8.6	85	3	25	61	34	20	530	15.6
2018-19	33	33	1092	33.1	258	486	.531	50	147	.340	109	147	.741	111	183	294	8.9	66	2	57	64	30	35	675	20.5
2019-20	6	6	213	35.5	57	101	.564	9	28	.321	17	27	.630	24	31	55	9.2	10	0	5	14	11	9	140	23.3
TOTAL	73	73	2375	32.5	511	949	.538	97	263	.369	226	311	.727	268	372	640	8.8	161	5	87	139	75	64	1345	18.4

2019-20 HIGHLIGHTS AND NOTABLES

- 2019 Ohio Valley Conference Preseason Player of the Year in vote of both the media at-large and the league's coaches and communication directors.
- 2018 Ohio Valley Conference Freshman of the Year.
- Two-time First-team All-OVC and NABC All-District.
- Named to the Lou Henson Award Preseason Watch List.
- Led all scorers with 21 points against Oakland City.
- Dropped a game-high 22 points in return to hometown against Western Kentucky.
- Scored 22 points and added 11 rebounds at Tulsa for 25th double-double of his Austin Peay career.
- Crushed Southeastern Louisiana with 37 points and 16 rebounds en route to season's first OVC Player of the Week honors.
- Scored 25 points against South Carolina State to go with a career-high four blocked shots.

2019-20 GAME-BY-GAME BREAKDOWN

Opponent	Min	FGM	Pct	3GM	Pct	FTM	Pct	Off-Tot	PF	A	TO	Blk	Stl	Pts
Oakland City	28	10-16	.625	1-4	.250	0-0	.000	2-6	1	1	1	3	2	21
at WKU	39	10-19	.526	0-3	.000	2-3	.667	7-7	2	1	1	0	2	22
at Tulsa	37	7-15	.467	2-6	.333	6-7	.857	4-11	2	0	5	0	2	22
at Vanderbilt	40	4-15	.267	3-8	.375	2-6	.333	2-7	2	1	0	2	0	13
SELA	38	15-21	.714	3-5	.600	4-5	.800	5-16	1	1	4	2	1	37
SC State	31	11-15	.733	0-2	.000	3-6	.500	4-8	2	1	3	4	2	25
at Arkansas														
North Florida														
at WVU														
McKendree														
vs. Duquesne														
vs. Ala. State														
at Georgia														
SEMO														
UT Martin														
at TN Tech														
at JSU														
at SEMO														
at UT Martin														
TSU														
Belmont														
SIUE														
EIU														
at TSU														
at Belmont														
Murray St.														
EKU														
at SIUE														
at EIU														
Morehead St.														
at Murray St.														

CAREER BESTS

(Percentages based on minimum three attempts)

SCORING	42.....at Morehead State (2/16/19)
FGM	15.....m.r. vs. Southeastern Louisiana (11/23/19)
FG%	.818.....(9-11) vs. Morehead State (1/27/18)
3FGM	5.....m.r. at Morehead State (2/16/19)
3FGA	9.....at Morehead State (2/16/19)
FTM	11.....m.r. vs. Morehead State (3/7/19)
FT%	1.000.....(5-5) vs. Western Kentucky (12/22/17)
REB	18.....at Morehead State (2/16/19)
AST	5.....vs. Purdue Fort Wayne (12/15/18)
STL	3.....m.r. vs. SIU Edwardsville (2/7/19)
BLK	4.....vs. South Carolina State (11/25/19)
MIN	43.....at Evansville (12/16/17)
† - school record ‡ - tied school record m.r. - most recently	



6-2 • 200 • Freshman • Guard
Rutledge, Ga. (Morgan County HS)

Year	GP	GS	Min	Avg	FG	FGA	Pct	3G	3GA	Pct	FT	FTA	Pct	Off	Def	Tot	Avg	PF	FO	Ast	TO	Bk	Stl	Pts	Avg
2019-20	6	0	76	12.7	4	15	.267	3	13	.231	4	4	1.000	2	8	10	1.7	11	0	6	3	0	3	15	2.5
TOTAL	6	0	76	12.7	4	15	.267	3	13	.231	4	4	1.000	2	8	10	1.7	11	0	6	3	0	3	15	2.5

- Two-time Class AAA state champion for Morgan County (Georgia) High School
- 2019 Co-Region 8-AAA Player of the Year.
- Two-time All-State honoree via Atlanta Journal-Constitution.
- Filled the box score with five points, five rebounds, three assists and two steals against South Carolina State

Opponent	Min	FGM Pct	3GM Pct	FTM Pct	Off-Tot	PF A TO Blk Stl	Pts
Oakland City	18	1-3 .333	1-3 .333	0-0 .000	0-3	3 2 1 0 1	3
at WKU	13	2-5 .400	1-4 .250	0-0 .000	0-0	2 0 0 0 0	5
at Tulsa	8	0-1 .000	0-1 .000	0-0 .000	0-1	0 0 0 0 0	0
at Vanderbilt	8	0-0 .000	0-0 .000	2-2 1.000	0-1	3 1 0 0 0	2
SELA	2	0-1 .000	0-1 .000	0-0 .000	0-0	0 0 0 0 0	0
SC State	27	1-5 .200	1-4 .250	2-2 1.000	2-5	3 3 2 0 2	5
at Arkansas							
North Florida							
at WVU							
McKendree							
vs. Duquesne							
vs. Ala. State							
at Georgia							
SEMO							
UT Martin							
at TN Tech							
at JSU							
at SEMO							
at UT Martin							
TSU							
Belmont							
SIUUE							
EIUI							
at TSU							
at Belmont							
Murray St.							
EKU							
at SIUE							
at EIU							
Morehead St.							
at Murray St.							

(Percentages based on minimum three attempts)

SCORING	5.....m.r. vs. South Carolina State (11/25/19)
FGM	2.....at Western Kentucky (11/9/19)
FG%	.400.....(2-5) at Western Kentucky (11/9/19)
3FGM	1.....m.r. vs. South Carolina State (11/25/19)
3FGA	4.....m.r. vs. South Carolina State (11/25/19)
FTM	2.....m.r. vs. South Carolina State (11/25/19)
FT%	N/A.....
REB	5.....vs. South Carolina State (11/25/19)
AST	3.....vs. South Carolina State (11/25/19)
STL	2.....vs. South Carolina State (11/25/19)
BLK	N/A.....
MIN	27.....vs. South Carolina State (11/25/19)
† - school record	‡ - tied school record m.r. - most recently