

## • HOW TO FOLLOW •



### BIG TEN NETWORK

Lisa Byington (PxP)  
Dan Bonner (Analyst)



### RAZORBACK SPORTS NETWORK

Chuck Barrett (PxP)  
Matt Zimmerman (Analyst)



### SATELLITE RADIO

Sirius: -- • XM: 391  
Online Channel: 938



### LIVE STATS / WATCH CBS SPORTS NETWORK ONLINE

www.Indiana.StatBroadcast.com

https://www.foxsports.com/watch/1188867

## 2019-20 RAZORBACK SCHEDULE/RESULTS

OVERALL: 10-1 H: 8-0 • R: 1-1 • N: 1-0

SEC: 0-0

Home: 0-0 • Road: 0-0

[All Times Central]

Nov. 5	RICE	FAYETTEVILLE	W 91 43
Tuesday	OWLS	BUD WALTON ARENA	
Nov. 12	NORTH TEXAS	FAYETTEVILLE	W 66 43
Tuesday	MEAN GREEN	BUD WALTON ARENA	
Nov. 16	MONTANA +	FAYETTEVILLE	W 64 46
Saturday	GRIZZLIES	BUD WALTON ARENA	
Nov. 19	TEXAS SOUTHERN +	FAYETTEVILLE	W 82 51
Tuesday	TIGERS	BUD WALTON ARENA	
Nov. 22	SOUTH DAKOTA +	FAYETTEVILLE	W 77 56
Friday	COYOTES	BUD WALTON ARENA	
Nov. 25	AT GEORGIA TECH	ATLANTA, GA.	WOT 62 61
Monday	YELLOW JACKETS	MCCANISH PAVILION	
Nov. 30	NORTHERN KENTUCKY +	FAYETTEVILLE	W 66 60
Saturday	NORSE	BUD WALTON ARENA	
Dec. 3	AUSTIN PEAY	FAYETTEVILLE	W 69 61
Tuesday	GOVERNORS	BUD WALTON ARENA	
Dec. 7	AT WESTERN KENTUCKY	BOWLING GREEN, KY.	OTL 79 86
Saturday	HILLTOPPERS	E.A. DIDDLE ARENA	
Dec. 14	TULSA	FAYETTEVILLE	W 98 79
Saturday	GOLDEN HURRICANE	BUD WALTON ARENA	
Dec. 21	VS VALPARAISO	NORTH LITTLE ROCK	NO TV W 72 68
Saturday	CRUSADERS	SIMMONS BANK ARENA	
Dec. 29	AT INDIANA	BLOOMINGTON, IND.	5:00 PM
Sunday	HOOSIERS	SIMON SKJODT ASSEMBLY HALL	
Jan. 4	TEXAS A&M *	FAYETTEVILLE	6:00 PM
Saturday	AGGIES	BUD WALTON ARENA	
Jan. 8	AT LSU *	BATON ROUGE, LA.	8:00 PM
Wednesday	TIGERS	MARAVICH ASSEMBLY CENTER	
Jan. 11	AT OLE MISS *	OXFORD, MISS.	5:00 PM
Saturday	REBELS	THE PAVILION	
Jan. 15	VANDERBILT *	FAYETTEVILLE	7:30 PM
Wednesday	COMMODORES	BUD WALTON ARENA	
Jan. 18	KENTUCKY *	FAYETTEVILLE	3:00 PM
Saturday	WILDCATS	BUD WALTON ARENA	
Jan. 22	AT MISSISSIPPI STATE *	STARKVILLE, MISS.	6:00 PM
Wednesday	BULLDOGS	HUMPHREY COLISEUM	
Jan. 25	TCU %	FAYETTEVILLE	3:00 PM
Saturday	HORNED FROGS	BUD WALTON ARENA	
Jan. 29	SOUTH CAROLINA *	FAYETTEVILLE	7:30 PM
Wednesday	GAMECOCKS	BUD WALTON ARENA	
Feb. 1	AT ALABAMA *	TUSCALOOSA, ALA.	5:00 PM
Saturday	CRIMSON TIDE	COLEMAN COLISEUM	
Feb. 4	AUBURN *	FAYETTEVILLE	6:00 PM
Tuesday	TIGERS	BUD WALTON ARENA	
Feb. 8	AT MISSOURI *	COLUMBIA, MO.	2:30 PM
Saturday	TIGERS	MIZZOU ARENA	
Feb. 11	AT TENNESSEE *	KNOXVILLE, TENN.	6:00 PM
Tuesday	VOLUNTEERS	THOMPSON-BOLING ARENA	
Feb. 15	MISSISSIPPI STATE *	FAYETTEVILLE	NOON
Saturday	BULLDOGS	BUD WALTON ARENA	
Feb. 18	AT FLORIDA *	GAINESVILLE, FLA.	6:00 PM
Tuesday	GATORS	STEPHEN C. O'CONNELL CENTER	
Feb. 22	MISSOURI *	FAYETTEVILLE	NOON
Saturday	TIGERS	BUD WALTON ARENA	
Feb. 26	TENNESSEE *	FAYETTEVILLE	7:30 PM
Wednesday	VOLUNTEERS	BUD WALTON ARENA	
Feb. 29	AT GEORGIA *	ATHENS, GA.	5:00 PM
Saturday	BULLDOGS	STEGEMAN COLISEUM	
Mar. 4	LSU *	FAYETTEVILLE	6:00 PM
Wednesday	TIGERS	BUD WALTON ARENA	
Mar. 7	AT TEXAS A&M *	COLLEGE STATION, TEXAS	3:30 PM
Saturday	AGGIES	REED ARENA	
Mar. 11-15	AT SEC TOURNAMENT	NASHVILLE, TENN.	
Wed - Sun		BRIDGESTONE ARENA	

BOLD - Home Game

\* - SEC Game

+ - Collegiate Hoops Roadshow - Razorback Regional

% - Big 12/SEC Challenge

^ - SEC Tournament

Arkansas SID: Mike Cawood • tmcawood@uark.edu • 479-236-2090

www.ArkansasRazorbacks.com

www.CoachMuss.com



@RazorbackMBB  
@EricPMusselman



@RazorbackMBB



/RazorbackMBB



# GAME 12 RAZORBACKS

DECEMBER 29, 2019 • SUNDAY • 6:00 PM (ET) / 5:00 PM (CT)  
BLOOMINGTON, IND. • SIMON SKJODT ASSEMBLY HALL (17,222)

## (RV) ARKANSAS RAZORBACKS

Overall: 10-1 0-0 SEC

Head Coach: Eric Musselman (San Diego '87)

At Arkansas: 10-1 (1st Yr) • Collegiate HC Record: 120-35 (5th Yr)



## (RV) INDIANA HOOSIERS

Overall: 11-1 0-0 Big Ten

Head Coach: Archie Miller (NC State '02)

At Indiana: 45-32 (3rd Yr) • Overall: 184-95 (9th Yr)



### Versus Indiana

- This is the fifth meeting between Arkansas and Indiana. The series is tied, 2-2, but the Hoosiers are 2-0 versus the Razorbacks in Bloomington.
- Indiana won the first game in the series with a 75-50 decision early in the 1949-50 season in Bloomington.
- A mere 58 years later, Arkansas won the next encounter, 86-72, in the first round of the 2008 NCAA Tournament East Regional.
- The team met twice last season. The Razorbacks won an exciting 73-72 decision in Bud Walton Arena in game three. The Hoosiers evened the series, 2-2, with a 63-60 win in the second round of the 2019 NIT.

### #33 in NET, #20 in RPI, #12 Seed in Bracketology

- Arkansas' NET was 33 in the most recent NCAA NET rankings (Dec. 16).
- Arkansas' NET is 2nd-best among SEC schools behind Auburn (8).
- The rest of the SEC: Tennessee (46); Ole Miss (51); Florida (56); LSU (58); Missouri (68); Kentucky (72); Georgia (75); Alabama (77); South Carolina (90); Miss. State (101); Vanderbilt (133) and Texas A&M (205).
- Arkansas has an RPI of 20.
- Arkansas' RPI is better than eight teams in the top 25, including Memphis, Penn State, Arizona, Michigan, Iowa, Virginia, Gonzaga and Washington.
- ESPN's Joe Lunardi has the Hogs as a #12 seed, facing VCU in a play-in game to earn one of the final spots.

### Musselmans History with Indiana

- There is not a lot of history between the schools. However, the Musselmans have a history with the Hoosiers.
- Eric Musselman coached former Hoosiers Calbert Chaney, Brian Evans, Alan Henderson, Keith Smart, Jay Edwards and Jim Thomas in professional basketball.
- On Jan. 8, 1972 Minnesota hosted Indiana. The game was the Big 10 opener for both teams and the first Big 10 game conference game coached by Golden Gopher head coach Bill Musselman (Eric's father) and Hoosier head coach was Bobby Knight. Minnesota won 52-51.
- Bill Musselman and Bobby Knight also grew up as high school rivals.
- During the 1998 NBA lockout, Bill and Eric Musselman spent a week with Coach Knight observing practice.

### Non-Conference Road Trips

- (HogStats): This season is just the second time in the 21st century that the Razorbacks have had three true road non-conference games in the regular season (i.e. excluding NIT games).
- 2019-20 - at Georgia Tech, Western Kentucky and Indiana
- 2014-15 - at SMU, Iowa State and Clemson
- Arkansas, Oklahoma and Boston College are the only Power 5 teams to play three true non-conference road games this season.

### Rare Trip to Big 10 for Hogs

- This will be just the eighth time Arkansas has played at a Big 10 opponent.
- Arkansas at Big 10 opponent 0-7
- at Indiana (NIT) 03/23/19 L, 60-63
- at Minnesota 11/22/16 L, 71-85
- at Michigan 12/08/12 L, 67-80
- at Ohio State 12/01/84 L, 84-85
- at Michigan 12/06/80 L, 65-75
- at Indiana 1949-50 L, 50-72
- at Illinois 1949-50 L, 53-65

## VERSUS INDIANA:

Arkansas Leads.....2-2  
Home:.....1-0  
Away:.....0-2  
Neutral:.....1-0

## THE SERIES:

12/15/49 L 75-50 A  
03/02/08 W 86-72 N (Raleigh, NCAA)  
11/18/18 W 73-72 H  
03/23/19 L 63-60 A (NIT)

### LAST TIME THEY MET:

Arkansas ..... 60

Indiana ..... 63

Mar. 23, 2019 - Assembly Hall

**BLOOMINGTON** - For the second time in 2018-19, Arkansas and Indiana battled to the end with the home team squeezing out a victory on each occasion.

In November, Arkansas won 73-72 in Bud Walton Arena on a Mason Jones free throw with 2.5 seconds left. On Saturday, the Hoosiers claimed a 63-60 victory in the second round of the National Invitation Tournament at Assembly Hall. The Razorbacks, seeded fifth in the NIT, end the 2018-19 season with an 18-16 record while #1 seed Indiana improves to 19-15.

Arkansas was down seven with 4:25 left in the game but held Indiana scoreless until six seconds were left to play to set up the exciting finish.

Jones made two free throws for Arkansas with 6.3 seconds left to make it a one-point deficit, 61-60. Devonte Green was fouled and made two from the charity stripe with 6.1 seconds remaining for a 3-point Hoosier cushion (63-60). Jalen Harris took the ensuing inbounds pass and his jumper just inside midcourt missed as time expired.

Desi Sills scored a career-high 18 points, going 4-of-6 from 3-point range. Isaiah Joe added 12 points and Jalen Harris had seven assists with just one turnover.

Green led the Hoosiers with 18 points and 11 rebounds. Juwon Morgan (15) and De'Ron Davis (10) each scored double figures.



Isaiah Joe is 1 of 20 named to the 2020 Jerry West Shooting Guard of the Year Award watch list.

FANS CAN VOTE AT:  
www.hoophallawards.com





## ERIC MUSSELMAN

### ARKANSAS HEAD COACH

120-35 • 5th year as head collegiate coach  
503-291 • 14 seasons as professional head coach

#### COLLEGIATE HEAD COACHING RECORD

Year	Record	Conference	Postseason
2015-16	24-14	10-8 MW (T4th)	CBI Champion
2016-17	28-7	14-4 MW (1st) ^ *	NCAA 1st Round
2017-18	29-8	15-3 MW (1st) ^	NCAA Sweet 16
2018-19	29-5	15-3 MW (1st) ^	NCAA 1st Round

**2019-20 9-1 --**  
**Totals 119-35 54-18**

^ - Regular season champion / \* - Tournament champion

Eric Musselman was named Arkansas' 13th head men's basketball coach on April 7, 2019. He has over 30 years of coaching experience, including four as a head coach at Nevada and 14 as a professional head coach.

In his four years as Nevada head coach, Musselman won at least 24 games each season (24, 28, 29 and 29) to post a 110-34 record and .764 winning percentage - sixth-best among active Division I coaches. Prior to entering the collegiate head coaching ranks, Musselman was a head coach for seven professional teams, including two seasons with the Golden State Warriors (2002-04) and one with the Sacramento Kings (2006-07). He has won over 550 games as a professional head coach with a combined winning percentage of .626 (553-330).

Musselman is married to Danyelle Sargent Musselman who has worked at ESPN, Fox Sports and the NFL Network as a broadcaster. Musselman has two sons Michael and Matthew and the couple has a daughter Mariah.

Musselman's father Bill was also an NBA head coach and they were the first father-son combination to become head coaches in the NBA.

## 2019-20 RAZORBACKS

No.	Name	Pos.	Yr.	Ht.	Wt.	Hometown	High School/Previous School
0	Jeantal Cylla	F	Gr.Sr.	6-7	215	Lake Worth, Fla.	Lake Worth Christian / UNC Wilmington
1	Isaiah Joe	G	So.	6-5	180	Fort Smith, Ark.	Fort Smith Northside HS
2	Adrio Bailey	F	Sr.	6-6	222	Clarence, La.	Lakeview HS
3	Desi Sills	G	So.	6-1	196	Jonesboro, Ark.	Jonesboro HS
5	Jalen Harris	G	Jr.	6-2	172	Wilson, N.C.	Word of God Christian Acad. / New Mexico
12	Ty Stevens	G	Jr.	6-2	187	Republic, Mo.	Republic HS
13	Emeka Obukwelu	F	R-Jr.	6-8	230	Plano, Texas	West Plano HS (UT Tyler)
14	Jamario Bell	F	Gr.Sr.	6-5	250	Junction City, Ark.	Junction City HS
15	Mason Jones	G	Jr.	6-5	207	Desoto, Texas	Triple A Academy / Connors State College
24	Ethan Henderson	F	So.	6-8	210	Little Rock, Ark.	Parkview Magnet HS
33	Jimmy Whitt Jr.	G	Gr.Sr.	6-3	175	Columbia, Mo.	Hickman HS / SMU
35	Reggie Chaney	F	So.	6-8	222	Tulsa, Okla.	Findlay Prep (Henderson, Nev.)
11	JD Notae	G	Jr.	6-2	185	Covington, Ga.	Newton HS / Jacksonville
22	Abayomi (Bay-Bey) Iyiola	F	Jr.	6-9	210	Atlanta, Ga.	Greenforest-McCaleb Christian Acad. / Stetson
23	Connor Vanover	F	So.	7-3	225	Little Rock, Ark.	Findlay Prep (Nev.) / California

**Head Coach**  
**Associate Head Coach**  
**Assistant Coach**  
**Assistant Coach**  
**Director of Operations**  
**Special Assistant to Head Coach**  
**Video Coordinator**  
**Director of Recruiting**  
**Recruiting Coordinator**  
**Head Athletic Trainer**  
**Head Strength Coach**  
**Graduate Assistants**

Eric Musselman San Diego, 1987 1st Season at Arkansas  
Chris Crutchfield Nebraska-Omaha, 1992 1st Season at Arkansas  
Corey Williams Oklahoma State, 2002 1st Season at Arkansas  
Clay Moser Wisconsin-La Crosse, 1987 1st Season at Arkansas  
Anthony Ruta Arizona State, 2012 1st Season at Arkansas  
Hays Myers LSU, 2016 1st Season at Arkansas  
Riley Hall Arkansas, 2016 4th Season at Arkansas  
Michael Musselman San Diego, 2018 1st Season at Arkansas  
Patrick Ackerman Detroit Mercy, 2016 1st Season at Arkansas  
Mark O'Neal Arkansas, 1989 1st Season at Arkansas  
Dave Richardson Louisiana-Monroe, 1989 2nd Season at Arkansas  
Velton Kennedy (Arkansas, 2017) Trey Thompson (Arkansas, 2018)  
Sean Bair (Dickinson College, 2012) Alec Kobre (Pacific, 2016)  
Jeremiah Bonus (Dayton, 2017) Alex Dellett (Arkansas, 2018)  
Max Penderly (Ohio, 2014) Bilal Rabbani (Emerson, 2017)

**Student Assistant:** Khalil Garland

**Managers:** Clay Cunningham • Jacob Leonard • Tyson Hicks • Jack Hutchinson • Ethan Westerman  
Michael Justus • Greg Croll • Luke Loveless • Jarod Summons • Zeb Wilson

## MUSSELMAN FILE

• Hometown: Ashland, Ohio  
• Birth Date: November 19, 1964  
• Wife: Danyelle • Children: Michael, Matthew, Mariah

## RAZORBACK ACTIVE ROSTER

 <b>#2 • Adrio BAILEY</b> Recreation & Sport MGMT	 <b>#14 • Jamario BELL</b> Recreation & Sport MGMT	 <b>#35 • Reggie CHANEY</b> Recreation & Sport MGMT
 <b>#0 • Jeantal CYLLA</b> Adult & Lifelong Learning	 <b>#5 • Jalen HARRIS</b> Communications	 <b>#24 • Ethan HENDERSON</b> Recreation & Sport MGMT
 <b>#1 • Isaiah JOE</b> Recreation & Sport MGMT	 <b>#15 • Mason JONES</b> Communications	 <b>#13 • Emeka OBUKWELU</b> Biology
 <b>#3 • Desi SILLS</b> Recreation & Sport MGMT	 <b>#12 • Ty STEVENS</b> Business Finance	 <b>#33 • Jimmy WHITT Jr.</b> Adult & Lifelong Learning
 <b>CHRIS CRUTCHFIELD</b> Associate Head Coach Nebraska-Omaha '92	 <b>COREY WILLIAMS</b> Assistant Coach Oklahoma State '02	 <b>CLAY MOSER</b> Assistant Coach Wisconsin-La Crosse '87

## PRONUNCIATION GUIDE

2 Adrio Bailey ..... Á-dree-OH  
4 Jeantal Cylla ..... GENE-tall...SILL-uh  
22 Abayomi Iyiola ..... AB-bah-YUM-ee ... EE-EE-oh-la  
11 JD Notae ..... No-TAY  
13 Emeka Obukwelu ..... Eh-MEHK-uh...O-Boo-Quay-Lu  
3 Desi Sills ..... Dez-ee  
Anthony Ruta ..... ROO-tuh

## ROSTER BY STATE

**Arkansas (5)**  
14 Jamario Bell Junction City  
24 Ethan Henderson Little Rock  
1 Isaiah Joe Fort Smith  
3 Desi Sills Jonesboro  
24 Connor Vanover Little Rock  
**Florida (1)**  
0 Jeantal Cylla Lake Worth  
**Georgia (2)**  
22 Abayomi Iyiola Atlanta  
11 JD Notae Covington  
**Louisiana (1)**  
2 Adrio Bailey Clarence  
**Missouri (2)**  
12 Ty Stevens Republic  
33 Jimmy Whitt Jr. Columbia  
**North Carolina (1)**  
5 Jalen Harris Wilson  
**Texas (2)**  
15 Mason Jones Desoto  
4 Emeka Obukwelu Plano  
**Oklahoma (1)**  
35 Reggie Chaney Tulsa

## ROSTER BY CLASS

**Graduate Senior (3)**  
0 Jeantal Cylla Forward  
14 Jamario Bell Forward  
33 Jimmy Whitt Jr. Guard  
**Senior (1)**  
2 Adrio Bailey Forward  
**Redshirt Junior (1)**  
4 Emeka Obukwelu Forward  
**Junior (5)**  
5 Jalen Harris Guard  
22 Abayomi Iyiola Forward  
15 Mason Jones Guard  
11 JD Notae Guard  
12 Ty Stevens Guard  
**Sophomore (5)**  
35 Reggie Chaney Forward  
24 Ethan Henderson Forward  
1 Isaiah Joe Guard  
3 Desi Sills Guard  
24 Connor Vanover Forward  
**Freshmen (0)**  
- NONE -



## MUSSELMAN CAREER HEAD COACHING RECORD

\* - Professional basketball **DOES NOT** count postseason in overall W-L records

**2003 NBA Coach of the Year Runner-Up**  
**2012 NBA D-League Coach of the Year**  
**2016 Bleacher Report Mountain West Coach of the Year**  
**2017 USBWA District VIII Coach of the Year**  
**2018 USBWA District VIII • NABC District 17 • Mountain West Coach of the Year**

COLLEGIATE	5th Season	120-35	7-4 Postseason
Nevada	4 years	110-34	7-4 Postseason
Arkansas	1st year	10-1	--
PROFESSIONAL	14 Seasons	503-291	50-39 Postseason * (553-330)
<b>CBA</b>	<b>7 years</b>	<b>270-122</b>	<b>39-34 Postseason *</b>
Rapid City	5 years	191-89	27-25 Postseason *
Florida	2 years	79-33	12-9 Postseason *
<b>USBL</b>	<b>2 years</b>	<b>53-3</b>	<b>4-0 Postseason *</b>
Florida	2 years	53-3	4-0 Postseason *
<b>NBA</b>	<b>3 years</b>	<b>108-138</b>	<b>--</b>
Golden State	2 years	75-89	--
Sacramento	1 year	33-49	--
<b>D-League</b>	<b>2 years</b>	<b>72-28</b>	<b>7-5 Postseason *</b>
Reno	1 year	34-16	2-3 Postseason *
Los Angeles	1 year	28-12	5-2 Postseason *
INTERNATIONAL	3 Years	24-14	--
Dominican	1 years	5-1	--
Venezuelan	2 years	19-13	--

## MUSSELMAN BY YEAR AS HEAD COACH

Year	Team	League	Record	Note for the Season	Reg. Season Div./Conf. Finish	Postseason
1989-90	Rapid City	CBA	42-14	<b>MOST WINS IN CBA</b>	1st National Conf.	Finals (8-8)
1991-92	Rapid City	CBA	37-19	<b>2nd-most wins in CBA</b>	1st National Conf.	Finals (9-7)
1992-93	Rapid City	CBA	44-12	<b>MOST WINS IN CBA</b>	1st National Conf.	Conf. Finals (5-3)
1993-94	Rapid City	CBA	37-19	<b>MOST WINS IN CBA</b>	1st National Conf.	Conf. Finals (5-5)
1994-95	Rapid City	CBA	31-25	6th-most wins in CBA	5th National Conf.	Conf. 1st Rd (0-2)
1995-96	Florida	CBA	41-15	<b>MOST WINS IN CBA</b>	1st National Conf.	Conf. Finals (5-3)
1996-97	Florida	CBA	38-18	<b>2nd-most wins in CBA</b>	1st American Conf.	Finals (7-6)
1995	Florida	USBL	25-2	<b>MOST WINS IN USBL</b>	1st Overall	Champion (1-0)
1996	Florida	USBL	28-1	<b>MOST WINS IN USBL</b>	1st Southern Div.	Champion (3-0)
2002-03	Golden State	NBA	38-44	6th Pacific Division	11th Western Conf.	--
2003-04	Golden State	NBA	37-45	14th Pacific Division	11th Western Conf.	--
2006-07	Sacramento	NBA	33-49	5th Pacific Division	11th Western Conf.	--
2010-11	Reno	D-League	34-16	<b>2nd-most wins in NBADL</b>	1st Western Conf.	Semifinals (2-3)
2011-12	Los Angeles	D-League	38-12	<b>MOST WINS IN NBADL</b>	1st Western Conf.	Finals (5-2)
2015-16	Nevada	NCAA	24-14	T49th - Most wins NCAA	T4th Mountain West	CBI Champion (5-1)
2016-17	Nevada	NCAA	28-7	T16th - Most wins NCAA	1st Mountain West	NCAA 1st Rd (0-1)
2017-18	Nevada	NCAA	29-8	T11th - Most wins NCAA	1st Mountain West	NCAA Sweet 16 (2-1)
2018-19	Nevada	NCAA	29-5	T15th - Most wins NCAA	1st Mountain West	NCAA 1st Rd (0-1)
2019-20	Arkansas	NCAA	10-1	--	--	--
2010	Dominican Team		5-1	Silver Medal Centrobasket Championship		
2011	Venezuelan Team		12-9	5th FIBA Americas Championship		
2012	Venezuelan Team		7-4	Silver Medal FIBA South American Championship		

## MUSSELMAN COACHING BY YEAR

1989-90	Head Coach	Rapid City Thrillers	CBA	2004-05	Asst. Coach	Memphis Grizzlies	NBA
1990-91	Asst. Coach	Minnesota Timberwolves	NBA	2005-06	Asst. Coach	Memphis Grizzlies	NBA
1991-92	Head Coach	Rapid City Thrillers	CBA	2006-07	Head Coach	Sacramento Kings	NBA
1992-93	Head Coach	Rapid City Thrillers	CBA	2007-10		DID NOT COACH	
1993-94	Head Coach	Rapid City Thrillers	CBA	2010-11	Head Coach	Reno Bighorns	NBADL
1994-95	Head Coach	Rapid City Thrillers	CBA	2011-12	Head Coach	Los Angeles Defenders	NBADL
Spring '95	Head Coach	Florida Sharks	USBL	2012-13	Asst. Coach	Arizona State Sun Devils	NCAA
1995-96	Head Coach	Florida Beachdogs	CBA	2013-14	Assoc HC	Arizona State Sun Devils	NCAA
Spring '96	Head Coach	Florida Sharks	USBL	2014-15	Assoc. HC	LSU Tigers	NCAA
1996-97	Head Coach	Florida Beachdogs	CBA	2015-16	Head Coach	Nevada Wolf Pack	NCAA
1998-99	Asst. Coach	Orlando Magic	NBA	2016-17	Head Coach	Nevada Wolf Pack	NCAA
1999-00	Asst. Coach	Orlando Magic	NBA	2017-18	Head Coach	Nevada Wolf Pack	NCAA
2000-01	Asst. Coach	Atlanta Hawks	NBA	2018-19	Head Coach	Nevada Wolf Pack	NCAA
2001-02	Asst. Coach	Atlanta Hawks	NBA	2019-20	Head Coach	Arkansas Razorbacks	NCAA
2002-03	Head Coach	Golden State Warriors	NBA				
2003-04	Head Coach	Golden State Warriors	NBA				

## Four Saturdays Sold Out; Lettermen Return for Texas A&amp;M

- Arkansas has officially sold out four upcoming men's basketball home games this season, including Kentucky (Jan. 18), TCU (Jan. 25), Mississippi State (Feb. 15) and Missouri (Feb. 22).
- The other home Saturday game (Texas A&M on Jan. 4) is tracking toward a sell-out but tickets remain for that contest.
- ^ Razorback Men's Basketball Lettermen Weekend will be versus Texas A&M. All former Razorback men's basketball players and their families are invited and can RSVP at <https://www.surveymonkey.com/r/ZJ5L552>.
- ^ For questions or additional information, contact Kevin Trainor at ktrainor@uark.edu

## The Valpo Rally: 3 Stops Go to Win

- Arkansas was down five (63-58) with 4:14 left in the game but went on a 12-2 run, thanks to a highlight-reel blocked shot by Adrio Bailey and two 3-pointers by Mason Jones, to pull out a 72-68 victory over Valparaiso at Simmons Bank Arena in North Little Rock.
- Isaiah Joe started the run at the 3:50 mark, making three free throws when he was fouled attempting a 3-pointer from the top of the key.
- **STOP 1:** With 1:30 remaining and the Hogs down three, Joe got a steal and fed Jones for a 3-pointer from the left wing to knot the game, 65-65.
- **STOP 2:** On Valpo's ensuing possession, Jimmy Whitt Jr., got a steal and Jones drained a triple with 53 seconds left for a 3-point Razorback lead.
- **STOP 3:** For the third consecutive defensive possession, Arkansas got a defensive stop as Bailey came through with the play of the game. The Crusaders' leading scorer, Javon Freeman-Liberty, drove the basket and Bailey blocked the layup attempt. Joe gathered the rebound, was fouled and sank two free throws to cap the run for a five-point lead with 36 seconds left.
- Valpo answered with a 3-pointer to make it a two-point game, but Jones was fouled on the in-bounds play and promptly drained two free throws with 25 seconds left to provide the 72-68 final.
- Jones, who battled foul trouble and missed his first three 3-pointers, made his last two triples of the game and was 8-of-9 from the free throw line to score 20 points. He added nine rebounds and four assists and was the only Razorback in double figures in the plus-minus with +17.
- Joe led the Razorbacks with 21 pints and added seven rebounds. He made five 3-pointers and was 6-of-7 from the free throw line. Bailey sank two early 3-pointers and finished with 10 points, five rebounds, four blocked shots and three steals. Whitt added 10 points as well.

## Joe &amp; Jones End 11-yr Drought

- Last year, Isaiah Joe and Mason Jones rarely had good games on the same day. Their best games together include FIU (Joe 34 & Jones 19) and Tennessee (Joe 23 & Jones 18).
- The duo have scored in double figures six times in the same game this season.
- ^ Jones scored 32 and Joe 24 in the season opener.
- ^ Game 2, each scored game-high 16 vs North Texas.
- ^ Both scored 16 in win over Austin Peay.
- **The past two games, Joe and Jones have each scored at least 20.**
- ^ **12/14/19 Tulsa Joe: 20 / Jones: 41**
- ^ **12/21/19 Valpo Joe: 21 / Jones: 20**
- **The last time two Razorbacks scored at least 20 points in back-to-back games was the 2008-09 season when Michael Washington and Courtney Fortson accomplished the feat.**
- ^ 12/10/08 NC Central Washington: 20 / Fortson: 20
- ^ 12/17/08 Austin Peay Washington: 24 / Fortson: 20

## Bucking Trends

- Arkansas trailed at halftime versus Valpo. The only other time Arkansas trailed at the break was an overtime loss at Western Kentucky.
- Arkansas trailed with five minutes to play versus Valpo. The only other time Arkansas trailed at the break was an overtime loss at Western Kentucky.
- For the first time this season, Arkansas trailed with two minutes to play.
- The Valpo game was the first time four Razorbacks scored in double figures. Isaiah Joe (21), Mason Jones (20), Jimmy Whitt Jr. (10) and Adrio Bailey (10).

## Still Great Defending 3; Still Pretty Good in Others

- Arkansas held Valpo to 28% shooting from 3-point range, marking the ninth time an opponent has shot 28% or worse. Overall, opponents are a combined 43-of-198 from long range
- **Arkansas' 21.7% 3-point defense ranks 2nd NCAA / 1st SEC.**
- Arkansas had nine steals versus Valpo – one below its season average. Arkansas has double-digit steals six times – 14 vs Rice, 13 vs Texas Southern, 11 each versus North Texas and Montana, 15 at Georgia Tech and 12 vs Tulsa.
- **Arkansas' 10.1 steals per game ranks 10th NCAA / 1st SEC.**
- Arkansas forced Valpo into 16 turnovers and the Razorbacks have forced at least 15 turnovers eight times this season including 27 in the season opener versus Rice.
- **The 18.73 turnovers forced ranks 10th NCAA / 1st SEC.**
- After committing a season-low eight turnovers versus Tulsa, The Razorbacks had 19 turnovers versus Valpo – the third-most by the Razorbacks this season as Arkansas committed 21 turnovers in the season opener and had 20 versus Austin Peay.
- **Arkansas' +5.0 turnover margin ranks 18th NCAA / 1st SEC.**
- Arkansas held its first five opponents to 56 points or less, including three teams in the 40's. However, the last three opponents are averaging 77.7 ppg and the team's scoring

**• MISCELLANEOUS STATS •**

**DOUBLE-FIGURE SCORING GAMES**

Player	15-16	16-17	17-18	18-19	19-20	Career
Whitt Jr.	9	NA	16	19	9	53
Cylla	14	11	NA	22	-	47
Joe	NA	NA	NA	28	9	37
Jones	NA	NA	NA	22	8	30
Harris	NA	2	NA	11	1	14
Bailey	NA	1	3	5	2	11
Sills	NA	NA	NA	5	4	9
Chaney	NA	NA	NA	6	-	6

**20+ POINT SCORING GAMES**

Player	15-16	16-17	17-18	18-19	19-20	Career
Jones	NA	NA	NA	7	4	11
Cylla	3	0	--	7	-	10
Joe	NA	NA	NA	5	4	9
Whitt Jr.	1	NA	1	6	2	8
Bailey	NA	0	0	1	-	1
Sills	NA	NA	NA	0	1	1

**30+ POINT SCORING GAMES**

Player	15-16	16-17	17-18	18-19	19-20	Career
Jones	NA	NA	NA	2	2	4
Joe	NA	NA	NA	1	1	2

**3+ THREE-POINTERS IN A GAME**

Player	15-16	16-17	17-18	18-19	19-20	Career
Joe	NA	NA	NA	20	8	28
Jones	NA	NA	NA	12	3	15
Sills	NA	NA	NA	4	1	5
Cylla	3	2	NA	3	-	8

**5+ THREE-POINTERS IN A GAME**

Player	15-16	16-17	17-18	18-19	19-20	Career
Joe	NA	NA	NA	8	3	11
Jones	NA	NA	NA	4	1	5
Cylla	1	0	NA	1	-	2

**DOUBLE FIGURE REBOUNDING GAMES**

Player	15-16	16-17	17-18	18-19	19-20	Career
Whitt Jr.	0	NA	2	5	2	9
Cylla	1	1	NA	1	-	3
Bailey	NA	0	0	0	1	1
Jones	NA	NA	NA	1	-	1
Chaney	NA	NA	NA	0	1	1

**DOUBLE FIGURE ASSISTS GAMES**

Player	15-16	16-17	17-18	18-19	19-20	Career
Harris	NA	0	NA	5	-	5

**DOUBLE-DOUBLES**

Player	15-16	16-17	17-18	18-19	19-20	Career
Whitt Jr.	0	NA	0	5	2	7
Cylla	1	1	NA	1	-	3
Harris	NA	0	NA	2	-	2
Bailey	NA	0	0	0	1	1
Jones	NA	NA	NA	1	-	1

**TRIPLE-DOUBLES**

Player	15-16	16-17	17-18	18-19	19-20	Career
Whitt Jr.	0	NA	0	1	-	1

**5+ ASSIST GAMES**

Player	15-16	16-17	17-18	18-19	19-20	Career
Harris	NA	1	NA	19	2	22
Whitt Jr.	0	NA	8	11	1	20
Jones	NA	NA	NA	5	-	5
Sills	NA	NA	NA	4	-	4
Joe	NA	NA	NA	2	2	4
Chaney	NA	NA	NA	0	1	1

**3+ STEALS IN A GAME**

Player	15-16	16-17	17-18	18-19	19-20	Career
Whitt Jr.	0	NA	8	7	2	17
Joe	NA	NA	NA	6	4	10
Harris	NA	2	NA	4	2	8
Bailey	NA	0	1	3	4	8
Jones	NA	NA	NA	3	4	7
Chaney	NA	NA	NA	2	1	3
Sills	NA	NA	NA	1	-	1
Cylla	0	1	NA	0	-	1

**3+ BLOCKS IN A GAME**

Player	15-16	16-17	17-18	18-19	19-20	Career
Chaney	NA	NA	NA	5	2	7
Bailey	NA	0	1	2	2	5
Whitt Jr.	0	NA	1	1	-	2
Henderson	NA	NA	NA	0	1	1

**RAZORBACK THAT SCORES FIRST**

Jimmy Whitt Jr.	FOR UA: 7 (6-1)	OVERALL: 4 (3-1)
Mason Jones	FOR UA: 3 (3-0)	OVERALL: 3 (3-0)
Desi Sills	FOR UA: 1 (1-0)	OVERALL: 1 (1-0)

average fell seven spots nationally.

**^ Arkansas' 59.7 ppg scoring defense ranks 18th NCAA / 3rd SEC.**

Arkansas was blowing teams out in the first five games, winning by an average of 28.2 points. The next three wins were by only by an average of 5.0 points. Then, Arkansas suffered a seven-point, overtime loss at Western Kentucky. The Razorbacks bounced back with an 18 point win versus Tulsa before pulling out a four-point win versus Valpo.

**^ Arkansas' +15.5 scoring margin ranks 20th NCAA / 2nd SEC.**

**Free Throw Improvement**

Arkansas has shot above 70 percent at the free throw line seven times this season and ranks **56th the NCAA / 4th in the SEC in FT% (.744)**.

56th of 350 teams is pretty good but it is spectacular when you consider that last year, the Hogs were 306th (of 351 teams) in free throw percentage (.668).

The team's percentage is bolstered by Mason Jones, who ranks **11th the NCAA in FT% (.930 • 66-of-71)**.

**So Far, This is the Worst and the Best Rebounding Year in History**

Arkansas knew all along with the loss of Daniel Gafford (8.7 rpg last season) and no size returning, rebounding was going to be an issue. Of the 350 NCA Division I schools...

Arkansas ranks 325th NCAA/14th SEC in offensive rebounds per game (7.55 avg).

Arkansas ranks 270th NCAA/13th SEC in rebound margin (-2.1 avg).

Arkansas ranks 235th NCAA/13th SEC in total rebounds per game (34.91 avg).

Arkansas ranks 99st NCAA/6th SEC in defensive rebounds per game (27.36 avg) ... **BUT SEE BELOW**

**THIS IS THE WORST OFFENSIVE REBOUNDING YEAR DATING BACK TO 1986-87\***

^ Arkansas gets 7.55 offensive boards while opponents get 26.72 defensive boards.

^ Arkansas gets a **program-worst 22.02% of available rebounds on the offensive end.**

**THIS IS THE BEST DEFENSIVE REBOUNDING YEAR DATING BACK TO 1986-87\***

^ Arkansas gets 27.36 defensive boards while opponents get 10.27 offensive boards.

^ Arkansas gets a **program-best 72.71% of available rebounds on the defensive end.**

\* - stat courtesy of [HogStats.com](http://HogStats.com) - offensive/defensive boards not separated prior to 1986-87 season.

**Jones: 2x SEC Player Of The Week**

Arkansas junior guard Mason Jones has been named the SEC Player of the Week twice this season.

**FIRST:** Scored a then career-high 32 points in the season-opening win over Rice. He not only set a career high for points, but he established career highs in field goals made (12), field goals attempted (18) and steals (5). He had seven rebounds (his 3rd-best career total), was 4-of-8 from 3-point range and 4-of-4 from the free throw line.

The 32 points by Jones were the second-most by a Razorback in a season opener and marked the third, 30-point game in Jones' career. His 17 first-half points nearly matched that of the Rice team (19).

**SECOND:** Scored a career-high 41 points and added six rebounds, while leading the team in assists (4) and steals (4). He tied career highs by going 12-of-18 from the field (7-of-7 from 2-point range) while going 5-of-11 from 3-point range and 12-of-13 at the free throw line.

41 points ties for 6th-most in the NCAA this season and ties for 7th-most in Arkansas history.

In the first half, Jones scored 20 points, including a long 3-pointer at the buzzer for a 16-point halftime lead. He also had three steals, two assists and a blocked shot.

In the second half, after Tulsa worked its 16-point deficit to nine (68-59 with 11:49 left), Jones scored 15 straight for the Razorbacks during an 18-5 run to give Arkansas a 22-point lead (86-64) with 6:00 left.

**Whitt and Jones Among Top 50 Guards in NCAA for FG%; Jones 65.5% from 2-pt Range**

Jimmy Whitt Jr., ranks **THIRD** in the SEC and 91st in the NCAA in field goal percentage (52.7%).

**^ Among NCAA guards, Whitt ranks 21st in FG% (52.7%).**

Mason Jones ranks **EIGHTH** in the SEC and 138th in the NCAA in field goal percentage (49.6%).

**^ Among NCAA guards, Jones ranks 46th in FG% (49.6%).**

However, Jones is shooting an impressive 65.5% (38-of-58) inside the 3-point arc this season.

**^ To put his 2-point shooting in perspective, #12 on the NCAA FG% leaders list is 65.3% by 6-10 forward Daniel Oturu (Minnesota).**

**Jones' "MUCH TO EARLY" Record Watch**

Mason Jones made his first 27 free throws (36 straight dating back to last season) and had a streak of 24 straight snapped when he missed his final attempt versus Tulsa. Overall, he is 66-of-71 and ranks 11th in the NCAA at 93%.

The Arkansas record for FT% in a season is also 93.9% (62-of-66) by Ricky Medlock in 1975.

Only six Razorbacks – for a combined nine times – have ended the season shooting over 90% from the line.

1. Ricky Medlock 93.9% (62-66) in 1975

2. Tommy Boyer **93.3%** (125-134) in 1962

3. Ricky Medlock **91.6%** (87-95) in 1974

4. Robert Birden 91.5% (65-71) in 1975

5. Darrell Hawkins 91.4% (74-81) in 1992

6. Pat Bradley 91.3% (63-69) in 1997

7. Tommy Boyer **91.3%** (147-161) in 1963

8. Dusty Hannahs 90.8% (108-119) in 2017

9. Pat Bradley 90.2% (74-82) in 1998

**BOLD INDICATES PLAYER LED NCAA**

**Hey Joe, Where you Going With Ball in Your Hand?**

Isaiah Joe went into several record books last season. He set four school records for 3-pointers, two SEC freshman records (while being just the fourth SEC frosh to lead the league 3PT%) and made the fourth-most 3-pointers by a freshman in NCAA history.

Joe is on the verge of entering the Arkansas career record for 3-pointers made.

^ Joe has made 152 career triples – one shy of 10th (153 by Jonathan Modica (2003-06)).

^ Joe has made 152 treys in 45 career games. By comparison, Modica needed 118 games to make his 153.

Joe makes 39.3% percent of his 3-pointers. At that pace, he would rank ninth in school history.

**10-1**

Arkansas is off to an 10-1 start for the first time since 2016-17. That 2016-17 team started 11-1.

Arkansas' best one-loss starts include:

1976-77 (2-1), 1977-78, (25-1), 1982-83 (24-1), 1990-91, (23-1), 1992-93 (23-1), 1997-98 (19-1 - final record), 1940-41 (15-1), 1928-29 (15-1), 2004-05 (13-1); 1924-25 (13-1), 2008-09 (12-1); 1993-94 (12-1), 1992-93 (12-1), 1926-27 (12-1), 2016-17 (11-1), 1994-95 (11-1), 1981-82 (11-1), 1935-36 (11-1), 1923-24 (11-1), 1978-79 (10-1), 1943-43 (10-1).

**Just A Minute**

- Thanks to two overtime games, Isaiah Joe and Jimmy Whitt Jr., rank among the SEC top 10 in minutes played.  
 ▲ **Isaiah Joe** 14th NCAA / 2nd SEC 37:06 minutes per game  
 ▲ **Jimmy Whitt Jr.** 43rd NCAA / 3rd SEC 35:41 minutes per game
- This is not a new phenomenon for Coach Musselman. At Nevada, three players ranked among the Mountain West top 10 in minutes played (each over 34) last season while two players were among the top four in minutes played in 2016-17 and 2017-18.

**Jimmy Uses Wit .... Point Guard or Point Center?**

- Jimmy Whitt Jr., is not your typical point guard. Namely, he is second on the team in rebounds (5.8) while he only dishes out 2.5 assists per game. And, as a guard, **he leads the team in field goal percentage** (52.7% to rank **THIRD in the SEC**) but has yet to attempt a 3-pointer.
- However, he possesses the best quality of a point guard – he rarely turns the ball over. In fact, **he only has 15 turnovers in 393 minutes ... 1 every 26.2 minutes.**
- Ironically, he had a season-high four turnovers in one game – Montana. The fourth of his four turnovers that game came at 17:44 of the second half. **After that last turnover versus Montana, Whitt played 158:18 over five games without a turnover. (The final 17:44 vs Montana, 33:46 minutes versus Texas Southern, 35:28 minutes versus South Dakota, 43:47 minutes versus Georgia Tech and the first 27:33 versus Northern Kentucky.)**

**Turnovers**

- An area of improvement Coach Musselman identified for this team early in the season is the amount of turnovers it had – 18 each exhibition win and **21 in the season opener versus Rice – tying for the most by any Eric Musselman-coached team.**
- After the season openers across the nation, Arkansas ranked **280th** of 305 DI teams for turnovers.
- Arkansas only committed 10 turnovers vs. North Texas, 13 vs. Montana and 10 vs. Texas Southern, eight versus South Dakota and 12 versus Northern Kentucky.  
 ▲ Arkansas was down to **94th** in the NCAA and was 1st in the SEC (12.6).
- THEN, the Razorbacks had 20 turnovers versus Austin Peay and 16 in the overtime loss at Western Kentucky.  
 ▲ As a result, Arkansas jumped to **175th** in the NCAA / 6th in the SEC with 13.8 turnovers per game.
- Arkansas bounced back and tied a season-low with just eight turnovers versus Tulsa to stand **130th** in the NCAA.
- The Hogs committed 18 the last time out (Valpo) and rank **174th** in the NCAA in turnovers.
- HOWEVER, IF ANYONE CAN RIGHT THE SHIP, IT IS COACH MUSSELMAN:**  
 ▲ Nevada went from ranking 200-plus in turnovers per game in year one to ranking inside the NCAA top 26 each of the last three years. In year one, Musselman's squad in turnovers per game went from:  
**Year 1:** 208th (13.0) in NCAA >> **Year 2:** 26th (11.0) in NCAA >> **Year 3:** 4th (9.6) in NCAA

**Joe: Just As Valuable on Defense as Offense ... and In Other Areas**

- Isaiah Joe is nearly matching his 3-pointers made with his deflections on defense.
- Joe has made **152** career 3-pointers and only needs 10 more to enter the school's all-time top 10.
- Joe has **136** career deflections, is second on the team with 20 steals and leads the team by drawing eight of the team's 16 charges this season. Joe also led the team in both steals (51) and charges drawn (27) last season.
- JOE'S OTHER CONTRIBUTIONS THIS SEASON: led the team in assists 3x • has 5-plus rebounds 6x times**

**Jones Comes Up Clutch Again**

- Mason Jones banked home a game-winning 3-pointer with 0.1 seconds left on the clock in overtime to lift Arkansas to a 62-61 win at Georgia Tech. Jones has made clutch inside the final seconds on three other occasions – twice to give Arkansas leads and once to secure a win.  
 ▲ **In game three last year versus Indiana:** Jones was fouled when getting a defensive rebound with two seconds left. Jones sank the first free throw to put Arkansas up one (73-72) then missed the second on purpose, forcing Indiana to heave a full-court shot as time expired.  
 ▲ **On Feb. 2, 2019 at #19 LSU:** Arkansas was down one (89-88) with 2:01 left. Neither team scored until Jones sank a runner in the lane with 22 seconds left for a 90-89 Razorback lead. LSU had three chances to score inside the final 22 seconds, but missed them all.  
 ▲ **On Feb. 5, 2019 vs Vanderbilt:** After LSU, Arkansas was in another barn-burner. Keyshawn Embry-Simpson made a 3-pointer with 14 seconds left to put the Hogs up one (67-66). After a turnover by Vandy, Jones was fouled with seven seconds left and he sank both free throws for a 3-point lead (69-66). Vandy missed a long 3-pointer as time expired.
- Versus Tulsa,** it wasn't as dramatic, but a buzzer-beater none the less. As the buzzer sounded, Jones shot a long 3-pointer at the top of the key. It hit the front of the rim, took a high bounce and went through the net to give Arkansas a 16-point led (50-34) at halftime.

**3-Ball Streak Continues**

- LAST YEAR: Mason Jones made a 3-pointer at 18:43 of the first half at South Carolina (Feb. 9, 2019) to mark the 1,000th-straight game Arkansas made at least one triple.
- Arkansas fans were getting nervous the streak might end versus Texas Southern. The Razorbacks were 0-of-13 from distance in the first half. However, Isaiah Joe opened the second half with a triple and would make six in the period en route to 29 second-half points - 33 total.
- Arkansas ranks fourth-tied on the NCAA active list of teams that have made at least one 3-pointer.
  1. UNLV 1,083 consecutive games (thru 12/21 - Next 12/28)
  2. Vanderbilt 1,075 consecutive games (thru 12/21 - Next 12/30)
  3. Duke 1,070 consecutive games (thru 12/19 - Next 12/28)
  4. **ARKANSAS 1,022 CONSECUTIVE GAMES**
  5. Western Kentucky 1,021 consecutive games (thru 12/21 - Next 12/28)
- UNLV, Vanderbilt and Princeton have made a 3-pointer in every game since the NCAA adopted the rule in 1986-87. Kentucky is the only other team to make a 3-pointer in over 1,000 games. However, the Wildcats' streak ended March 2018 at 1,047 games (0-for-6 vs. Davidson in NCAA first round).
- The last game Arkansas did not make a 3-pointer was when the Razorbacks went 0-for-2 at Texas on Jan. 07, 1989.**

**• ABOUT ARKANSAS •**

Location.....	Fayetteville, Ark.
Enrollment.....	27,559
Founded.....	1871
Colors.....	Cardinal (PMS 201) and White
Nickname.....	Razorbacks
Conference.....	Southeastern (SEC)
System President.....	Dr. Donald R. Bobbitt (Arkansas, 1980)
Chancellor.....	Dr. Joseph E. Steinmetz (C. Michigan, 1977)
Vice Chancellor / AD.....	Hunter Yurachek (Guilford, 1990)
Faculty Representative.....	Gerald Jordan (Arkansas, 1970)
Arena (Capacity).....	Bud Walton Arena (19,200)

**• HISTORY**

First Year of Basketball.....	1923-24
Seasons.....	97th
Overall Conference Championships.....	24 (2 SEC, 22 SWC)
NCAA Tournament Bids.....	33
• NCAA Tournament Record.....	42-32 (.568)
National Championships.....	1 (1994)
National Runner-Up.....	1 (1995)
NCAA Final Fours.....	6 (1941, 1945, 1978, 1990, 1994, 1995)
NCAA Elite Eight.....	6 (1978, 1979, 1990, 1994, 1995)
NCAA Sweet 16.....	10
NIT Record (App.).....	6-5 (4)

**• BASKETBALL STAFF**

Head Coach.....	Eric Musselman
• Alma Mater/Year.....	San Diego, 1987
• at Arkansas.....	10-1 (1st year)
• As Collegiate Head Coach.....	120-35 (5th year)
• As Professional Head Coach.....	508-392 (.634 - 14 seasons)
• SEC Record.....	1st Season
• In Bud Walton Arena.....	1st Season
Assoc HC.....	Chris Crutchfield (Nebraska-Omaha, 1992 - 1st yr)
Asst Coach.....	Corey Williams (Oklahoma State, 2002 - 1st yr)
Asst Coach.....	Clay Moser (Wisconsin-La Crosse, 1987 - 1st yr)
Dir. of Ops.....	Anthony Ruta (Arizona State, 2012 - 1st yr)
Special Asst to HC.....	Hays Myers (LSU, 2016 - 1st yr)
Video Coord.....	Riley Hall (Arkansas, 2016 - 4th yr)
Dir. of Recruiting.....	Michael Musselman (San Diego, 2018 - 1st yr)
Recruiting Coord.....	Patrick Ackerman (Detroit Mercy, 2016 - 1st yr)
Dir. of S-A Devel.....	Earl Boykins (Eastern Michigan, 1998 - 1st yr)
Dir. of Multimedia.....	Martina Wood (North Carolina, 2010 - 1st yr)

**Eric Muselman Live**

- Once again, there will be 12 Arkansas basketball radio shows at the two Sassy's locations in Fayetteville. The first six will be at Sassy's BBQ & Grille on Steamboat Drive (off Wedington Drive). The last six will be at Sassy's Red House on College Avenue.

**SASSY'S BBQ & GRILLE**

November 4  
November 11  
November 18  
December 2  
December 9  
December 16

**SASSY'S RED HOUSE**

January 6  
January 20  
January 27  
February 3  
February 24  
March 2





**• 2019-20 RECORD BREAKDOWN •**
**RECORD BREAKDOWN**

At Home	8-0
On The Road	1-1
Neutral	1-0
White Uniforms	4-0
White '94 Throwback Uniforms	5-0
Cardinal Uniforms	1-1

**GENERAL**

When Arkansas controls the tip	5-1
When opponent controls the tip	5-0
When Arkansas scores first	7-1
When opponent scores first	3-0

**LEADS AND DEFICITS**

Leading at the half - home	8-0
Leading at the half - road/neutral	1-0
Tied at the half - home	0-0
Tied at the half - road/neutral	0-0
Trailing at the half - home	0-0
Trailing at the half - road/neutral	1-1
Games decided by 5 points or fewer	2-0
Games decided by 10 points or fewer	3-1
Leading with 5:00 left in regulation	9-0
Leading with 2:00 left in regulation	9-1
Overtime games	1-1

**OFFENSE**

Scoring less than 70 points	5-0
Scoring 70-79 points	2-1
Scoring 80-89 points	1-0
Scoring 90-99 points	2-0
Scoring 100+ points	0-0
2 Players Or Less in Double Figures	1-0
3 Players in Double Figures	8-1
4 Players in Double Figures	1-0
5 Players in Double Figures	0-0
6 Players in Double Figures	0-0
1 Player Scores 20+ Points	4-1
2+ Players Score 20+ Points	3-0
When shooting 50 percent or higher	2-0
When shooting less than 50 percent	8-1

**REBOUNDING/TURNOVERS**

When out-rebounding opponent	3-0
When out-rebounded	7-1
When rebounds are even	0-0
When grabbing 10+ offensive reb	3-1
When forcing 15+ turnovers	7-1
When committing less than 15 turnovers	7-0
When committing 15+ turnovers	3-1

**When Top Scorer Is (Includes Ties)**

Mason Jones	Season: 5-0	Career: 12-3
Isaiah Joe	Season: 3-0	Career: 5-4
Jalen Harris	Season: 0-0	Career: 1-1
Desi Sills	Season: 1-0	Career: 1-1
Jimmy Whitt Jr.	Season: 3-0	Career: 8-7
Jeantal Cylla	Season: 0-0	Career: 3-8

**When Top Rebounder Is (Includes Ties)**

Mason Jones	Season: 3-0	Career: 5-2
Reggie Chaney	Season: 2-0	Career: 4-0
Adrio Bailey	Season: 2-0	Career: 4-1
Jimmy Whitt Jr.	Season: 2-1	Career: 8-10
Jeantal Cylla	Season: 0-0	Career: 0-4
Desi Sills	Season: 1-0	Career: 1-0
Isaiah Joe	Season: 2-0	Career: 2-0

**Months**

In November	7-0
In December	3-1
In January	0-0
In February	0-0
In March	0-0

**Steal Leaders**

Arkansas has three players ranked among the SEC top six in steals:

^ **Mason Jones ranks 3rd in the SEC in steals/gm (2.22) and ranks 5th in total steals (20).**

^ **Adrio Bailey ranks 4th in the SEC in steals/gm (1.91) and ranks 3rd in total steals (21).**

^ **Isaiah Joe ranks 6th in the SEC in steals/gm (1.82) and ranks 5th in total steals (20).**

**Bailey Coming Off Career Game ... Having Career Year**

Adrio Bailey may have played his best overall career game in the win over Valpo: ^ 10 pts • 5 rebs • 3 steals • 5 blocks:

^ Bailey made two 3-pointers ... He entered the game with two treys for the season and four for his career.

^ Bailey ranks sixth in the SEC in blocked shots (1.82) and has led the team in blocks six times this season.

**0-For-32; Other 0-For's**

Did you know, Arkansas' defense forced two opponents to miss a combined 32 consecutive 3-pointers over the first two games? Rice missed its first 3PT attempt, made its next two and **missed its last 22 ...** North Texas **missed its first 10** and finished the game making 2-of-its-last-7.

In game three, Montana **missed its first 10** (0-of-6 in the first half) and finished the game making 2-of-its-last-6.

Over a three-game span (first half of Rice, all of North Texas and into second half of Montana, **Arkansas held its opponents to 2-of-49 (4.1 percent)** from 3-point range.

**STATS BY HALF - OPPONENTS**

* 2nd half does not include OT						
	-- 1ST HALF --			-- 2nd HALF --		
	PTS	FG	3PT	PTS	FG	3PT
Rice	19	8-25/.320	2-13/.154	24	8-31/.258	0-12/.000
NTX	16	7-26/.269	0-9/.000	27	10-25/.400	2-8/.250
MONT	18	8-31/.258	0-6/.000	28	10-25/.400	2-10/.200
TXSOU	24	9-30/.300	1-7/.143	27	10-25/.400	1-4/.250
S DAK	24	10-30/.333	1-6/.167	32	12/25/.480	2-6/.333
@GT	30	10-21/.476	2-9/.222	29	11-27/.407	0-2/.000
NKU	28	12-26/.385	5-13/.385	32	10-25/.400	3-11/.273
APSU	30	10-25/.400	2-8/.250	31	12-28/.429	4-11/.364
@WKU	33	13-32/.406	3-11/.273	40	14-29/.483	2-7/.286
Tulsa	34	12-29/.414	1-6/.167	45	16-35/.457	3-12/.250
vValpo	34	14-36/.389	2-10/.200	34	13-36/.361	5-15/.333

**STATS BY HALF - ARKANSAS**

* 2nd half does not include OT						
	-- 1ST HALF --			-- 2nd HALF --		
	PTS	FG	3PT	PTS	FG	3PT
Rice	39	16-33/.485	4-12/.333	52	21-34/.618	6-13/.462
NTX	28	11-23/.478	3-10/.300	38	9-22/.409	3-12/.250
MONT	31	10-28/.357	3-13/.231	33	10-26/.385	1-7/.143
TXSOU	37	15-34/.441	0-13/.000	45	16-37/.432	6-13/.462
S DAK	39	15-35/.429	4-14/.286	38	16-31/.516	0-6/.000
@GT	30	12-31/.387	5-15/.333	26	9-23/.391	1-7/.143
NKU	33	14-31/.452	2-10/.200	33	9-24/.375	1-8/.125
APSU	34	12-21/.571	6-11/.545	35	10-25/.400	3-12/.250
@WKU	28	12-27/.406	3-11/.273	45	14-33/.424	6-16/.375
Tulsa	50	17-31/.548	6-15/.400	48	17-29/.586	5-15/.333
vValpo	32	12-28/.429	4-13/.308	40	9-24/.375	6-14/.429

**#PACE&SPACE**
**RECORD WATCH**
**Arkansas Career - 3's Made**

1.	366	Pat Bradley	1996-99
2.	274	Rotnei Clarke	2009-11
3.	267	Scotty Thurman	1993-95
4.	237	Anthlon Bell	2013-16
5.	226	Todd Day	1989-92
6.	218	Lee Mayberry	1989-92
7.	168	Jannero Pargo	2001-02
8.	160	Eric Ferguson	2003-06
9.	155	Dusty Hannahs	2016-17
10.	153	Jonathon Modica	2003-06

--	152	ISAIAH JOE	2019-PRES.
--	94	MASON JONES	2019-PRES.

**Arkansas Career - 3's Attempted**

1.	915	Pat Bradley	1996-99
2.	653	Rotnei Clarke	2009-11
3.	642	Anthlon Bell	2013-16
4.	618	Scotty Thurman	1993-95
5.	588	Todd Day	1989-92
6.	514	Lee Mayberry	1989-92
7.	480	Eric Ferguson	2003-06
8.	452	Stef Welsh	2007-10
9.	431	Brandon Dean	1999-02
10.	427	Jonathon Modica	2003-06

--	387	ISAIAH JOE	2019-PRES.
--	263	MASON JONES	2019-PRES.

**Arkansas Career 3's Made SEC GAMES ONLY**

1.	366	Pat Bradley	1996-99
2.	274	Rotnei Clarke	2009-11
3.	267	Scotty Thurman	1993-95
4.	237	Anthlon Bell	2013-16
5.	226	Todd Day	1989-92
6.	218	Lee Mayberry	1989-92
7.	168	Jannero Pargo	2001-02
8.	160	Eric Ferguson	2003-06
9.	155	Dusty Hannahs	2016-17
10.	153	Jonathon Modica	2003-06

--	60	ISAIAH JOE	2019-PRES.
----	----	------------	------------

**Arkansas Career 3's Att. SEC GAMES ONLY**

1.	429	Pat Bradley	1996-99
2.	336	Rotnei Clarke	2009-11
3.	326	Anthlon Bell	2013-16
4.	303	Scotty Thurman	1993-95
5.	266	Eric Ferguson	2003-06
6.	263	Jonathon Modica	2003-06
7.	223	Brandon Dean	1999-02
8.	221	Jannero Pargo	2001-02
9.	217	Stef Welsh	2007-10
10.	210	Dusty Hannahs	2016-17

--	141	ISAIAH JOE	2019-PRES.
----	-----	------------	------------



### Hogs Sign Davonte Davis

- Arkansas head coach Eric Musselman announced on Nov. 19 that Davonte Davis, a four-star recruit from Jacksonville, signed a National Letter of Intent with the Razorbacks.
- Davis (6-4, 175) is rated 80th on the ESPN Top 100 while ESPN has him the 18th-best shooting guard, the 18th-best player in the region and the second-best player in the state of Arkansas.
- "Our coaching staff is so excited to announce the signing of Davonte "Devo" Davis," Musselman said. "Devo will bring tremendous toughness and versatility to our Arkansas Razorbacks team. We love Devo's ability to be both a playmaker and a scorer at all three levels. He is an elite free throw attempt player and does a great job finishing through contact. From a defensive perspective, Devo will add a long, athletic defender that can guard multiple positions. He is an exhilarating, exciting point guard that Hog fans will love to watch and teammates will love to play with him."
- In other recruiting services, Davis is 100th on the 247Sports Composite and 16th among point guards. Rivals has him ranked 128th nationally and 29th at his position while 247Sports puts him 139th nationally and 21st among point guards. He is also #3 in the state by 247Sports.
- Davis was named to the 2019 USA TODAY All-Arkansas first team as a junior as he averaged 18.5 points, 5.3 rebounds and six assists per game. He played for Woodz Elite in the Nike EYBL.
- He is a three-time Arkansas Activities Association All-State selection, making the 2019 5A team with Jacksonville HS and the 2A teams in 2017 and 2018 while playing at Jacksonville Lighthouse.
- As a sophomore, Davis averaged 18.4 points, 8 assists, 7 rebounds and 2 steals. As a freshman, Davis averaged 16 points and seven rebounds in leading Lighthouse to conference and regional championships as well as the Class 2A state semifinal.



### Austria

Anton Beard UBSC Graz

### Canada

Olu Famutimi Guelph

Marvell Waithe London

### Chile

Rashad Madden CD Valdivia

### China

Courtney Fortson Guangsha L.

Sonny Weems Guangdong ST

### ECBL (USA)

Kareem Reed Rowan County

### Finland

Dustin Thomas Ura Basket

### G League (USA)

Dusty Hannahs Memphis

### Germany

Marshawn Powell Hamburg

### Greece

Moses Kingsley Peristeri GS

### Hungary

Alandise Harris ZTE KK

Anthlon Bell Nidaros Jets

### Italy

Jaylen Barford Pesaro

Charles Thomas Basket RAV

### Kazakhstan

Coty Clarke Astana

### Latvia

Jabril Durham Vostak 65

### Philippines

Michael Qualls North Port

### Saudi Arabia

Arlando Cook Abha

### Slovakia

Delvon Johnson Prievidza

### South Korea

JaCorey Williams Mobis Phoebus

### Turkey

Darian Townes Samsun

## Nolan Richardson Court

- Last March, the University of Arkansas System Board of Trustees unanimously approved a resolution to name the court at Bud Walton Arena for Hall of Fame coach Nolan Richardson.
- The University unveiled Nolan Richardson Court at Bud Walton Arena on October 20 prior to exhibition game with Little Rock. Arkansas won the game 79-64 on the newly-named court.
- Richardson was 389-169 in 17 seasons as Arkansas head coach and set a school record for wins. Among his many honors are NABC and Naismith Coach of the Year (1994), USBWA Most Courageous Award (1995), University of Arkansas Sports Hall of Honor (1996), Arkansas Sports Hall of Fame (1998), College Basketball Hall of Fame (2008) and the Naismith Memorial Basketball Hall of Fame (2014). He was honored with a banner in the rafters of Bud Walton Arena in 2015.
- He led the Razorbacks to 13 NCAA Tournament appearances including six Sweet 16's (1990, 1991, 1993, 1994, 1995, 1996), four Elite Eights (1990, 1991, 1994, 1995), three Final Fours (1990, 1994, 1995) a national runner-up finish (1995) and the 1994 NCAA Championship.
- In Richardson's 22 combined years as a head coach at the collegiate level – at Western Texas Junior College, the University of Tulsa and the University of Arkansas – he compiled a record of 508-206 (.711) and became the only head coach in college basketball history to win a National Junior College Championship, NIT Championship and NCAA Championship.





<b>Overall:</b>	<b>120-35</b>
- At Arkansas	10-1
Home:	66-5
Away:	35-20
Neutral:	19-10
<b>Conference Games:</b>	<b>54-18</b>
- At Arkansas	0-0
Home:	31-5
Away:	23-13
<b>Against Ranked Teams:</b>	<b>1-3</b>
- At Arkansas	0-0
Home:	0-0
Away:	0-1
Neutral:	1-2
<b>Record by Month:</b>	
November:	32-4
December:	24-8
January:	24-6
February:	23-6
March:	16-11
April:	1-0
<b>When Leading at Halftime:</b>	<b>92-4</b>
at Arkansas	9-0
<b>When Trailing at Halftime:</b>	<b>26-30</b>
at Arkansas	1-1
<b>When Tied at Halftime:</b>	<b>2-1</b>
at Arkansas	0-0
<b>Out-Rebounding Opp:</b>	<b>73-10</b>
at Arkansas	3-0
<b>Being Out-Rebounded:</b>	<b>40-23</b>
at Arkansas	7-1
<b>Rebounds Are Even:</b>	<b>7-1</b>
at Arkansas	0-0
<b>When Scoring First:</b>	<b>73-17</b>
at Arkansas	7-1
<b>When Opponent Scores First:</b>	<b>47-18</b>
at Arkansas	3-0
<b>One-Possession Games:</b>	<b>16-8</b>
at Arkansas	1-0
<b>Overtime Games:</b>	<b>7-4</b>
at Arkansas	1-1
<b>Games Decided by 1-5 Pts or Less:</b>	<b>26-14</b>
at Arkansas	2-0
<b>Games Decided by 6-10 Pts:</b>	<b>27-9</b>
at Arkansas	2-1
<b>Games Decided by 11-19 Pts:</b>	<b>35-8</b>
at Arkansas	2-0
<b>Games Decided by 20-plus Pts:</b>	<b>32-4</b>
at Arkansas	4-0
<b>Shooting 50 percent or Better:</b>	<b>40-1</b>
at Arkansas	2-0
<b>Shooting Pct. Better Than Opp:</b>	<b>97-5</b>
at Arkansas	8-0
<b>Shooting Pct. Worse Than Opp:</b>	<b>21-29</b>
at Arkansas	1-1
<b>Shooting Pct. Same as Opp:</b>	<b>1-1</b>
at Arkansas	0-0
<b>Out-Scoring Opp Bench:</b>	<b>56-1</b>
at Arkansas	3-0
<b>Out-Scored By Opp Bench:</b>	<b>60-25</b>
at Arkansas	7-1
<b>Bench Scoring Even:</b>	<b>4-0</b>
at Arkansas	0-0

<b>Scoring Below 50 Points:</b>	<b>0-0</b>
- At Arkansas	0-0
Home:	0-0
Away:	0-0
Neutral:	0-0
<b>Scoring 50-59 Points:</b>	<b>0-8</b>
- At Arkansas	0-0
Home:	0-1
Away:	0-5
Neutral:	0-2
<b>Scoring 60-69 Points:</b>	<b>13-11</b>
- At Arkansas	5-0
Home:	7-2
Away:	3-6
Neutral:	3-3
<b>Scoring 70-79 Points:</b>	<b>39-12</b>
- At Arkansas	2-1
Home:	21-2
Away:	12-7
Neutral:	6-3
<b>Scoring 80-89 Points:</b>	<b>43-2</b>
- At Arkansas	1-0
Home:	24-0
Away:	12-1
Neutral:	7-1
<b>Scoring 90-99 Points:</b>	<b>17-1</b>
- At Arkansas	2-0
Home:	10-0
Away:	6-1
Neutral:	1-0
<b>Scoring 100 or More Points:</b>	<b>8-1</b>
- At Arkansas	0-0
Home:	5-0
Away:	2-1
Neutral:	1-0

<b>Opponent Scores Below 50 Points:</b>	<b>5-0</b>
- At Arkansas	3-0
Home:	4-0
Away:	1-0
Neutral:	0-0
<b>Opponent Scores 50-59 Points:</b>	<b>20-1</b>
- At Arkansas	2-0
Home:	13-1
Away:	6-0
Neutral:	1-0
<b>Opponent Scores 60-69 Points:</b>	<b>48-6</b>
- At Arkansas	4-0
Home:	28-0
Away:	11-2
Neutral:	9-4
<b>Opponent Scores 70-79 Points:</b>	<b>33-12</b>
- At Arkansas	1-0
Home:	18-2
Away:	10-8
Neutral:	5-2
<b>Opponent Scores 80-89 Points:</b>	<b>13-11</b>
- At Arkansas	1-0
Home:	5-2
Away:	5-8
Neutral:	3-1
<b>Opponent Scores 90-99 Points:</b>	<b>1-3</b>
- At Arkansas	0-0
Home:	1-2
Away:	0-0
Neutral:	0-1
<b>Opponent Scores 100 or More Points:</b>	<b>1-2</b>
- At Arkansas	0-0
Home:	0-0
Away:	1-2
Neutral:	0-0

**MUSSELMAN VERSUS ALL OPPONENTS**

Opponent	Overall	at Nevada	at Arkansas	Last Meeting
Air Force	7-0	7-0	0-0	03/05/19
Akron	1-0	1-0	0-0	12/22/18
Alabama	• First Meeting •			
Arizona State	1-0	1-0	0-0	12/07/18
Arkansas-Little Rock	1-0	1-0	0-0	11/16/18
Auburn	• First Meeting •			
Austin Peay	1-0	0-0	1-0	11/12/19
Boise State	7-2	7-2	0-0	02/02/19
Bradley	1-0	1-0	0-0	12/03/16
Buffalo	1-0	1-0	0-0	11/25/16
BYU	1-0	1-0	0-0	11/06/18
Cal State Fullerton	0-1	0-1	0-0	11/28/15
California Baptist	1-0	1-0	0-0	11/19/18
Cincinnati	1-0	1-0	0-0	03/18/18
Coastal Carolina	1-0	1-0	0-0	11/13/15
Colorado State	7-1	7-1	0-0	02/02/19
Davidson	1-0	1-0	0-0	11/21/17
Drake	1-0	1-0	0-0	12/12/15
Eastern Washington	1-0	1-0	0-0	03/21/16
Florida	0-1	0-1	0-0	03/21/19
Fresno Pacific	1-0	1-0	0-0	12/09/15
Fresno State	6-3	6-3	0-0	02/23/19
Georgia	• First Meeting •			
Georgia Tech	1-0	0-0	1-0	11/25/19
Grand Canyon	1-0	1-0	0-0	12/09/18
Hawai'i	1-1	1-1	0-0	11/24/17
Holy Names	1-0	1-0	0-0	11/30/15
Idaho	1-0	1-0	0-0	11/10/17
Illinois State	1-0	1-0	0-0	11/29/17
Indiana	• First Meeting •			
Iona	1-1	1-1	0-0	11/26/16
Iowa State	0-1	0-1	0-0	03/16/17
Kentucky	• First Meeting •			
LSU	• First Meeting •			
Loyola-Chicago	1-1	1-1	0-0	11/28/18
Loyola Marymount	1-0	1-0	0-0	11/14/16
Ole Miss	• First Meeting •			
Mississippi State	• First Meeting •			
Missouri	• First Meeting •			
Montana	2-0	1-0	1-0	11/16/19
Montana State	1-0	1-0	0-0	11/15/15
Morehead State	2-1	2-1	0-0	04/01/16

Opponent	Overall	at Nevada	at Arkansas	Last Meeting
New Mexico	5-3	5-3	0-0	02/09/19
North Texas	1-0	0-0	1-0	11/12/19
Northern Kentucky	1-0	0-0	1-0	11/30/19
Oakland	1-0	1-0	0-0	11/23/16
Oregon State	1-1	1-1	0-0	11/18/16
Pacific	4-0	4-0	0-0	11/09/18
Portland State	1-0	1-0	0-0	11/25/15
Radford	1-0	1-0	0-0	12/17/17
Rhode Island	1-0	1-0	0-0	11/13/17
Rice	1-0	0-0	1-0	11/05/19
Saint Mary's	0-1	0-1	0-0	11/11/16
San Diego State	3-7	3-7	0-0	03/01/19
San Francisco	0-1	0-1	0-0	12/23/17
San Jose State	6-0	6-0	0-0	01/09/19
Santa Clara	2-0	2-0	0-0	11/15/17
South Carolina	• First Meeting •			
South Dakota	1-0	0-0	1-0	11/22/19
South Dakota State	1-0	1-0	0-0	12/15/18
Southern Cal	1-0	1-0	0-0	12/01/18
Southern Illinois	1-0	1-0	0-0	12/22/17
Tennessee	• First Meeting •			
Texas	1-0	1-0	0-0	03/16/18
Texas A&M	• First Meeting •			
TCU	0-1	0-1	0-0	12/08/17
Texas Southern	1-0	0-0	1-0	11/19/19
Texas Tech	0-1	0-1	0-0	12/05/17
Towson	1-0	1-0	0-0	12/21/16
Tulsa	2-0	1-0	1-0	12/14/19
UC Davis	1-0	1-0	0-0	12/19/17
UC Irvine	2-0	2-0	0-0	12/02/17
UC Santa Barbara	1-0	1-0	0-0	12/22/16
UMass	1-0	1-0	0-0	11/23/18
UNLV	7-2	7-2	0-0	02/27/19
Utah	1-0	1-0	0-0	12/29/18
Utah State	7-2	7-2	0-0	03/02/19
Valparaiso	1-0	0-0	1-0	12/21/19
Vermont	1-0	1-0	0-0	03/23/16
Washington	1-0	1-0	0-0	12/11/16
Western Kentucky	0-1	0-0	0-1	12/07/19
Wichita State	0-1	0-1	0-0	12/22/15
Wyoming	5-1	5-1	0-0	02/16/19
<b>Totals</b>	<b>120-35</b>	<b>110-34</b>	<b>10-1</b>	

**MUSSELMAN VERSUS CONFERENCES**

American Athletic	3-0	CAA	1-0	Ohio Valley	3-1
American East	1-0	C-USA	2-1	Pac-12	5-1
ACC	1-0	Horizon League	2-0	Patriot League	0-0
Atlantic Sun	0-0	Ind./Non D1	2-0	SEC	0-1
Atlantic 10	3-0	Ivy League	0-0	SoCon	0-0
Big East	0-0	MAAC	1-1	Southland	0-0
Big Sky	6-0	Mid-American	1-0	SWAC	1-0
Big South	2-0	MEAC	0-0	Summit League	2-0
Big Ten	0-0	Missouri Valley	6-2	Sun Belt	2-0
Big 12	1-3	Mountain West	60-21	WCC	8-2
Big West	5-2	Northeast	0-0	WAC	2-0





### BEST WINNING PERCENTAGE among active NCAA Division I head coaches (min 4 yrs) (stats.NCAA.org/head\_coaches • Thru Dec. 26 2019)

1	Mark Few, Gonzaga	.825	581-123	21st yr
2	Roy Williams, North Carolina	.786	878-239	32nd yr
3	<b>ERIC MUSSELMAN, ARKANSAS</b>	<b>.774</b>	<b>120-35</b>	<b>5th yr</b>
4	John Calipari, Kentucky	.772	716-212	28th yr
5	Mike Krzyzewski, Duke	.768	1142-345	45th yr
6	Rick Croy, Cal Baptist (2nd in DI)	.765	156-48	7th yr
7	Bill Self, Kansas	.764	689-213	27th yr
8	Chris Jans, New Mexico State	.750	87-29	4th yr
9	Sean Miller, Arizona	.739	394-139	16th yr
10	Chris Beard, Texas Tech	.738	180-64	8th yr

- Named General Manager of CBA's Rapid City Thrillers at age of 22. The next year, became head coach of the Thrillers at he age of 23, the youngest coach in CBA history.
- From 1990-1997, had 24 players called up to the NBA, the highest number in the league during that span ... The only person in CBA history to coach in five league All-Star Games (1990, 1992, 1993, 1994, 1997)
- The first coach in professional basketball history to win 100 games by the age of 28.
- At the age of 37, named head coach of the Golden State Warriors ... He and his father, Bill, were first father-son combination to both become head coaches in NBA history.
- In 2003, was runner-up to San Antonio's Gregg Popovich for NBA Coach of the Year Award voting (231 points, including 26 first-place votes).
- Only needed 130 games to win his 100th game as a collegiate head coach.

## INDIVIDUAL GAME HIGHS:

### Most Points:

at Nevada:	45	Jordan Caroline at New Mexico 01/07/17
	40	Jordan Caroline at Colorado St 02/06/19
	37	D.J. Fenner v UNLV 02/08/17
	34	Marqueze Coleman at Hawai'i 11/16/15
	33	Caleb Martin at Utah 12/29/18
	32	Marcus Marshall at Wyoming 01/14/17
	32	Marcus Marshall at Washington 12/11/16
	32	Tyron Criswell v E. Washington 03/21/16
	31	4x
	30	4x
at Arkansas:	41	Mason Jones vs Tulsa 12/14/19
	33	Isaiah Joe vs Texas Southern 11/19/19
	32	Mason Jones vs Rice 11/05/19
	24	Jimmy Whitt Jr. vs Northern Ky 11/30/19
	24	Mason Jones at Georgia Tech 11/25/19
	24	Jimmy Whitt Jr. vs South Dakota 11/22/19
	24	Isaiah Joe vs Rice 11/05/19

### SEC Game

### SEC Tourney

### NCAA Tourney

Bud Walton: 32 Mason Jones vs Rice 11/05/19

Road Game: 24 Mason Jones at Georgia Tech 11/25/19

Neutral Site: 21 Isaiah Joe vs Valpo 12/21/19

### Ranked Opp

### Frosh: --

Soph: 33 Isaiah Joe vs Texas Southern 11/19/19

Junior: 41 Mason Jones vs Tulsa 12/14/19

Senior: 24 Jimmy Whitt Jr. (2x) last vs Northern Ky 11/30/19

Season Opener: 32 Mason Jones vs Rice 11/05/19

### SEC Opener

### Most Field Goals Made:

at Nevada:	17	Jordan Caroline at New Mexico 01/07/17
	13	Cody Martin v Utah State 02/17/18
	12	Jordan Caroline at UNLV 02/25/17
	12	Cameron Oliver v E. Washington 03/21/16
	12	D.J. Fenner v UNLV 02/08/17
at Arkansas:	12	Mason Jones vs Tulsa 12/14/19
	12	Mason Jones vs Rice 11/05/19
	11	Jimmy Whitt Jr. vs South Dakota 11/19/19
	10	Isaiah Joe vs Rice 11/05/19

### Most 3-Pointers Made:

at Nevada:	8	Marcus Marshall at UNLV 02/25/17
	7	6x
at Arkansas:	6	Isaiah Joe vs Texas Southern 11/19/19

### Most Free Throws Made:

at Nevada:	15	Marcus Marshall v Boise State 02/22/17
	15	Marqueze Coleman v UNLV 01/23/16
	15	Marqueze Coleman at Hawai'i 11/16/15
	14	Jordan Caroline v Rhode Island 11/13/17
	14	Marcus Marshall at Wyoming 01/14/17
at Arkansas:	12	Mason Jones vs Tulsa 12/14/19
	9	Isaiah Joe vs Texas Southern 11/19/19
	9	Mason Jones vs North Texas 11/12/19

### Most Rebounds:

at Nevada:	24	Cameron Oliver v Fresno State 02/11/16
	21	Cameron Oliver at UNLV 02/20/16
	17	Cameron Oliver v Colorado State 03/04/17
	16	Jordan Caroline v Wyoming 01/03/18
	16	Jordan Caroline at Fresno St 01/12/19
	16	Jordan Caroline v BYU 11/06/18
	16	Cameron Oliver at Wyoming 01/14/17
	16	Tyron Criswell v Utah State 02/24/16
	16	AJ West at Pacific 11/21/15
at Arkansas:	12	Jimmy Whitt Jr. at Western Ky 12/07/19
	11	Reggie Chaney vs Northern Ky 11/30/19
	11	Adrio Bailey vs Montana 11/16/19
	10	Jimmy Whitt Jr. vs TX Southern 11/19/19

### SEC Game

### SEC Tourney

### NCAA Tourney

Bud Walton: 11 Reggie Chaney vs Northern Ky 11/30/19

Road Game: 12 Jimmy Whitt Jr. at Western Ky 12/07/19

Neutral Site: 9 Mason Jones vs Valpo 12/21/19

### Ranked Opp

### Frosh: -

Soph: 11 Reggie Chaney vs Northern Kentucky 11/30/19

Junior: 7 Mason Jones (2x)

Senior 12 Jimmy Whitt Jr. at Western Ky 12/07/19

Season Opener: 9 Adrio Bailey vs Rice 11/05/19

### SEC Opener

### Most OFFENSIVE Rebounds:

at Nevada:	11	AJ West at Pacific 11/21/15
	8	Cameron Oliver v Fresno State 02/11/16
at Arkansas:	5	Adrio Bailey vs Montana 11/16/19

### Most DEFENSIVE Rebounds:

at Nevada:	16	Cameron Oliver v Fresno State 02/11/16
	14	Cameron Oliver v Colorado State 03/04/17
	14	Cameron Oliver at Wyoming 01/14/17
	13	Cameron Oliver v Colorado State 03/11/17
	13	Cameron Oliver at Air Force 02/15/17
at Arkansas:	9	Jimmy Whitt Jr. at Western Ky 12/07/19
	9	Reggie Chaney vs Northern Ky 11/30/19
	9	Isaiah Joe at Georgia Tech 11/25/19
	8	2x

### Most Assists:

at Nevada:	11	Cody Martin v BYU 11/06/18
	11	Cody Martin v Colorado State 02/25/18
	11	Marqueze Coleman v Holy Names 11/30/15
	10	Cody Martin v Little Rock 11/16/18
	10	Cody Martin v Pacific 11/09/18
	10	Marcus Marshall v Colorado State 03/04/17
at Arkansas:	7	Isaiah Joe vs Rice 11/05/19

### SEC Game

### SEC Tourney

### NCAA Tourney

Bud Walton: 7 Isaiah Joe vs Rice 11/05/19

Road Game: 4 2x

### Neutral Site

### Ranked Opp

### Frosh: -

Soph: 7 Isaiah Joe vs Rice 11/05/19

Junior: 5 Jalen Harris (2x) last vs Northern Ky 11/25/19

Senior: 5 Jimmy Whitt Jr. vs Rice 11/05/19

Season Opener: 7 Isaiah Joe vs Rice 11/05/19

### SEC Opener

### Most Steals:

at Nevada:	5	Caleb Martin v California Baptist 11/19/18
	5	Jordan Caroline at San Diego St 02/12/17
	5	Marqueze Coleman at New Mexico 12/30/15
	4	17 times
at Arkansas:	5	Mason Jones at Georgia Tech 11/25/19
	5	Isaiah Joe vs Texas Southern 11/19/19
	5	Mason Jones vs Rice 11/05/19
	4	5x

### SEC Game

### SEC Tourney

### NCAA Tourney

Bud Walton: 5 Mason Jones vs Rice 11/05/19

Road Game: 5 Mason Jones at Georgia Tech 11/25/19

Neutral Site: 3 Adrio Bailey & Jimmy Whitt vs Valpo 12/21/19

### Ranked Opp

### Frosh: -

Soph: 5 Isaiah Joe vs Texas Southern 11/19/19

Junior: 5 Mason Jones (2x)

Senior: 4 Adrio Bailey vs North Texas 11/12/19

Season Opener: 5 Mason Jones vs Rice 11/05/19

### SEC Opener

### Most Blocked Shots:

at Nevada:	6	Cameron Oliver v Morehead State 04/01/16
	5	7x
at Arkansas:	5	Adrio Bailey vs Valpo 12/21/19
	5	Adrio Bailey vs Texas Southern 11/19/19
	3	Reggie Chaney at Western Ky 12/07/19
	3	Reggie Chaney vs South Dakota 11/22/19

### SEC Game

### SEC Tourney

### NCAA Tourney

Bud Walton: 5 Adrio Bailey vs Texas Southern 11/19/19

Road Game: 3 Reggie Chaney at Western Ky 12/07/19

Neutral Site: 5 Adrio Bailey vs Valpo 12/21/19

### Ranked Opp

### Frosh: -


Soph: 3 Reggie Chaney 2x

Junior: 2 Mason Jones vs Texas Southern 11/19/19

Senior: 5 Adrio Bailey 2x


Season Opener: 1 by 5 players

### SEC Opener



# 2019-20 SEC STANDINGS

THRU THURS - DEC. 25, 2019



	SEC	PCT.	HOME	AWAY	OVERALL	PCT.	HOME	ROAD	NEUTRAL	STRK
Auburn	-	-	-	-	11-0	1.000	6-0	1-0	4-0	W11
Arkansas	-	-	-	-	10-1	.909	8-0	1-1	1-0	W1
Georgia	-	-	-	-	8-3	.727	7-0	0-1	1-2	W2
Kentucky	-	-	-	-	8-3	.727	7-1	0-0	1-2	L2
Ole Miss	-	-	-	-	8-3	.727	6-1	0-1	2-1	W3
Mississippi State	-	-	-	-	8-3	.727	5-1	1-0	2-2	L1
Tennessee	-	-	-	-	8-3	.727	6-1	0-1	2-1	W1
South Carolina	-	-	-	-	8-4	.667	5-2	3-0	0-2	W2
Florida	-	-	-	-	7-4	.636	3-1	0-2	4-1	L1
LSU	-	-	-	-	7-4	.636	6-1	0-1	1-2	L2
Missouri	-	-	-	-	7-4	.636	5-1	1-1	1-2	W3
Vanderbilt	-	-	-	-	7-4	.636	7-2	0-1	0-1	W1
Alabama	-	-	-	-	6-5	.545	3-1	1-2	2-2	W2
Texas A&M	-	-	-	-	5-5	.500	5-1	0-0	0-4	W2

AP (Dec. 23)		
1	Gonzaga	13-1 1608
2	Ohio State	11-1 1520
3	Louisville	11-1 1460
4	Duke	10-1 1429
5	Kansas	9-2 1388
6	Oregon	10-2 1286
7	Baylor	9-1 1207
8	<b>AUBURN</b>	<b>11-0 1107</b>
9	Memphis	10-1 1040
10	Villanova	9-2 950
11	Michigan	9-3 889
12	Butler	11-1 853
13	Maryland	10-2 785
14	Michigan State	9-3 775
15	San Diego State	12-0 763
16	Virginia	9-2 595
17	Florida State	10-2 583
18	Dayton	9-2 541
19	<b>KENTUCKY</b>	<b>8-3 411</b>
20	Penn State	10-2 332
21	Washington	9-2 326
22	West Virginia	10-1 229
23	Texas Tech	8-3 178
24	Arizona	10-3 153
25	Iowa	8-3 125

COACHES (Dec. 23)		
1	Gonzaga (23)	13-1 785
2	Ohio State (7)	11-1 754
3	Duke	10-1 717
4	Louisville (2)	11-1 707
5	Kansas	9-2 676
6	Baylor	9-1 594
7	Oregon	10-2 588
8	<b>AUBURN</b>	<b>11-0 579</b>
9	Villanova	9-2 502
10	Memphis	10-1 462
11	Butler	11-1 432
12	Maryland	10-2 386
13	Virginia	9-2 362
14	San Diego State	12-0 356
15	Michigan	9-3 338
16	Michigan State	9-3 311
17	Florida State	10-2 298
18	Dayton	9-2 281
19	<b>KENTUCKY</b>	<b>8-3 220</b>
20	Washington	9-2 158
21	Penn State	10-2 146
22	Texas Tech	8-3 105
23	West Virginia	10-1 88
24	Arizona	10-3 85
25	Wichita State	10-1 70

**RECEIVING VOTES:** Wichita State 112, Colorado 79, Xavier 68, DePaul 54, **INDIANA 45**, Liberty 40, Utah State 36, Saint Mary's 29, Marquette 28, **TENNESSEE 24**, Northern Iowa 23, Creighton 12, Purdue 11, Georgetown 9, Stanford 7, BYU 4, St. John's 4, Virginia Tech 3, Seton Hall 2, East Tennessee State 1, Yale 1.

**RECEIVING VOTES:** Iowa 54; Colorado 42; Seton Hall 37; Xavier 36; **TENNESSEE 34**; Utah State 30; Purdue 26; Northern Iowa 24; Marquette 24; Stanford 17; Creighton 15; **INDIANA 14**; Saint Mary's 12; North Carolina 11; DePaul 9; VCU 7; Liberty 5; **ARKANSAS 2**; Oklahoma 1.

### ARKANSAS IN THE RANKINGS

WEEK	AP	COACH	NET
Preseason	--	--	N/A
Nov. 11	RV/11	N/A	N/A
Nov. 18	RV/3	RV/9	N/A
Nov. 25	RV/13	RV/12	N/A
Dec. 2	RV/17	RV/8	N/A
Dec. 9	--	RV/1	N/A
Dec. 16	RV/1	RV/10	23
Dec. 23	--	RV/2	33
Dec. 30			
Jan. 6			
Jan. 13			
Jan. 20			
Jan. 27			
Feb. 3			
Feb. 10			
Feb. 17			
Feb. 24			
Mar. 2			
Mar. 9			
Mar. 16			
FINAL			

**The last time Arkansas was ranked in the AP Poll...**  
 Top 25: #22 01/01/18  
 Top 15: #15 11/14/00  
 Top 10: #6 1995 Final Poll  
 Top 5: #5 03/07/95  
 No. 1: #1 '94-95 Preseason

Saturday, December 28	TV	CT
Long Beach St. at Florida	SEC	11:00 a.m.
Wisconsin at Tennessee	CBS	12:30 p.m.
Louisville at Kentucky	CBS	2:45 p.m.

Sunday, December 29		
Liberty at LSU	SEC	12:30 p.m.
Lipscomb at Auburn	SEC	3:00 p.m.
Tennessee Tech at Ole Miss	SECN+	3:00 p.m.
<b>ARKANSAS AT INDIANA</b>	<b>BIG TEN</b>	<b>5:00 P.M.</b>
Richmond at Alabama	SEC	5:30 p.m.

Monday, December 30		
Stetson at South Carolina	SECN+	2:00 p.m.
Austin Peay at Georgia	SECN+	6:00 p.m.
Kent St. at Mississippi State	SECN+	7:00 p.m.
Chicago St. at Missouri	SECN+	7:00 p.m.
Davidson at Vanderbilt	SECN+	7:00 p.m.
Texas Southern at Texas A&M	SECN+	7:00 p.m.

Saturday, January 4		
*LSU at Tennessee	ESPN2/U	11:00 a.m.
Georgia at Memphis	CBS	12:00 p.m.
*Missouri at Kentucky	SEC	1:00 p.m.
Ole Miss at Wichita St.	ESPN2/U	3:00 p.m.
*Auburn at Mississippi State	SEC	3:30 p.m.
*Alabama at Florida	ESPN2/U	5:00 p.m.
<b>*TEXAS A&amp;M AT ARKANSAS</b>	<b>SEC</b>	<b>6:00 P.M.</b>
SMU at Vanderbilt	SEC	7:00 p.m.

Tuesday, January 7		
*Florida at South Carolina	ESPN2/U	6:00 p.m.
*Tennessee at Missouri	SEC	6:00 p.m.
*Kentucky at Georgia	ESPN2/U	8:00 p.m.
*Ole Miss at Texas A&M	SEC	8:00 p.m.

Wednesday, January 8		
*Mississippi State at Alabama	SEC	6:00 p.m.
<b>*ARKANSAS AT LSU</b>	<b>ESPN2/U</b>	<b>8:00 P.M.</b>
*Vanderbilt at Auburn	SEC	8:00 p.m.

## #PROHOGS

38

» Arkansas has had 38 all-time NBA Draft selections from 36 different players in program history.

16

» The Razorbacks have 16 All-Star game appearances by Joe Johnson (7), Sidney Moncrief (5) and Alvin Robertson (4).

12

» Arkansas has 12 first round NBA Draft picks in program history with Sidney Moncrief going No. 5 overall in 1979.

**#PROHOGS**  
 Arkansas has had 29 former players go on to play in the NBA and four are currently on active rosters.

Player	Team	Yrs in NBA	Draft Class
Patrick Beverley	Clippers	8th	2009 - 42nd (LAC)
Daryl Macon *	Heat	2nd	2018-FA
Bobby Portis	Knicks	5th	2015 - 22nd (CHI)
Daniel Gafford	Bulls	1st	2019 - 38th (CHI)

\* - signed two-way contract

G League		
Dusty Hannahs	Memphis Hustle	2nd Year



## Versus 2019-20 Opponents

## NON-CONFERENCE

SCHOOL	GMS PLAYED	SERIES RECORD	H	A	N	LAST MEETING
AUSTIN PEAY	5	ARKANSAS LEADS, 5-0	5-0	0-0	0-0	H - W, 69-61 (12/03/19)
GEORGIA TECH	7	ARKANSAS TRAILS, 2-5	0-1	1-2	1-2	A - W, 62-61 OT (11/25/19)
INDIANA	4	SERIES TIED, 2-2	1-0	0-2	1-0	A - L, 60-63 (03/23/19)
MONTANA	1	ARKANSAS LEADS, 1-0	1-0	0-0	0-0	H - W, 64-46 (11/16/19)
NORTH TEXAS	15	ARKANSAS LEADS, 15-0	9-0	1-0	5-0	H - W, 66-43 (11/12/19)
NORTHERN KENTUCKY	1	ARKANSAS LEADS, 1-0	1-0	0-0	0-0	H - W, 66-60 (11/30/19)
RICE	144	ARKANSAS LEADS, 103-41	55-11	41-29	7-1	H - W, 91-43 (11/05/19)
SOUTH DAKOTA	2	ARKANSAS LEADS, 2-0	1-0	1-0	0-0	H - W, 77-56 (11/22/19)
TCU	142	ARKANSAS LEADS, 104-28	54-15	46-21	4-2	A - W, 79-70 (02/16/91)
TEXAS SOUTHERN	1	ARKANSAS LEADS, 7-0	5-0	0-0	2-0	H - W, 82-51 (11/19/19)
TULSA	61	ARKANSAS LEADS, 37-24	25-8	9-15	3-1	H - W, 98-79 (12/14/19)
WESTERN KENTUCKY	8	SERIES TIED, 4-1	0-2	0-2	4-0	A - L, 79-86 OT (12/07/19)
VALPARAISO	1	ARKANSAS LEADS, 1-0	0-0	0-0	1-0	N - W, 72-68 (12/21/19)

## SOUTHEASTERN CONFERENCE

SCHOOL	GMS PLAYED	SERIES RECORD	H	A	N	LAST MEETING
ALABAMA	62	ARKANSAS LEADS, 34-28	19-6	7-20	8-2	H - W, 82-70 (03/09/19)
• SEC Only	52	Arkansas Leads, 27-25				
AUBURN	53	ARKANSAS LEADS, 34-19	21-5	12-14	1-1	A - L, 56-79 (02/20/19)
• SEC Only	52	Arkansas Leads, 34-18				
FLORIDA	37	ARKANSAS TRAILS, 12-25	8-7	2-13	2-5	N - L, 50-66 (03/14/19)
• SEC Only	37	Arkansas Trails, 12-25				
GEORGIA	38	ARKANSAS LEADS, 23-15	11-3	6-9	6-3	H - W, 70-60 (01/29/19)
• SEC Only	38	Arkansas Leads, 23-15				
KENTUCKY	43	ARKANSAS TRAILS, 11-32	7-7	3-15	1-10	A - L, 66-70 (02/27/19)
• SEC Only	38	Arkansas Trails, 11-27				
LSU	67	ARKANSAS LEADS, 36-31	19-8	12-17	5-6	A - W, 90-89 (02/02/19)
• SEC Only	58	Arkansas Leads, 32-26				
OLE MISS	81	ARKANSAS LEADS, 48-33	16-11	8-20	24-2	H - W, 74-73 (03/02/19)
• SEC Only	53	Arkansas Trails, 26-27				
MISSISSIPPI STATE	62	ARKANSAS LEADS, 33-29	21-7	7-21	5-1	H - L, 67-77 (02/16/18)
• SEC Only	53	Arkansas Leads, 28-25				
MISSOURI	51	ARKANSAS LEADS, 27-24	16-9	10-15	1-0	A - L, 78-79 (02/12/19)
• SEC Only	13	Arkansas Leads, 8-6				
SOUTH CAROLINA	34	ARKANSAS LEADS, 20-14	11-4	6-8	3-2	A - L, 65-77 (02/09/19)
• SEC Only	34	Arkansas Leads, 20-14				
TENNESSEE	41	ARKANSAS TRAILS, 20-21	10-4	4-12	6-5	A - L, 87-106 (01/15/19)
• SEC Only	37	Arkansas Trails, 17-20				
TEXAS A&M	158	ARKANSAS LEADS, 102-56	57-15	38-37	7-4	H - L, 80-87 (02/23/19)
• SEC Only	12	Arkansas Leads 7-5				
VANDERBILT	38	ARKANSAS LEADS, 26-12	15-3	7-8	4-1	A - W, 84-48 (03/06/19)
• SEC Only	36	Arkansas Leads 25-11				

## RAZORBACK SPORTS NETWORK RADIO AFFILIATES

[https://tunein.com/radio/Arkansas-Basketball-s308162/?branch\\_match\\_id=730822869045812831](https://tunein.com/radio/Arkansas-Basketball-s308162/?branch_match_id=730822869045812831)

Batesville (Games)	KWOZ-FM - 103.3	Glenwood	KHGZ-AM - 670
Camden	KAMD-FM - 97.1	Hot Springs / Mena	KTTG-FM - 6.3
Crossett	KAGH-FM - 104.9	Jonesboro	KEGI-FM - 100.5
Crossett	KAGH-AM - AM 800	Little Rock	KABZ-FM - 103.7
DeQueen	KDQN-FM - 92.1	Magnolia	KZHE-FM - 100.5
DeWitt	KDEW-FM - 97.3	Marshall	KBCN-FM - 104.3
El Dorado	KAGL-FM - 93.3	Mena	KENA-FM - 104.1
Fayetteville	KQSM-FM - 92.1	Monett, MO	KKBL-FM - 95.9
Fayetteville (Games)	KYNG-AM - AM 1590	Monticello	KGPO-FM - 99.9
Fayetteville	KAKS-FM - 99.5	Morrilton	KCON-FM - 99.3
Fayetteville	KUOA-AM - 1290	Mountain Home	KOMT-FM - 93.5
Fayetteville	KUOA-FM - 95.3	Ozark	KDYN-FM - 96.7
Fayetteville	KBVA-FM - HD3 106.5	Ozark	KDYN-AM - AM 1540
Forrest City	KBFC-FM - 93.5	Searcy	KRZS-FM - 99.1
Fort Smith	KERX-FM - 95.3	Texarkana	KKTK-AM - 1400
Glenwood	KHGZ-FM - 98.9	Wynne	KWYN-FM - 92.5

## ARKANSAS IN THE 2018-19 NCAA/SEC

(Through Games of Dec. 26, 2019)



TEAM IN THE NCAA/SEC	NCAA	SEC	NO.
3-pt Field Goal Attempts (350 ranked)	166	4	269
Assist Turnover Ratio (350 ranked)	200	8	0.96
Assists Per Game (350 ranked)	199	11	13.2
<b>Blocked Shots Per Game (350 ranked)</b>	<b>26</b>	<b>3</b>	<b>5.4</b>
Defensive Rebounds per Game (350 ranked)	99	6	27.36
Fewest Fouls (350 ranked)	123	8	197
Fewest Turnovers (350 ranked)	95	6	151
Field-Goal Percentage (350 ranked)	124	8	45
<b>Field-Goal Percentage Defense (350 ranked)</b>	<b>29</b>	<b>3</b>	<b>38.2</b>
Free Throw Attempts (350 ranked)	169	8	227
<b>Free Throws Made (350 ranked)</b>	<b>119</b>	<b>3</b>	<b>169</b>
Free-Throw Percentage (350 ranked)	56	4	74.4
Offensive Rebounds Per Game (350 ranked)	325	14	7.55
Personal Fouls Per Game (350 ranked)	219	8	17.9
Rebound Margin (350 ranked)	270	13	-2.1
<b>Scoring Defense (350 ranked)</b>	<b>18</b>	<b>3</b>	<b>59.7</b>
<b>Scoring Margin (350 ranked)</b>	<b>20</b>	<b>2</b>	<b>15.5</b>
Scoring Offense (350 ranked)	112	6	75.2
<b>Steals Per Game (350 ranked)</b>	<b>10</b>	<b>1</b>	<b>10.1</b>
<b>Three Pt FG Defense (350 ranked)</b>	<b>2</b>	<b>1</b>	<b>22.1</b>
Three-Point Field Goals Per Game (350 ranked)	177	4	7.3
Three-Point Field-Goal Percentage (350 ranked)	301	8	29.7
Total 3-point FGM (350 ranked)	226	4	80
Total Assists (350 ranked)	253	11	145
<b>Total Blocks (350 ranked)</b>	<b>37</b>	<b>3</b>	<b>59</b>
Total Rebounds (350 ranked)	292	13	384
Total Rebounds Per Game (350 ranked)	235	13	34.91
<b>Total Steals (350 ranked)</b>	<b>27</b>	<b>1</b>	<b>111</b>
<b>Turnover Margin (340 ranked)</b>	<b>18</b>	<b>1</b>	<b>5</b>
<b>Turnovers Forced (350 ranked)</b>	<b>10</b>	<b>1</b>	<b>18.73</b>
Turnovers Per Game (350 ranked)	174	7	13.7
<b>Won-Lost Percentage (348 ranked)</b>	<b>13</b>	<b>2</b>	<b>90.9</b>

## RAZORBACKS IN THE NCAA/SEC

PLAYER	NCAA	SEC	NO.
3-pt Field Goal Attempts (241 ranked)	Isaiah Joe	8	115
Assist Turnover Ratio (249 ranked)	--		
Assists Per Game (249 ranked)	--		
Blocked Shots Per Game (230 ranked)	Adrio Bailey	59	6
Defensive Rebounds per Game (247 ranked)	Mason Jones	185	7
Double Doubles (189 ranked)	Jimmy Whitt Jr.	189	9
<b>Field-Goal Percentage (250 ranked)</b>	<b>Jimmy Whitt Jr.</b>	<b>91</b>	<b>3</b>
	Mason Jones	138	8
<b>Free Throw Attempts (241 ranked)</b>	<b>Mason Jones</b>	<b>47</b>	<b>1</b>
<b>Free Throws Made (245 ranked)</b>	<b>Mason Jones</b>	<b>11</b>	<b>1</b>
<b>Free-Throw Percentage (250 ranked)</b>	<b>Mason Jones</b>	<b>11</b>	<b>2</b>
	Isaiah Joe	176	12
<b>Minutes Per Game (250 ranked)</b>	<b>Isaiah Joe</b>	<b>14</b>	<b>2</b>
	Jimmy Whitt Jr.	43	3
Offensive Rebounds Per Game (249 ranked)	--		
<b>Points Per Game (249 ranked)</b>	<b>Mason Jones</b>	<b>39</b>	<b>3</b>
	Isaiah Joe	111	7
Rebounds Per Game (248 ranked)	--		
<b>Steals Per Game (246 ranked)</b>	<b>Mason Jones</b>	<b>61</b>	<b>3</b>
	Adrio Bailey	88	4
	Isaiah Joe	115	6
<b>Three-Point Field Goals Per Game (242 ranked)</b>	<b>Isaiah Joe</b>	<b>6</b>	<b>2</b>
<b>Three-Point Field-Goal Percentage (119 ranked)</b>	<b>Isaiah Joe</b>	<b>107</b>	<b>3</b>
<b>Total 3-point FGM (245 ranked)</b>	<b>Isaiah Joe</b>	<b>19</b>	<b>2</b>
Total Assists (246 ranked)	--		
<b>Total Blocks (227 ranked)</b>	<b>Adrio Bailey</b>	<b>65</b>	<b>5</b>
<b>Total Field Goal Attempts (243 ranked)</b>	<b>Isaiah Joe</b>	<b>142</b>	<b>4</b>
<b>Total Field Goals Made (247 ranked)</b>	<b>Jimmy Whitt Jr.</b>	<b>165</b>	<b>3</b>
<b>Total Minutes (250 ranked)</b>	<b>Isaiah Joe</b>	<b>172</b>	<b>2</b>
<b>Total Points (246 ranked)</b>	<b>Mason Jones</b>	<b>147</b>	<b>3</b>
	Isaiah Joe	203	8
Total Rebounds (244 ranked)	--		
<b>Total Steals (217 ranked)</b>	<b>Adrio Bailey</b>	<b>110</b>	<b>3</b>
	Isaiah Joe	137	5
	Mason Jones	137	5
Triple Doubles (1 ranked)	--		

# JEANTAL CYLLA

F • Gr.Sr. • 6-7 • 215  
Lake Worth, Fla. || Lake Worth HS.

GENE-tall SILL-uh ... Played one season at UNC Wilmington after beginning his career at Florida Atlantic. In addition to his collegiate experience ... Member of the Haitian National Team.

Received his B.A. in Communication Studies from UNCW in May 2019 ... Is pursuing an M.Ed. in Adult and Lifelong Learning at Arkansas.

## 2019-20 HIGHLIGHTS:

- Pulled down six boards in the season-opening win over Rice.
- **Scored his 1,000th career point** (in his 101st game) versus South Dakota ... Added season-high seven points, including his first 3-pointer of the season, with four rebounds.
- Got first start as a Razorback vs Northern Kentucky.

## DOUBLE-DOUBLES (3)

### 2018-19 (Jr. @ UNCW)

Opp	Pts	Rebs
at Mercer	19	10

### 2016-17 (So. @ FAU)

Opp	Pts	Rebs
Webber	10	10

### 2015-16 (Fr. @ FAU)


Opp	Pts	Rebs
UTSA	24	12

## PERSONAL BESTS

POINTS	SEC ONLY
Season: 7 vs South Dakota (11/22/19)	
Career: 25 at UTEP (01/21/16)	--
FG MADE	SEC ONLY
Season: 3 vs South Dakota (11/22/19)	
Career: 9 at UTEP (01/21/16)	--
FG ATTEMPTED	SEC ONLY
Season: 7 (2x) last vs S Dakota (11/22/19)	
Career: 18 at Hofstra (01/17/19)	--
3-POINT FG MADE	SEC ONLY
Season: 1 vs South Dakota (11/22/19)	
Career: 5 (2x) last vs Gardner-Webb (11/24/18)	--
3-PT FG ATTEMPTS	SEC ONLY
Season: 2 vs South Dakota (11/22/19)	
Career: 8 at Rice (02/18/16)	--
FT MADE	SEC ONLY
Season: 1 vs Rice (11/05/19)	
Career: 9 at Elon (02/21/9)	--
FT ATTEMPTED	SEC ONLY
Season: 3 vs North Texas (11/12/19)	
Career: 11 at Elon (02/21/9)	--
REBOUNDS	SEC ONLY
Season: 6 vs Rice (11/05/19)	
Career: 10 (2x) last at Mercer (12/21/18)	--
ASSISTS	SEC ONLY
Season: --	
Career: 3 vs UNC Greensboro (11/13/18)	--
STEALS	SEC ONLY
Season: --	
Career: 4 vs Webber (12/21/16)	--
BLOCKED SHOTS	SEC ONLY
Season: 1 (3x) last vs S Dakota (11/22/19)	
Career: 2 (6x) last vs JMU (02/02/19)	--
MINUTES	SEC ONLY
Season: 22 vs Rice (11/05/19)	
Career: 38 at Ohio State (12/06/16)	--

## JEANTAL CYLLA 2019-20 GAME STATS

Opponent	Date	GS	Min	FG	FGA	Pct	3FG	3A	Pct	FT	FTA	Pct	O	D	Tot	Avg	PF	FO	A	TO	Blk	Stl	Pts	Avg	
RICE	11/05/19		21	2	7	.286	0	1	.000	1	2	.500	1	5	6	6.0	2	0	0	2	1	0	5	5.0	
NORTH TEXAS	11/12/19		18	1	4	.250	0	3	.000	0	0	.000	0	2	2	4.0	2	0	0	1	0	0	2	3.5	
MONTANA	11/16/19		19	0	0	.000	0	0	.000	0	0	.000	1	1	2	3.3	2	0	0	3	0	0	0	2.3	
TEXAS SOUTHERN	11/19/19		10	1	3	.333	0	2	.000	0	0	.000	0	1	1	2.8	1	0	0	0	1	0	2	2.3	
SOUTH DAKOTA	11/22/19		14	3	7	.429	1	2	.500	0	0	.000	1	3	4	3.0	2	0	0	0	1	0	7	3.2	
at Georgia Tech	11/25/19		8	0	2	.000	0	2	.000	0	0	.000	0	1	1	2.7	2	0	0	0	0	0	0	2.7	
NORTHERN KY	11/30/19	*	6	0	0	.000	0	0	.000	0	0	.000	0	0	0	2.3	0	0	0	0	0	0	0	2.3	
AUSTIN PEAY	12/03/19		2	0	1	.000	0	0	.000	0	0	.000	0	0	0	2.0	1	0	0	0	0	0	0	2.0	
at Western Kentucky	12/07/19		0	0	0	.000	0	0	.000	0	0	.000	0	0	0	1.8	0	0	0	0	0	0	0	1.8	
TULSA	12/14/19		4	0	0	.000	0	0	.000	0	0	.000	0	0	0	1.6	0	0	0	0	0	0	0	1.6	
vs Valparaiso	12/21/19		4	0	0	.000	0	0	.000	0	0	.000	0	2	2	1.6	1	0	0	1	0	0	0	1.5	
Totals			1	106	7	24	.292	1	10	.100	1	2	.500	3	15	18	1.6	13	0	0	7	3	0	16	1.5



## JEANTAL CYLLA CAREER STATISTICS

Year	GP	GS	Min	Avg	FG	FGA	Pct	3FG	3FGA	Pct	FT	FTA	Pct	Off	Def	Tot	Avg	PF	FO	Ast	TO	Blk	Stl	Pts	Avg	
2015-16 (FAU)	33	24	870	26.4	105	272	.386	44	128	.344	65	89	.730	25	89	114	3.5	85	4	16	44	15	17	319	9.7	
2016-17 (FAU)	30	30	660	22.0	75	196	.383	23	87	.264	41	56	.732	28	70	98	3.3	58	0	13	29	10	13	214	7.1	
2017-18 - REDSHIRTED AT UNCW																										
2018-19 (UNCW)	33	32	930	28.2	156	365	.427	33	106	.311	106	125	.848	48	103	151	4.6	86	2	18	46	17	17	451	13.7	
2019-20 (ARK)	11	1	106	9.6	7	24	.292	1	10	.100	1	2	.500	3	15	18	1.6	13	0	0	7	3	0	16	1.5	
TOTAL	107	87	2566	24.0	343	857	.400	101	331	.305	213	272	.783	104	277	381	3.6	242	6	47	126	45	47	1000	9.3	



1

## ISAIAH JOE

G • So. • 6-5 • 167

Fort Smith, Ark. || Fort Smith Northside HS

- **JERRY WEST SHOOTING GUARD OF THE YEAR WATCH LIST • VOTE:** <http://www.hoophallawards.com/men/vote.php>
- **2019-20 Preseason All-SEC (2nd Team Coaches and Media)**

• Set Arkansas record with 113 3's made overall last season ... Has 152 career treys, one shy of school's all-time top 10.

• 3PT FG/GM	3.55	<b>6th NCAA</b>	<b>2nd SEC</b>	• 3PT Att	115	<b>8th NCAA</b>	<b>1st SEC</b>
• Minutes/GM	37:06	<b>14th NCAA</b>	<b>2nd SEC</b>	• Steals	20	137th NCAA	5th SEC
• 3PT Made	39	<b>19th NCAA</b>	<b>2nd SEC</b>	• Points/Gm	16.8	111th NCAA	7th SEC
• 3PT Pct.	.339	107th NCAA	3rd SEC	• FT Pct.	.800	176th NCAA	12th SEC

- **Games in double figure points:** 37 for career • 9 for 2019-20 ... **Games Making 3+ 3's:** 28 for career • 8 for 2019-20

**"Everyone talks about Isaiah's offense but, in reality, his man hardly ever scores."**

- Arkansas head coach Eric Musselman

- Has 8 of the team's 16 charges drawn this season ... Led the team with 27 charges drawn last season.
- Second the team with 20 steals and had a team-best 51 last season.
- Named **Collegiate Hoops Roadshow All-Tournament** ... Averaged 14.3 points, including 33 points and five steals versus Texas Southern, with a team-best 12 assists in the four games.

## 2019-20 HIGHLIGHTS:

- **Has 5+ reb 6x • Led team in rebs 2x • Led team in assists in 3x • Has 5+ steals 2x • Led team in steals 3x**
- Scored 24 in the season opener versus Rice with a **career-high seven assists**.
- Tied Mason Jones with a team-high 16 points versus North Texas ... Was 4-of-6 from 3-point range, making his last four.
- After a slow start vs Texas Southern, had 33 points and five steals – both were one shy of career highs ... In the first half, was 0-of-4 from 3-point range (team was 0-of-13) with four points ... Opened second half with a trey and had 29 points with four steals in the period, making 6-of-9 from 3-point range ... Also was 9-of-11 at the free throw line – both career bests.
- Had a **career-high nine rebounds** and **tied a career-high with six steals** in the win at Georgia Tech ... One of his steals was huge in overtime ... After missing a 3 in the deep right corner, Joe sprinted down the court and intercepted a pass in the lane that would have been an easy layup for Tech.
- Led the team with six rebounds versus Austin Peay.
- Scored eight early points for a 12-5 lead versus Tulsa and finished with 20 points, making 4-of-10 3-pointers.
- Had a team-high 21 points in the win versus Valpo, making 5 3-pointers and grabbing seven rebounds ... In come-from-behind win, scored five inside final 4:14 during 12-2 run with a key steal and assist at 1:30 and rebound with 36 seconds left.

## ISAIAH JOE 2019-20 GAME STATS

Opponent	Date	GS	Min	FG	FGA	Pct	3FG	3A	Pct	FT	FTA	Pct	O	D	Tot	Avg	PF	FO	A	TO	Blk	Stl	Pts	Avg	
RICE	11/05/19	*	32	10	18	.556	4	11	.364	0	0	.000	0	5	5	5.0	1	0	7	5	0	0	24	24.0	
NORTH TEXAS	11/12/19	*	38	5	9	.556	4	6	.667	2	2	1.000	0	3	3	4.0	0	0	2	3	1	3	16	20.0	
MONTANA	11/16/19	*	37	2	13	.154	2	9	.222	3	5	.600	0	5	5	4.3	1	0	2	0	0	0	9	16.3	
TEXAS SOUTHERN	11/19/19	*	37	9	20	.450	6	13	.462	9	11	.818	3	1	4	4.3	2	0	1	1	0	5	33	20.5	
SOUTH DAKOTA	11/22/19	*	35	2	10	.200	1	6	.167	0	0	.000	2	3	5	4.4	2	0	5	1	0	0	5	17.4	
at Georgia Tech	11/25/19	*	43	4	15	.267	3	11	.273	2	2	1.000	0	9	9	5.2	3	0	1	1	0	6	13	16.7	
NORTHERN KY	11/30/19	*	39	2	11	.182	2	10	.200	4	5	.800	0	0	0	4.4	1	0	4	3	0	0	10	15.7	
AUSTIN PEAY	12/03/19	*	39	4	14	.286	3	10	.300	5	5	1.000	2	4	6	4.6	1	0	1	3	0	2	16	15.8	
at Western Kentucky	12/07/19	*	42	6	15	.400	5	14	.357	1	3	.333	1	3	4	4.6	1	0	2	5	1	0	18	16.0	
TULSA	12/14/19	*	28	8	14	.571	4	10	.400	0	0	.000	0	3	3	4.4	4	0	1	0	1	3	20	16.4	
vs Valparaiso	12/21/19	*	38	5	16	.313	5	14	.357	6	7	.857	0	7	7	4.6	2	0	1	1	1	1	21	16.8	
Totals			11	408	57	155	.368	39	114	.342	32	40	.800	8	43	51	4.6	18	0	27	23	4	20	185	16.8

## • PERSONAL BESTS •

POINTS	SEC ONLY
Season: 33 vs TX Southern (11/19/19)	
Career: 34 vs. FIU (12/01/18)	23 (2x), last vs. Mizzou (01/23/19)
FG MADE	SEC ONLY
Season: 10 vs Rice (11/05/19)	
Career: 11 vs. FIU (12/01/18)	8 vs. Missouri (01/23/19)
FG ATTEMPTED	SEC ONLY
Season: 20 vs TX Southern (11/19/19)	
Career: 20 vs TX Southern (11/19/19)	18 at Auburn (02/20/19)
3-POINT FG MADE	SEC ONLY
Season: 6 vs TX Southern (11/19/19)	
Career: 10 vs. FIU (12/01/18)	7 (2x), last vs. Mizzou (01/23/19)
3-PT FG ATTEMPTS	SEC ONLY
Season: 14 (2x) vs Valpo (12/21/19)	
Career: 14 (3x) last vs Valpo (12/21/19)	14 at Auburn (02/20/19)
FT MADE	SEC ONLY
Season: 9 vs TX Southern (11/19/19)	
Career: 9 vs TX Southern (11/19/19)	8 vs. Texas A&M (02/23/19)
FT ATTEMPTED	SEC ONLY
Season: 11 vs TX Southern (11/19/19)	
Career: 11 vs TX Southern (11/19/19)	9 vs. Texas A&M (02/23/19)
REBOUNDS	SEC ONLY
Season: 9 at Georgia Tech (11/25/19)	
Career: 9 at Georgia Tech (11/25/19)	6 (2x), last vs. Alabama (03/09/19)
ASSISTS	SEC ONLY
Season: 7 vs Rice (11/05/19)	
Career: 7 vs Rice (11/05/19)	5 vs. Vanderbilt (02/05/19)
STEALS	SEC ONLY
Season: 6 at Georgia Tech (11/25/19)	
Career: 6 (2x) last at Ga Tech (11/25/19)	6 vs Alabama (03/09/19)
BLOCKED SHOTS	SEC ONLY
Season: 1 (3x) last vs Tulsa (12/14/19)	
Career: 2 vs. Ole Miss (03/02/19)	2 vs. Ole Miss (03/02/19)
MINUTES	SEC ONLY
Season: 43:07 at Georgia Tech (11/25/19)	
Career: 43:07 at Georgia Tech (11/25/19)	37 at Auburn (02/20/19)



## ISAIAH JOE CAREER STATISTICS

Year	GP	GS	Min	Avg	FG	FGA	Pct	3FG	3FGA	Pct	FT	FTA	Pct	Off	Def	Tot	Avg	PF	FO	Asst	TO	Blk	Stl	Pts	Avg
2018-19	34	34	1024	30.1	148	358	.413	113	273	.414	62	82	.756	21	73	94	2.8	64	0	58	42	5	51	471	13.9
2019-20	11	11	408	37.1	57	155	.368	39	114	.342	32	40	.800	8	43	51	4.6	18	0	27	23	4	20	185	16.8
TOTAL	45	45	1432	31.8	205	513	.400	152	387	.393	94	122	.770	29	116	145	3.2	82	0	85	65	9	71	656	14.6

# 2 ADRIO BAILEY

F • Sr. • 6-6 • 217  
Clarence, La. || Lakeview HS

DOUBLE-DOUBLES (1)			
2019-20 (Sr.)			
Opp	Pts	Rebs	
Montana	12	11	

• Represents Arkansas on the SEC Men's Basketball Leadership Council and member of the Arkansas Student-Athlete Advisory Committee ... **Named to the 2019 SEC Community Service Team.**

**IN THE SEC:** 3rd in total steals (21) • 6th in blocked shots/gm (1.82)

• Has at least one blocked shot in 10-of-11 games and at least one steal in 9-of-11 games.

• **Leads the team in deflections with 60 deflections, including nine vs Valpo.**

• Made 2-of-3 from 3-point range vs Valpo ... Entered the game with two triples for the year and four for his career.

## 2019-20 HIGHLIGHTS:

- Pulled down a **then career-high** nine rebounds and tied **then career-high** with three steals versus Rice.
- Had a **career-high four steals** versus North Texas.
- Recorded **first career double-double** with 12 points and **career-high 11 rebounds** in the win over Montana.
- Accounted for five of Arkansas' five blocked shots vs. Texas Southern ... The five rejections **tied a career high.**
- Tied a career-high with three assists at Georgia Tech.
- For the four games of the Collegiate Hoops Roadshow, averaged 6.8 points and 5.3 rebounds ... Led the team with seven blocked shots and hit two free throws with 11 seconds left versus Northern Kentucky to put the Hogs up four and seal the win.
- Perhaps best overall career game vs Valpo ... Scored 10 points, making 2-of-3 from 3-pt range ... Had five rebounds, three steals and nine deflections ... **Tied a career high with five blocked shots**, including a one to secure the win with 43 seconds left.


## ADRIO BAILEY 2019-20 GAME STATS

Opponent	Date	GS	Min	FG	FGA	Pct	3FG	3A	Pct	FT	FTA	Pct	O	D	Tot	Avg	PF	FO	A	TO	Blk	Stl	Pts	Avg	
RICE	11/05/19	*	21	4	7	.571	0	0	.000	0	0	.000	2	7	9	9.0	3	0	1	3	1	3	8	8.0	
NORTH TEXAS	11/12/19	*	28	3	4	.750	1	2	.500	1	2	.500	2	3	5	7.0	1	0	0	1	1	4	8	8.0	
MONTANA	11/16/19	*	31	4	7	.571	0	1	.000	4	6	.667	5	6	11	8.3	4	0	1	1	1	0	12	9.3	
TEXAS SOUTHERN	11/19/19	*	17	2	6	.333	0	1	.000	0	0	.000	1	3	4	7.3	3	0	3	0	5	1	4	8.0	
SOUTH DAKOTA	11/22/19	*	21	3	7	.429	1	11	.000	0	0	.000	0	3	3	6.4	4	0	0	1	1	3	7	7.8	
at Georgia Tech	11/25/19	*	32	3	5	.600	0	0	.000	2	2	1.000	0	2	2	5.7	3	0	3	3	1	2	8	7.8	
NORTHERN KY	11/30/19	*	19	1	5	.200	0	1	.000	2	3	.667	1	2	3	5.3	0	0	1	3	0	1	4	7.3	
AUSTIN PEAY	12/03/19	*	18	1	11	.000	0	0	.000	2	2	1.000	0	2	2	4.9	2	0	2	0	2	2	4	6.9	
at Western Kentucky	12/07/19	*	30	3	6	.500	0	1	.000	1	2	.500	2	2	4	4.8	4	0	0	0	1	0	7	6.9	
TULSA	12/14/19	*	19	3	5	.600	0	0	.000	2	4	.500	1	2	3	4.6	3	0	0	2	2	2	8	7.0	
vs Valparaiso	12/21/19	*	27	3	5	.600	2	3	.667	2	5	.400	1	4	5	4.6	1	0	0	1	5	3	10	7.3	
Totals			11	263	30	58	.517	4	10	.400	16	26	.615	15	36	51	4.6	28	0	11	15	20	21	80	7.3

## ADRIO BAILEY CAREER STATISTICS

Year	GP	GS	Min	Avg	FG	FGA	Pct	3FG	3FGA	Pct	FT	FTA	Pct	Off	Def	Tot	Avg	PF	FO	Ast	TO	Blk	Stl	Pts	Avg
2016-17	27	2	200	7.4	22	39	.564	0	0	.000	6	19	.316	13	22	35	1.3	29	0	7	11	7	14	50	1.9
2017-18	31	16	439	14.2	53	98	.541	0	0	.000	20	33	.606	29	50	79	2.5	59	1	17	18	23	15	126	4.1
2018-19	34	26	634	18.6	76	171	.444	2	12	.167	36	57	.632	27	74	101	3.0	89	2	25	27	25	25	190	5.6
2019-20	11	11	263	23.9	30	58	.517	4	10	.400	16	26	.615	15	36	51	4.6	28	0	11	15	20	21	80	7.3
TOTAL	103	55	1536	14.9	181	366	.495	6	22	.273	78	135	.578	84	182	266	2.6	205	3	60	71	75	75	446	4.3

PERSONAL BESTS	
POINTS	SEC ONLY
Season: 12 vs Montana (11/16/19)	
Career: 20 vs. UC Davis (11/12/18)	10 at Mississippi State (01/02/18)
FG MADE	SEC ONLY
Season: 4 (2x) last vs Montana (11/16/19)	
Career: 7 (2x), last vs. Samford (11/10/17)	5 at Mississippi State (01/02/18)
FG ATTEMPTED	SEC ONLY
Season: 4 (2x) last vs Montana (11/16/19)	
Season: 9 at Tennessee (01/15/19)	9 at Tennessee (01/15/19)
3-POINT FG MADE	SEC ONLY
Season: 2 vs Valpo (12/21/19)	
Career: 2 vs Valpo (12/21/19)	1 at LSU (02/02/19)
3-PT FG ATTEMPTS	SEC ONLY
Season: 3 vs Valpo (12/21/19)	
Career: 3 vs Valpo (12/21/19)	--
FT MADE	SEC ONLY
Season: 4 vs Montana (11/16/19)	
Career: 9 vs. UC Davis (11/12/18)	3 vs Alabama (03/09/19)
FT ATTEMPTED	SEC ONLY
Season: 6 vs Montana (11/16/19)	
Career: 11 vs. UC Davis (11/12/18)	6 vs. South Carolina (03/08/18)
REBOUNDS	SEC ONLY
Season: 11 vs Montana (11/16/19)	
Career: 11 vs Montana (11/16/19)	6 (2x), last at USC (02/09/19)
ASSISTS	SEC ONLY
Season: 3 at Georgia Tech (11/25/19)	
Career: 3 (4x), last at Ga Tech (11/25/19)	3 (3x), last vs. LSU (01/12/19)
STEALS	SEC ONLY
Season: 4 vs North Texas (11/12/19)	
Career: 4 vs North Texas (11/12/19)	3 at South Carolina (02/09/19)
BLOCKED SHOTS	SEC ONLY
Season: 5 (2x) last vs Valpo (12/21/19)	
Career: 5 (3x) last vs Valpo (12/21/19)	2 (2x), last at Vandv (03/06/19)
MINUTES	SEC ONLY
Season: 32 at Georgia Tech (11/25/19)	
Career: 35 vs Texas (11/09/18)	27 vs. Miss State (02/16/19)





3

## DESI SILLS

G • So. • 6-1 • 196

Jonesboro, Ark. || Jonesboro HS

- Although he did not have enough attempts to qualify for NCAA/SEC last season, led the team in 3PT% (.460).
- Was 0-of-17 from 3-point range to start the season and 2-of-30 (6.7% through the first seven ... **LAST FOUR GAMES:** 8-of-23 (34.8%) making two clutch 3-pointers in the second half versus Austin Peay and draining three at Western Kentucky.
- Had five rebounds in 18:50 before leaving the Valpo game in the first half ... Only had two boards in previous three games.

- Has a steal in 9-of-11 games
- Named **Collegiate Hoops Roadshow All-Tournament** ... Scored 17 points in the finale versus Northern Kentucky and had five steals over the four games.

## 2019-20 HIGHLIGHTS:

- Had a **career-high** and tied for the team lead with six rebounds versus North Texas ... Added his **first career blocked shot**.
- Scored 10 points, including eight in the first half, vs. Texas Southern.
- Pumped in 11 points at Georgia Tech, including three shots at the rim over one of the nation's top shot blockers James Banks III (who was leading the NCAA with 5.67 blocks/game) ... Led team with season-high four assists while grabbing four rebounds.
- Led the team for the first time in his career in scoring as he pumped in a **career-high 20 points** at Western Kentucky ... Was 7-of-11 from the field, making three 3's ... **Scored 18 of his 20 in the second half** (6-of-6 from the field, 3-of-3 from 3PT and 3-of-3 at the free throw line).
- Left the Valpo game in the first half with a bruised knee ... Had five rebounds in 18:50 minutes, one shy of a career high.

## DESI SILLS 2019-20 GAME STATS

Opponent	Date	GS	Min	FG	FGA	Pct	3FG	3A	Pct	FT	FTA	Pct	O	D	Tot	Avg	PF	FO	A	TO	Blk	Stl	Pts	Avg	
RICE	11/05/19	*	29	4	8	.500	0	3	.000	0	0	.000	0	1	1	1.0	3	0	2	3	0	1	8	8.0	
NORTH TEXAS	11/12/19	*	34	3	8	.375	0	4	.000	3	5	.600	0	6	6	3.5	2	0	1	2	1	1	9	8.5	
MONTANA	11/16/19	*	25	2	8	.250	0	4	.000	1	2	.500	1	2	3	3.3	4	0	0	3	0	2	5	7.3	
TEXAS SOUTHERN	11/19/19	*	30	4	15	.267	0	5	.000	2	2	1.000	2	0	2	3.0	2	0	2	1	0	1	10	8.0	
SOUTH DAKOTA	11/22/19	*	24	2	8	.250	1	6	.167	1	1	1.000	0	4	4	3.2	2	0	1	3	0	0	6	7.6	
at Georgia Tech	11/25/19	*	39	5	9	.556	1	3	.333	0	0	.000	2	2	4	3.3	4	0	4	2	0	1	11	8.2	
NORTHERN KY	11/30/19	*	39	7	15	.467	0	5	.000	3	5	.600	0	4	4	3.4	3	0	1	2	1	2	17	9.4	
AUSTIN PEAY	12/03/19	*	24	3	6	.500	2	5	.400	0	0	.000	0	1	1	3.1	4	0	1	1	0	2	8	9.3	
at Western Kentucky	12/07/19	*	36	7	11	.636	3	7	.429	3	3	1.000	0	1	1	2.9	4	0	0	3	0	2	20	10.4	
TULSA	12/14/19	*	30	3	10	.300	2	8	.250	1	4	.250	0	0	0	2.6	2	0	3	1	1	0	9	10.3	
vs Valparaiso	12/21/19	*	20	1	4	.250	1	3	.333	1	2	.500	1	4	5	2.8	0	0	0	1	1	1	4	9.7	
Totals			11	330	41	102	.402	10	53	.189	15	24	.625	6	25	31	2.8	30	0	15	22	4	13	107	9.7

## DESI SILLS CAREER STATISTICS

Year	GP	GS	Min	Avg	FG	FGA	Pct	3FG	3FGA	Pct	FT	FTA	Pct	Off	Def	Tot	Avg	PF	FO	Ast	TO	Blk	Stl	Pts	Avg
2018-19	34	8	576	16.9	55	125	.440	29	63	.460	40	57	.702	12	31	43	1.3	68	2	58	53	0	21	179	5.3
2019-20	11	11	330	30.0	41	102	.402	10	53	.189	15	24	.625	6	25	31	2.8	30	0	15	22	4	13	107	9.7
TOTAL	45	19	906	20.1	96	227	.423	39	116	.336	55	81	.679	18	56	74	1.6	98	2	73	75	4	34	286	6.4

## • PERSONAL BESTS •

POINTS	SEC ONLY
Season: 20 at Western Kentucky (12/07/19)	
Career: 20 at Western Kentucky (12/07/19)	15 at Kentucky (02/26/19)
FG MADE	SEC ONLY
Season: 7 (2x) last at W Kentucky (12/07/19)	
Career: 7 (2x) last at W Kentucky (12/07/19)	5 at Texas A&M (01/05/19)
FG ATTEMPTED	SEC ONLY
Season: 15 (2x) last v Northern Ky (11/30/19)	
Career: 15 (2x) last v Northern Ky (11/30/19)	9 at Texas A&M (01/05/19)
3-POINT FG MADE	SEC ONLY
Season: 3 at Western Kentucky (12/07/19)	
Career: 4 at Indiana (03/23/19)	3 (3x) last at Alabama (03/09/19)
3-PT FG ATTEMPTS	SEC ONLY
Season: 8 vs Tulsa (12/14/19)	
Career: 8 vs Tulsa (12/14/19)	6 at Texas A&M (01/05/19)
FT MADE	SEC ONLY
Season: 3 (2x) last at Western Ky (12/07/19)	
Career: 5 at Auburn (02/21/19)	5 at Auburn (02/21/19)
FT ATTEMPTED	SEC ONLY
Season: 5 (2x) last vs Northern Ky (11/30/19)	
Career: 8 at Auburn (02/21/19)	8 at Auburn (02/21/19)
REBOUNDS	SEC ONLY
Season: 6 vs North Texas (11/12/19)	
Career: 6 vs North Texas (11/12/19)	4 at Auburn (02/21/19)
ASSISTS	SEC ONLY
Season: 4 at Georgia Tech (11/25/19)	
Career: 6 vs. FIU (12/01/18)	5 vs. LSU (01/12/19)
STEALS	SEC ONLY
Season: 2 (4x) last vs WKU (12/07/19)	
Career: 3 vs. Ole Miss (02/02/19)	3 vs. Ole Miss (02/02/19)
BLOCKED SHOTS	SEC ONLY
Season: 1 (2x) last vs Northern Ky (11/30/19)	
Career: 1 (2x) last vs Northern Ky (11/30/19)	--
MINUTES	SEC ONLY
Season: 39:21 at Georgia Tech (11/25/19)	
Career: 39:21 at Georgia Tech (11/25/19)	29 at Kentucky (02/26/19)



**5**

# JALEN HARRIS

G • Jr. • 6-2 • 166

Wilson, N.C. || Word of God Christian Academy

Played his freshman season at the University of New Mexico, sat out as transfer at Arkansas in 2017-18.

- Has five career games with double-digit assists and 20 with at least 5 ... 21 of his 43 career games as Razorback has 1 or fewer turnovers (10 with zero)
- Averaging 30 minutes off the bench over the last three games, using his speed to get the offense moving.
- Has made 14 of his last 15 free throws, including 11 straight before missing his second attempt at Western Kentucky.

## LAST SEASON

- 15th in NCAA • 2nd in the SEC in assist-to-turnover ratio (2.86) – 189 assists vs 67 turnovers
- His 189 assists ranked seventh on the school's single-season list ... The 189 assists are the most in a season by a Razorback sophomore.

## 2019-20 HIGHLIGHTS:

- Only made eight 3's in 2018-19, but was 2-of-2 from beyond the arc in the season-opening win versus Rice ... Added three steals.
- Led the team with five assists vs Texas Southern and Northern Kentucky ... Adding five rebounds vs TX SOU and played over 35 minutes off the bench vs NKU.
- In the four games of the Collegiate Hoops Roadshow, tied for the team lead with 12 assists and six steals.

## DOUBLE-DOUBLES (2)

2018-19 (RSo.)

Opp	Pts	Asst
Montana State	11	11
vs UTSA	11	10

## PERSONAL BESTS

POINTS	SEC ONLY
Season: 10 vs Rice (11/05/19)	
Career: 17 at South Carolina (02/09/19)	17 at South Carolina (02/09/19)
FG MADE	SEC ONLY
Season: 3 vs Rice (11/05/19)	
Career: 6 vs Western Ky. (12/08/18)	5 (2x), last at USC (02/09/19)
FG ATTEMPTED	SEC ONLY
Season: 4 (2x) last vs S Dakota (11/22/19)	
Career: 16 at South Carolina (02/09/19)	16 at South Carolina (02/09/19)
3-POINT FG MADE	SEC ONLY
Season: 4 vs South Dakota (11/22/19)	
Career: 2 vs Rice (11/05/19)	1 (4x), last at LSU (02/02/19)
3-PT FG ATTEMPTS	SEC ONLY
Season: 3vs Texas Southern (11/19/19)	
Career: 5 vs. Texas (11/09/18)	3 at Texas A&M (01/05/19)
FT MADE	SEC ONLY
Season: 2 (4x) last at Western Ky (12/07/19)	
Career: 8 vs. UTA (01/23/18)	7 at South Carolina (02/09/19)
FT ATTEMPTED	SEC ONLY
Season: 4 vs Rice (11/05/19)	
Career: 11 (2x) last at TX A&M (01/05/19)	11 at Texas A&M (01/05/19)
REBOUNDS	SEC ONLY
Season: 5 vs Texas Southern (11/19/19)	
Career: 9 (2x), last vs. FIU (12/01/18)	6 at Ole Miss (01/19/19)
ASSISTS	SEC ONLY
Season: 5 vs Texas Southern (11/19/19)	
Career: 12 at Colorado State (12/05/18)	10 at Missouri (02/12/19)
STEALS	SEC ONLY
Season: 4 vs Montana (11/12/19)	
Career: 4 (2x) last vs Montana (11/16/19)	3 vs. Missouri (01/23/19)
BLOCKED SHOTS	SEC ONLY
Season: 1 (2x) last vs Austin Peay (12/03/19)	
Career: 2 vs. Georgia (01/29/19)	2 vs. Georgia (01/29/19)
MINUTES	SEC ONLY
Season: 35:15 vs Northern Ky (11/30/19)	
Career: 39 vs. Texas (11/09/18)	36 at Texas A&M (01/05/19)

## JALEN HARRIS 2019-20 GAME STATS

Opponent	Date	GS	Min	FG	FGA	Pct	3FG	3A	Pct	FT	FTA	Pct	O	D	Tot	Avg	PF	FO	A	TO	Blk	Stl	Pts	Avg
RICE	11/05/19	22	3	4	.750	2	2	1.000	2	4	.500	0	4	4	4.0	4	0	1	2	1	3	10	10.0	
NORTH TEXAS	11/12/19	18	0	2	.000	0	2	.000	2	2	1.000	0	0	0	2.0	4	0	1	1	1	0	2	6.0	
MONTANA	11/16/19	25	1	1	1.000	1	1	1.000	2	2	1.000	1	0	1	1.7	2	0	0	0	0	4	5	5.7	
TEXAS SOUTHERN	11/19/19	24	1	4	.250	0	3	.000	0	0	.000	0	5	5	2.5	3	0	5	3	0	1	2	4.8	
SOUTH DAKOTA	11/22/19	23	2	5	.400	0	2	.000	4	4	1.000	0	1	1	2.2	1	0	2	0	0	0	8	5.4	
at Georgia Tech	11/25/19	8	0	2	.000	0	1	.000	0	0	.000	0	0	0	1.8	1	0	1	1	0	0	0	4.5	
NORTHERN KY	11/30/19	35	1	4	.250	1	2	.500	2	2	1.000	0	4	4	2.1	1	0	5	2	0	1	5	4.6	
AUSTIN PEAY	12/03/19	32	2	4	.500	2	4	.500	0	0	.000	1	3	4	2.4	1	0	3	6	1	0	6	4.8	
at Western Kentucky	12/07/19	23	3	8	.375	1	4	.250	2	3	.667	0	1	1	2.2	3	0	2	1	0	1	9	5.2	
TULSA	12/14/19	23	1	1	1.000	0	0	.000	2	2	1.000	1	2	3	2.3	4	0	3	2	1	1	4	5.1	
vs Valparaiso	12/21/19	32	2	4	.500	0	2	.000	0	1	.000	1	5	6	2.6	2	0	3	2	1	1	4	5.0	
Totals		0	265	16	39	.410	7	23	.304	16	20	.800	4	25	29	2.6	26	0	26	20	5	12	55	5.0

## JALEN HARRIS CAREER STATISTICS

Year	GP	GS	Min	Avg	FG	FGA	Pct	3FG	3FGA	Pct	FT	FTA	Pct	Off	Def	Tot	Avg	PF	FO	Ast	TO	Blk	Stl	Pts	Avg
2016-17 (UNW)	31	18	639	20.6	47	107	.439	7	27	.259	38	51	.745	2	54	56	1.8	64	0	72	40	3	25	139	4.5
2017-18	- REDSHIRTED AT ARKANSAS																								
2018-19 (ARK)	34	34	1046	30.8	85	249	.341	8	69	.116	82	119	.689	18	80	98	2.9	75	1	189	66	6	38	260	7.6
2019-20 (ARK)	11	0	265	24.1	16	39	.410	7	23	.304	16	20	.800	4	25	29	2.6	26	0	26	20	5	12	55	5.0
TOTAL	76	52	1950	25.7	148	395	.375	22	119	.185	136	190	.716	24	159	183	2.4	165	1	287	126	14	75	454	6.0





# 12 TY STEVENS

G • Jr. • 6-2 • 180  
Republic, Mo. || Republic HS

Second year walk-on ... Lone career points came on an old-fashion 3-point play at Vanderbilt last season.

## 2019-20 HIGHLIGHTS:

- Saw action in the season-opening win over Rice.
- Has his second career shot attempt in the win over Texas Southern.

## PERSONAL BESTS

POINTS	SEC ONLY
Season: 3 at Vanderbilt (03/06/19)	3 at Vanderbilt (03/06/19)
Career: 3 at Vanderbilt (03/06/19)	
FG MADE	SEC ONLY
Season: 1 at Vanderbilt (03/06/19)	1 at Vanderbilt (03/06/19)
Career: 1 at Vanderbilt (03/06/19)	
FG ATTEMPTED	SEC ONLY
Season: 1 vs Texas Southern (11/19/19)	
Career: 1 (2x) last vs TX Southern (11/19/19)	1 at Vanderbilt (03/06/19)
3-POINT FG MADE	SEC ONLY
Season: --	--
Career: --	
3-PT FG ATTEMPTS	SEC ONLY
Season: --	--
Career: --	
FT MADE	SEC ONLY
Season: 1 at Vanderbilt (03/06/19)	1 at Vanderbilt (03/06/19)
Career: 1 at Vanderbilt (03/06/19)	
FT ATTEMPTED	SEC ONLY
Season: 1 vs Rice (11/05/19)	
Career: 2 vs Tulsa (12/14/19)	1 at Vanderbilt (03/06/19)
REBOUNDS	SEC ONLY
Season: --	--
Career: --	
ASSISTS	SEC ONLY
Season: --	--
Career: --	
STEALS	SEC ONLY
Season: --	--
Career: --	
BLOCKED SHOTS	SEC ONLY
Season: --	--
Career: --	
MINUTES	SEC ONLY
Season: 2 vs Rice (11/05/19)	
Career: 2 vs Rice (11/05/19)	--

## TY STEVENS 2019-20 GAME STATS

Opponent	Date	GS	Min	FG	FGA	Pct	3FG	3A	Pct	FT	FTA	Pct	O	D	Tot	Avg	PF	FO	A	TO	Blk	Stl	Pts	Avg
RICE	11/05/19	2		0	0	.000	0	0	.000	0	1	.000	0	0	0	0.0	0	0	0	0	0	0	0	0.0
NORTH TEXAS	11/12/19	DNP																						
MONTANA	11/16/19	DNP																						
TEXAS SOUTHERN	11/19/19	1		0	1	.000	0	0	.000	0	0	.000	0	0	0	0.0	0	0	0	0	0	0	0	0.0
SOUTH DAKOTA	11/22/19	DNP																						
at Georgia Tech	11/25/19	DNP																						
NORTHERN KY	11/30/19	DNP																						
AUSTIN PEAY	12/03/19	DNP																						
at Western Kentucky	12/07/19	DNP																						
TULSA	12/14/19	1		0	0	.000	0	0	.000	0	2	.000	0	0	0	0.0	0	0	0	0	0	0	0	0.0
vs Valparaiso	12/21/19	DNP																						
Totals		0	3	0	1	.000	0	0	.000	0	3	.000	0	0	0	0.0	0	0	0	0	0	0	0	0.0



## TY STEVENS CAREER STATISTICS

Year	GP	GS	Min	Avg	FG	FGA	Pct	3FG	3FGA	Pct	FT	FTA	Pct	Off	Def	Tot	Avg	PF	FO	Ast	TO	Blk	Stl	Pts	Avg
2018-19	2	0	2	1.0	1	1	1.000	0	0	.000	1	1	1.000	0	0	0	0.0	0	0	0	0	0	0	3	1.5
2019-20	3	0	3	1.0	0	1	.000	0	0	.000	0	3	.000	0	0	0	0.0	0	0	0	0	0	0	0	0.0
TOTAL	5	0	5	1.0	1	2	.500	0	0	.000	1	4	.250	0	0	0	0.0	0	0	0	0	0	0	3	0.6

# 13 EMEKA OBUKWELU

F • R.Jr. • 6-8 • 222  
Plano, Texas || Plano West HS

Pronounced eh-MECK-uh Oh-Boo-QUAY-Lu ... Played two seasons at Univ. of Texas-Tyler before transferring to Arkansas ... Second year walk-on.

## 2019-20 HIGHLIGHTS:

- Only played the final minute in the season-opening win over Rice, but grabbed three rebounds.

## DOUBLE-DOUBLES (9)

2017-18 (So.)

Opp	Pts	Rebs
at Texas Lutheran	28	13
at Southwestern (TX)	26	13
at Austin	27	12
Rhodes	43	17
Colorado College	19	14
at Howard Payne	14	11
Louisiana College	25	13
at UT Dallas	19	10
LeTourneau	33	11

## PERSONAL BESTS

POINTS	SEC ONLY
Season:	
Career: 43 vs Rhodes (12/03/17)	--
FG MADE	SEC ONLY
Season:	
Career: 20 vs Rhodes (12/03/17)	--
FG ATTEMPTED	SEC ONLY
Season:	
Career: 26 at LeTourneau (02/01/18)	--
3-POINT FG MADE	SEC ONLY
Season:	
Career: --	--
3-PT FG ATTEMPTS	SEC ONLY
Season:	
Career: 1 (2x) last at Hardin-Simmons (12/07/17)	--
FT MADE	SEC ONLY
Season:	
Career: 6 (2x) last at Louisiana Coll. (02/17/18)	--
FT ATTEMPTED	SEC ONLY
Season:	
Career: 10 at Willamette (11/18/16)	--
REBOUNDS	SEC ONLY
Season: 3 vs Rice (11/05/19)	
Career: 20 vs Rhodes (12/03/17)	--
ASSISTS	SEC ONLY
Season:	
Career: 4 at Rust (01/19/17)	--
STEALS	SEC ONLY
Season:	
Career: 2 (2x) last at Louisiana Coll. (02/17/18)	--
BLOCKED SHOTS	SEC ONLY
Season:	
Career: 4 vs Belhaven (01/13/18)	--
MINUTES	SEC ONLY
Season: 1 vs Rice (11/05/19)	
Career: 42 vs Louisiana College (01/11/18)	--

## EMEKA OBUKWELU 2019-20 GAME STATS

Opponent	Date	GS	Min	FG	FGA	Pct	3FG	3A	Pct	FT	FTA	Pct	O	D	Tot	Avg	PF	FO	A	TO	Blk	Stl	Pts	Avg
RICE	11/05/19	1		0	0	.000	0	0	.000	0	0	.000	1	2	3	3.0	0	0	0	0	0	0	0	0.0
NORTH TEXAS	11/12/19	DNP																						
MONTANA	11/16/19	DNP																						
TEXAS SOUTHERN	11/19/19	DNP																						
SOUTH DAKOTA	11/22/19	DNP																						
at Georgia Tech	11/25/19	DNP																						
NORTHERN KY	11/30/19	DNP																						
AUSTIN PEAY	12/03/19	DNP																						
at Western Kentucky	12/07/19	DNP																						
TULSA	12/14/19	1		0	1	.000	0	1	.000	0	0	.000	0	0	0	1.5	0	0	0	0	0	0	0	0.0
vs Valparaiso	12/21/19	DNP																						
Totals		0	2	0	1	.000	0	1	.000	0	0	.000	1	2	3	1.5	0	0	0	0	0	0	0	0.0

## EMEKA OBUKWELU CAREER STATISTICS

Year	GP	GS	Min	Avg	FG	FGA	Pct	3FG	3FGA	Pct	FT	FTA	Pct	Off	Def	Tot	Avg	PF	FO	Ast	TO	Blk	Stl	Pts	Avg	
2016-17 (UT-T)	26	15	462	17.8	79	131	.603	0	0	.000	20	45	.444	33	66	99	3.8	79	1	25	23	4	2	178	6.9	
2017-18 (UT-T)	26	26	751	28.9	227	335	.677	0	2	.000	56	87	.644	55	147	202	7.8	79	5	38	56	9	8	510	19.6	
2017-18 - REDSHIRTED AT ARKANSAS																										
2018-19 (ARK)	2	0	2	1.0	0	1	.000	0	1	.000	0	0	.000	1	2	3	1.5	0	0	0	0	0	0	0	0.0	
TOTAL	54	41	1215	22.5	306	467	.655	0	3	.000	76	132	.576	89	215	304	5.6	158	6	63	79	13	10	688	12.7	



14

## JAMARIO BELL

F • Sr. • 6-5 • 250

Junction City, Ark. || Junction City HS

• After playing his final football game as a Razorback (at Little Rock versus Missouri on Nov. 29), joined the basketball team for the Northern Kentucky game (Nov. 30).

• Graduated Dec. 22, 2019 (Sport & Recreation Management).

## 2019-20 BASKETBALL HIGHLIGHTS:

• First game action came vs Tulsa and he blocked a shot.

## HIGH SCHOOL BASKETBALL BIO

• Not only was Bell a highly recruited football player, was a highly touted basketball player ... Named to the 2015 USA TODAY All-Arkansas second team with the likes of Malik Monk (Kentucky), KeVaughn Allen (Florida), Mitchell Smith (Missouri) and Javon Franklin (Auburn) making the 10-member team ... A two-time All-State selection, led Junction City to the 2A state championship game twice and was named to the 2015 2A All-State Tournament team ... Also helped the Dragons to the state semifinals as a sophomore ... His backboard-shattering dunk as a senior went viral on the internet (Also shattered a backboard in Arkansas' intramural gym) ... Played on the AAU circuit with the Arkansas Wings.

## ARKANSAS FOOTBALL CAREER

- Bell came to Arkansas as a wide receiver ... Moved from defensive end, to tight end, to linebacker and back to defensive end during his career ... Finished with 37 tackles in two seasons, including 6.5 TFL, and had 4.5 sacks – all in 2019.
- 2019 (SR): Played in 10 games at defensive end and started the final game versus Missouri ... Finished with 17 tackles and ranked second on the team with 4.5 sacks.
- 2018 (JR): Played in 11 of 12 games during his junior season with the Razorbacks ... Recorded 20 tackles, 11 solo.
- 2017 (SO): Missed the first 10 weeks of the season due to a foot injury sustained during fall camp ... Saw action on special teams in the last two games.
- 2016 (FR): Moved from tight end to linebacker during 2017 spring workouts ... Did not see any game action.
- 2015 (FR): Transitioned from defensive line to tight end during 2016 spring workouts ... Redshirted.
- HIGH SCHOOL FOOTBALL: A consensus four-star prospect ... Named to the Associated Press Arkansas Super Team at defensive end in 2014 ... Helped lead Junction City to the Arkansas class 2A state championship in 2014.
- OTHER: Won the 2015 2A state championships in the shot put and discus ... Placed third in both events as a junior.

## FOOTBALL CAREER HIGHS

Tackles: 4 (2x) last at LSU (10/10/18)  
Solo: 2 (7x) last vs Missouri (11/29/19)  
TFL: 2.0 (2x) last vs Texas A&M (9/28/19)  
Sacks: 2.0 vs Texas A&M (9/28/19)  
QBH: 1 (3x) last vs Western Ky (11/19/19)  
PBU: --  
FR: --  
FF: 1 (2x) last vs San Jose State (9/21/19)


NOTE: 4.5 sacks in 2019 / 17th in SEC

## PERSONAL BESTS

POINTS	SEC ONLY
Season: --	--
Career: --	--
FG MADE	SEC ONLY
Season: --	--
Career: --	--
FG ATTEMPTED	SEC ONLY
Season: --	--
Career: --	--
3-POINT FG MADE	SEC ONLY
Season: --	--
Career: --	--
3-PT FG ATTEMPTS	SEC ONLY
Season: --	--
Career: --	--
FT MADE	SEC ONLY
Season: --	--
Career: --	--
FT ATTEMPTED	SEC ONLY
Season: --	--
Career: --	--
REBOUNDS	SEC ONLY
Season: --	--
Career: --	--
ASSISTS	SEC ONLY
Season: --	--
Career: --	--
STEALS	SEC ONLY
Season: --	--
Career: --	--
BLOCKED SHOTS	SEC ONLY
Season: 1 vs Tulsa (12/14/19)	--
Career: 1 vs Tulsa (12/14/19)	--
MINUTES	SEC ONLY
Season: 1 vs Tulsa (12/14/19)	--
Career: 1 vs Tulsa (12/14/19)	--

## JAMARIO BELL 2019-20 GAME STATS

Opponent	Date	GS	Min	FG	FGA	Pct	3FG	3A	Pct	FT	FTA	Pct	O	D	Tot	Avg	PF	FO	A	TO	Blk	Stl	Pts	Avg
RICE	11/05/19	--	--																					
NORTH TEXAS	11/12/19	--	--																					
MONTANA	11/16/19	--	--																					
TEXAS SOUTHERN	11/19/19	--	--																					
SOUTH DAKOTA	11/22/19	--	--																					
at Georgia Tech	11/25/19	--	--																					
NORTHERN KY	11/30/19	DNP																						
AUSTIN PEAY	12/03/19	DNP																						
at Western Kentucky	12/07/19	DNP																						
TULSA	12/14/19	1		0	0	.000	0	0	.000	0	0	.000	0	0	0	0.0	1	0	0	0	1	0	0	0.0
vs Valparaiso	12/21/19	DNP																						
Totals		0	1	0	0	.000	0	0	.000	0	0	.000	0	0	0	0.0	1	0	0	0	1	0	0	0.0



## JAMARIO BELL CAREER STATISTICS

BASKETBALL	GP	GS	Min	Avg	FG	FGA	Pct	3FG	3FGA	Pct	FT	FTA	Pct	Off	Def	Tot	Avg	PF	FO	Ast	TO	Blk	Stl	Pts	Avg
2019-20	1	0	1	1.0	0	0	.000	0	0	.000	0	0	.000	0	0	0	0.0	1	0	0	0	1	0	0	0.0
FOOTBALL	GP	GS	Solo	Ast	Total	Tackles	TFL	Yds	Sacks	Yds	Int	Yds	PBU	PD	Qbh	FR	Yds	FF	Blkd	Kick	Saf				
2016 (Rfr.)	.	.	.	.	.	.	.	.	.	.	.	.	.	.	.	.	.	.	.	.	.	.	.	.	.
2017 (So.)	2	0	.	.	.	.	.	.	.	.	.	.	.	.	.	.	.	.	.	.	.	.	.	.	.
2018 (Jr.)	11	0	11	9	20		1.0	-5							1			1							
2019 (Sr.)	10	1	10	7	17		5.5	-27	4.5	-23					2			1							
CAREER	22	1	21	16	37		6.5	-32	4.5	-23					3			2							



# 15 MASON JONES

G • Jr. • 6-5 • 200  
Desoto, Texas || Triple A Academy

• FT Made	66	<b>11th NCAA</b>	<b>1st SEC</b>	• FT Pct	93.0%	<b>11th NCAA</b>	<b>2nd SEC</b>
• Steals/Gm	2.0	<b>61st NCAA</b>	3rd SEC	• FT Att	71	47th NCAA	<b>1st SEC</b>
• Def Reb/Gm	5.2	185th NCAA	7th SEC	• Points/Gm	19.6	39th NCAA	3rd SEC
• FG%	49.6%	138th NCAA	8th SEC	<b>• LEADS TEAM IN SCORING &amp; REBOUNDS; 2nd IN STEALS</b>			

- Games in double figure pts: 26 for career • 7 for 2019-20
- Led team in scoring: 14 for career (11-3) • 4 for 2019-20 (4-0)
- Led team in steals: 6 for career • 2 for 2019-20
- Made 3+ 3's: 15 for career • 2 for 2019-20
- Led team in assists: 11 for career • 2 for 2019-20
- Led the team in rebs: 7 for career • 3 for 2019-20

- **LAST TWO: Scored 41 and 20 .... Has 5+ rebounds in 8 of 10 games ... LAST THREE: AVERAGING 8.0 rebs/gm.**
- **SEC PLAYER OF THE WEEK (Nov. 11): 32 pts - 7 rebs - 5 steals in season-opening win over Rice.**
- **SEC PLAYER OF THE WEEK (Dec. 16): 41 pts - 6 rebs - 4 steals - season-high 4 assists versus Tulsa.**
- **Made his first 27 from the free throw line this season - and 36 straight dating back to last season - before missing his first FT attempt at Georgia Tech ... Had a streak of 24 straight FT snapped on final attempt vs Tulsa.**
- Shooting 32.7% from 3PT range (18-of-55) **BUT FROM 2PT RANGE, Jones is shooting 65.5% (38-of-58).**

## 2019-20 HIGHLIGHTS:

- Named **SEC PLAYER OF THE WEEK** as he scored then career-high 32 in the season opener versus Rice - the 2nd-highest point production by a Razorback in a season opener ... Also had career highs in FG made (12), FG att (18) and steals (5).
- Led the team in scoring (16), rebounds (6) and assists (2) in the in over North Texas.
- Led the team in scoring (19), assists (4), steals (4) and blocked shots (1) in the win over Montana.
- Made a **game-winning 3-pointer with 0.1 seconds left in overtime** (Arkansas' only points in OT) at Georgia Tech for a 62-61 win ... Scored 24 points with seven rebounds and five steals.
- Missed the Northern Kentucky game due to an injured shoulder ... Came back **versus Austin Peay and scored 16 points while taking just six shots** ... Made two 3's and was 6-of-6 at the free throw line.
- Named **SEC PLAYER OF THE WEEK** as he scored career-high 41 points and added six rebounds, while leading the team in assists (4) and steals (4) ... Tied career highs going 12-of-18 from the field (7-of-7 from 2-point range) ... 41 points ties for 7th-most in Arkansas history ... In the first half, scored 20 points, including a long 3-pointer at the buzzer for a 16-point halftime lead ... After Tulsa worked its 16-point deficit to nine (68-59 with 11:49 left), Jones scored 15 straight for the Razorbacks during an 18-5 run to give Arkansas a 22-point lead (86-64).
- Missed his first 3 treys, but made two inside the final minute en route to 20 points in come-from-behind win vs Tulsa ... **Tied season-high with nine rebounds** and had game-high four assists ... **With Hogs' down 5 with 4:14, scored 8 - hit 3's at 1:24 to tie game and 0:53 left for 3-pt lead ... Sealed win with two free throws with 25 seconds left.**

## MASON JONES 2019-20 GAME STATS

Opponent	Date	GS	Min	FG	FGA	Pct	3FG	3A	Pct	FT	FTA	Pct	O	D	Tot	Avg	PF	FO	A	TO	Blk	Stl	Pts	Avg	
RICE	11/05/19	*	33	12	18	.667	4	8	.500	4	4	1.000	1	6	7	7.0	0	0	3	3	0	5	32	32.0	
NORTH TEXAS	11/12/19	*	29	3	8	.375	1	5	.200	9	9	1.000	2	4	6	6.5	2	0	2	1	0	0	16	24.0	
MONTANA	11/16/19	*	35	5	13	.385	1	5	.200	8	8	1.000	3	2	5	6.0	2	0	4	2	1	4	19	22.3	
TEXAS SOUTHERN	11/19/19	*	20	2	4	.500	0	2	.000	2	2	1.000	0	2	2	5.0	2	0	1	4	2	1	6	18.3	
SOUTH DAKOTA	11/22/19	*	33	5	12	.417	0	3	.000	4	4	1.000	1	6	7	5.4	4	0	0	3	0	1	14	17.4	
at Georgia Tech	11/25/19	*	39	7	13	.538	3	8	.375	7	10	.700	0	7	7	5.7	4	0	3	6	0	5	24	18.5	
NORTHERN KY	11/30/19	DNP	Inj																						
AUSTIN PEAY	12/03/19	*	27	4	6	.667	2	4	.500	6	6	1.000	0	4	4	5.4	4	0	2	6	0	0	16	18.1	
at Western Kentucky	12/07/19	*	36	1	9	.111	0	4	.000	6	6	1.000	1	8	9	5.9	3	0	1	3	0	0	8	16.9	
TULSA	12/14/19	*	39	12	18	.667	5	11	.455	12	13	.923	1	5	6	5.9	2	0	4	1	1	4	41	19.6	
vs Valparaiso	12/21/19	*	29	5	12	.417	2	5	.400	8	9	.889	1	8	9	6.2	4	0	4	7	0	0	20	19.6	
Totals			10	320	56	113	.496	18	55	.327	66	71	.930	10	52	62	6.2	27	0	24	36	4	20	196	19.6

## MASON JONES CAREER STATISTICS

Year	GP	GS	Min	Avg	FG	FGA	Pct	3FG	3FGA	Pct	FT	FTA	Pct	Off	Def	Tot	Avg	PF	FO	Ast	TO	Blk	Stl	Pts	Avg
2018-19	34	26	996	29.3	136	337	.404	76	208	.365	115	143	.804	18	114	132	3.9	77	2	96	61	5	31	463	13.6
2019-20	10	10	320	32.0	56	113	.496	18	55	.327	66	71	.930	10	52	62	6.2	27	0	24	36	4	20	196	19.6
TOTAL	44	36	1316	29.9	192	450	.427	94	263	.357	181	214	.846	28	166	194	4.4	104	2	120	97	9	51	659	15.0

## • PERSONAL BESTS •

POINTS	SEC ONLY
Season: 41 vs Tulsa (12/14/19)	
Career: 41 vs Tulsa (12/14/19)	30 (2x), last vs. Miss State (02/16/19)
FG MADE	SEC ONLY
Season: 18 (2x) last vs Tulsa (12/14/19)	
Career: 12 (2x) last vs Tulsa (12/14/19)	9 vs. Miss State (02/16/19)
FG ATTEMPTED	SEC ONLY
Season: 18 (2x) last vs Tulsa (12/14/19)	
Career: 18 (2x) last vs Tulsa (12/14/19)	18 vs. Miss State (02/16/19)
3-POINT FG MADE	SEC ONLY
Season: 5 vs Tulsa (12/14/19)	
Career: 6 vs. Ole Miss (03/02/19)	6 vs Ole Miss (03/02/19)
3-PT FG ATTEMPTS	SEC ONLY
Season: 11 vs Tulsa (12/14/19)	
Career: 13 vs Georgia Tech (12/19/18)	11 (2x), last vs. Miss State (02/16/19)
FT MADE	SEC ONLY
Season: 12 vs Tulsa (12/14/19)	
Career: 12 (2x) last vs Tulsa (12/14/19)	12 vs. Florida (01/09/19)
FT ATTEMPTED	SEC ONLY
Season: 13 vs Tulsa (12/14/19)	
Career: 13 (2x) last vs Tulsa (12/14/19)	13 vs. Florida (01/09/19)
REBOUNDS	SEC ONLY
Season: 9 (2x) last vs Valpo (12/22/19)	
Career: 10 vs. FIU (12/01/18)	6 (3x), last at Vandy (03/06/19)
ASSISTS	SEC ONLY
Season: 4 vs Tulsa (12/14/19)	
Career: 7 vs. Indiana (11/18/18)	5 (3x), last at Vandy (03/06/19)
STEALS	SEC ONLY
Season: 5 (2x) last at Ga Tech (11/25/19)	
Career: 5 (2x) last at Ga Tech (11/25/19)	3 at Vanderbilt (03/06/19)
BLOCKED SHOTS	SEC ONLY
Season: 2 vs Texas Southern (11/19/19)	
Career: 2 vs Texas Southern (11/19/19)	1 (4x), last at USC (02/02/19)
MINUTES	SEC ONLY
Season: 39:46 at Georgia Tech (11/25/19)	
Career: 39:46 at Georgia Tech (11/25/19)	38 vs. LSU (01/12/19)



# 24 ETHAN HENDERSON

F • So. • 6-8 • 210  
Little Rock, Ark. || Parkview Magnet HS

Last season, played in 12 games and scored 11 points ... Had a breakout game at Providence in the first round of the NIT ... In the first 32 games of the season, Henderson played 28 minutes, was 2-of-3 from the field, scored five points and had six rebounds ... At Providence (Game 33) alone, played 18 minutes, was 3-of-6 from the field, scored six points and had five rebounds.

• For the year, is 3-of-3 from the field with two dunks and, in 27 minutes, has nine rebounds and five blocked shots.

## 2019-20 HIGHLIGHTS:

- Is 2-of-2 from the field this season and, in 20 minutes of action, has five rebounds and two blocked shots.
- Named **team's Player of the Game** as he provided a huge spark off the bench in the first half versus Austin Peay ... During a 9-0 run - putting the Hogs up 25-18 - he had a dunk, three blocked shots and three rebounds ... The **three rejections were a career high** and he finished with four rebounds in 7:26 played.
- Grabbed three rebounds in three minutes versus Tulsa.

## ETHAN HENDERSON 2019-20 GAME STATS

Opponent	Date	GS	Min	FG	FGA	Pct	3FG	3A	Pct	FT	FTA	Pct	O	D	Tot	Avg	PF	FO	A	TO	Blk	Stl	Pts	Avg
RICE	11/05/19	12		1	1	1.000	0	0	.000	0	0	.000	0	3	3	3.0	3	0	0	1	1	1	2	2.0
NORTH TEXAS	11/12/19	DNP																						
MONTANA	11/16/19	DNP																						
TEXAS SOUTHERN	11/19/19	8		1	1	1.000	0	0	.000	0	0	.000	0	2	2	2.5	0	0	0	1	1	0	2	2.0
SOUTH DAKOTA	11/22/19	DNP																						
at Georgia Tech	11/25/19	DNP																						
NORTHERN KY	11/30/19	DNP																						
AUSTIN PEAY	12/03/19	7		1	1	1.000	0	0	.000	0	0	.000	1	3	4	3.0	3	0	0	0	3	0	2	2.0
at Western Kentucky	12/07/19	1		0	0	.000	0	0	.000	0	0	.000	0	0	0	2.3	0	0	0	0	0	0	0	1.5
TULSA	12/14/19	3		0	1	.000	0	0	.000	0	0	.000	2	1	3	2.4	0	0	1	0	0	0	0	1.2
vs Valparaiso	12/21/19	DNP																						
Totals		0	31	3	4	.750	0	0	.000	0	0	.000	3	9	12	2.4	6	0	1	2	5	1	6	1.2

## ETHAN HENDERSON CAREER STATISTICS

Year	GP	GS	Min	Avg	FG	FGA	Pct	3FG	3FGA	Pct	FT	FTA	Pct	Off	Def	Tot	Avg	PF	FO	Ast	TO	Blk	Stl	Pts	Avg
2018-19	12	0	51	4.3	5	10	.500	0	0	.000	1	3	.333	3	9	12	1.0	6	0	1	3	2	3	11	0.9
2019-20	5	0	31	6.2	3	4	.750	0	0	.000	0	0	.000	3	9	12	2.4	6	0	1	2	5	1	6	1.2
TOTAL	17	0	82	4.8	8	14	.571	0	0	.000	1	3	.333	6	18	24	1.4	12	0	2	5	7	4	17	1.0

## PERSONAL BESTS

POINTS	SEC ONLY
Season: 2 (3x) last vs Austin Peay (12/03/19)	
Career: 6 at Providence (03/19/19)	2 at Tennessee (01/15/19)
FG MADE	SEC ONLY
Season: 1 (3x) last vs Austin Peay (12/03/19)	
Career: 3 at Providence (03/19/19)	1 at Tennessee (01/15/19)
FG ATTEMPTED	SEC ONLY
Season: 1 (3x) last vs Austin Peay (12/03/19)	
Career: 6 at Providence (03/19/19)	1 (2x), last vs. Georgia (01/29/19)
3-POINT FG MADE	SEC ONLY
Season: --	
Career: --	--
3-PT FG ATTEMPTS	SEC ONLY
Season: --	
Career: --	--
FT MADE	SEC ONLY
Season: --	
Career: 1 vs FIU (12/01/18)	--
FT ATTEMPTED	SEC ONLY
Season: --	
Career: 2 vs FIU (12/01/18)	--
REBOUNDS	SEC ONLY
Season: 4 vs Austin Peay (12/03/19)	
Career: 5 at Providence (03/19/19)	1 at Tennessee (01/15/19)
ASSISTS	SEC ONLY
Season: --	
Career: 1 vs UTA (11/23/18)	--
STEALS	SEC ONLY
Season: 1 vs Rice (11/05/19)	
Career: 2 at Tennessee (01/15/19)	2 at Tennessee (01/15/19)
BLOCKED SHOTS	SEC ONLY
Season: 3 vs Austin Peay (12/03/19)	
Career: 3 vs Austin Peay (12/03/19)	1 at Auburn (02/20/19)
MINUTES	SEC ONLY
Season: 12 vs Rice (11/05/19)	
Career: 18 at Providence (03/19/19)	4 at Tennessee (01/15/19)



# 33 JIMMY WHITT JR.

G • Gr. Sr. • 6-3 • 175  
Columbia, Mo. || Hickman HS

• Began his career at Arkansas before transferring to SMU, returned to the Razorbacks for the 2019-20 season as a graduate transfer ... Received his B.S. in Sport Management from SMU in May 2019 ... Is pursuing an M.Ed. in Adult and Lifelong Learning ... His brother, Marcus, was a graduate assistant on Coach Musselman's staff at Nevada.

## • 2nd on the team in rebounding (5.8 avg.).

*"Jimmy may be the best rebounding point guard in the nation."*  
- Arkansas head coach Eric Musselman

## • IN THE SEC: 3rd in FG Made (68) • 3rd in Minutes/Gm (35:41) • 3rd in FG% (52.7%)

• Games in double figure points: 53 for career • 9 for 2019-20

## • Scored in double figures in five straight ... averaging 15.8 over the span.

• Scored his 1,000th career point vs Northern KY on old-fashion 3-point play

• **Played 158 minutes and 18 seconds over five games without a turnover.** (Final 17:44 vs Montana, 33:46 vs TX Southern, 35:28 vs South Dakota, 43:47 vs Ga Tech and the first 27:33 vs Northern Kentucky.) ... **15 turnovers in 393 minutes ... 1 every 26.5 minutes.**

## 2019-20 HIGHLIGHTS:

• Named **MVP of the Collegiate Hoops Roadshow - Razorback Regional** ... Averaged 1.8 points and 8.3 rebounds while shooting 63% from the field and making 11-of-15 FT.

• Had a double-double with 14 points and seven rebounds versus Montana ... Record his **sixth career double-double** - first as a Razorback - vs. Texas Southern with 17 points and 10 rebounds ... **Tied a career high with 24 points** ... Was 11-of-14 from the field ... **Set an Arkansas record** for most points by a guard in the 3-point era without attempting a 3-pointer (@HogStats.com) ... Once again **tied his career high with 24 points** versus Northern Kentucky ... Made 6-of-7 FT and grabbed nine rebounds.

• Only scored six points on 3-of-12 shooting, but played great defense versus GT guard Michael Devoe, getting two blocked shots and holding Devoe to 4-of-16 shooting.

• Scored 10 points and tied for team highs in both assists (4) and steals (3) vs. Valpo.

## TRIPLE-DOUBLES (1)

2018-19 (Jr.)

Opp	Pts	Rebs	Asst
McNeese St.	12	10	10

## DOUBLE-DOUBLES (7)

2019-20 (Sr.) 2

Opp	Pts	Rebs
Texas Southern	17	10
at Western Ky	17	12

2018-19 (Jr.) \* 5

Opp	Pts	Rebs
vs. Bradley	12	13
McNeese St. *	12	10
at Tulane	11	11
at UConn	20	10
Tulsa	10	10

\* - part of a triple-double

## • PERSONAL BESTS •

### POINTS

Season: 24 vs South Dakota (11/22/19)

Career: 24 (2x) last vs S Dakota (11/22/19)

### SEC ONLY

15 at Missouri (01/12/16)

### FG MADE

Season: 11 vs South Dakota (11/22/19)

Career: 12 vs Cincinnati (03/15/19)

### SEC ONLY

15 at Missouri (01/12/16)

### FG ATTEMPTED

Season: 18 at Western Kentucky (12/07/19)

Career: 19 (2x) last vs Cincinnati (03/05/19)

### SEC ONLY

12 at Mississippi State (02/09/16)

### 3-POINT FG MADE

Season: --

Career: 2 (3x) last at UCF (03/04/18)

### SEC ONLY

2 (2x), last vs LSU (02/23/16)

### 3-PT FG ATTEMPTS

Season: --

Career: 6 at UCF (03/04/18)

### SEC ONLY

3 vs LSU (02/23/16)

### FT MADE

Season: 3 vs North Texas (11/12/19)

Career: 7 vs Wichita State (02/24/18)

### SEC ONLY

4 (2x) last vs USC (03/05/16)

### FT ATTEMPTED

Season: 4 vs North Texas (11/12/19)

Career: 8 vs Wichita State (02/24/18)

### SEC ONLY

6 (2x) last vs USC (03/05/16)

### REBOUNDS

Season: 12 at Western Kentucky (12/07/19)

Career: 13 (2x) last vs Bradley (11/20/18)

### SEC ONLY

4 at Mississippi State (02/09/16)

### ASSISTS

Season: 5 vs Rice (11/05/19)

Career: 10 vs McNeese (11/29/18)

### SEC ONLY

2 (4x) last vs Auburn (02/17/16)

### STEALS

Season: 3 (3x) last vs Valpo (12/22/19)

Career: 5 (3x) vs Memphis (21/14/18)

### SEC ONLY

1 (8x) last at Tennessee (02/27/16)

### BLOCKED SHOTS

Season: 2 at Georgia Tech (11/25/19)

Career: 3 (2x) at Memphis (01/19/19)

### SEC ONLY

2 vs Vanderbilt (01/15/16)

### MINUTES

Season: 43:47 at Georgia Tech (11/25/19)

Career: 43:47 at Georgia Tech (11/25/19)

### SEC ONLY

20 (3x) last at Miss State (02/09/16)

## JIMMY WHITT JR. 2019-20 GAME STATS

Opponent	Date	GS	Min	FG	FGA	Pct	3FG	3A	Pct	FT	FTA	Pct	O	D	Tot	Avg	PF	FO	A	TO	Blk	Stl	Pts	Avg	
RICE	11/05/19	*	28	1	4	.250	0	0	.000	0	0	.000	2	2	4	4.0	0	0	5	2	1	1	2	2.0	
NORTH TEXAS	11/12/19	*	35	5	10	.500	0	0	.000	3	4	.750	0	1	1	2.5	4	0	2	1	1	3	13	7.5	
MONTANA	11/16/19	*	28	6	12	.500	0	0	.000	2	3	.667	2	5	7	4.0	3	0	2	4	0	1	14	9.7	
TEXAS SOUTHERN	11/19/19	*	34	8	13	.615	0	0	.000	1	2	.500	2	8	10	5.5	1	0	1	0	0	0	17	11.5	
SOUTH DAKOTA	11/22/19	*	35	11	14	.786	0	0	.000	2	3	.667	1	6	7	5.8	1	0	1	0	1	3	24	14.0	
at Georgia Tech	11/25/19	*	44	3	12	.250	0	0	.000	0	2	.000	0	4	4	5.5	3	0	2	0	2	0	6	12.7	
NORTHERN KY	11/30/19	*	38	9	15	.600	0	0	.000	6	7	.857	3	6	9	6.0	4	0	2	1	0	1	24	14.3	
AUSTIN PEAY	12/03/19	*	37	7	13	.538	0	0	.000	3	4	.750	1	1	2	5.5	0	0	1	2	0	1	17	14.6	
at Western Kentucky	12/07/19	*	44	8	18	.444	0	0	.000	1	3	.333	3	9	12	6.2	5	1	4	1	0	1	17	14.9	
TULSA	12/14/19	*	33	5	8	.625	0	0	.000	1	2	.500	0	5	5	6.1	3	0	4	1	0	1	11	14.5	
vs Valparaiso	12/21/19	*	37	5	10	.500	0	0	.000	0	1	.000	2	1	3	5.8	2	0	4	3	0	3	10	14.1	
Totals			11	393	68	129	.527	0	0	.000	19	31	.613	16	48	64	5.8	26	1	28	15	5	15	155	14.1

## JIMMY WHITT JR. CAREER STATISTICS

Year	GP	GS	Min	Avg	FG	FGA	Pct	3FG	3FGA	Pct	FT	FTA	Pct	Off	Def	Tot	Avg	PF	FO	Asst	TO	Blk	Stl	Pts	Avg
2015-16 (ARK)	32	10	552	17.2	75	194	.387	6	16	.375	38	48	.792	11	42	53	1.7	66	0	35	31	6	20	194	6.1
2016-17 - REDSHIRTED AT SMU																									
2017-18 (SMU)	33	33	1096	33.2	140	287	.488	6	21	.286	60	101	.594	50	121	171	5.2	76	1	114	54	16	60	346	10.5
2018-19 (SMU)	30	30	1053	35.1	162	332	.488	4	28	.143	42	74	.568	62	131	193	6.4	71	1	119	44	13	43	370	12.3
2019-20 (ARK)	11	11	393	35.7	68	129	.527	0	0	.000	19	31	.613	16	48	64	5.8	26	1	28	15	5	15	155	14.1
TOTAL	106	84	3094	29.2	445	942	.472	16	65	.246	159	254	.626	139	342	481	4.5	239	3	296	144	40	138	1065	10.0





# 35 REGGIE CHANEY

F • So. • 6-8 • 222  
Tulsa, Okla. || Findlay Prep (Nev.)

- Has a blocked shot in 27 of his 39 career games, including 7 with at least 3 rejections.
- Games with 3+ blocked shots: 8 career • 2 • 2019-20

## 2019-20 HIGHLIGHTS:

- Missed the first three games ... In his debut (vs Texas Southern) was very efficient in his 19 minutes played ... **Tied a career high** with four steals ... Was 3-of-4 from the field for six points with two rebounds and a blocked shot.
- Was 3-of-3 from the field – all dunks – while adding three blocked shots.
- Posted **career highs in rebounds (11) and assists (5)** versus Northern Kentucky.
- Blocked three shots and had six rebounds in just 13 minutes at Western Kentucky.
- Led the team with seven rebounds vs Tulsa.
- Posted **career highs for free throws** made (3) and attempted (6) versus Valpo.

## REGGIE CHANEY 2019-20 GAME STATS

Opponent	Date	GS	Min	FG	FGA	Pct	3FG	3A	Pct	FT	FTA	Pct	O	D	Tot	Avg	PF	FO	A	TO	Blk	Stl	Pts	Avg	
RICE	11/05/19	DNP																							
NORTH TEXAS	11/12/19	DNP																							
MONTANA	11/16/19	DNP																							
TEXAS SOUTHERN	11/19/19	19	3	4	.750	0	0	.000	0	1	.000	1	1	2	2.0	0	0	0	0	1	4		6	6.0	
SOUTH DAKOTA	11/22/19	15	3	3	1.000	0	0	.000	0	0	.000	1	1	2	2.0	4	0	2	0	3	1		6	6.0	
at Georgia Tech	11/25/19	12	0	1	.000	0	0	.000	0	0	.000	1	1	2	2.0	2	0	0	1	1	1		0	4.0	
NORTHERN KY	11/30/19	24	3	5	.600	0	0	.000	0	0	.000	2	9	11	4.3	5	1	5	1	0	0		6	4.5	
AUSTIN PEAY	12/03/19	14	0	0	.000	0	0	.000	0	1	.000	0	2	2	3.8	3	0	1	2	0	2		0	3.6	
at Western Kentucky	12/07/19	13	0	0	.000	0	0	.000	0	0	.000	2	4	6	4.2	3	0	1	2	3	0		0	3.0	
TULSA	12/14/19	18	2	2	1.000	0	0	.000	1	2	.500	0	7	7	4.6	3	0	2	1	0	1		5	3.3	
vs Valparaiso	12/21/19	13	0	1	.000	0	0	.000	3	6	.500	0	2	2	4.3	2	0	2	2	0	0		3	3.3	
Totals		0	128	11	16	.688	0	0	.000	4	10	.400	7	27	34	4.3	22	1	13	9	8	9		26	3.3

## REGGIE CHANEY CAREER STATISTICS

Year	GP	GS	Min	Avg	FG	FGA	Pct	3FG	3FGA	Pct	FT	FTA	Pct	Off	Def	Tot	Avg	PF	FO	Ast	TO	Blk	Stl	Pts	Avg
2018-19	34	2	555	16.3	83	150	.553	0	0	.000	17	33	.515	40	78	118	3.5	82	2	25	46	46	21	183	5.4
2019-20	8	0	128	16.0	11	16	.688	0	0	.000	4	10	.400	7	27	34	4.3	22	1	13	9	8	9	26	3.3
TOTAL	42	2	683	16.3	94	166	.566	0	0	.000	21	43	.488	47	105	152	3.6	104	3	38	55	54	30	209	5.0

## PERSONAL BESTS

POINTS	SEC ONLY
Season: 6 (3x) last vs Northern Ky (11/30/19)	
Career: 14 at Providence (03/19/19)	12 vs. LSU (01/12/19)
FG MADE	SEC ONLY
Season: 3 (3x) last vs Northern Ky (11/30/19)	
Career: 7 at Providence (03/19/19)	6 vs. LSU (01/12/19)
FG ATTEMPTED	SEC ONLY
Season: 5 vs Northern Kentucky (11/30/19)	
Career: 9 at Providence (03/19/19)	8 vs. LSU (01/12/19)
3-POINT FG MADE	SEC ONLY
Season: --	
Career: --	--
3-PT FG ATTEMPTS	SEC ONLY
Season: --	
Career: --	--
FT MADE	SEC ONLY
Season: 3 vs Valpo (12/21/19)	
Career: 3 (2x) vs Valpo (12/21/19)	3 vs Miss State (02/16/19)
FT ATTEMPTED	SEC ONLY
Season: 6 vs Valpo (12/21/19)	
Career: 6 vs Valpo (12/21/19)	3 vs Miss State (02/16/19)
REBOUNDS	SEC ONLY
Season: 11 vs Northern Kentucky (11/30/19)	
Career: 11 vs Northern Ky (11/30/19)	6 (3x), last vs. Georgia (01/29/19)
ASSISTS	SEC ONLY
Season: 5 vs Northern Kentucky (11/30/19)	
Career: 5 vs Northern Ky (11/30/19)	4 vs. Missouri (01/23/19)
STEALS	SEC ONLY
Season: 4 vs Texas Southern (11/19/19)	
Career: 4 (3x), last vs TX SOU (11/19/19)	4 vs. LSU (01/12/19)
BLOCKED SHOTS	SEC ONLY
Season: 3 (2x) last at Western Ky (12/07/19)	
Career: 7 at Providence (03/19/19)	5 vs. Georgia (01/29/19)
MINUTES	SEC ONLY
Season: 24:49 vs Texas Southern (11/19/19)	
Career: 28 (2x), last at Providence (03/19/19)	27 vs. LSU (01/12/19)



## ARKANSAS RAZORBACKS 2019-20 COMBINED REPORT

RECORD:	OVERALL	HOME	AWAY	NEUTRAL
ALL GAMES	10-1	8-0	1-1	1-0
CONFERENCE	0-0	0-0	0-0	0-0
NON-CONFERENCE	10-1	8-0	1-1	1-0

##	Player	GP	GS	Min	Avg	• TOTAL •			• 3-PTS •			• REBOUNDS •				PF	FO	A	TO	Blk	Stl	Pts	Avg			
						FG	FGA	Pct	3FG	FGA	Pct	FT	FTA	Pct	Off									Def	Tot	Avg
15	Mason Jones	10	10	320	32.0	56	113	.496	18	55	.327	66	71	.930	10	52	62	6.2	27	0	24	36	4	20	196	19.6
1	Isaiah Joe	11	11	408	37.1	57	155	.368	39	114	.342	32	40	.800	8	43	51	4.6	18	0	27	23	4	20	185	16.8
33	Jimmy Whitt Jr.	11	11	393	35.7	68	129	.527	0	0	.000	19	31	.613	16	48	64	5.8	26	1	28	15	5	15	155	14.1
3	Desi Sills	11	11	330	30.0	41	102	.402	10	53	.189	15	24	.625	6	25	31	2.8	30	0	15	22	4	13	107	9.7
2	Adrio Bailey	11	11	263	23.9	30	58	.517	4	10	.400	16	26	.615	15	36	51	4.6	28	0	11	15	20	21	80	7.3
5	Jalen Harris	11	0	265	24.1	16	39	.410	7	23	.304	16	20	.800	4	25	29	2.6	26	0	26	20	5	12	55	5.0
35	Reggie Chaney	8	0	128	16.0	11	16	.688	0	0	.000	4	10	.400	7	27	34	4.3	22	1	13	9	8	9	26	3.3
0	Jeantal Cylla	11	1	106	9.6	7	24	.292	1	10	.100	1	2	.500	3	15	18	1.6	13	0	0	7	3	0	16	1.5
24	Ethan Henderson	5	0	31	6.2	3	4	.750	0	0	.000	0	0	.000	3	9	12	2.4	6	0	1	2	5	1	6	1.2
14	Jamario Bell	1	0	1	1.0	0	0	.000	0	0	.000	0	0	.000	0	0	0	0.0	1	0	0	0	1	0	0	0.0
12	Ty Stevens	3	0	3	1.0	0	1	.000	0	0	.000	0	3	.000	0	0	0	0.0	0	0	0	0	0	0	0	0.0
13	Emeka Obukwelu	2	0	2	1.0	0	1	.000	0	1	.000	0	0	.000	1	2	3	1.5	0	0	0	0	0	0	0	0.0
TEAM.....												10 19 29 2.6				0	2				0					
ARKANSAS.....		11				289	642	.450	79	266	.297	169	227	.744	83	301	384	34.9	197	2	145	151	59	111	826	75.1
Opponents.....		11				242	633	.382	43	198	.217	127	190	.668	113	294	407	37.0	220	-	102	206	25	67	654	59.5

Team Statistics	ARK	OPP
SCORING	826	654
Points per game	75.1	59.5
Scoring margin	+15.6	-
FIELD GOALS-ATT	289-642	242-633
Field goal pct	.450	.382
3 POINT FG-ATT	79-266	43-198
3-point FG pct	.297	.217
3-pt FG made per game	7.2	3.9
FREE THROWS-ATT	169-227	127-190
Free throw pct	.744	.668
F-Throws made per game	15.4	11.5
REBOUNDS	384	407
Rebounds per game	34.9	37.0
Rebounding margin	-2.1	-
ASSISTS	145	102
Assists per game	13.2	9.3
TURNOVERS	151	206
Turnovers per game	13.7	18.7
Turnover margin	+5.0	-
Assist/turnover ratio	1.0	0.5
STEALS	111	67
Steals per game	10.1	6.1
BLOCKS	59	25
Blocks per game	5.4	2.3
ATTENDANCE	107760	29039
Home games-Avg/Game	8-13470	2-6704
Neutral site-Avg/Game	-	1-15630

Date	Opponent	Result	Score	Attend
11/05/19	RICE	W	91-43	17274
11/12/19	NORTH TEXAS	W	66-43	12001
+ 11/16/19	MONTANA	W	64-46	13058
+ 11/19/19	TEXAS SOUTHERN	W	82-51	11182
+ 11/22/19	SOUTH DAKOTA	W	77-56	12581
11/25/19	at Georgia Tech	WOT	62-61	6547
+ 11/30/19	NORTHERN KENTUCKY	W	66-60	14080
12/03/19	AUSTIN PEAY	W	69-61	11995
12/07/19	at Western Kentucky	LOT	79-86	6862
12/14/19	TULSA	W	98-79	15589
! 12/21/19	vs Valparaiso	W	72-68	15630

+ = Collegiate Hoops Roadshow (Razorback Regional)

! = played at Simmons Bank Arena (North Little Rock, Ark.)

\* = SEC game

SCORE BY PERIODS:	1st	2nd	OT	Total
Arkansas	384	433	9	826
Opponents	290	349	15	654

# ARKANSAS RAZORBACKS

## 2019-20 SEASON RESULTS & LEADERS

RECORD:	OVERALL	HOME	AWAY	NEUTRAL
ALL GAMES	10-1	8-0	1-1	1-0
CONFERENCE	0-0	0-0	0-0	0-0
NON-CONFERENCE	10-1	8-0	1-1	1-0

DATE	TIME (CT)	OPPONENT	TV	RESULT	ATTEND	RECORD (SEC)	HIGH POINTS	HIGH REBOUNDS
11/05/19	7:00 pm	RICE	SEC Network Plus	W 91-43	17274	1-0	-- (32)Mason Jones	(9)Adrio Bailey
11/12/19	7:00 pm	NORTH TEXAS	SEC Network Plus	W 66-43	12001	2-0	-- (16)Mason Jones (16)Isaiah Joe	(6)Mason Jones (6)Desi Sills
11/16/19	4:00 pm	+ MONTANA	SEC Network Plus	W 64-46	13058	3-0	-- (19)Mason Jones	(11)Adrio Bailey
11/19/19	7:00 pm	+ TEXAS SOUTHERN	SEC Network Plus	W 82-51	11182	4-0	-- (33)Isaiah Joe	(10)Jimmy Whitt Jr.
11/22/19	8:00 pm	+ SOUTH DAKOTA	SEC Network	W 77-56	12581	5-0	-- (24)Jimmy Whitt Jr.	(7)Jimmy Whitt Jr. (7)Mason Jones
11/25/19	6:00 pm	at Georgia Tech	ACC Network	W (OT) 62-61	6547	6-0	-- (24)Mason Jones	(9)Isaiah Joe
11/30/19	4:00 pm	+ NORTHERN KENTUCKY	SEC Network Plus	W 66-60	14080	7-0	-- (24)Jimmy Whitt Jr.	(11)Reggie Chaney
12/03/19	7:00 pm	AUSTIN PEAY	SEC Network Plus	W 69-61	11995	8-0	-- (17)Jimmy Whitt Jr.	(6)Isaiah Joe
12/07/19	6:30 pm	at Western Kentucky	CBS Sports Network	79-86 L (OT)	6862	8-1	--- (20)Desi Sills	(12)Jimmy Whitt Jr.
12/14/19	12:30 pm	TULSA	ESPNU	W 98-79	15589	9-1	-- (41)Mason Jones	(7)Reggie Chaney
12/21/19	7:00 pm	! vs Valparaiso	--	W 72-68	15630	10-1	-- (21)Isaiah Joe	(9)Mason Jones
12/29/19	TBA	at Indiana	Big Ten Network					
01/04/20	6:00 pm	* TEXAS A&M	SEC Network					
01/08/20	8:00 pm	* at LSU	ESPN2 / U					
01/11/20	5:00 pm	* at Ole Miss	SEC Network					
01/15/20	7:30 pm	* VANDERBILT	SEC Network					
01/18/20	3:00 pm	* KENTUCKY	ESPN / 2					
01/22/20	6:00 pm	* at Mississippi State	SEC Network					
01/25/20	3:00 pm	% TCU	ESPN / 2 / U					
01/29/20	7:30 pm	* SOUTH CAROLINA	SEC Network					
02/01/20	5:00 pm	* at Alabama	SEC Network					
02/04/20	6:00 pm	* AUBURN	SEC Network					
02/08/20	2:30 pm	* at Missouri	SEC Network					
02/11/20	6:00 pm	* at Tennessee	ESPN / 2 / U					
02/15/20	Noon	* MISSISSIPPI STATE	SEC Network					
02/18/20	6:00 pm	* at Florida	ESPN / 2 / U					
02/22/20	Noon	* MISSOURI	SEC Network					
02/26/20	7:30 pm	* TENNESSEE	SEC Network					
02/29/20	5:00 pm	* at Georgia	SEC Network					
03/04/20	6:00 pm	* LSU	SEC Network					
03/07/20	3:30 pm	* at Texas A&M	SEC Network					
03/11-15/20		^ SEC Tournament						

Home Games in CAPS | \* - Southeastern Conference game | + = College Hoops Roadshow presented by AtmosAir - Razorback Regional  
! - at Simmons Bank Arena (North Little Rock, Ark.) | % - Big 12/SEC Challenge | ^ - SEC Tournament (Nashville, Tenn. - Bridgestone Arena)

ATTENDANCE SUMMARY	GAMES	TOTALS	AVG/GAME
HOME	8	107760	13470
AWAY	2	13409	6704
NEUTRAL	1	15630	15630
TOTAL	11	136799	12436



## ARKANSAS RAZORBACKS

### 2019-20 SEASON STATISTICS • ALL GAMES

RECORD:	OVERALL	HOME	AWAY	NEUTRAL
ALL GAMES	10-1	8-0	1-1	1-0
CONFERENCE	0-0	0-0	0-0	0-0
NON-CONFERENCE	10-1	8-0	1-1	1-0

##	Player	GP	GS	• TOTAL •			• 3-PTS •			• REBOUNDS •																
				Min	Avg	FG	FGA	Pct	3FG	FGA	Pct	FT	FTA	Pct	Off	Def	Tot	Avg	PF	FO	A	TO	Blk	Stl	Pts	Avg
15	Mason Jones	10	10	320	32.0	56	113	.496	18	55	.327	66	71	.930	10	52	62	6.2	27	0	24	36	4	20	196	19.6
1	Isaiah Joe	11	11	408	37.1	57	155	.368	39	114	.342	32	40	.800	8	43	51	4.6	18	0	27	23	4	20	185	16.8
33	Jimmy Whitt Jr.	11	11	393	35.7	68	129	.527	0	0	.000	19	31	.613	16	48	64	5.8	26	1	28	15	5	15	155	14.1
3	Desi Sills	11	11	330	30.0	41	102	.402	10	53	.189	15	24	.625	6	25	31	2.8	30	0	15	22	4	13	107	9.7
2	Adrio Bailey	11	11	263	23.9	30	58	.517	4	10	.400	16	26	.615	15	36	51	4.6	28	0	11	15	20	21	80	7.3
5	Jalen Harris	11	0	265	24.1	16	39	.410	7	23	.304	16	20	.800	4	25	29	2.6	26	0	26	20	5	12	55	5.0
35	Reggie Chaney	8	0	128	16.0	11	16	.688	0	0	.000	4	10	.400	7	27	34	4.3	22	1	13	9	8	9	26	3.3
0	Jeantal Cylla	11	1	106	9.6	7	24	.292	1	10	.100	1	2	.500	3	15	18	1.6	13	0	0	7	3	0	16	1.5
24	Ethan Henderson	5	0	31	6.2	3	4	.750	0	0	.000	0	0	.000	3	9	12	2.4	6	0	1	2	5	1	6	1.2
14	Jamario Bell	1	0	1	1.0	0	0	.000	0	0	.000	0	0	.000	0	0	0	0.0	1	0	0	0	1	0	0	0.0
12	Ty Stevens	3	0	3	1.0	0	1	.000	0	0	.000	0	3	.000	0	0	0	0.0	0	0	0	0	0	0	0	0.0
13	Emeka Obukwelu	2	0	2	1.0	0	1	.000	0	1	.000	0	0	.000	1	2	3	1.5	0	0	0	0	0	0	0	0.0
TM	TEAM.....														10	19	29	2.6	0		2				0	
	ARKANSAS.....	11				289	642	.450	79	266	.297	169	227	.744	83	301	384	34.9	197	2	145	151	59	111	826	75.1
	Opponents.....	11				242	633	.382	43	198	.217	127	190	.668	113	294	407	37.0	220	-	102	206	25	67	654	59.5

SCORE BY PERIODS:	1st	2nd	OT	Total
Arkansas	384	433	9	826
Opponents	290	349	15	654

DEADBALL REBOUNDS:	OFF	DEF	TOTAL
Arkansas	28	9	37
Opponents	30	6	36

## 2019-20 RAZORBACK GAME-BY-GAME STATISTICS

Opponent	Date	Score	W/L	• TOTAL •			• 3-PTRS •						• REBOUNDS •										
				FG	FGA	Pct	3FG	FGA	Pct	FT	FTA	Pct	Off	Def	Tot	Avg	PF	A	TO	Blk	Stl	Pts	Avg
RICE	11/05/19	91-43	W	37	67	.552	10	25	.400	7	11	.636	10	35	45	45.0	16	19	21	5	14	91	91.0
NORTH TEXAS	11/12/19	66-43	W	20	45	.444	6	22	.273	20	24	.833	4	20	24	34.5	15	8	10	5	11	66	78.5
MONTANA	11/16/19	64-46	W	20	54	.370	4	20	.200	20	26	.769	14	23	37	35.3	18	9	13	2	11	64	73.7
TEXAS SOUTHERN	11/19/19	82-51	W	31	71	.437	6	26	.231	14	18	.778	11	25	36	35.5	14	13	10	10	13	82	75.8
SOUTH DAKOTA	11/22/19	77-56	W	31	66	.470	4	20	.200	11	12	.917	7	29	36	35.6	20	11	8	6	8	77	76.0
at Georgia Tech	11/25/19	62-61	Wot	22	59	.373	7	25	.280	11	16	.688	3	27	30	34.7	22	14	14	4	15	62	73.7
NORTHERN KY	11/30/19	66-60	W	23	55	.418	3	18	.167	17	22	.773	8	29	37	35.0	14	18	12	1	5	66	72.6
AUSTIN PEAY	12/03/19	69-61	W	22	46	.478	9	23	.391	16	18	.889	5	22	27	34.0	19	11	20	6	9	69	72.1
at Western Kentucky	12/07/19	79-86	Lot	28	67	.418	9	30	.300	14	20	.700	10	29	39	34.6	23	10	16	5	4	79	72.9
TULSA	12/14/19	98-79	W	34	60	.567	11	30	.367	19	29	.655	5	26	31	34.2	22	18	8	7	12	98	75.4
vs Valparaiso	12/21/19	72-68	W	21	52	.404	10	27	.370	20	31	.645	6	36	42	34.9	14	14	19	8	9	72	75.1
Arkansas		826		289	642	.450	79	266	.297	169	227	.744	83	301	384	34.9	197	145	151	59	111	826	75.1
Opponents		654		242	633	.382	43	198	.217	127	190	.668	113	294	407	37.0	220	102	206	25	67	654	59.5

Games played: 11

Points/game: 75.1

FG Pct: 45.0

3FG Pct: 29.7

FT Pct: 74.4

Rebounds/game: 34.9

Assists/game: 13.2

Turnovers/game: 13.7

Assist/turnover ratio: 1.0

Steals/game: 10.1

Blocks/game: 5.4

# 2019-20 OPPONENT GAME-BY-GAME STATISTICS

Opponent	Date	Score	W/L	• TOTAL •			• 3-PTRS •						• REBOUNDS •										
				FG	FGA	Pct	3FG	FGA	Pct	FT	FTA	Pct	Off	Def	Tot	Avg	PF	A	TO	Blk	Stl	Pts	Avg
RICE	11/05/19	91-43	W	16	56	.286	2	25	.080	9	15	.600	6	21	27	27.0	16	7	27	2	9	43	43.0
NORTH TEXAS	11/12/19	66-43	W	17	51	.333	2	17	.118	7	12	.583	14	23	37	32.0	22	8	18	0	3	43	43.0
MONTANA	11/16/19	64-46	W	18	56	.321	2	16	.125	8	14	.571	15	24	39	34.3	22	10	23	5	5	46	44.0
TEXAS SOUTHERN	11/19/19	82-51	W	19	55	.345	2	11	.182	11	19	.579	12	27	39	35.5	20	8	24	6	4	51	45.8
SOUTH DAKOTA	11/22/19	77-56	W	22	55	.400	3	12	.250	9	14	.643	6	24	30	34.4	15	11	13	1	5	56	47.8
at Georgia Tech	11/25/19	62-61	Wot	22	53	.415	2	12	.167	15	22	.682	10	37	47	36.5	16	7	24	1	6	61	50.0
NORTHERN KY	11/30/19	66-60	W	20	51	.392	8	24	.333	12	15	.800	5	27	32	35.9	19	9	12	4	10	60	51.4
AUSTIN PEAY	12/03/19	69-61	W	22	53	.415	6	19	.316	11	13	.846	10	20	30	35.1	21	8	21	0	4	61	52.6
at Western Kentucky	12/07/19	79-86	Lot	31	67	.463	5	19	.263	19	28	.679	12	32	44	36.1	19	11	15	4	7	86	56.3
TULSA	12/14/19	98-79	W	28	64	.438	4	18	.222	19	27	.704	14	25	39	36.4	23	10	13	1	5	79	58.6
vs Valparaiso	12/21/19	72-68	W	27	72	.375	7	25	.280	7	11	.636	9	34	43	37.0	27	13	16	1	9	68	59.5
Opponents		654		242	633	.382	43	198	.217	127	190	.668	113	294	407	37.0	220	102	206	25	67	654	59.5
Arkansas		826		289	642	.450	79	266	.297	169	227	.744	83	301	384	34.9	197	145	151	59	111	826	75.1

Games played: 11  
Points/game: 59.5  
FG Pct: 38.2  
3FG Pct: 21.7  
FT Pct: 66.8

Rebounds/game: 37.0  
Assists/game: 9.3  
Turnovers/game: 18.7  
Assist/turnover ratio: 0.5  
Steals/game: 6.1  
Blocks/game: 2.3



# ARKANSAS RAZORBACKS

## 2019-20 GAME-BY-GAME POINTS-ASSISTS-REBOUNDS

Opponent	Date	Score	WL	0 CYLLA	1 JOE	2 BAILEY	3 SILLS	5 HARRIS	12 STEVENS	13 OBUKWELU	14 BELL	15 JONES	24 HENDERSON	33 WHITT	35 CHANEY
RICE	11/05/19	91-43	W	5-6-0	24-5-7	8-9-1	8-1-2	10-4-1	0-0-0	0-3-0	--	32-7-3	2-3-0	2-4-5	DNP
N TX	11/12/19	66-43	W	2-2-0	16-3-2	8-5-0	9-6-1	2-0-1	DNP	DNP	--	16-6-2	DNP	13-1-2	DNP
MONT	11/16/19	64-46	W	0-2-0	9-5-2	12-11-1	5-3-0	5-1-0	DNP	DNP	--	19-5-4	DNP	14-7-2	DNP
TX SOU	11/19/19	82-51	W	2-1-0	33-4-1	4-4-3	10-2-2	2-5-5	0-0-0	DNP	--	6-2-1	2-2-0	17-10-1	6-2-0
SD	11/22/19	77-56	W	7-4-0	5-5-5	7-3-0	6-4-1	8-1-2	DNP	DNP	--	14-7-0	DNP	24-7-1	6-2-2
at GATECH	11/25/19	62-61	WOT	0-1-0	13-9-1	8-3-3	11-5-4	0-0-1	DNP	DNP	--	24-6-3	DNP	6-4-2	0-1-0
NKU	11/30/19	66-60	W	0-0-0	10-0-4	4-3-1	17-4-1	5-4-5	DNP	DNP	DNP	DNP-Inj	DNP	24-9-2	6-11-5
APSU	12/03/19	69-61	W	0-0-0	16-6-1	4-2-2	8-1-1	6-4-3	DNP	DNP	DNP	16-4-2	2-4-0	17-2-1	0-2-1
at WKU	12/07/19	79-86	LOT	0-0-0	18-4-2	7-4-0	20-1-0	9-1-2	DNP	DNP	DNP	8-9-1	0-0-0	17-12-4	0-6-1
TULSA	12/14/19	98-79	W	0-0-0	20-3-1	8-3-0	9-0-3	4-3-3	0-0-0	0-0-0	0-0-0	41-6-4	0-3-1	11-5-4	5-7-2
vs VALPO	12/21/19	72-68	W	0-2-0	21-7-1	10-5-0	4-5-0	4-6-3	DNP	DNP	DNP	20-9-4	DNP	10-3-4	3-2-2

# ARKANSAS RAZORBACKS

## 2019-20 STARTING LINEUPS

Date	Opponent	Whitt	Sills	Joe	Jones	Bailey	1st SUB	Outcome
Nov. 05	Rice	Whitt	Sills	Joe	Jones	Bailey	Cylla	W, 91-43
Nov. 12	North Texas	Whitt	Sills	Joe	Jones	Bailey	Harris	W, 66-43
Nov. 16	Montana	Whitt	Sills	Joe	Jones	Bailey	Cylla / Harris	W, 64-46
Nov. 19	Texas Southern	Whitt	Sills	Joe	Jones	Bailey	Harris	W, 82-51
Nov. 22	South Dakota	Whitt	Sills	Joe	Jones	Bailey	Cylla	W, 77-56
Nov. 25	@ Ga Tech	Whitt	Sills	Joe	Jones	Bailey	Chaney	W, 62-61 ot
Nov. 30	Northern Ky	Whitt	Sills	Joe	Cylla	Bailey	Chaney / Harris	W, 66-60
Dec. 03	Austin Peay	Whitt	Sills	Joe	Jones	Bailey	Chaney / Harris	W, 69-61
Dec. 07	@ Western Ky	Whitt	Sills	Joe	Jones	Bailey	Chaney	L, 79-86 ot
Dec. 14	Tulsa	Whitt	Sills	Joe	Jones	Bailey	Harris	W, 98-79
Dec. 22	vs Valpo	Whitt	Sills	Joe	Jones	Bailey	Harris	W, 72-68

### RECORD BY LINEUP:

Whitt	Joe	Sills	Jones	Bailey	9-1	Harris	7-0
Whitt	Joe	Sills	Cylla	Bailey	1-0	Chaney	3-1
						Cylla	3-0

### RECORD BY 1ST SUB (including ties)

Harris	7-0
Chaney	3-1
Cylla	3-0

## ARKANSAS RAZORBACKS

### 2019-20 SPECIALTY STATS (ARKANSAS/OPPONENT)

Opponent	Pts in Paint	Pts Off TO	2nd Chance	Fast Break	Bench	Ties	Lead Chng	Ark Largest Lead	Best Ark Run	Opp Largest Lead	Best Opp Run	Ark Led	Opp Opp	Gm Tied
RICE	42 / 26	29 / 19	7 / 0	30 / 15	17 / 16	1	2	48 03:25 2nd	12 pts	2 16:57 1st	8 pts	37:35	0:45	1:40
NORTH TEXAS	20 / 28	22 / 7	7 / 12	14 / 9	4 / 7	0	0	23 0:03 2nd	9 pts (2x)	- - -	7 pts	38:41	--	1:19
MONTANA	26 / 28	23 / 12	16 / 11	14 / 6	5 / 10	1	0	20 1:35 2nd	8 pts	- - -	6 pts	38:30	--	1:30
TEXAS SOUTHERN	44 / 28	25 / 6	12 / 7	24 / 18	12 / 21	0	2	31 0:58 2nd	12 pts	1 17:44 1st	8 pts	38:13	0:18	1:29
SOUTH DAKOTA	44 / 32	12 / 12	16 / 11	11 / 9	21 / 7	0	0	23 3:04 2nd	13 pts	- - -	6 pts	39:42	--	0:18
@ Georgia Tech	20 / 34	18 / 11	0 / 12	19 / 12	0 / 10	5	9	9 16:07 2nd	11 pts	3 9:02 1st	7 pts	32:08	3:15	9:36
NORTHERN KY	38 / 18	19 / 11	7 / 5	15 / 7	11 / 0	1	2	12 8:49 2nd	10 pts	9 15:01 1st	8 pts	22:43	16:16	1:01
AUSTIN PEAY	24 / 24	21 / 18	9 / 17	14 / 7	8 / 11	5	5	13 2:42 2nd	9 pts	5 19:43 1st	6 pts	31:43	4:13	4:11
@ Western Ky	26 / 46	17 / 23	8 / 15	13 / 15	9 / 19	12	11	6 13:38 2nd	7 pts	7 19:34 2nd	9 pts	16:11	21:45	7:03
Tulsa	30 / 42	23 / 8	5 / 14	27 / 8	9 / 10	0	2	23 2:30 2nd	12 pts	1 17:40 1st	6 pts	38:48	0:15	0:57
vs Valpo	16 / 30	16 / 30	4 / 12	18 / 11	7 / 20	7	11	13 12:32 1st	8 pts	8 7:27 2nd	8 pts	22:10	14:53	2:57

#### DEFLECTIONS (Arkansas career Only)

Player	16-17	17-18	18-19	19-20	Career
Bailey	45	106	110	60	321
Chaney	-	-	115	25	140
Cylla	-	-	-	6	6
Harris	-	-	92	24	116
Henderson	-	-	7	7	14
Joe	-	-	110	26	136
Jones	-	-	84	38	123
Sills	-	-	60	28	88
Whitt	-	-	-	40	40

#### MOST IN A GAME 2019-20:

- 10 Jones (Montana)
- 9 Bailey (VAL)
- 8 Bailey (S DAK)
- 7 Bailey (Rice ● TXSOU)
- 6 Chaney (TXSOU) | Whitt (GT ● VAL) | Bailey (WKU) | Jones (Tulsa)

#### CHARGES DRAWN (Arkansas career Only)

Player	16-17	17-18	18-19	19-20	Career
Bailey	4	4	3	2	31
Chaney	-	-	0	-	0
Cylla	-	-	-	-	0
Harris	-	-	4	2	6
Henderson	-	-	0	-	0
Joe	-	-	27*	8	35
Jones	-	-	0	1	1
Sills	-	-	3	1	4
Whitt	-	-	-	3	3

\* - led team

#### DUNKS (Arkansas career Only)

Player	16-17	17-18	18-19	19-20	Career
Bailey	6	16	18	12	52
Chaney	-	-	17	6	23
Cylla	-	-	-	1	1
Harris	-	-	12	1	13
Henderson	-	-	2	2	4
Joe	-	-	2	3	5
Jones	-	-	0	1	1
Sills	-	-	1	2	3
Whitt	-	-	-	4	4

# ARKANSAS RAZORBACKS

## 2019-20 GAME HIGHS IN...

Opponent	DATE	SCORE	RESULT	POINTS	REBOUNDS	ASSISTS	STEALS	BLOCKED SHOTS
RICE	11/05/19	91-43	W	32-Mason Jones	9-Adrio Bailey	7-Isaiah Joe	5-Mason Jones	1-Jimmy Whitt Jr. Adrio Bailey Jeantal Cylla Jalen Harris Ethan Henderson
NORTH TEXAS	11/12/19	66-43	W	16-Isaiah Joe Mason Jones	6-Mason Jones Desi Sills	2-Mason Jones Jimmy Whitt Jr. Isaiah Joe	4-Adrio Bailey	1-Isaiah Joe Jimmy Whitt Jr. Jalen Harris Adrio Bailey Desi Sills
MONTANA	11/16/19	64-46	W	19-Mason Jones	11-Adrio Bailey	4-Mason Jones	4-Jalen Harris Mason Jones	1-Mason Jones Adrio Bailey
TEXAS SOUTHERN	11/19/19	82-51	W	33-Isaiah Joe	10-Jimmy Whitt Jr.	5-Jalen Harris	5-Isaiah Joe	5-Adrio Bailey
SOUTH DAKOTA	11/22/19	77-56	W	24-Jimmy Whitt Jr.	7-Mason Jones Jimmy Whitt Jr.	5-Isaiah Joe	3-Jimmy Whitt Jr. Adrio Bailey	3-Reggie Chaney
at Georgia Tech	11/25/19	62-61	W ot	24-Mason Jones	9-Isaiah Joe	4-Desi Sills	6-Isaiah Joe	2-Jimmy Whitt Jr.
NORTHERN KENTUCKY	11/30/19	66-60	W	24-Jimmy Whitt Jr.	11-Reggie Chaney	5-Jalen Harris Reggie Chaney	2-Desi Sills	1-Desi Sills
AUSTIN PEAY	12/03/19	69-61	W	17-Jimmy Whitt Jr.	6-Isaiah Joe	3-Jalen Harris	2-Isaiah Joe Adrio Bailey Desi Sills Reggie Chaney	3-Ethan Henderson
at Western Kentucky	12/07/19	79-86	L ot	20-Desi Sills	12-Jimmy Whitt Jr.	4-Jimmy Whitt Jr.	2-Desi Sills	3-Reggie Chaney
TULSA	12/14/19	98-79	W	41-Mason Jones	7-Reggie Chaney	4-Jimmy Whitt Jr. Mason Jones	4-Mason Jones	2-Adrio Bailey
vs Valparaiso	12/21/19	72-68	W	21-Isaiah Joe	9-Mason Jones	4-Jimmy Whitt Jr. Mason Jones	3-Adrio Bailey Jimmy Whitt Jr.	5-Adrio Bailey

LED TEAM IN POINTS (including ties)	LED TEAM IN REBS (including ties)	LED TEAM IN ASSISTS (including ties)	LED TEAM IN STEALS (including ties)	LED TEAM IN BLKS (including ties)
Jones 5	Jones 3	Jones 4	Bailey 4	Bailey 6
Whitt 3	Whitt 3	Whitt 4	Joe 3	Whitt 3
Joe 3	Joe 2	Joe 3	Sills 3	Harris 2
Sills 1	Bailey 2	Harris 3	Jones 3	Sills 2
	Chaney 2	Sills 1	Whitt 2	Henderson 2
	Sills 1	Chaney 1	Harris 1	Chaney 2
			Chaney 1	Jones 1
				Cylla 1
				Joe 1



GAME 1		43		19 24		43 91		Nov. 5, 2019 • Fayetteville, Ark.	
SEC ESPN+ ARKANSAS		Rice		39 52		91			

Rice 43 • 0-1

#	Player	Total		3-Ptr		Rebounds			PF	TP	A	TO	Blk	Stl	Min
		FG-FGA	FT-FTA	FG-FGA	FT-FTA	Off	Def	Tot							
10	Robert Martin	1-7	0-2	3-4	1 2 3	3	5	0 4 0	0	0	29				
02	Trey Murphy III	3-10	0-5	1-2	1 1 2	2	7	0 3 1	0	30					
03	Ako Adams	4-10	2-7	3-3	0 1 1	3	13	1 6 0	1	19					
23	Drew Peterson	0-5	0-3	0-0	0 8 8	0	0	2 4 0	0	23					
24	Chris Mullins	1-7	0-2	1 2 3	1 2 3	1	2	1 1 1	2	24					
00	Payton Moore	1-3	0-2	0-0	0 0 1	1	2	1 4 0	0	15					
01	Josh Parrish	2-4	0-0	0 0 1	2 4 4	0	0	0 0 1	1	15					
04	Quincy Olivari	2-6	0-4	2-4	0 2 2	3	6	1 0 0	1	14					
05	Addison Owen	0-0	0-0	0 0 0	0 0 0	0	0	0 0 0	0	2					
13	Tommy McCarthy	0-1	0-0	0-0	0 0 0	0	0	0 0 0	0	3					
14	Reed Myers	0-0	0-0	0 0 0	0 0 0	0	0	0 0 0	0	2					
15	Max Fiedler	2-3	0-0	0-0	0 2 2	0	4	0 0 0	0	7					
20	Zach Crisler	0-0	0-0	0 0 0	1 0 1	0	1	2 0 0	0	12					
35	Tim Harrison	0-0	0-0	0-0	1 1 2	0	0	0 0 0	0	5					
Team					2 1 3			3							
Totals		16-56	2-25	9-15	6 21 27	16	43	7 27 2	9	200					
FG % 1st Half:		8-25	32.0%	2nd half:	8-31	25.8%	Game:	16-56	28.6%	Deadball Rebounds 3.1					
3FG % 1st Half:		2-13	15.4%	2nd half:	0-12	0.0%	Game:	2-25	8.0%						
FT % 1st Half:		1-4	25.0%	2nd half:	8-11	72.7%	Game:	9-15	60.0%						

Arkansas 91 • 1-0

#	Player	Total		3-Ptr		Rebounds			PF	TP	A	TO	Blk	Stl	Min
		FG-FGA	FT-FTA	FG-FGA	FT-FTA	Off	Def	Tot							
02	Adrio Bailey	4-7	0-0	0-0	2 7 9	3	8	1 3 1	3	21					
01	Isaiah Joe	10-18	4-11	0-0	0 5 5	1	24	7 5 0	0	32					
03	Desi Sills	4-8	0-3	0-0	0 1 1	3	8	2 3 0	1	29					
15	Mason Jones	12-18	4-8	4-4	1 6 7	0	32	3 3 0	5	33					
33	Jimmy Whitt Jr.	1-4	0-0	0-0	2 2 4	0	2	5 2 1	1	28					
00	Jeantal Cylia	2-7	0-1	1-2	1 5 6	2	5	0 2 1	0	21					
05	Jalen Harris	3-4	2-2	2-4	0 4 4	4	10	1 2 1	3	22					
12	Ty Stevens	0-0	0-0	0-1	0 0 0	0	0	0 0 0	0	1					
13	Emeka Obukwelu	0-0	0-0	0-0	1 2 3	0	0	0 0 0	0	1					
24	Ethan Henderson	1-1	0-0	0-0	0 3 3	3	2	0 1 1	1	12					
Team					3 0 3										
Totals		37-67	10-25	7-11	10 35 45	16	91	19 21 5	14	200					
FG % 1st Half:		16-33	48.5%	2nd half:	21-34	61.8%	Game:	37-67	55.2%	Deadball Rebounds 2.1					
3FG % 1st Half:		4-12	33.3%	2nd half:	6-13	46.2%	Game:	10-25	40.0%						
FT % 1st Half:		3-4	75.0%	2nd half:	4-7	57.1%	Game:	7-11	63.6%						

Officials: Robert Felder, Gerald Williams, K.B. Burdett Jr.  
Technical fouls: Rice-None, Arkansas-None.  
Attendance: 17274

Score by periods	1st	2nd	Total
Rice	19	24	43
Arkansas	39	52	91

	In	Off	2nd	Fast	Bench
Points	Paint	T/O	Chance	Break	
RICE	26	19	0	15	16
ARK	42	29	5	30	17

Last FG - RICE 2nd-00:36, ARK 2nd-00:24.  
Largest lead - RICE by 2 1st-16:57, ARK by 48 2nd-03:25.  
RICE led for 00:45. ARK led for 37:35. Game was tied for 01:40.

Score tied - 1 time.  
Lead changed - 2 times.

GAME 3		46		18 28		46 64		Nov. 16, 2019 • Fayetteville, Ark.	
SEC ESPN+ ARKANSAS		Montana		31 33		64			

Montana 46 • 1-2

#	Player	Total		3-Ptr		Rebounds			PF	TP	A	TO	Blk	Stl	Min
		FG-FGA	FT-FTA	FG-FGA	FT-FTA	Off	Def	Tot							
00	Kyle Owens	0-2	0-0	0-0	1 1 2	3	0	1 0 0	0	13					
23	Mack Anderson	4-7	0-0	1-1	3 4 7	4	9	1 3 2	0	25					
02	Kendal Manuel	5-16	2-7	0-0	0 5 5	2	12	0 1 0	1	32					
03	Josh Vazquez	0-7	0-4	2-2	1 1 2	3	2	2 3 0	2	21					
04	Sayed Pridgett	5-12	0-1	3-5	3 4 7	3	13	2 7 1	1	31					
01	Timmy Falls	1-4	0-2	0-2	0 2 2	4	2	3 5 1	1	38					
05	Eddy Egun	0-3	0-2	0-0	0 2 2	1	0	1 2 0	0	14					
35	Derrick Carter-Holli	3-5	0-0	2-4	2 3 5	2	8	0 1 1	0	26					
Team					5 2 7			1							
Totals		18-56	2-16	8-14	15 24 39	22	46	10 23 5	5	200					
FG % 1st Half:		8-31	25.8%	2nd half:	10-25	40.0%	Game:	18-56	32.1%	Deadball Rebounds 4					
3FG % 1st Half:		0-6	0.0%	2nd half:	2-10	20.0%	Game:	2-16	12.5%						
FT % 1st Half:		2-3	66.7%	2nd half:	6-11	54.5%	Game:	8-14	57.1%						

Arkansas 64 • 3-0

#	Player	Total		3-Ptr		Rebounds			PF	TP	A	TO	Blk	Stl	Min
		FG-FGA	FT-FTA	FG-FGA	FT-FTA	Off	Def	Tot							
02	Adrio Bailey	4-7	0-1	4-6	5 6 11	4	12	1 1 1	0	31					
01	Isaiah Joe	2-13	2-9	3-5	0 5 5	1	9	2 0 0	0	37					
03	Desi Sills	2-8	0-4	1-2	1 2 3	4	5	0 3 0	2	25					
15	Mason Jones	5-13	1-5	8-8	3 2 5	2	19	4 2 1	4	35					
33	Jimmy Whitt Jr.	6-12	0-0	2-3	2 5 7	3	14	2 4 0	1	28					
00	Jeantal Cylia	0-0	0-0	0-0	1 1 2	2	0	0 3 0	0	19					
05	Jalen Harris	1-1	1-1	2-2	1 0 1	2	5	0 0 0	4	25					
Team					1 2 3										
Totals		20-54	4-20	20-26	14 23 37	18	64	9 13 2	11	200					
FG % 1st Half:		10-28	35.7%	2nd half:	10-26	38.5%	Game:	20-54	37.0%	Deadball Rebounds 2.2					
3FG % 1st Half:		3-13	23.1%	2nd half:	1-7	14.3%	Game:	4-20	20.0%						
FT % 1st Half:		8-11	72.7%	2nd half:	12-15	80.0%	Game:	20-26	76.9%						

Officials: Troy Mathis, Randy Heimerman, Vladimir Voyard-Tadal  
Technical fouls: Montana-None, Arkansas-None.  
Attendance: 13058

Score by periods	1st	2nd	Total
Montana	18	28	46
Arkansas	31	33	64

Last FG - MONT 2nd-03:49, ARK 2nd-02:20.  
Largest lead - MONT None, ARK by 20 2nd-01:35.  
MONT led for 00:00. ARK led for 38:03. Game was tied for 01:30.

Score tied - 1 time.  
Lead changed - 0 times.

GAME 2		43		16 17		43 66		Nov. 12, 2019 • Fayetteville, Ark.	
SEC ESPN+ ARKANSAS		North Texas		28 38		66			

North Texas 43 • 1-2

		Total		3-Ptr		Rebounds									
#	Player	FG-FGA	FG-FGA	FT-FTA	Off	Def	Tot	PF	TP	A	TO	Blk	Stl	Min	
23	Deng Geu	f 4-6	1-2	1-2	0	6	6	3	10	0	2	0	0	25	
24	Zachary Simmons	f 3-7	0-0	0-1	4	5	9	4	6	1	0	0	0	17	
00	James Reese	g 1-5	0-3	2-2	1	2	3	1	4	2	0	0	1	22	
01	Umoja Gibson	g 3-11	1-5	0-2	0	2	2	1	7	1	0	0	0	32	
03	Javion Hamlet	g 3-9	0-2	3-3	1	0	1	0	9	1	5	0	0	27	
02	Roosevelt Smart	1-4	0-3	1-2	0	0	0	1	3	0	2	0	1	17	
04	Jalen Jackson	0-2	0-0	0-0	1	1	2	3	0	2	2	0	1	8	
10	Jahmiah Simmons	0-0	0-0	0-0	0	1	1	3	0	0	1	0	0	7	
13	Thomas Bell	0-3	0-1	0-0	0	4	4	1	0	1	1	0	0	22	
22	Larry Wise	2-4	0-1	0-0	2	1	3	0	4	0	2	0	0	11	
55	DJ Draper	0-0	0-0	0-0	0	0	0	5	0	0	1	0	0	12	
Team					5	1	6			2					
Totals		17-51	2-17	7-12	14	23	37	22	43	8	18	0	3	200	
FG % 1st Half: 7-26		26.9%	2nd half: 10-25	40.0%	Game: 17-51		33.3%	Deadball Rebounds 2.1							
3FG % 1st Half: 0-9		0.0%	2nd half: 2-8	25.0%	Game: 2-17		11.8%								
FT % 1st Half: 2-2		100.0%	2nd half: 5-10	50.0%	Game: 7-12		58.3%								

GAME 5		56		South Dakota		24 32		56 77			
SEC ESPN		56		South Dakota		24 32		56 77			
ARKANSAS		39 38		Nov. 22, 2019 • Fayetteville, Ark.							

## South Dakota 56 • 5-1

#	Player	Total		3-Ptr		Rebounds			PF	TP	A	TO	Blk	Stl	Min
		FG-FGA	FT-FTA	FG-FGA	FT-FTA	Off	Def	Tot							
25	Tyler Hagedorn	f 5-12	0-2	5-6	2 5 7	2	15	3	2	0	0	0	0	32	
00	Stanley Umude	g 5-14	1-1	2-2	1 7 8	0	13	0	1	1	0	0	0	32	
03	Triston Simpson	g 3-6	0-1	0-0	0 1 1	0	6	3	3	0	1	0	1	39	
10	Cody Kelley	g 4-9	2-6	0-2	0 3 3	4	10	2	3	0	1	0	1	34	
22	Tyler Peterson	g 2-5	0-0	1-2	2 1 3	4	5	3	2	0	2	2	31		
01	Ty Chisom	g 2-4	0-0	1-2	0 4 4	3	5	0	1	0	1	0	1	15	
05	Kruz Perrott-Hunt	g 0-1	0-1	0-0	0 1 1	1	0	0	1	0	0	0	0	4	
20	Brandon Armstrong	g 1-4	0-1	0-0	0 1 1	1	2	0	0	0	0	0	0	13	
Team					1 1 2										
Totals		22-55	3-12	9-14	6 24 30	15	56	11	13	1	5	200			
FG % 1st Half: 10-30		33.3%	2nd half: 12-25	48.0%	Game: 22-55	40.0%	Deadball								
3FG % 1st Half: 1-6		16.7%	2nd half: 2-6	33.3%	Game: 3-12	25.0%	Rebounds								
FT % 1st Half: 3-7		42.9%	2nd half: 6-7	85.7%	Game: 9-14	64.3%	2,2								

## Arkansas 77 • 5-0

#	Player	Total		3-Ptr		Rebounds			PF	TP	A	TO	Blk	Stl	Min
		FG-FGA	FT-FTA	FG-FGA	FT-FTA	Off	Def	Tot							
02	Adrio Bailey	f 3-7	1-1	0-0	0 3 3	4	7	0	1	1	3	21			
01	Isaiah Joe	g 2-10	1-6	0-0	2 3 5	2	5	5	1	0	0	35			
03	Desi Sills	g 2-8	1-6	1-1	0 4 4	2	6	1	3	0	0	24			
15	Mason Jones	g 5-12	0-3	4-4	1 6 7	4	14	0	3	0	1	33			
33	Jimmy Whitt Jr.	g 11-14	0-0	2-3	1 6 7	1	24	1	0	1	3	35			
00	Jeantal Cylla	g 3-7	1-2	0-0	1 3 4	2	7	0	0	1	0	14			
05	Jalen Harris	g 2-5	0-2	4-4	0 1 1	1	8	2	0	0	0	23			
35	Reggie Chaney	g 3-3	0-0	0-0	1 1 2	4	6	2	0	3	1	15			
Team					1 2 3										
Totals		31-66	4-20	11-12	7 29 36	20	77	11	8	6	8	200			
FG % 1st Half: 15-35		42.9%	2nd half: 16-31	51.6%	Game: 31-66	47.0%	Deadball								
3FG % 1st Half: 4-14		28.6%	2nd half: 0-6	0.0%	Game: 4-20	20.0%	Rebounds								
FT % 1st Half: 5-6		83.3%	2nd half: 6-6	100.0%	Game: 11-12	91.7%	3,1								

Officials: Nathan Bemis, R.B. Clyburn, Owen Shortt  
 Technical fouls: South Dakota-None. Arkansas-None.  
 Attendance: 12581

Score by periods	1st	2nd	Total
South Dakota	24	32	56
Arkansas	39	38	77

Last FG - SD 2nd-02:11, ARK 2nd-01:14.

Largest lead - SD None, ARK by 23 2nd-03:04.

SD led for 00:00. ARK led for 39:42. Game was tied for 00:18.

Score tied - 0 times.  
 Lead changed - 0 times.

GAME 7		60		Northern Kentucky		28 32		60 66			
SEC ESPN		60		Northern Kentucky		28 32		60 66			
ARKANSAS		33 33		Nov. 30, 2019 • Fayetteville, Ark.							

## Northern Kentucky 60 • 5-3

#	Player	Total		3-Ptr		Rebounds			PF	TP	A	TO	Blk	Stl	Min
		FG-FGA	FT-FTA	FG-FGA	FT-FTA	Off	Def	Tot							
00	Silas Adheke	f 0-0	0-0	0-0	0 4 4	0	0	0	0	1	0	1	10		
32	Dante Walton	f 10-14	4-6	6-8	1 9 10	3	30	2	5	4	4	38			
05	Bryson Langdon	g 2-7	1-3	1-1	1 2 3	4	6	0	2	0	1	36			
12	Trevon Faulkner	g 4-13	1-4	5-6	0 2 2	2	14	4	1	0	2	39			
15	Tyler Sharpe	g 4-11	2-6	0-0	0 3 3	5	10	2	2	0	1	37			
01	Adham Eleeda	g 0-4	0-4	0-0	0 5 5	2	0	1	1	0	1	25			
14	Karl Harris	g 0-1	0-0	0-0	0 0 0	3	0	0	0	0	0	7			
30	Bryant Mocabey	g 0-1	0-1	0-0	0 0 0	0	0	0	0	0	0	8			
Team					3 2 5										
Totals		20-51	8-24	12-15	5 27 32	19	60	9	12	4	10	200			
FG % 1st Half: 10-26		38.5%	2nd half: 10-25	40.0%	Game: 20-51	39.2%	Deadball								
3FG % 1st Half: 5-13		38.5%	2nd half: 3-11	27.3%	Game: 8-24	33.3%	Rebounds								
FT % 1st Half: 3-4		75.0%	2nd half: 9-11	81.8%	Game: 12-15	80.0%	0								

## Arkansas 66 • 7-0

#	Player	Total		3-Ptr		Rebounds			PF	TP	A	TO	Blk	Stl	Min
		FG-FGA	FT-FTA	FG-FGA	FT-FTA	Off	Def	Tot							
00	Jeantal Cylla	f 0-0	0-0	0-0	0 0 0	0	0	0	0	0	0	0	6		
02	Adrio Bailey	f 1-5	0-1	2-3	1 2 3	0	4	1	3	0	1	19			
01	Isaiah Joe	g 2-11	2-10	4-5	0 0 0	1	10	4	3	0	0	39			
03	Desi Sills	g 7-15	0-5	3-5	0 4 4	3	17	1	2	1	2	39			
33	Jimmy Whitt Jr.	g 9-15	0-0	6-7	3 6 9	4	24	2	1	0	1	38			
05	Jalen Harris	g 1-4	1-2	2-2	0 4 4	1	5	5	2	0	1	35			
35	Reggie Chaney	g 3-5	0-0	0-0	2 9 11	5	6	5	1	0	0	24			
Team					2 4 6										
Totals		23-55	3-18	17-22	8 29 37	14	66	18	12	1	5	200			
FG % 1st Half: 14-31		45.2%	2nd half: 9-24	37.5%	Game: 23-55	41.8%	Deadball								
3FG % 1st Half: 2-10		20.0%	2nd half: 1-8	12.5%	Game: 3-18	16.7%	Rebounds								
FT % 1st Half: 3-6		50.0%	2nd half: 14-16	87.5%	Game: 17-22	77.3%	2								

Officials: Wil Howard, Patrick Evans, Tony Greene  
 Technical fouls: Northern Kentucky-None. Arkansas-None.  
 Attendance: 14080

Score by periods	1st	2nd	Total
Northern Kentucky	28	32	60
Arkansas	33	33	66

Last FG - NKU 2nd-00:24, ARK 2nd-02:45.

Largest lead - NKU by 9 1st-15:01, ARK by 12 2nd-08:49.

NKU led for 16:16. ARK led for 22:43. Game was tied for 01:01.

Score tied - 1 time.  
 Lead changed - 2 times.

GAME 6		62		Arkansas		33 26		3 62		61	
ACCN ESPN		62		Arkansas		33 26		3 62		61	
Georgia Tech		30 29		Nov. 25, 2019 • Atlanta, Ga.							

## Arkansas 62 • 6-0

#	Player	Total		3-Ptr	Rebounds			PF	TP	A	TO	Blk	Stl	Min	
		FG-FGA	FT-FTA	FG-FGA	FT-FTA	Off	Def								Tot
02	Adrio Bailey	f	3-5	0-0	2-2	0	2	2	3	8	3	3	1	2	32
01	Isaiah Joe	g	4-15	3-11	2-2	0	9	9	3	13	1	1	0	6	43
03	Desi Sills	g	5-9	1-3	0-0	2	2	4	4	11	4	2	0	1	39
15	Mason Jones	g	7-13	3-8	7-10	0	7	7	4	24	3	6	0	5	39
33	Jimmy Whitt Jr.	g	3-12	0-0	0-2	0	4	4	3	6	2	0	2	0	44
00	Jeantal Cylla		0-2	0-2	0-0	0	1	1	2	0	0	0	0	0	8
05	Jalen Harris		0-2	0-1	0-0	0	0	0	1	0	1	1	0	0	8
35	Reggie Chaney		0-1	0-0	0-0	1	1	2	2	0	0	1	1	1	12
Team						0	1	1							
Totals			22-59	7-25	11-16	3	27	30	22	62	14	14	4	15	225
FG % 1st Half: 12-31		38.7%	2nd half: 9-23	39.1%	OT: 1-5	20.0%	Game: 22-59	37.3%	Deadball						
3FG % 1st Half: 5-15		33.3%	2nd half: 1-7	14.3%	OT: 1-3	33.3%	Game: 7-25	28.0%	Rebounds						
FT % 1st Half: 4-7		57.1%	2nd half: 7-8	87.5%	OT: 1-1	0.0%	Game: 11-16	68.8%	2						

GAME 9			79	ARKANSAS				28	45	6	79	86	
	Western Kentucky				33	40	13	86					
	Dec. 7, 2019 • Bowling Green, Ky.												

Arkansas 79 • 8-1

#	Player	Total		3-Ptr		Rebounds			PF	TP	A	TO	Blk	Stl	Min
		FG-FGA	FG-FGA	FT-FTA	FT-FTA	Off	Def	Tot							
02	Adrio Bailey	f	3-6	0-1	1-2	2	2	4	4	7	0	0	1	0	30
01	Isaiah Joe	g	6-15	5-14	1-3	1	3	4	1	18	2	5	1	0	42
03	Desi Sills	g	7-11	3-7	3-3	0	1	1	4	20	0	3	0	2	36
15	Mason Jones	g	1-9	0-4	6-6	1	8	9	3	8	1	3	0	0	36
33	Jimmy Whitt Jr.	g	8-18	0-0	1-3	3	9	12	5	17	4	1	0	1	44
00	Jeantal Cylla		0-0	0-0	0-0	0	0	0	0	0	0	0	0	0	0+
05	Jalen Harris		3-8	1-4	2-3	0	1	1	3	9	2	1	0	1	23
24	Ethan Henderson		0-0	0-0	0-0	0	0	0	0	0	0	0	0	0	1
35	Reggie Chaney		0-0	0-0	0-0	2	4	6	3	0	1	2	3	0	13
Team						1	1	2							
Totals			28-67	9-30	14-20	10	29	39	23	79	10	16	5	4	225
FG % 1st Half:		12-27	44.4%	2nd half:	14-33	42.4%	OT:	2-7	28.6%	Game:	28-67	41.8%	Deadball		
3FG % 1st Half:		3-11	27.3%	2nd half:	6-16	37.5%	OT:	0-3	0.0%	Game:	9-30	30.0%	Rebounds		
FT % 1st Half:		1-4	25.0%	2nd half:	11-12	91.7%	OT:	2-4	50.0%	Game:	14-20	70.0%	3		

Western Kentucky 86 • 7-3

#	Player	Total		3-Ptr		Rebounds			PF	TP	A	TO	Blk	Stl	Min
		FG-FGA	FG-FGA	FT-FTA	FT-FTA	Off	Def	Tot							
02	Jared Savage	f	4-10	3-8	3-3	0	6	6	0	14	0	2	0	2	39
22	Carson Williams	f	3-6	0-0	2-3	1	6	7	2	8	1	1	2	0	33
23	Charles Bassey	c	4-6	0-0	2-2	4	2	6	3	10	1	4	1	0	23
05	Camron Justice	g	5-12	1-5	1-2	0	4	4	4	12	1	4	0	2	31
11	Taveion Hollingsworth	g	8-14	1-3	6-8	2	7	9	4	23	6	2	0	2	43
03	Jordan Rawls		1-7	0-1	0-2	0	0	0	1	2	1	1	0	1	18
04	Josh Anderson		5-8	0-2	5-8	1	5	6	4	15	1	1	1	0	32
10	Jeremiah Gambrell		0-1	0-0	0-0	0	0	0	0	0	0	0	0	0	2
14	Matt Horton		1-3	0-0	0-0	2	0	2	1	2	0	0	0	0	4
Team						2	2	4							
Totals			31-67	5-19	19-28	12	32	44	19	86	11	15	4	7	225
FG % 1st Half:		13-32	40.6%	2nd half:	14-29	48.3%	OT:	4-6	66.7%	Game:	31-67	46.3%	Deadball		
3FG % 1st Half:		3-11	27.3%	2nd half:	2-7	28.6%	OT:	0-1	0.0%	Game:	5-19	26.3%	Rebounds		
FT % 1st Half:		4-9	44.4%	2nd half:	10-13	76.9%	OT:	5-6	83.3%	Game:	19-28	67.9%	4		

Officials: Kevin Mathis, Joe DeRosa, Antinio Petty  
Technical fouls: Arkansas-None. Western Kentucky-None.  
Attendance: 6862

Score by periods	1st	2nd	OT	Total
Arkansas	28	45	6	79
Western Kentucky	33	40	13	86

Last FG - ARK OT-03:12, WKU OT-00:06.

Largest lead - ARK by 6 2nd-13:38, WKU by 7 2nd-19:34.

ARK led for 16:12, WKU led for 21:45. Game was tied for 07:03.

Score tied - 12 times.  
Lead changed - 11 times.

GAME 11			68	Valparaiso	34	34	68	72	
VALPO				ARKANSAS	32	40	72		
Dec. 22, 2019 • North Little Rock, Ark.									

Valparaiso 68 • 7-6

#	Player	Total		3-Ptr		Rebounds			PF	TP	A	TO	Blk	Stl	Min
		FG-FGA	FG-FGA	FT-FTA	FT-FTA	Off	Def	Tot							
05	Donovan Clay	f	1-3	1-1	0-0	0	2	2	4	3	0	3	0	0	16
22	Mileek McMillan	f	6-10	1-4	1-1	2	7	9	5	14	1	1	0	0	24
33	John Kiser	f	4-6	0-1	0-0	0	5	5	3	8	1	0	0	0	29
00	Javon Freeman-Libert	g	7-21	3-9	4-8	0	7	7	4	21	6	5	0	4	38
04	Daniel Sackey	g	1-12	0-3	0-0	1	4	5	3	2	4	4	0	3	36
02	Zion Morgan		2-6	0-2	0-0	2	7	9	2	4	1	0	1	0	13
10	Eron Gordon		4-10	2-5	0-0	1	0	1	4	10	0	3	0	1	28
23	Ben Krikke		2-4	0-0	2-2	2	1	3	2	6	0	0	0	1	16
Team						1	1	2							
Totals			27-72	7-25	7-11	9	34	43	27	68	13	16	1	9	200
FG % 1st Half:		14-36	38.9%	2nd half:	13-36	36.1%	Game:	27-72	37.5%	Deadball			Rebounds		
3FG % 1st Half:		2-10	20.0%	2nd half:	5-15	33.3%	Game:	7-25	28.0%	3					
FT % 1st Half:		4-7	57.1%	2nd half:	3-4	75.0%	Game:	7-11	63.6%						

Arkansas 72 • 10-1

#	Player	Total		3-Ptr		Rebounds			PF	TP	A	TO	Blk	Stl	Min
		FG-FGA	FG-FGA	FT-FTA	FT-FTA	Off	Def	Tot							
02	Adrio Bailey	f	3-5	2-3	2-5	1	4	5	1	10	0	1	5	3	27
01	Isaiah Joe	g	5-16	5-14	6-7	0	7	7	2	21	1	1	1	1	38
03	Desi Sills	g	1-4	1-3	1-2	1	4	5	0	4	0	1	1	1	20
15	Mason Jones	g	5-12	2-5	8-9	1	8	9	4	20	4	7	0	0	29
33	Jimmy Whitt Jr.	g	5-10	0-0	0-1	2	1	3	2	10	4	3	0	3	37
00	Jeantal Cylla		0-0	0-0	0-0	0	2	2	1	0	0	1	0	0	4
05	Jalen Harris		2-4	0-2	0-1	1	5	6	2	4	3	2	1	1	32
35	Reggie Chaney		0-1	0-0	3-6	0	2	2	2	3	2	2	0	0	13
Team						0	3	3							
Totals			21-52	10-27	20-31	6	36	42	14	72	14	19	8	9	200
FG % 1st Half:		12-28	42.9%	2nd half:	9-24	37.5%	Game:	21-52	40.4%	Deadball			Rebounds		
3FG % 1st Half:		4-13	30.8%	2nd half:	6-14	42.9%	Game:	10-27	37.0%	2.1					
FT % 1st Half:		4-10	40.0%	2nd half:	16-21	76.2%	Game:	20-31	64.5%						

Officials: Chris Ford, John Hampton, Steven Anderson  
Technical fouls: Valparaiso-Eron Gordon. Arkansas-TEAM.  
Attendance: 15630

Score by periods	1st	2nd	Total
Valparaiso	34	34	68
Arkansas	32	40	72

Last FG - VALPO 2nd-00:26, ARK 2nd-00:53.

Largest lead - VALPO by 8 2nd-07:27, ARK by 13 1st-12:32.

VALPO led for 14:53, ARK led for 22:10. Game was tied for 02:57.

Score tied - 7 times.  
Lead changed - 11 times.

GAME 10			79	Tulsa	34	45	79	98	
ESPN U				ARKANSAS	50	48	98		
				Dec. 14, 2019 • Fayetteville, Ark.					

Tulsa 79 • 8-3

#	Player		Total		3-Ptr		Rebounds					PF	TP	A	TO	Blk	Stl	Min
			FG-FGA	FG-FGA	FT-FTA	Off	Def	Tot										
01	Martins Igbanu	f	6-10	0-1	6-9	2	3	5	3	18	0	3	0	1			29	
00	Brandon Rachal	g	6-14	0-3	2-4	2	6	8	1	14	0	3	1	0			32	
03	Elijah Joiner	g	5-7	1-2	8-11	0	4	4	2	19	2	1	0	1			32	
11	Darrien Jackson	g	4-7	0-0	2-2	2	2	4	4	10	2	1	0	3			26	
22	Reggie Jones	g	3-6	1-3	1-1	0	1	1	3	8	2	1	0	0			18	
04	Isaiah Hill		2-7	2-5	0-0	1	1	2	3	6	3	1	0	0			19	
05	Lawson Korita		1-8	0-4	0-0	0	5	5	2	2	0	1	0	0			24	
12	Emmanuel Ugboh		0-1	0-0	0-0	1	0	1	2	0	1	2	0	0			5	
13	George Christopoulos		0-0	0-0	0-0	0	0	0	1	0	0	0	0	0			1	
15	Josh Earley		1-3	0-0	0-0	2	1	3	2	2	0	0	0	0			9	
41	Jeriah Horne		0-1	0-0	0-0	0	0	0	0	0	0	0	0	0			5	
	Team					4	2	6										
Totals			28-64	4-18	19-27	15	25	39	23	79	10	13	1	5			200	
FG % 1st Half: 12-29			41.4%	2nd half: 16-35	45.7%	Game: 28-64		43.8%	Deadball Rebounds 4.1									
3FG % 1st Half: 1-6			16.7%	2nd half: 3-12	25.0%	Game: 4-18		22.2%										
FT % 1st Half: 9-13			69.2%	2nd half: 10-14	71.4%	Game: 19-27		70.4%										



## LAST TIME AN ARKANSAS PLAYER...

## • SCORING •

Scored 25 Points: 29 by Daniel Gafford vs. Alabama (03/09/19)

**Scored 30 Points: 33 by Isaiah Joe vs. Texas Southern (11/19/19)**

**Scored 40 Points: 42 by Mason Jones vs. Tulsa (12/14/19)**

Scored 50 Points: 51 by Rotnei Clarke vs. Alcorn State (11/13/09)

**RECORD: 51 by Rotnei Clarke vs. Alcorn State (11/13/09)**

## • FIELD GOALS MADE •

Made 15 Field Goals: 15 (15-21) by Rotnei Clarke vs. Alcorn State (11/13/09)

Made 20 Field Goals: 20 (2-30) by Dean Tolson vs. Texas A&M (03/02/74)

**RECORD: 20 (20-30) by Dean Tolson vs. Texas A&M (03/02/74)**

## • FIELD GOALS ATTEMPTED •

Attempted 20 Field Goals: 20 (10-20) by Jaylen Barford vs. Georgia (01/23/18)

Attempted 25 Field Goals: 26 (9-26) by Courtney Fortson at Mississippi State (01/14/10)

**RECORD: 30 (20-30) by Dean Tolson vs. Texas A&M (03/02/74)**

## • FIELD GOAL PERCENTAGE •

Shot 100% FG (Min. 7 att): Daniel Gafford (7-7) at Texas Tech (01/26/19)

**RECORD (min 8 att): 100% 8x - Best: Darryl Saulsberry (10-10) 1975**

## • 3-POINTERS MADE •

Made 7 3-pointers: 7 (7-12) by Isaiah Joe vs. Missouri (01/23/19)

Made 10 3-pointers: 10 (10-13) by Isaiah Joe vs. FIU (12/01/18)

Made 11-Plus 3-pointers: 13 (13-17) by Rotnei Clarke vs. Alcorn State (11/13/09)

**RECORD: 13 (13-17) by Rotnei Clarke vs. Alcorn State (11/13/09) (SEC record)**

## • 3-POINTERS ATTEMPTED •

Attempted 15 3-Pointers: 17 (13-17) by Rotnei Clarke vs. ETSU (11/27/09)

Attempted 20 3-Pointers: 24 (10-24) by Pat Bradley vs. North Texas (12/30/98)

**RECORD: 24 (10-24) by Pat Bradley vs. North Texas (12/30/98) (SEC record)**

## • FREE THROWS MADE •

**Made 10 Free Throws: 12 (12-13) by Mason Jones vs. Tulsa (12/14/19)**

Made 15 Free Throws: 17 (17-22) by Corliss Williamson vs. Ole Miss (02/18/95)

Made 20 Plus Free Throws: 22 (22-24) by Martin Terry vs. Texas A&M (01/22/72)

**RECORD: 22 (22-24) by Martin Terry vs. Texas A&M (01/22/72)**

## • FREE THROWS ATTEMPTED •

Attempted 15 Free Throws: 15 (7-15) by Marshawn Powell vs. Vanderbilt (03/14/13)

Attempted 20 Free Throws: 22 (17-22) by Corliss Williamson vs. Ole Miss (02/18/95)

Attempted 24 Plus Free Throws: 24 (22-24) by Martin Terry vs. Texas A&M (01/22/72)

**RECORD: 24 (22-24) by Martin Terry vs. Texas A&M (01/22/72)**

## • FREE THROW PERCENTAGE •

Shot 100% FT (min 10 att): 14-14 by Daryl Macon vs. Texas (12/17/16)

**RECORD (min. 11 att): 8x - Best: Tommy Boyer (18-18) in 1963**

## • REBOUNDS •

**Grabbed 10-14 Rebounds: 12 by Jimmy Whitt Jr. at Western Kentucky (12/07/19)**

Grabbed 15-20 Rebounds: 16 by Daniel Gafford vs. Alabama (03/09/19)

Grabbed 20-Plus Rebounds: 23 by Nick Davis vs. Jackson State (11/21/97)

**RECORD: 23 by Nick Davis vs. Jackson State (11/21/97)**

• Grabbed 10 Offensive Rebounds: 10 by Bobby Portis vs. LSU (03/07/15)

• Grabbed 10 Defensive Rebounds: 10 by Daniel Gafford vs. Alabama (03/09/19)

## • ASSISTS •

Had 10 Assists: 10 by Jalen Harris at Missouri (02/12/19)

Had 15 Assists: 15 by Dontell Jefferson vs. Portland State (11/18/05)

**RECORD: 15 by Dontell Jefferson vs. Portland State (11/18/05)**

## • STEALS •

**Had 5 Steals: 5 by Isaiah Joe vs. Texas Southern (11/19/19)**

**Had 6-7 Steals: 6 by Isaiah Joe at Georgia Tech (11/25/19)**

Had 8-9 Steals: 9 by Robert Shepard at Arizona (12/06/92)

**RECORD: 9 by Robert Shepard at Arizona (12/06/92)**

## • BLOCKED SHOTS •

**Had 5 Blocks: 5 by Adrio Bailey vs. Valpo (12/21/19)**

Had 6-9 Blocks: 7 by Reggie Chaney at Providence (03/19/19)

Had 10 Blocks: 10 by Steven Hill vs. Texas State (12/06/05)

**RECORD: 10 by Steven Hill vs. Texas St. (12/06/05) & Oliver Miller vs. Texas (02/04/90)**

## • TURNOVERS •

**Committed 5-9 Turnovers: 7 Mason Jones vs. Valpo (12/21/19)**

Committed 10 Plus Turnovers: 10 Courtney Fortson at South Carolina (02/21/09)

## • MINUTES PLAYED •

**38 Minutes (Regulation): 38:34 Isaiah Joe vs. Valpo (12/21/19)**

**39 Minutes (Regulation): 39:27 Isaiah Joe vs. Northern Kentucky (11/29/19)**

40 Minutes (Regulation): Julysses Nobles vs. Louisville (11/17/09)

**40 Minutes (OT): 43:27 Jimmy Whitt Jr. & 42:03 Isaiah Joe at WKU (12/07/19)**

45 Plus Minutes: 47 by BJ Young vs. Auburn (01/16/13)

## • MISCELLANEOUS •

**Scored 20+ Pts In Back-To-Back Games: Mason Jones (41/20) & Isaiah Joe (20/21) vs. Tulsa (12/14/19) and 29 and vs. Valpo (12/21/19)**

Scored 20 or More Points in Five-Plus Consecutive Games: (7) by Daryl Macon 20, 25, 22, 20, 22, 25, 21 (01/18/18 to 02/10/19)

Scored 20 or More Points in 10-Plus Consecutive Games: (11) by Todd Day 20, 23, 26, 26, 22, 31, 23, 21, 27, 21, 20 (12/01/90 to 01/12/91)

Scored 30 or More Points in Back-To-Back Games: Jannero Pargo 35 vs. Florida (01/26/02) and 33 at Alabama (01/30/02)

Most Points in Back-To-Back Games: 82 by Martin Terry 35 at TCU (02/20/73) and 47 vs. SMU (02/24/73)

Consecutive Free Throws Made: 48 by Ricky Medlock (20 gms; 12/21/74 to 03/04/75)

**Double-Double: Pts/Rebs: Jimmy Whitt Jr. (17 & 12) at Western Ky (12/07/19)**

Double-Double: Pts/Assists: Jalen Harris (11 & 10) vs. UTSA (12/15/18)

Two Players with Double-Double in Same Game: vs. UTSA (12/15/18)

Daniel Gafford (13 pts, 14 rebs) and Jalen Harris (11 pts, 10 assists)

Had 5-Plus Assists in 5-Plus Consecutive Games: (6) by Jalen Harris 11, 6, 10, 12, 7, 10 (11/21/81 thru 12/15/18)

Had 10 or More Assists in Back-to-Back Games: Jalen Harris

10 vs. FIU (12/01/18) and 12 at Colorado State (12/05/18)

Three-Plus Players with 5-Plus Assists in a Game: vs. Montana State (11/21/18)

Jalen Harris (11), Isaiah Joe (5) and Desi Sills (5)

Had 5 or More Steals in Back-to-Back Games: Ronnie Brewer

5 vs. Western Illinois (01/01/06) and 5 vs. Mississippi State (01/07/06)

## LAST TIME AN OPPONENT PLAYER...

## • SCORING •

Scored 25 Points: 29 by Tyler Herro at Kentucky (02/26/19)

**Scored 30 Points: 30 by Dantez Walton vs. Northern Kentucky (11/29/19)**

Scored 40 Points: 45 by Jodie Meeks vs. Kentucky (02/14/09)

Scored 50 Points: 56 by Oscar Robertson vs. Cincinnati (03/15/58) **(on record)**

## • FIELD GOALS MADE •

Made 15 Field Goals: 17 (17-24) by Jodie Meeks vs. Kentucky (02/14/09)

Made 20 Field Goals: 21 by Oscar Robertson vs. Cincinnati (03/15/58) **(on record)**

## • FIELD GOALS ATTEMPTED •

Attempted 20 Field Goals: 20 (10-20) by Tyler Hall vs. Montana State (11/21/18)

Attempted 25 Field Goals: 28 (11-28) by Devan Downey vs. South Carolina (02/17/10)

## • FIELD GOAL PERCENTAGE •

Shot 100% FG (Min. 7 att): Adam Wing (8-8) vs. Evansville (12/08/15)

## • 3-POINTERS MADE •

Made 7 3-pointers: 7 (7-15) by Tyler Hall vs. Montana State (11/21/18)

Made 10 3-pointers: 10 (10-19) by Lance Weems at Auburn (01/06/96)

## • 3-POINTERS ATTEMPTED •

Attempted 15 3-pointers: 15 (7-15) by Tyler Hall vs. Montana State (11/21/18)

Attempted 20 3-pointers: 22 (5-22) by Jeff Fryer vs. Loyola Marymount (03/16/89)

## • FREE THROWS MADE •

Made 10 Free Throws: 11 (11-12) by Kevaughn Allen vs. Florida (01/09/19)

Made 15 Free Throws: 17 (17-19) by Mike Boynton vs. South Carolina (03/11/04)

## • FREE THROWS ATTEMPTED •

Attempted 15 Free Throws: 17 (11-17) by Tyler Davis vs. Texas A&M (02/17/18)

Attempted 20 Free Throws: 24 (18-24) by Frank Williams vs. Illinois (12/08/01)

## • FREE THROW PERCENTAGE •

Shot 100% FT (min 10 att): 14-14 by Grant Williams at Tennessee (01/15/19)

## • REBOUNDS •

**Grabbed 10-14 Rebounds: 10 by Dantez Walton vs. Northern Kentucky (11/29/19)**

Grabbed 15-19 Rebounds: 15 by Nick Richards at Kentucky (02/26/19)

Grabbed 20 Rebounds: 20 by Antonio McDyeys vs. Alabama (03/11/95)

• Grabbed 10 Offensive Rebounds: 11 by Tyler Davis at Texas A&M (01/30/18)

• Grabbed 10 Defensive Rebounds: 10 by Nick Richards (10) at Kentucky (02/26/19)

## • ASSISTS •

Had 10 Assists: 11 by Tremont Waters vs. LSU (01/12/19)

Had 13 Assists: 13 by Chuck Evans at Mississippi State (01/27/93) **(on record)**

## • STEALS •

Had 5 Steals: 6 by Alpha Diallo at Providence (03/19/19)

Had 8 Steals: 8 by Terry Conerway vs. Texas State (12/21/02)

## • BLOCKED SHOTS •

Had 5 Blocks: 5 by James Banks III vs. Georgia Tech (12/19/18)

Had 6-9 Blocks: 7 by Stefan Moody at Ole Miss (02/13/16)

Had 10 Plus Blocks: 10 by P.J. Roberson vs. Grambling State (11/26/11)

## • TURNOVERS •

**Committed 5-9 Turnovers: 5 Javon Freeman-Liberty vs. Valpo (12/21/19)**

Committed 10 Plus Turnovers: 12 Devin Gibson vs. UTSA (12/12/07)

## LAST TIME ARKANSAS HIGHS...

### • SCORING •

Scored 100 Points: 104 vs. Oral Roberts (12/19/17)  
Scored 120-Plus Points: 121 vs. FIU (12/01/18)  
**Scored 50 Points in 1st Half: 50 vs Tulsa (12/14/19)**  
**Scored 50 Points in 2nd Half: 52 vs Rice (11/05/19)**  
Scored 60 or More Points in a Half: 63 (2nd) vs. FIU (12/01/18)  
Scored 70 or More Points in a Half: 71 (1st) vs. Alcorn (11/13/09)  
Scored 80 or More Points in a Half: 88 (2nd) vs. U.S. International (12/09/89)

### • FIELD GOALS MADE •

**Made 30 Field Goals: 34 (34-60) vs Tulsa (12/14/19)**  
Made 40 Field Goals: 42 (42-69) vs. FIU (12/01/18)  
Made 50 Field Goals: 57 (57-99) vs. Troy (12/10/96)  
**RECORD: 68 (68-101) vs. U.S. International (12/09/89)**

### • FIELD GOALS ATTEMPTED •

**Attempted 70 Field Goals: 71 (31-71) vs Texas Southern (11/19/19)**  
Attempted 80 Field Goals: 83 (34-83) vs. Iona (11/30/14)  
Attempted 90 Field Goals: 99 (57-99) vs. Troy (12/10/96)  
Attempted 100 Field Goals: 101 (68-101) vs. US International (12/09/89)  
**RECORD: 101 (68-101) vs. U.S. International (12/09/89)**

### • FIELD GOALS PERCENTAGE •

Shot 60% FG: 60.9 (42-69) vs. FIU (12/01/18)  
Shot 70% or Better FG: 72.7 (32-44) vs. Alabama State (12/21/83)  
**RECORD: 79.4 (27-34) vs. Texas Tech (1979)**

### • 3-POINTERS MADE •

Made 15 3-pointers: 16 (16-24) vs. Mississippi State (01/09/16)  
Made 20 3-pointers: 21 (21-37) vs. Troy (12/10/96)  
**RECORD: 21 (21-37) vs. Troy (12/10/96)**

### • 3-POINTERS ATTEMPTED •

**Attempted 25 3-pointers: 27 (10/27) vs Valpo (12/21/19)**  
**Attempted 30 3-pointers: 30 (11-30) vs Tulsa (12/14/19)**  
Attempted 35 3-pointers: 35 (11-35) vs. Montana State (11/21/18)  
**RECORD: 54 (19-54) vs. North Texas (12/30/98)**

### • 3-POINT PERCENTAGE •

Shot 50% 3PT FG (min. 15 att): 50.0 (9-18) vs. Ole Miss (03/02/19)  
Shot 60% or Better 3PT FG (min. 15 att): 61.1 (11-18) at Vanderbilt (03/06/19)  
**RECORD (min. 15 att): 66.7 (16-24) vs. Mississippi State (01/09/16)**

### • FREE THROWS MADE •

**Made 20 Free Throws: 20 (20-31) vs Valpo (12/21/19)**  
Made 30 Free Throws: 34 (34-46) vs. UT Arlington (11/23/18)  
Made 40 Free Throws: 41 (41-49) at Kentucky (01/25/92)  
**RECORD: 48 (48-53) vs. Ole Miss (01/17/04)**

### • FREE THROW ATTEMPTS •

Attempted 40 Free Throws: 46 (34-46) vs. UT Arlington (11/23/18)  
Attempted 50 Free Throws: 53 (35-53) vs. Northeastern Illinois (11/16/97)  
Attempted 60 Free Throws: 65 vs. TCU (1955)  
**RECORD: 65 vs. TCU (1955)**

### • FREE THROW PERCENTAGE •

**Shot 80% FT (min. 10 att): .833 (20-24) vs North Texas (11/12/19)**  
Shot 90% or Better FT (min. 10 att): 93.5 (39-31) vs. Texas (12/17/16)  
**RECORD (min 10 att): 100 3x - Best 16-16 at Kentucky (02/27/14)**

### • REBOUNDS •

**Grabbed 40 Rebounds: 45 vs Rice (11/05/19)**  
Grabbed 50 Rebounds: 50 vs. FIU (12/01/18)  
Grabbed 55-Plus Rebounds: 55 vs. Utah Valley (01/03/15)  
**RECORD: 77 vs. Jackson State (01/22/02)**

### • ASSISTS •

Had 25 Assists: 29 vs. Montana State (11/21/18)  
Had 30 Assists: 32 vs. Jackson State (11/22/96)  
Had 40 Assists: 40 vs. Troy (12/10/96)  
**RECORD: 47 vs. U.S. International (12/09/89)**

### • STEALS •

**Had 15 Steals: 15 at Georgia Tech (11/25/19)**  
Had 20 Steals: 24 vs. Maryland-Eastern Shore (01/02/01)  
Had 25 Steals: 26 vs. Louisiana-Monroe (11/25/00)  
**RECORD: 26 vs. Louisiana-Monroe (11/25/00)**

### • BLOCKED SHOTS •

**Had 10 Blocks: 10 vs Texas Southern (11/19/19)**  
Had 13 Blocks: 14 vs. Georgia (01/29/19)  
Had 15 Blocks: 15 vs. South Alabama (12/30/91)  
**RECORD: 18 vs. Missouri (12/05/95)**

### • MOST TURNOVERS •

**Had 20 Turnovers: 20 vs Austin Peay (12/03/19)**  
Had 25 Turnovers: 25 at South Carolina (02/21/09)  
Had 30 Turnovers: 32 vs. Providence (11/16/07)  
**RECORD: 32 vs. Providence (11/16/07)**

### • FOULS •

**Committed 25 Fouls: 26 vs Valpo (12/21/19)**  
Committed 30 Fouls: 31 at Kentucky (01/07/17)  
**RECORD: 38 vs. Missouri (12/04/61)**

## LAST TIME ARKANSAS LOWS...

### • SCORING •

Held to 40-45 Points: 43 at Florida (01/22/11)  
Held to 46-49 Points: 46 at Mississippi State (02/09/16)  
Held to 50-55 Points: 50 vs. Florida (03/14/19)  
Held to 56-59 Points: 56 at Auburn (02/20/19)  
Held to 19 Points or Less in a Half: 18 (1st half) vs. Vanderbilt (02/07/17)

### • FIELD GOALS •

Held to Below 20 Field Goals Made: 17 (17-46) vs. Florida (03/14/19)

### • FIELD GOAL PERCENTAGE •

Held to 20-29% FG: 27.9 (17-61) vs. South Carolina (02/03/15)  
Held to 30-35% FG: .300 (15-50) vs. Florida (01/09/19)

### • 3-POINTERS •

Did not Make a 3-pointer: 0 (0-2) at Texas (01/07/89)  
Held to 1-4 3-PT FG Made: 4 (4-16) vs. Florida (03/11/19)  
**Held to 5-9 3-PT FG Made: 3 (3-18) vs Northern Kentucky (11/29/19)**  
Attempted Single-Digit 3-pointers: 8 (3-8) at LSU (02/03/18)

### • 3-POINT PERCENTAGE •

Shot 10% or Worse 3PT FG: 10.0 (1-10) at Mississippi State (02/09/16)  
**Shot 11-19% 3PT FG: 16.7 (3-18) vs Northern Kentucky (11/29/19)**

### • FREE THROWS •

Made Single Digit Free Throws: 7 (7-11) at LSU (02/02/19)  
Attempted Single Digit Free Throws: 9 (7-9) vs. Georgia Tech (12/19/18)

### • FREE THROW PERCENTAGE •

Shot 40-49% FT: 40.0 (6-15) at Florida (01/17/18)  
Shot Below 40% FT: 26.7 (4-15) at Texas A&M (01/09/13)

### • REBOUNDING •

Had 19 or Fewer Rebounds: 19 at Missouri (03/05/13)  
**Had 20-25 Rebounds: 24 vs North Texas (11/12/19)**

### • ASSISTS •

**Held to Single Digit Assists: 9 vs Montana (11/16/19)**

### • STEALS •

Had No Steals: *None on record*  
Had 1 Steal: 1 vs. Florida (03/09/18)  
**Had 2-4 Steals: 4 at Western Kentucky (12/07/19)**

### • BLOCKED SHOTS •

Had No Blocked Shots: 0 vs. Missouri (1/23/19)

### • FEWEST TURNOVERS •

Had 1-4 Turnovers: 4 vs. Georgia (01/29/19)  
**Had 5-10 Turnovers: 8 vs Tulsa (12/14/19)**

### • FOULS •

Had Single Digit Fouls: 9 vs. LSU (02/17/07)

## ARKANSAS MISCELLANEOUS...

Played in an OT game:	12/07/19 at Western Kentucky	L, 7-86 (OT)
Played in a 2OT game:	01/23/18 at Georgia	W, 80-77 (2 OT)
Played in a 3OT game:	02/09/80 vs. Houston	L, 90-84 (3 OT)
Beat AP team ranked 21-25:	03/09/18 vs. #23 Florida (SEC)	W, 80-72
Beat AP team ranked 16-20:	02/02/19 at #19 LSU	W, 90-89
Beat AP team ranked 11-15:	02/27/18 vs. #14 Auburn	W, 91-82
Beat AP team ranked 6-9:	12/30/17 vs. #9 Tennessee	W, 95-93 (OT)
Beat AP team ranked 2-5:	01/27/16 vs. #5 Texas A&M	W, 74-71
Beat AP team ranked #1:	02/12/84 vs. #1 North Carolina (PB)	W, 65-64
Beat AP Top 25 team on road:	02/02/19 at #19 LSU	W, 90-89
Beat AP Top 10 team on road:	02/09/94 at #4 Kentucky	W, 90-82

## LAST TIME AN OPPONENT HIGHS...

## • SCORING •

Scored 100 Points: 106 at Tennessee (01/15/19)  
 Scored 110 Points: 117 at Ole Miss (12/10/73)  
 Scored 50 Points in 1st Half: 55 at Tennessee (01/15/19)  
 Scored 50 Points in 2nd Half: 51 at Tennessee (01/15/19)  
 Scored 60 or More Points in a Half: 60 (1st half) vs. Alabama (02/28/96)

## • FIELD GOALS MADE •

Made 30 Field Goals: 31 (31-67) at Western Kentucky (12/07/19)  
 Made 40 Field Goals: 40 (40-68) by Texas (01/05/10)  
 Made 45 Field Goals: 45 (45-80) vs. Pittsburgh (12/29/86)

## • FIELD GOALS ATTEMPTED •

Attempted 70 Field Goals: 70 (27-72) vs Valpo (12/21/19)  
 Attempted 80 Field Goals: 83 (31-83) by FIU (12/01/018)

## • FIELD GOAL PERCENTAGE •

Shot 60% FG: 61.1 (15-23) vs. Auburn (02/17/16)  
 Shot 65% FG: 67.7 (4-65) vs. North Carolina (03/23/08)  
 Shot 69% FG: 69.8 (37-53) at Auburn (01/14/95)

## • 3-POINTERS MADE •

Made 15 3-pointers: 15 (15-30) at LSU (02/03/18)  
 Made 17 3-pointers: 17 (17-33) at Auburn (02/20/19)

## • 3-POINTERS ATTEMPTED •

Attempted 25 3-pointers: 25 (7-25) vs Valpo (12/21/19)  
 Attempted 30 3-pointers: 33 (17-33) at Auburn (02/20/19)  
 Attempted 35 3-pointers: 37 (6-37) by FIU (12/01/18)

## • 3-POINT PERCENTAGE •

Shot 50% 3PT FG (min 15 att): 51.5 (17-33) at Auburn (02/20/19)  
 Shot 60% or Better 3PT FG (min 15 att): 62.7 (10-15) at South Carolina (02/09/19)

## • FREE THROWS •

Made 20 Free Throws: 26 (26-28) vs. Georgia (03/04/17)  
 Made 30 Free Throws: 32 (32-38) at LSU (02/02/19)  
 Made 40 Free Throws: 40 (40-50) vs. UMass (11/25/94)

## • FREE THROW ATTEMPTS •

Attempted 35 Free Throws: 38 (32-38) at LSU (02/02/19)  
 Attempted 40 Free Throws: 40 (24-40) at Mississippi State (01/02/18)  
 Attempted 50 Free Throws: 50 (39-50) vs. South Carolina (03/11/04)

## • FREE THROW PERCENTAGE •

Shot 80% FT (min. 10 att): .882 (15-17) at Ole Miss (01/19/19)  
 Shot 90% or Better FT (min. 10 att): 91.2 (31-34) vs. Auburn (02/27/18)

## • REBOUNDING •

Grabbed 45 Rebounds: 45 at Georgia Tech (11/25/19)  
 Grabbed 50 Rebounds: 50 at LSU (02/11/17)  
 Grabbed 55-Plus Rebounds: 56 vs. Georgia (01/29/19)

## • ASSISTS •

Had 25 Assists: 25 vs. Louisville (11/17/09)  
 Had 30 Assists: 30 at UAB (01/27/90)

## • STEALS •

Had 15 Steals: 15 at LSU (02/24/10)  
 Had 18 Steals: 18 vs. Alcorn State (12/02/95)

## • BLOCKED SHOTS •

Had 10 Blocks: 10 at Tennessee (01/22/14)  
 Had 13 Blocks: 13 at Mississippi State (01/14/10)

## • MOST TURNOVERS •

Had 20 Turnovers: 21 vs Austin Peay (12/03/19)  
 Had 25 Turnovers: 27 vs Rice (11/05/19)  
 Had 30 Turnovers: 30 vs. Louisiana-Monroe (12/31/04)

## • FOULS •

Committed 10-14 Fouls: 14 vs Northern Kentucky (11/29/19)  
 Committed 15-19 Fouls: 19 at Western Kentucky (12/07/19)  
 Committed 20-29 Fouls: 27 vs Valpo (12/21/19)  
 Committed 30-44 Fouls: 34 vs. UT Arlington (11/23/18)  
 Committed 45 Fouls: 36 vs. Centenary (12/04/82)

## LAST TIME AN OPPONENT LOWS

## • SCORING •

Held to 30-39 Points: 33 vs. Vanderbilt (01/12/13)  
 Held to 40-45 Points: 43 vs North Texas (11/12/19)  
 Held to 46-49 Points: 46 vs Montana (11/16/19)  
 Held to 50-55 Points: 51 vs Texas Southern (11/19/19)  
 Held to 56-59 Points: 56 vs South Dakota (11/22/19)  
 Held to 19 Points or Less in a Half: 18 vs Montana (11/16/19)

## • FIELD GOAL PERCENTAGE •

Held to 21% or Worse FG: 20.97 (13-62) vs. Jackson State (11/22/02)  
 Held to 20-29% FG: 28.6 (16-56) vs Rice (11/05/19)  
 Held to 30-35% FG: 34.5 (19-55) vs Texas Southern (11/19/19)

## • 3-POINTERS •

Did not Make a 3-pointer: 0 (0-10) by Mississippi State (02/07/15)  
 Held to 1-4 3-PT FG Made: 2 (2-11) at Georgia Tech (11/25/19)  
 Held to 5-10 3-PT FG Made: 6 (6-27) at Vanderbilt (03/06/19)

## • 3-POINT PERCENTAGE •

Shot 10% or Worse 3PT FG: 8.0 (2-25) vs Rice (11/05/19)  
 Shot 11-19% 3PT FG: 18.2 (2-11) at Georgia Tech (11/25/19)

## • FREE THROWS •

Made 1-5 Free Throws: 3 (3-7) vs. Oral Roberts (12/19/17)  
 Made 6-9 Free Throws: 7 (7-11) vs Valpo (12/21/19)

## • FREE THROW ATTEMPTS •

Attempted Single Digit Free Throws: 7 (3-7) vs. Oral Roberts (12/19/17)

## • FREE THROW PERCENTAGE •

Shot 40-49% FT: 47.4 (9-19) vs. Auburn (02/17/16)  
 Shot Below 40% FT: 38.1 (8-21) vs. Texas State (12/22/18)

## • REBOUNDING •

Had 19 or Fewer Rebounds: 19 vs. Missouri-Kansas City (12/02/06)  
 Had 20-25 Rebounds: 25 at Texas Tech (01/26/19)

## • ASSISTS •

Held to Single Digit Assists: 8 vs Austin Peay (12/03/19)

## • STEALS •

Had No Steals: 0 by North Texas (01/03/04)  
 Had 1 Steal: 1 at Florida (01/17/18)  
 Had 2-4 Steals: 4 vs Austin Peay (12/03/19)

## • BLOCKED SHOTS •

Had No Blocked Shots: 0 vs Austin Peay (12/03/19)

## • FEWEST TURNOVERS •

Had Single Digit Turnovers: 9 at Providence (03/19/19)

## • FOULS •

Had Single Digit Fouls: 8 at Michigan (12/08/12)



# RAZORBACK SPEED CHART



**JEANTAL CYLLA**  
0 F • Gr.Sr. • 6-7 • 215  
Lake Worth, Fla.



Played 2 yrs at FAU and 1 at UNCW ... B.A. in Communication Studies from UNCW in May '19 ... Pursuing M.Ed. in Adult & Lifelong Learning ... Member of Haitian National Team ... 3 career double-doubles ... Scored his 1,000th career point vs South Dakota ... Got 1st start with Arkansas vs Northern Kentucky.

Year	GP	GS	Min	Avg	FG	FGA	Pct	3FG	3FGA	Pct	FT	FTA	Pct	Off	Def	Tot	Avg	PF	FO	Asst	TO	Blk	Stl	Pts	Avg
2019-20	11	1	106	9.6	7	24	.292	1	10	.100	1	2	.500	3	15	18	1.6	13	0	0	7	3	0	16	1.5
CAREER	107	87	2566	24.0	343	857	.400	101	331	.305	213	272	.783	104	277	381	3.6	242	6	47	126	45	47	1000	9.3

## CAREER HIGHS

PTS: 25 at UTEP (01/12/16)  
REB: 10 (2x) last at Mercer (12/21/18)  
AST: 3 vs UNC Greensboro (11/13/18)  
STL: 4 vs Webber (12/21/16)  
BLK: 2 (6x) last vs JMU (02/02/19)



**ISAIAH JOE**  
1 G • So. • 6-5 • 180  
Fort Smith, Ark.

**Jerry West Shooting Guard of the Year Watch List and Preseason 2nd Team All-SEC** ... Has made a 3-pointer in 26 straight games and 43 of 45 for career ... Only needs 1 try to enter Arkansas' career top 10 ... Led the team in assists 3x this season and had 5+ rebs 5x ... Had career-high 7 assists vs Rice ... Scored 33 points and had five steals vs TX SOU ... Career-high 6 steals at GT ... Led team in taking 27 charges last season and has team-best 8 this year.

Year	GP	GS	Min	Avg	FG	FGA	Pct	3FG	3FGA	Pct	FT	FTA	Pct	Off	Def	Tot	Avg	PF	FO	Asst	TO	Blk	Stl	Pts	Avg
2019-20	11	11	408	37.1	57	155	.368	39	114	.342	32	40	.800	8	43	51	4.6	18	0	27	23	4	20	185	16.8
CAREER	45	45	1432	31.8	205	513	.400	152	387	.393	94	122	.770	29	116	145	3.2	82	0	85	65	9	71	656	14.6

## CAREER HIGHS

PTS: 34 vs FIU (12/01/18)  
REB: 9 at Georgia Tech (11/25/19)  
AST: 7 vs Rice (11/05/19)  
STL: 6 (2x) last at Ga Tech (11/25/19)  
BLK: 2 vs Ole Miss (03/02/19)



**ADRIO BAILEY**  
2 F • Sr. • 6-6 • 222  
Clarence, La.

**2019 SEC Community Service Team** ... Represents Arkansas on the SEC Men's Basketball Leadership Council and member of Arkansas SAAC ... Leads team w/ 60 deflections, including 9 vs Valpo ... Had five blocked shots vs Valpo including one to secure win with 36 seconds left ... Having career year ... Posted 1st career double-double w/ 12 pts & career-high 11 rebs vs Montana.

Year	GP	GS	Min	Avg	FG	FGA	Pct	3FG	3FGA	Pct	FT	FTA	Pct	Off	Def	Tot	Avg	PF	FO	Asst	TO	Blk	Stl	Pts	Avg
2019-20	11	11	263	23.9	30	58	.517	4	10	.400	16	26	.615	15	36	51	4.6	18	0	27	23	4	20	185	16.8
CAREER	103	55	1536	14.9	181	366	.495	6	22	.273	78	135	.578	84	182	266	2.6	205	3	60	71	75	75	446	7.3

## CAREER HIGHS

PTS: 20 vs UC Davis (11/12/18)  
REB: 11 vs Montana (11/16/19)  
AST: 3 (4x) last at Ga Tech (11/25/19)  
STL: 4 vs North Texas (11/12/19)  
BLK: 5 (3x) last vs Valpo (12/21/19)



**DESI SILLS**  
3 G • So. • 6-1 • 196  
Jonesboro, Ark.

Although he did not have enough attempts to qualify for NCAA/SEC, led the team in 3PT% (.460) last season ... Had 17 vs NKU and career-high 20 at WKU ... Pulled down career-high six rebs vs North Texas and had five in under 20 minutes before leaving Valpo game in 1st half w/ injury ... Started the year 2-of-30 (6.7%) from 3-point range but is 8-of-12 (34.8%) over his last four games.

Year	GP	GS	Min	Avg	FG	FGA	Pct	3FG	3FGA	Pct	FT	FTA	Pct	Off	Def	Tot	Avg	PF	FO	Asst	TO	Blk	Stl	Pts	Avg
2019-20	11	11	330	30.0	41	102	.402	10	53	.189	15	24	.625	6	25	31	2.8	30	0	15	22	4	13	107	9.7
CAREER	45	19	906	20.1	96	227	.423	39	116	.336	55	81	.679	18	56	74	1.6	98	2	73	75	4	34	286	6.4

## CAREER HIGHS

PTS: 20 at Western Kentucky (12/07/19)  
REB: 6 vs North Texas (11/12/19)  
AST: 6 vs FIU (12/01/18)  
STL: 3 vs Ole Miss (03/02/19)  
BLK: 1 (2x) last vs Northern Ky (11/25/19)



**JALEN HARRIS**  
5 G • Jr. • 6-2 • 172  
Wilson, N.C.

2 career double-doubles ... Has five games with double-digit assists and 20 with at least 5 ... Has 21 games as Razorback with 1 or fewer TO (10 with zero) ... Tied career-high with 4 steals vs Montana ... Led team with five assists vs TX Southern and Northern Ky ... Has made 7 treys (30.4%) this season after making just 8 all of last year (11.6%).

Year	GP	GS	Min	Avg	FG	FGA	Pct	3FG	3FGA	Pct	FT	FTA	Pct	Off	Def	Tot	Avg	PF	FO	Asst	TO	Blk	Stl	Pts	Avg
2019-20	11	0	265	24.1	16	39	.410	7	23	.304	16	20	.800	4	25	29	2.6	26	0	26	20	5	12	55	5.0
CAREER	76	52	1950	25.7	148	395	.375	22	119	.185	136	190	.716	24	159	183	2.4	165	1	287	126	14	75	454	6.0

## CAREER HIGHS

PTS: 17 at South Carolina (02/09/19)  
REB: 9 vs Nevada (01/07/17)  
AST: 12 at Colorado State (12/05/18)  
STL: 4 (2x) last vs Montana (11/16/19)  
BLK: 2 vs Georgia (01/29/19)



**TY STEVENS**  
12 G • Jr. • 6-2 • 180  
Republic, Mo.

**STEVENS' CAREER HIGHS**  
PTS: 3 at Vanderbilt (03/06/19)  
REB: --  
AST: --  
STL: --  
BLK: --



**EMEKE OBUKWELU**  
13 F • Jr. • 6-8 • 222  
Plano, Texas

**OBUKWELU'S CAREER HIGHS**  
PTS: 43 vs Rhodes (12/03/17)  
REB: 20 vs Rhodes (12/03/17)  
AST: 4 at Rust (01/19/17)  
STL: 2 (2x) last at Louisiana Col (02/17/18)  
BLK: 4 vs Belhaven (01/13/18)



**JAMARIO BELL**  
14 F • Sr. • 6-5 • 250  
Junction City, Ark.



**BELL'S CAREER HIGHS**  
PTS: --  
REB: --  
AST: --  
STL: --  
BLK: 1 Tulsa (12/14/19)

**STEVENS:** 2nd year walk-on ... Played in 5 career games ... Made old fashion 3-point play at Vandy (2019)  
**OBUKWELU:** 2nd year walk-on ... Played 1st two seasons at Texas-Tyler ... Played in 2 games, got 3 rebounds in 1 minute vs Rice.  
**BELL:** Graduated Dec. 2019 (Rec & Sport Mgmt) ... 4-yr football letterman ... Joined basketball team Nov. 30 (NKU) ... 1st action came vs Tulsa and got a blocked shot.



**MASON JONES**  
15 G • Jr. • 6-5 • 200  
Desoto, Texas

Has 4 career 30-pt-plus games (41 vs Tulsa, 32 vs Rice, 30 vs Fla, 30 vs Miss State) ... 11th in NCAA in FT made and PCT ... Led the team in scoring 15 times in career (team is 12-3) ... Leads team in scoring & rebounds ... Has 5+ rebs in 8 of 10 gms ... **2x SEC Player of the Week: 32 pts, vs Rice • 41 pts vs Tulsa** ... Has consecutive FT streaks of 27 and 24 this season ... 8th in SEC in FG% but shooting 65.5% from 2-pt range.

Year	GP	GS	Min	Avg	FG	FGA	Pct	3FG	3FGA	Pct	FT	FTA	Pct	Off	Def	Tot	Avg	PF	FO	Asst	TO	Blk	Stl	Pts	Avg
2019-20	10	10	320	32.0	56	113	.496	18	55	.327	66	71	.930	10	52	62	6.2	27	0	24	36	4	20	196	19.6
CAREER	44	36	1316	29.9	192	450	.427	94	263	.357	181	214	.846	28	166	194	4.4	104	2	120	97	9	51	659	15.0

## CAREER HIGHS

PTS: 41 vs Tulsa (12/14/19)  
REB: 10 vs FIU (12/01/18)  
AST: 7 vs Indiana (11/18/18)  
STL: 5 (2x) last at Ga Tech (11/25/19)  
BLK: 2 (7x) last vs TX Southern (11/19/19)



**ETHAN HENDERSON**  
24 F • So. • 6-8 • 210  
Little Rock, Ark.

Threw down a dunk and blocked a shot in season opener vs Rice ... Had a put-back, two rebounds and a blocked shot vs Texas Southern ... Provided big spark in 9-0 run versus Austin Peay with a dunk, three rebounds (finished with four boards) and 3 blocked shots.

Year	GP	GS	Min	Avg	FG	FGA	Pct	3FG	3FGA	Pct	FT	FTA	Pct	Off	Def	Tot	Avg	PF	FO	Asst	TO	Blk	Stl	Pts	Avg
2019-20	5	0	31	6.2	3	4	.750	0	0	.000	0	0	.000	3	9	12	2.4	6	0	1	2	5	1	6	1.2
CAREER	17	0	82	4.8	8	14	.571	0	0	.000	1	3	.333	6	18	24	1.4	12	0	2	5	7	4	17	1.0

## CAREER HIGHS

PTS: 6 at Providence (03/19/19)  
REB: 5 at Providence (03/19/19)  
AST: 1 UT Arlington (11/23/18)  
STL: 2 at Tennessee (01/15/19)  
BLK: 3 vs Austin Peay (12/03/19)



**JIMMY WHITT JR.**  
33 G • Gr.Sr. • 6-3 • 175  
Columbia, Mo.



Played at Arkansas as FR, transferred to SMU, returned to Hogs for final year ... B.S. in Sport Management from SMU in May '19 ... Pursuing M.Ed. in Adult & Lifelong Learning ... Coach Muss: "may be the best rebounding point guard in the nation" ... 7 career Double-Doubles with 1 Triple-Double ... 2 Double-doubles in 2019-20: vs TX SOU (17 & 11) and at WKU (17 & 12) ... Tied career high w/ 24 pts vs S. Dakota and NKY.

Year	GP	GS	Min	Avg	FG	FGA	Pct	3FG	3FGA	Pct	FT	FTA	Pct	Off	Def	Tot	Avg	PF	FO	Asst	TO	Blk	Stl	Pts	Avg
2019-20	11	11	393	35.7	68	129	.527	0	0	.000	19	31	.613	16	48	64	5.8	26	1	28	15	5	15	155	14.1
CAREER	106	84	3094	29.2	445	942	.472	16	65	.246	159	254	.626	139	342	481	4.5	239	3	296	144	40	138	1065	10.0

## CAREER HIGHS

PTS: 24 (3x) last vs Northern Ky (11/30/19)  
REB: 13 (2x) last vs Bradley (11/20/18)  
AST: 10 vs McNeese State (11/29/18)  
STL: 5 (3x) last vs Memphis (02/14/18)  
BLK: 3 (2x) last at Memphis (01/19/19)



**REGGIE CHANEY**  
35 F • So. • 6-8 • 222  
Tulsa, Okla.

Missed the first three games ... Tied career high with four steals in his season debut (TX SOU) ... Had three dunks and three steals vs South Dakota ... Had career highs in rebounds (11) and assists (5) vs Northern Ky ... Led team with 7 rebounds vs Tulsa ... Had 3 rejections vs South Dakota and at WKU ... Has a blocked shot in 28 of his 42 career games, including 8 with at least 3 rejections.

Year	GP	GS	Min	Avg	FG	FGA	Pct	3FG	3FGA	Pct	FT	FTA	Pct	Off	Def	Tot	Avg	PF	FO	Asst	TO	Blk	Stl	Pts	Avg
2019-20	8	0	128	16.0	11	16	.688	0	0	.000	4	10	.400	7	27	34	3.3	22	1	13	9	8	9	26	3.3
CAREER	42	2	683	16.3	94	166	.566	0	0	.000	21	43	.488	47	105	152	3.6	104	3	38	55	54	30	209	5.0

## CAREER HIGHS

PTS: 14 at Providence (03/19/19)  
REB: 11 vs Northern Kentucky (11/30/19)  
AST: 5 vs Northern Kentucky (11/30/19)  
STL: 4 (3x) last vs TX Southern (11/19/19)  
BLK: 7 at Providence (03/19/19)



**ERIC MUSSELMAN**  
University of Arkansas Head Coach  
San Diego, 1987  
As Arkansas Head Coach: 10-1 (1st yr)  
As Collegiate Head Coach: 120-35 (5th yr)  
As Pro Head Coach: 503-291 (14 seasons)

In 18 seasons as a head coach, finished 1st in his conf./division 13 times ... In 14 seasons as a pro head coach, led league in wins 7x (2nd-most wins 3x) ... In 4 years in college, won 3 conf. titles, played in 3 NCAA tournaments and won CBI championship ... Only needed 130 games as collegiate head coach to record 100 wins ... First coach in pro basketball history to win 100 games by the age of 28 ... In seven years as head coach in CBA, a league-best 24 of his players were called up to the NBA and he coached five All-Star games.

