

• HOW TO FOLLOW •



SEC NETWORK PLUS

Brett Dolan (PxP)
Kikko Haydar (Analyst)



RAZORBACK SPORTS NETWORK

Chuck Barrett (PxP)
Matt Zimmerman (Analyst)



SATELLITE RADIO

Sirius: -- • XM: --
Online Channel: 979



LIVE STATS / WATCH ESPN-SEC ONLINE

www.Arkansas.StatBroadcast.com

www.espn.com/watch?id=343ba0d3-78f0-484d-b40c-ddc7b85d37e5

2019-20 RAZORBACK SCHEDULE/RESULTS

OVERALL: 7-0 Home: 6-0 • Road: 1-0

SEC: 0-0 Home: 0-0 • Road: 0-0

[All Times Central]

Nov. 5	RICE	FAYETTEVILLE	W 91 43
Tuesday	OWLS	BUD WALTON ARENA	
Nov. 12	NORTH TEXAS	FAYETTEVILLE	W 66 43
Tuesday	MEAN GREEN	BUD WALTON ARENA	
Nov. 16	MONTANA +	FAYETTEVILLE	W 64 46
Saturday	GRIZZLIES	BUD WALTON ARENA	
Nov. 19	TEXAS SOUTHERN +	FAYETTEVILLE	W 82 51
Tuesday	TIGERS	BUD WALTON ARENA	
Nov. 22	SOUTH DAKOTA +	FAYETTEVILLE	W 77 56
Friday	COYOTES	BUD WALTON ARENA	
Nov. 25	AT GEORGIA TECH	ATLANTA, GA.	WOT 62 61
Monday	YELLOW JACKETS	McANISH PAVILION	
Nov. 30	NORTHERN KENTUCKY +	FAYETTEVILLE	W 66 60
Saturday	NORSE	BUD WALTON ARENA	
Dec. 3	AUSTIN PEAY	FAYETTEVILLE	7:00 PM
Tuesday	GOVERNORS	BUD WALTON ARENA	
Dec. 7	AT WESTERN KENTUCKY	BOWLING GREEN, KY.	6:30 PM
Friday	HILLTOPPERS	E.A. DIDDLE ARENA	
Dec. 14	TULSA	FAYETTEVILLE	12:30 PM
Saturday	GOLDEN HURRICANE	BUD WALTON ARENA	
Dec. 21	VS VALPARAISO	NORTH LITTLE ROCK	7:00 PM
Saturday	CRUSADERS	SIMMONS BANK ARENA	
Dec. 29	AT INDIANA	BLOOMINGTON, IND.	TBA
Sunday	HOOSIERS	SIMON SKIDOT ASSEMBLY HALL	
Jan. 4	TEXAS A&M *	FAYETTEVILLE	6:00 PM
Saturday	AGGIES	BUD WALTON ARENA	
Jan. 8	AT LSU *	BATON ROUGE, LA.	8:00 PM
Wednesday	TIGERS	MARAVICH ASSEMBLY CENTER	
Jan. 11	AT OLE MISS *	OXFORD, MISS.	5:00 PM
Saturday	REBELS	THE PAVILION	
Jan. 15	VANDERBILT *	FAYETTEVILLE	7:30 PM
Wednesday	COMODORES	BUD WALTON ARENA	
Jan. 18	KENTUCKY *	FAYETTEVILLE	3:00 PM
Saturday	WILDCATS	BUD WALTON ARENA	
Jan. 22	AT MISSISSIPPI STATE *	STARKVILLE, MISS.	6:00 PM
Wednesday	BULLDOGS	HUMPHREY COLISEUM	
Jan. 25	TCU %	FAYETTEVILLE	3:00 PM
Saturday	HORNED FROGS	BUD WALTON ARENA	
Jan. 29	SOUTH CAROLINA *	FAYETTEVILLE	7:30 PM
Wednesday	GAMECOCKS	BUD WALTON ARENA	
Feb. 1	AT ALABAMA *	TUSCALOOSA, ALA.	5:00 PM
Saturday	CRIMSON TIDE	COLEMAN COLISEUM	
Feb. 4	AUBURN *	FAYETTEVILLE	6:00 PM
Tuesday	TIGERS	BUD WALTON ARENA	
Feb. 8	AT MISSOURI *	COLUMBIA, MO.	2:30 PM
Saturday	TIGERS	MIZZOU ARENA	
Feb. 11	AT TENNESSEE *	KNOXVILLE, TENN.	6:00 PM
Tuesday	VOLUNTEERS	THOMPSON-BOLING ARENA	
Feb. 15	MISSISSIPPI STATE *	FAYETTEVILLE	NOON
Saturday	BULLDOGS	BUD WALTON ARENA	
Feb. 18	AT FLORIDA *	GAINESVILLE, FLA.	6:00 PM
Tuesday	GATORS	STEPHEN C. O'CONNELL CENTER	
Feb. 22	MISSOURI *	FAYETTEVILLE	NOON
Saturday	TIGERS	BUD WALTON ARENA	
Feb. 26	TENNESSEE *	FAYETTEVILLE	7:30 PM
Wednesday	VOLUNTEERS	BUD WALTON ARENA	
Feb. 29	AT GEORGIA *	ATHENS, GA.	5:00 PM
Saturday	BULLDOGS	STEGEMAN COLISEUM	
Mar. 4	LSU *	FAYETTEVILLE	6:00 PM
Wednesday	TIGERS	BUD WALTON ARENA	
Mar. 7	AT TEXAS A&M *	COLLEGE STATION, TEXAS	3:30 PM
Saturday	AGGIES	REED ARENA	
Mar. 11-15	AT SEC TOURNAMENT	NASHVILLE, TENN.	
Wed - Sun		BRIDGESTONE ARENA	

BOLD - Home Game

* - SEC Game

+ - Collegiate Hoops Roadshow - Razorback Regional

% - Big 12/SEC Challenge

^ - SEC Tournament

Arkansas SID: Mike Cawood • tmcawood@uark.edu • 479-236-2090

www.ArkansasRazorbacks.com

www.CoachMuss.com



@RazorbackMBB



@RazorbackMBB



/RazorbackMBB



GAME 8

ARKANSAS RAZORBACKS

DECEMBER 3, 2019 • TUESDAY • 7 PM • FAYETTEVILLE, ARK.

NOLAN RICHARDSON COURT / BUD WALTON ARENA (19,200)

(RV) ARKANSAS RAZORBACKS

Overall: 7-0

0-0 SEC

Head Coach: Eric Musselman (San Diego '87)

At Arkansas: 7-0 (1st Yr) • Collegiate HC Record: 117-34 (5th Yr)



AUSTIN PEAY GOVERNORS

Overall: 3-3

0-0 OVC

Head Coach: Matt Figger (Eastern Kentucky '95)

At APSU: 44-29 (3rd Yr) • Overall: Same



Versus Austin Peay

- This will be the fifth meeting between Arkansas and Austin Peay.
- The Razorbacks have won each of the previous four meetings, including a 76-65 victory last December.

Arkansas Wins 2nd Straight Exempt Tournament

- Arkansas went 4-0 - defeating Montana, Texas Southern, South Dakota and Northern Kentucky - in the Collegiate Hoops Roadshow - Razorback Regional. (Pacific and Northern Illinois went 4-0 in the Roadshow - Pacific Regional.)
- Last year, Arkansas went 4-0 and won the Hardwood Classic with home wins over UC Davis, Indiana, Montana State and UT Arlington.

Whitt Named MVP; Joe and Sills All-Tournament

- Jimmy Whitt Jr., was named the MVP of the Collegiate Hoops Roadshow - Razorback Regional while Isaiah Joe and Desi Sills were named to the All-Tournament team.
- Whitt averaged 1.8 points and 8.3 rebounds while shooting 63% from the field and making 11-of-15 FT. He tied a career high in points twice, scoring 24 versus both South Dakota (with seven reb.) and Northern Kentucky (with nine reb.), while adding a double-double (17 and 10) versus Texas Southern and 14 and 7 versus Montana.
- Joe averaged 14.3 points, including 33 points and five steals versus Texas Southern, with a team-best 12 assists in the four games.
- Sills scored 17 points in the finale versus Northern Kentucky and had five steals over the four games.
- Worth Mentioning:
 - ^ Mason Jones averaged 13 points and 4.7 steals with six steals and three blocked shots in three games played.
 - ^ Jalen Harris only scored 20 points, but tied Joe for the team lead with 12 assists and tied Jones for the team lead with six steals.
 - ^ Adrio Bailey averaged 6.8 points and 5.3 rebounds with a double-double (12 pts and 11 rebs) versus Montana. He led the team with seven blocked shots and hit two free throws with 11 seconds left versus Northern Kentucky to put the Hogs up four and seal the win.

Razorbacks Best in 3D

- Despite Northern Kentucky making eight 3-pointers and shooting 33 percent from long range last time out, Arkansas still leads the NCAA in 3-point defense, holding opponents to 17.9 percent (21-of-117) from long range.
- Five teams have only made two 3's in a game and one team - the NCAA 3-pt percentage leader South Dakota - made three triples.
- The first six teams combined to make just 13 treys before Northern Kentucky sank eight.



- Arkansas' defense has been impressive in the season-opening wins, especially the Razorbacks' 3-point defense.
- Only two teams have made more than two 3-pointers in a game this year and opponents are a combined 21-of-117 from long range.
- **Arkansas' 17.9% 3-point defense ranks 1st in the NCAA.**
- Arkansas held its five opponents to 56 points or less, including three teams less than 50.
- **Arkansas' 51.4 ppg scoring defense ranks 3rd in the NCAA.**
- Arkansas has had double-digit steals in five of the first seven games, including 14 vs Rice, 13 vs Texas Southern, 11 each versus North Texas

AUSTIN PEAY SERIES:

Arkansas Leads	4-0
Home:	4-0
Away:	0-0
Neutral:	0-0

THE SERIES:

12/30/83	W	68-63	H
12/17/08	W	89-80	H
12/03/16	W	99-62	H
12/28/18	W	76-65	H

LAST TIME THEY MET:

Austin Peay	65
Arkansas	76
Dec. 28, 2018 - Bud Walton Arena	

FAYETTEVILLE - Keyshawn Embery-Simpson scored 14 points - all in the second half - to help Arkansas rally past Austin Peay, 76-65, at Bud Walton Arena in the final non-conference game of the season for both teams.

Embery-Simpson fueled a 20-5 Arkansas run that turned a 52-48 deficit into a 68-57 Razorback advantage. Embery-Simpson scored 12 during the run, including seven straight Arkansas points, and capped the rally with a 3-pointer with 4:12 left in the game.

The Razorbacks battled through foul trouble and a scrappy Austin Peay team that out-rebounded Arkansas 42-34.

The Governors, who entered with a six-game winning streak, led 50-46 midway through the second half when Arkansas' leading scorer, Daniel Gafford, landed awkwardly in the lane and hit the floor with a right leg injury. Gafford was helped to the bench and went to the locker room for a brief period before returning to the game. When returning, Gafford's dunk off a Reggie Chaney feed gave the Razorbacks the lead for good at 54-52 with 8:22 left in the game.

Gafford recorded his sixth double-double in 12 games with 16 points and 10 rebounds while adding four blocked shots.

Jabari McGee helped the Governors rally to pull within six, 68-62, but the Razorbacks locked down the win on Jalen Harris' 3-pointer from the left wing, just his third trey of the season, for a 71-62 lead with 1:48 left.

Arkansas led 34-33 at halftime as Isaiah Joe scored 12 of his 15 points, including four 3-pointers. Joe added a career-high five steals on the defensive end.



Isaiah Joe is 1 of 20 named to the 2020 Jerry West Shooting Guard of the Year Award watch list.

FANS CAN VOTE AT:

www.hoophallawards.com





ERIC MUSSELMAN

ARKANSAS HEAD COACH

117-34 • 5th year as head collegiate coach
503-291 • 14 seasons as professional head coach

COLLEGIATE HEAD COACHING RECORD

Year	Record	Conference	Postseason
2015-16	24-14	10-8 MW (T4th)	CBI Champion
2016-17	28-7	14-4 MW (1st) ^ *	NCAA 1st Round
2017-18	29-8	15-3 MW (1st) ^	NCAA Sweet 16
2018-19	29-5	15-3 MW (1st) ^	NCAA 1st Round

2019-20 7-0 --
Totals 117-34 54-18

^ - Regular season champion / * - Tournament champion

Eric Musselman was named Arkansas' 13th head men's basketball coach on April 7, 2019. He has over 30 years of coaching experience, including four as a head coach at Nevada and 14 as a professional head coach.

In his four years as Nevada head coach, Musselman won at least 24 games each season (24, 28, 29 and 29) to post a 110-34 record and .764 winning percentage - sixth-best among active Division I coaches. Prior to entering the collegiate head coaching ranks, Musselman was a head coach for seven professional teams, including two seasons with the Golden State Warriors (2002-04) and one with the Sacramento Kings (2006-07). He has won over 550 games as a professional head coach with a combined winning percentage of .626 (553-330).

Musselman is married to Danyelle Sargent Musselman who has worked at ESPN, Fox Sports and the NFL Network as a broadcaster. Musselman has two sons Michael and Matthew and the couple has a daughter Mariah.

Musselman's father Bill was also an NBA head coach and they were the first father-son combination to become head coaches in the NBA.

2019-20 RAZORBACKS

No.	Name	Pos.	Yr.	Ht.	Wt.	Hometown	High School/Previous School
0	Jeantal Cylla	F	Gr.Sr.	6-7	215	Lake Worth, Fla.	Lake Worth Christian / UNC Wilmington
1	Isaiah Joe	G	So.	6-5	180	Fort Smith, Ark.	Fort Smith Northside HS
2	Adrio Bailey	F	Sr.	6-6	222	Clarence, La.	Lakeview HS
3	Desi Sills	G	So.	6-1	196	Jonesboro, Ark.	Jonesboro HS
5	Jalen Harris	G	Jr.	6-2	172	Wilson, N.C.	Word of God Christian Acad. / New Mexico
12	Ty Stevens	G	Jr.	6-2	187	Republic, Mo.	Republic HS
13	Emeka Obukwelu	F	R-Jr.	6-8	230	Plano, Texas	West Plano HS (UT Tyler)
14	Jamario Bell	F	Sr.	6-5	250	Junction City, Ark.	Junction City HS
15	Mason Jones	G	Jr.	6-5	207	Desoto, Texas	Triple A Academy / Connors State College
24	Ethan Henderson	F	So.	6-8	210	Little Rock, Ark.	Parkview Magnet HS
33	Jimmy Whitt Jr.	G	Gr.Sr.	6-3	175	Columbia, Mo.	Hickman HS / SMU
35	Reggie Chaney	F	So.	6-8	222	Tulsa, Okla.	Findlay Prep (Henderson, Nev.)
11	JD Notae	G	Jr.	6-2	185	Covington, Ga.	Newton HS / Jacksonville
22	Abayomi (Bay-Bey) Iyiola	F	Jr.	6-9	210	Atlanta, Ga.	Greenforest-McCaleb Christian Acad. / Stetson
23	Connor Vanover	F	So.	7-3	225	Little Rock, Ark.	Findlay Prep (Nev.) / California

Head Coach
Associate Head Coach
Assistant Coach
Assistant Coach
Director of Operations
Special Assistant to Head Coach
Video Coordinator
Director of Recruiting
Recruiting Coordinator
Head Athletic Trainer
Head Strength Coach
Graduate Assistants

Eric Musselman San Diego, 1987 1st Season at Arkansas
Chris Crutchfield Nebraska-Omaha, 1992 1st Season at Arkansas
Corey Williams Oklahoma State, 2002 1st Season at Arkansas
Clay Moser Wisconsin-La Crosse, 1987 1st Season at Arkansas
Anthony Ruta Arizona State, 2012 1st Season at Arkansas
Hays Myers LSU, 2016 1st Season at Arkansas
Riley Hall Arkansas, 2016 4th Season at Arkansas
Michael Musselman San Diego, 2018 1st Season at Arkansas
Patrick Ackerman Detroit Mercy, 2016 1st Season at Arkansas
Mark O'Neal Arkansas, 1989 1st Season at Arkansas
Dave Richardson Louisiana-Monroe, 1989 2nd Season at Arkansas
Velton Kennedy (Arkansas, 2017) Trey Thompson (Arkansas, 2018)
Sean Bair (Dickinson College, 2012) Alec Kobre (Pacifi, 2016)
Jeremiah Bonsu (Dayton, 2017) Alex Dellett (Arkansas, 2018)
Max Penderly (Ohio, 2014) Bilal Rabbani (Emerson, 2017)

Student Assistant: Khalil Garland

Managers: Clay Cunningham • Jacob Leonard • Tyson Hicks • Jack Hutchinson • Ethan Westerman
Michael Justus • Greg Croll • Luke Loveless • Jarod Summons • Zeb Wilson

MUSSELMAN FILE

• Hometown: Ashland, Ohio
• Birth Date: November 19, 1964
• Wife: Danyelle • Children: Michael, Matthew, Mariah

RAZORBACK ACTIVE ROSTER



#2 • Adrio BAILEY Recreation & Sport MGMT
#14 • Jamario BELL Recreation & Sport MGMT
#35 • Reggie CHANEY Recreation & Sport MGMT

#0 • Jeantal CYLLA Adult & Lifelong Learning
#5 • Jalen HARRIS Communications
#24 • Ethan HENDERSON Recreation & Sport MGMT

#1 • Isaiah JOE Recreation & Sport MGMT
#15 • Mason JONES Communications
#13 • Emeka OBUKWELU Biology

#3 • Desi SILLS Recreation & Sport MGMT
#12 • Ty STEVENS Business Finance
#33 • Jimmy WHITT Jr. Adult & Lifelong Learning

CHRIS CRUTCHFIELD Associate Head Coach
Nebraska-Omaha '92
COREY WILLIAMS Assistant Coach
Oklahoma State '02
CLAY MOSER Assistant Coach
Wisconsin-La Crosse '87

PRONUNCIATION GUIDE

2 Adrio Bailey Á-dree-oh
4 Jeantal Cylla GENE-tall...SILL-uh
22 Abayomi Iyiola AB-bah-YUM-ee ... EE-EE-oh-la
11 JD Notae No-TAY
13 Emeka Obukwelu Eh-MEHK-uh...O-Boo-Quay-Lu
3 Desi Sills Dez-ee
Anthony Ruta ROO-tuh

ROSTER BY STATE

Arkansas (5)
14 Jamario Bell Junction City
24 Ethan Henderson Little Rock
1 Isaiah Joe Fort Smith
3 Desi Sills Jonesboro
24 Connor Vanover Little Rock
Florida (1)
0 Jeantal Cylla Lake Worth
Georgia (2)
22 Abayomi Iyiola Atlanta
11 JD Notae Covington
Louisiana (1)
2 Adrio Bailey Clarence
Missouri (2)
12 Ty Stevens Republic
33 Jimmy Whitt Jr. Columbia
North Carolina (1)
5 Jalen Harris Wilson
Texas (2)
15 Mason Jones Desoto
4 Emeka Obukwelu Plano
Oklahoma (1)
35 Reggie Chaney Tulsa

ROSTER BY CLASS

Graduate Senior (2)
0 Jeantal Cylla Forward
33 Jimmy Whitt Jr. Guard
Senior (2)
2 Adrio Bailey Forward
14 Jamario Bell Forward
Redshirt Junior (1)
4 Emeka Obukwelu Forward
Junior (5)
5 Jalen Harris Guard
22 Abayomi Iyiola Forward
15 Mason Jones Guard
11 JD Notae Guard
12 Ty Stevens Guard
Sophomore (5)
35 Reggie Chaney Forward
24 Ethan Henderson Forward
1 Isaiah Joe Guard
3 Desi Sills Guard
24 Connor Vanover Forward
Freshmen (0)
- NONE -

MUSSELMAN CAREER HEAD COACHING RECORD

* - Professional basketball **DOES NOT** count postseason in overall W-L records

2003 NBA Coach of the Year Runner-Up
2012 NBA D-League Coach of the Year
2016 Bleacher Report Mountain West Coach of the Year
2017 USBWA District VIII Coach of the Year
2018 USBWA District VIII • NABC District 17 • Mountain West Coach of the Year

COLLEGIATE	5th Season	114-34	7-4 Postseason
Nevada	4 years	110-34	7-4 Postseason
Arkansas	1st year	7-0	--
PROFESSIONAL	14 Seasons	503-291	50-39 Postseason * (553-330)
CBA	7 years	270-122	39-34 Postseason *
Rapid City	5 years	191-89	27-25 Postseason *
Florida	2 years	79-33	12-9 Postseason *
USBL	2 years	53-3	4-0 Postseason *
Florida	2 years	53-3	4-0 Postseason *
NBA	3 years	108-138	--
Golden State	2 years	75-89	--
Sacramento	1 year	33-49	--
D-League	2 years	72-28	7-5 Postseason *
Reno	1 year	34-16	2-3 Postseason *
Los Angeles	1 year	28-12	5-2 Postseason *
INTERNATIONAL	3 Years	24-14	--
Dominican	1 years	5-1	--
Venezuelan	2 years	19-13	--

MUSSELMAN BY YEAR AS HEAD COACH

Year	Team	League	Record	Note for the Season	Reg. Season Div./Conf. Finish	Postseason
1989-90	Rapid City	CBA	42-14	MOST WINS IN CBA	1st National Conf.	Finals (8-8)
1991-92	Rapid City	CBA	37-19	2nd-most wins in CBA	1st National Conf.	Finals (9-7)
1992-93	Rapid City	CBA	44-12	MOST WINS IN CBA	1st National Conf.	Conf. Finals (5-3)
1993-94	Rapid City	CBA	37-19	MOST WINS IN CBA	1st National Conf.	Conf. Finals (5-5)
1994-95	Rapid City	CBA	31-25	6th-most wins in CBA	5th National Conf.	Conf. 1st Rd (0-2)
1995-96	Florida	CBA	41-15	MOST WINS IN CBA	1st National Conf.	Conf. Finals (5-3)
1996-97	Florida	CBA	38-18	2nd-most wins in CBA	1st American Conf.	Finals (7-6)
1995	Florida	USBL	25-2	MOST WINS IN USBL	1st Overall	Champion (1-0)
1996	Florida	USBL	28-1	MOST WINS IN USBL	1st Southern Div.	Champion (3-0)
2002-03	Golden State	NBA	38-44	6th Pacific Division	11th Western Conf.	--
2003-04	Golden State	NBA	37-45	14th Pacific Division	11th Western Conf.	--
2006-07	Sacramento	NBA	33-49	5th Pacific Division	11th Western Conf.	--
2010-11	Reno	D-League	34-16	2nd-most wins in NBADL	1st Western Conf.	Semifinals (2-3)
2011-12	Los Angeles	D-League	38-12	MOST WINS IN NBADL	1st Western Conf.	Finals (5-2)
2015-16	Nevada	NCAA	24-14	T49th - Most wins NCAA	T4th Mountain West	CBI Champion (5-1)
2016-17	Nevada	NCAA	28-7	T16th - Most wins NCAA	1st Mountain West	NCAA 1st Rd (0-1)
2017-18	Nevada	NCAA	29-8	T11th - Most wins NCAA	1st Mountain West	NCAA Sweet 16 (2-1)
2018-19	Nevada	NCAA	29-5	T15th - Most wins NCAA	1st Mountain West	NCAA 1st Rd (0-1)
2019-20	Arkansas	NCAA	7-0	--	--	--
2010	Dominican Team		5-1	Silver Medal Centrobasket Championship		
2011	Venezuelan Team		12-9	5th FIBA Americas Championship		
2012	Venezuelan Team		7-4	Silver Medal FIBA South American Championship		

MUSSELMAN COACHING BY YEAR

1989-90	Head Coach	Rapid City Thrillers	CBA	2004-05	Asst. Coach	Memphis Grizzlies	NBA
1990-91	Asst. Coach	Minnesota Timberwolves	NBA	2005-06	Asst. Coach	Memphis Grizzlies	NBA
1991-92	Head Coach	Rapid City Thrillers	CBA	2006-07	Head Coach	Sacramento Kings	NBA
1992-93	Head Coach	Rapid City Thrillers	CBA	2007-10	DID NOT COACH		
1993-94	Head Coach	Rapid City Thrillers	CBA	2010-11	Head Coach	Reno Bighorns	NBADL
1994-95	Head Coach	Rapid City Thrillers	CBA	2011-12	Head Coach	Los Angeles Defenders	NBADL
Spring '95	Head Coach	Florida Sharks	USBL	2012-13	Asst. Coach	Arizona State Sun Devils	NCAA
1995-96	Head Coach	Florida Beachdogs	CBA	2013-14	Assoc HC	Arizona State Sun Devils	NCAA
Spring '96	Head Coach	Florida Sharks	USBL	2014-15	Assoc. HC	LSU Tigers	NCAA
1996-97	Head Coach	Florida Beachdogs	CBA	2015-16	Head Coach	Nevada Wolf Pack	NCAA
1998-99	Asst. Coach	Orlando Magic	NBA	2016-17	Head Coach	Nevada Wolf Pack	NCAA
1999-00	Asst. Coach	Orlando Magic	NBA	2017-18	Head Coach	Nevada Wolf Pack	NCAA
2000-01	Asst. Coach	Atlanta Hawks	NBA	2018-19	Head Coach	Nevada Wolf Pack	NCAA
2001-02	Asst. Coach	Atlanta Hawks	NBA	2019-20	Head Coach	Arkansas Razorbacks	NCAA
2002-03	Head Coach	Golden State Warriors	NBA				
2003-04	Head Coach	Golden State Warriors	NBA				

and Montana and 15 at Georgia Tech – the most since getting 15 vs Auburn Feb. 17, 2016.

^ **Arkansas' 11.0 steals per game ranks 5th in the NCAA.**

• Arkansas forced Rice into 27 turnovers, Montana into 23, Texas Southern into 24 and Georgia Tech into 24.

^ **The 20.14 turnovers forced ranks 7th in the NCAA.**

• Only two teams have shot 40 percent or better against Arkansas, including a lows of 28.6 by Rice and North Texas, who missed its first 11 shots against the Hogs.

^ **Arkansas' 35.5% FG pct defense ranks 10th in the NCAA.**

Margin Calls

• Arkansas committed 21 turnovers in the season opener but have committed 14 or less the last six. **The Hogs lead the SEC in fewest turnovers** with 12.6 for the season.^ **Arkansas' +7.6 turnover margin ranks 5th in the NCAA.**

• Arkansas is scoring 72.6 points per game, which ranks 167th in the NCAA and 8th in the SEC. However, the Hogs only allow 51.4 ppg.

^ **Arkansas' +21.1 scoring margin ranks 6th in the NCAA.**

Free Throw Improvement

• Arkansas was 11-of-12 at the free throw line vs South Dakota and has shot above 75 percent five times to rank 29th the NCAA / 2nd in the SEC in FT% (.775).

• 29th is good but it is spectacular when you consider that last year, the Hogs were 306th (of 351 teams) in free throw percentage (.668).

• The team's percentage is bolstered by Mason Jones, who made his first 27 at the line this season and ranks 37th with a 91.9 FT% this season (34-of-37). Isaiah Joe is shooting 80 percent (20-of-25).

Success in the 60's

• Arkansas has scored in the 60's four times and is 4-0.

• In his fifth year as a collegiate head coach, Eric Musselman is just 11-11 when his teams score in the 60's.

0-For-32; Other 0-For's

• Did you know, Arkansas' defense forced two opponents to miss a combined 32 consecutive 3-pointers over the first two games?

^ Rice missed its first 3PT attempt, made its next two and **missed its last 22.**^ North Texas **missed its first 10** and finished the game making 2-of-its-last-7.• THEN, Montana **missed its first 10** (0-of-6 in the first half) and finished the game making 2-of-its-last-6.• **Over a three-game span** (first half of Rice, all of North Texas and into second half of Montana, **Arkansas held its opponents to 2-of-49 (4.1 percent)** from 3-point range.• Arkansas held **South Dakota to 0-of-6** from 3-point range from 13:33 of the first half to 9:40 of the 2nd half. Overall, the Coyotes were 1-of-8 from long range before Cody Kelley made the team's second triple at 7:45 in the second half.• **Georgia Tech**, who was just 2-of-12 for the game, **missed its last six 3-pointers.**

• Even though Northern Kentucky made eight 3-pointers, the Norse were just 3-of-11 in the second half.

7-0

• Arkansas is off to a 7-0 start for the first time since 1997-98 when the Hogs won their first eight.

• This is the 13th time Arkansas has started at least 7-0.

^ 7-0: 1938-39 / **2019-20**

^ 8-0: 1925-26 / 1976-77 / 1981-82 / 1992-93 / 1997-98

^ 10-0: 1942-43 / 1993-94

^ 12-0: 1926-27

^ 14-0: 1977-78 / 1982-83

^ 15-0: 1928-29

• Arkansas won a school-record 15 straight to open the 1928-29 season (finishing 19-1).

• Eric Musselman is just the second first-year Razorback head coach to start 7-0 since Eugene Lambert started his tenure 10-0 in 1942-43.

Recapping the Northern Kentucky Win

• Jimmy Whitt Jr., tied a career high with 24 points and Reggie Chaney came off the bench to grab a career-high 11 with a career-high five assists to lead Arkansas to a hard-fought 66-60 victory over Northern Kentucky.

• With the victory, Arkansas wins the Collegiate Hoops Roadshow - Razorback Regional with a perfect 4-0 mark. Whitt was voted MVP while Desi Sills and Isaiah Joe were named All-Tournament. Northern Kentucky's Dantez Walton, who scored 30 points Saturday, was also voted to the All-Tournament team. The 30 points by Walton was the most by a Razorback opponent since Colorado State's Printiss Nixon had 31 on Jan. 20, 2017.

• Arkansas trailed most of the first half but closed the period on a 10-0 run - and 13-3 over the last 5:17 - to take a 33-28 lead at the break.

• The Razorbacks, who led by as many as 12 in the second half, never surrendered the lead. However, the Norse did trim their deficit to one, 61-60, on a Walton layup with 24 seconds left. Isaiah Joe made 1-of-2 at the free throw line for a two-point cushion. Northern Kentucky ran a nice play for an open 3-point attempt in the left corner with 14 seconds left, but the shot missed and Adrio Bailey came down with the defensive rebound. The senior was immediately fouled and sank both free throws for a four-

• MISCELLANEOUS STATS •

DOUBLE-FIGURE SCORING GAMES

Player	15-16	16-17	17-18	18-19	19-20	Career
Whitt Jr.	9	NA	16	19	5	49
Cylla	14	11	NA	22	-	47
Joe	NA	NA	NA	28	5	33
Jones	NA	NA	NA	22	5	27
Harris	NA	2	NA	11	1	14
Bailey	NA	1	3	5	1	10
Sills	NA	NA	NA	5	3	8
Chaney	NA	NA	NA	6	-	6

20+ POINT SCORING GAMES

Player	15-16	16-17	17-18	18-19	19-20	Career
Cylla	3	0	--	7	-	10
Jones	NA	NA	NA	7	2	9
Whitt Jr.	1	NA	1	6	2	8
Joe	NA	NA	NA	5	2	7
Bailey	NA	0	0	1	-	1

30+ POINT SCORING GAMES

Player	15-16	16-17	17-18	18-19	19-20	Career
Jones	NA	NA	NA	2	1	3
Joe	NA	NA	NA	1	1	2

3+ THREE-POINTERS IN A GAME

Player	15-16	16-17	17-18	18-19	19-20	Career
Joe	NA	NA	NA	20	4	24
Jones	NA	NA	NA	12	2	14
Sills	NA	NA	NA	4	-	4
Cylla	3	2	NA	3	-	8

5+ THREE-POINTERS IN A GAME

Player	15-16	16-17	17-18	18-19	19-20	Career
Joe	NA	NA	NA	8	1	9
Jones	NA	NA	NA	4	-	4
Cylla	1	0	NA	1	-	2

DOUBLE FIGURE REBOUNDING GAMES

Player	15-16	16-17	17-18	18-19	19-20	Career
Whitt Jr.	0	NA	2	5	1	8
Cylla	1	1	NA	1	-	3
Bailey	NA	0	0	0	1	1
Jones	NA	NA	NA	1	-	1
Chaney	NA	NA	NA	0	1	1

DOUBLE FIGURE ASSISTS GAMES

Player	15-16	16-17	17-18	18-19	19-20	Career
Harris	NA	0	NA	5	-	5

DOUBLE-DOUBLES

Player	15-16	16-17	17-18	18-19	19-20	Career
Whitt Jr.	0	NA	0	5	1	6
Cylla	1	1	NA	1	-	3
Harris	NA	0	NA	2	-	2
Bailey	NA	0	0	0	1	1
Jones	NA	NA	NA	1	-	1

TRIPLE-DOUBLES

Player	15-16	16-17	17-18	18-19	19-20	Career
Whitt Jr.	0	NA	0	1	-	1

5+ ASSIST GAMES

Player	15-16	16-17	17-18	18-19	19-20	Career
Harris	NA	1	NA	19	2	22
Whitt Jr.	0	NA	8	11	1	20
Jones	NA	NA	NA	5	-	5
Sills	NA	NA	NA	4	-	4
Joe	NA	NA	NA	2	2	4
Chaney	NA	NA	NA	0	1	1

3+ STEALS IN A GAME

Player	15-16	16-17	17-18	18-19	19-20	Career
Whitt Jr.	0	NA	8	7	1	16
Harris	NA	2	NA	4	2	8
Joe	NA	NA	NA	6	3	9
Bailey	NA	0	1	3	3	7
Jones	NA	NA	NA	3	3	6
Chaney	NA	NA	NA	2	1	3
Sills	NA	NA	NA	1	-	1
Cylla	0	1	NA	0	-	1

3+ BLOCKS IN A GAME

Player	15-16	16-17	17-18	18-19	19-20	Career
Chaney	NA	NA	NA	5	1	6
Bailey	NA	0	1	2	1	4
Whitt Jr.	0	NA	1	1	-	2

RAZORBACK THAT SCORES FIRST

Jimmy Whitt Jr.	FOR UA: 4 (4-0)	OVERALL: 3 (3-0)
Mason Jones	FOR UA: 2 (2-0)	OVERALL: 2 (2-0)
Desi Sills	FOR UA: 1 (1-0)	OVERALL: 1 (1-0)

point lead. The Norse missed another 3-point attempt and Whitt secured his ninth rebound with two ticks left. Whitt converted both free throws for the six-point win (66-60).

- Sills just missed his career high, finishing with 17 points, and Joe had 10 points with four assists. Jalen Harris played 35:15 off the bench and contributed five assists.
- The Razorbacks were without leading scorer Mason Jones, who suffered a shoulder injury during Friday's practice.

Front Runners

- Arkansas has scored first in 6-of-7 games – winning the tip five times.
- Arkansas has led at the half in all seven games.
- Arkansas has only trailed once – for 20 seconds at Georgia Tech – in the second half.
 - Arkansas has only trailed for 20:34** (16:16 of that was in the first half versus Northern Kentucky)
 - ^ Including 0-0 ties (and 4:48 over overtime at Georgia Tech), Razorback games have been tied for 16:53.
 - Arkansas has led for at least 32 minutes in six games.**

Arkansas Continues to Receive Votes

- Arkansas has received votes in each of the last four AP polls, including 17 in the most recent to rank “35th.”
- Arkansas has received votes in each of the last three Coaches polls, including 8 in the most recent to rank “38th.”
- Arkansas has not been ranked since Jan. 2018 (22nd), starting 11-2. However, the Razorbacks dropped out after losses to Mississippi State (1/2/18) and Auburn (1/6/18). In the final poll prior to the 2018 NCAA tournament, Arkansas was ranked “26th” with 69 votes. Arkansas received four votes in the final poll of 2018.
- Arkansas, which started 6-1, received votes on three consecutive weeks by the AP last season, including one vote on Nov. 19, six votes on Nov. 26 and three votes on Dec. 3.

Jimmy Uses Wit

- Jimmy Whitt Jr., is not your typical point guard. Namely, he leads the team with 6.0 rebounds per game and second on the team with five blocked shots while he only dishes out 2.14 assists per game.
- However, he possesses the best quality of a point guard – he rarely turns the ball over. In fact, **he only has 8 turnovers in 241:16 minutes ... 1 every 30 minutes.**
- Ironically, he had a season-high four turnovers in one game – Montana. The fourth of his four turnovers came at 17:44 of the second half.
- After that last turnover versus Montana, Whitt played 158:18 over five games without a turnover. (The final 17:44 vs Montana, 33:46 minutes versus Texas Southern, 35:28 minutes versus South Dakota, 43:47 minutes versus Georgia Tech and the first 27:33 versus Northern Kentucky.)**

Turnover Turnaround

- An area of improvement Coach Musselman identified for this team early in the season is the amount of turnovers it had – 18 each exhibition win and 21 in the season opener versus Rice..
- After the season openers across the nation, Arkansas ranked 280th of 305 DI teams for turnovers and the 21 turnovers tied for the most by an Eric Musselman-coached team.
- Arkansas only committed 10 turnovers vs. North Texas, 13 vs. Montana and 10 vs. Texas Southern, eight versus South Dakota and 12 versus Northern Kentucky** and are down to **94th in the NCAA and 1st in the SEC (12.6).**
- HOWEVER, IF ANYONE CAN RIGHT THE SHIP, IT IS COACH MUSSELMAN:**
 - ^ Nevada went from ranking 200-plus in both assist-to-turnover ratio and turnovers per game in year one to ranking inside the NCAA top 26 each of the last three years.
 - > In year one, Musselman's squad in assist-to-turnover ratio went from:
Year 1: 232nd (0.97) in NCAA >> **Year 2:** 13th (1.45) in NCAA >> **Year 3:** 2nd (1.68) in NCAA
 - > In year one, Musselman's squad in turnovers per game went from:
Year 1: 208th (13.0) in NCAA >> **Year 2:** 26th (11.0) in NCAA >> **Year 3:** 4th (9.6) in NCAA

November to Remember

- For the first time ever, Arkansas played seven games in the month of November. Also, Nov. 5 was the earliest Arkansas has opened a season. The Razorbacks completed the month 7-0.
- Arkansas has played as many as six times in the month on 10 occasions – going 6-0 once.
- Arkansas is 126-40 (.759) all-time in the month of November.
- Eric Musselman is 32-4 (.889) as a collegiate head coach in the month of November.
- Arkansas did not play in the month of November until the 1969-70 season and only played seven total games in the month over the next 10 years.
- Arkansas has played at least once in November dating back to the 1993-94 championship season when they beat Murray State, 93-62, on Nov. 29.

Isaiah Joe On Jerry West Award Watch List

- Arkansas sophomore Isaiah Joe was one of 20 players named to the 2020 Jerry West Shooting Guard of the Year Award watch list, the Naismith Memorial Basketball Hall of Fame announced today.
- FANS CAN VOTE FOR THEIR FAVORITE PLAYER AT:**
<http://www.hoophallawards.com/men/vote.php>
- Joe is coming off a record-setting freshman campaign as he drained 113 3-pointers for the Razorbacks. The Fort Smith native set the school record for 3-pointers made, set the SEC freshman record for 3-pointers made per game (3.32), tied the SEC freshman record for 3-pointers made and ranks fourth in NCAA history for 3-pointers made by a freshman in a season. Joe additionally was just the fourth SEC freshman to lead the league in 3-point field goal percentage for a season (.414). Joe was additionally just one of seven players in the NCAA to make at least 110 3-pointers and shoot at least 41 percent from long range.
- Joe is one of seven SEC players to make the 20-person watch list, joining Anthony Edwards (Georgia), Tyrese Maxey (Kentucky), Skylar Mays (LSU), Brein Tyree (Ole Miss), A.J. Lawson (South Carolina) and Jordan Bowden (Tennessee).

Joe: Just As Valuable on Defense as Offense ... and In Other Areas

- Isaiah Joe is nearly matching his 3-pointers made with his deflections on defense.
- Joe has made **135** career 3-pointers and only needs 18 more to enter the school's all-time top 10.
- Joe has **125** career deflections. Joe also led the team in steals (51) and charges drawn (27) last season.
- When he's not racking up deflections, steals and charges, Joe is just plain solid on defense.

"Everyone talks about Isaiah's offense but, in reality, his man hardly ever scores."

- Arkansas head coach Eric Musselman

• THIS SEASON:

Led the team in assists 3 times • has at 5+ rebounds four times • has 14 steals • team-best 7 charges drawn

Jones Comes Up Clutch Again

- Mason Jones banked home a game-winning 3-pointer with 0.1 seconds left on the clock in overtime to lift Arkansas to a 62-61 win at Georgia Tech.
- Jones has made clutch inside the final seconds on three other occasions – twice to give Arkansas leads and once to secure a win.

^ In game three last year versus Indiana: Jones was fouled when getting a defensive rebound with two seconds left. Jones sank the first free throw to put Arkansas up one (73-72) then missed the second on purpose, forcing Indiana to heave a full-court shot as time expired.

^ On Feb. 2, 2019 at #19 LSU: Arkansas was down one (89-88 with 2:01 left). Neither team scored until Jones sank a runner in the lane with 22 seconds left for a 90-89 Razorback lead. LSU had three chances to score inside the final 22 seconds, but missed them all.

^ On Feb. 5, 2019 vs Vanderbilt: After LSU, Arkansas was in another barn-burner. Keyshawn Embry-Simpson made a 3-pointer with 14 seconds left, putting the Razorbacks up one (67-66). After a turnover by Vandy, Jones was fouled with seven seconds left and he sank both free throws for a 3-point lead (69-66). Vandy missed a long 3-pointer as time expired.

Jones Showing Up on Defense Too

- Did you know Mason Jones:

^ Leads the SEC in both total steals (16) and steals/gm (2.67) Is 19th in the NCAA in steals/gm (2.67).

^ Ranks second on the team in deflections with 30, including 10 vs Montana.

Cylla and Whitt Reach Milestones

- Jeantal Cylla scored seven points versus South Dakota, including a put-back off his own miss with 45 seconds left in the first half, to give the graduate senior an even 1,000 career points.
- Jimmy Whitt Jr., converted an old-fashion, 3-point play to score his 1,000th point versus Northern Kentucky.

Bailey Off to Career Start

- In six games, Bailey has tied or set career highs in five contests.
- Versus Rice, Bailey had a **then career-high** nine rebounds while **tying a then career-high** with three steals.
- Versus North Texas, Bailey **established a career high** with four steals.
- Versus Montana, Bailey had his **first career double-double** with 12 points and **career-high** 11 rebounds.
- Versus Texas Southern, Bailey **tied a career-high** with five blocked shots.
- At Georgia Tech, Bailey **tied a career-high** with three assists.

3-Ball Streak Continues

- **LAST YEAR:** Mason Jones made a 3-pointer at 18:43 of the first half at South Carolina (Feb. 9, 2019) to mark the 1,000th-straight game Arkansas made at least one triple.
- Arkansas fans were getting nervous the streak might end versus Texas Southern. The Razorbacks were 0-of-13 from distance in the first half. However, Isaiah Joe opened the second half with a triple and would make six in the period en route to 29 second-half points - 33 total.
- Arkansas ranks fourth-tied on the NCAA active list of teams that have made at least one 3-pointer.

1. UNLV	1,079 consecutive games (thru 11/30 - Next 12/4)
2. Vanderbilt	1,070 consecutive games (thru 11/30 - Next 12/3)
3. Duke	1,067 consecutive games (thru 11/29 - Next 12/3)
4. ARKANSAS	1,018 CONSECUTIVE GAMES
Western Kentucky	1,018 consecutive games (thru 11/29 - Next 12/3)
- UNLV, Vanderbilt and Princeton have made a 3-pointer in every game since the NCAA adopted the rule in 1986-87. (Princeton has only played 935 games). Kentucky is the only other team to make a 3-pointer in over 1,000 games. However, the Wildcats' streak ended March 2018 at 1,047 games (0-for-6 vs. Davidson in NCAA first round).
- The last game Arkansas did not make a 3-pointer was when the Razorbacks went 0-for-2 at Texas on Jan. 07, 1989.

Non-Conference Road Trips

- (HogStats): This season will be just the second time in the 21st century that the Razorbacks have had 3+ true road non-conference games in the regular season (i.e. excluding NIT games).
- 2019-20 - at Georgia Tech, Western Kentucky and Indiana
- 2014-15 - at SMU, Iowa State and Clemson
- **Arkansas, Oklahoma and Boston College are the only Power 5 teams to play three true non-conference road games this season.**
 - ^** Oklahoma will play its three games consecutively in early December (North Texas, Wichita State and Creighton).

• ABOUT ARKANSAS •

Location.....	Fayetteville, Ark.
Enrollment	27,778
Founded.....	1871
Colors.....	Cardinal (PMS 201) and White
Nickname	Razorbacks
Conference.....	Southeastern (SEC)
System President	Dr. Donald R. Bobbitt (Arkansas, 1980)
Chancellor.....	Dr. Joseph E. Steinmetz (C. Michigan, 1977)
Vice Chancellor / AD.....	Hunter Yurachek (Guilford, 1990)
Faculty Representative	Gerald Jordan (Arkansas, 1970)
Arena (Capacity).....	Bud Walton Arena (19,200)

• HISTORY

First Year of Basketball	1923-24
Seasons	97th
Overall Conference Championships	24 (2 SEC, 22 SWC)
NCAA Tournament Bids.....	33
• NCAA Tournament Record.....	42-32 (.568)
National Championships.....	1 (1994)
National Runner-Up	1 (1995)
NCAA Final Fours.....	6 (1941, 1945, 1978, 1990, 1994, 1995)
NCAA Elite Eight.....	6 (1978, 1979, 1990, 1994, 1995)
NCAA Sweet 16.....	10
NIT Record (App.).....	6-5 (4)

• BASKETBALL STAFF

Head Coach.....	Eric Musselman
• Alma Mater/Year.....	San Diego, 1987
• at Arkansas	7-0 (1st year)
• As Collegiate Head Coach.....	117-34 (.764 - 5th year)
• As Professional Head Coach.....	508-392 (.634 - 14 seasons)
• SEC Record	1st Season
• In Bud Walton Arena.....	1st Season
Assoc HC.....	Chris Crutchfield (Nebraska-Omaha, 1992 • 1st yr)
Asst Coach	Corey Williams (Oklahoma State, 2002 • 1st yr)
Asst Coach	Clay Moser (Wisconsin-La Crosse, 1987 • 1st yr)
Dir. of Ops.....	Anthony Ruta (Arizona State, 2012 • 1st yr)
Special Asst to HC.....	Hays Myers (LSU, 2016 • 1st yr)
Video Coord.....	Riley Hall (Arkansas, 2016 • 4th yr)
Dir. of Recruiting	Michael Musselman (San Diego, 2018 • 1st yr)
Recruiting Coord.....	Patrick Ackerman (Detroit Mercy, 2016 • 1st yr)
Dir. of S-A Devel.....	Earl Boykins (Eastern Michigan, 1998 • 1st yr)
Dir. of Multimedia.....	Martina Wood (North Carolina, 2010 • 1st yr)

Eric Muselman Live

- Once again, there will be 12 Arkansas basketball radio shows at the two Sassy's locations in Fayetteville. The first six will be at Sassy's BBQ & Grille on Steamboat Drive (off Wedington Drive). The last six will be at Sassy's Red House on College Avenue.

SASSY'S BBQ & GRILLE

November 4
November 11
November 18
December 2
December 9
December 16

SASSY'S RED HOUSE

January 6
January 20
January 27
February 3
February 24
March 2



• 2019-20 RECORD BREAKDOWN •
RECORD BREAKDOWN

At Home	6-0
On The Road	1-0
Neutral	0-0
White Uniforms	3-0
White '94 Throwback Uniforms	3-0
Cardinal Uniforms	1-0

GENERAL

When Arkansas controls the tip	5-0
When opponent controls the tip	2-0
When Arkansas scores first	6-0
When opponent scores first	1-0

LEADS AND DEFICITS

Leading at the half - home	6-0
Leading at the half - road/neutral	1-0
Tied at the half - home	0-0
Tied at the half - road/neutral	0-0
Trailing at the half - home	0-0
Trailing at the half - road/neutral	0-0
Games decided by 5 points or fewer	1-0
Games decided by 10 points or fewer	2-0
Leading with 5:00 left in regulation	7-0
Leading with 2:00 left in regulation	7-0
Overtime games	1-0

OFFENSE

Scoring less than 70 points	4-0
Scoring 70-79 points	1-0
Scoring 80-89 points	1-0
Scoring 90-99 points	1-0
Scoring 100+ points	0-0
2 Players Or Less in Double Figures	1-0
3 Players in Double Figures	6-0
4 Players in Double Figures	0-0
5 Players in Double Figures	0-0
6 Players in Double Figures	0-0
1 Player Scores 20+ Points	4-0
2+ Players Score 20+ Points	1-0
When shooting 50 percent or higher	1-0
When shooting less than 50 percent	6-0

REBOUNDING/TURNOVERS

When out-rebounding opponent	3-0
When out-rebounded	4-0
When rebounds are even	0-0
When grabbing 10+ offensive reb	3-0
When forcing 15+ turnovers	5-0
When committing less than 15 turnovers	6-0
When committing 15+ turnovers	1-0

When Top Scorer Is (Includes Ties)

Mason Jones	Season: 4-0	Career: 11-3
Isaiah Joe	Season: 2-0	Career: 4-4
Jalen Harris	Season: 0-0	Career: 1-1
Desi Sills	Season: 0-0	Career: 0-1
Jimmy Whitt Jr.	Season: 2-0	Career: 7-7
Jeantal Cylla	Season: 0-0	Career: 3-8

When Top Rebounder Is (Includes Ties)

Mason Jones	Season: 2-0	Career: 4-2
Reggie Chaney	Season: 1-0	Career: 3-0
Adrio Bailey	Season: 2-0	Career: 4-1
Jimmy Whitt Jr.	Season: 2-0	Career: 8-9
Jeantal Cylla	Season: 0-0	Career: 0-4
Desi Sills	Season: 1-0	Career: 1-0
Isaiah Joe	Season: 1-0	Career: 1-0

Months

In November	7-0
In December	0-0
In January	0-0
In February	0-0
In March	0-0

STATS BY HALF - OPPONENTS

							* 2nd half does not include OT						
-- 1ST HALF --							-- 2nd HALF --						
	PTS	FG	3PT				PTS	FG	3PT				
Rice	19	8-25/.320	2-13/.154	24	8-31/.258	0-12/.000							
NTX	16	7-26/.269	0-9/.000	27	10-25/.400	2-8/.250							
MONT	18	8-31/.258	0-6/.000	28	10-25/.400	2-10/.200							
TXSOU	24	9-30/.300	1-7/.143	27	10-25/.400	1-4/.250							
S DAK	24	10-30/.333	1-6/.167	32	12/25/.480	2-6/.333							
@GT	30	10-21/.476	2-9/.222	29	11-27/.407	0-2/.000							
NKU	28	12-26/.385	5-13/.385	32	10-25/.400	3-11/.273							

STATS BY HALF - ARKANSAS

							* 2nd half does not include OT						
-- 1ST HALF --							-- 2nd HALF --						
	PTS	FG	3PT				PTS	FG	3PT				
Rice	39	16-33/.485	4-12/.333	52	21-34/.620	6-13/.462							
NTX	28	11-23/.478	3-10/.300	38	9-22/.409	3-12/.250							
MONT	31	10-28/.357	3-13/.231	33	10-26/.385	1-7/.143							
TXSOU	37	15-34/.441	0-13/.000	45	16-37/.432	6-13/.462							
S DAK	39	15-35/.429	4-14/.286	38	16-31/.516	0-6/.000							
@GT	30	12-31/.387	5-15/.333	26	9-23/.391	1-7/.143							
NKU	33	14-31/.452	2-10/.200	33	9-24/.375	1-8/.125							

Bell Joins Team As Walkon

• Prior to the Northern Kentucky game (Nov. 30), University of Arkansas head men's basketball coach Eric Musselman announced that former Razorback football defensive lineman Jamario Bell joined the men's basketball team as a walk-on.

• Not only was Bell a highly recruited football player at Junction City (Ark.) HS, he was a highly touted basketball player. Bell was named to the **2015 USA TODAY All-Arkansas** second team with the likes of Malik Monk (Kentucky), KeVaughn Allen (Florida), Mitchell Smith (Missouri) and Javon Franklin (Auburn) making the 10-member team. Bell was a two-time All-State selection, led Junction City to the 2A state championship game twice and was named to the 2015 2A All-State Tournament team. Bell also helped the Dragons to the state semifinals as a sophomore.

• Bell played on the AAU circuit with the Arkansas Wings.

ARKANSAS FOOTBALL CAREER

• Bell came to Arkansas as a wide receiver ... Moved from defensive end, to tight end, to linebacker and back to defensive end during his career ... Finished with 37 tackles in two seasons, including 6.5 TFL, and had 4.5 sacks - all in 2019.

2019 (SENIOR): Played in 10 games at defensive end and started the final game versus Missouri ... Finished with 17 tackles and ranked second on the team with 4.5 sacks.

2018 (JUNIOR): Played in 11 of 12 games during his junior season with the Razorbacks ... Recorded 20 tackles, 11 solo.

2017 (SOPHOMORE): Missed the first 10 weeks of the season due to a foot injury sustained during fall camp ... Saw action on special teams in the last two games.

2016 (REDSHIRT FRESHMAN): Moved from tight end to linebacker during 2017 spring workouts ... Did not see any game action.

2015 (FRESHMAN): Transitioned from defensive line to tight end during 2016 spring workouts ... Redshirted during initial year with the program.

HIGH SCHOOL: A consensus four-star prospect ... Named to the Associated Press Arkansas Super Team at defensive end in 2014 ... Helped lead Junction City to the Arkansas class 2A state championship in 2014.

OTHER: Won the 2015 2A state championships in the shot put and discus ... Placed third in both events as a junior.

RECORD WATCH
Arkansas Career - 3's Made

1.	366	Pat Bradley	1996-99
2.	274	Rotnei Clarke	2009-11
3.	267	Scotty Thurman	1993-95
4.	237	Anthlon Bell	2013-16
5.	226	Todd Day	1989-92
6.	218	Lee Mayberry	1989-92
7.	168	Jannero Pargo	2001-02
8.	160	Eric Ferguson	2003-06
9.	155	Dusty Hannahs	2016-17
10.	153	Jonathon Modica	2003-06

--	135	ISAIAH JOE	2019-PRES.
--	85	MASON JONES	2019-PRES.

Arkansas Career - 3's Attempted

1.	915	Pat Bradley	1996-99
2.	653	Rotnei Clarke	2009-11
3.	642	Anthlon Bell	2013-16
4.	618	Scotty Thurman	1993-95
5.	588	Todd Day	1989-92
6.	514	Lee Mayberry	1989-92
7.	480	Eric Ferguson	2003-06
8.	452	Stef Welsh	2007-10
9.	431	Brandon Dean	1999-02
10.	427	Jonathon Modica	2003-06

--	338	ISAIAH JOE	2019-PRES.
--	238	MASON JONES	2019-PRES.

Arkansas Career 3's Made SEC GAMES ONLY

1.	366	Pat Bradley	1996-99
2.	274	Rotnei Clarke	2009-11
3.	267	Scotty Thurman	1993-95
4.	237	Anthlon Bell	2013-16
5.	226	Todd Day	1989-92
6.	218	Lee Mayberry	1989-92
7.	168	Jannero Pargo	2001-02
8.	160	Eric Ferguson	2003-06
9.	155	Dusty Hannahs	2016-17
10.	153	Jonathon Modica	2003-06

--	60	ISAIAH JOE	2019-PRES.
----	----	------------	------------

Arkansas Career 3's Att. SEC GAMES ONLY

1.	429	Pat Bradley	1996-99
2.	336	Rotnei Clarke	2009-11
3.	326	Anthlon Bell	2013-16
4.	303	Scotty Thurman	1993-95
5.	266	Eric Ferguson	2003-06
6.	263	Jonathon Modica	2003-06
7.	223	Brandon Dean	1999-02
8.	221	Jannero Pargo	2001-02
9.	217	Stef Welsh	2007-10
10.	210	Dusty Hannahs	2016-17

--	141	ISAIAH JOE	2019-PRES.
----	-----	------------	------------



Hogs Sign Davonte Davis

- Arkansas head coach Eric Musselman announced on Nov. 19 that Davonte Davis, a four-star recruit from Jacksonville, signed a National Letter of Intent with the Razorbacks.
- Davis (6-4, 175) is rated 80th on the ESPN Top 100 while ESPN has him the 18th-best shooting guard, the 18th-best player in the region and the second-best player in the state of Arkansas.
- "Our coaching staff is so excited to announce the signing of Davonte "Devo" Davis," Musselman said. "Devo will bring tremendous toughness and versatility to our Arkansas Razorbacks team. We love Devo's ability to be both a playmaker and a scorer at all three levels. He is an elite free throw attempt player and does a great job finishing through contact. From a defensive perspective, Devo will add a long, athletic defender that can guard multiple positions. He is an exhilarating, exciting point guard that Hog fans will love to watch and teammates will love to play with him."
- In other recruiting services, Davis is 100th on the 247Sports Composite and 16th among point guards. Rivals has him ranked 128th nationally and 29th at his position while 247Sports puts him 139th nationally and 21st among point guards. He is also #3 in the state by 247Sports.
- Davis was named to the 2019 USA TODAY All-Arkansas first team as a junior as he averaged 18.5 points, 5.3 rebounds and six assists per game. He played for Woodz Elite in the Nike EYBL.
- He is a three-time Arkansas Activities Association All-State selection, making the 2019 5A team with Jacksonville HS and the 2A teams in 2017 and 2018 while playing at Jacksonville Lighthouse.
- As a sophomore, Davis averaged 18.4 points, 8 assists, 7 rebounds and 2 steals. As a freshman, Davis averaged 16 points and seven rebounds in leading Lighthouse to conference and regional championships as well as the Class 2A state semifinal.



Austria

Anton Beard UBSC Graz

Canada

Olu Famutimi Guelph

Marvell Waithe London

Chile

Rashad Madden CD Valdivia

China

Courtney Fortson Guangsha L.

Sonny Weems Guangdong ST

ECBL (USA)

Kareem Reed Rowan County

Finland

Dustin Thomas Ura Basket

G League (USA)

Dusty Hannahs Memphis

Germany

Marshawn Powell Hamburg

Greece

Moses Kingsley Peristeri GS

Hungary

Alandise Harris ZTE KK

Anthlon Bell Nidaros Jets

Italy

Jaylen Barford Pesaro

Charles Thomas Basket RAV

Kazakhstan

Coty Clarke Astana

Latvia

Jabril Durham Vostak 65

Philippines

Michael Qualls North Port

Saudi Arabia

Arlando Cook Abha

Slovakia

Delvon Johnson Prievidza

South Korea

JaCorey Williams Mobis Phoebus

Turkey

Darian Townes Samsun

Nolan Richardson Court

- Last March, the University of Arkansas System Board of Trustees unanimously approved a resolution to name the court at Bud Walton Arena for Hall of Fame coach Nolan Richardson.
- The University unveiled Nolan Richardson Court at Bud Walton Arena on October 20 prior to exhibition game with Little Rock. Arkansas won the game 79-64 on the newly-named court.
- Richardson was 389-169 in 17 seasons as Arkansas head coach and set a school record for wins. Among his many honors are NABC and Naismith Coach of the Year (1994), USBWA Most Courageous Award (1995), University of Arkansas Sports Hall of Honor (1996), Arkansas Sports Hall of Fame (1998), College Basketball Hall of Fame (2008) and the Naismith Memorial Basketball Hall of Fame (2014). He was honored with a banner in the rafters of Bud Walton Arena in 2015.
- He led the Razorbacks to 13 NCAA Tournament appearances including six Sweet 16's (1990, 1991, 1993, 1994, 1995, 1996), four Elite Eights (1990, 1991, 1994, 1995), three Final Fours (1990, 1994, 1995) a national runner-up finish (1995) and the 1994 NCAA Championship.
- In Richardson's 22 combined years as a head coach at the collegiate level – at Western Texas Junior College, the University of Tulsa and the University of Arkansas – he compiled a record of 508-206 (.711) and became the only head coach in college basketball history to win a National Junior College Championship, NIT Championship and NCAA Championship.



Overall:	117-34
- At Arkansas	7-0
Home:	64-5
Away:	35-19
Neutral:	18-10
Conference Games:	54-18
- At Arkansas	0-0
Home:	31-5
Away:	23-13
Against Ranked Teams:	1-3
- At Arkansas	0-0
Home:	0-0
Away:	0-1
Neutral:	1-2
Record by Month:	
November:	32-4
December:	21-7
January:	24-6
February:	23-6
March:	16-11
April:	1-0
When Leading at Halftime:	90-4
at Arkansas	7-0
When Trailing at Halftime:	25-29
at Arkansas	0-0
When Tied at Halftime:	2-1
at Arkansas	0-0
Out-Rebounding Opp:	73-10
at Arkansas	3-0
Being Out-Rebounded:	37-22
at Arkansas	4-0
Rebounds Are Even:	7-1
at Arkansas	0-0
When Scoring First:	72-16
at Arkansas	6-0
When Opponent Scores First:	45-18
at Arkansas	1-0
One-Possession Games:	16-8
at Arkansas	1-0
Overtime Games:	7-3
at Arkansas	1-0
Games Decided by 1-5 Pts or Less:	25-14
at Arkansas	1-0
Games Decided by 6-10 Pts:	26-8
at Arkansas	1-0
Games Decided by 11-19 Pts:	34-8
at Arkansas	1-0
Games Decided by 20-plus Pts:	32-4
at Arkansas	4-0
Shooting 50 percent or Better:	39-1
at Arkansas	1-0
Shooting Pct. Better Than Opp:	95-5
at Arkansas	6-0
Shooting Pct. Worse Than Opp:	21-28
at Arkansas	1-0
Shooting Pct. Same as Opp:	1-1
at Arkansas	0-0
Out-Scoring Opp Bench:	56-1
at Arkansas	3-0
Out-Scored By Opp Bench:	57-24
at Arkansas	4-0
Bench Scoring Even:	4-0
at Arkansas	0-0

MUSSELMAN VERSUS CONFERENCES

American Athletic	2-0	CAA	1-0	Ohio Valley	2-1
American East	1-0	C-USA	2-0	Pac-12	5-1
ACC	1-0	Horizon League	2-0	Patriot League	0-0
Atlantic Sun	0-0	Ind./Non D1	2-0/2-0	SEC	0-1
Atlantic 10	3-0	Ivy League	0-0	SoCon	0-0
Big East	0-0	MAAC	1-1	Southland	0-0
Big Sky	6-0	Mid-American	1-0	SWAC	1-0
Big South	2-0	MEAC	0-0	Summit League	2-0
Big Ten	0-0	Missouri Valley	5-2	Sun Belt	2-0
Big 12	1-3	Mountain West	60-21	WCC	8-2
Big West	5-2	Northeast	0-0	WAC	2-0

Scoring Below 50 Points:	0-0
- At Arkansas	0-0
Home:	0-0
Away:	0-0
Neutral:	0-0
Scoring 50-59 Points:	0-8
- At Arkansas	0-0
Home:	0-1
Away:	0-5
Neutral:	0-2
Scoring 60-69 Points:	11-11
- At Arkansas	3-0
Home:	6-2
Away:	2-6
Neutral:	3-3
Scoring 70-79 Points:	37-11
- At Arkansas	0-0
Home:	20-2
Away:	12-6
Neutral:	5-3
Scoring 80-89 Points:	43-2
- At Arkansas	1-0
Home:	24-0
Away:	12-1
Neutral:	7-1
Scoring 90-99 Points:	16-1
- At Arkansas	1-0
Home:	9-0
Away:	6-1
Neutral:	1-0
Scoring 100 or More Points:	8-1
- At Arkansas	0-0
Home:	5-0
Away:	2-1
Neutral:	1-0

Opponent Scores Below 50 Points:	4-0
- At Arkansas	2-0
Home:	3-0
Away:	1-0
Neutral:	0-0
Opponent Scores 50-59 Points:	19-1
- At Arkansas	1-0
Home:	12-1
Away:	6-0
Neutral:	1-0
Opponent Scores 60-69 Points:	45-6
- At Arkansas	2-0
Home:	26-0
Away:	11-2
Neutral:	8-4
Opponent Scores 70-79 Points:	32-12
- At Arkansas	0-0
Home:	17-2
Away:	10-8
Neutral:	5-2
Opponent Scores 80-89 Points:	13-10
- At Arkansas	0-0
Home:	5-2
Away:	5-7
Neutral:	3-1
Opponent Scores 90-99 Points:	1-3
- At Arkansas	0-0
Home:	1-2
Away:	0-0
Neutral:	0-1
Opponent Scores 100 or More Points:	1-2
- At Arkansas	0-0
Home:	0-0
Away:	1-2
Neutral:	0-0

MUSSELMAN VERSUS ALL OPPONENTS

Opponent	Overall	at Nevada	at Arkansas	Last Meeting
Air Force	7-0	7-0	0-0	03/05/19
Akron	1-0	1-0	0-0	12/22/18
Alabama	• First Meeting •			
Arizona State	1-0	1-0	0-0	12/07/18
Arkansas-Little Rock	1-0	1-0	0-0	11/16/18
Auburn	• First Meeting •			
Boise State	7-2	7-2	0-0	02/02/19
Bradley	1-0	1-0	0-0	12/03/16
Buffalo	1-0	1-0	0-0	11/25/16
BYU	1-0	1-0	0-0	11/06/18
Cal State Fullerton	0-1	0-1	0-0	11/28/15
California Baptist	1-0	1-0	0-0	11/19/18
Cincinnati	1-0	1-0	0-0	03/18/18
Coastal Carolina	1-0	1-0	0-0	11/13/15
Colorado State	7-1	7-1	0-0	02/02/19
Davidson	1-0	1-0	0-0	11/21/17
Drake	1-0	1-0	0-0	12/12/15
Eastern Washington	1-0	1-0	0-0	03/21/16
Florida	0-1	0-1	0-0	03/21/19
Fresno Pacific	1-0	1-0	0-0	12/09/15
Fresno State	6-3	6-3	0-0	02/23/19
Georgia	• First Meeting •			
Georgia Tech	1-0	0-0	1-0	11/25/19
Grand Canyon	1-0	1-0	0-0	12/09/18
Hawai'i	1-1	1-1	0-0	11/24/17
Holy Names	1-0	1-0	0-0	11/30/15
Idaho	1-0	1-0	0-0	11/10/17
Illinois State	1-0	1-0	0-0	11/29/17
Indiana	• First Meeting •			
Iona	1-1	1-1	0-0	11/26/16
Iowa State	0-1	0-1	0-0	03/16/17
Kentucky	• First Meeting •			
LSU	• First Meeting •			
Loyola-Chicago	1-1	1-1	0-0	11/28/18
Loyola Marymount	1-0	1-0	0-0	11/14/16
Ole Miss	• First Meeting •			
Mississippi State	• First Meeting •			
Missouri	• First Meeting •			
Montana	2-0	1-0	1-0	11/16/19
Montana State	1-0	1-0	0-0	11/15/15
Morehead State	2-1	2-1	0-0	04/01/16

Opponent	Overall	at Nevada	at Arkansas	Last Meeting
New Mexico	5-3	5-3	0-0	02/09/19
North Texas	1-0	0-0	1-0	11/12/19
Northern Kentucky	1-0	0-0	1-0	11/30/19
Oakland	1-0	1-0	0-0	11/23/16
Oregon State	1-1	1-1	0-0	11/18/16
Pacific	4-0	4-0	0-0	11/09/18
Portland State	1-0	1-0	0-0	11/25/15
Radford	1-0	1-0	0-0	12/17/17
Rhode Island	1-0	1-0	0-0	11/13/17
Rice	1-0	0-0	1-0	11/05/19
Saint Mary's	0-1	0-1	0-0	11/11/16
San Diego State	3-7	3-7	0-0	03/0/19
San Francisco	0-1	0-1	0-0	12/23/17
San Jose State	6-0	6-0	0-0	01/09/19
Santa Clara	2-0	2-0	0-0	11/15/17
South Carolina	• First Meeting •			
South Dakota	1-0	0-0	1-0	11/22/19
South Dakota State	1-0	1-0	0-0	12/15/18
Southern Cal	1-0	1-0	0-0	12/01/18
Southern Illinois	1-0	1-0	0-0	12/22/17
Tennessee	• First Meeting •			
Texas	1-0	1-0	0-0	03/16/18
Texas A&M	• First Meeting •			
TCU	0-1	0-1	0-0	12/08/17
Texas Southern	1-0	0-0	1-0	11/19/19
Texas Tech	0-1	0-1	0-0	12/05/17
Towson	1-0	1-0	0-0	12/21/16
Tulsa	1-0	1-0	0-0	11/22/18
UC Davis	1-0	1-0	0-0	12/19/17
UC Irvine	2-0	2-0	0-0	12/02/17
UC Santa Barbara	1-0	1-0	0-0	12/22/16
UMass	1-0	1-0	0-0	11/23/18
UNLV	7-2	7-2	0-0	02/27/19
Utah	1-0	1-0	0-0	12/29/18
Utah State	7-2	7-2	0-0	03/02/19
Valparaiso	• First Meeting •			
Vermont	1-0	1-0	0-0	03/23/16
Washington	1-0	1-0	0-0	12/11/16
Wichita State	0-1	0-1	0-0	12/22/15
Wyoming	5-1	5-1	0-0	02/16/19
Totals	110-34	110-34	0-0	



BEST WINNING PERCENTAGE among active NCAA Division I head coaches (min 4 yrs)

(www.stats.NCAA.org/head_coaches • Thru Dec. 1, 2019)

1	Mark Few, Gonzaga	.824	576-123	21st yr
2	Roy Williams, North Carolina	.789	877-235	32nd yr
3	ERIC MUSSELMAN, ARKANSAS	.775	117-34	5th yr
4	John Calipari, Kentucky	.773	714-210	28th yr
5	Mike Krzyzewski, Duke	.768	1139-345	45th yr
6	Bill Self, Kansas	.764	686-212	27th yr
7	Rick Croy, Cal Baptist (2nd in DI)	.759	151-48	7th yr
8	Chris Jans, New Mexico State	.755	83-27	4th yr
9	Sean Miller, Arizona	.742	392-136	16th yr
10	Chris Beard, Texas Tech	.738	177-63	8th yr

- Named General Manager of CBA's Rapid City Thrillers at age of 22. The next year, became head coach of the Thrillers at he age of 23, the youngest coach in CBA history.
- From 1990-1997, had 24 players called up to the NBA, the highest number in the league during that span ... The only person in CBA history to coach in five league All-Star Games (1990, 1992, 1993, 1994, 1997)
- The first coach in professional basketball history to win 100 games by the age of 28.
- At the age of 37, named head coach of the Golden State Warriors ... He and his father, Bill, were first father-son combination to both become head coaches in NBA history.
- In 2003, was runner-up to San Antonio's Gregg Popovich for NBA Coach of the Year Award voting (231 points, including 26 first-place votes).
- Only needed 130 games to win his 100th game as a collegiate head coach.

INDIVIDUAL GAME HIGHS:

Most Points:

at Nevada:	45	Jordan Caroline at New Mexico 01/07/17
	40	Jordan Caroline at Colorado St 02/06/19
	37	D.J. Fenner v UNLV 02/08/17
	34	Marqueze Coleman at Hawai'i 11/16/15
	33	Caleb Martin at Utah 12/29/18
	32	Marcus Marshall at Wyoming 01/14/17
	32	Marcus Marshall at Washington 12/11/16
	32	Tyron Criswell v E. Washington 03/21/16
	31	4x
	30	4x
at Arkansas:	32	Mason Jones vs Rice 11/05/19
	33	Isaiah Joe vs Texas Southern 11/19/19
	24	Jimmy Whitt Jr. vs Northern Ky 11/30/19
	24	Mason Jones at Georgia Tech 11/25/19
	24	Jimmy Whitt Jr. vs South Dakota 11/22/19
	24	Isaiah Joe vs Rice 11/05/19

SEC Game

SEC Tourney

NCAA Tourney

Bud Walton: 32 Mason Jones vs Rice 11/05/19

Road Game: 24 Mason Jones at Georgia Tech 11/25/19

Neutral Site

Ranked Opp

Frosh: --

Soph: 33 Isaiah Joe vs Texas Southern 11/19/19

Junior: 32 Mason Jones vs Rice 11/05/19

Senior: 24 Jimmy Whitt Jr. (2x) last vs Northern Ky 11/30/19

Season Opener: 32 Mason Jones vs Rice 11/05/19

SEC Opener

Most Field Goals Made:

at Nevada:	17	Jordan Caroline at New Mexico 01/07/17
	13	Cody Martin v Utah State 02/17/18
	12	Jordan Caroline at UNLV 02/25/17
	12	Cameron Oliver v E. Washington 03/21/16
	12	D.J. Fenner v UNLV 02/08/17
at Arkansas:	12	Mason Jones vs Rice 11/05/19
	11	Jimmy Whitt Jr. vs South Dakota 11/19/19
	10	Isaiah Joe vs Rice 11/05/19

Most 3-Pointers Made:

at Nevada:	8	Marcus Marshall at UNLV 02/25/17
	7	6x
at Arkansas:	6	Isaiah Joe vs Texas Southern 11/19/19

Most Free Throws Made:

at Nevada:	15	Marcus Marshall v Boise State 02/22/17
	15	Marqueze Coleman v UNLV 01/23/16
	15	Marqueze Coleman at Hawai'i 11/16/15
	14	Jordan Caroline v Rhode Island 11/13/17
	14	Marcus Marshall at Wyoming 01/14/17
at Arkansas:	9	Isaiah Joe vs Texas Southern 11/19/19
	9	Mason Jones vs North Texas 11/12/19
	8	Mason Jones vs Montana 11/16/19

Most Rebounds:

at Nevada:	24	Cameron Oliver v Fresno State 02/1/16
	21	Cameron Oliver at UNLV 02/20/16
	17	Cameron Oliver v Colorado State 03/04/17
	16	Jordan Caroline v Wyoming 01/03/18
	16	Jordan Caroline at Fresno St 01/12/19
	16	Jordan Caroline v BYU 11/06/18
	16	Cameron Oliver at Wyoming 01/14/17
	16	Tyron Criswell v Utah State 02/24/16
	16	AJ West at Pacific 11/21/15
at Arkansas:	11	Reggie Chaney vs Northern Ky 11/30/19
	11	Adrio Bailey vs Montana 11/16/19
	10	Jimmy Whitt Jr. vs TX Southern 11/19/19
	9	Isaiah Joe at Georgia Tech 11/25/19
	9	Adrio Bailey vs Rice 11/05/19

SEC Game

SEC Tourney

NCAA Tourney

Bud Walton: 9 Adrio Bailey vs Rice 11/05/19

Road Game: 9 Isaiah Joe at Georgia Tech 11/25/19

Neutral Site

Ranked Opp

Frosh: -

Soph: 11 Reggie Chaney vs Northern Kentucky 11/30/19

Junior: 7 Mason Jones (2x)

Senior 11 Adrio Bailey vs Montana 11/16/19

Season Opener: 9 Adrio Bailey vs Rice 11/05/19

SEC Opener

Most OFFENSIVE Rebounds:

at Nevada:	11	AJ West at Pacific 11/21/15
	8	Cameron Oliver v Fresno State 02/1/16
at Arkansas:	5	Adrio Bailey vs Montana 11/16/19

Most DEFENSIVE Rebounds:

at Nevada:	16	Cameron Oliver v Fresno State 02/1/16
	14	Cameron Oliver v Colorado State 03/04/17
	14	Cameron Oliver at Wyoming 01/14/17
	13	Cameron Oliver v Colorado State 03/11/17
	13	Cameron Oliver at Air Force 02/15/17
at Arkansas:	9	Reggie Chaney vs Northern Ky 11/30/19
	9	Isaiah Joe at Georgia Tech 11/25/19
	8	Jimmy Whitt Jr. vs TX Southern 11/19/19
	7	Adrio Bailey vs Rice 11/05/19

Most Assists:

at Nevada:	11	Cody Martin v BYU 11/06/18
	11	Cody Martin v Colorado State 02/25/18
	11	Marqueze Coleman v Holy Names 11/30/15
	10	Cody Martin v Little Rock 11/16/18
	10	Cody Martin v Pacific 11/09/18
	10	Marcus Marshall v Colorado State 03/04/17
at Arkansas:	7	Isaiah Joe vs Rice 11/05/19

SEC Game

SEC Tourney

NCAA Tourney

Bud Walton: 7 Isaiah Joe vs Rice 11/05/19

Road Game: 4 Desi Sills at Georgia Tech 11/25/19

Neutral Site

Ranked Opp

Frosh: -

Soph: 7 Isaiah Joe vs Rice 11/05/19

Junior: 5 Jalen Harris (2x) last vs Northern Ky 11/25/19

Senior: 5 Jimmy Whitt Jr. vs Rice 11/05/19

Season Opener: 7 Isaiah Joe vs Rice 11/05/19

SEC Opener

Most Steals:

at Nevada:	5	Caleb Martin v California Baptist 11/19/18
	5	Jordan Caroline at San Diego St 02/12/17
	5	Marqueze Coleman at New Mexico 12/30/15
	4	17 times
at Arkansas:	5	Mason Jones at Georgia Tech 11/25/19
	5	Isaiah Joe vs Texas Southern 11/19/19
	5	Mason Jones vs Rice 11/05/19
	4	4x

SEC Game

SEC Tourney

NCAA Tourney

Bud Walton: 5 Mason Jones vs Rice 11/05/19

Road Game: 5 Mason Jones at Georgia Tech 11/25/19

Neutral Site

Ranked Opp

Frosh: -

Soph: 5 Isaiah Joe vs Texas Southern 11/19/19

Junior: 5 Mason Jones (2x)

Senior: 4 Adrio Bailey vs North Texas 11/12/19

Season Opener: 5 Mason Jones vs Rice 11/05/19

SEC Opener

Most Blocked Shots:

at Nevada:	6	Cameron Oliver v Morehead State 04/01/16
	5	7x
at Arkansas:	5	Adrio Bailey vs Texas Southern 11/19/19
	3	Reggie Chaney vs South Dakota 11/22/19
	2	Mason Jones vs Texas Southern 11/19/19

SEC Game

SEC Tourney

NCAA Tourney

Bud Walton: 1 by several

Road Game: 2 Jimmy Whitt Jr. at Georgia Tech 11/25/19

Neutral Site

Ranked Opp

Frosh: -

Soph: 3 Reggie Chaney vs South Dakota 11/22/19

Junior: 2 Mason Jones vs Texas Southern 11/19/19

Senior: 5 Adrio Bailey vs Texas Southern 11/19/19

Season Opener: 1 by 5 players

SEC Opener



2019-20 SEC STANDINGS

THRU SUN - Dec. 1, 2019



	SEC	PCT.	HOME	AWAY	OVERALL	PCT.	HOME	ROAD	NEUTRAL	STRK
Arkansas	-	-	-	-	7-0	1.000	6-0	1-0	0-0	W7
Auburn	-	-	-	-	7-0	1.000	3-0	1-0	3-0	W7
Kentucky	-	-	-	-	6-1	.857	5-1	0-0	1-0	W4
Mississippi State	-	-	-	-	6-1	.857	4-0	1-0	1-1	W1
Tennessee	-	-	-	-	6-1	.584	4-0	0-0	2-1	W1
Florida	-	-	-	-	6-2	.750	3-1	0-1	3-0	W4
Georgia	-	-	-	-	5-2	.714	4-0	0-0	1-2	W1
LSU	-	-	-	-	5-2	.714	4-0	0-1	0-1	W2
Ole Miss	-	-	-	-	5-2	.714	4-0	0-1	1-1	L1
Vanderbilt	-	-	-	-	5-2	.714	5-1	0-1	0-0	L1
South Carolina	-	-	-	-	5-3	.625	5-1	0-0	0-2	W1
Missouri	-	-	-	-	4-3	.571	4-0	0-1	0-2	L2
Alabama	-	-	-	-	3-4	.429	2-1	0-1	1-2	W1
Texas A&M	-	-	-	-	3-4	.429	3-1	0-0	0-3	L3

AP (Dec. 2)

1	Louisville (48)	1,599	7-0
2	Kansas (3)	1,497	6-1
3	Maryland	1,446	8-0
4	Michigan (9)	1,429	7-0
5	Virginia (5)	1,424	7-0
6	Ohio State	1,244	7-0
7	North Carolina	1,162	6-1
8	KENTUCKY	1,096	6-1
9	Gonzaga	1,095	8-1
10	Duke	1,083	7-1
11	Michigan State	964	5-2
12	Arizona	875	9-0
13	Oregon	785	6-2
14	AUBURN	698	7-0
15	Memphis	652	6-1
16	Seton Hall	629	6-2
17	Florida State	562	7-1
18	Baylor	266	5-1
19	Dayton	386	5-1
20	Colorado	371	6-0
21	TENNESSEE	331	6-1
22	Washington	222	5-1
23	Villanova	192	5-2
24	Butler	165	7-0
25	Utah State	112	7-1

RECEIVING VOTES: **FLORIDA 111**, Xavier 91, San Diego State 89, Saint Mary's 86, Oklahoma State 85, Texas Tech 43, West Virginia 28, Purdue 24, DePaul 18, **ARKANSAS 17**, **INDIANA 13**, Penn State 9, Stephen F. Austin 7, Oklahoma 6, Liberty 5, Notre Dame 2, Richmond 2, Virginia Commonwealth 2, SMU 1, Delaware 1.

COACHES (Dec. 2)

1	Louisville	7-0	790
2	Virginia	7-0	720
3	Kansas	6-1	719
4	Maryland	8-0	693
5	Michigan	7-0	647
6	Ohio St.	7-0	641
7	North Carolina	6-1	567
8	Duke	7-1	548
9	Gonzaga	8-1	513
10	KENTUCKY	6-1	507
11	Arizona	9-0	484
12	Michigan St	5-2	481
13	AUBURN	7-0	395
14	Oregon	6-2	312
15	Seton Hall	6-2	285
16	Baylor	5-1	269
17	Dayton	5-1	258
18	Memphis	6-1	231
19	Florida State	7-1	207
20	TENNESSEE	6-1	198
21	Colorado	6-0	149
22	Villanova	5-2	143
23	Washington	5-1	126
24	Butler	7-0	79
25	Oklahoma State	7-0	68

RECEIVING VOTES: Utah St. 62; **FLORIDA 60**; Xavier 59; Texas Tech 30; St. Mary's 26; VCU 23; San Diego St. 19; Purdue 17; Oklahoma 16; West Virginia 12; DePaul 12; Kansas State 10; **ARKANSAS 8**; Wichita St. 4; Texas 3; **INDIANA 3**; Stanford 2; Penn St. 2; Tulane 1; Stephen F. Austin 1.

ARKANSAS IN THE RANKINGS

WEEK	AP	COACH	NET
Preseason	--	--	N/A
Nov. 11	RV/11	N/A	N/A
Nov. 18	RV/3	RV/9	N/A
Nov. 25	RV/13	RV/12	N/A
Dec. 2	RV/17	RV/8	N/A
Dec. 9			
Dec. 16			
Dec. 23			
Dec. 30			
Jan. 6			
Jan. 13			
Jan. 20			
Jan. 27			
Feb. 3			
Feb. 10			
Feb. 17			
Feb. 24			
Mar. 2			
Mar. 9			
Mar. 16			
FINAL			

The last time Arkansas was ranked in the AP Poll...

Top 25:	#22	01/01/18
Top 15:	#15	11/14/00
Top 10:	#6	1995 Final Poll
Top 5:	#5	03/07/95
No. 1:	#1	'94-95 Preseason

Tuesday, December 3	TV	(ET)
Butler at Ole Miss	SEC	6:00 p.m.
AUSTIN PEAY AT ARKANSAS	SECN+	7:00 P.M.
Charleston Southern at Missouri	SECN+	7:00 p.m.
Buffalo at Vanderbilt	SECN+	7:00 p.m.
New Orleans at LSU	SEC	7:00 p.m.

Wednesday, December 4

North Carolina Central at Georgia	SECN+	6:00 p.m.
South Carolina at UMass	CBS Sports	6:00 p.m.
Florida A&M at Tennessee	SEC	6:00 p.m.

Thursday, December 5

La Tech at Mississippi State	SECN+	7:00 p.m.
Furman at Auburn	SEC	8:00 p.m.

Friday, December 6

Stephen F. Austin at Alabama	SECN+	7:00 p.m.
------------------------------	-------	-----------

Saturday, December 7

Florida at Butler	FOX	11:00 a.m.
CSU Bakersfield at Ole Miss	SECN+	1:00 p.m.
Fairleigh Dickinson at Kentucky	SEC	3:00 p.m.
Missouri at Temple	ESPNU	5:30 p.m.
ARKANSAS AT WESTERN KY	CBS SPORTS	6:30 P.M.

Sunday, December 8

Houston at South Carolina	ESPNU	11:00 a.m.
Texas A&M vs. Texas	ABC	2:00 p.m.
Northwestern St. at LSU	SEC	3:00 p.m.

Saturday, December 14

Mississippi State vs. Kansas St.	ESPNU	10:30 a.m.
TULSA AT ARKANSAS	ESPNU	12:30 P.M.
Alabama at Penn St.	Big Ten	1:00 p.m.
Middle Tennessee at Ole Miss	SEC	2:00 p.m.
Memphis at Tennessee	ESPN	2:00 p.m.
Saint Louis vs. Auburn	ESPN2	3:00 p.m.
Georgia Tech at Kentucky	ESPN	4:00 p.m.
Georgia at Arizona St.	Pac-12	7:00 p.m.
Liberty at Vanderbilt	SECN+	7:00 p.m.

#PROHOGS

38	» Arkansas has had 38 all-time NBA Draft selections from 36 different players in program history.
16	» The Razorbacks have 16 All-Star game appearances by Joe Johnson (7), Sidney Moncrief (5) and Alvin Robertson (4).
12	» Arkansas has 12 first round NBA Draft picks in program history with Sidney Moncrief going No. 5 overall in 1979.

#PROHOGS

Arkansas has had 29 former players go on to play in the NBA and four are currently on active rosters.

Player	Team	Yrs in NBA	Draft Class
Patrick Beverley	Clippers	8th	2009 - 42nd (LAC)
Daryl Macon *	Heat	2nd	2018-FA
Bobby Portis	Knicks	5th	2015 - 22nd (CHI)
Daniel Gafford	Bulls	1st	2019 - 38th (CHI)

* - signed two-way contract

G League

Dusty Hannahs	Memphis Hustle	2nd Year
---------------	----------------	----------

Versus 2019-20 Opponents

NON-CONFERENCE

SCHOOL	GMS PLAYED	SERIES RECORD	H	A	N	LAST MEETING
AUSTIN PEAY	4	ARKANSAS LEADS, 4-0	4-0	0-0	0-0	H - W, 76-65 (12/28/18)
GEORGIA TECH	7	ARKANSAS TRAILS, 2-5	0-1	1-2	1-2	A - W, 62-61 OT (11/25/19)
INDIANA	4	SERIES TIED, 2-2	1-0	0-2	1-0	A - L, 60-63 (03/23/19)
MONTANA	1	ARKANSAS LEADS, 1-0	1-0	0-0	0-0	H - W, 64-46 (11/16/19)
NORTH TEXAS	15	ARKANSAS LEADS, 15-0	9-0	1-0	5-0	H - W, 66-43 (11/12/19)
NORTHERN KENTUCKY	1	ARKANSAS LEADS, 1-0	1-0	0-0	0-0	H - W, 66-60 (11/30/19)
RICE	144	ARKANSAS LEADS, 103-41	55-11	41-29	7-1	H - W, 91-43 (11/05/19)
SOUTH DAKOTA	2	ARKANSAS LEADS, 2-0	1-0	1-0	0-0	H - W, 77-56 (11/22/19)
TCU	142	ARKANSAS LEADS, 104-28	54-15	46-21	4-2	A - W, 79-70 (02/16/91)
TEXAS SOUTHERN	1	ARKANSAS LEADS, 7-0	5-0	0-0	2-0	H - W, 82-51 (11/19/19)
TULSA	60	ARKANSAS LEADS, 36-24	24-8	9-15	3-1	H - W, 68-59 (01/02/07)
WESTERN KENTUCKY	7	ARKANSAS LEADS, 4-3	0-2	0-1	4-0	H - L, 77-78 (12/08/18)
VALPARAISO		• FIRST MEETING •				

SOUTHEASTERN CONFERENCE

SCHOOL	GMS PLAYED	SERIES RECORD	H	A	N	LAST MEETING
ALABAMA	62	ARKANSAS LEADS, 34-28	19-6	7-20	8-2	H - W, 82-70 (03/09/19)
• SEC Only	52	Arkansas Leads, 27-25				
AUBURN	53	ARKANSAS LEADS, 34-19	21-5	12-14	1-1	A - L, 56-79 (02/20/19)
• SEC Only	52	Arkansas Leads, 34-18				
FLORIDA	37	ARKANSAS TRAILS, 12-25	8-7	2-13	2-5	N - L, 50-66 (03/14/19)
• SEC Only	37	Arkansas Trails, 12-25				
GEORGIA	38	ARKANSAS LEADS, 23-15	11-3	6-9	6-3	H - W, 70-60 (01/29/19)
• SEC Only	38	Arkansas Leads, 23-15				
KENTUCKY	43	ARKANSAS TRAILS, 11-32	7-7	3-15	1-10	A - L, 66-70 (02/27/19)
• SEC Only	38	Arkansas Trails, 11-27				
LSU	67	ARKANSAS LEADS, 36-31	19-8	12-17	5-6	A - W, 90-89 (02/02/19)
• SEC Only	58	Arkansas Leads, 32-26				
OLE MISS	81	ARKANSAS LEADS, 48-33	16-11	8-20	24-2	H - W, 74-73 (03/02/19)
• SEC Only	53	Arkansas Leads, 26-27				
MISSISSIPPI STATE	62	ARKANSAS LEADS, 33-29	21-7	7-21	5-1	H - L, 67-77 (02/16/18)
• SEC Only	53	Arkansas Leads, 28-25				
MISSOURI	51	ARKANSAS LEADS, 27-24	16-9	10-15	1-0	A - L, 78-79 (02/12/19)
• SEC Only	13	Arkansas Leads, 8-6				
SOUTH CAROLINA	34	ARKANSAS LEADS, 20-14	11-4	6-8	3-2	A - L, 65-77 (02/09/19)
• SEC Only	34	Arkansas Leads, 20-14				
TENNESSEE	41	ARKANSAS TRAILS, 20-21	10-4	4-12	6-5	A - L, 87-106 (01/15/19)
• SEC Only	37	Arkansas Trails, 17-20				
TEXAS A&M	158	ARKANSAS LEADS, 102-56	57-15	38-37	7-4	H - L, 80-87 (02/23/19)
• SEC Only	12	Arkansas Leads 7-5				
VANDERBILT	38	ARKANSAS LEADS, 26-12	15-3	7-8	4-1	A - W, 84-48 (03/06/19)
• SEC Only	36	Arkansas Leads 25-11				

RAZORBACK SPORTS NETWORK RADIO AFFILIATES

Batesville (Games)	KWOZ-FM - 103.3	Glenwood	KHGZ-AM - 670
Camden	KAMD-FM - 97.1	Hot Springs / Mena	KTTG-FM - 6.3
Crossett	KAGH-FM - 104.9	Jonesboro	KEGI-FM - 100.5
Crossett	KAGH-AM - AM 800	Little Rock	KABZ-FM - 103.7
DeQueen	KDQN-FM - 92.1	Magnolia	KZHE-FM - 100.5
DeWitt	KDEW-FM - 97.3	Marshall	KBCN-FM - 104.3
El Dorado	KAGL-FM - 93.3	Mena	KENA-FM - 104.1
Fayetteville	KQSM-FM - 92.1	Monett, MO	KKBL-FM - 95.9
Fayetteville (Games)	KYNG-AM - AM 1590	Monticello	KGPO-FM - 99.9
Fayetteville	KAKS-FM - 99.5	Morrilton	KCON-FM - 99.3
Fayetteville	KUOA-AM - 1290	Mountain Home	KOMT-FM - 93.5
Fayetteville	KUOA-FM - 95.3	Ozark	KDYN-FM - 96.7
Fayetteville	KBVA-FM - HD3 106.5	Ozark	KDYN-AM - AM 1540
Forrest City	KBFC-FM - 93.5	Searcy	KRZS-FM - 99.1
Fort Smith	KERX-FM - 95.3	Texarkana	KKTK-AM - 1400
Glenwood	KHGZ-FM - 98.9	Wynne	KWYN-FM - 92.5

ARKANSAS IN THE 2018-19 NCAA/SEC

(Through Games of Dec. 1, 2019)



TEAM IN THE NCAA/SEC	NCAA	SEC	NO.
3-pt Field Goal Attempts (350 ranked)	199	4	156
Assist Turnover Ratio (350 ranked)	134	6	1.05
Assists Per Game (350 ranked)	188	10	13.1
Blocked Shots Per Game (350 ranked)	54	4	4.7
Defensive Rebounds per Game (350 ranked)	147	8	26.86
Fewest Fouls (350 ranked)	112	6	119
Fewest Turnovers (350 ranked)	81	1	88
Field-Goal Percentage (350 ranked)	165	8	44.1
Field-Goal Percentage Defense (350 ranked)	10	1	35.5
Free Throw Attempts (349 ranked)	210	13	129
Free Throws Made (350 ranked)	152	9	100
Free-Throw Percentage (350 ranked)	29	2	77.5
Offensive Rebounds Per Game (350 ranked)	303	14	8.14
Personal Fouls Per Game (350 ranked)	153	7	17
Rebound Margin (350 ranked)	242	13	-0.9
Scoring Defense (350 ranked)	3	1	51.4
Scoring Margin (350 ranked)	6	1	21.1
Scoring Offense (350 ranked)	167	8	72.6
Steals Per Game (350 ranked)	5	1	11
Three Pt FG Defense (350 ranked)	1	1	17.9
Three-Point Field Goals Per Game (350 ranked)	291	11	5.7
Three-Point Field-Goal Percentage (350 ranked)	337	13	25.6
Total 3-point FGM (350 ranked)	298	12	40
Total Assists (349 ranked)	228	10	92
Total Blocks (350 ranked)	64	5	33
Total Rebounds (350 ranked)	258	13	245
Total Rebounds Per Game (350 ranked)	231	13	35
Total Steals (350 ranked)	19	1	77
Turnover Margin (343 ranked)	5	1	7.6
Turnovers Forced (349 ranked)	7	1	20.14
Turnovers Per Game (350 ranked)	94	1	12.6
Won-Lost Percentage (343 ranked)	1	1	100

RAZORBACKS IN THE NCAA/SEC

PLAYER	NCAA	SEC	NO.
3-pt Field Goal Attempts (241 ranked)	Isaiah Joe	20	1
Assist Turnover Ratio (247 ranked)	Isaiah Joe	230	12
Blocked Shots Per Game (239 ranked)	Adrio Bailey	116	10
Double Doubles (209 ranked)	Adrio Bailey	209	8
	Jimmy Whitt Jr.	209	8
Field-Goal Percentage (249 ranked)	Jimmy Whitt Jr.	104	9
	Mason Jones	151	11
Free Throw Attempts (239 ranked)	Mason Jones	158	10
Free Throws Made (245 ranked)	Mason Jones	55	2
Free-Throw Percentage (248 ranked)	Mason Jones	37	3
	Isaiah Joe	199	14
Minutes Per Game (250 ranked)	Isaiah Joe	15	2
	Jimmy Whitt Jr.	92	6
Points Per Game (249 ranked)	Mason Jones	70	5
	Isaiah Joe	189	9
Steals Per Game (230 ranked)	Mason Jones	14	1
	Adrio Bailey	86	5
	Isaiah Joe	86	5
Three-Point Field Goals Per Game (243 ranked)	Isaiah Joe	31	2
Three-Point Field-Goal Percentage (141 ranked)	Isaiah Joe	130	6
Total 3-point FGM (219 ranked)	Isaiah Joe	48	2
Total Blocks (203 ranked)	Adrio Bailey	123	11
Total Field Goal Attempts (244 ranked)	Isaiah Joe	164	6
Total Field Goals Made (244 ranked)	Jimmy Whitt Jr.	171	5
Total Minutes (250 ranked)	Isaiah Joe	171	3
Total Steals (208 ranked)	Mason Jones	58	1
	Adrio Bailey	109	5
	Isaiah Joe	109	5

JEANTAL CYLLA

F • Gr.Sr. • 6-7 • 215
Lake Worth, Fla. || Lake Worth HS.

GENE-tall SILL-uh ... Played one season at UNC Wilmington after beginning his career at Florida Atlantic. In addition to his collegiate experience ... Member of the Haitian National Team.

Received his B.A. in Communication Studies from UNCW in May 2019 ... Is pursuing an M.Ed. in Adult and Lifelong Learning at Arkansas.

2019-20 HIGHLIGHTS:

- Pulled down six boards in the season-opening win over Rice.
- **Scored his 1,000th career point** (in his 101st game) versus South Dakota ... Added season-high seven points, including his first 3-pointer of the season, with four rebounds.
- Got first start as a Razorback vs Northern Kentucky.

DOUBLE-DOUBLES (3)

2018-19 (Jr. @ UNCW)

Opp	Pts	Rebs
at Mercer	19	10

2016-17 (So. @ FAU)

Opp	Pts	Rebs
Webber	10	10

2015-16 (Fr. @ FAU)


Opp	Pts	Rebs
UTSA	24	12

PERSONAL BESTS

POINTS	SEC ONLY
Season: 7 vs South Dakota (11/22/19)	
Career: 25 at UTEP (01/21/16)	--
FG MADE	SEC ONLY
Season: 3 vs South Dakota (11/22/19)	
Career: 9 at UTEP (01/21/16)	--
FG ATTEMPTED	SEC ONLY
Season: 7 (2x) last vs S Dakota (11/22/19)	
Career: 18 at Hofstra (01/17/19)	--
3-POINT FG MADE	SEC ONLY
Season: 1 vs South Dakota (11/22/19)	
Career: 5 (2x) last vs Gardner-Webb (11/24/18)	--
3-PT FG ATTEMPTS	SEC ONLY
Season: 2 vs South Dakota (11/22/19)	
Career: 8 at Rice (02/18/16)	--
FT MADE	SEC ONLY
Season: 1 vs Rice (11/05/19)	
Career: 9 at Elon (02/21/9)	--
FT ATTEMPTED	SEC ONLY
Season: 3 vs North Texas (11/12/19)	
Career: 11 at Elon (02/21/9)	--
REBOUNDS	SEC ONLY
Season: 6 vs Rice (11/05/19)	
Career: 10 (2x) last at Mercer (12/21/18)	--
ASSISTS	SEC ONLY
Season: --	
Career: 3 vs UNC Greensboro (11/13/18)	--
STEALS	SEC ONLY
Season: --	
Career: 4 vs Webber (12/21/16)	--
BLOCKED SHOTS	SEC ONLY
Season: 1 (3x) last vs S Dakota (11/22/19)	
Career: 2 (6x) last vs JMU (02/02/19)	--
MINUTES	SEC ONLY
Season: 22 vs Rice (11/05/19)	
Career: 38 at Ohio State (12/06/16)	--

JEANTAL CYLLA 2019-20 GAME STATS

Opponent	Date	GS	Min	FG	FGA	Pct	3FG	3A	Pct	FT	FTA	Pct	O	D	Tot	Avg	PF	FO	A	TO	Blk	Stl	Pts	Avg
RICE	11/05/19	21	2	7	.286	0	1	.000	1	2	.500	1	5	6	6.0	2	0	0	2	1	0	5	5.0	
NORTH TEXAS	11/12/19	18	1	4	.250	0	3	.000	0	0	.000	0	2	2	4.0	2	0	0	1	0	0	2	3.5	
MONTANA	11/16/19	19	0	0	.000	0	0	.000	0	0	.000	0	1	1	2.3	2	0	0	3	0	0	0	2.3	
TEXAS SOUTHERN	11/19/19	10	1	3	.333	0	2	.000	0	0	.000	0	1	1	2.8	1	0	0	0	1	0	2	2.3	
SOUTH DAKOTA	11/22/19	14	3	7	.429	1	2	.500	0	0	.000	1	3	4	3.0	2	0	0	0	1	0	7	3.2	
at Georgia Tech	11/25/19	8	0	2	.000	0	2	.000	0	0	.000	0	1	1	2.7	2	0	0	0	0	0	0	2.7	
NORTHERN KY	11/30/19	*	6	0	0	.000	0	0	.000	0	0	.000	0	0	0	2.3	0	0	0	0	0	0	2.3	
Totals		1	96	7	23	.304	1	10	.100	1	2	.500	3	13	16	2.3	11	0	0	6	3	0	16	2.3



JEANTAL CYLLA CAREER STATISTICS

Year	GP	GS	Min	Avg	FG	FGA	Pct	3FG	3FGA	Pct	FT	FTA	Pct	Off	Def	Tot	Avg	PF	FO	Ast	TO	Blk	Stl	Pts	Avg	
2015-16 (FAU)	33	24	870	26.4	105	272	.386	44	128	.344	65	89	.730	25	89	114	3.5	85	4	16	44	15	17	319	9.7	
2016-17 (FAU)	30	30	660	22.0	75	196	.383	23	87	.264	41	56	.732	28	70	98	3.3	58	0	13	29	10	13	214	7.1	
2017-18 - REDSHIRTED AT UNCW																										
2018-19 (UNCW)	33	32	930	28.2	156	365	.427	33	106	.311	106	125	.848	48	103	151	4.6	86	2	18	46	17	17	451	13.7	
2019-20 (ARK)	7	1	96	13.7	7	23	.304	1	10	.100	1	2	.500	3	13	16	2.3	11	0	0	6	3	0	16	2.3	
TOTAL	103	87	2556	24.8	343	856	.401	101	331	.305	213	272	.783	104	275	379	3.7	240	6	47	125	45	47	1000	9.7	

1

ISAIAH JOE

G • So. • 6-5 • 167

Fort Smith, Ark. || Fort Smith Northside HS

- **JERRY WEST SHOOTING GUARD OF THE YEAR WATCH LIST** • **VOTE:** <http://www.hoophallawards.com/men/vote.php>
 • **2019-20 Preseason All-SEC (2nd Team Coaches and Media)**

• 3PT Att	66	20th NCAA	1st SEC	• 3PT FG/GM	3.14	31st NCAA	2nd SEC
• Steals/Gm	2.0	109th NCAA	5th SEC	• Minutes/GM	37:19	15th NCAA	2nd SEC
• 3PT FG%	.333	130th NCAA	6th SEC	• Points/Gm	15.7	189th NCAA	10th SEC

- **Games in double figure points:** 33 for career • 5 for 2019-20 **Games Making 3+ 3's:** 24 for career • 4 for 2019-20

"Everyone talks about Isaiah's offense but, in reality, his man hardly ever scores."

- Arkansas head coach Eric Musselman

- **Has 5-plus rebounds in 4 times** • **Led the team in assists in 3 times** • **Has two games with 5+ steals**

- Named **Collegiate Hoops Roadshow All-Tournament** ... Averaged 14.3 points, including 33 points and five steals versus Texas Southern, with a team-best 12 assists in the four games.

2019-20 HIGHLIGHTS:

- Scored 24 in the season opener versus Rice with a **career-high seven assists**.
- Tied Mason Jones with a team-high 16 points versus North Texas ... Was 4-of-6 from 3-point range, making his last four.
- After a slow start vs Texas Southern, had 33 points and five steals – both were one shy of career highs ... In the first half, was 0-of-4 from 3-point range (team was 0-of-13) with four points ... Opened second half with a trey and had 29 points with four steals in the period, making 6-of-9 from 3-point range ... Also was 9-of-11 at the free throw line – both career bests.
- Had a **career-high nine rebounds** and **tied a career-high with six steals** in the win at Georgia Tech ... One of his steals was huge in overtime ... After missing a 3 in the deep right corner, Joe sprinted down the court and intercepted a pass in the lane that would have been an easy layup for Tech.

• PERSONAL BESTS •

POINTS	SEC ONLY
Season: 33 vs TX Southern (11/19/19)	
Career: 34 vs. FIU (12/01/18)	23 (2x), last vs. Mizzou (01/23/19)
FG MADE	SEC ONLY
Season: 10 vs Rice (11/05/19)	
Career: 11 vs. FIU (12/01/18)	8 vs. Missouri (01/23/19)
FG ATTEMPTED	SEC ONLY
Season: 20 vs TX Southern (11/19/19)	
Career: 20 vs TX Southern (11/19/19)	18 at Auburn (02/20/19)
3-POINT FG MADE	SEC ONLY
Season: 6 vs TX Southern (11/19/19)	
Career: 10 vs. FIU (12/01/18)	7 (2x), last vs. Mizzou (01/23/19)
3-PT FG ATTEMPTS	SEC ONLY
Season: 13 vs TX Southern (11/19/19)	
Career: 14 at Auburn (02/20/19)	14 at Auburn (02/20/19)
FT MADE	SEC ONLY
Season: 9 vs TX Southern (11/19/19)	
Career: 9 vs TX Southern (11/19/19)	8 vs. Texas A&M (02/23/19)
FT ATTEMPTED	SEC ONLY
Season: 11 vs TX Southern (11/19/19)	
Career: 11 vs TX Southern (11/19/19)	9 vs. Texas A&M (02/23/19)
REBOUNDS	SEC ONLY
Season: 9 at Georgia Tech (11/25/19)	
Career: 9 at Georgia Tech (11/25/19)	6 (2x), last vs. Alabama (03/09/19)
ASSISTS	SEC ONLY
Season: 7 vs Rice (11/05/19)	
Career: 7 vs Rice (11/05/19)	5 vs. Vanderbilt (02/05/19)
STEALS	SEC ONLY
Season: 6 at Georgia Tech (11/25/19)	
Career: 6 (2x) last at Ga Tech (11/25/19)	6 vs Alabama (03/09/19)
BLOCKED SHOTS	SEC ONLY
Season: --	
Career: 2 vs. Ole Miss (03/02/19)	2 vs. Ole Miss (03/02/19)
MINUTES	SEC ONLY
Season: 43:07 at Georgia Tech (11/25/19)	
Career: 43:07 at Georgia Tech (11/25/19)	37 at Auburn (02/20/19)

ISAIAH JOE 2019-20 GAME STATS

Opponent	Date	GS	Min	FG	FGA	Pct	3FG	3A	Pct	FT	FTA	Pct	O	D	Tot	Avg	PF	FO	A	TO	Blk	Stl	Pts	Avg
RICE	11/05/19	*	32	10	18	.556	4	11	.364	0	0	.000	0	5	5	5.0	1	0	7	5	0	0	24	24.0
NORTH TEXAS	11/12/19	*	38	5	9	.556	4	6	.667	2	2	1.000	0	3	3	4.0	0	0	2	3	1	3	16	20.0
MONTANA	11/16/19	*	37	2	13	.154	2	9	.222	3	5	.600	0	5	5	4.3	1	0	2	0	0	0	9	16.3
TEXAS SOUTHERN	11/19/19	*	37	9	20	.450	6	13	.462	9	11	.818	3	1	4	4.3	2	0	1	1	0	5	33	20.5
SOUTH DAKOTA	11/22/19	*	35	2	10	.200	1	6	.167	0	0	.000	2	3	5	4.4	2	0	5	1	0	0	5	17.4
at Georgia Tech	11/25/19	*	43	4	15	.267	3	11	.273	2	2	1.000	0	9	9	5.2	3	0	1	1	0	6	13	16.7
NORTHERN KY	11/30/19	*	39	2	11	.182	2	10	.200	4	5	.800	0	0	0	4.4	1	0	4	3	0	0	10	15.7
Totals			7	261	34	.354	22	66	.333	20	25	.800	5	26	31	4.4	10	0	22	14	1	14	110	15.7

ISAIAH JOE CAREER STATISTICS

Year	GP	GS	Min	Avg	FG	FGA	Pct	3FG	3FGA	Pct	FT	FTA	Pct	Off	Def	Tot	Avg	PF	FO	Ass	TO	Blk	Stl	Pts	Avg
2018-19	34	34	1024	30.1	148	358	.413	113	273	.414	62	82	.756	21	73	94	2.8	64	0	58	42	5	51	471	13.9
2019-20	7	7	261	37.3	34	96	.354	22	66	.333	20	25	.800	5	26	31	4.4	10	0	22	14	1	14	110	15.7
TOTAL	41	41	1285	31.3	182	454	.401	135	339	.398	82	107	.766	26	99	125	3.0	74	0	80	56	6	65	581	14.2



2

ADRIO BAILEY

F • Sr. • 6-6 • 217

Clarence, La. || Lakeview HS

DOUBLE-DOUBLES (1)

2019-20 (Sr.)

Opp	Pts	Rebs
Montana	12	11

• Represents Arkansas on the SEC Men's Basketball Leadership Council and member of the Arkansas Student-Athlete Advisory Committee ... **Named to the 2019 SEC Community Service Team** ... Voted team tri-captain for the 2018-19 season.

IN THE SEC: 4th in steals/gm (2.00) ● 10th in blocked shots/gm (1.43)

• Leads the team in deflections with 36


2019-20 HIGHLIGHTS:.....SEVEN GAMES • FIVE CAREER HIGHS

- Pulled down a **then career-high** nine rebounds and tied **then career-high** with three steals versus Rice.
- Had a **career-high four steals** versus North Texas.
- Recorded **first career double-double** with 12 points and **career-high 11 rebounds** in the win over Montana.
- Accounted for five of Arkansas' five blocked shots vs. Texas Southern ... The five rejections **tied a career high**.
- Tied a career-high with three assists at Georgia Tech.
- For the four games of the Collegiate Hoops Roadshow, averaged 6.8 points and 5.3 rebounds ... Led the team with seven blocked shots and hit two free throws with 11 seconds left versus Northern Kentucky to put the Hogs up four and seal the win.

ADRIO BAILEY 2019-20 GAME STATS

Opponent	Date	GS	Min	FG	FGA	Pct	3FG	3A	Pct	FT	FTA	Pct	O	D	Tot	Avg	PF	FO	A	TO	Blk	Stl	Pts	Avg	
RICE	11/05/19	*	21	4	7	.571	0	0	.000	0	0	.000	2	7	9	9.0	3	0	1	3	1	3	8	8.0	
NORTH TEXAS	11/12/19	*	28	3	4	.750	1	2	.500	1	2	.500	2	3	5	7.0	1	0	0	1	1	4	8	8.0	
MONTANA	11/16/19	*	31	4	7	.571	0	1	.000	4	6	.667	5	6	11	8.3	4	0	1	1	1	0	12	9.3	
TEXAS SOUTHERN	11/19/19	*	17	2	6	.333	0	1	.000	0	0	.000	1	3	4	7.3	3	0	3	0	5	1	4	8.0	
SOUTH DAKOTA	11/22/19	*	21	3	7	.429	1	11	.000	0	0	.000	0	3	3	6.4	4	0	0	1	1	3	7	7.8	
at Georgia Tech	11/25/19	*	32	3	5	.600	0	0	.000	2	2	1.000	0	2	2	5.7	3	0	3	3	1	2	8	7.8	
NORTHERN KY	11/30/19	*	19	1	5	.200	0	1	.000	2	3	.667	1	2	3	5.3	0	0	1	3	0	1	4	7.3	
Totals			7	169	20	41	.488	2	6	.333	9	13	.692	11	26	37	5.3	18	0	9	12	10	14	51	7.3

PERSONAL BESTS	
POINTS	SEC ONLY
Season: 12 vs Montana (11/16/19)	
Career: 20 vs. UC Davis (11/12/18)	10 at Mississippi State (01/02/18)
FG MADE	SEC ONLY
Season: 4 (2x) last vs Montana (11/16/19)	
Career: 7 (2x), last vs. Samford (11/10/17)	5 at Mississippi State (01/02/18)
FG ATTEMPTED	SEC ONLY
Season: 4 (2x) last vs Montana (11/16/19)	
Season: 9 at Tennessee (01/15/19)	9 at Tennessee (01/15/19)
3-POINT FG MADE	SEC ONLY
Season: 1 (2x) last vs S Dakota (11/22/19)	
Career: 1 (4x), last at S Dakota (11/22/19)	1 at LSU (02/02/19)
3-PT FG ATTEMPTS	SEC ONLY
Season: 2 vs North Texas (11/12/19)	
Career: 2 vs. UC Davis (11/12/18)	--
FT MADE	SEC ONLY
Season: 4 vs Montana (11/16/19)	
Career: 9 vs. UC Davis (11/12/18)	3 vs Alabama (03/09/19)
FT ATTEMPTED	SEC ONLY
Season: 6 vs Montana (11/16/19)	
Career: 11 vs. UC Davis (11/12/18)	6 vs. South Carolina (03/08/18)
REBOUNDS	SEC ONLY
Season: 11 vs Montana (11/16/19)	
Career: 11 vs Montana (11/16/19)	6 (2x), last at USC (02/09/19)
ASSISTS	SEC ONLY
Season: 3 at Georgia Tech (11/25/19)	
Career: 3 (4x), last at Ga Tech (11/25/19)	3 (3x), last vs. LSU (01/12/19)
STEALS	SEC ONLY
Season: 4 vs North Texas (11/12/19)	
Career: 4 vs North Texas (11/12/19)	3 at South Carolina (02/09/19)
BLOCKED SHOTS	SEC ONLY
Season: 5 vs TX Southern (11/19/19)	
Career: 5 (2x) last vs TX Southern (11/19/19)	2 (2x), last at Vandv (03/06/19)
MINUTES	SEC ONLY
Season: 32 at Georgia Tech (11/25/19)	
Career: 35 vs Texas (11/09/18)	27 vs. Miss State (02/16/19)



ADRIO BAILEY CAREER STATISTICS

Year	GP	GS	Min	Avg	FG	FGA	Pct	3FG	3FGA	Pct	FT	FTA	Pct	Off	Def	Tot	Avg	PF	FO	Ast	TO	Blk	Stl	Pts	Avg
2016-17	27	2	200	7.4	22	39	.564	0	0	.000	6	19	.316	13	22	35	1.3	29	0	7	11	7	14	50	1.9
2017-18	31	16	439	14.2	53	98	.541	0	0	.000	20	33	.606	29	50	79	2.5	59	1	17	18	23	15	126	4.1
2018-19	34	26	634	18.6	76	171	.444	2	12	.167	36	57	.632	27	74	101	3.0	89	2	25	27	25	25	190	5.6
2019-20	7	7	169	24.1	20	41	.488	2	6	.333	9	13	.692	11	26	37	5.3	18	0	9	12	10	14	51	7.3
TOTAL	99	51	1442	14.6	171	349	.490	4	18	.222	71	122	.582	80	172	252	2.5	195	3	58	68	65	68	417	4.2

3

DESI SILLS

G • So. • 6-1 • 196

Jonesboro, Ark. || Jonesboro HS

- Although he did not have enough attempts to qualify for NCAA/SEC last season, led the team in 3PT% (.460).
- Got off to a slow start from 3-point range last season as well ... Was 7-of-his first-18 (.389) and 11-of-34 (.324) before finishing the season 19-of-28 (.679).
- Scored in double figures in 3 of the last 4 games ... Has 4 rebounds in 3 straight games Has a steal in all 7 games
- Named **Collegiate Hoops Roadshow All-Tournament** ... Scored 17 points in the finale versus Northern Kentucky and had five steals over the four games.

2019-20 HIGHLIGHTS:

- Had a **career-high** and tied for the team lead with six rebounds versus North Texas ... Added his **first career blocked shot**.
- Scored 10 points, including eight in the first half, vs. Texas Southern.
- Pumped in 11 points at Georgia Tech, including three shots at the rim over one of the nation's top shot blockers James Banks III (who was leading the NCAA with 5.67 blocks/game) ... Led team with season-high four assists while grabbing four rebounds.

DESI SILLS 2019-20 GAME STATS

Opponent	Date	GS	Min	FG	FGA	Pct	3FG	3A	Pct	FT	FTA	Pct	O	D	Tot	Avg	PF	FO	A	TO	Blk	Stl	Pts	Avg	
RICE	11/05/19	*	29	4	8	.500	0	3	.000	0	0	.000	0	1	1	1.0	3	0	2	3	0	1	8	8.0	
NORTH TEXAS	11/12/19	*	34	3	8	.375	0	4	.000	3	5	.600	0	6	6	3.5	2	0	1	2	1	1	9	8.5	
MONTANA	11/16/19	*	25	2	8	.250	0	4	.000	1	2	.500	1	2	3	3.3	4	0	0	3	0	2	5	7.3	
TEXAS SOUTHERN	11/19/19	*	30	4	15	.267	0	5	.000	2	2	1.000	2	0	2	3.0	2	0	2	1	0	1	10	8.0	
SOUTH DAKOTA	11/22/19	*	24	2	8	.250	1	6	.167	1	1	1.000	0	4	4	3.2	2	0	1	3	0	0	6	7.6	
at Georgia Tech	11/25/19	*	39	5	9	.556	1	3	.333	0	0	.000	2	2	4	3.3	4	0	4	2	0	1	11	8.2	
NORTHERN KY	11/30/19	*	39	7	15	.467	0	5	.000	3	5	.600	0	4	4	3.4	3	0	1	2	1	2	17	9.4	
Totals			7	220	27	71	.380	2	30	.067	10	15	.667	5	19	24	3.4	20	0	11	16	2	8	66	9.4

DESI SILLS CAREER STATISTICS

Year	GP	GS	Min	Avg	FG	FGA	Pct	3FG	3FGA	Pct	FT	FTA	Pct	Off	Def	Tot	Avg	PF	FO	Ast	TO	Blk	Stl	Pts	Avg
2018-19	34	8	576	16.9	55	125	.440	29	63	.460	40	57	.702	12	31	43	1.3	68	2	58	53	0	21	179	5.3
2019-20	7	7	220	31.4	27	71	.380	2	30	.067	10	15	.667	5	19	24	3.4	20	0	11	16	2	8	66	9.4
TOTAL	41	15	796	19.4	82	196	.418	31	93	.333	50	72	.694	17	50	67	1.6	88	2	69	69	2	29	245	6.0

• PERSONAL BESTS •

POINTS	SEC ONLY
Season: 17 at Northern Kentucky (11/30/19)	
Career: 18 at Indiana (03/23/19)	15 at Kentucky (02/26/19)
FG MADE	SEC ONLY
Season: 7 vs Northern Kentucky (11/30/19)	
Career: 7 vs Northern Kentucky (11/30/19)	5 at Texas A&M (01/05/19)
FG ATTEMPTED	SEC ONLY
Season: 15 (2x) last v Northern Ky (11/30/19)	
Career: 15 (2x) last v Northern Ky (11/30/19)	9 at Texas A&M (01/05/19)
3-POINT FG MADE	SEC ONLY
Season: 1 (2x) last at Ga Tech (11/25/19)	
Career: 4 at Indiana (03/23/19)	3 (3x) last at Alabama (03/09/19)
3-PT FG ATTEMPTS	SEC ONLY
Season: 6 vs South Dakota (11/22/19)	
Career: 6 (3x), last vs S Dakota (11/22/19)	6 at Texas A&M (01/05/19)
FT MADE	SEC ONLY
Season: 3 vs North Texas (11/12/19)	
Career: 5 at Auburn (02/21/19)	5 at Auburn (02/21/19)
FT ATTEMPTED	SEC ONLY
Season: 5 (2x) last vs Northern Ky (11/30/19)	
Career: 8 at Auburn (02/21/19)	8 at Auburn (02/21/19)
REBOUNDS	SEC ONLY
Season: 6 vs North Texas (11/12/19)	
Career: 6 vs North Texas (11/12/19)	4 at Auburn (02/21/19)
ASSISTS	SEC ONLY
Season: 4 at Georgia Tech (11/25/19)	
Career: 6 vs. FIU (12/01/18)	5 vs. LSU (01/12/19)
STEALS	SEC ONLY
Season: 2 (2x) last vs Northern Ky (11/30/19)	
Career: 3 vs. Ole Miss (02/02/19)	3 vs. Ole Miss (02/02/19)
BLOCKED SHOTS	SEC ONLY
Season: 1 (2x) last vs Northern Ky (11/30/19)	
Career: 1 (2x) last vs Northern Ky (11/30/19)	--
MINUTES	SEC ONLY
Season: 39:21 at Georgia Tech (11/25/19)	
Career: 39:21 at Georgia Tech (11/25/19)	29 at Kentucky (02/26/19)



5

JALEN HARRIS

G • Jr. • 6-2 • 166

Wilson, N.C. || Word of God Christian Academy

Played his freshman season at the University of New Mexico, sat out as transfer at Arkansas in 2017-18.

- Has five career games with double-digit assists and 20 with at least 5 ... 20 of his 41 career games as Razorback has 1 or fewer turnovers (10 with zero)
- Has made 10 straight free throws.

LAST SEASON

- 15th in NCAA • 2nd in the SEC in assist-to-turnover ratio (2.86) – 189 assists vs 67 turnovers
- His 189 assists ranked seventh on the school's single-season list ... The 189 assists are the most in a season by a Razorback sophomore.

2019-20 HIGHLIGHTS:

- Only made eight 3's in 2018-19, but was 2-of-2 from beyond the arc in the season-opening win versus Rice ... Added three steals.
- Led the team with five assists vs Texas Southern and Northern Kentucky ... Adding five rebounds vs TX SOU and played over 35 minutes off the bench vs NKU.
- In the four games of the Collegiate Hoops Roadshow, tied for the team lead with 12 assists and six steals.

DOUBLE-DOUBLES (2)

2018-19 (RSo.)

Opp	Pts	Asst
Montana State	11	11
vs UTSA	11	10

PERSONAL BESTS

POINTS	SEC ONLY
Season: 10 vs Rice (11/05/19)	
Career: 17 at South Carolina (02/09/19)	17 at South Carolina (02/09/19)
FG MADE	SEC ONLY
Season: 3 vs Rice (11/05/19)	
Career: 6 vs Western Ky. (12/08/18)	5 (2x), last at USC (02/09/19)
FG ATTEMPTED	SEC ONLY
Season: 4 (2x) last vs S Dakota (11/22/19)	
Career: 16 at South Carolina (02/09/19)	16 at South Carolina (02/09/19)
3-POINT FG MADE	SEC ONLY
Season: 4 vs South Dakota (11/22/19)	
Career: 2 vs Rice (11/05/19)	1 (4x), last at LSU (02/02/19)
3-PT FG ATTEMPTS	SEC ONLY
Season: 3vs Texas Southern (11/19/19/)	
Career: 5 vs. Texas (11/09/18)	3 at Texas A&M (01/05/19)
FT MADE	SEC ONLY
Season: 2 (3x) last vs Montana (11/16/19)	
Career: 8 vs. UTA (01/23/18)	7 at South Carolina (02/09/19)
FT ATTEMPTED	SEC ONLY
Season: 4 vs Rice (11/05/19)	
Career: 11 (2x), last at TX A&M (01/05/19)	11 at Texas A&M (01/05/19)
REBOUNDS	SEC ONLY
Season: 5 vs Texas Southern (11/19/19/)	
Career: 9 (2x), last vs. FIU (12/01/18)	6 at Ole Miss (01/19/19)
ASSISTS	SEC ONLY
Season: 5 vs Texas Southern (11/19/19/)	
Career: 12 at Colorado State (12/05/18)	10 at Missouri (02/12/19)
STEALS	SEC ONLY
Season: 4 vs Montana (11/12/19)	
Career: 4 (2x) last vs Montana (11/16/19)	3 vs. Missouri (01/23/19)
BLOCKED SHOTS	SEC ONLY
Season: 1 vs Rice (11/05/19)	
Career: 2 vs. Georgia (01/29/19)	2 vs. Georgia (01/29/19)
MINUTES	SEC ONLY
Season: 35:15 vs Northern Ky (11/30/19)	
Career: 39 vs. Texas (11/09/18)	36 at Texas A&M (01/05/19)

JALEN HARRIS 2019-20 GAME STATS

Opponent	Date	GS	Min	FG	FGA	Pct	3FG	3A	Pct	FT	FTA	Pct	O	D	Tot	Avg	PF	FO	A	TO	Blk	Stl	Pts	Avg
RICE	11/05/19	22		3	4	.750	2	2	1.000	2	4	.500	0	4	4	4.0	4	0	1	2	1	3	10	10.0
NORTH TEXAS	11/12/19	18		0	2	.000	0	2	.000	2	2	1.000	0	0	0	2.0	4	0	1	1	1	0	2	6.0
MONTANA	11/16/19	25		1	1	1.000	1	1	1.000	2	2	1.000	1	0	1	1.7	2	0	0	0	0	4	5	5.7
TEXAS SOUTHERN	11/19/19	24		1	4	.250	0	3	.000	0	0	.000	0	5	5	2.5	3	0	5	3	0	1	2	4.8
SOUTH DAKOTA	11/22/19	23		2	5	.400	0	2	.000	4	4	1.000	0	1	1	2.2	1	0	2	0	0	0	8	5.4
at Georgia Tech	11/25/19	8		0	2	.000	0	1	.000	0	0	.000	0	0	0	1.8	1	0	1	1	0	0	0	4.5
NORTHERN KY	11/30/19	35		1	4	.250	1	2	.500	2	2	1.000	0	4	4	2.1	1	0	5	2	0	1	5	4.6
Totals		0	155	8	22	.364	4	13	.308	12	14	.857	1	14	15	2.1	16	0	15	9	2	9	32	4.6

JALEN HARRIS CAREER STATISTICS

Year	GP	GS	Min	Avg	FG	FGA	Pct	3FG	3FGA	Pct	FT	FTA	Pct	Off	Def	Tot	Avg	PF	FO	Ast	TO	Blk	Stl	Pts	Avg
2016-17 (UNW)	31	18	639	20.6	47	107	.439	7	27	.259	38	51	.745	2	54	56	1.8	64	0	72	40	3	25	139	4.5
2017-18	- REDSHIRTED AT ARKANSAS																								
2018-19 (ARK)	34	34	1046	30.8	85	249	.341	8	69	.116	82	119	.689	18	80	98	2.9	75	1	189	66	6	38	260	7.6
2019-20 (ARK)	7	0	155	22.1	8	22	.364	4	13	.308	12	14	.857	1	14	15	2.1	16	0	15	9	2	9	32	4.6
TOTAL	72	52	1840	25.6	140	378	.370	19	109	.174	132	184	.717	21	148	169	2.3	155	1	276	115	11	72	431	6.0



12 TY STEVENS

G • Jr. • 6-2 • 180
Republic, Mo. || Republic HS

Second year walk-on ... Played in two games for a total of two minutes last season ... Lone points came on an old-fashion 3-point play at Vanderbilt.

2019-20 HIGHLIGHTS:

- Saw action in the season-opening win over Rice.
- Has his second career shot attempt in the win over Texas Southern.

TY STEVENS 2019-20 GAME STATS

Opponent	Date	GS	Min	FG	FGA	Pct	3FG	3A	Pct	FT	FTA	Pct	O	D	Tot	Avg	PF	FO	A	TO	Blk	Stl	Pts	Avg
RICE	11/05/19	2		0	0	.000	0	0	.000	0	1	.000	0	0	0	0.0	0	0	0	0	0	0	0	0.0
NORTH TEXAS	11/12/19	DNP																						
MONTANA	11/16/19	DNP																						
TEXAS SOUTHERN	11/19/19	1		0	1	.000	0	0	.000	0	0	.000	0	0	0	0.0	0	0	0	0	0	0	0	0.0
SOUTH DAKOTA	11/22/19	DNP																						
at Georgia Tech	11/25/19	DNP																						
NORTHERN KY	11/30/19	DNP																						
Totals		0	3	0	1	.000	0	0	.000	0	1	.000	0	0	0	0.0	0	0	0	0	0	0	0	0.0

PERSONAL BESTS

POINTS	SEC ONLY
Season:	
Career: 3 at Vanderbilt (03/06/19)	3 at Vanderbilt (03/06/19)
FG MADE	SEC ONLY
Season:	
Career: 1 at Vanderbilt (03/06/19)	1 at Vanderbilt (03/06/19)
FG ATTEMPTED	SEC ONLY
Season: 1 vs Texas Southern (11/19/19)	
Career: 1 (2x) last vs TX Southern (11/19/19)	1 at Vanderbilt (03/06/19)
3-POINT FG MADE	SEC ONLY
Season:	
Career: --	--
3-PT FG ATTEMPTS	SEC ONLY
Season:	
Career: --	--
FT MADE	SEC ONLY
Season:	
Career: 1 at Vanderbilt (03/06/19)	1 at Vanderbilt (03/06/19)
FT ATTEMPTED	SEC ONLY
Season: 1 vs Rice (11/05/19)	
Career: 1 (2x) last vs Rice (11/05/19)	1 at Vanderbilt (03/06/19)
REBOUNDS	SEC ONLY
Season:	
Career: --	--
ASSISTS	SEC ONLY
Season:	
Career: --	--
STEALS	SEC ONLY
Season:	
Career: --	--
BLOCKED SHOTS	SEC ONLY
Season:	
Career: --	--
MINUTES	SEC ONLY
Season: 2 vs Rice (11/05/19)	
Career: 2 vs Rice (11/05/19)	--



TY STEVENS CAREER STATISTICS

Year	GP	GS	Min	Avg	FG	FGA	Pct	3FG	3FGA	Pct	FT	FTA	Pct	Off	Def	Tot	Avg	PF	FO	Ass	TO	Blk	Stl	Pts	Avg
2018-19	2	0	2	1.0	1	1	1.000	0	0	.000	1	1	1.000	0	0	0	0.0	0	0	0	0	0	0	3	1.5
2019-20	2	0	2	1.0	0	1	.000	0	0	.000	0	1	.000	0	0	0	0.0	0	0	0	0	0	0	0	0.0
TOTAL	4	0	4	1.0	1	2	.500	0	0	.000	1	2	.500	0	0	0	0.0	0	0	0	0	0	0	3	0.8

13 EMEKA OBUKWELU

F • R.Jr. • 6-8 • 222
Plano, Texas || Plano West HS

Pronounced eh-MECK-uh Oh-Boo-QUAY-Lu ... Played two seasons at Texas-Tyler before transferring to Arkansas ... Second year walk-on.

2019-20 HIGHLIGHTS:

- Only played the final minute in the season-opening win over Rice, but grabbed three rebounds.

DOUBLE-DOUBLES (9)

2017-18 (So.)

Opp	Pts	Rebs
at Texas Lutheran	28	13
at Southwestern (TX)	26	13
at Austin Rhodes	27	12
Colorado College	43	17
at Howard Payne	19	14
Louisiana College	14	11
at UT Dallas	25	13
LeTourneau	19	10
	33	11

PERSONAL BESTS

POINTS	SEC ONLY
Season: --	
Career: 43 vs Rhodes (12/03/17)	--
FG MADE	SEC ONLY
Season: --	
Career: 20 vs Rhodes (12/03/17)	--
FG ATTEMPTED	SEC ONLY
Season: --	
Career: 26 at LeTourneau (02/01/18)	--
3-POINT FG MADE	SEC ONLY
Season: --	
Career: --	--
3-PT FG ATTEMPTS	SEC ONLY
Season: --	
Career: 1 (2x) last at Hardin-Simmons (12/07/17)	--
FT MADE	SEC ONLY
Season: --	
Career: 6 (2x) last at Louisiana Coll. (02/17/18)	--
FT ATTEMPTED	SEC ONLY
Season: --	
Career: 10 at Willamette (11/18/16)	--
REBOUNDS	SEC ONLY
Season: 3 vs Rice (11/05/19)	
Career: 20 vs Rhodes (12/03/17)	--
ASSISTS	SEC ONLY
Season: --	
Career: 4 at Rust (01/19/17)	--
STEALS	SEC ONLY
Season: --	
Career: 2 (2x) last at Louisiana Coll. (02/17/18)	--
BLOCKED SHOTS	SEC ONLY
Season: --	
Career: 4 vs Belhaven (01/13/18)	--
MINUTES	SEC ONLY
Season: 1 vs Rice (11/05/19)	
Career: 42 vs Louisiana College (01/11/18)	--

EMEKA OBUKWELU 2019-20 GAME STATS

Opponent	Date	GS	Min	FG	FGA	Pct	3FG	3A	Pct	FT	FTA	Pct	O	D	Tot	Avg	PF	FO	A	TO	Blk	Stl	Pts	Avg
RICE	11/05/19	1		0	0	.000	0	0	.000	0	0	.000	1	2	3	3.0	0	0	0	0	0	0	0	0.0
NORTH TEXAS	11/12/19	DNP																						
MONTANA	11/16/19	DNP																						
TEXAS SOUTHERN	11/19/19	DNP																						
SOUTH DAKOTA	11/22/19	DNP																						
at Georgia Tech	11/25/19	DNP																						
NORTHERN KY	11/30/19	DNP																						
TOTALS		1		0	0	.000	0	0	.000	0	0	.000	1	2	3	3.0	0	0	0	0	0	0	0	0.0



EMEKA OBUKWELU CAREER STATISTICS

Year	GP	GS	Min	Avg	FG	FGA	Pct	3FG	3FGA	Pct	FT	FTA	Pct	Off	Def	Tot	Avg	PF	FO	Ast	TO	Blk	Stl	Pts	Avg
2016-17 (UT-T)	26	15	462	17.8	79	131	.603	0	0	.000	20	45	.444	33	66	99	3.8	79	1	25	23	4	2	178	6.9
2017-18 (UT-T)	26	26	751	28.9	227	335	.677	0	2	.000	56	87	.644	55	147	202	7.8	79	5	38	56	9	8	510	19.6
2017-18 - REDSHIRTED AT ARKANSAS																									
2018-19 (ARK)	1	0	1	1.0	0	0	.000	0	0	.000	0	0	.000	1	2	3	3.0	0	0	0	0	0	0	0	0.0
All*	53	41	1214	22.9	306	466	.657	0	2	.000	76	132	.576	89	215	304	5.7	158	6	63	79	13	10	688	13.0

15 MASON JONES

G • Jr. • 6-5 • 200

Desoto, Texas || Triple A Academy

• Steals/Gm	2.67	15th NCAA	1st SEC	• Total Steals	16	53rd NCAA	1st SEC
• FT Made	34	47th NCAA	2nd SEC	• FT Pct	91.9%	35th NCAA	3rd SEC
• Points/Gm	18.5	70th NCAA	5th SEC	• FG Pct	50.0%	155th NCAA	11th SEC

- Games in double figure points: 24 for career ● 5 for 2019-20
- Made 3+ 3's: 15 for career ● 2 for 2019-20
- Led team in scoring: 14 for career (11-3) ● 4 for 2019-20 (4-0)
- Led team in assists: 10 for career ● 1 for 2019-20
- Led team in steals: 6 for career ● 2 for 2019-20
- Led the team in rebounding: 6 for career ● 2 for 2019-20

• SEC PLAYER OF THE WEEK (Nov. 11): 32 pts - 7 rebs - 5 steals in season-opening win over Rice.

- Made his first 27 from the free throw line this season - and 36 straight dating back to last season - before missing his first FT attempt at Georgia Tech.
- Only making 29% of his 3's but is shooting 50% from the field overall ... **Inside the 3-point line, Jones is 25-of-37 (67.6%).**

2019-20 HIGHLIGHTS:

- Named **SEC Player of the Week** as he scored career-high 32 in the season opener versus Rice - the 2nd-highest point production by a Razorback in a season opener ... Also had career highs in FG made (12), FG att (18) and steals (5).
- Led the team in scoring (16), rebounds (6) and assists (2) in the win over North Texas.
- Led the team in scoring (19), assists (4), steals (4) and blocked shots (1) in the win over Montana.
- Only scored six points vs TX Southern but had a career-high two blocked shots.
- Made a **game-winning 3-pointer with 0.1 seconds left in overtime** (Arkansas' only points in OT) at Georgia Tech for a 62-61 win ... Scored 24 points with seven rebounds and five steals.

MASON JONES 2019-20 GAME STATS

Opponent	Date	GS	Min	FG	FGA	Pct	3FG	3A	Pct	FT	FTA	Pct	O	D	Tot	Avg	PF	FO	A	TO	Blk	Stl	Pts	Avg	
RICE	11/05/19	*	33	12	18	.667	4	8	.500	4	4	1.000	1	6	7	7.0	0	0	3	3	0	5	32	32.0	
NORTH TEXAS	11/12/19	*	29	3	8	.375	1	5	.200	9	9	1.000	2	4	6	6.5	2	0	2	1	0	0	16	24.0	
MONTANA	11/16/19	*	35	5	13	.385	1	5	.200	8	8	1.000	3	2	5	6.0	2	0	4	2	1	4	19	22.3	
TEXAS SOUTHERN	11/19/19	*	20	2	4	.500	0	2	.000	2	2	1.000	0	2	2	5.0	2	0	1	4	2	1	6	18.3	
SOUTH DAKOTA	11/22/19	*	33	5	12	.417	0	3	.000	4	4	1.000	1	6	7	5.4	4	0	0	3	0	1	14	17.4	
at Georgia Tech	11/25/19	*	39	7	13	.538	3	8	.375	7	10	.700	0	7	7	5.7	4	0	3	6	0	5	24	18.5	
NORTHERN KY	11/30/19	DNP																							
Totals			6	189	34	68	.500	9	31	.290	34	37	.919	7	27	34	5.7	14	0	13	19	3	16	111	18.5

• PERSONAL BESTS •

POINTS	SEC ONLY
Season: 32 vs Rice (11/05/19)	
Career: 32 vs Rice (11/05/19)	30 (2x), last vs. Miss State (02/16/19)
FG MADE	SEC ONLY
Season: 12 vs Rice (11/05/19)	
Career: 12 vs Rice (11/05/19)	9 vs. Miss State (02/16/19)
FG ATTEMPTED	SEC ONLY
Season: 18 vs Rice (11/05/19)	
Career: 18 (2x) last vs Rice (11/05/19)	18 vs. Miss State (02/16/19)
3-POINT FG MADE	SEC ONLY
Season: 4 vs Rice (11/05/19)	
Career: 6 vs. Ole Miss (03/02/19)	6 vs Ole Miss (03/02/19)
3-PT FG ATTEMPTS	SEC ONLY
Season: 8 vs Rice (11/05/19)	
Career: 13 vs GA Tech (12/19/18)	11 (2x), last vs. Miss State (02/16/19)
FT MADE	SEC ONLY
Season: 9 vs North Texas (11/12/19)	
Career: 12 vs. Florida (01/09/19)	12 vs. Florida (01/09/19)
FT ATTEMPTED	SEC ONLY
Season: 9 vs North Texas (11/12/19)	
Career: 13 vs. Fla (01/09/19)	13 vs. Florida (01/09/19)
REBOUNDS	SEC ONLY
Season: 7 (3x) last at Ga Tech (11/25/19)	
Career: 10 vs. FIU (12/01/18)	6 (3x), last at Vandy (03/06/19)
ASSISTS	SEC ONLY
Season: 3 (2x) last at Ga Tech (11/25/19)	
Career: 7 vs. Indiana (11/18/18)	5 (3x), last at Vandy (03/06/19)
STEALS	SEC ONLY
Season: 5 (2x) last at Ga Tech (11/25/19)	
Career: 5 (2x) last at Ga Tech (11/25/19)	3 at Vanderbilt (03/06/19)
BLOCKED SHOTS	SEC ONLY
Season: 2 vs Texas Southern (11/19/19)	
Career: 2 vs Texas Southern (11/19/19)	1 (4x), last at USC (02/02/19)
MINUTES	SEC ONLY
Season: 39:46 at Georgia Tech (11/25/19)	
Career: 39:46 at Georgia Tech (11/25/19)	38 vs. LSU (01/12/19)



MASON JONES CAREER STATISTICS

Year	GP	GS	Min	Avg	FG	FGA	Pct	3FG	3FGA	Pct	FT	FTA	Pct	Off	Def	Tot	Avg	PF	FO	Ast	TO	Blk	Stl	Pts	Avg
2018-19	34	26	996	29.3	136	337	.404	76	208	.365	115	143	.804	18	114	132	3.9	77	2	96	61	5	31	463	13.6
2019-20	6	6	189	31.5	34	68	.500	9	31	.290	34	37	.919	7	27	34	5.7	14	0	13	19	3	16	111	18.5
TOTAL	40	32	1185	29.6	170	405	.420	85	239	.356	149	180	.828	25	141	166	4.2	91	2	109	80	8	47	574	14.4

24

ETHAN HENDERSON

F • So. • 6-8 • 210

Little Rock, Ark. || Parkview Magnet HS

Last season, played in 12 games and scored 11 points ... Had a breakout game at Providence in the first round of the NIT ... In the first 32 games of the season, Henderson played 28 minutes, was 2-of-3 from the field, scored five points and had six rebounds ... At Providence (Game 33) alone, played 18 minutes, was 3-of-6 from the field, scored six points and had five rebounds.

2019-20 HIGHLIGHTS:

- Is 2-of-2 from the field this season and, in 20 minutes of action, has five rebounds and two blocked shots.

ETHAN HENDERSON 2019-20 GAME STATS

Opponent	Date	GS	Min	FG	FGA	Pct	3FG	3A	Pct	FT	FTA	Pct	O	D	Tot	Avg	PF	FO	A	TO	Blk	Stl	Pts	Avg
RICE	11/05/19	12		1	1	1.000	0	0	.000	0	0	.000	0	3	3	3.0	3	0	0	1	1	1	2	2.0
NORTH TEXAS	11/12/19	DNP																						
MONTANA	11/16/19	DNP																						
TEXAS SOUTHERN	11/19/19	8		1	1	1.000	0	0	.000	0	0	.000	0	2	2	2.5	0	0	0	1	1	0	2	2.0
SOUTH DAKOTA	11/22/19	DNP																						
at Georgia Tech	11/25/19	DNP																						
NORTHERN KY	11/30/19	DNP																						
Totals		0	20	2	2	1.000	0	0	.000	0	0	.000	0	5	5	2.5	3	0	0	2	2	1	4	2.0

PERSONAL BESTS

POINTS	SEC ONLY
Season: 2 (2x) last vs TX Southern (11/19/19)	
Career: 6 at Providence (03/19/19)	2 at Tennessee (01/15/19)
FG MADE	SEC ONLY
Season: 1 (2x) last vs TX Southern (11/19/19)	
Career: 3 at Providence (03/19/19)	1 at Tennessee (01/15/19)
FG ATTEMPTED	SEC ONLY
Season: 1 (2x) last vs TX Southern (11/19/19)	
Career: 6 at Providence (03/19/19)	1 (2x), last vs. Georgia (01/29/19)
3-POINT FG MADE	SEC ONLY
Season: --	
Career: --	--
3-PT FG ATTEMPTS	SEC ONLY
Season: --	
Career: --	--
FT MADE	SEC ONLY
Season: --	
Career: 1 vs FIU (12/01/18)	--
FT ATTEMPTED	SEC ONLY
Season: --	
Career: 2 vs FIU (12/01/18)	--
REBOUNDS	SEC ONLY
Season: 3 vs Rice (11/05/19)	
Career: 5 at Providence (03/19/19)	1 at Tennessee (01/15/19)
ASSISTS	SEC ONLY
Season: --	
Career: 1 vs UTA (11/23/18)	--
STEALS	SEC ONLY
Season: 1 vs Rice (11/05/19)	
Career: 2 at Tennessee (01/15/19)	2 at Tennessee (01/15/19)
BLOCKED SHOTS	SEC ONLY
Season: 1 (2x) last vs TX Southern (11/19/19)	
Career: 1 (4x), last vs TX SOU (11/19/19)	1 at Auburn (02/20/19)
MINUTES	SEC ONLY
Season: 12 vs Rice (11/05/19)	
Career: 18 at Providence (03/19/19)	4 at Tennessee (01/15/19)



ETHAN HENDERSON CAREER STATISTICS

Year	GP	GS	Min	Avg	FG	FGA	Pct	3FG	3FGA	Pct	FT	FTA	Pct	Off	Def	Tot	Avg	PF	FO	Ast	TO	Blk	Stl	Pts	Avg
2018-19	12	0	51	4.3	5	10	.500	0	0	.000	1	3	.333	3	9	12	1.0	6	0	1	3	2	3	11	0.9
2019-20	2	0	20	10.0	2	2	1.000	0	0	.000	0	0	.000	0	5	5	2.5	3	0	0	2	2	1	4	2.0
TOTAL	14	0	71	5.1	7	12	.583	0	0	.000	1	3	.333	3	14	17	1.2	9	0	1	5	4	4	15	1.1

33

JIMMY WHITT JR.

G • Gr. Sr. • 6-3 • 175
Columbia, Mo. || Hickman HS

Began his career at Arkansas before transferring to SMU, returns to the Razorbacks for the 2019-20 season as a graduate transfer ... Received his B.S. in Sport Management from SMU in May 2019 ... Is pursuing an M.Ed. in Adult and Lifelong Learning ... His brother, Marcus, was a graduate assistant on Coach Musselman's staff at Nevada.

"Jimmy may be the best rebounding point guard in the nation."

- Arkansas head coach Eric Musselman

- Leads the team in rebounding (6.0 avg.)
- Scored his 1,000th vs Northern KY on old-fashion 3-point play ... Needs 17 assists for 300
- Games in double figure points: 49 for career • 5 for 2019-20
- Played 158 minutes and 18 seconds over five games without a turnover. (The final 17:44 vs Montana, 33:46 minutes versus Texas Southern, 35:28 minutes versus South Dakota, 43:47 minutes versus Georgia Tech and 27:33 minutes vs Northern Kentucky.)

2019-20 HIGHLIGHTS:

- Had five assists in the season-opening win over Rice.
- Pumped in 13 points with three steals and two assists versus North Texas.
- Named **MVP of the Collegiate Hoops Roadshow - Razorback Regional** ... Averaged 1.8 points and 8.3 rebounds while shooting 63% from the field and making 11-of-15 FT.
- Had a double-double with 14 points and seven rebounds versus Montana.
- Record his **sixth career double-double** - first as a Razorback - vs. Texas Southern with 17 points and 10 rebounds.
- **Tied a career high with 24 points** ... Was 11-of-14 from the field ... **Set an Arkansas record** for most points by a guard in the 3-point era without attempting a 3-pointer (@HogStats.com).
- Once again **tied his career high with 24 points** versus Northern Kentucky ... Made 6-of-7 FT and grabbed nine rebounds.
- Only scored six points on 3-of-12 shooting, but played great defense versus GT guard Michael Devoe, getting two blocked shots and holding Devoe to 4-of-16 shooting.

TRIPLE-DOUBLES (1)

2018-19 (Jr.)

Opp	Pts	Rebs	Asst
McNeese St.	12	10	10

DOUBLE-DOUBLES (6)

2019-20 (Sr.)

Opp	Pts	Rebs
Texas Southern	17	10

2018-19 (Jr.)

Opp	Pts	Rebs
vs. Bradley	12	13
McNeese St. *	12	10
at Tulane	11	11
at UConn	20	10
Tulsa	10	10

* - part of a triple-double

PERSONAL BESTS

POINTS

Season: 24 vs South Dakota (11/22/19)

Career: 24 (2x) last vs S Dakota (11/22/19)

SEC ONLY

15 at Missouri (01/12/16)

FG MADE

Season: 11 vs South Dakota (11/22/19)

Career: 12 vs Cincinnati (03/15/19)

SEC ONLY

15 at Missouri (01/12/16)

FG ATTEMPTED

Season: 14 vs South Dakota (11/22/19)

Career: 19 (2x) last vs Cincinnati (03/05/19)

SEC ONLY

12 at Mississippi State (02/09/16)

3-POINT FG MADE

Season: --

Career: 2 (3x) last at UCF (03/04/18)

SEC ONLY

2 (2x), last vs LSU (02/23/16)

3-PT FG ATTEMPTS

Season: --

Career: 6 at UCF (03/04/18)

SEC ONLY

3 vs LSU (02/23/16)

FT MADE

Season: 3 vs North Texas (11/12/19)

Career: 7 vs Wichita State (02/24/18)

SEC ONLY

4 (2x) last vs USC (03/05/16)

FT ATTEMPTED

Season: 4 vs North Texas (11/12/19)

Career: 8 vs Wichita State (02/24/18)

SEC ONLY

6 (2x) last vs USC (03/05/16)

REBOUNDS

Season: 10 vs Texas Southern (11/19/19)

Career: 13 (2x) last vs Bradley (11/20/18)

SEC ONLY

4 at Mississippi State (02/09/16)

ASSISTS

Season: 5 vs Rice (11/05/19)

Career: 10 vs McNeese (11/29/18)

SEC ONLY

2 (4x) last vs Auburn (02/17/16)

STEALS

Season: 3 (2x) last vs S Dakota (11/22/19)

Career: 5 (3x) vs Memphis (21/14/18)

SEC ONLY

1 (8x) last at Tennessee (02/27/16)

BLOCKED SHOTS

Season: 2 at Georgia Tech (11/25/19)

Career: 3 (2x) at Memphis (01/19/19)

SEC ONLY

2 vs Vanderbilt (01/15/16)

MINUTES

Season: 43:47 at Georgia Tech (11/25/19)

Career: 43:47 at Georgia Tech (11/25/19)

SEC ONLY

20 (3x) last at Miss State (02/09/16)

JIMMY WHITT JR. 2019-20 GAME STATS

Opponent	Date	GS	Min	FG	FGA	Pct	3FG	3A	Pct	FT	FTA	Pct	O	D	Tot	Avg	PF	FO	A	TO	Blk	Stl	Pts	Avg	
RICE	11/05/19	*	28	1	4	.250	0	0	.000	0	0	.000	2	2	4	4.0	0	0	5	2	1	1	2	2.0	
NORTH TEXAS	11/12/19	*	35	5	10	.500	0	0	.000	3	4	.750	0	1	1	2.5	4	0	2	1	1	3	13	7.5	
MONTANA	11/16/19	*	28	6	12	.500	0	0	.000	2	3	.667	2	5	7	4.0	3	0	2	4	0	1	14	9.7	
TEXAS SOUTHERN	11/19/19	*	34	8	13	.615	0	0	.000	1	2	.500	2	8	10	5.5	1	0	1	0	0	0	17	11.5	
SOUTH DAKOTA	11/22/19	*	35	11	14	.786	0	0	.000	2	3	.667	1	6	7	5.8	1	0	1	0	1	3	24	14.0	
at Georgia Tech	11/25/19	*	44	3	12	.250	0	0	.000	0	2	.000	0	4	4	5.5	3	0	2	0	2	0	6	12.7	
NORTHERN KY	11/30/19	*	38	9	15	.600	0	0	.000	6	7	.857	3	6	9	6.0	4	0	2	1	0	1	24	14.3	
Totals			7	242	43	80	.538	0	0	.000	14	21	.667	10	32	42	6.0	16	0	15	8	5	9	100	14.3

JIMMY WHITT JR. CAREER STATISTICS

Year	GP	GS	Min	Avg	FG	FGA	Pct	3FG	3FGA	Pct	FT	FTA	Pct	Off	Def	Tot	Avg	PF	FO	Asst	TO	Blk	Stl	Pts	Avg
2015-16 (ARK)	32	10	552	17.2	75	194	.387	6	16	.375	38	48	.792	11	42	53	1.7	66	0	35	31	6	20	194	6.1
2016-17 - REDSHIRTED AT SMU																									
2017-18 (SMU)	33	33	1096	33.2	140	287	.488	6	21	.286	60	101	.594	50	121	171	5.2	76	1	114	54	16	60	346	10.5
2018-19 (SMU)	30	30	1053	35.1	162	332	.488	4	28	.143	42	74	.568	62	131	193	6.4	71	1	119	44	13	43	370	12.3
2019-20 (ARK)	7	7	242	34.6	43	80	.538	0	0	.000	14	21	.667	10	32	42	6.0	16	0	15	8	5	9	100	14.3
TOTAL	102	80	2943	28.9	420	893	.470	16	65	.246	154	244	.631	133	326	459	4.5	229	2	283	137	40	132	1010	9.9



35 REGGIE CHANEY

F • So. • 6-8 • 222
Tulsa, Okla. || Findlay Prep (Nev.)

• Has a blocked shot in 27 of his 38 career games, including 7 with at least 3 rejections.

• Games with 3+ blocked shots: 7 career • 1 • 2019-20

2019-20 HIGHLIGHTS:


- Missed the first three games ... In his debut (vs Texas Southern) was very efficient in his 19 minutes played ... **Tied a career high** with four steals ... Was 3-of-4 from the field for six points with two rebounds and a blocked shot.
- Was 3-of-3 from the field – all dunks – while adding three blocked shots.
- Posted **career highs in rebounds (11) and assists (5)** versus Northern Kentucky.

REGGIE CHANEY 2019-20 GAME STATS

Opponent	Date	GS	Min	FG	FGA	Pct	3FG	3A	Pct	FT	FTA	Pct	O	D	Tot	Avg	PF	FO	A	TO	Blk	Stl	Pts	Avg
RICE	11/05/19	DNP																						
NORTH TEXAS	11/12/19	DNP																						
MONTANA	11/16/19	DNP																						
TEXAS SOUTHERN	11/19/19	19	3	4	.750	0	0	.000	0	1	.000	1	1	2	2.0	0	0	0	0	1	4	6	6.0	
SOUTH DAKOTA	11/22/19	15	3	3	1.000	0	0	.000	0	0	.000	1	1	2	2.0	4	0	2	0	3	1	6	6.0	
at Georgia Tech	11/25/19	12	0	1	.000	0	0	.000	0	0	.000	1	1	2	2.0	2	0	0	1	1	1	0	4.0	
NORTHERN KY	11/30/19	24	3	5	.600	0	0	.000	0	0	.000	2	9	11	4.3	5	1	5	1	0	0	6	4.5	
Totals		0	70	9	13	.692	0	0	.000	0	1	.000	5	12	17	4.3	11	1	7	2	5	6	18	4.5

PERSONAL BESTS

POINTS	SEC ONLY
Season: 6 (3x) last vs Northern Ky (11/30/19)	
Career: 14 at Providence (03/19/19)	12 vs. LSU (01/12/19)
FG MADE	SEC ONLY
Season: 3 (3x) last vs Northern Ky (11/30/19)	
Career: 7 at Providence (03/19/19)	6 vs. LSU (01/12/19)
FG ATTEMPTED	
Season: 5 vs Northern Kentucky (11/30/19)	
Career: 9 (2x), last at Providence (03/19/19)	8 vs. LSU (01/12/19)
3-POINT FG MADE	SEC ONLY
Season: --	
Career: --	--
3-PT FG ATTEMPTS	SEC ONLY
Season: --	
Career: --	--
FT MADE	SEC ONLY
Season: --	
Career: 3 vs Miss State (02/16/19)	3 vs Miss State (02/16/19)
FT ATTEMPTED	SEC ONLY
Season: 1 vs Texas Southern (11/19/19)	
Career: 4 vs. UC Davis (11/12/18)	3 vs Miss State (02/16/19)
REBOUNDS	SEC ONLY
Season: 11 vs Northern Kentucky (11/30/19)	
Career: 11 vs Northern Ky (11/30/19)	6 (3x), last vs. Georgia (01/29/19)
ASSISTS	SEC ONLY
Season: 5 vs Northern Kentucky (11/30/19)	
Career: 5 vs Northern Ky (11/30/19)	4 vs. Missouri (01/23/19)
STEALS	SEC ONLY
Season: 4 vs Texas Southern (11/19/19)	
Career: 4 (3x), last vs TX SOU (11/19/19)	4 vs. LSU (01/12/19)
BLOCKED SHOTS	SEC ONLY
Season: 3 vs South Dakota (11/22/19)	
Career: 7 at Providence (03/19/19)	5 vs. Georgia (01/29/19)
MINUTES	SEC ONLY
Season: 24:49 vs Texas Southern (11/19/19)	
Career: 28 (2x), last at Providence (03/19/19)	27 vs. LSU (01/12/19)



REGGIE CHANEY CAREER STATISTICS

Year	GP	GS	Min	Avg	FG	FGA	Pct	3FG	3FGA	Pct	FT	FTA	Pct	Off	Def	Tot	Avg	PF	FO	Ast	TO	Blk	Stl	Pts	Avg
2018-19	34	2	555	16.3	83	150	.553	0	0	.000	17	33	.515	40	78	118	3.5	82	2	25	46	46	21	183	5.4
2019-20	4	0	70	17.5	9	13	.692	0	0	.000	0	1	.000	5	12	17	4.3	11	1	7	2	5	6	18	4.5
TOTAL	38	2	625	16.4	92	163	.564	0	0	.000	17	34	.500	45	90	135	3.6	93	3	32	48	51	27	201	5.3

ARKANSAS RAZORBACKS

2019-20 SEASON RESULTS & LEADERS

RECORD:	OVERALL	HOME	AWAY	NEUTRAL
ALL GAMES	7-0	6-0	1-0	0-0
CONFERENCE	0-0	0-0	0-0	0-0
NON-CONFERENCE	7-0	6-0	1-0	0-0

DATE	TIME (CT)	OPPONENT	TV	RESULT	ATTEND	RECORD (SEC)	HIGH POINTS	HIGH REBOUNDS
11/05/19	7:00 pm	RICE	SEC Network Plus	W 91-43	17274	1-0 --	(32)Mason Jones	(9)Adrio Bailey
11/12/19	7:00 pm	NORTH TEXAS	SEC Network Plus	W 66-43	12001	2-0 --	(16)Mason Jones (16)Isaiah Joe	(6)Mason Jones (6)Desi Sills
11/16/19	4:00 pm	+ MONTANA	SEC Network Plus	W 64-46	13058	3-0 --	(19)Mason Jones	(11)Adrio Bailey
11/19/19	7:00 pm	+ TEXAS SOUTHERN	SEC Network Plus	W 82-51	11182	4-0 --	(33)Isaiah Joe	(10)Jimmy Whitt Jr.
11/22/19	8:00 pm	+ SOUTH DAKOTA	SEC Network	W 77-56	12581	5-0 --	(24)Jimmy Whitt Jr.	(7)Jimmy Whitt Jr. (7)Mason Jones
11/25/19	6:00 pm	at Georgia Tech	ACC Network	W 62-61 (OT)	6547	6-0 --	(24)Mason Jones	(9)Isaiah Joe
11/30/19	4:00 pm	+ NORTHERN KENTUCKY	SEC Network Plus	W 66-60	14080	7-0 --	(24)Jimmy Whitt Jr.	(11)Reggie Chaney
12/03/19	7:00 pm	AUSTIN PEAY	SEC Network Plus					
12/07/19	6:30 pm	at Western Kentucky	CBS Sports Network					
12/14/19	12:30 pm	TULSA	ESPNU					
12/21/19	7:00 pm	! vs Valparaiso	--					
12/29/19	TBA	at Indiana	Big Ten Network					
01/04/20	6:00 pm	* TEXAS A&M	SEC Network					
01/08/20	8:00 pm	* at LSU	ESPN2 / U					
01/11/20	5:00 pm	* at Ole Miss	SEC Network					
01/15/20	7:30 pm	* VANDERBILT	SEC Network					
01/18/20	3:00 pm	* KENTUCKY	ESPN / 2					
01/22/20	6:00 pm	* at Mississippi State	SEC Network					
01/25/20	3:00 pm	% TCU	ESPN / 2 / U					
01/29/20	7:30 pm	* SOUTH CAROLINA	SEC Network					
02/01/20	5:00 pm	* at Alabama	SEC Network					
02/04/20	6:00 pm	* AUBURN	SEC Network					
02/08/20	2:30 pm	* at Missouri	SEC Network					
02/11/20	6:00 pm	* at Tennessee	ESPN / 2 / U					
02/15/20	Noon	* MISSISSIPPI STATE	SEC Network					
02/18/20	6:00 pm	* at Florida	ESPN / 2 / U					
02/22/20	Noon	* MISSOURI	SEC Network					
02/26/20	7:30 pm	* TENNESSEE	SEC Network					
02/29/20	5:00 pm	* at Georgia	SEC Network					
03/04/20	6:00 pm	* LSU	SEC Network					
03/07/20	3:30 pm	* at Texas A&M	SEC Network					
03/11-15/20		^ SEC Tournament						

Home Games in CAPS | * - Conference game | + = College Hoops Roadshow presented by AtmosAir - Razorback Regional
! - at Verizon Arena (North Little Rock, Ark.) | % - Big 12/SEC Challenge | ^ - SEC Tournament (Nashville, Tenn. - Bridgestone Arena)

ATTENDANCE SUMMARY	GAMES	TOTALS	AVG/GAME
HOME	6	80176	13363
AWAY	1	6547	6547
NEUTRAL	0	0	0
TOTAL	7	86723	12389

ARKANSAS RAZORBACKS

2019-20 SEASON STATISTICS • ALL GAMES

RECORD:	OVERALL	HOME	AWAY	NEUTRAL
ALL GAMES	7-0	6-0	1-0	0-0
CONFERENCE	0-0	0-0	0-0	0-0
NON-CONFERENCE	7-0	6-0	1-0	0-0

##	Player	GP	GS	• TOTAL •			• 3-PTS •			• REBOUNDS •																
				Min	Avg	FG	FGA	Pct	3FG	FGA	Pct	FT	FTA	Pct	Off	Def	Tot	Avg	PF	FO	A	TO	Blk	Stl	Pts	Avg
15	Mason Jones	6	6	189	31.5	34	68	.500	9	31	.290	34	37	.919	7	27	34	5.7	14	0	13	19	3	16	111	18.5
1	Isaiah Joe	7	7	261	37.3	34	96	.354	22	66	.333	20	25	.800	5	26	31	4.4	10	0	22	14	1	14	110	15.7
33	Jimmy Whitt Jr.	7	7	242	34.6	43	80	.538	0	0	.000	14	21	.667	10	32	42	6.0	16	0	15	8	5	9	100	14.3
3	Desi Sills	7	7	220	31.4	27	71	.380	2	30	.067	10	15	.667	5	19	24	3.4	20	0	11	16	2	8	66	9.4
2	Adrio Bailey	7	7	169	24.1	20	41	.488	2	6	.333	9	13	.692	11	26	37	5.3	18	0	9	12	10	14	51	7.3
5	Jalen Harris	7	0	155	22.1	8	22	.364	4	13	.308	12	14	.857	1	14	15	2.1	16	0	15	9	2	9	32	4.6
35	Reggie Chaney	4	0	70	17.5	9	13	.692	0	0	.000	0	1	.000	5	12	17	4.3	11	1	7	2	5	6	18	4.5
0	Jeantal Cylla	7	1	96	13.7	7	23	.304	1	10	.100	1	2	.500	3	13	16	2.3	11	0	0	6	3	0	16	2.3
24	Ethan Henderson	2	0	20	10.0	2	2	1.000	0	0	.000	0	0	.000	0	5	5	2.5	3	0	0	2	2	1	4	2.0
12	Ty Stevens	2	0	2	1.0	0	1	.000	0	0	.000	0	1	.000	0	0	0	0.0	0	0	0	0	0	0	0	0.0
13	Emeka Obukwelu	1	0	1	1.0	0	0	.000	0	0	.000	0	0	.000	1	2	3	3.0	0	0	0	0	0	0	0	0.0
TEAM.....														9	12	21	3.0	0		0				0		
ARKANSAS.....				7		184	417	.441	40	156	.256	100	129	.775	57	188	245	35.0	119	1	92	88	33	77	508	72.6
Opponents.....				7		134	377	.355	21	117	.179	71	111	.640	68	183	251	35.9	130	-	60	141	19	42	360	51.4

SCORE BY PERIODS:	1st	2nd	OT	Total
Arkansas	240	265	3	508
Opponents	159	199	2	360

DEADBALL REBOUNDS:	OFF	DEF	TOTAL
Arkansas	17	7	24
Opponents	19	5	24

2019-20 RAZORBACK GAME-BY-GAME STATISTICS

Opponent	Date	Score	W/L	• TOTAL •			• 3-PTRS •						• REBOUNDS •										
				FG	FGA	Pct	3FG	FGA	Pct	FT	FTA	Pct	Off	Def	Tot	Avg	PF	A	TO	Blk	Stl	Pts	Avg
RICE	11/05/19	91-43	W	37	67	.552	10	25	.400	7	11	.636	10	35	45	45.0	16	19	21	5	14	91	91.0
NORTH TEXAS	11/12/19	66-43	W	20	45	.444	6	22	.273	20	24	.833	4	20	24	34.5	15	8	10	5	11	66	78.5
MONTANA	11/16/19	64-46	W	20	54	.370	4	20	.200	20	26	.769	14	23	37	35.3	18	9	13	2	11	64	73.7
TEXAS SOUTHERN	11/19/19	82-51	W	31	71	.437	6	26	.231	14	18	.778	11	25	36	35.5	14	13	10	10	13	82	75.8
SOUTH DAKOTA	11/22/19	77-56	W	31	66	.470	4	20	.200	11	12	.917	7	29	36	35.6	20	11	8	6	8	77	76.0
at Georgia Tech	11/25/19	62-61	Wot	22	59	.373	7	25	.280	11	16	.688	3	27	30	34.7	22	14	14	4	15	62	73.7
NORTHERN KY	11/30/19	66-60	W	23	55	.418	3	18	.167	17	22	.773	8	29	37	35.0	14	18	12	1	5	66	72.6
Arkansas		508		184	417	.441	40	156	.256	100	129	.775	57	188	245	35.0	119	92	88	33	77	508	72.6
Opponents		360		134	377	.355	21	117	.179	71	111	.640	68	183	251	35.9	130	60	141	19	42	360	51.4

Games played: 7
 Points/game: 72.6
 FG Pct: 44.1
 3FG Pct: 25.6
 FT Pct: 77.5

Rebounds/game: 35.0
 Assists/game: 13.1
 Turnovers/game: 12.6
 Assist/turnover ratio: 1.0
 Steals/game: 11.0
 Blocks/game: 4.7

2019-20 OPPONENT GAME-BY-GAME STATISTICS

Opponent	Date	Score	W/L	• TOTAL •			• 3-PTRS •						• REBOUNDS •										
				FG	FGA	Pct	3FG	FGA	Pct	FT	FTA	Pct	Off	Def	Tot	Avg	PF	A	TO	Blk	Stl	Pts	Avg
RICE	11/05/19	91-43	W	16	56	.286	2	25	.080	9	15	.600	6	21	27	27.0	16	7	27	2	9	43	43.0
NORTH TEXAS	11/12/19	66-43	W	17	51	.333	2	17	.118	7	12	.583	14	23	37	32.0	22	8	18	0	3	43	43.0
MONTANA	11/16/19	64-46	W	18	56	.321	2	16	.125	8	14	.571	15	24	39	34.3	22	10	23	5	5	46	44.0
TEXAS SOUTHERN	11/19/19	82-51	W	19	55	.345	2	11	.182	11	19	.579	12	27	39	35.5	20	8	24	6	4	51	45.8
SOUTH DAKOTA	11/22/19	77-56	W	22	55	.400	3	12	.250	9	14	.643	6	24	30	34.4	15	11	13	1	5	56	47.8
at Georgia Tech	11/25/19	62-61	Wot	22	53	.415	2	12	.167	15	22	.682	10	37	47	36.5	16	7	24	1	6	61	50.0
NORTHERN KY	11/30/19	66-60	W	20	51	.392	8	24	.333	12	15	.800	5	27	32	35.9	19	9	12	4	10	60	51.4
Opponents		360		134	377	.355	21	117	.179	71	111	.640	68	183	251	35.9	130	60	141	19	42	360	51.4
Arkansas		508		184	417	.441	40	156	.256	100	129	.775	57	188	245	35.0	119	92	88	33	77	508	72.6

Games played: 7
Points/game: 51.4
FG Pct: 35.5
3FG Pct: 17.9
FT Pct: 64.0

Rebounds/game: 35.9
Assists/game: 8.6
Turnovers/game: 20.1
Assist/turnover ratio: 0.4
Steals/game: 6.0
Blocks/game: 2.7

ARKANSAS RAZORBACKS

2019-20 GAME-BY-GAME POINTS-ASSISTS-REBOUNDS

Opponent	Date	Score	WL	0 CYLLA	1 JOE	2 BAILEY	3 SILLS	5 HARRIS	12 STEVENS	13 OBUKWELU	14 BELL	15 JONES	24 HENDERSON	33 WHITT	35 CHANEY
RICE	11/05/19	91-43	W	5-6-0	24-5-7	8-9-1	8-1-2	10-4-1	0-0-0	0-3-0	--	32-7-3	2-3-0	2-4-5	DNP
N TX	11/12/19	66-43	W	2-2-0	16-3-2	8-5-0	9-6-1	2-0-1	DNP	DNP	--	16-6-2	DNP	13-1-2	DNP
MONT	11/16/19	64-46	W	0-2-0	9-5-2	12-11-1	5-3-0	5-1-0	DNP	DNP	--	19-5-4	DNP	14-7-2	DNP
TX SOU	11/19/19	82-51	W	2-1-0	33-4-1	4-4-3	10-2-2	2-5-5	0-0-0	DNP	--	6-2-1	2-2-0	17-10-1	6-2-0
SD	11/22/19	77-56	W	7-4-0	5-5-5	7-3-0	6-4-1	8-1-2	DNP	DNP	--	14-7-0	DNP	24-7-1	6-2-2
at GATECH	11/25/19	62-61	WOT	0-1-0	13-9-1	8-3-3	11-5-4	0-0-1	DNP	DNP	--	24-6-3	DNP	6-4-2	0-1-0
NKU	11/30/19	66-60	W	0-0-0	10-0-4	4-3-1	17-4-1	5-4-5	DNP	DNP	DNP	DNP	DNP	24-9-2	6-11-5

ARKANSAS RAZORBACKS

2019-20 STARTING LINEUPS

Date	Opponent	Whitt	Sills	Joe	Jones	Bailey	1st SUB	Outcome
Nov. 05	Rice	Whitt	Sills	Joe	Jones	Bailey	Cylla	W, 91-43
Nov. 12	North Texas	Whitt	Sills	Joe	Jones	Bailey	Harris	W, 66-43
Nov. 16	Montana	Whitt	Sills	Joe	Jones	Bailey	Cylla / Harris	W, 64-46
Nov. 19	Texas Southern	Whitt	Sills	Joe	Jones	Bailey	Harris	W, 82-51
Nov. 22	South Dakota	Whitt	Sills	Joe	Jones	Bailey	Cylla	W, 77-56
Nov. 25	@ Ga Tech	Whitt	Sills	Joe	Jones	Bailey	Chaney	W, 62-61 ot
Nov. 30	Northern Ky	Whitt	Sills	Joe	Cylla	Bailey	Chaney / Harris	W, 66-60

RECORD BY LINEUP:

Whitt	Joe	Sills	Jones	Bailey	6-0	Harris	4-0
Whitt	Joe	Sills	Cylla	Bailey	1-0	Cylla	3-0
						Chaney	2-0

RECORD BY 1ST SUB (including ties)

Harris	4-0
Cylla	3-0
Chaney	2-0

ARKANSAS RAZORBACKS

2019-20 SPECIALTY STATS (ARKANSAS/OPPONENT)

Opponent	Pts in Paint	Pts Off TO	2nd Chance	Fast Break	Bench	Ties	Lead Chng	Ark Largest Lead	Best Ark Run	Opp Largest Lead	Best Opp Run	Ark Led	Opp Opp	Gm Tied
RICE	42 / 26	29 / 19	7 / 0	30 / 15	17 / 16	1	2	48 03:25 2nd	12 pts	2 16:57 1st	8 pts	37:35	0:45	1:40
NORTH TEXAS	20 / 28	22 / 7	7 / 12	14 / 9	4 / 7	0	0	23 0:03 2nd	9 pts (2x)	- - -	7 pts	38:41	--	1:19
MONTANA	26 / 28	23 / 12	16 / 11	14 / 6	5 / 10	1	0	20 1:35 2nd	8 pts	- - -	6 pts	38:30	--	1:30
TEXAS SOUTHERN	44 / 28	25 / 6	12 / 7	24 / 18	12 / 21	0	2	31 0:58 2nd	12 pts	1 17:44 1st	8 pts	38:13	0:18	1:29
SOUTH DAKOTA	44 / 32	12 / 12	16 / 11	11 / 9	21 / 7	0	0	23 3:04 2nd	13 pts	- - -	6 pts	39:42	--	0:18
@ Georgia Tech	20 / 34	18 / 11	0 / 12	19 / 12	0 / 10	5	9	9 16:07 2nd	11 pts	3 9:02 1st	7 pts	32:08	3:15	9:36
NORTHERN KY	38 / 18	19 / 11	7 / 5	15 / 7	11 / 0	1	2	12 8:49 2nd	10 pts	9 15:01 1st	8 pts	22:43	16:16	1:01

DEFLECTIONS (Arkansas career Only)

Player	16-17	17-18	18-19	19-20	Career
Bailey	45	106	110	36	297
Chaney	-	-	115	15	130
Cylla	-	-	-	6	6
Harris	-	-	92	12	104
Henderson	-	-	7	5	12
Joe	-	-	110	15	125
Jones	-	-	84	30	114
Sills	-	-	60	16	76
Whitt	-	-	-	24	24

MOST IN A GAME 2019-20:

- 10 Jones (Montana)
- 8 Bailey (S DAK)
- 7 Bailey (Rice●TXSOU)
- 6 Chaney (TXSOU) | Whitt (GT)
- 5 Jones (Rice) | Jones (TXSOU●GT)

CHARGES DRAWN (Arkansas career Only)

Player	16-17	17-18	18-19	19-20	Career
Bailey	4	4	3	2	31
Chaney	-	-	0	-	0
Cylla	-	-	-	-	0
Harris	-	-	4	1	5
Henderson	-	-	0	-	0
Joe	-	-	27*	7	34
Jones	-	-	0	1	1
Sills	-	-	3	-	3
Whitt	-	-	-	1	1

* - led team

DUNKS (Arkansas career Only)

Player	16-17	17-18	18-19	19-20	Career
Bailey	6	16	18	8	48
Chaney	-	-	17	6	23
Cylla	-	-	-	1	1
Harris	-	-	12	1	13
Henderson	-	-	2	1	3
Joe	-	-	2	2	4
Jones	-	-	0	1	1
Sills	-	-	1	2	3
Whitt	-	-	-	3	3

ARKANSAS RAZORBACKS

2019-20 GAME HIGHS IN...

Opponent	DATE	SCORE	RESULT	POINTS	REBOUNDS	ASSISTS	STEALS	BLOCKED SHOTS
RICE	11/05/19	91-43	W	32-Mason Jones	9-Adrio Bailey	7-Isaiah Joe	5-Mason Jones	1-Jimmy Whitt Jr. Adrio Bailey Jeantal Cylla Jalen Harris Ethan Henderson
NORTH TEXAS	11/12/19	66-43	W	16-Isaiah Joe Mason Jones	6-Mason Jones Desi Sills	2-Mason Jones Jimmy Whitt Jr. Isaiah Joe	4-Adrio Bailey	1-Isaiah Joe Jimmy Whitt Jr. Jalen Harris Adrio Bailey Desi Sills
MONTANA	11/16/19	64-46	W	19-Mason Jones	11-Adrio Bailey	4-Mason Jones	4-Jalen Harris Mason Jones	1-Mason Jones Adrio Bailey
TEXAS SOUTHERN	11/19/19	82-51	W	33-Isaiah Joe	10-Jimmy Whitt Jr.	5-Jalen Harris	5-Isaiah Joe	5-Adrio Bailey
SOUTH DAKOTA	11/22/19	77-56	W	24-Jimmy Whitt Jr.	7-Mason Jones Jimmy Whitt Jr.	5-Isaiah Joe	3-Jimmy Whitt Jr. Adrio Bailey	3-Reggie Chaney
at Georgia Tech	11/25/19	62-61	W ot	24-Mason Jones	9-Isaiah Joe	4-Desi Sills	6-Isaiah Joe	2-Jimmy Whitt Jr.
NORTHERN KENTUCKY	11/30/19	66-60	W	24-Jimmy Whitt Jr.	11-Reggie Chaney	5-Jalen Harris Reggie Chaney	2-Desi Sills	1-Desi Sills

LED TEAM IN POINTS (including ties)	LED TEAM IN REBS (including ties)	LED TEAM IN ASSISTS (including ties)	LED TEAM IN STEALS (including ties)	LED TEAM IN BLKS (including ties)
Jones 4	Bailey 2	Joe 3	Jones 2	Bailey 4
Joe 2	Whitt 2	Jones 2	Bailey 2	Whitt 3
Whitt 2	Jones 2	Harris 2	Joe 2	Harris 2
	CHaney 1	Whitt 1	Harris 1	Sills 2
	Joe 1	Sills 1	Whitt 1	Chaney 1
	Sills 1	Chaney 1	Sills 1	Jones 1
				Cylla 1
				Henderson 1
				Joe 1

GAME 1		43		19 24		43 91		Nov. 5, 2019 • Fayetteville, Ark.	
SEC ESPN +		R		Rice		ARKANSAS			

Rice 43 • 0-1

#	Player	Total		3-Ptr		Rebounds			PF	TP	A	TO	Blk	Stl	Min
		FG-FGA	FT-FTA	FG-FGA	FT-FTA	Off	Def	Tot							
10	Robert Martin	f	1-7	0-2	3-4	1	2	3	3	5	0	4	0	0	29
02	Trey Murphy III	g	3-10	0-5	1-2	1	1	2	2	7	0	3	1	0	30
03	Ako Adams	g	4-10	2-7	3-3	0	1	1	3	13	1	6	0	1	19
23	Drew Peterson	g	0-5	0-3	0-0	0	8	8	0	0	2	4	0	0	23
24	Chris Mullins	g	1-7	0-2	1	2	3	1	2	1	1	1	1	2	24
00	Payton Moore	g	1-3	0-2	0-0	0	0	0	1	2	1	4	0	0	15
01	Josh Parrish	g	2-4	0-0	0-0	0	1	1	2	4	0	0	0	1	15
04	Quincy Olivari	g	2-6	0-4	2-4	0	2	2	3	6	1	0	0	1	14
05	Addison Owen	g	0-0	0-0	0-0	0	0	0	0	0	0	0	0	0	2
13	Tommy McCarthy	g	0-1	0-0	0-0	0	0	0	0	0	0	0	0	0	3
14	Reed Myers	g	0-0	0-0	0-0	0	0	0	0	0	0	0	0	0	2
15	Max Fiedler	g	2-3	0-0	0-0	0	2	2	0	4	0	0	0	0	7
20	Zach Crisler	g	0-0	0-0	0-0	0	0	0	1	0	1	2	0	0	12
35	Tim Harrison	g	0-0	0-0	0-0	1	1	2	0	0	0	0	0	0	5
Team						2	1	3			3				
Totals			16-56	2-25	9-15	6	21	27	16	43	7	27	2	9	200
FG % 1st Half:		8-25	32.0%	2nd half:	8-31	25.8%	Game:		16-56	28.6%	Deadball				
3FG % 1st Half:		2-13	15.4%	2nd half:	0-12	0.0%	Game:		2-25	8.0%	Rebounds				
FT % 1st Half:		1-4	25.0%	2nd half:	8-11	72.7%	Game:		9-15	60.0%	Totals				

Arkansas 91 • 1-0

#	Player	Total		3-Ptr		Rebounds			PF	TP	A	TO	Blk	Stl	Min
		FG-FGA	FT-FTA	FG-FGA	FT-FTA	Off	Def	Tot							
02	Adrio Bailey	f	4-7	0-0	0-0	2	7	9	3	8	1	3	1	3	21
01	Isaiah Joe	g	10-18	4-11	0-0	0	5	5	1	24	7	5	0	0	32
03	Desi Sills	g	4-8	0-3	0-0	0	1	1	3	8	2	3	0	1	29
15	Mason Jones	g	12-18	4-8	4-4	1	6	7	0	32	3	3	0	5	33
33	Jimmy Whitt Jr.	g	1-4	0-0	0-0	2	2	4	0	2	5	2	1	1	28
00	Jeantal Cylia	g	2-7	0-1	1-2	1	5	6	2	5	0	2	1	0	21
05	Jalen Harris	g	3-4	2-2	2-4	0	4	4	4	10	1	2	1	3	22
12	Ty Stevens	g	0-0	0-0	0-1	0	0	0	0	0	0	0	0	0	1
13	Emeka Obukwelu	g	0-0	0-0	0-0	1	2	3	0	0	0	0	0	0	1
24	Ethan Henderson	g	1-1	0-0	0-0	0	3	3	3	2	0	1	1	1	12
Team						3	0	3							
Totals			37-67	10-25	7-11	10	35	45	16	91	19	21	5	14	200
FG % 1st Half:		16-33	48.5%	2nd half:	21-34	61.8%	Game:		37-67	55.2%	Deadball				
3FG % 1st Half:		4-12	33.3%	2nd half:	6-13	46.2%	Game:		10-25	40.0%	Rebounds				
FT % 1st Half:		3-4	75.0%	2nd half:	4-7	57.1%	Game:		7-11	63.6%	Totals				

Officials: Robert Felder, Gerald Williams, K.B. Burdett Jr.
Technical fouls: Rice-None. Arkansas-None.
Attendance: 17274
2019-20 Men's Basketball. Round: 0. Arkansas vs Rice. Played at Bud Walton Arena

Score by periods	1st	2nd	Total
Rice	19	24	43
Arkansas	39	52	91

	In	Off	2nd	Fast	Bench
Points	Paint	T/O	Chance	Break	
RICE	26	19	0	15	16
ARK	42	29	5	30	17

Last FG - RICE 2nd-00:36, ARK 2nd-00:24.
Largest lead - RICE by 2 1st-16:57, ARK by 48 2nd-03:25.
RICE led for 00:45. ARK led for 37:35. Game was tied for 01:40.

Score tied - 1 time.
Lead changed - 2 times.

GAME 3		46		18 28		46 64		Nov. 16, 2019 • Fayetteville, Ark.	
SEC ESPN +		G		Montana		ARKANSAS			

Montana 46 • 1-2

#	Player	Total		3-Ptr		Rebounds			PF	TP	A	TO	Blk	Stl	Min
		FG-FGA	FT-FTA	FG-FGA	FT-FTA	Off	Def	Tot							
00	Kyle Owens	f	0-2	0-0	0-0	1	1	2	3	0	1	0	0	0	13
23	Mack Anderson	f	4-7	0-0	1-1	3	4	7	4	9	1	3	2	0	25
02	Kendal Manuel	g	5-16	2-7	0-0	0	5	5	2	12	0	1	0	1	32
03	Josh Vazquez	g	0-7	0-4	2-2	1	1	2	3	2	3	0	0	2	21
04	Sayed Pridgett	g	5-12	0-1	3-5	3	4	7	3	13	2	7	1	1	38
01	Timmy Falls	g	1-4	0-2	0-2	0	2	2	4	2	3	5	1	1	31
10	Eddy Egun	g	0-3	0-2	0-0	0	2	2	1	0	1	2	0	0	14
35	Derrick Carter-Holli	g	3-5	0-0	2-4	2	3	5	2	8	0	1	1	0	26
Team						5	2	7			1				
Totals			18-56	2-16	8-14	15	24	39	22	46	10	23	5	5	200
FG % 1st Half:		8-31	25.8%	2nd half:	10-25	40.0%	Game:		18-56	32.1%	Deadball				
3FG % 1st Half:		0-6	0.0%	2nd half:	2-10	20.0%	Game:		2-16	12.5%	Rebounds				
FT % 1st Half:		2-3	66.7%	2nd half:	6-11	54.5%	Game:		8-14	57.1%	Totals				

Arkansas 64 • 3-0

#	Player	Total		3-Ptr		Rebounds			PF	TP	A	TO	Blk	Stl	Min
		FG-FGA	FT-FTA	FG-FGA	FT-FTA	Off	Def	Tot							
02	Adrio Bailey	f	4-7	0-1	4-6	5	6	11	4	12	1	1	1	0	31
01	Isaiah Joe	g	2-13	2-9	3-5	0	5	5	1	9	2	0	0	0	37
03	Desi Sills	g	2-8	0-4	1-2	1	2	3	4	5	0	3	0	2	35
15	Mason Jones	g	5-13	1-5	8-8	3	2	5	2	19	4	2	1	4	25
33	Jimmy Whitt Jr.	g	6-12	0-0	2-3	2	5	7	3	14	2	4	0	1	28
00	Jeantal Cylia	g	0-0	0-0	0-0	1	1	2	2	0	0	3	0	0	19
05	Jalen Harris	g	1-1	1-1	2-2	1	0	1	2	5	0	0	0	4	25
Team						1	2	3							
Totals			20-54	4-20	20-26	14	23	37	18	64	9	13	2	11	200
FG % 1st Half:		10-28	35.7%	2nd half:	10-26	38.5%	Game:		20-54	37.0%	Deadball				
3FG % 1st Half:		3-13	23.1%	2nd half:	1-7	14.3%	Game:		4-20	20.0%	Rebounds				
FT % 1st Half:		8-11	72.7%	2nd half:	12-15	80.0%	Game:		20-26	76.9%	Totals				

Officials: Troy Mathis, Randy Heimerman, Vladimir Voyard-Tadal
Technical fouls: Montana-None. Arkansas-None.
Attendance: 13058
2019-20 Men's Basketball. Round: 0. Arkansas vs Montana. Played at Verizon Arena

Score by periods	1st	2nd	Total
Montana	18	28	46
Arkansas	31	33	64

	In	Off	2nd	Fast	Bench
Points	Paint	T/O	Chance	Break	
MONT	28	12	10	6	10
ARK	26	23	14	14	5

Last FG - MONT 2nd-03:49, ARK 2nd-02:20.
Largest lead - MONT None, ARK by 20 2nd-01:35.
MONT led for 00:00. ARK led for 38:03. Game was tied for 01:30.

Score tied - 1 time.
Lead changed - 0 times.

GAME 2		43		16 17		43 66		Nov. 12, 2019 • Fayetteville, Ark.	
SEC ESPN +		N		North Texas		ARKANSAS			

North Texas 43 • 1-2

#	Player		Total		3-Ptr		Rebounds			PF	TP	A	TO	Blk	Stl	Min
			FG-FA	FG-FGA	FT-FTA	Off	Def	Tot								
23	Deng Geu	f	4-6	1-2	1-2	0	6	6	3	10	0	2	0	0	25	
24	Zachary Simmons	f	3-7	0-0	0-1	4	5	9	4	6	1	0	0	0	17	
00	James Reese	g	1-5	0-3	2-2	1	2	3	1	4	2	0	0	1	22	
01	Umoja Gibson	g	3-11	1-5	0-2	0	2	2	1	7	1	0	0	0	32	
03	Javon Hamlet	g	3-9	0-2	3-3	1	0	1	0	9	1	5	0	0	27	
02	Rosevelt Smart	g	1-4	0-3	1-2	0	0	0	1	3	0	2	0	1	17	
04	Jalen Jackson		0-2	0-0	0-0	1	1	2	3	0	2	2	0	1	8	
10	Jahmiah Simmons		0-0	0-0	0-0	0	1	1	3	0	0	1	0	0	7	
13	Thomas Bell		0-3	0-1	0-0	0	4	4	1	0	1	1	0	0	22	
22	Larry Wise		2-4	0-1	0-0	2	1	3	0	4	0	2	0	0	11	
55	DJ Draper		0-0	0-0	0-0	0	0	0	5	0	0	1	0	0	12	
Team						5	1	6			2					
Totals			17-51	2-17	7-12	14	23	37	22	43	8	18	0	3	200	
FG % 1st Half: 7-26			26.9%	2nd half: 10-25	40.0%	Game: 17-51		33.3%	Deadball Rebounds 2.1							
3FG % 1st Half: 0-9			0.0%	2nd half: 2-8	25.0%	Game: 2-17		11.8%								
FT % 1st Half: 2-2			100.0%	2nd half: 5-10	50.0%	Game: 7-12		58.3%								

GAME 5		56		South Dakota		24 32		56 77			
SEC ESPN		56		South Dakota		24 32		56 77			
ARKANSAS		39 38		Nov. 22, 2019 • Fayetteville, Ark.							

South Dakota 56 • 5-1

#	Player	Total		3-Ptr	Rebounds					PF	TP	A	TO	Blk	Stl	Min
		FG-FGA	FG-FGA	FT-FTA	Off	Def	Tot									
25	Tyler Hagedorn	f	5-12	0-2	5-6	2	5	7	2	15	3	2	0	0	32	
00	Stanley Umude	g	5-14	1-1	2-2	1	7	8	0	13	0	1	1	0	32	
03	Triston Simpson	g	3-6	0-1	0-0	0	1	1	0	6	3	3	0	1	39	
10	Cody Kelley	g	4-9	2-6	0-2	0	3	3	4	10	2	3	0	1	34	
22	Tyler Peterson	g	2-5	0-0	1-2	2	1	3	4	5	3	2	0	2	31	
01	Ty Chisom		2-4	0-0	1-2	0	4	4	3	5	0	1	0	1	15	
05	Kruz Perrott-Hunt		0-1	0-1	0-0	0	1	1	1	0	0	1	0	0	4	
20	Brandon Armstrong		1-4	0-1	0-0	0	1	1	1	2	0	0	0	0	13	
Team						1	1	2								
Totals			22-55	3-12	9-14	6	24	30	15	56	11	13	1	5	200	
FG % 1st Half: 10-30		33.3%	2nd half: 12-25	48.0%	Game: 22-55	40.0%										Deadball
3FG % 1st Half: 1-6		16.7%	2nd half: 2-6	33.3%	Game: 3-12	25.0%										Rebound
FT % 1st Half: 3-7		42.9%	2nd half: 6-7	85.7%	Game: 9-14	64.3%										2.2

Arkansas 77 • 5-0

#	Player	Total		3-Ptr	Rebounds			PF	TP	A	TO	Blk	Stl	Min		
		FG-FGA	FG-FGA	FT-FTA	Off	Def	Tot									
02	Adrio Bailey	f	3-7	1-1	0-0	0	3	3	4	7	0	1	1	3	21	
01	Isaiah Joe	g	2-10	1-6	0-0	2	3	5	2	5	5	1	0	0	35	
03	Desi Sills	g	2-8	1-6	1-1	0	4	4	2	6	1	3	0	0	24	
15	Mason Jones	g	5-12	0-3	4-4	1	6	7	4	14	0	3	0	1	33	
33	Jimmy Whitt Jr.	g	11-14	0-0	2-3	1	6	7	1	24	1	0	1	3	35	
00	Jeantal Cylla		3-7	1-2	0-0	1	3	4	2	7	0	0	1	0	14	
05	Jalen Harris		2-5	0-2	4-4	0	1	1	1	8	2	0	0	0	23	
35	Reggie Chaney		3-3	0-0	0-0	1	1	2	4	6	2	0	3	1	15	
Team						1	2	3								
Totals			31-66	4-20	11-12	7	29	36	20	77	11	8	6	8	200	
FG % 1st Half: 15-35		42.9%	2nd half: 16-31	51.6%	Game: 31-66	47.0%									Deadball Rebound 3.1	
3FG % 1st Half: 4-14		28.6%	2nd half: 0-6	0.0%	Game: 4-20	20.0%										
FT % 1st Half: 5-6		83.3%	2nd half: 6-6	100.0%	Game: 11-12	91.7%										

Officials: Nathan Bemis, R.B. Clyburn, Owen Shortt

Technical fouls: South Dakota-None. Arkansas-None.

Attendance: 12581

2019-20 Men's Basketball. Round: 0. Arkansas vs South Dakota. Played at Verizo

Score by periods	1st	2nd	Total
South Dakota	24	32	56
Arkansas	39	38	77

	In	Off	2nd	Fast	Bench
Points	Paint	T/O	Chance	Break	
SD	32	12	4	9	7
ARK	44	12	12	11	21

Last FG - SD 2nd-02:11, ARK 2nd-01:14.

Largest lead - SD None, ARK by 23 2nd-03:04.

SD led for 00:00. ARK led for 39:42. Game was tied for 00:18.

Score tied - 0 times.

Lead changed - 0 times.

GAME 7		60		Northern Kentucky		28 32		60 66			
SEC ESPN		60		Northern Kentucky		28 32		60 66			
ARKANSAS		33 33		Nov. 30, 2019 • Fayetteville, Ark.							

Northern Kentucky 60 • 5-3

#	Player		Total		3-Ptr	Rebounds			PF	TP	A	TO	Blk	Stl	Min	
			FG-FGA	FG-FGA	FT-FTA	Off	Def	Tot								
00	Silas Adheke	f	0-0	0-0	0-0	0	4	4	0	0	0	1	0	1	10	
32	Dantez Walton	f	10-14	4-6	6-8	1	9	10	3	30	2	5	4	4	38	
05	Bryson Langdon	g	2-7	1-3	1-1	1	2	3	4	6	0	2	0	1	36	
12	Trevon Faulkner	g	4-13	1-4	5-6	0	2	2	2	14	4	1	0	2	39	
15	Tyler Sharpe	g	4-11	2-6	0-0	0	3	3	5	10	2	2	0	1	37	
01	Adham Eleeda		0-4	0-4	0-0	0	5	5	2	0	1	1	0	1	25	
14	Karl Harris		0-1	0-0	0-0	0	0	0	3	0	0	0	0	0	7	
30	Bryant Mocabey		0-1	0-1	0-0	0	0	0	0	0	0	0	0	0	8	
Team						3	2	5								
Totals				20-51	8-24	12-15	5	27	32	19	60	9	12	4	10	200
FG % 1st Half: 10-26			38.5%	2nd half: 10-25	40.0%	Game: 20-51	39.2%									Deadball Rebounds 0
3FG % 1st Half: 5-13			38.5%	2nd half: 3-11	27.3%	Game: 8-24	33.3%									
FT % 1st Half: 3-4			75.0%	2nd half: 9-11	81.8%	Game: 12-15	80.0%									

Arkansas 66 • 7-0

		Total		3-Ptr	Rebounds											
#	Player		FG-FGA	FG-FGA	FT-FTA	Off	Def	Tot	PF	TP	A	TO	Blk	Stl	Min	
00	Jeantal Cylla	f	0-0	0-0	0-0	0	0	0	0	0	0	0	0	0	6	
02	Adrio Bailey	f	1-5	0-1	2-3	1	2	3	0	4	1	3	0	1	19	
01	Isaiah Joe	g	2-11	2-10	4-5	0	0	0	1	10	4	3	0	0	39	
03	Desi Sills	g	7-15	0-5	3-5	0	4	4	3	17	1	2	1	2	39	
33	Jimmy Whitt Jr.	g	9-15	0-0	6-7	3	6	9	4	24	2	1	0	1	38	
05	Jalen Harris		1-4	1-2	2-2	0	4	4	1	5	5	2	0	1	35	
35	Reggie Chaney		3-5	0-0	0-0	2	9	11	5	6	5	1	0	0	24	
Team						2	4	6								
Totals				23-55	3-18	17-22	8	29	37	14	66	18	12	1	5	200
FG % 1st Half: 14-31			45.2%	2nd half: 9-24	37.5%	Game: 23-55		41.8%								Deadball Rebounds 2
3FG % 1st Half: 2-10			20.0%	2nd half: 1-8	12.5%	Game: 3-18		16.7%								
FT % 1st Half: 3-6			50.0%	2nd half: 14-16	87.5%	Game: 17-22		77.3%								

Officials: Will Howard, Patrick Evans, Tony Greene

Technical fouls: Northern Kentucky-None. Arkansas-None.

Attendance: 14080

2019-20 Men's Basketball. Round: 0. Arkansas vs Northern Ky.. Played at Bud Wa

Score by periods	1st	2nd	Total
Northern Kentucky	28	32	60
Arkansas	33	33	66

	In	Off	2nd	Fast	Bench
Points	Paint	T/O	Chance	Break	
NKU	18	11	3	7	0
ARK	38	19	7	15	11

Last FG - NKU 2nd-00:24, ARK 2nd-02:45.

Largest lead - NKU by 9 1st-15:01, ARK by 12 2nd-08:49.

NKU led for 16:16. ARK led for 22:43. Game was tied for 01:01.

Score tied - 1 time.

Lead changed - 2 times.

GAME 6		62		ARKANSAS		33 26		3 62		61	
ACCN ESPN		62		ARKANSAS		33 26		3 62		61	
Georgia Tech		30 29		Nov. 25, 2019 • Atlanta, Ga.							

Arkansas 62 • 6-0

#	Player		Total		3-Ptr	Rebounds			PF	TP	A	TO	Blk	Stl	Min
			FG-FGA	FT-FTA	FG-FGA	FT-FTA	Off	Def							
02	Adrio Bailey	f	3-5	0-0	2-2	0	2	2	3	8	3	3	1	2	32
01	Isaiah Joe	g	4-15	3-11	2-2	0	9	9	3	13	1	1	0	6	43
03	Desi Sills	g	5-9	1-3	0-0	2	2	4	4	11	4	2	0	1	39
15	Mason Jones	g	7-13	3-8	7-10	0	7	7	4	24	3	6	0	5	39
33	Jimmy Whitt Jr.	g	3-12	0-0	0-2	0	4	4	3	6	2	0	2	0	44
00	Jeantal Cylla		0-2	0-2	0-0	0	1	1	2	0	0	0	0	0	8
05	Jalen Harris		0-2	0-1	0-0	0	0	0	1	0	1	1	0	0	8
35	Reggie Chaney		0-1	0-0	0-0	1	1	2	2	0	0	1	1	1	12
	Team					0	1	1							
Totals			22-59	7-25	11-16	3	27	30	22	62	14	14	4	15	225
FG % 1st Half: 12-31			38.7%	2nd half: 9-23	39.1%	OT: 1-5	20.0%	Game: 22-59		37.3%	Deadball				
3FG % 1st Half: 5-15			33.3%	2nd half: 1-7	14.3%	OT: 1-3	33.3%	Game: 7-25		28.0%	Rebounds				
FT % 1st Half: 4-7			57.1%	2nd half: 1-8	87.5%	OT: 0-1	0.0%	Game: 11-16		68.8%	2				

LAST TIME AN ARKANSAS PLAYER...

• SCORING •

Scored 25 Points: 29 by Daniel Gafford vs. Alabama (03/09/19)

Scored 30 Points: 33 by Isaiah Joe vs. Texas Southern (11/19/19)

Scored 40 Points: 43 by Todd Day at LSU (01/11/92)

Scored 50 Points: 51 by Rotnei Clarke vs. Alcorn State (11/13/09)

RECORD: 51 by Rotnei Clarke vs. Alcorn State (11/13/09)

• FIELD GOALS MADE •

Made 15 Field Goals: 15 (15-21) by Rotnei Clarke vs. Alcorn State (11/13/09)

Made 20 Field Goals: 20 (2-30) by Dean Tolson vs. Texas A&M (03/02/74)

RECORD: 20 (20-30) by Dean Tolson vs. Texas A&M (03/02/74)

• FIELD GOALS ATTEMPTED •

Attempted 20 Field Goals: 20 (10-20) by Jaylen Barford vs. Georgia (01/23/18)

Attempted 25 Field Goals: 26 (9-26) by Courtney Fortson at Mississippi State (01/14/10)

RECORD: 30 (20-30) by Dean Tolson vs. Texas A&M (03/02/74)

• FIELD GOAL PERCENTAGE •

Shot 100% FG (Min. 7 att): Daniel Gafford (7-7) at Texas Tech (01/26/19)

RECORD (min 8 att): 100% 8x - Best: Darryl Saulsberry (10-10) 1975

• 3-POINTERS MADE •

Made 7 3-pointers: 7 (7-12) by Isaiah Joe vs. Missouri (01/23/19)

Made 10 3-pointers: 10 (10-13) by Isaiah Joe vs. FIU (12/01/18)

Made 11-Plus 3-pointers: 13 (13-17) by Rotnei Clarke vs. Alcorn State (11/13/09)

RECORD: 13 (13-17) by Rotnei Clarke vs. Alcorn State (11/13/09) (SEC record)

• 3-POINTERS ATTEMPTED •

Attempted 15 3-Pointers: 17 (13-17) by Rotnei Clarke vs. ETSU (11/27/09)

Attempted 20 3-Pointers: 24 (10-24) by Pat Bradley vs. North Texas (12/30/98)

RECORD: 24 (10-24) by Pat Bradley vs. North Texas (12/30/98) (SEC record)

• FREE THROWS MADE •

Made 10 Free Throws: 10 (10-12) by Daniel Gafford vs. Vanderbilt (02/05/19)

Made 15 Free Throws: 17 (17-22) by Corliss Williamson vs. Ole Miss (02/18/95)

Made 20 Plus Free Throws: 22 (22-24) by Martin Terry vs. Texas A&M (01/22/72)

RECORD: 22 (22-24) by Martin Terry vs. Texas A&M (01/22/72)

• FREE THROWS ATTEMPTED •

Attempted 15 Free Throws: 15 (7-15) by Marshawn Powell vs. Vanderbilt (03/14/13)

Attempted 20 Free Throws: 22 (17-22) by Corliss Williamson vs. Ole Miss (02/18/95)

Attempted 24 Plus Free Throws: 24 (22-24) by Martin Terry vs. Texas A&M (01/22/72)

RECORD: 24 (22-24) by Martin Terry vs. Texas A&M (01/22/72)

• FREE THROW PERCENTAGE •

Shot 100% FT (min 10 att): 14-14 by Daryl Macon vs. Texas (12/17/16)

RECORD (min. 11 att): 8x - Best Tommy Boyer (18-18) in 1963

• REBOUNDS •

Grabbed 10-14 Rebounds: 11 by Reggie Chaney vs. Northern Kentucky (11/29/19)

Grabbed 15-20 Rebounds: 16 by Daniel Gafford vs. Alabama (03/09/19)

Grabbed 20-Plus Rebounds: 23 by Nick Davis vs. Jackson State (11/21/97)

RECORD: 23 by Nick Davis vs. Jackson State (11/21/97)

• Grabbed 10 Offensive Rebounds: 10 by Bobby Portis vs. LSU (03/07/15)

• Grabbed 10 Defensive Rebounds: 10 by Daniel Gafford vs. Alabama (03/09/19)

• ASSISTS •

Had 10 Assists: 10 by Jalen Harris at Missouri (02/12/19)

Had 15 Assists: 15 by Dontell Jefferson vs. Portland State (11/18/05)

RECORD: 15 by Dontell Jefferson vs. Portland State (11/18/05)

• STEALS •

Had 5 Steals: 5 by Isaiah Joe vs. Texas Southern (11/19/19)

Had 6-7 Steals: 6 by Isaiah Joe at Georgia Tech (11/25/19)

Had 8-9 Steals: 9 by Robert Shepard at Arizona (12/06/92)

RECORD: 9 by Robert Shepard at Arizona (12/06/92)

• BLOCKED SHOTS •

Had 5 Blocks: 5 by Adrio Bailey vs. Texas Southern (11/19/19)

Had 6-9 Blocks: 7 by Reggie Chaney at Providence (03/19/19)

Had 10 Blocks: 10 by Steven Hill vs. Texas State (12/06/05)

RECORD: 10 by Steven Hill vs. Texas St. (12/06/05) & Oliver Miller vs. Texas (02/04/90)

• TURNOVERS •

Committed 5-9 Turnovers: 6 by Mason Jones at Georgia Tech (11/25/19)

Committed 10 Plus Turnovers: 10 by Courtney Fortson at South Carolina (02/21/09)

• MINUTES PLAYED •

38 Minutes: 38:55 Desi Sills vs. Northern Kentucky (11/29/19)

39 Minutes: 39:27 Isaiah Joe vs. Northern Kentucky (11/29/19)

40 Minutes (Regulation): Julysses Nobles vs. Louisville (11/17/09)

40 Minutes (OT): 43:47 Jimmy Whitt Jr. & 43:07 Isaiah Joe at GA Tech (11/25/19)

45 Plus Minutes: 47 by BJ Young vs. Auburn (01/16/13)

• MISCELLANEOUS •

Scored 20 Or More Points In Back-To-Back Games: Daniel Gafford 20 at Vanderbilt (03/06/19) and 29 vs. Alabama (03/09/19)

Scored 20 or More Points in Five-Plus Consecutive Games: (7) by Daryl Macon 20, 25, 22, 20, 22, 25, 21 (01/18/18 to 02/10/19)

Scored 20 or More Points in 10-Plus Consecutive Games: (11) by Todd Day 20, 23, 26, 26, 22, 31, 23, 21, 27, 21, 20 (12/01/90 to 01/12/91)

Scored 30 or More Points in Back-To-Back Games: Jannero Pargo 35 vs. Florida (01/26/02) and 33 at Alabama (01/30/02)

Most Points in Back-To-Back Games: 82 by Martin Terry 35 at TCU (02/20/73) and 47 vs. SMU (02/24/73)

Consecutive Free Throws Made: 48 by Ricky Medlock (20 gms; 12/21/74 to 03/04/75)
Double-Double: Pts/Rebs: Jimmy Whitt Jr. (17 & 10) Texas Southern (11/19/19)

Double-Double: Pts/Assists: Jalen Harris (11 & 10) vs. UTSA (12/15/18)

Two Players with Double-Double in Same Game: vs. UTSA (12/15/18)

Daniel Gafford (13 pts, 14 rebs) and Jalen Harris (11 pts, 10 assists)

Had 5-Plus Assists in 5-Plus Consecutive Games: (6) by Jalen Harris 11, 6, 10, 12, 7, 10 (11/21/81 thru 12/15/18)

Had 10 or More Assists in Back-to-Back Games: Jalen Harris 10 vs. FIU (12/01/18) and 12 at Colorado State (12/05/18)

Three-Plus Players with 5-Plus Assists in a Game: vs. Montana State (11/21/18) Jalen Harris (11), Isaiah Joe (5) and Desi Sills (5)

Had 5 or More Steals in Back-to-Back Games: Ronnie Brewer 5 vs. Western Illinois (01/01/06) and 5 vs. Mississippi State (01/07/06)

LAST TIME AN OPPONENT PLAYER...

• SCORING •

Scored 25 Points: 29 by Tyler Herro at Kentucky (02/26/19)

Scored 30 Points: 30 by Dantez Walton vs. Northern Kentucky (11/29/19)

Scored 40 Points: 45 by Jodie Meeks vs. Kentucky (02/14/09)

Scored 50 Points: 56 by Oscar Robertson vs. Cincinnati (03/15/58) **(on record)**

• FIELD GOALS MADE •

Made 15 Field Goals: 17 (17-24) by Jodie Meeks vs. Kentucky (02/14/09)

Made 20 Field Goals: 21 by Oscar Robertson vs. Cincinnati (03/15/58) **(on record)**

• FIELD GOALS ATTEMPTED •

Attempted 20 Field Goals: 20 (10-20) by Tyler Hall vs. Montana State (11/21/18)

Attempted 25 Field Goals: 28 (11-28) by Devan Downey vs. South Carolina (02/17/10)

• FIELD GOAL PERCENTAGE •

Shot 100% FG (Min. 7 att): Adam Wing (8-8) vs. Evansville (12/08/15)

• 3-POINTERS MADE •

Made 7 3-pointers: 7 (7-15) by Tyler Hall vs. Montana State (11/21/18)

Made 10 3-pointers: 10 (10-19) by Lance Weems at Auburn (01/06/96)

• 3-POINTERS ATTEMPTED •

Attempted 15 3-pointers: 15 (7-15) by Tyler Hall vs. Montana State (11/21/18)

Attempted 20 3-pointers: 22 (5-22) by Jeff Fryer vs. Loyola Marymount (03/16/89)

• FREE THROWS MADE •

Made 10 Free Throws: 11 (11-12) by Kevan Allen vs. Florida (01/09/19)

Made 15 Free Throws: 17 (17-19) by Mike Boynton vs. South Carolina (03/11/04)

• FREE THROWS ATTEMPTED •

Attempted 15 Free Throws: 17 (11-17) by Tyler Davis vs. Texas A&M (02/17/18)

Attempted 20 Free Throws: 24 (18-24) by Frank Williams vs. Illinois (12/08/01)

• FREE THROW PERCENTAGE •

Shot 100% FT (min 10 att): 14-14 by Grant Williams at Tennessee (01/15/19)

• REBOUNDS •

Grabbed 10-14 Rebounds: 10 by Dantez Walton vs. Northern Kentucky (11/29/19)

Grabbed 15-19 Rebounds: 15 by Nick Richards at Kentucky (02/26/19)

Grabbed 20 Rebounds: 20 by Antonio McDyess vs. Alabama (03/11/95)

• Grabbed 10 Offensive Rebounds: 11 by Tyler Davis at Texas A&M (01/30/18)

• Grabbed 10 Defensive Rebounds: 10 by Nick Richards (10) at Kentucky (02/26/19)

• ASSISTS •

Had 10 Assists: 11 by Tremont Waters vs. LSU (01/12/19)

Had 13 Assists: 13 by Chuck Evans at Mississippi State (01/27/93) **(on record)**

• STEALS •

Had 5 Steals: 6 by Alpha Diallo at Providence (03/19/19)

Had 8 Steals: 8 by Terry Conerway vs. Texas State (12/21/02)

• BLOCKED SHOTS •

Had 5 Blocks: 5 by James Banks III vs. Georgia Tech (12/19/18)

Had 6-9 Blocks: 7 by Stefan Moody at Ole Miss (02/13/16)

Had 10 Plus Blocks: 10 by P.J. Roberson vs. Grambling State (11/26/11)

• TURNOVERS •

Committed 5-9 Turnovers: 5 by Dantez Walton vs. Northern Kentucky (11/29/19)

Committed 10 Plus Turnovers: 12 by Devin Gibson vs. UTSA (12/12/07)

LAST TIME ARKANSAS HIGHS...

• SCORING •

Scored 100 Points: 104 vs. Oral Roberts (12/19/17)
 Scored 120-Plus Points: 121 vs. FIU (12/01/18)
 Scored 50 Points in 1st Half: 58 vs. FIU (12/01/18)
Scored 50 Points in 2nd Half: 52 vs Rice (11/05/19)
 Scored 60 or More Points in a Half: 63 (2nd) vs. FIU (12/01/18)
 Scored 70 or More Points in a Half: 71 (1st) vs. Alcorn (11/13/09)
 Scored 80 or More Points in a Half: 88 (2nd) vs. U.S. International (12/09/89)

• FIELD GOALS MADE •

Made 30 Field Goals: 31 (31-66) vs South Dakota (11/22/19)
 Made 40 Field Goals: 42 (42-69) vs. FIU (12/01/18)
 Made 50 Field Goals: 57 (57-99) vs. Troy (12/10/96)
RECORD: 68 (68-101) vs. U.S. International (12/09/89)

• FIELD GOALS ATTEMPTED •

Attempted 70 Field Goals: 71 (31-71) vs Texas Southern (11/19/19)
 Attempted 80 Field Goals: 83 (34-83) vs. Iona (11/30/14)
 Attempted 90 Field Goals: 99 (57-99) vs. Troy (12/10/96)
 Attempted 100 Field Goals: 101 (68-101) vs. US International (12/09/89)
RECORD: 101 (68-101) vs. U.S. International (12/09/89)

• FIELD GOALS PERCENTAGE •

Shot 60% FG: 60.9 (42-69) vs. FIU (12/01/18)
 Shot 70% or Better FG: 72.7 (32-44) vs. Alabama State (12/21/83)
RECORD: 79.4 (27-34) vs. Texas Tech (1979)

• 3-POINTERS MADE •

Made 15 3-pointers: 16 (16-24) vs. Mississippi State (01/09/16)
 Made 20 3-pointers: 21 (21-37) vs. Troy (12/10/96)
RECORD: 21 (21-37) vs. Troy (12/10/96)

• 3-POINTERS ATTEMPTED •

Attempted 25 3-pointers: 26 (6-26) vs Texas Southern (11/19/19)
 Attempted 30 3-pointers: 33 (10-33) at Texas A&M (01/05/19)
 Attempted 35 3-pointers: 35 (11-35) vs. Montana State (11/21/18)
RECORD: 54 (19-54) vs. North Texas (12/30/98)

• 3-POINT PERCENTAGE •

Shot 50% 3PT FG (min. 15 att): 50.0 (9-18) vs. Ole Miss (03/02/19)
 Shot 60% or Better 3PT FG (min. 15 att): 61.1 (11-18) at Vanderbilt (03/06/19)
RECORD (min. 15 att): 66.7 (16-24) vs. Mississippi State (01/09/16)

• FREE THROWS MADE •

Made 20 Free Throws: 20 (20-26) vs Montana (11/16/19)
 Made 30 Free Throws: 34 (34-46) vs. UT Arlington (11/23/18)
 Made 40 Free Throws: 41 (41-49) at Kentucky (01/25/92)
RECORD: 48 (48-53) vs. Ole Miss (01/17/04)

• FREE THROW ATTEMPTS •

Attempted 40 Free Throws: 46 (34-46) vs. UT Arlington (11/23/18)
 Attempted 50 Free Throws: 53 (35-53) vs. Northeastern Illinois (11/16/97)
 Attempted 60 Free Throws: 65 vs. TCU (1955)
RECORD: 65 vs. TCU (1955)

• FREE THROW PERCENTAGE •

Shot 80% FT (min. 10 att): .833 (20-24) vs North Texas (11/12/19)
 Shot 90% or Better FT (min. 10 att): 93.5 (39-31) vs. Texas (12/17/16)
RECORD (min 10 att): 100 3x - Best 16-16 at Kentucky (02/27/14)

• REBOUNDS •

Grabbed 40 Rebounds: 45 vs Rice (11/05/19)
 Grabbed 50 Rebounds: 50 vs. FIU (12/01/18)
 Grabbed 55-Plus Rebounds: 55 vs. Utah Valley (01/03/15)
RECORD: 77 vs. Jackson State (01/22/02)

• ASSISTS •

Had 25 Assists: 29 vs. Montana State (11/21/18)
 Had 30 Assists: 32 vs. Jackson State (11/22/96)
 Had 40 Assists: 40 vs. Troy (12/10/96)
RECORD: 47 vs. U.S. International (12/09/89)

• STEALS •

Had 15 Steals: 15 at Georgia Tech (11/25/19)
 Had 20 Steals: 24 vs. Maryland-Eastern Shore (01/02/01)
 Had 25 Steals: 26 vs. Louisiana-Monroe (11/25/00)
RECORD: 26 vs. Louisiana-Monroe (11/25/00)

• BLOCKED SHOTS •

Had 10 Blocks: 10 vs Texas Southern (11/19/19)
 Had 13 Blocks: 14 vs. Georgia (01/29/19)
 Had 15 Blocks: 15 vs. South Alabama (12/30/91)
RECORD: 18 vs. Missouri (12/05/95)

• MOST TURNOVERS •

Had 20 Turnovers: 21 vs Rice (11/05/19)
 Had 25 Turnovers: 25 at South Carolina (02/21/09)
 Had 30 Turnovers: 32 vs. Providence (11/16/07)
RECORD: 32 vs. Providence (11/16/07)

• FOULS •

Committed 20 Fouls: 22 at Georgia Tech (11/25/19)
 Committed 25 Fouls: 29 at LSU (02/02/19)
 Committed 30 Fouls: 31 at Kentucky (01/07/17)
RECORD: 38 vs. Missouri (12/04/61)

LAST TIME ARKANSAS LOWS...

• SCORING •

Held to 40-45 Points: 43 at Florida (01/22/11)
 Held to 46-49 Points: 46 at Mississippi State (02/09/16)
 Held to 50-55 Points: 50 vs. Florida (03/14/19)
 Held to 56-59 Points: 56 at Auburn (02/20/19)
 Held to 19 Points or Less in a Half: 18 (1st half) vs. Vanderbilt (02/07/17)

• FIELD GOALS •

Held to Below 20 Field Goals Made: 17 (17-46) vs. Florida (03/14/19)

• FIELD GOAL PERCENTAGE •

Held to 20-29% FG: 27.9 (17-61) vs. South Carolina (02/03/15)
 Held to 30-35% FG: .300 (15-50) vs. Florida (01/09/19)

• 3-POINTERS •

Did not Make a 3-pointer: 0 (0-2) at Texas (01/07/89)
 Held to 1-4 3-PT FG Made: 4 (4-16) vs. Florida (03/1/19)
Held to 5-10 3-PT FG Made: 3 (3-18) vs Northern Kentucky (11/29/19)
 Attempted Single-Digit 3-pointers: 8 (3-8) at LSU (02/03/18)

• 3-POINT PERCENTAGE •

Shot 10% or Worse 3PT FG: 10.0 (1-10) at Mississippi State (02/09/16)
Shot 11-19% 3PT FG: 16.7 (3-18) vs Northern Kentucky (11/29/19)

• FREE THROWS •

Made Single Digit Free Throws: 7 (7-11) at LSU (02/02/19)
 Attempted Single Digit Free Throws: 9 (7-9) vs. Georgia Tech (12/19/18)

• FREE THROW PERCENTAGE •

Shot 40-49% FT: 40.0 (6-15) at Florida (01/17/18)
 Shot Below 40% FT: 26.7 (4-15) at Texas A&M (01/09/13)

• REBOUNDING •

Had 19 or Fewer Rebounds: 19 at Missouri (03/05/13)
Had 20-25 Rebounds: 24 vs North Texas (11/12/19)

• ASSISTS •

Held to Single Digit Assists: 9 vs Montana (11/16/19)

• STEALS •

Had No Steals: *None on record*
 Had 1 Steal: 1 vs. Florida (03/09/18)
 Had 2-4 Steals: 3 at Texas A&M (01/05/19)

• BLOCKED SHOTS •

Had No Blocked Shots: 0 vs. Missouri (1/23/19)

• FEWEST TURNOVERS •

Had 1-4 Turnovers: 4 vs. Georgia (01/29/19)
Had 5-10 Turnovers: 8 vs South Dakota (11/22/19)

• FOULS •

Had Single Digit Fouls: 9 vs. LSU (02/17/07)

ARKANSAS MISCELLANEOUS...

Played in an OT game:	11/25/19 at Georgia Tech	W, 62-61 (OT)
Played in a 2OT game:	01/23/18 at Georgia	W, 80-77 (2 OT)
Played in a 3OT game:	02/09/80 vs. Houston	L, 90-84 (3 OT)
Beat AP team ranked 21-25:	03/09/18 vs. #23 Florida (SEC)	W, 80-72
Beat AP team ranked 16-20:	02/02/19 at #19 LSU	W, 90-89
Beat AP team ranked 11-15:	02/27/18 vs. #14 Auburn	W, 91-82
Beat AP team ranked 6-9:	12/30/17 vs. #9 Tennessee	W, 95-93 (OT)
Beat AP team ranked 2-5:	01/27/16 vs. #5 Texas A&M	W, 74-71
Beat AP team ranked #1:	02/12/84 vs. #1 North Carolina (PB)	W, 65-64
Beat AP Top 25 team on road:	02/02/19 at #19 LSU	W, 90-89
Beat AP Top 10 team on road:	02/09/94 at #4 Kentucky	W, 90-82

LAST TIME AN OPPONENT HIGHS...

• SCORING •

Scored 100 Points: 106 at Tennessee (01/15/19)
 Scored 110 Points: 117 at Ole Miss (12/10/73)
 Scored 50 Points in 1st Half: 55 at Tennessee (01/15/19)
 Scored 50 Points in 2nd Half: 51 at Tennessee (01/15/19)
 Scored 60 or More Points in a Half: 60 (1st half) vs. Alabama (02/28/96)

• FIELD GOALS MADE •

Made 30 Field Goals: 31 (31-64) by Ole Miss (01/19/19)
 Made 40 Field Goals: 40 (40-68) by Texas (01/05/10)
 Made 45 Field Goals: 45 (45-80) vs. Pittsburgh (12/29/86)

• FIELD GOALS ATTEMPTED •

Attempted 70 Field Goals: 71 (32-71) by Tennessee (12/30/17)
 Attempted 80 Field Goals: 83 (31-83) by FIU (12/01/18)

• FIELD GOAL PERCENTAGE •

Shot 60% FG: 61.1 (15-23) vs. Auburn (02/17/16)
 Shot 65% FG: 67.7 (4-65) vs. North Carolina (03/23/08)
 Shot 69% FG: 69.8 (37-53) at Auburn (01/14/95)

• 3-POINTERS MADE •

Made 15 3-pointers: 15 (15-30) at LSU (02/03/18)
 Made 17 3-pointers: 17 (17-33) at Auburn (02/20/19)

• 3-POINTERS ATTEMPTED •

Attempted 25 3-pointers: 25 (2-25) vs Rice (11/05/19)
 Attempted 30 3-pointers: 33 (17-33) at Auburn (02/20/19)
 Attempted 35 3-pointers: 37 (6-37) by FIU (12/01/18)

• 3-POINT PERCENTAGE •

Shot 50% 3PT FG (min 15 att): 51.5 (17-33) at Auburn (02/20/19)
 Shot 60% or Better 3PT FG (min 15 att): 62.7 (10-15) at South Carolina (02/09/19)

• FREE THROWS •

Made 20 Free Throws: 26 (26-28) vs. Georgia (03/04/17)
 Made 30 Free Throws: 32 (32-38) at LSU (02/02/19)
 Made 40 Free Throws: 40 (40-50) vs. UMass (11/25/94)

• FREE THROW ATTEMPTS •

Attempted 35 Free Throws: 38 (32-38) at LSU (02/02/19)
 Attempted 40 Free Throws: 40 (24-40) at Mississippi State (01/02/18)
 Attempted 50 Free Throws: 50 (39-50) vs. South Carolina (03/11/04)

• FREE THROW PERCENTAGE •

Shot 80% FT (min. 10 att): .882 (15-17) at Ole Miss (01/19/19)
 Shot 90% or Better FT (min. 10 att): 91.2 (31-34) vs. Auburn (02/27/18)

• REBOUNDING •

Grabbed 40 Rebounds: 45 at Georgia Tech (11/25/19)
 Grabbed 50 Rebounds: 50 at LSU (02/11/17)
 Grabbed 55-Plus Rebounds: 56 vs. Georgia (01/29/19)

• ASSISTS •

Had 25 Assists: 25 vs. Louisville (11/17/09)
 Had 30 Assists: 30 at UAB (01/27/90)

• STEALS •

Had 15 Steals: 15 at LSU (02/24/10)
 Had 18 Steals: 18 vs. Alcorn State (12/02/95)

• BLOCKED SHOTS •

Had 10 Blocks: 10 at Tennessee (01/22/14)
 Had 13 Blocks: 13 at Mississippi State (01/14/10)

• MOST TURNOVERS •

Had 20 Turnovers: 23 at Georgia Tech (11/25/19)
Had 25 Turnovers: 27 vs Rice (11/05/19)
 Had 30 Turnovers: 30 vs. Louisiana-Monroe (12/31/04)

• FOULS •

Committed 10-14 Fouls: 14 vs Northern Kentucky (11/29/19)
Committed 15-19 Fouls: 16 at Georgia Tech (11/25/19)
Committed 20-29 Fouls: 20 vs Texas Southern (11/19/19)
 Committed 30-44 Fouls: 34 vs. UT Arlington (11/23/18)
 Committed 45 Fouls: 36 vs. Centenary (12/04/82)

LAST TIME AN OPPONENT LOWS

• SCORING •

Held to 30-39 Points: 33 vs. Vanderbilt (01/12/13)
Held to 40-45 Points: 43 vs North Texas (11/12/19)
Held to 46-49 Points: 46 vs Montana (11/16/19)
Held to 50-55 Points: 51 vs Texas Southern (11/19/19)
Held to 56-59 Points: 56 vs South Dakota (11/22/19)
 Held to 19 Points or Less in a Half: 11 vs. Vanderbilt (01/12/13)

• FIELD GOAL PERCENTAGE •

Held to 21% or Worse FG: 20.97 (13-62) vs. Jackson State (11/22/02)
Held to 20-29% FG: 28.6 (16-56) vs Rice (11/05/19)
Held to 30-35% FG: 34.5 (19-55) vs Texas Southern (11/19/19)

• 3-POINTERS •

Did not Make a 3-pointer: 0 (0-10) by Mississippi State (02/07/15)
Held to 1-4 3-PT FG Made: 2 (2-11) at Georgia Tech (11/25/19)
 Held to 5-10 3-PT FG Made: 6 (6-27) at Vanderbilt (03/06/19)

• 3-POINT PERCENTAGE •

Shot 10% or Worse 3PT FG: 8.0 (2-25) vs Rice (11/05/19)
Shot 11-19% 3PT FG: 18.2 (2-11) at Georgia Tech (11/25/19)

• FREE THROWS •

Made 1-5 Free Throws: 3 (3-7) vs. Oral Roberts (12/19/17)
Made 6-9 Free Throws: 9 (9-14) vs South Dakota (11/22/19)

• FREE THROW ATTEMPTS •

Attempted Single Digit Free Throws: 7 (3-7) vs. Oral Roberts (12/19/17)

• FREE THROW PERCENTAGE •

Shot 40-49% FT: 47.4 (9-19) vs. Auburn (02/17/16)
 Shot Below 40% FT: 38.1 (8-21) vs. Texas State (12/22/18)

• REBOUNDING •

Had 19 or Fewer Rebounds: 19 vs. Missouri-Kansas City (12/02/06)
 Had 20-25 Rebounds: 25 at Texas Tech (01/26/19)

• ASSISTS •

Held to Single Digit Assists: 9 vs Northern Kentucky (11/29/19)

• STEALS •

Had No Steals: 0 by North Texas (01/03/04)
 Had 1 Steal: 1 at Florida (01/17/18)
Had 2-4 Steals: 4 vs Texas Southern (11/19/19)

• BLOCKED SHOTS •

Had No Blocked Shots: 0 vs North Texas (11/12/19)

• FEWEST TURNOVERS •

Had Single Digit Turnovers: 9 at Providence (03/19/19)

• FOULS •

Had Single Digit Fouls: 8 at Michigan (12/08/12)

