

• HOW TO FOLLOW •



CBS SPORTS NETWORK
Ben Holden (PxP)
Michael O'Donnell (Analyst)



RAZORBACK SPORTS NETWORK
Chuck Barrett (PxP)
Matt Zimmerman (Analyst)



SATELLITE RADIO
Sirius: -- • XM: --
Online Channel: 984



LIVE STATS / WATCH CBS SPORTS NETWORK ONLINE
<https://wkusports.com/sidearmstats/mbball/summary>
<https://www.cbssports.com/cbs-sports-network/>

2019-20 RAZORBACK SCHEDULE/RESULTS

OVERALL: 8-0
SEC: 0-0

Home: 7-0 • Road: 1-0
Home: 0-0 • Road: 0-0
(All times CENTRAL)

Nov. 5	RICE OWLS	FAYETTEVILLE BUD WALTON ARENA	W 91 43
Nov. 12	NORTH TEXAS MEAN GREEN	FAYETTEVILLE BUD WALTON ARENA	W 66 43
Nov. 16	MONTANA + GRIZZLIES	FAYETTEVILLE BUD WALTON ARENA	W 64 46
Nov. 19	TEXAS SOUTHERN + TIGERS	FAYETTEVILLE BUD WALTON ARENA	W 82 51
Nov. 22	SOUTH DAKOTA + COYOTES	FAYETTEVILLE BUD WALTON ARENA	W 77 56
Nov. 25	AT GEORGIA TECH YELLOW JACKETS	ATLANTA, GA. McAMISH PAVILION	WOT 62 61
Nov. 30	NORTHERN KENTUCKY + HORSE	FAYETTEVILLE BUD WALTON ARENA	W 66 60
Dec. 3	AUSTIN PEAY GOVERNORS	FAYETTEVILLE BUD WALTON ARENA	W 69 61
Dec. 7	AT WESTERN KENTUCKY HILLTOPPERS	BOWLING GREEN, KY. E.A. DIDDLE ARENA	6:30 PM
Dec. 14	TULSA GOLDEN HURRICANE	FAYETTEVILLE BUD WALTON ARENA	12:30 PM
Dec. 21	VS VALPARAISO CRUSADERS	NORTH LITTLE ROCK SIMMONS BANK ARENA	NO TV 7:00 PM
Dec. 29	AT INDIANA HOOSIERS	BLOOMINGTON, IND. SIMON SKIDOT ASSEMBLY HALL	TBA
Jan. 4	TEXAS A&M * AGGIES	FAYETTEVILLE BUD WALTON ARENA	6:00 PM
Jan. 8	AT LSU * TIGERS	BATON ROUGE, LA. MARAVICH ASSEMBLY CENTER	ESPN2/U 8:00 PM
Jan. 11	AT OLE MISS * REBELS	OXFORD, MISS. THE PAVILION	5:00 PM
Jan. 15	VANDERBILT * COMMODORES	FAYETTEVILLE BUD WALTON ARENA	7:30 PM
Jan. 18	KENTUCKY * WILDCATS	FAYETTEVILLE BUD WALTON ARENA	ESPN/2 3:00 PM
Jan. 22	AT MISSISSIPPI STATE * BULLDOGS	STARKVILLE, MISS. HUMPHREY COLISEUM	6:00 PM
Jan. 25	TCU % HORNED FROGS	FAYETTEVILLE BUD WALTON ARENA	ESPN2/U 3:00 PM
Jan. 29	SOUTH CAROLINA * GAMECOCKS	FAYETTEVILLE BUD WALTON ARENA	7:30 PM
Feb. 1	AT ALABAMA * CRIMSON TIDE	TUSCALOOSA, ALA. COLEMAN COLISEUM	5:00 PM
Feb. 4	AUBURN * TIGERS	FAYETTEVILLE BUD WALTON ARENA	6:00 PM
Feb. 8	AT MISSOURI * TIGERS	COLUMBIA, MO. MIZZOU ARENA	2:30 PM
Feb. 11	AT TENNESSEE * VOLUNTEERS	KNOXVILLE, TENN. THOMPSON-BOLING ARENA	ESPN2/U 6:00 PM
Feb. 15	MISSISSIPPI STATE * BULLDOGS	FAYETTEVILLE BUD WALTON ARENA	NOON
Feb. 18	AT FLORIDA * GATORS	GAINESVILLE, FLA. STEPHEN C. O'CONNELL CENTER	ESPN2/U 6:00 PM
Feb. 22	MISSOURI * TIGERS	FAYETTEVILLE BUD WALTON ARENA	NOON
Feb. 26	TENNESSEE * VOLUNTEERS	FAYETTEVILLE BUD WALTON ARENA	7:30 PM
Feb. 29	AT GEORGIA * BULLDOGS	ATHENS, GA. STEGEMAN COLISEUM	5:00 PM
Mar. 4	LSU * TIGERS	FAYETTEVILLE BUD WALTON ARENA	6:00 PM
Mar. 7	AT TEXAS A&M * AGGIES	COLLEGE STATION, TEXAS REED ARENA	3:30 PM
Mar. 11-15	AT SEC TOURNAMENT	NASHVILLE, TENN. BRIDGESTONE ARENA	

BOLD - Home Game

* - SEC Game

+ - Collegiate Hoops Roadshow - Razorback Regional

% - Big 12/SEC Challenge

^ - SEC Tournament

Arkansas SID: Mike Cawood • tmcaawood@uark.edu • 479-236-2090

www.ArkansasRazorbacks.com
www.CoachMuss.com




@RazorbackMBB
@EricPMusselman



@RazorbackMBB



/RazorbackMBB



GAME 9

ARKANSAS RAZORBACKS

DECEMBER 7, 2019 • SATURDAY • 6:30 PM
BOWLING GREEN, KY. • E.A. DIDDLE ARENA (7,523)

(RV) ARKANSAS RAZORBACKS

Overall: 8-0 0-0 SEC
Head Coach: Eric Musselman (San Diego '87)
At Arkansas: 8-0 (1st Yr) • Collegiate HC Record: 118-34 (5th Yr)



WESTERN KENTUCKY HILLTOPPERS

Overall: 6-3 0-0 CUSA
Head Coach: Rick Stansbury (Campbellsville '81)
At WKU: 68-45 (4th Yr) • Overall: 261-211 (18th Yr)



Versus Western Kentucky

- This will be the eighth meeting between Arkansas and Western Kentucky and the second in as many years. The series dates back to March 1936 when the teams played two games as part of the US Olympic Playoffs in Little Rock.
- The Razorbacks won the first four meetings - all on neutral courts - while the Hilltoppers have won each of the last three, including a 78-77 decision in Fayetteville last season.
- Arkansas is 0-1 when facing WKU in Bowling Green (Dec. 7, 1974).

No NET, But #11 RPI

- The first official NCAA NET rankings come out Dec. 16.
- Arkansas has an RPI of 11, up three after beating Austin Peay.

Razorbacks Best in 3D

- Despite Northern Kentucky making eight 3-pointers and Austin Peay sinking six, Arkansas still leads the NCAA in 3-point defense, holding opponents to 19.9 percent (27-of-136) from long range.
- Five teams have only made two 3's in a game and one team - the NCAA 3-PT% leader at the time South Dakota - made three (3-of-12).
- The first six teams combined to make just 13 treys before Northern Kentucky (8) and Austin Peay (6) combined for 14 the last two games.



- Arkansas' defense has been impressive to start 8-0, especially the Razorbacks' 3-point defense. Did you know only two teams have dishied out double-digit assists with a high of 11 (8.5 avg.)?
- Only three teams have made more than two 3-pointers in a game this year and opponents are a combined 27-of-136 from long range.
- Arkansas' 19.9% 3-point defense ranks 1st in the NCAA.**
- Arkansas held its five opponents to 56 points or less, including three teams in the 40's, and no team has scored more than 61 points.
- Arkansas' 52.6 ppg scoring defense ranks 5th in the NCAA/1st SEC.**
- Arkansas forced Rice into 27 turnovers, Montana into 23, Texas Southern into 24, Georgia Tech into 24 and Austin Peay into 21.
- The 20.25 turnovers forced ranks 6th in the NCAA/1st SEC.**
- Arkansas has double-digit steals five times - 14 vs Rice, 13 vs Texas Southern, 11 each versus North Texas and Montana, and 15 at Georgia Tech - the most by the Hogs since getting 15 vs Auburn Feb. 17, 2016.
- Arkansas' 10.8 steals per game ranks 9th in the NCAA/1st SEC.**
- No team has shot better than 41.5% from the field and Arkansas held Rice to a season-low 28.6. Arkansas forced North Texas to miss its first 11 shots against the Hogs.
- Arkansas' 36.3% FG pct defense ranks 16th in the NCAA/2nd SEC.**

Margin Calls

- Arkansas committed 21 turnovers in the season opener and 20 last time out versus Austin Peay. However, in between, Arkansas committed 14 or less.
- Arkansas' +6.8 turnover margin ranks 11th in the NCAA/1st SEC.**
- Arkansas is scoring 72.1 points per game, which ranks 181st in the NCAA and 9th in the SEC. However, the Hogs only allow 52.6 ppg.
- Arkansas' +19.5 scoring margin ranks 9th in the NCAA/1st SEC.**

Free Throw Improvement

- Arkansas has shot above 75 percent six times to rank **12th the NCAA / 1st in the SEC in FT% (.789).**

VS WESTERN KENTUCKY:

Arkansas Leads4-3
Home:0-2
Away:0-1
Neutral:4-0

THE SERIES:

03/26/36	W 43-36	N (LR)
03/27/36	W 39-30	N (LR)
12/06/45	W 66-46	N (LR)
12/07/45	W 67-38	N (LR)
12/03/73	L 102-100	H
12/07/74	L 74-63	A
12/07/18	L 78-77	H

LAST TIME THEY MET:

Western Kentucky 78
Arkansas 77
Dec. 7, 2018 - Bud Walton Arena

FAYETTEVILLE - Arkansas had two chances within the final 19 seconds to win the game but came up short as Western Kentucky held on for a 78-77 victory over the Razorbacks.

The Razorbacks only led once, 77-76, inside the final 15:37 of the second half when Daniel Gafford made a jumper with 45 seconds left in the contest. The Hilltoppers regained the lead after Marek Nelson converted a layup with 19 ticks left.

WKU center Charles Bassey blocked both of the Razorbacks' final attempts to preserve the win.

Bassey finished with 21 points and nine rebounds to lead the Hilltoppers. Jared Savage scored 20 points while Taveion Hollingsworth had 17.

Isaiah Joe led the Razorbacks with 19 points while Gafford had 19 points and nine rebounds. Mason Jones added 15 points and Jalen Harris had 13.

Arkansas started the game with a 13-4 run, thanks to a pair of Isaiah Joe 3-pointers and took a 41-33 lead into the locker room at halftime.

Arkansas had three streaks come to an end with the loss. The Razorbacks had won six straight, had won 28 straight non-conference home games (was the best streak in the SEC by nine games) and had won 46 consecutive games when leading at halftime.



Isaiah Joe is 1 of 20 named to the 2020 Jerry West Shooting Guard of the Year Award watch list.

FANS CAN VOTE AT:

www.hoophallawards.com

THE BASKETBALL HALL OF FAME





ERIC MUSSELMAN

ARKANSAS HEAD COACH

118-34 • 5th year as head collegiate coach
503-291 • 14 seasons as professional head coach

COLLEGIATE HEAD COACHING RECORD

Year	Record	Conference	Postseason
2015-16	24-14	10-8 MW (T4th)	CBI Champion
2016-17	28-7	14-4 MW (1st) ^ *	NCAA 1st Round
2017-18	29-8	15-3 MW (1st) ^	NCAA Sweet 16
2018-19	29-5	15-3 MW (1st) ^	NCAA 1st Round

2019-20 8-0 --
Totals 118-34 54-18

^ - Regular season champion / * - Tournament champion

Eric Musselman was named Arkansas' 13th head men's basketball coach on April 7, 2019. He has over 30 years of coaching experience, including four as a head coach at Nevada and 14 as a professional head coach.

In his four years as Nevada head coach, Musselman won at least 24 games each season (24, 28, 29 and 29) to post a 110-34 record and .764 winning percentage - sixth-best among active Division I coaches. Prior to entering the collegiate head coaching ranks, Musselman was a head coach for seven professional teams, including two seasons with the Golden State Warriors (2002-04) and one with the Sacramento Kings (2006-07). He has won over 550 games as a professional head coach with a combined winning percentage of .626 (553-330).

Musselman is married to Danyelle Sargent Musselman who has worked at ESPN, Fox Sports and the NFL Network as a broadcaster. Musselman has two sons Michael and Matthew and the couple has a daughter Mariah.

Musselman's father Bill was also an NBA head coach and they were the first father-son combination to become head coaches in the NBA.

2019-20 RAZORBACKS

No.	Name	Pos.	Yr.	Ht.	Wt.	Hometown	High School/Previous School
0	Jeantal Cylla	F	Gr.Sr.	6-7	215	Lake Worth, Fla.	Lake Worth Christian / UNC Wilmington
1	Isaiah Joe	G	So.	6-5	180	Fort Smith, Ark.	Fort Smith Northside HS
2	Adrio Bailey	F	Sr.	6-6	222	Clarence, La.	Lakeview HS
3	Desi Sills	G	So.	6-1	196	Jonesboro, Ark.	Jonesboro HS
5	Jalen Harris	G	Jr.	6-2	172	Wilson, N.C.	Word of God Christian Acad. / New Mexico
12	Ty Stevens	G	Jr.	6-2	187	Republic, Mo.	Republic HS
13	Emeka Obukwelu	F	R-Jr.	6-8	230	Plano, Texas	West Plano HS (UT Tyler)
14	Jamario Bell	F	Sr.	6-5	250	Junction City, Ark.	Junction City HS
15	Mason Jones	G	Jr.	6-5	207	Desoto, Texas	Triple A Academy / Connors State College
24	Ethan Henderson	F	So.	6-8	210	Little Rock, Ark.	Parkview Magnet HS
33	Jimmy Whitt Jr.	G	Gr.Sr.	6-3	175	Columbia, Mo.	Hickman HS / SMU
35	Reggie Chaney	F	So.	6-8	222	Tulsa, Okla.	Findlay Prep (Henderson, Nev.)
11	JD Notae	G	Jr.	6-2	185	Covington, Ga.	Newton HS / Jacksonville
22	Abayomi (Bay-Bey) Iyiola	F	Jr.	6-9	210	Atlanta, Ga.	Greenforest-McCaleb Christian Acad. / Stetson
23	Connor Vanover	F	So.	7-3	225	Little Rock, Ark.	Findlay Prep (Nev.) / California

Head Coach
Associate Head Coach
Assistant Coach
Assistant Coach
Director of Operations
Special Assistant to Head Coach
Video Coordinator
Director of Recruiting
Recruiting Coordinator
Head Athletic Trainer
Head Strength Coach
Graduate Assistants

Eric Musselman San Diego, 1987 1st Season at Arkansas
Chris Crutchfield Nebraska-Omaha, 1992 1st Season at Arkansas
Corey Williams Oklahoma State, 2002 1st Season at Arkansas
Clay Moser Wisconsin-La Crosse, 1987 1st Season at Arkansas
Anthony Ruta Arizona State, 2012 1st Season at Arkansas
Hays Myers LSU, 2016 1st Season at Arkansas
Riley Hall Arkansas, 2016 4th Season at Arkansas
Michael Musselman San Diego, 2018 1st Season at Arkansas
Patrick Ackerman Detroit Mercy, 2016 1st Season at Arkansas
Mark O'Neal Arkansas, 1989 1st Season at Arkansas
Dave Richardson Louisiana-Monroe, 1989 2nd Season at Arkansas
Velton Kennedy (Arkansas, 2017) Trey Thompson (Arkansas, 2018)
Sean Bair (Dickinson College, 2012) Alec Kobre (Pacific, 2016)
Jeremiah Bonsu (Dayton, 2017) Alex Dellett (Arkansas, 2018)
Max Penderly (Ohio, 2014) Bilal Rabbani (Emerson, 2017)

Student Assistant: Khalil Garland
Managers: Clay Cunningham • Jacob Leonard • Tyson Hicks • Jack Hutchinson • Ethan Westerman
Michael Justus • Greg Croll • Luke Loveless • Jarod Summons • Zeb Wilson

MUSSELMAN FILE

• Hometown: Ashland, Ohio
• Birth Date: November 19, 1964
• Wife: Danyelle • Children: Michael, Matthew, Mariah

RAZORBACK ACTIVE ROSTER



#2 • Adrio BAILEY Recreation & Sport MGMT
#14 • Jamario BELL Recreation & Sport MGMT
#35 • Reggie CHANEY Recreation & Sport MGMT
#0 • Jeantal CYLLA Adult & Lifelong Learning
#5 • Jalen HARRIS Communications
#24 • Ethan HENDERSON Recreation & Sport MGMT
#1 • Isaiah JOE Recreation & Sport MGMT
#15 • Mason JONES Communications
#13 • Emeka OBUKWELU Biology
#3 • Desi SILLS Recreation & Sport MGMT
#12 • Ty STEVENS Business Finance
#33 • Jimmy WHITT Jr. Adult & Lifelong Learning
CHRIS CRUTCHFIELD Associate Head Coach Nebraska-Omaha '92
COREY WILLIAMS Assistant Coach Oklahoma State '02
CLAY MOSER Assistant Coach Wisconsin-La Crosse '87

PRONUNCIATION GUIDE

2 Adrio Bailey Á-dree-oh
4 Jeantal Cylla GENE-tall...SILL-uh
22 Abayomi Iyiola AB-bah-YUM-ee ... EE-EE-oh-la
11 JD Notae No-TAY
13 Emeka Obukwelu Eh-MEHK-uh...O-Boo-Quay-Lu
3 Desi Sills Dez-ee
Anthony Ruta ROO-tuh

ROSTER BY STATE

Arkansas (5)
14 Jamario Bell Junction City
24 Ethan Henderson Little Rock
1 Isaiah Joe Fort Smith
3 Desi Sills Jonesboro
24 Connor Vanover Little Rock
Florida (1)
0 Jeantal Cylla Lake Worth
Georgia (2)
22 Abayomi Iyiola Atlanta
11 JD Notae Covington
Louisiana (1)
2 Adrio Bailey Clarence
Missouri (2)
12 Ty Stevens Republic
33 Jimmy Whitt Jr. Columbia
North Carolina (1)
5 Jalen Harris Wilson
Texas (2)
15 Mason Jones Desoto
4 Emeka Obukwelu Plano
Oklahoma (1)
35 Reggie Chaney Tulsa

ROSTER BY CLASS

Graduate Senior (2)
0 Jeantal Cylla Forward
33 Jimmy Whitt Jr. Guard
Senior (2)
2 Adrio Bailey Forward
14 Jamario Bell Forward
Redshirt Junior (1)
4 Emeka Obukwelu Forward
Junior (5)
5 Jalen Harris Guard
22 Abayomi Iyiola Forward
15 Mason Jones Guard
11 JD Notae Guard
12 Ty Stevens Guard
Sophomore (5)
35 Reggie Chaney Forward
24 Ethan Henderson Forward
1 Isaiah Joe Guard
3 Desi Sills Guard
24 Connor Vanover Forward
Freshmen (0)
- NONE -

MUSSELMAN CAREER HEAD COACHING RECORD

* - Professional basketball **DOES NOT** count postseason in overall W-L records

2003 NBA Coach of the Year Runner-Up
2012 NBA D-League Coach of the Year
2016 Bleacher Report Mountain West Coach of the Year
2017 USBWA District VIII Coach of the Year
2018 USBWA District VIII • NABC District 17 • Mountain West Coach of the Year

COLLEGIATE	5th Season	118-34	7-4 Postseason
Nevada	4 years	110-34	7-4 Postseason
Arkansas	1st year	8-0	--
PROFESSIONAL	14 Seasons	503-291	50-39 Postseason * (553-330)
CBA	7 years	270-122	39-34 Postseason *
Rapid City	5 years	191-89	27-25 Postseason *
Florida	2 years	79-33	12-9 Postseason *
USBL	2 years	53-3	4-0 Postseason *
Florida	2 years	53-3	4-0 Postseason *
NBA	3 years	108-138	--
Golden State	2 years	75-89	--
Sacramento	1 year	33-49	--
D-League	2 years	72-28	7-5 Postseason *
Reno	1 year	34-16	2-3 Postseason *
Los Angeles	1 year	28-12	5-2 Postseason *
INTERNATIONAL	3 Years	24-14	--
Dominican	1 years	5-1	--
Venezuelan	2 years	19-13	--

MUSSELMAN BY YEAR AS HEAD COACH

Year	Team	League	Record	Note for the Season	Reg. Season Div./Conf. Finish	Postseason
1989-90	Rapid City	CBA	42-14	MOST WINS IN CBA	1st National Conf.	Finals (8-8)
1991-92	Rapid City	CBA	37-19	2nd-most wins in CBA	1st National Conf.	Finals (9-7)
1992-93	Rapid City	CBA	44-12	MOST WINS IN CBA	1st National Conf.	Conf. Finals (5-3)
1993-94	Rapid City	CBA	37-19	MOST WINS IN CBA	1st National Conf.	Conf. Finals (5-5)
1994-95	Rapid City	CBA	31-25	6th-most wins in CBA	5th National Conf.	Conf. 1st Rd (0-2)
1995-96	Florida	CBA	41-15	MOST WINS IN CBA	1st National Conf.	Conf. Finals (5-3)
1996-97	Florida	CBA	38-18	2nd-most wins in CBA	1st American Conf.	Finals (7-6)
1995	Florida	USBL	25-2	MOST WINS IN USBL	1st Overall	Champion (1-0)
1996	Florida	USBL	28-1	MOST WINS IN USBL	1st Southern Div.	Champion (3-0)
2002-03	Golden State	NBA	38-44	6th Pacific Division	11th Western Conf.	--
2003-04	Golden State	NBA	37-45	14th Pacific Division	11th Western Conf.	--
2006-07	Sacramento	NBA	33-49	5th Pacific Division	11th Western Conf.	--
2010-11	Reno	D-League	34-16	2nd-most wins in NBADL	1st Western Conf.	Semifinals (2-3)
2011-12	Los Angeles	D-League	38-12	MOST WINS IN NBADL	1st Western Conf.	Finals (5-2)
2015-16	Nevada	NCAA	24-14	T49th - Most wins NCAA	T4th Mountain West	CBI Champion (5-1)
2016-17	Nevada	NCAA	28-7	T16th - Most wins NCAA	1st Mountain West	NCAA 1st Rd (0-1)
2017-18	Nevada	NCAA	29-8	T11th - Most wins NCAA	1st Mountain West	NCAA Sweet 16 (2-1)
2018-19	Nevada	NCAA	29-5	T15th - Most wins NCAA	1st Mountain West	NCAA 1st Rd (0-1)
2019-20	Arkansas	NCAA	8-0	--	--	--
2010	Dominican Team		5-1	Silver Medal Centrobasket Championship		
2011	Venezuelan Team		12-9	5th FIBA Americas Championship		
2012	Venezuelan Team		7-4	Silver Medal FIBA South American Championship		

MUSSELMAN COACHING BY YEAR

1989-90	Head Coach	Rapid City Thrillers	CBA	2004-05	Asst. Coach	Memphis Grizzlies	NBA
1990-91	Asst. Coach	Minnesota Timberwolves	NBA	2005-06	Asst. Coach	Memphis Grizzlies	NBA
1991-92	Head Coach	Rapid City Thrillers	CBA	2006-07	Head Coach	Sacramento Kings	NBA
1992-93	Head Coach	Rapid City Thrillers	CBA	2007-10	DID NOT COACH		
1993-94	Head Coach	Rapid City Thrillers	CBA	2010-11	Head Coach	Reno Bighorns	NBADL
1994-95	Head Coach	Rapid City Thrillers	CBA	2011-12	Head Coach	Los Angeles Defenders	NBADL
Spring '95	Head Coach	Florida Sharks	USBL	2012-13	Asst. Coach	Arizona State Sun Devils	NCAA
1995-96	Head Coach	Florida Beachdogs	CBA	2013-14	Assoc HC	Arizona State Sun Devils	NCAA
Spring '96	Head Coach	Florida Sharks	USBL	2014-15	Assoc. HC	LSU Tigers	NCAA
1996-97	Head Coach	Florida Beachdogs	CBA	2015-16	Head Coach	Nevada Wolf Pack	NCAA
1998-99	Asst. Coach	Orlando Magic	NBA	2016-17	Head Coach	Nevada Wolf Pack	NCAA
1999-00	Asst. Coach	Orlando Magic	NBA	2017-18	Head Coach	Nevada Wolf Pack	NCAA
2000-01	Asst. Coach	Atlanta Hawks	NBA	2018-19	Head Coach	Nevada Wolf Pack	NCAA
2001-02	Asst. Coach	Atlanta Hawks	NBA	2019-20	Head Coach	Arkansas Razorbacks	NCAA
2002-03	Head Coach	Golden State Warriors	NBA				
2003-04	Head Coach	Golden State Warriors	NBA				

- 12th is really good but it is spectacular when you consider that last year, the Hogs were 306th (of 351 teams) in free throw percentage (.668).
- The team's percentage is bolstered by Mason Jones, who made his first 27 at the line this season and ranks 20th with a 93.0 FT% this season (40-of-43). Isaiah Joe is shooting 83 percent (25-of-30).

Success in the 60's

- Arkansas has scored in the 60's five times and is 5-0.
- In his fifth year as a collegiate head coach, Eric Musselman is just 12-11 when his teams score in the 60's.

8-0

- Arkansas is off to an 8-0 start for the first time since 1997-98.
- This is the 12th time Arkansas has started at least 8-0.
- 8-0: 1925-26 / 1976-77 / 1981-82 / 1992-93 / 1997-98 / **2019-20**
- 10-0: 1942-43 / 1993-94
- 12-0: 1926-27
- 14-0: 1977-78 / 1982-83
- 15-0: 1928-29
- Arkansas won a school-record 15 straight to open the 1928-29 season (finishing 19-1).
- Eric Musselman is just the second first-year Razorback head coach to start 8-0 since Eugene Lambert started his tenure 10-0 in 1942-43.

16 Left

- Of the 344 NCAA Division I programs (through games played on Dec. 4) Arkansas is one of 16 teams still undefeated.
- Joining the Razorbacks are Auburn, Colorado, Arizona, San Diego State, Delaware, Indiana, Maryland, Ohio State, Butler, DePaul, West Virginia, Liberty, Louisville, Duquesne and SMU.

Recapping the Austin Peay

- Jimmy Whitt Jr., scored 17 points while Isaiah Joe and Mason Jones each added 16 to lead Arkansas to a 69-61 victory over Austin Peay Tuesday night at Bud Walton Arena. With the win, the Razorbacks improve to 8-0 for just the 12th time in 97 years of basketball and the first time since 1997-98.
- Both teams shot the ball well. **Arkansas made 47.8 percent of its field goals, shot 39.1 percent from 3-point range - its best in both since the season opener** - and made 16-of-18 at the free throw line. Austin Peay shot 41.5 percent from the field, 31.6 from 3-point range and was 11-of-13 at the line.
- The Razorbacks forced 21 turnovers but committed 20. Arkansas entered the game seventh in the NCAA in forcing turnovers and led the SEC in committing the fewest turnovers.
- The difference in the game came down to a 9-0 Arkansas run late in the first half (4:47) to give the Hogs a lead it would keep the rest of the game. Ethan Henderson helped spark that run by throwing down a dunk.
- Terry Taylor led the Governors with 20 points. Antwan Butler added 11 and Jordyn Adams 10. Eli Abaev pulled down a game-high 11 rebounds to help Austin Peay out-rebounds the Razorbacks 30-27.
- Arkansas shot 57.1 percent from the field in the first half - the best percentage of any half by the Hogs this season - and made 54.5 percent (6-of-11) from 3-point range.

Front Runners

- Arkansas has scored first in 6-of-8 games - winning the tip five times.
- No team has had better than an 8-0 run. Arkansas has gone on five double-digit runs.
- Arkansas has led at the half in all eight games.
- Arkansas has not trailed once in the second half.
- Arkansas trailed once - for 20 seconds - in overtime at Georgia Tech.
- Arkansas has only trailed for 25:17** (16:16 of that was in the first half versus Northern Kentucky)
- Including 0-0 ties (and 4:48 over overtime at Georgia Tech), Razorback games have been tied for 21:04.
- Arkansas has led for at least 31:43 in all eight games.**

0-For-32; Other 0-For's

- Did you know, Arkansas' defense forced two opponents to miss a combined 32 consecutive 3-pointers over the first two games?
- Rice missed its first 3PT attempt, made its next two and **missed its last 22**.
- North Texas **missed its first 10** and finished the game making 2-of-its-last-7.
- THEN, Montana **missed its first 10** (0-of-6 in the first half) and finished the game making 2-of-its-last-6.
- Over a three-game span** (first half of Rice, all of North Texas and into second half of Montana, **Arkansas held its opponents to 2-of-49 (4.1 percent)** from 3-point range.
- Arkansas held **South Dakota to 0-of-6** from 3-point range from 13:33 of the first half to 9:40 of the 2nd half. Overall, the Coyotes were 1-of-8 from long range before Cody Kelley made the team's second triple at 7:45 in the second half.
- Georgia Tech**, who was just 2-of-12 for the game, **missed its last six 3-pointers**.

MISCELLANEOUS STATS
DOUBLE-FIGURE SCORING GAMES

Player	15-16	16-17	17-18	18-19	19-20	Career
Whitt Jr.	9	NA	16	19	6	50
Cylla	14	11	NA	22	-	47
Joe	NA	NA	NA	28	6	34
Jones	NA	NA	NA	22	6	28
Harris	NA	2	NA	11	1	14
Bailey	NA	1	3	5	1	10
Sills	NA	NA	NA	5	3	8
Chaney	NA	NA	NA	6	-	6

20+ POINT SCORING GAMES

Player	15-16	16-17	17-18	18-19	19-20	Career
Cylla	3	0	--	7	-	10
Jones	NA	NA	NA	7	2	9
Whitt Jr.	1	NA	1	6	2	8
Joe	NA	NA	NA	5	2	7
Bailey	NA	0	0	1	-	1

30+ POINT SCORING GAMES

Player	15-16	16-17	17-18	18-19	19-20	Career
Jones	NA	NA	NA	2	1	3
Joe	NA	NA	NA	1	1	2

3+ THREE-POINTERS IN A GAME

Player	15-16	16-17	17-18	18-19	19-20	Career
Joe	NA	NA	NA	20	5	25
Jones	NA	NA	NA	12	2	14
Sills	NA	NA	NA	4	-	4
Cylla	3	2	NA	3	-	8

5+ THREE-POINTERS IN A GAME

Player	15-16	16-17	17-18	18-19	19-20	Career
Joe	NA	NA	NA	8	1	9
Jones	NA	NA	NA	4	-	4
Cylla	1	0	NA	1	-	2

DOUBLE FIGURE REBOUNDING GAMES

Player	15-16	16-17	17-18	18-19	19-20	Career
Whitt Jr.	0	NA	2	5	1	8
Cylla	1	1	NA	1	-	3
Bailey	NA	0	0	0	1	1
Jones	NA	NA	NA	1	-	1
Chaney	NA	NA	NA	0	1	1

DOUBLE FIGURE ASSISTS GAMES

Player	15-16	16-17	17-18	18-19	19-20	Career
Harris	NA	0	NA	5	-	5

DOUBLE-DOUBLES

Player	15-16	16-17	17-18	18-19	19-20	Career
Whitt Jr.	0	NA	0	5	1	6
Cylla	1	1	NA	1	-	3
Harris	NA	0	NA	2	-	2
Bailey	NA	0	0	0	1	1
Jones	NA	NA	NA	1	-	1

TRIPLE-DOUBLES

Player	15-16	16-17	17-18	18-19	19-20	Career
Whitt Jr.	0	NA	0	1	-	1

5+ ASSIST GAMES

Player	15-16	16-17	17-18	18-19	19-20	Career
Harris	NA	1	NA	19	2	22
Whitt Jr.	0	NA	8	11	1	20
Jones	NA	NA	NA	5	-	5
Sills	NA	NA	NA	4	-	4
Joe	NA	NA	NA	2	2	4
Chaney	NA	NA	NA	0	1	1

3+ STEALS IN A GAME

Player	15-16	16-17	17-18	18-19	19-20	Career
Whitt Jr.	0	NA	8	7	1	16
Harris	NA	2	NA	4	2	8
Joe	NA	NA	NA	6	3	9
Bailey	NA	0	1	3	3	7
Jones	NA	NA	NA	3	3	6
Chaney	NA	NA	NA	2	1	3
Sills	NA	NA	NA	1	-	1
Cylla	0	1	NA	0	-	1

3+ BLOCKS IN A GAME

Player	15-16	16-17	17-18	18-19	19-20	Career
Chaney	NA	NA	NA	5	1	6
Bailey	NA	0	1	2	1	4
Whitt Jr.	0	NA	1	1	-	2
Henderson	NA	NA	NA	0	1	1

RAZORBACK THAT SCORES FIRST

Jimmy Whitt Jr.	FOR UA: 5 (5-0)	OVERALL: 3 (3-0)
Mason Jones	FOR UA: 2 (2-0)	OVERALL: 2 (2-0)
Desi Sills	FOR UA: 1 (1-0)	OVERALL: 1 (1-0)

Arkansas Wins 2nd Straight Exempt Tournament

- Arkansas went 4-0 – defeating Montana, Texas Southern, South Dakota and Northern Kentucky – in the Collegiate Hoops Roadshow – Razorback Regional. (Pacific and Northern Illinois went 4-0 in the Roadshow –Pacific Regional.)
- Last year, Arkansas went 4-0 and won the Hardwood Classic with home wins over UC Davis, Indiana, Montana State and UT Arlington.

Whitt Named MVP; Joe and Sills All-Tournament

- Jimmy Whitt Jr. was named the MVP of the Collegiate Hoops Roadshow – Razorback Regional while Isaiah Joe and Desi Sills were named to the All-Tournament team.
- Whitt averaged 1.8 points and 8.3 rebounds while shooting 63% from the field and making 11-of-15 FT. He tied a career high in points twice, scoring 24 versus both South Dakota (with seven reb.) and Northern Kentucky (with nine reb.), while adding a double-double (17 and 10) versus Texas Southern and 14 and 7 versus Montana.
- Joe averaged 14.3 points, including 33 points and five steals versus Texas Southern, with a team-best 12 assists in the four games.
- Sills scored 17 points in the finale versus Northern Kentucky and had five steals over the four games.
- Worth Mentioning:
 - ^ **Mason Jones** averaged 13 points and 4.7 steals with six steals and three blocked shots in three games played.
 - ^ **Jalen Harris** only scored 20 points, but tied Joe for the team lead with 12 assists and tied Jones for the team lead with six steals.
 - ^ **Adrio Bailey** averaged 6.8 points and 5.3 rebounds with a double-double (12 pts and 11 rebs) versus Montana. He led the team with seven blocked shots and hit two free throws with 11 seconds left versus Northern Kentucky to put the Hogs up four and seal the win.

Arkansas Continues to Receive Votes

- Arkansas has received votes in each of the last four AP polls, including 17 in the most recent to rank “35th.”
- Arkansas has received votes in each of the last three Coaches polls, including 8 in the most recent to rank “38th.”
- Arkansas has not been ranked since Jan. 2018 (22nd), starting 11-2. However, the Razorbacks dropped out after losses to Mississippi State (1/2/18) and Auburn (1/6/18). In the final poll prior to the 2018 NCAA tournament, Arkansas was ranked “26th” with 69 votes. Arkansas received four votes in the final poll of 2018.
- Arkansas, which started 6-1, received votes on three consecutive weeks by the AP last season, including one vote on Nov. 19, six votes on Nov. 26 and three votes on Dec. 3.

Dealing With Rejection

- Arkansas does not have much size but they are long.
- Arkansas ranks 47th in the NCAA and fourth in the SEC in blocked shots (4.9 per game).
- Adrio Bailey, at 6-6, leads the Hogs with 12 blocked shots with Reggie Chaney, Jimmy Whitt Jr. and Ethan Henderson, each with five.
- Nine Razorbacks have at least one blocked shot and seven have at least three. The Hogs have blocked at least five shots five times this season.

Jimmy Uses Wit

- Jimmy Whitt Jr. is not your typical point guard. Namely, he leads the team with 6.0 rebounds per game and second on the team with five blocked shots while he only dishes out 2.14 assists per game.
- However, he possesses the best quality of a point guard – he rarely turns the ball over. In fact, **he only has 8 turnovers in 241:16 minutes ... 1 every 30 minutes.**
- Ironically, he had a season-high four turnovers in one game – Montana. The fourth of his four turnovers came at 17:44 of the second half.
- After that last turnover versus Montana, Whitt played 158:18 over five games without a turnover. (The final 17:44 vs Montana, 33:46 minutes versus Texas Southern, 35:28 minutes versus South Dakota, 43:47 minutes versus Georgia Tech and the first 27:33 versus Northern Kentucky.)**

Turnover Turnaround Turns South

- An area of improvement Coach Musselman identified for this team early in the season is the amount of turnovers it had – 18 each exhibition win and **21 in the season opener versus Rice – tying for the most by any Eric Musselman-coached team.**
- After the season openers across the nation, Arkansas ranked 280th of 305 DI teams for turnovers and the 21 turnovers tied for the most by an Eric Musselman-coached team.**
- Arkansas only committed 10 turnovers vs. North Texas, 13 vs. Montana and 10 vs. Texas Southern, eight versus South Dakota and 12 versus Northern Kentucky.
- ^ Arkansas was **down to 94th in the NCAA and 1st in the SEC (12.6).**
- THEN, the Razorbacks exploded for 20 turnovers versus Austin Peay.
- ^ As a result, Arkansas **now ranks 152nd in the NCAA / 6th in the SEC with 13.5 turnovers per game.**
- HOWEVER, IF ANYONE CAN RIGHT THE SHIP, IT IS COACH MUSSELMAN:**
- ^ Nevada went from ranking 200-plus in both assist-to-turnover ratio and turnovers per game in year one to ranking inside the NCAA top 26 each of the last three years.
- > In year one, Musselman's squad in assist-to-turnover ratio went from:
Year 1: 232nd (0.97) in NCAA >> **Year 2:** 13th (1.45) in NCAA >> **Year 3:** 2nd (1.68) in NCAA
- > In year one, Musselman's squad in turnovers per game went from:
Year 1: 208th (13.0) in NCAA >> **Year 2:** 26th (11.0) in NCAA >> **Year 3:** 4th (9.6) in NCAA

Isaiah Joe On Jerry West Award Watch List

- Arkansas sophomore Isaiah Joe was one of 20 players named to the 2020 Jerry West Shooting Guard of the Year Award watch list, the Naismith Memorial Basketball Hall of Fame announced today.
- FANS CAN VOTE FOR THEIR FAVORITE PLAYER AT:**
<http://www.hoophallawards.com/men/vote.php>
- Joe is coming off a record-setting freshman campaign as he drained 113 3-pointers for the Razorbacks. The Fort Smith native set the school record for 3-pointers made, set the SEC freshman record for 3-pointers made per game (3.32), tied the SEC freshman record for 3-pointers made and ranks fourth in NCAA history for 3-pointers made by a freshman in a season. Joe additionally was just the fourth SEC freshman to lead the league in 3-point field goal percentage for a season (.414). Joe was additionally just one of seven players in the NCAA to make at least 110 3-pointers and shoot

- at least 41 percent from long range.
- Joe is one of seven SEC players to make the 20-person watch list, joining Anthony Edwards (Georgia), Tyrese Maxey (Kentucky), Skylar Mays (LSU), Breein Tyree (Ole Miss), A.J. Lawson (South Carolina) and Jordan Bowden (Tennessee).

Joe: Just As Valuable on Defense as Offense ... and In Other Areas

- Isaiah Joe is nearly matching his 3-pointers made with his deflections on defense.
- Joe has made **138** career 3-pointers and only needs 18 more to enter the school's all-time top 10.
- Joe has **129** career deflections. Joe also led the team in steals (51) and charges drawn (27) last season.
- When he's not racking up deflections, steals and charges, Joe is just plain solid on defense.

"Everyone talks about Isaiah's offense but, in reality, his man hardly ever scores."

- Arkansas head coach Eric Musselman

• THIS SEASON:

Led the team in assists 3x • has at 5+ rebounds 5x times • has 16 steals • team-best 8 charges drawn

Jones Comes Up Clutch Again

- Mason Jones banked home a game-winning 3-pointer with 0.1 seconds left on the clock in overtime to lift Arkansas to a 62-61 win at Georgia Tech.
- Jones has made clutch inside the final seconds on three other occasions – twice to give Arkansas leads and once to secure a win.
- ^ In game three last year versus Indiana:** Jones was fouled when getting a defensive rebound with two seconds left. Jones sank the first free throw to put Arkansas up one (73-72) then missed the second on purpose, forcing Indiana to heave a full-court shot as time expired.
- ^ On Feb. 2, 2019 at #19 LSU:** Arkansas was down one (89-88 with 2:01 left). Neither team scored until Jones sank a runner in the lane with 22 seconds left for a 90-89 Razorback lead. LSU had three chances to score inside the final 22 seconds, but missed them all.
- ^ On Feb. 5, 2019 vs Vanderbilt:** After LSU, Arkansas was in another barn-burner. Keyshawn Embry-Simpson made a 3-pointer with 14 seconds left, putting the Razorbacks up one (67-66). After a turnover by Vandy, Jones was fouled with seven seconds left and he sank both free throws for a 3-point lead (69-66). Vandy missed a long 3-pointer as time expired.

Jones Showing Up on Defense Too

- Did yo know Mason Jones:
- ^ Leads the SEC (41st NCAA) in steals/gm (2.29).**
- ^ Ranks second on the team in deflections with 31, including 10 vs Montana.**

Cylla and Whitt Reach Milestones

- Jeantal Cylla scored seven points versus South Dakota, including a put-back off his own miss with 45 seconds left in the first half, to give the graduate senior an even 1,000 career points.
- Jimmy Whitt Jr., converted an old-fashion, 3-point play to score his 1,000th point versus Northern Kentucky.

Bailey Off to Career Start

- In eight games, Bailey has tied or set career highs in five contests.
- Versus Rice, Bailey had a **then career-high** nine rebounds while **tying a then career-high** with three steals.
- Versus North Texas, Bailey **established a career high** with four steals.
- Versus Montana, Bailey had his **first career double-double** with 12 points and **career-high** 11 rebounds.
- Versus Texas Southern, Bailey **tied a career-high** with five blocked shots.
- At Georgia Tech, Bailey **tied a career-high** with three assists.

3-Ball Streak Continues

- LAST YEAR: Mason Jones made a 3-pointer at 18:43 of the first half at South Carolina (Feb. 9, 2019) to mark the 1,000th-straight game Arkansas made at least one triple.
- Arkansas fans were getting nervous the streak might end versus Texas Southern. The Razorbacks were 0-of-13 from distance in the first half. However, Isaiah Joe opened the second half with a triple and would make six in the period en route to 29 second-half points - 33 total.
- Arkansas ranks fourth-tied on the NCAA active list of teams that have made at least one 3-pointer.
 - UNLV 1,080 consecutive games (thru 12/4 - Next 12/7)
 - Vanderbilt 1,071 consecutive games (thru 12/3 - Next 12/14)
 - Duke 1,068 consecutive games (thru 12/3 - Next 12/6)
 - ARKANSAS 1,019 CONSECUTIVE GAMES**
 - Western Kentucky 1,019 consecutive games (thru 12/3 - Next 12/7)
- UNLV, Vanderbilt and Princeton have made a 3-pointer in every game since the NCAA adopted the rule in 1986-87. (Princeton has only played 935 games). Kentucky is the only other team to make a 3-pointer in over 1,000 games. However, the Wildcats' streak ended March 2018 at 1,047 games (0-for-6 vs. Davidson in NCAA first round).
- The last game Arkansas did not make a 3-pointer was when the Razorbacks went 0-for-2 at Texas on Jan. 07, 1989.

Non-Conference Road Trips

- (HogStats): This season will be just the second time in the 21st century that the Razorbacks have had 3+ true road non-conference games in the regular season (i.e. excluding NIT games).
- 2019-20 - at Georgia Tech, Western Kentucky and Indiana
- 2014-15 - at SMU, Iowa State and Clemson
- Arkansas, Oklahoma and Boston College are the only Power 5 teams to play three true non-conference road games this season.**
- ^ Oklahoma will play its three games consecutively in early December (North Texas, Wichita State and Creighton).**

• ABOUT ARKANSAS •

Location.....	Fayetteville, Ark.
Enrollment.....	27,559
Founded.....	1871
Colors.....	Cardinal (PMS 201) and White
Nickname.....	Razorbacks
Conference.....	Southeastern (SEC)
System President.....	Dr. Donald R. Bobbitt (Arkansas, 1980)
Chancellor.....	Dr. Joseph E. Steinmetz (C. Michigan, 1977)
Vice Chancellor / AD.....	Hunter Yurachek (Guilford, 1990)
Faculty Representative.....	Gerald Jordan (Arkansas, 1970)
Arena (Capacity).....	Bud Walton Arena (19,200)

• HISTORY

First Year of Basketball.....	1923-24
Seasons.....	97th
Overall Conference Championships.....	24 (2 SEC, 22 SWC)
NCAA Tournament Bids.....	33
• NCAA Tournament Record.....	42-32 (.568)
National Championships.....	1 (1994)
National Runner-Up.....	1 (1995)
NCAA Final Fours.....	6 (1941, 1945, 1978, 1990, 1994, 1995)
NCAA Elite Eight.....	6 (1978, 1979, 1990, 1994, 1995)
NCAA Sweet 16.....	10
NIT Record (App.).....	6-5 (4)

• BASKETBALL STAFF

Head Coach.....	Eric Musselman
• Alma Mater/Year.....	San Diego, 1987
• at Arkansas.....	8-0 (1st year)
• As Collegiate Head Coach.....	118-34 (.764 - 5th year)
• As Professional Head Coach.....	508-392 (.634 - 14 seasons)
• SEC Record.....	1st Season
• In Bud Walton Arena.....	1st Season
Assoc HC.....	Chris Crutchfield (Nebraska-Omaha, 1992 • 1st yr)
Asst Coach.....	Corey Williams (Oklahoma State, 2002 • 1st yr)
Asst Coach.....	Clay Moser (Wisconsin-La Crosse, 1987 • 1st yr)
Dir. of Ops.....	Anthony Ruta (Arizona State, 2012 • 1st yr)
Special Asst to HC.....	Hays Myers (LSU, 2016 • 1st yr)
Video Coord.....	Riley Hall (Arkansas, 2016 • 4th yr)
Dir. of Recruiting.....	Michael Musselman (San Diego, 2018 • 1st yr)
Recruiting Coord.....	Patrick Ackerman (Detroit Mercy, 2016 • 1st yr)
Dir. of S-A Devel.....	Earl Boykins (Eastern Michigan, 1998 • 1st yr)
Dir. of Multimedia.....	Martina Wood (North Carolina, 2010 • 1st yr)

Eric Muselman Live

- Once again, there will be 12 Arkansas basketball radio shows at the two Sassy's locations in Fayetteville. The first six will be at Sassy's BBQ & Grille on Steamboat Drive (off Wedington Drive). The last six will be at Sassy's Red House on College Avenue.

SASSY'S BBQ & GRILLE

November 4
November 11
November 18
December 2
December 9
December 16

SASSY'S RED HOUSE

January 6
January 20
January 27
February 3
February 24
March 2





Hogs Sign Davonte Davis

- Arkansas head coach Eric Musselman announced on Nov. 19 that Davonte Davis, a four-star recruit from Jacksonville, signed a National Letter of Intent with the Razorbacks.
- Davis (6-4, 175) is rated 80th on the ESPN Top 100 while ESPN has him the 18th-best shooting guard, the 18th-best player in the region and the second-best player in the state of Arkansas.
- "Our coaching staff is so excited to announce the signing of Davonte "Devo" Davis," Musselman said. "Devo will bring tremendous toughness and versatility to our Arkansas Razorbacks team. We love Devo's ability to be both a playmaker and a scorer at all three levels. He is an elite free throw attempt player and does a great job finishing through contact. From a defensive perspective, Devo will add a long, athletic defender that can guard multiple positions. He is an exhilarating, exciting point guard that Hog fans will love to watch and teammates will love to play with him."
- In other recruiting services, Davis is 100th on the 247Sports Composite and 16th among point guards. Rivals has him ranked 128th nationally and 29th at his position while 247Sports puts him 139th nationally and 21st among point guards. He is also #3 in the state by 247Sports.
- Davis was named to the 2019 USA TODAY All-Arkansas first team as a junior as he averaged 18.5 points, 5.3 rebounds and six assists per game. He played for Woodz Elite in the Nike EYBL.
- He is a three-time Arkansas Activities Association All-State selection, making the 2019 5A team with Jacksonville HS and the 2A teams in 2017 and 2018 while playing at Jacksonville Lighthouse.
- As a sophomore, Davis averaged 18.4 points, 8 assists, 7 rebounds and 2 steals. As a freshman, Davis averaged 16 points and seven rebounds in leading Lighthouse to conference and regional championships as well as the Class 2A state semifinal.



Austria

Anton Beard UBSC Graz

Canada

Olu Famutimi Guelph

Marvell Waithe London

Chile

Rashad Madden CD Valdivia

China

Courtney Fortson Guangsha L.

Sonny Weems Guangdong ST

ECBL (USA)

Kareem Reed Rowan County

Finland

Dustin Thomas Ura Basket

G League (USA)

Dusty Hannahs Memphis

Germany

Marshawn Powell Hamburg

Greece

Moses Kingsley Peristeri GS

Hungary

Alandise Harris ZTE KK

Anthlon Bell Nidaros Jets

Italy

Jaylen Barford Pesaro

Charles Thomas Basket RAV

Kazakhstan

Coty Clarke Astana

Latvia

Jabril Durham Vostak 65

Philippines

Michael Qualls North Port

Saudi Arabia

Arlando Cook Abha

Slovakia

Delvon Johnson Prievidza

South Korea

JaCorey Williams Mobis Phoebus

Turkey

Darian Townes Samsun

Nolan Richardson Court

- Last March, the University of Arkansas System Board of Trustees unanimously approved a resolution to name the court at Bud Walton Arena for Hall of Fame coach Nolan Richardson.
- The University unveiled Nolan Richardson Court at Bud Walton Arena on October 20 prior to exhibition game with Little Rock. Arkansas won the game 79-64 on the newly-named court.
- Richardson was 389-169 in 17 seasons as Arkansas head coach and set a school record for wins. Among his many honors are NABC and Naismith Coach of the Year (1994), USBWA Most Courageous Award (1995), University of Arkansas Sports Hall of Honor (1996), Arkansas Sports Hall of Fame (1998), College Basketball Hall of Fame (2008) and the Naismith Memorial Basketball Hall of Fame (2014). He was honored with a banner in the rafters of Bud Walton Arena in 2015.
- He led the Razorbacks to 13 NCAA Tournament appearances including six Sweet 16's (1990, 1991, 1993, 1994, 1995, 1996), four Elite Eights (1990, 1991, 1994, 1995), three Final Fours (1990, 1994, 1995) a national runner-up finish (1995) and the 1994 NCAA Championship.
- In Richardson's 22 combined years as a head coach at the collegiate level – at Western Texas Junior College, the University of Tulsa and the University of Arkansas – he compiled a record of 508-206 (.711) and became the only head coach in college basketball history to win a National Junior College Championship, NIT Championship and NCAA Championship.



Overall:	118-34
- At Arkansas	8-0
Home:	65-5
Away:	35-19
Neutral:	18-10
Conference Games:	54-18
- At Arkansas	0-0
Home:	31-5
Away:	23-13
Against Ranked Teams:	1-3
- At Arkansas	0-0
Home:	0-0
Away:	0-1
Neutral:	1-2
Record by Month:	
November:	32-4
December:	22-7
January:	24-6
February:	23-6
March:	16-11
April:	1-0
When Leading at Halftime:	91-4
at Arkansas	8-0
When Trailing at Halftime:	25-29
at Arkansas	0-0
When Tied at Halftime:	2-1
at Arkansas	0-0
Out-Rebounding Opp:	73-10
at Arkansas	3-0
Being Out-Rebounded:	38-22
at Arkansas	5-0
Rebounds Are Even:	7-1
at Arkansas	0-0
When Scoring First:	72-16
at Arkansas	6-0
When Opponent Scores First:	46-18
at Arkansas	2-0
One-Possession Games:	16-8
at Arkansas	1-0
Overtime Games:	7-3
at Arkansas	1-0
Games Decided by 1-5 Pts or Less:	25-14
at Arkansas	1-0
Games Decided by 6-10 Pts:	27-8
at Arkansas	2-0
Games Decided by 11-19 Pts:	34-8
at Arkansas	1-0
Games Decided by 20-plus Pts:	32-4
at Arkansas	4-0
Shooting 50 percent or Better:	39-1
at Arkansas	1-0
Shooting Pct. Better Than Opp:	96-5
at Arkansas	7-0
Shooting Pct. Worse Than Opp:	21-28
at Arkansas	1-0
Shooting Pct. Same as Opp:	1-1
at Arkansas	0-0
Out-Scoring Opp Bench:	56-1
at Arkansas	3-0
Out-Scored By Opp Bench:	58-24
at Arkansas	5-0
Bench Scoring Even:	4-0
at Arkansas	0-0

Scoring Below 50 Points:	0-0
- At Arkansas	0-0
Home:	0-0
Away:	0-0
Neutral:	0-0
Scoring 50-59 Points:	0-8
- At Arkansas	0-0
Home:	0-1
Away:	0-5
Neutral:	0-2
Scoring 60-69 Points:	12-11
- At Arkansas	4-0
Home:	7-2
Away:	2-6
Neutral:	3-3
Scoring 70-79 Points:	37-11
- At Arkansas	0-0
Home:	20-2
Away:	12-6
Neutral:	5-3
Scoring 80-89 Points:	43-2
- At Arkansas	1-0
Home:	24-0
Away:	12-1
Neutral:	7-1
Scoring 90-99 Points:	16-1
- At Arkansas	1-0
Home:	9-0
Away:	6-1
Neutral:	1-0
Scoring 100 or More Points:	8-1
- At Arkansas	0-0
Home:	5-0
Away:	2-1
Neutral:	1-0

Opponent Scores Below 50 Points:	5-0
- At Arkansas	3-0
Home:	4-0
Away:	1-0
Neutral:	0-0
Opponent Scores 50-59 Points:	20-1
- At Arkansas	2-0
Home:	13-1
Away:	6-0
Neutral:	1-0
Opponent Scores 60-69 Points:	47-6
- At Arkansas	3-0
Home:	28-0
Away:	11-2
Neutral:	8-4
Opponent Scores 70-79 Points:	32-12
- At Arkansas	0-0
Home:	17-2
Away:	10-8
Neutral:	5-2
Opponent Scores 80-89 Points:	13-10
- At Arkansas	0-0
Home:	5-2
Away:	5-7
Neutral:	3-1
Opponent Scores 90-99 Points:	1-3
- At Arkansas	0-0
Home:	1-2
Away:	0-0
Neutral:	0-1
Opponent Scores 100 or More Points:	1-2
- At Arkansas	0-0
Home:	0-0
Away:	1-2
Neutral:	0-0

MUSSELMAN VERSUS ALL OPPONENTS

Opponent	Overall	at Nevada	at Arkansas	Last Meeting
Air Force	7-0	7-0	0-0	03/05/19
Akron	1-0	1-0	0-0	12/22/18
Alabama	• First Meeting •			
Arizona State	1-0	1-0	0-0	12/07/18
Arkansas-Little Rock	1-0	1-0	0-0	11/16/18
Auburn	• First Meeting •			
Austin Peay	1-0	0-0	1-0	11/12/19
Boise State	7-2	7-2	0-0	02/02/19
Bradley	1-0	1-0	0-0	12/03/16
Buffalo	1-0	1-0	0-0	11/25/16
BYU	1-0	1-0	0-0	11/06/18
Cal State Fullerton	0-1	0-1	0-0	11/28/15
California Baptist	1-0	1-0	0-0	11/19/18
Cincinnati	1-0	1-0	0-0	03/18/18
Coastal Carolina	1-0	1-0	0-0	11/13/15
Colorado State	7-1	7-1	0-0	02/02/19
Davidson	1-0	1-0	0-0	11/21/17
Drake	1-0	1-0	0-0	12/12/15
Eastern Washington	1-0	1-0	0-0	03/21/16
Florida	0-1	0-1	0-0	03/21/19
Fresno Pacific	1-0	1-0	0-0	12/09/15
Fresno State	6-3	6-3	0-0	02/23/19
Georgia	• First Meeting •			
Georgia Tech	1-0	0-0	1-0	11/25/19
Grand Canyon	1-0	1-0	0-0	12/09/18
Hawai'i	1-1	1-1	0-0	11/24/17
Holy Names	1-0	1-0	0-0	11/30/15
Idaho	1-0	1-0	0-0	11/10/17
Illinois State	1-0	1-0	0-0	11/29/17
Indiana	• First Meeting •			
Iona	1-1	1-1	0-0	11/26/16
Iowa State	0-1	0-1	0-0	03/16/17
Kentucky	• First Meeting •			
LSU	• First Meeting •			
Loyola-Chicago	1-1	1-1	0-0	11/28/18
Loyola Marymount	1-0	1-0	0-0	11/14/16
Ole Miss	• First Meeting •			
Mississippi State	• First Meeting •			
Missouri	• First Meeting •			
Montana	2-0	1-0	1-0	11/16/19
Montana State	1-0	1-0	0-0	11/15/15
Morehead State	2-1	2-1	0-0	04/01/16

Opponent	Overall	at Nevada	at Arkansas	Last Meeting
New Mexico	5-3	5-3	0-0	02/09/19
North Texas	1-0	0-0	1-0	11/12/19
Northern Kentucky	1-0	0-0	1-0	11/30/19
Oakland	1-0	1-0	0-0	11/23/16
Oregon State	1-1	1-1	0-0	11/18/16
Pacific	4-0	4-0	0-0	11/09/18
Portland State	1-0	1-0	0-0	11/25/15
Radford	1-0	1-0	0-0	12/17/17
Rhode Island	1-0	1-0	0-0	11/13/17
Rice	1-0	0-0	1-0	11/05/19
Saint Mary's	0-1	0-1	0-0	11/11/16
San Diego State	3-7	3-7	0-0	03/01/19
San Francisco	0-1	0-1	0-0	12/23/17
San Jose State	6-0	6-0	0-0	01/09/19
Santa Clara	2-0	2-0	0-0	11/15/17
South Carolina	• First Meeting •			
South Dakota	1-0	0-0	1-0	11/22/19
South Dakota State	1-0	1-0	0-0	12/15/18
Southern Cal	1-0	1-0	0-0	12/01/18
Southern Illinois	1-0	1-0	0-0	12/22/17
Tennessee	• First Meeting •			
Texas	1-0	1-0	0-0	03/16/18
Texas A&M	• First Meeting •			
TCU	0-1	0-1	0-0	12/08/17
Texas Southern	1-0	0-0	1-0	11/19/19
Texas Tech	0-1	0-1	0-0	12/05/17
Towson	1-0	1-0	0-0	12/21/16
Tulsa	1-0	1-0	0-0	11/22/18
UC Davis	1-0	1-0	0-0	12/19/17
UC Irvine	2-0	2-0	0-0	12/02/17
UC Santa Barbara	1-0	1-0	0-0	12/22/16
UMass	1-0	1-0	0-0	11/23/18
UNLV	7-2	7-2	0-0	02/27/19
Utah	1-0	1-0	0-0	12/29/18
Utah State	7-2	7-2	0-0	03/02/19
Valparaiso	• First Meeting •			
Vermont	1-0	1-0	0-0	03/23/16
Washington	1-0	1-0	0-0	12/11/16
Wichita State	0-1	0-1	0-0	12/22/15
Wyoming	5-1	5-1	0-0	02/16/19
Totals	118-34	110-34	8-0	



BEST WINNING PERCENTAGE among active NCAA Division I head coaches (min 4 yrs) (stats.NCAA.org/head_coaches • Thru Dec. 4, 2019)

1	Mark Few, Gonzaga	.824	577-123	21st yr
2	Roy Williams, North Carolina	.788	877-236	32nd yr
3	ERIC MUSSELMAN, ARKANSAS	.778	118-34	5th yr
4	John Calipari, Kentucky	.773	714-210	28th yr
5	Mike Krzyzewski, Duke	.768	1140-345	45th yr
6	Bill Self, Kansas	.764	686-212	27th yr
7	Rick Croy, Cal Baptist (2nd in DI)	.760	152-48	7th yr
8	Chris Jans, New Mexico State	.757	84-27	4th yr
9	Sean Miller, Arizona	.743	393-136	16th yr
10	Chris Beard, Texas Tech	.734	177-64	8th yr

- Named General Manager of CBA's Rapid City Thrillers at age of 22. The next year, became head coach of the Thrillers at he age of 23, the youngest coach in CBA history.
- From 1990-1997, had 24 players called up to the NBA, the highest number in the league during that span ... The only person in CBA history to coach in five league All-Star Games (1990, 1992, 1993, 1994, 1997)
- The first coach in professional basketball history to win 100 games by the age of 28.
- At the age of 37, named head coach of the Golden State Warriors ... He and his father, Bill, were first father-son combination to both become head coaches in NBA history.
- In 2003, was runner-up to San Antonio's Gregg Popovich for NBA Coach of the Year Award voting (231 points, including 26 first-place votes).
- Only needed 130 games to win his 100th game as a collegiate head coach.

INDIVIDUAL GAME HIGHS:

Most Points:

at Nevada:	45	Jordan Caroline at New Mexico 01/07/17
	40	Jordan Caroline at Colorado St 02/06/19
	37	D.J. Fenner v UNLV 02/08/17
	34	Marqueze Coleman at Hawai'i 11/16/15
	33	Caleb Martin at Utah 12/29/18
	32	Marcus Marshall at Wyoming 01/14/17
	32	Marcus Marshall at Washington 12/11/16
	32	Tyron Criswell v E. Washington 03/21/16
	31	4x
	30	4x
at Arkansas:	32	Mason Jones vs Rice 11/05/19
	33	Isaiah Joe vs Texas Southern 11/19/19
	24	Jimmy Whitt Jr. vs Northern Ky 11/30/19
	24	Mason Jones at Georgia Tech 11/25/19
	24	Jimmy Whitt Jr. vs South Dakota 11/22/19
	24	Isaiah Joe vs Rice 11/05/19

SEC Game

SEC Tourney

NCAA Tourney

Bud Walton: 32 Mason Jones vs Rice 11/05/19

Road Game: 24 Mason Jones at Georgia Tech 11/25/19

Neutral Site

Ranked Opp

Frosh: --

Soph: 33 Isaiah Joe vs Texas Southern 11/19/19

Junior: 32 Mason Jones vs Rice 11/05/19

Senior: 24 Jimmy Whitt Jr. (2x) last vs Northern Ky 11/30/19

Season Opener: 32 Mason Jones vs Rice 11/05/19

SEC Opener

Most Field Goals Made:

at Nevada:	17	Jordan Caroline at New Mexico 01/07/17
	13	Cody Martin v Utah State 02/17/18
	12	Jordan Caroline at UNLV 02/25/17
	12	Cameron Oliver v E. Washington 03/21/16
	12	D.J. Fenner v UNLV 02/08/17
at Arkansas:	12	Mason Jones vs Rice 11/05/19
	11	Jimmy Whitt Jr. vs South Dakota 11/19/19
	10	Isaiah Joe vs Rice 11/05/19

Most 3-Pointers Made:

at Nevada:	8	Marcus Marshall at UNLV 02/25/17
	7	6x
at Arkansas:	6	Isaiah Joe vs Texas Southern 11/19/19

Most Free Throws Made:

at Nevada:	15	Marcus Marshall v Boise State 02/22/17
	15	Marqueze Coleman v UNLV 01/23/16
	15	Marqueze Coleman at Hawai'i 11/16/15
	14	Jordan Caroline v Rhode Island 11/13/17
	14	Marcus Marshall at Wyoming 01/14/17
at Arkansas:	9	Isaiah Joe vs Texas Southern 11/19/19
	9	Mason Jones vs North Texas 11/12/19
	8	Mason Jones vs Montana 11/16/19

Most Rebounds:

at Nevada:	24	Cameron Oliver v Fresno State 02/1/16
	21	Cameron Oliver at UNLV 02/20/16
	17	Cameron Oliver v Colorado State 03/04/17
	16	Jordan Caroline v Wyoming 01/03/18
	16	Jordan Caroline at Fresno St 01/12/19
	16	Jordan Caroline v BYU 11/06/18
	16	Cameron Oliver at Wyoming 01/14/17
	16	Tyron Criswell v Utah State 02/24/16
	16	AJ West at Pacific 11/21/15
at Arkansas:	11	Reggie Chaney vs Northern Ky 11/30/19
	11	Adrio Bailey vs Montana 11/16/19
	10	Jimmy Whitt Jr. vs TX Southern 11/19/19
	9	Isaiah Joe at Georgia Tech 11/25/19
	9	Adrio Bailey vs Rice 11/05/19

SEC Game

SEC Tourney

NCAA Tourney

Bud Walton: 9 Adrio Bailey vs Rice 11/05/19

Road Game: 9 Isaiah Joe at Georgia Tech 11/25/19

Neutral Site

Ranked Opp

Frosh: -

Soph: 11 Reggie Chaney vs Northern Kentucky 11/30/19

Junior: 7 Mason Jones (2x)

Senior 11 Adrio Bailey vs Montana 11/16/19

Season Opener: 9 Adrio Bailey vs Rice 11/05/19

SEC Opener

Most OFFENSIVE Rebounds:

at Nevada:	11	AJ West at Pacific 11/21/15
	8	Cameron Oliver v Fresno State 02/1/16
at Arkansas:	5	Adrio Bailey vs Montana 11/16/19

Most DEFENSIVE Rebounds:

at Nevada:	16	Cameron Oliver v Fresno State 02/1/16
	14	Cameron Oliver v Colorado State 03/04/17
	14	Cameron Oliver at Wyoming 01/14/17
	13	Cameron Oliver v Colorado State 03/11/17
	13	Cameron Oliver at Air Force 02/15/17
at Arkansas:	9	Reggie Chaney vs Northern Ky 11/30/19
	9	Isaiah Joe at Georgia Tech 11/25/19
	8	Jimmy Whitt Jr. vs TX Southern 11/19/19
	7	Adrio Bailey vs Rice 11/05/19

Most Assists:

at Nevada:	11	Cody Martin v BYU 11/06/18
	11	Cody Martin v Colorado State 02/25/18
	11	Marqueze Coleman v Holy Names 11/30/15
	10	Cody Martin v Little Rock 11/16/18
	10	Cody Martin v Pacific 11/09/18
	10	Marcus Marshall v Colorado State 03/04/17
at Arkansas:	7	Isaiah Joe vs Rice 11/05/19

SEC Game

SEC Tourney

NCAA Tourney

Bud Walton: 7 Isaiah Joe vs Rice 11/05/19

Road Game: 4 Desi Sills at Georgia Tech 11/25/19

Neutral Site

Ranked Opp

Frosh: -

Soph: 7 Isaiah Joe vs Rice 11/05/19

Junior: 5 Jalen Harris (2x) last vs Northern Ky 11/25/19

Senior: 5 Jimmy Whitt Jr. vs Rice 11/05/19

Season Opener: 7 Isaiah Joe vs Rice 11/05/19

SEC Opener

Most Steals:

at Nevada:	5	Caleb Martin v California Baptist 11/19/18
	5	Jordan Caroline at San Diego St 02/12/17
	5	Marqueze Coleman at New Mexico 12/30/15
	4	17 times
at Arkansas:	5	Mason Jones at Georgia Tech 11/25/19
	5	Isaiah Joe vs Texas Southern 11/19/19
	5	Mason Jones vs Rice 11/05/19
	4	4x

SEC Game

SEC Tourney

NCAA Tourney

Bud Walton: 5 Mason Jones vs Rice 11/05/19

Road Game: 5 Mason Jones at Georgia Tech 11/25/19

Neutral Site

Ranked Opp

Frosh: -

Soph: 5 Isaiah Joe vs Texas Southern 11/19/19

Junior: 5 Mason Jones (2x)

Senior: 4 Adrio Bailey vs North Texas 11/12/19

Season Opener: 5 Mason Jones vs Rice 11/05/19

SEC Opener

Most Blocked Shots:

at Nevada:	6	Cameron Oliver v Morehead State 04/01/16
	5	7x
at Arkansas:	5	Adrio Bailey vs Texas Southern 11/19/19
	3	Reggie Chaney vs South Dakota 11/22/19
	2	Mason Jones vs Texas Southern 11/19/19

SEC Game

SEC Tourney

NCAA Tourney

Bud Walton: 1 by several

Road Game: 2 Jimmy Whitt Jr. at Georgia Tech 11/25/19

Neutral Site

Ranked Opp

Frosh: -



Soph: 3 Reggie Chaney vs South Dakota 11/22/19

Junior: 2 Mason Jones vs Texas Southern 11/19/19

Senior: 5 Adrio Bailey vs Texas Southern 11/19/19

Season Opener: 1 by 5 players

SEC Opener

<div>  2019-20 SEC STANDINGS  </div>										
THRU TUES -DEC. 4, 2019										
	SEC	PCT.	HOME	AWAY	OVERALL	PCT.	HOME	ROAD	NEUTRAL	STRK
Arkansas	-	-	-	-	8-0	1.000	7-0	1-0	0-0	W8
Auburn	-	-	-	-	7-0	1.000	3-0	1-0	3-0	W7
Tennessee	-	-	-	-	7-1	.875	5-0	0-0	2-1	W2
Kentucky	-	-	-	-	6-1	.857	5-1	0-0	1-0	W4
Mississippi State	-	-	-	-	6-1	.857	4-0	1-0	1-1	W1
Florida	-	-	-	-	6-2	.750	3-1	0-1	3-0	W4
Georgia	-	-	-	-	6-2	.750	5-0	0-0	1-2	W2
LSU	-	-	-	-	6-2	.750	5-0	0-1	0-1	W3
Vanderbilt	-	-	-	-	6-2	.750	6-1	0-1	0-0	W1
South Carolina	-	-	-	-	6-3	.667	5-1	1-0	0-2	W2
Ole Miss	-	-	-	-	5-3	.625	4-1	0-1	1-1	L2
Missouri	-	-	-	-	4-4	.500	4-1	0-1	0-2	L3
Alabama	-	-	-	-	3-4	.429	2-1	0-1	1-2	W1
Texas A&M	-	-	-	-	3-4	.429	3-1	0-0	0-3	L3

AP (Dec. 2)		
1	Louisville (48)	1,599
2	Kansas (3)	1,497
3	Maryland	1,446
4	Michigan (9)	1,429
5	Virginia (5)	1,424
6	Ohio State	1,244
7	North Carolina	1,162
8	KENTUCKY	1,096
9	Gonzaga	1,095
10	Duke	1,083
11	Michigan State	964
12	Arizona	875
13	Oregon	785
14	AUBURN	698
15	Memphis	652
16	Seton Hall	629
17	Florida State	562
18	Baylor	266
19	Dayton	386
20	Colorado	371
21	TENNESSEE	331
22	Washington	222
23	Villanova	192
24	Butler	165
25	Utah State	112

COACHES (Dec. 2)		
1	Louisville	790
2	Virginia	720
3	Kansas	719
4	Maryland	693
5	Michigan	647
6	Ohio St.	641
7	North Carolina	567
8	Duke	548
9	Gonzaga	513
10	KENTUCKY	507
11	Arizona	484
12	Michigan St	481
13	AUBURN	395
14	Oregon	312
15	Seton Hall	285
16	Baylor	269
17	Dayton	258
18	Memphis	231
19	Florida State	207
20	TENNESSEE	198
21	Colorado	149
22	Villanova	143
23	Washington	126
24	Butler	79
25	Oklahoma State	68

RECEIVING VOTES: **FLORIDA 111**, Xavier 91, San Diego State 89, Saint Mary's 86, Oklahoma State 85, Texas Tech 43, West Virginia 28, Purdue 24, DePaul 18, **ARKANSAS 17**, **INDIANA 13**, Penn State 9, Stephen F. Austin 7, Oklahoma 6, Liberty 5, Notre Dame 2, Richmond 2, Virginia Commonwealth 2, SMU 1, Delaware 1.

RECEIVING VOTES: Utah St. 62; **FLORIDA 60**; Xavier 59; Texas Tech 30; St. Mary's 26; VCU 23; San Diego St. 19; Purdue 17; Oklahoma 16; West Virginia 12; DePaul 12; Kansas State 10; **ARKANSAS 8**; Wichita St. 4; Texas 3; **INDIANA 3**; Stanford 2; Penn St. 2; Tulane 1; Stephen F. Austin 1.

ARKANSAS IN THE RANKINGS

WEEK	AP	COACH	NET
Preseason	--	--	N/A
Nov. 11	RV/11	N/A	N/A
Nov. 18	RV/3	RV/9	N/A
Nov. 25	RV/13	RV/12	N/A
Dec. 2	RV/17	RV/8	N/A
Dec. 9			
Dec. 16			
Dec. 23			
Dec. 30			
Jan. 6			
Jan. 13			
Jan. 20			
Jan. 27			
Feb. 3			
Feb. 10			
Feb. 17			
Feb. 24			
Mar. 2			
Mar. 9			
Mar. 16			
FINAL			

The last time Arkansas was ranked in the AP Poll...

Top 25:	#22	01/01/18
Top 15:	#15	11/14/00
Top 10:	#6	1995 Final Poll
Top 5:	#5	03/07/95
No. 1:	#1	'94-95 Preseason

Thursday, December 5

La Tech at Mississippi State	SECN+	7:00 p.m.
Furman at Auburn	SEC	8:00 p.m.

Friday, December 6

Stephen F. Austin at Alabama	SECN+	7:00 p.m.
------------------------------	-------	-----------

Saturday, December 7

Florida at Butler	FOX	11:00 a.m.
CSU Bakersfield at Ole Miss	SECN+	1:00 p.m.
Fairleigh Dickinson at Kentucky	SEC	3:00 p.m.
Missouri at Temple	ESPNU	5:30 p.m.
ARKANSAS AT WESTERN KY	CBS SPORTS	6:30 P.M.

Sunday, December 8

Houston at South Carolina	ESPNU	11:00 a.m.
Texas A&M vs. Texas	ABC	2:00 p.m.
Northwestern St. at LSU	SEC	3:00 p.m.

Saturday, December 14

Mississippi State vs. Kansas St.	ESPNU	10:30 a.m.
TULSA AT ARKANSAS	ESPNU	12:30 P.M.
Alabama at Penn St.	Big Ten	1:00 p.m.
Middle Tennessee at Ole Miss	SEC	2:00 p.m.
Memphis at Tennessee	ESPN	2:00 p.m.
Saint Louis vs. Auburn	ESPN2	3:00 p.m.
Georgia Tech at Kentucky	ESPN	4:00 p.m.
Georgia at Arizona St.	Pac-12	7:00 p.m.
Liberty at Vanderbilt	SECN+	7:00 p.m.

Sunday, December 15

Southern Illinois at Missouri	SEC	3:00 p.m.
South Carolina at Clemson	ESPN2	4:00 p.m.
A&M-Corpus Christi at Texas A&M	SECN+	5:00 p.m.

#PROHOGS

38	» Arkansas has had 38 all-time NBA Draft selections from 36 different players in program history.
16	» The Razorbacks have 16 All-Star game appearances by Joe Johnson (7), Sidney Moncrief (5) and Alvin Robertson (4).
12	» Arkansas has 12 first round NBA Draft picks in program history with Sidney Moncrief going No. 5 overall in 1979.

#PROHOGS

Arkansas has had 29 former players go on to play in the NBA and four are currently on active rosters.

Player	Team	Yrs in NBA	Draft Class
Patrick Beverley	Clippers	8th	2009 - 42nd (LAC)
Daryl Macon *	Heat	2nd	2018-FA
Bobby Portis	Knicks	5th	2015 - 22nd (CHI)
Daniel Gafford	Bulls	1st	2019 - 38th (CHI)

* - signed two-way contract

G League

Dusty Hannahs	Memphis Hustle	2nd Year
---------------	----------------	----------

Versus 2019-20 Opponents

NON-CONFERENCE

SCHOOL	GMS PLAYED	SERIES RECORD	H	A	N	LAST MEETING
AUSTIN PEAY	5	ARKANSAS LEADS, 5-0	5-0	0-0	0-0	H - W, 69-61 (12/03/19)
GEORGIA TECH	7	ARKANSAS TRAILS, 2-5	0-1	1-2	1-2	A - W, 62-61 OT (11/25/19)
INDIANA	4	SERIES TIED, 2-2	1-0	0-2	1-0	A - L, 60-63 (03/23/19)
MONTANA	1	ARKANSAS LEADS, 1-0	1-0	0-0	0-0	H - W, 64-46 (11/16/19)
NORTH TEXAS	15	ARKANSAS LEADS, 15-0	9-0	1-0	5-0	H - W, 66-43 (11/12/19)
NORTHERN KENTUCKY	1	ARKANSAS LEADS, 1-0	1-0	0-0	0-0	H - W, 66-60 (11/30/19)
RICE	144	ARKANSAS LEADS, 103-41	55-11	41-29	7-1	H - W, 91-43 (11/05/19)
SOUTH DAKOTA	2	ARKANSAS LEADS, 2-0	1-0	1-0	0-0	H - W, 77-56 (11/22/19)
TCU	142	ARKANSAS LEADS, 104-28	54-15	46-21	4-2	A - W, 79-70 (02/16/91)
TEXAS SOUTHERN	1	ARKANSAS LEADS, 7-0	5-0	0-0	2-0	H - W, 82-51 (11/19/19)
TULSA	60	ARKANSAS LEADS, 36-24	24-8	9-15	3-1	H - W, 68-59 (01/02/07)
WESTERN KENTUCKY	7	ARKANSAS LEADS, 4-3	0-2	0-1	4-0	H - L, 77-78 (12/08/18)
VALPARAISO		• FIRST MEETING •				

SOUTHEASTERN CONFERENCE

SCHOOL	GMS PLAYED	SERIES RECORD	H	A	N	LAST MEETING
ALABAMA	62	ARKANSAS LEADS, 34-28	19-6	7-20	8-2	H - W, 82-70 (03/09/19)
• SEC Only	52	Arkansas Leads, 27-25				
AUBURN	53	ARKANSAS LEADS, 34-19	21-5	12-14	1-1	A - L, 56-79 (02/20/19)
• SEC Only	52	Arkansas Leads, 34-18				
FLORIDA	37	ARKANSAS TRAILS, 12-25	8-7	2-13	2-5	N - L, 50-66 (03/14/19)
• SEC Only	37	Arkansas Trails, 12-25				
GEORGIA	38	ARKANSAS LEADS, 23-15	11-3	6-9	6-3	H - W, 70-60 (01/29/19)
• SEC Only	38	Arkansas Leads, 23-15				
KENTUCKY	43	ARKANSAS TRAILS, 11-32	7-7	3-15	1-10	A - L, 66-70 (02/27/19)
• SEC Only	38	Arkansas Trails, 11-27				
LSU	67	ARKANSAS LEADS, 36-31	19-8	12-17	5-6	A - W, 90-89 (02/02/19)
• SEC Only	58	Arkansas Leads, 32-26				
OLE MISS	81	ARKANSAS LEADS, 48-33	16-11	8-20	24-2	H - W, 74-73 (03/02/19)
• SEC Only	53	Arkansas Leads, 26-27				
MISSISSIPPI STATE	62	ARKANSAS LEADS, 33-29	21-7	7-21	5-1	H - L, 67-77 (02/16/18)
• SEC Only	53	Arkansas Leads, 28-25				
MISSOURI	51	ARKANSAS LEADS, 27-24	16-9	10-15	1-0	A - L, 78-79 (02/12/19)
• SEC Only	13	Arkansas Leads, 8-6				
SOUTH CAROLINA	34	ARKANSAS LEADS, 20-14	11-4	6-8	3-2	A - L, 65-77 (02/09/19)
• SEC Only	34	Arkansas Leads, 20-14				
TENNESSEE	41	ARKANSAS TRAILS, 20-21	10-4	4-12	6-5	A - L, 87-106 (01/15/19)
• SEC Only	37	Arkansas Trails, 17-20				
TEXAS A&M	158	ARKANSAS LEADS, 102-56	57-15	38-37	7-4	H - L, 80-87 (02/23/19)
• SEC Only	12	Arkansas Leads 7-5				
VANDERBILT	38	ARKANSAS LEADS, 26-12	15-3	7-8	4-1	A - W, 84-48 (03/06/19)
• SEC Only	36	Arkansas Leads 25-11				

RAZORBACK SPORTS NETWORK RADIO AFFILIATES

https://tunein.com/radio/Arkansas-Basketball-s308162/?branch_match_id=730822869045812831

Batesville (Games)	KWOZ-FM - 103.3	Glenwood	KHGZ-AM - 670
Camden	KAMD-FM - 97.1	Hot Springs / Mena	KTTG-FM - 6.3
Crossett	KAGH-FM - 104.9	Jonesboro	KEGI-FM - 100.5
Crossett	KAGH-AM - AM 800	Little Rock	KABZ-FM - 103.7
DeQueen	KDQN-FM - 92.1	Magnolia	KZHE-FM - 100.5
DeWitt	KDEW-FM - 97.3	Marshall	KBCN-FM - 104.3
El Dorado	KAGL-FM - 93.3	Mena	KENA-FM - 104.1
Fayetteville	KQSM-FM - 92.1	Monett, MO	KKBL-FM - 95.9
Fayetteville (Games)	KYNG-AM - AM 1590	Monticello	KGPO-FM - 99.9
Fayetteville	KAKS-FM - 99.5	Morrilton	KCON-FM - 99.3
Fayetteville	KUOA-AM - 1290	Mountain Home	KOMT-FM - 93.5
Fayetteville	KUOA-FM - 95.3	Ozark	KDYN-FM - 96.7
Fayetteville	KBVA-FM - HD3 106.5	Ozark	KDYN-AM - AM 1540
Forrest City	KBFC-FM - 93.5	Searcy	KRZS-FM - 99.1
Fort Smith	KERX-FM - 95.3	Texarkana	KKTK-AM - 1400
Glenwood	KHGZ-FM - 98.9	Wynne	KWYN-FM - 92.5

ARKANSAS IN THE 2018-19 NCAA/SEC

(Through Games of Dec. 4, 2019)



TEAM IN THE NCAA/SEC	NCAA	SEC	NO.
3-pt Field Goal Attempts (350 ranked)	180	6	179
Assist Turnover Ratio (350 ranked)	203	9	0.95
Assists Per Game (350 ranked)	211	11	12.9
Blocked Shots Per Game (350 ranked)	47	4	4.9
Defensive Rebounds per Game (350 ranked)	168	10	26.25
Fewest Fouls (350 ranked)	151	8	138
Fewest Turnovers (350 ranked)	137	6	108
Field-Goal Percentage (350 ranked)	161	8	44.5
Field-Goal Percentage Defense (350 ranked)	16	2	36.3
Free Throw Attempts (350 ranked)	196	12	147
Free Throws Made (350 ranked)	124	5	116
Free-Throw Percentage (350 ranked)	12	1	78.9
Offensive Rebounds Per Game (350 ranked)	319	14	7.75
Personal Fouls Per Game (350 ranked)	168	8	17.3
Rebound Margin (350 ranked)	241	13	-1.1
Scoring Defense (350 ranked)	5	1	52.6
Scoring Margin (350 ranked)	9	1	19.5
Scoring Offense (350 ranked)	181	9	72.1
Steals Per Game (350 ranked)	9	1	10.8
Three Pt FG Defense (349 ranked)	1	1	19.9
Three-Point Field Goals Per Game (350 ranked)	263	7	6.1
Three-Point Field-Goal Percentage (350 ranked)	328	12	27.4
Total 3-point FGM (350 ranked)	256	6	49
Total Assists (350 ranked)	224	9	103
Total Blocks (350 ranked)	52	4	39
Total Rebounds (350 ranked)	250	12	272
Total Rebounds Per Game (350 ranked)	259	13	34
Total Steals (350 ranked)	16	1	86
Turnover Margin (344 ranked)	11	1	6.8
Turnovers Forced (350 ranked)	6	1	20.25
Turnovers Per Game (350 ranked)	152	6	13.5
Won-Lost Percentage (344 ranked)	1	1	100

RAZORBACKS IN THE NCAA/SEC

PLAYER	NCAA	SEC	NO.
3-pt Field Goal Attempts (248 ranked)	Isaiah Joe	12	1
Blocked Shots Per Game (232 ranked)	Adrio Bailey	101	10
Double Doubles (242 ranked)	Adrio Bailey	242	9
	Jimmy Whitt Jr.	242	9
	Mason Jones	130	11
Field-Goal Percentage (250 ranked)	Jimmy Whitt Jr.	91	8
	Mason Jones	130	11
Free Throw Attempts (240 ranked)	Mason Jones	119	5
Free Throws Made (245 ranked)	Mason Jones	34	1
Free-Throw Percentage (248 ranked)	Mason Jones	20	1
	Isaiah Joe	119	11
Minutes Per Game (250 ranked)	Isaiah Joe	10	2
	Jimmy Whitt Jr.	74	3
Points Per Game (246 ranked)	Mason Jones	81	5
	Isaiah Joe	190	11
Steals Per Game (243 ranked)	Mason Jones	41	1
	Adrio Bailey	82	6
	Isaiah Joe	82	6
Three-Point Field Goals Per Game (246 ranked)	Isaiah Joe	30	2
Three-Point Field-Goal Percentage (131 ranked)	Isaiah Joe	122	6
Total 3-point FGM (242 ranked)	Isaiah Joe	43	2
Total Blocks (244 ranked)	Adrio Bailey	99	7
Total Field Goal Attempts (248 ranked)	Isaiah Joe	130	4
Total Field Goals Made (248 ranked)	Jimmy Whitt Jr.	130	3
Total Minutes (250 ranked)	Isaiah Joe	101	1
	Jimmy Whitt Jr.	218	2
Total Points (245 ranked)	Mason Jones	227	9
	Isaiah Joe	238	10
Total Steals (206 ranked)	Adrio Bailey	93	4
	Isaiah Joe	93	4
	Mason Jones	93	4

JEANTAL CYLLA

F • Gr.Sr. • 6-7 • 215
Lake Worth, Fla. || Lake Worth HS.

GENE-tall SILL-uh ... Played one season at UNC Wilmington after beginning his career at Florida Atlantic. In addition to his collegiate experience ... Member of the Haitian National Team.

Received his B.A. in Communication Studies from UNCW in May 2019 ... Is pursuing an M.Ed. in Adult and Lifelong Learning at Arkansas.

2019-20 HIGHLIGHTS:

- Pulled down six boards in the season-opening win over Rice.
- **Scored his 1,000th career point** (in his 101st game) versus South Dakota ... Added season-high seven points, including his first 3-pointer of the season, with four rebounds.
- Got first start as a Razorback vs Northern Kentucky.

DOUBLE-DOUBLES (3)

2018-19 (Jr. @ UNCW)

Opp	Pts	Rebs
at Mercer	19	10

2016-17 (So. @ FAU)

Opp	Pts	Rebs
Webber	10	10

2015-16 (Fr. @ FAU)


Opp	Pts	Rebs
UTSA	24	12

PERSONAL BESTS

POINTS	SEC ONLY
Season: 7 vs South Dakota (11/22/19)	
Career: 25 at UTEP (01/21/16)	--
FG MADE	SEC ONLY
Season: 3 vs South Dakota (11/22/19)	
Career: 9 at UTEP (01/21/16)	--
FG ATTEMPTED	SEC ONLY
Season: 7 (2x) last vs S Dakota (11/22/19)	
Career: 18 at Hofstra (01/17/19)	--
3-POINT FG MADE	SEC ONLY
Season: 1 vs South Dakota (11/22/19)	
Career: 5 (2x) last vs Gardner-Webb (11/24/18)	--
3-PT FG ATTEMPTS	SEC ONLY
Season: 2 vs South Dakota (11/22/19)	
Career: 8 at Rice (02/18/16)	--
FT MADE	SEC ONLY
Season: 1 vs Rice (11/05/19)	
Career: 9 at Elon (02/21/9)	--
FT ATTEMPTED	SEC ONLY
Season: 3 vs North Texas (11/12/19)	
Career: 11 at Elon (02/21/9)	--
REBOUNDS	SEC ONLY
Season: 6 vs Rice (11/05/19)	
Career: 10 (2x) last at Mercer (12/21/18)	--
ASSISTS	SEC ONLY
Season: --	
Career: 3 vs UNC Greensboro (11/13/18)	--
STEALS	SEC ONLY
Season: --	
Career: 4 vs Webber (12/21/16)	--
BLOCKED SHOTS	SEC ONLY
Season: 1 (3x) last vs S Dakota (11/22/19)	
Career: 2 (6x) last vs JMU (02/02/19)	--
MINUTES	SEC ONLY
Season: 22 vs Rice (11/05/19)	
Career: 38 at Ohio State (12/06/16)	--

JEANTAL CYLLA 2019-20 GAME STATS

Opponent	Date	GS	Min	FG	FGA	Pct	3FG	3A	Pct	FT	FTA	Pct	O	D	Tot	Avg	PF	FO	A	TO	Blk	Stl	Pts	Avg
RICE	11/05/19	21	2	7	.286	0	1	.000	1	2	.500	1	5	6	6.0	2	0	0	2	1	0	5	5.0	
NORTH TEXAS	11/12/19	18	1	4	.250	0	3	.000	0	0	.000	0	2	2	4.0	2	0	0	1	0	0	2	3.5	
MONTANA	11/16/19	19	0	0	.000	0	0	.000	0	0	.000	1	1	2	3.3	2	0	0	3	0	0	0	2.3	
TEXAS SOUTHERN	11/19/19	10	1	3	.333	0	2	.000	0	0	.000	0	1	1	2.8	1	0	0	0	1	0	2	2.3	
SOUTH DAKOTA	11/22/19	14	3	7	.429	1	2	.500	0	0	.000	1	3	4	3.0	2	0	0	0	1	0	7	3.2	
at Georgia Tech	11/25/19	8	0	2	.000	0	2	.000	0	0	.000	0	1	1	2.7	2	0	0	0	0	0	0	2.7	
NORTHERN KY	11/30/19	*	6	0	0	.000	0	0	.000	0	0	.000	0	0	0	2.3	0	0	0	0	0	0	2.3	
AUSTIN PEAY	12/03/19	2	0	1	.000	0	0	.000	0	0	.000	0	0	0	2.0	1	0	0	0	0	0	0	2.0	
Totals		1	98	7	24	.292	1	10	.100	1	2	.500	3	13	16	2.0	12	0	6	3	0	16	2.0	



JEANTAL CYLLA CAREER STATISTICS

Year	GP	GS	Min	Avg	FG	FGA	Pct	3FG	3FGA	Pct	FT	FTA	Pct	Off	Def	Tot	Avg	PF	FO	Ast	TO	Blk	Stl	Pts	Avg
2015-16 (FAU)	33	24	870	26.4	105	272	.386	44	128	.344	65	89	.730	25	89	114	3.5	85	4	16	44	15	17	319	9.7
2016-17 (FAU)	30	30	660	22.0	75	196	.383	23	87	.264	41	56	.732	28	70	98	3.3	58	0	13	29	10	13	214	7.1
2017-18 - REDSHIRTED AT UNCW																									
2018-19 (UNCW)	33	32	930	28.2	156	365	.427	33	106	.311	106	125	.848	48	103	151	4.6	86	2	18	46	17	17	451	13.7
2019-20 (ARK)	8	1	98	12.3	7	24	.292	1	10	.100	1	2	.500	3	13	16	2.0	12	0	0	6	3	0	16	2.0
TOTAL	104	87	2558	24.6	343	857	.400	101	331	.305	213	272	.783	104	275	379	3.6	241	6	47	125	45	47	1000	9.6

1

ISAIAH JOE

G • So. • 6-5 • 167

Fort Smith, Ark. || Fort Smith Northside HS

- **JERRY WEST SHOOTING GUARD OF THE YEAR WATCH LIST** • **VOTE:** <http://www.hoophallawards.com/men/vote.php>
 • **2019-20 Preseason All-SEC (2nd Team Coaches and Media)**

• 3PT Att	76	12th NCAA	1st SEC	• 3PT FG/GM	3.13	30th NCAA	2nd SEC
• Steals/Gm	2.0	82nd NCAA	6th SEC	• Minutes/GM	37:28	10th NCAA	2nd SEC
• 3PT Made	25	43rd NCAA	2nd SEC	• Points/Gm	15.8	190th NCAA	11th SEC

- **Games in double figure points:** 34 for career • 6 for 2019-20 **Games Making 3+ 3's:** 25 for career • 5 for 2019-20

"Everyone talks about Isaiah's offense but, in reality, his man hardly ever scores."

- Arkansas head coach Eric Musselman

- Named **Collegiate Hoops Roadshow All-Tournament** ... Averaged 14.3 points, including 33 points and five steals versus Texas Southern, with a team-best 12 assists in the four games.

2019-20 HIGHLIGHTS:

- **Has 5+ reb 5x** • **Led team in rebs 2x** • **Led team in assists in 3x** • **Has 5+ steals 2x** • **Led team in steals 3x**
 • Scored 24 in the season opener versus Rice with a **career-high seven assists**.
 • Tied Mason Jones with a team-high 16 points versus North Texas ... Was 4-of-6 from 3-point range, making his last four.
 • After a slow start vs Texas Southern, had 33 points and five steals – both were one shy of career highs ... In the first half, was 0-of-4 from 3-point range (team was 0-of-13) with four points ... Opened second half with a trey and had 29 points with four steals in the period, making 6-of-9 from 3-point range ... Also was 9-of-11 at the free throw line – both career bests.
 • Had a **career-high nine rebounds** and **tied a career-high with six steals** in the win at Georgia Tech ... One of his steals was huge in overtime ... After missing a 3 in the deep right corner, Joe sprinted down the court and intercepted a pass in the lane that would have been an easy layup for Tech.
 • Led the team with six rebounds versus Austin Peay.

• PERSONAL BESTS •

POINTS	SEC ONLY
Season: 33 vs TX Southern (11/19/19)	
Career: 34 vs. FIU (12/01/18)	23 (2x), last vs. Mizzou (01/23/19)
FG MADE	SEC ONLY
Season: 10 vs Rice (11/05/19)	
Career: 11 vs. FIU (12/01/18)	8 vs. Missouri (01/23/19)
FG ATTEMPTED	SEC ONLY
Season: 20 vs TX Southern (11/19/19)	
Career: 20 vs TX Southern (11/19/19)	18 at Auburn (02/20/19)
3-POINT FG MADE	SEC ONLY
Season: 6 vs TX Southern (11/19/19)	
Career: 10 vs. FIU (12/01/18)	7 (2x), last vs. Mizzou (01/23/19)
3-PT FG ATTEMPTS	SEC ONLY
Season: 13 vs TX Southern (11/19/19)	
Career: 14 at Auburn (02/20/19)	14 at Auburn (02/20/19)
FT MADE	SEC ONLY
Season: 9 vs TX Southern (11/19/19)	
Career: 9 vs TX Southern (11/19/19)	8 vs. Texas A&M (02/23/19)
FT ATTEMPTED	SEC ONLY
Season: 11 vs TX Southern (11/19/19)	
Career: 11 vs TX Southern (11/19/19)	9 vs. Texas A&M (02/23/19)
REBOUNDS	SEC ONLY
Season: 9 at Georgia Tech (11/25/19)	
Career: 9 at Georgia Tech (11/25/19)	6 (2x), last vs. Alabama (03/09/19)
ASSISTS	SEC ONLY
Season: 7 vs Rice (11/05/19)	
Career: 7 vs Rice (11/05/19)	5 vs. Vanderbilt (02/05/19)
STEALS	SEC ONLY
Season: 6 at Georgia Tech (11/25/19)	
Career: 6 (2x) last at Ga Tech (11/25/19)	6 vs Alabama (03/09/19)
BLOCKED SHOTS	SEC ONLY
Season: 1 vs North Texas (11/12/19)	
Career: 2 vs. Ole Miss (03/02/19)	2 vs. Ole Miss (03/02/19)
MINUTES	SEC ONLY
Season: 43:07 at Georgia Tech (11/25/19)	
Career: 43:07 at Georgia Tech (11/25/19)	37 at Auburn (02/20/19)

ISAIAH JOE 2019-20 GAME STATS

Opponent	Date	GS	Min	FG	FGA	Pct	3FG	3A	Pct	FT	FTA	Pct	O	D	Tot	Avg	PF	FO	A	TO	Blk	Stl	Pts	Avg	
RICE	11/05/19	*	32	10	18	.556	4	11	.364	0	0	.000	0	5	5	5.0	1	0	7	5	0	0	24	24.0	
NORTH TEXAS	11/12/19	*	38	5	9	.556	4	6	.667	2	2	1.000	0	3	3	4.0	0	0	2	3	1	3	16	20.0	
MONTANA	11/16/19	*	37	2	13	.154	2	9	.222	3	5	.600	0	5	5	4.3	1	0	2	0	0	0	9	16.3	
TEXAS SOUTHERN	11/19/19	*	37	9	20	.450	6	13	.462	9	11	.818	3	1	4	4.3	2	0	1	1	0	5	33	20.5	
SOUTH DAKOTA	11/22/19	*	35	2	10	.200	1	6	.167	0	0	.000	2	3	5	4.4	2	0	5	1	0	0	5	17.4	
at Georgia Tech	11/25/19	*	43	4	15	.267	3	11	.273	2	2	1.000	0	9	9	5.2	3	0	1	1	0	6	13	16.7	
NORTHERN KY	11/30/19	*	39	2	11	.182	2	10	.200	4	5	.800	0	0	0	4.4	1	0	4	3	0	0	10	15.7	
AUSTIN PEAY	12/03/19	*	39	4	14	.286	3	10	.300	5	5	1.000	2	4	6	4.6	1	0	1	3	0	2	16	15.8	
Totals			8	300	38	110	.345	25	76	.329	25	30	.833	7	30	37	4.6	11	0	23	17	1	16	126	15.8

ISAIAH JOE CAREER STATISTICS

Year	GP	GS	Min	Avg	FG	FGA	Pct	3FG	3FGA	Pct	FT	FTA	Pct	Off	Def	Tot	Avg	PF	FO	Asst	TO	Blk	Stl	Pts	Avg
2018-19	34	34	1024	30.1	148	358	.413	113	273	.414	62	82	.756	21	73	94	2.8	64	0	58	42	5	51	471	13.9
2019-20	8	8	300	37.5	38	110	.345	25	76	.329	25	30	.833	7	30	37	4.6	11	0	23	17	1	16	126	15.8
TOTAL	42	42	1324	31.5	186	468	.397	138	349	.395	87	112	.777	28	103	131	3.1	75	0	81	59	6	67	597	14.2



2 ADRIO BAILEY

F • Sr. • 6-6 • 217
Clarence, La. || Lakeview HS

DOUBLE-DOUBLES (1)			
2019-20 (Sr.)			
Opp	Pts	Rebs	
Montana	12	11	

• Represents Arkansas on the SEC Men's Basketball Leadership Council and member of the Arkansas Student-Athlete Advisory Committee ... **Named to the 2019 SEC Community Service Team.**

IN THE SEC: 6th in steals/gm (2.00) ● 10th in blocked shots/gm (1.50)
• Leads the team in deflections with 40 deflections


2019-20 HIGHLIGHTS:

- Pulled down a **then career-high** nine rebounds and tied **then career-high** with three steals versus Rice.
- Had a **career-high four steals** versus North Texas.
- Recorded **first career double-double** with 12 points and **career-high 11 rebounds** in the win over Montana.
- Accounted for five of Arkansas' five blocked shots vs. Texas Southern ... The five rejections **tied a career high.**
- Tied a career-high with three assists at Georgia Tech.
- For the four games of the Collegiate Hoops Roadshow, averaged 6.8 points and 5.3 rebounds ... Led the team with seven blocked shots and hit two free throws with 11 seconds left versus Northern Kentucky to put the Hogs up four and seal the win.

ADRIO BAILEY 2019-20 GAME STATS

Opponent	Date	GS	Min	FG	FGA	Pct	3FG	3A	Pct	FT	FTA	Pct	O	D	Tot	Avg	PF	FO	A	TO	Blk	Stl	Pts	Avg
RICE	11/05/19	*	21	4	7	.571	0	0	.000	0	0	.000	2	7	9	9.0	3	0	1	3	1	3	8	8.0
NORTH TEXAS	11/12/19	*	28	3	4	.750	1	2	.500	1	2	.500	2	3	5	7.0	1	0	0	1	1	4	8	8.0
MONTANA	11/16/19	*	31	4	7	.571	0	1	.000	4	6	.667	5	6	11	8.3	4	0	1	1	1	0	12	9.3
TEXAS SOUTHERN	11/19/19	*	17	2	6	.333	0	1	.000	0	0	.000	1	3	4	7.3	3	0	3	0	5	1	4	8.0
SOUTH DAKOTA	11/22/19	*	21	3	7	.429	1	11	.000	0	0	.000	0	3	3	6.4	4	0	0	1	1	3	7	7.8
at Georgia Tech	11/25/19	*	32	3	5	.600	0	0	.000	2	2	1.000	0	2	2	5.7	3	0	3	3	1	2	8	7.8
NORTHERN KY	11/30/19	*	19	1	5	.200	0	1	.000	2	3	.667	1	2	3	5.3	0	0	1	3	0	1	4	7.3
AUSTIN PEAY	12/03/19	*	18	1	11	.000	0	0	.000	2	2	1.000	0	2	2	4.9	2	0	2	0	2	2	4	6.9
Totals			8	187	21	42	.500	2	6	.333	11	15	.733	11	28	39	4.9	20	0	11	12	12	55	6.9

PERSONAL BESTS	
POINTS	SEC ONLY
Season: 12 vs Montana (11/16/19)	
Career: 20 vs. UC Davis (11/12/18)	10 at Mississippi State (01/02/18)
FG MADE	SEC ONLY
Season: 4 (2x) last vs Montana (11/16/19)	
Career: 7 (2x), last vs. Samford (11/10/17)	5 at Mississippi State (01/02/18)
FG ATTEMPTED	SEC ONLY
Season: 4 (2x) last vs Montana (11/16/19)	
Season: 9 at Tennessee (01/15/19)	9 at Tennessee (01/15/19)
3-POINT FG MADE	SEC ONLY
Season: 1 (2x) last vs S Dakota (11/22/19)	
Career: 1 (4x), last at S Dakota (11/22/19)	1 at LSU (02/02/19)
3-PT FG ATTEMPTS	SEC ONLY
Season: 2 vs North Texas (11/12/19)	
Career: 2 vs. UC Davis (11/12/18)	--
FT MADE	SEC ONLY
Season: 4 vs Montana (11/16/19)	
Career: 9 vs. UC Davis (11/12/18)	3 vs Alabama (03/09/19)
FT ATTEMPTED	SEC ONLY
Season: 6 vs Montana (11/16/19)	
Career: 11 vs. UC Davis (11/12/18)	6 vs. South Carolina (03/08/18)
REBOUNDS	SEC ONLY
Season: 11 vs Montana (11/16/19)	
Career: 11 vs Montana (11/16/19)	6 (2x), last at USC (02/09/19)
ASSISTS	SEC ONLY
Season: 3 at Georgia Tech (11/25/19)	
Career: 3 (4x), last at Ga Tech (11/25/19)	3 (3x), last vs. LSU (01/12/19)
STEALS	SEC ONLY
Season: 4 vs North Texas (11/12/19)	
Career: 4 vs North Texas (11/12/19)	3 at South Carolina (02/09/19)
BLOCKED SHOTS	SEC ONLY
Season: 5 vs TX Southern (11/19/19)	
Career: 5 (2x) last vs TX Southern (11/19/19)	2 (2x), last at Vandv (03/06/19)
MINUTES	SEC ONLY
Season: 32 at Georgia Tech (11/25/19)	
Career: 35 vs Texas (11/09/18)	27 vs. Miss State (02/16/19)



ADRIO BAILEY CAREER STATISTICS

Year	GP	GS	Min	Avg	FG	FGA	Pct	3FG	3FGA	Pct	FT	FTA	Pct	Off	Def	Tot	Avg	PF	FO	Ast	TO	Blk	Stl	Pts	Avg
2016-17	27	2	200	7.4	22	39	.564	0	0	.000	6	19	.316	13	22	35	1.3	29	0	7	11	7	14	50	1.9
2017-18	31	16	439	14.2	53	98	.541	0	0	.000	20	33	.606	29	50	79	2.5	59	1	17	18	23	15	126	4.1
2018-19	34	26	634	18.6	76	171	.444	2	12	.167	36	57	.632	27	74	101	3.0	89	2	25	27	25	25	190	5.6
2019-20	8	8	187	23.4	21	42	.500	2	6	.333	11	15	.733	11	28	39	4.9	20	0	11	12	12	16	55	6.9
TOTAL	100	52	1460	14.6	172	350	.491	4	18	.222	73	124	.589	80	174	254	2.5	197	3	60	68	67	70	421	4.2

3

DESI SILLS

G • So. • 6-1 • 196

Jonesboro, Ark. || Jonesboro HS

- Although he did not have enough attempts to qualify for NCAA/SEC last season, led the team in 3PT% (.460).
- Was 0-of-17 from 3-point range to start the season ... Made two clutch 3-pointers in the second half versus Austin Peay – both giving the Hogs a 13-point lead inside the final three minutes.

- Has a steal in all 7 games, including back-to-back games with two
- Named **Collegiate Hoops Roadshow All-Tournament** ... Scored 17 points in the finale versus Northern Kentucky and had five steals over the four games.

2019-20 HIGHLIGHTS:

- Had a **career-high** and tied for the team lead with six rebounds versus North Texas ... Added his **first career blocked shot**.
- Scored 10 points, including eight in the first half, vs. Texas Southern.
- Pumped in 11 points at Georgia Tech, including three shots at the rim over one of the nation's top shot blockers James Banks III (who was leading the NCAA with 5.67 blocks/game) ... Led team with season-high four assists while grabbing four rebounds.

DESI SILLS 2019-20 GAME STATS

Opponent	Date	GS	Min	FG	FGA	Pct	3FG	3A	Pct	FT	FTA	Pct	O	D	Tot	Avg	PF	FO	A	TO	Blk	Stl	Pts	Avg	
RICE	11/05/19	*	29	4	8	.500	0	3	.000	0	0	.000	0	1	1	1.0	3	0	2	3	0	1	8	8.0	
NORTH TEXAS	11/12/19	*	34	3	8	.375	0	4	.000	3	5	.600	0	6	6	3.5	2	0	1	2	1	1	9	8.5	
MONTANA	11/16/19	*	25	2	8	.250	0	4	.000	1	2	.500	1	2	3	3.3	4	0	0	3	0	2	5	7.3	
TEXAS SOUTHERN	11/19/19	*	30	4	15	.267	0	5	.000	2	2	1.000	2	0	2	3.0	2	0	2	1	0	1	10	8.0	
SOUTH DAKOTA	11/22/19	*	24	2	8	.250	1	6	.167	1	1	1.000	0	4	4	3.2	2	0	1	3	0	0	6	7.6	
at Georgia Tech	11/25/19	*	39	5	9	.556	1	3	.333	0	0	.000	2	2	4	3.3	4	0	4	2	0	1	11	8.2	
NORTHERN KY	11/30/19	*	39	7	15	.467	0	5	.000	3	5	.600	0	4	4	3.4	3	0	1	2	1	2	17	9.4	
AUSTIN PEAY	12/03/19	*	24	3	6	.500	2	5	.400	0	0	.000	0	1	1	3.1	4	0	1	1	0	2	8	9.3	
Totals			8	244	30	77	.390	4	35	.114	10	15	.667	5	20	25	3.1	24	0	12	17	2	10	74	9.3

• PERSONAL BESTS •

POINTS

Season: 17 at Northern Kentucky (11/30/19)
Career: 18 at Indiana (03/23/19)

SEC ONLY

15 at Kentucky (02/26/19)

FG MADE

Season: 7 vs Northern Kentucky (11/30/19)
Career: 7 vs Northern Kentucky (11/30/19)

SEC ONLY

5 at Texas A&M (01/05/19)

FG ATTEMPTED

Season: 15 (2x) last v Northern Ky (11/30/19)
Career: 15 (2x) last v Northern Ky (11/30/19)

SEC ONLY

9 at Texas A&M (01/05/19)

3-POINT FG MADE

Season: 2 vs Austin Peay (12/03/19)
Career: 4 at Indiana (03/23/19)

SEC ONLY

3 (3x) last at Alabama (03/09/19)

3-PT FG ATTEMPTS

Season: 6 vs South Dakota (11/22/19)
Career: 6 (3x), last vs S Dakota (11/22/19)

SEC ONLY

6 at Texas A&M (01/05/19)

FT MADE

Season: 3 vs North Texas (11/12/19)
Career: 5 at Auburn (02/21/19)

SEC ONLY

5 at Auburn (02/21/19)

FT ATTEMPTED

Season: 5 (2x) last vs Northern Ky (11/30/19)
Career: 8 at Auburn (02/21/19)

SEC ONLY

8 at Auburn (02/21/19)

REBOUNDS

Season: 6 vs North Texas (11/12/19)
Career: 6 vs North Texas (11/12/19)

SEC ONLY

4 at Auburn (02/21/19)

ASSISTS

Season: 4 at Georgia Tech (11/25/19)
Career: 6 vs. FIU (12/01/18)

SEC ONLY

5 vs. LSU (01/12/19)

STEALS

Season: 2 (3x) last vs Austin Peay (12/03/19)
Career: 3 vs. Ole Miss (02/02/19)

SEC ONLY

3 vs. Ole Miss (02/02/19)

BLOCKED SHOTS

Season: 1 (2x) last vs Northern Ky (11/30/19)
Career: 1 (2x) last vs Northern Ky (11/30/19)

SEC ONLY

--

MINUTES

Season: 39:21 at Georgia Tech (11/25/19)
Career: 39:21 at Georgia Tech (11/25/19)

SEC ONLY

29 at Kentucky (02/26/19)



DESI SILLS CAREER STATISTICS

Year	GP	GS	Min	Avg	FG	FGA	Pct	3FG	3FGA	Pct	FT	FTA	Pct	Off	Def	Tot	Avg	PF	FO	Ast	TO	Blk	Stl	Pts	Avg
2018-19	34	8	576	16.9	55	125	.440	29	63	.460	40	57	.702	12	31	43	1.3	68	2	58	53	0	21	179	5.3
2019-20	8	8	244	30.5	30	77	.390	4	35	.114	10	15	.667	5	20	25	3.1	24	0	12	17	2	10	74	9.3
TOTAL	42	16	820	19.5	85	202	.421	33	98	.337	50	72	.694	17	51	68	1.6	92	2	70	70	2	31	253	6.0

5

JALEN HARRIS

G • Jr. • 6-2 • 166

Wilson, N.C. || Word of God Christian Academy

Played his freshman season at the University of New Mexico, sat out as transfer at Arkansas in 2017-18.

- Has five career games with double-digit assists and 20 with at least 5 ... 20 of his 42 career games as Razorback has 1 or fewer turnovers (10 with zero)
- Has played over 32 minutes off the bench in each of the last two games, using his speed to get the offense moving.
- **Has made 10 straight free throws.**

LAST SEASON

- 15th in NCAA • 2nd in the SEC in assist-to-turnover ratio (2.86) – 189 assists vs 67 turnovers
- His 189 assists ranked seventh on the school's single-season list ... The 189 assists are the most in a season by a Razorback sophomore.

2019-20 HIGHLIGHTS:

- Only made eight 3's in 2018-19, but was 2-of-2 from beyond the arc in the season-opening win versus Rice ... Added three steals.
- Led the team with five assists vs Texas Southern and Northern Kentucky ... Adding five rebounds vs TX SOU and played over 35 minutes off the bench vs NKU.
- In the four games of the Collegiate Hoops Roadshow, tied for the team lead with 12 assists and six steals.

DOUBLE-DOUBLES (2)

2018-19 (RSo.)

Opp	Pts	Asst
Montana State	11	11
vs UTSA	11	10

PERSONAL BESTS

POINTS	SEC ONLY
Season: 10 vs Rice (11/05/19)	
Career: 17 at South Carolina (02/09/19)	17 at South Carolina (02/09/19)
FG MADE	SEC ONLY
Season: 3 vs Rice (11/05/19)	
Career: 6 vs Western Ky. (12/08/18)	5 (2x), last at USC (02/09/19)
FG ATTEMPTED	SEC ONLY
Season: 4 (2x) last vs S Dakota (11/22/19)	
Career: 16 at South Carolina (02/09/19)	16 at South Carolina (02/09/19)
3-POINT FG MADE	SEC ONLY
Season: 4 vs South Dakota (11/22/19)	
Career: 2 vs Rice (11/05/19)	1 (4x), last at LSU (02/02/19)
3-PT FG ATTEMPTS	SEC ONLY
Season: 3vs Texas Southern (11/19/19)	
Career: 5 vs. Texas (11/09/18)	3 at Texas A&M (01/05/19)
FT MADE	SEC ONLY
Season: 2 (3x) last vs Montana (11/16/19)	
Career: 8 vs. UTA (01/23/18)	7 at South Carolina (02/09/19)
FT ATTEMPTED	SEC ONLY
Season: 4 vs Rice (11/05/19)	
Career: 11 at TX A&M (01/05/19)	11 at Texas A&M (01/05/19)
REBOUNDS	SEC ONLY
Season: 5 vs Texas Southern (11/19/19)	
Career: 9 (2x), last vs. FIU (12/01/18)	6 at Ole Miss (01/19/19)
ASSISTS	SEC ONLY
Season: 5 vs Texas Southern (11/19/19)	
Career: 12 at Colorado State (12/05/18)	10 at Missouri (02/12/19)
STEALS	SEC ONLY
Season: 4 vs Montana (11/12/19)	
Career: 4 (2x) last vs Montana (11/16/19)	3 vs. Missouri (01/23/19)
BLOCKED SHOTS	SEC ONLY
Season: 1 (2x) last vs Austin Peay (12/03/19)	
Career: 2 vs. Georgia (01/29/19)	2 vs. Georgia (01/29/19)
MINUTES	SEC ONLY
Season: 35:15 vs Northern Ky (11/30/19)	
Career: 39 vs. Texas (11/09/18)	36 at Texas A&M (01/05/19)

JALEN HARRIS 2019-20 GAME STATS

Opponent	Date	GS	Min	FG	FGA	Pct	3FG	3A	Pct	FT	FTA	Pct	O	D	Tot	Avg	PF	FO	A	TO	Blk	Stl	Pts	Avg
RICE	11/05/19	22	3	4	.750	2	2	1.000	2	4	.500	0	4	4	4.0	4	0	1	2	1	3	10	10.0	
NORTH TEXAS	11/12/19	18	0	2	.000	0	2	.000	2	2	1.000	0	0	0	2.0	4	0	1	1	1	0	2	6.0	
MONTANA	11/16/19	25	1	1	1.000	1	1	1.000	2	2	1.000	1	0	1	1.7	2	0	0	0	0	4	5	5.7	
TEXAS SOUTHERN	11/19/19	24	1	4	.250	0	3	.000	0	0	.000	0	5	5	2.5	3	0	5	3	0	1	2	4.8	
SOUTH DAKOTA	11/22/19	23	2	5	.400	0	2	.000	4	4	1.000	0	1	1	2.2	1	0	2	0	0	0	8	5.4	
at Georgia Tech	11/25/19	8	0	2	.000	0	1	.000	0	0	.000	0	0	0	1.8	1	0	1	1	0	0	0	4.5	
NORTHERN KY	11/30/19	35	1	4	.250	1	2	.500	2	2	1.000	0	4	4	2.1	1	0	5	2	0	1	5	4.6	
AUSTIN PEAY	12/03/19	32	2	4	.500	2	4	.500	0	0	.000	1	3	4	2.4	1	0	3	6	1	0	6	4.8	
Totals		0	187	10	26	.385	6	17	.353	12	14	.857	2	17	19	2.4	17	0	18	15	3	9	38	4.8

JALEN HARRIS CAREER STATISTICS

Year	GP	GS	Min	Avg	FG	FGA	Pct	3FG	3FGA	Pct	FT	FTA	Pct	Off	Def	Tot	Avg	PF	FO	Ast	TO	Blk	Stl	Pts	Avg
2016-17 (UNW)	31	18	639	20.6	47	107	.439	7	27	.259	38	51	.745	2	54	56	1.8	64	0	72	40	3	25	139	4.5
2017-18	- REDSHIRTED AT ARKANSAS																								
2018-19 (ARK)	34	34	1046	30.8	85	249	.341	8	69	.116	82	119	.689	18	80	98	2.9	75	1	189	66	6	38	260	7.6
2019-20 (ARK)	8	0	187	23.4	10	26	.385	6	17	.353	12	14	.857	2	17	19	2.4	17	0	18	15	3	9	38	4.8
TOTAL	73	52	1872	25.6	142	382	.372	21	113	.186	132	184	.717	22	151	173	2.4	156	1	279	121	12	72	437	6.0



12 TY STEVENS

G • Jr. • 6-2 • 180
Republic, Mo. || Republic HS

Second year walk-on ... Played in two games for a total of two minutes last season ... Lone points came on an old-fashion 3-point play at Vanderbilt.

2019-20 HIGHLIGHTS:

- Saw action in the season-opening win over Rice.
- Has his second career shot attempt in the win over Texas Southern.

TY STEVENS 2019-20 GAME STATS

Opponent	Date	GS	Min	FG	FGA	Pct	3FG	3A	Pct	FT	FTA	Pct	O	D	Tot	Avg	PF	FO	A	TO	Blk	Stl	Pts	Avg
RICE	11/05/19	2		0	0	.000	0	0	.000	0	1	.000	0	0	0	0.0	0	0	0	0	0	0	0	0.0
NORTH TEXAS	11/12/19	DNP																						
MONTANA	11/16/19	DNP																						
TEXAS SOUTHERN	11/19/19	1		0	1	.000	0	0	.000	0	0	.000	0	0	0	0.0	0	0	0	0	0	0	0	0.0
SOUTH DAKOTA	11/22/19	DNP																						
at Georgia Tech	11/25/19	DNP																						
NORTHERN KY	11/30/19	DNP																						
AUSTIN PEAY	12/03/19	DNP																						
Totals		0	3	0	1	.000	0	0	.000	0	1	.000	0	0	0	0.0	0	0	0	0	0	0	0	0.0

PERSONAL BESTS

POINTS	SEC ONLY
Season: 3 at Vanderbilt (03/06/19)	3 at Vanderbilt (03/06/19)
Career: 3 at Vanderbilt (03/06/19)	
FG MADE	SEC ONLY
Season: 1 at Vanderbilt (03/06/19)	1 at Vanderbilt (03/06/19)
Career: 1 at Vanderbilt (03/06/19)	
FG ATTEMPTED	SEC ONLY
Season: 1 vs Texas Southern (11/19/19)	
Career: 1 (2x) last vs TX Southern (11/19/19)	1 at Vanderbilt (03/06/19)
3-POINT FG MADE	SEC ONLY
Season: --	--
Career: --	
3-PT FG ATTEMPTS	SEC ONLY
Season: --	--
Career: --	
FT MADE	SEC ONLY
Season: 1 at Vanderbilt (03/06/19)	1 at Vanderbilt (03/06/19)
Career: 1 at Vanderbilt (03/06/19)	
FT ATTEMPTED	SEC ONLY
Season: 1 vs Rice (11/05/19)	
Career: 1 (2x) last vs Rice (11/05/19)	1 at Vanderbilt (03/06/19)
REBOUNDS	SEC ONLY
Season: --	--
Career: --	
ASSISTS	SEC ONLY
Season: --	--
Career: --	
STEALS	SEC ONLY
Season: --	--
Career: --	
BLOCKED SHOTS	SEC ONLY
Season: --	--
Career: --	
MINUTES	SEC ONLY
Season: 2 vs Rice (11/05/19)	
Career: 2 vs Rice (11/05/19)	--



TY STEVENS CAREER STATISTICS

Year	GP	GS	Min	Avg	FG	FGA	Pct	3FG	3FGA	Pct	FT	FTA	Pct	Off	Def	Tot	Avg	PF	FO	Ass	TO	Blk	Stl	Pts	Avg
2018-19	2	0	2	1.0	1	1	1.000	0	0	.000	1	1	1.000	0	0	0	0.0	0	0	0	0	0	0	3	1.5
2019-20	2	0	2	1.0	0	1	.000	0	0	.000	0	1	.000	0	0	0	0.0	0	0	0	0	0	0	0	0.0
TOTAL	4	0	4	1.0	1	2	.500	0	0	.000	1	2	.500	0	0	0	0.0	0	0	0	0	0	0	3	0.8

13 EMEKA OBUKWELU

F • R.Jr. • 6-8 • 222
Plano, Texas || Plano West HS

Pronounced eh-MECK-uh Oh-Boo-QUAY-Lu ... Played two seasons at Texas-Tyler before transferring to Arkansas ... Second year walk-on.

2019-20 HIGHLIGHTS:

- Only played the final minute in the season-opening win over Rice, but grabbed three rebounds.

DOUBLE-DOUBLES (9)

2017-18 (So.)

Opp	Pts	Rebs
at Texas Lutheran	28	13
at Southwestern (TX)	26	13
at Austin Rhodes	27	12
Colorado College	43	17
at Howard Payne	19	14
Louisiana College	14	11
at UT Dallas	25	13
LeTourneau	19	10
	33	11

PERSONAL BESTS

POINTS	SEC ONLY
Season: Career: 43 vs Rhodes (12/03/17)	--
FG MADE	SEC ONLY
Season: Career: 20 vs Rhodes (12/03/17)	--
FG ATTEMPTED	SEC ONLY
Season: Career: 26 at LeTourneau (02/01/18)	--
3-POINT FG MADE	SEC ONLY
Season: Career: --	--
3-PT FG ATTEMPTS	SEC ONLY
Season: Career: 1 (2x) last at Hardin-Simmons (12/07/17)	--
FT MADE	SEC ONLY
Season: Career: 6 (2x) last at Louisiana Coll. (02/17/18)	--
FT ATTEMPTED	SEC ONLY
Season: Career: 10 at Willamette (11/18/16)	--
REBOUNDS	SEC ONLY
Season: 3 vs Rice (11/05/19) Career: 20 vs Rhodes (12/03/17)	--
ASSISTS	SEC ONLY
Season: Career: 4 at Rust (01/19/17)	--
STEALS	SEC ONLY
Season: Career: 2 (2x) last at Louisiana Coll. (02/17/18)	--
BLOCKED SHOTS	SEC ONLY
Season: Career: 4 vs Belhaven (01/13/18)	--
MINUTES	SEC ONLY
Season: 1 vs Rice (11/05/19) Career: 42 vs Louisiana College (01/11/18)	--

EMEKA OBUKWELU 2019-20 GAME STATS

Opponent	Date	GS	Min	FG	FGA	Pct	3FG	3A	Pct	FT	FTA	Pct	O	D	Tot	Avg	PF	FO	A	TO	Blk	Stl	Pts	Avg
RICE	11/05/19	1		0	0	.000	0	0	.000	0	0	.000	1	2	3	3.0	0	0	0	0	0	0	0	0.0
NORTH TEXAS	11/12/19	DNP																						
MONTANA	11/16/19	DNP																						
TEXAS SOUTHERN	11/19/19	DNP																						
SOUTH DAKOTA	11/22/19	DNP																						
at Georgia Tech	11/25/19	DNP																						
NORTHERN KY	11/30/19	DNP																						
AUSTIN PEAY	12/03/19	DNP																						
TOTALS		1		0	0	.000	0	0	.000	0	0	.000	1	2	3	3.0	0	0	0	0	0	0	0	0.0



EMEKA OBUKWELU CAREER STATISTICS

Year	GP	GS	Min	Avg	FG	FGA	Pct	3FG	3FGA	Pct	FT	FTA	Pct	Off	Def	Tot	Avg	PF	FO	Ast	TO	Blk	Stl	Pts	Avg
2016-17 (UT-T)	26	15	462	17.8	79	131	.603	0	0	.000	20	45	.444	33	66	99	3.8	79	1	25	23	4	2	178	6.9
2017-18 (UT-T)	26	26	751	28.9	227	335	.677	0	2	.000	56	87	.644	55	147	202	7.8	79	5	38	56	9	8	510	19.6
2017-18 - REDSHIRTED AT ARKANSAS																									
2018-19 (ARK)	1	0	1	1.0	0	0	.000	0	0	.000	0	0	.000	1	2	3	3.0	0	0	0	0	0	0	0	0.0
All*	53	41	1214	22.9	306	466	.657	0	2	.000	76	132	.576	89	215	304	5.7	158	6	63	79	13	10	688	13.0

14

JAMARIO BELL

F • Sr. • 6-5 • 250

Junction City, Ark. || Junction City HS

• Prior to the Northern Kentucky game (Nov. 30), University of Arkansas head men's basketball coach Eric Musselman announced that former Razorback football defensive lineman Jamario Bell joined the men's basketball team as a walk-on.

• **Scheduled to graduate Dec. 2019 (Sport & Recreation Management).**

• Not only was Bell a highly recruited football player, was a highly touted basketball player ... Named to the **2015 USA TODAY All-Arkansas** second team with the likes of Malik Monk (Kentucky), KeVaughn Allen (Florida), Mitchell Smith (Missouri) and Javon Franklin (Auburn) making the 10-member team ... A two-time All-State selection, led Junction City to the 2A state championship game twice and was named to the 2015 2A All-State Tournament team ... Also helped the Dragons to the state semifinals as a sophomore ... His backboard-shattering dunk as a senior went viral on the internet (Also shattered a backboard in Arkansas' intramural gym) ... Played on the AAU circuit with the Arkansas Wings.

ARKANSAS FOOTBALL CAREER

- Bell came to Arkansas as a wide receiver ... Moved from defensive end, to tight end, to linebacker and back to defensive end during his career ... Finished with 37 tackles in two seasons, including 6.5 TFL, and had 4.5 sacks – all in 2019.
- 2019 (SR): Played in 10 games at defensive end and started the final game versus Missouri ... Finished with 17 tackles and ranked second on the team with 4.5 sacks.
- 2018 (JR): Played in 11 of 12 games during his junior season with the Razorbacks ... Recorded 20 tackles, 11 solo.
- 2017 (SOPH): Missed the first 10 weeks of the season due to a foot injury sustained during fall camp ... Saw action on special teams in the last two games.
- 2016 (RFR): Moved from tight end to linebacker during 2017 spring workouts ... Did not see any game action.
- 2015 (FR): Transitioned from defensive line to tight end during 2016 spring workouts ... Redshirted.
- **HIGH SCHOOL FOOTBALL:** A consensus four-star prospect ... Named to the Associated Press Arkansas Super Team at defensive end in 2014 ... Helped lead Junction City to the Arkansas class 2A state championship in 2014.
- **OTHER:** Won the 2015 2A state championships in the shot put and discus ... Placed third in both events as a junior.

FOOTBALL CAREER HIGHS

Tackles: 4 (2x) last at LSU (10/10/18)
Solo: 2 (7x) last vs Missouri (11/29/19)
TFL: 2.0 (2x) last vs Texas A&M (9/28/19)
Sacks: 2.0 vs Texas A&M (9/28/19)
QBH: 1 (3x) last vs Western Ky (11/19/19)
PBU: --
FR: --
FF: 1 (2x) last vs San Jose State (9/21/19)

NOTE: 4.5 sacks in 2019 / 17th in SEC

PERSONAL BESTS

POINTS	SEC ONLY
Season: --	--
Career: --	--
FG MADE	SEC ONLY
Season: --	--
Career: --	--
FG ATTEMPTED	SEC ONLY
Season: --	--
Career: --	--
3-POINT FG MADE	SEC ONLY
Season: --	--
Career: --	--
3-PT FG ATTEMPTS	SEC ONLY
Season: --	--
Career: --	--
FT MADE	SEC ONLY
Season: --	--
Career: --	--
FT ATTEMPTED	SEC ONLY
Season: --	--
Career: --	--
REBOUNDS	SEC ONLY
Season: --	--
Career: --	--
ASSISTS	SEC ONLY
Season: --	--
Career: --	--
STEALS	SEC ONLY
Season: --	--
Career: --	--
BLOCKED SHOTS	SEC ONLY
Season: --	--
Career: --	--
MINUTES	SEC ONLY
Season: --	--
Career: --	--

JAMARIO BELL 2019-20 GAME STATS

Opponent	Date	GS	Min	FG	FGA	Pct	3FG	3A	Pct	FT	FTA	Pct	O	D	Tot	Avg	PF	FO	A	TO	Blk	Stl	Pts	Avg
RICE	11/05/19	--	--																					
NORTH TEXAS	11/12/19	--	--																					
MONTANA	11/16/19	--	--																					
TEXAS SOUTHERN	11/19/19	--	--																					
SOUTH DAKOTA	11/22/19	--	--																					
at Georgia Tech	11/25/19	--	--																					
NORTHERN KY	11/30/19	DNP																						
AUSTIN PEAY	12/03/19	DNP																						
TOTALS		0	0	0	0	.000	0	0	.000	0	0	.000	0	0	0	0.0	0	0	0	0	0	0	0	0.0

JAMARIO BELL CAREER STATISTICS

BASKETBALL	GP	GS	Min	Avg	FG	FGA	Pct	3FG	3FGA	Pct	FT	FTA	Pct	Off	Def	Tot	Avg	PF	FO	Ast	TO	Blk	Stl	Pts	Avg
2018-19	0	0	0	0.0	0	0	.000	0	0	.000	0	0	.000	0	0	0	0.0	0	0	0	0	0	0	0	0.0
FOOTBALL	GP	GS	Solo	Ast	Total Tackles	TFL	Yds	Sacks	Yds	Int	Yds	PBU	PD	Qbh	FR	Yds	FF	Blkd	Kick	Saf					
2016 (Rfr.)	
2017 (So.)	2	0	
2018 (Jr.)	11	0	11	9	20	1.0	- 5	1	.	.	1	
2019 (Sr.)	10	1	10	7	17	5.5	- 27	4.5	- 23	2	.	.	1	
CAREER	22	1	21	16	37	6.5	-32	4.5	-23	3	.	.	2	



15

MASON JONES

G • Jr. • 6-5 • 200

Desoto, Texas || Triple A Academy

• Steals/Gm	2.29	41st NCAA	1st SEC	• Total Steals	16	93rd NCAA	4th SEC
• FT Made	40	34th NCAA	1st SEC	• FT Pct	93.0%	20th NCAA	1st SEC
• Points/Gm	18.1	81th NCAA	5th SEC	• FG Pct	51.4%	130th NCAA	11th SEC

- Games in double figure points: 25 for career ● 6 for 2019-20
- Made 3+ 3's: 15 for career ● 2 for 2019-20
- Led team in scoring: 14 for career (11-3) ● 4 for 2019-20 (4-0)
- Led team in assists: 10 for career ● 1 for 2019-20
- Led team in steals: 6 for career ● 2 for 2019-20
- Led the team in rebounding: 6 for career ● 2 for 2019-20

• **SEC PLAYER OF THE WEEK (Nov. 11): 32 pts - 7 rebs - 5 steals in season-opening win over Rice.**

- Made his first 27 from the free throw line this season – and 36 straight dating back to last season – before missing his first FT attempt at Georgia Tech ... Missed his last FT attempt at Tech too (in OT) but has made six straight.
- Only making 31.4% of his 3's (1-of-35) but is shooting 51.4% from the field overall ... **Inside the 3-point line, Jones is 27-of-39 (69.2%).**

2019-20 HIGHLIGHTS:

- Named **SEC Player of the Week** as he scored career-high 32 in the season opener versus Rice –the 2nd-highest point production by a Razorback in a season opener ... Also had career highs in FG made (12), FG att (18) and steals (5).
- Led the team in scoring (16), rebounds (6) and assists (2) in the in over North Texas.
- Led the team in scoring (19), assists (4), steals (4) and blocked shots (1) in the win over Montana.
- Only scored six points vs TX Southern but had a career-high two blocked shots.
- Made a **game-winning 3-pointer with 0.1 seconds left in overtime** (Arkansas' only points in OT) at Georgia Tech for a 62-61 win ... Scored 24 points with seven rebounds and five steals.
- Missed the Northern Kentucky game due to an injured shoulder ... Came back **versus Austin Peay and scored 16 points while taking just six shots** ... Made two 3's and was 6-of-6 at the free throw line.

MASON JONES 2019-20 GAME STATS

Opponent	Date	GS	Min	FG	FGA	Pct	3FG	3A	Pct	FT	FTA	Pct	O	D	Tot	Avg	PF	FO	A	TO	Blk	Stl	Pts	Avg	
RICE	11/05/19	*	33	12	18	.667	4	8	.500	4	4	1.000	1	6	7	7.0	0	0	3	3	0	5	32	32.0	
NORTH TEXAS	11/12/19	*	29	3	8	.375	1	5	.200	9	9	1.000	2	4	6	6.5	2	0	2	1	0	0	16	24.0	
MONTANA	11/16/19	*	35	5	13	.385	1	5	.200	8	8	1.000	3	2	5	6.0	2	0	4	2	1	4	19	22.3	
TEXAS SOUTHERN	11/19/19	*	20	2	4	.500	0	2	.000	2	2	1.000	0	2	2	5.0	2	0	1	4	2	1	6	18.3	
SOUTH DAKOTA	11/22/19	*	33	5	12	.417	0	3	.000	4	4	1.000	1	6	7	5.4	4	0	0	3	0	1	14	17.4	
at Georgia Tech	11/25/19	*	39	7	13	.538	3	8	.375	7	10	.700	0	7	7	5.7	4	0	3	6	0	5	24	18.5	
NORTHERN KY	11/30/19	DNP																							
AUSTIN PEAY	12/03/19	*	27	4	6	.667	2	4	.500	6	6	1.000	0	4	4	5.4	4	0	2	6	0	0	16	18.1	
Totals			7	216	38	74	.514	11	35	.314	40	43	.930	7	31	38	5.4	18	0	15	25	3	16	127	18.1

• PERSONAL BESTS •

POINTS	SEC ONLY
Season: 32 vs Rice (11/05/19)	
Career: 32 vs Rice (11/05/19)	30 (2x), last vs. Miss State (02/16/19)
FG MADE	SEC ONLY
Season: 12 vs Rice (11/05/19)	
Career: 12 vs Rice (11/05/19)	9 vs. Miss State (02/16/19)
FG ATTEMPTED	SEC ONLY
Season: 18 vs Rice (11/05/19)	
Career: 18 (2x) last vs Rice (11/05/19)	18 vs. Miss State (02/16/19)
3-POINT FG MADE	SEC ONLY
Season: 4 vs Rice (11/05/19)	
Career: 6 vs. Ole Miss (03/02/19)	6 vs Ole Miss (03/02/19)
3-PT FG ATTEMPTS	SEC ONLY
Season: 8 vs Rice (11/05/19)	
Career: 13 vs Ga Tech (12/19/18)	11 (2x), last vs. Miss State (02/16/19)
FT MADE	SEC ONLY
Season: 9 vs North Texas (11/12/19)	
Career: 12 vs. Florida (01/09/19)	12 vs. Florida (01/09/19)
FT ATTEMPTED	SEC ONLY
Season: 9 vs North Texas (11/12/19)	
Career: 13 (2x), last vs. Fla (01/09/19)	13 vs. Florida (01/09/19)
REBOUNDS	SEC ONLY
Season: 7 (3x) last at Ga Tech (11/25/19)	
Career: 10 vs. FIU (12/01/18)	6 (3x), last at Vandy (03/06/19)
ASSISTS	SEC ONLY
Season: 3 (2x) last at Ga Tech (11/25/19)	
Career: 7 vs. Indiana (11/18/18)	5 (3x), last at Vandy (03/06/19)
STEALS	SEC ONLY
Season: 5 (2x) last at Ga Tech (11/25/19)	
Career: 5 (2x) last at Ga Tech (11/25/19)	3 at Vanderbilt (03/06/19)
BLOCKED SHOTS	SEC ONLY
Season: 2 vs Texas Southern (11/19/19)	
Career: 2 vs Texas Southern (11/19/19)	1 (4x), last at USC (02/02/19)
MINUTES	SEC ONLY
Season: 39:46 at Georgia Tech (11/25/19)	
Career: 39:46 at Georgia Tech (11/25/19)	38 vs. LSU (01/12/19)



MASON JONES CAREER STATISTICS

Year	GP	GS	Min	Avg	FG	FGA	Pct	3FG	3FGA	Pct	FT	FTA	Pct	Off	Def	Tot	Avg	PF	FO	Ast	TO	Blk	Stl	Pts	Avg
2018-19	34	26	996	29.3	136	337	.404	76	208	.365	115	143	.804	18	114	132	3.9	77	2	96	61	5	31	463	13.6
2019-20	7	7	216	30.9	38	74	.514	11	35	.314	40	43	.930	7	31	38	5.4	18	0	15	25	3	16	127	18.1
TOTAL	41	33	1212	29.6	174	411	.423	87	243	.358	155	186	.833	25	145	170	4.1	95	2	111	86	8	47	590	14.4

24 ETHAN HENDERSON

F • So. • 6-8 • 210
Little Rock, Ark. || Parkview Magnet HS

Last season, played in 12 games and scored 11 points ... Had a breakout game at Providence in the first round of the NIT ... In the first 32 games of the season, Henderson played 28 minutes, was 2-of-3 from the field, scored five points and had six rebounds ... At Providence (Game 33) alone, played 18 minutes, was 3-of-6 from the field, scored six points and had five rebounds.

• For the year, is 3-of-3 from the field with two dunks and, in 27 minutes, has nine rebounds and five blocked shots.

2019-20 HIGHLIGHTS:

- Is 2-of-2 from the field this season and, in 20 minutes of action, has five rebounds and two blocked shots.
- Provided a huge spark off the bench in the first half versus Austin Peay ... During a 9-0 run - putting the Hogs up 25-18 - he had a dunk, three blocked shots and three rebounds ... The **three rejections were a career high** and he finished with four rebounds on 7:26 played.

ETHAN HENDERSON 2019-20 GAME STATS

Opponent	Date	GS	Min	FG	FGA	Pct	3FG	3A	Pct	FT	FTA	Pct	O	D	Tot	Avg	PF	FO	A	TO	Blk	Stl	Pts	Avg
RICE	11/05/19	12		1	1	1.000	0	0	.000	0	0	.000	0	3	3	3.0	3	0	0	1	1	1	2	2.0
NORTH TEXAS	11/12/19	DNP																						
MONTANA	11/16/19	DNP																						
TEXAS SOUTHERN	11/19/19	8		1	1	1.000	0	0	.000	0	0	.000	0	2	2	2.5	0	0	0	1	1	0	2	2.0
SOUTH DAKOTA	11/22/19	DNP																						
at Georgia Tech	11/25/19	DNP																						
NORTHERN KY	11/30/19	DNP																						
AUSTIN PEAY	12/03/19	7		1	1	1.000	0	0	.000	0	0	.000	1	3	4	3.0	3	0	0	0	3	0	2	2.0
Totals		0	27	3	3	1.000	0	0	.000	0	0	.000	1	8	9	3.0	6	0	0	2	5	1	6	2.0

PERSONAL BESTS

POINTS	SEC ONLY
Season: 2 (3x) last vs Austin Peay (12/03/19)	
Career: 6 at Providence (03/19/19)	2 at Tennessee (01/15/19)
FG MADE	SEC ONLY
Season: 1 (3x) last vs Austin Peay (12/03/19)	
Career: 3 at Providence (03/19/19)	1 at Tennessee (01/15/19)
FG ATTEMPTED	SEC ONLY
Season: 1 (3x) last vs Austin Peay (12/03/19)	
Career: 6 at Providence (03/19/19)	1 (2x), last vs. Georgia (01/29/19)
3-POINT FG MADE	SEC ONLY
Season: --	
Career: --	--
3-PT FG ATTEMPTS	SEC ONLY
Season: --	
Career: --	--
FT MADE	SEC ONLY
Season: --	
Career: 1 vs FIU (12/01/18)	--
FT ATTEMPTED	SEC ONLY
Season: --	
Career: 2 vs FIU (12/01/18)	--
REBOUNDS	SEC ONLY
Season: 4 vs Austin Peay (12/03/19)	
Career: 5 at Providence (03/19/19)	1 at Tennessee (01/15/19)
ASSISTS	SEC ONLY
Season: --	
Career: 1 vs UTA (11/23/18)	--
STEALS	SEC ONLY
Season: 1 vs Rice (11/05/19)	
Career: 2 at Tennessee (01/15/19)	2 at Tennessee (01/15/19)
BLOCKED SHOTS	SEC ONLY
Season: 3 vs Austin Peay (12/03/19)	
Career: 3 vs Austin Peay (12/03/19)	1 at Auburn (02/20/19)
MINUTES	SEC ONLY
Season: 12 vs Rice (11/05/19)	
Career: 18 at Providence (03/19/19)	4 at Tennessee (01/15/19)



ETHAN HENDERSON CAREER STATISTICS

Year	GP	GS	Min	Avg	FG	FGA	Pct	3FG	3FGA	Pct	FT	FTA	Pct	Off	Def	Tot	Avg	PF	FO	Ast	TO	Blk	Stl	Pts	Avg
2018-19	12	0	51	4.3	5	10	.500	0	0	.000	1	3	.333	3	9	12	1.0	6	0	1	3	2	3	11	0.9
2019-20	2	0	20	10.0	2	2	1.000	0	0	.000	0	0	.000	0	5	5	2.5	3	0	0	2	2	1	4	2.0
TOTAL	14	0	71	5.1	7	12	.583	0	0	.000	1	3	.333	3	14	17	1.2	9	0	1	5	4	4	15	1.1

33 JIMMY WHITT JR.

G • Gr. Sr. • 6-3 • 175
Columbia, Mo. || Hickman HS

Began his career at Arkansas before transferring to SMU, returned to the Razorbacks for the 2019-20 season as a graduate transfer ... Received his B.S. in Sport Management from SMU in May 2019 ... Is pursuing an M.Ed. in Adult and Lifelong Learning ... His brother, Marcus, was a graduate assistant on Coach Musselman's staff at Nevada.

"Jimmy may be the best rebounding point guard in the nation."
- Arkansas head coach Eric Musselman

- FG% 58.3% 91st NCAA 8th SEC • Minutes/Gm 34:51 74th NCAA 3rd SEC
- Leads the team in rebounding (5.5 avg.) ... 2nd on the team in blocked shots (5).
- Games in double figure points: 50 for career • 6 for 2019-20
- Scored his 1,000th vs Northern KY on old-fashion 3-point play ... Needs 16 assists for 300
- **Played 158 minutes and 18 seconds over five games without a turnover.** (The final 17:44 vs Montana, 33:46 minutes versus Texas Southern, 35:28 minutes versus South Dakota, 43:47 minutes versus Georgia Tech and 27:33 minutes versus Northern Kentucky.)

2019-20 HIGHLIGHTS:

- Had five assists in the season-opening win over Rice.
- Pumped in 13 points with three steals and two assists versus North Texas.
- Named **MVP of the Collegiate Hoops Roadshow - Razorback Regional** ... Averaged 1.8 points and 8.3 rebounds while shooting 63% from the field and making 11-of-15 FT.
- Had a double-double with 14 points and seven rebounds versus Montana ... Record his **sixth career double-double** - first as a Razorback - vs. Texas Southern with 17 points and 10 rebounds ... **Tied a career high with 24 points** ... Was 11-of-14 from the field ... **Set an Arkansas record** for most points by a guard in the 3-point era without attempting a 3-pointer (@HogStats.com) ... Once again **tied his career high with 24 points** versus Northern Kentucky ... Made 6-of-7 FT and grabbed nine rebounds.
- Only scored six points on 3-of-12 shooting, but played great defense versus GT guard Michael Devoe, getting two blocked shots and holding Devoe to 4-of-16 shooting.

JIMMY WHITT JR. 2019-20 GAME STATS

Opponent	Date	GS	Min	FG	FGA	Pct	3FG	3A	Pct	FT	FTA	Pct	O	D	Tot	Avg	PF	FO	A	TO	Blk	Stl	Pts	Avg
RICE	11/05/19	*	28	1	4	.250	0	0	.000	0	0	.000	2	2	4	4.0	0	0	5	2	1	1	2	2.0
NORTH TEXAS	11/12/19	*	35	5	10	.500	0	0	.000	3	4	.750	0	1	1	2.5	4	0	2	1	1	3	13	7.5
MONTANA	11/16/19	*	28	6	12	.500	0	0	.000	2	3	.667	2	5	7	4.0	3	0	2	4	0	1	14	9.7
TEXAS SOUTHERN	11/19/19	*	34	8	13	.615	0	0	.000	1	2	.500	2	8	10	5.5	1	0	1	0	0	0	17	11.5
SOUTH DAKOTA	11/22/19	*	35	11	14	.786	0	0	.000	2	3	.667	1	6	7	5.8	1	0	1	0	1	3	24	14.0
at Georgia Tech	11/25/19	*	44	3	12	.250	0	0	.000	0	2	.000	0	4	4	5.5	3	0	2	0	2	0	6	12.7
NORTHERN KY	11/30/19	*	38	9	15	.600	0	0	.000	6	7	.857	3	6	9	6.0	4	0	2	1	0	1	24	14.3
AUSTIN PEAY	12/03/19	*	37	7	13	.538	0	0	.000	3	4	.750	1	1	2	5.5	0	0	1	2	0	1	17	14.6
Totals			8	279	50	.93	.538	0	0	.000	17	25	.680	11	33	44	5.5	16	0	16	10	5	117	14.6

TRIPLE-DOUBLES (1)			
2018-19 (Jr.)			
Opp	Pts	Rebs	Asst
McNeese St.	12	10	10
DOUBLE-DOUBLES (6)			
2019-20 (Sr.)			
Opp	Pts	Rebs	
Texas Southern	17	10	
2018-19 (Jr.)			
Opp	Pts	Rebs	
vs. Bradley	12	13	
McNeese St. *	12	10	
at Tulane	11	11	
at UConn	20	10	
Tulsa	10	10	
* - part of a triple-double			

PERSONAL BESTS	
POINTS	SEC ONLY
Season: 24 vs South Dakota (11/22/19)	
Career: 24 (2x) last vs S Dakota (11/22/19)	15 at Missouri (01/12/16)
FG MADE	SEC ONLY
Season: 11 vs South Dakota (11/22/19)	
Career: 12 vs Cincinnati (03/15/19)	15 at Missouri (01/12/16)
FG ATTEMPTED	SEC ONLY
Season: 14 vs South Dakota (11/22/19)	
Career: 19 (2x) last vs Cincinnati (03/05/19)	12 at Mississippi State (02/09/16)
3-POINT FG MADE	SEC ONLY
Season: --	
Career: 2 (3x) last at UCF (03/04/18)	2 (2x), last vs LSU (02/23/16)
3-PT FG ATTEMPTS	SEC ONLY
Season: --	
Career: 6 at UCF (03/04/18)	3 vs LSU (02/23/16)
FT MADE	SEC ONLY
Season: 3 vs North Texas (11/12/19)	
Career: 7 vs Wichita State (02/24/18)	4 (2x) last vs USC (03/05/16)
FT ATTEMPTED	SEC ONLY
Season: 4 vs North Texas (11/12/19)	
Career: 8 vs Wichita State (02/24/18)	6 (2x) last vs USC (03/05/16)
REBOUNDS	SEC ONLY
Season: 10 vs Texas Southern (11/19/19)	
Career: 13 (2x) last vs Bradley (11/20/18)	4 at Mississippi State (02/09/16)
ASSISTS	SEC ONLY
Season: 5 vs Rice (11/05/19)	
Career: 10 vs McNeese (11/29/18)	2 (4x) last vs Auburn (02/17/16)
STEALS	SEC ONLY
Season: 3 (2x) last vs S Dakota (11/22/19)	
Career: 5 (3x) vs Memphis (12/14/18)	1 (8x) last at Tennessee (02/27/16)
BLOCKED SHOTS	SEC ONLY
Season: 2 at Georgia Tech (11/25/19)	
Career: 3 (2x) at Memphis (01/19/19)	2 vs Vanderbilt (01/15/16)
MINUTES	SEC ONLY
Season: 43:47 at Georgia Tech (11/25/19)	
Career: 43:47 at Georgia Tech (11/25/19)	20 (3x) last at Miss State (02/09/16)



JIMMY WHITT JR. CAREER STATISTICS

Year	GP	GS	Min	Avg	FG	FGA	Pct	3FG	3FGA	Pct	FT	FTA	Pct	Off	Def	Tot	Avg	PF	FO	Ast	TO	Blk	Stl	Pts	Avg	
2015-16 (ARK)	32	10	552	17.2	75	194	.387	6	16	.375	38	48	.792	11	42	53	1.7	66	0	35	31	6	20	194	6.1	
2016-17 - REDSHIRTED AT SMU																										
2017-18 (SMU)	33	33	1096	33.2	140	287	.488	6	21	.286	60	101	.594	50	121	171	5.2	76	1	114	54	16	60	346	10.5	
2018-19 (SMU)	30	30	1053	35.1	162	332	.488	4	28	.143	42	74	.568	62	131	193	6.4	71	1	119	44	13	43	370	12.3	
2019-20 (ARK)	8	8	279	34.9	50	93	.538	0	0	.000	17	25	.680	11	33	44	5.5	16	0	16	10	5	10	117	14.6	
TOTAL	103	81	2980	28.9	427	906	.471	16	65	.246	157	248	.633	134	327	461	4.5	229	2	284	139	40	133	1027	10.0	

35 REGGIE CHANEY

F • So. • 6-8 • 222
Tulsa, Okla. || Findlay Prep (Nev.)

• Has a blocked shot in 27 of his 38 career games, including 7 with at least 3 rejections.

• Games with 3+ blocked shots: 7 career • 1 • 2019-20

2019-20 HIGHLIGHTS:

- Missed the first three games ... In his debut (vs Texas Southern) was very efficient in his 19 minutes played ... **Tied a career high** with four steals ... Was 3-of-4 from the field for six points with two rebounds and a blocked shot.
- Was 3-of-3 from the field – all dunks – while adding three blocked shots.
- Posted **career highs in rebounds (11) and assists (5)** versus Northern Kentucky.

REGGIE CHANEY 2019-20 GAME STATS

Opponent	Date	GS	Min	FG	FGA	Pct	3FG	3A	Pct	FT	FTA	Pct	O	D	Tot	Avg	PF	FO	A	TO	Blk	Stl	Pts	Avg
RICE	11/05/19	DNP																						
NORTH TEXAS	11/12/19	DNP																						
MONTANA	11/16/19	DNP																						
TEXAS SOUTHERN	11/19/19	19	3	4	.750	0	0	.000	0	1	.000	1	1	2	2.0	0	0	0	0	1	4	6	6.0	
SOUTH DAKOTA	11/22/19	15	3	3	1.000	0	0	.000	0	0	.000	1	1	2	2.0	4	0	2	0	3	1	6	6.0	
at Georgia Tech	11/25/19	12	0	1	.000	0	0	.000	0	0	.000	1	1	2	2.0	2	0	0	1	1	1	0	4.0	
NORTHERN KY	11/30/19	24	3	5	.600	0	0	.000	0	0	.000	2	9	11	4.3	5	1	5	1	0	0	6	4.5	
AUSTIN PEAY	12/03/19	14	0	0	.000	0	0	.000	0	1	.000	0	2	2	3.8	3	0	1	2	0	2	0	3.6	
Totals		0	84	9	13	.692	0	0	.000	0	2	.000	5	14	19	3.8	14	1	8	4	5	8	18	3.6

PERSONAL BESTS

POINTS	SEC ONLY
Season: 6 (3x) last vs Northern Ky (11/30/19)	
Career: 14 at Providence (03/19/19)	12 vs. LSU (01/12/19)
FG MADE	SEC ONLY
Season: 3 (3x) last vs Northern Ky (11/30/19)	
Career: 7 at Providence (03/19/19)	6 vs. LSU (01/12/19)
FG ATTEMPTED	SEC ONLY
Season: 5 vs Northern Kentucky (11/30/19)	
Career: 9 (2x), last at Providence (03/19/19)	8 vs. LSU (01/12/19)
3-POINT FG MADE	SEC ONLY
Season: --	
Career: --	--
3-PT FG ATTEMPTS	SEC ONLY
Season: --	
Career: --	--
FT MADE	SEC ONLY
Season: --	
Career: 3 vs Miss State (02/16/19)	3 vs Miss State (02/16/19)
FT ATTEMPTED	SEC ONLY
Season: 1 vs Texas Southern (11/19/19)	
Career: 4 vs. UC Davis (11/12/18)	3 vs Miss State (02/16/19)
REBOUNDS	SEC ONLY
Season: 11 vs Northern Kentucky (11/30/19)	
Career: 11 vs Northern Ky (11/30/19)	6 (3x), last vs. Georgia (01/29/19)
ASSISTS	SEC ONLY
Season: 5 vs Northern Kentucky (11/30/19)	
Career: 5 vs Northern Ky (11/30/19)	4 vs. Missouri (01/23/19)
STEALS	SEC ONLY
Season: 4 vs Texas Southern (11/19/19)	
Career: 4 (3x), last vs TX SOU (11/19/19)	4 vs. LSU (01/12/19)
BLOCKED SHOTS	SEC ONLY
Season: 3 vs South Dakota (11/22/19)	
Career: 7 at Providence (03/19/19)	5 vs. Georgia (01/29/19)
MINUTES	SEC ONLY
Season: 24:49 vs Texas Southern (11/19/19)	
Career: 28 (2x), last at Providence (03/19/19)	27 vs. LSU (01/12/19)



REGGIE CHANEY CAREER STATISTICS

Year	GP	GS	Min	Avg	FG	FGA	Pct	3FG	3FGA	Pct	FT	FTA	Pct	Off	Def	Tot	Avg	PF	FO	Ast	TO	Blk	Stl	Pts	Avg
2018-19	34	2	555	16.3	83	150	.553	0	0	.000	17	33	.515	40	78	118	3.5	82	2	25	46	46	21	183	5.4
2019-20	5	0	84	16.8	9	13	.692	0	0	.000	0	2	.000	5	14	19	3.8	14	1	8	4	5	8	18	3.6
TOTAL	39	2	639	16.4	92	163	.564	0	0	.000	17	35	.486	45	92	137	3.5	96	3	33	50	51	29	201	5.2

ARKANSAS RAZORBACKS

2019-20 SEASON RESULTS & LEADERS

RECORD:	OVERALL	HOME	AWAY	NEUTRAL
ALL GAMES	8-0	7-0	1-0	0-0
CONFERENCE	0-0	0-0	0-0	0-0
NON-CONFERENCE	8-0	7-0	1-0	0-0

DATE	TIME (CT)	OPPONENT	TV	RESULT	ATTEND	RECORD (SEC)	HIGH POINTS	HIGH REBOUNDS
11/05/19	7:00 pm	RICE	SEC Network Plus	W 91-43	17274	1-0 --	(32)Mason Jones	(9)Adrio Bailey
11/12/19	7:00 pm	NORTH TEXAS	SEC Network Plus	W 66-43	12001	2-0 --	(16)Mason Jones (16)Isaiah Joe	(6)Mason Jones (6)Desi Sills
11/16/19	4:00 pm	+ MONTANA	SEC Network Plus	W 64-46	13058	3-0 --	(19)Mason Jones	(11)Adrio Bailey
11/19/19	7:00 pm	+ TEXAS SOUTHERN	SEC Network Plus	W 82-51	11182	4-0 --	(33)Isaiah Joe	(10)Jimmy Whitt Jr.
11/22/19	8:00 pm	+ SOUTH DAKOTA	SEC Network	W 77-56	12581	5-0 --	(24)Jimmy Whitt Jr.	(7)Jimmy Whitt Jr. (7)Mason Jones
11/25/19	6:00 pm	at Georgia Tech	ACC Network	W 62-61 (OT)	6547	6-0 --	(24)Mason Jones	(9)Isaiah Joe
11/30/19	4:00 pm	+ NORTHERN KENTUCKY	SEC Network Plus	W 66-60	14080	7-0 --	(24)Jimmy Whitt Jr.	(11)Reggie Chaney
12/03/19	7:00 pm	AUSTIN PEAY	SEC Network Plus	W 69-61	11995	8-0 --	(17)Jimmy Whitt Jr.	(6)Isaiah Joe
12/07/19	6:30 pm	at Western Kentucky	CBS Sports Network					
12/14/19	12:30 pm	TULSA	ESPNU					
12/21/19	7:00 pm	! vs Valparaiso	--					
12/29/19	TBA	at Indiana	Big Ten Network					
01/04/20	6:00 pm	* TEXAS A&M	SEC Network					
01/08/20	8:00 pm	* at LSU	ESPN2 / U					
01/11/20	5:00 pm	* at Ole Miss	SEC Network					
01/15/20	7:30 pm	* VANDERBILT	SEC Network					
01/18/20	3:00 pm	* KENTUCKY	ESPN / 2					
01/22/20	6:00 pm	* at Mississippi State	SEC Network					
01/25/20	3:00 pm	% TCU	ESPN / 2 / U					
01/29/20	7:30 pm	* SOUTH CAROLINA	SEC Network					
02/01/20	5:00 pm	* at Alabama	SEC Network					
02/04/20	6:00 pm	* AUBURN	SEC Network					
02/08/20	2:30 pm	* at Missouri	SEC Network					
02/11/20	6:00 pm	* at Tennessee	ESPN / 2 / U					
02/15/20	Noon	* MISSISSIPPI STATE	SEC Network					
02/18/20	6:00 pm	* at Florida	ESPN / 2 / U					
02/22/20	Noon	* MISSOURI	SEC Network					
02/26/20	7:30 pm	* TENNESSEE	SEC Network					
02/29/20	5:00 pm	* at Georgia	SEC Network					
03/04/20	6:00 pm	* LSU	SEC Network					
03/07/20	3:30 pm	* at Texas A&M	SEC Network					
03/11-15/20		^ SEC Tournament						

Home Games in CAPS | * - Conference game | + = College Hoops Roadshow presented by AtmosAir - Razorback Regional
! - at Simmons Bank Arena (North Little Rock, Ark.) | % - Big 12/SEC Challenge | ^ - SEC Tournament (Nashville, Tenn. - Bridgestone Arena)

ATTENDANCE SUMMARY	GAMES	TOTALS	AVG/GAME
HOME	7	92171	13167
AWAY	1	6547	6547
NEUTRAL	0	0	0
TOTAL	8	98718	12340

ARKANSAS RAZORBACKS

2019-20 SEASON STATISTICS • ALL GAMES

RECORD:	OVERALL	HOME	AWAY	NEUTRAL
ALL GAMES	8-0	7-0	1-0	0-0
CONFERENCE	0-0	0-0	0-0	0-0
NON-CONFERENCE	8-0	7-0	1-0	0-0

##	Player	GP	GS	• TOTAL •			• 3-PTS •			• REBOUNDS •																
				Min	Avg	FG	FGA	Pct	3FG	FGA	Pct	FT	FTA	Pct	Off	Def	Tot	Avg	PF	FO	A	TO	Blk	Stl	Pts	Avg
15	Mason Jones	7	7	216	30.9	38	74	.514	11	35	.314	40	43	.930	7	31	38	5.4	18	0	15	25	3	16	127	18.1
1	Isaiah Joe	8	8	300	37.5	38	110	.345	25	76	.329	25	30	.833	7	30	37	4.6	11	0	23	17	1	16	126	15.8
33	Jimmy Whitt Jr.	8	8	279	34.9	50	93	.538	0	0	.000	17	25	.680	11	33	44	5.5	16	0	16	10	5	10	117	14.6
3	Desi Sills	8	8	244	30.5	30	77	.390	4	35	.114	10	15	.667	5	20	25	3.1	24	0	12	17	2	10	74	9.3
2	Adrio Bailey	8	8	187	23.4	21	42	.500	2	6	.333	11	15	.733	11	28	39	4.9	20	0	11	12	12	16	55	6.9
5	Jalen Harris	8	0	187	23.4	10	26	.385	6	17	.353	12	14	.857	2	17	19	2.4	17	0	18	15	3	9	38	4.8
35	Reggie Chaney	5	0	84	16.8	9	13	.692	0	0	.000	0	2	.000	5	14	19	3.8	14	1	8	4	5	8	18	3.6
24	Ethan Henderson	3	0	27	9.0	3	3	1.000	0	0	.000	0	0	.000	1	8	9	3.0	6	0	0	2	5	1	6	2.0
0	Jeantal Cylla	8	1	98	12.3	7	24	.292	1	10	.100	1	2	.500	3	13	16	2.0	12	0	0	6	3	0	16	2.0
13	Emeka Obukwelu	1	0	1	1.0	0	0	.000	0	0	.000	0	0	.000	1	2	3	3.0	0	0	0	0	0	0	0	0.0
12	Ty Stevens	2	0	2	1.0	0	1	.000	0	0	.000	0	1	.000	0	0	0	0.0	0	0	0	0	0	0	0	0.0
TEAM.....															9	14	23	2.9	0		0				0	
ARKANSAS.....				8		206	463	.445	49	179	.274	116	147	.789	62	210	272	34.0	138	1	103	108	39	86	577	72.1
Opponents.....				8		156	430	.363	27	136	.199	82	124	.661	78	203	281	35.1	151	-	68	162	19	46	421	52.6

SCORE BY PERIODS:	1st	2nd	OT	Total
Arkansas	274	300	3	577
Opponents	189	230	2	421

DEADBALL REBOUNDS:	OFF	DEF	TOTAL
Arkansas	18	8	26
Opponents	19	5	24

2019-20 RAZORBACK GAME-BY-GAME STATISTICS

Opponent	Date	Score	W/L	• TOTAL •			• 3-PTRS •			FT FTA Pct			• REBOUNDS •				PF	A	TO	Blk	Stl	Pts	Avg
				FG	FGA	Pct	3FG	FGA	Pct				Off	Def	Tot	Avg							
RICE	11/05/19	91-43	W	37	67	.552	10	25	.400	7	11	.636	10	35	45	45.0	16	19	21	5	14	91	91.0
NORTH TEXAS	11/12/19	66-43	W	20	45	.444	6	22	.273	20	24	.833	4	20	24	34.5	15	8	10	5	11	66	78.5
MONTANA	11/16/19	64-46	W	20	54	.370	4	20	.200	20	26	.769	14	23	37	35.3	18	9	13	2	11	64	73.7
TEXAS SOUTHERN	11/19/19	82-51	W	31	71	.437	6	26	.231	14	18	.778	11	25	36	35.5	14	13	10	10	13	82	75.8
SOUTH DAKOTA	11/22/19	77-56	W	31	66	.470	4	20	.200	11	12	.917	7	29	36	35.6	20	11	8	6	8	77	76.0
at Georgia Tech	11/25/19	62-61	Wot	22	59	.373	7	25	.280	11	16	.688	3	27	30	34.7	22	14	14	4	15	62	73.7
NORTHERN KY	11/30/19	66-60	W	23	55	.418	3	18	.167	17	22	.773	8	29	37	35.0	14	18	12	1	5	66	72.6
AUSTIN PEAY	12/03/19	69-61	W	22	46	.478	9	23	.391	16	18	.889	5	22	27	34.0	19	11	20	6	9	69	72.1
Arkansas		577		206	463	.445	49	179	.274	116	147	.789	62	210	272	34.0	138	103	108	39	86	577	72.1
Opponents		421		156	430	.363	27	136	.199	82	124	.661	78	203	281	35.1	151	68	162	19	46	421	52.6

Games played: 8

Points/game: 72.1

FG Pct: 44.5

3FG Pct: 27.4

FT Pct: 78.9

Rebounds/game: 34.0

Assists/game: 12.9

Turnovers/game: 13.5

Assist/turnover ratio: 1.0

Steals/game: 10.8

Blocks/game: 4.9

2019-20 OPPONENT GAME-BY-GAME STATISTICS

Opponent	Date	Score	W/L	• TOTAL •			• 3-PTRS •						• REBOUNDS •										
				FG	FGA	Pct	3FG	FGA	Pct	FT	FTA	Pct	Off	Def	Tot	Avg	PF	A	TO	Blk	Stl	Pts	Avg
RICE	11/05/19	91-43	W	16	56	.286	2	25	.080	9	15	.600	6	21	27	27.0	16	7	27	2	9	43	43.0
NORTH TEXAS	11/12/19	66-43	W	17	51	.333	2	17	.118	7	12	.583	14	23	37	32.0	22	8	18	0	3	43	43.0
MONTANA	11/16/19	64-46	W	18	56	.321	2	16	.125	8	14	.571	15	24	39	34.3	22	10	23	5	5	46	44.0
TEXAS SOUTHERN	11/19/19	82-51	W	19	55	.345	2	11	.182	11	19	.579	12	27	39	35.5	20	8	24	6	4	51	45.8
SOUTH DAKOTA	11/22/19	77-56	W	22	55	.400	3	12	.250	9	14	.643	6	24	30	34.4	15	11	13	1	5	56	47.8
at Georgia Tech	11/25/19	62-61	Wot	22	53	.415	2	12	.167	15	22	.682	10	37	47	36.5	16	7	24	1	6	61	50.0
NORTHERN KY	11/30/19	66-60	W	20	51	.392	8	24	.333	12	15	.800	5	27	32	35.9	19	9	12	4	10	60	51.4
AUSTIN PEAY	12/03/19	69-61	W	22	53	.415	6	19	.316	11	13	.846	10	20	30	35.1	21	8	21	0	4	61	52.6
Opponents		421		156	430	.363	27	136	.199	82	124	.661	78	203	281	35.1	151	68	162	19	46	421	52.6
Arkansas		577		206	463	.445	49	179	.274	116	147	.789	62	210	272	34.0	138	103	108	39	86	577	72.1

Games played: 8
 Points/game: 52.6
 FG Pct: 36.3
 3FG Pct: 19.9
 FT Pct: 66.1

Rebounds/game: 35.1
 Assists/game: 8.5
 Turnovers/game: 20.3
 Assist/turnover ratio: 0.4
 Steals/game: 5.8
 Blocks/game: 2.4

ARKANSAS RAZORBACKS

2019-20 GAME-BY-GAME POINTS-ASSISTS-REBOUNDS

Opponent	Date	Score	WL	0 CYLLA	1 JOE	2 BAILEY	3 SILLS	5 HARRIS	12 STEVENS	13 OBUKWELU	14 BELL	15 JONES	24 HENDERSON	33 WHITT	35 CHANEY
RICE	11/05/19	91-43	W	5-6-0	24-5-7	8-9-1	8-1-2	10-4-1	0-0-0	0-3-0	--	32-7-3	2-3-0	2-4-5	DNP
N TX	11/12/19	66-43	W	2-2-0	16-3-2	8-5-0	9-6-1	2-0-1	DNP	DNP	--	16-6-2	DNP	13-1-2	DNP
MONT	11/16/19	64-46	W	0-2-0	9-5-2	12-11-1	5-3-0	5-1-0	DNP	DNP	--	19-5-4	DNP	14-7-2	DNP
TX SOU	11/19/19	82-51	W	2-1-0	33-4-1	4-4-3	10-2-2	2-5-5	0-0-0	DNP	--	6-2-1	2-2-0	17-10-1	6-2-0
SD	11/22/19	77-56	W	7-4-0	5-5-5	7-3-0	6-4-1	8-1-2	DNP	DNP	--	14-7-0	DNP	24-7-1	6-2-2
at GATECH	11/25/19	62-61	WOT	0-1-0	13-9-1	8-3-3	11-5-4	0-0-1	DNP	DNP	--	24-6-3	DNP	6-4-2	0-1-0
NKU	11/30/19	66-60	W	0-0-0	10-0-4	4-3-1	17-4-1	5-4-5	DNP	DNP	DNP	DNP	DNP	24-9-2	6-11-5
APSU	12/03/19	69-61	W	0-0-0	16-6-1	4-2-2	8-1-1	6-4-3	DNP	DNP	DNP	16-4-2	2-4-0	17-2-1	0-2-1

ARKANSAS RAZORBACKS

2019-20 STARTING LINEUPS

Date	Opponent	Whitt	Sills	Joe	Jones	Bailey	1st SUB	Outcome
Nov. 05	Rice	Whitt	Sills	Joe	Jones	Bailey	Cylla	W, 91-43
Nov. 12	North Texas	Whitt	Sills	Joe	Jones	Bailey	Harris	W, 66-43
Nov. 16	Montana	Whitt	Sills	Joe	Jones	Bailey	Cylla / Harris	W, 64-46
Nov. 19	Texas Southern	Whitt	Sills	Joe	Jones	Bailey	Harris	W, 82-51
Nov. 22	South Dakota	Whitt	Sills	Joe	Jones	Bailey	Cylla	W, 77-56
Nov. 25	@ Ga Tech	Whitt	Sills	Joe	Jones	Bailey	Chaney	W, 62-61 ot
Nov. 30	Northern Ky	Whitt	Sills	Joe	Cylla	Bailey	Chaney / Harris	W, 66-60
Dec. 03	Austin Peay	Whitt	Sills	Joe	Jones	Bailey	Chaney / Harris	W, 69-61

RECORD BY LINEUP:

Whitt	Joe	Sills	Jones	Bailey	7-0	Harris	5-0
Whitt	Joe	Sills	Cylla	Bailey	1-0	Chaney	3-0
						Cylla	3-0

RECORD BY 1ST SUB (including ties)

Harris	5-0
Chaney	3-0
Cylla	3-0

ARKANSAS RAZORBACKS

2019-20 SPECIALTY STATS (ARKANSAS/OPPONENT)

Opponent	Pts in Paint	Pts Off TO	2nd Chance	Fast Break	Bench	Ties	Lead Chng	Ark Largest Lead	Best Ark Run	Opp Largest Lead	Best Opp Run	Ark Led	Opp Opp	Gm Tied
RICE	42 / 26	29 / 19	7 / 0	30 / 15	17 / 16	1	2	48 03:25 2nd	12 pts	2 16:57 1st	8 pts	37:35	0:45	1:40
NORTH TEXAS	20 / 28	22 / 7	7 / 12	14 / 9	4 / 7	0	0	23 0:03 2nd	9 pts (2x)	- - -	7 pts	38:41	--	1:19
MONTANA	26 / 28	23 / 12	16 / 11	14 / 6	5 / 10	1	0	20 1:35 2nd	8 pts	- - -	6 pts	38:30	--	1:30
TEXAS SOUTHERN	44 / 28	25 / 6	12 / 7	24 / 18	12 / 21	0	2	31 0:58 2nd	12 pts	1 17:44 1st	8 pts	38:13	0:18	1:29
SOUTH DAKOTA	44 / 32	12 / 12	16 / 11	11 / 9	21 / 7	0	0	23 3:04 2nd	13 pts	- - -	6 pts	39:42	--	0:18
@ Georgia Tech	20 / 34	18 / 11	0 / 12	19 / 12	0 / 10	5	9	9 16:07 2nd	11 pts	3 9:02 1st	7 pts	32:08	3:15	9:36
NORTHERN KY	38 / 18	19 / 11	7 / 5	15 / 7	11 / 0	1	2	12 8:49 2nd	10 pts	9 15:01 1st	8 pts	22:43	16:16	1:01
AUSTIN PEAY	24 / 24	21 / 18	9 / 17	14 / 7	8 / 11	5	5	13 2:42 2nd	9 pts	5 19:43 1st	6 pts	31:43	4:13	4:11

DEFLECTIONS (Arkansas career Only)

Player	16-17	17-18	18-19	19-20	Career
Bailey	45	106	110	40	301
Chaney	-	-	115	19	134
Cylla	-	-	-	6	6
Harris	-	-	92	13	105
Henderson	-	-	7	7	14
Joe	-	-	110	19	129
Jones	-	-	84	31	115
Sills	-	-	60	20	80
Whitt	-	-	-	28	28

MOST IN A GAME 2019-20:

- 10 Jones (Montana)
- 8 Bailey (S DAK)
- 7 Bailey (Rice●TXSOU)
- 6 Chaney (TXSOU) | Whitt (GT)
- 5 Jones (Rice) | Jones (TXSOU●GT)

CHARGES DRAWN (Arkansas career Only)

Player	16-17	17-18	18-19	19-20	Career
Bailey	4	4	3	2	31
Chaney	-	-	0	-	0
Cylla	-	-	-	-	0
Harris	-	-	4	2	6
Henderson	-	-	0	-	0
Joe	-	-	27*	8	35
Jones	-	-	0	1	1
Sills	-	-	3	1	4
Whitt	-	-	-	2	2

* - led team

DUNKS (Arkansas career Only)

Player	16-17	17-18	18-19	19-20	Career
Bailey	6	16	18	8	48
Chaney	-	-	17	6	23
Cylla	-	-	-	1	1
Harris	-	-	12	1	13
Henderson	-	-	2	2	4
Joe	-	-	2	3	5
Jones	-	-	0	1	1
Sills	-	-	1	2	3
Whitt	-	-	-	4	4

ARKANSAS RAZORBACKS

2019-20 GAME HIGHS IN...

Opponent	DATE	SCORE	RESULT	POINTS	REBOUNDS	ASSISTS	STEALS	BLOCKED SHOTS
RICE	11/05/19	91-43	W	32-Mason Jones	9-Adrio Bailey	7-Isaiah Joe	5-Mason Jones	1-Jimmy Whitt Jr. Adrio Bailey Jeantal Cylla Jalen Harris Ethan Henderson
NORTH TEXAS	11/12/19	66-43	W	16-Isaiah Joe Mason Jones	6-Mason Jones Desi Sills	2-Mason Jones Jimmy Whitt Jr. Isaiah Joe	4-Adrio Bailey	1-Isaiah Joe Jimmy Whitt Jr. Jalen Harris Adrio Bailey Desi Sills
MONTANA	11/16/19	64-46	W	19-Mason Jones	11-Adrio Bailey	4-Mason Jones	4-Jalen Harris Mason Jones	1-Mason Jones Adrio Bailey
TEXAS SOUTHERN	11/19/19	82-51	W	33-Isaiah Joe	10-Jimmy Whitt Jr.	5-Jalen Harris	5-Isaiah Joe	5-Adrio Bailey
SOUTH DAKOTA	11/22/19	77-56	W	24-Jimmy Whitt Jr.	7-Mason Jones Jimmy Whitt Jr.	5-Isaiah Joe	3-Jimmy Whitt Jr. Adrio Bailey	3-Reggie Chaney
at Georgia Tech	11/25/19	62-61	W ot	24-Mason Jones	9-Isaiah Joe	4-Desi Sills	6-Isaiah Joe	2-Jimmy Whitt Jr.
NORTHERN KENTUCKY	11/30/19	66-60	W	24-Jimmy Whitt Jr.	11-Reggie Chaney	5-Jalen Harris Reggie Chaney	2-Desi Sills	1-Desi Sills
AUSTIN PEAY	12/03/19	69-61	W	17-Jimmy Whitt Jr.	6-Isaiah Joe	3-Jalen Harris	2-Isaiah Joe Adrio Bailey Desi Sills Reggie Chaney	3-Ethan Henderson

LED TEAM IN POINTS (including ties)	
Jones	4
Whitt	3
Joe	2

LED TEAM IN REBS (including ties)	
Joe	2
Bailey	2
Whitt	2
Jones	2
Chaney	1
Sills	1

LED TEAM IN ASSISTS (including ties)	
Joe	3
Harris	3
Jones	2
Whitt	1
Sills	1
Chaney	1

LED TEAM IN STEALS (including ties)	
Joe	3
Bailey	3
Jones	2
Harris	1
Whitt	1
Sills	2
Chaney	1

LED TEAM IN BLKS (including ties)	
Bailey	4
Whitt	3
Harris	2
Sills	2
Henderson	2
Chaney	1
Jones	1
Cylla	1
Joe	1

GAME 1		43		19 24		43		91			
SEC ESPN+ ARKANSAS		Rice		39 52		91					
		Nov. 5, 2019 • Fayetteville, Ark.									

Rice 43 • 0-1

#	Player	Total		3-Ptr		Rebounds			PF	TP	A	TO	Blk	Stl	Min
		FG-FGA	FT-FTA	FG-FGA	FT-FTA	Off	Def	Tot							
10	Robert Martin	1-7	0-2	3-4	1 2 3	3	5	0 4 0	0	0	0	0	0	0	29
02	Trey Murphy III	3-10	0-5	1-2	1 1 2	2	7	0 3 1	0	3	1	0	0	0	30
03	Ako Adams	4-10	2-7	3-3	0 1 1	3	13	1 6 0	1	1	1	0	1	0	19
23	Drew Peterson	0-5	0-3	0-0	0 8 8	0	0	2 4 0	0	0	0	0	0	0	23
24	Chris Mullins	1-7	0-2	1 2 3	1 2 3	1	2	1 1 1	2	2	4	1	2	2	24
00	Payton Moore	1-3	0-2	0-0	0 0 0	1	2	1 4 0	0	1	4	0	1	15	15
01	Josh Parrish	2-4	0-0	0 0 1	2 4 4	0	0	0 0 0	1	2	4	0	0	1	15
04	Quincy Olivari	2-6	0-4	2-4	0 2 2	3	6	1 0 0	0	1	0	0	0	1	14
05	Addison Owen	0-0	0-0	0 0 0	0 0 0	0	0	0 0 0	0	0	0	0	0	0	2
13	Tommy McCarthy	0-1	0-0	0-0	0 0 0	0	0	0 0 0	0	0	0	0	0	0	3
14	Reed Myers	0-0	0-0	0 0 0	0 0 0	0	0	0 0 0	0	0	0	0	0	0	2
15	Max Fiedler	2-3	0-0	0-0	0 2 2	0	4	0 0 0	0	0	0	0	0	0	7
20	Zach Crisler	0-0	0-0	0 0 0	1 0 1	0	1	2 0 0	0	1	2	0	0	0	12
35	Tim Harrison	0-0	0-0	0-0	1 1 2	0	0	0 0 0	0	0	0	0	0	0	5
Team					2 1 3			3							
Totals		16-56	2-25	9-15	6 21 27	16	43	7 27 2	9	200					
FG % 1st Half:		8-25	32.0%	2nd half:	8-31	25.8%	Game:	16-56	28.6%					Deadball Rebounds	
3FG % 1st Half:		2-13	15.4%	2nd half:	0-12	0.0%	Game:	2-25	8.0%						
FT % 1st Half:		1-4	25.0%	2nd half:	8-11	72.7%	Game:	9-15	60.0%						

Arkansas 91 • 1-0

#	Player	Total		3-Ptr		Rebounds			PF	TP	A	TO	Blk	Stl	Min
		FG-FGA	FT-FTA	FG-FGA	FT-FTA	Off	Def	Tot							
02	Adrio Bailey	4-7	0-0	0-0	2 7 9	3	8	1 3 1	3	21					
01	Isaiah Joe	10-18	4-11	0-0	0 5 5	1	24	7 5 0	0	32					
03	Desi Sills	4-8	0-3	0-0	0 1 1	3	8	2 3 0	1	29					
15	Mason Jones	12-18	4-8	4-4	1 6 7	0	32	3 3 0	5	33					
33	Jimmy Whitt Jr.	1-4	0-0	0-0	2 2 4	0	2	5 2 1	1	28					
00	Jeantal Cylia	2-7	0-1	1-2	1 5 6	2	5	0 2 1	0	21					
05	Jalen Harris	3-4	2-2	2-4	0 4 4	4	10	1 2 1	3	22					
12	Ty Stevens	0-0	0-0	0-1	0 0 0	0	0	0 0 0	0	1					
13	Emeka Obukwelu	0-0	0-0	0-0	1 2 3	0	0	0 0 0	0	1					
24	Ethan Henderson	1-1	0-0	0-0	0 3 3	3	2	0 1 1	1	12					
Team					3 0 3										
Totals		37-67	10-25	7-11	10 35 45	16	91	19 21 5	14	200					
FG % 1st Half:		16-33	48.5%	2nd half:	21-34	61.8%	Game:	37-67	55.2%					Deadball Rebounds	
3FG % 1st Half:		4-12	33.3%	2nd half:	6-13	46.2%	Game:	10-25	40.0%						
FT % 1st Half:		3-4	75.0%	2nd half:	4-7	57.1%	Game:	7-11	63.6%						

Officials: Robert Felder, Gerald Williams, K.B. Burdett Jr.
 Technical fouls: Rice-None, Arkansas-None.
 Attendance: 17274

Score by periods	1st	2nd	Total
Rice	19	24	43
Arkansas	39	52	91

	In	Off	2nd	Fast	Bench
Points	Paint	T/O	Chance	Break	
RICE	26	19	0	15	16
ARK	42	29	5	30	17

Last FG - RICE 2nd-00:36, ARK 2nd-00:24.

Largest lead - RICE by 2 1st-16:57, ARK by 48 2nd-03:25.

RICE led for 00:45. ARK led for 37:35. Game was tied for 01:40.

Score tied - 1 time.
Lead changed - 2 times.

GAME 3		46		18 28		46		64			
SEC ESPN+ ARKANSAS		Montana		31 33		64					
		Nov. 16, 2019 • Fayetteville, Ark.									

Montana 46 • 1-2

#	Player	Total		3-Ptr		Rebounds			PF	TP	A	TO	Blk	Stl	Min
		FG-FGA	FT-FTA	FG-FGA	FT-FTA	Off	Def	Tot							
00	Kyle Owens	0-2	0-0	0-0	1 1 2	3	0	1 0 0	0	13					
23	Mack Anderson	4-7	0-0	1-1	3 4 7	4	9	1 3 2	0	25					
02	Kendal Manuel	5-16	2-7	0-0	0 5 5	2	12	0 1 0	1	32					
03	Josh Vazquez	0-7	0-4	2-2	1 1 2	3	2	2 3 0	2	21					
04	Sayed Pridgett	5-12	0-1	3-5	3 4 7	3	13	2 7 1	1	31					
01	Timmy Falls	1-4	0-2	0-2	0 2 2	4	2	3 5 1	1	38					
10	Eddy Egun	0-3	0-2	0-0	0 2 2	1	0	1 2 0	0	14					
35	Derrick Carter-Holli	3-5	0-0	2-4	2 3 5	2	8	0 1 1	0	26					
Team					5 2 7			1							
Totals		18-56	2-16	8-14	15 24 39	22	46	10 23 5	5	200					
FG % 1st Half:		8-31	25.8%	2nd half:	10-25	40.0%	Game:	18-56	32.1%					Deadball Rebounds	
3FG % 1st Half:		0-6	0.0%	2nd half:	2-10	20.0%	Game:	2-16	12.5%						
FT % 1st Half:		2-3	66.7%	2nd half:	6-11	54.5%	Game:	8-14	57.1%						

Arkansas 64 • 3-0

#	Player	Total		3-Ptr		Rebounds			PF	TP	A	TO	Blk	Stl	Min
		FG-FGA	FT-FTA	FG-FGA	FT-FTA	Off	Def	Tot							
02	Adrio Bailey	4-7	0-1	4-6	5 6 11	4	12	1 1 1	0	31					
01	Isaiah Joe	2-13	2-9	3-5	0 5 5	1	9	2 0 0	0	37					
03	Desi Sills	2-8	0-4	1-2	1 2 3	4	5	0 3 0	2	25					
15	Mason Jones	5-13	1-5	8-8	3 2 5	2	19	4 2 1	4	35					
33	Jimmy Whitt Jr.	6-12	0-0	2-3	2 5 7	3	14	2 4 0	1	28					
00	Jeantal Cylia	0-0	0-0	0-0	1 1 2	2	0	0 3 0	0	19					
05	Jalen Harris	1-1	1-1	2-2	1 0 1	2	5	0 0 0	4	25					
Team					1 2 3										
Totals		20-54	4-20	20-26	14 23 37	18	64	9 13 2	11	200					
FG % 1st Half:		10-28	35.7%	2nd half:	10-26	38.5%	Game:	20-54	37.0%					Deadball Rebounds	
3FG % 1st Half:		3-13	23.1%	2nd half:	1-7	14.3%	Game:	4-20	20.0%						
FT % 1st Half:		8-11	72.7%	2nd half:	12-15	80.0%	Game:	20-26	76.9%						

Officials: Troy Mathis, Randy Heimerman, Vladimir Voyard-Tadal
 Technical fouls: Montana-None, Arkansas-None.
 Attendance: 13058

Score by periods	1st	2nd	Total
Montana	18	28	46
Arkansas	31	33	64

Last FG - MONT 2nd-03:49, ARK 2nd-02:20.

Largest lead - MONT None, ARK by 20 2nd-01:35.

MONT led for 00:00. ARK led for 38:03. Game was tied for 01:30.

Score tied - 1 time.
Lead changed - 0 times.

GAME 2		43		16 17		43		66			
SEC ESPN+ ARKANSAS		North Texas		28 38		66					
		Nov. 12, 2019 • Fayetteville, Ark.									

North Texas 43 • 1-2

#	Player	Total		3-Ptr	Rebounds			PF	TP	A	TO	Blk	Stl	Min	
		FG-FGA	FT-FTA	FG-FGA	FT-FTA	Off	Def								Tot
23	Deng Geu	f	4-6	1-2	1-2	0	6	6	3	10	0	2	0	0	25
24	Zachary Simmons	f	3-7	0-0	0-1	4	5	9	4	6	1	0	0	0	17
00	James Reese		1-5	0-3	2-2	1	2	3	1	4	2	0	0	1	22
01	Umoja Gibson	g	3-11	1-5	0-2	0	2	2	1	7	1	0	0	0	32
03	Javion Hamlet	g	3-9	0-2	3-3	1	0	1	0	9	1	5	0	0	27
02	Roosevelt Smart		1-4	0-3	1-2	0	0	0	1	3	0	2	0	1	17
04	Jalen Jackson		0-2	0-0	0-0	1	1	2	3	0	2	2	0	1	8
10	Jahmiah Simmons		0-0	0-0	0-0	0	1	1	3	0	0	1	0	0	7
13	Thomas Bell		0-3	0-1	0-0	0	4	4	1	0	1	1	0	0	22
22	Larry Wise		2-4	0-1	0-0	2	1	3	0	4	0	2	0	0	11
55	DJ Draper		0-0	0-0	0-0	0	0	0	5	0	0	1	0	0	12
	Team					5	1	6			2				
	Totals		17-51	2-17	7-12	14	23	37	22	43	8	18	0	3	200
	FG % 1st Half:	7-26	26.9%	2nd half:	10-25	40.0%	Game:	17-51	33.3%						Deadball
	3FG % 1st Half:	0-9	0.0%	2nd half:	2-8	25.0%	Game:	2-17	11.8%						Rebound
	FT % 1st Half:	2-2	100.0%	2nd half:	5-10	50.0%	Game:	7-12	58.3%						

GAME 5		56	South Dakota	24 32	56 77	
			ARKANSAS	39 38	77	
Nov. 22, 2019 • Fayetteville, Ark.						

South Dakota 56 • 5-1

#	Player	Total		3-Ptr		Rebounds			PF	TP	A TO Blk			Stl	Min
		FG-FGA	FT-FTA	FG-FGA	FT-FTA	Off	Def	Tot			A	TO	Blk		
25	Tyler Hagedorn	f	5-12	0-2	5-6	2	5	7	2	15	3	2	0	0	32
00	Stanley Umude	g	5-14	1-1	2-2	1	7	8	0	13	0	1	1	0	32
03	Triston Simpson	g	3-6	0-1	0-0	0	1	1	0	6	3	3	0	1	39
10	Cody Kelley	g	4-9	2-6	0-2	0	3	3	4	10	2	3	0	1	34
22	Tyler Peterson	g	2-5	0-0	1-2	2	1	3	4	5	3	2	0	2	31
01	Ty Chisom	g	2-4	0-0	1-2	0	4	4	3	5	0	1	0	1	15
05	Kruz Perrott-Hunt	g	0-1	0-1	0-0	0	1	1	1	0	0	1	0	0	4
20	Brandon Armstrong	g	1-4	0-1	0-0	0	1	1	1	2	0	0	0	0	13
	Team					1	1	2							
	Totals		22-55	3-12	9-14	6	24	30	15	56	11	13	1	5	200
FG % 1st Half: 10-30		33.3%	2nd half: 12-25		48.0%	Game: 22-55		40.0%	Deadball						
3FG % 1st Half: 1-6		16.7%	2nd half: 2-6		33.3%	Game: 3-12		25.0%	Rebounds						
FT % 1st Half: 3-7		42.9%	2nd half: 6-7		85.7%	Game: 9-14		64.3%	2,2						

Arkansas 77 • 5-0

#	Player	Total		3-Ptr		Rebounds			PF	TP	A TO Blk			Stl	Min
		FG-FGA	FT-FTA	FG-FGA	FT-FTA	Off	Def	Tot			A	TO	Blk		
02	Adrio Bailey	f	3-7	1-1	0-0	0	3	3	4	7	0	1	1	3	21
01	Isaiah Joe	g	2-10	1-6	0-0	2	3	5	2	5	5	1	0	0	35
03	Desi Sills	g	2-8	1-6	1-1	0	4	4	2	6	1	3	0	0	34
15	Mason Jones	g	5-12	0-3	4-4	1	6	7	4	14	0	3	0	1	23
33	Jimmy Whitt Jr.	g	11-14	0-0	2-3	1	6	7	1	24	1	0	1	3	35
00	Jeantal Cylla	g	3-7	1-2	0-0	1	3	4	2	7	0	0	1	0	14
05	Jalen Harris	g	2-5	0-2	4-4	0	1	1	1	8	2	0	0	0	23
35	Reggie Chaney	g	3-3	0-0	0-0	1	1	2	4	6	2	0	3	1	15
	Team					1	2	3							
	Totals		31-66	4-20	11-12	7	29	36	20	77	11	8	6	8	200
FG % 1st Half: 15-35		42.9%	2nd half: 16-31		51.6%	Game: 31-66		47.0%	Deadball						
3FG % 1st Half: 4-14		28.6%	2nd half: 0-6		0.0%	Game: 4-20		20.0%	Rebounds						
FT % 1st Half: 5-6		83.3%	2nd half: 6-6		100.0%	Game: 11-12		91.7%	3,1						

Officials: Nathan Bemis, R.B. Clyburn, Owen Shortt
Technical fouls: South Dakota-None. Arkansas-None.
Attendance: 12581

Score by periods	1st	2nd	Total
South Dakota	24	32	56
Arkansas	39	38	77

Last FG - SD 2nd-02:11, ARK 2nd-01:14.
Largest lead - SD None, ARK by 23 2nd-03:04.
SD led for 00:00. ARK led for 39:42. Game was tied for 00:18.

Score tied - 0 times.
Lead changed - 0 times.

GAME 7		60	Northern Kentucky	28 32	60 66	
			ARKANSAS	33 33	66	
Nov. 30, 2019 • Fayetteville, Ark.						

Northern Kentucky 60 • 5-3

#	Player	Total		3-Ptr		Rebounds			PF	TP	A TO Blk			Stl	Min
		FG-FGA	FT-FTA	FG-FGA	FT-FTA	Off	Def	Tot			A	TO	Blk		
00	Silas Adheke	f	0-0	0-0	0-0	0	4	4	0	0	0	1	0	1	10
32	Dante Walton	f	10-14	4-6	6-8	1	9	10	3	30	2	5	4	4	38
05	Bryson Langdon	g	2-7	1-3	1-1	1	2	3	4	6	0	2	0	1	36
12	Trevon Faulkner	g	4-13	1-4	5-6	0	2	2	2	14	4	1	0	2	39
15	Tyler Sharpe	g	4-11	2-6	0-0	0	3	3	5	10	2	2	0	1	37
01	Adham Eleeda	g	0-4	0-4	0-0	0	5	5	2	0	1	1	0	1	25
14	Karl Harris	g	0-1	0-0	0-0	0	0	0	3	0	0	0	0	0	7
30	Bryant Mocabay	g	0-1	0-1	0-0	0	0	0	0	0	0	0	0	0	8
	Team					3	2	5							
	Totals		20-51	8-24	12-15	5	27	32	19	60	9	12	4	10	200
FG % 1st Half: 10-26		38.5%	2nd half: 10-25		40.0%	Game: 20-51		39.2%	Deadball						
3FG % 1st Half: 5-13		38.5%	2nd half: 3-11		27.3%	Game: 8-24		33.3%	Rebounds						
FT % 1st Half: 3-4		75.0%	2nd half: 9-11		81.8%	Game: 12-15		80.0%	0						

Arkansas 66 • 7-0

#	Player	Total		3-Ptr		Rebounds			PF	TP	A TO Blk			Stl	Min
		FG-FGA	FT-FTA	FG-FGA	FT-FTA	Off	Def	Tot			A	TO	Blk		
00	Jeantal Cylla	f	0-0	0-0	0-0	0	0	0	0	0	0	0	0	0	6
02	Adrio Bailey	g	1-5	0-1	2-3	1	2	3	0	4	1	3	0	1	19
01	Isaiah Joe	g	2-11	2-10	4-5	0	0	0	1	10	4	3	0	0	39
03	Desi Sills	g	7-15	0-5	3-5	0	4	4	3	17	1	2	1	2	39
33	Jimmy Whitt Jr.	g	9-15	0-0	6-7	3	6	9	4	24	2	1	0	1	38
05	Jalen Harris	g	1-4	1-2	2-2	0	4	4	1	5	5	2	0	1	35
35	Reggie Chaney	g	3-5	0-0	0-0	2	9	11	5	6	5	1	0	0	24
	Team					2	4	6							
	Totals		23-55	3-18	17-22	8	29	37	14	66	18	12	1	5	200
FG % 1st Half: 14-31		45.2%	2nd half: 9-24		37.5%	Game: 23-55		41.8%	Deadball						
3FG % 1st Half: 2-10		20.0%	2nd half: 1-8		12.5%	Game: 3-18		16.7%	Rebounds						
FT % 1st Half: 3-6		50.0%	2nd half: 14-16		87.5%	Game: 17-22		77.3%	2						

Officials: Wil Howard, Patrick Evans, Tony Greene
Technical fouls: Northern Kentucky-None. Arkansas-None.
Attendance: 14080

Score by periods	1st	2nd	Total
Northern Kentucky	28	32	60
Arkansas	33	33	66

Last FG - NKU 2nd-00:24, ARK 2nd-02:45.
Largest lead - NKU by 9 1st-15:01, ARK by 12 2nd-08:49.
NKU led for 16:16. ARK led for 22:43. Game was tied for 01:01.

Score tied - 1 time.
Lead changed - 2 times.

GAME 6		62	Arkansas	33 26	3 62	61	
			Georgia Tech	30 29	2 61		
Nov. 25, 2019 • Atlanta, Ga.							

Arkansas 62 • 6-0

#	Player	Total		3-Ptr		Rebounds			PF	TP	A TO Blk			Stl	Min
		FG-FGA	FT-FTA	FG-FGA	FT-FTA	Off	Def	Tot			A	TO	Blk		
02	Adrio Bailey	f	3-5	0-0	2-2	0	2	2	3	8	3	3	1	2	32
01	Isaiah Joe	g	4-15	3-11	2-2	0	9	9	3	13	1	1	0	6	43
03	Desi Sills	g	5-9	1-3	0-0	2	2	4	4	11	4	2	0	1	39
15	Mason Jones	g	7-13	3-8	7-10	0	7	7	4	24	3	6	0	5	39
33	Jimmy Whitt Jr.	g	3-12	0-0	0-2	0	4	4	3	6	2	0	2	0	44
00	Jeantal Cylla	g	0-2	0-2	0-0	0	1	1	2	0	0	0	0	0	8
05	Jalen Harris	g	0-2	0-1	0-0	0	0	0	1	0	1	1	0	0	8
35	Reggie Chaney	g	0-1	0-0	0-0	1	1	2	2	0	0	1	1	1	12
	Team					0	1	1							
	Totals		22-59	7-25	11-16	3	27	30	22	62	14	14	4	15	225
FG % 1st Half: 12-31		38.7%	2nd half: 9-23		39.1%	OT: 1-5		20.0%	Game: 22-59		37.3%		Deadball		
3FG % 1st Half: 5-15		33.3%	2nd half: 1-7		14.3%	OT: 1-3		33.3%	Game: 7-25		28.0%		Rebounds		
FT % 1st Half: 4-7		57.1%	2nd half: 7-8		87.5%	OT: 0-1		0.0%	Game: 11-16		68.8%		2		

Georgia Tech 6

LAST TIME AN ARKANSAS PLAYER...

• SCORING •

Scored 25 Points: 29 by Daniel Gafford vs. Alabama (03/09/19)

Scored 30 Points: 33 by Isaiah Joe vs. Texas Southern (11/19/19)

Scored 40 Points: 43 by Todd Day at LSU (01/11/92)

Scored 50 Points: 51 by Rotnei Clarke vs. Alcorn State (11/13/09)

RECORD: 51 by Rotnei Clarke vs. Alcorn State (11/13/09)

• FIELD GOALS MADE •

Made 15 Field Goals: 15 (15-21) by Rotnei Clarke vs. Alcorn State (11/13/09)

Made 20 Field Goals: 20 (2-30) by Dean Tolson vs. Texas A&M (03/02/74)

RECORD: 20 (20-30) by Dean Tolson vs. Texas A&M (03/02/74)

• FIELD GOALS ATTEMPTED •

Attempted 20 Field Goals: 20 (10-20) by Jaylen Barford vs. Georgia (01/23/18)

Attempted 25 Field Goals: 26 (9-26) by Courtney Fortson at Mississippi State (01/14/10)

RECORD: 30 (20-30) by Dean Tolson vs. Texas A&M (03/02/74)

• FIELD GOAL PERCENTAGE •

Shot 100% FG (Min. 7 att): Daniel Gafford (7-7) at Texas Tech (01/26/19)

RECORD (min 8 att): 100% 8x - Best: Darryl Saulsberry (10-10) 1975

• 3-POINTERS MADE •

Made 7 3-pointers: 7 (7-12) by Isaiah Joe vs. Missouri (01/23/19)

Made 10 3-pointers: 10 (10-13) by Isaiah Joe vs. FIU (12/01/18)

Made 11-Plus 3-pointers: 13 (13-17) by Rotnei Clarke vs. Alcorn State (11/13/09)

RECORD: 13 (13-17) by Rotnei Clarke vs. Alcorn State (11/13/09) (SEC record)

• 3-POINTERS ATTEMPTED •

Attempted 15 3-Pointers: 17 (13-17) by Rotnei Clarke vs. ETSU (11/27/09)

Attempted 20 3-Pointers: 24 (10-24) by Pat Bradley vs. North Texas (12/30/98)

RECORD: 24 (10-24) by Pat Bradley vs. North Texas (12/30/98) (SEC record)

• FREE THROWS MADE •

Made 10 Free Throws: 10 (10-12) by Daniel Gafford vs. Vanderbilt (02/05/19)

Made 15 Free Throws: 17 (17-22) by Corliss Williamson vs. Ole Miss (02/18/95)

Made 20 Plus Free Throws: 22 (22-24) by Martin Terry vs. Texas A&M (01/22/72)

RECORD: 22 (22-24) by Martin Terry vs. Texas A&M (01/22/72)

• FREE THROWS ATTEMPTED •

Attempted 15 Free Throws: 15 (7-15) by Marshawn Powell vs. Vanderbilt (03/14/13)

Attempted 20 Free Throws: 22 (17-22) by Corliss Williamson vs. Ole Miss (02/18/95)

Attempted 24 Plus Free Throws: 24 (22-24) by Martin Terry vs. Texas A&M (01/22/72)

RECORD: 24 (22-24) by Martin Terry vs. Texas A&M (01/22/72)

• FREE THROW PERCENTAGE •

Shot 100% FT (min 10 att): 14-14 by Daryl Macon vs. Texas (12/17/16)

RECORD (min. 11 att): 8x - Best: Tommy Boyer (18-18) in 1963

• REBOUNDS •

Grabbed 10-14 Rebounds: 11 by Reggie Chaney vs. Northern Kentucky (11/29/19)

Grabbed 15-20 Rebounds: 16 by Daniel Gafford vs. Alabama (03/09/19)

Grabbed 20-Plus Rebounds: 23 by Nick Davis vs. Jackson State (11/21/97)

RECORD: 23 by Nick Davis vs. Jackson State (11/21/97)

• Grabbed 10 Offensive Rebounds: 10 by Bobby Portis vs. LSU (03/07/15)

• Grabbed 10 Defensive Rebounds: 10 by Daniel Gafford vs. Alabama (03/09/19)

• ASSISTS •

Had 10 Assists: 10 by Jalen Harris at Missouri (02/12/19)

Had 15 Assists: 15 by Dontell Jefferson vs. Portland State (11/18/05)

RECORD: 15 by Dontell Jefferson vs. Portland State (11/18/05)

• STEALS •

Had 5 Steals: 5 by Isaiah Joe vs. Texas Southern (11/19/19)

Had 6-7 Steals: 6 by Isaiah Joe at Georgia Tech (11/25/19)

Had 8-9 Steals: 9 by Robert Shepard at Arizona (12/06/92)

RECORD: 9 by Robert Shepard at Arizona (12/06/92)

• BLOCKED SHOTS •

Had 5 Blocks: 5 by Adrio Bailey vs. Texas Southern (11/19/19)

Had 6-9 Blocks: 7 by Reggie Chaney at Providence (03/19/19)

Had 10 Blocks: 10 by Steven Hill vs. Texas State (12/06/05)

RECORD: 10 by Steven Hill vs. Texas St. (12/06/05) & Oliver Miller vs. Texas (02/04/90)

• TURNOVERS •

Committed 5-9 Turnovers: 6 Mason Jones/Jalen Harris vs. Austin Peay (12/03/19)

Committed 10 Plus Turnovers: 10 Courtney Fortson at South Carolina (02/21/09)

• MINUTES PLAYED •

38 Minutes: 38:35 Isaiah Joe vs. Austin Peay (12/03/19)

39 Minutes: 39:27 Isaiah Joe vs. Northern Kentucky (11/29/19)

40 Minutes (Regulation): Julysses Nobles vs. Louisville (11/17/09)

40 Minutes (OT): 43:47 Jimmy Whitt Jr. & 43:07 Isaiah Joe at GA Tech (11/25/19)

45 Plus Minutes: 47 by BJ Young vs. Auburn (01/16/13)

• MISCELLANEOUS •

Scored 20 Or More Points In Back-To-Back Games: Daniel Gafford
20 at Vanderbilt (03/06/19) and 29 vs. Alabama (03/09/19)

Scored 20 or More Points in Five-Plus Consecutive Games: (7) by Daryl Macon
20, 25, 22, 20, 22, 25, 21 (01/18/18 to 02/10/19)

Scored 20 or More Points in 10-Plus Consecutive Games: (11) by Todd Day
20, 23, 26, 26, 22, 31, 23, 21, 27, 21, 20 (12/01/90 to 01/12/91)

Scored 30 or More Points in Back-To-Back Games: Jannero Pargo
35 vs. Florida (01/26/02) and 33 at Alabama (01/30/02)

Most Points in Back-To-Back Games: 82 by Martin Terry
35 at TCU (02/20/73) and 47 vs. SMU (02/24/73)

Consecutive Free Throws Made: 48 by Ricky Medlock (20 gms; 12/21/74 to 03/04/75)
Double-Double: Pts/Rebs: Jimmy Whitt Jr. (17 & 10) Texas Southern (11/19/19)

Double-Double: Pts/Assists: Jalen Harris (11 & 10) vs. UTSA (12/15/18)

Two Players with Double-Double in Same Game: vs. UTSA (12/15/18)

Daniel Gafford (13 pts, 14 rebs) and Jalen Harris (11 pts, 10 assists)

Had 5-Plus Assists in 5-Plus Consecutive Games: (6) by Jalen Harris
11, 6, 10, 12, 7, 10 (11/21/81 thru 12/15/18)

Had 10 or More Assists in Back-to-Back Games: Jalen Harris
10 vs. FIU (12/01/18) and 12 at Colorado State (12/05/18)

Three-Plus Players with 5-Plus Assists in a Game: vs. Montana State (11/21/18)
Jalen Harris (11), Isaiah Joe (5) and Desi Sills (5)

Had 5 or More Steals in Back-to-Back Games: Ronnie Brewer
5 vs. Western Illinois (01/01/06) and 5 vs. Mississippi State (01/07/06)

LAST TIME AN OPPONENT PLAYER...

• SCORING •

Scored 25 Points: 29 by Tyler Herro at Kentucky (02/26/19)

Scored 30 Points: 30 by Dantez Walton vs. Northern Kentucky (11/29/19)

Scored 40 Points: 45 by Jodie Meeks vs. Kentucky (02/14/09)

Scored 50 Points: 56 by Oscar Robertson vs. Cincinnati (03/15/58) **(on record)**

• FIELD GOALS MADE •

Made 15 Field Goals: 17 (17-24) by Jodie Meeks vs. Kentucky (02/14/09)

Made 20 Field Goals: 21 by Oscar Robertson vs. Cincinnati (03/15/58) **(on record)**

• FIELD GOALS ATTEMPTED •

Attempted 20 Field Goals: 20 (10-20) by Tyler Hall vs. Montana State (11/21/18)

Attempted 25 Field Goals: 28 (11-28) by Devan Downey vs. South Carolina (02/17/10)

• FIELD GOAL PERCENTAGE •

Shot 100% FG (Min. 7 att): Adam Wing (8-8) vs. Evansville (12/08/15)

• 3-POINTERS MADE •

Made 7 3-pointers: 7 (7-15) by Tyler Hall vs. Montana State (11/21/18)

Made 10 3-pointers: 10 (10-19) by Lance Weems at Auburn (01/06/96)

• 3-POINTERS ATTEMPTED •

Attempted 15 3-pointers: 15 (7-15) by Tyler Hall vs. Montana State (11/21/18)

Attempted 20 3-pointers: 22 (5-22) by Jeff Fryer vs. Loyola Marymount (03/16/89)

• FREE THROWS MADE •

Made 10 Free Throws: 11 (11-12) by Kevan Allen vs. Florida (01/09/19)

Made 15 Free Throws: 17 (17-19) by Mike Boynton vs. South Carolina (03/11/04)

• FREE THROWS ATTEMPTED •

Attempted 15 Free Throws: 17 (11-17) by Tyler Davis vs. Texas A&M (02/17/18)

Attempted 20 Free Throws: 24 (18-24) by Frank Williams vs. Illinois (12/08/01)

• FREE THROW PERCENTAGE •

Shot 100% FT (min 10 att): 14-14 by Grant Williams at Tennessee (01/15/19)

• REBOUNDS •

Grabbed 10-14 Rebounds: 10 by Dantez Walton vs. Northern Kentucky (11/29/19)

Grabbed 15-19 Rebounds: 15 by Nick Richards at Kentucky (02/26/19)

Grabbed 20 Rebounds: 20 by Antonio McDyeys vs. Alabama (03/11/95)

• Grabbed 10 Offensive Rebounds: 11 by Tyler Davis at Texas A&M (01/30/18)

• Grabbed 10 Defensive Rebounds: 10 by Nick Richards (10) at Kentucky (02/26/19)

• ASSISTS •

Had 10 Assists: 11 by Tremont Waters vs. LSU (01/12/19)

Had 13 Assists: 13 by Chuck Evans at Mississippi State (01/27/93) **(on record)**

• STEALS •

Had 5 Steals: 6 by Alpha Diallo at Providence (03/19/19)

Had 8 Steals: 8 by Terry Conerway vs. Texas State (12/21/02)

• BLOCKED SHOTS •

Had 5 Blocks: 5 by James Banks III vs. Georgia Tech (12/19/18)

Had 6-9 Blocks: 7 by Stefan Moody at Ole Miss (02/13/16)

Had 10 Plus Blocks: 10 by P.J. Roberson vs. Grambling State (11/26/11)

• TURNOVERS •

Committed 5-9 Turnovers: 5 Jordyn Adams (12/03/19)

Committed 10 Plus Turnovers: 12 Devin Gibson vs. UTSA (12/12/07)

LAST TIME ARKANSAS HIGHS...

• SCORING •

Scored 100 Points: 104 vs. Oral Roberts (12/19/17)
 Scored 120-Plus Points: 121 vs. FIU (12/01/18)
 Scored 50 Points in 1st Half: 58 vs. FIU (12/01/18)
Scored 50 Points in 2nd Half: 52 vs Rice (11/05/19)
 Scored 60 or More Points in a Half: 63 (2nd) vs. FIU (12/01/18)
 Scored 70 or More Points in a Half: 71 (1st) vs. Alcorn (11/13/09)
 Scored 80 or More Points in a Half: 88 (2nd) vs. U.S. International (12/09/89)

• FIELD GOALS MADE •

Made 30 Field Goals: 31 (31-66) vs South Dakota (11/22/19)
 Made 40 Field Goals: 42 (42-69) vs. FIU (12/01/18)
 Made 50 Field Goals: 57 (57-99) vs. Troy (12/10/96)
RECORD: 68 (68-101) vs. U.S. International (12/09/89)

• FIELD GOALS ATTEMPTED •

Attempted 70 Field Goals: 71 (31-71) vs Texas Southern (11/19/19)
 Attempted 80 Field Goals: 83 (34-83) vs. Iona (11/30/14)
 Attempted 90 Field Goals: 99 (57-99) vs. Troy (12/10/96)
 Attempted 100 Field Goals: 101 (68-101) vs. US International (12/09/89)
RECORD: 101 (68-101) vs. U.S. International (12/09/89)

• FIELD GOALS PERCENTAGE •

Shot 60% FG: 60.9 (42-69) vs. FIU (12/01/18)
 Shot 70% or Better FG: 72.7 (32-44) vs. Alabama State (12/21/83)
RECORD: 79.4 (27-34) vs. Texas Tech (1979)

• 3-POINTERS MADE •

Made 15 3-pointers: 16 (16-24) vs. Mississippi State (01/09/16)
 Made 20 3-pointers: 21 (21-37) vs. Troy (12/10/96)
RECORD: 21 (21-37) vs. Troy (12/10/96)

• 3-POINTERS ATTEMPTED •

Attempted 25 3-pointers: 26 (6-26) vs Texas Southern (11/19/19)
 Attempted 30 3-pointers: 33 (10-33) at Texas A&M (01/05/19)
 Attempted 35 3-pointers: 35 (11-35) vs. Montana State (11/21/18)
RECORD: 54 (19-54) vs. North Texas (12/30/98)

• 3-POINT PERCENTAGE •

Shot 50% 3PT FG (min. 15 att): 50.0 (9-18) vs. Ole Miss (03/02/19)
 Shot 60% or Better 3PT FG (min. 15 att): 61.1 (11-18) at Vanderbilt (03/06/19)
RECORD (min. 15 att): 66.7 (16-24) vs. Mississippi State (01/09/16)

• FREE THROWS MADE •

Made 20 Free Throws: 20 (20-26) vs Montana (11/16/19)
 Made 30 Free Throws: 34 (34-46) vs. UT Arlington (11/23/18)
 Made 40 Free Throws: 41 (41-49) at Kentucky (01/25/92)
RECORD: 48 (48-53) vs. Ole Miss (01/17/04)

• FREE THROW ATTEMPTS •

Attempted 40 Free Throws: 46 (34-46) vs. UT Arlington (11/23/18)
 Attempted 50 Free Throws: 53 (35-53) vs. Northeastern Illinois (11/16/97)
 Attempted 60 Free Throws: 65 vs. TCU (1955)
RECORD: 65 vs. TCU (1955)

• FREE THROW PERCENTAGE •

Shot 80% FT (min. 10 att): .833 (20-24) vs North Texas (11/12/19)
 Shot 90% or Better FT (min. 10 att): 93.5 (39-31) vs. Texas (12/17/16)
RECORD (min 10 att): 100 3x - Best 16-16 at Kentucky (02/27/14)

• REBOUNDS •

Grabbed 40 Rebounds: 45 vs Rice (11/05/19)
 Grabbed 50 Rebounds: 50 vs. FIU (12/01/18)
 Grabbed 55-Plus Rebounds: 55 vs. Utah Valley (01/03/15)
RECORD: 77 vs. Jackson State (01/22/02)

• ASSISTS •

Had 25 Assists: 29 vs. Montana State (11/21/18)
 Had 30 Assists: 32 vs. Jackson State (11/22/96)
 Had 40 Assists: 40 vs. Troy (12/10/96)
RECORD: 47 vs. U.S. International (12/09/89)

• STEALS •

Had 15 Steals: 15 at Georgia Tech (11/25/19)
 Had 20 Steals: 24 vs. Maryland-Eastern Shore (01/02/01)
 Had 25 Steals: 26 vs. Louisiana-Monroe (11/25/00)
RECORD: 26 vs. Louisiana-Monroe (11/25/00)

• BLOCKED SHOTS •

Had 10 Blocks: 10 vs Texas Southern (11/19/19)
 Had 13 Blocks: 14 vs. Georgia (01/29/19)
 Had 15 Blocks: 15 vs. South Alabama (12/30/91)
RECORD: 18 vs. Missouri (12/05/95)

• MOST TURNOVERS •

Had 20 Turnovers: 20 vs Austin Peay (12/03/19)
 Had 25 Turnovers: 25 at South Carolina (02/21/09)
 Had 30 Turnovers: 32 vs. Providence (11/16/07)
RECORD: 32 vs. Providence (11/16/07)

• FOULS •

Committed 20 Fouls: 21 vs Austin Peay (12/03/19)
 Committed 25 Fouls: 29 at LSU (02/02/19)
 Committed 30 Fouls: 31 at Kentucky (01/07/17)
RECORD: 38 vs. Missouri (12/04/61)

LAST TIME ARKANSAS LOWS...

• SCORING •

Held to 40-45 Points: 43 at Florida (01/22/11)
 Held to 46-49 Points: 46 at Mississippi State (02/09/16)
 Held to 50-55 Points: 50 vs. Florida (03/14/19)
 Held to 56-59 Points: 56 at Auburn (02/20/19)
 Held to 19 Points or Less in a Half: 18 (1st half) vs. Vanderbilt (02/07/17)

• FIELD GOALS •

Held to Below 20 Field Goals Made: 17 (17-46) vs. Florida (03/14/19)

• FIELD GOAL PERCENTAGE •

Held to 20-29% FG: 27.9 (17-61) vs. South Carolina (02/03/15)
 Held to 30-35% FG: .300 (15-50) vs. Florida (01/09/19)

• 3-POINTERS •

Did not Make a 3-pointer: 0 (0-2) at Texas (01/07/89)
 Held to 1-4 3-PT FG Made: 4 (4-16) vs. Florida (03/11/19)
Held to 5-10 3-PT FG Made: 3 (3-18) vs Northern Kentucky (11/29/19)
 Attempted Single-Digit 3-pointers: 8 (3-8) at LSU (02/03/18)

• 3-POINT PERCENTAGE •

Shot 10% or Worse 3PT FG: 10.0 (1-10) at Mississippi State (02/09/16)
Shot 11-19% 3PT FG: 16.7 (3-18) vs Northern Kentucky (11/29/19)

• FREE THROWS •

Made Single Digit Free Throws: 7 (7-11) at LSU (02/02/19)
 Attempted Single Digit Free Throws: 9 (7-9) vs. Georgia Tech (12/19/18)

• FREE THROW PERCENTAGE •

Shot 40-49% FT: 40.0 (6-15) at Florida (01/17/18)
 Shot Below 40% FT: 26.7 (4-15) at Texas A&M (01/09/13)

• REBOUNDING •

Had 19 or Fewer Rebounds: 19 at Missouri (03/05/13)
Had 20-25 Rebounds: 24 vs North Texas (11/12/19)

• ASSISTS •

Held to Single Digit Assists: 9 vs Montana (11/16/19)

• STEALS •

Had No Steals: *None on record*
 Had 1 Steal: 1 vs. Florida (03/09/18)
 Had 2-4 Steals: 3 at Texas A&M (01/05/19)

• BLOCKED SHOTS •

Had No Blocked Shots: 0 vs. Missouri (1/23/19)

• FEWEST TURNOVERS •

Had 1-4 Turnovers: 4 vs. Georgia (01/29/19)
Had 5-10 Turnovers: 8 vs South Dakota (11/22/19)

• FOULS •

Had Single Digit Fouls: 9 vs. LSU (02/17/07)

ARKANSAS MISCELLANEOUS...

Played in an OT game:	11/25/19 at Georgia Tech	W, 62-61 (OT)
Played in a 2OT game:	01/23/18 at Georgia	W, 80-77 (2 OT)
Played in a 3OT game:	02/09/80 vs. Houston	L, 90-84 (3 OT)
Beat AP team ranked 21-25:	03/09/18 vs. #23 Florida (SEC)	W, 80-72
Beat AP team ranked 16-20:	02/02/19 at #19 LSU	W, 90-89
Beat AP team ranked 11-15:	02/27/18 vs. #14 Auburn	W, 91-82
Beat AP team ranked 6-9:	12/30/17 vs. #9 Tennessee	W, 95-93 (OT)
Beat AP team ranked 2-5:	01/27/16 vs. #5 Texas A&M	W, 74-71
Beat AP team ranked #1:	02/12/84 vs. #1 North Carolina (PB)	W, 65-64
Beat AP Top 25 team on road:	02/02/19 at #19 LSU	W, 90-89
Beat AP Top 10 team on road:	02/09/94 at #4 Kentucky	W, 90-82

LAST TIME AN OPPONENT HIGHS...

• SCORING •

Scored 100 Points: 106 at Tennessee (01/15/19)
 Scored 110 Points: 117 at Ole Miss (12/10/73)
 Scored 50 Points in 1st Half: 55 at Tennessee (01/15/19)
 Scored 50 Points in 2nd Half: 51 at Tennessee (01/15/19)
 Scored 60 or More Points in a Half: 60 (1st half) vs. Alabama (02/28/96)

• FIELD GOALS MADE •

Made 30 Field Goals: 31 (31-64) by Ole Miss (01/19/19)
 Made 40 Field Goals: 40 (40-68) by Texas (01/05/10)
 Made 45 Field Goals: 45 (45-80) vs. Pittsburgh (12/29/86)

• FIELD GOALS ATTEMPTED •

Attempted 70 Field Goals: 71 (32-71) by Tennessee (12/30/17)
 Attempted 80 Field Goals: 83 (31-83) by FIU (12/01/18)

• FIELD GOAL PERCENTAGE •

Shot 60% FG: 61.1 (15-23) vs. Auburn (02/17/16)
 Shot 65% FG: 67.7 (4-65) vs. North Carolina (03/23/08)
 Shot 69% FG: 69.8 (37-53) at Auburn (01/14/95)

• 3-POINTERS MADE •

Made 15 3-pointers: 15 (15-30) at LSU (02/03/18)
 Made 17 3-pointers: 17 (17-33) at Auburn (02/20/19)

• 3-POINTERS ATTEMPTED •

Attempted 25 3-pointers: 25 (2-25) vs Rice (11/05/19)
 Attempted 30 3-pointers: 33 (17-33) at Auburn (02/20/19)
 Attempted 35 3-pointers: 37 (6-37) by FIU (12/01/18)

• 3-POINT PERCENTAGE •

Shot 50% 3PT FG (min 15 att): 51.5 (17-33) at Auburn (02/20/19)
 Shot 60% or Better 3PT FG (min 15 att): 62.7 (10-15) at South Carolina (02/09/19)

• FREE THROWS •

Made 20 Free Throws: 26 (26-28) vs. Georgia (03/04/17)
 Made 30 Free Throws: 32 (32-38) at LSU (02/02/19)
 Made 40 Free Throws: 40 (40-50) vs. UMass (11/25/94)

• FREE THROW ATTEMPTS •

Attempted 35 Free Throws: 38 (32-38) at LSU (02/02/19)
 Attempted 40 Free Throws: 40 (24-40) at Mississippi State (01/02/18)
 Attempted 50 Free Throws: 50 (39-50) vs. South Carolina (03/11/04)

• FREE THROW PERCENTAGE •

Shot 80% FT (min. 10 att): .882 (15-17) at Ole Miss (01/19/19)
 Shot 90% or Better FT (min. 10 att): 91.2 (31-34) vs. Auburn (02/27/18)

• REBOUNDING •

Grabbed 40 Rebounds: 45 at Georgia Tech (11/25/19)
 Grabbed 50 Rebounds: 50 at LSU (02/11/17)
 Grabbed 55-Plus Rebounds: 56 vs. Georgia (01/29/19)

• ASSISTS •

Had 25 Assists: 25 vs. Louisville (11/17/09)
 Had 30 Assists: 30 at UAB (01/27/90)

• STEALS •

Had 15 Steals: 15 at LSU (02/24/10)
 Had 18 Steals: 18 vs. Alcorn State (12/02/95)

• BLOCKED SHOTS •

Had 10 Blocks: 10 at Tennessee (01/22/14)
 Had 13 Blocks: 13 at Mississippi State (01/14/10)

• MOST TURNOVERS •

Had 20 Turnovers: 21 vs Austin Peay (12/03/19)
 Had 25 Turnovers: 27 vs Rice (11/05/19)
 Had 30 Turnovers: 30 vs. Louisiana-Monroe (12/31/04)

• FOULS •

Committed 10-14 Fouls: 14 vs Northern Kentucky (11/29/19)
 Committed 15-19 Fouls: 16 at Georgia Tech (11/25/19)
 Committed 20-29 Fouls: 21 vs Austin Peay (12/03/19)
 Committed 30-44 Fouls: 34 vs. UT Arlington (11/23/18)
 Committed 45 Fouls: 36 vs. Centenary (12/04/82)

LAST TIME AN OPPONENT LOWS

• SCORING •

Held to 30-39 Points: 33 vs. Vanderbilt (01/12/13)
 Held to 40-45 Points: 43 vs North Texas (11/12/19)
 Held to 46-49 Points: 46 vs Montana (11/16/19)
 Held to 50-55 Points: 51 vs Texas Southern (11/19/19)
 Held to 56-59 Points: 56 vs South Dakota (11/22/19)
 Held to 19 Points or Less in a Half: 11 vs. Vanderbilt (01/12/13)

• FIELD GOAL PERCENTAGE •

Held to 21% or Worse FG: 20.97 (13-62) vs. Jackson State (11/22/02)
 Held to 20-29% FG: 28.6 (16-56) vs Rice (11/05/19)
 Held to 30-35% FG: 34.5 (19-55) vs Texas Southern (11/19/19)

• 3-POINTERS •

Did not Make a 3-pointer: 0 (0-10) by Mississippi State (02/07/15)
 Held to 1-4 3-PT FG Made: 2 (2-11) at Georgia Tech (11/25/19)
 Held to 5-10 3-PT FG Made: 6 (6-27) at Vanderbilt (03/06/19)

• 3-POINT PERCENTAGE •

Shot 10% or Worse 3PT FG: 8.0 (2-25) vs Rice (11/05/19)
 Shot 11-19% 3PT FG: 18.2 (2-11) at Georgia Tech (11/25/19)

• FREE THROWS •

Made 1-5 Free Throws: 3 (3-7) vs. Oral Roberts (12/19/17)
 Made 6-9 Free Throws: 9 (9-14) vs South Dakota (11/22/19)

• FREE THROW ATTEMPTS •

Attempted Single Digit Free Throws: 7 (3-7) vs. Oral Roberts (12/19/17)

• FREE THROW PERCENTAGE •

Shot 40-49% FT: 47.4 (9-19) vs. Auburn (02/17/16)
 Shot Below 40% FT: 38.1 (8-21) vs. Texas State (12/22/18)

• REBOUNDING •

Had 19 or Fewer Rebounds: 19 vs. Missouri-Kansas City (12/02/06)
 Had 20-25 Rebounds: 25 at Texas Tech (01/26/19)

• ASSISTS •

Held to Single Digit Assists: 8 vs Austin Peay (12/03/19)

• STEALS •

Had No Steals: 0 by North Texas (01/03/04)
 Had 1 Steal: 1 at Florida (01/17/18)
 Had 2-4 Steals: 4 vs Austin Peay (12/03/19)

• BLOCKED SHOTS •

Had No Blocked Shots: 0 vs Austin Peay (12/03/19)

• FEWEST TURNOVERS •

Had Single Digit Turnovers: 9 at Providence (03/19/19)

• FOULS •

Had Single Digit Fouls: 8 at Michigan (12/08/12)

RAZORBACK SPEED CHART



JEANTAL CYLLA

0 F • Gr.Sr. • 6-7 • 215
Lake Worth, Fla.



Played 2 yrs at FAU and 1 at UNCW ... B.A. in Communication Studies from UNCW in May '19 ... Pursuing M.Ed. in Adult & Lifelong Learning ... Member of Haitian National Team ... 3 career double-doubles ... Scored his 1,000th career point vs South Dakota ... Got 1st start with Arkansas vs Northern Kentucky

Year	GP	GS	Min
2019-20	8	1	98
CAREER	104	87	2558

CAREER HIGHS

PTS: 25 at UTEP (01/12/16)
REB: 10 (2x) last at Mercer (12/21/18)
AST: 3 vs UNC Greensboro (11/13/18)
STL: 4 vs Webber (12/21/16)
BLK: 2 (6x) last vs JMU (02/02/19)



ISAIAH JOE

1 G • So. • 6-5 • 180
Fort Smith, Ark.

Jerry West Shooting Guard of the Year Watch List and Preseason 2nd Team All-SEC ... Has made a 3-pointer in 23 straight games and 40 of 42 for career ... Only needs 15 treys to enter Arkansas' career top 10 ... Led the team in assists 3x this season and had 5+ rebs 5x ... Had career-high 7 assists vs Rice ... Scored 33 points and had five steals vs TX SOU ... Career-high 6 steals at GT ... Led team in taking 27 charges last season and has team-best 8 this year.

Year	GP	GS	Min	Avg	FG	FGA	Pct	3FG	3FGA	Pct	FT	FTA	Pct	Off	Def	Tot	Avg	PF	FO	Ast	TO	Blk	Stl	Pts	Avg
2019-20	8	8	300	37.5	38	110	.345	25	76	.329	25	30	.833	7	30	37	4.6	11	0	23	17	1	16	126	15.8
CAREER	42	42	1324	31.5	186	468	.397	138	349	.395	87	112	.777	28	103	131	3.1	75	0	81	59	6	67	597	14.2

CAREER HIGHS

PTS: 34 vs FIU (12/01/18)
REB: 9 at Georgia Tech (11/25/19)
AST: 7 vs Rice (11/05/19)
STL: 6 (2x) last at Ga Tech (11/25/19)
BLK: 2 vs Ole Miss (03/02/19)



ADRIO BAILEY

2 F • Sr. • 6-6 • 222
Clarence, La.

2019 SEC Community Service Team ... Represents Arkansas on the SEC Men's Basketball Leadership Council and member of Arkansas SAAC ... Leads team w/ 40 deflections ... In each of the first seven games, set or tied a career high in five ... Posted 1st career double-double w/ 12 pts & career-high 11 rebs vs Montana ... Shot 56.9 FT% thru 1st 3 years but shooting 69.2% this year, including two to seal NKU win.

Year	GP	GS	Min	Avg	FG	FGA	Pct	3FG	3FGA	Pct	FT	FTA	Pct	Off	Def	Tot	Avg	PF	FO	Ast	TO	Blk	Stl	Pts	Avg
2019-20	8	8	187	23.4	21	42	.500	2	6	.333	11	15	.733	1	28	29	4.9	20	0	11	12	12	16	55	6.9
CAREER	100	52	1460	14.6	172	350	.491	4	18	.222	73	124	.589	80	174	254	2.5	197	3	60	68	67	70	421	4.2

CAREER HIGHS

PTS: 20 vs UC Davis (11/12/18)
REB: 11 vs Montana (11/16/19)
AST: 3 (4x) last at Ga Tech (11/25/19)
STL: 4 vs North Texas (11/12/19)
BLK: 5 (2x) last vs TX Southern (11/19/19)



DESI SILLS

3 G • So. • 6-1 • 196
Jonesboro, Ark.

Although he did not have enough attempts to qualify for NCAA/SEC, led the team in 3PT% (.460) last season ... Scored in double figures in 3 of last 5, including 17 vs NKU ... Pulled down career-high six rebs vs North Texas ... Snapped an 0-for-17 spell from 3-point range vs South Dakota ... Made two clutch 3's inside the final 3 minutes vs Austin Peay.

Year	GP	GS	Min	Avg	FG	FGA	Pct	3FG	3FGA	Pct	FT	FTA	Pct	Off	Def	Tot	Avg	PF	FO	Ast	TO	Blk	Stl	Pts	Avg
2019-20	8	8	244	30.5	30	77	.390	4	35	.114	10	15	.667	5	20	25	3.1	24	0	12	17	2	10	74	9.3
CAREER	42	16	820	19.5	85	202	.421	33	98	.337	50	72	.694	17	51	68	1.6	92	2	70	70	2	31	253	6.0

CAREER HIGHS

PTS: 18 at Indiana (03/23/19)
REB: 6 vs North Texas (11/12/19)
AST: 6 vs FIU (12/01/18)
STL: 3 vs Ole Miss (03/02/19)
BLK: 1 (2x) last vs Northern Ky (11/25/19)



JALEN HARRIS

5 G • Jr. • 6-2 • 172
Wilson, N.C.

2 career double-doubles ... Has five games with double-digit assists and 20 with at least 5 ... Has 20 games as Razorback with 1 or fewer TO (10 with zero) ... Tied career-high with 4 steals vs Montana ... Led team with five assists vs TX Southern and Northern Ky ... Has made 10 consecutive FT

Year	GP	GS	Min	Avg	FG	FGA	Pct	3FG	3FGA	Pct	FT	FTA	Pct	Off	Def	Tot	Avg	PF	FO	Ast	TO	Blk	Stl	Pts	Avg
2019-20	8	0	187	23.4	10	26	.385	6	17	.353	12	14	.857	2	17	19	2.4	17	0	18	15	3	9	38	4.8
CAREER	73	50	1872	25.6	142	382	.372	21	113	.186	132	184	.717	22	151	173	2.4	156	1	279	121	12	72	437	6.0

CAREER HIGHS

PTS: 17 at South Carolina (02/09/19)
REB: 9 vs Nevada (01/07/17)
AST: 12 at Colorado State (12/05/18)
STL: 4 (2x) last vs Montana (11/16/19)
BLK: 2 vs Georgia (01/29/19)



TY STEVENS

12 G • Jr. • 6-2 • 180
Republic, Mo.

A 2nd-year walk-on ... Saw action in season opener vs Rice and versus Texas Southern ... Played in two games in his first year, making an old-fashion, 3-point play at Vandy.

Year	GP	GS	Min	Avg	FG	FGA	Pct	3FG	3FGA	Pct	FT	FTA	Pct	Off	Def	Tot	Avg	PF	FO	Ast	TO	Blk	Stl	Pts	Avg
2019-20	2	0	2	1.0	0	1	.000	0	0	.000	0	1	.000	0	0	0	0.0	0	0	0	0	0	0	0	0.0
CAREER	4	0	4	1.0	1	2	.500	0	0	.000	1	2	.500	0	0	0	0.0	0	0	0	0	0	0	3	0.8

CAREER HIGHS

PTS: 3 at Vanderbilt (03/06/19)
REB: --
AST: --
STL: --
BLK: --



EMEKE OBUKWELU

13 F • Jr. • 6-8 • 222
Plano, Texas

A 2nd-year walk-on who sat out last season as a transfer from DII Texas-Tyler ... Grabbed three rebounds in one minute of action in season opener vs Rice.

Year	GP	GS	Min	Avg	FG	FGA	Pct	3FG	3FGA	Pct	FT	FTA	Pct	Off	Def	Tot	Avg	PF	FO	Ast	TO	Blk	Stl	Pts	Avg
2019-20	1	0	1	1.0	0	0	.000	0	0	.000	0	0	.000	1	2	3	3.0	0	0	0	0	0	0	0	0.0
CAREER	53	41	1214	22.9	306	466	.657	0	2	.000	76	132	.576	89	215	304	5.7	158	6	63	79	13	10	688	13.0

CAREER HIGHS

PTS: 43 vs Rhodes (12/03/17)
REB: 20 vs Rhodes (12/03/17)
AST: 4 at Rust (01/19/17)
STL: 2 (2x) last at Louisiana Col (02/17/18)
BLK: 4 vs Belhaven (01/13/18)



MASON JONES

15 G • Jr. • 6-5 • 200
Desoto, Texas

Has 3 career 30-point games (**32 vs Rice**, 30 vs Fla, 30 vs Miss State) ... Has led the team in scoring 14 times in career (team is 11-3) ... **SEC Player of the Week**: 32 points, 7 rebs and 5 steals in win over Rice ... Made his first 27 FT this season - and 36 consecutive dating back to last season - before missing his 1st attempt at GT ... Led the team in scoring, assists, steals and blocks vs Montana.

Year	GP	GS	Min	Avg	FG	FGA	Pct	3FG	3FGA	Pct	FT	FTA	Pct	Off	Def	Tot	Avg	PF	FO	Ast	TO	Blk	Stl	Pts	Avg
2019-20	7	7	216	30.9	38	74	.514	11	35	.314	40	43	.930	7	31	38	5.4	18	0	15	25	3	16	127	18.1
CAREER	41	33	1212	29.6	174	411	.423	87	243	.358	155	186	.833	25	145	170	4.1	95	2	111	86	8	47	590	14.4

CAREER HIGHS

PTS: 32 vs Rice (11/05/19)
REB: 10 vs FIU (12/01/18)
AST: 7 vs Indiana (11/18/18)
STL: 5 (2x) last at Ga Tech (11/25/19)
BLK: 2 (7x) last vs TX Southern (11/19/19)



ETHAN HENDERSON

24 F • So. • 6-8 • 210
Little Rock, Ark.

Threw down a dunk and blocked a shot in season opener vs Rice ... Had a put-back, two rebounds and a blocked shot vs Texas Southern ... Provided big spark in 9-0 run versus Austin Peay with a dunk, three rebounds (finished with four boards) and 3 blocked shots.

Year	GP	GS	Min	Avg	FG	FGA	Pct	3FG	3FGA	Pct	FT	FTA	Pct	Off	Def	Tot	Avg	PF	FO	Ast	TO	Blk	Stl	Pts	Avg
2019-20	3	0	27	9.0	3	3	1.000	0	0	.000	0	0	.000	1	8	9	3.0	6	0	0	2	5	1	6	2.0
CAREER	15	0	78	5.2	8	13	.615	0	0	.000	1	3	.333	4	17	21	1.4	12	0	1	5	7	4	17	1.1

CAREER HIGHS

PTS: 6 at Providence (03/19/19)
REB: 5 at Providence (03/19/19)
AST: --
STL: 2 at Tennessee (01/15/19)
BLK: 3 vs Austin Peay (12/03/19)



JIMMY WHITT JR.

33 G • Gr.Sr. • 6-3 • 175
Columbia, Mo.



Played at Arkansas as FR, transferred to SMU, returned to Hogs for final year ... B.S. in Sport Management from SMU in May '19 ... Pursuing M.Ed. in Adult & Lifelong Learning ... Coach Muss: "may be the best rebounding point guard in the nation" ... 6 career Double-Doubles with 1 Triple-Double ... Double-double vs TX SOU (17 pts / 11 rebs) ... Tied career high w/ 24 pts vs S. Dakota and NKU ... Got 1,000th career point vs NKU.

Year	GP	GS	Min	Avg	FG	FGA	Pct	3FG	3FGA	Pct	FT	FTA	Pct	Off	Def	Tot	Avg	PF	FO	Ast	TO	Blk	Stl	Pts	Avg
2019-20	8	8	279	34.9	50	93	.538	0	0	.000	17	25	.680	11	33	44	5.5	16	0	16	10	5	10	117	14.6
CAREER	103	81	2980	28.9	427	906	.471	16	65	.246	157	248	.633	134	327	461	4.5	229	2	284	139	40	133	1027	10.0

CAREER HIGHS

PTS: 24 (3x) last vs Northern Ky (11/30/19)
REB: 13 (2x) last vs Bradley (11/20/18)
AST: 10 vs McNeese State (11/29/18)
STL: 5 (3x) last vs Memphis (02/14/18)
BLK: 3 (2x) last at Memphis (01/19/19)



REGGIE CHANEY

35 F • So. • 6-8 • 222
Tulsa, Okla.

Missed the first three games ... Tied career high with four steals in his debut (TX SOU) ... Had three dunks and three steals vs South Dakota ... Had career highs in rebounds (11) and assists (5) vs Northern Kentucky ... Has a blocked shot in 27 of his 38 career games, including 7 with at least 3 rejections.

Year	GP	GS	Min	Avg	FG	FGA	Pct	3FG	3FGA	Pct	FT	FTA	Pct	Off	Def	Tot	Avg	PF	FO	Ast	TO	Blk	Stl	Pts	Avg
2019-20	5	0	84	16.8	9	13	.692	0	0	.000	0	2	.000	5	14	19	3.8	14	1	8	4	5	8	18	3.6
CAREER	39	2	639	16.4	92	163	.564	0	0	.000	17	35	.486	45	92	137	3.5	96	3	33	50	51	29	201	5.2

CAREER HIGHS

PTS: 14 at Providence (03/19/19)
REB: 11 vs Northern Kentucky (11/30/19)
AST: 5 vs Northern Kentucky (11/30/19)
STL: 4 (3x) last vs TX Southern (11/19/19)
BLK: 7 at Providence (03/19/19)



ERIC MUSSELMAN

University of Arkansas Head Coach
San Diego, 1987
As Arkansas Head Coach: 8-0 (1st yr)
As Collegiate Head Coach: 118-34 (5th yr)
As Pro Head Coach: 503-291 (14 seasons)

In 18 seasons as a head coach, finished 1st in his conf./division 13 times ... In 14 seasons as a pro head coach, led league in wins 7x (2nd-most wins 3x) ... In 4 years in college, won 3 conf. titles, played in 3 NCAA tournaments and won CBI championship ... Only needed 130 games as collegiate head coach to record 100 wins ... First coach in pro basketball history to win 100 games by the age of 28 ... In seven years as head coach in CBA, a league-best 24 of his players were called up to the NBA and he coached five All-Star games.

