



@WKUBasketball WKUBasketball

@wkubasketball WKUSports

WKUSports.com

## ARKANSAS (8-0) AT WKU (6-3)

Saturday, Dec. 7 | 6:30 p.m. (CT) | Bowling Green, Ky.  
E.A. Diddle Arena (7,523)

**LISTEN** Hilltopper Sports Network, TuneIn  
• Randy Lee (pxp), Hal Schmitt (analysis)  
**WATCH** CBS Sports Network  
• Ben Holden (pxp), Mike O'Donnell (analysis)

### NOVEMBER (6-3)

|    |                        |           |
|----|------------------------|-----------|
| 2  | Kentucky State (EXH)   | W, 85-45  |
| 5  | Tennessee Tech         | W, 76-64  |
| 9  | Austin Peay            | W, 97-75  |
| 15 | at Eastern Kentucky    | W, 79-71  |
| 18 | Campbellsville         | W, 109-66 |
| 22 | (1) vs. Bowling Green  | L, 77-75  |
| 23 | (1) vs. Illinois State | W, 83-69  |
| 25 | (1) Fordham            | W, 69-64  |
| 29 | (2) vs. #2 Louisville  | L, 71-54  |

### DECEMBER (0-1)

|    |                             |                     |
|----|-----------------------------|---------------------|
| 3  | at Wright State             | L, 76-74            |
| 7  | <b>Arkansas</b>             | <b>6:30 p.m. CT</b> |
| 17 | (3) Kentucky Wesleyan (EXH) | 7 p.m. CT           |
| 21 | at Rhode Island             | 1 p.m. CT           |
| 28 | Belmont                     | 6:30 p.m. CT        |

### JANUARY (0-0)

|    |                      |              |
|----|----------------------|--------------|
| 2  | North Texas*         | 6 p.m. CT    |
| 4  | Rice*                | 4 p.m. CT    |
| 9  | at UAB*              | 7 p.m. CT    |
| 11 | at Middle Tennessee* | 5 p.m. CT    |
| 16 | Old Dominion*        | 7 p.m. CT    |
| 18 | Charlotte*           | 4 p.m. CT    |
| 22 | at Marshall*         | 7 p.m. CT    |
| 25 | Marshall*            | 6:30 p.m. CT |
| 30 | at Florida Atlantic* | 6 p.m. CT    |

### FEBRUARY (0-0)

|    |                       |              |
|----|-----------------------|--------------|
| 1  | at FIU*               | 11 a.m. CT   |
| 6  | Louisiana Tech*       | 8 p.m. CT    |
| 8  | Southern Miss*        | 6:30 p.m. CT |
| 13 | at UTEP*              | 8 p.m. CT    |
| 15 | at UTSA*              | 3 p.m. CT    |
| 22 | Potential Bonus Play* |              |
| 27 | Potential Bonus Play* |              |

### MARCH (0-0)

|       |                       |  |
|-------|-----------------------|--|
| 1     | Potential Bonus Play* |  |
| 4     | Potential Bonus Play* |  |
| 7     | Potential Bonus Play* |  |
| 11-14 | (4) C-USA Tournament  |  |

(\*) Conference USA Game

(1) U.S. Virgin Islands Paradise Jam (U.S. Virgin Islands)

(2) Bridgestone Arena (Nashville, Tenn.)

(3) 37th Annual BB&T Classic (Bowling Green, Ky.)

(4) Conference USA Tournament (Frisco, Texas)

# WESTERN KENTUCKY

## BASKETBALL

### 2019-20 GAME NOTES

**MEDIA CONTACT:** Zach Greenwell, Associate AD of Communications • zachary.greenwell@wku.edu • (270) 668-4716

**SECONDARY CONTACT:** Dana Brown, Media Relations Assistant • dana.brown667@topper.wku.edu • (317) 752-6161

### KEY PAGES

|                                       |  |                                  |
|---------------------------------------|--|----------------------------------|
| <b>Page 2</b>   Streaks/Standings     | <b>Page 10</b>   Chasing Record Book   | <b>Pgs. 16-27</b>   Player Bios  |
| <b>Page 3</b>   Roster/Coaching Staff | <b>Page 13</b>   Last Time It Happened | <b>Page 38</b>   2019-20 Stats   |
| <b>Page 4</b>   Last Series Meeting   | <b>Page 14-15</b>   Rick Stansbury     | <b>Page 39</b>   Radio/TV Roster |

### THE TIP-OFF

After playing five straight games away from home, WKU returns to E.A. Diddle Arena to host Arkansas at 6:30 p.m. CT Saturday. The game will air on CBS Sports Network.

The Hilltoppers have lost two straight games, most recently falling 76-74 at Horizon League preseason favorite Wright State on Tuesday.

Arkansas is 8-0 after beating Austin Peay 69-61 at home Tuesday. WKU is 3-4 all-time against the Razorbacks but has won two straight, including a 78-77 victory last year in Fayetteville. WKU head coach Rick Stansbury, a longtime SEC head coach, is 17-14 in his career against Arkansas.

### TOP STORYLINES

• WKU is 27-48 all-time against the current SEC membership, while head coach **Rick Stansbury** is 141-116 against current SEC members. This is the first time the Hilltoppers have hosted a SEC team since falling 79-74 to Ole Miss on Dec. 30, 2013.

• Since the start of the 2017-18 season, WKU is 7-4 against Power Five competition.

• Outside of WKU's loss to now-No. 1 Louisville, its other two defeats came away from home against two preseason league favorites – Bowling Green (MAC) and Wright State (Horizon) – by a combined four points.



• WKU is coming off five straight games away from Diddle Arena. The Hilltoppers play 6 of 7 regular-season games away from home overall from Nov. 23 in the Virgin Islands through the Dec. 21 game at Rhode Island.

• As of Thursday, WKU ranked 15th in the country in field-goal percentage (50.5), 14th in free-throw percentage (78.8), 19th in free throws made (149), 26th in total blocks (45) and 55th in scoring offense (79.6 ppg). Arkansas is first in the nation in 3-point defense, fifth in scoring defense and ninth in scoring offense.

• WKU has made 27 more free throws (149) than its opponents have even attempted (122) through nine games.

• WKU sophomore center **Charles Bassey** has 143 points, 86 rebounds, 15 blocks and eight steals this season. As of Thursday, he was the only player in the nation with at least those numbers.

### PROJECTED STARTING LINEUP

|  |  |   |
|--|--|---|
|   |   |  |
|  |  | Lineup projection based on previous games   |

### WKU HILLTOPPERS

|                               |                                 |
|-------------------------------|---------------------------------|
| <b>2019-20 Record</b>         | 6-3                             |
| <b>Ranking</b>                | NR                              |
| <b>2018-19 NCAA Final NET</b> | 113                             |
| <b>Last Game</b>              | L, 76-74 at Wright State        |
| <b>Head Coach</b>             | Rick Stansbury                  |
| <b>Career Record</b>          | 361-211 (18th season)           |
| <b>Record at School</b>       | 68-45 (Fourth season)           |
| <b>Leading Scorer</b>         | Charles Bassey (15.9 ppg)       |
| <b>Leading Rebounder</b>      | Charles Bassey (9.6 rpg)        |
| <b>Leading Assists</b>        | Taveion Hollingsworth (3.0 apg) |

### ARKANSAS RAZORBACKS

|                               |                           |
|-------------------------------|---------------------------|
| <b>2019-20 Record</b>         | 8-0                       |
| <b>Ranking</b>                | NR                        |
| <b>2018-19 NCAA Final NET</b> | 60                        |
| <b>Last Game</b>              | W, 69-61 vs. Austin Peay  |
| <b>Head Coach</b>             | Eric Musselman            |
| <b>Career Record</b>          | 118-34 (Fifth season)     |
| <b>Record at School</b>       | 8-0 (First season)        |
| <b>Leading Scorer</b>         | Mason Jones (18.1 ppg)    |
| <b>Leading Rebounder</b>      | Jimmy Whitt Jr. (5.5 rpg) |
| <b>Leading Assists</b>        | Isaiah Joe (2.9 apg)      |

**WORKING CREDENTIALS:** To request credentials, please contact Zach Greenwell or Dana Brown, WKU Media Relations Assistant. All requests should be made as early as possible and should be limited to working press only. Space on the E.A. Diddle Arena press row is limited, and a media/photo work room is available on the ground level just off the arena floor for credentialed media members.

Credentials will be screened and issued on a priority basis, with national publications, daily newspapers, wire services, originating radio and television networks, television tape crews and student newspapers from WKU and the visiting school receiving top priority. Requests from weekly newspapers, internet publications and radio stations that cover WKU and the visiting team may be honored on a space-available basis.

Spouses, dates, equipment carriers and non-working members of the media are restricted from press row, sidelines and interview areas. Any abuse of a credential to a WKU athletic event will result in the immediate removal of the media member from the event as well as the agency losing credential privileges for the remainder of the season.

**MEDIA WILL CALL:** Credentials may be picked up on gameday at the Media Will Call located at Gate 2 of E.A. Diddle Arena. Please be mindful that parking is done by a list and parking passes will not be issued, so please request parking at the same time.

**PHOTOGRAPHERS:** Credentials for photographers will be issued on the basis of circulation, with priority granted to agencies covering the participating schools on a regular basis. Credentials will not be issued to freelance photographers unless they are employed by a reputable publication or the media relations office of the participating schools. Per NCAA rule, images or likeness of current student-athletes may not be sold, distributed or used for commercial purposes.

**RADIO COVERAGE:** Radio broadcast permission must be obtained in advance, along with press row reservations, from Zach Greenwell. WKU maintains courtesy ethernet and phone lines for schools who can provide reciprocal

arrangements for the Hilltopper Sports Network. ISDN lines will not be available in Diddle Arena this season. Inquiries about any other accommodations should be made well in advance with Greenwell and WKU Telecommunications.

**BASELINE AREAS:** Access to the baselines is reserved for photographers/videographers. Seating on the baselines is extremely limited, and several spots will be marked and reserved for season credential holders. Media must remain within the six spots on each baseline, away from the areas around the goals and stairs, and outside the team bench areas. Those who do not adhere to these policies will be asked to move or leave the building.

**RECRUITS:** Per NCAA rule, media are not permitted to have contact with a prospect or family members of a prospect during their visit (official or unofficial) to campus, including prospects in attendance at practice or games. Contact includes in-person conversations, phone calls, text messages, emails, social media, etc. Media are also asked to make every effort to keep distance from prospects on campus, including at practice, during pregame activities and in the stands.

**GAMEDAY SERVICES:** Members of the media covering the game will be provided with pregame notes for both teams, a media guide and a flipcard. Statistics will be handed out at halftime and after the game, and a running play-by-play will also be provided following the game. WKU offers live stats for media members throughout the game on StatBroadcast. Approximately 15 minutes following the completion of the game, a final statistical book will be available. The first run of books will be given directly to the visiting SID to allow for easy departure.

**POSTGAME INTERVIEWS:** For home games, head coach Rick Stansbury and select players will hold a postgame news conference with the media in the Paul Just Media Center at E.A. Diddle Arena. WKU Athletic Communications/Media Relations representatives will be available to assist in postgame interviews. Interviews with the visiting team can be coordinated with the visiting SID, unless it is predetermined that the visiting team will also come to the media room.

**WEEKLY PRESS CONFERENCE:** Head coach Rick Stansbury will hold a press conference for credentialed media during the week when the team schedule allows, usually on a weekly basis. Contact Zach Greenwell or Dana Brown for any inquiries.

## CURRENT WKU STREAKS

|   |              |
|---|--------------|
| <b>All Games</b>                                  | <b>L2</b>    |
| Last Win: 11/25/19 vs. Fordham                    |              |
| <b>At E.A. Diddle Arena</b>                       | <b>W3</b>    |
| Last Loss: 03/06/19 vs. UTSA                      |              |
| <b>On the Road</b>                                | <b>L1</b>    |
| Last Win: 11/25/19 vs. Fordham                    |              |
| <b>Neutral Sites</b>                              | <b>L1</b>    |
| Last Win: 11/25/19 vs. Fordham                    |              |
| <b>vs. Ranked Opponents</b>                       | <b>L1</b>    |
| Last Win: 12/29/19 vs. #15/16 Wisconsin           |              |
| <b>Nonconference (Home)</b>                       | <b>W5</b>    |
| Last Loss: 12/16/18 vs. Troy                      |              |
| <b>Nonconference (Road/Neutral)</b>               | <b>L2</b>    |
| Last Win: 11/25/19 vs. Fordham                    |              |
| <b>Conference USA</b>                             | <b>L1</b>    |
| Last Win: 03/03/19 vs. Southern Miss              |              |
| <b>Conference USA (Home)</b>                      | <b>L1</b>    |
| Last Win: 03/03/19 vs. Southern Miss              |              |
| <b>Conference USA (Road)</b>                      | <b>W1</b>    |
| Last Loss: 02/23/19 at Old Dominion               |              |
| <b>Games Allowing 75 or Fewer Points</b>          | <b>0</b>     |
| Last Time: 11/29/19 vs. #2 Louisville             |              |
| <b>Games with a 15-Point Scorer</b>               | <b>9</b>     |
| Last Miss: 03/16/19 vs. Old Dominion              |              |
| <b>Games with an Even/Pos. Assist-to-TO Ratio</b> | <b>0</b>     |
| Last Time: 11/23/19 vs. Illinois State            |              |
| <b>Games with a 3-Point FG</b>                    | <b>1,019</b> |
| Last Miss: 03/13/87 vs. West Virginia             |              |
| <b>When Scoring 80+ Points</b>                    | <b>W6</b>    |
| Last Loss: 12/16/18 vs. Troy                      |              |
| <b>When Scoring 90+ Points</b>                    | <b>W12</b>   |
| Last Loss: 02/13/16 vs. Marshall (93, OT)         |              |
| <b>When Scoring 100+ Points</b>                   | <b>W8</b>    |
| Last Loss: 01/29/04 vs. La.-Lafayette (110-102)   |              |

## 2019-20 C-USA STANDINGS

As of Games through 12/4

|                     | [---C-USA---] |             |  | [--Overall--] |             |  |
|---------------------|---------------|-------------|--|---------------|-------------|--|
|                     | W-L           | PCT         |  | W-L           | PCT         |  |
| 1. UTEP             | 0-0           | .000        |  | 5-1           | .833        |  |
| 2. Louisiana Tech   | 0-0           | .000        |  | 5-2           | .714        |  |
| 3. <b>WKU</b>       | <b>0-0</b>    | <b>.000</b> |  | <b>6-3</b>    | <b>.667</b> |  |
| Rice                | 0-0           | .000        |  | 6-3           | .667        |  |
| FIU                 | 0-0           | .000        |  | 6-3           | .667        |  |
| 6. UAB              | 0-0           | .000        |  | 4-3           | .571        |  |
| 7. Florida Atlantic | 0-0           | .000        |  | 5-4           | .556        |  |
| 8. Middle Tenn.     | 0-0           | .000        |  | 4-5           | .444        |  |
| 9. Charlotte        | 0-0           | .000        |  | 3-4           | .429        |  |
| 10. North Texas     | 0-0           | .000        |  | 3-5           | .375        |  |
| 11. Old Dominion    | 0-0           | .000        |  | 3-6           | .333        |  |
| 12. Marshall        | 0-0           | .000        |  | 2-5           | .286        |  |
| 13. UTSA            | 0-0           | .000        |  | 2-6           | .250        |  |
| 14. Southern Miss   | 0-0           | .000        |  | 2-7           | .222        |  |

## 2019-20 C-USA PRESEASON

### PRESEASON TEAM

Devon Andrews, FIU  
Jailyn Ingram, FAU  
DaQuan Bracey, LA Tech  
Antonio Green, MT  
Xavier Green, ODU  
Zack Bryant, UAB  
Jhivvan Jackson, UTSA  
Keaton Wallace, UTSA  
**T. Hollingsworth, WKU**  
**Charles Bassey, WKU**

### COACHES POLL

- 1. WKU (13)**
- UTSA (1)
- Louisiana Tech
- UTEP
- Old Dominion
- UAB
- North Texas
- Middle Tennessee
- Florida Atlantic
- FIU
- Marshall
- Charlotte
- Rice
- Southern Miss

## WKU IN 2019-20 C-USA STATISTICS

As of Games through 12/4

| CATEGORY        | TEAM         | PLAYERS                    |
|-----------------|--------------|----------------------------|
| Scoring Offense | 3rd (79.6)   | Bassey (6th, 15.9)         |
| Scoring Defense | 8th (70.3)   | --                         |
| Scoring Margin  | 4th (+9.2)   | --                         |
| Free Throw %    | 1st (.788)   | Anderson (11th, .806)      |
| Field Goal %    | 1st (.506)   | Bassey (4th, .525)         |
| FG% Defense     | 8th (.426)   | --                         |
| 3-Point FG%     | t-1st (.376) | Justice (1st, .429)        |
| 3-Point FG Made | 7th (7.2)    | Justice (t-3rd, 2.7)       |
| 3-Pt. FG% Def.  | 5th (.308)   | --                         |
| Reb. Offense    | 13th (34.8)  | Bassey (t-2nd, 9.6)        |
| Reb. Defense    | 5th (32.8)   | --                         |
| Reb. Margin     | 8th (+2.0)   | --                         |
| Offensive Rebs. | 12th (8.1)   | Bassey (t-5th, 2.7)        |
| Defensive Rebs. | 8th (26.7)   | Bassey (2nd, 6.9)          |
| Blocked Shots   | 3rd (5.0)    | Bassey (t-4th, 1.7)        |
| Assists         | 7th (13.2)   | Hollingsworth (13th, 3.0)  |
| Steals          | 12th (6.2)   | Anderson (t-23rd, 1.2)     |
| TO Margin       | 13th (-1.9)  | --                         |
| A/TO Ratio      | 7th (0.9)    | Hollingsworth (13th, 0.9)  |
| Minutes Played  | --           | Hollingsworth (10th, 32.2) |
| Attendance      | 4th (4,627)  |                            |

## 2019-20 C-USA WEEKLY AWARDS

**Nov. 25** – Jordan Rawls, Freshman of the Week

**Dec. 2** – Charles Bassey, Player of the Week

## TEAM ROSTER

| NO | NAME                  | POS | HT   | WT  | YR     | EXP | HOMETOWN (PREVIOUS SCHOOL)                     |
|----|-----------------------|-----|------|-----|--------|-----|--|
| 2  | Jared Savage          | G/F | 6-5  | 205 | R-Sr.  | 1L  | Bowling Green, Ky. (Austin Peay)               |
| 3  | Jordan Rawls          | G   | 6-1  | 165 | Fr.    | HS  | Chattanooga, Tenn. (Hamilton Heights Acad.)    |
| 4  | Josh Anderson         | G   | 6-6  | 195 | Jr.    | 2L  | Baton Rouge, La. (Madison Prep Academy)        |
| 5  | Camron Justice        | G   | 6-3  | 185 | Gr-Sr. | TR  | Hindman, Ky. (IUPUI)                           |
| 10 | Jeremiah Gambrell     | G   | 6-2  | 180 | R-Fr.  | RS  | Houston, Texas (Madison High School)           |
| 11 | Taveion Hollingsworth | G   | 6-2  | 165 | Jr.    | 2L  | Lexington, Ky. (Paul Laurence Dunbar HS)       |
| 12 | Jackson Harlan        | G   | 6-3  | 190 | Fr.    | HS  | Albany, Ky. (Clinton County HS)                |
| 14 | Matt Horton           | F   | 6-11 | 230 | Sr.    | 1L  | Tuscaloosa, Ala. (Shelton State Comm. College) |
| 15 | Patrick Murphy        | G   | 6-5  | 180 | R-Jr.  | RS  | Franklin, Tenn. (Martin Methodist College)     |
| 21 | Kenny Cooper          | G   | 6-0  | 190 | Sr.    | TR  | Nashville, Tenn. (Lipscomb)                    |
| 22 | Carson Williams       | F   | 6-5  | 230 | R-Jr.  | RS  | Owenton, Ky. (Northern Kentucky)               |
| 23 | Charles Bassey        | C   | 6-11 | 230 | So.    | 1L  | Lagos, Nigeria (Aspire Academy)                |
| 50 | Isaiah Cozart         | F   | 6-7  | 225 | Fr.    | HS  | Richmond, Ky. (Madison Central HS)             |

## PRONUNCIATION GUIDE

| PLAYER NAME                  | PRONUNCIATION            |
|------------------------------|--------------------------|
| Charles <b>Bassey</b>        | "Bass" like the fish     |
| Isaiah <b>Cozart</b>         | CO-zart                  |
| Jeremiah <b>Gambrell</b>     | gam-BRELL                |
| <b>Taveion</b> Hollingsworth | TAY-vee-on               |
| Jordan <b>Rawls</b>          | Rhymes with "walls"      |
| <b>Hennssy Auriantal</b>     | HEN-see   or-ree-AN-tuhl |

## COACHING AND SUPPORT STAFF

| POSITION                             | NAME              | ALMA MATER (YEAR)          | YEAR IN ROLE  |
|--------------------------------------|-------------------|----------------------------|---------------|
| Head Coach                           | Rick Stansbury    | Campbellsville (1981)      | Fourth Season |
| Associate Head Coach                 | Phil Cunningham   | Campbellsville (1990)      | First Season  |
| Assistant Coach                      | Hennssy Auriantal | Wisconsin (1999)           | Second Season |
| Assistant Coach                      | Marcus Grant      | Mississippi State (1995)   | First Season  |
| Director of Basketball Operations    | Talvis Franklin   | Mississippi State (2007)   | Fourth Season |
| Associate Director of Basketball Ops | Martin Cross      | WKU (2015)                 | Fourth Season |
| Graduate Assistant                   | Sam Everson       | Avila University (2017)    | First Season  |
| Graduate Assistant                   | Ross Rix          | Louisiana-Lafayette (2009) | Second Season |
| Academic Coordinator                 | Bob Hubbard       | Long Beach State (1973)    | Third Season  |
| Strength and Conditioning Coach      | Duane Hall        | WKU (1996)                 | Sixth Season  |
| Athletic Trainer                     | John Erwin        | UT-Arlington (2007)        | Third Season  |

## COACHING AND SUPPORT STAFF



**Head Coach**  
Rick Stansbury



**Associate Head Coach**  
Phil Cunningham



**Assistant Coach**  
Hennssy Auriantal




**Assistant Coach**  
Marcus Grant



**Director of Ops**  
Talvis Franklin



**Assoc. Dir. of Ops**  
Martin Cross



**Graduate Assistant**  
Sam Everson



**Graduate Assistant**  
Ross Rix



**Academic Coordinator**  
Bob Hubbard



**Strength Coach**  
Duane Hall



**Athletic Trainer**  
John Erwin

## THE LAST TIME OUT



December 3, 2019  
WKU at Wright State

Nutter Center  
Dayton, Ohio



74

76

WKU had multiple double-digit leads Tuesday night, but a late run by Wright State dealt the Hilltoppers a 76-74 road loss.

WKU led by 10 with 14:08 to play and still by 59-55 with 8:47 remaining, but Wright State went on an 11-0 run to build a seven-point advantage and swing the momentum. The Hilltoppers rallied and reclaimed the lead with 1:36 to go, but Wright State took it right back and WKU missed several opportunities to win or tie in the final 90 seconds.

Charles Bassey led all scorers with 19 points, nine rebounds and three blocks.

## LAST MEETING VS. ARKANSAS

WKU 78, ARKANSAS 77  
DECEMBER 8, 2018  
FAYETTEVILLE, ARK.

WKU stormed back from an eight-point halftime deficit at Arkansas, holding on for the 78-77 upset road victory at Bud Walton Arena.

The Hilltoppers led with under a minute to go, but a putback by Arkansas' Daniel Gafford put the Razorbacks up 77-76 with 45 seconds left. WKU didn't blink, as Bassey passed out of a double team to a wide-open Marek Nelson for the game-winning layup on the next possession.

Charles Bassey – going against a fellow NBA prospect in Daniel Gafford – led WKU with 21 points, nine rebounds and a career-high five blocks.



Official Basketball Box Score – Game Totals – Final Statistics  
WKU vs Arkansas  
12/08/18 2:31 pm at Fayetteville, Ark. - Bud Walton Arena



### WKU 78 • 5-4

| #                    | Player            | Total  |                 | 3-Ptr  |             | Rebounds |    |    | PF | TP | A | TO  | Blk | Stl | Min |
|----------------------|-------------------|--------|-----------------|--------|-------------|----------|----|----|----|----|---|-----|-----|-----|-----|
|                      |                   | FG-FGA | FG-FGA          | FT-FTA | Off Def Tot | PF       | TP | A  |    |    |   |     |     |     |     |
| 14                   | NELSON, Marek     | 3-6    | 0-1             | 0-0    | 1 2 3       | 3        | 6  | 1  | 2  | 1  | 2 | 27  |     |     |     |
| 23                   | BASSEY, Charles   | 7-11   | 0-1             | 7-8    | 2 7 9       | 1        | 21 | 1  | 0  | 5  | 0 | 32  |     |     |     |
| 02                   | SAVAGE, Jared     | 7-12   | 5-7             | 1-2    | 0 3 3       | 3        | 20 | 0  | 0  | 0  | 0 | 34  |     |     |     |
| 11                   | HOLLINGSWORTH, T. | 6-12   | 3-8             | 2-2    | 0 6 6       | 0        | 17 | 6  | 3  | 0  | 1 | 38  |     |     |     |
| 20                   | BANTON, Dalano    | 2-9    | 1-4             | 0-0    | 1 2 3       | 0        | 5  | 7  | 3  | 2  | 0 | 38  |     |     |     |
| 00                   | SMITH, Tolu       | 3-4    | 0-0             | 0-2    | 1 3 4       | 3        | 6  | 0  | 1  | 0  | 0 | 7   |     |     |     |
| 04                   | ANDERSON, Josh    | 1-2    | 0-1             | 1-3    | 0 2 2       | 2        | 3  | 2  | 2  | 0  | 1 | 13  |     |     |     |
| 13                   | MURRAY, Desean    | 0-2    | 0-0             | 0-0    | 1 2 3       | 3        | 0  | 1  | 1  | 0  | 0 | 11  |     |     |     |
| Team                 |                   |        |                 |        |             |          |    |    |    |    |   |     |     |     |     |
| Totals               |                   | 29-58  | 9-22            | 11-17  | 8 29 37     | 15       | 78 | 18 | 14 | 8  | 4 | 200 |     |     |     |
| FG % 1st Half: 13-29 |                   | 44.8%  | 2nd half: 16-29 | 55.2%  | Game: 29-58 | 50.0%    |    |    |    |    |   |     |     |     |     |
| 3FG % 1st Half: 3-12 |                   | 25.0%  | 2nd half: 6-10  | 60.0%  | Game: 9-22  | 40.9%    |    |    |    |    |   |     |     |     |     |
| FT % 1st Half: 4-7   |                   | 57.1%  | 2nd half: 7-10  | 70.0%  | Game: 11-17 | 64.7%    |    |    |    |    |   |     |     |     |     |

### Arkansas 77 • 6-2

| #                    | Player             | Total  |                 | 3-Ptr  |             | Rebounds |    |    | PF | TP | A | TO  | Blk | Stl | Min |
|----------------------|--------------------|--------|-----------------|--------|-------------|----------|----|----|----|----|---|-----|-----|-----|-----|
|                      |                    | FG-FGA | FG-FGA          | FT-FTA | Off Def Tot | PF       | TP | A  |    |    |   |     |     |     |     |
| 02                   | BAILEY, Adrio      | 0-4    | 0-0             | 0-2    | 1 4 5       | 4        | 0  | 0  | 1  | 1  | 0 | 26  |     |     |     |
| 10                   | GAFFORD, Daniel    | 7-12   | 0-0             | 3-3    | 4 5 9       | 1        | 17 | 1  | 2  | 2  | 1 | 32  |     |     |     |
| 01                   | JOE, Isaiah        | 6-13   | 5-10            | 2-5    | 0 3 3       | 0        | 19 | 1  | 0  | 0  | 1 | 31  |     |     |     |
| 05                   | HARRIS, Jalen      | 6-15   | 0-2             | 1-2    | 1 3 4       | 1        | 13 | 7  | 0  | 0  | 2 | 37  |     |     |     |
| 13                   | JONES, Mason       | 5-11   | 3-8             | 2-2    | 1 2 3       | 2        | 15 | 1  | 1  | 0  | 1 | 29  |     |     |     |
| 00                   | SILLS, Desi        | 4-6    | 0-2             | 1-2    | 0 2 2       | 1        | 9  | 0  | 0  | 0  | 1 | 16  |     |     |     |
| 11                   | EMBERY-SIMPSON, K. | 0-2    | 0-2             | 0 0 0  | 0 0 0       | 2        | 0  | 0  | 1  | 0  | 0 | 8   |     |     |     |
| 22                   | OSABUOHIE, Gabe    | 0-2    | 0-1             | 0-0    | 0 1 1       | 2        | 0  | 0  | 1  | 0  | 0 | 7   |     |     |     |
| 35                   | CHANEY, Reggie     | 2-4    | 0-0             | 0-0    | 0 4 4       | 0        | 4  | 0  | 1  | 1  | 0 | 14  |     |     |     |
| Team                 |                    |        |                 |        |             |          |    |    |    |    |   |     |     |     |     |
| Totals               |                    | 30-69  | 8-25            | 9-16   | 9 25 34     | 13       | 77 | 10 | 7  | 4  | 6 | 200 |     |     |     |
| FG % 1st Half: 16-36 |                    | 44.4%  | 2nd half: 14-33 | 42.4%  | Game: 30-69 | 43.5%    |    |    |    |    |   |     |     |     |     |
| 3FG % 1st Half: 4-15 |                    | 26.7%  | 2nd half: 4-10  | 40.0%  | Game: 8-25  | 32.0%    |    |    |    |    |   |     |     |     |     |
| FT % 1st Half: 5-11  |                    | 45.5%  | 2nd half: 4-5   | 80.0%  | Game: 9-16  | 56.3%    |    |    |    |    |   |     |     |     |     |

Officials: Brian Shey, Wil Howard  
Technical fouls: WKU-None, Arkansas-None.  
Attendance: 14488  
Tickets Scanned: 9,349  
WKU #4 Anderson ejected (Flagrant 2) @ 2:04 H1

| Score by periods |  |  | 1st | 2nd | Total |
|------------------|--|--|-----|-----|-------|
| WKU              |  |  | 33  | 45  | 78    |
| Arkansas         |  |  | 41  | 36  | 77    |

Last FG - WKU 2nd-00:19, AR 2nd-00:45.  
Largest lead - WKU by 8 2nd-12:43, AR by 9 1st-16:47.  
WKU led for 15:31, AR led for 23:30. Game was tied for 00:59.

| Points |  | In | Off | 2nd | Fast | Bench |
|--------|--|----|-----|-----|------|-------|
| WKU    |  | 34 | 17  | 6   | 4    | 8     |
| AR     |  | 42 | 17  | 11  | 12   | 13    |

Score tied - 4 times.  
Lead changed - 5 times.

## NOTES ON THE PROGRAM

### OVERPOWERING THE POWER FIVE

Since the start of the 2017-18 season, WKU is 7-4 against Power Five teams and 3-2 vs. ranked Power Five teams. The Hilltoppers had seven total wins against teams from the Power Five conferences from 2007-08 to 2016-17. Among that 7-4 mark vs. the Power Five, 9 of 11 games have been away from Diddle Arena: two home games, five true road games and four neutral-site games.

### WKU's Power Five Wins in Last Two Seasons

WKU 83, #15/16 Wisconsin 76 - Dec. 29, 2018 (Bowling Green, Ky.)

WKU 78, Arkansas 77 - Dec. 8, 2018 (Fayetteville, Ark.)

WKU 63, RV/#13 West Virginia 57 - Nov. 16, 2018 (Myrtle Beach Invitational)

WKU 92, Oklahoma State 84 - March 21, 2018 (NIT, Stillwater, Okla.)

WKU 79, USC 75 - March 19, 2018 (NIT, Los Angeles)

WKU 79, Boston College 62 - March 13, 2018 (NIT, Bowling Green, Ky.)

WKU 77, #18/16 Purdue 73 - Nov. 23, 2017 (Battle 4 Atlantis, Bahamas)

### HOLDING THE POWER

While WKU was 7-3 against the Power Five over the last two seasons, the other 13 schools in C-USA were a combined 6-49 vs. Power Five foes. The league had seven victories vs. Power Five teams that finished above .500 in the last two years – six of them by the Hilltoppers. WKU's seven wins against Power Five opponents over the last two seasons were tied for the fourth-most by a program from outside the Power Five.

### Most Power Five Wins by Non-Power Five Team Over Last Two Seasons

|            |    |
|------------|----|
| Gonzaga    | 11 |
| Seton Hall | 10 |
| Villanova  | 8  |
| WKU        | 7  |
| Temple     | 7  |

### UPSET-MINDED

Since the start of the 2017-18 season, WKU has gone 3-4 against top-25 teams, including a 2-1 mark in 2018-19. From 2010-11 to 2016-17, the Hilltoppers went 1-12 against ranked opponents. WKU beat ranked West Virginia and Wisconsin last year, making it the first time the program had beaten multiple ranked teams in the same season since 1993.

### WKU vs. Ranked Opponents Since the Start of the 2017-18 Season

| Date     | Opponent and Result                                      |
|----------|--|
| 11/22/17 | L, 66-58 vs. #5/3 Villanova (eventual national champion) |
| 11/23/17 | W, 77-73 vs. #18/16 Purdue                               |
| 03/01/18 | L, 82-64 at #24/23 Middle Tennessee                      |
| 11/06/18 | L, 73-55 at #25/24 Washington                            |
| 11/16/18 | W, 63-57 vs. RV/#13 West Virginia                        |
| 12/29/18 | W, 83-75 vs. #15/16 Wisconsin                            |
| 11/29/19 | L, 71-54 vs. #2 Louisville                               |

### 20-WIN SEASONS

WKU claimed the 45th 20-win season in program history last season. Only Kentucky, North Carolina, Duke, Louisville, UCLA and Kansas have more 20-win seasons in NCAA history. It was also the 12th 20-win season in Rick Stansbury's 17 seasons as a head coach.

### Most 20-Win Seasons in NCAA History

| Team              | 20-Win Seasons | Last Time |
|-------------------|----------------|-----------|
| 1. Kentucky       | 63             | 2018-19   |
| 2. North Carolina | 61             | 2018-19   |
| 3. Duke           | 54             | 2018-19   |
| 4. UCLA           | 51             | 2017-18   |
| 5. Kansas         | 48             | 2018-19   |
| 6. Louisville     | 47             | 2018-19   |
| 7. WKU            | 45             | 2018-19   |
| 8. Villanova      | 43             | 2018-19   |

## THE TEAM'S CALLING CARD

In Rick Stansbury's four seasons at the helm, WKU has shot 783 more total free throws than its opponents. The Hilltoppers shot 202 more free throws than their opponents in the 2018-19 season, but they finished 2017-18 leading the country with 324 more free-throw attempts than their opponents. They ranked third in the nation with 78 more made free throws than their opponents had even attempted.

## FRIENDLY CONFINES

WKU recorded the 600th all-time victory in Diddle Arena against Tennessee State on Dec. 1, 2018. WKU is 38-10 (.792) at E.A. Diddle Arena under head coach Rick Stansbury. The Tops are 611-173 all-time at Diddle Arena for a .779 winning percentage.

## OVC CHALLENGE

WKU opened the season with three straight games against Ohio Valley Conference opponents in Tennessee Tech, Austin Peay and Eastern Kentucky. The last time the Hilltoppers played three straight OVC foes was 2004-05, when WKU picked up three consecutive wins over Southeast Missouri State, Murray State and EKU. The Hilltoppers will also play Belmont in late December.

## GOVERNORS GET TOPS' BEST

In WKU's win over Austin Peay on Nov. 9, the Hilltoppers shot 60 percent from the field, 52 percent from the 3-point line and 89 percent from the free-throw line. Those marks have only been reached 28 times nationally in a game since the start of the 2015-16 season.

## DRAWING NBA EYES

The Hilltoppers hosted their second straight Pro Day on Oct. 9 at E.A. Diddle Arena, bringing more than a dozen scouts to Bowling Green. WKU's first Pro Day in 2018 drew 20-plus NBA scouts from nearly as many teams. The Hilltoppers had 350-plus scout visits home and away last year, including as many as 40 at once.

## PIPELINE TO THE PROS

The Hilltoppers have had 35 NBA Draft picks in program history, most recently forward Jeremy Evans to the Utah Jazz in 2010. WKU is currently represented in the NBA by Dallas Mavericks guard Courtney Lee, in his 12th season in the league. The Hilltoppers also have upwards of 20 former players currently competing in pro ball overseas. All nine outgoing seniors in Rick Stansbury's first three seasons have earned opportunities to play pro basketball.

## TOPS NAMED LEAGUE FAVORITE AGAIN

For the second straight year, WKU has been picked by the Conference USA coaches to win the league. The Hilltoppers were selected as the C-USA favorite in the annual preseason poll, while WKU junior guard Taveion Hollingsworth and sophomore center Charles Bassey were named to the Preseason All-Conference Team WKU received 13 of 14 possible first-place votes, while UTSA earned the other top vote.

## GUESS WHO'S BACK

The Hilltoppers returned 75.2 percent of their scoring, 64.1 percent of their rebounding, 48.4 percent of their assists, 74.1 percent of their blocks and 69.4 percent of their steals from 2018-19. WKU returned its top four leading scorers in Charles Bassey, Taveion Hollingsworth, Jared Savage and Josh Anderson – all of whom averaged between 12.1 and 14.6 points per game.

## PROGRAM PRESTIGE

Entering the 2019-20 season, WKU ranks third in NCAA history in regular-season league titles (42), seventh in 20-win seasons (45), eighth in all-time winning percentage (.660) and 16th in all-time victories (1,795). WKU joins Kentucky, North Carolina, Kansas and UCLA as the only programs in the top 10 for both winning percentage and conference championships.

## DIDDLE CROWDS BUILD

Over 14 home games last season, WKU averaged 5,809 fans, which was the largest average attendance in Diddle Arena since the venue's major renovation in 2002. The crowd of 7,614 vs. Wisconsin on Dec. 29, 2018, was the fourth-largest overall since the renovation. E.A. Diddle Arena also sold out of general season tickets in the preseason for what's believed to be the first time since the venue opened in 1963.

## STANSBURY LEADS ATTENDANCE TURNAROUND

Over Rick Stansbury's tenure as head coach, WKU ranks 17th in the nation in attendance percentage increase, rising 58.2 percent from the 2015-16 season to 2018-19.

## Largest Attendance Percentage Increase from 2015-16 to 2018-19

| Team                     | % Increase   |
|--------------------------|--------------|
| McNeese State            | 244.4%       |
| Loyola Chicago           | 102.7%       |
| Jacksonville State       | 96.5%        |
| Portland State           | 86.1%        |
| Arizona State            | 81.5%        |
| Siena                    | 80%          |
| Troy                     | 74.7%        |
| Bryant                   | 74.1%        |
| Mississippi Valley State | 73.6%        |
| Texas Tech               | 70.2%        |
| Nevada                   | 70%          |
| Missouri                 | 67.2%        |
| Murray State             | 66.7%        |
| Texas State              | 64.8%        |
| Buffalo                  | 63.1%        |
| CSU Bakersfield          | 61%          |
| <b>WKU</b>               | <b>58.2%</b> |

## TOPS SIGN MCKNIGHT IN EARLY PERIOD

WKU announced Wednesday the signing of in-state prospect Dayvion McKnight (6-2, Guard) to a national letter of intent in the 2020 class. Considered a top contender for the 2020 Kentucky Mr. Basketball award, McKnight averaged 17 points and 10.4 rebounds as a junior at Collins High School in Shelbyville, Ky. He is rated a three-star recruit by both 247Sports and Rivals.

## TOP E.A. DIDDLE ARENA ATTENDANCES SINCE 2002-03

Since the 2002-03 season, after E.A. Diddle Arena underwent its renovation to its current capacity of 7,523, the Hilltoppers have played in front of 21 home crowds of at least 7,000 people, including four such crowds since 2017-18.

## Games of At Least 7,000 at E.A. Diddle Arena since 2002 Renovation

1. 8,118 - 03/11/03 - W, 64-52 vs. Middle Tennessee - SBC Tournament
2. 7,759 - 01/20/18 - L, 66-62 vs. Middle Tennessee
3. 7,718 - 02/21/08 - L, 69-64 vs. South Alabama
4. 7,614 - 12/29/18 - W, 83-76 vs. #15/16 Wisconsin
5. 7,598 - 12/20/14 - L, 76-67 vs. #4 Louisville
6. 7,523 - 12/30/13 - L, 79-74 vs. Ole Miss
7. 7,412 - 03/01/03 - W, 89-75 vs. Middle Tennessee
8. 7,387 - 02/24/18 - W, 88-66 vs. Old Dominion
9. 7,362 - 01/27/18 - W, 85-74 vs. Marshall
10. 7,336 - 11/26/05 - L, 69-65 vs. Georgia
11. 7,328 - 11/29/03 - L, 81-75 vs. Mississippi State
12. 7,326 - 01/26/06 - W, 94-81 vs. Louisiana-Lafayette
- 7,326 - 02/18/06 - W, 79-58 vs. Northern Arizona
- 7,326 - 02/25/06 - W, 80-65 vs. FIU
- 7,326 - 12/22/10 - L, 114-82 vs. #25 Louisville
- 7,326 - 02/25/12 - W, 73-67 vs. Middle Tennessee
- 7,326 - 03/02/13 - L, 70-62 vs. Middle Tennessee
18. 7,119 - 02/28/15 - W, 77-61 vs. FIU
19. 7,117 - 02/21/09 - W, 79-66 vs. FIU
20. 7,089 - 12/09/06 - L, 75-70 vs. Southern Illinois
21. 7,086 - 12/02/08 - W, 67-63 vs. Georgia

## WINS AGAINST RANKED TEAMS SINCE 1985-86

WKU has notched 14 wins against ranked opponents since the 1985-86 season, with four at E.A. Diddle Arena, three on the road and seven at neutral sites.

## WKU's Wins Against Ranked Opponents since 1985-86

- 12/07/85: (W) 71-58 vs. #19 Auburn at E.A. Diddle Arena
- 01/16/86: (W) 75-72 (OT) at #12 UAB
- 01/25/86: (W) 81-75 vs. #18 UAB at E.A. Diddle Arena
- 02/16/93: (W) 78-77 at #22 Louisville
- 03/08/93: (W) 72-63 vs. #13 New Orleans in SBC Tourn. in Biloxi, Miss.
- 03/20/93: (W) 72-68 vs. #6 Seton Hall in NCAA Tourn. in Orlando, Fla.
- 11/15/01: (W) 64-52 at #4 Kentucky
- 03/21/08: (W) 101-99 (OT) vs. #14 Drake in NCAA Tourn. in Tampa, Fla.
- 11/30/08: (W) 68-54 vs. #3 Louisville in Nashville, Tenn.
- 12/11/09: (W) 76-69 vs. #24 Vanderbilt in Nashville, Tenn.
- 01/10/15: (W) 72-65 vs. #25 Old Dominion at E.A. Diddle Arena
- 11/23/17: (W) 77-73 vs. #18 Purdue at Battle 4 Atlantis in Bahamas
- **11/16/18: (W) 63-57 vs. #13 West Virginia at Myrtle Beach Invitational**
- **12/29/18: (W) 83-76 vs. #15 Wisconsin at E.A. Diddle Arena**



## RARE AIR

Over the last two seasons, WKU had 237 total dunks against Division I competition, according to Ken Pomeroy. The Hilltoppers have ranked 37th and 9th in the country in total dunks in the last two seasons.

## BLOCK PARTY

WKU finished the 2018-19 season ranked 10th in the country in both blocked shots per game (5.1) and total blocks (174) – both program records. From 2010-18, the Hilltoppers finished no better than 76th in the nation in blocks per game.

## TOURNAMENT TESTED

WKU has advanced to at least the semifinals of its league tournament in 13 of the last 15 seasons. The team is 25-8 with four championships in the last 12 conference tournaments overall. The Hilltoppers' 23 NCAA Tournament appearances are six more than the next closest Conference USA school (UTEP, 17), and as many as the eight league schools with the fewest appearances combined.

## HILLTOPPERS WITH HEART

WKU was once again very active in community service projects during the off-season. The Hilltoppers visited with guests with special needs from Bowling Green's Camp Happy Days, played with children from multiple area youth groups on the United Way's Day of Caring, made a trip to the Boys & Girls Club of Bowling Green with WKU Police, volunteered at Bowling Green Independent Schools' mentoring camp, participated in the Bowling Green Neighbors neighborhood watch event and attended the 21st Annual Step Up for Down Syndrome Buddy Walk. WKU senior Jared Savage also volunteered at George Fant's Dream Big Camp, a free basketball and football clinic in the community.

## NOTES ON THE HILLTOPPERS

### A SECOND CHANCE

Across WKU's nine regular-season games and an exhibition victory, redshirt junior forward **Carson Williams** has grabbed 23 total offensive rebounds and scored 29 points on second-chance plays. He's shooting 64.1% overall.

### CAN'T-MISS FRESHMAN

Freshman guard **Jordan Rawls** is shooting 57.4% from the field and is 10 of 20 from 3-point range in his debut season. He was named C-USA Freshman of the Week for the first time on Nov. 25 after netting 6 of 9 3-pointers in three games.

### KENTUCKY'S OWN

The Hilltoppers have six players on the 2019-20 roster from the state of Kentucky, which is the second-most in the state this season and is the most on a WKU roster since the 2007-08 season.

### Number of Kentuckians on 2019-20 Roster

Eastern Kentucky – 7

**WKU - 6**

Kentucky – 3

Louisville – 3

Northern Kentucky – 2

Morehead State – 2

Murray State – 1

### THE COMMONWEALTH'S BEST

The Hilltoppers have three former Kentucky Mr. Basketball winners on their roster – **Camron Justice** (2015), **Carson Williams** (2016) and **Taveion Hollingsworth** (2017). This is just the second time in history that a team has featured three such award winners, along with the 1993-94 Louisville squad (Dwayne Morton, Tick Rogers, Jason Osborne). WKU is the first team to start three winners.

### BASSEY RETURNS

Sophomore center **Charles Bassey** tested the NBA Draft waters by declaring for the draft in the spring without hiring an agent. Bassey worked out for numerous teams and participated in the NBA Combine before withdrawing from the draft minutes before the deadline in May.

### BASSEY ON NAISMITH, WOODEN, ROBERTSON WATCH LISTS

WKU sophomore center **Charles Bassey** has been named to the watch lists for the Naismith Trophy, the John R. Wooden Award and the Oscar Robertson Trophy, the most prestigious National Player of the Year honors in the country. He's the first Hilltopper to make the first two watch lists since Courtney Lee in 2007.



# CHARLES BASSEY HONOR ROLL

**2019 First Team Preseason  
All-American**

**Lindy's Sports | Street & Smith's Yearbook**

**2020 Naismith Trophy, John R. Wooden Award,  
Oscar Robertson Trophy Watch Lists**

**2019 All-Conference USA Preseason Team**

**2019 Kyle Macy  
Freshman All-American**

**Top-Five Finalist for 2019 Kareem Abdul-Jabbar Award**

**2019 Conference USA  
Freshman of the Year**

**2019 Conference USA  
Defensive Player of the Year**

**1 of 2 players in C-USA history to win both Freshman and Defensive Player of the Year along with Marshall's Hassan Whiteside ('10)**

**2019 All-Conference USA First Team**

**2019 Conference USA All-Freshman/Defensive Team**

BASSEY NAMED PRESEASON ALL-AMERICAN

**Charles Bassey** was named a Preseason First Team All-American by Lindy's Sports and Street & Smith's Basketball Yearbook. Last year, Bassey was named a Kyle Macy Freshman All-American in 2018-19, making him the first WKU player to earn All-America honors at any level since Orlando Mendez-Valdez was an AP Honorable Mention All-American in 2009.

BASSEY MAKES PARADISE-JAM ALL-TOURNEY TEAM

**Charles Bassey** was named to the U.S. Virgin Islands Paradise Jam All-Tournament Team after WKU's fourth-place showing. Across three games, Bassey averaged 17 points, nine rebounds, 2.3 blocks and made 20 of 25 free throws.

FRESHMAN PHENOM

As a freshman in 2018-19, **Charles Bassey** became the only player in the nation since 1992 to average at least 14 points, 10 rebounds and two blocks, while shooting at least 60 percent from the field, 45 percent from 3-point range and 75 percent from the free-throw line. He was the only freshman since 1992 other than Kentucky's Anthony Davis to average 14 points, 10 rebounds and two blocks, and shoot 60 percent from the field.

BASSEY NAMED 2019 KAREEM AWARD FINALIST

**Charles Bassey** became one of just three freshmen to be named a Top 5 Finalist for Kareem Abdul-Jabbar Center of the Year in the award's five-year history, joining UNLV's Brandon McCoy (2018) and Duke's Jahlil Okafor (2015). He is once again on the watch list for the award this season.

FRONT AND CENTER

Of all the NCAA Division I players in the country categorized by their teams as centers, **Charles Bassey** was 1 of 9 who led his team in scoring in 2018-19.

INSTANT IMPACT

Before 2017-18, only three Hilltopper varsity freshmen had ever scored at least 400 points in their first season with WKU. Now a freshman has reached 400 points in each of the last two seasons in **Charles Bassey** and **Taveion Hollingsworth**.

LONG RANGE

Graduate senior guard **Camron Justice** leads C-USA in 3-point percentage at 42.9 percent. In the last four games, Justice is 14 of 24 (58.3 percent) from deep.

1,108 AND COUNTING

Junior guard **Taveion Hollingsworth** finished his sophomore season just four points shy of 1,000 for his career at 996. In the first game of this season against Tennessee Tech, he joined Courtney Lee and Bobby Rascoe as Hilltoppers to hit 1,000 in the first game of their third season on The Hill. He now ranks 40th on WKU's all-time list with 1,108 career points.

JOIN THE CLUB

After Hollingsworth, Jared Savage reached 1,000 career points against Illinois State on Nov. 23. They could be the first two of as many as six Hilltoppers to reach 1,000 career points this year. Carson Williams (869), Camron Justice (856), Charles Bassey (638) and Josh Anderson (637) are all within striking distance.

STARTING STREAK

Entering the 2019-20 season, **Taveion Hollingsworth** was tied for 15th among active players in the nation with 72 consecutive starts.

Most Consecutive Starts by Active Division I Players (Entering 2019-20)

| Player                            | Consecutive Starts |
|-----------------------------------|--------------------|
| Payton Pritchard, Oregon          | 109                |
| Lamar Stevens, Penn State         | 104                |
| TJ Haws, BYU                      | 101                |
| Byron Frohnen, UTSA               | 100                |
| Anthony Cowan Jr., Maryland       | 99                 |
| Malik Johnson, Canisius           | 99                 |
| Nico Carvacho, Colorado State     | 97                 |
| Jordan Bohannon, Iowa             | 96                 |
| Harald Frey, Montana State        | 96                 |
| Tarkus Ferguson, UIC              | 95                 |
| Tommy Funk, Army                  | 94                 |
| AJ Brodeur, Penn                  | 92                 |
| C.J. Duff, Western Illinois       | 87                 |
| Shyquan Gibbs, NJIT               | 78                 |
| <b>Taveion Hollingsworth, WKU</b> | <b>72</b>          |
| Kamar Baldwin, Butler             | 72                 |

MARATHON MAN

In his first two seasons, **Taveion Hollingsworth** played 2,563 total minutes, the most ever by a Hilltopper over his first two years. Hollingsworth needs just 486 minutes to break onto WKU's top 10 for most minutes played in a career.

YOU CAN COUNT ON TAVEION

**Taveion Hollingsworth** has scored at least 10 points in 58 of his 81 career games. He's scored at least 20 points in 17 of those outings.

ANDERSON DISRUPTS

Junior guard **Josh Anderson** was 1 of 12 players in the entire country last year with at least 141 rebounds, 59 steals and 23 blocks.

THE HUMAN HIGHLIGHT REEL

**Josh Anderson's** and-1 dunk against Rice on Feb. 7, 2019, was the No. 2 play on SportsCenter's Top 10 plays. It's at least the fifth time Anderson has been featured on the SC Top 10 in his two seasons, and at least the eighth time the Hilltoppers have been featured in the last two years.

THE GRADUATES

Senior guard **Camron Justice** is the eighth graduate transfer to compete for the Hilltoppers since 2015. Over that time, grad transfers accounted for 25 percent of WKU's scoring, 19 percent of its rebounding and 29 percent of its assists.

NOTES ON THE COACHING STAFF

CLOSING OUT WINS

In **Rick Stansbury's** four seasons as the Hilltoppers' head coach, WKU is 59-4 when leading with five minutes to play. The first such loss was against Utah in the 2018 NIT Semifinals, and the most recent was vs. Bowling Green on Nov. 22.

THE BAND IS BACK TOGETHER

New WKU associate head coach **Phil Cunningham** was an assistant for Rick Stansbury for 12 years at Mississippi State from 2000-12. He was previously an assistant coach for WKU from 2012-13. New WKU assistant coach **Marcus Grant** was on Stansbury's staff at MSU for eight years. After that, he was associate head coach on Cunningham's staff at Troy from 2013-19. WKU director of operations **Talvis Franklin** spent 10 years under Stansbury at Mississippi State in several roles, as well as a support staffer at Troy under Cunningham.

HOME-COURT ADVANTAGE

Rick Stansbury's teams have been outstanding on their own turf, boasting a winning percentage at home of 78 percent overall – and 86 percent in nonconference play – during his 18 seasons at the helm at Mississippi State and WKU. Stansbury has won at least 10 home games in each of his previous 17 seasons as a head coach, and the Hilltoppers are 16-3 at home against nonconference opponents under Stansbury. Stansbury is 6-3 at home in postseason play.

STANSBURY'S HOME RECORD AS HEAD COACH

| Season                                | Nonconference        | League               | Postseason        | Overall              |
|---------------------------------------|----------------------|----------------------|-------------------|----------------------|
| <b>WKU (Four seasons)</b>             |                      |                      |                   |                      |
| 2019-20                               | 3-0                  | 0-0                  | 0-0               | 3-0                  |
| 2018-19                               | 4-1                  | 6-3                  | 0-0               | 10-4                 |
| 2017-18                               | 5-2                  | 8-1                  | 1-0               | 14-3                 |
| 2016-17                               | 5-0                  | 6-3                  | 0-0               | 11-3                 |
| <b>Mississippi State (14 seasons)</b> |                      |                      |                   |                      |
| 2011-12                               | 9-1                  | 6-2                  | 0-1               | 15-4                 |
| 2010-11                               | 7-2                  | 5-3                  | 0-0               | 12-5                 |
| 2009-10                               | 6-1                  | 6-2                  | 1-1               | 13-4                 |
| 2008-09                               | 8-2                  | 5-3                  | 0-0               | 13-5                 |
| 2007-08                               | 5-2                  | 7-1                  | 0-0               | 12-3                 |
| 2006-07                               | 7-1                  | 6-2                  | 3-0               | 16-3                 |
| 2005-06                               | 6-2                  | 5-3                  | 0-0               | 11-5                 |
| 2004-05                               | 5-0                  | 6-2                  | 0-0               | 11-2                 |
| 2003-04                               | 6-0                  | 6-2                  | 0-0               | 12-2                 |
| 2002-03                               | 5-1                  | 7-1                  | 0-0               | 12-2                 |
| 2001-02                               | 6-0                  | 7-1                  | 0-0               | 13-1                 |
| 2000-01                               | 6-1                  | 6-2                  | 1-1               | 13-4                 |
| 1999-00                               | 6-0                  | 4-4                  | 0-0               | 10-4                 |
| 1998-99                               | 6-0                  | 6-2                  | 0-0               | 12-2                 |
| <b>Overall</b>                        | <b>105-16 (.868)</b> | <b>102-37 (.734)</b> | <b>6-3 (.667)</b> | <b>213-60 (.780)</b> |

**BEATING THE BEST**

WKU's victory over No. 15 Wisconsin on Dec. 29, 2018, was the 24th win over an AP ranked opponent in head coach Rick Stansbury's career. Fifteen of those wins came over a ranked foe on the road or at a neutral site.

**STANSBURY'S WINS OVER AP RANKED OPPONENTS**

|                                   |                                       |
|-----------------------------------|---------------------------------------|
| <b>WKU</b>                        | <b>2005-06</b>                        |
| <b>2018-19</b>                    | None                                  |
| No. 15 Wisconsin - 12/29/18 - H   | <b>2004-05</b>                        |
| <b>2017-18</b>                    | None                                  |
| No. 18 Purdue - 11/23/17 - N      | <b>2003-04</b>                        |
| <b>2016-17</b>                    | No. 17 - Florida - 1/21/04 - A        |
| None                              | No. 25 - South Carolina - 2/11/04 - A |
| <b>MISSISSIPPI STATE</b>          | <b>2002-03</b>                        |
| <b>2011-12</b>                    | No. 13 - Xavier - 12/14/02 - N        |
| No. 19 Texas A&M - 11/17/11 - N   | No. 5 - Oklahoma - 12/28/02 - N       |
| No. 15 Arizona - 11/18/11 - N     | <b>2001-02</b>                        |
| <b>2010-11</b>                    | No. 6 Kentucky - 1/5/02 - H           |
| No. 24 Florida - 1/29/11 - H      | No. 5 Alabama - 2/9/02 - H            |
| <b>2009-10</b>                    | No. 11 Florida - 3/8/02 - N           |
| No. 14 Ole Miss - 1/9/10 - A      | No. 8 Alabama - 3/10/02 - N           |
| No. 20 Vanderbilt - 3/13/10 - N   | <b>2000-01</b>                        |
| <b>2008-09</b>                    | No. 12 Arizona - 12/30/00 - A         |
| No. 19 Kentucky - 2/3/09 - A      | No. 19 Ole Miss - 1/27/01 - H         |
| No. 20 - LSU - 3/14/09 - N        | No. 18 Alabama - 2/7/01 - H           |
| <b>2007-08</b>                    | <b>1999-00</b>                        |
| No. 17 - Ole Miss - 1/26/08 - H   | None                                  |
| <b>2006-07</b>                    | <b>1998-99</b>                        |
| No. 17 - Vanderbilt - 2/21/07 - H | No. 25 Florida - 1/30/99 - H          |
|                                   | No. 18 Tennessee - 3/5/99 - N         |

**TOURNAMENT TIME**

In Stansbury's 33 previous seasons as a head coach or assistant coach, his teams have gone to the postseason 19 times, with top-five seeds in the NCAA Tournament six times. The Bulldogs reached the postseason 11 times in Stansbury's 14 seasons as a head coach at Mississippi State.

**CHAMPIONSHIP MINDSET**

During Stansbury's final 10 years leading Mississippi State, only Kentucky won more SEC championships than his eight, and over his entire 14-year run at the helm, only Kentucky and Florida won more games. His 293 career victories in the league were the 10th-most in SEC history at the time of his hire at WKU.

**TOP-LEVEL TALENT**

Stansbury has signed seven top-20 recruiting classes during his time as a head coach, including his first two classes at WKU and five at Mississippi State.

**FAMILY TRADITION**

Stansbury's connection to The Hill goes back well before his hiring as head coach to his great uncle, Edgar B. Stansbury, a 1994 WKU Athletics Hall of Famer as a three-sport athlete (baseball, basketball, football), football assistant coach under W.L. "Gander" Terry, and Director of Athletics in 1946 after serving his country in World War II. The concourse inside E.A. Diddle Arena is named in E.B. Stansbury's honor.





# THE STREAK

## WKU SURPASSES 1,000 STRAIGHT GAMES WITH A MADE 3-POINTER

### ELITE COMPANY

WKU became just the fifth team in NCAA history to reach 1,000 straight games with a made 3-pointer at Rice on Feb. 7, 2019. Kentucky was the first program to hit the benchmark on Feb. 11, 2017. The Wildcats' streak eventually ended at 1,047 games and has since been passed by UNLV.

### CURRENT ACTIVE STREAKS

WKU is tied for fourth in the nation among active streaks of consecutive games with a 3-pointer at 1,019 straight contests. UNLV has the longest streak in history, while Vanderbilt, Duke and Arkansas have also eclipsed 1,000 straight games. Arkansas reached the milestone one game behind the Hilltoppers.

#### Longest Active Streaks of Consecutive Games with a Made 3-pointer (thru 12/4)

| Team          | Current Streak     |
|---------------|--------------------|
| 1. UNLV       | 1,081 games        |
| 2. Vanderbilt | 1,071 games        |
| 3. Duke       | 1,069 games        |
| 4. Arkansas   | 1,019 games        |
| <b>WKU</b>    | <b>1,019 games</b> |

### TOP MARKSMEN

#### Most Career 3-Pointers in WKU History

|   |     |
|---|-----|
| 1. T.J. Price, 2012-15                    | 286 |
| 2. Anthony Winchester, 2003-06            | 247 |
| 3. Courtney Lee, 2005-08                  | 245 |
| 4. A.J. Slaughter, 2007-10                | 211 |
| 5. Michael Fralix, 1993-96                | 205 |
| 6. Orlando Mendez-Valdez, 2006-09         | 197 |
| 7. Ty Rogers, 2005-08                     | 193 |
| 8. Mike Wells, 2001-04                    | 179 |
| 9. Chris Harrison-Docks, 2013-16          | 158 |
| 10. Patrick Sparks, 2002-03 (two seasons) | 155 |

### HOW IT ALL STARTED

WKU's streak of consecutive games with a 3-pointer began on March 15, 1987, in a second-round NCAA Tournament game against Syracuse. After failing to make a 3-pointer in an opening-round victory over West Virginia, the Hilltoppers' Kurk Lee sank three 3s against the Orange to start a streak that has lasted nearly 32 years.

### HOW IT REACHED 1,000

Jared Savage hit WKU's first 3-pointer at the 16:38 mark at Rice on Feb. 7, 2019, the first of 10 3s for the Hilltoppers in the double-overtime victory.

### CLOSE CALLS

Getting at least one 3-pointer in every game since 1987 hasn't always come easy for the Hilltoppers. In fact, they've had 19 games during the streak in which they've only hit one 3-pointer. Two of those games came in 2017-18, with both going to the second half before WKU hit its first 3-pointer. The most close calls came in 1987-88 and 1992-93, in which the Hilltoppers netted just one long-range shot in four games both years.

### DOWN TO THE FINAL MINUTE

WKU had to wait until the final minute to make its first 3-pointer against Denver on Jan. 6, 2011. The Hilltoppers played 39 minutes and 9 seconds before Kahlil McDonald sank the team's only 3 of the game.

### THE BIGGEST 3-POINTER IN SCHOOL HISTORY

There's no doubt about the most significant 3-pointer in WKU history. In the first round of the 2008 NCAA Tournament, the 12th-seeded Hilltoppers went to overtime with fifth-seeded Drake. With WKU trailing by one, Rogers knocked down a 26-footer for the win in what has become one of the most iconic shots in NCAA Tournament history. The Hilltoppers went on to advance to the Sweet 16 after defeating San Diego in the second round. Rogers' shot won the ESPY Award that year for Best Finish.

## INDIVIDUAL

### CAREER 1,000-POINT SCORERS

|  |              |
|--|--------------|
| 1. Jim McDaniels, 1969-71                      | 2,238        |
| Courtney Lee, 2005-08                          | 2,238        |
| 3. Ralph Crosthwaite, 1955, '57-59             | 2,076        |
| 4. Tom Marshall, 1951-54                       | 1,909        |
| 5. Brett McNeal, 1986-89                       | 1,856        |
| 6. T.J. Price, 2012-15                         | 1,782        |
| 7. Johnny Britt, 1973-76                       | 1,765        |
| 8. Kannard Johnson, 1984-87                    | 1,738        |
| 9. Anthony Winchester, 2003-06                 | 1,732        |
| 10. Justin Johnson, 2014-present               | 1,715        |
| 11. Bobby Rascoe, 1960-62                      | 1,687        |
| 12. Clem Haskins, 1965-67                      | 1,680        |
| 13. Chris Robinson, 1993-96                    | 1,656        |
| 14. George Fant, 2012-15                       | 1,621        |
| 15. A.J. Slaughter, 2007-10                    | 1,581        |
| 16. Steffphon Pettigrew, 2008-11               | 1,544        |
| 17. Art Spoelstra, 1952-54                     | 1,510        |
| 18. Charlie Osborne, 1959-61                   | 1,359        |
| 19. Craig McCormick, 1979-82                   | 1,354        |
| 20. Tellis Frank, 1984-87                      | 1,323        |
| 21. Darel Carrier, 1962-64                     | 1,318        |
| 22. Chuck Rawlings, 1973-76                    | 1,314        |
| 23. Tony Wilson, 1980-83                       | 1,305        |
| 24. Wayne Chapman, 1966-68                     | 1,292        |
| 25. Roland Shelton, 1987-90                    | 1,269        |
| 26. Darnell Mee, 1991-93                       | 1,253        |
| 27. Mike Wells, 2001-04                        | 1,245        |
| 28. Forest "Frosty" Able, 1953-55              | 1,221        |
| 29. Bobby Jones, 1981-84                       | 1,211        |
| 30. Owen Lawson, 1956-58                       | 1,206        |
| 31. Michael Fraliex, 1993-96                   | 1,205        |
| 32. David Boyden, 2000-03                      | 1,167        |
| 33. Sergio Kersch, 2009-11                     | 1,164        |
| 34. Dwight Smith, 1965-67                      | 1,142        |
| 35. Jim Rose, 1969-71                          | 1,133        |
| 36. Jack Turner, 1949-51, '54                  | 1,123        |
| 37. Mike Prince, 1977-80                       | 1,120        |
| 38. Darrin Horn, 1992-95                       | 1,115        |
| 39. Chris Marcus, 2000-03                      | 1,113        |
| <b>40. Taveion Hollingsworth, 2018-present</b> | <b>1,108</b> |
| 41. Bob Lavoy, 1948-50                         | 1,071        |
| 42. Orlando Mendez-Valdez, 2006-09             | 1,067        |
| 43. Jeremy Evans, 2007-10                      | 1,065        |
| 44. Bobby Jackson, 1961-63                     | 1,060        |
| 45. Derek Robinson, 1999-02                    | 1,038        |
| 46. Gene Rhodes, 1949-52                       | 1,029        |
| 47. Carlisle Towery, 1938-40*                  | 1,010        |
| Bob Daniels, 1954-57                           | 1,010        |
| 49. Don "Duck" Ray, 1942-43, '47-48            | 1,006        |
| John Oldham, 1943, '47-49                      | 1,006        |

### CAREER GAMES STARTED

|  |           |
|--|-----------|
| 1. Jeremy Evans, 2007-08                   | 130       |
| 2. Courtney Lee, 2005-08                   | 127       |
| 3. David Boyden, 2000-03                   | 123       |
| 4. George Fant, 2012-15                    | 122       |
| 5. Kannard Johnson, 1984-87                | 118       |
| 6. Clarence Martin, 1983-87                | 113       |
| 7. T.J. Price, 2012-15                     | 109       |
| 8. Bobby Jones, 1981-84                    | 101       |
| 9. Steffphon Pettigrew, 2008-11            | 97        |
| 10. Brett McNeal, 1986-89                  | 96        |
| Justin Johnson, 2015-18                    | 96        |
| <i>Taveion Hollingsworth, 2018-present</i> | <i>81</i> |

### CAREER MINUTES PLAYED

|  |              |
|--|--------------|
| 1. Courtney Lee, 2005-08                   | 3,957        |
| 2. T.J. Price, 2012-15                     | 3,881        |
| 3. Kannard Johnson, 1984-87                | 3,801        |
| 4. Justin Johnson, 2014-18                 | 3,785        |
| 5. Brett McNeal, 1986-89                   | 3,714        |
| 6. George Fant, 2012-15                    | 3,671        |
| 7. Steffphon Pettigrew, 2008-11            | 3,621        |
| 8. Anthony Winchester, 2003-06             | 3,581        |
| 9. A.J. Slaughter, 2007-10                 | 3,550        |
| 10. Chris Robinson, 1993-96                | 3,339        |
| <i>Taveion Hollingsworth, 2018-present</i> | <i>2,853</i> |

### CAREER FREE THROW PERCENTAGE

|   |                       |
|---|-----------------------|
| 1. Orlando Mendez-Valdez, 2006-09             | .8173 (170-208)       |
| 2. Courtney Lee, 2005-08                      | .8172 (389-476)       |
| 3. Anthony Winchester, 2003-06                | .8103 (299-369)       |
| 4. Eric Back, 1956-58                         | .8098 (166-205)       |
| 5. Darrin Horn, 1992-95                       | .808 (235-291)        |
| 6. Charlie Osborne, 1959-61                   | .801 (511-638)        |
| 7. Michael Fraliex, 1993-96                   | .800 (216-270)        |
| 8. Mike Wells, 2001-04                        | .797 (224-281)        |
| <b>9. Taveion Hollingsworth, 2018-present</b> | <b>.784 (243-310)</b> |
| A.J. Slaughter, 2007-10                       | .784 (315-402)        |
| 11. James McNary, 1985-87                     | .782 (161-206)        |

### CAREER DOUBLE-DOUBLES (since 1960)

|                                     |           |
|-------------------------------------|-----------|
| 1. Jim McDaniels, 1968-71           | 74        |
| 2. Clem Haskins, 1964-67            | 42        |
| 3. Dwight Smith, 1964-67            | 40        |
| Justin Johnson, 2014-18             | 40        |
| 5. Chris Marcus, 1999-02            | 38        |
| 6. Greg Smith, 1965-68              | 34        |
| 7. Jerry Dunn, 1970-72              | 27        |
| 8. Harry Todd, 1960-62              | 26        |
| 9. James Johnson, 1975-78           | 25        |
| 10. Sergio Kersch, 2008-11          | 24        |
| <i>Charles Bassey, 2019-present</i> | <i>21</i> |

### CAREER BLOCKED SHOTS

|  |           |
|--|-----------|
| 1. Jeremy Evans, 2007-10               | 224       |
| 2. Chris Marcus, 2000-03               | 214       |
| 3. Clarence Martin, 1983-87            | 198       |
| 4. Ben Lawson, 2013-17                 | 185       |
| 5. Elgrace Wilborn, 2005-06            | 161       |
| 6. Darius Hall, 1992-95                | 125       |
| 7. George Fant, 2012-15                | 124       |
| 8. Darnell Mee, 1991-93                | 110       |
| <b>9. Charles Bassey, 2019-present</b> | <b>96</b> |
| 10. Teeng Akol, 2011-13                | 95        |
| 11. Mike Wells, 2001-04                | 92        |

## TEAM

## FIELD GOAL PERCENTAGE

## Team Season

|           |                |                       |
|-----------|----------------|-----------------------|
| 1.        | 1981-82        | .528 (799-1513)       |
| 2.        | 1979-80        | .524 (871-1662)       |
| 3.        | 1978-79        | .521 (837-1608)       |
| <b>4.</b> | <b>2019-20</b> | <b>.506 (251-496)</b> |
| 5.        | 1974-75        | .505 (883-1748)       |
| 6.        | 1980-81        | .504 (796-1580)       |
| 7.        | 1975-76        | .501 (1003-2001)      |
| 8.        | 1986-87        | .493 (1171-2373)      |
| 9.        | 2017-18        | .492 (1075-2183)      |
| 10.       | 1977-78        | .484 (1019-2107)      |
| 11.       | 2006-07        | .482 (909-1887)       |

## 3-POINT FIELD GOAL PERCENTAGE

## Team Season

|           |                |                      |
|-----------|----------------|----------------------|
| 1.        | 2006-07        | .404 (263-651)       |
| 2.        | 1989-90        | .402 (175-435)       |
| 3.        | 2007-08        | .393 (270-687)       |
| 4.        | 2005-06        | .389 (257-661)       |
| 5.        | 2001-02        | .380 (279-734)       |
| <b>6.</b> | <b>2019-20</b> | <b>.376 (65-173)</b> |
| 7.        | 1987-88        | .3734 (93-249)       |
| 8.        | 2008-09        | .3725 (266-714)      |
| 9.        | 2003-04        | .371 (198-534)       |
| 10.       | 2004-05        | .370 (240-649)       |
| 11.       | 2002-03        | .364 (253-695)       |

## FREE THROW PERCENTAGE

## Team Season

|           |                |                       |
|-----------|----------------|-----------------------|
| 1.        | 1996-97        | .790 (342-433)        |
| <b>2.</b> | <b>2019-20</b> | <b>.788 (149-189)</b> |
| 3.        | 1961-62        | .755 (538-713)        |
| 4.        | 1960-61        | .747 (554-742)        |
| 5.        | 1959-60        | .737 (576-782)        |
| 6.        | 1964-65        | .727 (472-649)        |
|           | 1988-89        | .727 (362-498)        |
| 8.        | 2006-07        | .725 (499-688)        |
| 9.        | 2018-19        | .724 (524-724)        |
| 10.       | 1965-66        | .722 (489-677)        |
| 11.       | 1990-91        | .719 (427-594)        |

## MISCELLANEOUS STATS

|                                       | 2019-20 | CAREER<br>(WKU) |
|---------------------------------------|---------|-----------------|
| <b>10+ POINT GAMES</b>                |         |                 |
| Charles Bassey                        | 8       | 36              |
| Taveion Hollingsworth                 | 6       | 58              |
| Camron Justice                        | 6       | 6               |
| Carson Williams                       | 6       | 6               |
| Jared Savage                          | 4       | 26              |
| Jordan Rawls                          | 3       | 3               |
| Josh Anderson                         | 2       | 34              |
| <b>20+ POINT GAMES</b>                |         |                 |
| Camron Justice                        | 2       | 2               |
| Charles Bassey                        | 1       | 6               |
| Taveion Hollingsworth                 | 1       | 17              |
| Carson Williams                       | 1       | 1               |
| Jared Savage                          | 0       | 5               |
| Josh Anderson                         | 0       | 2               |
| <b>30+ POINT GAMES</b>                |         |                 |
| Taveion Hollingsworth                 | 0       | 2               |
| <b>10+ REBOUND GAMES</b>              |         |                 |
| Charles Bassey                        | 4       | 21              |
| Taveion Hollingsworth                 | 0       | 1               |
| Jared Savage                          | 0       | 1               |
| <b>10+ ASSIST GAMES</b>               |         |                 |
| <b>DOUBLE-DOUBLES</b>                 |         |                 |
| Charles Bassey                        | 4       | 21              |
| Taveion Hollingsworth                 | 0       | 1               |
| Jared Savage                          | 0       | 1               |
| <b>GAMES LED WKU IN SCORING</b>       |         |                 |
| Charles Bassey                        | 5       | 19              |
| Taveion Hollingsworth                 | 2       | 22              |
| Carson Williams                       | 2       | 2               |
| Camron Justice                        | 2       | 2               |
| Josh Anderson                         | 0       | 8               |
| Jared Savage                          | 0       | 7               |
| <b>GAMES LED WKU IN REBOUNDING</b>    |         |                 |
| Charles Bassey                        | 8       | 31              |
| Carson Williams                       | 2       | 2               |
| Taveion Hollingsworth                 | 0       | 4               |
| Jared Savage                          | 0       | 3               |
| Josh Anderson                         | 0       | 2               |
| <b>GAMES LED WKU IN ASSISTS</b>       |         |                 |
| Taveion Hollingsworth                 | 4       | 15              |
| Camron Justice                        | 2       | 2               |
| Jordan Rawls                          | 2       | 2               |
| Carson Williams                       | 2       | 2               |
| Jared Savage                          | 1       | 4               |
| Charles Bassey                        | 1       | 3               |
| Josh Anderson                         | 0       | 8               |
| <b>GAMES LED WKU IN BLOCKED SHOTS</b> |         |                 |
| Charles Bassey                        | 5       | 35              |
| Josh Anderson                         | 2       | 10              |
| Jared Savage                          | 2       | 6               |
| Matt Horton                           | 1       | 2               |
| Carson Williams                       | 1       | 1               |
| Taveion Hollingsworth                 | 0       | 3               |
| <b>GAMES LED WKU IN STEALS</b>        |         |                 |
| Carson Williams                       | 4       | 4               |
| Josh Anderson                         | 3       | 25              |
| Taveion Hollingsworth                 | 3       | 21              |
| Jared Savage                          | 2       | 11              |
| Charles Bassey                        | 2       | 9               |
| Isaiah Cozart                         | 1       | 1               |
| Jordan Rawls                          | 1       | 1               |
| Camron Justice                        | 1       | 1               |
| Matt Horton                           | 1       | 1               |
| Jeremiah Gambrell                     | 0       | 1               |

## WKU BY SITUATION IN RECENT YEARS

| CATEGORY                     | 2016-17 | 2017-18 | 2018-19 | 2019-20 | UNDER STANSBURY |
|------------------------------|---------|---------|---------|---------|-----------------|
| All games                    | 15-17   | 27-11   | 20-14   | 6-3     | 68-45           |
| Conference games             | 9-9     | 14-4    | 11-7    | 0-0     | 34-20           |
| Non-con/postseason games     | 6-8     | 13-7    | 9-6     | 6-3     | 34-24           |
| Home                         | 11-3    | 14-3    | 10-4    | 3-0     | 38-10           |
| Away                         | 4-12    | 9-5     | 6-8     | 1-1     | 20-26           |
| Neutral site                 | 0-2     | 4-3     | 4-2     | 2-2     | 10-9            |
| Televised games              | 14-13   | 27-11   | 20-14   | 6-3     | 67-41           |
| vs. Ranked opponents         | 0-1     | 1-2     | 2-1     | 0-1     | 3-5             |
| vs. Unranked opponents       | 15-16   | 26-8    | 18-13   | 6-2     | 65-39           |
| Winning the tip              | 13-10   | 20-8    | 13-7    | 5-2     | 51-27           |
| Losing the tip               | 2-7     | 7-3     | 7-7     | 1-1     | 17-18           |
| Scoring first                | 10-8    | 18-7    | 15-6    | 4-1     | 47-22           |
| Opponent scores first        | 5-9     | 9-4     | 5-8     | 2-2     | 21-23           |
| Leading at halftime          | 13-3    | 22-1    | 11-7    | 5-2     | 51-13           |
| Trailing at halftime         | 1-14    | 5-9     | 9-6     | 1-1     | 16-30           |
| Tied at halftime             | 1-0     | 0-1     | 0-1     | 0-0     | 1-2             |
| Leading with 5:00 to play    | 13-0    | 23-1    | 17-2    | 6-1     | 59-4            |
| Trailing with 5:00 to play   | 2-17    | 3-10    | 3-12    | 0-2     | 8-41            |
| Tied with 5:00 to play       | 0-0     | 1-0     | 0-0     | 0-0     | 1-0             |
| In overtime                  | 0-0     | 1-0     | 2-1     | 0-0     | 3-1             |
| Games decided by ≤3 pts.     | 4-1     | 2-3     | 4-3     | 0-2     | 10-9            |
| Games decided by 4-10 pts.   | 3-6     | 9-5     | 9-8     | 2-0     | 23-19           |
| Games decided by 11+ pts.    | 8-10    | 16-3    | 7-3     | 4-1     | 35-17           |
| Shooting 50% or higher       | 6-2     | 18-1    | 7-2     | 5-0     | 36-5            |
| Shooting 40-49%              | 7-8     | 6-6     | 11-7    | 1-2     | 25-23           |
| Shooting less than 40%       | 2-7     | 3-4     | 2-5     | 0-1     | 7-17            |
| Opp. shooting 50% or higher  | 2-6     | 0-4     | 1-3     | 0-0     | 3-13            |
| Opp. shooting 40-49%         | 7-7     | 15-5    | 9-9     | 4-3     | 35-24           |
| Opp. shooting less than 40%  | 6-4     | 12-2    | 10-2    | 2-0     | 30-8            |
| Make more 3FG than opp.      | 7-4     | 8-2     | 4-1     | 4-0     | 23-7            |
| Make fewer 3FG than opp.     | 7-12    | 17-8    | 11-12   | 2-2     | 37-34           |
| 3FG made are even            | 1-1     | 2-1     | 5-1     | 0-1     | 8-4             |
| Attempt more FT than opp.    | 14-11   | 24-6    | 17-7    | 6-1     | 61-25           |
| Attempt fewer FT than opp.   | 1-6     | 3-5     | 3-7     | 0-2     | 7-20            |
| FT attempts are even         | 0-0     | 0-0     | 0-0     | 0-0     | 0-0             |
| More rebounds than opp.      | 13-5    | 18-3    | 14-5    | 5-0     | 50-13           |
| Fewer rebounds than opp.     | 2-11    | 8-7     | 4-9     | 1-3     | 15-30           |
| Rebounds are even            | 0-1     | 1-1     | 2-0     | 0-0     | 3-2             |
| More assists than opp.       | 9-4     | 13-1    | 9-4     | 3-0     | 34-9            |
| Fewer assists than opp.      | 4-13    | 11-8    | 10-10   | 2-3     | 27-34           |
| Assists are even             | 2-0     | 3-2     | 1-0     | 1-0     | 7-2             |
| Commit more TOs than opp.    | 10-14   | 11-4    | 9-10    | 4-0     | 34-28           |
| Commit fewer TOs than opp.   | 5-2     | 15-6    | 10-3    | 2-2     | 31-13           |
| Turnovers are even           | 0-1     | 1-1     | 1-1     | 0-1     | 2-4             |
| Scoring 100+ points          | 0-0     | 3-0     | 0-0     | 1-0     | 4-0             |
| Scoring 90-99 points         | 1-0     | 3-0     | 2-0     | 1-0     | 7-0             |
| Scoring 80-89 points         | 2-1     | 8-3     | 4-1     | 1-0     | 15-5            |
| Scoring 70-79 points         | 7-5     | 10-2    | 8-4     | 2-2     | 27-13           |
| Scoring 60-69 points         | 5-3     | 2-5     | 6-5     | 1-0     | 14-13           |
| Scoring fewer than 60 points | 0-8     | 1-1     | 0-4     | 0-1     | 1-14            |
| Allowing 100+ points         | 0-0     | 0-1     | 0-0     | 0-0     | 0-1             |
| Allowing 90-99 points        | 1-3     | 1-0     | 0-0     | 0-0     | 2-3             |
| Allowing 80-89 points        | 1-4     | 3-4     | 2-4     | 0-0     | 6-12            |
| Allowing 70-79 points        | 1-6     | 5-2     | 6-4     | 2-3     | 14-14           |
| Allowing 60-69 points        | 8-2     | 13-4    | 5-6     | 4-0     | 30-12           |
| Allowing fewer than 60 pts.  | 4-2     | 5-0     | 7-0     | 0-0     | 16-2            |
| Following a win              | 8-8     | 19-8    | 12-8    | 4-2     | 43-26           |
| Following a loss             | 7-9     | 8-3     | 8-6     | 2-1     | 25-19           |
| More bench points than opp.  | 9-5     | 14-2    | 6-2     | 3-0     | 32-9            |
| Fewer bench pts. than opp.   | 6-12    | 12-9    | 14-12   | 2-3     | 34-36           |
| Bench points are even        | 0-0     | 1-0     | 0-0     | 1-0     | 2-0             |
| in November                  | 3-4     | 5-2     | 3-3     | 6-2     | 17-11           |
| in December                  | 4-3     | 5-3     | 4-3     | 0-1     | 13-10           |
| in January                   | 4-4     | 5-1     | 5-4     | 0-0     | 14-9            |
| in February                  | 2-5     | 7-1     | 5-2     | 0-0     | 14-8            |
| in March                     | 2-1     | 5-4     | 3-2     | 0-0     | 10-7            |
| on Monday                    | 1-0     | 1-0     | 1-0     | 2-0     | 5-0             |
| on Tuesday                   | 1-0     | 1-2     | 0-1     | 1-1     | 3-4             |
| on Wednesday                 | 4-3     | 3-2     | 0-3     | 0-0     | 7-8             |
| on Thursday                  | 3-4     | 9-1     | 8-1     | 0-0     | 20-6            |
| on Friday                    | 0-1     | 3-1     | 2-0     | 1-2     | 6-4             |
| on Saturday                  | 5-9     | 9-4     | 8-7     | 2-0     | 24-20           |
| on Sunday                    | 1-0     | 1-1     | 1-2     | 0-0     | 3-3             |

## THE LAST TIME IT HAPPENED

### A WKU TEAM:

|   |                                 |
|---|---------------------------------|
| <b>Was ranked</b>   | <b>2007-08</b>                  |
| Final Associated Press Poll (No. 22)                          |                                 |
| <b>Received votes in a national poll</b>                      | <b>11/19/18</b>                 |
| USA TODAY Coaches Poll (RV)                                   |                                 |
| <b>Played a ranked team</b>                                   | <b>11/29/19</b>                 |
| (L) 71-54 vs. No. 2 Louisville                                |                                 |
| <b>Beat a ranked team</b>                                     | <b>12/29/18</b>                 |
| (W) 83-76 vs No. 15/16 Wisconsin                              |                                 |
| <b>Won 5+ straight</b>  | <b>01/31/19 - 02/14/19 (5)</b>  |
| <b>Won 10+ straight</b>                                       | <b>01/10/08 - 02/16/08 (11)</b> |
| <b>Won 15+ straight</b>                                       | <b>01/03/02 - 03/05/02 (15)</b> |
| <b>Won 20+ straight</b>                                       | <b>12/03/66 - 02/20/67 (21)</b> |
| <b>Lost 5+ straight</b>                                       | <b>12/31/11 - 01/15/12 (5)</b>  |
| <b>Scored 100 pts</b>   | <b>11/18/19</b>                 |
| (W) 109-66 vs. Campbellsville                                 |                                 |
| <b>Scored 100 pts on the road</b>                             | <b>02/15/18</b>                 |
| (W) 102-94 at North Texas (OT)                                |                                 |
| <b>Scored 100 pts and lost</b>                                | <b>01/29/04</b>                 |
| (L) 110-102 vs. Louisiana-Lafayette                           |                                 |
| <b>Allowed 100 pts</b>  | <b>03/03/18</b>                 |
| (L) 101-73 at UAB   |                                 |
| <b>Allowed 100 pts at home</b>                                | <b>12/22/10</b>                 |
| (L) 114-82 vs. #25 Louisville                                 |                                 |
| <b>Allowed 100 pts and won</b>                                | <b>12/03/73</b>                 |
| (W) 102-100 at Arkansas                                       |                                 |
| <b>Scored fewer than 50 pts</b>                               | <b>11/25/16</b>                 |
| (L) 86-47 vs. Washington                                      |                                 |
| <b>Allowed fewer than 50 pts</b>                              | <b>03/09/18</b>                 |
| (W) 57-49 vs. Old Dominion                                    |                                 |
| <b>Back-to-back 20-point wins</b>                             | <b>2018</b>                     |
| 02/22/18 • (W) 93-55 vs. Charlotte                            |                                 |
| 02/24/18 • (W) 88-66 vs. Old Dominion                         |                                 |
| <b>30-point win</b>   | <b>11/18/19</b>                 |
| (W) 109-66 vs. Campbellsville                                 |                                 |
| <b>Back-to-back 30-point wins</b>                             | <b>2014</b>                     |
| 12/27/14 • (W) 89-42 vs. Brescia (Ky.)                        |                                 |
| 12/29/14 • (W) 104-62 vs. Alice Lloyd (Ky.) College           |                                 |
| <b>40-point win</b>   | <b>11/18/19</b>                 |
| (W) 109-66 vs. Campbellsville                                 |                                 |
| <b>Back-to-back 40-point wins</b>                             | <b>2014</b>                     |
| 12/27/14 • (W) 89-42 vs. Brescia (Ky.)                        |                                 |
| 12/29/14 • (W) 104-62 vs. Alice Lloyd (Ky.) College           |                                 |
| <b>50-point win</b>   | <b>01/03/04</b>                 |
| (W) 107-52 vs. Kentucky State                                 |                                 |
| <b>60-point win</b>   | <b>12/15/01</b>                 |
| (W) 103-40 vs. West Alabama                                   |                                 |
| <b>30-point loss</b>  | <b>11/25/16</b>                 |
| (L) 86-47 vs. Washington                                      |                                 |
| <b>Played in OT game</b>                                      | <b>03/06/19</b>                 |
| (L) 81-76 (OT) vs. UTSA                                       |                                 |
| <b>Played in a 2OT game</b>                                   | <b>02/07/19</b>                 |
| (W) 92-85 (2OT) at Rice                                       |                                 |
| <b>Played in a 3OT game</b>                                   | <b>01/19/84</b>                 |
| (L) 76-74 (3OT) vs. Jacksonville                              |                                 |
| <b>Played in back-to-back OT games</b>                        | <b>2016</b>                     |
| 02/06/16 • (L) 93-89 (OT) at UTEP                             |                                 |
| 02/13/16 • (L) 96-93 (OT) vs. Marshall                        |                                 |
| <b>Won on "last second" shot</b>                              | <b>02/08/14</b>                 |
| (W) 79-78 at UALR   |                                 |
| Trency Jackson hit a 28-footer with 0:00.0 left in regulation |                                 |
| <b>Lost on "last second" shot</b>                             | <b>03/21/09</b>                 |
| (L) 83-81 in NCAA Tournament vs. #10 Gonzaga                  |                                 |
| Demetri Goodson hit 6-footer at 0:00.9                        |                                 |
| <b>Had 5 players in double figures</b>                        | <b>11/18/19</b>                 |
| (W) 109-66 vs. Campbellsville                                 |                                 |
| <b>Had 6 players in double figures</b>                        | <b>11/18/19</b>                 |
| (W) 109-66 vs. Campbellsville                                 |                                 |
| <b>Had 7 players in double figures</b>                        | <b>11/18/19</b>                 |
| (W) 109-66 vs. Campbellsville                                 |                                 |
| <b>Had 8 players in double figures</b>                        | <b>12/08/93</b>                 |
| (W) 129-91 vs. North Florida                                  |                                 |
| <b>Had 2 double-figure rebounders</b>                         | <b>03/27/18</b>                 |
| Dwight Coleby (13) and Justin Johnson (11) vs. Utah           |                                 |

|  |                 |
|--|-----------------|
| <b>Had two 20-point scorers</b>                                    | <b>11/25/19</b> |
| Charles Bassey (24) and Camron Justice (23) vs. Fordham            |                 |
| <b>Had three 20-point scorers</b>                                  | <b>11/13/07</b> |
| (W) 88-67 vs. Kentucky Wesleyan                                    |                 |
| <b>Had two 25-point scorers</b>                                    | <b>02/15/18</b> |
| Taveion Hollingsworth (30) and Darius Thompson (28) at North Texas |                 |
| <b>Had 10+ 3FGs</b>  | <b>11/23/19</b> |
| 11-of-19 vs. Illinois State  |                 |
| <b>Held opponent under 35.0% shooting</b>                          | <b>11/18/19</b> |
| 34.7% (25-of-72) vs. Campbellsville                                |                 |
| <b>Committed fewer than 10 TOs</b>                                 | <b>03/14/19</b> |
| 9 vs. North Texas  |                 |
| <b>Committed fewer than 5 TOs</b>                                  | <b>03/11/16</b> |
| 4 vs. Old Dominion   |                 |
| <b>Committed 25+ TOs</b>   | <b>11/18/14</b> |
| 25 at Minnesota  |                 |
| <b>Forced 25+ TOs</b>  | <b>11/10/12</b> |
| 26 at Southern Miss  |                 |
| <b>Shot 60% from the field</b>                                     | <b>11/18/19</b> |
| 61.5% vs. Campbellsville   |                 |
| <b>Shot 70% from the field</b>                                     | <b>02/24/84</b> |
| 71.1% vs. UAB  |                 |
| <b>Shot 90% from FT line (min. 10)</b>                             | <b>12/19/17</b> |
| 100% (11-of-11) vs. Belmont  |                 |

### A WKU INDIVIDUAL:

|  |                 |
|--|-----------------|
| <b>Scored 25 pts</b>   | <b>11/18/19</b> |
| Carson Williams (27) vs. Campbellsville  |                 |
| <b>Scored 30 pts</b>   | <b>03/21/18</b> |
| Taveion Hollingsworth (30) at Oklahoma State                                   |                 |
| <b>Scored 40 pts</b>   | <b>01/29/04</b> |
| Anthony Winchester (40) vs. Louisiana-Lafayette                                |                 |
| <b>Scored 50 pts</b>   | <b>01/30/65</b> |
| Clem Haskins (55) vs. Middle Tennessee   |                 |
| <b>Scored 15+ pts in a half</b>  | <b>11/25/19</b> |
| Camron Justice (15 pts, 1st half) vs. Fordham                                  |                 |
| <b>Had 15 rebounds</b>   | <b>01/31/19</b> |
| Charles Bassey (18) vs. UTSA   |                 |
| <b>Had 20 rebounds</b>   | <b>11/25/00</b> |
| Chris Marcus (21) vs. Tennessee State  |                 |
| <b>Had 25 rebounds</b>   | <b>03/07/72</b> |
| Granville Bunton (27) at Morehead State  |                 |
| <b>Had 20 pts and 10 rebs</b>  | <b>11/25/19</b> |
| Charles Bassey (24 pts, 12 rebs) vs. Fordham                                   |                 |
| <b>Had 10 assists</b>  | <b>02/07/19</b> |
| Lamonte Bearden (11) at Rice   |                 |
| <b>Had 5 blocks</b>  | <b>02/07/19</b> |
| Charles Bassey (5) at Rice   |                 |
| <b>Had 5 steals</b>  | <b>11/15/19</b> |
| Josh Anderson (5) at Eastern Kentucky  |                 |
| <b>Had a double-double</b>   | <b>11/25/19</b> |
| Charles Bassey (24 pts, 12 rebs) vs. Fordham                                   |                 |
| <b>Two players had a double-double</b>   | <b>02/07/19</b> |
| Lamonte Bearden (16 pts, 11 asts) and Charles Bassey (10 pts, 14 rebs) at Rice |                 |
| <b>Had a triple-double</b>   | <b>01/06/18</b> |
| Darius Thompson (33 pts, 10 rebs, 10 asts) at Marshall                         |                 |

### AN OPPOSING INDIVIDUAL:

|   |                 |
|---|-----------------|
| <b>Scored 30 pts</b>                            | <b>11/15/19</b> |
| Jomaru Brown, Eastern Kentucky (41)             |                 |
| <b>Scored 40 pts</b>                            | <b>11/15/19</b> |
| Jomaru Brown, Eastern Kentucky (41)             |                 |
| <b>Had 15 rebounds</b>                          | <b>01/24/19</b> |
| Leonard Harper-Baker, Southern Miss (15)        |                 |
| <b>Had 20 rebounds</b>                          | <b>12/07/03</b> |
| Cuthbert Victor, Murray State (20)              |                 |
| <b>Had 20 pts and 10 rebs</b>                   | <b>12/29/18</b> |
| Ethan Happ, Wisconsin (20 pts and 12 rebs)      |                 |
| <b>Had 10 assists</b>                           | <b>01/26/19</b> |
| Amorie Archibald, Louisiana Tech (10)           |                 |
| <b>Had a double-double</b>                      | <b>12/03/19</b> |
| Grant Basile, Wright State (12 pts and 10 rebs) |                 |





# HEAD COACH RICK STANSBURY

**CAREER RECORD: 361-211 (18TH SEASON)**  
**RECORD AT WKU: 68-45 (FOURTH SEASON)**

With 361 career wins and 12 postseason trips as a head coach to his credit, Rick Stansbury is the 15th head men's basketball coach at Western Kentucky University. Stansbury was hired to lead the WKU program on March 28, 2016.

Stansbury has led the Hilltoppers to back-to-back 20-win seasons and appearances in the Conference USA Tournament title game. Over the last two seasons, WKU has eight wins against opponents from the top seven leagues, a 7-3 record against Power Five programs and a 3-3 mark against top-25 foes.

In the 2018-19 season, the Hilltoppers finished 20-14 and earned the No. 2 seed in C-USA, the program's highest league finish since 2014. WKU sold out of general season tickets for the first time since E.A. Diddle Arena opened in 1963 and averaged 5,809 fans per game, the highest average attendance since the venue's renovation in 2002.

Since Stansbury took over the program, average attendance in Diddle Arena has risen by 58 percent.

In Stansbury's second season in 2017-18, the Hilltoppers finished 27-11 – their most wins since the 2007-08 season and the most wins in the state of Kentucky that year – and advanced to the semifinals of the NIT for the first time since 1954. WKU finished the season 4-2 against Power 5 conference teams and was one of four teams in the nation – including the only non-Power 5 – to register wins over opponents from each of the ACC, SEC, Pac-12 and Big Ten conferences.

The season was the 10th in WKU history with at least 27 wins, and the 27 victories tied for the most in a season for Stansbury, who also won 27 games in 2001-02 at Mississippi State.

In Stansbury's three seasons at the helm, the Hilltoppers are a combined 35-10 inside E.A. Diddle Arena. Stansbury has never registered less than 10 home wins in a season as a head coach. He has a 77.8 percent winning percentage overall in home games at the helm, including an 86.4 percent clip in nonconference contests.

Stansbury, a Battletown, Ky., native and Campbellsville University Class of 2003 Hall of Famer, came to The Hill following two years at 2015-16 Southeastern Conference regular season champion Texas A&M, which included a run to the 2016 NCAA Sweet 16.

In his 33 seasons as a head coach or an assistant coach, Stansbury's teams have gone to the postseason 19 times, with Top 5 seeds in the NCAA Tournament in 2016 (3), 2004 (2), 2003 (5), 2002 (3), 1996 (5) and 1995 (5) and in the NIT in 2018 (4), 2012 (4), 2010 (1), and 2007 (1).

The veteran head coach made his name over a 22-year run at Mississippi State, including the final 14 as head coach (1999-2012), where he compiled a career record of 293-166 (.638), led the Bulldogs to the postseason 11 times – with six NCAA appearances – and became Mississippi State's all-time wins leader in the process.

In his two seasons in College Station, working for head coach Billy Kennedy, Stansbury helped the Aggie coaching staff sign a consensus top-10 recruiting class, a class regarded

## THE STANSBURY FILE

### PERSONAL

**Born:** Dec. 23, 1959

**Hometown:** Battletown, Ky.

**Wife:** Meo **Children:** Isaac, Noah, Luke

### COACHING CAREER

**1981-82:** Campbellsville (student assistant)

**1983-84:** Cumberland (graduate assistant)

**1985-90:** Austin Peay (assistant coach)

**1990-94:** Mississippi State (assistant coach)

**1994-98:** Mississippi State (assoc. head coach)

**1998-2012:** Mississippi State (head coach)

**2014-15:** Texas A&M (assistant coach)

**2015-16:** Texas A&M (associate head coach)

**2016-Present:** WKU (head coach)

as one of the best in school history, in 2015. In the 2015-16 campaign, with Stansbury serving as associate head coach, the Aggies set a school record for wins with 28 after a 21-12 campaign and third-place SEC finish in his first season. Texas A&M's run to the Sweet 16 was the deepest the Aggies have advanced in the tournament in program history.

During Stansbury's final 10 years leading Mississippi State, only Kentucky won more SEC championships than his eight, and over his entire 14-year run at the helm, only Kentucky and Florida won more games. His 293 career victories are the 10th-most in SEC history. The Bulldogs won the SEC tournament in 2002 and 2009, the overall SEC championship in 2004 and dominated the league's Western Division during Stansbury's tenure, winning the side in 2003, 2004, 2007, 2008 and 2010.

His teams were also postseason regulars, appearing in the NCAA Tournament or NIT in 11 of his 14 seasons as MSU's head coach, including trips to the NCAA Tournament in four consecutive seasons (2002-2005) and consecutive appearances in 2008 and 2009 with NIT trips in 1999, 2001, 2007, 2010 and 2012. Including his time as an assistant, Mississippi State went to the postseason 15 times in 22 seasons.

Seven Bulldogs earned All-America honors, 23 were named All-SEC (11 first teamers), and he posted 20 or more wins in 10 seasons during his 14-year run as head coach. Prior to Stansbury taking over as head coach, MSU had just seven postseason tournament appearances and won at least 20 games just seven times in the school's previous 86 years of basketball competition.

Stansbury has been a winner in every capacity.

Off the court, Stansbury's program graduated players at a rate never before seen at Mississippi State. Over his time as head coach, only Vanderbilt had a higher graduation rate in the SEC, and the Bulldogs were third in the SEC with 41 academic honorees in 14 years. Fans also came out in droves in Starkville to watch Stansbury's Bulldogs play. Of the Top 30 most attended games in MSU history, 26 came during Stansbury's run as head coach including all of the Top 10. He was the only coach in MSU history to average more than 10,000 fans per game in SEC play (2003-04/10/2009), and his Bulldogs played in front of an average of over 7,000 fans per

## CAREER RECORD BY OPPONENT 2019-20 OPPONENTS IN BOLD

| TEAM                     | W-L          | PCT          |
|--------------------------|--------------|--------------|
| AKRON                    | 0-2          | .000         |
| ALABAMA                  | 16-14        | .533         |
| ALABAMA A&M              | 4-0          | 1.000        |
| <b>UAB</b>               | <b>6-3</b>   | <b>.667</b>  |
| ALABAMA STATE            | 4-0          | 1.000        |
| APPALACHIAN STATE        | 1-0          | 1.000        |
| ARIZONA                  | 2-1          | .667         |
| <b>ARKANSAS</b>          | <b>17-14</b> | <b>.548</b>  |
| ARKANSAS-LITTLE ROCK     | 3-0          | 1.000        |
| ARKANSAS-PINE BLUFF      | 2-0          | 1.000        |
| ARKANSAS STATE           | 2-0          | 1.000        |
| AUBURN                   | 16-12        | .571         |
| <b>AUSTIN PEAY</b>       | <b>3-0</b>   | <b>1.000</b> |
| BAYLOR                   | 0-1          | .000         |
| <b>BELMONT</b>           | <b>1-3</b>   | <b>.250</b>  |
| BETHUNE-COOKMAN          | 1-0          | 1.000        |
| BIRMINGHAM-SOUTHERN      | 1-0          | 1.000        |
| BOSTON COLLEGE           | 1-0          | 1.000        |
| <b>BOWLING GREEN</b>     | <b>0-1</b>   | <b>.000</b>  |
| BRADLEY                  | 1-0          | 1.000        |
| BUTLER                   | 0-1          | .000         |
| CALIFORNIA               | 0-1          | .000         |
| <b>CAMPBELLVILLE</b>     | <b>1-0</b>   | <b>1.000</b> |
| CENTENARY                | 4-0          | 1.000        |
| <b>CHARLOTTE</b>         | <b>6-2</b>   | <b>.750</b>  |
| CHATTANOOGA              | 1-0          | 1.000        |
| CINCINNATI               | 0-2          | .000         |
| CLEMSON                  | 0-2          | .000         |
| COLORADO STATE           | 0-1          | .000         |
| DEPAUL                   | 1-0          | 1.000        |
| DETROIT MERCY            | 2-1          | .667         |
| DUKE                     | 0-1          | .000         |
| EAST TENNESSEE STATE     | 0-1          | .000         |
| <b>EASTERN KENTUCKY</b>  | <b>4-1</b>   | <b>.800</b>  |
| FAIRFIELD                | 1-0          | 1.000        |
| FAIRLEIGH DICKINSON      | 1-0          | 1.000        |
| FLORIDA                  | 8-9          | .471         |
| FLORIDA A&M              | 2-0          | 1.000        |
| <b>FLORIDA ATLANTIC</b>  | <b>4-1</b>   | <b>.800</b>  |
| <b>FIU</b>               | <b>2-1</b>   | <b>.667</b>  |
| FLORIDA STATE            | 1-1          | .500         |
| <b>FORDHAM</b>           | <b>1-0</b>   | <b>1.000</b> |
| GEORGE MASON             | 1-1          | .500         |
| GEORGIA                  | 9-9          | .500         |
| GEORGIA STATE            | 2-0          | 1.000        |
| HAWAII                   | 0-1          | .000         |
| HOLY CROSS               | 1-0          | 1.000        |
| HOUSTON                  | 2-0          | 1.000        |
| IDAHO                    | 1-0          | 1.000        |
| ILLINOIS-CHICAGO         | 1-0          | 1.000        |
| <b>ILLINOIS STATE</b>    | <b>1-0</b>   | <b>1.000</b> |
| INDIANA STATE            | 2-1          | .667         |
| JACKSON STATE            | 2-0          | 1.000        |
| JACKSONVILLE             | 1-0          | 1.000        |
| JACKSONVILLE STATE       | 5-0          | 1.000        |
| KENTUCKY                 | 4-13         | .235         |
| KENTUCKY WESLEYAN        | 1-0          | 1.000        |
| LAFAYETTE                | 1-0          | 1.000        |
| LIBERTY                  | 1-0          | 1.000        |
| LOUISIANA-LAFAYETTE      | 3-2          | .600         |
| LOUISIANA-MONROE         | 4-0          | 1.000        |
| LSU                      | 18-13        | .581         |
| <b>LOUISIANA TECH</b>    | <b>4-2</b>   | <b>.667</b>  |
| <b>LOUISVILLE</b>        | <b>0-1</b>   | <b>.000</b>  |
| LOYOLA MARYMOUNT         | 2-0          | 1.000        |
| <b>MARSHALL</b>          | <b>3-4</b>   | <b>.429</b>  |
| MASSACHUSETTS            | 0-1          | .000         |
| MCNEESE STATE            | 5-0          | 1.000        |
| MEMPHIS                  | 0-1          | .000         |
| MIAMI (FLA.)             | 1-1          | .500         |
| MIAMI-OHIO               | 0-1          | .000         |
| <b>MIDDLE TENNESSEE</b>  | <b>1-4</b>   | <b>.200</b>  |
| MISSISSIPPI VALLEY STATE | 3-0          | 1.000        |
| MISSOURI                 | 1-2          | .333         |
| MISSOURI-KANSAS CITY     | 1-0          | 1.000        |
| MISSOURI STATE           | 0-2          | .000         |
| MONMOUTH                 | 1-0          | 1.000        |
| MONTANA STATE            | 1-1          | .500         |

## CAREER RECORD BY OPPONENT

### 2019-20 OPPONENTS IN BOLD

| TEAM                     | W-L            | PCT          |
|--------------------------|----------------|--------------|
| MURRAY STATE             | 1-0            | 1.000        |
| NEW ORLEANS              | 4-0            | 1.000        |
| NICHOLLS                 | 6-0            | 1.000        |
| NORTHWESTERN             | 1-0            | 1.000        |
| NORTHWESTERN STATE       | 2-1            | .667         |
| NORTH ALABAMA            | 1-0            | 1.000        |
| NORTH CAROLINA           | 0-1            | .000         |
| NORTH CAROLINA A&T       | 2-0            | 1.000        |
| <b>NORTH TEXAS</b>       | <b>5-0</b>     | <b>1.000</b> |
| OHIO                     | 1-1            | .500         |
| OKLAHOMA                 | 1-0            | 1.000        |
| OKLAHOMA STATE           | 1-0            | 1.000        |
| <b>OLD DOMINION</b>      | <b>4-5</b>     | <b>.444</b>  |
| OLE MISS                 | 21-8           | .724         |
| OREGON                   | 1-0            | 1.000        |
| PITTSBURGH               | 1-0            | 1.000        |
| PURDUE                   | 1-0            | 1.000        |
| <b>RICE</b>              | <b>3-0</b>     | <b>1.000</b> |
| RICHMOND                 | 2-2            | .500         |
| RIDER                    | 0-1            | .000         |
| RUTGERS                  | 0-1            | .000         |
| SAINT MARY'S (CALIF.)    | 2-2            | .500         |
| SAM HOUSTON STATE        | 1-0            | 1.000        |
| SAN DIEGO                | 2-1            | .667         |
| SANTA CLARA              | 2-0            | 1.000        |
| SMU                      | 1-0            | 1.000        |
| SOUTH ALABAMA            | 7-1            | .875         |
| SOUTH CAROLINA           | 12-5           | .706         |
| SOUTH CAROLINA STATE     | 1-0            | 1.000        |
| SOUTHEASTERN LOUISIANA   | 5-1            | .833         |
| SOUTHERN ILLINOIS        | 0-1            | .000         |
| <b>SOUTHERN MISS</b>     | <b>6-0</b>     | <b>1.000</b> |
| STANFORD                 | 1-1            | .500         |
| ST. BONAVENTURE          | 2-0            | 1.000        |
| SYRACUSE                 | 0-1            | .000         |
| TENNESSEE                | 7-9            | .438         |
| TENNESSEE-MARTIN         | 5-0            | 1.000        |
| TENNESSEE STATE          | 2-0            | 1.000        |
| <b>TENNESSEE TECH</b>    | <b>1-0</b>     | <b>1.000</b> |
| TEXAS                    | 0-2            | .000         |
| TEXAS A&M                | 1-0            | 1.000        |
| TEXAS A&M-CORPUS CHRISTI | 2-0            | 1.000        |
| TEXAS-PAN AMERICAN       | 1-0            | 1.000        |
| TEXAS TECH               | 0-1            | .000         |
| TROY                     | 3-1            | .750         |
| TULANE                   | 3-0            | 1.000        |
| TULSA                    | 0-1            | .000         |
| UCF                      | 0-1            | .000         |
| UC IRVINE                | 1-0            | 1.000        |
| UCLA                     | 1-0            | 1.000        |
| UNLV                     | 0-1            | .000         |
| USC                      | 1-0            | 1.000        |
| UTAH                     | 0-1            | .000         |
| UTAH STATE               | 1-0            | 1.000        |
| <b>UTEP</b>              | <b>3-0</b>     | <b>1.000</b> |
| <b>UTSA</b>              | <b>2-3</b>     | <b>.400</b>  |
| VALPARAISO               | 1-1            | .500         |
| VANDERBILT               | 11-8           | .579         |
| VILLANOVA                | 0-1            | .000         |
| VIRGINIA TECH            | 1-1            | .500         |
| WASHINGTON               | 0-3            | .000         |
| WASHINGTON STATE         | 0-2            | .000         |
| WEST VIRGINIA            | 2-1            | .667         |
| WESTERN KENTUCKY         | 3-1            | .750         |
| WISCONSIN                | 1-1            | .500         |
| WINTHROP                 | 0-1            | .000         |
| <b>WRIGHT STATE</b>      | <b>2-1</b>     | <b>.667</b>  |
| XAVIER                   | 3-1            | .750         |
| <b>TOTALS</b>            | <b>361-211</b> | <b>.631</b>  |



night in six of his 14 seasons as head coach.

Stansbury also brings to The Hill a national reputation of success as evidenced by his 2004 SEC Associated Press Coach of the Year, finalist for National Coach of the Year, and District 17 NABC Coach of the Year awards. During the 2003-04 season, Stansbury's Bulldogs ranked as high as No. 4 in the AP poll and finished No. 8 that year, their third consecutive Top 25 finish in the final AP poll.

As a recruiter, Stansbury is no stranger to sending players to the NBA ranks. Since 1996, Stansbury has helped guide nine players to the NBA, including Erick Dampier, the 10th overall pick in the 1996 Draft. Other pros under his tutelage include Mario Austin, Derrick Zimmerman, Jarvis Varnado and Rodney Hood.

Stansbury's WKU recruiting class for 2018-19 was ranked No. 19 in the country by Rivals and No. 27 by 247Sports. His 2017-18 class was ranked in the top 10 nationally by every major recruiting outlet and was the program's first top-25 class in the modern recruiting era.

WKU is one of nine programs with back-to-back top-20 recruiting classes as ranked by Rivals in 2017 and 2018, along with Duke, Kentucky, UCLA, Oregon, Kansas, North Carolina, Texas and Michigan State.

NBA scouts have always had their eyes on his programs, including in the 2018-19 season. WKU hosted the first Pro Day in program history in October with more than 20 NBA scouts in attendance and played in front of double-digit scouts in most games.

Over a nine-year period in Starkville (2003-11), Stansbury signed five different top-20 recruiting classes. His 2005 class was rated the sixth-best nationally by Rivals.com while his final class in the spring of 2011 was No. 12 nationally by the outlet. The Class of 2015 at Texas A&M was rated No. 8 nationally by Rivals.com.

Before going to Starkville, Stansbury spent six seasons as an assistant at Austin Peay State University in Clarksville, Tenn. Working alongside the late Lake Kelly, APSU recorded three consecutive winning seasons including an Ohio Valley Conference tournament championship and NCAA Tournament second-round berth in 1986-87.

His 16-year career as an assistant prior to the MSU head coaching post began at his alma mater, Campbellsville, during the 1981-82 season as he worked toward earning a double major in business and physical education. He then moved on to work for Randy Vernon at Cumberland in Williamsburg, where he earned his master's in Business Education. In 1983-84, the team went 31-5 and earned a second-round appearance in the NAIA Tournament. In October 1999, Stansbury was honored by the

## HEAD COACHING RECORD

|  |                      |
|--|----------------------|
| <b>1998-99:</b> Mississippi State..... | 20-13 <sup>^</sup>   |
| <b>1999-00:</b> Mississippi State..... | 14-16                |
| <b>2000-01:</b> Mississippi State..... | 18-13 <sup>^</sup>   |
| <b>2001-02:</b> Mississippi State..... | 27-8*#               |
| <b>2002-03:</b> Mississippi State..... | 21-10*%              |
| <b>2003-04:</b> Mississippi State..... | 26-4*%               |
| <b>2004-05:</b> Mississippi State..... | 23-11*               |
| <b>2005-06:</b> Mississippi State..... | 15-15                |
| <b>2006-07:</b> Mississippi State..... | 21-14*%              |
| <b>2007-08:</b> Mississippi State..... | 23-11*%              |
| <b>2008-09:</b> Mississippi State..... | 23-13*#              |
| <b>2009-10:</b> Mississippi State..... | 24-12 <sup>^</sup> % |
| <b>2010-11:</b> Mississippi State..... | 17-14                |
| <b>2011-12:</b> Mississippi State..... | 21-12 <sup>^</sup>   |
| <b>2016-17:</b> WKU.....               | 15-17                |
| <b>2017-18:</b> WKU.....               | 27-11 <sup>^</sup>   |
| <b>2018-19:</b> WKU.....               | 20-14                |
| <b>2019-20:</b> WKU.....               | 6-2                  |

**361-211 (.631)**

(\*) NCAA Tournament appearance

(<sup>^</sup>) NIT appearance

(#) SEC Tournament champions

(%) SEC Western Conference champions

## STANSBURY'S NBA DRAFT PICKS

**Erick Dampier\*** - 1996 - 10th (Indiana Pacers)  
**Dontae' Jones\*** - 1996 - 21st (New York Knicks)  
**Tyrone Washington** - 1999 - 44th (Rockets)  
**Mario Austin** - 2003 - 36th (Chicago Bulls)  
**Derrick Zimmerman** - 2003 - 40th (Golden St.)  
**Lawrence Roberts** - 2005 - 55th (SuperSonics)  
**Jarvis Varnado** - 2010 - 41st (Miami Heat)  
**Arnett Moultrie** - 2012 - 27th (Miami Heat)  
**Rodney Hood** - 2014 - 23rd (Utah Jazz)  
*\* As Mississippi State assistant*

Campbellsville Alumni Association as a proud recipient of the school's Distinguished Alumni Award.

Stansbury's connection to The Hill goes back well before his hiring as head coach to his great uncle, Edgar B. Stansbury, a 1994 WKU Athletics Hall of Famer as a three-sport athlete (baseball, basketball, football), football assistant coach under W.L. "Gander" Terry, and Director of Athletics in 1946 after serving his country in World War II. The concourse inside E.A. Diddle Arena is named in E.B. Stansbury's honor.

Stansbury is married to the former Meo Mellen of Roanoke, Va. The couple has three sons, Isaac, Noah and Luke.

## STANSBURY'S COACHING ACCOLADES

### CHAMPIONSHIPS

- **SEC WESTERN CONFERENCE CHAMPIONSHIPS** (2003, 2004, 2007, 2008, 2010)
- **SEC TOURNAMENT CHAMPIONS** (2002, 2009)
- **OVERALL SEC CHAMPION** (2004)

### POSTSEASON EXPERIENCE AS HEAD COACH

- **NCAA** (2002, 2003, 2004, 2005, 2008, 2009)
- **NIT** (1999, 2001, 2007, 2010, 2012, 2018)

### AS ASSISTANT

- **NCAA** (1987, 1991, 1995 - SWEET 16, 1996 - FINAL FOUR, 2016 - SWEET 16)
- **NIT** (1990, 1994)

### AWARDS

- **SEC COACH OF THE YEAR** (2004)
- **DISTRICT 17 NABC COACH OF THE YEAR** (2004)



## #2 JARED SAVAGE

RS SENIOR | G/F | 6-5 | 205 | 1L  
BOWLING GREEN, KY. (AUSTIN PEAY)

| Opp.                 | GS | Min | FG | A | Pct  | 3FG | A | Pct  | FT | A | Pct   | O | D | T | PF | FO | A | TO | B | S | Pts |
|----------------------|----|-----|----|---|------|-----|---|------|----|---|-------|---|---|---|----|----|---|----|---|---|-----|
| TENNESSEE TECH       | *  | 36  | 2  | 5 | .400 | 1   | 4 | .250 | 3  | 4 | .750  | 2 | 3 | 5 | 1  | 0  | 2 | 1  | 1 | 3 | 8   |
| AUSTIN PEAY          | *  | 31  | 3  | 8 | .375 | 1   | 5 | .200 | 4  | 4 | 1.000 | 0 | 4 | 4 | 3  | 0  | 3 | 0  | 2 | 1 | 11  |
| at Eastern Kentucky  | *  | 12  | 3  | 7 | .429 | 2   | 5 | .400 | 0  | 0 | .000  | 1 | 3 | 4 | 1  | 0  | 2 | 1  | 2 | 1 | 8   |
| CAMPBELLVILLE        | *  | 24  | 4  | 7 | .571 | 3   | 6 | .500 | 0  | 0 | .000  | 1 | 4 | 5 | 2  | 0  | 1 | 1  | 1 | 0 | 11  |
| vs. Bowling Green    | *  | 27  | 5  | 7 | .714 | 2   | 4 | .500 | 0  | 0 | .000  | 0 | 5 | 5 | 4  | 0  | 0 | 2  | 1 | 1 | 12  |
| vs. Illinois State   | *  | 34  | 4  | 9 | .444 | 2   | 4 | .500 | 6  | 6 | 1.000 | 1 | 3 | 4 | 2  | 0  | 2 | 1  | 1 | 0 | 16  |
| vs. Fordham          | *  | 32  | 3  | 8 | .375 | 2   | 7 | .286 | 1  | 2 | .500  | 1 | 6 | 7 | 1  | 0  | 2 | 0  | 0 | 0 | 9   |
| vs. Louisville       | *  | 34  | 0  | 7 | .000 | 0   | 4 | .000 | 4  | 4 | 1.000 | 1 | 3 | 4 | 4  | 0  | 0 | 1  | 1 | 0 | 4   |
| at Wright State      | *  | 36  | 3  | 7 | .429 | 2   | 4 | .500 | 0  | 0 | .000  | 2 | 4 | 6 | 3  | 0  | 3 | 2  | 1 | 0 | 8   |
| ARKANSAS             |    |     |    |   |      |     |   |      |    |   |       |   |   |   |    |    |   |    |   |   |     |
| at Rhode Island      |    |     |    |   |      |     |   |      |    |   |       |   |   |   |    |    |   |    |   |   |     |
| BELMONT              |    |     |    |   |      |     |   |      |    |   |       |   |   |   |    |    |   |    |   |   |     |
| NORTH TEXAS*         |    |     |    |   |      |     |   |      |    |   |       |   |   |   |    |    |   |    |   |   |     |
| RICE*                |    |     |    |   |      |     |   |      |    |   |       |   |   |   |    |    |   |    |   |   |     |
| at UAB*              |    |     |    |   |      |     |   |      |    |   |       |   |   |   |    |    |   |    |   |   |     |
| at Middle Tenn.*     |    |     |    |   |      |     |   |      |    |   |       |   |   |   |    |    |   |    |   |   |     |
| OLD DOMINION*        |    |     |    |   |      |     |   |      |    |   |       |   |   |   |    |    |   |    |   |   |     |
| CHARLOTTE*           |    |     |    |   |      |     |   |      |    |   |       |   |   |   |    |    |   |    |   |   |     |
| at Marshall*         |    |     |    |   |      |     |   |      |    |   |       |   |   |   |    |    |   |    |   |   |     |
| MARSHALL*            |    |     |    |   |      |     |   |      |    |   |       |   |   |   |    |    |   |    |   |   |     |
| at Florida Atlantic* |    |     |    |   |      |     |   |      |    |   |       |   |   |   |    |    |   |    |   |   |     |
| at FIU*              |    |     |    |   |      |     |   |      |    |   |       |   |   |   |    |    |   |    |   |   |     |
| LOUISIANA TECH*      |    |     |    |   |      |     |   |      |    |   |       |   |   |   |    |    |   |    |   |   |     |
| SOUTHERN MISS*       |    |     |    |   |      |     |   |      |    |   |       |   |   |   |    |    |   |    |   |   |     |
| at UTEP*             |    |     |    |   |      |     |   |      |    |   |       |   |   |   |    |    |   |    |   |   |     |
| at UTSA*             |    |     |    |   |      |     |   |      |    |   |       |   |   |   |    |    |   |    |   |   |     |
| Bonus Play Game*     |    |     |    |   |      |     |   |      |    |   |       |   |   |   |    |    |   |    |   |   |     |
| Bonus Play Game*     |    |     |    |   |      |     |   |      |    |   |       |   |   |   |    |    |   |    |   |   |     |
| Bonus Play Game*     |    |     |    |   |      |     |   |      |    |   |       |   |   |   |    |    |   |    |   |   |     |
| Bonus Play Game*     |    |     |    |   |      |     |   |      |    |   |       |   |   |   |    |    |   |    |   |   |     |

### SEASON/CAREER HIGHS AT WKU

#### POINTS

|        |                                  |
|--------|----------------------------------|
| Season | 16, vs. Illinois State, 11/23/19 |
| Career | 25, vs. Valparaiso, 11/15/18     |

#### REBOUNDS

|        |                                    |
|--------|------------------------------------|
| Season | 7, vs. Fordham, 11/25/19           |
| Career | 11, vs. Middle Tennessee, 02/14/19 |

#### FIELD GOALS

|        |                                |
|--------|--------------------------------|
| Season | 5, vs. Bowling Green, 11/22/19 |
| Career | 7, 3x, last at Rice, 02/07/19  |

#### FIELD GOALS ATTEMPTED

|        |                                 |
|--------|---------------------------------|
| Season | 9, vs. Illinois State, 11/23/19 |
| Career | 17, at Indiana State, 11/24/18  |

#### THREE-POINT FIELD GOALS

|        |                                 |
|--------|---------------------------------|
| Season | 3, vs. Campbellsville, 11/18/19 |
| Career | 5, 3x, last at Rice, 02/07/19   |

#### THREE-POINT FIELD GOALS ATTEMPTED

|        |                          |
|--------|--------------------------|
| Season | 7, vs. Fordham, 11/25/19 |
| Career | 12, at Rice, 02/07/19    |

#### FREE THROWS

|        |                                   |
|--------|-----------------------------------|
| Season | 6, vs. Illinois State, 11/23/19   |
| Career | 13, vs. Tennessee State, 12/01/18 |

#### FREE THROWS ATTEMPTED

|        |                                   |
|--------|-----------------------------------|
| Season | 6, vs. Illinois State, 11/23/19   |
| Career | 13, vs. Tennessee State, 12/01/18 |

#### ASSISTS

|        |                                       |
|--------|---------------------------------------|
| Season | 3, 2x, last at Wright State, 12/03/19 |
| Career | 3, 8x, last at Wright State, 12/03/19 |

#### BLOCKED SHOTS

|        |   |
|--------|---|
| Season | 2, 2x, last at Eastern Kentucky, 11/15/19 |
| Career | 2, 4x, last at Eastern Kentucky, 11/15/19 |

#### STEALS

|        |                                       |
|--------|---------------------------------------|
| Season | 3, vs. Tennessee Tech, 11/05/19       |
| Career | 4, vs. RV/#13 West Virginia, 11/16/18 |

#### MINUTES PLAYED

|        |  |
|--------|--|
| Season | 36, 2x, last at Wright State, 12/03/19 |
| Career | 45, at Rice, 02/07/19                  |

### QUICK-HITTERS

- Reached 1,000 career points across his time at WKU and Austin Peay vs. Illinois State on Nov. 23
- Finished the 2018-19 season ranked seventh in WKU history for most made 3-pointers in a single season (80) and sixth in 3-point attempts (222)
- Finished ninth in WKU history for minutes played in a season with 1,212
- Scored a career-high 25 points with five made 3s against Valparaiso on Nov. 15, 2018
- Transferred to WKU in the spring of 2017 from Austin Peay and sat out the 2017-18 season per NCAA transfer rules
- Averaged 8.1 points and 3.6 rebounds across two seasons at Austin Peay, netting 109 of 290 attempts from 3-point range (37.6 percent)
- Helped the eighth-seeded Gobs win the Ohio Valley Tournament as a freshman, knocking down a record 19 3-pointers over four games
- Starred down the road from WKU at Warren Central High School, averaging 18 points and 9.4 rebounds as a senior
- Majoring in sport management

### CAREER STATISTICS

| Year        | GP                              | GS | Min   | Avg  | FG  | FGA | Pct  | 3FG | FGA | Pct  | FT  | FTA | Pct  | Off | Def | Tot | Avg | PF  | FO | Ast | TO  | Blk | Stl | Pts   | Avg  |
|-------------|---------------------------------|----|-------|------|-----|-----|------|-----|-----|------|-----|-----|------|-----|-----|-----|-----|-----|----|-----|-----|-----|-----|-------|------|
| AUSTIN PEAY |                                 |    |       |      |     |     |      |     |     |      |     |     |      |     |     |     |     |     |    |     |     |     |     |       |      |
| 2015-16     | 36                              | 7  | 710   | 19.7 | 75  | 178 | .421 | 52  | 131 | .397 | 29  | 36  | .806 | 20  | 89  | 109 | 3.0 | 58  | 1  | 30  | 18  | 1   | 24  | 231   | 6.4  |
| 2016-17     | 29                              | 28 | 919   | 31.7 | 104 | 252 | .413 | 57  | 159 | .358 | 33  | 39  | .846 | 34  | 93  | 127 | 4.4 | 70  | 2  | 35  | 36  | 12  | 36  | 298   | 10.3 |
| WKU         |                                 |    |       |      |     |     |      |     |     |      |     |     |      |     |     |     |     |     |    |     |     |     |     |       |      |
| 2017-18     | Sat out per NCAA transfer rules |    |       |      |     |     |      |     |     |      |     |     |      |     |     |     |     |     |    |     |     |     |     |       |      |
| 2018-19     | 34                              | 34 | 1,213 | 35.7 | 127 | 349 | .364 | 80  | 222 | .360 | 81  | 99  | .818 | 16  | 147 | 163 | 4.8 | 86  | 2  | 42  | 43  | 14  | 33  | 415   | 12.2 |
| 2019-20     | 9                               | 9  | 266   | 29.6 | 27  | 65  | .415 | 15  | 43  | .349 | 18  | 20  | .900 | 9   | 35  | 44  | 4.9 | 21  | 0  | 15  | 9   | 10  | 6   | 87    | 9.7  |
| TOTAL       | 108                             | 78 | 3,108 | 28.8 | 333 | 844 | .395 | 204 | 553 | .369 | 161 | 194 | .830 | 79  | 364 | 443 | 4.1 | 235 | 5  | 122 | 106 | 37  | 99  | 1,031 | 9.5  |



## #3 JORDAN RAWLS

FRESHMAN | GUARD | 6-1 | 165 | HS  
CHATTANOOGA, TENN. (HAMILTON HEIGHTS ACAD.)

| Opp.                 | GS | Min | FG | A | Pct   | 3FG | A | Pct   | FT | A | Pct   | O | D | T | PF | FO | A | TO | B | S | Pts |
|----------------------|----|-----|----|---|-------|-----|---|-------|----|---|-------|---|---|---|----|----|---|----|---|---|-----|
| TENNESSEE TECH       |    | 10  | 2  | 5 | .400  | 0   | 2 | .000  | 0  | 0 | .000  | 0 | 1 | 1 | 1  | 0  | 1 | 1  | 0 | 2 | 4   |
| AUSTIN PEAY          |    | 23  | 3  | 4 | .750  | 2   | 3 | .667  | 0  | 0 | .000  | 0 | 1 | 1 | 1  | 0  | 5 | 2  | 0 | 0 | 8   |
| at Eastern Kentucky  |    | 29  | 5  | 5 | 1.000 | 2   | 2 | 1.000 | 2  | 2 | 1.000 | 0 | 0 | 0 | 1  | 0  | 1 | 5  | 0 | 0 | 14  |
| CAMPBELLSVILLE       |    | 22  | 4  | 7 | .571  | 2   | 3 | .667  | 0  | 0 | .000  | 0 | 3 | 3 | 0  | 0  | 3 | 0  | 0 | 0 | 10  |
| vs. Bowling Green    |    | 12  | 1  | 2 | .500  | 0   | 0 | .000  | 0  | 0 | .000  | 0 | 1 | 1 | 0  | 0  | 0 | 1  | 0 | 1 | 2   |
| vs. Illinois State   |    | 22  | 5  | 8 | .625  | 4   | 6 | .667  | 0  | 0 | .000  | 0 | 0 | 0 | 1  | 0  | 2 | 1  | 0 | 3 | 14  |
| vs. Fordham          |    | 26  | 2  | 5 | .400  | 0   | 2 | .000  | 0  | 0 | .000  | 1 | 1 | 2 | 0  | 0  | 4 | 2  | 0 | 0 | 4   |
| vs. Louisville       |    | 18  | 3  | 7 | .429  | 0   | 2 | .000  | 0  | 0 | .000  | 0 | 0 | 0 | 2  | 0  | 0 | 1  | 0 | 0 | 6   |
| at Wright State      |    | 10  | 2  | 4 | .500  | 0   | 0 | .000  | 0  | 0 | .000  | 0 | 0 | 0 | 0  | 0  | 0 | 2  | 0 | 0 | 4   |
| ARKANSAS             |    |     |    |   |       |     |   |       |    |   |       |   |   |   |    |    |   |    |   |   |     |
| at Rhode Island      |    |     |    |   |       |     |   |       |    |   |       |   |   |   |    |    |   |    |   |   |     |
| BELMONT              |    |     |    |   |       |     |   |       |    |   |       |   |   |   |    |    |   |    |   |   |     |
| NORTH TEXAS*         |    |     |    |   |       |     |   |       |    |   |       |   |   |   |    |    |   |    |   |   |     |
| RICE*                |    |     |    |   |       |     |   |       |    |   |       |   |   |   |    |    |   |    |   |   |     |
| at UAB*              |    |     |    |   |       |     |   |       |    |   |       |   |   |   |    |    |   |    |   |   |     |
| at Middle Tenn.*     |    |     |    |   |       |     |   |       |    |   |       |   |   |   |    |    |   |    |   |   |     |
| OLD DOMINION*        |    |     |    |   |       |     |   |       |    |   |       |   |   |   |    |    |   |    |   |   |     |
| CHARLOTTE*           |    |     |    |   |       |     |   |       |    |   |       |   |   |   |    |    |   |    |   |   |     |
| at Marshall*         |    |     |    |   |       |     |   |       |    |   |       |   |   |   |    |    |   |    |   |   |     |
| MARSHALL*            |    |     |    |   |       |     |   |       |    |   |       |   |   |   |    |    |   |    |   |   |     |
| at Florida Atlantic* |    |     |    |   |       |     |   |       |    |   |       |   |   |   |    |    |   |    |   |   |     |
| at FIU*              |    |     |    |   |       |     |   |       |    |   |       |   |   |   |    |    |   |    |   |   |     |
| LOUISIANA TECH*      |    |     |    |   |       |     |   |       |    |   |       |   |   |   |    |    |   |    |   |   |     |
| SOUTHERN MISS*       |    |     |    |   |       |     |   |       |    |   |       |   |   |   |    |    |   |    |   |   |     |
| at UTEP*             |    |     |    |   |       |     |   |       |    |   |       |   |   |   |    |    |   |    |   |   |     |
| at UTSA*             |    |     |    |   |       |     |   |       |    |   |       |   |   |   |    |    |   |    |   |   |     |
| Bonus Play Game*     |    |     |    |   |       |     |   |       |    |   |       |   |   |   |    |    |   |    |   |   |     |
| Bonus Play Game*     |    |     |    |   |       |     |   |       |    |   |       |   |   |   |    |    |   |    |   |   |     |
| Bonus Play Game*     |    |     |    |   |       |     |   |       |    |   |       |   |   |   |    |    |   |    |   |   |     |
| Bonus Play Game*     |    |     |    |   |       |     |   |       |    |   |       |   |   |   |    |    |   |    |   |   |     |

### SEASON/CAREER HIGHS AT WKU

#### POINTS

Season 14, 2x, last vs. Illinois State, 11/23/19  
Career Same

#### REBOUNDS

Season 3, vs. Campbellsville, 11/18/19  
Career Same

#### FIELD GOALS

Season 5, 2x, last vs. Illinois State, 11/23/19  
Career Same

#### FIELD GOALS ATTEMPTED

Season 8, vs. Illinois State, 11/23/19  
Career Same

#### THREE-POINT FIELD GOALS

Season 4, vs. Illinois State, 11/23/19  
Career Same

#### THREE-POINT FIELD GOALS ATTEMPTED

Season 6, vs. Illinois State, 11/23/19  
Career Same

#### FREE THROWS

Season 2, at Eastern Kentucky, 11/15/19  
Career Same

#### FREE THROWS ATTEMPTED

Season 2, at Eastern Kentucky, 11/15/19  
Career Same

#### ASSISTS

Season 5, vs. Austin Peay, 11/09/19  
Career Same

#### BLOCKED SHOTS

Season 0  
Career Same

#### STEALS

Season 3, vs. Illinois State, 11/23/19  
Career Same

#### MINUTES PLAYED

Season 29, at Eastern Kentucky, 11/15/19  
Career Same

### QUICK-HITTERS

- Named C-USA Freshman of the Week for the first time on Nov. 25
- Made a career-high 4 of 6 3-pointers and grabbed three steals vs. Illinois State on Nov. 23
- Scored 14 points on perfect 5-for-5 shooting in 29 bench minutes at Eastern Kentucky on Nov. 15
- Handed out five assists and made his first two career 3-pointers against Austin Peay on Nov. 9
- Scored four points with two steals in his college debut against Tennessee Tech on Nov. 5
- Averaged 23 points and seven assists per game in 2018-19 for Hamilton Heights Christian Academy in Chattanooga, Tenn.
- Led Hawks to National Association of Christian Athletics Division I national championship and a 34-4 record, the program's third championship in four years
- Rated four-star prospect by 247Sports and Rivals in the 2020 class before reclassifying, and ranked as No. 80 player in the country
- Averaged 11.9 points per game in spring 2019 on the AAU circuit for Team Thad, shooting 47.6 percent from the field
- Father, Keith, was a standout for Austin Peay in the late 80s when WKU head coach Rick Stansbury was an assistant for the Governors
- Majoring in sports management

### CAREER STATISTICS

| Year    | GP | GS | Min | Avg  | FG | FGA | Pct  | 3FG | FGA | Pct  | FT | FTA | Pct   | Off | Def | Tot | Avg | PF | FO | Ast | TO | Blk | Stl | Pts | Avg |
|---------|----|----|-----|------|----|-----|------|-----|-----|------|----|-----|-------|-----|-----|-----|-----|----|----|-----|----|-----|-----|-----|-----|
| WKU     |    |    |     |      |    |     |      |     |     |      |    |     |       |     |     |     |     |    |    |     |    |     |     |     |     |
| 2019-20 | 9  | 0  | 173 | 19.2 | 27 | 47  | .574 | 10  | 20  | .500 | 2  | 2   | 1.000 | 1   | 7   | 8   | 0.9 | 6  | 0  | 16  | 15 | 0   | 6   | 66  | 7.3 |
| TOTAL   | 9  | 0  | 173 | 19.2 | 27 | 47  | .574 | 10  | 20  | .500 | 2  | 2   | 1.000 | 1   | 7   | 8   | 0.9 | 6  | 0  | 16  | 15 | 0   | 6   | 66  | 7.3 |





# #4 JOSH ANDERSON

JUNIOR | GUARD | 6-6 | 195 | 2L

BATON ROUGE, LA. (MADISON PREP ACADEMY)

| Opp.                 | GS | Min | FG | A | Pct   | 3FG | A | Pct   | FT | A  | Pct   | O | D | T | PF | FO | A | TO | B | S | Pts |
|----------------------|----|-----|----|---|-------|-----|---|-------|----|----|-------|---|---|---|----|----|---|----|---|---|-----|
| TENNESSEE TECH       |    | 14  | 1  | 3 | .333  | 0   | 0 | .000  | 2  | 2  | 1.000 | 0 | 1 | 1 | 3  | 0  | 1 | 1  | 0 | 0 | 4   |
| AUSTIN PEAY          |    | 14  | 2  | 4 | .500  | 1   | 1 | 1.000 | 4  | 4  | 1.000 | 0 | 1 | 1 | 2  | 0  | 1 | 2  | 2 | 0 | 9   |
| at Eastern Kentucky  |    | 31  | 1  | 5 | .200  | 0   | 1 | .000  | 9  | 12 | .750  | 1 | 1 | 2 | 2  | 0  | 1 | 3  | 1 | 5 | 11  |
| CAMPBELLSVILLE       |    | 19  | 4  | 6 | .667  | 2   | 4 | .500  | 0  | 0  | .000  | 0 | 3 | 3 | 3  | 0  | 2 | 2  | 1 | 0 | 10  |
| vs. Bowling Green    |    | 19  | 1  | 1 | 1.000 | 0   | 0 | .000  | 2  | 5  | .400  | 1 | 2 | 3 | 4  | 0  | 2 | 2  | 2 | 1 | 4   |
| vs. Illinois State   |    | 17  | 0  | 0 | .000  | 0   | 0 | .000  | 4  | 4  | 1.000 | 0 | 1 | 1 | 0  | 0  | 0 | 1  | 0 | 3 | 4   |
| vs. Fordham          |    | 18  | 1  | 4 | .250  | 0   | 1 | .000  | 2  | 2  | 1.000 | 1 | 4 | 5 | 2  | 0  | 0 | 2  | 0 | 0 | 4   |
| vs. Louisville       |    | 18  | 2  | 2 | 1.000 | 0   | 0 | .000  | 2  | 2  | 1.000 | 1 | 2 | 3 | 1  | 0  | 1 | 0  | 2 | 0 | 6   |
| at Wright State      |    | 26  | 1  | 4 | .250  | 1   | 3 | .333  | 0  | 0  | .000  | 0 | 3 | 3 | 4  | 0  | 2 | 2  | 2 | 2 | 3   |
| ARKANSAS             |    |     |    |   |       |     |   |       |    |    |       |   |   |   |    |    |   |    |   |   |     |
| at Rhode Island      |    |     |    |   |       |     |   |       |    |    |       |   |   |   |    |    |   |    |   |   |     |
| BELMONT              |    |     |    |   |       |     |   |       |    |    |       |   |   |   |    |    |   |    |   |   |     |
| NORTH TEXAS*         |    |     |    |   |       |     |   |       |    |    |       |   |   |   |    |    |   |    |   |   |     |
| RICE*                |    |     |    |   |       |     |   |       |    |    |       |   |   |   |    |    |   |    |   |   |     |
| at UAB*              |    |     |    |   |       |     |   |       |    |    |       |   |   |   |    |    |   |    |   |   |     |
| at Middle Tenn.*     |    |     |    |   |       |     |   |       |    |    |       |   |   |   |    |    |   |    |   |   |     |
| OLD DOMINION*        |    |     |    |   |       |     |   |       |    |    |       |   |   |   |    |    |   |    |   |   |     |
| CHARLOTTE*           |    |     |    |   |       |     |   |       |    |    |       |   |   |   |    |    |   |    |   |   |     |
| at Marshall*         |    |     |    |   |       |     |   |       |    |    |       |   |   |   |    |    |   |    |   |   |     |
| MARSHALL*            |    |     |    |   |       |     |   |       |    |    |       |   |   |   |    |    |   |    |   |   |     |
| at Florida Atlantic* |    |     |    |   |       |     |   |       |    |    |       |   |   |   |    |    |   |    |   |   |     |
| at FIU*              |    |     |    |   |       |     |   |       |    |    |       |   |   |   |    |    |   |    |   |   |     |
| LOUISIANA TECH*      |    |     |    |   |       |     |   |       |    |    |       |   |   |   |    |    |   |    |   |   |     |
| SOUTHERN MISS*       |    |     |    |   |       |     |   |       |    |    |       |   |   |   |    |    |   |    |   |   |     |
| at UTEP*             |    |     |    |   |       |     |   |       |    |    |       |   |   |   |    |    |   |    |   |   |     |
| at UTSA*             |    |     |    |   |       |     |   |       |    |    |       |   |   |   |    |    |   |    |   |   |     |
| Bonus Play Game*     |    |     |    |   |       |     |   |       |    |    |       |   |   |   |    |    |   |    |   |   |     |
| Bonus Play Game*     |    |     |    |   |       |     |   |       |    |    |       |   |   |   |    |    |   |    |   |   |     |
| Bonus Play Game*     |    |     |    |   |       |     |   |       |    |    |       |   |   |   |    |    |   |    |   |   |     |
| Bonus Play Game*     |    |     |    |   |       |     |   |       |    |    |       |   |   |   |    |    |   |    |   |   |     |

## SEASON/CAREER HIGHS AT WKU

### POINTS

Season 11, at Eastern Kentucky, 11/15/19  
Career 25, vs. Marshall, 01/21/19

### REBOUNDS

Season 5, vs. Fordham, 11/25/19  
Career 9, 2x, last at Rice, 02/07/19

### FIELD GOALS

Season 4, vs. Campbellsville, 11/18/19  
Career 10, 2x, last at Rice, 02/07/19

### FIELD GOALS ATTEMPTED

Season 6, vs. Campbellsville, 11/18/19  
Career 21, at Rice, 02/07/19

### THREE-POINT FIELD GOALS

Season 2, vs. Campbellsville, 11/18/19  
Career 3, vs. UTSA, 01/31/19

### THREE-POINT FIELD GOALS ATTEMPTED

Season 4, vs. Campbellsville, 11/18/19  
Career 5, 2x, last vs. UAB, 02/16/19

### FREE THROWS

Season 9, at Eastern Kentucky, 11/15/19  
Career Same

### FREE THROWS ATTEMPTED

Season 12, at Eastern Kentucky, 11/15/19  
Career 12, 2x, last at Eastern Kentucky, 11/15/19

### ASSISTS

Season 2, 3x, last at Wright State, 12/03/19  
Career 5, vs. UCF, 11/18/18

### BLOCKED SHOTS

Season 2, 4x, last at Wright State, 12/03/19  
Career 2, 11x, last at Wright State, 12/03/10

### STEALS

Season 5, at Eastern Kentucky, 11/15/19  
Career 5, 2x, last at Eastern Kentucky, 11/15/19

### MINUTES PLAYED

Season 31, at Eastern Kentucky, 11/15/19  
Career 43, at Rice, 02/07/19

## QUICK-HITTERS

- Scored 11 points and made 9 of 12 free throws with five steals at Eastern Kentucky on Nov. 15
- Appeared in all 34 games with 28 starts in 2018-19, averaging 29.9 minutes per game
- Named to the 2019 C-USA Championship All-Tournament Team
- 1 of 12 players in the country in 2018-19 with at least 141 rebounds, 59 steals and 23 blocks
- Averaged 17 points in five games in a mask after breaking his nose at Southern Miss on Jan. 24
- Found his way onto SportsCenter's Top 10 plays for dunks at least three times during 2018-19
- Scored 24 points with career-high nine rebounds in 43 minutes at Rice on Feb. 7
- Set career highs for points (25), field goals (10), steals (5) and made 3s (2) vs. Marshall on Jan. 21
- Ruled eligible as a freshman by the NCAA on Jan. 5, 2018, and scored 16 points with four rebounds in his debut the following day at Marshall
- Led Madison Prep to its third straight state title and its fourth championship game appearance in as many years
- Ranked a consensus four-star prospect across all outlets and ranked in the top 60 nationally
- Majoring in interdisciplinary studies

## CAREER STATISTICS

| Year         | GP        | GS        | Min          | Avg         | FG         | FGA        | Pct         | 3FG       | FGA       | Pct         | FT         | FTA        | Pct         | Off       | Def        | Tot        | Avg        | PF         | FO       | Ast       | TO         | Blk       | Stl       | Pts        | Avg        |
|--------------|-----------|-----------|--------------|-------------|------------|------------|-------------|-----------|-----------|-------------|------------|------------|-------------|-----------|------------|------------|------------|------------|----------|-----------|------------|-----------|-----------|------------|------------|
| 2017-18      | 23        | 3         | 390          | 17.0        | 63         | 114        | .553        | 1         | 7         | .143        | 43         | 73         | .589        | 19        | 39         | 58         | 2.5        | 50         | 1        | 17        | 19         | 8         | 23        | 170        | 7.4        |
| 2018-19      | 34        | 28        | 1,015        | 29.9        | 152        | 322        | .472        | 15        | 52        | .288        | 93         | 131        | .710        | 39        | 102        | 141        | 4.1        | 93         | 5        | 59        | 74         | 23        | 59        | 412        | 12.1       |
| 2019-20      | 9         | 0         | 177          | 19.7        | 13         | 29         | .448        | 4         | 10        | .400        | 25         | 31         | .806        | 4         | 18         | 22         | 2.4        | 21         | 0        | 10        | 15         | 11        | 11        | 55         | 6.1        |
| <b>TOTAL</b> | <b>66</b> | <b>31</b> | <b>1,582</b> | <b>24.0</b> | <b>228</b> | <b>465</b> | <b>.490</b> | <b>20</b> | <b>69</b> | <b>.290</b> | <b>161</b> | <b>235</b> | <b>.685</b> | <b>62</b> | <b>159</b> | <b>221</b> | <b>3.3</b> | <b>164</b> | <b>6</b> | <b>86</b> | <b>108</b> | <b>42</b> | <b>93</b> | <b>637</b> | <b>9.7</b> |





# #5 CAMRON JUSTICE

GR SENIOR | GUARD | 6-3 | 185 | TR  
HINDMAN, KY. (IUPUI)

| Opp.                 | GS | Min | FG | A  | Pct  | 3FG | A | Pct  | FT | A | Pct   | O | D | T | PF | FO | A | TO | B | S | Pts |
|----------------------|----|-----|----|----|------|-----|---|------|----|---|-------|---|---|---|----|----|---|----|---|---|-----|
| TENNESSEE TECH       | *  | 34  | 6  | 11 | .545 | 2   | 6 | .333 | 1  | 2 | .500  | 0 | 2 | 2 | 1  | 0  | 2 | 3  | 0 | 0 | 15  |
| AUSTIN PEAY          | *  | 28  | 8  | 10 | .800 | 5   | 7 | .714 | 1  | 1 | 1.000 | 0 | 2 | 2 | 0  | 0  | 1 | 2  | 0 | 0 | 22  |
| at Eastern Kentucky  | *  | 34  | 0  | 5  | .000 | 0   | 5 | .000 | 3  | 4 | .750  | 0 | 4 | 4 | 2  | 0  | 4 | 3  | 0 | 0 | 3   |
| CAMPBELLSVILLE       | *  | 29  | 3  | 8  | .375 | 2   | 5 | .400 | 3  | 3 | 1.000 | 0 | 3 | 3 | 1  | 0  | 5 | 3  | 0 | 1 | 11  |
| vs. Bowling Green    | *  | 33  | 1  | 12 | .083 | 1   | 9 | .111 | 2  | 4 | .500  | 0 | 3 | 3 | 3  | 0  | 2 | 2  | 0 | 0 | 5   |
| vs. Illinois State   | *  | 31  | 7  | 14 | .500 | 4   | 6 | .667 | 1  | 1 | 1.000 | 1 | 2 | 3 | 3  | 0  | 4 | 0  | 0 | 1 | 19  |
| vs. Fordham          | *  | 29  | 7  | 12 | .583 | 6   | 8 | .750 | 3  | 4 | .750  | 0 | 0 | 0 | 0  | 0  | 0 | 4  | 0 | 1 | 23  |
| vs. Louisville       | *  | 32  | 2  | 7  | .286 | 1   | 5 | .200 | 1  | 2 | .500  | 0 | 1 | 1 | 0  | 0  | 1 | 4  | 1 | 1 | 6   |
| at Wright State      | *  | 32  | 6  | 13 | .462 | 3   | 5 | .600 | 2  | 2 | 1.000 | 0 | 6 | 6 | 3  | 0  | 0 | 1  | 0 | 1 | 17  |
| ARKANSAS             |    |     |    |    |      |     |   |      |    |   |       |   |   |   |    |    |   |    |   |   |     |
| at Rhode Island      |    |     |    |    |      |     |   |      |    |   |       |   |   |   |    |    |   |    |   |   |     |
| BELMONT              |    |     |    |    |      |     |   |      |    |   |       |   |   |   |    |    |   |    |   |   |     |
| NORTH TEXAS*         |    |     |    |    |      |     |   |      |    |   |       |   |   |   |    |    |   |    |   |   |     |
| RICE*                |    |     |    |    |      |     |   |      |    |   |       |   |   |   |    |    |   |    |   |   |     |
| at UAB*              |    |     |    |    |      |     |   |      |    |   |       |   |   |   |    |    |   |    |   |   |     |
| at Middle Tenn.*     |    |     |    |    |      |     |   |      |    |   |       |   |   |   |    |    |   |    |   |   |     |
| OLD DOMINION*        |    |     |    |    |      |     |   |      |    |   |       |   |   |   |    |    |   |    |   |   |     |
| CHARLOTTE*           |    |     |    |    |      |     |   |      |    |   |       |   |   |   |    |    |   |    |   |   |     |
| at Marshall*         |    |     |    |    |      |     |   |      |    |   |       |   |   |   |    |    |   |    |   |   |     |
| MARSHALL*            |    |     |    |    |      |     |   |      |    |   |       |   |   |   |    |    |   |    |   |   |     |
| at Florida Atlantic* |    |     |    |    |      |     |   |      |    |   |       |   |   |   |    |    |   |    |   |   |     |
| at FIU*              |    |     |    |    |      |     |   |      |    |   |       |   |   |   |    |    |   |    |   |   |     |
| LOUISIANA TECH*      |    |     |    |    |      |     |   |      |    |   |       |   |   |   |    |    |   |    |   |   |     |
| SOUTHERN MISS*       |    |     |    |    |      |     |   |      |    |   |       |   |   |   |    |    |   |    |   |   |     |
| at UTEP*             |    |     |    |    |      |     |   |      |    |   |       |   |   |   |    |    |   |    |   |   |     |
| at UTSA*             |    |     |    |    |      |     |   |      |    |   |       |   |   |   |    |    |   |    |   |   |     |
| Bonus Play Game*     |    |     |    |    |      |     |   |      |    |   |       |   |   |   |    |    |   |    |   |   |     |
| Bonus Play Game*     |    |     |    |    |      |     |   |      |    |   |       |   |   |   |    |    |   |    |   |   |     |
| Bonus Play Game*     |    |     |    |    |      |     |   |      |    |   |       |   |   |   |    |    |   |    |   |   |     |
| Bonus Play Game*     |    |     |    |    |      |     |   |      |    |   |       |   |   |   |    |    |   |    |   |   |     |

## SEASON/CAREER HIGHS AT WKU

### POINTS

|        |                           |
|--------|---------------------------|
| Season | 23, vs. Fordham, 11/25/19 |
| Career | Same                      |

### REBOUNDS

|        |                              |
|--------|------------------------------|
| Season | 6, at Wright State, 12/03/19 |
| Career | Same                         |

### FIELD GOALS

|        |                              |
|--------|------------------------------|
| Season | 8, vs. Austin Peay, 11/09/19 |
| Career | Same                         |

### FIELD GOALS ATTEMPTED

|        |                                  |
|--------|----------------------------------|
| Season | 14, vs. Illinois State, 11/23/19 |
| Career | Same                             |

### THREE-POINT FIELD GOALS

|        |                          |
|--------|--------------------------|
| Season | 6, vs. Fordham, 11/25/19 |
| Career | Same                     |

### THREE-POINT FIELD GOALS ATTEMPTED

|        |                                |
|--------|--------------------------------|
| Season | 9, vs. Bowling Green, 11/22/19 |
| Career | Same                           |

### FREE THROWS

|        |                                   |
|--------|-----------------------------------|
| Season | 3, 3x, last vs. Fordham, 11/25/19 |
| Career | Same                              |

### FREE THROWS ATTEMPTED

|        |                                   |
|--------|-----------------------------------|
| Season | 4, 3x, last vs. Fordham, 11/25/19 |
| Career | Same                              |

### ASSISTS

|        |                                 |
|--------|---------------------------------|
| Season | 5, vs. Campbellsville, 11/18/19 |
| Career | Same                            |

### BLOCKED SHOTS

|        |                             |
|--------|-----------------------------|
| Season | 1, vs. Louisville, 11/29/19 |
| Career | Same                        |

### STEALS

|        |                                       |
|--------|---------------------------------------|
| Season | 1, 5x, last at Wright State, 12/03/19 |
| Career | Same                                  |

### MINUTES PLAYED

|        |  |
|--------|--|
| Season | 34, 2x, last at Eastern Kentucky, 11/15/19 |
| Career | Same                                       |

## QUICK-HITTERS

- Made 4 of 6 3-pointers with 19 points and four assists against Illinois State on Nov. 23
- Made 5 of 7 3-pointers and scored 22 points against Austin Peay on Nov. 9
- Scored 15 points and made two 3-pointers in WKU debut vs. Tennessee Tech on Nov. 5
- Transferred to WKU in summer 2019 and will be immediately eligible after graduating from IUPUI
- Averaged 18.6 points, 3.2 rebounds and 2.9 assists per game as a redshirt junior at IUPUI
- Made 90 of 256 3-pointers (35.2 percent) and 135 of 158 free throws (85.4 percent)
- Appeared in seven games as a sophomore at Vanderbilt before opting to transfer at the close of the fall semester
- Rated four-star prospect by ESPN out of high school and was named both Kentucky Mr. Basketball and Gatorade Player of the Year in 2015
- Finished his prep career ranked third in Kentucky high school history in career points (3,588) and made 3-pointers (393)

## CAREER STATISTICS

| Year       | GP                              | GS | Min   | Avg  | FG  | FGA | Pct  | 3FG | FGA | Pct  | FT  | FTA | Pct  | Off | Def | Tot | Avg | PF  | FO | Ast | TO  | Blk | Stl | Pts | Avg  |
|------------|---------------------------------|----|-------|------|-----|-----|------|-----|-----|------|-----|-----|------|-----|-----|-----|-----|-----|----|-----|-----|-----|-----|-----|------|
| VANDERBILT |                                 |    |       |      |     |     |      |     |     |      |     |     |      |     |     |     |     |     |    |     |     |     |     |     |      |
| 2015-16    | 27                              | 0  | 258   | 9.6  | 31  | 75  | .413 | 21  | 54  | .389 | 5   | 6   | .833 | 2   | 25  | 27  | 1.0 | 28  | 0  | 9   | 14  | 0   | 9   | 88  | 3.3  |
| 2016-17    | 7                               | 0  | 65    | 9.3  | 4   | 16  | .250 | 1   | 8   | .125 | 3   | 6   | .500 | 9   | 6   | 6   | 0.9 | 5   | 0  | 7   | 4   | 0   | 3   | 12  | 1.7  |
| IUPUI      |                                 |    |       |      |     |     |      |     |     |      |     |     |      |     |     |     |     |     |    |     |     |     |     |     |      |
| 2017-18    | Sat out per NCAA transfer rules |    |       |      |     |     |      |     |     |      |     |     |      |     |     |     |     |     |    |     |     |     |     |     |      |
| 2018-19    | 33                              | 33 | 1,078 | 32.7 | 195 | 459 | .425 | 90  | 256 | .352 | 135 | 158 | .854 | 11  | 95  | 106 | 3.2 | 72  | 2  | 95  | 84  | 1   | 43  | 615 | 18.6 |
| WKU        |                                 |    |       |      |     |     |      |     |     |      |     |     |      |     |     |     |     |     |    |     |     |     |     |     |      |
| 2019-20    | 9                               | 9  | 282   | 31.3 | 40  | 92  | .435 | 24  | 56  | .429 | 17  | 23  | .739 | 1   | 23  | 24  | 2.7 | 14  | 0  | 19  | 22  | 1   | 5   | 121 | 13.4 |
| TOTAL      | 76                              | 42 | 1,683 | 22.1 | 270 | 642 | .421 | 136 | 374 | .364 | 160 | 193 | .829 | 14  | 149 | 163 | 2.1 | 119 | 2  | 130 | 124 | 2   | 60  | 856 | 11.3 |



# #10 JEREMIAH GAMBRELL

RS FRESHMAN | GUARD | 6-2 | 180 | RS  
HOUSTON, TEXAS (MADISON HIGH SCHOOL)

| Opp.                 | GS  | Min | FG | A | Pct   | 3FG | A | Pct  | FT | A | Pct   | O | D | T | PF | FO | A | TO | B | S | Pts |
|----------------------|-----|-----|----|---|-------|-----|---|------|----|---|-------|---|---|---|----|----|---|----|---|---|-----|
| TENNESSEE TECH       | 3   | 0   | 0  | 0 | .000  | 0   | 0 | .000 | 0  | 0 | .000  | 0 | 0 | 0 | 0  | 0  | 0 | 0  | 0 | 0 | 0   |
| AUSTIN PEAY          | 2   | 1   | 1  | 1 | 1.000 | 0   | 0 | .000 | 0  | 0 | .000  | 0 | 0 | 0 | 0  | 0  | 0 | 0  | 0 | 0 | 2   |
| at Eastern Kentucky  | 4   | 1   | 2  | 2 | .500  | 1   | 2 | .500 | 0  | 0 | .000  | 0 | 1 | 1 | 0  | 0  | 0 | 0  | 0 | 0 | 3   |
| CAMPBELLVILLE        | 12  | 1   | 3  | 3 | .333  | 1   | 3 | .333 | 2  | 2 | 1.000 | 0 | 1 | 1 | 0  | 0  | 0 | 0  | 0 | 0 | 5   |
| vs. Bowling Green    | DNP |     |    |   |       |     |   |      |    |   |       |   |   |   |    |    |   |    |   |   |     |
| vs. Illinois State   | 3   | 1   | 2  | 2 | .500  | 1   | 2 | .500 | 0  | 0 | .000  | 0 | 0 | 0 | 0  | 0  | 0 | 0  | 0 | 0 | 3   |
| vs. Fordham          | DNP |     |    |   |       |     |   |      |    |   |       |   |   |   |    |    |   |    |   |   |     |
| vs. Louisville       | DNP |     |    |   |       |     |   |      |    |   |       |   |   |   |    |    |   |    |   |   |     |
| at Wright State      | 3   | 0   | 0  | 0 | .000  | 0   | 0 | .000 | 0  | 0 | .000  | 0 | 0 | 0 | 0  | 0  | 0 | 0  | 0 | 0 | 0   |
| ARKANSAS             |     |     |    |   |       |     |   |      |    |   |       |   |   |   |    |    |   |    |   |   |     |
| at Rhode Island      |     |     |    |   |       |     |   |      |    |   |       |   |   |   |    |    |   |    |   |   |     |
| BELMONT              |     |     |    |   |       |     |   |      |    |   |       |   |   |   |    |    |   |    |   |   |     |
| NORTH TEXAS*         |     |     |    |   |       |     |   |      |    |   |       |   |   |   |    |    |   |    |   |   |     |
| RICE*                |     |     |    |   |       |     |   |      |    |   |       |   |   |   |    |    |   |    |   |   |     |
| at UAB*              |     |     |    |   |       |     |   |      |    |   |       |   |   |   |    |    |   |    |   |   |     |
| at Middle Tenn.*     |     |     |    |   |       |     |   |      |    |   |       |   |   |   |    |    |   |    |   |   |     |
| OLD DOMINION*        |     |     |    |   |       |     |   |      |    |   |       |   |   |   |    |    |   |    |   |   |     |
| CHARLOTTE*           |     |     |    |   |       |     |   |      |    |   |       |   |   |   |    |    |   |    |   |   |     |
| at Marshall*         |     |     |    |   |       |     |   |      |    |   |       |   |   |   |    |    |   |    |   |   |     |
| MARSHALL*            |     |     |    |   |       |     |   |      |    |   |       |   |   |   |    |    |   |    |   |   |     |
| at Florida Atlantic* |     |     |    |   |       |     |   |      |    |   |       |   |   |   |    |    |   |    |   |   |     |
| at FIU*              |     |     |    |   |       |     |   |      |    |   |       |   |   |   |    |    |   |    |   |   |     |
| LOUISIANA TECH*      |     |     |    |   |       |     |   |      |    |   |       |   |   |   |    |    |   |    |   |   |     |
| SOUTHERN MISS*       |     |     |    |   |       |     |   |      |    |   |       |   |   |   |    |    |   |    |   |   |     |
| at UTEP*             |     |     |    |   |       |     |   |      |    |   |       |   |   |   |    |    |   |    |   |   |     |
| at UTSA*             |     |     |    |   |       |     |   |      |    |   |       |   |   |   |    |    |   |    |   |   |     |
| Bonus Play Game*     |     |     |    |   |       |     |   |      |    |   |       |   |   |   |    |    |   |    |   |   |     |
| Bonus Play Game*     |     |     |    |   |       |     |   |      |    |   |       |   |   |   |    |    |   |    |   |   |     |
| Bonus Play Game*     |     |     |    |   |       |     |   |      |    |   |       |   |   |   |    |    |   |    |   |   |     |
| Bonus Play Game*     |     |     |    |   |       |     |   |      |    |   |       |   |   |   |    |    |   |    |   |   |     |

## SEASON/CAREER HIGHS AT WKU

### POINTS

|        |                                 |
|--------|---------------------------------|
| Season | 5, vs. Campbellsville, 11/18/19 |
| Career | Same                            |

### REBOUNDS

|        |  |
|--------|--|
| Season | 1, 2x, last vs. Campbellsville, 11/18/19 |
| Career | 1, 3x, last vs. Campbellsville, 11/18/19 |

### FIELD GOALS

|        |  |
|--------|--|
| Season | 1, 4x, last vs. Illinois State, 11/23/19 |
| Career | 1, 5x, last vs. Illinois State, 11/23/19 |

### FIELD GOALS ATTEMPTED

|        |                                 |
|--------|---------------------------------|
| Season | 3, vs. Campbellsville, 11/18/19 |
| Career | 5, at Charlotte, 01/03/19       |

### THREE-POINT FIELD GOALS

|        |  |
|--------|--|
| Season | 1, 3x, last vs. Illinois State, 11/23/19 |
| Career | 1, 4x, last vs. Illinois State, 11/23/19 |

### THREE-POINT FIELD GOALS ATTEMPTED

|        |                                 |
|--------|---------------------------------|
| Season | 3, vs. Campbellsville, 11/18/19 |
| Career | 5, at Charlotte, 01/03/19       |

### FREE THROWS

|        |                                 |
|--------|---------------------------------|
| Season | 2, vs. Campbellsville, 11/18/19 |
| Career | Same                            |

### FREE THROWS ATTEMPTED

|        |                                 |
|--------|---------------------------------|
| Season | 2, vs. Campbellsville, 11/18/19 |
| Career | Same                            |

### ASSISTS

|        |                           |
|--------|---------------------------|
| Season | 0                         |
| Career | 1, at Charlotte, 01/03/19 |

### BLOCKED SHOTS

|        |      |
|--------|------|
| Season | 0    |
| Career | Same |

### STEALS

|        |                                    |
|--------|------------------------------------|
| Season | 0                                  |
| Career | 1, 2x, last at Charlotte, 01/03/19 |

### MINUTES PLAYED

|        |                                  |
|--------|----------------------------------|
| Season | 12, vs. Campbellsville, 11/18/19 |
| Career | 16, at Charlotte, 01/03/19       |

## QUICK-HITTERS

- Scored a career-high five points in 12 minutes against Campbellsville on Nov. 18
- Appeared in just four games in his first season after dealing with multiple stress fractures in his leg
- Made his first career 3-pointer and recorded his first assist in a career-high 16 minutes at Charlotte on Jan. 3, 2019
- Played three minutes and grabbed one steal in his WKU debut against Saint Mary's on Dec. 22, 2018
- Dressed for the first time against Troy on Dec. 16, 2018, after missing beginning of season with stress fracture in his leg
- Averaged 23 points per game as a senior in helping Madison (Texas) High School to a 21-12 record, a District 24-5A championship and multiple playoff victories
- Averaged 20 points per game as a junior, led team to undefeated mark in district play and was named District 24-5A MVP
- Averaged 20 points as a sophomore and 15 points as a freshman
- Rated a three-star prospect by both 247Sports and Rivals
- Majoring in sport management

## CAREER STATISTICS

| Year    | GP | GS | Min | Avg | FG | FGA | Pct  | 3FG | FGA | Pct  | FT | FTA | Pct   | Off | Def | Tot | Avg | PF | FO | Ast | TO | Blk | Stl | Pts | Avg |
|---------|----|----|-----|-----|----|-----|------|-----|-----|------|----|-----|-------|-----|-----|-----|-----|----|----|-----|----|-----|-----|-----|-----|
| WKU     |    |    |     |     |    |     |      |     |     |      |    |     |       |     |     |     |     |    |    |     |    |     |     |     |     |
| 2018-19 | 4  | 0  | 23  | 5.8 | 1  | 6   | .167 | 1   | 6   | .167 | 0  | 0   | .000  | 0   | 1   | 1   | 0.3 | 2  | 0  | 1   | 2  | 0   | 2   | 3   | 0.8 |
| 2019-20 | 6  | 0  | 27  | 4.5 | 4  | 8   | .500 | 3   | 7   | .429 | 2  | 2   | 1.000 | 0   | 2   | 2   | 0.3 | 0  | 0  | 0   | 0  | 0   | 0   | 13  | 2.2 |
| TOTAL   | 10 | 0  | 50  | 5.0 | 5  | 14  | .357 | 4   | 13  | .308 | 2  | 2   | 1.000 | 0   | 3   | 3   | 0.3 | 2  | 0  | 1   | 2  | 0   | 2   | 16  | 1.6 |



# #11 TAVEION HOLLINGSWORTH

JUNIOR | GUARD | 6-2 | 165 | 2L  
LEXINGTON, KY. (PAUL LAURENCE DUNBAR HS)

| Opp.                 | GS | Min | FG | A  | Pct  | 3FG | A | Pct  | FT | A  | Pct   | O | D | T | PF | FO | A | TO | B | S | Pts |
|----------------------|----|-----|----|----|------|-----|---|------|----|----|-------|---|---|---|----|----|---|----|---|---|-----|
| TENNESSEE TECH       | *  | 33  | 3  | 6  | .500 | 0   | 0 | .000 | 5  | 6  | .833  | 1 | 2 | 3 | 1  | 0  | 3 | 5  | 0 | 0 | 11  |
| AUSTIN PEAY          | *  | 31  | 5  | 8  | .625 | 2   | 3 | .667 | 9  | 10 | .900  | 1 | 6 | 7 | 3  | 0  | 3 | 4  | 0 | 1 | 21  |
| at Eastern Kentucky  | *  | 26  | 3  | 8  | .375 | 0   | 1 | .000 | 1  | 1  | 1.000 | 2 | 3 | 5 | 2  | 0  | 5 | 3  | 0 | 3 | 7   |
| CAMPBELLSVILLE       | *  | 26  | 4  | 7  | .571 | 0   | 1 | .000 | 6  | 6  | 1.000 | 0 | 2 | 2 | 1  | 0  | 5 | 2  | 0 | 2 | 14  |
| vs. Bowling Green    | *  | 37  | 8  | 13 | .615 | 1   | 2 | .500 | 2  | 4  | .500  | 0 | 6 | 6 | 1  | 0  | 3 | 2  | 0 | 1 | 19  |
| vs. Illinois State   | *  | 32  | 2  | 5  | .400 | 0   | 1 | .000 | 2  | 3  | .667  | 1 | 3 | 4 | 2  | 0  | 2 | 4  | 0 | 0 | 6   |
| vs. Fordham          | *  | 30  | 1  | 4  | .250 | 0   | 0 | .000 | 1  | 2  | .500  | 0 | 2 | 2 | 3  | 0  | 4 | 2  | 0 | 0 | 3   |
| vs. Louisville       | *  | 37  | 6  | 13 | .462 | 0   | 5 | .000 | 4  | 4  | 1.000 | 1 | 3 | 4 | 0  | 0  | 0 | 3  | 0 | 2 | 16  |
| at Wright State      | *  | 37  | 7  | 13 | .538 | 0   | 1 | .000 | 1  | 3  | .333  | 0 | 2 | 2 | 1  | 0  | 2 | 4  | 0 | 0 | 15  |
| ARKANSAS             |    |     |    |    |      |     |   |      |    |    |       |   |   |   |    |    |   |    |   |   |     |
| at Rhode Island      |    |     |    |    |      |     |   |      |    |    |       |   |   |   |    |    |   |    |   |   |     |
| BELMONT              |    |     |    |    |      |     |   |      |    |    |       |   |   |   |    |    |   |    |   |   |     |
| NORTH TEXAS*         |    |     |    |    |      |     |   |      |    |    |       |   |   |   |    |    |   |    |   |   |     |
| RICE*                |    |     |    |    |      |     |   |      |    |    |       |   |   |   |    |    |   |    |   |   |     |
| at UAB*              |    |     |    |    |      |     |   |      |    |    |       |   |   |   |    |    |   |    |   |   |     |
| at Middle Tenn.*     |    |     |    |    |      |     |   |      |    |    |       |   |   |   |    |    |   |    |   |   |     |
| OLD DOMINION*        |    |     |    |    |      |     |   |      |    |    |       |   |   |   |    |    |   |    |   |   |     |
| CHARLOTTE*           |    |     |    |    |      |     |   |      |    |    |       |   |   |   |    |    |   |    |   |   |     |
| at Marshall*         |    |     |    |    |      |     |   |      |    |    |       |   |   |   |    |    |   |    |   |   |     |
| MARSHALL*            |    |     |    |    |      |     |   |      |    |    |       |   |   |   |    |    |   |    |   |   |     |
| at Florida Atlantic* |    |     |    |    |      |     |   |      |    |    |       |   |   |   |    |    |   |    |   |   |     |
| at FIU*              |    |     |    |    |      |     |   |      |    |    |       |   |   |   |    |    |   |    |   |   |     |
| LOUISIANA TECH*      |    |     |    |    |      |     |   |      |    |    |       |   |   |   |    |    |   |    |   |   |     |
| SOUTHERN MISS*       |    |     |    |    |      |     |   |      |    |    |       |   |   |   |    |    |   |    |   |   |     |
| at UTEP*             |    |     |    |    |      |     |   |      |    |    |       |   |   |   |    |    |   |    |   |   |     |
| at UTSA*             |    |     |    |    |      |     |   |      |    |    |       |   |   |   |    |    |   |    |   |   |     |
| Bonus Play Game*     |    |     |    |    |      |     |   |      |    |    |       |   |   |   |    |    |   |    |   |   |     |
| Bonus Play Game*     |    |     |    |    |      |     |   |      |    |    |       |   |   |   |    |    |   |    |   |   |     |
| Bonus Play Game*     |    |     |    |    |      |     |   |      |    |    |       |   |   |   |    |    |   |    |   |   |     |
| Bonus Play Game*     |    |     |    |    |      |     |   |      |    |    |       |   |   |   |    |    |   |    |   |   |     |

## SEASON/CAREER HIGHS AT WKU

### POINTS

Season 21, vs. Austin Peay, 11/09/19  
Career 30, 2x, last at Oklahoma State, 03/21/18

### REBOUNDS

Season 7, vs. Austin Peay, 11/09/19  
Career 12, vs. Troy, 12/16/18

### FIELD GOALS

Season 8, vs. Bowling Green, 11/22/19  
Career 9, 7x, last vs. North Texas, 03/14/19

### FIELD GOALS ATTEMPTED

Season 13, 3x, last at Wright State, 12/03/19  
Career 17, 3x, last vs. Southern Miss, 03/03/19

### THREE-POINT FIELD GOALS

Season 2, vs. Austin Peay, 11/09/19  
Career 5, at UTEP, 02/01/18

### THREE-POINT FIELD GOALS ATTEMPTED

Season 3, vs. Austin Peay, 11/09/19  
Career 9, at UTEP, 02/01/18

### FREE THROWS

Season 9, vs. Austin Peay, 11/09/19  
Career 14, at North Texas, 02/15/18

### FREE THROWS ATTEMPTED

Season 10, vs. Austin Peay, 11/09/19  
Career 14, at North Texas, 02/15/18

### ASSISTS

Season 5, 2x, last vs. Campbellsville, 11/18/19  
Career 6, 3x, last vs. #15/16 Wisconsin, 12/29/18

### BLOCKED SHOTS

Season 0  
Career 2, at Marshall, 01/06/18

### STEALS

Season 3, at Eastern Kentucky, 11/15/19  
Career 4, vs. RV/#13 West Virginia, 11/16/18

### MINUTES PLAYED

Season 37, 3x, last at Wright State, 12/03/19  
Career 47, at Rice, 02/07/19

## QUICK-HITTERS

- Reached 1,000 career points early in the season opener against Tennessee Tech on Nov. 5
- Named to 2019 All-C-USA Preseason Team
- Ranked second on the team in scoring at 14.4 points per game as a sophomore while also averaging 4.4 rebounds, 2.2 assists and 1.2 steals
- Named to 2019 All-Conference USA Third Team, Preseason All-Conference Team and C-USA Championship All-Tournament Team
- Played the fifth-most minutes in a season in program history at 1,251, making him the only player in program history with two seasons in the top 10
- Had first career double-double vs. Troy on Dec. 16, 2018, with 10 points and career-high 12 rebounds
- Appeared in and started all 38 games in 2017-18, tying for the program record for most games started in a single season
- Set new WKU records for points scored (506), minutes played (1,312) and games started by a Hilltopper freshman
- Shattered Courtney Lee's record for most points scored by a WKU freshman by more than 40 and was one of just 20 freshmen in the nation to score at least 500 points

## CAREER STATISTICS

| Year    | GP | GS | Min   | Avg  | FG  | FGA | Pct  | 3FG | FGA | Pct  | FT  | FTA | Pct  | Off | Def | Tot | Avg | PF  | FO | Ast | TO  | Blk | Stl | Pts   | Avg  |
|---------|----|----|-------|------|-----|-----|------|-----|-----|------|-----|-----|------|-----|-----|-----|-----|-----|----|-----|-----|-----|-----|-------|------|
| 2017-18 | 38 | 38 | 1,312 | 34.5 | 170 | 354 | .480 | 45  | 119 | .378 | 121 | 153 | .791 | 31  | 98  | 129 | 3.4 | 75  | 0  | 71  | 67  | 5   | 39  | 506   | 13.3 |
| 2018-19 | 34 | 34 | 1,251 | 36.8 | 175 | 419 | .418 | 49  | 154 | .318 | 91  | 118 | .771 | 35  | 115 | 159 | 4.4 | 49  | 0  | 76  | 72  | 8   | 41  | 490   | 14.4 |
| 2019-20 | 9  | 9  | 290   | 32.2 | 39  | 77  | .506 | 3   | 14  | .214 | 31  | 39  | .795 | 6   | 29  | 35  | 3.9 | 14  | 0  | 27  | 29  | 0   | 9   | 112   | 12.4 |
| TOTAL   | 81 | 81 | 2,853 | 35.2 | 384 | 850 | .452 | 97  | 287 | .338 | 243 | 310 | .784 | 72  | 242 | 314 | 3.9 | 138 | 0  | 174 | 168 | 13  | 89  | 1,108 | 13.7 |



#12 JACKSON HARLAN

FRESHMAN | GUARD | 6-3 | 190 | HS

ALBANY, KY. (CLINTON COUNTY HS)

| Opp.                 | GS  | Min | FG | A    | Pct | 3FG | A    | Pct | FT | A    | Pct | O | D | T | PF | FO | A | TO | B | S | Pts |
|----------------------|-----|-----|----|------|-----|-----|------|-----|----|------|-----|---|---|---|----|----|---|----|---|---|-----|
| TENNESSEE TECH       | DNP |     |    |      |     |     |      |     |    |      |     |   |   |   |    |    |   |    |   |   |     |
| AUSTIN PEAY          | 1   | 0   | 0  | .000 | 0   | 0   | .000 | 0   | 0  | .000 | 0   | 0 | 0 | 0 | 0  | 0  | 0 | 0  | 0 | 0 | 0   |
| at Eastern Kentucky  | 1   | 0   | 0  | .000 | 0   | 0   | .000 | 0   | 0  | .000 | 0   | 0 | 0 | 0 | 0  | 0  | 0 | 0  | 0 | 0 | 0   |
| CAMPBELLSVILLE       | 4   | 0   | 1  | .000 | 0   | 1   | .000 | 0   | 0  | .000 | 0   | 0 | 0 | 1 | 0  | 1  | 0 | 0  | 0 | 0 | 0   |
| vs. Bowling Green    | DNP |     |    |      |     |     |      |     |    |      |     |   |   |   |    |    |   |    |   |   |     |
| vs. Illinois State   | 1   | 0   | 0  | .000 | 0   | 0   | .000 | 0   | 0  | .000 | 0   | 0 | 0 | 0 | 0  | 0  | 0 | 0  | 0 | 0 | 0   |
| vs. Fordham          | DNP |     |    |      |     |     |      |     |    |      |     |   |   |   |    |    |   |    |   |   |     |
| vs. Louisville       | DNP |     |    |      |     |     |      |     |    |      |     |   |   |   |    |    |   |    |   |   |     |
| at Wright State      | DNP |     |    |      |     |     |      |     |    |      |     |   |   |   |    |    |   |    |   |   |     |
| ARKANSAS             |     |     |    |      |     |     |      |     |    |      |     |   |   |   |    |    |   |    |   |   |     |
| at Rhode Island      |     |     |    |      |     |     |      |     |    |      |     |   |   |   |    |    |   |    |   |   |     |
| BELMONT              |     |     |    |      |     |     |      |     |    |      |     |   |   |   |    |    |   |    |   |   |     |
| NORTH TEXAS*         |     |     |    |      |     |     |      |     |    |      |     |   |   |   |    |    |   |    |   |   |     |
| RICE*                |     |     |    |      |     |     |      |     |    |      |     |   |   |   |    |    |   |    |   |   |     |
| at UAB*              |     |     |    |      |     |     |      |     |    |      |     |   |   |   |    |    |   |    |   |   |     |
| at Middle Tenn.*     |     |     |    |      |     |     |      |     |    |      |     |   |   |   |    |    |   |    |   |   |     |
| OLD DOMINION*        |     |     |    |      |     |     |      |     |    |      |     |   |   |   |    |    |   |    |   |   |     |
| CHARLOTTE*           |     |     |    |      |     |     |      |     |    |      |     |   |   |   |    |    |   |    |   |   |     |
| at Marshall*         |     |     |    |      |     |     |      |     |    |      |     |   |   |   |    |    |   |    |   |   |     |
| MARSHALL*            |     |     |    |      |     |     |      |     |    |      |     |   |   |   |    |    |   |    |   |   |     |
| at Florida Atlantic* |     |     |    |      |     |     |      |     |    |      |     |   |   |   |    |    |   |    |   |   |     |
| at FIU*              |     |     |    |      |     |     |      |     |    |      |     |   |   |   |    |    |   |    |   |   |     |
| LOUISIANA TECH*      |     |     |    |      |     |     |      |     |    |      |     |   |   |   |    |    |   |    |   |   |     |
| SOUTHERN MISS*       |     |     |    |      |     |     |      |     |    |      |     |   |   |   |    |    |   |    |   |   |     |
| at UTEP*             |     |     |    |      |     |     |      |     |    |      |     |   |   |   |    |    |   |    |   |   |     |
| at UTSA*             |     |     |    |      |     |     |      |     |    |      |     |   |   |   |    |    |   |    |   |   |     |
| Bonus Play Game*     |     |     |    |      |     |     |      |     |    |      |     |   |   |   |    |    |   |    |   |   |     |
| Bonus Play Game*     |     |     |    |      |     |     |      |     |    |      |     |   |   |   |    |    |   |    |   |   |     |
| Bonus Play Game*     |     |     |    |      |     |     |      |     |    |      |     |   |   |   |    |    |   |    |   |   |     |
| Bonus Play Game*     |     |     |    |      |     |     |      |     |    |      |     |   |   |   |    |    |   |    |   |   |     |

SEASON/CAREER HIGHS AT WKU

|                                   |                                 |
|-----------------------------------|---------------------------------|
| POINTS                            |                                 |
| Season                            | 0                               |
| Career                            | Same                            |
| REBOUNDS                          |                                 |
| Season                            | 0                               |
| Career                            | Same                            |
| FIELD GOALS                       |                                 |
| Season                            | 0                               |
| Career                            | Same                            |
| FIELD GOALS ATTEMPTED             |                                 |
| Season                            | 1, vs. Campbellsville, 11/18/19 |
| Career                            | Same                            |
| THREE-POINT FIELD GOALS           |                                 |
| Season                            | 0                               |
| Career                            | Same                            |
| THREE-POINT FIELD GOALS ATTEMPTED |                                 |
| Season                            | 1, vs. Campbellsville, 11/18/19 |
| Career                            | Same                            |
| FREE THROWS                       |                                 |
| Season                            | 0                               |
| Career                            | Same                            |
| FREE THROWS ATTEMPTED             |                                 |
| Season                            | 0                               |
| Career                            | Same                            |
| ASSISTS                           |                                 |
| Season                            | 1, vs. Campbellsville, 11/18/19 |
| Career                            | Same                            |
| BLOCKED SHOTS                     |                                 |
| Season                            | 0                               |
| Career                            | Same                            |
| STEALS                            |                                 |
| Season                            | 0                               |
| Career                            | Same                            |
| MINUTES PLAYED                    |                                 |
| Season                            | 4, vs. Campbellsville, 11/18/19 |
| Career                            | Same                            |

QUICK-HITTERS

- Took his first shot and handed out his first assist against Campbellsville on Nov. 18
- Made his first college appearance in one minute of action against Austin Peay on Nov. 9
- Averaged 23.9 points and 4.5 rebounds per game as a senior at Clinton County High School in Albany, Ky., leading the Bulldogs to a 24-8 record and the Fourth Region semifinals
- Shot 43.1 percent from the field, 32.3 percent from 3-point range and netted 169 of 225 free throws
- Finished his career with 2,128 points (second all-time at Clinton County) and scored 30-plus points in 18 games, including a career high of 45
- Named Fourth Region Player of the Year and a finalist for Kentucky Mr. Basketball, as well as First Team All-State
- Majoring in biology

CAREER STATISTICS

| Year    | GP | GS | Min | Avg | FG | FGA | Pct  | 3FG | FGA | Pct  | FT | FTA | Pct  | Off | Def | Tot | Avg | PF | FO | Ast | TO | Blk | Stl | Pts | Avg |
|---------|----|----|-----|-----|----|-----|------|-----|-----|------|----|-----|------|-----|-----|-----|-----|----|----|-----|----|-----|-----|-----|-----|
| WKU     |    |    |     |     |    |     |      |     |     |      |    |     |      |     |     |     |     |    |    |     |    |     |     |     |     |
| 2019-20 | 4  | 0  | 5   | 1.3 | 0  | 1   | .000 | 0   | 1   | .000 | 0  | 0   | .000 | 0   | 0   | 0   | 0.0 | 1  | 0  | 1   | 0  | 0   | 0   | 0   | 0.0 |
| TOTAL   | 4  | 0  | 5   | 1.3 | 0  | 1   | .000 | 0   | 1   | .000 | 0  | 0   | .000 | 0   | 0   | 0   | 0.0 | 1  | 0  | 1   | 0  | 0   | 0   | 0   | 0.0 |



# #14 MATT HORTON

SENIOR | FORWARD | 6-11 | 230 | 1L  
TUSCALOOSA, ALA. (SHELTON STATE CC)

| Opp.                 | GS  | Min | FG | A | Pct   | 3FG | A | Pct  | FT | A | Pct  | O | D | T | PF | FO | A | TO | B | S | Pts |
|----------------------|-----|-----|----|---|-------|-----|---|------|----|---|------|---|---|---|----|----|---|----|---|---|-----|
| TENNESSEE TECH       | DNP |     |    |   |       |     |   |      |    |   |      |   |   |   |    |    |   |    |   |   |     |
| AUSTIN PEAY          | DNP |     |    |   |       |     |   |      |    |   |      |   |   |   |    |    |   |    |   |   |     |
| at Eastern Kentucky  | DNP |     |    |   |       |     |   |      |    |   |      |   |   |   |    |    |   |    |   |   |     |
| CAMPBELLSVILLE       |     | 12  | 2  | 2 | 1.000 | 0   | 0 | .000 | 0  | 2 | .000 | 1 | 5 | 6 | 3  | 0  | 2 | 1  | 4 | 0 | 4   |
| vs. Bowling Green    |     | 4   | 0  | 1 | .000  | 0   | 0 | .000 | 0  | 0 | .000 | 0 | 0 | 0 | 0  | 0  | 0 | 0  | 0 | 0 | 0   |
| vs. Illinois State   |     | 7   | 1  | 1 | 1.000 | 0   | 0 | .000 | 0  | 0 | .000 | 1 | 0 | 1 | 1  | 0  | 0 | 0  | 0 | 1 | 2   |
| vs. Fordham          |     | 8   | 1  | 1 | 1.000 | 0   | 0 | .000 | 0  | 0 | .000 | 0 | 2 | 2 | 0  | 0  | 0 | 0  | 0 | 1 | 2   |
| vs. Louisville       |     | 2   | 0  | 1 | .000  | 0   | 0 | .000 | 0  | 0 | .000 | 1 | 0 | 1 | 2  | 0  | 0 | 1  | 0 | 0 | 0   |
| at Wright State      | DNP |     |    |   |       |     |   |      |    |   |      |   |   |   |    |    |   |    |   |   |     |
| ARKANSAS             |     |     |    |   |       |     |   |      |    |   |      |   |   |   |    |    |   |    |   |   |     |
| at Rhode Island      |     |     |    |   |       |     |   |      |    |   |      |   |   |   |    |    |   |    |   |   |     |
| BELMONT              |     |     |    |   |       |     |   |      |    |   |      |   |   |   |    |    |   |    |   |   |     |
| NORTH TEXAS*         |     |     |    |   |       |     |   |      |    |   |      |   |   |   |    |    |   |    |   |   |     |
| RICE*                |     |     |    |   |       |     |   |      |    |   |      |   |   |   |    |    |   |    |   |   |     |
| at UAB*              |     |     |    |   |       |     |   |      |    |   |      |   |   |   |    |    |   |    |   |   |     |
| at Middle Tenn.*     |     |     |    |   |       |     |   |      |    |   |      |   |   |   |    |    |   |    |   |   |     |
| OLD DOMINION*        |     |     |    |   |       |     |   |      |    |   |      |   |   |   |    |    |   |    |   |   |     |
| CHARLOTTE*           |     |     |    |   |       |     |   |      |    |   |      |   |   |   |    |    |   |    |   |   |     |
| at Marshall*         |     |     |    |   |       |     |   |      |    |   |      |   |   |   |    |    |   |    |   |   |     |
| MARSHALL*            |     |     |    |   |       |     |   |      |    |   |      |   |   |   |    |    |   |    |   |   |     |
| at Florida Atlantic* |     |     |    |   |       |     |   |      |    |   |      |   |   |   |    |    |   |    |   |   |     |
| at FIU*              |     |     |    |   |       |     |   |      |    |   |      |   |   |   |    |    |   |    |   |   |     |
| LOUISIANA TECH*      |     |     |    |   |       |     |   |      |    |   |      |   |   |   |    |    |   |    |   |   |     |
| SOUTHERN MISS*       |     |     |    |   |       |     |   |      |    |   |      |   |   |   |    |    |   |    |   |   |     |
| at UTEP*             |     |     |    |   |       |     |   |      |    |   |      |   |   |   |    |    |   |    |   |   |     |
| at UTSA*             |     |     |    |   |       |     |   |      |    |   |      |   |   |   |    |    |   |    |   |   |     |
| Bonus Play Game*     |     |     |    |   |       |     |   |      |    |   |      |   |   |   |    |    |   |    |   |   |     |
| Bonus Play Game*     |     |     |    |   |       |     |   |      |    |   |      |   |   |   |    |    |   |    |   |   |     |
| Bonus Play Game*     |     |     |    |   |       |     |   |      |    |   |      |   |   |   |    |    |   |    |   |   |     |
| Bonus Play Game*     |     |     |    |   |       |     |   |      |    |   |      |   |   |   |    |    |   |    |   |   |     |

## SEASON/CAREER HIGHS AT WKU

### POINTS

Season 4, vs. Campbellsville, 11/18/19  
Career 4, 2x, last vs. Campbellsville, 11/18/19

### REBOUNDS

Season 6, vs. Campbellsville, 11/18/19  
Career Same

### FIELD GOALS

Season 2, vs. Campbellsville, 11/18/19  
Career Same

### FIELD GOALS ATTEMPTED

Season 2, vs. Campbellsville, 11/18/19  
Career Same

### THREE-POINT FIELD GOALS

Season 0  
Career Same

### THREE-POINT FIELD GOALS ATTEMPTED

Season 0  
Career Same

### FREE THROWS

Season 0  
Career 2, 2x, last vs. Tennessee State, 12/01/18

### FREE THROWS ATTEMPTED

Season 2, vs. Campbellsville, 11/18/19  
Career 6, vs. Tennessee State, 12/01/18

### ASSISTS

Season 2, vs. Campbellsville, 11/18/19  
Career Same

### BLOCKED SHOTS

Season 4, vs. Campbellsville, 11/18/19  
Career Same

### STEALS

Season 1, 2x, last vs. Fordham, 11/25/19  
Career 1, 3x, last vs. Fordham, 11/25/19

### MINUTES PLAYED

Season 12, vs. Campbellsville, 11/18/19  
Career Same

## QUICK-HITTERS

- Set career highs with four points, six rebounds, four blocks and 12 minutes against in his first game of the season vs. Campbellsville on Nov. 18
- Appeared in 10 games off the bench in 2018-19, averaging 4.2 minutes per contest while averaging 1.1 points and one rebound per outing
- Made all three of his field-goal attempts, netted 5 of 12 free throws and blocked three shots
- Missed multiple games in December with bone bruise in his right leg
- Scored two points with two rebounds in his WKU debut at Washington on Nov. 6, 2018
- Averaged 8.6 points, 6.8 rebounds and three blocks per game (90 total blocks) as a sophomore at Shelton State Community College in 2017-18
- Appeared in 30 games and started 27 for a squad that finished the season at 27-5; shot 62.4 percent from the field and snagged 2.3 offensive rebounds per game
- Averaged 22 points, 11 rebounds and three blocks as a senior at Paul Bryant HS in Tuscaloosa
- Majoring in interdisciplinary studies, with an emphasis on sports coaching

## CAREER STATISTICS

| Year                            | GP | GS | Min | Avg | FG  | FGA | Pct   | 3FG | FGA | Pct  | FT | FTA | Pct  | Off | Def | Tot | Avg | PF | FO | Ast | TO | Blk | Stl | Pts | Avg |
|---------------------------------|----|----|-----|-----|-----|-----|-------|-----|-----|------|----|-----|------|-----|-----|-----|-----|----|----|-----|----|-----|-----|-----|-----|
| SHELTON STATE COMMUNITY COLLEGE |    |    |     |     |     |     |       |     |     |      |    |     |      |     |     |     |     |    |    |     |    |     |     |     |     |
| 2016-17                         | 27 | 3  | N/A | N/A | 63  | 94  | .670  | 1   | 2   | .500 | 27 | 49  | .551 | 41  | 96  | 137 | 5.1 | 83 | 3  | 9   | 19 | 47  | 3   | 154 | 5.7 |
| 2017-18                         | 30 | 27 | N/A | N/A | 111 | 178 | .624  | 0   | 6   | .000 | 35 | 57  | .614 | 70  | 134 | 204 | 6.8 | 82 | 2  | 4   | 33 | 90  | 11  | 257 | 8.6 |
| WKU                             |    |    |     |     |     |     |       |     |     |      |    |     |      |     |     |     |     |    |    |     |    |     |     |     |     |
| 2018-19                         | 10 | 0  | 42  | 4.2 | 3   | 3   | 1.000 | 0   | 0   | .000 | 5  | 12  | .417 | 2   | 8   | 10  | 1.0 | 12 | 0  | 0   | 4  | 3   | 1   | 11  | 1.1 |
| 2019-20                         | 5  | 0  | 33  | 6.6 | 4   | 6   | .667  | 0   | 0   | .000 | 0  | 2   | .000 | 3   | 7   | 10  | 2.0 | 6  | 0  | 2   | 2  | 4   | 2   | 8   | 1.6 |
| WKU TOTAL                       | 15 | 0  | 75  | 5.0 | 7   | 9   | .778  | 0   | 0   | .000 | 5  | 14  | .357 | 5   | 15  | 20  | 1.3 | 18 | 0  | 2   | 6  | 7   | 3   | 19  | 1.3 |





# #15 PATRICK MURPHY

RS JUNIOR | GUARD | 6-5 | 180 | RS  
FRANKLIN, TENN. (MARTIN METHODIST)

| Opp.                 | GS  | Min | FG | A    | Pct | 3FG | A    | Pct | FT | A    | Pct | O | D | T | PF | FO | A | TO | B | S | Pts |
|----------------------|-----|-----|----|------|-----|-----|------|-----|----|------|-----|---|---|---|----|----|---|----|---|---|-----|
| TENNESSEE TECH       | DNP |     |    |      |     |     |      |     |    |      |     |   |   |   |    |    |   |    |   |   |     |
| AUSTIN PEAY          | 1   | 0   | 0  | .000 | 0   | 0   | .000 | 0   | 0  | .000 | 0   | 0 | 0 | 0 | 0  | 0  | 2 | 0  | 0 | 0 | 0   |
| at Eastern Kentucky  | 1   | 0   | 0  | .000 | 0   | 0   | .000 | 0   | 0  | .000 | 0   | 1 | 1 | 0 | 0  | 0  | 0 | 0  | 0 | 0 | 0   |
| CAMPBELLSVILLE       | 1   | 0   | 0  | .000 | 0   | 0   | .000 | 0   | 0  | .000 | 0   | 0 | 0 | 0 | 0  | 0  | 0 | 0  | 0 | 0 | 0   |
| vs. Bowling Green    | DNP |     |    |      |     |     |      |     |    |      |     |   |   |   |    |    |   |    |   |   |     |
| vs. Illinois State   | 1   | 0   | 0  | .000 | 0   | 0   | .000 | 0   | 0  | .000 | 0   | 0 | 0 | 0 | 0  | 0  | 0 | 0  | 0 | 0 | 0   |
| vs. Fordham          | DNP |     |    |      |     |     |      |     |    |      |     |   |   |   |    |    |   |    |   |   |     |
| vs. Louisville       | DNP |     |    |      |     |     |      |     |    |      |     |   |   |   |    |    |   |    |   |   |     |
| at Wright State      | DNP |     |    |      |     |     |      |     |    |      |     |   |   |   |    |    |   |    |   |   |     |
| ARKANSAS             |     |     |    |      |     |     |      |     |    |      |     |   |   |   |    |    |   |    |   |   |     |
| at Rhode Island      |     |     |    |      |     |     |      |     |    |      |     |   |   |   |    |    |   |    |   |   |     |
| BELMONT              |     |     |    |      |     |     |      |     |    |      |     |   |   |   |    |    |   |    |   |   |     |
| NORTH TEXAS*         |     |     |    |      |     |     |      |     |    |      |     |   |   |   |    |    |   |    |   |   |     |
| RICE*                |     |     |    |      |     |     |      |     |    |      |     |   |   |   |    |    |   |    |   |   |     |
| at UAB*              |     |     |    |      |     |     |      |     |    |      |     |   |   |   |    |    |   |    |   |   |     |
| at Middle Tenn.*     |     |     |    |      |     |     |      |     |    |      |     |   |   |   |    |    |   |    |   |   |     |
| OLD DOMINION*        |     |     |    |      |     |     |      |     |    |      |     |   |   |   |    |    |   |    |   |   |     |
| CHARLOTTE*           |     |     |    |      |     |     |      |     |    |      |     |   |   |   |    |    |   |    |   |   |     |
| at Marshall*         |     |     |    |      |     |     |      |     |    |      |     |   |   |   |    |    |   |    |   |   |     |
| MARSHALL*            |     |     |    |      |     |     |      |     |    |      |     |   |   |   |    |    |   |    |   |   |     |
| at Florida Atlantic* |     |     |    |      |     |     |      |     |    |      |     |   |   |   |    |    |   |    |   |   |     |
| at FIU*              |     |     |    |      |     |     |      |     |    |      |     |   |   |   |    |    |   |    |   |   |     |
| LOUISIANA TECH*      |     |     |    |      |     |     |      |     |    |      |     |   |   |   |    |    |   |    |   |   |     |
| SOUTHERN MISS*       |     |     |    |      |     |     |      |     |    |      |     |   |   |   |    |    |   |    |   |   |     |
| at UTEP*             |     |     |    |      |     |     |      |     |    |      |     |   |   |   |    |    |   |    |   |   |     |
| at UTSA*             |     |     |    |      |     |     |      |     |    |      |     |   |   |   |    |    |   |    |   |   |     |
| Bonus Play Game*     |     |     |    |      |     |     |      |     |    |      |     |   |   |   |    |    |   |    |   |   |     |
| Bonus Play Game*     |     |     |    |      |     |     |      |     |    |      |     |   |   |   |    |    |   |    |   |   |     |
| Bonus Play Game*     |     |     |    |      |     |     |      |     |    |      |     |   |   |   |    |    |   |    |   |   |     |
| Bonus Play Game*     |     |     |    |      |     |     |      |     |    |      |     |   |   |   |    |    |   |    |   |   |     |

## SEASON/CAREER HIGHS AT WKU

### POINTS

|        |      |
|--------|------|
| Season | 0    |
| Career | Same |

### REBOUNDS

|        |                                  |
|--------|----------------------------------|
| Season | 1, at Eastern Kentucky, 11/15/19 |
| Career | Same                             |

### FIELD GOALS

|        |      |
|--------|------|
| Season | 0    |
| Career | Same |

### FIELD GOALS ATTEMPTED

|        |      |
|--------|------|
| Season | 0    |
| Career | Same |

### THREE-POINT FIELD GOALS

|        |      |
|--------|------|
| Season | 0    |
| Career | Same |

### THREE-POINT FIELD GOALS ATTEMPTED

|        |      |
|--------|------|
| Season | 0    |
| Career | Same |

### FREE THROWS

|        |      |
|--------|------|
| Season | 0    |
| Career | Same |

### FREE THROWS ATTEMPTED

|        |      |
|--------|------|
| Season | 0    |
| Career | Same |

### ASSISTS

|        |      |
|--------|------|
| Season | 0    |
| Career | Same |

### BLOCKED SHOTS

|        |      |
|--------|------|
| Season | 0    |
| Career | Same |

### STEALS

|        |      |
|--------|------|
| Season | 0    |
| Career | Same |

### MINUTES PLAYED

|        |  |
|--------|--|
| Season | 1, 4x, last vs. Illinois State, 11/23/19 |
| Career | Same                                     |

## QUICK-HITTERS

- Made his first appearance at WKU in one minute of action against Austin Peay on Nov. 9
- Transferred to WKU in fall 2018 and sat out the 2018-19 season per NCAA transfer rules
- Averaged 4.3 points and 3.2 rebounds as a sophomore in 2017-18 at Martin Methodist, starting 8 of 28 contests
- Helped lead Independence (Tenn.) High School to a program-best 27 wins and a Class AAA sectional appearance as a senior
- Father, Scott, played basketball at Austin Peay while WKU head coach Rick Stansbury was an assistant for the Governors
- Brother, Grayson, plays guard for Belmont
- Majoring in sports management

## CAREER STATISTICS

| Year             | GP                              | GS | Min | Avg | FG | FGA | Pct  | 3FG | FGA | Pct  | FT | FTA | Pct  | Off | Def | Tot | Avg | PF | FO | Ast | TO | Blk | Stl | Pts | Avg |
|------------------|---------------------------------|----|-----|-----|----|-----|------|-----|-----|------|----|-----|------|-----|-----|-----|-----|----|----|-----|----|-----|-----|-----|-----|
| MARTIN METHODIST |                                 |    |     |     |    |     |      |     |     |      |    |     |      |     |     |     |     |    |    |     |    |     |     |     |     |
| 2016-17          | 10                              | 0  | N/A | N/A | 3  | 7   | .429 | 0   | 1   | .000 | 0  | 2   | .000 | 2   | 5   | 7   | 0.7 | 2  | 0  | 1   | 1  | 1   | 1   | 6   | 0.6 |
| 2017-18          | 28                              | 8  | N/A | N/A | 55 | 96  | .573 | 1   | 2   | .500 | 10 | 19  | .526 | 27  | 63  | 90  | 3.2 | 39 | 0  | 13  | 29 | 8   | 10  | 121 | 4.3 |
| WKU              |                                 |    |     |     |    |     |      |     |     |      |    |     |      |     |     |     |     |    |    |     |    |     |     |     |     |
| 2018-19          | Sat out per NCAA transfer rules |    |     |     |    |     |      |     |     |      |    |     |      |     |     |     |     |    |    |     |    |     |     |     |     |
| 2019-20          | 4                               | 0  | 2   | 0.5 | 0  | 0   | .000 | 0   | 0   | .000 | 0  | 0   | .000 | 0   | 1   | 1   | 0.3 | 0  | 0  | 0   | 2  | 0   | 0   | 0   | 0.0 |
| WKU TOTAL        | 4                               | 0  | 2   | 0.5 | 0  | 0   | .000 | 0   | 0   | .000 | 0  | 0   | .000 | 0   | 1   | 1   | 0.3 | 0  | 0  | 0   | 2  | 0   | 0   | 0   | 0.0 |



## #22 CARSON WILLIAMS

RS JUNIOR | FORWARD | 6-5 | 230 | RS  
OWENTON, KY. (NORTHERN KENTUCKY)

| Opp.                 | GS | Min | FG | A  | Pct  | 3FG | A | Pct  | FT | A | Pct   | O | D | T | PF | FO | A | TO | B | S | Pts |
|----------------------|----|-----|----|----|------|-----|---|------|----|---|-------|---|---|---|----|----|---|----|---|---|-----|
| TENNESSEE TECH       | *  | 32  | 6  | 10 | .600 | 1   | 2 | .500 | 3  | 4 | .750  | 3 | 6 | 9 | 0  | 0  | 1 | 1  | 2 | 2 | 16  |
| AUSTIN PEAY          | *  | 33  | 4  | 7  | .571 | 0   | 1 | .000 | 4  | 6 | .667  | 4 | 2 | 6 | 0  | 0  | 4 | 1  | 0 | 1 | 12  |
| at Eastern Kentucky  | *  | 34  | 6  | 10 | .600 | 0   | 1 | .000 | 3  | 5 | .600  | 1 | 2 | 3 | 2  | 0  | 5 | 6  | 0 | 0 | 15  |
| CAMPBELLSVILLE       | *  | 25  | 11 | 13 | .846 | 2   | 3 | .667 | 3  | 3 | 1.000 | 1 | 4 | 5 | 0  | 0  | 0 | 1  | 0 | 2 | 27  |
| vs. Bowling Green    | *  | 36  | 5  | 7  | .714 | 1   | 2 | .500 | 3  | 3 | 1.000 | 2 | 3 | 5 | 0  | 0  | 2 | 0  | 1 | 0 | 14  |
| vs. Illinois State   | *  | 29  | 4  | 6  | .667 | 0   | 0 | .000 | 3  | 4 | .750  | 2 | 3 | 5 | 2  | 0  | 2 | 2  | 0 | 0 | 11  |
| vs. Fordham          | *  | 26  | 0  | 2  | .000 | 0   | 0 | .000 | 0  | 0 | .000  | 1 | 2 | 3 | 2  | 0  | 0 | 5  | 0 | 1 | 0   |
| vs. Louisville       | *  | 22  | 1  | 2  | .500 | 0   | 0 | .000 | 0  | 0 | .000  | 0 | 1 | 1 | 4  | 0  | 3 | 0  | 0 | 0 | 2   |
| at Wright State      | *  | 31  | 4  | 7  | .571 | 0   | 1 | .000 | 0  | 0 | .000  | 1 | 5 | 6 | 3  | 0  | 0 | 1  | 0 | 2 | 8   |
| ARKANSAS             |    |     |    |    |      |     |   |      |    |   |       |   |   |   |    |    |   |    |   |   |     |
| at Rhode Island      |    |     |    |    |      |     |   |      |    |   |       |   |   |   |    |    |   |    |   |   |     |
| BELMONT              |    |     |    |    |      |     |   |      |    |   |       |   |   |   |    |    |   |    |   |   |     |
| NORTH TEXAS*         |    |     |    |    |      |     |   |      |    |   |       |   |   |   |    |    |   |    |   |   |     |
| RICE*                |    |     |    |    |      |     |   |      |    |   |       |   |   |   |    |    |   |    |   |   |     |
| at UAB*              |    |     |    |    |      |     |   |      |    |   |       |   |   |   |    |    |   |    |   |   |     |
| at Middle Tenn.*     |    |     |    |    |      |     |   |      |    |   |       |   |   |   |    |    |   |    |   |   |     |
| OLD DOMINION*        |    |     |    |    |      |     |   |      |    |   |       |   |   |   |    |    |   |    |   |   |     |
| CHARLOTTE*           |    |     |    |    |      |     |   |      |    |   |       |   |   |   |    |    |   |    |   |   |     |
| at Marshall*         |    |     |    |    |      |     |   |      |    |   |       |   |   |   |    |    |   |    |   |   |     |
| MARSHALL*            |    |     |    |    |      |     |   |      |    |   |       |   |   |   |    |    |   |    |   |   |     |
| at Florida Atlantic* |    |     |    |    |      |     |   |      |    |   |       |   |   |   |    |    |   |    |   |   |     |
| at FIU*              |    |     |    |    |      |     |   |      |    |   |       |   |   |   |    |    |   |    |   |   |     |
| LOUISIANA TECH*      |    |     |    |    |      |     |   |      |    |   |       |   |   |   |    |    |   |    |   |   |     |
| SOUTHERN MISS*       |    |     |    |    |      |     |   |      |    |   |       |   |   |   |    |    |   |    |   |   |     |
| at UTEP*             |    |     |    |    |      |     |   |      |    |   |       |   |   |   |    |    |   |    |   |   |     |
| at UTSA*             |    |     |    |    |      |     |   |      |    |   |       |   |   |   |    |    |   |    |   |   |     |
| Bonus Play Game*     |    |     |    |    |      |     |   |      |    |   |       |   |   |   |    |    |   |    |   |   |     |
| Bonus Play Game*     |    |     |    |    |      |     |   |      |    |   |       |   |   |   |    |    |   |    |   |   |     |
| Bonus Play Game*     |    |     |    |    |      |     |   |      |    |   |       |   |   |   |    |    |   |    |   |   |     |
| Bonus Play Game*     |    |     |    |    |      |     |   |      |    |   |       |   |   |   |    |    |   |    |   |   |     |

### SEASON/CAREER HIGHS AT WKU

#### POINTS

Season 27, vs. Campbellsville, 11/18/19  
Career Same

#### REBOUNDS

Season 9, vs. Tennessee Tech, 11/05/19  
Career Same

#### FIELD GOALS

Season 11, vs. Campbellsville, 11/18/19  
Career Same

#### FIELD GOALS ATTEMPTED

Season 13, vs. Campbellsville, 11/18/19  
Career Same

#### THREE-POINT FIELD GOALS

Season 2, vs. Campbellsville, 11/18/19  
Career Same

#### THREE-POINT FIELD GOALS ATTEMPTED

Season 3, vs. Campbellsville, 11/18/19  
Career Same

#### FREE THROWS

Season 4, vs. Austin Peay, 11/09/19  
Career Same

#### FREE THROWS ATTEMPTED

Season 6, vs. Austin Peay, 11/09/19  
Career Same

#### ASSISTS

Season 5, at Eastern Kentucky, 11/15/19  
Career Same

#### BLOCKED SHOTS

Season 2, vs. Tennessee Tech, 11/05/19  
Career Same

#### STEALS

Season 2, 3x, last at Wright State, 12/03/19  
Career Same

#### MINUTES PLAYED

Season 36, vs. Bowling Green, 11/22/19  
Career Same

### QUICK-HITTERS

- Scored career-high 27 points on 11-of-13 shooting against Campbellsville on Nov. 18
- Tallied 16 points, nine rebounds, two blocks and two steals in his WKU debut against Tennessee Tech on Nov. 5
- Transferred to WKU in the fall of 2018 and sat out the 2018-19 season per NCAA transfer rules
- Started 61 games across two seasons with Northern Kentucky, averaging 12 points and 5.6 rebounds as a sophomore in 2017-18
- Shot 60.8 percent from the field on a 22-10 team that won the Horizon League regular-season title for the first time in program history
- Averaged 10.8 points and 5.9 rebounds in his first college season, helping program to 24 wins, a conference championship and a NCAA Tournament appearance
- Named Kentucky Mr. Basketball in 2016 after averaging 26.3 points and 10.7 rebounds as a senior at Owen County High School
- Scored 2,967 career points as a prep player along with 1,671 rebounds, the fifth-highest total in Kentucky history

### CAREER STATISTICS

| Year              | GP                              | GS | Min   | Avg  | FG  | FGA | Pct  | 3FG | FGA | Pct  | FT  | FTA | Pct  | Off | Def | Tot | Avg | PF  | FO | Ast | TO  | Blk | Stl | Pts | Avg  |
|-------------------|---------------------------------|----|-------|------|-----|-----|------|-----|-----|------|-----|-----|------|-----|-----|-----|-----|-----|----|-----|-----|-----|-----|-----|------|
| NORTHERN KENTUCKY |                                 |    |       |      |     |     |      |     |     |      |     |     |      |     |     |     |     |     |    |     |     |     |     |     |      |
| 2016-17           | 35                              | 34 | 867   | 24.8 | 139 | 231 | .602 | 0   | 2   | .000 | 101 | 144 | .701 | 88  | 118 | 206 | 5.9 | 49  | 0  | 42  | 51  | 15  | 18  | 379 | 10.8 |
| 2017-18           | 32                              | 27 | 861   | 26.9 | 152 | 250 | .608 | 7   | 19  | .368 | 74  | 114 | .649 | 61  | 119 | 180 | 5.6 | 51  | 0  | 38  | 44  | 14  | 29  | 385 | 12.0 |
| WKU               |                                 |    |       |      |     |     |      |     |     |      |     |     |      |     |     |     |     |     |    |     |     |     |     |     |      |
| 2018-19           | Sat out per NCAA transfer rules |    |       |      |     |     |      |     |     |      |     |     |      |     |     |     |     |     |    |     |     |     |     |     |      |
| 2019-20           | 9                               | 9  | 268   | 29.8 | 41  | 64  | .641 | 4   | 10  | .400 | 19  | 25  | .760 | 15  | 28  | 43  | 4.8 | 13  | 0  | 17  | 17  | 3   | 8   | 105 | 11.7 |
| TOTAL             | 76                              | 70 | 2,008 | 26.4 | 332 | 545 | .609 | 11  | 31  | .355 | 194 | 283 | .686 | 164 | 265 | 429 | 5.6 | 113 | 0  | 97  | 112 | 32  | 55  | 869 | 11.4 |



# #23 CHARLES BASSEY

SOPHOMORE | CENTER | 6-11 | 230 | 1L  
LAGOS, NIGERIA (ASPIRE ACADEMY)

| Opp.                 | GS | Min | FG | A  | Pct  | 3FG | A | Pct   | FT | A  | Pct   | O | D | T  | PF | FO | A | TO | B | S | Pts |
|----------------------|----|-----|----|----|------|-----|---|-------|----|----|-------|---|---|----|----|----|---|----|---|---|-----|
| TENNESSEE TECH       | *  | 35  | 5  | 11 | .455 | 1   | 1 | 1.000 | 5  | 8  | .625  | 2 | 7 | 9  | 1  | 0  | 2 | 2  | 2 | 1 | 16  |
| AUSTIN PEAY          | *  | 28  | 3  | 7  | .429 | 0   | 1 | .000  | 4  | 4  | 1.000 | 5 | 7 | 12 | 4  | 0  | 0 | 3  | 1 | 0 | 10  |
| at Eastern Kentucky  | *  | 26  | 9  | 13 | .692 | 0   | 1 | .000  | 0  | 0  | .000  | 3 | 9 | 12 | 4  | 0  | 1 | 2  | 0 | 1 | 18  |
| CAMPBELLSVILLE       | *  | 20  | 6  | 7  | .857 | 0   | 0 | .000  | 3  | 4  | .750  | 1 | 7 | 8  | 3  | 0  | 2 | 1  | 1 | 0 | 15  |
| vs. Bowling Green    | *  | 32  | 5  | 11 | .455 | 1   | 4 | .250  | 8  | 12 | .667  | 4 | 8 | 12 | 3  | 0  | 4 | 4  | 3 | 3 | 19  |
| vs. Illinois State   | *  | 25  | 3  | 5  | .600 | 0   | 0 | .000  | 2  | 3  | .667  | 0 | 3 | 3  | 2  | 0  | 0 | 2  | 3 | 1 | 8   |
| vs. Fordham          | *  | 31  | 7  | 15 | .467 | 0   | 3 | .000  | 10 | 10 | 1.000 | 4 | 8 | 12 | 1  | 0  | 1 | 1  | 1 | 0 | 24  |
| vs. Louisville       | *  | 36  | 6  | 15 | .400 | 0   | 1 | .000  | 2  | 2  | 1.000 | 3 | 6 | 9  | 2  | 0  | 1 | 1  | 1 | 2 | 14  |
| at Wright State      | *  | 25  | 9  | 17 | .529 | 0   | 1 | .000  | 1  | 2  | .500  | 2 | 7 | 9  | 4  | 0  | 1 | 3  | 3 | 0 | 19  |
| ARKANSAS             |    |     |    |    |      |     |   |       |    |    |       |   |   |    |    |    |   |    |   |   |     |
| at Rhode Island      |    |     |    |    |      |     |   |       |    |    |       |   |   |    |    |    |   |    |   |   |     |
| BELMONT              |    |     |    |    |      |     |   |       |    |    |       |   |   |    |    |    |   |    |   |   |     |
| NORTH TEXAS*         |    |     |    |    |      |     |   |       |    |    |       |   |   |    |    |    |   |    |   |   |     |
| RICE*                |    |     |    |    |      |     |   |       |    |    |       |   |   |    |    |    |   |    |   |   |     |
| at UAB*              |    |     |    |    |      |     |   |       |    |    |       |   |   |    |    |    |   |    |   |   |     |
| at Middle Tenn.*     |    |     |    |    |      |     |   |       |    |    |       |   |   |    |    |    |   |    |   |   |     |
| OLD DOMINION*        |    |     |    |    |      |     |   |       |    |    |       |   |   |    |    |    |   |    |   |   |     |
| CHARLOTTE*           |    |     |    |    |      |     |   |       |    |    |       |   |   |    |    |    |   |    |   |   |     |
| at Marshall*         |    |     |    |    |      |     |   |       |    |    |       |   |   |    |    |    |   |    |   |   |     |
| MARSHALL*            |    |     |    |    |      |     |   |       |    |    |       |   |   |    |    |    |   |    |   |   |     |
| at Florida Atlantic* |    |     |    |    |      |     |   |       |    |    |       |   |   |    |    |    |   |    |   |   |     |
| at FIU*              |    |     |    |    |      |     |   |       |    |    |       |   |   |    |    |    |   |    |   |   |     |
| LOUISIANA TECH*      |    |     |    |    |      |     |   |       |    |    |       |   |   |    |    |    |   |    |   |   |     |
| SOUTHERN MISS*       |    |     |    |    |      |     |   |       |    |    |       |   |   |    |    |    |   |    |   |   |     |
| at UTEP*             |    |     |    |    |      |     |   |       |    |    |       |   |   |    |    |    |   |    |   |   |     |
| at UTSA*             |    |     |    |    |      |     |   |       |    |    |       |   |   |    |    |    |   |    |   |   |     |
| Bonus Play Game*     |    |     |    |    |      |     |   |       |    |    |       |   |   |    |    |    |   |    |   |   |     |
| Bonus Play Game*     |    |     |    |    |      |     |   |       |    |    |       |   |   |    |    |    |   |    |   |   |     |
| Bonus Play Game*     |    |     |    |    |      |     |   |       |    |    |       |   |   |    |    |    |   |    |   |   |     |
| Bonus Play Game*     |    |     |    |    |      |     |   |       |    |    |       |   |   |    |    |    |   |    |   |   |     |

## SEASON/CAREER HIGHS AT WKU

### POINTS

|        |                           |
|--------|---------------------------|
| Season | 24, vs. Fordham, 11/25/19 |
| Career | 25, vs. UCF, 11/18/18     |

### REBOUNDS

|        |                                    |
|--------|------------------------------------|
| Season | 12, 4x, last vs. Fordham, 11/25/19 |
| Career | 18, vs. UTSA, 01/31/19             |

### FIELD GOALS

|        |                                       |
|--------|---------------------------------------|
| Season | 9, 2x, last at Wright State, 12/03/19 |
| Career | 10, 2x, last vs. UAB, 02/16/19        |

### FIELD GOALS ATTEMPTED

|        |                               |
|--------|-------------------------------|
| Season | 17, at Wright State, 12/03/19 |
| Career | 18, vs. UCF, 11/18/18         |

### THREE-POINT FIELD GOALS

|        |   |
|--------|---|
| Season | 1, 2x, last vs. Bowling Green, 11/22/19 |
| Career | 2, at Old Dominion, 01/05/19            |

### THREE-POINT FIELD GOALS ATTEMPTED

|        |                                |
|--------|--------------------------------|
| Season | 4, vs. Bowling Green, 11/22/19 |
| Career | Same                           |

### FREE THROWS

|        |                           |
|--------|---------------------------|
| Season | 10, vs. Fordham, 11/25/19 |
| Career | Same                      |

### FREE THROWS ATTEMPTED

|        |                                 |
|--------|---------------------------------|
| Season | 12, vs. Bowling Green, 11/22/19 |
| Career | Same                            |

### ASSISTS

|        |                                |
|--------|--------------------------------|
| Season | 4, vs. Bowling Green, 11/22/19 |
| Career | Same                           |

### BLOCKED SHOTS

|        |                                       |
|--------|---------------------------------------|
| Season | 3, 3x, last at Wright State, 12/03/19 |
| Career | 5, 2x, at Rice, 02/07/19              |

### STEALS

|        |   |
|--------|---|
| Season | 3, vs. Bowling Green, 11/22/19          |
| Career | 3, 2x, last vs. Bowling Green, 11/22/19 |

### MINUTES PLAYED

|        |                              |
|--------|------------------------------|
| Season | 36, vs. Louisville, 11/29/19 |
| Career | 39, at Rice, 02/07/19        |

## QUICK-HITTERS

- Won first career Conference USA Player of the Week Award on Dec. 2
- Named to U.S. Virgin Islands Paradise Jam All-Tournament Team
- Scored season-high 24 points (10-10 FT) with 12 rebounds against Fordham on Nov. 25
- Had career highs of four assists and three steals to go with 19 points and 12 rebounds against Bowling Green on Nov. 22
- Selected to preseason watch lists for Naismith Trophy, John R. Wooden Award, Robertson Trophy
- Named Preseason First-Team All-American by Lindy's and Street & Smith's
- Named 2019 C-USA Freshman of the Year and Defensive Player of the Year, becoming second player in league history to win both in the same season
- 1 of 5 national finalists, including the only freshman, for the 2019 Kareem Abdul-Jabbar Center of the Year award
- Named to 2019 Kyle Macy Freshman All-America team
- Became second freshman in the nation since 1992, along with Kentucky's Anthony Davis, to average 14 points, 10 rebounds, two blocks and shoot 60 percent from the field

## CAREER STATISTICS

| Year    | GP | GS | Min   | Avg  | FG  | FGA | Pct  | 3FG | FGA | Pct  | FT  | FTA | Pct  | Off | Def | Tot | Avg  | PF  | FO | Ast | TO  | Blk | Stl | Pts | Avg  |
|---------|----|----|-------|------|-----|-----|------|-----|-----|------|-----|-----|------|-----|-----|-----|------|-----|----|-----|-----|-----|-----|-----|------|
| WKU     |    |    |       |      |     |     |      |     |     |      |     |     |      |     |     |     |      |     |    |     |     |     |     |     |      |
| 2018-19 | 34 | 34 | 1,067 | 31.4 | 188 | 300 | .627 | 9   | 20  | .450 | 110 | 143 | .769 | 99  | 241 | 340 | 10.0 | 88  | 1  | 24  | 97  | 81  | 27  | 495 | 14.6 |
| 2019-20 | 9  | 9  | 258   | 28.7 | 53  | 101 | .525 | 2   | 12  | .167 | 35  | 45  | .778 | 24  | 62  | 86  | 9.6  | 24  | 0  | 12  | 19  | 15  | 8   | 143 | 15.9 |
| TOTAL   | 43 | 43 | 1,325 | 30.8 | 241 | 401 | .601 | 11  | 32  | .344 | 145 | 188 | .771 | 123 | 303 | 426 | 9.9  | 112 | 1  | 36  | 116 | 96  | 35  | 638 | 14.8 |



# #50 ISAIAH COZART

FRESHMAN | FORWARD | 6-7 | 225 | HS  
RICHMOND, KY. (MADISON CENTRAL HS)

| Opp.                 | GS  | Min | FG | A | Pct   | 3FG | A | Pct  | FT | A | Pct  | O | D | T | PF | FO | A | TO | B | S | Pts |
|----------------------|-----|-----|----|---|-------|-----|---|------|----|---|------|---|---|---|----|----|---|----|---|---|-----|
| TENNESSEE TECH       |     | 3   | 1  | 1 | 1.000 | 0   | 0 | .000 | 0  | 0 | .000 | 0 | 0 | 0 | 1  | 0  | 0 | 1  | 0 | 0 | 2   |
| AUSTIN PEAY          |     | 8   | 1  | 1 | 1.000 | 0   | 0 | .000 | 0  | 0 | .000 | 0 | 0 | 0 | 4  | 0  | 0 | 0  | 0 | 1 | 2   |
| at Eastern Kentucky  |     | 4   | 0  | 0 | .000  | 0   | 0 | .000 | 0  | 0 | .000 | 1 | 2 | 3 | 0  | 0  | 0 | 0  | 1 | 0 | 0   |
| CAMPBELLSVILLE       |     | 4   | 1  | 4 | .250  | 0   | 0 | .000 | 0  | 0 | .000 | 1 | 4 | 5 | 0  | 0  | 0 | 0  | 1 | 0 | 2   |
| vs. Bowling Green    | DNP |     |    |   |       |     |   |      |    |   |      |   |   |   |    |    |   |    |   |   |     |
| vs. Illinois State   |     | 1   | 0  | 0 | .000  | 0   | 0 | .000 | 0  | 0 | .000 | 0 | 0 | 0 | 0  | 0  | 0 | 0  | 0 | 0 | 0   |
| vs. Fordham          | DNP |     |    |   |       |     |   |      |    |   |      |   |   |   |    |    |   |    |   |   |     |
| vs. Louisville       | DNP |     |    |   |       |     |   |      |    |   |      |   |   |   |    |    |   |    |   |   |     |
| at Wright State      | DNP |     |    |   |       |     |   |      |    |   |      |   |   |   |    |    |   |    |   |   |     |
| ARKANSAS             |     |     |    |   |       |     |   |      |    |   |      |   |   |   |    |    |   |    |   |   |     |
| at Rhode Island      |     |     |    |   |       |     |   |      |    |   |      |   |   |   |    |    |   |    |   |   |     |
| BELMONT              |     |     |    |   |       |     |   |      |    |   |      |   |   |   |    |    |   |    |   |   |     |
| NORTH TEXAS*         |     |     |    |   |       |     |   |      |    |   |      |   |   |   |    |    |   |    |   |   |     |
| RICE*                |     |     |    |   |       |     |   |      |    |   |      |   |   |   |    |    |   |    |   |   |     |
| at UAB*              |     |     |    |   |       |     |   |      |    |   |      |   |   |   |    |    |   |    |   |   |     |
| at Middle Tenn.*     |     |     |    |   |       |     |   |      |    |   |      |   |   |   |    |    |   |    |   |   |     |
| OLD DOMINION*        |     |     |    |   |       |     |   |      |    |   |      |   |   |   |    |    |   |    |   |   |     |
| CHARLOTTE*           |     |     |    |   |       |     |   |      |    |   |      |   |   |   |    |    |   |    |   |   |     |
| at Marshall*         |     |     |    |   |       |     |   |      |    |   |      |   |   |   |    |    |   |    |   |   |     |
| MARSHALL*            |     |     |    |   |       |     |   |      |    |   |      |   |   |   |    |    |   |    |   |   |     |
| at Florida Atlantic* |     |     |    |   |       |     |   |      |    |   |      |   |   |   |    |    |   |    |   |   |     |
| at FIU*              |     |     |    |   |       |     |   |      |    |   |      |   |   |   |    |    |   |    |   |   |     |
| LOUISIANA TECH*      |     |     |    |   |       |     |   |      |    |   |      |   |   |   |    |    |   |    |   |   |     |
| SOUTHERN MISS*       |     |     |    |   |       |     |   |      |    |   |      |   |   |   |    |    |   |    |   |   |     |
| at UTEP*             |     |     |    |   |       |     |   |      |    |   |      |   |   |   |    |    |   |    |   |   |     |
| at UTSA*             |     |     |    |   |       |     |   |      |    |   |      |   |   |   |    |    |   |    |   |   |     |
| Bonus Play Game*     |     |     |    |   |       |     |   |      |    |   |      |   |   |   |    |    |   |    |   |   |     |
| Bonus Play Game*     |     |     |    |   |       |     |   |      |    |   |      |   |   |   |    |    |   |    |   |   |     |
| Bonus Play Game*     |     |     |    |   |       |     |   |      |    |   |      |   |   |   |    |    |   |    |   |   |     |
| Bonus Play Game*     |     |     |    |   |       |     |   |      |    |   |      |   |   |   |    |    |   |    |   |   |     |

## SEASON/CAREER HIGHS AT WKU

### POINTS

Season 2, 3x, last vs. Campbellsville, 11/18/19  
Career Same

### REBOUNDS

Season 5, vs. Campbellsville, 11/18/19  
Career Same

### FIELD GOALS

Season 1, 3x, last vs. Campbellsville, 11/18/19  
Career Same

### FIELD GOALS ATTEMPTED

Season 4, vs. Campbellsville, 11/18/19  
Career Same

### THREE-POINT FIELD GOALS

Season 0  
Career Same

### THREE-POINT FIELD GOALS ATTEMPTED

Season 0  
Career Same

### FREE THROWS

Season 0  
Career Same

### FREE THROWS ATTEMPTED

Season 0  
Career Same

### ASSISTS

Season 0  
Career Same

### BLOCKED SHOTS

Season 1, 2x, last vs. Campbellsville, 11/18/19  
Career Same

### STEALS

Season 1, vs. Austin Peay, 11/09/19  
Career Same

### MINUTES PLAYED

Season 8, vs. Austin Peay, 11/09/19  
Career Same

## QUICK-HITTERS

- Scored his first college basket on a jump hook against Tennessee Tech on Nov. 5
- Averaged 20 points, 12.2 rebounds, 5.8 blocks and one assist per game as senior for Madison Central High School in Richmond, Ky.
- Named Gatorade Kentucky Boys Basketball Player of the Year and a finalist for Kentucky Mr. Basketball
- Named 11th Region Player of the Year and a two-time First Team All-State selection
- Finished his prep career with 1,575 points, 1,268 rebounds and a state-record 716 blocked shots
- Rated three-star prospect by 247Sports and Rivals.
- Major is undeclared

## CAREER STATISTICS

| Year    | GP | GS | Min | Avg | FG | FGA | Pct  | 3FG | FGA | Pct  | FT | FTA | Pct  | Off | Def | Tot | Avg | PF | FO | Ast | TO | Blk | Stl | Pts | Avg |
|---------|----|----|-----|-----|----|-----|------|-----|-----|------|----|-----|------|-----|-----|-----|-----|----|----|-----|----|-----|-----|-----|-----|
| WKU     |    |    |     |     |    |     |      |     |     |      |    |     |      |     |     |     |     |    |    |     |    |     |     |     |     |
| 2019-20 | 5  | 0  | 19  | 3.8 | 3  | 6   | .500 | 0   | 0   | .000 | 0  | 0   | .000 | 2   | 6   | 8   | 1.6 | 5  | 0  | 0   | 1  | 2   | 1   | 6   | 1.2 |
| TOTAL   | 5  | 0  | 19  | 3.8 | 3  | 6   | .500 | 0   | 0   | .000 | 0  | 0   | .000 | 2   | 6   | 8   | 1.6 | 5  | 0  | 0   | 1  | 2   | 1   | 6   | 1.2 |

## HILLTOPPER IMG SPORTS NETWORK

The Hilltoppers can be heard on the radio on 13 different stations throughout the Commonwealth of Kentucky, which reaches over 1.5 million potential listeners.

- WKLX-FM (100.7) Bowling Green\*
- WIEL-FM (106.1) Elizabethtown
- WIEL-AM (1400) Elizabethtown
- WFKN-AM (1220) Franklin
- WCDS-AM (1230) Glasgow
- WXAM-AM (1430) Hodgenville
- WHOP-FM (95.3) Hopkinsville
- WHOP-AM (1230) Hopkinsville
- WXVW-FM (96.1) Louisville
- WXVW-AM (1450) Louisville
- WTTL-FM (1310) Madisonville
- WPKY-AM (1580) Princeton
- WTLO-AM (1480) Somerset

*\* denotes flagship station*

## GAME-BY-GAME HIGHLIGHTS

### NOVEMBER 2, 2019 | WKU 85, KENTUCKY STATE 45 (EXH.) | BOWLING GREEN, KY.

- The Hilltoppers outrebounded Kentucky State 58-41 and outscored the Thoroughbreds in the paint 56-24
- Carson Williams led WKU with 18 points and 10 rebounds, including 13 straight points in a four-minute span in the second half
- Charles Bassey also had a double-double with 16 points and 10 rebounds
- Four Hilltoppers had at least nine rebounds, led by Jared Savage's 14

### NOVEMBER 5, 2019 | WKU 76, TENNESSEE TECH 64 | BOWLING GREEN, KY.

- WKU had an early 14-3 run to take the lead and pushed its advantage as large as 51-30 in the second half
- Carson Williams and Charles Bassey each had 16 points, nine rebounds and two blocks to pace the Hilltoppers
- Taveion Hollingsworth reached 1,000 career points with two early baskets in the first half

### NOVEMBER 9, 2019 | WKU 97, AUSTIN PEAY 75 | BOWLING GREEN, KY.

- WKU shot 60 percent from the field, 52 percent from the 3-point line and 89 percent from the free-throw line
- The Hilltoppers made 26 of 29 free throws and got in the bonus before the first media timeout of the second half
- Camron Justice scored 22 points and made 5 of 7 3-pointers, including 17 first-half points
- Taveion Hollingsworth scored 21 points, including 18 in the second half, and made 9 of 10 free throws

### NOVEMBER 15, 2019 | WKU 79, EASTERN KENTUCKY 71 | RICHMOND, KY.

- WKU committed 23 turnovers but shot 50.9 percent from the field, tallied 19 assists and made 18 of 24 free throws
- The Hilltoppers grabbed 10 steals and outscored EKU 44-26 in the paint
- Charles Bassey led four Hilltoppers in double-figures with 18 points and 12 rebounds
- WKU got 28 points off the bench, including a career-high 14 from Jordan Rawls and 11 from Josh Anderson

### NOVEMBER 18, 2019 | WKU 109, CAMPBELLVILLE 66 | BOWLING GREEN, KY.

- WKU shot 61.5 percent from the field, made 12 of 26 3-pointers and netted 17 of 20 free throws
- The Hilltoppers recorded 21 assists on 40 made baskets and held Campbellville to 34.7 percent shooting
- Carson Williams led seven WKU players in double figures with a career-high 27 points
- WKU used all 12 active players on the roster, with 10 of them scoring

### NOVEMBER 22, 2019 | BOWLING GREEN 77, WKU 75 | ST. THOMAS, VIRGIN ISLANDS

- WKU led by seven with 5:02 left, but scored one point and didn't have a field goal the rest of the way
- Charles Bassey led WKU with 19 points, 12 rebounds, four assists, three steals and three blocks
- Justin Turner had 27 points for Bowling Green, including the game-winning shot in the lane with 3.8 seconds left
- WKU shot 28 free throws, but made just 17 of them, including 3 of 8 in the second half

### NOVEMBER 23, 2019 | WKU 83, ILLINOIS STATE 69 | ST. THOMAS, VIRGIN ISLANDS

- WKU shot 54 percent from the field, made 11 of 19 free throws and sank 18 of 21 free throws
- Camron Justice shook off a poor shooting night the game before with 19 points, including 4 of 6 3-pointers
- Jordan Rawls also made 4 of 6 3-pointers in adding a career-high 14 points off the bench
- WKU fell behind 9-1 to start the game, but used a 12-2 run to start the second half to begin pulling away

### NOVEMBER 25, 2019 | WKU 69, FORDHAM 64 | ST. THOMAS, VIRGIN ISLANDS

- WKU led by 15 at halftime, but had to hold on when Fordham cut it to one possession in the final minute
- Charles Bassey scored 24 points and made 10 of 10 free throws to go along with 12 rebounds for his fourth double-double
- Camron Justice knocked down 6 of 8 3-pointers to score a season-high 23 points
- Fordham scored 29 points off WKU's 17 turnovers, but the Hilltoppers outrebounded the Rams 40-25

### NOVEMBER 29, 2019 | #2 LOUISVILLE 71, WKU 54 | NASHVILLE, TENN.

- WKU started the game 0-for-7 from the field and fell into a 9-0 hole to start the game
- The Hilltoppers committed 10 turnovers in the first half and didn't attempt a free throw, but had one turnover in second half and went 13 of 14 from the line
- Taveion Hollingsworth and Charles Bassey led WKU with 16 and 14 points, respectively
- Preseason First Team All-American Jordan Nwora had a game-high 25 points for Louisville

### DECEMBER 3, 2019 | WRIGHT STATE 76, WKU 74 | DAYTON, OHIO

- WKU led by as much as 10 in both halves, but Wright State used an 11-0 run in the second half to charge in front
- The Hilltoppers retook the lead with 1:36 left, but Colin Gentry's shot in the lane proved to be the winner for the Raiders
- Charles Bassey paced WKU with 19 points, nine rebounds and three blocks



## 2019-20 RESULTS

| DATE    | OPPONENT              | SCORE     | ATTENDANCE | WKU HIGH POINTS                 | WKU HIGH REBOUNDS         | OPP HIGH POINTS        |
|---------|-----------------------|-----------|------------|---------------------------------|---------------------------|------------------------|
| 11/5    | TENNESSEE TECH        | W, 76-64  | 4,841      | C. Williams/C. Bassey (16)      | C. Williams/C. Bassey (9) | Keishawn Davidson (18) |
| 11/9    | AUSTIN PEAY           | W, 97-75  | 4,907      | C. Justice (22)                 | C. Bassey (12)            | Terry Taylor (22)      |
| 11/15   | at Eastern Kentucky   | W, 79-71  | 5,826      | C. Bassey (18)                  | C. Bassey (12)            | Jomaru Brown (41)      |
| 11/18   | CAMPBELLSVILLE        | W, 109-66 | 4,134      | C. Williams (27)                | C. Bassey (8)             | David Simmons (13)     |
| 11/22   | vs. Bowling Green     | L, 77-75  | 1,924      | C. Bassey/T. Hollingsworth (19) | C. Bassey (12)            | Justin Turner (27)     |
| 11/23   | vs. Illinois State    | W, 83-69  | 2,024      | C. Justice (19)                 | C. Williams (5)           | Ricky Torres (15)      |
| 11/25   | vs. Fordham           | W, 69-64  | 924        | C. Bassey (24)                  | C. Bassey (12)            | Antwon Portley (17)    |
| 11/29   | vs. #2 Louisville     | L, 71-54  | 12,863     | T. Hollingsworth (16)           | C. Bassey (9)             | Jordan Nwora (25)      |
| 12/3    | at Wright State       | L, 76-74  | 3,178      | C. Bassey (19)                  | C. Bassey (9)             | Bill Wampler (22)      |
| 12/7    | ARKANSAS              |           |            |                                 |                           |                        |
| 12/21   | at Rhode Island       |           |            |                                 |                           |                        |
| 12/28   | BELMONT               |           |            |                                 |                           |                        |
| 1/2     | NORTH TEXAS*          |           |            |                                 |                           |                        |
| 1/4     | RICE*                 |           |            |                                 |                           |                        |
| 1/9     | at UAB*               |           |            |                                 |                           |                        |
| 1/11    | at Middle Tennessee*  |           |            |                                 |                           |                        |
| 1/16    | OLD DOMINION*         |           |            |                                 |                           |                        |
| 1/18    | CHARLOTTE*            |           |            |                                 |                           |                        |
| 1/22    | at Marshall*          |           |            |                                 |                           |                        |
| 1/25    | MARSHALL*             |           |            |                                 |                           |                        |
| 1/30    | at Florida Atlantic*  |           |            |                                 |                           |                        |
| 2/1     | at FIU*               |           |            |                                 |                           |                        |
| 2/6     | LOUISIANA TECH*       |           |            |                                 |                           |                        |
| 2/8     | SOUTHERN MISS*        |           |            |                                 |                           |                        |
| 2/13    | at UTEP*              |           |            |                                 |                           |                        |
| 2/15    | at UTSA*              |           |            |                                 |                           |                        |
| 2/22    | Potential Bonus Play* |           |            |                                 |                           |                        |
| 2/27    | Potential Bonus Play* |           |            |                                 |                           |                        |
| 3/1     | Potential Bonus Play* |           |            |                                 |                           |                        |
| 3/4     | Potential Bonus Play* |           |            |                                 |                           |                        |
| 3/7     | Potential Bonus Play* |           |            |                                 |                           |                        |
| 3/11-14 | C-USA Tournament      |           |            |                                 |                           |                        |

## 2019-20 GAME-BY-GAME STARTING LINEUPS

| DATE    | OPPONENT              | G             | G       | G/F    | F        | C      | RECORD* |
|---------|-----------------------|---------------|---------|--------|----------|--------|---------|
| 11/5    | TENNESSEE TECH        | Hollingsworth | Justice | Savage | Williams | Bassey | 1-0     |
| 11/9    | AUSTIN PEAY           | Hollingsworth | Justice | Savage | Williams | Bassey | 2-0     |
| 11/15   | at Eastern Kentucky   | Hollingsworth | Justice | Savage | Williams | Bassey | 3-0     |
| 11/18   | CAMPBELLSVILLE        | Hollingsworth | Justice | Savage | Williams | Bassey | 4-0     |
| 11/22   | vs. Bowling Green     | Hollingsworth | Justice | Savage | Williams | Bassey | 4-1     |
| 11/23   | vs. Illinois State    | Hollingsworth | Justice | Savage | Williams | Bassey | 5-1     |
| 11/25   | vs. Fordham           | Hollingsworth | Justice | Savage | Williams | Bassey | 6-1     |
| 11/29   | vs. #2 Louisville     | Hollingsworth | Justice | Savage | Williams | Bassey | 6-2     |
| 12/3    | at Wright State       | Hollingsworth | Justice | Savage | Williams | Bassey | 6-3     |
| 12/7    | ARKANSAS              |               |         |        |          |        |         |
| 12/21   | at Rhode Island       |               |         |        |          |        |         |
| 12/28   | BELMONT               |               |         |        |          |        |         |
| 1/2     | NORTH TEXAS*          |               |         |        |          |        |         |
| 1/4     | RICE*                 |               |         |        |          |        |         |
| 1/9     | at UAB*               |               |         |        |          |        |         |
| 1/11    | at Middle Tennessee*  |               |         |        |          |        |         |
| 1/16    | OLD DOMINION*         |               |         |        |          |        |         |
| 1/18    | CHARLOTTE*            |               |         |        |          |        |         |
| 1/22    | at Marshall*          |               |         |        |          |        |         |
| 1/25    | MARSHALL*             |               |         |        |          |        |         |
| 1/30    | at Florida Atlantic*  |               |         |        |          |        |         |
| 2/1     | at FIU*               |               |         |        |          |        |         |
| 2/6     | LOUISIANA TECH*       |               |         |        |          |        |         |
| 2/8     | SOUTHERN MISS*        |               |         |        |          |        |         |
| 2/13    | at UTEP*              |               |         |        |          |        |         |
| 2/15    | at UTSA*              |               |         |        |          |        |         |
| 2/22    | Potential Bonus Play* |               |         |        |          |        |         |
| 2/27    | Potential Bonus Play* |               |         |        |          |        |         |
| 3/1     | Potential Bonus Play* |               |         |        |          |        |         |
| 3/4     | Potential Bonus Play* |               |         |        |          |        |         |
| 3/7     | Potential Bonus Play* |               |         |        |          |        |         |
| 3/11-14 | C-USA Tournament      |               |         |        |          |        |         |

(\*) running count of WKU's record with listed lineup

## 2019-20 GAME-BY-GAME COMPARISON

| DATE  | OPPONENT             | FGM-A/%    | 3FG-A/%    | FTM-A/%    | OR-DR-TOT | PF | AST | TO | BK | STL | PTS |
|-------|----------------------|------------|------------|------------|-----------|----|-----|----|----|-----|-----|
| 11/5  | WKU                  | 26-52/.500 | 5-15/.333  | 19-26/.731 | 9-23-32   | 9  | 12  | 16 | 5  | 8   | 76  |
|       | TENNESSEE TECH       | 26-58/.448 | 8-26/.308  | 4-6/.667   | 10-20-30  | 21 | 12  | 19 | 2  | 8   | 64  |
| 11/9  | WKU                  | 30-50/.600 | 11-21/.524 | 26-29/.897 | 12-25-37  | 17 | 17  | 16 | 5  | 4   | 97  |
|       | AUSTIN PEAY          | 27-68/.397 | 4-21/.190  | 17-23/.739 | 20-8-28   | 25 | 12  | 9  | 2  | 7   | 75  |
| 11/15 | WKU                  | 28-55/.509 | 5-18/.278  | 18-24/.750 | 9-29-38   | 14 | 19  | 23 | 4  | 10  | 79  |
|       | at Eastern Kentucky  | 27-61/.443 | 7-27/.259  | 10-14/.714 | 8-21-29   | 20 | 9   | 19 | 2  | 9   | 71  |
| 11/18 | WKU                  | 40-65/.615 | 12-26/.462 | 17-20/.850 | 5-39-44   | 14 | 21  | 11 | 8  | 5   | 109 |
|       | CAMPBELLSVILLE       | 25-72/.347 | 8-26/.308  | 8-11/.727  | 9-22-31   | 17 | 10  | 12 | 0  | 3   | 66  |
| 11/22 | WKU                  | 26-54/.481 | 6-21/.286  | 17-28/.607 | 7-29-36   | 15 | 13  | 13 | 7  | 7   | 75  |
|       | vs. Bowling Green    | 30-69/.435 | 10-21/.476 | 7-10/.700  | 13-28-41  | 13 | 14  | 13 | 0  | 4   | 77  |
| 11/23 | WKU                  | 27-50/.540 | 11-19/.579 | 18-21/.857 | 7-19-26   | 13 | 12  | 12 | 4  | 9   | 83  |
|       | vs. Illinois State   | 27-59/.458 | 8-21/.381  | 7-11/.636  | 15-17-32  | 21 | 15  | 11 | 4  | 3   | 69  |
| 11/25 | WKU                  | 22-51/.431 | 8-21/.381  | 17-20/.850 | 11-29-40  | 10 | 11  | 17 | 1  | 3   | 69  |
|       | vs. Fordham          | 27-59/.458 | 7-22/.318  | 3-7/.429   | 6-19-25   | 17 | 12  | 8  | 4  | 5   | 64  |
| 11/29 | WKU                  | 20-54/.370 | 1-17/.059  | 13-14/.929 | 8-17-25   | 15 | 6   | 11 | 5  | 5   | 54  |
|       | vs. # 2 Louisville   | 23-52/.442 | 7-22/.318  | 18-20/.900 | 12-27-39  | 15 | 10  | 14 | 1  | 6   | 71  |
| 12/3  | WKU                  | 32-65/.492 | 6-15/.400  | 4-7/.571   | 5-30-35   | 18 | 8   | 15 | 6  | 5   | 74  |
|       | at Wright State      | 28-65/.431 | 6-25/.240  | 14-20/.700 | 10-30-40  | 11 | 11  | 12 | 3  | 7   | 76  |
| 12/7  | WKU                  |            |            |            |           |    |     |    |    |     |     |
|       | ARKANSAS             |            |            |            |           |    |     |    |    |     |     |
| 12/21 | WKU                  |            |            |            |           |    |     |    |    |     |     |
|       | at Rhode Island      |            |            |            |           |    |     |    |    |     |     |
| 12/28 | WKU                  |            |            |            |           |    |     |    |    |     |     |
|       | BELMONT              |            |            |            |           |    |     |    |    |     |     |
| 1/2   | WKU                  |            |            |            |           |    |     |    |    |     |     |
|       | NORTH TEXAS          |            |            |            |           |    |     |    |    |     |     |
| 1/4   | WKU                  |            |            |            |           |    |     |    |    |     |     |
|       | RICE                 |            |            |            |           |    |     |    |    |     |     |
| 1/9   | WKU                  |            |            |            |           |    |     |    |    |     |     |
|       | at UAB               |            |            |            |           |    |     |    |    |     |     |
| 1/11  | WKU                  |            |            |            |           |    |     |    |    |     |     |
|       | at Middle Tennessee  |            |            |            |           |    |     |    |    |     |     |
| 1/16  | WKU                  |            |            |            |           |    |     |    |    |     |     |
|       | OLD DOMINION         |            |            |            |           |    |     |    |    |     |     |
| 1/18  | WKU                  |            |            |            |           |    |     |    |    |     |     |
|       | CHARLOTTE            |            |            |            |           |    |     |    |    |     |     |
| 1/22  | WKU                  |            |            |            |           |    |     |    |    |     |     |
|       | at Marshall          |            |            |            |           |    |     |    |    |     |     |
| 1/25  | WKU                  |            |            |            |           |    |     |    |    |     |     |
|       | MARSHALL             |            |            |            |           |    |     |    |    |     |     |
| 1/30  | WKU                  |            |            |            |           |    |     |    |    |     |     |
|       | at Florida Atlantic  |            |            |            |           |    |     |    |    |     |     |
| 2/1   | WKU                  |            |            |            |           |    |     |    |    |     |     |
|       | at FIU               |            |            |            |           |    |     |    |    |     |     |
| 2/6   | WKU                  |            |            |            |           |    |     |    |    |     |     |
|       | LOUISIANA TECH       |            |            |            |           |    |     |    |    |     |     |
| 2/8   | WKU                  |            |            |            |           |    |     |    |    |     |     |
|       | SOUTHERN MISS        |            |            |            |           |    |     |    |    |     |     |
| 2/13  | WKU                  |            |            |            |           |    |     |    |    |     |     |
|       | at UTEP              |            |            |            |           |    |     |    |    |     |     |
| 2/15  | WKU                  |            |            |            |           |    |     |    |    |     |     |
|       | at UTSA              |            |            |            |           |    |     |    |    |     |     |
| 2/22  | WKU                  |            |            |            |           |    |     |    |    |     |     |
|       | Potential Bonus Play |            |            |            |           |    |     |    |    |     |     |
| 2/27  | WKU                  |            |            |            |           |    |     |    |    |     |     |
|       | Potential Bonus Play |            |            |            |           |    |     |    |    |     |     |
| 3/1   | WKU                  |            |            |            |           |    |     |    |    |     |     |
|       | Potential Bonus Play |            |            |            |           |    |     |    |    |     |     |
| 3/4   | WKU                  |            |            |            |           |    |     |    |    |     |     |
|       | Potential Bonus Play |            |            |            |           |    |     |    |    |     |     |
| 3/7   | WKU                  |            |            |            |           |    |     |    |    |     |     |
|       | Potential Bonus Play |            |            |            |           |    |     |    |    |     |     |

## 2019-20 SPECIALTY STATS (LISTED: WKU-OPPONENT)

| DATE    | OPPONENT              | IN PAINT | OFF TO | SECOND CHANCE | FAST BREAK | BENCH | LARGEST LEAD | LARGEST DEFICIT | LEAD CHANGES | TIES |
|---------|-----------------------|----------|--------|---------------|------------|-------|--------------|-----------------|--------------|------|
| 11/05   | TENNESSEE TECH        | 32-32    | 25-16  | 10-4          | 5-11       | 10-10 | 21           | None            | 0            | 1    |
| 11/09   | AUSTIN PEAY           | 32-34    | 14-16  | 15-16         | 8-12       | 21-19 | 25           | None            | 0            | 2    |
| 11/15   | at Eastern Kentucky   | 44-26    | 23-24  | 8-6           | 12-8       | 28-11 | 18           | 5               | 4            | 4    |
| 11/18   | CAMPBELLSVILLE        | 52-34    | 22-8   | 8-4           | 17-8       | 31-28 | 43           | 4               | 4            | 1    |
| 11/22   | vs. Bowling Green     | 36-36    | 18-12  | 12-5          | 16-12      | 6-17  | 7            | 14              | 12           | 5    |
| 11/23   | vs. Illinois State    | 30-26    | 16-22  | 12-12         | 11-2       | 23-26 | 17           | 8               | 1            | 1    |
| 11/25   | vs. Fordham           | 24-24    | 12-29  | 13-5          | 7-2        | 10-14 | 15           | 5               | 1            | 2    |
| 11/29   | vs. #2 Louisville     | 26-26    | 18-11  | 6-16          | 6-9        | 12-16 | 0            | 21              | 0            | 0    |
| 12/3    | at Wright State       | 30-38    | 17-17  | 2-9           | 2-4        | 7-18  | 10           | 9               | 7            | 2    |
| 12/7    | ARKANSAS              |          |        |               |            |       |              |                 |              |      |
| 12/21   | at Rhode Island       |          |        |               |            |       |              |                 |              |      |
| 12/28   | BELMONT               |          |        |               |            |       |              |                 |              |      |
| 1/2     | NORTH TEXAS*          |          |        |               |            |       |              |                 |              |      |
| 1/4     | RICE*                 |          |        |               |            |       |              |                 |              |      |
| 1/9     | at UAB*               |          |        |               |            |       |              |                 |              |      |
| 1/11    | at Middle Tennessee*  |          |        |               |            |       |              |                 |              |      |
| 1/16    | OLD DOMINION*         |          |        |               |            |       |              |                 |              |      |
| 1/18    | CHARLOTTE*            |          |        |               |            |       |              |                 |              |      |
| 1/22    | at Marshall*          |          |        |               |            |       |              |                 |              |      |
| 1/25    | MARSHALL*             |          |        |               |            |       |              |                 |              |      |
| 1/30    | at Florida Atlantic*  |          |        |               |            |       |              |                 |              |      |
| 2/1     | at FIU*               |          |        |               |            |       |              |                 |              |      |
| 2/6     | LOUISIANA TECH*       |          |        |               |            |       |              |                 |              |      |
| 2/8     | SOUTHERN MISS*        |          |        |               |            |       |              |                 |              |      |
| 2/13    | at UTEP*              |          |        |               |            |       |              |                 |              |      |
| 2/15    | at UTSA*              |          |        |               |            |       |              |                 |              |      |
| 2/22    | Potential Bonus Play* |          |        |               |            |       |              |                 |              |      |
| 2/27    | Potential Bonus Play* |          |        |               |            |       |              |                 |              |      |
| 3/1     | Potential Bonus Play* |          |        |               |            |       |              |                 |              |      |
| 3/4     | Potential Bonus Play* |          |        |               |            |       |              |                 |              |      |
| 3/7     | Potential Bonus Play* |          |        |               |            |       |              |                 |              |      |
| 3/11-14 | C-USA Tournament      |          |        |               |            |       |              |                 |              |      |

## 2019-20 TEAM SUPERLATIVES

| WKU                           | HIGHS                            | LOWS                          |
|-------------------------------|----------------------------------|-------------------------------|
| Points                        | 109 (vs. Campbellsville, 11/18)  | 54 (vs. Louisville, 11/29)    |
| First-half points             | 54 (vs. Campbellsville, 11/18)   | 23 (vs. Louisville, 11/29)    |
| Second-half points            | 56 (vs. Austin Peay, 11/09)      | 31 (vs. Louisville, 11/29)    |
| Overtime points               |                                  |                               |
| Winning margin                | 43 (vs. Campbellsville, 11/18)   | 5 (vs. Fordham, 11/25)        |
| Field goals                   | 40 (vs. Campbellsville, 11/18)   | 20 (vs. Louisville, 11/29)    |
| Field goals attempted         | 65 (2 times)                     | 50 (2 times)                  |
| Field goal percentage         | .615 (vs. Campbellsville, 11/18) | .370 (vs. Louisville, 11/29)  |
| 3-point field goals           | 12 (vs. Campbellsville, 11/18)   | 1 (vs. Louisville, 11/29)     |
| 3-point field goals attempted | 26 (vs. Campbellsville, 11/18)   | 15 (2 times)                  |
| 3-point field goal percentage | .579 (vs. Illinois State, 11/23) | .059 (vs. Louisville, 11/29)  |
| Free throws                   | 26 (vs. Austin Peay, 11/09)      | 4 (at Wright State, 12/03)    |
| Free throws attempted         | 29 (vs. Austin Peay, 11/09)      | 7 (at Wright State, 12/03)    |
| Free throw percentage         | .929 (vs. Louisville, 11/29)     | .571 (at Wright State, 12/03) |
| Rebounds                      | 44 (vs. Campbellsville, 11/18)   | 25 (vs. Louisville, 11/29)    |
| Offensive rebounds            | 12 (vs. Austin Peay, 11/09)      | 5 (2 times)                   |
| Defensive rebounds            | 39 (vs. Campbellsville, 11/18)   | 17 (vs. Louisville, 11/29)    |
| Personal fouls                | 18 (at Wright State, 12/03)      | 9 (vs. Tennessee Tech, 11/05) |
| Assists                       | 21 (vs. Campbellsville, 11/18)   | 6 (vs. Louisville, 11/29)     |
| Turnovers                     | 23 (at Eastern Kentucky, 11/15)  | 11 (2 times)                  |
| Blocked shots                 | 8 (vs. Campbellsville, 11/18)    | 1 (vs. Fordham, 11/25)        |
| Steals                        | 10 (at Eastern Kentucky, 11/15)  | 3 (vs. Fordham, 11/25)        |

| OPPONENTS                     | HIGHS                           | LOWS                           |
|-------------------------------|---------------------------------|--------------------------------|
| Points                        | 77 (vs. Bowling Green, 11/22)   | 64 (2 times)                   |
| First-half points             | 41 (vs. Campbellsville, 11/18)  | 22 (vs. Fordham, 11/25)        |
| Second-half points            | 50 (vs. Austin Peay, 11/09)     | 25 (vs. Campbellsville, 11/18) |
| Overtime points               |                                 |                                |
| Winning margin                | 17 (vs. Louisville, 11/29)      | 2 (2 times)                    |
| Field goals                   | 30 (vs. Bowling Green, 11/22)   | 25 (vs. Campbellsville, 11/18) |
| Field goals attempted         | 72 (vs. Campbellsville, 11/18)  | 52 (vs. Louisville, 11/29)     |
| Field goal percentage         | .458 (2 times)                  | .294 (vs. Austin Peay, 11/09)  |
| 3-point field goals           | 10 (vs. Bowling Green, 11/22)   | 4 (vs. Austin Peay, 11/09)     |
| 3-point field goals attempted | 27 (at Eastern Kentucky, 11/15) | 21 (3 times)                   |
| 3-point field goal percentage | .476 (vs. Bowling Green, 11/22) | .190 (vs. Austin Peay, 11/09)  |
| Free throws                   | 18 (vs. Louisville, 11/29)      | 3 (vs. Fordham, 11/25)         |
| Free throws attempted         | 23 (vs. Austin Peay, 11/09)     | 6 (vs. Tennessee Tech, 11/09)  |
| Free throw percentage         | .900 (vs. Louisville, 11/29)    | .429 (vs. Fordham, 11/25)      |
| Rebounds                      | 41 (vs. Bowling Green, 11/22)   | 25 (vs. Fordham, 11/25)        |
| Offensive rebounds            | 20 (vs. Austin Peay, 11/09)     | 6 (vs. Fordham, 11/25)         |
| Defensive rebounds            | 30 (at Wright State, 12/03)     | 8 (vs. Austin Peay, 11/09)     |
| Personal fouls                | 25 (vs. Austin Peay, 11/09)     | 11 (at Wright State, 12/03)    |
| Assists                       | 15 (vs. Illinois State, 11/23)  | 9 (at Eastern Kentucky, 11/15) |
| Turnovers                     | 19 (2 times)                    | 8 (vs. Fordham, 11/25))        |
| Blocked shots                 | 4 (2 times)                     | 0 (2 times)                    |
| Steals                        | 9 (at Eastern Kentucky, 11/15)  | 3 (2 times)                    |



## 2019-20 INDIVIDUAL SUPERLATIVES

### WKU HIGHS

|   |   |
|---|---|
| Points                                      | 27 (Williams vs. Campbellsville, 11/18)       |
| Field goals                                 | 11 (Williams vs. Campbellsville, 11/18)       |
| Field goals attempted                       | 17 (Bassey at Wright State, 12/03)            |
| Field goal percentage (min. 6 att.)         | .857 [6-7] (Bassey vs. Campbellsville, 11/18) |
| 3-point field goals                         | 6 (Justice vs. Fordham, 11/25)                |
| 3-point field goals attempted               | 9 (Justice vs. Bowling Green, 11/22)          |
| 3-point field goal percentage (min. 4 att.) | .750 [6-8] (Justice vs. Fordham, 11/25)       |
| Free throws                                 | 10 (Bassey vs. Fordham, 11/25)                |
| Free throws attempted                       | 12 (2 times)                                  |
| Free throw percentage (min. 6 att.)         | 1.000 [10-10] (Bassey vs. Fordham, 11/25)     |
| Rebounds                                    | 12 (4 times)                                  |
| Assists                                     | 5 (5 times)                                   |
| Turnovers                                   | 6 (Williams at Eastern Kentucky, 11/15)       |
| Blocked shots                               | 4 (Horton vs. Campbellsville, 11/18)          |
| Steals                                      | 5 (Anderson at Eastern Kentucky, 11/15)       |
| Minutes                                     | 37 (3 times)                                  |

### OPPONENT HIGHS

|   |  |
|---|--|
| Points                                      | 41 (Jomaru Brown, [Eastern Kentucky], 11/15)       |
| Field goals                                 | 16 (Jomaru Brown, [Eastern Kentucky], 11/15)       |
| Field goals attempted                       | 28 (Jomaru Brown, [Eastern Kentucky], 11/15)       |
| Field goal percentage (min. 6 att.)         | .857 [6-7] (Amadou Sylla, [Tennessee Tech], 11/05) |
| 3-point field goals                         | 5 (Dylan Frye [Bowling Green], 11/22)              |
| 3-point field goals attempted               | 11 (Jomaru Brown, [Eastern Kentucky], 11/15)       |
| 3-point field goal percentage (min. 4 att.) | .714 [5-7] (Dylan Frye, [Bowling Green], 11/22)    |
| Free throws                                 | 7 (Antwaun Butler, [Austin Peay], 11/09)           |
| Free throws attempted                       | 7 (Antwaun Butler, [Austin Peay], 11/09)           |
| Free throw percentage (min. 6 att.)         | 1.000 [7-7] (Antwaun Butler, [Austin Peay], 11/09) |
| Rebounds                                    | 10 (Grant Basile, [Wright State], 12/03)           |
| Assists                                     | 7 (Antwon Portley, [Fordham], 11/25)               |
| Turnovers                                   | 8 (Jomaru Brown, [Eastern Kentucky], 11/15)        |
| Blocked shots                               | 2 (3 times)  |
| Steals                                      | 3 (3 times)  |
| Minutes                                     | 39 (Terry Taylor, [Austin Peay], 11/09)            |

## WKU'S TOP INDIVIDUAL GAMES

### Points

|  |    |
|--|----|
| 1. Carson Williams vs. Campbellsville.....     | 27 |
| 2. Charles Bassey vs. Fordham .....            | 24 |
| 3. Camron Justice vs. Fordham .....            | 23 |
| 4. Camron Justice vs. Austin Peay .....        | 22 |
| 5. Taveion Hollingsworth vs. Austin Peay ..... | 21 |
| 6. Charles Bassey vs. Bowling Green .....      | 19 |
| Taveion Hollingsworth vs. Bowling Green ....   | 19 |
| Camron Justice vs. Illinois State .....        | 19 |
| Charles Bassey at Wright State .....           | 19 |
| 10. Charles Bassey at Eastern Kentucky.....    | 18 |

### Rebounds

|   |    |
|---|----|
| 1. Charles Bassey vs. Austin Peay .....         | 12 |
| Charles Bassey at Eastern Kentucky .....        | 12 |
| Charles Bassey vs. Bowling Green .....          | 12 |
| Charles Bassey vs. Fordham .....                | 12 |
| 5. Carson Williams vs. Tennessee Tech .....     | 9  |
| Charles Bassey vs. Tennessee Tech .....         | 9  |
| Charles Bassey vs. Louisville .....             | 9  |
| Charles Bassey at Wright State .....            | 9  |
| 9. Charles Bassey vs. Campbellsville .....      | 8  |
| 10. Taveion Hollingsworth vs. Austin Peay ..... | 7  |
| Jared Savage vs. Fordham.....                   | 7  |

### Assists

|  |   |
|--|---|
| 1. Jordan Rawls vs. Austin Peay .....          | 5 |
| Carson Williams at Eastern Kentucky .....      | 5 |
| Taveion Hollingsworth at Eastern Kentucky ...  | 5 |
| Taveion Hollingsworth vs. Campbellsville ..... | 5 |
| Camron Justice vs. Campbellsville .....        | 5 |

### Blocked Shots

|   |   |
|---|---|
| 1. Matt Horton vs. Campbellsville.....    | 4 |
| 2. Charles Bassey vs. Bowling Green ..... | 3 |
| Charles Bassey vs. Illinois State .....   | 3 |
| Charles Bassey at Wright State .....      | 3 |
| 5. 8 times.....                           | 2 |

### Steals

|   |   |
|---|---|
| 1. Josh Anderson at Eastern Kentucky .....    | 5 |
| 2. Jared Savage vs. Tennessee Tech .....      | 3 |
| Taveion Hollingsworth at Eastern Kentucky ... | 3 |
| Charles Bassey vs. Bowling Green .....        | 3 |
| Jordan Rawls vs. Illinois State .....         | 3 |
| Josh Anderson vs. Illinois State .....        | 3 |

### Minutes Played

|   |    |
|---|----|
| 1. Taveion Hollingsworth vs. Bowling Green .... | 37 |
| Taveion Hollingsworth vs. Louisville .....      | 37 |
| Taveion Hollingsworth at Wright State .....     | 37 |
| 4. Jared Savage vs. Tennessee Tech .....        | 36 |
| Carson Williams vs. Bowling Green .....         | 36 |
| Charles Bassey vs. Louisville .....             | 36 |
| Jared Savage at Wright State .....              | 36 |
| 8. Charles Bassey vs. Tennessee Tech .....      | 35 |
| 9. Camron Justice vs. Tennessee Tech .....      | 34 |
| Carson Williams at Eastern Kentucky .....       | 34 |
| Camron Justice at Eastern Kentucky .....        | 34 |
| Jared Savage vs. Illinois State .....           | 34 |
| Jared Savage vs. Louisville .....               | 34 |

## EXHIBITION 1

Nov. 2, 2019 • WKU 85, Kentucky State 45  
E.A. Diddle Arena • Bowling Green, Ky.



Official Basketball Box Score - Final  
Kentucky St. at Western Ky.  
11/02/19 E.A. Diddle Arena, Bowling Green, KY  
2019-20 Men's Basketball

Game Time: 7:30 PM  
Game Duration: 1:48  
Attendance: 4,253

Officials: Steve Divine, Tom Eades, James Hicks

Kentucky St. - 45

Record: 0-0

| NO.    | Name                  | Min     | FG    | 3P   | FT   | Rebounds | Fouls | TP  | AS  | TO  | ST  | Blocks | BS  | BA  | +   | -   |
|--------|-----------------------|---------|-------|------|------|----------|-------|-----|-----|-----|-----|--------|-----|-----|-----|-----|
| M-A    | M-A                   | M-A     | M-A   | M-A  | M-A  | M-A      | M-A   | M-A | M-A | M-A | M-A | M-A    | M-A | M-A | M-A | M-A |
| 4      | Damarri Moore         | F 35:26 | 3-9   | 0-4  | 1-2  | 0 10 10  | 2 2   | 7   | 1   | 5   | 1   | 0      | 2   | -28 |     |     |
| 14     | Kevin Wharton-Price   | F 23:05 | 0-4   | 0-0  | 1 1  | 2 4      | 0 0   | 0   | 0   | 1   | 0   | 0      | 0   | -32 |     |     |
| 24     | Jordan Little         | F 23:01 | 5-14  | 0-0  | 3 6  | 1 5 6    | 2 4   | 13  | 0   | 2   | 0   | 1      | 3   | -27 |     |     |
| 5      | Felix Wilson          | F 15:20 | 0-3   | 0-2  | 0-0  | 0 0 0    | 2 0   | 0   | 3   | 1   | 0   | 0      | 0   | -19 |     |     |
| 20     | Grant Goodie          | G 24:08 | 3-12  | 1-4  | 0-0  | 1 4 5    | 3 1   | 7   | 0   | 2   | 0   | 1      | 0   | -34 |     |     |
| 1      | Orlando Fikes         | 20:28   | 0-4   | 0-2  | 0-0  | 0 0 0    | 2 3   | 0   | 0   | 1   | 0   | 0      | 0   | -16 |     |     |
| 11     | Shaquah               | 19:46   | 2-9   | 0-1  | 1-2  | 1 8 9    | 3 3   | 5   | 2   | 4   | 0   | 0      | 0   | -14 |     |     |
| 40     | Jah Bennett           | 07:14   | 1-1   | 0-0  | 0-0  | 1 2 3    | 4 0   | 2   | 0   | 0   | 0   | 0      | 0   | -1  |     |     |
| 22     | Michael Drynan        | 09:45   | 1-2   | 0-0  | 1-1  | 1 2 3    | 1 1   | 3   | 0   | 0   | 0   | 2      | 0   | -12 |     |     |
| 10     | Jalen Fisher          | 04:12   | 0-2   | 0-1  | 0-0  | 0 1 1    | 0 0   | 0   | 0   | 1   | 1   | 0      | 0   | -5  |     |     |
| 42     | Bradlee Lewis         | 05:14   | 2-2   | 0-0  | 0 0  | 1 1 0    | 0 0   | 6   | 1   | 0   | 0   | 0      | 0   | 6   |     |     |
| 21     | Eddie Johnson-Clayton | 06:42   | 1-3   | 0-1  | 0-0  | 1 0 1    | 2 0   | 2   | 0   | 1   | 0   | 0      | 0   | -8  |     |     |
| 3      | Josh Wilkerson        | 05:39   | 0-1   | 0-1  | 0-0  | 0 0 0    | 0 0   | 0   | 0   | 1   | 0   | 0      | 0   | -10 |     |     |
| Team   |                       |         |       |      |      | 0 1 1    | 0     | 0   | 0   | 0   | 0   | 0      | 0   | 0   | 0   | 0   |
| Totals |                       |         | 18-66 | 3-22 | 6-11 | 7 34 41  | 25 14 | 45  | 7   | 19  | 2   | 4      | 5   | -40 |     |     |

Technical Fouls: NONE

Western Ky. - 85

Record: 0-0

| NO.    | Name                  | Min     | FG    | 3P   | FT    | Rebounds | Fouls | TP  | AS  | TO  | ST  | Blocks | BS  | BA  | +   | -   |
|--------|-----------------------|---------|-------|------|-------|----------|-------|-----|-----|-----|-----|--------|-----|-----|-----|-----|
| M-A    | M-A                   | M-A     | M-A   | M-A  | M-A   | M-A      | M-A   | M-A | M-A | M-A | M-A | M-A    | M-A | M-A | M-A | M-A |
| 2      | Jared Savage          | F 29:40 | 2-9   | 1-4  | 4-4   | 2 12 14  | 0 6   | 9   | 1   | 1   | 0   | 1      | 0   | 33  |     |     |
| 22     | Carson Williams       | F 26:07 | 8-12  | 0-1  | 2-2   | 6 4 10   | 0 3   | 18  | 0   | 0   | 2   | 0      | 1   | 28  |     |     |
| 23     | Charles Bassey        | C 25:27 | 6-13  | 0-3  | 4-5   | 2 8 10   | 4 4   | 16  | 0   | 0   | 1   | 4      | 0   | 38  |     |     |
| 5      | Camron Justice        | G 27:33 | 4-11  | 2-7  | 1-2   | 1 8 9    | 2 2   | 11  | 3   | 3   | 0   | 0      | 2   | 24  |     |     |
| 11     | Taveion Hollingsworth | G 27:15 | 1-7   | 0-1  | 3-6   | 1 5 6    | 1 4   | 5   | 5   | 1   | 1   | 0      | 0   | 34  |     |     |
| 3      | Jordan Rawls          | 16:34   | 4-12  | 0-2  | 0-2   | 0 1 1    | 1 1   | 8   | 3   | 1   | 1   | 0      | 0   | 13  |     |     |
| 4      | Jordan Anderson       | 19:23   | 6-8   | 0-1  | 2-2   | 2 2 4    | 2 1   | 14  | 1   | 2   | 3   | 0      | 0   | 21  |     |     |
| 50     | Isaiah Cozart         | 10:31   | 1-2   | 0-0  | 0-5   | 0 0 0    | 3 3   | 2   | 0   | 1   | 0   | 0      | 0   | -1  |     |     |
| 10     | Jeremiah Gambrell     | 12:27   | 0-0   | 0-0  | 2-2   | 0 1 1    | 1 1   | 2   | 0   | 2   | 0   | 0      | 0   | 16  |     |     |
| 12     | Jackson Harlan        | 03:24   | 0-0   | 0-0  | 0-0   | 0 0 0    | 0 0   | 0   | 0   | 0   | 0   | 0      | 0   | 0   |     |     |
| 15     | Patrick Murphy        | 01:39   | 0-1   | 0-1  | 0-0   | 0 0 0    | 0 0   | 0   | 0   | 0   | 0   | 0      | 0   | 0   |     |     |
| Team   |                       |         |       |      |       | 1 1 2    | 0     | 0   | 0   | 0   | 0   | 0      | 0   | 0   | 0   | 0   |
| Totals |                       |         | 32-75 | 3-20 | 18-30 | 16 42 58 | 14 25 | 85  | 13  | 11  | 8   | 5      | 4   | 40  |     |     |

Technical Fouls: NONE

|                  | KYS                       | WKU                        | Points from Turnovers | KYS | WKU | Period by Period Scoring |
|------------------|---------------------------|----------------------------|-----------------------|-----|-----|--------------------------|
| Biggest lead     | 0 (1 <sup>st</sup> 20:00) | 47 (2 <sup>nd</sup> 3:41)  | 9                     | 19  |     |                          |
| Best Scoring Run | 8 (2 <sup>nd</sup> 1:41)  | 16 (2 <sup>nd</sup> 17:28) | 24                    | 56  |     |                          |
| Lead Changes     | 0                         |                            | 8                     | 27  |     |                          |
| Times Tied       | 1                         |                            | 4                     | 19  |     |                          |
| Time with Lead   | 00:00                     | 38:25                      | 18                    | 26  |     |                          |

## GAME 2

Nov. 9, 2019 • WKU 97, Austin Peay 75  
E.A. Diddle Arena • Bowling Green, Ky.



Official Basketball Box Score - Final  
Austin Peay at Western Ky.  
11/09/19 E.A. Diddle Arena, Bowling Green  
2019-20 Men's Basketball

Game Time: 3:00 PM  
Game Duration: 2:09  
Attendance: 4,907

Officials: Job Hattness, Tommy Short, Joe DeBra

Austin Peay - 75

Record: 1-1

| NO.    | Name             | Min     | FG    | 3P   | FT    | Rebounds | Fouls | TP  | AS  | TO  | ST  | Blocks | BS  | BA  | +   | -   |
|--------|------------------|---------|-------|------|-------|----------|-------|-----|-----|-----|-----|--------|-----|-----|-----|-----|
| M-A    | M-A              | M-A     | M-A   | M-A  | M-A   | M-A      | M-A   | M-A | M-A | M-A | M-A | M-A    | M-A | M-A | M-A | M-A |
| 14     | Eli Altsch       | F 24:19 | 2-4   | 0-0  | 4-6   | 3 3 6    | 4 4   | 8   | 1   | 1   | 0   | 1      | 1   | -4  |     |     |
| 21     | Terry Taylor     | F 39:22 | 10-19 | 0-3  | 2-3   | 7 0 7    | 2 3   | 22  | 1   | 1   | 2   | 0      | 0   | -23 |     |     |
| 24     | Matthew Silveira | C 12:08 | 2-3   | 0-0  | 0-1   | 0 1 1    | 3 1   | 4   | 0   | 1   | 0   | 1      | 0   | -12 |     |     |
| 4      | Antwan Butler    | G 26:41 | 3-8   | 0-2  | 7-7   | 0 3 3    | 3 5   | 13  | 5   | 0   | 0   | 0      | 0   | -7  |     |     |
| 12     | Reginald Gee     | G 21:47 | 4-10  | 1-3  | 0-0   | 0 0 0    | 0 0   | 2   | 0   | 9   | 0   | 1      | 0   | -11 |     |     |
| 5      | Jordyn Adams     | 21:59   | 1-8   | 1-3  | 4-6   | 2 0 2    | 4 3   | 7   | 0   | 2   | 1   | 0      | 3   | -9  |     |     |
| 0      | Evan Hinson      | 19:54   | 2-9   | 1-5  | 0-0   | 3 0 3    | 1 0   | 5   | 2   | 2   | 0   | 0      | 0   | -21 |     |     |
| 41     | Sam DeVault      | 05:16   | 0-0   | 0-0  | 0-0   | 0 0 0    | 1 0   | 0   | 0   | 0   | 0   | 0      | 0   | -4  |     |     |
| 1      | Carlos Paez      | 12:09   | 1-2   | 0-1  | 0-0   | 0 0 0    | 3 0   | 2   | 3   | 0   | 3   | 0      | 0   | -12 |     |     |
| 22     | Alec Woodward    | 14:18   | 2-5   | 1-4  | 0-0   | 0 0 0    | 2 0   | 5   | 0   | 0   | 0   | 0      | 0   | -5  |     |     |
| 11     | Sita Conith      | 02:07   | 0-0   | 0-0  | 0-0   | 0 0 0    | 0 0   | 0   | 0   | 0   | 0   | 0      | 0   | -2  |     |     |
| Team   |                  |         |       |      |       | 5 1 6    | 0     | 0   | 1   | 0   | 0   | 0      | 0   | 0   | 0   | 0   |
| Totals |                  |         | 27-68 | 4-21 | 17-23 | 20 8 28  | 25 16 | 75  | 12  | 9   | 7   | 2      | 5   | -22 |     |     |

Technical Fouls: Butler 1<sup>st</sup> 6:07

Western Ky. - 97

Record: 2-0

| NO.    | Name                  | Min     | FG<br>M-A | 3P<br>M-A | FT<br>M-A | Rebounds<br>M-A | Turnouts<br>M-A | Fouls<br>P | TP<br>FD | AS<br>TO | ST | Blocks<br>BS | BS<br>BA | +  | -  |
|--------|-----------------------|---------|-----------|-----------|-----------|-----------------|-----------------|------------|----------|----------|----|--------------|----------|----|----|
| 2      | Jared Savage          | F 30:49 | 3-8       | 1-5       | 4-4       | 0 4 4           | 3 2 11          | 3          | 0        | 1        | 2  | 1            | 1        | 19 |    |
| 22     | Carson Williams       | F 33:27 | 4-7       | 0-1       | 4-6       | 4 2 6           | 4 4 12          | 4          | 1        | 1        | 0  | 0            | 0        | 18 |    |
| 23     | Charles Bassey        | C 28:17 | 3-7       | 0-1       | 4-4       | 5 7 12          | 4 5 10          | 0          | 0        | 0        | 3  | 0            | 1        | 0  | 22 |
| 5      | Camron Justice        | G 28:45 | 8-10      | 5-7       | 1-1       | 0 2 2           | 0 2 22          | 1          | 2        | 0        | 0  | 0            | 0        | 26 |    |
| 11     | Taveion Hollingsworth | G 30:54 | 5-8       | 2-3       | 9-10      | 1 6 7           | 3 8 21          | 3          | 4        | 1        | 0  | 1            | 0        | 11 |    |
| 3      | Jordan Rawls          | 22:32   | 3-4       | 2-3       | 0-0       | 0 1 1           | 1 1 8           | 5          | 2        | 0        | 0  | 0            | 0        | 7  |    |
| 10     | Jeremiah Gambrell     | 13:40   | 2-4       | 1-1       | 4-4       | 0 1 1           | 1 2 9           | 1          | 2        | 0        | 2  | 0            | 0        | 5  |    |
| 50     | Isaiah Cozart         | 08:00   | 1-1       | 0-0       | 0-0       | 0 0 0           | 4 0 2           | 0          | 0        | 0        | 1  | 0            | 0        | 2  |    |
| 10     | Jeremiah Gambrell     | 01:28   | 1-1       | 0-0       | 0-0       | 0 0 0           | 0 0 2           | 0          | 0        | 0        | 0  | 0            | 0        | 1  |    |
| 12     | Jackson Harlan        | 01:28   | 0-0       | 0-0       | 0-0       | 0 0 0           | 0 0 0           | 0          | 0        | 0        | 0  | 0            | 0        | 0  |    |
| 15     | Patrick Murphy        | 00:40   | 0-0       | 0-0       | 0-0       | 0 0 0           | 0 0 0           | 0          | 0        | 0        | 0  | 0            | 0        | -1 |    |
| Team   |                       |         |           |           |           | 2 2 4           | 0               | 0          | 0        | 0        | 0  | 0            | 0        | 0  | 0  |
| Totals |                       |         | 30-50     | 11-21     | 26-29     | 12 25 37        | 17 24 97        | 17         | 16       | 4        | 5  | 2            | 22       |    |    |

Technical Fouls: Bassey 1<sup>st</sup> 6:07

|                  | APS                       | WKU                       | Points from Turnovers | APS | WKU | Period by Period Scoring |
|------------------|---------------------------|---------------------------|-----------------------|-----|-----|--------------------------|
| Biggest lead     | 0 (1 <sup>st</sup> 20:00) | 25 (2 <sup>nd</sup> 3:40) | 16                    | 14  |     |                          |
| Best Scoring Run | 7 (2 <sup>nd</sup> 8:52)  | 9 (1 <sup>st</sup> 1:09)  | 34                    | 32  |     |                          |
| Lead Changes     | 0                         |                           | 16                    | 15  |     |                          |
| Times Tied       | 2                         |                           | 12                    | 8   |     |                          |
| Time with Lead   | 00:00                     | 38:40                     | 19                    | 21  |     |                          |

## GAME 1

Nov. 5, 2019 • WKU 76, Tennessee Tech 64  
E.A. Diddle Arena • Bowling Green, Ky.



Official Basketball Box Score - Final  
Tennessee Tech at Western Ky.  
11/05/19 E.A. Diddle Arena, Bowling Green  
2019-20 Men's Basketball

Game Time: 7:00 PM  
Game Duration: 1:58  
Attendance: 4,941

Officials: Barry Mathis, Arinzo Rely, Kenneth Mbrland

Tennessee Tech - 64

Record: 0-1

| NO.    | Name              | Min     | FG    | 3P   | FT  | Rebounds | Fouls | TP  | AS  | TO  | ST  | Blocks | BS  | BA  | +   | -   |
|--------|-------------------|---------|-------|------|-----|----------|-------|-----|-----|-----|-----|--------|-----|-----|-----|-----|
| M-A    | M-A               | M-A     | M-A   | M-A  | M-A | M-A      | M-A   | M-A | M-A | M-A | M-A | M-A    | M-A | M-A | M-A | M-A |
| 12     | Amadou Sylla      | F 19:37 | 6-7   | 1-1  | 0-0 | 1 3 4    | 5 0   | 13  | 0   | 2   | 0   | 0      | 0   | 1   |     |     |
| 3      | Keishawn Davidson | G 32:53 | 7-11  | 3-5  | 1-2 | 0 1 1    | 3 4   | 18  | 6   | 0   | 2   | 0      | 1   | -8  |     |     |
| 4      | Jr. Clay          | G 26:44 | 2-8   | 0-4  | 3-4 | 1 2 3    | 0 3   | 7   | 2   | 5   | 2   | 0      | 2   | -9  |     |     |
| 5      | Darius Allen      | G 24:01 | 2-8   | 1-7  | 0-0 | 2 4 6    | 0 1   | 5   | 0   | 5   | 0   | 0      | 0   | -8  |     |     |
| 20     | Hunter Vick       | G 27:25 | 4-8   | 3-5  | 0-0 | 1 4 5    | 3 0   | 11  | 2   | 1   | 1   | 1      | 1   | -7  |     |     |
| 0      | Larry Kuimi       | 08:22   | 0-1   | 0-0  | 0-0 | 2 0 2    | 3 0   | 0   | 0   | 2   | 1   | 1      | 0   | -12 |     |     |
| 22     | Tujautae Williams | 20:43   | 2-7   | 0-1  | 0-0 | 0 1 1    | 2 0   | 4   | 2   | 2   | 1   | 0      | 0   | -2  |     |     |
| 2      | Jared Sheffield   | 15:51   | 1-4   | 0-3  | 0-0 | 1 0 1    | 1 0   | 2   | 0   | 0   | 0   | 0      | 0   | -12 |     |     |
| 11     | Dane Quest        | 03:20   | 0-0   | 0-0  | 0-0 | 0 0 0    | 0 2   | 0   | 0   | 0   | 1   | 0      | 0   | -4  |     |     |
| 21     | Reece Wilkinson   | 07:46   | 2-3   | 0-0  | 0-0 | 0 1 1    | 2 0   | 4   | 0   | 1   | 0   | 1      | 0   | 5   |     |     |
| 24     | Garrett Goiday    | 13:18   | 0-1   | 0-0  | 0-0 | 1 1 2    | 0 1   | 0   | 0   | 1   | 0   | 0      | 0   | -10 |     |     |
| Team   |                   |         |       |      |     | 1 3 4    | 0     | 0   | 0   | 0   | 0   | 0      | 0   | 0   | 0   | 0   |
| Totals |                   |         | 26-58 | 8-26 | 4-6 | 10 20 30 | 21 9  | 64  | 12  | 19  | 8   | 2      | 5   | -12 |     |     |

Technical Fouls: NONE

Western Ky. - 76

Record: 1-0

## GAME 4

Nov. 18, 2019 • WKU 109, Campbellsville 66  
E.A. Diddle Arena • Bowling Green, Ky.



Official Basketball Box Score -- Final  
Campbellsville at Western Ky.  
11/19/19 E.A. Diddle Arena, Bowling Green  
2019-20 Men's Basketball

Game Time: 7:00 PM  
Game Duration: 1:50  
Attendance: 4,154

Officials: Raymond Syons, Chance Moore, A.J. Dosal

Campbellsville - 66

Record: 4-3

| NO.    | Name               | Min     | FG    | 3P   | FT   | Rebounds  | Fouls | TP | AS | TO | ST | Blocks | BS | BA | +/- |
|--------|--------------------|---------|-------|------|------|-----------|-------|----|----|----|----|--------|----|----|-----|
|        |                    |         | M-A   | M-A  | M-A  | OR DR TOT | PF    |    |    |    |    |        |    |    |     |
| 3      | Alston Davis       | F 21:25 | 2-5   | 0-0  | 0-0  | 0 2 2     | 4     | 1  | 6  | 1  | 1  | 0      | 0  | 0  | -27 |
| 24     | Justin Tucker      | F 19:44 | 5-11  | 0-0  | 1-2  | 4 2 6     | 3     | 0  | 11 | 0  | 3  | 0      | 0  | 2  | -28 |
| 2      | Jacob King         | G 12:37 | 0-3   | 0-1  | 0-0  | 0 2 2     | 1     | 0  | 1  | 1  | 1  | 0      | 1  | 0  | -17 |
| 14     | Taiveyehon Mason   | G 14:46 | 3-10  | 1-4  | 1-2  | 0 1 1     | 2     | 1  | 8  | 0  | 1  | 0      | 0  | 0  | -23 |
| 21     | David Simmons      | G 27:28 | 5-10  | 1-4  | 2-3  | 0 2 2     | 3     | 4  | 13 | 2  | 3  | 0      | 0  | 0  | -31 |
| 4      | Ronald Taylor      | 23:30   | 0-1   | 0-1  | 2-2  | 1 2 3     | 0     | 3  | 2  | 5  | 1  | 0      | 0  | 0  | -17 |
| 23     | Richie Mitchell    | 27:12   | 4-10  | 1-5  | 2-2  | 0 3 3     | 1     | 2  | 11 | 0  | 1  | 1      | 0  | 2  | -25 |
| 2      | Sam Weining        | 22:15   | 3-3   | 1-1  | 0-0  | 1 1 2     | 1     | 0  | 7  | 0  | 0  | 0      | 0  | 0  | -13 |
| 5      | Lenorris Mincey    | 10:28   | 0-6   | 0-0  | 0-0  | 1 2 3     | 1     | 1  | 1  | 0  | 0  | 2      | 0  | 1  | -8  |
| 0      | Devaunte Robinson  | 06:58   | 1-3   | 1-2  | 0-0  | 0 0 0     | 1     | 1  | 3  | 1  | 0  | 0      | 0  | 0  | -7  |
| 33     | De'Undra Singleton | 07:52   | 1-4   | 0-0  | 0-0  | 0 1 1     | 0     | 1  | 2  | 0  | 0  | 0      | 0  | 1  | -8  |
| 11     | Max Reyes          | 04:53   | 1-5   | 1-2  | 0-0  | 0 2 2     | 0     | 0  | 3  | 0  | 0  | 0      | 0  | 1  | -8  |
| 15     | Nolan Barrow       | 01:20   | 0-1   | 0-1  | 0-0  | 0 1 1     | 0     | 0  | 0  | 0  | 0  | 0      | 0  | 0  | -3  |
| Team   |                    |         |       |      |      | 2 1 3     |       |    |    | 0  | 1  |        |    |    |     |
| Totals |                    |         | 25-72 | 8-26 | 8-11 | 9 22 31   | 17    | 14 | 66 | 10 | 12 | 3      | 0  | 8  | -43 |

| Shooting By Period |             |
|--------------------|-------------|
| 1st FG%            | 16-35 45.7% |
| 3PT%               | 5-15 33.3%  |
| FT%                | 4-5 80%     |
| 2nd FG%            | 9-37 24.3%  |
| 3PT%               | 3-11 27.3%  |
| FT%                | 4-6 66.7%   |
| GM FG%             | 25-72 34.7% |
| 3PT%               | 8-26 30.8%  |
| FT%                | 8-11 72.7%  |

Dead Ball Rebounds: 2,0

Technical Fouls: NONE

Western Ky. - 109

Record: 4-0

| NO.    | Name                  | Min     | FG    | 3P    | FT    | Rebounds  | Fouls | TP | AS  | TO | ST | Blocks | BS | BA | +/- |
|--------|-----------------------|---------|-------|-------|-------|-----------|-------|----|-----|----|----|--------|----|----|-----|
|        |                       |         | M-A   | M-A   | M-A   | OR DR TOT | PF    |    |     |    |    |        |    |    |     |
| 2      | Jared Savage          | F 24:21 | 4-7   | 3-6   | 0-0   | 1 4 5     | 2     | 2  | 1   | 1  | 1  | 0      | 1  | 0  | 16  |
| 22     | Carson Williams       | F 24:42 | 11-13 | 2-3   | 3-3   | 1 4 5     | 0     | 3  | 27  | 0  | 1  | 2      | 0  | 0  | 30  |
| 23     | Charles Bassey        | C 20:19 | 6-7   | 0-0   | 3-4   | 1 7 8     | 3     | 2  | 15  | 2  | 1  | 0      | 1  | 0  | 17  |
| 5      | Camron Justice        | G 29:11 | 3-8   | 2-5   | 3-3   | 0 3 3     | 1     | 3  | 11  | 5  | 3  | 1      | 0  | 0  | 31  |
| 11     | Taveion Hollingsworth | G 26:17 | 4-7   | 0-1   | 6-6   | 0 2 2     | 1     | 4  | 14  | 5  | 2  | 2      | 0  | 0  | 32  |
| 3      | Jordan Rawls          | 22:05   | 4-7   | 2-3   | 0-0   | 0 3 3     | 0     | 0  | 10  | 3  | 0  | 0      | 0  | 0  | 25  |
| 4      | Josh Anderson         | 19:23   | 4-6   | 2-4   | 0-0   | 0 3 3     | 1     | 1  | 10  | 2  | 2  | 0      | 1  | 0  | 19  |
| 14     | Matt Horton           | 12:19   | 2-2   | 0-0   | 0-2   | 1 5 6     | 3     | 1  | 4   | 2  | 1  | 0      | 4  | 0  | 15  |
| 10     | Jeremiah Gambrell     | 12:09   | 1-3   | 1-3   | 2-2   | 1 1 0     | 1     | 1  | 5   | 0  | 0  | 0      | 0  | 0  | 17  |
| 12     | Jackson Harlan        | 03:57   | 0-1   | 0-1   | 0-0   | 0 0 0     | 1     | 0  | 1   | 0  | 0  | 0      | 0  | 0  | 5   |
| 50     | Isiah Cozart          | 03:57   | 1-4   | 0-0   | 0-0   | 1 4 5     | 0     | 0  | 2   | 0  | 0  | 0      | 1  | 0  | 5   |
| 15     | Patrick Murphy        | 01:20   | 0-0   | 0-0   | 0-0   | 0 0 0     | 0     | 0  | 0   | 0  | 0  | 0      | 0  | 0  | 3   |
| Team   |                       |         |       |       |       | 0 3 3     |       |    |     | 0  | 0  |        |    |    |     |
| Totals |                       |         | 40-65 | 12-26 | 17-20 | 5 39 44   | 14    | 17 | 109 | 21 | 11 | 5      | 8  | 0  | 43  |

| Shooting By Period |             |
|--------------------|-------------|
| 1st FG%            | 20-34 58.8% |
| 3PT%               | 1-6 16.7%   |
| FT%                | 8-10 80%    |
| 2nd FG%            | 20-31 64.5% |
| 3PT%               | 6-10 60.0%  |
| FT%                | 9-10 90%    |
| GM FG%             | 40-65 61.5% |
| 3PT%               | 12-26 46.2% |
| FT%                | 17-20 85.0% |

Dead Ball Rebounds: 1,0

Technical Fouls: NONE

|                  | CAM           | WKU           |
|------------------|---------------|---------------|
| Biggest lead     | 4 (1st 12:12) | 43 (2nd 2:43) |
| Best Scoring Run | 7 (1st 13:35) | 12 (2nd 6:26) |
| Lead Changes     | 4             |               |
| Times Tied       | 1             |               |
| Time with Lead   | 03:25         | 36:00         |

| Points from Turnovers |    | CAM | WKU |
|-----------------------|----|-----|-----|
| Paint                 | 34 | 52  |     |
| Second Chance         | 4  | 8   |     |
| Fast Breaks           | 8  | 17  |     |
| Bench                 | 28 | 31  |     |

| Period by Period Scoring |    | 1st | 2nd | TOT |
|--------------------------|----|-----|-----|-----|
| CAM                      | 41 | 25  | 66  |     |
| WKU                      | 54 | 55  | 109 |     |

## GAME 5

Nov. 22, 2019 • Bowling Green 77, WKU 75  
UVI Sports & Fitness Center • St. Thomas, Virgin Islands

Official Basketball Box Score -- Game Totals -- Final Statistics  
Bowling Green vs WKU  
11/22/19 9:20 p.m.AST at St. Thomas, U.S. Virgin Islands

Bowling Green 77 • 4-1

| ##     | Player               | Total | FG-FGA | 3P-FGA | FT-FTA | Rebounds    | PF | TP | A  | TO | Blk | Stl | Min |
|--------|----------------------|-------|--------|--------|--------|-------------|----|----|----|----|-----|-----|-----|
|        |                      |       |        |        |        | Off Def Tot |    |    |    |    |     |     |     |
| 25     | PLOWDEN, Daegwon     | f     | 2-6    | 0-1    | 0-0    | 1 5 6       | 4  | 4  | 3  | 2  | 0   | 1   | 21  |
| 02     | MATTOS, Taylor       | c     | 2-6    | 0-0    | 0-0    | 3 4 7       | 2  | 4  | 0  | 2  | 0   | 0   | 21  |
| 01     | TURNER, Justin       | g     | 10-19  | 2-5    | 5-5    | 1 5 6       | 1  | 27 | 6  | 4  | 0   | 2   | 38  |
| 03     | FIELDS, Caleb        | g     | 3-6    | 0-3    | 0-0    | 2 1 3       | 2  | 6  | 1  | 1  | 0   | 0   | 33  |
| 05     | FRYE, Dylan          | g     | 7-15   | 5-7    | 0-0    | 1 1 2       | 4  | 19 | 2  | 1  | 0   | 0   | 27  |
| 04     | ZEIGLER, Davin       |       | 0-1    | 0-1    | 0-0    | 0 1 1       | 0  | 0  | 2  | 1  | 0   | 0   | 6   |
| 11     | DIGGS, Trey          |       | 1-2    | 1-1    | 1-2    | 0 1 1       | 2  | 4  | 0  | 1  | 0   | 0   | 13  |
| 23     | TURNER, Chandler     |       | 1-2    | 0-0    | 0-0    | 0 1 1       | 0  | 2  | 0  | 0  | 0   | 0   | 4   |
| 21     | KULACKOVSKIS, Mattis |       | 2-6    | 2-3    | 0-1    | 2 3 5       | 2  | 6  | 0  | 1  | 0   | 0   | 16  |
| 22     | SIERRA, Marlon       |       | 2-5    | 0-0    | 1-2    | 1 3 4       | 2  | 5  | 0  | 0  | 0   | 1   | 19  |
| 35     | SWINGLE, Dylan       |       | 0-1    | 0-0    | 0-0    | 0 0 0       | 1  | 0  | 0  | 0  | 0   | 0   | 2   |
| Team   |                      |       |        |        |        | 2 3 5       |    |    |    |    |     |     |     |
| Totals |                      |       | 30-69  | 10-21  | 7-10   | 13 28 41    | 20 | 77 | 14 | 13 | 0   | 4   | 200 |

FG % 1st Half: 14-34 41.2% 2nd half: 16-35 45.7% Game: 30-69 43.5%  
3FG % 1st Half: 6-10 60.0% 2nd half: 4-11 36.4% Game: 10-21 47.6%  
FT % 1st Half: 5-7 71.4% 2nd half: 2-3 66.7% Game: 7-10 70.0%

Deadball Rebounds: 0

WKU 75 • 4-1

| ##     | Player           | Total | FG-FGA | 3P-FGA | FT-FTA | Rebounds    | PF | TP | A  | TO | Blk | Stl | Min |
|--------|------------------|-------|--------|--------|--------|-------------|----|----|----|----|-----|-----|-----|
|        |                  |       |        |        |        | Off Def Tot |    |    |    |    |     |     |     |
| 22     | WILLIAMS, Carson | f     | 5-7    | 1-2    | 3-3    | 2 3 5       | 0  | 14 | 2  | 0  | 1   | 0   | 36  |
| 23     | BASSEY, Charles  | c     | 5-11   | 1-4    | 8-12   | 4 8 12      | 3  | 19 | 4  | 4  | 3   | 3   | 32  |
| 02     | Savage, Jared    | g     | 5-7    | 2-4    | 0-0    | 0 5 5       | 4  | 12 | 0  | 2  | 1   | 1   | 27  |
| 05     | JUSTICE, Camron  | g     | 1-12   | 1-9    | 2-4    | 0 3 3       | 3  | 5  | 2  | 2  | 0   | 0   | 33  |
| 11     | HOLLINGSWORTH, T | g     | 8-13   | 1-2    | 2-4    | 0 6 6       | 1  | 19 | 3  | 2  | 0   | 1   | 37  |
| 03     | RAWLS, Jordan    |       | 1-2    | 0-0    | 0-0    | 0 1 1       | 0  | 2  | 0  | 1  | 0   | 1   | 12  |
| 04     | ANDERSON, Josh   |       | 1-1    | 0-0    | 2-5    | 1 2 3       | 4  | 2  | 2  | 2  | 2   | 1   | 19  |
| 14     | HORTON, Matt     |       | 0-1    | 0-0    | 0-0    | 0 0 0       | 0  | 0  | 0  | 0  | 0   | 0   | 4   |
| Team   |                  |       |        |        |        | 0 1 1       |    |    |    |    |     |     |     |
| Totals |                  |       | 26-54  | 6-21   | 17-28  | 7 29 36     | 15 | 75 | 13 | 13 | 7   | 7   | 200 |

FG % 1st Half: 11-26 42.3% 2nd half: 15-28 53.6% Game: 26-54 48.1%  
3FG % 1st Half: 4-12 33.3% 2nd half: 2-9 22.2% Game: 6-21 28.6%  
FT % 1st Half: 14-20 70.0% 2nd half: 3-8 37.5% Game: 17-28 60.7%

Officials: Tommy Morrissey, Scott Arbogast, Kyle Regezt  
Technical fouls: Bowling Green-None, WKU-None.  
Attendance: 1924  
2019 U.S. Virgin Islands Paradise Jam.  
PRESENTED BY BASKETBALL TRAVELERS

| Score by periods |  | 1st | 2nd | Total |
|------------------|--|-----|-----|-------|
| Bowling Green    |  | 39  | 38  | 77    |
| WKU              |  | 40  | 35  | 75    |

|        | In | Off | 2nd | Fast | Bench |
|--------|----|-----|-----|------|-------|
| Points | 36 | 18  | 12  | 12   | 17    |
| FG     | 36 | 12  | 5   | 16   | 6     |

Last FG - BG 2nd-00:04, WKU 2nd-05:02.  
Largest lead - BG by 14 1st-09:29, WKU by 7 1st-02:27.  
BG led for 13:57, WKU led for 22:34. Game was tied for 03:29.

Score tied - 5 times.  
Lead changed - 12 times.

## GAME 6

Nov. 23, 2019 • WKU 83, Illinois State 69  
UVI Sports & Fitness Center • St. Thomas, Virgin Islands

Official Basketball Box Score -- Game Totals -- Final Statistics  
Illinois State vs WKU  
11/23/19 6:10 p.m.AST at St. Thomas, U.S. Virgin Islands

Illinois State 69 • 2-3

| ##     | Player           | Total | FG-FGA | 3P-FGA | FT-FTA | Rebounds    | PF | TP | A  | TO | Blk | Stl | Min |
|--------|------------------|-------|--------|--------|--------|-------------|----|----|----|----|-----|-----|-----|
|        |                  |       |        |        |        | Off Def Tot |    |    |    |    |     |     |     |
| 13     | IDOWU, Rey       | f     | 1-1    | 0-0    | 0-0    | 1 4 5       | 3  | 2  | 2  | 1  | 0   | 0   | 15  |
| 02     | COPELAND, Zach   | g     | 4-11   | 3-8    | 0-0    | 1 0 1       | 3  | 11 | 1  | 1  | 0   | 0   | 29  |
| 03     | TORRES, Ricky    | g     | 6-9    | 1-2    | 2-2    | 0 1 1       | 0  | 15 | 3  | 1  | 0   | 0   | 29  |
| 22     | CHASTAIN, Matt   | g     | 2-5    | 0-1    | 1-2    | 3 3 6       | 2  | 5  | 0  | 2  | 1   | 1   | 27  |
| 25     | HILLSMAN, Jaycee | g     | 3-6    | 2-4    | 2-2    | 1 2 3       | 1  | 10 | 1  | 3  | 0   | 1   | 28  |
| 00     | HORNE, DJ        |       | 0-0    | 0-0    | 0-0    | 0 0 0       | 0  | 0  | 0  | 0  | 0   | 0   | 1   |
| 01     | BOYD, Dedric     |       | 4-11   | 2-5    | 1-2    | 0 1 1       | 1  | 11 | 5  | 1  | 0   | 0   | 19  |
| 04     | NDIAYE, Abdou    |       | 1-1    | 0-0    | 0-1    | 3 1 4       | 3  | 2  | 1  | 1  | 2   | 0   | 12  |
| 05     | FISHER, Keith    |       | 6-12   | 0-0    | 1-2    | 4 4 8       | 4  | 13 | 0  | 0  | 1   | 0   | 19  |
| 12     | REEVES, Antonio  |       | 0-3    | 0-0    | 0-0    | 2 1 3       | 2  | 0  | 2  | 0  | 0   | 0   | 11  |
| 32     | BRUNINGA, Taylor |       | 0-0    | 0-0    | 0-0    | 0 0 0       | 1  | 0  | 0  | 1  | 0   | 1   | 10  |
| Team   |                  |       |        |        |        | 0 0 1       |    |    |    |    |     |     |     |
| Totals |                  |       | 27-59  | 8-21   | 7-11   | 15 17 32    | 21 | 69 | 15 | 11 | 4   | 3   | 200 |

FG % 1st Half: 14-30 46.7% 2nd half: 13-29 44.8% Game: 27-59 45.8%  
3FG % 1st Half: 5-13 38.5% 2nd half: 3-8 37.5% Game: 8-21 38.1%  
FT % 1st Half: 4-6 66.7% 2nd half: 3-5 60.0% Game: 7-11 63.6%

WKU 83 • 5-1

| ## | Player |
|----|--------|
|----|--------|

# GAME 8

Nov. 29, 2019 • #2 Louisville 71, WKU 54  
Bridgestone Arena • Nashville, Tenn.



Official Basketball Box Score - Final  
Louisville at Western Ky.  
11/29/2019 Bridgestone Arena, Nashville, Tenn.  
2019-20 Men's Basketball

Game Time: 4:00 PM  
Game Duration: 1:58  
Attendance: 12,993

Officials: Michael Stephens, Tony Henderson, A.J. Desai

Louisville - 71

Record: 7-0

| NO.    | Name              | Min     | FG<br>M-A | 3P<br>M-A | FT<br>M-A | Rebounds<br>OR DR TOT | Fouls<br>PF FD | TP    | AS | TO | ST | Blocks<br>BS BA | + | - |
|--------|-------------------|---------|-----------|-----------|-----------|-----------------------|----------------|-------|----|----|----|-----------------|---|---|
| 24     | Dwayne Sutton     | F 32:41 | 6-10      | 2-4       | 1-2       | 4 3 7                 | 1 1 1          | 15    | 0  | 0  | 0  | 0 2 14          |   |   |
| 33     | Jordan Nwora      | F 33:31 | 8-15      | 4-9       | 5-5       | 2 3 5                 | 2 4 2          | 25    | 0  | 6  | 0  | 0 0 22          |   |   |
| 23     | Steven Enoch      | C 18:52 | 2-5       | 0-0       | 2-3       | 1 2 3                 | 2 3 6          | 1     | 0  | 1  | 0  | 0 0 7           |   |   |
| 2      | Darius Perry      | G 17:55 | 3-5       | 0-2       | 0-0       | 0 2 2                 | 2 0 6          | 2     | 3  | 2  | 0  | 0 0 7           |   |   |
| 30     | Ryan McMahon      | G 30:01 | 1-5       | 1-4       | 0-0       | 0 2 2                 | 1 1 3          | 1     | 0  | 1  | 0  | 0 0 23          |   |   |
| 0      | Lamar Kimble      | 18:56   | 0-1       | 0-0       | 4-4       | 0 2 2                 | 0 2 4          | 4     | 2  | 0  | 0  | 0 0 13          |   |   |
| 5      | Malik Williams    | 17:59   | 2-5       | 0-2       | 4-4       | 2 7 9                 | 2 3 8          | 1     | 0  | 1  | 0  | 0 0 13          |   |   |
| 10     | Samuel Williamson | 09:45   | 1-3       | 0-0       | 0-0       | 2 2 4                 | 2 0 2          | 0     | 1  | 1  | 1  | 2 -1            |   |   |
| 13     | David Johnson     | 08:36   | 0-1       | 0-0       | 0-0       | 0 1 1                 | 3 0 0          | 1     | 0  | 0  | 0  | 0 1 -2          |   |   |
| 20     | Josh Nickelberry  | 05:26   | 0-2       | 0-1       | 2-2       | 1 0 1                 | 1 0 2          | 0     | 0  | 0  | 0  | 0 0 -5          |   |   |
| 11     | Quinn Slazinski   | 03:09   | 0-0       | 0-0       | 0-0       | 0 0 0                 | 0 0 0          | 0     | 1  | 0  | 0  | 0 0 -3          |   |   |
| 22     | Aidan Igleh       | 03:09   | 0-0       | 0-0       | 0-0       | 0 1 1                 | 0 0 0          | 0     | 0  | 0  | 0  | 0 0 -3          |   |   |
| Team   |                   |         | 23-52     |           |           | 7-22                  | 18-20          | 0 2 2 | 0  | 1  | 0  | 1 5 17          |   |   |
| Totals |                   |         | 23-52     |           |           | 7-22                  | 18-20          | 0 2 2 | 0  | 1  | 0  | 1 5 17          |   |   |

Technical Fouls: NONE

Western Ky. - 54

Record: 6-2

| NO.    | Name                  | Min     | FG<br>M-A | 3P<br>M-A | FT<br>M-A | Rebounds<br>OR DR TOT | Fouls<br>PF FD | TP     | AS  | TO | ST | Blocks<br>BS BA | + | -   |
|--------|-----------------------|---------|-----------|-----------|-----------|-----------------------|----------------|--------|-----|----|----|-----------------|---|-----|
| 2      | Jared Savage          | F 34:13 | 0-7       | 0-4       | 4-4       | 1 3 4                 | 4 2 4          | 0      | 1   | 0  | 1  | 0               | 0 | -15 |
| 22     | Carson Williams       | F 22:07 | 1-2       | 0-0       | 0-0       | 0 1 1                 | 4 1 2          | 3      | 0   | 0  | 0  | 0               | 0 | -5  |
| 23     | Charles Bassey        | C 35:57 | 6-15      | 0-1       | 2-2       | 3 6 9                 | 2 1 14         | 1      | 1   | 2  | 1  | 0               | 0 | -11 |
| 5      | Camron Justice        | G 32:23 | 2-7       | 1-5       | 1-2       | 0 1 1                 | 0 2 6          | 1      | 4   | 1  | 1  | 1               | 1 | -9  |
| 11     | Taveion Hollingsworth | G 36:59 | 6-13      | 0-5       | 4-4       | 1 3 4                 | 0 7 16         | 0      | 3   | 2  | 0  | 0               | 0 | -9  |
| 3      | Jordan Rawls          | 17:56   | 3-7       | 0-2       | 0-0       | 0 0 0                 | 0 0 0          | 6      | 1   | 0  | 0  | 0               | 0 | -12 |
| 4      | Josh Anderson         | 18:15   | 2-2       | 0-0       | 2-2       | 1 2 3                 | 1 2 6          | 1      | 0   | 0  | 2  | 0               | 0 | -12 |
| 14     | Matt Horton           | 02:10   | 0-1       | 0-0       | 0-0       | 0 0 1                 | 2 0 0          | 0      | 1   | 0  | 0  | 0               | 0 | -7  |
| Team   |                       |         |           |           |           | 1 1 2                 | 2              |        | 0   | 0  | 0  |                 |   |     |
| Totals |                       | 20-54   | 1-17      | 13-14     | 8 17 25   | 15 15                 | 54             | 6 11 5 | 5 1 | 5  | 1  | -17             |   |     |

Technical Fouls: NONE

|                  |               | LOU           | WKU |
|------------------|---------------|---------------|-----|
| Biggest lead     | 21 (2nd 3:58) | 0 (1st 20:00) |     |
| Best Scoring Run | 9 (1st 16:36) | 6 (1st 7:09)  |     |
| Lead Changes     | 0             |               |     |
| Times Tied       | 0             |               |     |
| Time with Lead   | 39:05         | 00:00         |     |

Points from LOU WKU

Turnovers 11 18

Paint 26 26

Second Chance 16 6

Fast Breaks 6 9

Bench 16 12

Period by Period Scoring

1st 2nd TOT

LOU 37 34 71

WKU 23 31 54

# GAME 9

Dec. 3, 2019 • Wright State 76, WKU 74  
Nutter Center • Dayton, Ohio



Official Basketball Box Score - Game Totals - Final Statistics  
WKU vs Wright State  
12/3/19 7:00 PM at Nutter Center



WKU 74 • 6-3

|        |                    | Total  | 3-Ptr  | Rebounds | Off | Def | Tot | PF | TP | A | TO | Blk | Stl | Min |
|--------|--------------------|--------|--------|----------|-----|-----|-----|----|----|---|----|-----|-----|-----|
| ##     | Player             | FG-FGA | FG-FGA | FT-FTA   | Off | Def | Tot | PF | TP | A | TO | Blk | Stl | Min |
| 02     | SAVAGE, Jared      | * 3-7  | 2-4    | 0-0      | 2   | 4   | 6   | 3  | 8  | 3 | 2  | 1   | 0   | 36  |
| 05     | JUSTICE, Camron    | * 6-13 | 3-5    | 2-2      | 0   | 6   | 6   | 3  | 17 | 0 | 1  | 0   | 1   | 32  |
| 11     | HOLLINGSWORTH, T.  | * 7-13 | 0-1    | 1-3      | 0   | 2   | 2   | 1  | 15 | 2 | 4  | 0   | 0   | 37  |
| 22     | WILLIAMS, Carson   | * 4-7  | 0-1    | 0-0      | 1   | 5   | 6   | 3  | 8  | 0 | 1  | 0   | 2   | 31  |
| 23     | BASSEY, Charles    | * 9-17 | 0-1    | 1-2      | 2   | 7   | 9   | 4  | 19 | 1 | 3  | 3   | 0   | 25  |
| 03     | RAWLS, Jordan      | * 2-4  | 0-0    | 0-0      | 0   | 0   | 0   | 0  | 4  | 0 | 2  | 0   | 0   | 10  |
| 04     | ANDERSON, Josh     | * 1-4  | 1-3    | 0-0      | 0   | 3   | 3   | 4  | 3  | 2 | 2  | 2   | 2   | 26  |
| 10     | GAMBRELL, Jeremiah | * 0-0  | 0-0    | 0-0      | 0   | 0   | 0   | 0  | 0  | 0 | 0  | 0   | 0   | 3   |
| Team   |                    |        |        |          |     |     |     |    |    |   |    |     |     |     |
| Totals |                    | 32-65  | 6-15   | 4-7      | 5   | 30  | 35  | 18 | 74 | 8 | 15 | 6   | 5   | 200 |

FG % 1st Half: 16-34 47.1% 2nd half: 16-31 51.6% Game: 32-65 49.2% Deadball Rebounds 1  
3FG % 1st Half: 2-8 25.0% 2nd half: 4-7 57.1% Game: 6-15 40.0%  
FT % 1st Half: 2-4 50.0% 2nd half: 2-3 66.7% Game: 4-7 57.1%

Wright State 76 • 7-2

|        |                | Total  | 3-Ptr  | Rebounds | Off | Def | Tot | PF | TP | A  | TO | Blk | Stl | Min |
|--------|----------------|--------|--------|----------|-----|-----|-----|----|----|----|----|-----|-----|-----|
| ##     | Player         | FG-FGA | FG-FGA | FT-FTA   | Off | Def | Tot | PF | TP | A  | TO | Blk | Stl | Min |
| 00     | Hall,Jaylon    | * 0-8  | 0-3    | 4-4      | 2   | 5   | 7   | 2  | 4  | 4  | 2  | 0   | 2   | 28  |
| 01     | Wampler,Bill   | * 7-14 | 3-6    | 5-5      | 2   | 1   | 3   | 2  | 22 | 2  | 0  | 1   | 0   | 34  |
| 02     | Holden,Tanner  | * 1-4  | 0-0    | 1-1      | 2   | 4   | 6   | 0  | 3  | 1  | 3  | 0   | 0   | 22  |
| 21     | Basile,Grant   | * 5-10 | 0-2    | 2-4      | 1   | 9   | 10  | 3  | 12 | 1  | 4  | 2   | 3   | 32  |
| 31     | Gentry,Cole    | * 8-10 | 1-2    | 0-0      | 0   | 3   | 3   | 0  | 17 | 1  | 0  | 0   | 2   | 33  |
| 03     | Ash,Jordan     | * 2-5  | 0-1    | 0-1      | 2   | 0   | 2   | 1  | 4  | 1  | 1  | 0   | 0   | 13  |
| 05     | Potter,Skyelar | * 2-5  | 1-4    | 1-4      | 0   | 6   | 6   | 3  | 6  | 0  | 1  | 0   | 0   | 19  |
| 10     | Calvin,Trey    | * 3-7  | 1-5    | 1-1      | 0   | 0   | 0   | 0  | 8  | 1  | 1  | 0   | 0   | 16  |
| 23     | Manns,James    | * 0-2  | 0-2    | 0-0      | 0   | 0   | 0   | 0  | 0  | 0  | 0  | 0   | 0   | 3   |
| Team   |                |        |        |          |     |     |     |    |    |    |    |     |     |     |
| Totals |                | 28-65  | 6-25   | 14-20    | 10  | 30  | 40  | 11 | 76 | 11 | 12 | 3   | 7   | 200 |

FG % 1st Half: 14-37 37.8% 2nd half: 14-28 50.0% Game: 28-65 43.1% Deadball Rebounds 3  
3FG % 1st Half: 3-15 20.0% 2nd half: 3-10 30.0% Game: 6-25 24.0%  
FT % 1st Half: 3-3 100.0 2nd half: 11-17 64.7% Game: 14-20 70.0%

Officials: Andy O'Brien, King Whetstone, Luke Schurmer  
Technical fouls: WKU-None, Wright State-None.  
Attendance: 3178

| Score by periods | 1st | 2nd | Total |
|------------------|-----|-----|-------|
| WKU              | 36  | 38  | 74    |
| Wright State     | 34  | 42  | 76    |

| Points | In Paint | Off T/O | 2nd Chance | Fast Break | Bench |
|--------|----------|---------|------------|------------|-------|
| WKU    | 30       | 17      | 2          | 2          | 7     |
| WSU    | 38       | 17      | 9          | 4          | 18    |

Last FG - WKU 2nd-01:36, WSU 2nd-01:15.  
Largest lead - WKU by 10 1st-04:31; WSU by 9 2nd-04:44.  
WKU led for 26:43. WSU led for 10:38. Game was tied for 02:39.

Score tied - 2 times.  
Lead changed - 7 times.

## 2019-20 OVERALL SEASON STATISTICS

### Game Records

| Record         | Overall | Home | Away | Neutral |
|----------------|---------|------|------|---------|
| ALL GAMES      | 6-3     | 3-0  | 1-1  | 2-2     |
| CONFERENCE     | 0-0     | 0-0  | 0-0  | 0-0     |
| NON-CONFERENCE | 6-3     | 3-0  | 1-1  | 2-2     |

### Score by Periods

| Team        | 1st | 2nd | OT | TOT |
|-------------|-----|-----|----|-----|
| Western Ky. | 348 | 368 | 0  | 716 |
| Opponents   | 292 | 341 | 0  | 633 |

### Team Box Score

| No.       | Player                 |       |        |      | Total   |      | 3-Point |      | F-Throw |       | Rebounds |     |     |      |     |    |     |     |     |     |     |      |  |  |
|-----------|------------------------|-------|--------|------|---------|------|---------|------|---------|-------|----------|-----|-----|------|-----|----|-----|-----|-----|-----|-----|------|--|--|
|           |                        | GP-GS | MIN    | AVG  | FG-FGA  | FG%  | 3FG-FGA | 3FG% | FT-FTA  | FT%   | OFF      | DEF | TOT | AVG  | PF  | DQ | A   | TO  | BLK | STL | PTS | AVG  |  |  |
| 23        | BASSEY, Charles        | 9-9   | 259:13 | 28.8 | 53-101  | .525 | 2-12    | .167 | 35-45   | .778  | 24       | 62  | 86  | 9.6  | 24  | 0  | 12  | 19  | 15  | 8   | 143 | 15.9 |  |  |
| 5         | JUSTICE, Camron        | 9-9   | 283:14 | 31.5 | 40-92   | .435 | 24-56   | .429 | 17-23   | .739  | 1        | 23  | 24  | 2.7  | 14  | 0  | 19  | 22  | 1   | 5   | 121 | 13.4 |  |  |
| 11        | HOLLINGSWORTH, Taveion | 9-9   | 289:23 | 32.2 | 39-77   | .506 | 3-14    | .214 | 31-39   | .795  | 6        | 29  | 35  | 3.9  | 14  | 0  | 27  | 29  | 0   | 9   | 112 | 12.4 |  |  |
| 22        | WILLIAMS, Carson       | 9-9   | 269:02 | 29.9 | 41-64   | .641 | 4-10    | .400 | 19-25   | .760  | 15       | 28  | 43  | 4.8  | 13  | 0  | 17  | 17  | 3   | 8   | 105 | 11.7 |  |  |
| 2         | SAVAGE, Jared          | 9-9   | 265:56 | 29.5 | 27-65   | .415 | 15-43   | .349 | 18-20   | .900  | 9        | 35  | 44  | 4.9  | 21  | 0  | 15  | 9   | 10  | 6   | 87  | 9.7  |  |  |
| 3         | RAWLS, Jordan          | 9-0   | 171:21 | 19.0 | 27-47   | .574 | 10-20   | .500 | 2-2     | 1.000 | 1        | 7   | 8   | 0.9  | 6   | 0  | 16  | 15  | 0   | 6   | 66  | 7.3  |  |  |
| 4         | ANDERSON, Josh         | 9-0   | 175:54 | 19.5 | 13-29   | .448 | 4-10    | .400 | 25-31   | .806  | 4        | 18  | 22  | 2.4  | 21  | 0  | 10  | 15  | 10  | 11  | 55  | 6.1  |  |  |
| 10        | GAMBRELL, Jeremiah     | 6-0   | 26:41  | 4.4  | 4-8     | .500 | 3-7     | .429 | 2-2     | 1.000 | 0        | 2   | 2   | 0.3  | 0   | 0  | 0   | 0   | 0   | 0   | 13  | 2.2  |  |  |
| 14        | HORTON, Matt           | 5-0   | 33:22  | 6.7  | 4-6     | .667 | 0-0     | .000 | 0-2     | .000  | 3        | 7   | 10  | 2.0  | 6   | 0  | 2   | 2   | 4   | 2   | 8   | 1.6  |  |  |
| 50        | COZART, Isaiah         | 5-0   | 18:29  | 3.7  | 3-6     | .500 | 0-0     | .000 | 0-0     | .000  | 2        | 6   | 8   | 1.6  | 5   | 0  | 0   | 1   | 2   | 1   | 6   | 1.2  |  |  |
| 12        | HARLAN, Jackson        | 4-0   | 05:25  | 1.4  | 0-1     | .000 | 0-1     | .000 | 0-0     | .000  | 0        | 0   | 0   | 0.0  | 1   | 0  | 1   | 0   | 0   | 0   | 0   | 0.0  |  |  |
| 15        | MURPHY, Patrick        | 4-0   | 01:60  | 0.5  | 0-0     | .000 | 0-0     | .000 | 0-0     | .000  | 0        | 1   | 1   | 0.3  | 0   | 0  | 0   | 2   | 0   | 0   | 0   | 0.0  |  |  |
| Team      |                        |       |        |      |         |      |         |      |         |       | 8        | 22  | 30  |      |     |    |     | 3   |     |     |     |      |  |  |
| Total     |                        | 9     |        |      | 251-496 | .506 | 65-173  | .376 | 149-189 | .788  | 73       | 240 | 313 | 34.8 | 125 | 0  | 119 | 134 | 45  | 56  | 716 | 79.6 |  |  |
| Opponents |                        | 9     |        |      | 240-563 | .426 | 65-211  | .308 | 88-122  | .721  | 103      | 192 | 295 | 32.8 | 167 | -  | 105 | 117 | 18  | 52  | 633 | 70.3 |  |  |

### Team Statistics

|                        | WestKy         | OPP            |
|------------------------|----------------|----------------|
| <b>Scoring</b>         | <b>716</b>     | <b>633</b>     |
| Points per game        | 79.6           | 70.3           |
| Scoring margin         | +9.3           | -              |
| <b>Field goals-att</b> | <b>251-496</b> | <b>240-563</b> |
| Field goal pct         | .506           | .426           |
| <b>3 point fg-att</b>  | <b>65-173</b>  | <b>65-211</b>  |
| 3-point FG pct         | .376           | .308           |
| 3-pt FG made per game  | 7.2            | 7.2            |
| <b>Free throws-att</b> | <b>149-189</b> | <b>88-122</b>  |
| Free throw pct         | .788           | .721           |
| F-Throws made per game | 16.6           | 9.8            |
| <b>Rebounds</b>        | <b>313</b>     | <b>295</b>     |
| Rebounds per game      | 34.8           | 32.8           |
| Rebounding margin      | +2.0           | -              |
| <b>Assists</b>         | <b>119</b>     | <b>105</b>     |
| Assists per game       | 13.2           | 11.7           |
| <b>Turnovers</b>       | <b>134</b>     | <b>117</b>     |
| Turnovers per game     | 14.9           | 13.0           |
| Turnover margin        | -1.9           | -              |
| Assist/turnover ratio  | 0.9            | 0.9            |
| <b>Steals</b>          | <b>56</b>      | <b>52</b>      |
| Steals per game        | 6.2            | 5.8            |
| <b>Blocks</b>          | <b>45</b>      | <b>18</b>      |
| Blocks per game        | 5.0            | 2.0            |
| <b>Winning streak</b>  | <b>0</b>       | <b>-</b>       |
| Home win streak        | 3              | -              |
| <b>Attendance</b>      | <b>13882</b>   | <b>9004</b>    |
| Home games-Avg/Game    | 3-4627         | 2-4502         |
| Neutral site-Avg/Game  | -              | 4-4434         |

### Team Results

| Date     | Opponent         |   | Score  | Att.  |
|----------|------------------|---|--------|-------|
| 11/05/19 | Tennessee Tech   | W | 76-64  | 4841  |
| 11/09/19 | Austin Peay      | W | 97-75  | 4907  |
| 11/15/19 | at Eastern Ky.   | W | 79-71  | 5826  |
| 11/18/19 | Campbellsville   | W | 109-66 | 4134  |
| 11/22/19 | vs Bowling Green | L | 75-77  | 1924  |
| 11/23/19 | vs Illinois St.  | W | 83-69  | 2024  |
| 11/25/19 | vs Fordham       | W | 69-64  | 924   |
| 11/29/19 | vs Louisville    | L | 54-71  | 12863 |
| 12/03/19 | at Wright St.    | L | 74-76  | 3178  |



# RADIO/TV GUIDE



**2 | Jared Savage**  
R-Sr. | G/F | 6-5 | 205



**3 | Jordan Rawls**  
Fr. | G | 6-1 | 165



**4 | Josh Anderson**  
Jr. | G | 6-6 | 195



**5 | Camron Justice**  
Gr-Sr. | G | 6-3 | 185



**10 | Jeremiah Gambrell**  
R-Fr. | G | 6-2 | 180



**11 | Taveion Hollingsworth**  
Jr. | G | 6-2 | 165



**12 | Jackson Harlan**  
Fr. | G | 6-3 | 190




**14 | Matt Horton**  
Sr. | F | 6-11 | 230



**15 | Patrick Murphy**  
R-Jr. | G | 6-5 | 180



**21 | Kenny Cooper**  
Sr. | G | 6-0 | 190



**22 | Carson Williams**  
R-Jr. | F | 6-5 | 230



**23 | Charles Bassey**  
So. | C | 6-11 | 230



**50 | Isaiah Cozart**  
Fr. | F | 6-7 | 225