

# Ole Miss

## BASKETBALL

2019-20 GAME NOTES | MBB Contact: Adam Kuffner | kuffner@olemiss.edu | Cell: 662-816-0497 | Office: 662-915-7031

OleMissSports.com | OleMissGameday.com | @OleMissMBB | OleMissMBB | OleMissMBB



### 2019-20 SCHEDULE

Date	Opponent [TV]	Time/Result
11/4	MISSISSIPPI COLLEGE (EXH.)	W, 69-43
11/8	ARKANSAS STATE [SECN+]	W, 71-43
11/12	NORFOLK STATE [SECN+]	W, 68-55
11/15	WESTERN MICHIGAN [SECN+]	W, 85-58
11/19	SEATTLE [SECN+]	W, 65-52
11/23	at #16/20 Memphis [ESPN3]	L, 86-87
11/27	vs. Penn St. ^ [ESPN2]	W, 74-72
11/29	vs. Oklahoma State [ESPN2]	L, 37-78
12/3	#24/24 BUTLER [SEC Network]	L, 58-67
12/7	CSU BAKERSFIELD [SECN+]	W, 83-67
12/14	MIDDLE TENNESSEE [SEC Network]	W, 82-64
12/21	vs. Southeastern Louisiana@ [SECN+]	W, 83-76
12/29	TENNESSEE TECH [SECN+]	W, 80-63
1/4	at #24/23 Wichita State [ESPNU]	L, 54-74
1/7	at Texas A&M* [SEC Network]	L, 47-57
1/11	ARKANSAS* [SEC Network]	5 PM
1/14	at Florida* [ESPN2]	6 PM
1/18	LSU* [ESPN2]	7 PM
1/21	at Tennessee* [SEC Network]	8 PM
1/25	at Georgia* [SEC Network]	4:30 PM
1/28	AUBURN* [ESPN/ESPNU]	8 PM
2/1	at LSU* [ESPN/ESPN2/ESPNU]	11 AM
2/5	SOUTH CAROLINA* [SEC Network]	6 PM
2/8	FLORIDA* [ESPN/ESPN2]	1 PM
2/11	MSU* [ESPN/ESPN2/ESPNU/SECN]	6 PM
2/15	at Kentucky* [ESPN/ESPN2/ESPNU]	1 PM
2/18	at Missouri* [SEC Network]	7:30 PM
2/22	ALABAMA* [SEC Network]	7:30 PM
2/25	at Auburn* [ESPN/ESPN2/SEC Network]	6 PM
2/29	VANDERBILT* [SEC Network]	12 PM
3/4	MISSOURI* [SEC Network]	8 PM
3/7	at MSU* [SEC Network]	5:30 PM
3/11-15	SEC Tournament&	TBA

### HOME GAME

\* SEC Game | Ranking: AP/USA TODAY Coaches | All Times CT  
^ NIT Tip-Off (Brooklyn, N.Y.)

@ Game at Mississippi Coliseum in Jackson, Miss.  
& SEC Tournament (Nashville, Tenn.)

### OLE MISS STYLE GUIDE

#### NAME

Ole Miss (preferred)  
University of Mississippi  
~~Mississippi~~


#### NICKNAME

Rebels

#### MASCOT



TONY



RV/RV Arkansas

### RAZORBACKS

(12-2, 1-1 SEC)

Head Coach: Eric Musselman

Career: 122-36/5th

At ARK: 12-2/1st

### GAME 15

Date: Saturday, Jan. 11, 2020

Time: 5 p.m. CT

Location: Oxford, Miss.

Arena: The Pavilion at Ole Miss (9,500)

Television: SEC Network

Kevin Fitzgerald, play-by-play

Dane Bradshaw, analyst

Radio: Ole Miss Sports Network

David Kellum, play-by-play

Marc Dukes, analyst

Live Video: ESPN.com/ESPN app

Live Audio: OleMissSports.com/TuneIn app

Series: Arkansas leads 48-33

Last Meeting: March 2, 2019

Arkansas won 74-73

Fayetteville, Ark.



Ole Miss

### REBELS

(9-5, 0-1 SEC)

Head Coach: Kermit Davis





Career: 498-281/25th

At OM: 29-18/2nd

### TIPOFF TIDBITS

- Before the start of the game, David Kellum will be honored for his 30th season as the radio "Voice of the Rebels."
- Ole Miss is one of two SEC teams to play four non-conference Quadrant 1 games, joining Georgia.
- The Rebels have limited opponents to shooting under 30 percent from beyond the arc in 10 of their 14 games, including six contests shooting below 25 percent.
- In each of the past five seasons, Ole Miss has won its first home game of the calendar year, including a perfect 4-0 mark in The Pavilion.
- The Rebels and Razorbacks split the season series last year, each winning on their home floor; the two teams have played twice each of the past three seasons.
- Last season in a soldout Pavilion, No. 18 Ole Miss cruised to an 84-67 victory for their first win as a ranked team in six years; the 17-point win was the Rebels' largest margin of victory in an SEC game since a 20-point win over LSU (Feb. 14, 2017).
- Breein Tyree averaged 21.0 ppg over the two contests against Arkansas last year.
- Breein Tyree is the SEC's leading active scorer with 1,427 career points, which also ranks 16th on the Ole Miss all-time scoring list; Tyree also ranks eighth in Ole Miss history with 174 made three-pointers.
- Breein Tyree has increased his scoring output from non-conference to SEC play in each of his first three seasons.
- Veterans Breein Tyree (17.1 ppg), Devontae Shuler (10.9 ppg), Blake Hinson (10.8 ppg) and KJ Buffen (9.6 ppg) have accounted for 65.3 percent of the team's scoring this season.
- The media predicted the Rebels to finish eighth in the SEC; Ole Miss has finished higher than the preseason projection in seven of the last eight seasons.
- Preseason All-SEC selections Breein Tyree (First Team) and Devontae Shuler (Second Team) combined for 38 of the team's 47 points Tuesday night at Texas A&M.
- In his first NBA start Wednesday, Terence Davis posted his first NBA double-double with career highs in points (23) and rebounds (11) to lead the Raptors to an overtime victory over the Hornets.

### PROJECTED OLE MISS STARTERS

	PTS	REB	AST	STL	FG%	FT%
 <b>G   2   DEVONTAE SHULER</b> 6-2   190   Jr.   Irmo, S.C.	10.9	4.3	4.3	1.6	40.3	60.0
	PTS	REB	AST	STL	FG%	FT%
 <b>G   4   BREEIN TYREE</b> 6-2   195   Sr.   Somerset, N.J.	17.1	3.9	3.0	1.1	40.7	74.6
	PTS	REB	AST	STL	FG%	FT%
 <b>G/F   0   BLAKE HINSON</b> 6-7   229   So.   Deltona, Fla.	10.8	4.6	1.3	0.3	47.4	69.2
	PTS	REB	STL	BLK	FG%	FT%
 <b>F   5   KJ BUFFEN</b> 6-7   225   So.   Gainesville, Ga.	9.6	6.4	1.7	0.8	51.0	65.1
	PTS	REB	STL	BLK	FG%	FT%
 <b>F   3   KHADIM SY</b> 6-10   240   Jr.   Dakar, Senegal	8.9	4.9	0.7	0.87	52.2	66.7

0  
G/F



BLAKE HINSON

6-7 | 229 | So. | Deltona, Fla. | Major: Sports and Rec. Admin.

PTS	REB	AST	STL	FG%	FT%
10.8	4.6	1.3	0.3	47.4	69.2

1  
G



AUSTIN CROWLEY

6-5 | 190 | Fr. | West Point, Miss. | Major: Sports and Rec. Admin.

PTS	REB	AST	STL	FG%	FT%
4.1	1.6	1.6	0.4	44.4	75.0

2  
G



DEVONTAE SHULER

6-2 | 190 | Jr. | Irmo, S.C. | Major: General Studies

PTS	REB	AST	STL	FG%	FT%
10.9	4.3	4.3	1.6	40.3	60.0

3  
G



KHADIM SY

6-10 | 240 | Jr. | Dakar, Senegal | Major: General Studies

PTS	REB	STL	BLK	FG%	FT%
8.9	4.9	0.7	0.87	52.2	66.7

4  
G



BREEIN TYREE

6-2 | 195 | Sr. | Somerset, N.J. | Major: General Studies

PTS	REB	AST	STL	FG%	FT%
17.1	3.9	3.0	1.1	40.7	74.6

5  
G



KJ BUFFEN

6-7 | 225 | So. | Gainesville, Ga. | Major: General Studies

PTS	REB	STL	BLK	FG%	FT%
9.6	6.4	1.7	0.8	51.0	65.1

10  
F



CARLOS CURRY

6-11 | 240 | R-Fr. | Albany, Ga. | Major: General Studies

PTS	REB	STL	BLK	FG%	FT%
0.9	0.8	0.2	0.1	44.4	--

11  
G



FRANCO MILLER JR.

6-3 | 199 | R-Fr. | Freeport, Bahamas | Major: Sports and Rec. Admin.

PTS	REB	AST	STL	FG%	FT%
0.6	1.5	0.6	0.1	15.4	50.0

12  
F



SHON ROBINSON

6-11 | 212 | Fr. | Chicago, Ill. | Major: Freshman Studies

PTS	REB	AST	STL	FG%	FT%
--	--	--	--	--	--

13  
G



BRYCE WILLIAMS

6-2 | 180 | Jr. | Tampa, Fla. | Major: General Studies

PTS	REB	AST	STL	FG%	FT%
3.9	0.5	0.9	0.3	50.0	80.0

14  
F



ANTAVION COLLUM

6-7 | 224 | Fr. | Memphis, Tenn. | Major: Freshman Studies

PTS	REB	AST	STL	FG%	FT%
1.6	1.3	0.2	0.7	28.6	66.7

15  
G/F



LUIS RODRIGUEZ

6-6 | 215 | So. | Los Angeles, Calif. | Major: Sports and Rec. Admin.

PTS	REB	AST	STL	FG%	FT%
5.8	5.2	2.6	1.0	37.5	68.8

23  
F



SAMMY HUNTER

6-9 | 228 | Fr. | Nassau, Bahamas | Major: Sports and Rec. Admin.

PTS	REB	AST	STL	FG%	FT%
3.4	1.8	0.6	0.2	42.5	76.5

33  
G



JOHN MCBRIDE

6-7 | 218 | R-Fr. | Memphis, Tenn. | Major: Accountancy

PTS	REB	AST	STL	FG%	FT%
0.5	0.3	0.0	0.0	20.0	--

34  
G



CONNER MCKAY

5-11 | 182 | Jr. | Baldwin, Miss. | Major: General Studies

PTS	REB	BLK	STL	FG%	FT%
0.0	0.0	0.0	0.0	--	--

LAST GAME:

Recorded two points and three rebounds in 27 minutes

NOTES:

Leads the team in three-point shooting (37.5%) and ranks third in scoring ... Missed first four games ... Scored 23 points in the win over CSU Bakersfield (Dec. 7) ... Started 31 games last year, third most by a freshman in the last 20 years

LAST GAME:

Tallied two points and three rebounds in eight minutes off the bench

NOTES:

Has played in all 14 games, averaging 15.6 minutes per game to lead the bench in playing time ... Scored a career-high 11 points vs. Middle Tennessee (Dec. 14) ... Rated a four-star recruit by 247Sports, ESPN and Rivals

LAST GAME:

Recorded 12 points with five rebounds and team-high six assists

NOTES:

Fifth in the SEC in assist/turnover ratio (1.9) ... Scored 20 points in wins over Arkansas St. (Nov. 8) and Tennessee Tech (Dec. 29) ... Preseason 2nd Team All-SEC (Coaches) ... His 56 steals were most ever by a Rebel sophomore in a single season

LAST GAME:

Tallied three points and three rebounds

NOTES:

Averaging 11.1 ppg over past seven games ... Scored a career-high 20 points vs. SLU (Dec. 21) ... A 4-star forward according to Rivals.com and rated the No. 3 JUCO prospect according to 247Sports ... NJCAA All-American Honorable Mention accolades

LAST GAME:

Scored a game-high 26 points, which included six 3-pointers

NOTES:

Ranks fourth in the SEC in scoring ... Seven 20-point games ... Scored a career-high 34 points with 8 threes vs. Middle Tennessee (Dec. 14), his 3rd career 30-point game ... Ranks 16th in school history with 1,427 points, active leader in the SEC

LAST GAME:

Tallied four rebounds, one assist and one steal in 32 minutes

NOTES:

Leads team in steals, ranked seventh in the SEC ... Paces team in rebounding, 14th in the conference ... One of two Rebels to start all 14 games this season ... Scored a career-high 23 points in the win over Norfolk St. (Nov. 12)

LAST GAME:

Did not play at Texas A&M

NOTES:

Recorded four points and three rebounds in the season opener, his Ole Miss debut ... Redshirted last season ... Averaged a double-double as a high school senior (15 ppg and 10 rpg) ... Earned all-state honorable mention accolades

LAST GAME:

Pulled down a team-high and career-high six rebounds with two assists

NOTES:

Scored four points in the season opener, his Ole Miss debut ... Redshirted last season to recover from a knee injury ... Averaged 25.8 ppg, 6.0 rpg, 5.2 apg and 3.3 spg as a senior at Crestwood Preparatory College in Toronto, Canada

LAST GAME:

Did not play

NOTES:

Will redshirt this season ... Ranked as a four-star prospect and No. 85 nationally in the 2020 class by ESPN, but finished high school in the summer to reclassify and become part of the 2019 class ... Averaged a double-double with 22 ppg and 12 rpg his final year

LAST GAME:

Did not play due to a groin injury, his second straight game missed

NOTES:

Scored a career-high 15 points vs. Penn State (Nov. 27), including the game-winning free throws with 13 seconds left, going 3 for 3 from three and 6 for 6 from the line ... Played in 55 games over two seasons at Daytona State, averaging 14.9 ppg

LAST GAME:

Tallied four points and three rebounds in a career-high 25 minutes

NOTES:

Scored a team-high seven points in the NIT Tip-Off championship game vs. Oklahoma State (Nov. 29) ... A four-star prospect rated as the No. 4 player in Tennessee by ESPN ... Named Class AAA All-State, finalist for Tennessee's Mr. Basketball

LAST GAME:

Did not play at Texas A&M

NOTES:

Started the first five games before suffering a foot injury in shootaround (Nov. 27), ranked second in rebounds and assists at the time ... Scored a career-high 10 points vs. Western Michigan (Nov. 15) ... Played in 25 games last season

LAST GAME:

Tallied two points and two rebounds in seven minutes

NOTES:

Has played in all 14 games, averaging 15.4 minutes per game primarily off the bench ... Scored a career-high eight points vs. Western Michigan (Nov. 15) ... No. 184 prospect according to 247Sports ... Averaged 27.0 ppg and 8.0 rpg as a senior

LAST GAME:

Did not play at Texas A&M

NOTES:

Has played in six games off the bench this season ... Scored the first points of his career, knocking down a three-pointer vs. Tennessee Tech (Dec. 29) ... Walk-on ... Tabbed first team all-state (Division II-AA) by the Tennessee Sports Writers Association

LAST GAME:

Did not play at Texas A&M

NOTES:

Made his Ole Miss debut in the season opener vs. Arkansas State ... Walk-on and practiced with the team last year ... Spent two seasons at Northeast Mississippi Community College, playing in 56 games for the Tigers ... Made 19 starts

**CAREER RECORD AS A HEAD COACH (ALL DIVISIONS):**

498-281 (.639 pct. / 25 seasons)

**CAREER RECORD AS A HEAD COACH (DIVISION I):**

432-256 (.628 pct. / 22 seasons)

**COACHING HONORS**

- 1989 Big Sky Coach of the Year (league)
- 1990 Big Sky Coach of the Year (league)
- 2003 Sun Belt Coach of the Year (league)
- 2008 Sun Belt Coach of the Year (CollegeInsider.com)
- 2010 Sun Belt Coach of the Year (CollegeInsider.com)
- 2012 Sun Belt Coach of the Year (league, CollegeInsider.com)
- 2012 NABC District 24 Coach of the Year
- 2013 Sun Belt Coach of the Year (league, CollegeInsider.com)
- 2016 Daily News Journal Sportsperson of the Year
- 2017 Conference USA Coach of the Year (league)
- 2017 NABC District 11 Coach of the Year
- 2017 TSWA Coach of the Year
- 2019 Jim Phelan Award Finalist (CollegeInsider.com)
- 2019 SEC Coach of the Year (league, AP)

**COACHING CAREER**

Season	School	Position	Record/Postseason
1984-85	Southwest Mississippi CC	Head Coach	17-9
1985-86	Southwest Mississippi CC	Head Coach	22-11
1986-87	Idaho	Assistant Coach	16-14
1987-88	Idaho	Assistant Coach	19-11
1988-89	Idaho	Head Coach	25-6/NCAA First Round
1989-90	Idaho	Head Coach	25-6/NCAA First Round
1990-91	Texas A&M	Head Coach	8-21
1991-92	Chipola	Associate Head Coach	
1992-93	Chipola	Associate Head Coach	
1993-94	Chipola	Head Coach	27-5/State Semifinals
1994-95	Utah State	Associate Head Coach	21-8/NIT
1995-96	Utah State	Associate Head Coach	18-15
1996-97	Idaho	Head Coach	13-17
1997-98	LSU	Associate Head Coach	9-18
1998-99	LSU	Associate Head Coach	12-15
1999-2000	LSU	Associate Head Coach	28-6/NCAA Sweet Sixteen
2000-01	LSU	Associate Head Coach	13-16
2001-02	LSU	Associate Head Coach	19-15/NIT Second Round
2002-03	Middle Tennessee	Head Coach	16-14
2003-04	Middle Tennessee	Head Coach	17-12
2004-05	Middle Tennessee	Head Coach	19-12
2005-06	Middle Tennessee	Head Coach	16-12
2006-07	Middle Tennessee	Head Coach	15-17
2007-08	Middle Tennessee	Head Coach	17-15
2008-09	Middle Tennessee	Head Coach	18-14
2009-10	Middle Tennessee	Head Coach	19-14/CIT First Round
2010-11	Middle Tennessee	Head Coach	16-16
2011-12	Middle Tennessee	Head Coach	27-7/NIT Quarterfinals
2012-13	Middle Tennessee	Head Coach	28-6/NCAA First Four
2013-14	Middle Tennessee	Head Coach	24-9
2014-15	Middle Tennessee	Head Coach	19-17/CIT First Round
2015-16	Middle Tennessee	Head Coach	25-10/NCAA Second Round
2016-17	Middle Tennessee	Head Coach	31-5/NCAA Second Round
2017-18	Middle Tennessee	Head Coach	25-8/NIT Second Round
2018-19	Ole Miss	Head Coach	20-13/NCAA First Round
2019-20	Ole Miss	Head Coach	9-5

**EDUCATION:** Bachelor's (1982); Master's (1984) - Mississippi State**FASTBREAK FACTS ON KERMIT DAVIS**

- Ranks 132nd all-time in career wins and 38th among active head coaches
- One of 63 coaches in college basketball history to take three different schools to the NCAA Tournament
- One of eight active head coaches to be the son of a former Division I head coach
- Nine seasons of 24 or more wins as a head coach
- Nine-time conference coach of the year
- Sixth Ole Miss coach to earn SEC Coach of the Year honors, only the second to do so in his first year
- First coach in Ole Miss history to win his first three SEC games
- Second coach in Ole Miss history to win 13 of his first 15 games as the Rebels' head coach
- Third coach in Ole Miss history to win 20 games in his first season as head coach
- Winningest head coach in Middle Tennessee history
- Winningest head coach in Sun Belt Conference history
- Coached Middle Tennessee to 179 wins in the last seven seasons, the most by any school in the state of Tennessee during that span
- Won nine conference championships (seven regular season, two conference tournaments) at Middle Tennessee over the past nine seasons
- During 2017-18 season, led the Blue Raiders to a nation-best 12 road wins as Middle Tennessee went 12-2 in true road games
- Coached one of the biggest upsets in NCAA Tournament history, leading No. 15 seed Middle Tennessee to a win over No. 2 seed Michigan State in the 2016 NCAA Tournament
- One year later, led Middle Tennessee back to the NCAA Tournament as a No. 12 seed, where they beat No. 5 seed Minnesota
- Other wins over Power 5 schools include Auburn, Ole Miss, Tennessee, UCLA and Vanderbilt
- As a head coach, has led his teams to 14 conference championships (10 regular season, four conference tournaments)
- Serving as associate head coach, helped Utah State and LSU earn conference titles; took LSU to the Sweet 16 to conclude a 28-6 campaign
- Inducted into the Southwest Mississippi College Hall of Fame in October 2018
- Youngest Division I head coach in the nation at Idaho at age 28
- Youngest junior college coach in the nation at Southwest Mississippi at age 24
- He and his wife Betty have two daughters, Ally and Claire





## OLE MISS QUICK FACTS

**Name**...Ole Miss (The University of Mississippi)  
**Nickname**..... Rebels  
**Location**..... Oxford, Mississippi  
**Founded**..... November 6, 1848  
**Enrollment**..... 23,090  
**School Colors**..... Cardinal Red and Navy Blue  
**Mascot**..... Tony the Landshark  
**Chancellor**..... Dr. Glen Boyce  
**Faculty Representative**..... Dr. Ron Rychlak  
**Athletics Director**..... Keith Carter  
**Conference**..... Southeastern (SEC)  
**2018-19 Record**..... 20-13  
**SEC Record/Finish**..... 10-8/6th SEC  
**Postseason**..... NCAA First Round  
**Lettermen Returning/Lost**..... 5/7  
**Starters Returning/Lost**..... 3/2  
**Newcomers**..... 7

## MEDIA SERVICES

## CREDENTIALS

Please contact the Athletics Communications Office for game credentials. Requests for credentials should be emailed to Adam Kuffner (kuffner@olemiss.edu) and will be limited to working members of the media. Credentials will be held at the will-call table located at the media entrance on the southwest corner of The Pavilion at Ole Miss.

Priority will be given to media representatives that cover Ole Miss Basketball on a regular basis. Credentials are non-transferable. Unauthorized use is strictly prohibited.

## INTERVIEW POLICY

All interview requests — coaches and players — **MUST** be coordinated through the Communications Office. During the week, head coach Kermit Davis and Rebel players will generally be available for interviews at the Tuohy Center or The Pavilion before practice on Mondays, unless arranged otherwise. Please email or text your player requests to Adam Kuffner by 1 p.m. of the day prior to interviews. There will be no gameday player interviews until after the game.

## PRACTICE POLICY

Some Ole Miss basketball practices may be opened to the media. If you would like to attend, contact Adam Kuffner for availability and more information.

## WEEKLY TELECONFERENCE

The Southeastern Conference conducts teleconferences 2-3 times per season with all 14 men's basketball head coaches beginning in January and running through the end of the season. Contact the SEC Media Relations office or the Ole Miss Athletics Communications office for dates and times.

## PARKING

Media parking is located in the garage or at the Ole Miss Track Complex. Media members should request parking in advance. Media members that attend practices, press conferences and other on-campus events during the week should make arrangements with campus parking by visiting [olemiss.edu/parking/media.html](http://olemiss.edu/parking/media.html).

## POSTGAME INTERVIEWS

Both team locker rooms are CLOSED to the media following the game, by facility policy. Visiting coach and player interviews will address the media in the media workroom following a cooling off period approximately 10 minutes after the game. Ole Miss head coach Kermit Davis and selected Ole Miss players will address the media following the visiting team.

## NON-CONFERENCE RECAP

Ole Miss finished its non-conference slate with a 9-4 record, winning at least nine non-conference regular season games for the 21st time in the past 23 seasons. However, it didn't come easy. The Rebels faced five teams that were ranked in the top 25 at one point this season. Ole Miss joined Georgia as the only two SEC teams to play four Quadrant 1 contests out of conference. Ole Miss' marquee non-conference victory was a remarkable comeback over Penn State in the NIT Tip-Off (Nov. 27). The Rebels erased a 21-point second half deficit, grabbing the lead in the final minute for a 74-72 victory. The Nittany Lions are currently 23rd in the NET and No. 21 in the national polls.

## SEC LEADERS

- The Rebels rank second in the SEC in assist/turnover ratio (1.2)
- Ole Miss ranks third in assists (15.6) and three-point field goal percentage defense (28.8).
- Breein Tyree ranks fourth in scoring (17.1 ppg); he is the SEC's active leader in career points (1,427).
- Devontae Shuler ranks fifth in assist/turnover ratio (1.9).

## SCOUTING ARKANSAS

Arkansas enters Saturday's matchup with a 12-2 record, including 1-1 in SEC play. The Razorbacks beat Texas A&M at home last weekend (Jan. 4) before falling to LSU on the road Wednesday (Jan. 8). Arkansas is 2-2 on the road this season. The Razorbacks are the nation's best in defending the three, holding opponents to a 22.6 percent clip. The Arkansas defense also leads the SEC in steals (9.5 per game), turnover margin (+5.1) and turnovers forced (17.9 per game). All marks rank top 20 nationally. Mason Jones (19.8 ppg) and Isaiah Joe (17.1 ppg) make up the second-highest scoring duo in the SEC. Jones, a junior guard, also leads Arkansas in rebounds (6.1 per game), assists (2.8 per game) and steals (1.9 per game). He ranks second in the SEC and 12th nationally in free throw shooting, making 91.6 percent (76 of 83) of his attempts. The Rebels will have to continue their strong three-point defense against Joe, who attempts nearly 12 three-pointers per game (fifth in the country) and makes 34.2 percent of them (3.7 per game). Eric Musselman is in his first season as head coach of the Razorbacks after spending the last four seasons at Nevada.

## COMPARING THE TEAMS

Statistic	Ole Miss	Arkansas
Scoring Offense	69.5	74.5
Scoring Defense	65.2	61.1
Scoring Margin	+4.3	+13.4
Field Goal Pct.	.437	.444
Opp. Field Goal Pct.	.428	.392
3-Point Pct.	.328	.311
Opp. 3-Point Pct.	.288	.226
Free Throw Pct.	.695	.757
Rebounds Per Game	35.3	33.6
Opp. Rebounds Per Game	33.4	38.2
Rebound Margin	+1.9	-4.6
Assists Per Game	15.6	12.6
Turnovers Per Game	13.4	12.7
Opp. Turnovers Per Game	14.4	17.9
Turnover Margin	+0.9	+5.1
Steals Per Game	7.4	9.5
Blocks Per Game	2.7	4.9

## OLE MISS REBEL ROSTER

No.	Name	Pos.	Ht.	Wt.	Yr.	Hometown (High School/Other School)
0	Blake Hinson	G/F	6-7	229	So.	Deltona, Fla. (Sunrise Christian Academy (Kan.))
1	Austin Crowley	G	6-5	190	Fr.	West Point, Miss. (Sunrise Christian Academy (Kan.))
2	Devontae Shuler	G	6-2	190	Jr.	Irmo, S.C. (Oak Hill Academy)
3	Khadim Sy	F	6-10	240	Jr.	Dakar, Senegal (Daytona State)
4	Breein Tyree	G	6-2	195	Sr.	Somerset, N.J. (St. Joseph HS)
5	KJ Buffen	F	6-7	225	So.	Gainesville, Ga. (Gainesville)
10	Carlos Curry	F	6-11	240	R-Fr.	Albany, Ga. (Dougherty Comprehensive)
11	Franco Miller Jr.	G	6-3	199	R-Fr.	Freeport, Bahamas (Crestwood Prep (Canada))
12	Shon Robinson	F	6-11	212	Fr.	Chicago, Ill. (Eduprize (Ariz.))
13	Bryce Williams	G	6-2	180	Jr.	Tampa, Fla. (Daytona State)
14	Antavion Collum	F	6-7	224	Fr.	Memphis, Tenn. (Bartlett)
15	Luis Rodriguez	G/F	6-6	215	So.	Los Angeles, Calif. (Woodstock Academy (Conn.))
23	Sammy Hunter	F	6-9	228	Fr.	Nassau, Bahamas (B.C. Christian Academy (Canada))
24	Jarkel Joiner*	G	6-1	180	Jr.	Oxford, Miss. (CSU Bakersfield)
33	John McBride	G	6-7	218	R-Fr.	Memphis, Tenn. (Memphis University School)
34	Conner McKay	G	5-11	182	Jr.	Baldwyn, Miss. (Northeast Mississippi C.C.)

\*Will sit out 2019-20 season due to NCAA transfer rules

## Head Coach:

Kermit Davis (Mississippi State, 1982), Second Season

## Assistant Coaches:

Win Case (University of Science and Arts of Oklahoma, 1986), Second Season

Ronnie Hamilton (Duke, 2002), Second Season

Levi Watkins (NC State, 2005), Second Season

**Coordinator of Basketball Operations:** Thomas Gray

## PRONUNCIATIONS

KJ BUFFEN	BUFF-en
ANTAVION Collum	an-TAY-vee-on
Austin CROWLEY	CROW-lee
DEVONTAE SHULER	duh-VON-tay SHOO-ler
KHADIM SY	huh-DEEM SEE

## SERIES HISTORY

Saturday's game will be the 82nd meeting between the two schools, with the Razorbacks holding an all-time series lead of 48-33. The series began in 1937 and Arkansas won 32 of the first 38 meetings, but Ole Miss has won 27 of the last 43 meetings and 12 of the last 20. The Rebels are 2-1 against Arkansas in The Pavilion at Ole Miss. The two teams have played twice in each of the past three seasons, but Saturday's contest in The Pavilion is the only scheduled matchup this year. The Rebels and Razorbacks split last season's series with each team protecting their home floor.

## LAST SEASON'S SPLIT

**Game 1 (Oxford, Miss.) - No. 18 Ole Miss 84, Arkansas 67:** First, No. 18 Ole Miss jumped out to a 7-0 lead and never looked back, cruising to an 84-67 wire-to-wire win over Arkansas (Jan. 19, 2019). After their 10-game winning streak was snapped to hand them their first SEC loss earlier in the week, the Rebels bounced back with a convincing victory in front of a sellout crowd at The Pavilion. Ole Miss caused havoc on defense, converting 17 turnovers (13 steals) into 22 points. The Razorbacks were limited to a 36.7 percent (11 of 30) clip in the second half, and 6 of 23 (26.1 percent) from three throughout the entire game. The Rebels also controlled the paint 44-28, holding Arkansas leading scorer Daniel Gafford to a then-season-low nine points. Ole Miss had balanced scoring with four Rebels in double figures. **Breein Tyree** tallied a game-high 22 points, scoring 11 in each half. The junior guard was 7 of 15 from the floor and made all six of his free throw attempts. Terence Davis stuffed the stat sheet with 18 points, nine rebounds, seven assists and five steals. The 17-point win was the team's largest margin of victory in SEC play since 2017.

**Game 2 (Fayetteville, Ark.) - Arkansas 74, Ole Miss 73:** Two months later in Bud Walton Arena (March 2, 2019), a Jalen Harris floater with 5.9 seconds left tumbled around the rim before falling to give Arkansas a 74-73 victory. The Rebels were led by Tyree, who scored 17 of his 20 points in the second half on 8 of 14 shooting. **Devontae Shuler**, Terence Davis, and Bruce Stevens all joined Tyree in double figures with 12 points apiece. Ole Miss' 53.7 field goal percentage was its best in SEC play. The Razorbacks were led by Mason Jones, who had 22 points with the help of going 6 of 8 from behind the arc. Gafford scored 17 points on 7 of 9 shooting, while the team shot 50 percent from three (9 of 18) for the game.

## ON THIS DATE

Eight years ago (Jan. 11, 2012), Murphy Holloway scored 19 points and grabbed 14 rebounds to lead Ole Miss to a 71-63 victory over Arkansas in the Rebels' SEC home opener. After missing three straight games with a sprained ankle, Holloway returned to post his fifth double-double of the season. Nick Williams added 18 points as the Rebels won the rebounding battle 48-26 and shot 50 percent from the field. Ole Miss led by as many as 13 points in the second half. The loss snapped the Razorbacks' seven-game winning streak. Arkansas was led by Marvell Waithe's 15 points while B.J. Young added 14 points and Jylussses Nobles scored 12.

## BREEIN LOVES SEC PLAY

Ole Miss senior **Breein Tyree** thrives during conference play. Not only is he the leading active scorer in the SEC (1,427 points), but his scoring output has increased from non-conference action to SEC play in each of his first three seasons. He kept the trend going Tuesday night, scoring 26 points against Texas A&M in the conference opener.

	Non-Conference	SEC
2016-17 (Freshman)	5.1 ppg	9.3 ppg
2017-18 (Sophomore)	9.0 ppg	12.3 ppg
2018-19 (Junior)	16.5 ppg	19.1 ppg
2019-20 (Senior)	16.5 ppg	26.0 ppg

## DEFENDING HOME COURT

Winning at home has been a trademark at Ole Miss. Over the past 14 seasons, the Rebels are 161-48 (.770 win pct.) in home games. In four-plus seasons (opened January 2016) playing in the \$96.5 million Pavilion at Ole Miss, the Rebels hold a 48-22 (.686) advantage against the opposition. Ole Miss has won 286 of its last 366 games (.781 win pct.) in Oxford dating back to the 1996-97 campaign. Under second year head coach **Kermit Davis**, the Rebels are 18-6 (.750 win pct.) at home.

## PACK THE PAVILION

After a new average attendance record (7,816) was broken during the 2018-19 campaign, a 13 percent increase from the previous season, another record was set this season with 5,100 season ticket holders and counting. Last season, the Rebels had the highest increased home attendance in the SEC for conference games (23.75 percent). For SEC games, the 8,791 average attendance was up significantly from the 7,104 average during the 2017-18 campaign. Five sellouts in 2018-19 also broke another Pavilion record. The Pavilion has nine sellouts in its history (opened in January 2016).

## UNDERRATED REBELS

Ahead of the SEC's media day, a panel consisting of SEC and national media members picked the Rebels to finish eighth in the conference standings this season. That shouldn't worry Ole Miss fans, as the Rebels have placed higher

## BY THE NUMBERS

### The Rebels' record is ...

- Overall. . . . . 9-5
- SEC Games . . . . . 0-1
- Streak . . . . . L2
- Overtime . . . . . 0-0
- Home Overall (SEC) . . . . . 7-1 (0-0)
- Road Overall (SEC) . . . . . 0-3 (0-1)
- Neutral Games. . . . . 2-1
- vs. Ranked Opponents. . . . . 0-3

- Day Games . . . . . 5-2
- Night Games (6 p.m. or later local) . . . . . 4-3
- November Games . . . . . 5-2
- December Games . . . . . 4-1
- January Games . . . . . 0-2
- February Games . . . . . 0-0
- March Games . . . . . 0-0

- Monday Games . . . . . 0-0
- Tuesday Games . . . . . 2-2
- Wednesday Games. . . . . 1-0
- Thursday Games . . . . . 0-0
- Friday Games. . . . . 2-1
- Saturday Games . . . . . 3-2
- Sunday Games. . . . . 1-0

- Red Jerseys . . . . . 1-1
- Navy Jerseys . . . . . 0-2
- White Jerseys. . . . . 7-0
- Gray Jerseys . . . . . 1-1
- Powder Blue Jerseys . . . . . 0-1

### Rebels' record when ...

- Leading at the half . . . . . 7-1
- Tied at the half . . . . . 0-0
- Behind at the half . . . . . 2-4

- Scores 90 points or more . . . . . 0-0
- Scores 80-89 points . . . . . 5-1
- Scores 70-79 points . . . . . 2-0
- Scores less than 70 points . . . . . 2-4

- Out-rebounds opponent . . . . . 8-0
- Out-rebounded by opponent . . . . . 1-3
- Ties opponents in rebounds . . . . . 0-2

- Shoots 50 percent or better . . . . . 6-0
- Shoots between 40-49 percent . . . . . 3-1
- Shoots under 40 percent . . . . . 0-4
- Shoots 40 percent or better from 3-pt. . . . . 2-1
- Shoots between 30-40 percent from 3-pt. . . . . 5-1
- Shoots under 30 percent from 3-pt. . . . . 2-3
- Shoots 70 percent or better from FT line . . . . . 4-2
- Shoots 60-69 percent from FT line . . . . . 5-0
- Shoots under 60 percent from FT line . . . . . 0-3
- Opp. shoots 50 percent or better . . . . . 1-2
- Opp. shoots 40-49 percent . . . . . 4-2
- Opp. shoots under 40 percent . . . . . 4-1
- Opp. shoots 40 percent or better from 3-pt. . . . . 1-1
- Opp. shoots between 30-40% from 3-pt. . . . . 2-0
- Opp. shoots under 30 percent from 3-pt. . . . . 6-4
- Commits 15 turnovers or more . . . . . 3-3
- Commits less than 15 turnovers . . . . . 6-2
- Forces 15 turnovers or more . . . . . 5-1
- Forces less than 15 turnovers. . . . . 4-4
- Has less (or same) turnovers than opp. . . . . 6-3

## OLE MISS IN NCAA/SEC STATS

## TOP 100

	SEC	NCAA	Category (as of 1/10/20)
Ole Miss	3	73	Assist/Turnover Ratio (1.2)
Ole Miss	3	50	Assists Per Game (15.6)
Ole Miss	6	99	Fewest Turnovers (190)
Ole Miss	6	87	Scoring Defense (65.2)
Ole Miss	3	36	3FG% Defense (28.8)
Tyree	4	96	Scoring (17.1)

## SEC STATS

	SEC	Category (as of 1/11/20)
Ole Miss	10	Scoring Offense (69.5)
Ole Miss	6	Scoring Defense (65.2)
Ole Miss	12	Scoring Margin (+4.3)
Ole Miss	9	FT% (69.5)
Ole Miss	11	FG% (43.7)
Ole Miss	12	FG% Defense (42.8)
Ole Miss	5	3FG% (32.8)
Ole Miss	3	3FG% Defense (28.8)
Ole Miss	11	Rebounding Off. (35.3)
Ole Miss	6	Rebounding Def. (33.4)
Ole Miss	11	Rebounding Margin (+1.9)
Ole Miss	14	Blocks (2.7)
Ole Miss	3	Assists (15.6)
Ole Miss	6	Steals (7.4)
Ole Miss	7	Turnover Margin (+0.9)
Ole Miss	2	Assist/Turnover Ratio (1.2)
Ole Miss	11	Offensive Rebounds (9.6)
Ole Miss	10	Defensive Rebounds (25.6)
Ole Miss	1	Def. Rebound% (75.7)
Ole Miss	13	Off. Rebound% (27.7)
Ole Miss	7	3FG Made (6.8)
Tyree	4	Scoring (17.1)
Buffen	14	Rebounding (6.4)
Shuler	10	Assists (4.3)
Buffen	7	Steals (1.7)
Shuler	9	Steals (1.6)
Tyree	7	3FG Made (2.2)
Shuler	5	Assist/Turnover Ratio (1.9)
Shuler	15	Minutes (32.2)
Tyree	17	Minutes (32.1)

than the media's projection in seven of the last eight seasons since the SEC went away from the divisional format. That includes last season when Ole Miss was predicted to finish last in the SEC, only to tie for sixth and return to the NCAA Tournament under first year head coach and 2019 SEC Coach of the Year **Kermit Davis**.

## CLOSING OUT ON THREES

Ole Miss has defended the long ball well all season long, holding its opposition to a 28.8 percent clip from three-point land. That mark ranks third in the SEC as well as 36th in the nation. The Rebels have limited opponents to shooting under 30 percent from beyond the arc in 10 of their 14 games, including below 25 percent in six contests. In their last game, the Red and Blue kept Texas A&M to 3 of 17 from long distance (17.6 percent).

## REBELS DROP SEC OPENER AT TEXAS A&amp;M

It was a tale of two halves as Ole Miss began SEC play Tuesday night in Texas. The Rebels held a 10-point halftime lead behind the play of senior **Breein Tyree**, but Texas A&M countered in the second half to flip the game in its favor, 57-47. The backcourt of Tyree and **Devontae Shuler** combined for 38 of the team's 47 points. Tyree tallied a game-high 26, while Shuler scored 12 to reach double figures for the sixth consecutive game.

## TYREE'S 20-POINT GAMES

**Breein Tyree** has seven 20-point games on the season, producing three such contests in November and three in December to go along with his 26-point night Tuesday at Texas A&M (Jan. 7). Coming off the bench against No. 24 Butler (Dec. 3), he tallied a team-high 22 points to go along with a career-high eight rebounds. In the win over CSU Bakersfield (Dec. 7), Tyree scored 20 points with the help of shooting 11 of 14 from the free throw line. He followed that up with his biggest game as a Rebel, tallying a career-high 34 points versus Middle Tennessee (Dec. 14) for his third career 30-point game. Tyree went 8 of 11 from beyond the arc in the victory. He has 29 20-point games over his Ole Miss career. Last year, he scored at least 20 points in both games against Arkansas, averaging 21.0 ppg over the two contests.

## VETERANS LEAD THE WAY

While several newcomers have made immediate impacts to expand Ole Miss' depth, the Rebels are led by a veteran cast. Senior guard **Breein Tyree** (17.1 ppg), junior **Devontae Shuler** (10.9 ppg), sophomore **Blake Hinson** (10.8 ppg) and sophomore forward **KJ Buffen** (9.6 ppg) have accounted for 65.3 percent of the team's scoring this season. Tyree ranks fourth in the league in scoring, while Buffen leads the team in rebounding (6.4 per game) and steals (1.7 per game). Shuler also paces the Rebels in assists (4.3 per game), 10th in the SEC, and ranks fifth in the conference in assist/turnover ratio (1.9). Since returning from injury, Hinson has put together five double-digit scoring performances while starting nine games following the injury to **Luis Rodriguez**.

## NEEDING BUFFEN

**KJ Buffen** was a primary bench player during his freshman campaign, but the 6-foot-7 forward is an important piece of the Ole Miss lineup as a sophomore. Starting all 14 games, one of only two Rebels to start each game, Buffen is averaging 9.6 ppg along with a team-best 6.4 rpg. The Gainesville, Georgia, native is also leading the team in steals (1.7), which ranks seventh in the SEC. His 6.4 rebounding average is 14th in the conference. Buffen tallied a career-high 23 points in a win over Norfolk State (Nov. 12) before producing his second career 20-point game to close out the calendar year against Tennessee Tech (Dec. 29). There is a correlation to Buffen's play determining the outcome of a game. In Ole Miss wins, he is averaging 12.3 ppg and 7.7 rpg while shooting 60.6 percent (43 of 71) from the floor. In losses, Buffen averages just 4.6 ppg and 4.0 rpg, making only 27.6 percent (8 of 29) of his shots.

## CLIMBING THE CAREER CHARTS

In his final year as a Rebel, senior guard **Breein Tyree** ranks 16th on the all-time scoring list with 1,427 points. That career output leads all active players in the SEC. The Somerset, New Jersey, native scored 26 points at Texas A&M (Jan. 7) to pass Eric Laird (1,421) on the all-time scoring list. Next on Tyree's climb up the charts is 1998 SEC Player of the Year Ansu Sesay (1,428) and Murphy Holloway (1,476). If he matches his scoring output from a season ago, he'll end his career in the top 10. Through 113 games in an Ole Miss uniform, Tyree has knocked down 174 three-pointers to sit eighth in the program's rankings. He drained a career-high eight three-pointers versus Middle Tennessee (Dec. 14) to leapfrog Todd Abernethy and Jason Harrison into eighth on the school's all-time chart. Tyree is two threes away from tying former teammate Terence Davis for seventh, while Stefan Moddy sits in sixth with 181 career three-pointers.

## BLAKE IS BACK

After missing the first four games of the season, sophomore **Blake Hinson** wasted no time making an immediate impact for the Rebels. The Deltona, Florida, native averages 10.8 ppg and is shooting 35.7 percent (18 of 48) from beyond the arc to lead the team in three-point field goal percentage. Hinson has also started all nine games following the injury to **Luis Rodriguez**, filling a void in the Ole Miss lineup. He scored a season-high 23 points in the win over CSU Bakersfield (Dec. 7).

## YEAR TWO OF THE DAVIS ERA

**Kermit Davis** is in his second season at the helm of Ole Miss Basketball. A nine-time conference coach of the year, Davis is 38th among active Division I head coaches with 432 career wins over 22 seasons, including stints at MT, Idaho and Texas A&M. In 25 seasons as a college basketball head coach, he has amassed 498 wins. Davis wasted no time making an impact in Oxford. With the Rebels coming off a last-place finish in 2017-18, the media picked Ole Miss to land at the bottom of the SEC standings again in 2018-19. However, the Rebels posted a 20-13 record to earn a spot in the NCAA

Tournament for the first time in four years. With a return to March Madness for the sixth time in his career, Davis joined a list of 63 coaches in college basketball history to take three different schools to the NCAA Tournament. Davis was named SEC Coach of the Year by his peers and the Associated Press, earning conference coach of the year accolades for the ninth time in his career. He became the sixth Ole Miss coach to earn SEC Coach of the Year honors, while joining Andy Kennedy as the only Rebel coaches to collect the award in their first year in Oxford.

#### TD IN THE NBA

The Rebels are without 2018-19 Second Team All-SEC guard **Terence Davis**, who finished his career ranked 12th on the program's all-time scoring list with 1,512 points. After going undrafted, Davis turned heads in the NBA Summer League in Las Vegas and quickly earned a multi-year deal with the reigning champion Toronto Raptors. Davis has become a regular in the Raptors' rotation to start the NBA season. The Southaven, Mississippi, native matched LeBron James with 13 points in the Raptors' win over the Lakers (Nov. 10). On Wednesday (Jan. 8), Davis was called upon to make his first career start, and boy did he deliver. The NBA Rebel scored a career-high 23 points and pulled down a career-high 11 rebounds, both team highs, to record his first double-double and lead the Raptors to a victory over the Hornets. In overtime, Davis knocked down back-to-back threes to turn a three-point deficit into a three-point lead. Averaging 7.2 ppg, he is only Raptor to play in all 38 of the team's games. Davis is the first Rebel to play in the NBA since Justin Reed (2005-07).

#### BEST DECADE IN OLE MISS BASKETBALL HISTORY

With the 2010s now in the rearview mirror, we look back on the most successful decade in Ole Miss Basketball history. The Rebels went 204-135 (.602) during the span, the most wins ever by the program over a decade. It started off with the 2010 team capturing the SEC West Division title before advancing to the NIT Final Four at Madison Square Garden. That was the first of four NIT appearances throughout the decade, including twice advancing to the NIT Final Four. The Rebels earned three NCAA Tournament berths during the decade, starting with 2013 SEC Tournament champions that tied a school record with 27 wins. The 2014-15 team had a historic comeback over BYU in a First Four game, while the 2018-19 Rebels exceeded expectations to make the Big Dance in the first year under **Kermit Davis**.

#### SESAY EARNS HIS DEGREE

**Ansu Sesay**, the 1998 SEC Player of the Year and consensus All-American, returned to Ole Miss this season as a manager to serve on **Kermit Davis'** staff and pursue his degree. Through the Rebel Reconnect program, he completed his final courses in December to earn a bachelor's degree in university studies. During his playing days, Sesay averaged 18.6 points and 7.6 rebounds per game over his collegiate career as he became one of only two Rebels to ever record 1,000 points, 600 rebounds and 200 assists. Leaving school early 20 years ago, he was chosen in the second round of the 1998 NBA Draft by the Dallas Mavericks. Sesay played three years with the Seattle Sonics as well as one season as a member of the Golden State Warriors.

#### NEXT ON THE HARDWOOD

After the first conference home game of the season, Ole Miss returns the road for the third time in 10 days (four games). The Rebels travel south to battle former Ole Miss basketball player and assistant coach Mike White's Florida Gators. Tipoff is set for 6 p.m. CT on ESPN2.

#### LOSING LUIS

**Luis Rodriguez** suffered a foot injury during the shootaround ahead of the Rebels' game against Penn State in the NIT Tip-Off at the Barclays Center (Nov. 27). Rodriguez had surgery on his left foot Dec. 1 and is expected to miss 6-8 weeks. After playing in 25 games as a freshman, Rodriguez saw an expanded role to begin his sophomore season. The Los Angeles, California, native started each of the first five games for the Rebels and averaged 5.8 points per game. His 5.2 rebounds per game and 2.6 assists per game ranked second on the team in both categories at the time of injury.

#### ENDING THE CALENDAR YEAR STRONG

Ole Miss is 10-1 in the month of December under second-year coach **Kermit Davis**. Last season, the Rebels went 6-0 in the final month of the calendar year as part of a 10-game winning streak that extended into SEC play before going 4-1 in 2019.

#### SECOND HALF SURGE LIFTS REBELS TO VICTORY

After shaking off some rust from the holiday break, Ole Miss shot 69.2 percent (18 of 26) in the second half to surge to an 80-63 win over Tennessee Tech at The Pavilion (Dec. 29). **KJ Buffen** and **Devontae Shuler** scored 20 points apiece to make sure the Rebels ended the decade victoriously. Shooting over 50 percent for the fourth straight game, Ole Miss earned its fourth consecutive win to close out the 2019 calendar year. The Rebels were 30 of 55 (54.5 percent) throughout the game, while holding the Golden Eagles to 40 percent (24 of 60) shooting. Along with his second career 20-point game, Buffen pulled down eight rebounds and registered a career-high three blocks on the defensive end. Shuler continued to take care of the basketball, dishing out a team-high five assists and only committing two turnovers. He provided consistency, scoring 10 points in each half. As a team, the Rebels recorded 22 assists on 30 buckets.

#### RAINING THREES

The Rebels made it rain inside The Pavilion during the matchup against Middle Tennessee (Dec. 14). Ole Miss went 14 of 22 from long distance, good enough to set a new Pavilion three-point field goal percentage record (63.6 percent). The 14 made threes tied for the third-most ever by the Rebels in a single game and just one off the school record.

### CAREER RECORDS WATCH

#### SCORING

- 2,328 John Stroud (110 games, 1977-80)
- 2,078 Joe Harvell (114 games, 1990-93)
- 2,021 Chris Warren (115 games, 2008-11)
- 1,822 Carlos Clark (118 games, 1980-83)
- 1,805 Elston Turner (113 games, 1978-81)
- 1,785 Justin Reed (122 games, 2001-04)
- 1,682 Keith Carter (117 games, 1996-99)
- 1,629 Jarvis Summers (134 games, 2012-15)
- 1,601 Joe Gibbon (86 games, 1954-57)
- 1,564 Gerald Glass (60 games, 1959-90)
- 1,553 Don Kessinger (70 games, 1962-64)
- 1,512 Terence Davis (121 games, 2016-19)
- 1,505 Aaron Harper (123 games, 2001-04)
- 1,476 Murphy Holloway (132 games, 2009-13)
- 1,428 Ansu Sesay (110 games, 1995-98)
- 16, 1,427 Breein Tyree (113 games, 2017-Pres.)**
- 1,421 Eric Laird (110 games, 1982-85)
- 1,384 Jack Waters (71 games, 1959-61)
- 1,375 Tim Jumper (109 games, 1988-91)
- 1,313 Cob Jarvis (68 games, 1952-54)
- 1,294 Stefan Moody (65 games, 2015-16)
- 1,293 Marshall Henderson (66 games, 2013-14)
- 1,286 Jason Smith (118 games, 1996-99)
- 1,274 Zach Graham (135 games, 2008-11)
- 1,273 Sebastian Saiz (129 games, 2014-17)
- 1,259 B.L. "Country" Graham (76 games, 1936-38)
- 1,232 Dwayne Curtis (90 games, 2005-08)
- 1,216 Walter Actwood (103 games, 1974-77)
- 1,201 Rod Barnes (103 games, 1985-88)
- 1,160 Rahim Lockhart (123 games, 1998-2001)

#### 3-POINT FIELD GOALS MADE

- 334 Chris Warren (115 games, 2008-11)
- 278 Aaron Harper (123 games, 2001-04)
- 267 Marshall Henderson (66 games, 2013-14)
- 249 Keith Carter (117 games, 1996-99)
- 214 Joe Harvell (114 games, 1990-93)
- 181 Stefan Moody (65 games, 2015-16)
- 176 Terence Davis (121 games, 2016-19)
- 174 Breein Tyree (113 games, 2017-Pres.)**
- 163 Jason Harrison (132 games, 1999-2002)
- 158 Todd Abernethy (122 games, 2004-07)

#### 3-POINT FIELD GOALS ATTEMPTED

- 900 Chris Warren (115 games, 2008-11)
- 771 Marshall Henderson (66 games, 2013-14)
- 720 Aaron Harper (123 games, 2001-04)
- 686 Keith Carter (117 games, 1996-99)
- 528 Joe Harvell (114 games, 1990-93)
- 519 Terence Davis (121 games, 2016-19)
- 494 Stefan Moody (65 games, 2015-16)
- 494 Breein Tyree (113 games, 2017-Pres.)**
- 454 Jason Harrison (132 games, 1999-2002)
- 425 David Huertas (65 games, 2008-09)

#### STEALS

- 211 Jason Smith (118 games, 1996-99)
- 194 Murphy Holloway (132 games, 2009-13)
- 179 Eric Laird (110 games, 1982-85)
- 172 Jason Harrison (132 games, 1999-2002)
- 159 Gerald Glass (60 games, 1959-90)
- 157 Joe Ayers (112 games, 1984-87)
- 155 Elston Turner (113 games, 1979-81)
- 154 Rod Barnes (103 games, 1985-88)
- 148 Rahim Lockhart (123 games, 1998-2001)
- 140 Terence Davis (121 games, 2016-19)
- **111 Devontae Shuler (79 games, 2018-Pres.)**



Made Threes	Opponent	Date
15	at Syracuse	March 18, 2017 (NIT Second Round)
15	vs. Oregon	Dec. 8, 2013
14	vs. Middle Tennessee	Dec. 14, 2019
14	vs. Texas A&M-Corpus Christi	Dec. 19, 2017
14	at Missouri	Feb. 3, 2016
14	vs. Missouri	Feb. 8, 2014
14	vs. Arkansas	March 5, 2011
14	vs. Jacksonville State	Dec. 29, 2009

TYREE'S BIRTHDAY GIFT TO COACH

As the lone senior on the team, **Breoin Tyree** made sure that head coach **Kermit Davis** had a happy 60th birthday (Dec. 14). With the Ole Miss head coach going up against his former team, Middle Tennessee, the Rebel guard exploded for the best game of his career. He tallied a career-high 34 points, besting his previous high of 31 (twice), to eclipse the 30-point plateau for the third time. The Somerset, New Jersey, native scored 25 of his points in the opening half to make sure the game was never in doubt. Tyree was on fire from beyond the arc, making 8 of his 11 attempts to set a Pavilion record for made threes. He also became the sixth Rebel to make at least eight threes in a single game, joining a list of Rebel greats: Marshall Henderson (10), Deandre Burnett (9), Stefan Moody (8), Chris Warren (8) and Keith Carter (8). Henderson's school record of 10 three-pointers occurred in an overtime thriller versus Oregon (Dec. 8, 2013).

YOUNG SQUAD

With **Breoin Tyree** as the lone senior, Ole Miss is one of 27 teams in the country to have either one or zero seniors on the roster. In contrast, the Rebels have the fifth-most freshmen on a Division I roster. Ole Miss is one of only eight teams nationwide to have at least seven freshmen.

School	Number of Freshmen
Navy	11
Utah	11
Air Force	10
TCU	10
Ole Miss	7
James Madison	7
LMU	7
Nebraska	7

SEC STANDINGS					
Jan. 11					
	SEC	GB	Overall	Pct.	Streak
Auburn	2-0	--	14-0	1.000	W14
Kentucky	2-0	--	11-3	.786	W3
Florida	2-0	--	10-4	.714	W3
LSU	2-0	--	10-4	.714	W3
Arkansas	1-1	1.0	12-2	.857	L1
Tennessee	1-1	1.0	9-5	.643	W1
Alabama	1-1	1.0	8-6	.571	W1
Texas A&M	1-1	1.0	7-6	.539	L1
Ole Miss	0-1	1.5	9-5	.643	L2
Georgia	0-1	1.5	10-4	.714	L1
South Carolina	0-1	1.5	8-6	.571	L2
Vanderbilt	0-1	1.5	8-6	.571	L2
Missouri	0-2	2.0	8-6	.571	L2
Mississippi St.	0-2	2.0	9-5	.643	L2

ASSOCIATED PRESS POLL			
Jan. 6			
Rank	Team	Record	Points
1	Gonzaga	16-1	1,607
2	Duke	13-1	1,545
3	Kansas	11-2	1,513
4	Baylor	11-1	1,386
5	Auburn	13-0	1,317
6	Butler	14-1	1,181
7	San Diego State	15-0	1,130
8	Michigan State	12-3	1,129
9	Oregon	12-3	1,075
10	Florida State	13-2	966
11	Ohio State	11-3	924
12	Maryland	12-2	863
13	Louisville	11-3	844
14	Kentucky	10-3	811
15	Dayton	13-2	614
16	Villanova	10-3	604
17	West Virginia	11-2	599
18	Virginia	11-2	556
19	Michigan	10-4	502
20	Penn State	12-2	456
21	Memphis	12-2	455
22	Texas Tech	10-3	287
23	Wichita State	13-1	252
24	Arizona	11-3	184
25	Colorado	12-3	81
Receiving Votes: Iowa 63, Seton Hall 48, Arkansas 38, Marquette 25, Xavier 18, Wisconsin 17, Houston 8, Creighton 6, Washington 6, VCU 5, Saint Mary's 3, Northern Iowa 2, Liberty 2, Purdue 1, Stephen F. Austin 1, BYU 1			

USA TODAY COACHES POLL			
Jan. 6			
Rank	Team	Record	Points
1	Gonzaga (27)	16-1	788
2	Duke (4)	13-1	764
3	Kansas (1)	11-2	739
4	Baylor	11-1	670
5	Auburn	13-0	626
6	Butler	14-1	598
7	San Diego State	15-0	552
8	Michigan State	12-3	518
9	Oregon	12-3	506
10	Florida State	13-2	456
11	Louisville	11-3	436
12	Ohio State	11-3	435
13	Kentucky	10-3	425
14	Maryland	12-2	407
15	Dayton	13-2	370
16	Villanova	10-3	317
17	West Virginia	11-2	276
18	Virginia	11-2	271
19	Michigan	10-4	231
20	Penn State	12-2	205
21	Texas Tech	10-3	179
22	Memphis	12-2	145
23	Wichita State	13-1	127
24	Arizona	11-3	115
25	Seton Hall	10-4	53
Receiving Votes: Colorado 46; Iowa 43; Marquette 22; Xavier 20; Arkansas 16; Houston 15; Creighton 8; Washington 6; Wisconsin 5; Florida 5; Purdue 2; LSU 2; Georgia 1.			



STARTERS SHINE AGAINST ROADRUNNERS

All five starters scored in double figures as balanced scoring led Ole Miss to an 83-67 victory over former head coach Rod Barnes and his CSU Bakersfield Roadrunners at The Pavilion (Dec. 7). Ole Miss starters scored 78 of the team's 83 points in the win. The Rebels shot a season-best 57.8 percent (26 of 45) from the floor, including 66.7 percent (14 of 21) in the second half to break away from the Roadrunners (4-7). Sophomore **Blake Hinson** tallied a game-high 23 points by going 6 of 8 from the field and 9 of 12 from the charity stripe. **Breein Tyree** also found success at the line, going 11 of 14 to contribute to his fifth 20-point game of the season. Tyree added six assists, one shy of his career high. Fellow guard **Devontae Shuler** took care of the basketball as well, dishing out a personal-best six assists without committing a turnover. The Irmo, South Carolina, native recorded 15 points as well. Junior **Khadim Sy** posted his second consecutive double-digit scoring output, tallying 10 points with a team-high seven rebounds, and **KJ Buffen** scored all 10 of his points in the first half. The win over CSU Bakersfield was the first time Ole Miss had all five starters score double figures since an 85-79 win at Memphis (Dec. 18, 2015). The Rebel starting five combined for 78 of the team's 83 points in the victory versus the Roadrunners.

REBELS RALLY FROM 21 DOWN TO BEAT PENN STATE

Trailing by 21 in the second half, the Rebels rallied to knock off unbeaten Penn State 74-72 (Nov. 27) in the NIT Tip-Off semifinals. Junior guard **Bryce Williams** had ice in his veins, making two free throws with 13 seconds left, and the Rebels came up with one more big defensive stop to complete the come-from-behind victory. A steal in the backcourt by sophomore **KJ Buffen** led to a Williams offensive rebound and foul by Penn State. Prior to that, senior **Breein Tyree** scored five points to tie the contest on two occasions with less than 66 seconds to go. After going scoreless in the first half, Tyree exploded for 18 second half points to lead Ole Miss in scoring. **Blake Hinson** added 17 points, sparking the comeback alongside Williams. Buffen stuffed the stat sheet with 13 points to go along with career highs in rebounds (9), assists (6) and steals (4). Khadim Sy added eight points and a career-high eight rebounds. On the defensive side of the floor, Ole Miss kept up as one of the nation's best teams in defending the 3-pointer as Penn State finished 5 of 19 (26.3 percent) from long distance. Outscoring PSU 47-29 in the second half, the Rebels held the opposition to a 35.7 field goal percentage (10 of 28) and only committed one turnover of their own over the final 20 minutes.

AN EPIC COMEBACK

With 16:23 to go in the game, Ole Miss trailed Penn State 53-32. However, the Rebels continued to fight and climbed all the way back to tie the contest with one minute to go. The two free throws by **Bryce Williams** with 13 seconds left gave Ole Miss its first lead of the game, one they would not let slip away. The 21-point comeback was the largest second half rally since the Rebels overcame a 23-point deficit at home against Auburn (Feb. 11, 2017).

TYREE LEADS THE WAY

GAME LEADERS

LED TEAM IN PTS:	LED TEAM IN BLOCKS:
Tyree.....7	Buffen.....5
Buffen.....4	Sy.....4
Shuler.....3	Shuler.....3
Sy.....2	Williams.....2
Collum.....1	Hinson.....1
	Tyree.....1
LED TEAM IN REBS:	DOUBLE-FIGURE REBS:
Buffen.....8	Hinson.....1
Sy.....3	
Shuler.....2	DOUBLE-DOUBLES:
Hinson.....1	DOUBLE-FIGURE PTS:
Miller.....1	Tyree.....9
Rodriguez.....1	Shuler.....8
Tyree.....1	Sy.....6
LED TEAM IN ASSISTS:	Buffen.....6
Shuler.....10	Hinson.....4
Tyree.....5	Crowley.....1
Crowley.....2	Rodriguez.....1
Buffen.....1	Williams.....1
LED TEAM IN STEALS:	20-POINT GAMES:
Buffen.....8	Tyree.....7
Shuler.....8	Buffen.....2
Tyree.....4	Shuler.....2
Crowley.....2	Sy.....1
Collum.....1	30-POINT GAMES:
Curry.....1	Tyree.....1
Hinson.....1	
Hunter.....1	
Rodriguez.....1	
Sy.....1	

SEASON HONORS

- KJ Buffen:**
- NIT Tip-Off All-Tournament Team
- Devontae Shuler:**
- Preseason Second Team All-SEC (Coaches)
- Breein Tyree:**
- NIT Tip-Off All-Tournament Team
  - Jerry West Award Watch List (Shooting Guard of the Year)
  - Preseason Third Team All-American (Sporting News)
  - Preseason First Team All-SEC (Coaches, Media)
  - Chair of the SEC Men's Basketball Leadership Council

GAME-BY-GAME STARTING LINEUPS

Opponent	Result	1	2	3	4	5
Arkansas State	W, 71-43	Shuler	Tyree	Rodriguez	Buffen	Sy
Norfolk State	W, 68-55	Shuler	Tyree	Rodriguez	Buffen	Sy
Western Michigan	W, 85-58	Shuler	Tyree	Rodriguez	Buffen	Sy
Seattle	W, 65-52	Shuler	Tyree	Rodriguez	Buffen	Sy
at Memphis	L, 86-87	Shuler	Tyree	Rodriguez	Buffen	Sy
vs. Penn State	W, 74-72	Shuler	Tyree	Hinson	Buffen	Sy
vs. Oklahoma State	L, 37-78	Shuler	Tyree	Hinson	Buffen	Sy
Butler	L, 58-67	Shuler	Williams	Hinson	Buffen	Hunter
CSU Bakersfield	W, 83-67	Shuler	Tyree	Hinson	Buffen	Sy
Middle Tennessee	W, 82-64	Shuler	Tyree	Hinson	Buffen	Sy
Southeastern Louisiana	W, 83-76	Shuler	Tyree	Hinson	Buffen	Sy
Tennessee Tech	W, 80-63	Shuler	Tyree	Hinson	Buffen	Sy
at Wichita State	L, 54-75	Shuler	Tyree	Hinson	Buffen	Sy
at Texas A&M	L, 47-57	Shuler	Tyree	Hinson	Buffen	Sy

## BY THE NUMBERS (UNDER DAVIS)

## The Rebels' record is ...

- Overall ..... 29-18
- SEC Games ..... 10-9
- Overtime ..... 0-1
- Home Overall (SEC) ..... 18-6 (5-4)
- Road Overall (SEC) ..... 6-8 (5-5)
- Neutral Games ..... 5-4
- vs. Ranked Opponents ..... 2-7

- Day Games ..... 15-6
- Night Games (6 p.m. or later local) ..... 14-12
- November Games ..... 9-4
- December Games ..... 10-1
- January Games ..... 4-6
- February Games ..... 5-3
- March Games ..... 1-4

- Monday Games ..... 0-0
- Tuesday Games ..... 3-6
- Wednesday Games ..... 6-2
- Thursday Games ..... 0-1
- Friday Games ..... 4-3
- Saturday Games ..... 14-6
- Sunday Games ..... 2-0

- Red Jerseys ..... 4-3
- Navy Jerseys ..... 4-5
- White Jerseys ..... 11-5
- Gray Jerseys ..... 9-3
- Powder Blue Jerseys ..... 1-2

## Rebels' record when ...

- Leading at the half ..... 24-6
- Tied at the half ..... 0-1
- Behind at the half ..... 5-11

- Scores 90 points or more ..... 3-0
- Scores 80-89 points ..... 13-2
- Scores 70-79 points ..... 9-7
- Scores less than 70 points ..... 4-9

- Out-rebounds opponent ..... 22-5
- Out-rebounded by opponent ..... 6-10
- Ties opponents in rebounds ..... 1-3

- Shoots 50 percent or better ..... 14-1
- Shoots between 40-49 percent ..... 13-9
- Shoots under 40 percent ..... 2-8
- Shoots 40 percent or better from 3-pt. .... 8-3
- Shoots between 30-40 percent from 3-pt. .... 18-6
- Shoots under 30 percent from 3-pt. .... 3-9
- Shoots 70 percent or better from FT line .... 20-10
- Shoots 60-69 percent from FT line ..... 7-2
- Shoots under 60 percent from FT line ..... 2-6
- Opp. shoots 50 percent or better ..... 2-7
- Opp. shoots 40-49 percent ..... 17-9
- Opp. shoots under 40 percent ..... 10-2
- Opp. shoots 40 percent or better from 3-pt. .... 7-11
- Opp. shoots between 30-40% from 3-pt. .... 10-1
- Opp. shoots under 30 percent from 3-pt. .... 12-6
- Commits 15 turnovers or more ..... 8-8
- Commits less than 15 turnovers ..... 21-10
- Forces 15 turnovers or more ..... 17-4
- Forces less than 15 turnovers ..... 12-14
- Has less (or same) turnovers than opp. .... 21-5

After earning First Team All-SEC accolades and leading Ole Miss back to the NCAA Tournament a season ago, **Breein Tyree** earned several preseason accolades as a senior. Along with being named Preseason First Team All-SEC, the Rebel is one of 20 guards nationwide to be selected to the Jerry West Award Watch List (shooting guard of the year). Sporting News also tabbed him a Preseason Third Team All-American. The SEC's leading returning scorer heading into the season, Tyree averaged 17.9 ppg as a junior to rank third in the conference. He bumped his scoring average to 19.1 ppg in conference play, increasing his output from non-conference to SEC action for the third consecutive year. Last season, Tyree was the only player in the SEC to rank in the conference's top 10 in scoring (3rd-17.9 ppg), free throw percentage (3rd-83.1), three-pointers made (7th-2.1 per game) and field goal percentage (10th-45.9).

## SHULER TABBED PRESEASON SECOND TEAM ALL-SEC

While **Breein Tyree** was tabbed Preseason First Team All-SEC, the conference coaches named **Devontae Shuler** Preseason Second Team All-SEC. Ole Miss was one of five schools to have multiple selections, joining Florida, Kentucky, LSU and Tennessee. Shuler had a breakout sophomore season under first year head coach **Kermit Davis**. Making the transition to point guard, he averaged 10.3 ppg, 4.2 rpg and 3.0 apg (second on team). The Irmo, South Carolina, native ranked sixth in the SEC with 1.7 steals per game and eighth in assist/turnover ratio (1.7). His 56 steals were the most ever by an Ole Miss sophomore, the seventh-most by any Rebel in a single season. Shuler had one of the nation's biggest increases in three-point field goal percentage, going from a 25.9 percent clip as a freshman to a team-best 40.2 percent a season ago. He also knocked down 82.3 percent (51 of 62) of his free throw attempts.

## FORMER REBEL BASKETBALL ALL-AMERICAN KEITH CARTER NAMED OLE MISS ATHLETICS DIRECTOR

Rebel Basketball now has one of its own leading the Ole Miss Athletic Department. Keith Carter was named as the new Ole Miss Athletics Director (Nov. 22), 20 years after leading Ole Miss Basketball to the top of the Southeastern Conference. A four-year starter at Ole Miss, Carter helped the Rebels to a pair of SEC Western Division titles in 1997 and 1998 and earned All-America honors after his senior season in 1999. The four-year starter received All-SEC first and second team honors in 1998 and 1999. His 1,682 career points ranks seventh all-time, and his 249 three-pointers set a school record at the time and still ranks fourth in the Rebel record book. He also won a gold medal as a member of the U.S. national team at the 1998 Goodwill Games and played professional basketball in Italy from 2001 until 2008. Following his playing career, Carter returned to his alma mater to work for the University Foundation before moving to the Ole Miss Athletics Foundation.

## MATTHEW MURRELL BECOMES A REBEL

Ole Miss Basketball made a major splash on the first day of the early signing period (Nov. 13), inking the highest ranked recruit in program history. **Matthew Murrell**, a consensus top-50 prospect in the national recruiting rankings, signed his National Letter of Intent Nov. 13 to join the Rebels for the 2020-21 season. Murrell, a four-star prospect, finds himself rated top 50 nationally by the major recruiting rankings. The combo guard is ranked as high as No. 45 by 247Sports. A native of Memphis, Tennessee, Murrell played his first three seasons of high school basketball at Whitehaven High School. As a senior, he moved down to Bradenton, Florida to join defending national champions IMG Academy. ESPN ranks Murrell as the No. 2 player in the state.

## HISTORIC START DEFENSIVELY

Ole Miss' scoring defense got off to one of its best starts ever in program history. The Rebels held each of their first four opponents below 60 points, a feat last accomplished to start the 1944-45 season. During that season, Ole Miss began the season 4-0 by allowing only 30.8 ppg. The 208 points were the fifth-fewest allowed over the first four games of an Ole Miss season over the past 70 years.

Points Allowed	Season
197	1950-51
200	1998-99
200	1981-82
205	1947-48
208	2019-20

## REBELS ROLL PAST REDHAWKS

Ole Miss led for almost the entire game and ended its season-opening homestand with a 65-52 victory over Seattle Tuesday night (Nov. 19). The Rebels built up their lead to as much as 28 points in the second half, while holding the Redhawks to a 28.6 percent (16 of 56) clip from the field. **KJ Buffen** scored 11 of his team-high 13 points in the second half after picking up early foul trouble in the first 11 minutes of the contest. The sophomore forward also pulled down a team-high eight rebounds to go along with a pair of steals. **Breein Tyree** stuffed the stat sheet with 10 points, six rebounds and five assists to get the Rebels rolling in the first half and continuing into the final frame. Fellow guard **Bryce Williams** added a career-high eight points in 22 minutes off the bench. Making the most of their opportunities at the charity stripe, the Rebels went 19 of 22 (86.4%) on their free throws.

## REBELS DOMINATE THE PAINT TO THUMP BRONCOS

Controlling the paint and using a stifling 1-3-1 zone defense, Ole Miss brushed off a slow start to rumble past Western Michigan 85-58 at The Pavilion (Nov. 15). The Rebels handed the Broncos their first loss of the season by holding a 44-24 advantage in the paint and forcing 19 turnovers. **Breein Tyree** scored a team-high 20 points for his second consecutive 20-point game, while adding four rebounds and three steals. His backcourt mate **Devontae Shuler** was close behind, tallying 16 points along with a career-high three blocks on the other end of the floor. Sophomore **Luis**

**Rodriguez** reached double figures for the first time in his young career with 10 points and a team-best six rebounds. Newcomers **Sammy Hunter** and **Khadim Sy** added eight points apiece, the most they've scored as Rebels. Once again, Ole Miss shot over 50 percent, going 32 of 61 from the floor (52.5 percent). The Rebels limited Western Michigan to a 33.9 percent (20 of 59) clip, including just 5 of 32 (15.6 percent) from beyond the arc. Coming into the game averaging 25.3 ppg, Preseason First Team All-MAC guard Michael Flowers was held to only 14 points on 4 of 15 shooting (1 of 9 from three).

#### VETERANS PAVE THE WAY IN WIN OVER NORFOLK STATE

The trio of **KJ Buffen**, **Devontae Shuler** and **Breein Tyree** outscored Norfolk State by themselves, combining for 56 points in the Rebels' 68-55 win Tuesday night (Nov. 12) at The Pavilion. On the other side of the floor, the Rebels limited a team averaging 96.5 ppg to a 32.7 percent (17 of 52) clip from the floor thanks in large part to their 1-3-1 zone defense. Buffen tallied a career-high 23 points and matched his best night on the glass with nine rebounds to lead Ole Miss in the win. The Gainesville, Georgia, native could not be stopped in the second half, scoring 15 points over the final 20 points. Tyree added 21 points for his 23rd career 20-point game, while Shuler recorded 12 points to go along with team highs in assists (5) and steals (4). As a squad, the Rebels shot 51.0 percent (26 of 51) and dominated the paint 38-20. Defensively, Ole Miss recorded 12 steals and forced 17 turnovers to lead to 24 points. Just like on the offensive side of the court, the veterans paced the Rebels on defense. Along with Shuler's team-high four steals, Buffen and Tyree collected three each.

#### DOMINATING DEFENSE

Ole Miss put together a dominating defensive performance in the team's season-opening win over Arkansas State (Nov. 8). Along with forcing 23 turnovers, the Rebels held the Red Wolves to 43 points. It was the lowest opposing output in by a **Kermit Davis**-coach Ole Miss squad as well as the lowest in five seasons. The 43 points were tied for the fifth-fewest by an Ole Miss opponent over the last 20 years, and it marked the 12th time the Rebels held an opponent to 45 points or less during that span.

Points	Opponent	Date
33	LSU	Feb. 7, 2001
38	Southern	Nov. 20, 2014
38	Arkansas-Pine Bluff	Dec. 28, 2002
41	Nicholls	Jan. 3, 2009
43	Arkansas State	Nov. 8, 2019
43	Nicholls	Dec. 15, 2005
43	ULM	Nov. 29, 2005
43	ULM	Dec. 3, 2001
44	Alabama State	Dec. 30, 2003
45	Lipscomb	Nov. 23, 2012
45	Arkansas	March 6, 2004
45	Morris Brown	Nov. 28, 2001

#### NEWCOMER NOTICE

**Kermit Davis'** first full recruiting class at Ole Miss became one of the highest ranked in school history, coming in at No. 22 nationally by Rivals.com. Four-star prospects include guard **Austin Crowley**, guard **Bryce Williams**, forward **Antavion Collum** and forward **Khadim Sy**. Williams and Sy are junior college transfers from Daytona State, where Sy became one of the most sought-after JUCO prospects in the country (spent his freshman season at Virginia Tech). **Sammy Hunter**, one of the top prospects out of The Bahamas, is another newcomer who could make an immediate impact after a successful prep career in Canada. Joining the newcomers will be guard **Franco Miller Jr.** and forward **Carlos Curry**. The two Rebels both redshirted a season ago, but both look to make an impact after one season under Davis.

#### SEC COACH OF THE YEAR

**Kermit Davis** became the sixth Ole Miss men's basketball coach to earn SEC Coach of the Year honors, earning the award in his first season in Oxford (2018-19). He joined the winningest coach in program history, Andy Kennedy, as the only two coaches to be named SEC Coach of the Year in his first season guiding the Rebels. The Leakesville, Mississippi, native led one of the biggest turnarounds in the country, as the Rebels improved from 12-20 (5-13 SEC) a season ago to 20-13 (10-8 SEC). The eight-win improvement is ranked 11th in the nation as well as the best among Power 5 schools. While Ole Miss was projected to finish last in the SEC, Davis got the Rebels off to a hot start. Ole Miss began conference play 3-0, helping Davis become the first Rebel head coach to win his first three SEC games. He was the second coach to win 13 of his first 15 games as well as the third coach in program history to win 20 games in his first season. With 20 wins, Davis became just the third active SEC head coach to win at least 20 games in his first season in the conference (John Calipari — Kentucky, Mike White — Florida).

#### SINGLE-SEASON STEALS

Averaging 1.7 steals per game a season ago, **Devontae Shuler** ranked sixth in the SEC. Moreover, his 56 steals over the 2018-19 campaign were the most every by a sophomore Rebel, the seventh most by any Rebel in a single season. He recorded at least three steals in 10 different games.

#### Ole Miss Single-Season Steals

1. 89 - Gerald Glass (1989)
2. 73 - Jason Smith (1999)
3. 70 - Gerald Glass (1990)
4. 58 - Murphy Holloway (2013); Rod Barnes (1988)
6. 57 - Stefan Moody (2015)
7. 56 - **Devontae Shuler** (2019)
8. 55 - Rahim Lockhart (2000); Ervin Garnes (1994); Eric Laird (1984)

#### CONVERTING AT THE CHARITY STRIPE

Shooting 78.3 percent as a team, Ole Miss led the SEC and ranked fourth nationally in free throw percentage a season ago. That mark set a new school record, breaking the previous mark of 77.3 percent during the 2014-15 season. **Breein Tyree** was an 83.1 percent free throw shooter (128 of 154) to rank third in the SEC among qualifiers, while **Devontae Shuler** shot 82.3 percent clip (51 of 62) from the line.

THE PAVILION RECORD BOOK					
INDIVIDUAL (OLE MISS)			INDIVIDUAL (OPPONENT)		
Points:	43	Stefan Moody vs. Mississippi St. (3-3-16)	Points:	34	Malik Monk, No. 8 Kentucky (12-29-16)
FG att:	25	Stefan Moody vs. Vanderbilt (2-6-16)	FG att:	24	Bryce Brown, No. 10 Auburn (1-9-19)
FG made:	13	Terence Davis vs. LSU (2-14-17)	FG made:	12	Malik Monk, No. 8 Kentucky (12-29-16)
3-pt att:	15	Stefan Moody vs. Vanderbilt (2-6-16)	3-pt att:	19	Bryce Brown, No. 10 Auburn (1-9-19)
3-pt made:	8	Breein Tyree vs. Middle Tennessee (12-14-19)	3-pt made:	7	3x, MR: Bryce Brown, No. 10 Auburn (1-9-19)
FT att:	18	2x, MR: Stefan Moody vs. Mississippi St. (3-3-16)	FT att:	18	Keith Stone, Florida (1-13-18)
FT made:	15	2x, MR: Stefan Moody vs. Mississippi St. (3-3-16)	FT made:	13	Keith Stone, Florida (1-13-18)
Rebounds:	19	Sebastian Saiz vs. UMass (11-14-16)	Rebounds:	13	3x, MR: Jontay Porter, Missouri (2-6-18)
Assists:	9	3x, MR: Devontae Shuler vs. Middle Tennessee (12-14-19)	Assists:	11	Isaiah Briscoe, No. 8 Kentucky (12-29-16)
Blocks:	6	Sebastian Saiz vs. Bradley (12-19-16)	Blocks:	8	Clevon Brown, Vanderbilt (3-3-18)
Steals:	7	2x, MR: Terence Davis vs. Texas A&M (2-6-19)	Steals:	5	J.J. Frazier, Georgia (1-9-16)
TEAM (OLE MISS)			TEAM (OPPONENT)		
Points:	97	2x, MR: vs. Illinois State (12-16-17)	Points:	101	Illinois State (12-16-17)
Few points:	47	vs. Georgia (1-11-17)	Few points:	43	Arkansas State (11-8-19)
FG att:	73	2x, MR: vs. Illinois State (12-16-17)	FG att:	74	2x, MR: South Dakota State (11-28-17)
FG made:	36	vs. South Dakota State (11-28-17)	FG made:	38	No. 24 Iowa State (1-26-19)
FG pct:	61.5	vs. Chattanooga (12-16-18)	FG pct:	69.1	No. 24 Iowa State (1-26-19)
3-pt att:	33	2x, MR: vs. Montana (11-24-16)	3-pt att:	41	South Dakota State (11-28-17)
3-pt made:	14	2x, MR: vs. Middle Tennessee (12-14-19)	3-pt made:	18	South Dakota State (11-28-17)
3-pt pct:	63.6	14-22 vs. Middle Tennessee (12-14-19)	3-pt pct:	56.3	Middle Tennessee (11-30-16)
FT att:	46	vs. UMass (11-14-16)	FT att:	36	UMass (11-14-16)
FT made:	33	vs. UMass (11-14-16)	FT made:	26	Illinois State (12-16-17)
FT pct:	95.7	vs. No. 5 Baylor (1-28-17)	FT pct:	88.0	Georgia (1-11-17)
Rebounds:	50	2x, MR: Tennessee (1-17-17)	Rebounds:	49	2x, MR: Illinois State (12-16-17)
Assists:	25	2x, MR: ULM (12-1-18)	Assists:	26	No. 24 Iowa State (1-26-19)
Blocks:	13	vs. Bradley (12-19-16)	Blocks:	8	2x, MR: Vanderbilt (3-3-18)
Steals:	15	vs. Western Michigan (11-10-18)	Steals:	12	Mississippi State (3-3-16)

THE PAVILION AT OLE MISS FAQs	
<b>What is the official name of The Pavilion?</b> The official name is The Pavilion at Ole Miss.	<b>Where is the media seating?</b> Media seating is located in the at the top of section 101 in the southwest corner of The Pavilion.
<b>Does The Pavilion have a nickname like the Tad Pad?</b> No, the name of the facility is The Pavilion at Ole Miss, or simply The Pavilion.	<b>How do I obtain media credentials for games at the Pavilion?</b> Media credentials may be requested through the Athletics Communications Office for game credentials. Requests for credentials should be emailed to Adam Kuffner (kuffner@olemiss.edu) and will be limited to working members of the media.
<b>When did The Pavilion at Ole Miss open?</b> January 7, 2016	<b>Where are the scouting seats located?</b> Scouting seats are available in the media seating area at the top of section 101. Additional seating may be purchased by contacting Adam Kuffner in the Athletics Communications office.
<b>What was the total cost?</b> \$96.5 million	<b>What is the postgame interview policy?</b> Both team locker rooms are CLOSED to the media following the game. Ole Miss head coach Kermit Davis will address the media approximately 10 minutes after the game. Selected players will be brought into the media room following the head coaches. Visiting coach and player interviews will be coordinated through the visiting team's communications contact.
<b>Where is media parking?</b> Media parking for games in The Pavilion will be located in the garage or at the Ole Miss Track Complex. Media members should request parking in advance.	
<b>Where is the media entrance?</b> The media will-call table is located in the southwest corner of The Pavilion. From outside, it is the lower entrance off Hill Drive that is closest to the parking garage. For those parking inside the garage, media will-call is located on Level 1 of the parking garage (P1 on elevators). The media entrance will open two hours prior to tip off.	
<b>Where is the media workroom?</b> In The Pavilion, the workroom is located in the southwest corner of the floor level through the visiting team tunnel.	

THE PAVILION QUICK FACTS	
<b>Arena Name</b> .....	The Pavilion at Ole Miss
<b>Ground Breaking</b> .....	July 31, 2014
<b>Opening Date</b> .....	Jan. 7, 2016
<b>Capacity</b> .....	9,500
<b>Record Crowd</b> .....	9,500 (9 times)
<b>All-Time Record</b> .....	48-22 (.686)
<b>Current Winning Streak</b> .....	W3
<b>Longest Winning Streak</b> .....	W8

THE PAVILION FIRSTS	
<b>First Game</b> .....	vs. Alabama (1/7/15)
<b>First Win</b> .....	vs. Alabama (1/7/15)
<b>First Overtime Game</b> .....	vs. USC (1/19/16)
<b>First Point</b> .....	Tomasz Gielo (3FG, 19:11/1H)
<b>First FG</b> .....	Tomasz Gielo (3FG, 19:11/1H)
<b>First 3-Pointer</b> .....	Tomasz Gielo (19:11/1H)
<b>First Dunk</b> .....	Jimmie Taylor, Alabama (11:0/1H)
<b>First Dunk (OM)</b> .....	Sebastian Saiz (17:09/2H)



GAME-BY-GAME STATS

OPPONENT	1H-2H-F	FG-FGA	PCT	3P-3PA	PCT	FT-FTA	PCT	OF-DF-TotRb	A	TO	BLK	STL
Arkansas State	19-24-43	15-46	32.6	6-19	31.6	7-12	58.3	6-22-28	12	23	2	11
OLE MISS	39-32-71	25-56	44.6	8-26	30.8	13-20	65.0	11-29-40	16	15	3	14
Norfolk State	35-20-55	17-52	32.7	5-21	23.8	16-21	76.2	9-24-33	8	17	3	8
OLE MISS	40-28-68	26-51	51.0	5-15	33.3	11-17	64.7	5-30-35	14	13	3	12
Western Michigan	32-26-58	20-59	33.9	5-32	15.6	13-17	76.5	12-21-33	9	19	3	5
OLE MISS	40-45-85	32-61	52.5	5-15	33.3	16-20	80.0	10-28-38	16	14	5	10
Seattle	17-35-52	16-56	28.6	4-17	23.5	16-18	88.9	12-19-31	7	12	3	6
OLE MISS	30-35-65	21-49	42.9	4-17	23.5	19-22	86.4	11-28-39	15	16	1	7
OLE MISS	38-48-86	26-66	39.4	12-27	44.4	22-30	73.3	16-22-38	19	16	3	8
Memphis	45-42-87	30-58	51.7	3-11	27.3	24-36	66.7	10-28-38	15	16	9	11
OLE MISS	27-47-74	26-62	41.9	7-16	43.8	15-19	78.9	11-27-38	14	15	3	8
Penn State	43-29-72	26-58	44.8	5-19	26.3	15-18	83.3	6-27-33	16	16	12	10
OLE MISS	15-22-37	15-58	25.9	1-20	5.0	6-11	54.5	9-28-37	9	20	1	7
Oklahoma State	34-44-78	28-62	45.2	8-27	29.6	14-15	93.3	7-35-42	11	13	5	11
Butler	31-36-67	24-47	51.1	8-17	47.1	11-15	73.3	3-29-32	14	13	0	5
OLE MISS	22-36-58	22-55	40.0	7-22	31.8	7-15	46.7	9-23-32	16	12	1	7
CSU Bakersfield	37-30-67	23-47	48.9	3-12	25.0	18-30	60.0	12-20-32	16	10	1	3
OLE MISS	40-43-83	26-45	57.8	7-18	38.9	24-36	66.7	6-17-23	18	6	2	4
Middle Tennessee	31-33-64	26-59	44.1	3-18	16.7	9-18	50.0	9-23-32	14	12	1	6
OLE MISS	48-34-82	28-53	52.8	14-22	63.6	12-16	75.0	5-30-35	23	14	4	8
Southeastern Louisiana	41-35-76	32-55	58.2	10-15	66.7	2-5	40.0	5-19-24	24	16	0	2
OLE MISS	42-41-83	30-58	51.7	7-24	29.2	16-25	64.0	15-21-36	19	13	4	4
Tennessee Tech	32-31-63	24-60	40.0	7-18	38.9	8-10	80.0	6-24-30	13	10	2	5
OLE MISS	31-49-80	30-55	54.5	7-23	30.4	13-21	61.9	6-31-37	22	11	4	5
OLE MISS	24-30-54	16-52	30.8	4-18	22.2	18-23	78.3	9-21-30	5	15	4	4
Wichita State	39-35-74	23-48	47.9	6-21	28.6	22-33	66.7	10-28-38	9	12	2	8
OLE MISS	29-18-47	18-60	30.0	7-27	25.9	4-7	57.1	12-24-36	12	10	0	6
Texas A&M	19-38-57	19-48	39.6	3-17	17.6	16-19	84.2	8-33-41	8	12	7	3

## REBEL CAREER HIGHS

#0

**BLAKE HINSON****POINTS**

26 at Mississippi St. (1/12/19)

**REBOUNDS**

10 vs. Tennessee Tech (12/29/19)

**FIELD GOALS**

8 at Mississippi St. (1/12/19)

**FREE THROWS**

9 vs. CSU Bakersfield (12/7/19)

**THREE-POINTERS**

5 at Mississippi St. (1/12/19)

**ASSISTS**

4, 2x, MR: vs. Auburn (1/9/19)

**STEALS**

3 vs. Auburn (1/9/19)

**BLOCKS**

1, 11x, MR: vs. SLU (12/21/19)

#1

**AUSTIN CROWLEY****POINTS**

11 vs. Middle Tennessee (12/14/19)

**REBOUNDS**

3, 3x, MR: at Texas A&amp;M (1/7/20)

**FIELD GOALS**

4 vs. Middle Tennessee (12/14/19)

**FREE THROWS**

2, 2x, MR: at Texas A&amp;M (1/7/20)

**THREE-POINTERS**

2, 3x, MR: vs. Middle Tennessee (12/14/19)

**ASSISTS**

6 at Memphis (11/23/19)

**STEALS**

2 vs. Tennessee Tech (12/29/19)

**BLOCKS**

1 vs. Middle Tennessee (12/14/19)

#2

**DEVONTAE SHULER****POINTS**

24 vs. Cincinnati (11/24/18)

**REBOUNDS**

9 at Florida (1/30/19)

**FIELD GOALS**

9 vs. Cincinnati (11/24/18)

**FREE THROWS**

7 at Vanderbilt (1/5/19)

**THREE-POINTERS**

4, 3x, MR: vs. Georgia (2/23/19)

**ASSISTS**

9 vs. Middle Tennessee (12/14/19)

**STEALS**

5 vs. Missouri (2/16/19)

**BLOCKS**

3 vs. Western Michigan (11/15/19)

#3

**KHADIM SY****POINTS**

20 vs. Southeastern Louisiana (12/21/19)

**REBOUNDS**

8 vs. Penn State (11/27/19)

**FIELD GOALS**

7 vs. Southeastern Louisiana (12/21/19)

**FREE THROWS**

5 vs. Southeastern Louisiana (12/21/19)

**THREE-POINTERS**

1, 4x, MR: vs. SLU (12/21/19)

**ASSISTS**

3 vs. Butler (12/3/19)

**STEALS**

2 at Memphis (11/23/19)

**BLOCKS**

3 at Wichita State (1/4/20)

#4

**BREEIN TYREE****POINTS**

34 vs. Middle Tennessee (12/14/19)

**REBOUNDS**

8, 2x, MR: vs. Butler (12/3/19)

**FIELD GOALS**

11, 3x, MR: vs. Middle Tennessee (12/14/19)

**FREE THROWS**

13 vs. Baylor (11/23/18)

**THREE-POINTERS**

8 vs. Middle Tennessee (12/14/19)

**ASSISTS**

7 at Kentucky (2/28/18)

**STEALS**

4 vs. FGCU (12/29/18)

**BLOCKS**

2, 2x, MR: at South Carolina (2/19/19)

#5

**KJ BUFFEN****POINTS**

23 vs. Norfolk State (11/12/19)

**REBOUNDS**

9, 5x, MR: vs. SLU (12/21/19)

**FIELD GOALS**

9 vs. Norfolk State (11/12/19)

**FREE THROWS**

8, 2x, MR: at Florida (1/30/19)

**THREE-POINTERS**

1, 8x, MR: vs. Tennessee Tech (12/29/19)

**ASSISTS**

6 vs. Penn State (11/27/19)

**STEALS**

4 vs. Penn State (11/27/19)

**BLOCKS**

3 vs. Tennessee Tech (12/29/19)

#10

**CARLOS CURRY****POINTS**

4, 2x, MR: vs. Western Michigan (11/15/19)

**REBOUNDS**

3 vs. Arkansas State (11/8/19)

**FIELD GOALS**

2, 2x, MR: vs. Western Michigan (11/15/19)

**FREE THROWS**

---

**THREE-POINTERS**

---

**ASSISTS**

1 vs. Western Michigan (11/15/19)

**STEALS**

2 vs. Western Michigan (11/15/19)

**BLOCKS**

1 vs. Western Michigan (11/15/19)

#11

**FRANCO MILLER JR.****POINTS**

4 vs. Arkansas State (11/8/19)

**REBOUNDS**

6 at Texas A&amp;M (1/7/20)

**FIELD GOALS**

1, 2x, MR: at Wichita St. (1/4/20)

**FREE THROWS**

1 vs. Arkansas State (11/8/19)

**THREE-POINTERS**

1 vs. Arkansas State (11/8/19)

**ASSISTS**

2, 2x, MR: at Texas A&amp;M (1/7/20)

**STEALS**

1 vs. Arkansas State (11/8/19)

**BLOCKS**

---

#12

**SHON ROBINSON****POINTS**

---

**REBOUNDS**

---

**FIELD GOALS**

---

**FREE THROWS**

---

**THREE-POINTERS**

---

**ASSISTS**

---

**STEALS**

---

**BLOCKS**

---

#13

**BRYCE WILLIAMS****POINTS**

15 vs. Penn State (11/27/19)

**REBOUNDS**

1, 6x, MR: vs. SLU (12/21/19)

**FIELD GOALS**

3 vs. Penn State (11/27/19)

**FREE THROWS**

6 vs. Penn State (11/27/19)

**THREE-POINTERS**

3 vs. Penn State (11/27/19)

**ASSISTS**

2, 3x, MR: vs. Middle Tennessee (12/14/19)

**STEALS**

1, 4x, MR: vs. SLU (12/21/19)

**BLOCKS**

1, 2x, MR: vs. Oklahoma St. (11/29/19)

#14

**ANTAVION COLLUM****POINTS**

7 vs. Oklahoma State (11/29/19)

**REBOUNDS**

3, 3x, MR: at Texas A&amp;M (1/7/20)

**FIELD GOALS**

2 vs. Oklahoma State (11/29/19)

**FREE THROWS**

3 vs. Oklahoma State (11/29/19)

**THREE-POINTERS**

1, 2x, MR: at Wichita St. (1/4/20)

**ASSISTS**

1, 2x, MR: vs. Tennessee Tech (12/29/19)

**STEALS**

2 vs. Western Michigan (11/15/19)

**BLOCKS**

---

#15

**LUIS RODRIGUEZ****POINTS**

10 vs. Western Michigan (11/15/19)

**REBOUNDS**

6, 2x, MR: vs. Western Michigan (11/15/19)

**FIELD GOALS**

3 vs. Western Michigan (11/15/19)

**FREE THROWS**

5 vs. Seattle (11/19/19)

**THREE-POINTERS**

---

**ASSISTS**

4 vs. Seattle (11/19/19)

**STEALS**

3 vs. Arkansas State (11/8/19)

**BLOCKS**

2 vs. Middle Tennessee (12/21/18)

#23

**SAMMY HUNTER****POINTS**

8 vs. Western Michigan (11/15/19)

**REBOUNDS**

4, 2x, MR: vs. Seattle (11/19/19)

**FIELD GOALS**

4 vs. Western Michigan (11/15/19)

**FREE THROWS**

4 vs. Seattle (11/19/19)

**THREE-POINTERS**

1 vs. Butler (12/3/19)

**ASSISTS**

2, 4x, MR: vs. Tennessee Tech (12/29/19)

**STEALS**

2, 2x, MR: vs. Western Michigan (11/15/19)

**BLOCKS**

---

#33

**JOHN MCBRIDE****POINTS**

3 vs. Tennessee Tech (12/29/19)

**REBOUNDS**

2 vs. Western Michigan (11/15/19)

**FIELD GOALS**

1 vs. Tennessee Tech (12/29/19)

**FREE THROWS**

---

**THREE-POINTERS**

1 vs. Tennessee Tech (12/29/19)

**ASSISTS**

---

**STEALS**

---

**BLOCKS**

---

#34

**CONNER MCKAY****POINTS**

---

**REBOUNDS**

---

**FIELD GOALS**

---

**FREE THROWS**

---

**THREE-POINTERS**

---

**ASSISTS**

---

**STEALS**

---

**BLOCKS**

---

## SEASON HIGHS

## #0

**BLAKE HINSON****POINTS**

23 vs. CSU Bakersfield (12/7/19)

**REBOUNDS**

10 vs. Tennessee Tech (12/29/19)

**FIELD GOALS**

6, 2x, MR: vs. CSU Bakersfield (12/7/19)

**FREE THROWS**

9 vs. CSU Bakersfield (12/7/19)

**THREE-POINTERS**

4 at Memphis (11/23/19)

**ASSISTS**

3 vs. Tennessee Tech (12/29/19)

**STEALS**

2 vs. Butler (12/3/19)

**BLOCKS**

1, 2x, MR: vs. SLU (12/21/19)

## #1

**AUSTIN CROWLEY****POINTS**

11 vs. Middle Tennessee (12/14/19)

**REBOUNDS**

3, 3x, MR: at Texas A&amp;M (1/7/20)

**FIELD GOALS**

4 vs. Middle Tennessee (12/14/19)

**FREE THROWS**

2, 2x, MR: at Texas A&amp;M (1/7/20)

**THREE-POINTERS**

2, 3x, MR: vs. Middle Tennessee (12/14/19)

**ASSISTS**

6 at Memphis (11/23/19)

**STEALS**

2 vs. Tennessee Tech (12/29/19)

**BLOCKS**

1 vs. Middle Tennessee (12/14/19)

## #2

**DEVONTAE SHULER****POINTS**

20, 2x, MR: vs. Tennessee Tech (12/29/19)

**REBOUNDS**

7 vs. Oklahoma State (11/29/19)

**FIELD GOALS**

8 vs. Tennessee Tech (12/29/19)

**FREE THROWS**

3, 3x, MR: vs. Middle Tennessee (12/14/19)

**THREE-POINTERS**

3, 2x, MR: vs. CSU Bakersfield (12/7/19)

**ASSISTS**

9 vs. Middle Tennessee (12/14/19)

**STEALS**

4 vs. Norfolk State (11/12/19)

**BLOCKS**

3 vs. Western Michigan (11/15/19)

## #3

**KHADIM SY****POINTS**

20 vs. Southeastern Louisiana (12/21/19)

**REBOUNDS**

8 vs. Penn State (11/27/19)

**FIELD GOALS**

7 vs. Southeastern Louisiana (12/21/19)

**FREE THROWS**

5 vs. Southeastern Louisiana (12/21/19)

**THREE-POINTERS**

1, 4x, MR: vs. SLU (12/21/19)

**ASSISTS**

3 vs. Butler (12/3/19)

**STEALS**

2 at Memphis (11/23/19)

**BLOCKS**

3 at Wichita State (1/4/20)

## #4

**BREEIN TYREE****POINTS**

34 vs. Middle Tennessee (12/14/19)

**REBOUNDS**

8 vs. Butler (12/3/19)

**FIELD GOALS**

11 vs. Middle Tennessee (12/14/19)

**FREE THROWS**

11 vs. CSU Bakersfield (12/7/19)

**THREE-POINTERS**

8 vs. Middle Tennessee (12/14/19)

**ASSISTS**

6 vs. CSU Bakersfield (12/7/19)

**STEALS**

3, 2x, MR: vs. Norfolk St. (11/12/19)

**BLOCKS**

1 vs. Middle Tennessee (12/14/19)

## #5

**KJ BUFFEN****POINTS**

23 vs. Norfolk State (11/12/19)

**REBOUNDS**

9, 4x, MR: vs. SLU (12/21/19)

**FIELD GOALS**

9 vs. Norfolk State (11/12/19)

**FREE THROWS**

7 vs. Tennessee Tech (12/29/19)

**THREE-POINTERS**

1, 4x, MR: vs. Tennessee Tech (12/29/19)

**ASSISTS**

6 vs. Penn State (11/27/19)

**STEALS**

4 vs. Penn State (11/27/19)

**BLOCKS**

3 vs. Tennessee Tech (12/29/19)

## #10

**CARLOS CURRY****POINTS**

4, 2x, MR: vs. Western Michigan (11/15/19)

**REBOUNDS**

3 vs. Arkansas State (11/8/19)

**FIELD GOALS**

2, 2x, MR: vs. Western Michigan (11/15/19)

**FREE THROWS**

---

**THREE-POINTERS**

---

**ASSISTS**

1 vs. Western Michigan (11/15/19)

**STEALS**

2 vs. Western Michigan (11/15/19)

**BLOCKS**

1 vs. Western Michigan (11/15/19)

## #11

**FRANCO MILLER JR.****POINTS**

4 vs. Arkansas State (11/8/19)

**REBOUNDS**

6 at Texas A&amp;M (1/7/20)

**FIELD GOALS**

1, 2x, MR: at Wichita St. (1/4/20)

**FREE THROWS**

1 vs. Arkansas State (11/8/19)

**THREE-POINTERS**

1 vs. Arkansas State (11/8/19)

**ASSISTS**

2, 2x, MR: at Texas A&amp;M (1/7/20)

**STEALS**

1 vs. Arkansas State (11/8/19)

**BLOCKS**

---

## #12

**SHON ROBINSON****POINTS**

---

**REBOUNDS**

---

**FIELD GOALS**

---

**FREE THROWS**

---

**THREE-POINTERS**

---

**ASSISTS**

---

**STEALS**

---

**BLOCKS**

---

## #13

**BRYCE WILLIAMS****POINTS**

15 vs. Penn State (11/27/19)

**REBOUNDS**

1, 6x, MR: vs. SLU (12/21/19)

**FIELD GOALS**

3 vs. Penn State (11/27/19)

**FREE THROWS**

6 vs. Penn State (11/27/19)

**THREE-POINTERS**

3 vs. Penn State (11/27/19)

**ASSISTS**

2, 3x, MR: vs. Middle Tennessee (12/14/19)

**STEALS**

1, 4x, MR: vs. SLU (12/21/19)

**BLOCKS**

1, 2x, MR: vs. Oklahoma St. (11/29/19)

## #14

**ANTAVION COLLUM****POINTS**

7 vs. Oklahoma State (11/29/19)

**REBOUNDS**

3, 3x, MR: at Texas A&amp;M (1/7/20)

**FIELD GOALS**

2 vs. Oklahoma State (11/29/19)

**FREE THROWS**

3 vs. Oklahoma State (11/29/19)

**THREE-POINTERS**

1, 2x, MR: at Wichita St. (1/4/20)

**ASSISTS**

1, 2x, MR: vs. Tennessee Tech (12/29/19)

**STEALS**

2 vs. Western Michigan (11/15/19)

**BLOCKS**

---

## #15

**LUIS RODRIGUEZ****POINTS**

10 vs. Western Michigan (11/15/19)

**REBOUNDS**

6, 2x, MR: vs. Western Michigan (11/15/19)

**FIELD GOALS**

3 vs. Western Michigan (11/15/19)

**FREE THROWS**

5 vs. Seattle (11/19/19)

**THREE-POINTERS**

--

**ASSISTS**

4 vs. Seattle (11/19/19)

**STEALS**

3 vs. Arkansas State (11/8/19)

**BLOCKS**

1, 2x, MR: vs. Norfolk St. (11/12/19)

## #23

**SAMMY HUNTER****POINTS**

8 vs. Western Michigan (11/15/19)

**REBOUNDS**

4, 2x, MR: vs. Seattle (11/19/19)

**FIELD GOALS**

4 vs. Western Michigan (11/15/19)

**FREE THROWS**

4 vs. Seattle (11/19/19)

**THREE-POINTERS**

1 vs. Butler (12/3/19)

**ASSISTS**

2, 4x, MR: vs. Tennessee Tech (12/29/19)

**STEALS**

2, 2x, MR: vs. Western Michigan (11/15/19)

**BLOCKS**

---

## #33

**JOHN MCBRIDE****POINTS**

3 vs. Tennessee Tech (12/29/19)

**REBOUNDS**

2 vs. Western Michigan (11/15/19)

**FIELD GOALS**

1 vs. Tennessee Tech (12/29/19)

**FREE THROWS**

---

**THREE-POINTERS**

1 vs. Tennessee Tech (12/29/19)

**ASSISTS**

---

**STEALS**

---

**BLOCKS**

---

## #34

**CONNER MCKAY****POINTS**

---

**REBOUNDS**

---

**FIELD GOALS**

---

**FREE THROWS**

---

**THREE-POINTERS**

---

**ASSISTS**

---

**STEALS**

---

**BLOCKS**

---

## THE LAST TIME ...

## AN OLE MISS TEAM...

Scored 100+ points at home ..... 105 vs. Oregon (Dec. 8, 2013)  
 Scored 100+ points on the road ..... 104 at Mississippi State (4ot) (Jan. 24, 1990)  
 Scored 100+ points and lost ..... 105 vs. Oregon (Dec. 8, 2013)  
 Scored 110+ points ..... 111 vs. Mississippi Valley State (Nov. 22, 2013)  
 Scored 50 points or less ..... 47 at Texas A&M (Jan. 7, 2020)  
 Scored 40 points or less ..... 37 vs. Oklahoma State (Nov. 29, 2019)  
 Scored 50 or less and won ..... 50-48 vs. SMU (Jan. 3, 2012)  
 Held opponent to 50 or less ..... 43 vs. Arkansas State (Nov. 8, 2019)  
 Won an overtime game ..... 90-87 at Missouri (Feb. 20, 2018)  
 Lost an overtime game ..... 90-86 at Florida (Jan. 30, 2019)  
 Won a double overtime game ..... 90-87 vs. Texas Tech (Mar. 23, 2010)  
 Lost a double overtime game ..... 69-67 at Alabama (Feb. 4, 2012)  
 Played a triple overtime game ..... Never Happened  
 Played a four-overtime game ..... 104-102 at Mississippi State (Jan. 24, 1990)

Made 10+ three-point field goals ..... 14 vs. Middle Tennessee (Dec. 14, 2019)  
 Made 12+ three-point field goals ..... 14 vs. Middle Tennessee (Dec. 14, 2019)  
 Made 15+ three-point field goals ..... 15 at Syracuse (March 18, 2017)  
 Allowed 10+ three-point field goals ..... 10 vs. Southeastern Louisiana (Dec. 21, 2019)  
 Had 15+ rebound margin ..... 16 vs. Southeastern Louisiana (Dec. 12, 2018)  
 Had 20+ rebound margin ..... 22 vs. Arkansas (Jan. 11, 2012)  
 Had 25+ rebound margin ..... 25 vs. Florida A&M (Dec. 22, 2008)  
 Had 50+ rebounds ..... 50 vs. Tennessee (Jan. 17, 2017)  
 Had 60+ rebounds ..... 64 vs. Troy (Nov. 27, 2007)  
 Had two players with 10+ rebounds ..... at #22 Auburn (Jan. 9, 2018)  
 ..... Terence Davis (10), Dominik Olejniczak (10)  
 Had three players with 10+ rebounds ..... vs. Georgia (Jan. 9, 2016)  
 ..... Sebastian Saiz (10), Martavious Newby (10), and Rasheed Brooks (10)  
 Had two players with 20+ points ..... vs. Tennessee Tech (Dec. 29, 2019)  
 ..... KJ Buffen (20), Devontae Shuler (20)  
 Attempted 30+ free throws ..... 36 vs. CSU Bakersfield (Dec. 7, 2019)  
 Attempted 40+ free throws ..... 55 vs. Missouri (March 9, 2017)  
 Attempted 50+ free throws ..... 55 vs. Missouri (March 9, 2017)  
 Made 25+ free throws ..... 27 vs. #10 Auburn (Jan. 9, 2019)  
 Made 30+ free throws ..... 31 vs. Missouri (March 9, 2017)  
 Made 35+ free throws ..... 40 vs. Georgia Southern (Nov. 17, 2015)  
 Made 40+ free throws ..... 40 vs. Georgia Southern (Nov. 17, 2015)  
 Shot 90% or better from FT line ..... 90.5% (19-21) at Missouri (March 9, 2019)

Had 20+ assists ..... 22 vs. Tennessee Tech (Dec. 29, 2019)  
 Had 25+ assists ..... 25 vs. ULM (Dec. 1, 2018)  
 Had 30+ assists ..... 32 vs. Centenary (Dec. 19, 2009)

Had 20+ turnovers ..... 20 vs. Oklahoma State (Nov. 29, 2019)  
 Had 25+ turnovers ..... 26 vs. Southern Utah (Nov. 18, 2005)  
 Forced 20+ turnovers ..... 23 vs. Arkansas State (Nov. 8, 2019)  
 Forced 25+ turnovers ..... 25 vs. Missouri (Feb. 16, 2019)  
 Forced 30+ turnovers ..... 31 vs. Louisiana-Monroe (Nov. 24, 2007)

Had 10+ steals ..... 10 vs. Western Michigan (Nov. 15, 2019)  
 Had 15+ steals ..... 15 vs. Western Michigan (Nov. 10, 2018)  
 Had 20+ steals ..... 20 vs. Lipscomb (Nov. 23, 2012)

Blocked 5+ shots ..... 5 vs. Western Michigan (Nov. 15, 2019)  
 Blocked 10+ shots ..... 10 vs. Texas A&M-Corpus Christi (Dec. 19, 2017)  
 Blocked 12+ shots ..... 13 vs. Bradley (Dec. 19, 2016)

Beat a ranked team ..... 81-77 at #14 Mississippi St. (Jan. 12, 2019)  
 Beat a ranked team on the road ..... 81-77 at #14 Mississippi St. (Jan. 12, 2019)  
 Beat a ranked team on a neutral floor ..... 75-68 vs. #23 Creighton (Nov. 28, 2014)

Kept every opposing player out of double figures ..... vs. Mississippi St. (Jan. 6, 2018)  
 Had all five starters score in double figures ..... vs. CSU Bakersfield (Dec. 7, 2019)  
 Had five players score in double figures ..... vs. Middle Tennessee (Dec. 14, 2019)  
 Had six players score in double figures ..... at Auburn (Jan. 7, 2017)  
 Had no players score in double figures ..... vs. Oklahoma State (Nov. 29, 2019)

Overcame a 5-point+ halftime deficit to win ..... 16 vs. Penn State (Nov. 27, 2019)  
 Overcame a 5-point+ halftime deficit on the road to win ..... 8 at Missouri (March 9, 2019)  
 Overcame a 10-point+ halftime deficit to win ..... 16 vs. Penn State (Nov. 27, 2019)  
 Overcame a 20-point+ halftime deficit to win ..... 20 vs. Auburn (Feb. 11, 2017)  
 Overcame a 10-point+ second half deficit to win ..... 21 vs. Penn State (Nov. 27, 2019)  
 Overcame a 15-point+ second half deficit to win ..... 21 vs. Penn State (Nov. 27, 2019)  
 Overcame a 20-point+ second half deficit to win ..... 21 vs. Penn State (Nov. 27, 2019)

Went on a 20-0 run ..... 28 vs. Chattanooga (Dec. 16, 2018)  
 Went on a 25-0 run ..... 28 vs. Chattanooga (Dec. 16, 2018)

## AN OLE MISS PLAYER...

Scored 20+ points ..... 26, Breein Tyree at Texas A&M (Jan. 7, 2020)  
 Scored 30+ points ..... 34, Breein Tyree vs. Middle Tennessee (Dec. 14, 2019)  
 Scored 35+ points ..... 41, Deandre Burnett vs. Oral Roberts (Nov. 18, 2016)  
 Scored 40+ points ..... 41, Deandre Burnett vs. Oral Roberts (Nov. 18, 2016)  
 Scored 50+ points ..... 53, Gerald Glass vs. LSU (Mar. 4, 1989)

Scored 20+ points in 5 straight games ..... Breein Tyree (Jan. 26-Feb. 14, 2019)  
 Scored 20+ points in 10 straight games ..... Stefan Moody (Nov. 25, 2015-Jan. 28, 2016)  
 Scored 20+ points in 14 straight games ..... Stefan Moody (Nov. 25, 2015-Jan. 28, 2016)  
 Scored 20+ points in 18 straight games ..... Joe Gibbon (Dec. 10, 1956-Feb. 28, 1957)  
 Scored 20+ points in 22 straight games ..... Johnny Neumann (Dec. 1, 1920-Feb. 22, 1971)

Made 5+ 3-pointers ..... 6, at Texas A&M (Jan. 7, 2020)  
 Made 7+ 3-pointers ..... 8, Breein Tyree vs. Middle Tennessee (Dec. 14, 2019)  
 Made 8+ 3-pointers ..... 8, Breein Tyree vs. Middle Tennessee (Dec. 14, 2019)  
 Made 9+ 3-pointers ..... 9, Deandre Burnett vs. Oral Roberts (Nov. 18, 2016)  
 Made 10+ 3-pointers ..... 10, Marshall Henderson vs. Oregon (Dec. 8, 2013)  
 Attempted 10+ 3-pointers ..... 13, Breein Tyree at Texas A&M (Jan. 7, 2020)  
 Attempted 15+ 3-pointers ..... 17, Stefan Moody vs. Alabama (March 10, 2016)

Had a double-double ..... Terence Davis (25 points, 12 rebounds)  
 ..... vs. #6 Kentucky (March 5, 2019)  
 Had a double-double in 2 straight games ..... Sebastian Saiz (3/4/17-3/9/17)  
 Had a double-double in 3 straight games ..... Sebastian Saiz (1/28/17-2/4/17)  
 Had a double-double in 4 straight games ..... Sebastian Saiz (1/28/17-2/8/17)  
 Had a double-double in 5 straight games ..... Sebastian Saiz (12/15/16-1/3/17)  
 Had a double-double in 6 straight games ..... Sebastian Saiz (12/15/16-1/7/17)  
 Had a double-double in 7 straight games ..... Rahim Lockhart (11/19/99-12/4/99)  
 Had 5+ double-doubles in a season ..... 5, Terence Davis, - 2016-17 season  
 ..... 23, Sebastian Saiz - 2016-17 season  
 Had 10+ double-doubles in a season ..... 23, Sebastian Saiz - 2016-17 season  
 Had 18+ double-doubles in a season ..... 23, Sebastian Saiz - 2016-17 season  
 Had 20+ double-doubles in a season ..... 23, Sebastian Saiz - 2016-17 season

Had 20+ points and 15+ rebounds ..... Sebastian Saiz, 21 pts/15 rebs  
 ..... vs. South Carolina (March 4, 2017)  
 Had 20+ points and 20+ rebounds ..... Walter Actwood, 22 pts/22 rebs  
 ..... vs. ISU-Evansville (Dec. 1, 1975)

Had 15+ rebounds ..... 15, Sebastian Saiz vs. Georgia Tech (March 21, 2017)  
 Had 20+ rebounds ..... 20, Murphy Holloway vs. Auburn (Feb. 24, 2010)  
 Had 10+ offensive rebounds ..... 10, Dwayne Curtis vs. Auburn (Feb. 25, 2006)  
 Had 10+ defensive rebounds ..... 11, Terence Davis vs. #6 Kentucky (March 5, 2019)

Had 10+ assists ..... 10, Jarvis Summers vs. BYU (March 17, 2015)  
 Had 15+ assists ..... 15, Sean Tuohy vs. Auburn (Jan. 26, 1980)  
 Had 9+ assists and 0 turnovers ..... 9, Cullen Neal vs. South Alabama (Dec. 22, 2016)  
 Had 8+ assists and 0 turnovers ..... 8, Deandre Burnett at Texas A&M (Jan. 16, 2018)

Had 5+ blocks ..... 6, Sebastian Saiz vs. Bradley (Dec. 19, 2016)  
 Had 8+ blocks ..... 8, Reginald Buckner at Arkansas (Feb. 5, 2011)

Had 5+ steals ..... 5, Devontae Shuler vs. Missouri (Feb. 16, 2019)  
 Had 7+ steals ..... 7, Terence Davis vs. Texas A&M (Feb. 6, 2019)  
 Had 8+ steals ..... 8, Gerald Glass vs. Christian Bros. (Nov. 25, 1988)

Made 10+ free throws ..... 11, Breein Tyree vs. CSU Bakersfield (Dec. 7, 2019)  
 Made 15+ free throws ..... 15, Stefan Moody vs. Mississippi State (March 3, 2016)  
 Attempted 10+ free throws ..... 14, Breein Tyree vs. CSU Bakersfield (Dec. 7, 2019)  
 Attempted 15+ free throws ..... 17, Breein Tyree vs. Baylor (Nov. 23, 2018)  
 Attempted 20+ free throws ..... 20, Ansu Sesay vs. Arkansas (Feb. 18, 1995)

Shot 100% from the floor (min. 5) ..... KJ Buffen, 5-5  
 ..... vs. LSU (Jan. 15, 2019)  
 Shot 90% from the floor (min. 10) ..... Marcanvis Hymon, 10-11,  
 ..... vs. Towson (Nov. 20, 2015)

Played 40+ minutes ..... 40, Devontae Shuler at Texas A&M (Jan. 7, 2020)


Fouled out ..... KJ Buffen at No. 23 Wichita State (Jan. 4, 2020)



## RADIO/TV ROSTER

**BLAKE HINSON**


6-7 • 230 • G/F • So.  
Deltona, Fla.

**AUSTIN CROWLEY**

6-5 • 188 • G • Fr.  
West Point, Miss.

**DEVONTAE SHULER**


6-2 • 192 • G • Jr.  
Irmo, S.C.

**KHADIM SY**


6-10 • 244 • F • Jr.  
Dakar, Senegal

**BREEIN TYREE**


6-2 • 195 • G • Sr.  
Somerset, N.J.

**KJ BUFFEN**


6-7 • 225 • F • So.  
Gainesville, Ga.

**CARLOS CURRY**

6-11 • 235 • F • R-Fr.  
Albany, Ga.

**FRANCO MILLER JR.**


6-3 • 202 • G • R-Fr.  
Freeport, Bahamas

**SHON ROBINSON**


6-11 • 210 • F • Fr.  
Chicago, Ill.

**BRYCE WILLIAMS**


6-2 • 178 • G • Jr.  
Tampa, Fla.

**ANTAVION COLLUM**


6-7 • 228 • F • Fr.  
Memphis, Tenn.

**LUIS RODRIGUEZ**


6-6 • 211 • G/F • So.  
Los Angeles, Calif.

**SAMMY HUNTER**


6-9 • 230 • F • Fr.  
Nassau, Bahamas

**JARKEL JOINER**

6-1 • 177 • G • Jr.  
Oxford, Miss.

**JOHN MCBRIDE**

6-7 • 221 • G • R-Fr.  
Memphis, Tenn.

**CONNER MCKAY**


5-11 • 188 • G • Jr.  
Baldwyn, Miss.

**KERMIT DAVIS**

Head Coach  
Second year at Ole Miss

**WIN CASE**

Assistant Coach  
Second year at Ole Miss

**RONNIE HAMILTON**

Assistant Coach  
Second year at Ole Miss

**LEVI WATKINS**

Assistant Coach  
Second year at Ole Miss

BOX SCORES

GAME 1: OLE MISS 71, ARKANSAS STATE 43



Official Basketball Box Score -- Game Totals -- Final Statistics  
Arkansas State vs Ole Miss  
11-8-19 6 p.m. at Oxford, Miss. (The Pavilion at Ole Miss)



Arkansas State 43 • 1-1

#	Player	Total		3-Ptr		Rebounds			PF	TP	A TO Blk Stl					Min
		FG-FGA	FG-FGA	FT-FTA	FT-FTA	Off	Def	Tot			A	TO	Blk	Stl		
03	Brevard, Malik	f	1-1	0-0	0-1	0	4	4	5	2	0	5	2	0		23
04	Matthews, J.J.	f	4-8	0-0	2-3	0	2	2	4	10	0	1	0	1		21
05	Willis, Christian	g	1-2	1-2	0-0	0	1	1	3	3	1	2	0	0		1
12	Kus, Canberk	g	4-12	1-4	1-2	0	2	2	10	2	3	0	0	4		31
23	Eaton, Marquis	g	1-7	1-4	1-2	0	6	6	1	4	5	4	0	1		33
01	Johnson, Jerry		2-9	1-5	0-0	0	1	1	3	5	3	3	0	0		24
02	Wilson, Kobe		2-6	2-4	2-2	0	2	2	1	8	1	2	0	1		24
32	Jackson, Antwon		0-1	0-0	1-2	1	1	2	0	1	0	3	0	3		23
Team						5	3	8								
Totals			15-46	6-19	7-12	6	22	28	19	43	12	23	2	11		200
FG % 1st Half:		7-20	35.0%	2nd half:	8-26	30.8%	Game:		15-46	32.6%	Deadball					
3FG % 1st Half:		4-10	40.0%	2nd half:	2-9	22.2%	Game:		6-19	31.6%	Rebounds					
FT % 1st Half:		1-3	33.3%	2nd half:	6-9	66.7%	Game:		7-12	58.3%	1					

Ole Miss 71 • 1-0

#	Player	Total		3-Ptr		Rebounds			PF	TP	A TO Blk Stl					Min
		FG-FGA	FG-FGA	FT-FTA	FT-FTA	Off	Def	Tot			A	TO	Blk	Stl		
03	Sy Khadim	f	3-6	0-0	2-2	2	2	4	3	8	1	1	0	1		20
05	Buffen,KJ	f	5-6	1-1	5-8	2	7	9	3	16	1	2	2	3		24
02	Shuler,Devontae	g	7-11	3-7	3-4	1	2	3	1	20	1	4	0	2		28
04	Tyree,Brein	g	2-9	1-7	1-2	0	2	2	0	6	4	2	0	0		25
15	Rodriguez,Luis	g	2-8	0-3	1-2	2	4	6	1	5	3	1	1	3		25
01	Crowley,Austin		2-4	2-4	0-0	1	1	2	5	6	1	1	0	0		10
10	Curry,Carlos		2-4	0-0	1	2	3	1	4	0	0	0	0	0		9
11	Miller,Franco		1-3	1-2	1-2	0	1	1	0	4	1	1	0	1		12
13	Williams,Bryce		1-1	0-0	0-0	0	1	1	2	2	2	2	0	0		14
14	Collum,Antavion		0-2	0-1	0-0	0	0	0	2	0	0	0	0	1		12
23	Hunter,Sammy		0-2	0-1	0-0	0	2	2	2	0	2	0	0	0		17
33	McBride,John		0-0	0-0	0-0	0	0	0	0	0	0	0	0	0		3
34	McKay,Conner		0-0	0-0	0-0	0	0	0	0	0	0	0	0	0		1
Team						2	5	7			1					
Totals			25-56	8-26	13-20	11	29	40	20	71	16	15	3	14		200
FG % 1st Half:		15-34	44.1%	2nd half:	10-22	45.5%	Game:		25-56	44.6%	Deadball					
3FG % 1st Half:		5-17	29.4%	2nd half:	3-9	33.3%	Game:		8-26	30.8%	Rebounds					
FT % 1st Half:		4-8	50.0%	2nd half:	9-12	75.0%	Game:		13-20	65.0%	5					

Officials: Pat Adams, Vladimir Voyard-Tadal, Nathan Bemis  
Technical fouls: Arkansas State-Matthews, J.J.; Willis, Christian. Ole Miss-Buffen,KJ.  
Attendance: 8009

Score by periods	1st	2nd	Total
Arkansas State	19	24	43
Ole Miss	39	32	71

Last FG - ASU 2nd-01:26, OM 2nd-02:27.  
Largest lead - ASU by 3 1st-19:20, OM by 29 2nd-13:54.  
ASU led for 01:34, OM led for 37:22. Game was tied for 01:04.

Score tied - 1 time.  
Lead changed - 1 time.

GAME 3: OLE MISS 85, WESTERN MICHIGAN 58



Official Basketball Box Score -- Game Totals -- Final Statistics  
Western Michigan vs Ole Miss  
11-15-19 6 pm at Oxford, Miss. (The Pavilion at Ole Miss)



Western Michigan 58 • 3-1

#	Player	Total		3-Ptr		Rebounds			PF	TP	A TO Blk Stl					Min
		FG-FGA	FG-FGA	FT-FTA	FT-FTA	Off	Def	Tot			A	TO	Blk	Stl		
30	WHITENS, Jason	f	2-6	0-3	0-0	3	4	7	0	4	2	1	0	1		31
35	JOHNSON, Brandon	f	8-12	2-4	3-5	1	3	4	2	21	0	1	0	0		24
22	WRIGHT, Titus	c	0-0	0-0	2-2	1	1	2	3	2	0	1	0	0		20
03	WHITE, B.Antis	g	2-11	1-8	1-2	0	0	0	1	6	1	5	0	2		23
12	FLOWERS, Michael	g	4-15	1-9	5-6	1	3	4	3	14	3	5	0	0		33
00	WILKINS, Kawanise		2-5	0-1	2-2	1	2	3	3	6	1	2	1	1		21
01	BARRS, Chase		0-0	0-0	0-0	0	2	2	1	0	0	0	1	0		13
02	MARTIN, Adrian		0-1	0-0	0-0	0	1	1	1	0	0	0	0	0		3
04	PRINTY, Jared		0-3	0-3	0-0	1	0	1	2	0	0	1	0	0		10
10	TOLIVER, Luke		0-0	0-0	0-0	0	1	1	0	0	0	0	0	0		3
11	CRUZ JR., Rafael		0-2	0-1	0-0	0	0	0	0	0	1	0	0	1		7
15	EMILLEN, Patrick		1-1	1-1	0-0	0	0	0	2	3	0	1	1	0		5
24	BoyerRichard, William		0-2	0-2	0-0	0	1	1	0	1	1	1	0	0		4
24	IKONGSHUL, Adida		1-1	0-0	0-0	0	1	1	0	2	0	1	0	0		3
Team						4	2	6								
Totals			20-59	5-32	13-17	12	21	33	19	58	9	19	3	5		200
FG % 1st Half:		11-34	32.4%	2nd half:	9-25	36.0%	Game:		20-59	33.9%	Deadball					
3FG % 1st Half:		3-16	18.8%	2nd half:	2-16	12.5%	Game:		5-32	15.6%	Rebounds					
FT % 1st Half:		7-9	77.8%	2nd half:	6-8	75.0%	Game:		13-17	76.5%	3					

Ole Miss 85 • 3-0

#	Player	Total		3-Ptr		Rebounds			PF	TP	A TO Blk Stl					Min
		FG-FGA	FG-FGA	FT-FTA	FT-FTA	Off	Def	Tot			A	TO	Blk	Stl		
03	Sy Khadim	f	3-5	0-0	2-2	1	1	2	4	8	0	2	1	1		20
05	Buffen,KJ	f	2-2	0-0	1-2	0	6	6	5	5	0	1	0	0		13
02	Shuler,Devontae	g	6-12	1-3	3-3	1	3	4	1	16	3	1	3	1		26
04	Tyree,Brein	g	7-16	1-4	5-6	1	3	4	1	20	3	2	0	1		29
15	Rodriguez,Luis	g	3-4	0-0	4-4	1	5	6	2	10	2	2	0	0		26
01	Crowley,Austin		2-5	2-3	0-0	0	2	2	0	6	2	0	0	0		21
10	Curry,Carlos		2-3	0-0	0-0	1	1	2	0	4	1	1	0	1		11
11	Miller,Franco		0-1	0-1	0-0	0	1	1	0	0	2	0	0	0		4
13	Williams,Bryce		2-3	0-1	1-3	0	0	0	1	5	0	1	0	1		14
14	Collum,Antavion		1-2	1-2	0-0	0	1	1	3	3	1	1	0	2		7
23	Hunter,Sammy		4-6	0-1	0-0	2	4	6	3	8	2	2	0	2		27
33	McBride,John		0-2	0-0	0-0	0	2	2	0	0	0	0	0	0		2
Team						1	3	4								
Totals			32-61	5-15	16-20	10	28	38	20	85	16	14	5	10		200
FG % 1st Half:		14-28	50.0%	2nd half:	18-33	54.5%	Game:		32-61	52.5%	Deadball					
3FG % 1st Half:		1-5	20.0%	2nd half:	4-10	40.0%	Game:		5-15	33.3%	Rebounds					
FT % 1st Half:		11-13	84.6%	2nd half:	5-7	71.4%	Game:		16-20	80.0%	2					

Officials: Anthony Jordan, Brian Shey, Josue Nieves  
Technical fouls: Western Michigan-None. Ole Miss-None.  
Attendance: 7310

Score by periods	1st	2nd	Total
Western Michigan	32	26	58
Ole Miss	40	45	85

Last FG - WMU 2nd-00:50, OM 2nd-02:14.  
Largest lead - WMU by 8 1st-10:27, OM by 32 2nd-02:14.  
WMU led for 10:21, OM led for 28:24. Game was tied for 01:15.

Score tied - 0 times.  
Lead changed - 1 time.

GAME 2: OLE MISS 68, NORFOLK STATE 55



Official Basketball Box Score -- Game Totals -- Final Statistics  
Norfolk State vs Ole Miss  
11-12-19 6:30 p.m. at The Pavilion at Ole Miss (Oxford, Miss.)



Norfolk State 55 • 2-1

#	Player	Total		3-Ptr		Rebounds			PF	TP	A TO Blk Stl					Min
		FG-FGA	FG-FGA	FT-FTA	FT-FTA	Off	Def	Tot			A	TO	Blk	Stl		
22	RICKS,Spirit	f	2-7	2-5	0-0	0	1	1	2	6	0	2	0	1		21
35	SIBIDE,Yoro	f	2-3	0-0	0-0	1	1	2	5	4	0	1	1	0		13
04	BRYANT,Joe	g	2-8	1-4	6-6	2	1	3	2	11	1	0	0	0		31

BOX SCORES

GAME 5: #16 MEMPHIS 87, OLE MISS 86



Official Basketball Box Score -- Game Totals -- Final Statistics  
Ole Miss vs Memphis  
11/23/19 12:00 pm at



Ole Miss 86 • 4-1,0-0 SEC

#	Player	Total		3-Ptr		Rebounds			PF	TP	A	TO	Blk	Stl	Min
		FG-FGA	FG-FGA	FT-FTA	Off	Def	Tot								
03	Sy,Khadim	f	3-6	1-1	2-2	3	3	6	5	9	2	1	2	2	20
05	Buffen,KJ	f	4-8	1-2	4-7	4	2	6	5	13	0	2	1	1	23
02	Shuler,Devontae	g	3-11	2-6	1-3	0	3	3	3	9	1	2	0	3	31
04	Tyree,Breein	g	7-20	2-7	8-10	0	4	4	3	24	4	6	0	1	35
15	Rodriguez,Luis	g	0-3	0-0	0-0	4	1	5	0	0	3	0	0	0	19
00	Hinson,Blake		5-9	4-7	1-2	1	2	3	4	15	2	1	0	0	21
01	Crowley,Austin		1-2	1-2	0-0	0	3	3	3	6	1	0	1	0	22
13	Williams,Bryce		1-4	1-2	4-4	0	0	0	2	7	1	1	0	0	10
14	Collum,Antavion		0-0	0-0	2-2	1	2	3	2	0	1	0	0	0	7
23	Hunter,Sammy		2-3	0-0	0-0	0	1	1	2	4	0	0	0	0	12
Team						3	1	4							
Totals			26-66	12-27	22-30	16	22	38	30	86	19	16	3	8	200
FG % 1st Half:		12-33	36.4%	2nd half:	14-33	42.4%	Game:	26-66	39.4%	Deadball Rebounds					
3FG % 1st Half:		6-14	42.9%	2nd half:	6-13	46.2%	Game:	12-27	44.4%	1.2					
FT % 1st Half:		8-13	61.5%	2nd half:	14-17	82.4%	Game:	22-30	73.3%						

Memphis 87 • 5-1,0-0 AAC

#	Player	Total		3-Ptr		Rebounds			PF	TP	A	TO	Blk	Stl	Min
		FG-FGA	FG-FGA	FT-FTA	Off	Def	Tot								
14	Isaiah Maurice	f	1-1	0-0	0-0	0	0	0	2	2	0	1	1	0	11
55	Precious Achiuwa	f	10-16	0-0	5-10	6	5	11	2	25	1	3	2	3	32
05	Boogie Ellis	g	0-5	0-2	0-2	0	2	2	4	0	2	0	0	3	18
10	Damion Baugh	g	1-2	0-0	4-4	0	4	4	6	2	5	0	0	0	23
11	Lester Quinones	g	1-1	0-0	0-0	0	0	0	0	2	1	1	0	1	9
00	D.J. Jeffries		10-18	0-2	3-4	0	4	4	3	23	1	2	2	0	34
01	Tyler Harris		4-9	3-7	4-7	0	0	0	4	15	0	0	0	0	23
02	Alex Lomax		3-5	0-0	8-9	1	6	7	2	14	7	3	1	0	29
15	Lance Thomas		0-1	0-0	0-0	2	3	5	4	0	1	1	3	2	9
25	Jayden Hardaway		0-0	0-0	0-0	0	0	0	1	0	0	0	0	0	12
Team						1	4	5							
Totals			30-58	3-11	24-36	10	28	38	26	87	15	16	9	11	200
FG % 1st Half:		15-27	55.6%	2nd half:	15-31	48.4%	Game:	30-58	51.7%	Deadball Rebounds					
3FG % 1st Half:		6-14	42.9%	2nd half:	3-11	27.3%	Game:	12-27	44.4%	6.3					
FT % 1st Half:		14-18	77.8%	2nd half:	10-18	55.6%	Game:	24-36	66.7%						

Officials: Gerald Williams,K.B. Burdett Jr.,Chuck Jones  
Technical fouls: Ole Miss-None. Memphis-D.J. Jeffries.  
Attendance: 17875  
2019-20 Men's Basketball. Round: 0. Memphis vs Ole Miss. Played at FedExForum.

Score by periods	1st	2nd	Total
Ole Miss	38	48	86
Memphis	45	42	87

Last FG - OM 2nd-00:00, MEM 2nd-00:01.  
Largest lead - OM by 4 1st-17:15, MEM by 16 2nd-11:19.  
OM led for 09:52. MEM led for 24:58. Game was tied for 05:10.

Score tied - 7 times.  
Lead changed - 1 time.

GAME 7: OKLAHOMA STATE 78, OLE MISS 37



Official Basketball Box Score -- Game Totals -- Final Statistics  
Ole Miss vs Oklahoma St.  
11/29/19 9:00 pm at



Ole Miss 37 • 5-2,0-0 SEC

#	Player	Total		3-Ptr		Rebounds			PF	TP	A	TO	Blk	Stl	Min
		FG-FGA	FG-FGA	FT-FTA	Off	Def	Tot								
03	Sy,Khadim	f	2-2	0-0	0-0	1	0	1	2	4	0	1	0	1	15
05	Buffen,KJ	f	2-11	0-0	0-0	1	4	5	4	4	2	3	0	2	32
00	Hinson,Blake	g	2-8	0-5	1-2	3	3	6	0	5	0	4	0	0	25
02	Shuler,Devontae	g	1-8	0-3	1-2	1	6	7	0	3	5	2	0	1	30
04	Tyree,Breein	g	3-11	1-4	0-0	1	4	5	1	7	0	5	0	0	28
01	Crowley,Austin		1-4	0-2	1-1	0	1	1	0	3	0	0	0	1	17
10	Curry,Carlos		0-1	0-0	0-0	0	2	2	0	0	0	1	0	0	5
11	Miller,Franco		0-1	0-1	0-0	0	2	2	0	0	0	2	0	0	4
13	Williams,Bryce		1-4	0-2	0-2	0	0	0	2	2	0	1	1	1	14
14	Collum,Antavion		2-4	0-2	3-4	0	2	2	1	7	0	0	0	1	10
23	Hunter,Sammy		1-3	0-0	0-0	0	3	3	2	2	1	0	0	0	18
33	McBride,John		0-1	0-1	0-0	0	0	0	0	0	0	0	0	0	2
Team						1	2	3							
Totals			15-58	1-20	6-11	9	28	37	12	37	9	20	1	7	200
FG % 1st Half:		6-24	25.0%	2nd half:	9-34	26.5%	Game:	15-58	25.9%	Deadball Rebounds					
3FG % 1st Half:		1-10	10.0%	2nd half:	0-9	0.0%	Game:	1-20	5.0%	4					
FT % 1st Half:		2-4	50.0%	2nd half:	4-7	57.1%	Game:	6-11	54.5%						

Oklahoma St. 78 • 7-0,0-0 Big 12

#	Player	Total		3-Ptr		Rebounds			PF	TP	A	TO	Blk	Stl	Min
		FG-FGA	FG-FGA	FT-FTA	Off	Def	Tot								
12	Cameron McGriff	f	5-8	0-2	5-5	1	4	5	3	15	1	1	1	1	25
14	Yor Anei	f	5-6	0-0	4-4	2	7	9	2	14	0	1	1	4	21
04	Thomas Dziagwa	g	4-12	3-11	0-0	0	0	0	0	11	2	0	0	1	26
13	Isaac Likekele	g	3-7	0-0	3-4	0	6	6	2	9	4	3	0	3	28
21	Lindy Waters, III	g	5-11	2-4	2-2	2	5	7	1	14	3	1	0	2	29
00	Avery Anderson, III		1-4	0-0	0-0	0	6	6	2	2	1	4	0	0	15
01	Jonathan Laurent		2-2	2-2	0-0	0	2	2	1	6	0	0	0	0	8
02	Chris Harris Jr.		0-3	0-3	0-0	0	0	0	0	0	0	0	0	0	9
20	Keylan Boone		1-4	1-4	0-0	0	2	2	1	3	0	0	0	2	14
22	Kalib Boone		1-2	0-0	0-0	0	0	0	0	2	0	1	0	1	10
31	Dee Mitchell		0-0	0-0	0-0	0	0	0	0	0	0	0	0	1	3
33	Trey Reeves		0-0	0-0	0-0	0	1	1	1	0	0	0	0	0	3
35	Hidde Roessink		1-3	0-1	0-0	1	2	3	1	2	0	2	0	0	9
Team						1	0	1							
Totals			28-62	8-27	14-15	7	35	42	14	78	11	13	5	11	200
FG % 1st Half:		14-35	40.0%	2nd half:	14-27	51.9%	Game:	28-62	45.2%	Deadball Rebounds					
3FG % 1st Half:		4-18	22.2%	2nd half:	4-9	44.4%	Game:	8-27	29.6%	0					
FT % 1st Half:		2-2	100.0%	2nd half:	12-13	92.3%	Game:	14-15	93.3%						

Officials: Anthony Jordan,John Gaffney,Pat Driscoll  
Technical fouls: Ole Miss-Sy,Khadim. Oklahoma St-None.  
Attendance: 4159  
2019-20 Men's Basketball. Round: 0. Oklahoma St. vs Ole Miss. Played at Barcla

Score by periods	1st	2nd	Total
Ole Miss	15	22	37
Oklahoma St.	34	44	78

Last FG - OM 2nd-01:40, OKST 2nd-01:19.  
Largest lead - OM by 3 1st-13:30, OKST by 41 2nd-02:01.  
OM led for 05:34. OKST led for 31:22. Game was tied for 03:04.

Score tied - 4 times.  
Lead changed - 3 times.

GAME 6: OLE MISS 74, PENN STATE 72



Official Basketball Box Score -- Game Totals -- Final Statistics  
Ole Miss vs Penn St.  
11/27/19 4:00 pm at



Ole Miss 74 • 5-1,0-0 SEC

#	Player		Total			3-Ptr			Rebounds			PF	TP	A	TO	Blk	Stl	Min
			FG-FGA	FG-FGA	FT-FTA	Off	Def	Tot										
03	Sy,Khadim	f	3-8	0-1	2-3	2	6	8	4	8	1	2	0	0	25			
05	Buffen,KJ	f	6-13	0-0	1-2	4	5	9	1	13	6	0	1	4	39			
00	Hinson,Blake	g	6-10	3-5	2-2	1	5	6	5	17	2	3	0	0	30			
02	Shuler,Devontae	g	0-5	0-0	0-0	0	3	3	0	0	3	2	0	1	26			
04	Tyree,Breein	g	7-18	1-7	3-5	0	5	5	1	18	0	3	1	0	33			
01	Crowley,Austin		0-1	0-0	0-0	0	0	0	0	0	1	3	0	1	11			
13	Williams,Bryce		3-6	3-3	6-6	1	0	1	1	15	1	2	1	1	20			
14	Collum,Antavion		0-0	0-0	0-0	0	1	1	3	0	0	0	0	1	12			
23	Hunter,Sammy		1-1	0-0	1-1	0	0	0	3	3	0	0	0	0	4			
Team						3	2	5										
Totals			26-62	7-16	15-19	11	27	38	18	74	14	15	3	8	200			
FG % 1st Half: 10-25			40.0%	2nd half: 16-37	43.2%	Game: 26-62			41.9%	Deadball Rebounds 2.1								
3FG % 1st Half: 1-5			20.0%	2nd half: 6-11	54.5%	Game: 7-16			43.8%									
FT % 1st Half: 6-10			60.0%	2nd half: 9-9	100.0%	Game: 15-19			78.9%									



BOX SCORES

GAME 9: OLE MISS 83, CSU BAKERSFIELD 67



Official Basketball Box Score -- Game Totals -- Final Statistics  
CSU Bakersfield vs Ole Miss  
12/7/19 1 p.m. at Oxford, Miss. (The Pavilion at Ole Miss)



CSU Bakersfield 67 • 4-7

#	Player	Total			Rebounds			PF	TP	A	TO	Blk	Stl	Min	
		FG-FGA	3-PT-FGA	FT-FTA	Off	Def	Tot								
25	Person Jr.,Darrin	f	1-1	0-0	0-0	1	0	1	1	2	0	2	0	8	
32	Stith,Shawn	f	4-4	0-0	7-10	3	2	5	2	15	1	1	0	24	
04	Moore,Taze	g	7-12	1-5	2-4	0	5	5	3	17	1	0	0	27	
05	Perry,Czar	g	6-12	0-0	4-8	0	2	2	4	16	8	3	0	35	
13	Buckingham,DeMonte	g	2-5	2-4	0-0	1	4	5	4	6	2	1	0	32	
00	Readus,Ronne		1-1	0-0	4-4	2	2	4	2	6	1	0	1	17	
03	Allen,Cam		0-1	0-0	0-0	0	0	0	0	0	0	0	0	2	
10	Edler-Davis,Justin		0-2	0-2	0-0	1	1	2	4	0	2	1	0	17	
21	Lee,Greg		1-4	0-0	0-0	2	0	2	1	2	0	1	0	11	
22	McCall,Justin		1-5	0-1	1-4	1	4	5	2	3	1	1	0	27	
Team						1	0	1	2						
Totals			23-47	3-12	18-30	12	20	32	25	67	16	10	1	3	200
FG % 1st Half:		12-24	50.0%	2nd half:	11-23	47.8%	Game:	23-47	48.9%	Deadball Rebounds 7					
3FG % 1st Half:		3-5	60.0%	2nd half:	0-7	0.0%	Game:	3-12	25.0%						
FT % 1st Half:		10-14	71.4%	2nd half:	8-16	50.0%	Game:	18-30	60.0%						

Ole Miss 83 • 6-3

#	Player		Total			3-Ptr			Rebounds			PF	TP	A	TO	Blk	Stl	Min
			FG-FGA	FG-FGA	FT-FTA	Off	Def	Tot										
00	Hinson,Blake	f	6-8	2-3	9-12	0	2	2	2	23	1	1	1	0	39			
03	Sy,Khadim	f	4-5	1-1	1-3	2	5	7	5	10	0	1	0	1	17			
05	Buffen,KJ	f	5-7	0-1	0-3	0	3	3	1	10	2	1	1	1	37			
02	Shuler,Devontae	g	6-12	3-7	0-0	1	3	4	1	15	6	0	0	1	36			
04	Tyree,Brelin	g	4-10	1-4	11-14	1	1	2	2	20	6	1	0	1	38			
01	Crowley,Austin		0-1	0-1	2-2	0	0	0	3	2	3	0	0	0	11			
10	Curry,Carlos		0-0	0-0	0-0	0	0	0	0	0	0	0	0	0	2			
13	Williams,Bryce		0-0	0-0	0-0	0	0	0	1	0	0	2	0	0	6			
14	Collum,Antavion		0-1	0-1	0-0	0	0	0	0	0	0	0	0	0	3			
23	Hunter,Sammy		1-1	0-0	1-2	0	0	0	4	3	0	0	0	0	11			
Team						2	3	5										
Totals				26-45	7-18	24-36	6	17	23	19	83	18	6	2	4	200		
FG % 1st Half:			12-24	50.0%	2nd half:	14-21	66.7%	Game:	26-45	57.8%	Deadball Rebounds 5							
3FG % 1st Half:			4-13	30.8%	2nd half:	3-5	60.0%	Game:	7-18	38.9%								
FT % 1st Half:			12-15	80.0%	2nd half:	12-21	57.1%	Game:	24-36	66.7%								

Officials: Don Dally, Wil Howard, Patrick Evans  
Technical fouls: CSU Bakersfield-TEAM 2, Ole Miss-None.  
Attendance: 6276

Score by periods	1st	2nd	Total
CSU Bakersfield	37	30	67
Ole Miss	40	43	83

Points	In	Off	2nd	Fast	Bench
CSUB	34	10	12	2	11
OM	28	14	4	2	5

Last FG - CSUB 2nd-03:41, OM 2nd-00:41.  
Largest lead - CSUB None, OM by 17 2nd-00:41.  
CSUB led for 00:00, OM led for 39:10, Game was tied for 00:50.

Score tied - 0 times.  
Lead changed - 0 times.

GAME 11: OLE MISS 83, SOUTHEASTERN LOUISIANA 76



Official Basketball Box Score -- Game Totals -- Final Statistics  
Southeastern Louisiana vs Ole Miss  
12-21-19 1 p.m. CT at Jackson, Miss. (Mississippi Coliseum)



Southeastern Louisiana 76 • 3-8

#	Player		Total		3-Ptr		Rebounds			PF	TP	A	TO	Blk	Stl	Min
			FG-FGA	FG-FGA	FT-FTA	Off	Def	Tot								
13	Diop,Pape	f	2-4	0-0	0-0	2	1	3	5	4	1	1	0	0	0	17
25	Brewer,Tyron		13-17	4-5	0-2	0	6	6	1	30	0	2	0	1	0	29
00	Butler,LaQuan	g	5-9	2-3	0-1	0	0	0	5	12	4	4	0	0	0	25
05	Smith,Byron	g	2-2	1-1	0-0	0	0	0	3	5	5	2	0	0	0	28
10	Julien,Von	g	1-3	0-0	0-0	0	2	2	3	2	8	3	0	1	0	29
02	Kirby,Isiah		2-4	0-1	0-0	1	3	4	1	4	3	2	0	0	0	18
03	Romanov,Maxim		1-1	0-0	0-0	0	0	0	2	2	1	0	0	0	0	6
04	Starwood,Maxwell		2-7	0-0	0-0	0	1	1	2	5	4	1	2	0	0	17
20	Gonzalez,Brandon		2-5	2-4	2-2	0	3	3	1	8	1	0	0	0	0	16
22	Caldwell,Nick		2-3	1-1	0-0	0	1	1	0	5	0	0	0	0	0	15
Team						1	2	3								
Totals				32-55	10-15	2-5	5	19	24	26	76	24	16	0	2	200
FG % 1st Half:			17-28	60.7%	2nd half:	15-27	55.6%	Game:	32-55	58.2%	Deadball Rebounds					
3FG % 1st Half:			7-8	87.5%	2nd half:	3-7	42.9%	Game:	10-15	66.7%	0,1					
FT % 1st Half:			0-0	0.0%	2nd half:	2-5	40.0%	Game:	2-5	40.0%						

Ole Miss 83 • 8-3

#	Player		Total		3-Ptr		Rebounds			PF	TP	A	TO	Blk	Stl	Min
			FG-FGA	FG-FGA	FT-FTA	Off	Def	Tot								
03	Sy,Khadim	f	7-11	1-2	5-5	2	5	7	2	20	0	2	1	0	27	
05	Buffen,KJ	f	3-5	0-0	3-4	6	3	9	0	9	5	2	0	0	32	
00	Hinson,Blake	g	5-9	3-7	0-1	3	2	5	2	13	1	1	1	0	30	
02	Shuler,Devontae	g	4-8	1-5	2-5	1	3	4	3	11	6	0	2	2	36	
04	Tyree,Brelin	g	5-15	2-8	2-4	1	0	1	2	14	5	2	0	0	37	
01	Crowley,Austin		2-4	0-1	1-2	1	1	2	2	5	2	4	0	1	13	
11	Miller,Franco		0-2	0-1	0-0	0	2	2	1	0	0	0	0	0	9	
13	Williams,Bryce		1-1	0-0	2-2	0	1	1	0	4	0	0	0	1	3	
23	Hunter,Sammy		3-3	0-0	1-2	0	2	2	1	7	0	2	0	0	13	
Team						1	2	3								
Totals			30-58	7-24	16-25	15	21	36	13	83	19	13	4	4	200	
FG % 1st Half:			17-31	54.8%	2nd half:	13-27	48.1%	Game:	30-58	51.7%	Deadball Rebounds					
3FG % 1st Half:			4-13	30.8%	2nd half:	3-11	27.3%	Game:	7-24	29.2%	2					
FT % 1st Half:			4-8	50.0%	2nd half:	12-17	70.6%	Game:	16-25	64.0%						

Officials: Byron Jarrett, Josue Nieves, Errol Lewis  
Technical fouls: Southeastern Louisiana-None, Ole Miss-None.  
Attendance: 2042

Score by periods	1st	2nd	Total
Southeastern Louisiana	41	35	76
Ole Miss	42	41	83

Points	In	Off	2nd	Fast	Bench
SLU	32	14	6	4	23
OM	30	28	20	4	16

Last FG - SLU 2nd-00:07, OM 2nd-00:50.  
Largest lead - SLU by 6 1st-12:35, OM by 10 2nd-06:42.  
SLU led for 12:54, OM led for 23:03, Game was tied for 04:03.

Score tied - 7 times.  
Lead changed - 4 times.

GAME 10: OLE MISS 82, MIDDLE TENNESSEE 64



Official Basketball Box Score -- Game Totals -- Final Statistics  
Middle Tennessee vs Ole Miss  
12/14/19 2 p.m. CT at Oxford, Miss. (The Pavilion at Ole Miss)




Middle Tennessee 64 • 4-7

#	Player		Total			3-Ptr			Rebounds			PF	TP	A	TO	Blk	Stl	Min
			FG-FGA	FG-FGA	FT-FTA	FG-FGA	FG-FGA	FT-FTA	Off	Def	Tot							
04	Jackson,Tyson	f	7-7	0-0	0-1	4	4	8	3	14	1	2	0	0	31			
03	Sims,Donovan	g	6-11	0-1	2-5	1	2	3	2	14	7	2	0	0	34			
13	Johnson,Jayce	g	1-5	0-1	4-5	0	4	4	4	6	1	2	0	0	24			
23	Jones,C.J.	g	9-17	3-7	2-3	0	4	4	2	23	2	1	1	1	35			
55	Green,Antonio	g	2-9	0-5	0-1	1	1	2	5	4	2	2	0	1	36			
00	Crump,Anthony		1-3	0-0	0-1	0	3	3	2	2	0	1	0	0	17			
01	Miller,Tyler		0-2	0-2	0-0	0	3	3	0	0	1	2	0	1	13			
05	Lawrence,Eli		0-5	0-2	1-2	2	0	2	0	1	0	0	0	0	8			
10	Kromah,Sean		0-0	0-0	0-0	0	0	0	0	0	0	0	0	0	2			
	Team					1	2	3										
	Totals		26-59	3-18	9-18	26	29	32	18	64	14	12	1	6	200			
	FG % 1st Half:	14-30	46.7%	2nd half:	12-29	41.4%	Game:	26-59	44.1%						Deedool			
	3FG % 1st Half:	1-7	14.3%	2nd half:	2-11	18.2%	Game:	3-18	16.7%						Rebounds			
	FT % 1st Half:	1-8	25.0%	2nd half:	7-10	70.0%	Game:	9-18	50.0%						2			




BOX SCORES

GAME 13: #23 WICHITA STATE 74, OLE MISS 54



Official Basketball Box Score -- Game Totals -- Final Statistics  
Ole Miss vs Wichita St.  
01/04/20 3:00 pm at



Ole Miss 54 • 9-4,0-0 SEC

#	Player	Total		3-Ptr		Rebounds			PF	TP	A	TO	Blk	Stl	Min
		FG-FGA	FT-FTA	FG-FGA	FT-FTA	Off	Def	Tot							
03	Sy,Khadim	f	4-8	0-1	4-5	2	3	5	2	12	0	2	3	0	23
05	Buffen,KJ	f	1-5	0-1	2-2	1	0	1	5	4	0	2	1	1	20
00	Hinson,Blake	g	2-5	0-2	3-3	1	3	4	4	7	0	4	0	0	21
02	Shuler,Devontae	g	4-12	2-5	2-3	3	2	5	2	12	2	4	0	2	39
04	Tyree,Breein	g	2-9	1-2	4-4	0	3	3	3	9	2	2	0	0	32
01	Crowley,Austin		1-2	0-1	0-0	0	1	1	0	2	0	0	0	0	7
10	Curry,Carlos		0-0	0-0	0-0	0	0	0	0	0	0	0	0	0	2
11	Miller,Franco		1-2	0-1	0-0	0	2	2	2	2	1	0	0	0	16
14	Collum,Antavion		1-4	1-4	1-2	0	3	3	4	0	0	0	0	1	25
23	Hunter,Sammy		0-5	0-1	2-4	0	1	1	2	2	0	0	0	0	15
	Team					2	3	5							
	Totals		16-52	4-18	18-23	9	21	30	20	54	5	14	4	4	200

FG % 1st Half: 7-25 28.0%

2nd half: 9-27 33.3%

Game: 16-52 30.8%

3FG % 1st Half: 2-7 28.6%

2nd half: 2-11 18.2%

Game: 4-18 22.2%

FT % 1st Half: 8-10 80.0%

2nd half: 10-13 76.9%

Game: 18-23 78.3%

Deadball Rebounds 4

Wichita St. 74 • 13-1,1-0 AAC

#	Player	Total		3-Ptr		Rebounds			PF	TP	A	TO	Blk	Stl	Min
		FG-FGA	FT-FTA	FG-FGA	FT-FTA	Off	Def	Tot							
05	Trey Wade	f	3-5	0-1	1-3	1	5	6	0	7	1	1	1	1	32
21	Jaime Echenique	c	2-5	0-2	3-3	1	5	6	2	7	1	1	0	0	26
01	Tyson Etienne	g	0-2	0-2	2-2	0	0	0	4	2	1	0	1	1	12
02	Jamarius Burton	g	6-8	1-1	3-3	3	2	5	2	16	4	4	0	2	36
10	Erik Stevenson	g	9-15	5-11	6-7	0	6	6	2	29	0	3	0	3	34
00	Dexter Dennis		0-2	0-1	0-0	0	1	1	4	0	0	0	0	0	10
03	DeAntoni Gordon		0-0	0-0	0-0	0	0	0	0	0	0	0	0	0	0+
11	Noah Fernandes		0-1	0-1	0-0	0	0	0	1	0	0	0	0	0	2
24	Morris Udeze		0-1	0-0	3-7	1	5	6	3	3	1	0	0	1	14
33	Asbjorn Midtgaard		0-0	0-0	0-0	0	0	0	0	0	0	0	0	0	0+
52	Grant Sherfield		3-9	0-2	4-8	2	3	5	1	10	1	1	0	0	34
	Team					2	1	3			2				
	Totals		23-48	6-21	22-33	10	28	38	19	74	9	12	2	8	200

FG % 1st Half: 12-26 46.2%

2nd half: 11-22 50.0%

Game: 23-48 47.9%

3FG % 1st Half: 5-16 31.3%

2nd half: 1-5 20.0%

Game: 6-21 28.6%

FT % 1st Half: 10-13 76.9%

2nd half: 12-20 60.0%

Game: 22-33 66.7%

Deadball Rebounds 5

Officials: Robert Felder,Tony Greene,Doug Shows  
Technical fouls: Ole Miss-TEAM. Wichita St.-None.  
Attendance: 10506  
2019-20 Men's Basketball. Round: 0. Ole Miss vs Wichita St. Played at Charles

Score by periods	1st	2nd	Total
Ole Miss	24	30	54
Wichita St.	39	35	74

Points OM 16 WSU 24

In Paint 16 24

T/O 1 20

Chance 11 13

Fast Break 4 9


Bench 10 13

Score tied - 0 times.


Lead changed - 2 times.

Last FG - OM 2nd-00:40, WSU 2nd-00:48.  
Largest lead - OM by 1 1st-19:22, WSU by 23 2nd-00:48.  
OM led for 00:18, WSU led for 38:57, Game was tied for 00:15.

GAME 14: TEXAS A&M 57, OLE MISS 47



Official Basketball Box Score -- Game Totals -- Final Statistics  
Ole Miss vs Texas A&M  
01/07/20 8:00 pm at



Ole Miss 47 • 9-5,0-1 SEC

#	Player	Total		3-Ptr		Rebounds			PF	TP	A	TO	Blk	Stl	Min
		FG-FGA	FT-FTA	FG-FGA	FT-FTA	Off	Def	Tot							
03	Sy,Khadim	f	1-5	0-1	1-2	2	1	3	4	3	0	1	0	1	24
05	Buffen,KJ	f	0-3	0-0	0-0	1	3	4	4	0	1	1	0	1	32
00	Hinson,Blake	g	1-9	0-6	0-0	1	2	3	3	2	1	0	0	0	28
02	Shuler,Devontae	g	5-18	1-5	1-2	1	4	5	2	12	6	3	0	2	40
04	Tyree,Breein	g	10-19	6-13	0-1	0	3	3	3	26	2	4	0	2	33
01	Crowley,Austin		0-1	0-1	2-2	1	2	3	0	2	0	0	0	0	8
11	Miller,Franco		0-1	0-1	0-0	3	3	6	2	0	2	0	0	0	16
14	Collum,Antavion		0-1	0-0	0-0	0	3	3	0	0	0	0	0	0	12
23	Hunter,Sammy		1-3	0-0	0-0	2	0	2	2	2	0	0	0	0	7
	Team					1	3	4			1				
	Totals		18-60	7-27	4-7	12	24	36	20	47	12	10	0	6	200

FG % 1st Half: 11-27 40.7%

2nd half: 7-33 21.2%

Game: 18-60 30.0%

3FG % 1st Half: 5-14 35.7%

2nd half: 2-13 15.4%

Game: 7-27 25.9%

FT % 1st Half: 2-3 66.7%

2nd half: 2-4 50.0%

Game: 4-7 57.1%

Deadball Rebounds 0

Texas A&M 57 • 7-6,1-1 SEC

#	Player	Total		3-Ptr		Rebounds			PF	TP	A	TO	Blk	Stl	Min
		FG-FGA	FT-FTA	FG-FGA	FT-FTA	Off	Def	Tot							
05	Emanuel Miller	f	0-2	0-0	2-2	2	7	9	0	2	0	1	0	0	23
32	Josh Nebo	f	5-5	0-0	7-9	2	7	9	3	17	0	2	4	0	30
01	Savion Flagg	g	4-10	1-5	2-2	2	5	7	2	11	3	4	2	0	38
11	Wendell Mitchell	g	4-11	1-4	0-0	0	3	3	2	9	1	1	0	1	26
20	Andre Gordon	g	2-6	1-1	0-1	0	3	3	1	5	1	2	0	0	26
00	Jay Jay Chandler		0-6	0-4	2-2	1	4	5	2	2	1	2	0	0	20
03	Quenton Jackson		0-3	0-2	2-2	0	0	0	1	2	1	0	1	1	13
12	Mark French		2-3	0-1	0-0	0	0	0	0	4	1	0	0	1	14
15	Jonathan Aku		0-0	0-0	0-0	0	0	0	1	0	0	0	0	0	3
35	Yavuz Gultekin		2-2	0-0	1-1	0	0	0	1	5	0	0	0	0	7
	Team					1	4	5							
	Totals		19-48	3-17	16-19	8	33	41	13	57	8	12	7	3	200

FG % 1st Half: 7-26 26.9%

2nd half: 12-22 54.5%

Game: 19-48 39.6%

3FG % 1st Half: 0-10 0.0%

2nd half: 3-7 42.9%

Game: 3-17 17.6%

FT % 1st Half: 5-6 83.3%

2nd half: 11-13 84.6%

Game: 16-19 84.2%

Deadball Rebounds 0

Officials: Steven Anderson,Terry Oglesby,Joe Lindsay  
Technical fouls: Ole Miss-None. Texas A&M-None.  
Attendance: 5982  
2019-20 Men's Basketball. Round: 0. Ole Miss vs Texas A&M. Played at Reed Aren

Score by periods	1st	2nd	Total
Ole Miss	29	18	47
Texas A&M	19	38	57

Points OM 14 TA&M 24

In Paint 14 24

T/O 11 4

Chance 2 10

Fast Break 3 12

Bench 4 13

Score tied - 3 times.

Lead changed - 3 times.

Last FG - OM 2nd-00:53, TA&M 2nd-01:43.  
Largest lead - OM by 11 1st-02:32, TA&M by 10 2nd-04:35.  
OM led for 25:23, TA&M led for 12:27, Game was tied for 02:10.

GAME 15: OLE MISS VS. ARKANSAS

GAME 16: OLE MISS AT FLORIDA

5

kj

BUFFEN

Gainesville, Ga. • Gainesville HS


6-7 • 225 • 1L

General Studies

SO.

F

Ole Miss



Opponent	Date	gs	min	Total		3-Pointers		Free throws		Rebounds				pf	a	t/o	blk	stl	pts	avg	
				fg-fga	pct	3fg-fga	pct	ft-fa	pct	off	def	tot	avg								
ARKANSAS STATE	11-8-19	*	24	5-6	.833	1-1	1.000	5-8	.625	2	7	9	9.0	3	1	2	2	3	16	16.0	
NORFOLK STATE	11-12-19	*	38	9-13	.692	0-1	.000	5-6	.833	1	8	9	9.0	2	2	3	0	3	23	19.5	
WESTERN MICHIGAN	11-15-19	*	13	2-2	1.000	0-0	.000	1-2	.500	0	6	6	8.0	5	0	1	0	0	5	14.7	
SEATTLE	11-19-19	*	25	6-10	.600	1-2	.500	0-0	.000	0	8	8	8.0	2	1	2	0	2	13	14.3	
at Memphis	11/23/19	*	23	4-8	.500	1-2	.500	4-7	.571	4	2	6	7.6	5	0	2	1	1	13	14.0	
vs Penn St.	11/27/19	*	39	6-13	.462	0-0	.000	1-2	.500	4	5	9	7.8	1	6	0	1	4	13	13.8	
vs Oklahoma St.	11/29/19	*	32	2-11	.182	0-0	.000	0-0	.000	1	4	5	7.4	4	2	3	0	2	4	12.4	
BUTLER	12-3-19	*	44	1-2	.500	0-0	.000	0-1	.000	2	2	4	7.0	2	1	4	0	2	2	11.1	
CSU BAKERSFIELD	12/7/19	*	37	5-7	.714	0-1	.000	0-3	.000	0	3	3	6.6	1	2	1	1	1	10	11.0	
MIDDLE TENNESSEE	12/14/19	*	28	1-3	.333	0-0	.000	0-0	.000	1	7	8	6.7	3	4	0	2	2	2	10.1	
vs Southeastern Louisia	12-21-19	*	32	3-5	.600	0-0	.000	3-4	.750	6	3	9	6.9	0	5	2	0	0	9	10.0	
TENNESSEE TECH	12/29/19	*	31	6-12	.500	1-4	.250	7-8	.875	1	7	8	7.0	2	1	2	3	2	20	10.8	
at Wichita St.	01/04/20	*	20	1-5	.200	0-1	.000	2-2	1.000	1	0	1	6.5	5	0	2	1	1	4	10.3	
at Texas A&M	01/07/20	*	32	0-3	.000	0-0	.000	0-0	.000	1	3	4	6.4	4	1	1	0	1	0	9.6	
Totals			14	418	51-100	.510	4-12	.333	28-43	.651	24	65	89	6.4	39	26	25	11	24	134	9.6

Games played: 14  
Minutes/game: 29.9  
Points/game: 9.6  
FG Pct: 51.0  
3FG Pct: 33.3  
FT Pct: 65.1

Rebounds/game: 6.4  
Assists/game: 1.9  
Turnovers/game: 1.8  
Assist/turnover ratio: 1.0  
Steals/game: 1.7  
Blocks/game: 0.8

FOUR FASTBREAK FACTS

1. First recruit signed by Kermit Davis at Ole Miss

2. “KJ” stands for Kenyon Joseph

3. Only freshman to play in all 33 games last year

4. Voted funniest guy on the team by his teammates

CAREER HIGHS

POINTS

23, vs. Norfolk State (11/12/19)

REBOUNDS

9, 5x, MR: vs. Southeastern Louisiana (12/21/19)

FIELD GOALS

9, vs. Norfolk State (11/12/19)

FREE THROWS

8, 2x, MR: at Florida (1/30/19)

THREE-POINTERS

1, 8x, MR: vs. Tennessee Tech (12/29/19)

ASSISTS

6, vs. Penn State (11/27/19)

STEALS

4, vs. Penn State (11/27/19)

BLOCKS

3, vs. Tennessee Tech (12/29/19)

14


antavion  
COLLUM


Memphis, Tenn. • Bartlett HS

6-7 • 228 • HS

Freshman Studies

FR.  
F





Opponent	Date	gs	min	Total		3-Pointers		Free throws		Rebounds				pf	a	t/o	blk	stl	pts	avg
				fg-fga	pct	3fg-fga	pct	ft-fa	pct	off	def	tot	avg							
ARKANSAS STATE	11-8-19	12		0-2	.000	0-1	.000	0-0	.000	0	0	0	0.0	2	0	0	0	1	0	0.0
NORFOLK STATE	11-12-19	1		0-0	.000	0-0	.000	0-0	.000	0	0	0	0.0	0	0	1	0	0	0	0.0
WESTERN MICHIGAN	11-15-19	7		1-2	.500	1-2	.500	0-0	.000	0	1	1	0.3	3	1	1	0	2	3	1.0
SEATTLE	11-19-19	7		0-1	.000	0-1	.000	0-1	.000	1	1	2	0.8	2	0	2	0	1	0	0.8
at Memphis	11/23/19	7		0-0	.000	0-0	.000	2-2	1.000	1	2	3	1.2	3	0	1	0	0	2	1.0
vs Penn St.	11/27/19	12		0-0	.000	0-0	.000	0-0	.000	0	1	1	1.2	3	0	0	0	1	0	0.8
vs Oklahoma St.	11/29/19	10		2-4	.500	0-2	.000	3-4	.750	0	2	2	1.3	1	0	0	0	1	7	1.7
BUTLER	12-3-19	dnp		-	-	-	-	-	-	-	-	-	-	-	-	-	-	-	-	-
CSU BAKERSFIELD	12/7/19	3		0-1	.000	0-1	.000	0-0	.000	0	0	0	1.1	0	0	0	0	0	0	1.5
MIDDLE TENNESSEE	12/14/19	dnp		-	-	-	-	-	-	-	-	-	-	-	-	-	-	-	-	-
vs Southeastern Louisiana	12-21-19	dnp		-	-	-	-	-	-	-	-	-	-	-	-	-	-	-	-	-
TENNESSEE TECH	12/29/19	9		0-0	.000	0-0	.000	0-0	.000	0	1	1	1.1	0	1	0	0	0	0	1.3
at Wichita St.	01/04/20	25		1-4	.250	1-4	.250	1-2	.500	0	3	3	1.3	0	0	0	0	1	4	1.6
at Texas A&M	01/07/20	12		0-1	.000	0-0	.000	0-0	.000	0	3	3	1.5	0	0	0	0	0	0	1.5
Totals		0	105	4-15	.267	2-11	.182	6-9	.667	2	14	16	1.5	14	2	5	0	7	16	1.5

Games played: 11  
Minutes/game: 9.5  
Points/game: 1.5  
FG Pct: 26.7  
3FG Pct: 18.2  
FT Pct: 66.7

Rebounds/game: 1.5  
Assists/game: 0.2  
Turnovers/game: 0.5  
Assist/turnover ratio: 0.4  
Steals/game: 0.6

FOUR FASTBREAK FACTS

1. Nickname is “Dude”
2. 2019 finalist for Tennessee’s Mr. Basketball
3. Played at three different high schools over four years (Memphis East, Tennessee Prep, Bartlett)
4. A unique off the court talent is that he can draw

CAREER HIGHS

- POINTS  
7, vs. Oklahoma State (11/29/19)
- REBOUNDS  
3, 3x, MR: at Texas A&M (1/7/20)
- FIELD GOALS  
2, vs. Oklahoma State (11/29/19)
- FREE THROWS  
3, vs. Oklahoma State (11/29/19)
- THREE-POINTERS  
1, 2x, MR: at Wichita State (1/4/20)
- ASSISTS  
1, 2x, MR: vs. Tennessee Tech (12/29/19)
- STEALS  
2, vs. Western Michigan (11/15/19)
- BLOCKS

CAREER STATISTICS

			Total		3-Point		F-Throws		Rebounds											Scoring	
Season	gp-gs	min/avg	fg-fga	pct	fg-fga	pct	ft-fa	pct	off	def	tot	avg	pf	fo	ast	to	blk	stl	pts	avg	
2019-20	11-0	105/9.5	4-15	.267	2-11	.182	6-9	.667	2	14	16	1.5	14	0	2	5	0	7	16	1.5	
TOTAL	11-0	105/9.5	4-15	.267	2-11	.182	6-9	.667	2	14	16	1.5	14	0	2	5	0	7	16	1.5	

1

austin  
CROWLEY

FR.

G

West Point, Miss. • Sunrise Christian Academy (Kan.)

6-5 • 188 • HS

Sport and Recreation Administration

Ole Miss

Opponent	Date	gs	min	Total		3-Pointers		Free throws		Rebounds				pf	a	t/o	blk	stl	pts	avg
				fg-fga	pct	3fg-fga	pct	ft-fa	pct	off	def	tot	avg							
ARKANSAS STATE	11-8-19	10		2-4	.500	2-4	.500	0-0	.000	1	1	2	2.0	5	1	1	0	0	6	6.0
NORFOLK STATE	11-12-19	20		1-2	.500	1-2	.500	0-0	.000	1	2	3	2.5	2	0	1	0	0	3	4.5
WESTERN MICHIGAN	11-15-19	21		2-5	.400	2-3	.667	0-0	.000	0	2	2	2.3	0	2	2	0	0	6	5.0
SEATTLE	11-19-19	22		3-3	1.000	0-0	.000	0-0	.000	1	0	1	2.0	2	0	1	0	0	6	5.3
at Memphis	11/23/19	22		1-2	.500	1-2	.500	0-0	.000	0	3	3	2.2	3	6	1	0	1	3	4.8
vs Penn St.	11/27/19	11		0-1	.000	0-0	.000	0-0	.000	0	0	0	1.8	0	1	3	0	1	0	4.0
vs Oklahoma St.	11/29/19	17		1-4	.250	0-2	.000	1-1	1.000	1	0	1	1.7	0	0	0	0	1	3	3.9
BUTLER	12-3-19	13		1-6	.167	0-3	.000	1-2	.500	0	1	1	1.6	2	2	0	0	0	3	3.8
CSU BAKERSFIELD	12/7/19	11		0-1	.000	0-1	.000	2-2	1.000	0	0	0	1.4	3	3	0	0	0	2	3.6
MIDDLE TENNESSEE	12/14/19	16		4-7	.571	2-3	.667	1-1	1.000	1	1	2	1.5	4	0	2	1	0	11	4.3
vs Southeastern Louisia	12-21-19	13		2-4	.500	0-1	.000	1-2	.500	1	1	2	1.5	2	2	4	0	1	5	4.4
TENNESSEE TECH	12/29/19	28		2-3	.667	0-0	.000	1-2	.500	0	2	2	1.6	0	5	0	0	2	5	4.4
at Wichita St.	01/04/20	7		1-2	.500	0-1	.000	0-0	.000	0	1	1	1.5	0	0	0	0	0	2	4.2
at Texas A&M	01/07/20	8		0-1	.000	0-1	.000	2-2	1.000	1	2	3	1.6	0	0	0	0	0	2	4.1
Totals		0	219	20-45	.444	8-23	.348	9-12	.750	7	16	23	1.6	23	22	15	1	6	57	4.1

Games played: 14  
Minutes/game: 15.6  
Points/game: 4.1  
FG Pct: 44.4  
3FG Pct: 34.8  
FT Pct: 75.0

Rebounds/game: 1.6  
Assists/game: 1.6  
Turnovers/game: 1.1  
Assist/turnover ratio: 1.5  
Steals/game: 0.4  
Blocks/game: 0.1

FOUR FASTBREAK FACTS

1. Kermit Davis' first Mississippi recruit as the Rebels' head coach

2. Teammates with Blake Hinson as a junior at Sunrise Christian Academy

3. No. 70 player in the 2019 recruiting class (247Sports)

4. McDonald's All-American nominee

CAREER HIGHS

POINTS

11, vs. Middle Tennessee (12/14/19)

REBOUNDS

3, 3x, at Texas A&M (1/7/20)

FIELD GOALS

4, vs. Middle Tennessee (12/14/19)

FREE THROWS

2, 2x, MR: at Texas A&M (1/7/20)

THREE-POINTERS

2, 3x, MR: vs. Middle Tennessee (12/14/19)

ASSISTS

6, at Memphis (11/23/19)

STEALS

2, vs. Tennessee Tech (12/29/19)

BLOCKS

1, vs. Middle Tennessee (12/14/19)

CAREER STATISTICS

Season	gp-gs		min/avg	Total		3-Point		F-Throws		Rebounds				Scoring							
	fg-fga	pct		fg-fga	pct	ft-fa	pct	off	def	tot	avg	pf	fo	ast	to	blk	stl	pts	avg		
2019-20	14-0	219/15.6		20-45	.444	8-23	.348	9-12	.750	7	16	23	1.6	23	1	22	15	1	6	57	4.1
TOTAL	14-0	219/15.6		20-45	.444	8-23	.348	9-12	.750	7	16	23	1.6	23	1	22	15	1	6	57	4.1



10

carlos

CURRY

R-FR.

F

Albany, Ga. • Dougherty Comprehensive

6-11 • 235 • RS

General Studies

Ole Miss

Opponent	Date	gs	min	Total		3-Pointers		Free throws		Rebounds				pf	a	t/o	blk	stl	pts	avg
				fg-fga	pct	3fg-fga	pct	ft-fa	pct	off	def	tot	avg							
ARKANSAS STATE	11-8-19		9	2-4	.500	0-0	.000	0-0	.000	1	2	3	3.0	1	0	0	0	0	4	4.0
NORFOLK STATE	11-12-19		1	0-0	.000	0-0	.000	0-0	.000	0	0	0	1.5	1	0	0	0	0	0	2.0
WESTERN MICHIGAN	11-15-19		11	2-3	.667	0-0	.000	0-0	.000	1	1	2	1.7	0	1	0	1	2	4	2.7
SEATTLE	11-19-19		4	0-1	.000	0-0	.000	0-0	.000	0	0	0	1.3	3	0	1	0	0	0	2.0
vs Oklahoma St.	11/29/19		5	0-1	.000	0-0	.000	0-0	.000	0	2	2	1.4	0	0	1	0	0	0	1.6
BUTLER	12-3-19		dnp	-	-	-	-	-	-	-	-	-	-	-	-	-	-	-	-	-
CSU BAKERSFIELD	12/7/19		2	0-0	.000	0-0	.000	0-0	.000	0	0	0	1.2	0	0	0	0	0	0	1.3
MIDDLE TENNESSEE	12/14/19		1	0-0	.000	0-0	.000	0-0	.000	0	0	0	1.0	1	0	0	0	0	0	1.1
vs Southeastern Louisia	12-21-19		dnp	-	-	-	-	-	-	-	-	-	-	-	-	-	-	-	-	-
TENNESSEE TECH	12/29/19		2	0-0	.000	0-0	.000	0-0	.000	0	0	0	0.9	0	0	0	0	0	0	1.0
at Wichita St.	01/04/20		2	0-0	.000	0-0	.000	0-0	.000	0	0	0	0.8	0	0	0	0	0	0	0.9
Totals		0	37	4-9	.444	0-0	.000	0-0	.000	2	5	7	0.8	6	1	2	1	2	8	0.9

Games played: 9  
Minutes/game: 4.1  
Points/game: 0.9  
FG Pct: 44.4

Rebounds/game: 0.8  
Assists/game: 0.1  
Turnovers/game: 0.2  
Assist/turnover ratio: 0.5  
Steals/game: 0.2  
Blocks/game: 0.1

FOUR FASTBREAK FACTS

1. Tallest Rebel on the roster
2. Has a 7-foot-3 wingspan
3. Averaged a double-double as a high school senior (15 points, 10 rebounds per game)
4. Enjoys fishing in his free time

CAREER HIGHS

- POINTS  
4, 2x, MR: vs. Western Michigan (11/15/19)
- REBOUNDS  
3, vs. Arkansas State (11/8/19)
- FIELD GOALS  
2, 2x, vs. Western Michigan (11/15/19)
- FREE THROWS
- THREE-POINTERS
- ASSISTS  
1, vs. Western Michigan (11/15/19)
- STEALS  
2, vs. Western Michigan (11/15/19)
- BLOCKS  
1, vs. Western Michigan (11/15/19)

CAREER STATISTICS

Season	gp-gs	min/avg	Total		3-Point		F-Throws		Rebounds				Scoring							
			fg-fga	pct	fg-fga	pct	ft-fa	pct	off	def	tot	avg	pf	fo	ast	to	blk	stl	pts	avg
2019-20	9-0	37/4.1	4-9	.444	0-0	.000	0-0	.000	2	5	7	0.8	6	0	1	2	1	2	8	0.9
TOTAL	9-0	37/4.1	4-9	.444	0-0	.000	0-0	.000	2	5	7	0.8	6	0	1	2	1	2	8	0.9

0

blake  
HINSON


SO.

G/F

Deltona, Fla. • Sunrise Christian Academy (Kan.)

6-7 • 230 • 1L

Sport and Recreation Administration



Opponent	Date	gs	min	Total		3-Pointers		Free throws		Rebounds				pf	a	t/o	blk	stl	pts	avg
				fg-fga	pct	3fg-fga	pct	ft-fa	pct	off	def	tot	avg							
ARKANSAS STATE	11-8-19	dnp	-	-	-	-	-	-	-	-	-	-	-	-	-	-	-	-	-	-
NORFOLK STATE	11-12-19	dnp	-	-	-	-	-	-	-	-	-	-	-	-	-	-	-	-	-	-
WESTERN MICHIGAN	11-15-19	dnp	-	-	-	-	-	-	-	-	-	-	-	-	-	-	-	-	-	-
SEATTLE	11-19-19	dnp	-	-	-	-	-	-	-	-	-	-	-	-	-	-	-	-	-	-
at Memphis	11/23/19		21	5-9	.556	4-7	.571	1-2	.500	1	2	3	3.0	4	2	1	0	0	15	15.0
vs Penn St.	11/27/19	*	30	6-10	.600	3-5	.600	2-2	1.000	1	5	6	4.5	5	2	3	0	0	17	16.0
vs Oklahoma St.	11/29/19	*	25	2-8	.250	0-5	.000	1-2	.500	3	3	6	5.0	0	0	4	0	0	5	12.3
BUTLER	12-3-19	*	36	2-6	.333	1-4	.250	2-4	.500	3	2	5	5.0	1	2	0	0	2	7	11.0
CSU BAKERSFIELD	12/7/19	*	39	6-8	.750	2-3	.667	9-12	.750	0	2	2	4.4	2	1	1	1	0	23	13.4
MIDDLE TENNESSEE	12/14/19	*	25	4-6	.667	3-5	.600	0-0	.000	0	2	2	4.0	2	1	3	0	1	11	13.0
vs Southeastern Louisia	12-21-19	*	30	5-9	.556	3-7	.429	0-1	.000	3	2	5	4.1	2	1	1	1	0	13	13.0
TENNESSEE TECH	12/29/19	*	24	3-6	.500	2-4	.500	0-0	.000	1	9	10	4.9	1	3	3	0	0	8	12.4
at Wichita St.	01/04/20	*	21	2-5	.400	0-2	.000	3-3	1.000	1	3	4	4.8	4	0	4	0	0	7	11.8
at Texas A&M	01/07/20	*	28	1-9	.111	0-6	.000	0-0	.000	1	2	3	4.6	3	1	0	0	0	2	10.8
Totals		9	279	36-76	.474	18-48	.375	18-26	.692	14	32	46	4.6	24	13	20	2	3	108	10.8

Games played: 10  
Minutes/game: 27.9  
Points/game: 10.8  
FG Pct: 47.4  
3FG Pct: 37.5  
FT Pct: 69.2

Rebounds/game: 4.6  
Assists/game: 1.3  
Turnovers/game: 2.0  
Assist/turnover ratio: 0.7  
Steals/game: 0.3  
Blocks/game: 0.2

FOUR FASTBREAK FACTS

1. Teammates with Austin Crowley at Sunrise Christian Academy

2. His brother Evan plays football at South Carolina and also was a member of the basketball team

3. Favorite TV show is Spongebob Squarepants

4. Class of 2018's top-ranked player in Kansas (247 Sports)

CAREER HIGHS

POINTS

26, at Mississippi St. (1/12/19)

REBOUNDS

10, vs. Tennessee Tech (12/29/19)

FIELD GOALS

8, at Mississippi St. (1/12/19)

FREE THROWS

9, vs. CSU Bakersfield (12/7/19)

THREE-POINTERS

5, at Mississippi St. (1/12/19)

ASSISTS

4, 2x, MR: vs. Auburn (1/9/19)

STEALS

3, vs. Auburn (1/9/19)

BLOCKS

1, 11x, MR: vs. Southeastern Louisiana (12/21/19)

CAREER STATISTICS

Season	gp-gs	min/avg	Total		3-Point		F-Throws		Rebounds				pf	fo	ast	to	blk	stl	Scoring	
			fg-fga	pct	fg-fga	pct	ft-fga	pct	off	def	tot	avg							pts	avg
2018-19	32-31	767/24.0	88-217	.406	46-132	.348	42-57	.737	23	71	94	2.9	91	2	36	28	9	15	264	8.3
2019-20	10-9	279/27.9	36-76	.474	18-48	.375	18-26	.692	14	32	46	4.6	24	1	13	20	2	3	108	10.8
TOTAL	42-40	1046/24.9	124-293	.423	64-180	.356	60-83	.723	37	103	140	3.3	115	3	49	48	11	18	372	8.9


23sammyHUNTER


Nassau Bahamas • B.C. Christian Academy (Canada)

6-9 • 230 • HS

Sport and Recreation Administration

FR.  
F





Opponent	Date	gs	min	Total		3-Pointers		Free throws		Rebounds				pf	a	t/o	blk	stl	pts	avg
				fg-fga	pct	3fg-fga	pct	ft-fa	pct	off	def	tot	avg							
ARKANSAS STATE	11-8-19	17	0-2	.000	0-1	.000	0-0	.000	0	2	2	2.0	2	2	0	0	0	0	0.0	
NORFOLK STATE	11-12-19	15	0-2	.000	0-0	.000	2-2	1.000	0	1	1	1.5	3	0	1	0	0	2	1.0	
WESTERN MICHIGAN	11-15-19	27	4-6	.667	0-1	.000	0-0	.000	2	2	4	2.3	3	2	2	0	2	8	3.3	
SEATTLE	11-19-19	24	1-5	.200	0-2	.000	4-4	1.000	2	2	4	2.8	0	0	1	0	0	6	4.0	
at Memphis	11/23/19	12	2-3	.667	0-0	.000	0-0	.000	0	1	1	2.4	2	0	0	0	0	4	4.0	
vs Penn St.	11/27/19	4	1-1	1.000	0-0	.000	1-1	1.000	0	0	0	2.0	3	0	0	0	0	3	3.8	
vs Oklahoma St.	11/29/19	18	1-3	.333	0-0	.000	0-0	.000	0	3	3	2.1	2	2	1	0	0	2	3.6	
BUTLER	12-3-19	*	31	1-3	.333	1-1	1.000	0-0	.000	2	0	2	2.1	1	0	2	0	1	3	3.5
CSU BAKERSFIELD	12/7/19	11	1-1	1.000	0-0	.000	1-2	.500	0	0	0	1.9	4	0	0	0	0	3	3.4	
MIDDLE TENNESSEE	12/14/19	9	0-0	.000	0-0	.000	2-2	1.000	0	1	1	1.8	4	1	1	0	0	2	3.3	
vs Southeastern Louisia	12-21-19	13	3-3	1.000	0-0	.000	1-2	.500	0	2	2	1.8	1	0	2	0	0	7	3.6	
TENNESSEE TECH	12/29/19	12	2-3	.667	0-0	.000	0-0	.000	1	1	2	1.8	0	2	0	0	0	4	3.7	
at Wichita St.	01/04/20	15	0-5	.000	0-1	.000	2-4	.500	0	1	1	1.8	2	0	0	0	0	2	3.5	
at Texas A&M	01/07/20	7	1-3	.333	0-0	.000	0-0	.000	2	0	2	1.8	2	0	0	0	0	2	3.4	
Totals		1	215	17-40	.425	1-6	.167	13-17	.765	9	16	25	1.8	29	9	10	0	3	48	3.4

Games played: 14  
Minutes/game: 15.4  
Points/game: 3.4  
FG Pct: 42.5  
3FG Pct: 16.7  
FT Pct: 76.5

Rebounds/game: 1.8  
Assists/game: 0.6  
Turnovers/game: 0.7  
Assist/turnover ratio: 0.9  
Steals/game: 0.2

- FOUR FASTBREAK FACTS
1. Played his final year of high school basketball in Canada

2. MVP of 2019 Signature All-Canadian Showcase

3. Competed in the 2018 Central American and Caribbean Games for The Bahamas senior national team

4. Can play the snare drum

- CAREER HIGHS
- POINTS

8, vs. Western Michigan (11/15/19)

REBOUNDS

4, 2x, MR: vs. Seattle (11/19/19)

FIELD GOALS

4, vs. Western Michigan (11/15/19)

FREE THROWS

4, vs. Seattle (11/19/19)

THREE-POINTERS

1, vs. Butler (12/3/19)

ASSISTS

2, 4x, MR: vs. Tennessee Tech (12/29/19)

STEALS

2, vs. Western Michigan (11/15/19)

BLOCKS

CAREER STATISTICS

Season	gp-gs	min/avg	Total		3-Point		F-Throws		Rebounds				Scoring							
			fg-fga	pct	fg-fga	pct	ft-fa	pct	off	def	tot	avg	pf	fo	ast	to	blk	stl	pts	avg
2019-20	14-1	215/15.4	17-40	.425	1-6	.167	13-17	.765	9	16	25	1.8	29	0	9	10	0	3	48	3.4
TOTAL	14-1	215/15.4	17-40	.425	1-6	.167	13-17	.765	9	16	25	1.8	29	0	9	10	0	3	48	3.4


33john  
MCBRIDE


Memphis, Tenn. • Memphis University School

6-7 • 211 • RS

Accountancy

R-FR.  
G





Opponent	Date	gs	min	Total		3-Pointers		Free throws		Rebounds				pf	a	t/o	blk	stl	pts	avg
				fg-fga	pct	3fg-fga	pct	ft-fa	pct	off	def	tot	avg							
ARKANSAS STATE	11-8-19	3		0-0	.000	0-0	.000	0-0	.000	0	0	0	0.0	0	0	0	0	0	0	0.0
NORFOLK STATE	11-12-19	dnp		-	-	-	-	-	-	-	-	-	-	-	-	-	-	-	-	-
WESTERN MICHIGAN	11-15-19	2		0-2	.000	0-0	.000	0-0	.000	2	0	2	1.0	0	0	0	0	0	0	0.0
SEATTLE	11-19-19	1		0-0	.000	0-0	.000	0-0	.000	0	0	0	0.7	0	0	0	0	0	0	0.0
vs Oklahoma St.	11/29/19	2		0-1	.000	0-1	.000	0-0	.000	0	0	0	0.5	0	0	0	0	0	0	0.0
BUTLER	12-3-19	dnp		-	-	-	-	-	-	-	-	-	-	-	-	-	-	-	-	-
CSU BAKERSFIELD	12/7/19	dnp		-	-	-	-	-	-	-	-	-	-	-	-	-	-	-	-	-
MIDDLE TENNESSEE	12/14/19	1		0-1	.000	0-0	.000	0-0	.000	0	0	0	0.4	0	0	0	0	0	0	0.0
vs Southeastern Louisia	12-21-19	dnp		-	-	-	-	-	-	-	-	-	-	-	-	-	-	-	-	-
TENNESSEE TECH	12/29/19	2		1-1	1.000	1-1	1.000	0-0	.000	0	0	0	0.3	0	0	1	0	0	3	0.5
Totals		0	11	1-5	.200	1-2	.500	0-0	.000	2	0	2	0.3	0	0	1	0	0	3	0.5

Games played: 6  
Minutes/game: 1.8  
Points/game: 0.5  
FG Pct: 20.0  
3FG Pct: 50.0

Rebounds/game: 0.3  
Turnovers/game: 0.2

FOUR FASTBREAK FACTS

1. Highest GPA on the team (3.94)
2. Chose Ole Miss for its accounting school
3. First team all-state as a high school senior
4. Enjoys snow skiing

CAREER HIGHS

- POINTS  
3, vs. Tennessee Tech (12/29/19)
- REBOUNDS  
2, vs. Western Michigan (11/15/19)
- FIELD GOALS  
1, vs. Tennessee Tech (12/29/19)
- FREE THROWS
- THREE-POINTERS  
1, vs. Tennessee Tech (12/29/19)
- ASSISTS
- STEALS
- BLOCKS

CAREER STATISTICS

Season	gp-gs	min/avg	Total		3-Point		F-Throws		Rebounds				Scoring					
			fg-fga	pct	fg-fga	pct	ft-fa	pct	off	def	tot	avg	pf	fo	ast	to	blk	stl
2019-20	6-0	11/1.8	1-5	.200	1-2	.500	0-0	.000	2	0	2	0.3	0	0	0	1	0	0
TOTAL	6-0	11/1.8	1-5	.200	1-2	.500	0-0	.000	2	0	2	0.3	0	0	0	1	0	0



34

conner  
MCKAY

JR.


G

Baldwyn, Miss. • Northeast Mississippi C.C.

5-11 • 188 • SQ

General Studies

Ole Miss



Opponent	Date	gs	min	Total		3-Pointers		Free throws		Rebounds				pf	a	t/o	blk	stl	pts	avg
				fg-fga	pct	3fg-fga	pct	ft-fa	pct	off	def	tot	avg							
ARKANSAS STATE	11-8-19	1		0-0	.000	0-0	.000	0-0	.000	0	0	0	0.0	0	0	0	0	0	0	0.0
NORFOLK STATE	11-12-19	dnp		-	-	-	-	-	-	-	-	-	-	-	-	-	-	-	-	-
WESTERN MICHIGAN	11-15-19	dnp		-	-	-	-	-	-	-	-	-	-	-	-	-	-	-	-	-
SEATTLE	11-19-19	dnp		-	-	-	-	-	-	-	-	-	-	-	-	-	-	-	-	-
BUTLER	12-3-19	dnp		-	-	-	-	-	-	-	-	-	-	-	-	-	-	-	-	-
CSU BAKERSFIELD	12/7/19	dnp		-	-	-	-	-	-	-	-	-	-	-	-	-	-	-	-	-
MIDDLE TENNESSEE	12/14/19	dnp		-	-	-	-	-	-	-	-	-	-	-	-	-	-	-	-	-
vs Southeastern Louisia	12-21-19	dnp		-	-	-	-	-	-	-	-	-	-	-	-	-	-	-	-	-
TENNESSEE TECH	12/29/19	dnp		-	-	-	-	-	-	-	-	-	-	-	-	-	-	-	-	-
Totals		0	1	0-0	.000	0-0	.000	0-0	.000	0	0	0	0.0	0	0	0	0	0	0	0.0

Games played: 1  
Minutes/game: 1.0

#### FOUR FASTBREAK FACTS

1. Walk-on that joined the team as a practice squad member for the 2018-19 season
2. Career high in junior college was 23 points
3. Played for his dad Jason at Baldwyn High School
4. Favorite sport other than basketball is baseball

#### CAREER HIGHS

- POINTS
- REBOUNDS
- FIELD GOALS
- FREE THROWS
- THREE-POINTERS
- ASSISTS
- STEALS
- BLOCKS

#### CAREER STATISTICS

			Total		3-Point		F-Throws		Rebounds											Scoring	
Season	gp-gs	min/avg	fg-fga	pct	fg-fga	pct	ft-fa	pct	off	def	tot	avg	pf	fo	ast	to	blk	stl	pts	avg	
2019-20	1-0	1/1.0	0-0	.000	0-0	.000	0-0	.000	0	0	0	0.0	0	0	0	0	0	0	0	0.0	
TOTAL	1-0	1/1.0	0-0	.000	0-0	.000	0-0	.000	0	0	0	0.0	0	0	0	0	0	0	0	0.0	

11

franco  
MILLER JR.

Freeport, Bahamas • Crestwood Prep (Canada)

6-3 • 202 • RS

Sport and Recreation Administration

R-FR.  
G



Opponent	Date	gs	min	Total		3-Pointers		Free throws		Rebounds				pf	a	t/o	blk	stl	pts	avg
				fg-fga	pct	3fg-fga	pct	ft-fa	pct	off	def	tot	avg							
ARKANSAS STATE	11-8-19	12	12	1-3	.333	1-2	.500	1-2	.500	0	1	1	1.0	0	1	1	0	1	4	4.0
NORFOLK STATE	11-12-19	1	1	0-0	.000	0-0	.000	0-0	.000	0	0	0	0.5	0	0	0	0	0	0	2.0
WESTERN MICHIGAN	11-15-19	4	4	0-1	.000	0-1	.000	0-0	.000	0	1	1	0.7	0	2	0	0	0	0	1.3
SEATTLE	11-19-19	6	6	0-2	.000	0-2	.000	0-0	.000	0	1	1	0.8	0	0	1	0	0	0	1.0
vs Oklahoma St.	11/29/19	4	4	0-1	.000	0-1	.000	0-0	.000	0	2	2	1.0	0	0	2	0	0	0	0.8
BUTLER	12-3-19	dnp	dnp	-	-	-	-	-	-	-	-	-	-	-	-	-	-	-	-	-
CSU BAKERSFIELD	12/7/19	dnp	dnp	-	-	-	-	-	-	-	-	-	-	-	-	-	-	-	-	-
MIDDLE TENNESSEE	12/14/19	12	12	0-0	.000	0-0	.000	0-0	.000	0	0	0	0.8	0	0	0	0	0	0	0.7
vs Southeastern Louisia	12-21-19	9	9	0-2	.000	0-1	.000	0-0	.000	0	2	2	1.0	1	0	0	0	0	0	0.6
TENNESSEE TECH	12/29/19	3	3	0-1	.000	0-1	.000	0-0	.000	0	0	0	0.9	0	0	1	0	0	0	0.5
at Wichita St.	01/04/20	16	16	1-2	.500	0-1	.000	0-0	.000	0	2	2	1.0	2	1	0	0	0	2	0.7
at Texas A&M	01/07/20	16	16	0-1	.000	0-1	.000	0-0	.000	3	3	6	1.5	2	2	0	0	0	0	0.6
Totals		0	83	2-13	.154	1-10	.100	1-2	.500	3	12	15	1.5	5	6	5	0	1	6	0.6

Games played: 10  
Minutes/game: 8.3  
Points/game: 0.6  
FG Pct: 15.4  
3FG Pct: 10.0  
FT Pct: 50.0

Rebounds/game: 1.5  
Assists/game: 0.6  
Turnovers/game: 0.5  
Assist/turnover ratio: 1.2  
Steals/game: 0.1

FOUR FASTBREAK FACTS

1. Father able to watch him play in person for first time in 3 years at 2019-20 season opener

2. Led a supplies drive for his native Bahamas following the devastation left by Hurricane Dorian

3. Moved from The Bahamas to Canada for his senior year

4. Favorite food is pizza

CAREER HIGHS

POINTS

4, vs. Arkansas State (11/8/19)

REBOUNDS

6, at Texas A&M (1/7/20)

FIELD GOALS

1, 2x, MR: at Wichita State (1/4/20)

FREE THROWS

1, vs. Arkansas State (11/8/19)

THREE-POINTERS

1, vs. Arkansas State (11/8/19)

ASSISTS

2, 2x, MR: at Texas A&M (1/7/20)

STEALS

1, vs. Arkansas State (11/8/19)

BLOCKS

CAREER STATISTICS																				
Season	gp-gs		min/avg	Total		3-Point		F-Throws		Rebounds				Scoring						
				fg-fga	pct	fg-fga	pct	ft-fa	pct	off	def	tot	avg	pf	fo	ast	to	blk	stl	pts avg
2019-20	10-0		83/8.3	2-13	.154	1-10	.100	1-2	.500	3	12	15	1.5	5	0	6	5	0	1	6 0.6
TOTAL	10-0		83/8.3	2-13	.154	1-10	.100	1-2	.500	3	12	15	1.5	5	0	6	5	0	1	6 0.6


15 Luis RODRIGUEZ

SO. G/F

Los Angeles, Calif. • Woodstock Academy (Conn.)

6-6 • 211 • 1L

Sport and Recreation Administration



Opponent	Date	gs	min	Total		3-Pointers		Free throws		Rebounds				pf	a	t/o	blk	stl	pts	avg	
				fg-fga	pct	3fg-fga	pct	ft-fa	pct	off	def	tot	avg								
ARKANSAS STATE	11-8-19	*	25	2-8	.250	0-3	.000	1-2	.500	2	4	6	6.0	1	3	1	1	3	5	5.0	
NORFOLK STATE	11-12-19	*	24	2-2	1.000	0-0	.000	1-4	.250	2	3	5	5.5	1	1	0	1	2	5	5.0	
WESTERN MICHIGAN	11-15-19	*	26	3-4	.750	0-0	.000	4-4	1.000	1	5	6	5.7	2	2	2	0	0	10	6.7	
SEATTLE	11-19-19	*	21	2-7	.286	0-4	.000	5-6	.833	2	2	4	5.3	1	4	0	0	0	9	7.3	
at Memphis	11/23/19	*	19	0-3	.000	0-0	.000	0-0	.000	4	1	5	5.2	0	3	0	0	0	0	5.8	
BUTLER	12-3-19	dnp		-	-	-	-	-	-	-	-	-	-	-	-	-	-	-	-	-	
CSU BAKERSFIELD	12/7/19	dnp		-	-	-	-	-	-	-	-	-	-	-	-	-	-	-	-	-	
MIDDLE TENNESSEE	12/14/19	dnp		-	-	-	-	-	-	-	-	-	-	-	-	-	-	-	-	-	
vs Southeastern Louisia	12-21-19	dnp		-	-	-	-	-	-	-	-	-	-	-	-	-	-	-	-	-	
TENNESSEE TECH	12/29/19	dnp		-	-	-	-	-	-	-	-	-	-	-	-	-	-	-	-	-	
Totals			5	115	9-24	.375	0-7	.000	11-16	.688	11	15	26	5.2	5	13	3	2	5	29	5.8

Games played: 5  
Minutes/game: 23.0  
Points/game: 5.8  
FG Pct: 37.5  
3FG Pct: 0.0  
FT Pct: 68.8

Rebounds/game: 5.2  
Assists/game: 2.6  
Turnovers/game: 0.6  
Assist/turnover ratio: 4.3  
Steals/game: 1.0  
Blocks/game: 0.4

FOUR FASTBREAK FACTS

1. Moved across the country for his final year of high school
2. His high school team held a No. 3 national ranking during his senior season
3. Has five siblings
4. Favorite TV show is Stranger Things

CAREER HIGHS

- POINTS  
10, vs. Western Michigan (11/15/19)
- REBOUNDS  
6, 2x, MR: vs. Western Michigan (11/15/19)
- FIELD GOALS  
3, vs. Western Michigan (11/15/19)
- FREE THROWS  
5, vs. Seattle (11/19/19)
- THREE-POINTERS
- ASSISTS  
4, vs. Seattle (11/19/19)
- STEALS  
3, vs. Arkansas State (11/8/19)
- BLOCKS  
2, 2x, MR: vs. Norfolk State (11/12/19)

CAREER STATISTICS

			Total		3-Point		F-Throws		Rebounds											Scoring	
Season	gp-gs	min/avg	fg-fga	pct	fg-fga	pct	ft-fa	pct	off	def	tot	avg	pf	fo	ast	to	blk	stl	pts	avg	
2018-19	25-0	152/6.1	10-22	.455	0-2	.000	7-8	.875	10	17	27	1.1	15	0	15	7	7	5	27	1.1	
2019-20	5-5	115/23.0	9-24	.375	0-7	.000	11-16	.688	11	15	26	5.2	5	0	13	3	2	5	29	5.8	
TOTAL	30-5	267/8.9	19-46	.413	0-9	.000	18-24	.750	21	32	53	1.8	20	0	28	10	9	10	56	1.9	

2

devontae SHULER

JR.


G

Irmo, S.C. • Oak Hill Academy

6-2 • 190 • 2L

General Studies

Ole Miss



Opponent	Date	gs	min	Total		3-Pointers		Free throws		Rebounds				pf	a	t/o	blk	stl	pts	avg	
				fg-fga	pct	3fg-fga	pct	ft-fa	pct	off	def	tot	avg								
ARKANSAS STATE	11-8-19	*	28	7-11	.636	3-7	.429	3-4	.750	1	2	3	3.0	1	1	4	0	2	20	20.0	
NORFOLK STATE	11-12-19	*	33	5-10	.500	2-4	.500	0-2	.000	0	4	4	3.5	2	5	5	0	4	12	16.0	
WESTERN MICHIGAN	11-15-19	*	26	6-12	.500	1-3	.333	3-3	1.000	1	3	4	3.7	1	3	1	3	1	16	16.0	
SEATTLE	11-19-19	*	24	2-4	.500	1-1	1.000	1-2	.500	2	2	4	3.8	1	2	2	0	2	6	13.5	
at Memphis	11/23/19	*	31	3-11	.273	2-6	.333	1-3	.333	0	3	3	3.6	3	1	2	0	3	9	12.6	
vs Penn St.	11/27/19	*	26	0-5	.000	0-0	.000	0-0	.000	0	3	3	3.5	0	3	2	0	1	0	10.5	
vs Oklahoma St.	11/29/19	*	30	1-8	.125	0-3	.000	1-2	.500	1	6	7	4.0	0	5	2	0	1	3	9.4	
BUTLER	12-3-19	*	37	2-10	.200	1-4	.250	2-2	1.000	0	4	4	4.0	2	6	2	1	0	7	9.1	
CSU BAKERSFIELD	12/7/19	*	36	6-12	.500	3-7	.429	0-0	.000	1	3	4	4.0	1	6	0	0	1	15	9.8	
MIDDLE TENNESSEE	12/14/19	*	35	3-6	.500	1-1	1.000	3-4	.750	0	5	5	4.1	1	9	3	0	2	10	9.8	
vs Southeastern Louisia	12-21-19	*	36	4-8	.500	1-5	.200	2-5	.400	1	3	4	4.1	3	6	0	2	2	11	9.9	
TENNESSEE TECH	12/29/19	*	33	8-12	.667	2-5	.400	2-3	.667	0	5	5	4.2	0	5	2	1	0	20	10.8	
at Wichita St.	01/04/20	*	39	4-12	.333	2-5	.400	2-3	.667	3	2	5	4.2	2	2	4	0	2	12	10.8	
at Texas A&M	01/07/20	*	40	5-18	.278	1-5	.200	1-2	.500	1	4	5	4.3	2	6	3	0	2	12	10.9	
Totals			14	454	56-139	.403	20-56	.357	21-35	.600	11	49	60	4.3	19	60	32	7	23	153	10.9

Games played: 14  
Minutes/game: 32.4  
Points/game: 10.9  
FG Pct: 40.3  
3FG Pct: 35.7  
FT Pct: 60.0

Rebounds/game: 4.3  
Assists/game: 4.3  
Turnovers/game: 2.3  
Assist/turnover ratio: 1.9  
Steals/game: 1.6  
Blocks/game: 0.5

#### FOUR FASTBREAK FACTS

1. AAU teammates with the top two picks in the 2019 NBA Draft - Zion Williamson and Ja Morant
2. Teammates with fellow Rebel Khadim Sy at Oak Hill Academy
3. Has 5 brothers, 1 who plays at Charleston Southern, and 2 sisters
4. Holds Ole Miss record for steals by a sophomore (56)

#### CAREER HIGHS

##### POINTS

24, vs. Cincinnati (11/24/18)

##### REBOUNDS

9, at Florida (1/30/19)

##### FIELD GOALS

9, vs. Cincinnati (11/24/18)

##### FREE THROWS

7, at Vanderbilt (1/5/19)

##### THREE-POINTERS

4, 3x, MR: vs. Georgia (2/23/19)

##### ASSISTS

9, vs. Middle Tennessee (12/14/19)

##### STEALS

5, vs. Missouri (2/16/19)

##### BLOCKS

3, vs. Western Michigan (11/15/19)

#### CAREER STATISTICS

			Total		3-Point		F-Throws		Rebounds											Scoring	
Season	gp-gs	min/avg	fg-fga	pct	fg-fga	pct	ft-fa	pct	off	def	tot	avg	pf	fo	ast	to	blk	stl	pts	avg	
2017-18	32-9	603/18.8	74-210	.352	30-116	.259	15-20	.750	26	61	87	2.7	33	0	34	25	3	32	193	6.0	
2018-19	33-31	1063/32.2	119-260	.458	51-127	.402	51-62	.823	25	112	137	4.2	50	0	100	59	7	56	340	10.3	
2019-20	14-14	454/32.4	56-139	.403	20-56	.357	21-35	.600	11	49	60	4.3	19	0	60	32	7	23	153	10.9	
TOTAL	79-54	2120/26.8	249-609	.409	101-299	.338	87-117	.744	62	222	284	3.6	102	0	194	116	17	111	686	8.7	



3

khadim

SY

Dakar, Senegal • Daytona State


6-10 • 244 • JC

General Studies

JR.

F

Ole Miss



Opponent	Date	gs	min	Total		3-Pointers		Free throws		Rebounds				pf	a	t/o	blk	stl	pts	avg	
				fg-fga	pct	3fg-fga	pct	ft-fta	pct	off	def	tot	avg								
ARKANSAS STATE	11-8-19	*	20	3-6	.500	0-0	.000	2-2	1.000	2	2	4	4.0	3	1	1	0	1	8	8.0	
NORFOLK STATE	11-12-19	*	25	1-3	.333	0-0	.000	0-0	.000	1	6	7	5.5	4	2	0	2	0	2	5.0	
WESTERN MICHIGAN	11-15-19	*	20	3-5	.600	0-0	.000	2-2	1.000	1	1	2	4.3	4	0	2	1	1	8	6.0	
SEATTLE	11-19-19	*	19	2-6	.333	1-2	.500	2-2	1.000	1	3	4	4.3	4	1	0	1	1	7	6.3	
at Memphis	11/23/19	*	20	3-6	.500	1-1	1.000	2-2	1.000	3	3	6	4.6	5	2	1	2	2	9	6.8	
vs Penn St.	11/27/19	*	25	3-8	.375	0-1	.000	2-3	.667	2	6	8	5.2	4	1	2	0	0	8	7.0	
vs Oklahoma St.	11/29/19	*	15	2-2	1.000	0-0	.000	0-0	.000	1	0	1	4.6	2	0	1	0	1	4	6.6	
BUTLER	12-3-19		18	6-9	.667	0-1	.000	0-3	.000	0	4	4	4.5	2	3	0	0	0	12	7.3	
CSU BAKERSFIELD	12/7/19	*	17	4-5	.800	1-1	1.000	1-3	.333	2	5	7	4.8	5	0	1	0	1	10	7.6	
MIDDLE TENNESSEE	12/14/19	*	31	4-9	.444	0-2	.000	2-4	.500	2	5	7	5.0	3	2	2	0	1	10	7.8	
vs Southeastern Louisia	12-21-19	*	27	7-11	.636	1-2	.500	5-5	1.000	2	5	7	5.2	2	0	2	1	0	20	8.9	
TENNESSEE TECH	12/29/19	*	18	4-7	.571	0-2	.000	3-6	.500	1	2	3	5.0	3	1	2	0	1	11	9.1	
at Wichita St.	01/04/20	*	23	4-8	.500	0-1	.000	4-5	.800	2	3	5	5.0	2	0	2	3	0	12	9.3	
at Texas A&M	01/07/20	*	24	1-5	.200	0-1	.000	1-2	.500	2	1	3	4.9	4	0	1	0	1	3	8.9	
Totals			13	302	47-90	.522	4-14	.286	26-39	.667	22	46	68	4.9	47	13	17	10	10	124	8.9

Games played: 14  
Minutes/game: 21.6  
Points/game: 8.9  
FG Pct: 52.2  
3FG Pct: 28.6  
FT Pct: 66.7

Rebounds/game: 4.9  
Assists/game: 0.9  
Turnovers/game: 1.2  
Assist/turnover ratio: 0.8  
Steals/game: 0.7  
Blocks/game: 0.7

FOUR FASTBREAK FACTS

1. Began his college career at Virginia Tech

2. High school teammates with fellow Rebel Devontae Shuler at Oak Hill Academy

3. Led Oak Hill to 42-1 record, making the game-winning bucket in the national title game

4. Favorite TV show is Family Guy

CAREER HIGHS

POINTS

20, vs. Southeastern Louisiana (11/21/19)

REBOUNDS

8, vs. Penn State (11/27/19)

FIELD GOALS

7, vs. Southeastern Louisiana (11/21/19)

FREE THROWS

5, vs. Southeastern Louisiana (11/21/19)

THREE-POINTERS

1, 4x, MR: vs. Southeastern Louisiana (11/21/19)

ASSISTS

3, vs. Butler (12/3/19)

STEALS

2, at Memphis (11/23/19)

BLOCKS

3, at Wichita State (1/4/20)


4 breelin  
TYREE


Somerset, N.J. • St. Joseph HS

6-2 • 195 • 3L

General Studies

SR.  
G





Opponent	Date	gs	min	Total		3-Pointers		Free throws		Rebounds				pf	a	t/o	blk	stl	pts	avg	
				fg-fga	pct	3fg-fga	pct	ft-fa	pct	off	def	tot	avg								
ARKANSAS STATE	11-8-19	*	25	2-9	.222	1-7	.143	1-2	.500	0	2	2	2.0	0	4	2	0	3	6	6.0	
NORFOLK STATE	11-12-19	*	36	8-18	.444	2-8	.250	3-3	1.000	0	3	3	2.5	0	3	1	0	3	21	13.5	
WESTERN MICHIGAN	11-15-19	*	29	7-16	.438	1-4	.250	5-6	.833	1	3	4	3.0	1	3	2	0	1	20	15.7	
SEATTLE	11-19-19	*	25	3-8	.375	0-2	.000	4-4	1.000	1	5	6	3.8	1	5	1	0	1	10	14.3	
at Memphis	11/23/19	*	35	7-20	.350	2-7	.286	8-10	.800	0	4	4	3.8	3	4	6	0	1	24	16.2	
vs Penn St.	11/27/19	*	33	7-18	.389	1-7	.143	3-5	.600	0	5	5	4.0	1	0	3	1	0	18	16.5	
vs Oklahoma St.	11/29/19	*	28	3-11	.273	1-4	.250	0-0	.000	1	4	5	4.1	1	0	5	0	0	7	15.1	
BUTLER	12-3-19		18	8-16	.500	4-8	.500	2-3	.667	1	7	8	4.6	3	1	2	0	2	22	16.0	
CSU BAKERSFIELD	12/7/19	*	38	4-10	.400	1-4	.250	11-14	.786	1	1	2	4.3	2	6	1	0	1	20	16.4	
MIDDLE TENNESSEE	12/14/19	*	37	11-20	.550	8-11	.727	4-5	.800	0	5	5	4.4	0	4	2	1	2	34	18.2	
vs Southeastern Louisia	12-21-19	*	37	5-15	.333	2-8	.250	2-4	.500	1	0	1	4.1	2	5	2	0	0	14	17.8	
TENNESSEE TECH	12/29/19	*	30	4-10	.400	1-6	.167	0-2	.000	0	3	3	4.0	3	3	0	0	0	9	17.1	
at Wichita St.	01/04/20	*	32	2-9	.222	1-2	.500	4-4	1.000	0	3	3	3.9	3	2	2	0	0	9	16.5	
at Texas A&M	01/07/20	*	33	10-19	.526	6-13	.462	0-1	.000	0	3	3	3.9	3	2	4	0	2	26	17.1	
Totals			13	436	81-199	.407	31-91	.341	47-63	.746	6	48	54	3.9	23	42	33	2	16	240	17.1

Games played: 14  
Minutes/game: 31.1  
Points/game: 17.1  
FG Pct: 40.7  
3FG Pct: 34.1  
FT Pct: 74.6

Rebounds/game: 3.9  
Assists/game: 3.0  
Turnovers/game: 2.4  
Assist/turnover ratio: 1.3  
Steals/game: 1.1  
Blocks/game: 0.1

FOUR FASTBREAK FACTS

- 1. Chair of the SEC Men's Basketball Leadership Council
- 2. As a kid, recruited by European professional soccer clubs
- 3. Cousin of former NFL wide receiver David Tyree
- 4. High school teammates with NBA players Karl-Anthony Towns and Wade Baldwin

CAREER HIGHS

- POINTS**  
34, vs. Middle Tennessee (12/14/19)
- REBOUNDS**  
8, 2x, MR: vs. Butler (12/3/19)
- FIELD GOALS**  
11, 3x, MR: vs. Middle Tennessee (12/14/19)
- FREE THROWS**  
13, vs. Baylor (11/23/18)
- THREE-POINTERS**  
8, vs. Middle Tennessee (12/14/19)
- ASSISTS**  
7, at Kentucky (2/28/18)
- STEALS**  
4, vs. FGCU (12/29/18)
- BLOCKS**  
2, 2x, MR: at South Carolina (2/19/19)

CAREER STATISTICS

Season	gp-gs	min/avg	Total		3-Point		F-Throws		Rebounds				Scoring							
			fg-fga	pct	fg-fga	pct	ft-fa	pct	off	def	tot	avg	pf	fo	ast	to	blk	stl	pts	avg
2016-17	34-23	651/19.1	85-228	.373	27-87	.310	52-74	.703	9	55	64	1.9	53	0	65	71	0	22	249	7.3
2017-18	32-23	807/25.2	122-310	.394	47-132	.356	56-80	.700	11	59	70	2.2	64	1	90	58	9	22	347	10.8
2018-19	33-33	1117/33.8	197-429	.459	69-184	.375	128-154	.831	11	86	97	2.9	65	2	92	80	14	32	591	17.9
2019-20	14-13	436/31.1	81-199	.407	31-91	.341	47-63	.746	6	48	54	3.9	23	0	42	33	2	16	240	17.1
TOTAL	113-92	3011/26.6	485-1166	.416	174-494	.352	283-371	.763	37	248	285	2.5	205	3	289	242	25	92	1427	12.6


13 bryce WILLIAMS

JR. G

Tampa, Fla. • Daytona State

6-2 • 178 • JC

General Studies



Opponent	Date	gs	min	Total		3-Pointers		Free throws		Rebounds				pf	a	t/o	blk	stl	pts	avg
				fg-fga	pct	3fg-fga	pct	ft-fa	pct	off	def	tot	avg							
ARKANSAS STATE	11-8-19	14		1-1	1.000	0-0	.000	0-0	.000	0	1	1	1.0	2	2	2	0	0	2	2.0
NORFOLK STATE	11-12-19	6		0-1	.000	0-0	.000	0-0	.000	0	0	0	0.5	1	1	0	0	0	0	1.0
WESTERN MICHIGAN	11-15-19	14		2-3	.667	0-1	.000	1-3	.333	0	0	0	0.3	1	0	1	0	1	5	2.3
SEATTLE	11-19-19	22		2-2	1.000	1-1	1.000	3-3	1.000	0	1	1	0.5	2	2	4	0	0	8	3.8
at Memphis	11/23/19	10		1-4	.250	1-2	.500	4-4	1.000	0	0	0	0.4	2	1	1	0	0	7	4.4
vs Penn St.	11/27/19	20		3-6	.500	3-3	1.000	6-6	1.000	1	0	1	0.5	1	1	2	1	1	15	6.2
vs Oklahoma St.	11/29/19	14		1-4	.250	0-2	.000	0-2	.000	0	0	0	0.4	2	0	1	1	1	2	5.6
BUTLER	12-3-19	*	32	1-3	.333	0-1	.000	0-0	.000	0	1	1	0.5	3	1	0	0	0	2	5.1
CSU BAKERSFIELD	12/7/19	6		0-0	.000	0-0	.000	0-0	.000	0	0	0	0.4	1	0	2	0	0	0	4.6
MIDDLE TENNESSEE	12/14/19	5		1-1	1.000	0-0	.000	0-0	.000	0	1	1	0.5	1	2	1	0	0	2	4.3
vs Southeastern Louisiana	12-21-19	3		1-1	1.000	0-0	.000	2-2	1.000	0	1	1	0.5	0	0	0	0	1	4	4.3
TENNESSEE TECH	12/29/19	8		0-0	.000	0-0	.000	0-0	.000	0	0	0	0.5	2	1	0	0	0	0	3.9
Totals		1	154	13-26	.500	5-10	.500	16-20	.800	1	5	6	0.5	18	11	14	2	4	47	3.9

FOUR FASTBREAK FACTS

- 1. Teammates with fellow Rebel Khadim Sy at Daytona State
- 2. Led Daytona State in free throw percentage last season (82.5%)
- 3. Averaged 28 ppg as a senior at South Sumter High School
- 4. Has four siblings

CAREER HIGHS

- POINTS**  
15, vs. Penn State (11/27/19)
- REBOUNDS**  
1, 6x, MR: vs. Southeastern Louisiana (12/21/19)
- FIELD GOALS**  
3, vs. Penn State (11/27/19)
- FREE THROWS**  
6, vs. Penn State (11/27/19)
- THREE-POINTERS**  
3, vs. Penn State (11/27/19)
- ASSISTS**  
2, 3x, MR: vs. Middle Tennessee (12/14/19)
- STEALS**  
1, 4x, MR: vs. Southeastern Louisiana (12/21/19)
- BLOCKS**  
1, 2x, MR: vs. Oklahoma State (11/29/19)

CAREER STATISTICS

			Total		3-Point		F-Throws		Rebounds											Scoring	
Season	gp-gs	min/avg	fg-fga	pct	fg-fga	pct	ft-fa	pct	off	def	tot	avg	pf	fo	ast	to	blk	stl	pts	avg	
2019-20	12-1	154/12.8	13-26	.500	5-10	.500	16-20	.800	1	5	6	0.5	18	0	11	14	2	4	47	3.9	
TOTAL	12-1	154/12.8	13-26	.500	5-10	.500	16-20	.800	1	5	6	0.5	18	0	11	14	2	4	47	3.9	



**2019-20 Ole Miss Basketball**  
**Ole Miss Combined Team Statistics (as of Jan 07, 2020)**  
**All games**



RECORD:	OVERALL	HOME	AWAY	NEUTRAL
ALL GAMES	9-5	7-1	0-3	2-1
CONFERENCE	0-1	0-0	0-1	0-0
NON-CONFERENCE	9-4	7-1	0-2	2-1

#	Player	gp-gs	min	avg	Total		3-Point		F-Throw		Rebounds				pf	dq	a	to	blk	stl	pts	avg
					fg-fga	fg%	3fg-fga	3fg%	ft-fa	ft%	off	def	tot	avg								
04	Tyree,Breein	14-13	436	31.1	81-199	.407	31-91	.341	47-63	.746	6	48	54	3.9	23	0	42	33	2	16	240	17.1
02	Shuler,Devontae	14-14	454	32.4	56-139	.403	20-56	.357	21-35	.600	11	49	60	4.3	19	0	60	32	7	23	153	10.9
00	Hinson,Blake	10-9	279	27.9	36-76	.474	18-48	.375	18-26	.692	14	32	46	4.6	24	1	13	20	2	3	108	10.8
05	Buffen,KJ	14-14	418	29.9	51-100	.510	4-12	.333	28-43	.651	24	65	89	6.4	39	3	26	25	11	24	134	9.6
03	Sy,Khadim	14-13	302	21.6	47-90	.522	4-14	.286	26-39	.667	22	46	68	4.9	47	2	13	17	10	10	124	8.9
15	Rodriguez,Luis	5-5	115	23.0	9-24	.375	0-7	.000	11-16	.688	11	15	26	5.2	5	0	13	3	2	5	29	5.8
01	Crowley,Austin	14-0	219	15.6	20-45	.444	8-23	.348	9-12	.750	7	16	23	1.6	23	1	22	15	1	6	57	4.1
13	Williams,Bryce	12-1	154	12.8	13-26	.500	5-10	.500	16-20	.800	1	5	6	0.5	18	0	11	14	2	4	47	3.9
23	Hunter,Sammy	14-1	215	15.4	17-40	.425	1-6	.167	13-17	.765	9	16	25	1.8	29	0	9	10	0	3	48	3.4
14	Collum,Antavion	11-0	105	9.5	4-15	.267	2-11	.182	6-9	.667	2	14	16	1.5	14	0	2	5	0	7	16	1.5
10	Curry,Carlos	9-0	37	4.1	4-9	.444	0-0	.000	0-0	.000	2	5	7	0.8	6	0	1	2	1	2	8	0.9
11	Miller,Franco	10-0	83	8.3	2-13	.154	1-10	.100	1-2	.500	3	12	15	1.5	5	0	6	5	0	1	6	0.6
33	McBride,John	6-0	11	1.8	1-5	.200	1-2	.500	0-0	.000	2	0	2	0.3	0	0	0	1	0	0	3	0.5
34	McKay,Conner	1-0	1	1.0	0-0	.000	0-0	.000	0-0	.000	0	0	0	0.0	0	0	0	0	0	0	0	0.0
Team											21	36	57		2		6					
Total.....		14	2829		341-781	.437	95-290	.328	196-282	.695	135	359	494	35.3	254	7	218	188	38	104	973	69.5
Opponents.....		14	2829		323-755	.428	76-264	.288	191-267	.715	115	352	467	33.4	273	-	176	201	50	94	913	65.2

TEAM STATISTICS	OM	OPP	Date	Opponent	Score	Att.
SCORING	973	913	11-8-19	ARKANSAS STATE	w 71-43	8009
Points per game	69.5	65.2	11-12-19	NORFOLK STATE	w 68-55	6412
Scoring margin	+4.3	-	11-15-19	WESTERN MICHIGAN	w 85-58	7310
FIELD GOALS-ATT	341-781	323-755	11-19-19	SEATTLE	w 65-52	6316
Field goal pct	.437	.428	11/23/19	at Memphis	L 86-87	17875
3 POINT FG-ATT	95-290	76-264	11/27/19	vs Penn St.	w 74-72	4114
3-point FG pct	.328	.288	11/29/19	vs Oklahoma St.	L 37-78	4159
3-pt FG made per game	6.8	5.4	12-3-19	BUTLER	L 58-67	7348
FREE THROWS-ATT	196-282	191-267	12/7/19	CSU BAKERSFIELD	w 83-67	6276
Free throw pct	.695	.715	12/14/19	MIDDLE TENNESSEE	w 82-64	7334
F-Throws made per game	14.0	13.6	12-21-19	vs Southeastern Louisia	w 83-76	2042
REBOUNDS	494	467	12/29/19	TENNESSEE TECH	w 80-63	7261
Rebounds per game	35.3	33.4	01/04/20	at Wichita St.	L 54-74	10506
Rebounding margin	+1.9	-	* 01/07/20	at Texas A&M	L 47-57	5982
ASSISTS	218	176	* - Conference game			
Assists per game	15.6	12.6				
TURNOVERS	188	201				
Turnovers per game	13.4	14.4				
Turnover margin	+0.9	-				
Assist/turnover ratio	1.2	0.9				
STEALS	104	94				
Steals per game	7.4	6.7				
BLOCKS	38	50				
Blocks per game	2.7	3.6				
ATTENDANCE	56266	44678				
Home games-Avg/Game	8-7033	3-11454				
Neutral site-Avg/Game	-	3-3438				

Score by Periods	1st	2nd	Totals
Ole Miss	465	508	973
Opponents	455	458	913





**2019-20 Ole Miss Basketball**  
**Ole Miss Combined Team Statistics (as of Jan 07, 2020)**  
**Conference games only**



<b>RECORD:</b>	<b>OVERALL</b>	<b>HOME</b>	<b>AWAY</b>	<b>NEUTRAL</b>
ALL GAMES	0-1	0-0	0-1	0-0
CONFERENCE	0-1	0-0	0-1	0-0
NON-CONFERENCE	0-0	0-0	0-0	0-0

#	Player	gp-gs	min	avg	Total		3-Point		F-Throw		Rebounds								pts	avg		
					fg-fga	fg%	3fg-fga	3fg%	ft-fta	ft%	off	def	tot	avg	pf	dq	a	to			blk	stl
04	Tyree,Breein	1-1	33	33.0	10-19	.526	6-13	.462	0-1	.000	0	3	3	3.0	3	0	2	4	0	2	26	26.0
02	Shuler,Devontae	1-1	40	40.0	5-18	.278	1-5	.200	1-2	.500	1	4	5	5.0	2	0	6	3	0	2	12	12.0
03	Sy,Khadim	1-1	24	24.0	1-5	.200	0-1	.000	1-2	.500	2	1	3	3.0	4	0	0	1	0	1	3	3.0
00	Hinson,Blake	1-1	28	28.0	1-9	.111	0-6	.000	0-0	.000	1	2	3	3.0	3	0	1	0	0	0	2	2.0
01	Crowley,Austin	1-0	8	8.0	0-1	.000	0-1	.000	2-2	1.000	1	2	3	3.0	0	0	0	0	0	0	2	2.0
23	Hunter,Sammy	1-0	7	7.0	1-3	.333	0-0	.000	0-0	.000	2	0	2	2.0	2	0	0	0	0	0	2	2.0
14	Collum,Antavion	1-0	12	12.0	0-1	.000	0-0	.000	0-0	.000	0	3	3	3.0	0	0	0	0	0	0	0	0.0
11	Miller,Franco	1-0	16	16.0	0-1	.000	0-1	.000	0-0	.000	3	3	6	6.0	2	0	2	0	0	0	0	0.0
05	Buffen,KJ	1-1	32	32.0	0-3	.000	0-0	.000	0-0	.000	1	3	4	4.0	4	0	1	1	0	1	0	0.0
	Team										1	3	4				1					
	Total.....	1	200		18-60	.300	7-27	.259	4-7	.571	12	24	36	36.0	20	0	12	10	0	6	47	47.0
	Opponents.....	1	200		19-48	.396	3-17	.176	16-19	.842	8	33	41	41.0	13	-	8	12	7	3	57	57.0

TEAM STATISTICS	OM	OPP
SCORING	47	57
Points per game	47.0	57.0
Scoring margin	-10.0	-
FIELD GOALS-ATT	18-60	19-48
Field goal pct	.300	.396
3 POINT FG-ATT	7-27	3-17
3-point FG pct	.259	.176
3-pt FG made per game	7.0	3.0
FREE THROWS-ATT	4-7	16-19
Free throw pct	.571	.842
F-Throws made per game	4.0	16.0
REBOUNDS	36	41
Rebounds per game	36.0	41.0
Rebounding margin	-5.0	-
ASSISTS	12	8
Assists per game	12.0	8.0
TURNOVERS	10	12
Turnovers per game	10.0	12.0
Turnover margin	+2.0	-
Assist/turnover ratio	1.2	0.7
STEALS	6	3
Steals per game	6.0	3.0
BLOCKS	0	7
Blocks per game	0.0	7.0
ATTENDANCE	0	5982
Home games-Avg/Game	0-0	1-5982
Neutral site-Avg/Game	-	0-0

Date	Opponent	Score	Att.
* 01/07/20	at Texas A&M	L 47-57	5982

\* - Conference game

Score by Periods	1st	2nd	Totals
Ole Miss	29	18	47
Opponents	19	38	57