



CRIMSON TIDE

BASKETBALL

20 NCAA Appearances » 13 Combined SEC Titles » 2nd in SEC History in Total League Wins » 2nd in SEC History in Winning Percentage



GAME 21



ALABAMA **VS** ARKANSAS

FEB. 1, 2020 / 5 P.M. CT / TUSCALOOSA, ALA.

COLEMAN COLISEUM (14,474)

TV: SEC NETWORK

(Play-By-Play: Kevin Fitzgerald, Analyst: Dane Bradshaw)

RADIO: CRIMSON TIDE SPORTS NETWORK

(Play-By-Play: Chris Stewart, Analyst: Bryan Passink) | Sirius/XM Channel NA/381

CRIMSON TIDE

2019-20 Record	12-8
2019-20 SEC Record	4-3
KenPom RPI/SOS	45/27
Leading Scorer	Kira Lewis Jr. (16.7)
Leading Rebounder	John Petty Jr. (7.1)
Leader in Assists	Kira Lewis Jr. (4.8)
Head Coach	Nate Oats
Record at Alabama (Years)	12-8 (1st)
Career Record (Years)	108-51 (5th)

RAZORBACKS

2019-20 Record	15-5
2019-20 SEC Record	3-4
KenPom RPI/SOS	35/74
Leading Scorer	Mason Jones (19.2)
Leading Rebounder	Mason Jones (6.4)
Leader in Assists	Mason Jones (3.6)
Head Coach	Eric Musselman
Record at Arkansas (Years)	15-5 (1st)
Career Record (Years)	125-39 (5th)

NUGGETS YOU NEED TO KNOW

- Alabama will put its eight-game home winning streak on the line when it plays host to Arkansas on Saturday evening inside Coleman Coliseum. The contest will be the only game played between the two teams in the regular season.
- The Razorbacks have won five straight and six of the last seven games in the series. The five consecutive wins by Arkansas is the longest current winning streak by an SEC team against the Crimson Tide.
- The 1989-90 team will be recognized during Saturday's contest. That team, which was led by the likes of Robert Horry, Gary Waites, Melvin Cheatum and Keith Askins, among others, reached the Sweet 16 and finished ranked No. 23 in the final Associated Press poll. The Tide won the SEC Tournament that season and finished with a record of 26-9 overall and 12-6 in SEC play.
- The Tide enters Wednesday night's contest ranked No. 5 in the nation in scoring offense at 82.5 points per game and is No. 4 in three-point field goals made per game at 10.4 (as of 1/31), leading the league in both areas. UA also leads the SEC in threes made (207), threes attempted (589) and three-point field goal percentage (.351).
- The contest features the top two scoring duos, and arguably the top two backcourts, in the SEC. The Arkansas backcourt of Mason Jones (19.2 ppg) and Isaiah Joe (16.8 ppg) combine to average 36.0 points to lead the league, while Alabama's Kira Lewis Jr. (16.7 ppg) and John Petty Jr. (15.8 ppg) rank as the second-highest scoring duo in the league at 32.5 points per game.
- Saturday's game will feature the league's top three-point shooting team going up against the top three-point defensive team. Alabama leads the SEC in three-point shooting at 35.1 percent, while Arkansas allows opponents to connect on just 24.6 percent from deep which not only leads the SEC but ranks No. 1 nationally in the statistic.
- Sophomore Kira Lewis Jr. was named the SEC Men's Basketball Co-Player of the Week on Monday. In leading the Crimson Tide to a pair of victories this past week, Lewis averaged 21.0 points, 7.0 rebounds, 4.0 assists, 2.0 steals and 1.5 blocks per game in wins over Vanderbilt and Kansas State. He became the second Alabama player to earn SEC Player of the Week joining John Petty Jr. who earned the recognition for the week of Dec. 23.

2019-20 SCHEDULE

Opponent	TV	Time (CT)/Result
----------	----	------------------

OCTOBER

27 GEORGIA TECH (EXH.)		W, 93-65
------------------------	--	----------

NOVEMBER

5 PENN	SEC Network+	L, 80-81
11 FLORIDA ATLANTIC	SEC Network+	W, 78-59
15 at Rhode Island	NBCSN	L, 79-93
19 FURMAN ¹	SEC Network+	W, 81-73
27 vs. ⁶ North Carolina ²	ESPN	L, 67-76
28 vs. Iowa State ²	ESPN2	L, 89-104
29 vs. Southern Miss ²	ESPN2	W, 83-68

DECEMBER

6 STEPHEN F. AUSTIN	SEC Network+	W, 78-68
14 at ^{21/21} Penn State	Big Ten Network	L, 71-73
18 at Samford ³	ESPN+	W, 105-87
21 vs. Belmont ⁴	SEC Network	W, 92-72
29 RICHMOND	SEC Network	W, 90-78

JANUARY

4 at Florida*	ESPN2	L, 98-104 (2ot)
8 MISSISSIPPI STATE*	SEC Network	W, 90-69
11 at ^{14/14} Kentucky*	ESPN	L, 67-76
15 ^{4/4} AUBURN*	ESPN2	W, 83-64
18 MISSOURI*	SEC Network	W, 88-74
22 at Vanderbilt*	SEC Network	W, 77-62
25 KANSAS STATE ⁵	ESPN2	W, 77-74
29 at ^{22/24} LSU*	ESPN2	L, 76-90

FEBRUARY

1 ARKANSAS*	SEC Network	5 p.m.
4 TENNESSEE*	ESPN2	6 p.m.
8 at Georgia*	SEC Network	5 p.m.
12 at Auburn*	ESPN2	6 p.m.
15 LSU*	ESPN/ESPN2	3 p.m.
19 TEXAS A&M*	SEC Network	6 p.m.
22 at Ole Miss*	SEC Network	7:30 p.m.
25 at Mississippi State*	SEC Network	8 p.m.
29 SOUTH CAROLINA*	SEC Network	7:30 p.m.

MARCH

3 VANDERBILT*	SEC Network	7:30 p.m.
7 at Missouri*	SEC Network	1:30 p.m.
11-15 at SEC Tournament ⁶	TBD	TBD













- 1 Battle 4 Atlantis (Tuscaloosa, Ala.)
- 2 Battle 4 Atlantis (Grand Paradise Island, Bahamas)
- 3 Game will be played at the BJCC (Birmingham, Ala.)
- 4 Rocket City Classic (Huntsville, Ala.)
- 5 Big 12/SEC Challenge
- 6 SEC Tournament (Nashville, Tenn.)

* Southeastern Conference game


BOLD indicates home game

Rankings listed are AP/Coaches

2019-20 OVERALL RECORDS • 12-8 / SEC • 4-3 / HOME • 8-1 / AWAY • 2-5 / NEUTRAL • 2-2
PREVIOUS GAME STARTERS HIGHLIGHTED IN SHADED BOX

0		JAVIAN DAVIS F • 6-9 • 242 • R-Fr. • Canton, Miss.	PPG 5.9	RPG 4.0	APG 0.6	BPG 0.5	FG% .588	FT% .617	MPG 15.9	LAST GAME: 5 pts, 1 reb, 1 blk at LSU NOTES: Sat out the 2018-19 season as a redshirt ... leads UA in FG%, ranks 5th on team in rebounding, 4th in steal ... made first collegiate start & had 19 pts & 9 rebs vs. FAU ... five games in double-digits ... has dropped nearly 40 pounds of weight since arriving on campus ... a four-star prospect by ESPN & first team all-state.	SEASON HIGHS Pts: 19 vs. Florida Atlantic (11/11/19) Rebs: 9 vs. Florida Atlantic (11/11/19) Asts: 2 2x, last vs. Iowa State (11/28/19) Blks: 2 at Vanderbilt (1/2/20)
1		HERBERT JONES F/G • 6-7 • 205 • Jr. • Greensboro, Ala.	PPG 9.9	RPG 6.3	APG 2.7	SPG 1.1	BPG 0.6	FG% .625	MPG 27.4	LAST GAME: 7 pts, 8 rebs, 2 asts at LSU NOTES: Two-year captain ... 5 double-digit gms over last 6 and is avg. 11.5 ppg & 7.8 rpg over stretch ... team-high 3 double-doubles (Richmond, Auburn & Mizzou) ... season-high 18 pts at UK ... 17 pts at Rhode Island ... thrives on defensive end ... set UA record for charges taken in a season with 23 (2018) & has 54 for his career ... Academic All-District (4th in UA history).	SEASON HIGHS Pts: 18 at Kentucky (1/11/20) Rebs: 12 2x, last vs. Missouri (1/18/20) Asts: 7 at Samford (12/18/19) Stls: 3 at Penn State (12/14/19)
2		KIRA LEWIS JR. G • 6-3 • 165 • So. • Meridianville, Ala.	PPG 16.7	RPG 5.6	APG 4.8	SPG 1.7	3FG% .315	FT% .824	MPG 37.1	LAST GAME: 13 pts, 8 asts, 2 rebs at LSU NOTES: Leads team in scoring, assists, steals & minutes per game, 3rd in rebounding ... tops SEC in mpg, 3rd in apg, 6th in ppg & spg ... career highs of 30 pts & 8 rebs vs. Penn ... team-best 6 games of 20 or more points & 18 in double figures ... SEC POW (1/27) ... preseason All-SEC First Team ... helped Team USA to gold medal at the 2019 FIBA U-19 World Cup.	SEASON HIGHS Pts: 30 vs. Penn (11/5/19) Rebs: 8 3x, last at Kentucky (1/11/20) Asts: 8 3x, last at LSU (1/29/20) Stls: 4 2x, last at Florida (1/4/20)
3		ALEX REESE F • 6-9 • 245 • Jr. • Pelham, Ala.	PPG 9.7	RPG 4.6	APG 1.2	BPG 1.1	3FG% .343	FT% .706	MPG 22.3	LAST GAME: 17 pts, 3 rebs, 2 asts, 2 blks at LSU NOTES: Leads team in blocks, 3rd in 3-pt FG%, 4th in rpg & 5th in ppg ... double-figures in 9 of last 13 gms, starting 12 of those contests, and is averaging 11.5 ppg and 4.5 rpg, shooting 38% from deep (29-of-77) ... season-high 17 pts vs Mizzou ... matched that with 17 at LSU ... had 16 pts at Samford ... 15 pts vs SFA ... 10 games in double figures.	SEASON HIGHS Pts: 17 2x, last at LSU (1/29/20) Rebs: 9 vs. North Carolina (11/27/19) Asts: 4 at Rhode Island (11/15/19) Blks: 3 2x, last vs. K-State (1/26/20)
5		JADEN SHACKELFORD G • 6-3 • 195 • Fr. • Hesperia, Calif.	PPG 12.7	RPG 4.2	APG 1.4	SPG 0.6	3FG% .328	FT% .841	MPG 27.0	LAST GAME: 21 pts, 3 rebs, 1 ast at LSU NOTES: Avg. 14.0 ppg & 2.7 3s made per game in last 10 gms ... ranks 3rd on team in ppg, 4th in mpg, 2nd in total 3s made (44) and 3s attempted (134) ... 67 percent of his total field goals attempts are from deep (135 of 200) ... season-high 28 vs. Richmond ... scored 25 pts vs. Furman ... has 12 double-digit gms and 3 20-plus point gms.	SEASON HIGHS Pts: 28 vs. Richmond (12/29/19) Rebs: 8 vs. Richmond (12/29/19) Asts: 4 vs. Southern Miss (11/29/19) Stls: 3 vs Furman (11/19/19)
11		BEETLE BOLDEN G • 6-0 • 160 • Gr. • Covington, Ky.	PPG 8.4	RPG 1.9	APG 1.2	SPG 0.5	3FG% .368	FT% .821	MPG 20.3	LAST GAME: DNP at LSU NOTES: Team's lone senior – a grad transfer from West Virginia ... season-high 23 pts & hit 4 treys vs. Southern Miss ... 15 pts at Penn State ... has reached double figures in 7 games this season ... 82 career games at WVU & finished with 635 points (7.7 ppg), while knocking down 210-of-492 (.427) shots and 121-of-303 (.399) threes.	SEASON HIGHS Pts: 23 vs. Southern Miss (11/29/19) Rebs: 5 vs. Penn (11/5/19) Asts: 3 2x, last at Kentucky (1/11/20) Stls: 2 2x, last vs. K-State (1/26/20)
12		JAYLEN FORBES G • 6-4 • 186 • Fr. • Florence, Miss.	PPG 2.5	RPG 2.2	APG 0.3	SPG 0.1	3FG% .200	FT% .688	MPG 9.6	LAST GAME: 7 pts, 3 rebs at LSU NOTES: Has seen action in 19 of 20 games ... 35 of his 46 shots (77%) have come from three ... season-high 7 pts at LSU ... scored 5 points 3 times (vs. Iowa State, at Penn State & Miss. State) ... season-best eight rebs vs. Penn ... four-star prospect & ranked the No. 84 player overall and No. 2 player in Mississippi by ESPN.com.	SEASON HIGHS Pts: 7 at LSU (1/29/20) Rebs: 8 vs. Penn (11/5/19) Asts: 1 4x, last vs. So. Miss (11/29/19) Stls:
15		TYLER BARNES F • 6-8 • 201 • Jr. • Louisville, Ky.	PPG 0.0	RPG 0.8	APG 0.0	BPG 0.0	FG% .000	FT% .000	MPG 1.1	LAST GAME: DNP at LSU NOTES: A two-time SEC Academic Honor Roll honoree ... walk-on who has seen action in 12 career contests during his three seasons at Alabama ... earned a spot on the roster following walk-on tryouts prior to the 2018-19 season ... averaged 10.2 points and 8.7 rebounds per game during his senior season at St. Xavier HS.	SEASON HIGHS Pts: Rebs: 4 vs. Florida Atlantic (11/11/19) Asts: Blks:
21		BRITTON JOHNSON G • 6-4 • 183 • So. • Mountain Brook, Ala.	PPG 0.6	RPG 0.0	APG 0.0	SPG 0.0	3FG% .333	FT% .000	MPG 1.1	LAST GAME: DNP at LSU NOTES: Earned a spot on the SEC First Year Academic Honor Roll ... played in five contests in his first year as a walk-on ... was a two-year letterwinner at Mountain Brook HS ... helped lead team to back-to-back Alabama 7A state championships (2017 and 2018), averaging 9.0 points and 2.2 rebounds per game over that stretch.	SEASON HIGHS Pts: 3 vs. Iowa State (11/29/19) Rebs: Asts: Stls:
23		JOHN PETTY JR. G • 6-5 • 184 • Jr. • Huntsville, Ala.	PPG 15.8	RPG 7.1	APG 2.1	SPG 1.2	3FG% .468	FT% .706	MPG 33.9	LAST GAME: 4 pts, 7 rebs, 2 stls at LSU NOTES: Tops UA in rpg & 3-pt FG%, 2nd in ppg, mpg & spg ... tops SEC in 3FG%, No. 2 in 3s made/game (3.3); ranking 5th & 14th in nation, respectively ... 14 double figure gms, 5 gms of 20 or more & team-best 2 30-pt gms ... career-high 39 pts & school record 10 3s vs. Samford ... SEC POW (12/23) ... ranks No. 5 in UA history in both career 3s made (214) & 3s att. (552).	SEASON HIGHS Pts: 39 at Samford (12/18/19) Rebs: 12 vs. Iowa State (11/29/19) Asts: 5 vs. Florida Atlantic (11/11/19) Stls: 3 3x, last vs. K-State (1/26/20)
30		GALIN SMITH F • 6-9 • 240 • Jr. • Clinton, Miss.	PPG 2.7	RPG 2.4	APG 0.3	BPG 1.0	FG% .512	FT% .435	MPG 12.9	LAST GAME: 2 pts, 3 rebs, 1 blk at LSU NOTES: Matched his career high scoring output with 11 pts vs. Mississippi State ... started at Florida and finished with 7 pts ... has played in all 20 games with 6 starts ... had 4 pts and 5 rebs vs. Iowa State ... a two-time SEC Academic Honor Roll honoree ... named to SEC Community Service Team last season.	SEASON HIGHS Pts: 11 vs. Mississippi State (1/8/20) Rebs: 5 2x, last vs. Richmond (12/29/19) Asts: 2 2x, last vs. Miss. State (1/8/20) Blks: 3 3x, last vs SFA (12/6/19)
35		RAYMOND HAWKINS F/C • 6-9 • 240 • Fr. • Oakland, Calif.	PPG 0.0	RPG 0.0	APG 0.0	BPG 0.0	FG% .000	FT% .000	MPG 0.9	LAST GAME: DNP at LSU NOTES: First signee of the Nate Oats era at Alabama ... a four-star recruit according to ESPN.com ... played at Bishop O'Dowd from 2016-18 before transferring to Findlay Prep in Henderson, Nev., for his final year ... averaged 14.9 points, 5.9 rebounds and 1.1 assists per game while shooting 60 percent from the field as a senior.	SEASON HIGHS Pts: Rebs: Asts: Blks:

LAST TIME OUT: NO. 22 LSU 90, ALABAMA 76 (BATON ROUGE, LA./PMAC - JAN. 29, 2020)



Official Basketball Box Score - Final

Alabama at LSU

01/30/20 Maravich Assembly Center, Baton Rouge, LA

2019-20 Men's Basketball

Game Time: 12:00 AM

Game Duration: 1:49

Attendance: 10,871

Alabama - 76

Record: 12-8 (4-3)

NO.	Name	Min	FG M-A	3P M-A	FT M-A	Rebounds OR DR TOT	Fouls PF FD	TP	AS	TO	ST	Blocks BS BA	+/-
3	Alex Reese	F 29:30	7-14	3-10	0-0	1 2 3	2 0	17	2	0	0	2 0	-9
30	Galin Smith	F 10:45	1-3	0-0	0-2	1 2 3	1 1	2	0	1	0	1 1	-14
1	Herbert Jones	G 33:02	3-8	0-2	1-3	3 5 8	3 5	7	2	0	1	0 0	-13
2	Kira Lewis Jr.	G 35:12	6-12	1-4	0-0	0 2 2	3 0	13	8	2	0	0 0	-8
5	Jaden Shackelford	G 37:42	7-19	5-14	2-2	0 3 3	1 3	21	1	2	0	0 1	-12
0	Javian Davis	07:15	2-2	0-0	1-1	0 1 1	4 1	5	0	0	0	1 0	-2
23	John Petty Jr.	32:59	1-7	0-3	2-2	4 3 7	2 3	4	1	3	2	1 1	-7
12	Jaylen Forbes	13:35	3-8	1-5	0-0	1 2 3	1 0	7	0	1	0	0 0	-5
Team						1 0 1		0		0			
Totals			30-73	10-38	6-10	11 20 31	17 13	76	14	9	3	5 3	-14

Shooting By Period

1 st	FG%	13-37	35.1%
	3PT%	4-20	20.0%
	FT%	3-5	60%
2 nd	FG%	17-36	47.2%
	3PT%	6-18	33.3%
	FT%	3-5	60%
GM	FG%	30-73	41.1%
	3PT%	10-38	26.3%
	FT%	6-10	60.0%

Dead Ball Rebounds: 1, 0

SU - 90

Record: 16-4 (7-0)

NO.	Name	Min	FG M-A	3P M-A	FT M-A	Rebounds OR DR TOT	Fouls PF FD	TP	AS	TO	ST	Blocks BS BA	+/-
0	Darius Days	F 15:43	5-11	2-5	0-0	2 2 4	4 0	12	0	1	0	1 0	1
2	Trendon Watford	F 35:27	7-12	1-3	2-2	2 13 15	2 4	17	3	2	4	0 1	17
5	Emmitt Williams	F 30:40	8-12	0-1	7-8	2 9 11	2 5	23	1	2	0	1 0	9
1	Javonte Smart	G 35:45	6-14	0-3	0-0	1 3 4	0 1	12	4	2	0	0 2	4
4	Skylar Mays	G 33:36	5-11	0-1	8-8	0 3 3	3 5	18	2	4	2	0 1	13
14	Marlon Taylor	26:43	1-3	0-1	2-2	1 2 3	2 2	4	0	1	0	0 1	12
15	Aundre Hyatt	22:06	2-4	0-2	0-0	2 3 5	0 0	4	0	0	2	1 0	14
Team						4 0 4		0		1			
Totals			34-67	13-16	19-20	14 35 49	13 17	90	10	13	8	3 5	14

Shooting By Period

1 st	FG%	16-33	48.5%
	3PT%	2-10	20.0%
	FT%	17-18	94.4%
2 nd	FG%	18-34	52.9%
	3PT%	1-6	16.7%
	FT%	2-2	100%
GM	FG%	34-67	50.7%
	3PT%	3-16	18.8%
	FT%	19-20	95.0%

Dead Ball Rebounds: 0, 0

Technical Fouls: NONE

	ALA	LSU
Biggest lead	1 (1 st 19:13)	20 (1 st 2:24)
Best Scoring Run	6 (1 st 14:39)	14 (1 st 5:47)
Lead Changes	2	
Times Tied	2	
Time with Lead	00:43	37:27

Points from	ALA	LSU
Turnovers	8	14
Paint	38	50
Second Chance	5	20
Fast Breaks	12	14
Bench	16	8

Period by Period Scoring		1st	2nd	TOT
ALA	33	43	76	
LSU	51	39	90	

BATON ROUGE, La. – The Alabama men's basketball team fell short against No. 22 LSU, 90-76, on Wednesday night at the Pete Maravich Assembly Center.

The Tigers (16-4, 7-0 SEC) maintained their grasp on first place by claiming the league-best ninth straight win by using a strong first half performance which allowed them to hold an 18-point lead at intermission. The Crimson Tide (12-8, 4-3) mounted a second half comeback and twice cut the lead to single digits but could not get any closer than nine points.

Alabama freshman Jaden Shackelford led the team with 21 points on 7-of-19 shooting from the field and career-high tying five three-pointers. It marked his third game of the season scoring 20 or more points. Junior Alex Reese tied his season-high of 17 points, sinking three treys and a pair of blocks. Sophomore Kira Lewis Jr. added 13 points, 11 of which came in the second half, and a game-high eight assists.

LSU was led by Emmitt Williams who finished with 23 points and 11 boards, along with Skylar Mays who notched 18 points on the night. Trendon Watford added 17 points and a game-high 15 boards.

Coach Nate Oats Postgame Comments

"This was definitely not our best effort. We've been playing a lot better than that. We knew they were good. We listened to some of Coach (Will) Wade's comments leading into the game. I think he kind of got on his guys, so we knew we were going to get a pretty good effort. Our effort didn't match theirs in the first half. They destroyed us on the boards. That's two games in a row now where we just can't rebound the ball. It just caused major problems. I thought our effort was better in the second half, but it just wasn't enough. When you give up that big of a lead, give up 51 points in the first half, you really dig yourself a hole against a team like this that plays as hard as they do. That many points in the first half is going to be too hard to overcome. I thought our guys showed some fight in the second half. We did a lot better – I think we cut it to nine twice. We only had nine turnovers for the game. So now the first time you cut it to nine we turn the ball over, they score, turn it over immediately on the inbounds play and then they score again, and it goes right up to 13. We just couldn't get over the hump so a lot of credit to them. They're a hard-playing team. There's a reason they're first place in the SEC."

Team Stats

- The Crimson Tide was outrebounded 49-31, which marked the second consecutive game UA lost the battle of the boards after getting outrebounded by 12 (45-33)
- Prior to the last two contests, Alabama had only been outrebounded five times in 18

games

- The Tigers outscored the Tide 19-6 at the foul line, as LSU hit 19-of-20 (95.0 percent) from the charity stripe marking the 11th time in 20 games an opponent has shot 75 percent or better from the charity stripe
- Freshman Jaylen Forbes earned a career-high seven points in his 13 minutes of action
- Shackelford (14) and Reese (10) both attempted career highs in three-point field goals combining for 24 of the Tide's 38 attempts on the night
- It marked Shackelford's fourth consecutive double-digit scoring game and his 13th overall on the season
- Junior Herbert Jones added seven points and led the team with eight turnovers and three charges drawn to earn his 11th Hard Hat Award on the year

First Half

- LSU jumped out to an early 10-7 lead at the first media timeout
- After Alabama cut the LSU lead to 25-23 at the 10:03 mark, the Tigers went on an 18-2 run to extend its lead to 43-25 with 5:47 left in the half
- The 18-point deficit would remain the same as the teams headed to the locker rooms with LSU leading 51-33
- Reese led the Tide with 10 points at half

Second Half

- Alabama opened the half on a 10-4 spurt to cut the deficit to 55-43 at the 17:20 mark of the second half
- After cutting the LSU lead to 62-53 at the 13:14 mark, the Tigers converted on three consecutive empty Alabama possessions to stretch its lead back to 15, 68-53, at the 11:53 mark
- Alabama again cut it to nine, 70-61, with 9:21 left to play, but LSU would answer with six of the next seven points to stretch its lead to 14 with less than eight minutes remaining
- The Crimson Tide never got any closer than 11 the rest of the way

2019-20 TOP PERFORMANCES

CATEGORY	ALABAMA	OPPONENTS
Points	39, John Petty Jr. at Samford, 12/19/19	33, Jordan Lyons, Furman, 11/19/19
Field Goals Made	12, John Petty Jr. at Samford, 12/19/19	9, Jordan Dingle, Penn, 11/5/19
Field Goal Attempts	23, 2x, last by Kira Lewis Jr. at Florida, 1/4/20	21, 2x, last by Adam Kunkel, Belmont, 12/21/19
3-Pointers Made	10, John Petty Jr. at Samford, 12/19/19	6, Jordan Lyons, Furman, 11/19/19
3-Pointers Attempted	14 by Jaden Shackelford at LSU, 1/29/20	16, Jordan Lyons, Furman, 11/19/19
Rebounds	12, 3x, last by Herbert Jones vs. Missouri, 1/18/20	16, Kerry Blackshear, Florida, 1/4/20
Assists	8, 3x, last by Kira Lewis Jr. at LSU, 1/29/20	15, Josh Sharkey, Samford, 12/18/19
Steals	4, 3x, last by Kira Lewis Jr. at Florida, 1/4/20	4, 10x, last by Trendon Watford, LSU, 1/29/20
Blocks	4, John Petty Jr. at Kentucky, 1/11/20	5, 2x, last by Nick Richards, Kentucky, 1/11/20

ALABAMA

TALE OF THE TAPE

ARKANSAS

2019-20	Season	2019-20
12-8	Overall	15-5
4-3	Conference	3-4
7-3	Last 10	6-4
4-1	Last 5	2-3
82.5	PPG	74.2
77.3	OPP PPG	64.0
+5.2	Margin	+10.2
.440	FG%	.443
.405	FG% DEF	.405
.351	3PT%	.311
.300	3PT% DEF	.246
.713	FT%	.729
41.0	RPG	32.9
39.7	OPP RPG	38.2
+1.3	Margin	-5.2
14.0	APG	12.6
15.6	TOs PG	12.1
4.8	BPG	4.4
6.3	SPG	8.4

SERIES HISTORY

Overall Series Record.....	Arkansas leads, 34-28
Last Five Contests.....	Arkansas leads, 5-0
Last 10 Contests.....	Arkansas leads, 6-4
At Arkansas.....	Arkansas leads, 19-6 (Alabama streak: lost 4)
At Alabama.....	Alabama leads, 20-7 (Alabama streak: lost 2)
At Coleman Coliseum.....	19-7
Neutral Site.....	Arkansas leads, 8-2
Series Streak.....	Arkansas won 5
Last Meeting.....	March 9, 2018 in Fayetteville, Ark. (Arkansas 82, Alabama 70)

ABOUT ARKANSAS

• Under first year head coach Eric Musselman, Arkansas opened the season with wins in 12 of its first 13 contests. However, the Razorbacks have dropped four of the last seven, including three of the last four. Most recently, Arkansas dropped a narrow 79-77 home contest against South Carolina last Wednesday night to fall to 3-4 in league action, one game back of Alabama in the league standings.

• The Razorbacks are led by three players averaging double figures, topped by the league's leading scorer in Mason Jones. The junior guard is averaging 19.2 points per game following a monster 34 point, 12 rebound performance against the Gamecocks. Jones not only leads Arkansas in scoring, but also tops the team in rebounding (6.4 rpg), assists (3.6 apg) and steals (1.8 spg).

• Sophomore guard Isaiah Joe is second on the team at 16.8 ppg, while he ranks as one of the league's best shooters. Joe leads the league in three-pointers made per game (3.8) and is second to Alabama's John Petty Jr. in three-point field goal percentage (34.4 percent).

• As a team, the Razorbacks are outscoring the opposition by 10.2 points per contest (74.2-64.0) and by 2.3 points a game in SEC play (72.9-70.6). Arkansas is shooting 44.3 percent from the field and 31.1 percent from beyond the arc, however, the Razorbacks are last in the league in rebounding margin at -5.2 (32.9-38.2).

• Arkansas leads the nation in three-point field goal percentage defense, holding opponents to only 24.6 percent from deep this season. The Hogs also lead the league in steals per game (8.8), turnovers forced (17.1) and turnover margin (+5.1).

• Musselman owns a record of 125-39 (.762) in his five years as a collegiate head coach.

SOCIAL MEDIA:



Follow us on Twitter and Instagram @AlabamaMBB



Like us on Facebook at AlabamaMBB

Follow **ALABAMA MEN'S BASKETBALL** on the social media sites listed for up-to-date news, exclusive content and more.

ASSOCIATED PRESS POLL

WEEK 13 (JAN. 27)

Rank	Team (FPV)	Record	Points	Prev. Rank
1	Baylor (44)	17-1	1578	1
2	Gonzaga (19)	21-1	1552	2
3	Kansas (1)	16-3	1434	3
4	San Diego State	21-0	1408	4
5	Florida State	17-2	1318	5
6	Louisville	17-3	1277	6
7	Dayton	18-2	1163	7
8	Villanova	16-3	1110	9
9	Duke	16-3	1084	8
10	Seton Hall	15-4	1055	10
11	Oregon	17-4	926	12
12	West Virginia	16-3	874	14
13	Kentucky	15-4	839	15
14	Michigan State	15-5	751	11
15	Maryland	16-4	650	17
16	Butler	16-4	631	13
17	Auburn	17-2	619	16
18	Iowa	14-5	545	19
19	Illinois	15-5	483	21
20	Colorado	16-4	314	23
21	Houston	16-4	296	25
22	LSU	15-4	260	NR
23	Wichita State	17-3	161	NR
24	Penn State	14-5	114	NR
25	Rutgers	15-5	102	24

Others receiving votes: Creighton 59, Arizona 55, Texas Tech 33, Ohio State 16, Indiana 15, East Tennessee State 14, Northern Iowa 13, Memphis 11, USC 9, **Rhode Island 6**, Purdue 6, **Florida 4**, **Arkansas 3**, Saint Mary's 3, Tulsa 3, SMU 3, Wisconsin 1, Akron 1, Harvard 1.

USA TODAY/COACHES POLL

WEEK 13 (JAN. 27)

Rank	Team (FPV)	Record	Points	Prev. Rank
1	Baylor (15)	17-1	782	2
2	Gonzaga (17)	21-1	780	1
3	Kansas	16-3	711	3
4	San Diego State	21-0	701	4
5	Louisville	17-3	646	5
6	Florida State	17-2	632	6
7	Dayton	18-2	593	7
8	Duke	16-3	565	8
9	Seton Hall	15-4	521	10
10	Villanova	16-3	511	11
11	West Virginia	16-3	432	15
12	Oregon	17-4	424	13
13	Kentucky	15-4	414	14
14	Michigan State	15-5	403	9
15	Maryland	16-4	362	17
16	Auburn	17-2	312	16
17	Butler	16-4	282	12
18	Iowa	14-5	268	19
19	Illinois	15-5	235	t22
20	Houston	16-4	157	24
21	Colorado	16-4	121	NR
22	Wichita State	17-3	115	t22
23	Penn State	14-5	76	NR
24	LSU	15-4	74	NR
25	Rutgers	15-5	72	25

Others receiving votes: Arizona 49, Texas Tech 47, Creighton 41, Ohio State 14, Indiana 14, Tulsa 12, Saint Mary's 8, Marquette 7, Yale 7, **Arkansas 6**, Northern Iowa 2, East Tennessee State 1, Stanford 1, USC 1, Memphis 1.

QUICK FACTS

UNIVERSITY

Location	Tuscaloosa, Ala.
Founded	April 12, 1831
Enrollment	38,103
Conference	Southeastern
Colors	Crimson and White
Nickname	Crimson Tide
President	Dr. Stuart Bell
Athletic Director	Greg Byrne

FACULTY ATHLETICS

Facultay Athletics Representative	Dr. James King
Sport Administrators	Jeff Purinton
Arena (Capacity)	Coleman Coliseum (14,474)

COACHING STAFF

Head Coach	Nate Oats
Alma Mater	Maranatha Baptist, 1998
Record at Alabama	12-8, .600 (1st Season)
Career Record	108-51, .679 (Fifth Season)
Assistant Coaches	Charlie Henry Bryan Hodgson Antoine Pettway
Director of Operations	Adam Bauman
Operations Coordinator	Alex Accetta
Strength and Conditioning	Mike Snowden
Athletic Trainer	Clarke Holter
Director of Video Services	Andrew Steele
Director of Player Development	Dr. Arnie Guin
Nutritionist	Amanda Branson
Graduate Managers	Donovan Kates, Patrick Niland, Christian Pino, Derek Rongstad

TEAM INFORMATION

2019-20 Record	12-8
2019-20 SEC Record	4-3
2019-20 H/A/N Record	7-1/2-5/2-2
Starters Returning/Lost	3/2
Letterwinners Returning/Lost	7/7
Newcomers	7*

* includes transfers

PROGRAM HISTORY

All-Time Record	1,687-1,054-1 (.616)
SEC Record	795-619 (.562)
SEC Tournament Record	67-53 (.558)
SEC Championships	7
NCAA Appearances	20
NIT Appearances	16

ATHLETICS COMMUNICATIONS

Basketball Contact	Aaron Jordan
Director of Athletics Communications	
Office	205-348-6084
Mobile	205-913-1979
E-mail	ajordan@ia.ua.edu
Fax	205-348-8841
Website	www.RollTide.com
Mailing Address	1201 Coliseum Drive Room 170 Tuscaloosa, AL 35487

ALABAMA MEN'S BASKETBALL QUICK HITS

TEAM NOTES

• With just five more league wins, Alabama (795 SEC wins) will join Kentucky (1,004 SEC wins) as the only two programs in conference history who have reached 800 SEC wins in program history.

• Through seven SEC games, Alabama leads the league in scoring offense (82.7), threes made per game (9.4) and defensive rebounds (30.9). Additionally, the Crimson Tide ranks among the top three teams in league play in rebounding offense (2nd - 42.0), scoring margin (3rd - +5.7) and field goal percentage defense (3rd - .388).

• The Crimson Tide has had 11 games of 80 or more points and five games of scoring 90 or more this season. The program record of games of scoring 80 or more points is 17 which was set on three occasions (1986-87, 1978-79 and 1976-77). The 1971-72 team had a school record 12 games of 90 or more points with nine such games occurring in 2001-02 and 1974-75.

• Alabama has vaulted to No. 1 in the SEC and No. 5 nationally in scoring offense (82.5). The Tide has scored 1,649 points through its 20 games thus far. With 12 more guaranteed games this season, the Crimson Tide is within reach of breaking the program's single-season scoring record of 2,761 points set during the 2000-01 campaign.

• In addition to its national ranking in scoring, the Tide ranks atop the SEC and No. 4 nationally in three-pointers made per game (10.4). Additionally, the Tide leads the SEC in three-pointers made (207) and attempted (589), ranking No. 17 in the nation in each category. Alabama is on pace to shatter the team's three-point records for a single season of 259 made three-pointers and 763 attempted.

• In 20 contests this season, the Tide has posted more than 30 shots from beyond the arc 11 times while Alabama has attempted more than 65 shots from the field in 10 separate contests and scored 80 or more points a total of 11 times.

• Alabama set a program record when it scored 90 or more points in five consecutive contests, beginning with a 105-point outing against Samford on Dec. 18 and ended on Jan. 8 vs. Mississippi State. The Crimson Tide went 4-1 during the stretch, with the lone loss coming in double overtime at Florida on Jan. 4 (lost, 104-98). For some perspective, the Tide had just one 90-point game a year ago and have had only 10 total 90-point contests – three of which went into overtime – in the last 12 years dating back to the 2008-09 season.

INDIVIDUAL NOTES

• Guard John Petty Jr.'s last 16 games: 17.3 ppg, 7.1 rpg, 3.7 threes made per game, 49.7 field goal percentage (89-of-179), 50.0 percent three-point field goal percentage (59-of-118), 13 double-digit games and five 20 or more point scoring games.

• Forward Herbert Jones' last six games: 11.7 ppg, 7.8 rpg, 2.7 apg and 1.1 spg, while shooting 45.7 percent (21-of-46) from the floor.

• Guard Kira Lewis Jr.'s last five games: 18.0 ppg, 5.2 apg, 4.6 rpg, 1.6 spg, 1.0 bpg, 51.7 field goal percentage (31-of-60), 88.5 free throw percentage (23-of-26).

• Jones, who is considered one of the elite defensive players in the SEC, leads Alabama in Hard Hat points (418), charges (18), deflections (62) and floor dives (23). He has led the Tide in charges taken for each of the previous two seasons, which includes a school record 23 as a freshman. He has now accounted for 58 charges over his 88 career games played at Alabama.

• Alabama's John Petty Jr. became just the fifth player in program history to make at least 200 treys for his career (214) and is just 50 treys away from becoming the program's all-time leader in three-pointers made for his career. Moreover, the junior guard scored 23 points at Vanderbilt to give him over 1,000 points in his career.

2019-20 ROSTER & PRONUNCIATIONS

No.	Name	Fi-net-ick	Pos.	Ht./Wt.	Yr.	Major	Hometown
0	Javian Davis-Fleming	JAY-vee-un	F	6-9/242	R-Fr.	Public Health	Canton, Miss.
1	Herbert Jones		G/F	6-7/205	Jr.	Business Man.	Greensboro, Ala.
2	Kira Lewis Jr.	KIE (like PIE)-ruh	G	6-3/165	So.	Consumer Science	Meridianville, Ala.
3	Alex Reese		F	6-9/245	Jr.	Psychology	Pelham, Ala.
4	Juwan Gary	juh-WAHN	F	6-5/215	Fr.	Comm. Studies	Columbia, S.C.
5	Jaden Shackelford		G	6-3/195	Fr.	Advertising	Hesperia, Calif.
11	James "Beetle" Bolden		G	6-0/160	Gr.	Sports Man. ^{Masters}	Covington, Ky.
12	Jaylen Forbes		G	6-4/186	Fr.	Exercise Science	Florence, Miss.
13	Jahvon Quinerly	juh-VON	G	6-1/175	So.	Advertising	Hackensack, N.J.
15	Tyler Barnes		F	6-8/201	Jr.	Chemical Eng.	Louisville, Ky.
21	Britton Johnson		G	6-4/183	So.	Business Man.	Mountain Brook, Ala.
23	John Petty Jr.		G	6-5/184	Jr.	General Studies	Huntsville, Ala.
25	Adam Cottrell	COTT-rull	G	6-3/190	Fr.	Business	Flowery Branch, Ga.
30	Galin Smith	GAY-lin	F	6-9/240	Jr.	Exercise Science	Clinton, Miss.
33	James Rojas	ROE-hoss	F	6-8/215	Jr.	General Studies	Jamestown, N.Y.
34	Sam Okauru	oh-KAH-roo	G	6-5/200	Fr.	Business	Raleigh, N.C.
35	Raymond Hawkins		F	6-9/240	Fr.	Communications	Oakland, Calif.

BLUE COLLAR PTS

The Blue Collar Award is something created by head coach Nate Oats which is handed out to a Crimson Tide men's basketball player at the end of each game. The point system accumulates over the course of a game. Deflections, steals, blocks, rebounds and loose balls count for one point. Offensive rebounds are worth 1.5 points, floor dives are two and charges are worth four points. Below is list of players who have earned the Blue Collar Award for each game:

OPPONENT.....	TEAM TOTAL.....	HARD HAT AWARD
Georgia Tech.....	111.5	Herbert Jones
Penn.....	120	John Petty Jr.
Florida Atlantic.....	112.5	Javian Davis
at Rhode Island.....	84.0	Herbert Jones (2)
Furman.....	108.5	Javian Davis (2)
vs. North Carolina.....	114.0	Kira Lewis Jr.
vs. Iowa State.....	102.0	John Petty Jr. (2)
vs. Southern Miss.....	83.0	Herbert Jones (3)
Stephen F. Austin.....	99.0	Jaden Shackelford
at Penn State.....	106.5	Herbert Jones (4)
at Samford.....	111.5	John Petty Jr. (3)
vs. Belmont.....	94.0	Herbert Jones (5)
Richmond.....	88.5	Herbert Jones (6)
at Florida.....	87.0	Herbert Jones (7)
Mississippi State.....	86.0	Kira Lewis Jr. (2)
at Kentucky.....	97.0	Herbert Jones (8)
Auburn.....	100.0	Herbert Jones (9)
Missouri.....	103.0	Herbert Jones (10)
at Vanderbilt.....	101.5	Jaden Shackelford (2)
Kansas State.....	102.5	Kira Lewis Jr. (3)
at LSU.....	87.5	Herbert Jones (11)
Arkansas		
Tennessee		
at Georgia		
at Auburn		
LSU		
Texas A&M		
at Ole Miss		
at Mississippi State		
South Carolina		
Vanderbilt		
at Missouri		

CUMULATIVE BLUE COLLAR POINTS TOTAL

Herbert Jones.....	418
John Petty Jr.....	333
Kira Lewis Jr.....	270.5
Javian Davis.....	231
Alex Reese.....	212
Jaden Shackelford.....	216.5
Beetle Bolden.....	169.5
Galvin Smith.....	152
Jaylen Forbes.....	104
Tyler Barnes.....	7
Britton Johnson.....	7
Adam Cottrell.....	1
Raymond Hawkins.....	1
Sam Okauru.....	1
TOTALS.....	2,136

SEASON DEFLECTIONS

Herbert Jones.....	62
John Petty Jr.....	58
Javian Davis.....	41
Kira Lewis Jr.....	45
Jaden Shackelford.....	34
Beetle Bolden.....	26
Alex Reese.....	20
Jaylen Forbes.....	14
Galvin Smith.....	9
Tyler Barnes.....	2
Britton Johnson.....	1
Raymond Hawkins.....	1
TOTALS.....	313

ALABAMA IN ITS 107TH SEASON OF BASKETBALL

- Alabama is in its 107th season of basketball in 2019-20. The Tide's first season of hoops came in 1912-13. There was no season in 1943-44 due to World War II.
- The Tide holds an all-time record of 1,687-1,054-1 (.616), which includes a 795-619 (.562) record in SEC play. Alabama is just six league wins shy of joining Kentucky as the only two teams in conference history to reach 800 wins.
- Alabama ranks second in the SEC in league victories and all-time winning percentage.
- UA has made 36 NCAA (20) or NIT (16) appearances and has won seven SEC regular-season titles and six SEC Tournament championships.

ABOUT ALABAMA

- Alabama will play host to Arkansas on Saturday in what will be the only game played between the two teams this season. It marks the sixth consecutive year the two teams will meet just once during the regular season.
- Alabama enters the contest having played the second-toughest strength of schedule in the SEC. According to the latest KenPom.com rankings (as of 1/31), the Crimson Tide owns the No. 27 overall strength of schedule and the No. 45 non-conference SOS, both of which rank second in the SEC. Florida (22/30) leads the league in both categories.
- Three Alabama players average double figures, while six average 8.4 points per game or better through its 20 contests played. Sophomore Kira Lewis Jr. (16.7 ppg) tops the team and ranks sixth in the SEC in scoring average, while junior John Petty Jr. (15.8 ppg) ranks second on the squad and ninth in the league. Combined the duo produces the second-highest combined points by any two players on the same team in the SEC (32.5 ppg).
- Lewis leads the SEC and is 13th nationally in minutes per game (37.1), while also leading UA and ranking among the league leaders in scoring, assists (3rd - 4.8 apg) and steals (6th - 1.7 spg). A first-team All-SEC preseason honoree, he also tops the team in field goals made (122) and attempted (274), and is shooting 44.5 percent from the field, 31.5 percent from beyond the arc and 82.4 percent from the charity stripe.
- Petty is one of the top three-point shooters in the nation. He leads the SEC in three-point field goal percentage (46.8 percent, 65-of-139) and is second in threes made per game (3.3), while ranking fifth and 14th nationally in the categories, respectively. Additionally, he leads the squad and ranks ninth in the conference in rebounding (7.1 rpg) and also tops UA in threes made and attempted while ranking second in steals (1.1 spg) and minutes (33.9 mpg) per game.
- Freshman Jaden Shackelford also average in double figures at 12.7 ppg, while junior Herbert Jones is at 9.9 ppg. Shackelford is second on the team in threes attempted, as 134 of 200 field goal attempts – approximately 67 percent – have come from beyond the three-point line. Jones is the team's best defender, leading the team in Blue Collar Points (418), Hard Hat Awards (11), charges taken (18), deflections (62) and floor dives (23). Junior Alex Reese (9.7 ppg) and graduate senior Beetle Bolden (8.4 ppg) and also contribute on the offensive end.
- As a team, the Tide has been outrebounded in seven of its 20 games played this year and owns a +1.3 advantage on the glass (41.0-39.7). The 41.0 rebounds per game ranks second in the SEC and is 16th-best in the nation. Alabama has outscored the opposition by +5.2 points (82.5-77.3) and is shooting 44.0 percent from the field, 35.1 percent from beyond the arc and 71.3 percent from the foul line.
- Alabama's pace of play ranks among the national leaders. According to the latest KenPom.com rankings (as of 1/31), the Crimson Tide averages 77.7 possessions per 40 minutes ranks third-best in the country. Furthermore, UA's average possession length on offense is at 14.9 which is sixth-fastest in the nation.

ALABAMA-ARKANSAS – SERIES NOTES

- Saturday's game between Alabama and Arkansas will be the 63rd meeting in series history, with the Razorbacks owning a 34-28 edge in the all-time series.
- The Razorbacks have won five straight and six of the last seven games in the series. The five consecutive wins by Arkansas is the longest current winning streak by an SEC team against the Crimson Tide.
- Saturday's game mark the only meeting between the two teams this season.
- Nineteen of the 28 Alabama wins in the series have come on its home floor, claiming a 19-7 all-time record against Arkansas in Coleman Coliseum. However, the Razorbacks won back-to-back games in Tuscaloosa, capturing a 76-73 decision on Feb. 24, 2018 and a 62-61 victory on March 2, 2016. Prior to that game, Arkansas had dropped seven consecutive games on the Tide's home floor.
- Fifty-two of the 62 games played in the series have come as conference opponents.

2019-20 HUSTLE STATS

DUNK CHART

PLAYER	DUNKS
Jones	13
Reese	8
Lewis Jr.	7
Petty Jr.	5
Smith	5
Davis	3
TOTALS	41

CHARGES TAKEN

PLAYER	CHARGES
Jones	18
Bolden	12
Shackelford	9
Forbes	2
Lewis Jr.	2
Petty	1
Reese	1
TOTALS	41

FLOOR DIVES

PLAYER	FLOOR DIVES
Jones	23
Davis	20
Bolden	14
Smith	11
Lewis Jr.	9
Petty Jr.	7
Reese	7
Forbes	4
Shackelford	3
Johnson	1
TOTALS	99

AND-1's

PLAYER	AND-1's
Shackelford	8-for-9
Jones	6-for-8
Lewis Jr.	4-for-6
Davis	3-for-4
Reese	1-for-2
Bolden	1-for-2
Petty	1-for-1
TOTALS	24-for-32 (.750)

SPECIALTY STATS

Opponent	Paint	Pts off T/O	2ndCh	FastB	Bench
PENN	42	18	13	2	9
ALABAMA	30	17	18	9	20
FLORIDA ATLANTIC	26	19	11	3	19
ALABAMA	34	11	16	8	31
at Rhode Island	38	33	3	21	25
ALABAMA	50	18	9	17	21
FURMAN	16	14	7	2	9
ALABAMA	38	12	8	8	28
vs. North Carolina	40	12	23	12	10
ALABAMA	28	17	7	4	7
vs. Iowa State	24	24	4	13	24
ALABAMA	36	13	14	12	29
vs. Southern Miss	26	14	14	6	17
ALABAMA	26	24	12	18	35
STEPHEN F. AUSTIN	36	21	11	10	26
ALABAMA	18	20	14	0	21
at Penn State	22	15	13	19	22
ALABAMA	36	22	7	5	31
at Samford	38	16	10	11	12
ALABAMA	26	18	9	10	24
vs. Belmont	38	13	6	16	8
ALABAMA	34	12	10	23	19
RICHMOND	34	13	9	2	21
ALABAMA	28	12	17	10	35
at Florida	40	18	21	13	23
ALABAMA	34	15	14	8	29
MISSISSIPPI STATE	36	9	11	10	9
ALABAMA	34	21	13	6	30
at Kentucky	20	7	17	10	25
ALABAMA	44	17	17	16	13
AUBURN	22	12	9	4	22
ALABAMA	34	24	7	13	15
MISSOURI	28	15	14	11	29
ALABAMA	24	12	9	5	13
at Vanderbilt	28	23	7	17	16
ALABAMA	26	15	12	18	11
KANSAS STATE	28	18	15	7	26
ALABAMA	22	9	3	18	8
at LSU	50	14	20	14	8
ALABAMA	38	8	5	12	16
ARKANSAS					
ALABAMA					
TENNESSEE					
ALABAMA					
at Georgia					
ALABAMA					
at Auburn					
ALABAMA					
LSU					
ALABAMA					
TEXAS A&M					
ALABAMA					
at Ole Miss					
ALABAMA					
at Mississippi State					
ALABAMA					
SOUTH CAROLINA					
ALABAMA					
VANDERBIT					
ALABAMA					
at Missouri					
ALABAMA					
OPPONENT Totals	642	343	238	203	360
Average/Game	32.1	17.1	11.9	10.2	18.0
ALABAMA Totals	650	309	236	220	436
Average/Game	32.5	15.4	11.8	11.0	21.8

- The Crimson Tide is 3-2 in overtime contests against Arkansas. All five overtime games have come within the last 13 seasons.
- The series began during 1947-48 campaign.

FIRST SIX/LAST 14

- Despite its setback at No. 22 LSU last Wednesday night, Alabama continues to play well after dropping four of its first six games (2-4) to begin the season. The Crimson Tide have responded by capturing wins in four straight of its last five games and 10 of its last 14 contests coming into Saturday's game vs. Arkansas.
- While most of the numbers show a big improvement over the stretch from the beginning of the year to most recent. No category had a more drastic improvement than turnovers. Alabama averaged 18.8 miscues (113 turnovers) over the season's first six games but have since average 14.1 turnovers (198 turnovers) in the 14 contests since.
- The Tide has also made big strides defensively. In the first six contests, opponents averaged 81.0 points and 13.2 assists per game while shooting 42.2 percent from the floor and 32.5 percent from beyond the arc. However, in the 14 games since, UA is holding the opposition to 75.6 ppg and 10.9 apg, while only shooting 39.8 percent from the field and 28.8 percent from beyond the arc.
- Below is a comparison of the Crimson Tide's first six and last 13 games (listed as UA/OPP).

GAMES	POINTS PER GAME	FG%	3FG%	ASTS PER GAME	TOS PER GAME
	UA/OPP	UA/OPP	UA/OPP	UA/OPP	UA/OPP
First Six (2-4)	79.0/81.0	.424/.422	.329/.325	13.8/13.2	18.8/13.7
Last 14 (10-4)	83.9/75.6	.447/.398	.360/.288	14.0/10.9	14.1/14.4

THE TIDE IN THE NATIONAL & CONFERENCE STATS

- Alabama leads the SEC in six categories, ranks among the top three in the league in five in nine different categories and are among the top-10 teams nationally in three categories.
- Nationally, the Crimson Tide ranks fourth in threes made per game (10.4), fifth in scoring offense (82.8) and sixth in defensive rebounds per game (29.8). Alabama is ranked nationally among the top-50 teams in 10 statistical areas.
- Below is a breakdown of where UA ranks in the SEC and NCAA:

CATEGORY	SEC RANK	NCAA RANK	STAT
3s Made Per Game	1	4	10.4
Scoring Offense	1	5	82.5
Defensive Rebounds Per Game	1	6	29.8
Rebounds Per Game	2	16	40.1
Total 3-Pointers Made	1	17	207
Free Throw Makes	3	27	336
3-Point FG Attempts	1	17	589
Blocked Shots Per Game	5	32	4.8
Free Throw Attempts	3	27	471
Field Goal Percentage Defense	7	75	.405
Three-Point Field Goal Percentage Defense	6	49	.300
3-Point FG Percentage	1	97	.351

TOP SCORING DUOS

- The duo of Kira Lewis Jr. and John Petty Jr. are forming quite the offensive duo in the league. The combination ranks as the second-best scoring pair in the conference.
- Arkansas' Mason Jones and Isaiah Joe combine to average 36.0 points to lead all SEC dual threats, which is 3.5 points better than Lewis and Petty's 32.5 points per game average.
- Georgia's Anthony Edwards and Rayshaun Hammonds' 31.7 combined output points per game rank just ahead of Mississippi State's Reggie Perry and Tyson Carter.

Player (PPG)	School	Total Combined Points
Mason Jones (19.2)/Isaiah Joe (16.8)	Arkansas	36.0
Kira Lewis Jr. (16.7)/John Petty Jr. (15.8)	Alabama	32.5
Anthony Edwards (18.9)/Rayshaun Hammonds (12.8)	Georgia	31.7
Reggie Perry (16.9)/Tyson Carter (13.6)	Mississippi State	30.5
Skylar Mays (15.9)/Emmitt Williams (14.0)	LSU	29.9
Breein Tyree (18.4)/Blake Hinson (11.2)	Ole Miss	29.6

PETTY, LEWIS EACH NAMED SEC PLAYER OF THE WEEK

- Alabama guard John Petty Jr. earned the SEC Men's Basketball Co-Player of the Week, for the week of Dec. 23, while Lewis eached the accolade for the week of Jan.27.
- Petty earned the recognition after leading UA to a pair of victories over Samford (12/18) and Belmont (12/21), when he averaged 26.5 points, 10.5 rebounds and 7.0 made threes per game and finished the week shooting 70.0 percent (14-of-20) from three-point range.

RECORD WHEN...

At home	8-1
On the road	2-5
At neutral sites	2-2
In SEC games	4-3
SEC home games	3-0
SEC road games	1-3
In non-conference games	8-5
In overtime	0-0

In games decided by ...	
5 points or less	1-2
6-10 points	2-3
11 points or more	9-3

Leading at the half	12-2
Trailing at the half	0-5
Tied at the half	0-1

Shooting 40% or better	12-4
Shooting less than 40%	0-4
Opponent better than 40%	3-7
Opponent shoots 40% or less	9-1
Shooting same or better than opponent	12-0
Shooting worse than opponent	0-8

Outrebounding opponent	8-3
Opponent outrebounds UA	3-4
Rebounds are tied	1-1

70% or better on FT	9-3
less than 70% on FT	3-5
More FT att. than opponent	10-1
Less FT att. than opponent	2-7
Same FT att. as opponent	0-0

40% or better on 3PT	5-1
Less than 40% on 3PT	7-7

More turnovers than opponent	8-2
Less turnovers than opponent	4-5
Same turnovers as opponent	0-1

Scoring 80 or more points	8-3
Scoring 70-79 points	4-3
Scoring 60-69 points	0-2
Scoring 50-59 points	0-0
Scoring less than 50 points	0-0

Allowing 80 or more points	1-5
Allowing 70-79 points	5-3
Allowing 60-69 points	5-0
Allowing 50-59 points	1-0
Allowing less than 50 points	0-0

On Sunday	1-0
On Monday	1-0
On Tuesday	1-1
On Wednesday	4-3
On Thursday	0-1
On Friday	2-2
On Saturday	3-1

In November	3-4
In December	4-1
In January	5-3
In February	0-0
In March	0-0

- The Huntsville, Ala., native opened the week when he matched his own school record with 10 made three-pointers in a 39-point, 10-rebound performance in the 105-87 win over Samford in the Chick-fil-A Birmingham Classic. The 6-5, 184-pound junior guard knocked down 10-of-13 shots from deep on his way to scoring the 11th-most points in a single game in program history.
- He followed that performance with his second consecutive double-double knocking down 4-of-7 shots from beyond the arc to finish with 15 points and a game-high 11 rebounds in the 92-72 win over Belmont at the Rocket City Classic in Huntsville, Ala.
- Petty becomes the first Alabama player to earn SEC Player of the Week honors since Retin Obasohan earned the accolade the week of Feb. 8, 2015. It is the third weekly honor in Petty's three-year career as he was twice named the league's Freshman of the Week during the 2017-18 season (weeks of Nov. 20, 2017 and Jan. 1, 2018).
- Petty becomes the first Alabama player to earn SEC Player of the Week honors since Retin Obasohan earned the accolade the week of Feb. 8, 2015. It is the third weekly honor in Petty's three-year career as he was twice named the league's Freshman of the Week during the 2017-18 season (weeks of Nov. 20, 2017 and Jan. 1, 2018).

ALABAMA INKS FOUR-STAR FORWARD AND NO. 58 OVERALL PLAYER

- Alabama men's basketball head coach Nate Oats officially announced the addition of 6-8, 200-pound forward Keon Ambrose-Hylton.
- A native of Toronto, Ontario, Ambrose-Hylton is a consensus four-star signee who is rated as high as the No. 58 overall player according to ESPN. Additionally, the athletic and versatile forward is ranked as the No. 2 player in Canada's entire 2020 class.
- ESPN rates him as the No. 58 overall player in the 2020 class and No. 14 at his position
- Ranked by 247Sports.com as the No. 78 overall player in the nation and the No. 13 power forward
- Additionally, he is ranked by North Pole Hoops as the No. 2 overall player in Canada's 2020 class
- Originally hails from Toronto but is playing his high school ball at International Sports Academy in Willoughby, Ohio.
- Competed in the FIBA World Cup for the Canadian National Under 17 Team in 2017 and the Under 19 National Team in 2019
- Ran with UPLAY Canada on the Nike EYBL circuit and averaged 11.8 points, 6.2 rebounds, 1.3 assists and a block per game.
- In the prestigious Peach Jam Invitational, he averaged 20.2 points, 7.2 rebounds, 2.0 assists and 2.8 steals per game

PETTY IS READY

- Guard John Petty Jr. earned his first SEC Player of the Week honor on Dec. 23 when he averaged 26.5 ppg, 10.5 rpg, 7.0 threes made per game, 3.0 apg and 2.0 spg while shooting 65.4 percent from the floor (17-of-26) and 70.0 percent from beyond the arc (14-of-20) in leading the Tide to a pair of wins over Samford (Dec. 18) and Belmont (Dec. 21).
- Having scored in double figures in 14 of his last 17 contests, Petty is knocking down 50.0 percent (62-of-123) of his three-point attempts and averaging 17.2 points and 3.6 threes made per contest over that span.
- The stretch includes the Tide's three games played in the Battle 4 Atlantis, where Petty averaged 22.3 points, 7.7 rebounds and 1.4 steals per game, while shooting 54 percent from the floor and 61 percent from beyond the arc. That included a career night when he accounted for 34 points and 12 rebounds in a loss to Iowa State.
- Thanks in large part to his sudden surge, Petty leads the SEC and ranks fifth nationally in three-point field goal percentage (.468), and is second in the league and 14th nationally in threes made per game (3.25). The Huntsville, Ala., native also ranks among the league leaders in scoring (9th - 15.8 ppg) and rebounding (9th - 7.1 rpg).
- Below is a breakdown comparing Petty's first three games of the season to his last 17:

	PPG	RPG	FGM-FGA	FG%	3FGM-3FGA	3FG%	FTM-FTA	FT%
First Three Games	7.7	7.7	7-25	.280	3-15	.200	6-12	.500
Last 17 Games	17.2	6.9	94-189	.497	62-124	.500	42-56	.750

ALABAMA ANNOUNCED AS A PARTICIPANT IN THE 2020 MAUI JIM MAUI INVITATIONAL

- Alabama will be one of eight teams that will compete in the 2020 Maui Jim Maui Invitational. The event will take place on Nov. 23-25 at the historic Lahaina Civic Center on the island of Maui.
- In addition to the Crimson Tide, other participants in the 37th annual edition of the event include Davidson, Indiana, North Carolina, Providence, Stanford, Texas and UNLV.
- This will mark Alabama's second appearance in the event. The only other showing occurred back in 2008 when UA finished with a 2-1 record, falling to Oregon in the opening round before finishing play with back-to-back wins over Chaminade and Saint Joseph's.
- The 2020 bracket with matchups, times and television information will be released at a later date.

BY THE NUMBERS

1

Head coach Nate Oats places a big emphasis on transition points, so much so that his 2018-19 University of Buffalo team ranked No. 1 in the NCAA in transition points per game (23.7).

3

As of Jan. 31, KenPom.com ranks Alabama third in the nation in speed of play, averaging 77.7 possessions per game.

5

Alabama leads the SEC and ranks fifth in the nation in scoring offense at 82.5 points per game.

5

This year's squad set a school record for consecutive games of scoring 90 or more points with five straight earlier in the year. The program record for games of scoring 90 or more points is 12 set during the 1971-72 season, with nine such games occurring in 1974-75 and 2001-02.

8

Graduate transfer James "Beetle" Bolden is one of eight SEC men's basketball players who are currently wearing the "SEC Graduate" patch.

10

The Crimson Tide has 10 newcomers on this year's team, including the team's lone senior on this year's team – graduate transfer James "Beetle" Bolden who transferred from West Virginia.

11

The Tide has had 11 games of scoring 80 or more points. The school record is 17 games set on three separate seasons (1976-77, 1978-79 and 1986-87).

15

Number of AP Top-25 teams Alabama has beaten over the past four seasons (15-15), including a school record six (6-3) in 2017-18.

307

According to KenPom.com, this year's Alabama squad is one of the unluckiest in the nation. The Crimson Tide has a luck factor of -.064 which ranks 307th out of 353 teams.


795

Number of SEC wins for Alabama, which ranks second among all league teams. The Crimson Tide's SEC winning percentage of .562 is also second-best in the conference annals.

1,687

Number of all-time wins for Alabama, now in its 107th year of basketball in 2019-20, which ranks second in the SEC.


LAST TIME VS ARKANSAS - MARCH , 2019 [TUSCALOOSA, ALA.]



Official Basketball Box Score -- Game Totals -- Final Statistics

Alabama vs Arkansas

03/09/19 5:01 pm at Fayetteville, Ark. - Bud Walton Arena



Alabama 70 • 17-14, 8-10 SEC

#	Player	Total		3-Ptr		Rebounds			PF	TP	A	To	Blk	Stl	Min
		FG-FGA	FG-FGA	FT-FTA	Off	Def	Tot								
00	Hall, Donta	f	1-3	0-0	1-2	1	7	8	1	3	1	1	0	0	23
34	Mack, Tevin	f	4-9	3-5	3-6	1	1	2	4	14	0	2	0	0	26
02	Lewis Jr., Kira	g	5-11	1-3	1-1	1	2	3	2	12	2	2	1	0	30
10	Jones, Herbert	g	3-8	0-3	1-3	1	1	2	3	7	1	3	0	1	24
23	Petty, John	g	3-8	2-4	0-0	2	2	4	0	8	2	2	0	0	22
01	Norris, Riley	s	2-3	1-2	0-0	0	5	5	0	5	0	0	0	2	17
03	Reese, Alex	s	3-6	2-4	1-2	2	3	5	2	9	2	0	1	1	21
05	Johnson Jr, Avery	s	2-5	1-2	0-0	0	0	0	1	5	1	0	0	0	13
24	Schaffer, Lawson	s	0-2	0-1	0-0	0	0	0	0	0	0	0	0	1	1
30	Smith, Galin	s	2-2	0-0	3-6	2	0	2	1	7	0	3	1	0	23
Team						2	3	5							
Totals			25-57	10-24	10-20	12	24	36	14	70	9	15	3	4	200
FG % 1st Half:		12-29	41.4%	2nd half:	13-28	46.4%	Game:	25-57	43.9%	Deadball					
3FG % 1st Half:		4-13	30.8%	2nd half:	6-11	54.5%	Game:	10-24	41.7%	Rebound					
FT % 1st Half:		3-6	50.0%	2nd half:	7-14	50.0%	Game:	10-20	50.0%	6					

Arkansas 82 • 17-14, 8-10 SEC

#	Player	Total		3-Ptr		Rebounds			PF	TP	A	To	Blk	Stl	Min
		FG-FGA	FG-FGA	FT-FTA	Off	Def	Tot								
11	Daniel Gafford	f	11-17	0-0	7-9	6	10	16	3	29	2	1	2	1	30
22	Gabe Osabuohien	f	1-5	0-1	0-0	2	0	2	3	2	2	1	0	0	18
00	Desi Sills	g	4-7	3-5	0-0	0	3	3	2	11	2	1	0	0	24
01	Isaiah Joe	g	5-11	2-5	3-3	3	3	6	0	15	2	1	0	6	29
05	Jalen Harris	g	0-3	0-1	2-2	0	3	3	1	2	4	2	1	1	31
02	Adrio Bailey	s	1-6	0-1	3-4	0	0	0	1	5	1	0	1	1	16
11	K. Embery-Simpson	s	2-3	1-2	0-0	0	1	1	1	5	1	0	0	0	19
03	Mason Jones	s	3-7	2-4	0-0	0	0	0	3	8	1	0	0	0	21
15	Jonathan Holmes	s	1-1	1-1	0-0	0	0	0	0	3	0	1	0	0	1
24	Ethan Henderson	s	0-0	0-0	0-0	0	0	0	0	0	0	0	0	0	1
35	Reggie Chaney	s	1-5	0-0	0-0	2	2	4	0	2	0	1	2	1	10
Team						0	1	1							
Totals			29-65	9-20	15-18	13	23	36	14	82	15	8	6	11	200
FG % 1st Half:		14-35	40.0%	2nd half:	15-30	50.0%	Game:	29-65	44.6%	Deadball					
3FG % 1st Half:		3-9	33.3%	2nd half:	6-11	54.5%	Game:	9-20	45.0%	Rebound					
FT % 1st Half:		5-6	83.3%	2nd half:	10-12	83.3%	Game:	15-18	83.3%	2.1					

Officials: Doug Shows, Will Howard, Robert Felder

Technical fouls: Alabama-None, Arkansas-None

Attendance: 16253

Tickets Scanned: 9,815

Score by periods	1st	2nd	Total
Alabama	31	39	70
Arkansas	36	46	82

Last FG - UA 2nd-00:22, AR 2nd-00:41

Largest lead - UA by 7 1st-10:29, AR by 18 2nd-03:08

UA led for 09:38, AR led for 29:22, Game was tied for 02:31

In	Off	2nd	Fast
Points	Paint	T/O	Chance
UA	26	6	9
AR	32	19	20
			5
			23

Score tied - 6 times

Lead changed - 7 times

FAYETTEVILLE, Ark. – The Alabama men's basketball team fell to the Arkansas Razorbacks, 82-70, in the last meeting between the teams, which took place in Bud Walton Arena.

Kira Lewis Jr. scored 12 points in the contest, while Tevin Mack added 14. Donta Hall collected a team-high eight rebounds with Alex Reese (nine points) and Galin Smith (seven points) providing a combined 16 points off the bench.

After a back-and-forth beginning to the game that featured two ties and seven lead changes, Alabama used a 7-0 spurt to take its largest lead of the first half at 26-19 at the 10:19 mark of the first half. However, Arkansas (17-14, 8-10) responded with an 8-0 run of its own to regain the lead, 28-27, with just over four minutes remaining in the opening stanza. The Razorbacks didn't let up and scored eight of the final 12 points of the half to take a 36-31 lead into the locker room. In

all, Arkansas outscored Alabama 17-5 over the final 10-plus minutes.

The Razorbacks remained hot out of the locker room as they scored the first four points in the second half and stretched their lead to 40-31, forcing an Alabama timeout. The Arkansas entire run that spanned halftime was 21-5 and lasted 12:46, helping turn a seven-point disadvantage into a nine-point cushion.

The Crimson Tide would battle back to cut the game to seven, 56-49, with more than seven minutes remaining in the game. However, Arkansas responded by outscoring Alabama 13-8 over the next four minutes, including 10 straight points by Gafford to help extend the Razorbacks' lead 13 points. The lead eventually grew to an insurmountable 18 points, 77-59, with over two minutes left in the game.

Gafford led all players as he posted a double-double with 29 points and 16 rebounds, while Isaiah Joe had 15.

Alabama's bench outscored the Arkansas reserves 26-23, however, the Razorbacks forced 15 UA turnovers to result in a 19-6 edge in points off turnovers. Both teams had 36 rebounds on the night, but it was Arkansas taking advantage on the offensive glass, outgaining the Tide 20-10 in second chance points.

RECENT STREAK STATS - LAST FIVE GAME TOTALS [4-1]

Game Records										Score by Periods												
Record	Overall		Home		Away		Neutral			Team	1st		2nd		OT		TOT					
ALL GAMES	4-1		3-0		1-1		0-0			Alabama	189		212		0		401					
CONFERENCE	3-1		2-0		1-1		0-0			Opponents	186		178		0		364					
NON-CONFERENCE	1-0		1-0		0-0		0-0															
Team Box Score																						
No.	Player	GP-GS	MIN	AVG	Total		3-Point		F-Throw		Rebounds		PF	DQ	A	To	BLK	STL	PTS	AVG		
					FG-FGA	FG%	3FG-FGA	3FG%	FT-FTA	FT%	OFF	DEF	TOT	AVG								
2	LEWIS JR., Kira	5-5	176:31	35.3	31-60	.517	5-18	.278	23-26	.885	3	20	23	4.6	13	0	26	22	5	8	90	18.0
5	SHACKELFORD, Jaden	5-5	159:07	31.8	21-51	.412	12-37	.324	19-21	.905	1	25	26	5.2	7	0	8	13	0	3	73	14.6
23	PETTY JR., John	5-4	171:13	34.2	20-48	.417	12-32	.375	13-21	.619	7	26	33	6.6	11	1	8	14	3	6	65	13.0
3	REESE, Alex	5-5	126:44	25.3	23-48	.479	12-34	.353	2-4	.500	2	16	18	3.6	9	0	4	5	8	2	60	12.0
1	JONES, Herbert	5-5	149:44	29.9	13-26	.500	0-4	.000	26-37	.703	11	29	40	8.0	19	1	12	7	4	6	52	10.4
11	BOLDEN, James	5-0	67:60	13.6	5-17	.294	4-10	.400	14-17	.824	0	6	6	1.2	15	1	3	7	0	3	28	5.6
12	FORBES, Jaylen	5-0	45:08	9.0	4-18	.222	2-14	.143	2-3	.667	3	6	9	1.8	6	0	0	2	0	1	12	2.4
30	SMITH, Galin	5-1	59:41	11.9	3-5	.600	0-0	.000	5-10	.500	6	8	14	2.8	8	0	0	2	3	0	11	2.2
0	DAVIS, Javian	5-0	43:35	8.7	4-7	.571	0-0	.000	2-4	.500	2	10	12	2.4	12	0	1	6	4	2	10	2.0
35	HAWKINS, Raymond	1-0	00:04	0.1	0-0	.000	0-0	.000	0-0	.000	0	0	0	0.0	0	0	0	0	0	0	0	0.0
25	COTTRILL, Adam	1-0	00:04	0.1	0-0	.000	0-0	.000	0-0	.000	0	1	1	1.0	0	0	0	0	0	0	0	0.0
15	BARNES, Tyler	2-0	00:04	0.0	0-0	.000	0-0	.000	0-0	.000	0	0	0	0.0	0	0	0	0	0	0	0	0.0
21	JOHNSON, Britton	1-0	00:04	0.1	0-0	.000	0-0	.000	0-0	.000	0	0	0	0.0	0	0	0	0	0	0	0	0.0
34	OKAURU, Sam	1-0	00:03	0.1	0-0	.000	0-0	.000	0-0	.000	0	0	0	0.0	0	0	0	0	0	1	0	0.0
Team											7	6	13									
Total		5	1000		124-280	.443	47-149	.315	106-143	.741	42	153	195	39.0	100	3	62	79	28	31	401	80.2
Opponents		5	1000		119-330	.361	30-119	.252	96-120	.800	70	135	205	41.0	118	5	48	71	18	39	364	72.8



NATE OATS

Head Coach

MARANTHA BAPTIST, 1998

First Season at UA
5th Season Overall

Nate Oats was formally introduced as head men's basketball coach at The University of Alabama on March 28, 2019.

"The University of Alabama is really special," said Oats. "When he (AD Greg Byrne) called and we talked about the academics here, the institution, the tradition, the excellence, it's a national brand, and it's unbelievable to have this opportunity. The campus here is beautiful. It's everything I thought it'd be and more. I want to thank everyone in here for giving me this chance."

Oats, who was named the 2018 and 2019 Mid-American Conference (MAC) Coach of the Year and finished fourth in voting for the Associated Press Men's College Coach of the Year, becomes the 21st head coach in the program's 106-year history.

Oats comes to Alabama after spending the last four seasons at the University at Buffalo. While there, he led the Bulls to a 96-43 (.691) record, three MAC Tournament Championships and three NCAA Tournament appearances, including reaching the Round of 32 in his final two seasons. As a result, he was named the league's Coach of The Year and National Association of Basketball Coaches (NABC) District 14 Coach of the Year in back-to-back seasons (2018 and 2019).

"We're going to work our tail off to get this program rolling in the right direction. We have three core values, and we established a culture playbook a few years ago. We talk about maximum effort—that's every workout, weight room session and every practice our guys are going to give max effort, and we're going to demand a lot out of them. Continuous growth is another core value. We're going to get better every day. We need guys that want to get in the gym and work on their own. We're going to get a culture in which they want to get better every day and that goes for academics and growing as young men as well. Selfless love. We're going to teach our guys how to love each other and love this community and treat each other well."

This past year, Oats guided Buffalo to a 32-4 overall record and a 16-2 mark in conference play, leading the program to its second consecutive MAC regular season and tournament championships. The Bulls were ranked for 20 weeks in the Associated Press Top-25 throughout the 2019 season, which marked the first time in school history the program had earned a national ranking. Buffalo went on to climb as high as No. 14 in the nation which was the highest ranking by any MAC team in past 40 years. Additionally, the 32 victories not only set a program record but was the most wins ever by any Mid-American men's basketball program.

During the 2017-18 season, he led the Bulls to a record of 27-9 overall and 15-3 in the MAC. In doing so, he secured Buffalo's first ever victory in the NCAA Tournament, defeating No. 4 seed and PAC-12 Champion Arizona, 89-68, in Boise, Idaho.

Over his final two seasons, Buffalo finished with a combined record of 59-13 (.819), a pair of MAC Tournament and regular season championships, two NCAA Tournament Round of 32 appearances and consecutive MAC Coach of the Year honors.

Before becoming a Division I head coach, Oats spent two seasons as an assistant coach under Bobby Hurley, Oats helped lead the Bulls to a 42-20 record, back-to-back MAC East Titles, a MAC Regular Season Title, a MAC Tournament Title and UB's first ever trip to the NCAA Tournament. Oats was also responsible for recruiting Justin Moss, the 2014-15 MAC Player of the Year.

Prior to joining the Bulls, Oats completed 11 seasons as head coach at Romulus High School in Michigan, winning the school's first state title in 27 years in 2012-13 and finished the season 27-1. He was named the 2013 Detroit News State Coach of the Year, the Detroit Free Press State Coach of the Year, and BCAM State Coach of the Year.

Previous honors include 2009 Basketball Coaches Association of Michigan Class A Coach of the Year, the 2008 Detroit Free Press Metro Detroit Coach of the Year, and the 2005 Detroit News Metro Detroit Coach of the Year & Detroit Free Press Metro West Coach of the Year.

In his time as head coach, he led the team to a 222-52 overall record and seven straight conference championships while going undefeated in conference play in four consecutive seasons. The team was ranked in the top 25 nationally on three different occasions (2010, 2011, 2013) and made the Michigan Class A Final Four five times. More importantly, he oversaw a program that had a 100 percent graduation rate with 40 of his 42 seniors at Romulus continuing on to college.

Before coaching at Romulus, he played college basketball at Maranatha Baptist University in Wisconsin where was a captain and All-Conference performer, while earning his bachelor's degree in Math Education. Oats went on to become an assistant coach at Maranatha from 1997 to 2000. After that, he moved on to the University of Wisconsin-Whitewater from 2000-02.

CAREER HISTORY AND RESULTS

UNIVERSITY OF ALABAMA, HEAD COACH, 2019-PRESENT

Year	Record	Pct.	SEC Record	Pct.	Postseason
2019-20	12-8	.600	4-3	.571	
Total (1)	12-8	.600	4-3	.571	

UNIVERSITY OF BUFFALO, HEAD COACH, 2015-19

Year	Record	Pct.	MAC Record	Pct.	Postseason
2015-16	20-15	.571	10-8	.556	NCAA First Round
2016-17	17-15	.531	11-7	.611	
2017-18	27-9	.750	15-3	.833	NCAA Second Round
2018-19	32-4	.889	16-2	.889	NCAA Second Round
Total (4)	96-43	.690	52-20	.722	

Career Totals (5) 108-51 .679 55-23 .705

HONORS

MAC Coach of the Year (2018, 2019)

NABC District Coach of the Year (2018, 2019)

Finished 4th in AP Voting for National College Coach of the Year (2019)

3x NCAA Tournament Participant
3x MAC Tournament Champions
2x MAC Regular Season Champions

ON THE BENCH



CHARLIE HENRY

Assistant Coach

In his first season at Alabama after spending the last two years (2017-19) as the head coach for the Windy City Bulls of the NBA G League ... spent two seasons (2015-17) as an assistant for the Chicago Bulls under Fred Hoiberg ... prior to his stint with Chicago, he was a member of Hoiberg's coaching staff at Iowa State for three seasons, where his tenure was highlighted by three consecutive trips to the NCAA Tournament (2013-15) ... served as Oats' assistant coach at Romulus High School in Detroit, Mich., during the 2009-10 season.



BRYAN HODGSON

Assistant Coach

First season at Alabama and one of the first hires made by Nate Oats ... spent the previous four seasons with Oats at Buffalo where they earned three NCAA Tournament appearances and three MAC tournament championships, while also earning a pair of MAC regular season titles ... led the UB recruiting efforts and was responsible for the addition of a large make-up of the Buffalo roster which had so much success under Oats' leadership.



ANTOINE PETTWAY

Assistant Coach

Former Crimson Tide star that was an integral part of the Tide's Elite Eight run in 2004 ... one of the top recruiters in not only the Southeastern Conference, but in the nation as well ... promoted to assistant coach at the end of the 2013 season and was named lead recruiter following the 2017 campaign ... was a former walk-on before earning a scholarship ... prior to his promotion, spent three seasons as the director of operations ... graduated in 2004.



MIKE SNOWDEN

Strength and Conditioning

In his first season as the Alabama men's basketball strength coach ... a military veteran who served on President Barack Obama's Helicopter Squadron staff ... was head coach Nate Oats' strength coach at the University of Buffalo ... prior to that he had two stints at George Mason, his alma mater, in 2016-17 and 2013-14 ... his first year as a strength coach ... also served as the strength and conditioning graduate assistant with the VCU men's basketball team (2015-16).

THE LAST TIME...

TEAM

Scored 100 points or more:

Dec. 18, 2019 - UA 105, Samford 87

Scored 110 points or more:

Dec. 1, 2004 - UA 114, ETSU 77

Scored less than 50 points:

Jan. 6, 2018 - Georgia 65, UA 46

Allowed 100 points:

Jan. 4, 2020 - Florida 104, UA 98 (2ot)

Held opponent to 40 points or less:

Jan. 10, 2015 - UA 56, Tennessee 38

Held opponent to 15 pts or less in half:Nov. 29, 2016 - 15 points allowed vs.
Charleston Southern (1st half)**Scored 50 points in a half:**Dec. 18, 2019 - 57 points in first half
at Samford**Won an overtime game:**

Feb. 7, 2017 - UA 90, South Carolina 86 (4ot)

Lost an overtime game:

Jan. 4, 2020 - Florida 104, UA 98 (2ot)

Played a double-overtime game:

Jan. 4, 2020 - Florida 104, UA 98 (2ot)

Played a triple-overtime game:

Feb. 7, 2017 - UA 90, South Carolina 86

Played a quadruple-overtime game:

Feb. 7, 2017 - UA 90, South Carolina 86

Shot 60% or better in a half:

Dec. 18, 2019 - 61.3% in 1st half at Samford

Shot 70% or better in a half:Nov. 29, 2019 - 72.7% in
2nd half vs. Southern Miss**Failed to hit a three-pointer in a game:**

Dec. 4, 2010 vs. Purdue (321 games)

Had at least 15 steals in a game:

Feb. 20, 2013 vs. Mississippi State (18)

Had at least 25 assists in a game:

Nov. 17, 2017 vs. Alabama A&M (25)

Forced 25 turnovers in a game:

Nov. 11, 2012 vs. West Alabama (25)

Played a ranked opponent (AP poll):

Jan. 29, 2020 at No. 22 LSU (lost, 90-76)

Beat a ranked opponent at neutral site:

March 9, 2018 vs. No. 16 Auburn (won, 81-63)

Beat a ranked opponent at home:

Jan. 16, 2020 vs. No. 4 Auburn (won, 83-64)

Beat a ranked opponent on the road:

Feb. 3, 2018 at No. 23 Florida (won, 68-50)

Beat a top-10 opponent:

Jan. 16, 2020 vs. No. 4 Auburn (won, 83-64)

Beat a top-10 opponent on the road:Feb. 21, 2004 in Starkville, Miss.
(beat No. 4 Mississippi State, 77-73)**Beat a top-5 opponent:**

Jan. 16, 2020 vs. No. 4 Auburn (won, 83-64)

Beat a top-5 opponent on the road:Feb. 21, 2004 in Starkville, Miss.
(beat No. 4 Mississippi State, 77-73)**Played a No. 1 ranked opponent:**

Jan. 31, 2015 vs. No. 1/1 Kentucky (lost, 70-55)

Beat a No. 1 ranked opponent on the road:

Jan. 28, 1983 at No. 1 UCLA (won, 70-67)

Beat a No. 1 ranked opponent:March 20, 2004 vs. No. 1 Stanford
(NCAA tournament (won, 70-67)

INDIVIDUAL

Had a player score 50 points:Michael Nordholz (50) vs. Southern Miss,
12/12/76 (single-game scoring record)**Had a player score 40 points:**

Collin Sexton (40) vs. Minnesota, 11/25/17

Had a player score 35 points:

John Petty Jr. (39) at Samford, 12/18/19

Had a player score 30 points:

John Petty Jr. (39) at Samford, 12/18/19

Had a player grab 20 rebounds:

Richard Hendrix (23) vs. Troy, 11/9/07

Had a player dish out 10 or more assists:

Mikhail Torrence (11) vs. LSU, 1/27/10

Had a player block five shots:

Donta Hall (8) vs. Oklahoma, 1/27/18

Had a player block 10 shots:

Roy Rogers (10) vs. LSU, 2/17/96

Had a player with seven or more steals in a game:

Jeremy Hays (8) vs. Oregon State, 12/12/98

Had two players record a double-double in same game:

Donta Hall (14 pts, 11 rebs), Dazon Ingram (13 pts, 10 rebs) vs. Vanderbilt, 2/23/19

Had three players record a double-double in same game:

Jermareo Davidson (12 pts, 12 rebs), Alonzo Gee (22 pts, 10 rebs), Richard Hendrix (18 pts, 12 rebs) vs. Louisiana Monroe, 11/28/06

Had a player record a double-double in three consecutive games:

Donta Hall (14 pts, 16 rebs vs. Texas A&M, 12 pts, 11 rebs at Missouri, 16 pts, 12 rebs vs. Tennessee) (Jan. 12, Jan. 16, Jan. 19, 2019)

Had a player record a double-double in four consecutive games:

Donta Hall (14 pts, 16 rebs vs. Texas A&M, 12 pts, 11 rebs at Missouri, 16 pts, 12 rebs vs. Tennessee, 10 pts, 11 rebs vs. Ole Miss) (Jan. 12, Jan. 16, Jan. 19, Jan. 22, 2019)


Had two players score 20 points in a game:Beetle Bolden (23) and Kira Lewis Jr. (20)
vs. Southern Miss, 11/29/19**Had five players score in double figures:**

Kira Lewis Jr. (26), John Petty Jr. (11), Alex Reese (11), Jaden Shackelford (11), Herbert Jones (10) vs. Kansas State, 1/25/20

Had six or more players score in double figures:

John Petty Jr. (14), Kira Lewis Jr. (15), Beetle Bolden (15), Herbert Jones (15), Alex Reese (14), Jaden Shackelford (16) at Florida, 1/4/20

Had a player record a triple-double:Roy Rogers (27 pts, 10 rebs, 10 blocks)
vs. LSU, 2/17/96



0

Javian Davis

R-FRESHMAN

Forward • 6-9 • 242 • Canton, Miss.
Canton HS

CAREER HIGHS

Points	19	vs. Florida Atlantic (11/11/19)
Rebounds	9	vs. Florida Atlantic (11/11/19)
Assists	2	2x, last vs. Iowa State (11/28/19)
Steals	3	vs. Southern Miss (11/29/19)
Blocks	3	vs. Vanderbilt (1/22/20)
Minutes	27	2x, last vs. Furman (11/19/19)
Field Goals	6	vs. Florida Atlantic (11/11/19)
FG Att.	10	vs. Florida Atlantic (11/11/19)
3-Point FG		
3-Point Att.	1	2x, last vs. Mississippi State (1/8/20)
Free Throws	7	2x, last vs. Stephen F. Austin (12/6/19)
FT Att.	10	vs. Stephen F. Austin (12/6/19)

2019-20 SEASON HIGHS

Points	19	vs. Florida Atlantic (11/11/19)
Rebounds	9	vs. Florida Atlantic (11/11/19)
Assists	2	2x, last vs. Iowa State (11/28/19)
Steals	3	vs. Southern Miss (11/29/19)
Blocks	3	vs. Vanderbilt (1/22/20)
Minutes	27	2x, last vs. Furman (11/19/19)
Field Goals	6	vs. Florida Atlantic (11/11/19)
FG Att.	10	vs. Florida Atlantic (11/11/19)
3-Point FG		
3-Point Att.	1	2x, last vs. Mississippi State (1/8/20)
Free Throws	7	2x, last vs. Stephen F. Austin (12/6/19)
FT Att.	10	vs. Stephen F. Austin (12/6/19)

MISCELLANEOUS STATS

CATEGORY	2019-20	CAREER
Double-digit scoring	5	5
20+ point games		
Double-digit rebounding		
Double-doubles		
Led UA in scoring	1	1
Led UA in rebounding	1	1
Led UA in three-pointers		
Led UA in assists		
Led UA in steals	3	3
Led UA in blocks	2	2
5+ assist games		
3+ three-pointers		
3+ steal games	1	1
3+ block games	1	1

CAREER ACCOLADES

- 2019 SEC First Year Academic Honor Roll
- Lost 40 pounds since first stepping foot on campus

2019-20 SEASON HIGHLIGHTS

- Ranks fourth on the team in Blue Collar Points (231) and is second in floor dives (20)
- Has twice earned the Hard Hat Award for his performances against Florida Atlantic (11/11) and Furman (11/19)
- He earned his first start vs. the Owls and finished with 19 points on 6-of-10 field goals to go along with 9 boards and a pair of steals
- Registered 12 points, shooting 5-for-7 from the field while grabbing 6 boards against Belmont (12/21)
- Scored 11 points, going 7-for-10 from the line, while registering 2 rebounds and 2 steals against Stephen F. Austin (12/6)
- Finished with 11 points, 4 rebounds and an assist against Rhode Island (11/15)
- Dropped 10 points shooting 4-for-7 in the field, while earning 5 rebounds against Furman (11/19)
- Snagged a career-high 3 steals while registering 6 points, 4 rebounds and an assist against Southern Miss (11/29)
- Grabbed 8 points, making 3-from-5 from the field, while registering 4 rebounds against Penn State (12/14)
- Dropped 6 points, going 3-from-4 from the field, to go along with 2 steals, 2 blocks, 5 boards, and an assist against Samford (12/18)
- Scored 7 points, while adding 5 rebounds and 2 assists against Iowa State at the Battle 4 Atlantis Tournament (11/28)
- Led the team in blocks (3), while scoring 2 points and grabbing 7 rebounds against Vanderbilt (1/22)
- Made his college debut against Penn (11/5), finishing with two points and two rebounds in 14 minutes played
- Listed as a four-star by ESPN and a three-star by 247sports.com
- Four-year letterwinner at Canton High School under head coach Russell Evans
- Ranked the No. 3 prospect in Mississippi according to 247Sports.com, while checking in as the No. 2 player in his state and No. 17 center in the nation according to ESPN
- Named first team all-state by USA Today following his senior season after he averaged 17 points, 12 rebounds and two blocks per game
- Tabbed second team all-state by the Clarion Ledger



DAVIS' 2019-20 GAME-BY-GAME STATS

Opponent	Date	GS	Min	FG	FGA	Pct	3FG	FGA	Pct	FT	FTA	Pct	Off	Def	Tot	Avg	PF	A	TO	Stl	Blk	Pts	Avg
PENN	11/5		14	1	2	.500	0	0	.000	0	0	.000	1	1	2	2.0	3	0	2	0	0	2	2.0
FLORIDA ATLANTIC	11/11	*	27	6	10	.600	0	0	.000	7	9	.778	3	6	9	5.5	1	2	2	1	0	19	10.5
at Rhode Island	11/15	*	23	3	7	.429	0	0	.000	5	5	1.000	2	5	7	6.0	4	1	2	0	0	11	10.7
FURMAN	11/19	*	27	4	7	.571	0	0	.000	2	4	.500	1	4	5	5.8	1	0	3	1	1	10	10.5
North Carolina	11/27	*	26	2	3	.666	0	0	.000	1	2	.500	3	2	5	5.6	3	1	0	2	0	5	9.4
Iowa State	11/28		15	1	2	.500	0	0	.000	5	6	.833	1	4	5	5.5	1	2	1	0	0	7	9.0
Southern Miss	11/29	*	19	3	5	.600	0	0	.000	0	0	.000	3	1	4	5.3	2	1	1	3	0	6	8.6
STEPHEN F. AUSTIN	12/6	*	25	2	2	1.00	0	0	.000	7	10	.700	0	2	2	4.9	3	0	0	2	0	11	8.9
at Penn State	12/14	*	12	3	5	.600	0	1	.000	2	5	.400	2	2	4	4.8	4	0	1	0	0	8	8.8
at Samford	12/18	*	14	3	4	.750	0	0	.000	0	0	.000	2	3	5	4.8	5	1	3	2	2	6	8.5
Belmont	12/21		19	5	7	.714	0	0	.000	2	5	.400	2	4	6	4.9	0	0	1	0	0	12	8.8
RICHMOND	12/29	*	12	1	1	1.00	0	0	.000	0	0	.000	1	1	2	4.7	3	1	1	0	0	2	8.3
at Florida*	1/4		17	0	0	.000	0	0	.000	0	2	.000	2	2	4	4.6	5	0	1	0	0	0	7.6
MISSISSIPPI STATE*	1/8		12	0	2	.000	0	1	.000	4	8	.500	3	1	4	4.6	0	1	0	0	1	4	7.4
at Kentucky*	1/11		16	2	4	.500	0	0	.000	0	0	.000	1	2	3	4.5	2	0	1	1	1	4	7.1
AUBURN*	1/15		12	0	1	.000	0	0	.000	1	2	.500	1	2	3	4.4	4	1	1	0	0	1	6.8
MISSOURI*	1/18		8	11	2	.500	0	0	.000	0	0	.000	0	1	1	4.2	2	0	1	0	0	2	6.5
at Vanderbilt*	1/22		12	1	2	.500	0	0	.000	0	1	.000	1	6	7	4.3	1	0	3	1	3	2	6.2
KANSAS STATE	1/25		5	0	0	.000	0	0	.000	0	0	.000	0	0	0	4.1	1	0	1	1	0	0	5.9
at LSU*	1/29		7	2	2	1.00	0	0	.000	1	1	1.00	0	1	1	4.0	4	0	0	0	1	5	5.9
ARKANSAS*	2/1																						
TENNESSEE*	2/4																						
at Georgia*	2/8																						
at Auburn*	2/12																						
LSU*	2/15																						
TEXAS A&M*	2/19																						
at Ole Miss*	2/22																						
at Mississippi State*	2/25																						
SOUTH CAROLINA*	2/29																						
VANDERBILT*	3/3																						
at Missouri*	3/7																						

* indicates Southeastern Conference opponent

DAVIS' CAREER STATS

YEAR	GP	GS	MIN	AVG	FG	FGA	PCT	3FG	3FGA	PCT	FT	FTA	PCT	OFF	DEF	TOT	AVG	PF	FO	AST	TO	BLK	STL	PTS	AVG
2019-20	20	9	321	16.1	40	68	.588	0	2	.000	37	60	.617	29	50	79	4.0	49	2	11	24	9	14	117	5.9
TOTAL	20	9	321	16.1	40	68	.588	0	2	.000	37	60	.617	29	50	79	4.0	49	2	11	24	9	14	117	5.9

DAVIS' CAREER SEC STATS

YEAR	GP	GS	MIN	AVG	FG	FGA	PCT	3FG	3FGA	PCT	FT	FTA	PCT	OFF	DEF	TOT	AVG	PF	FO	AST	TO	BLK	STL	PTS	AVG
2019-20	7	0	84	12.0	6	13	.462	0	1	.000	6	14	.429	8	15	23	3.3	18	1	2	7	6	2	18	2.6
TOTAL	7	0	84	12.0	6	13	.462	0	1	.000	6	14	.429	8	15	23	3.3	18	1	2	7	6	2	18	2.6



1 Herbert Jones

JUNIOR

Guard • 6-7 • 206 • Greensboro, Ala.
Hale County HS

CAREER HIGHS

Points	18	2x, last vs. Kentucky (1/11/20)
Rebounds	12	vs. Auburn (1/15/20)
Assists	7	vs. Samford (12/18/19)
Steals	5	UCF (12/3/17)
Blocks	3	2x, last vs. Mississippi State (1/29/19)
Minutes	45	vs. Florida (1/4/20)
Field Goals	8	vs. Kentucky (1/13/20)
FG Att.	20	vs. Kentucky (1/11/20)
3-Point FG	2	2x, last vs. LSU (3/2/19)
3-Point Att.	3	5x, last vs. Belmont (12/21/19)
Free Throws	7	vs. Missouri (1/18/20)
FT Att.	16	vs. Appalachian State (11/11/18)

2019-20 SEASON HIGHS

Points	18	vs. Kentucky (1/11/20)
Rebounds	12	vs. Auburn (1/15/18)
Assists	7	vs. Samford (12/18/19)
Steals	3	2x, last vs. Missouri (1/18/18)
Blocks	2	3x, last vs. Vanderbilt (1/22/20)
Minutes	45	vs. Florida (1/4/20)
Field Goals	8	vs. Kentucky (1/11/20)
FG Att.	20	vs. Kentucky (1/11/20)
3-Point FG	1	vs. Belmont (12/21/19)
3-Point Att.	3	vs. Belmont (12/21/19)
Free Throws	7	vs. Missouri (1/18/20)
FT Att.	10	vs. Auburn (1/15/20)

MISCELLANEOUS STATS

CATEGORY	2019-20	CAREER
Double-digit scoring	9	18
20+ point games		
Double-digit rebounding	3	3
Double-doubles	3	3
Led UA in scoring	1	2
Led UA in rebounding	6	13
Led UA in three-pointers		
Led UA in assists	6	21
Led UA in steals	4	24
Led UA in blocks	2	13
5+ assist games	3	2
3+ three-pointers		
3+ steal games	2	13
3+ block games		2

CAREER ACCOLADES

- 2018 SEC First Year Academic Honor Roll
- Became the fourth player in program history to earn a spot on the Academic All-District team (2019)
- Broke school record for charges taken in a season with 23 as a freshman and now has 54 for his career

2019-20 SEASON HIGHLIGHTS

- Averaging 10.4 points and 8.0 rebounds while shooting 70.3 percent from the foul line (26-of-37) over his last five contests, which includes two double-doubles and four consecutive double-digit scoring games
- Team's top defensive player who leads UA with 418 Blue Collar Points, 11 Hard Hat Awards, 18 charges, 23 floor dives and 62 deflections on the season despite missing what was essentially two games with an injury (played just 10 mins in season-opener vs. Penn before exiting with an elbow injury)
- Led the team in scoring when he tied a career-high of 18 points while adding 7 boards and 4 assists against Kentucky (1/11)
- Had 17 points, shooting 7-from-12 from the field to go along with 3 rebounds while also earning the Hard Hat Award for his play against Rhode Island (11/15)
- Collected 15 points, six rebounds and five assists in season-high 38 minutes of action vs. Belmont (12/21)
- Earned his third double-double of the season with 11 points and 12 rebounds against Missouri (1/18)
- Finished with his second double-double with 14 points and 12 rebounds against Auburn (1/15)
- Earned his first career double-double with 11 points and 10 boards against Richmond (12/29)
- Grabbed 15 points while registering 9 rebounds, 4 assists and 2 steals at Florida (1/4)
- Led the team with a career-high 7 assists while grabbing 9 points and 7 boards against Samford (12/18)
- Finished with 15 points, 6 rebounds, and 5 assists against Belmont (12/21)
- Led the team in assists (5) while scoring 10 points and grabbing 5 rebounds against Vanderbilt (1/22)
- Scored 9 points while registering 6 rebounds, 3 assists, and 2 steals against Iowa State (11/28)
- Finished with 10 points while registering 3 rebounds and an assist against Kansas State (1/25)
- Grabbed 9 points, 5 rebounds and 2 assists against Mississippi State (1/8)
- Led the Tide in rebounds (9) and steals (3) while scoring 6 points against Penn State (12/14)



JONES' 2019-20 GAME-BY-GAME STATS

Opponent	Date	GS	Min	FG	FGA	Pct	3FG	FGA	Pct	FT	FTA	Pct	Off	Def	Tot	Avg	PF	A	TO	Stl	Blk	Pts	Avg
PENN	11/5	*	10	1	4	.250	0	0	.000	3	4	.750	0	0	0	0.0	0	0	2	2	0	5	5.0
FLORIDA ATLANTIC	11/11																						
at Rhode Island	11/15	*	22	7	12	.583	0	1	.000	3	4	.750	1	2	3	1.5	4	1	5	0	2	17	11.0
FURMAN	11/19	*	32	4	6	.666	0	0	.000	0	0	.000	2	4	6	3.0	2	4	4	0	1	8	10.0
North Carolina	11/27	*	20	2	7	.285	0	0	.000	1	2	.500	-	1	1	2.5	5	1	3	0	0	5	8.8
Iowa State	11/28	*	22	4	7	.572	0	0	.000	1	2	.500	2	4	6	3.2	5	3	3	2	0	9	8.8
Southern Miss	11/29	*	30	3	3	1.00	0	0	.000	1	3	.333	2	4	6	3.6	4	3	2	2	0	7	8.5
STEPHEN F. AUSTIN	12/6	*	16	0	3	.000	0	2	.000	2	4	.5000	1	4	5	3.9	5	3	5	0	2	2	7.6
at Penn State	12/14	*	32	3	12	.250	0	1	.000	0	2	.000	2	7	9	4.5	2	2	2	3	1	6	7.4
at Samford	12/18	*	27	2	5	.400	0	0	.000	5	6	.833	2	5	7	4.8	2	7	1	0	0	9	7.6
Belmont	12/21	*	38	6	10	.600	1	3	.333	2	3	.667	1	5	6	4.9	2	5	3	0	0	15	8.3
RICHMOND	12/29	*	24	5	9	.556	0	1	.000	1	2	.500	4	6	10	5.4	4	0	3	2	1	11	8.5
at Florida*	1/4	*	45	5	9	.556	0	0	.000	5	8	.625	2	7	9	5.7	5	4	2	2	0	15	9.1
MISSISSIPPI STATE*	1/8	*	20	3	5	.600	0	0	.000	3	6	.500	1	4	5	5.6	4	2	1	0	0	9	9.1
at Kentucky*	1/11	*	35	8	20	.400	0	2	.000	2	5	.400	5	2	7	5.7	3	4	1	1	0	18	9.7
AUBURN*	1/15	*	31	4	7	.571	0	0	.000	6	10	.600	2	10	12	6.1	4	1	2	1	0	14	10.0
MISSOURI*	1/18	*	29	2	3	.667	0	1	.000	7	8	.875	4	8	12	6.5	4	3	1	3	1	11	10.1
at Vanderbilt*	1/22	*	23	2	2	1.00	0	0	.000	6	7	.857	2	3	5	6.4	5	5	0	1	2	10	10.1
KANSAS STATE	1/25	*	34	2	6	.333	0	1	.000	6	9	.667	0	3	3	6.2	3	1	4	0	1	10	10.1
at LSU*	1/29	*	33	3	8	.375	0	2	.000	1	3	.333	3	5	8	6.3	3	2	0	1	0	7	9.9
ARKANSAS*	2/1																						
TENNESSEE*	2/4																						
at Georgia*	2/8																						
at Auburn*	2/12																						
LSU*	2/15																						
TEXAS A&M*	2/19																						
at Ole Miss*	2/22																						
at Mississippi State*	2/25																						
SOUTH CAROLINA*	2/29																						
VANDERBILT*	3/3																						
at Missouri*	3/7																						


* indicates Southeastern Conference opponent

JONES' CAREER STATS

YEAR	GP	GS	MIN	AVG	FG	FGA	PCT	3FG	3FGA	PCT	FT	FTA	PCT	OFF	DEF	TOT	AVG	PF	FO	AST	TO	BLK	STL	PTS	AVG
2017-18	35	13	741	21.2	58	142	.408	7	26	.269	24	48	.500	29	92	121	3.5	94	4	48	56	22	44	147	4.2
2018-19	34	29	719	21.1	79	187	.422	6	21	.286	52	105	.495	38	81	119	3.5	94	4	67	67	20	32	216	6.4
2019-20	19	19	523	27.5	66	138	.478	1	14	.071	55	88	.625	36	84	120	6.3	66	5	51	44	11	20	188	9.9
TOTAL	88	61	1983	22.5	203	467	.435	14	61	.230	131	241	.544	103	257	360	4.1	254	13	166	167	53	96	551	6.3

JONES' CAREER SEC STATS

YEAR	GP	GS	MIN	AVG	FG	FGA	PCT	3FG	3FGA	PCT	FT	FTA	PCT	OFF	DEF	TOT	AVG	PF	FO	AST	TO	BLK	STL	PTS	AVG
2017-18	17	7	362	21.3	29	78	.372	4	18	.222	4	11	.364	20	44	64	3.8	40	2	19	22	14	19	66	3.9
2018-19	18	13	361	20.1	42	91	.462	2	8	.250	22	43	.512	18	36	54	3.0	49	1	38	33	8	16	108	6.0
2019-20	7	7	216	30.9	27	54	.500	0	5	.000	30	47	.638	19	39	58	8.3	28	2	21	7	3	9	84	12.0
TOTAL	42	27	939	22.4	98	223	.439	6	31	.194	56	101	.554	57	119	176	4.2	117	5	78	62	25	44	258	6.1



2 Kira Lewis Jr.

SOPHOMORE

Guard • 6-3 • 167 • Meridianville, Ala.
Hazel Green HS

CAREER HIGHS

Points	30	vs. Penn (11/5/19)
Rebounds	8	3x, last vs. Kentucky (1/11/20)
Assists	8	4x, last vs. LSU (1/29/20)
Steals	4	3x, last vs. Florida (1/4/20)
Blocks	3	vs. Kansas State (1/25/20)
Minutes	46	vs. Florida (1/4/20)
Field Goals	11	vs. Penn (11/5/19)
FG Att.	25	vs. Florida (1/4/20)
3-Point FG	5	vs. Georgia State (12/4/18)
3-Point Att.	10	2x, last vs. Penn (11/5/19)
Free Throws	11	vs. Wichita State (11/18/18)
FT Att.	11	vs. Wichita State (11/18/18)

2019-20 SEASON HIGHS

Points	30	vs. Penn (11/5/19)
Rebounds	8	3x, last vs. Kentucky (1/11/20)
Assists	8	3x, last vs. LSU (1/29/20)
Steals	4	2x, last vs. Florida (1/4/20)
Blocks	3	vs. Kansas State (1/25/20)
Minutes	46	vs. Florida (1/4/20)
Field Goals	11	vs. Penn (11/5/19)
FG Att.	25	vs. Florida (1/4/20)
3-Point FG	4	2x, last vs. Southern Miss (11/29/19)
3-Point Att.	10	vs. Penn (11/5/19)
Free Throws	8	2x, last vs. Kansas State (1/25/20)
FT Att.	9	vs. Auburn (1/15/20)

MISCELLANEOUS STATS

CATEGORY	2019-20	CAREER
Double-digit scoring	18	42
20+ point games	6	11
Double-digit rebounding		
Double-doubles		
Led UA in scoring	4	18
Led UA in rebounding	7	7
Led UA in three-pointers	1	10
Led UA in assists	16	30
Led UA in steals	10	17
Led UA in blocks	4	6
5+ assist games	9	13
3+ three-pointers	2	9
3+ steal games	5	7
3+ block games	1	1

CAREER ACCOLADES

- 2019 SEC All-Freshman Team
- Was the youngest active player in D-I for the 2018-19 season at 17 years old (birthday is April 6, 2001)
- Named SEC Freshman of the Week for the week of Dec. 10
- Named SEC Co-Player of the Week for the week of Jan. 20, 2020

2019-20 SEASON HIGHLIGHTS

- Named SEC Co-Player of the Week (1/23)
- Leads team in scoring, assists, minutes and double-figure scoring games (18)
- Leads SEC in minutes and ranks among the league leaders in scoring (4th), assists (3rd) and steals (6th)
- Set numerous career records in season opener against Penn (11/5) including: points (30), rebounds (8), field goals (11) and field goal attempts (22)
- Averaging 18.0 points, 5.2 assists, 4.6 rebounds and 1.6 steals per game over his last five contests
- Led the Tide in scoring (26), assists (7), and a career-high 3 steals against Kansas State (1/27)
- Finished with 25 points while grabbing 3 rebounds, 3 assists and 2 steals against then-No. 4 Auburn (1/15)
- Scored 20 points going 7-for-11 from the field and knocking down 4-of-7 threes in the win against Southern Miss (11/29)
- Dropped 15 points while registering 8 assists, 7 rebounds, 2 steals and a block against Belmont (12/21)
- Led the team in steals (4) tying his career-high, while grabbing 15 points, 6 rebounds, and 3 assists against Stephen F. Austin (12/6)
- Finished with 20 points to go along with 5 rebounds, 4 assists, 2 steals and a block against North Carolina (11/27)
- Led the Tide in scoring (21), assists (4), and steals (3) against Rhode Island (11/15)
- Scored 17 points, shooting 7-for-13 from the field, while grabbing 4 boards and 4 assists against Richmond (12/29)
- Went a perfect 6-for-6 from the line and finished with 19 points, 7 rebounds, and a steal against Furman (11/19)
- Grabbed 17 points, 8 rebounds and 4 assists while shooting a perfect 6-for-6 from the foul line against Mississippi State (1/9)
- Finished with 16 points while registering 7 rebounds and a team-high 5 assists against Vanderbilt (1/22)
- Tied his career-high in assists (8) and grabbed six rebounds while notching 16 points against Florida Atlantic (11/11)
- Tied his career-high in assists (8) to go along with 13 points and 2 rebounds against LSU (1/29)
- Led the team in assists (7) while grabbing 10 points and 4 rebounds against Missouri (1/18)



LEWIS JR.'S 2019-20 GAME-BY-GAME STATS

Opponent	Date	GS	Min	FG	FGA	Pct	3FG	FGA	Pct	FT	FTA	Pct	Off	Def	Tot	Avg	PF	A	TO	Stl	Blk	Pts	Avg
PENN	11/5	*	38	11	22	.500	4	10	.400	4	7	.571	3	5	8	8.0	1	5	5	0	0	30	30.0
FLORIDA ATLANTIC	11/11	*	37	6	14	.472	2	5	.400	2	2	1.00	0	6	6	7.0	2	8	2	3	0	16	23.0
at Rhode Island	11/15	*	39	8	13	.615	1	3	.333	4	4	1.00	1	4	5	6.3	3	4	3	3	0	21	22.3
FURMAN	11/19	*	38	6	11	.545	1	2	.500	6	6	1.00	1	6	7	6.5	4	3	7	1	0	19	21.5
North Carolina	11/27	*	39	9	23	.391	2	7	.285	0	0	.000	2	3	5	6.2	4	4	5	2	1	20	21.2
Iowa State	11/28	*	33	3	13	.231	0	4	.000	2	2	1.00	2	2	4	5.8	2	5	4	1	0	8	19.0
Southern Miss	11/29	*	37	7	11	.636	4	7	.571	2	3	.666	0	2	2	5.3	1	3	5	0	0	20	19.1
STEPHEN F. AUSTIN	12/6	*	40	6	9	.667	2	4	.500	1	2	.500	0	6	6	5.4	2	3	5	4	0	15	18.6
at Penn State	12/14	*	37	3	17	.176	1	7	.143	0	0	.000	1	6	7	5.6	2	6	4	1	1	7	17.3
at Samford	12/18	*	38	4	10	.400	1	3	.333	2	2	1.00	1	4	5	5.5	4	5	5	3	0	11	16.7
Belmont	12/21	*	35	5	12	.417	1	4	.250	4	6	.667	1	6	7	5.6	3	8	1	2	1	15	16.5
RICHMOND	12/29	*	36	7	13	.538	1	3	.333	2	3	.667	1	3	4	5.5	3	4	1	1	1	17	16.6
at Florida*	1/4	*	46	7	25	.280	2	8	.250	1	2	.500	2	4	6	5.5	2	3	2	4	1	17	16.6
MISSISSIPPI STATE*	1/8	*	37	5	10	.500	1	3	.333	6	6	1.00	1	7	8	5.7	3	4	3	1	0	17	16.6
at Kentucky*	1/11	*	37	4	11	.364	0	1	.000	2	3	.667	1	7	8	5.9	2	4	2	0	1	10	16.2
AUBURN*	1/15	*	36	8	14	.571	1	2	.500	8	9	.889	1	2	3	5.7	2	3	3	2	1	25	16.8
MISSOURI*	1/18	*	34	3	9	.333	0	3	.000	4	4	1.00	0	4	4	5.6	4	7	6	2	1	10	16.4
at Vanderbilt*	1/22	*	35	6	13	.462	1	4	.250	3	5	.600	2	5	7	5.7	3	5	7	2	0	16	16.3
KANSAS STATE	1/25	*	36	8	12	.667	2	5	.400	8	8	1.00	0	7	7	5.7	1	3	4	2	3	26	16.8
at LSU*	1/29	*	35	6	12	.500	1	4	.250	0	0	.000	0	2	2	5.6	3	8	2	0	0	13	16.7
ARKANSAS*	2/1																						
TENNESSEE*	2/4																						
at Georgia*	2/8																						
at Auburn*	2/12																						
LSU*	2/15																						
TEXAS A&M*	2/19																						
at Ole Miss*	2/22																						
at Mississippi State*	2/25																						
SOUTH CAROLINA*	2/29																						
VANDERBILT*	3/3																						
at Missouri*	3/7																						

* indicates Southeastern Conference opponent

LEWIS' CAREER STATS

YEAR	GP	GS	MIN	AVG	FG	FGA	PCT	3FG	3FGA	PCT	FT	FTA	PCT	OFF	DEF	TOT	AVG	PF	FO	AST	TO	BLK	STL	PTS	AVG
2018-19	34	34	1075	31.6	157	363	.433	54	151	.358	90	115	.783	13	74	87	2.6	61	0	98	74	10	28	458	13.5
2019-20	20	20	743	37.2	122	274	.445	28	89	.315	61	74	.824	20	91	111	5.6	51	0	95	76	11	34	333	16.7
TOTAL	54	54	1818	33.7	279	637	.438	82	240	.342	151	189	.799	33	165	198	3.7	112	0	193	150	21	62	791	14.6

LEWIS' CAREER SEC STATS

YEAR	GP	GS	MIN	AVG	FG	FGA	PCT	3FG	3FGA	PCT	FT	FTA	PCT	OFF	DEF	TOT	AVG	PF	FO	AST	TO	BLK	STL	PTS	AVG
2018-19	18	18	385	21.4	59	144	.410	27	77	.351	13	26	.500	14	52	66	3.7	32	0	16	28	10	7	158	8.8
2019-20	7	7	260	37.1	39	94	.415	6	25	.240	24	29	.828	7	31	38	5.4	19	0	34	25	4	11	108	15.4
TOTAL	25	25	645	33.7	98	238	.412	33	102	.324	37	55	.783	21	83	104	4.6	51	0	50	53	14	266	12.1	



3 Alex Reese

JUNIOR

Forward • 6-9 • 238 • Pelham, Ala.
Pelham HS

CAREER HIGHS

Points	19	vs. Wichita State (11/18/18)
Rebounds	9	3x, last vs. North Carolina (11/27/17)
Assists	4	vs. Rhode Island (11/15/19)
Steals	4	2x, last vs. Penn (11/5/19)
Blocks	3	2x, last vs. Kansas State (1/25/20)
Minutes	30	vs. Memphis (11/10/17)
Field Goals	7	vs. LSU (1/29/20)
FG Att.	14	2x, last vs. LSU (1/29/20)
3-Point FG	5	vs. Norfolk State (3/20/19)
3-Point Att.	10	vs. LSU (1/29/20)
Free Throws	9	vs. Wichita State (11/18/18)
FT Att.	10	vs. Wichita State (11/18/18)

2019-20 SEASON HIGHS

Points	17	2x, last vs. LSU (1/29/20)
Rebounds	9	vs. North Carolina (11/27/19)
Assists	4	vs. Rhode Island (11/15/19)
Steals	4	vs. Penn (11/5/19)
Blocks	3	2x, last vs. Kansas State (1/25/20)
Minutes	29	3x, last vs. LSU (1/29/20)
Field Goals	7	vs. LSU (1/29/20)
FG Att.	14	vs. LSU (1/29/20)
3-Point FG	4	3x, last vs. Missouri (1/18/20)
3-Point Att.	10	vs. LSU (1/29/20)
Free Throws	6	vs. Florida (1/4/20)
FT Att.	8	vs. Florida (1/4/20)

MISCELLANEOUS STATS

CATEGORY	2019-20	CAREER
Double-digit scoring	11	19
20+ point games		
Double-digit rebounding		
Double-doubles		
Led UA in scoring		2
Led UA in rebounding	1	5
Led UA in three-pointers	6	14
Led UA in assists	1	2
Led UA in steals	1	10
Led UA in blocks	9	13
5+ assist games		
3+ three-pointers	7	10
3+ steal games	1	2
3+ block games	2	2

CAREER ACCOLADES

- 2018 SEC First Year Academic Honor Roll

2019-20 SEASON HIGHLIGHTS

- Leads the team in blocks while ranking third in threes made, fourth in rebounds and fifth in points per game
- Averaging 12.0 points, 3.6 rebounds and 2.4 threes made per game over his last five contests
- Finished with a season-high 17 points while registering 5 rebounds against Missouri (1/18)
- Tied his season-high 17 points, shooting 7-of-14 from the field – both season-high numbers – while grabbing 3 boards and 2 assists against LSU (1/29)
- Snagged 16 points to go along with 2 rebounds, 2 assists against Samford (12/18)
- Dropped 15 points, shooting 5-of-9 from the floor and 4-of-8 beyond the arc, to go along with 4 rebounds, 2 assists and a block against Stephen F. Austin (12/6)
- Scored 14 points going 3-of-4 from the floor and 2-of-3 from three while registering 3 rebounds at Florida (1/4)
- Finished with 13 points, 5 boards, 2 assists and a block against Belmont (12/21)
- Led the team in threes, sinking 3-of-6 from deep, grabbing 13 points and 3 rebounds against Auburn (1/15)
- Had 12 points while registering 8 rebounds and an assist against Penn State (12/14)
- Scored 12 points against Florida Atlantic (11/11) to go along with 8 rebounds and one assist
- Finished with 11 points while registering 3 rebounds and a game-high 3 blocks against Kansas State (1/27)
- Led the team in blocks (2) while dropping 7 points and 9 rebounds against North Carolina in the Battle 4 Atlantis Tournament (11/27)
- Led the Tide with a career high 4 assists to go along with a pair of threes pointers, while adding 10 points and 5 rebounds at Rhode Island



REESE'S 2019-20 GAME-BY-GAME STATS

Opponent	Date	GS	Min	FG	FGA	Pct	3FG	FGA	Pct	FT	FTA	Pct	Off	Def	Tot	Avg	PF	A	TO	Stl	Blk	Pts	Avg
PENN	11/5	17	17	1	6	.167	0	3	.000	4	4	1.000	1	2	3	3.0	2	1	1	4	2	6	6.0
FLORIDA ATLANTIC	11/11	25	25	5	8	.625	2	5	.400	0	0	.000	3	5	8	5.5	0	1	2	0	0	12	9.0
at Rhode Island	11/15	23	23	4	8	.500	2	3	.666	0	0	.000	0	5	5	5.3	0	4	0	0	0	10	9.3
FURMAN	11/19	*	11	0	3	.000	0	3	.000	0	0	.000	0	3	3	4.8	1	0	0	1	0	0	7.0
North Carolina	11/27	*	27	3	10	.300	1	5	.200	0	2	.000	2	7	9	5.6	3	0	1	0	2	7	7.0
Iowa State	11/28	*	16	2	5	.400	1	3	.333	0	0	.000	0	4	4	5.3	4	1	1	1	1	5	6.6
Southern Miss	11/29	*	17	2	7	.286	1	6	.166	0	1	.000	0	2	2	4.9	0	0	1	0	1	5	6.4
STEPHEN F. AUSTIN	12/6	*	29	5	9	.556	4	8	.500	1	1	1.00	2	2	4	4.8	2	2	2	0	1	15	7.5
at Penn State	12/14	*	29	4	11	.364	3	8	.375	1	2	.500	2	6	8	5.1	2	1	0	0	0	12	8.0
at Samford	12/18	*	23	5	9	.556	4	8	.500	2	2	1.00	1	1	2	4.8	0	2	0	1	1	16	8.8
Belmont	12/21	*	16	4	10	.400	3	8	.375	2	2	1.00	1	4	5	4.8	1	2	0	0	1	13	9.2
RICHMOND	12/29	*	18	2	7	.286	1	4	.250	3	4	.750	3	5	8	5.1	1	3	1	1	1	8	9.1
at Florida*	1/4	23	23	3	4	.750	2	3	.667	6	8	.750	0	3	3	4.9	2	0	2	0	1	14	9.5
MISSISSIPPI STATE*	1/8	*	23	2	4	.500	0	2	.000	1	2	.500	0	5	5	4.9	1	0	3	0	3	5	9.1
at Kentucky*	1/11	*	23	2	5	.400	0	2	.000	2	2	1.00	2	3	5	4.9	1	2	2	0	0	6	8.9
AUBURN*	1/15	*	21	5	9	.556	3	6	.500	0	0	.000	0	3	3	4.8	3	1	1	1	1	13	9.2
MISSOURI*	1/18	*	27	6	10	.600	4	8	.500	1	2	.500	0	5	5	4.8	0	1	0	0	0	17	9.6
at Vanderbilt*	1/22	*	23	1	5	.200	0	4	.000	0	0	.000	1	3	4	4.8	4	0	3	0	2	2	9.2
KANSAS STATE	1/25	*	26	4	10	.400	2	6	.333	1	2	.500	0	3	3	4.7	0	0	1	1	3	11	9.3
at LSU*	1/29	*	29	7	14	.500	3	10	.300	0	0	.000	1	2	3	4.6	2	2	0	0	2	17	9.7
ARKANSAS*	2/1																						
TENNESSEE*	2/4																						
at Georgia*	2/8																						
at Auburn*	2/12																						
LSU*	2/15																						
TEXAS A&M*	2/19																						
at Ole Miss*	2/22																						
at Mississippi State*	2/25																						
SOUTH CAROLINA*	2/29																						
VANDERBILT*	3/3																						
at Missouri*	3/7																						

* indicates Southeastern Conference opponentw

REESE'S CAREER STATS

YEAR	GP	GS	MIN	AVG	FG	FGA	PCT	3FG	3FGA	PCT	FT	FTA	PCT	OFF	DEF	TOT	AVG	PF	FO	AST	TO	BLK	STL	PTS	AVG
2017-18	32	1	370	11.6	46	118	.390	24	74	.324	11	14	.786	22	67	89	2.8	33	0	9	21	7	15	127	4.0
2018-19	28	0	372	13.3	56	139	.403	27	72	.375	37	49	.755	25	46	71	2.5	31	0	13	25	12	10	176	6.3
2019-20	20	16	446	22.3	67	154	.435	36	105	.343	24	34	.706	19	73	92	4.6	29	0	23	21	22	10	194	9.7
TOTAL	80	17	1188	14.9	169	411	.411	87	251	.347	72	97	.742	66	186	252	3.2	93	0	45	67	41	35	497	6.2

REESE'S CAREER SEC STATS

YEAR	GP	GS	MIN	AVG	FG	FGA	PCT	3FG	3FGA	PCT	FT	FTA	PCT	OFF	DEF	TOT	AVG	PF	FO	AST	TO	BLK	STL	PTS	AVG
2017-18	16	0	173	10.8	24	64	.375	14	40	.350	7	8	.875	10	34	42	2.6	20	0	2	11	2	7	69	4.3
2018-19	12	0	139	11.6	16	44	.364	8	22	.364	12	16	.750	8	18	28	2.3	13	0	4	10	9	0	52	4.3
2019-20	7	6	169	24.1	26	51	.510	12	35	.343	10	14	.714	4	24	28	4.0	13	0	6	11	9	1	74	10.6
TOTAL	35	6	481	13.7	66	159	.415	34	97	.351	29	38	.763	22	76	98	2.8	46	0	12	32	20	8	195	5.6



5 Jaden Shackelford

FRESHMAN

Guard • 6-3 • 195 • Hesperia Calif.
Hesperia HS

CAREER HIGHS

Points	28	vs. Richmond (12/29/19)
Rebounds	8	vs. Richmond (12/29/19)
Assists	4	vs. Southern Miss (11/29/19)
Steals	3	vs. Furman (11/19/19)
Blocks	1	2x, last vs. Samford (12/18/19)
Minutes	38	vs. LSU (1/29/20)
Field Goals	8	vs. Richmond (12/29/19)
FG Att.	20	vs. Penn (11/5/19)
3-Point FG	6	vs. Richmond (12/29/19)
3-Point Att.	14	vs. LSU (1/29/20)
Free Throws	10	vs. Stephen F. Austin (12/6/19)
FT Att.	11	vs. Stephen F. Austin (12/6/19)

2019-20 SEASON HIGHS

Points	28	vs. Richmond (12/29/19)
Rebounds	8	vs. Richmond (12/29/19)
Assists	4	vs. Southern Miss (11/29/19)
Steals	3	vs. Furman (11/19/19)
Blocks	1	2x, last vs. Samford (12/18/19)
Minutes	38	vs. LSU (1/29/20)
Field Goals	8	vs. Richmond (12/29/19)
FG Att.	20	vs. Penn (11/5/19)
3-Point FG	6	vs. Richmond (12/29/19)
3-Point Att.	14	vs. LSU (1/29/20)
Free Throws	10	vs. Stephen F. Austin (12/6/19)
FT Att.	11	vs. Stephen F. Austin (12/6/19)

MISCELLANEOUS STATS

CATEGORY	2019-20	CAREER
Double-digit scoring	13	13
20+ point games	3	3
Double-digit rebounding		
Double-doubles		
Led UA in scoring	5	5
Led UA in rebounding	1	1
Led UA in three-pointers	6	6
Led UA in assists	1	1
Led UA in steals	1	1
Led UA in blocks		
5+ assist games		
3+ three-pointers	8	8
3+ steal games	1	1
3+ block games		

2019-20 SEASON HIGHLIGHTS

- Averaging 16.0 ppg and 5.0 rebounds while shooting 88.9 percent (16-of-18) from the foul line over his last four contests
- Stuffed the stats sheet against Richmond (12/29) breaking personal records in points (28), rebounds (8), field goals made (8) and threes made (6)
- Led the Tide in scoring with a career-high 25 points, three-pointers (3), and steals (3) against Furman (11/19)
- Dropped 21 points, sinking 5-of-14 from three, while registering 3 boards against LSU (1/29)
- Scored 17 points to go along with 5 rebounds, 2 assists and 2 steals vs. Stephen F. Austin (12/6)
- Knocked down 4 three-pointers (4-of-7), notching 17 points, 4 rebounds, and 2 assists vs. Florida Atlantic (11/11)
- Finished with 17 points, sinking 3-of-9 beyond-the-arc, while earning 3 rebounds and 3 assists against Missouri (1/18)
- Led the team in scoring with 16 points, shooting 4-for-6 from three to go along with 2 rebounds against Belmont (12/21)
- Earned his first collegiate debut and start against Penn (11/5), finished with 16 points in 30 minutes of action
- Grabbed 15 points and 7 rebounds in the win at Vanderbilt (1/22)
- Dropped 13 points off the bench while adding 2 assists, 2 boards, a block and a steal against Samford (12/18)
- Knocked down 3 three-pointers (3-of-5), grabbing 11 points, 6 rebounds, and an assist vs. Florida (1/4)
- Scored 11 points while registering 7 rebounds and 2 assists against Kansas State (1/27)
- Finished with 10 points, going 4-of-5 from the foul line while grabbing 2 rebounds against Mississippi State (1/8)
- Played the final two seasons at Hesperia High School under head coach Robert Tossetti
- Named the Mojave River League's 2019 Player of the Year, leading Hesperia to a perfect 10-0 record while averaging 45.5 ppg in conference action including four consecutive 50-point games
- Finished the season averaging 34.0 points, 11.0 rebounds, 5.5 assists and 4.0 steals per game during his senior season
- Played his first two seasons of high school at Oak Hills where he averaged over 25 points per game as a sophomore and 14.7 ppg during his freshman season
- Scored 20.8 ppg during the 2018-19 AAU season with The Truth in the Nike EYBL circuit



SHACKELFORD'S 2019-20 GAME-BY-GAME STATS

Opponent	Date	GS	Min	FG	FGA	Pct	3FG	3FGA	Pct	FT	FTA	Pct	Off	Def	Tot	Avg	PF	A	TO	Stl	Blk	Pts	Avg
PENN	11/5	*	30	6	20	.300	3	13	.231	1	1	1.000	3	2	5	5.0	1	1	0	0	0	16	16.0
FLORIDA ATLANTIC	11/11		29	6	10	.600	4	7	.571	1	1	1.000	1	3	4	4.5	1	2	1	0	1	17	16.5
at Rhode Island	11/15		20	2	7	.286	1	6	.166	0	0	.000	0	1	1	3.3	0	2	3	0	0	5	12.6
FURMAN	11/19		32	7	12	.583	3	8	.375	8	10	.800	0	5	5	3.8	3	1	1	3	0	25	15.8
North Carolina	11/27		21	2	8	.250	0	5	.000	0	1	.000	1	2	3	3.6	0	1	1	0	0	4	13.4
Iowa State	11/28		21	1	4	.250	1	3	.333	1	2	.500	0	2	2	3.3	2	1	2	1	0	4	11.8
Southern Miss	11/29		22	2	8	.250	2	7	.285	0	2	.000	2	2	4	3.4	2	4	1	1	0	6	11.0
STEPHEN F. AUSTIN	12/6		26	3	9	.333	1	6	.167	10	11	.909	2	3	5	3.6	4	2	4	2	0	17	11.8
at Penn State	12/14		28	3	10	.300	1	6	.167	0	0	.000	1	3	4	3.7	1	2	1	0	0	7	11.2
at Samford	12/18		29	2	7	.286	1	5	.200	8	8	1.000	0	2	2	3.5	0	2	1	1	1	13	11.4
Belmont	12/21	*	25	6	12	.500	4	6	.667	0	0	.000	0	2	2	3.4	3	0	1	0	0	16	11.8
RICHMOND	12/29		30	8	18	.444	6	13	.462	6	7	.857	2	6	8	3.8	1	0	0	0	0	28	13.2
at Florida*	1/4	*	28	4	10	.400	3	5	.600	0	0	.000	2	4	6	3.9	3	1	1	0	0	11	13.0
MISSISSIPPI STATE*	1/8		19	2	10	.200	2	6	.333	4	5	.800	0	2	2	3.8	0	1	0	0	0	10	12.8
at Kentucky*	1/11		18	1	4	.250	0	1	.000	0	0	.000	1	3	4	3.8	0	0	0	0	0	2	12.1
AUBURN*	1/15	*	32	3	6	.500	0	3	.000	3	3	1.000	0	6	6	3.9	1	1	5	1	0	9	11.9
MISSOURI*	1/18	*	30	5	12	.417	3	9	.333	4	4	1.000	1	2	3	3.9	1	3	1	1	0	17	12.2
at Vanderbilt*	1/22	*	29	3	8	.375	2	6	.333	7	8	.875	0	7	7	4.1	3	1	2	1	0	15	12.3
KANSAS STATE	1/25	*	31	3	6	.500	2	5	.400	3	4	.750	0	7	7	4.2	1	2	3	0	0	11	12.3
at LSU*	1/29	*	38	7	19	.368	5	14	.357	2	2	1.000	0	3	3	4.2	1	1	2	0	0	21	12.7
ARKANSAS*	2/1																						
TENNESSEE*	2/4																						
at Georgia*	2/8																						
at Auburn*	2/12																						
LSU*	2/15																						
TEXAS A&M*	2/19																						
at Ole Miss*	2/22																						
at Mississippi State*	2/25																						
SOUTH CAROLINA*	2/29																						
VANDERBILT*	3/3																						
at Missouri*	3/7																						

* indicates Southeastern Conference opponent

SHACKELFORD'S CAREER STATS

YEAR	GP	GS	MIN	AVG	FG	FGA	PCT	3FG	3FGA	PCT	FT	FTA	PCT	OFF	DEF	TOT	AVG	PF	FO	AST	TO	BLK	STL	PTS	AVG
2019-20	20	8	538	26.9	76	200	.380	44	134	.328	58	69	.841	16	67	83	4.2	28	0	28	30	2	11	254	12.7
TOTAL	20	8	538	26.9	76	200	.380	44	134	.328	58	69	.841	16	67	83	4.2	28	0	28	30	2	11	254	12.7

SHACKELFORD'S CAREER SEC STATS

YEAR	GP	GS	MIN	AVG	FG	FGA	PCT	3FG	3FGA	PCT	FT	FTA	PCT	OFF	DEF	TOT	AVG	PF	FO	AST	TO	BLK	STL	PTS	AVG
2019-20	7	5	194	27.7	25	69	.362	15	44	.341	20	22	.909	4	27	31	4.4	9	0	8	11	0	3	85	12.1
TOTAL	7	5	194	27.7	25	69	.362	15	44	.341	20	22	.909	4	27	31	4.4	9	0	8	11	0	3	85	12.1



11 James Bolden

GRADUATE

Guard • 6-0 • 170 • Covington, Ky.
Holmes HS/West Virginia

CAREER HIGHS

Points	35	Oklahoma State (2/10/18)
Rebounds	8	2x, last vs. Lehigh (12/30/18)
Assists	5	3x, last vs. Lehigh (12/30/18)
Steals	4	Kansas (1/9/19)
Blocks	2	Baylor (3/8/18)
Minutes	35	Oklahoma State (1/12/19)
Field Goals	10	Oklahoma State (1/12/19)
FG Att.	17	Oklahoma State (1/12/19)
3-Point FG	6	vs. Southern Miss (11/29/19)
3-Point Att.	11	Kansas State (11/10/17)
Free Throws	10	Baylor (1/21/19)
FT Att.	10	Baylor (1/21/19)

2019-20 SEASON HIGHS

Points	23	vs. Southern Miss (11/29/19)
Rebounds	5	vs. Penn (11/5/19)
Assists	3	2x, last vs. Kentucky (1/11/20)
Steals	2	2x, last vs. Kansas State (1/25/20)
Blocks	1	2x, last vs. Mississippi State (1/8/20)
Minutes	34	vs. Florida (1/4/20)
Field Goals	6	vs. Southern Miss (11/29/19)
FG Att.	11	vs. Kentucky (1/11/20)
3-Point FG	6	vs. Southern Miss (11/29/19)
3-Point Att.	8	2x, last vs. Florida (1/4/20)
Free Throws	7	vs. Florida (1/4/20)
FT Att.	8	vs. Florida (1/4/20)

MISCELLANEOUS STATS

CATEGORY	2019-20	CAREER
Double-digit scoring	7	39
20+ point games	1	5
Double-digit rebounding		
Double-doubles		
Led UA in scoring	2	2
Led UA in rebounding		NA
Led UA in three-pointers	1	1
Led UA in assists		NA
Led UA in steals	2	2
Led UA in blocks		NA
5+ assist games		3
3+ three-pointers	1	18
3+ steal games		4
3+ block games		

CAREER ACCOLADES

- Academic All-Big 12 Second Team (2017, 2018, 2019)
- Big 12 Commissioner's Honor Roll
- Garrett Ford Academic Honor Roll

2019-20 SEASON HIGHLIGHTS

- Did not play at LSU due to illness
- Ranks second on the team in 3FG% and fourth in threes made
- Came off the bench to lead the Tide in scoring with a season-high 23 points while knocking down a career-best 6-of-8 threes in the win against Southern Miss (11/29)
- Led the team in scoring with 15 points while registering 3 boards and an assist against Penn State (12/14)
- Finished with 15 points while registering 3 rebounds and an assist vs. Florida (1/4)
- Grabbed 11 points and 2 rebounds against Auburn (1/15)
- Scored 11 points while registering 2 boards and an assist against Mississippi State (1/8)
- Came off the bench to record 10 points and 2 assists against Penn (11/5)
- Grabbed 9 points, a rebound and an assist off the bench against Samford (12/18)
- Finished with 8 points and 2 assists against Missouri (1/18)
- A three-time Academic All-Big 12 Men's Basketball Second Team honoree
- Played in 82 career games at West Virginia, starting 15 times, and finished his Mountaineer career with 635 points (7.7 ppg), while knocking down 210-of-492 (.427) field goals and 121-of-303 (.399) three-pointers
- Played in 18 games while making 12 starts as a junior before an ankle injury sidelined him for the team's final 18 contests
- Ranked second on the team with 12.2 points per game, while adding 2.6 assists, 2.6 rebounds and 1.1 steals in 21.4 minutes per game
- Finished his junior season shooting 40.9 percent (70-of-171) from the field, 34.9 percent (30-of-86) from beyond the arc and a team-leading 82.0 percent (50-of-61) from the charity stripe
- Scored a career-best 31 points on 10-of-17 shooting from the field and 4-of-9 from deep in a win over Oklahoma State (1/12/19)



BOLDEN'S 2019-20 GAME-BY-GAME STATS

Opponent	Date	GS	Min	FG	FGA	Pct	3FG	FGA	Pct	FT	FTA	Pct	Off	Def	Tot	Avg	PF	A	TO	Stl	Blk	Pts	Avg
PENN	11/5		26	3	10	.300	2	5	.400	2	2	1.000	3	2	5	5.0	3	2	1	2	0	10	10.0
FLORIDA ATLANTIC	11/11	*	12	1	3	.333	1	3	.333	0	0	.000	0	0	0	2.5	5	1	1	1	0	3	6.5
at Rhode Island	11/15	*	23	2	7	.286	0	4	.000	0	1	.000	2	1	3	2.7	5	0	4	0	1	4	5.7
FURMAN	11/19																						
North Carolina	11/27		18	1	4	.250	1	3	.333	0	0	.000	0	1	1	1.3	2	3	1	0	0	3	5.0
Iowa State	11/28		20	4	10	.400	2	4	.500	0	0	.000	1	1	2	2.2	2	0	1	0	0	10	6.0
Southern Miss	11/29		21	6	9	.666	6	8	.750	5	7	.714	1	1	2	2.2	5	2	1	1	0	23	8.8
STEPHEN F. AUSTIN	12/6																						
at Penn State	12/14		26	5	10	.500	2	4	.500	3	3	1.00	2	1	3	2.3	3	1	1	0	0	15	9.7
at Samford	12/18		18	4	9	.444	1	5	.200	0	0	.000	1	0	1	2.1	3	1	2	0	0	9	9.6
Belmont	12/21		17	1	4	.250	1	2	.500	0	0	.000	1	0	1	2.0	1	0	3	0	0	3	8.9
RICHMOND	12/29		24	2	7	.286	1	4	.250	0	0	.000	0	2	2	2.0	3	2	2	0	0	5	8.5
at Florida*	1/4		34	3	10	.300	2	8	.250	7	8	.875	0	3	3	2.1	4	1	1	0	0	15	9.1
MISSISSIPPI STATE*	1/8		19	4	5	.800	2	2	1.00	1	1	1.00	1	1	2	2.1	4	1	1	1	1	11	9.3
at Kentucky*	1/11		18	2	11	.182	0	6	.000	0	0	.000	0	1	1	2.0	1	3	0	1	0	4	8.8
AUBURN*	1/15		20	2	7	.286	1	2	.500	6	6	1.00	0	2	2	2.0	4	0	1	1	0	11	9.0
MISSOURI*	1/18		8	1	3	.333	1	3	.333	5	6	.833	0	1	1	1.9	5	2	1	0	0	8	8.9
at Vanderbilt*	1/22		22	2	6	.333	2	4	.500	0	2	.000	0	2	2	1.9	3	0	3	0	0	6	8.8
KANSAS STATE	1/25		18	0	1	.000	0	1	.000	3	3	1.00	0	1	1	1.9	3	1	2	2	0	3	8.4
at LSU*	1/29																						
ARKANSAS*	2/1																						
TENNESSEE*	2/4																						
at Georgia*	2/8																						
at Auburn*	2/12																						
LSU*	2/15																						
TEXAS A&M*	2/19																						
at Ole Miss*	2/22																						
at Mississippi State*	2/25																						
SOUTH CAROLINA*	2/29																						
VANDERBILT*	3/3																						
at Missouri*	3/7																						


* indicates Southeastern Conference opponent

BOLDEN'S CAREER STATS

YEAR	GP	GS	MIN	AVG	FG	FGA	PCT	3FG	3FGA	PCT	FT	FTA	PCT	OFF	DEF	TOT	AVG	PF	FO	AST	TO	BLK	STL	PTS	AVG
2016-17	27	0	156	5.8	32	69	.464	22	49	.449	8	14	.571	7	14	21	0.8	21	0	8	9	1	8	94	3.5
2017-18	37	3	637	17.2	108	252	.429	69	168	.411	36	43	.837	25	45	70	1.9	76	2	39	36	8	34	321	8.7
2018-19	18	12	385	21.4	70	171	.409	30	86	.349	50	61	.820	21	26	47	2.6	46	4	45	39	3	19	220	12.2
2019-20	17	2	344	20.2	43	116	.371	25	68	.368	32	39	.821	12	20	32	1.9	56	4	20	25	2	9	143	8.4
TOTAL	99	17	1522	15.4	253	608	.416	146	371	.394	126	157	.803	65	105	170	1.7	199	10	112	109	14	70	778	7.9

BOLDEN'S CAREER SEC STATS

YEAR	GP	GS	MIN	AVG	FG	FGA	PCT	3FG	3FGA	PCT	FT	FTA	PCT	OFF	DEF	TOT	AVG	PF	FO	AST	TO	BLK	STL	PTS	AVG
2019-20	6	0	121	20.2	14	42	.333	8	25	.320	19	23	.826	1	10	11	1.8	21	1	7	7	1	3	55	9.2
TOTAL	6	0	121	20.2	14	42	.333	8	25	.320	19	23	.826	1	10	11	1.8	21	1	7	7	1	3	55	9.2



12 Jaylen Forbes

FRESHMAN

Guard • 6-4 • 186 • Florence, Miss.
Florence HS

CAREER HIGHS

Points	7	vs. LSU (1/29/20)
Rebounds	8	vs. Penn (11/5/19)
Assists	1	4x, last vs. Belmont (12/21/19)
Steals	1	vs. Missouri (1/18/20)
Blocks	1	2x, last vs. Belmont (12/21/19)
Minutes	17	2x, last vs. Florida Atlantic (11/5/19)
Field Goals	3	vs. LSU (1/29/20)
FG Att.	8	vs. LSU (1/29/20)
3-Point FG	1	6x, last vs. LSU (1/29/20)
3-Point Att.	5	2x, last vs. LSU (1/29/20)
Free Throws	2	5x, last vs. Kansas State (1/25/20)
FT Att.	5	vs. Stephen F. Austin (12/6/19)

2019-20 SEASON HIGHS

Points	7	vs. LSU (1/29/20)
Rebounds	8	vs. Penn (11/5/19)
Assists	1	4x, last vs. Belmont (12/21/19)
Steals	1	vs. Missouri (1/18/20)
Blocks	1	2x, last vs. Belmont (12/21/19)
Minutes	17	2x, last vs. Florida Atlantic (11/5/19)
Field Goals	3	vs. LSU (1/29/20)
FG Att.	8	vs. LSU (1/29/20)
3-Point FG	1	6x, last vs. LSU (1/29/20)
3-Point Att.	5	2x, last vs. LSU (1/29/20)
Free Throws	2	5x, last vs. Kansas State (1/25/20)
FT Att.	5	vs. Stephen F. Austin (12/6/19)

MISCELLANEOUS STATS

CATEGORY	2019-20	CAREER
Double-digit scoring		
20+ point games		
Double-digit rebounding		
Double-doubles		
Led UA in scoring		
Led UA in rebounding	1	1
Led UA in three-pointers		
Led UA in assists		
Led UA in steals		
Led UA in blocks		
5+ assist games		
3+ three-pointers		
3+ steal games		
3+ block games		

2019-20 SEASON HIGHLIGHTS

- Has seen action in all but one game this season
- Earned a career-high 7 points, shooting 3-of-8 from the field, while grabbing 3 boards against LSU (1/29)
- Snagged a season-high 5 points to go along with 4 rebounds and an assist against Iowa State at the Battle 4 Atlantis Tournament (11/28)
- Earned first career start and tallied 2 rebounds against Florida Atlantic (11/11)
- Tied his career high of 5 points while collecting 4 rebounds against Penn State (12/14)
- Collected 4 rebounds and finished with 3 points against Furman (11/19)
- Snagged 2 rebounds and scored 3 points against Stephen F. Austin (12/6)
- Made collegiate debut and collected 2 points and a team-leading 8 rebounds in 17 minutes of action vs. Penn (11/5)
- Scored 6 points and grabbed 3 rebounds in the exhibition victory over Georgia Tech (10/27)
- Four-star prospect ranked the No. 18 shooting guard and the No. 84 player overall by ESPN.com
- Ranked No. 2 player in Mississippi according to ESPN.com
- The top scorer in Florence High School program history, and maintained career averages of 25.1 points, 6.6 rebounds and 1.2 steals per game throughout his prep career under head coach Darrin Chancellor
- A 2019 first team all-state honoree by both the Clarion Ledger and USA Today as he averaged 23.0 points, 9.1 rebounds and 2.1 assists per game



FORBES' 2019-20 GAME-BY-GAME STATS

Opponent	Date	GS	Min	FG	FGA	Pct	3FG	FGA	Pct	FT	FTA	Pct	Off	Def	Tot	Avg	PF	A	TO	Stl	Blk	Pts	Avg
PENN	11/5		17	1	2	.500	0	1	.000	0	0	.000	3	5	8	8.0	2	0	1	0	0	2	2.0
FLORIDA ATLANTIC	11/11	*	17	0	4	.000	0	4	.000	0	0	.000	1	1	2	5.0	0	0	1	0	0	0	1.0
at Rhode Island	11/15		6	0	0	.000	0	0	.000	0	0	.000	0	2	2	4.0	0	1	0	0	1	0	0.7
FURMAN	11/19		13	1	3	.333	0	2	.000	1	2	.5000	0	4	4	4.0	2	1	2	0	0	3	1.3
North Carolina	11/27		6	0	1	.000	0	1	.000	0	0	.000	0	0	0	3.2	1	0	0	0	0	0	1.0
Iowa State	11/28		12	2	3	.666	1	2	.500	0	0	.000	2	2	4	3.3	2	1	0	0	0	5	1.6
Southern Miss	11/29		10	1	1	1.00	1	1	1.00	0	0	.000	0	1	1	3.0	2	1	3	0	0	3	1.9
STEPHEN F. AUSTIN	12/6		13	1	5	.200	0	2	.000	2	5	.400	0	2	2	2.9	2	0	2	0	0	3	2.1
at Penn State	12/14		9	1	2	.500	1	2	.500	2	2	1.00	1	3	4	3.0	1	0	0	0	0	5	2.4
at Samford	12/18		7	1	1	1.00	0	0	.000	0	0	.000	1	0	1	2.8	1	0	1	0	0	2	2.4
Belmont	12/21		6	1	3	.333	0	2	.000	0	0	.000	0	1	1	2.6	2	1	0	0	1	2	2.4
RICHMOND	12/29		5	0	1	.000	0	1	.000	2	2	1.00	0	1	1	2.5	0	0	0	0	0	2	2.3
at Florida*	1/4																						
MISSISSIPPI STATE*	1/8		10	1	2	.500	1	2	.500	2	2	1.00	1	2	3	2.5	4	0	1	0	0	5	2.5
at Kentucky*	1/11		3	1	1	1.00	1	1	1.00	0	0	.000	0	0	0	2.4	0	0	0	0	0	3	2.6
AUBURN*	1/15		6	0	3	.000	0	3	.000	0	0	.000	0	1	1	2.3	0	0	0	0	0	0	2.4
MISSOURI*	1/18		13	1	5	.200	1	5	.200	0	0	.000	1	0	1	2.2	3	0	1	1	0	3	2.4
at Vanderbilt*	1/22		9	0	1	.000	0	1	.000	0	1	.000	0	3	3	2.2	1	0	0	0	0	0	2.3
KANSAS STATE	1/25		4	0	1	.000	0	0	.000	2	2	1.00	1	0	1	2.2	1	0	0	0	0	2	2.3
at LSU*	1/29		14	3	8	.375	1	5	.200	0	0	.000	1	2	3	2.2	1	0	1	0	0	7	2.5
ARKANSAS*	2/1																						
TENNESSEE*	2/4																						
at Georgia*	2/8																						
at Auburn*	2/12																						
LSU*	2/15																						
TEXAS A&M*	2/19																						
at Ole Miss*	2/22																						
at Mississippi State*	2/25																						
SOUTH CAROLINA*	2/29																						
VANDERBILT*	3/3																						
at Missouri*	3/7																						

* indicates Southeastern Conference opponent

FORBES' CAREER STATS

YEAR	GP	GS	MIN	AVG	FG	FGA	PCT	3FG	3FGA	PCT	FT	FTA	PCT	OFF	DEF	TOT	AVG	PF	FO	AST	TO	BLK	STL	PTS	AVG
2019-20	19	1	180	9.5	15	47	.319	7	35	.200	11	16	.688	12	30	42	2.2	25	0	5	13	2	1	48	2.5
TOTAL	19	1	180	9.5	15	47	.319	7	35	.200	11	16	.688	12	30	42	2.2	25	0	5	13	2	1	48	2.5

FORBES' CAREER SEC STATS

YEAR	GP	GS	MIN	AVG	FG	FGA	PCT	3FG	3FGA	PCT	FT	FTA	PCT	OFF	DEF	TOT	AVG	PF	FO	AST	TO	BLK	STL	PTS	AVG
2019-20	6	0	55	9.2	6	20	.300	4	17	.235	2	3	.667	3	8	11	1.8	9	0	0	3	0	1	18	3.0
TOTAL	6	0	55	9.2	6	20	.300	4	17	.235	2	3	.667	3	8	11	1.8	9	0	0	3	0	1	18	3.0



15 Tyler Barnes

JUNIOR

Forward • 6-8 • 205 • Louisville, Ky.
St. Xavier HS

CAREER HIGHS

Points		
Rebounds	4	vs. FAU (11/11/19)
Assists		
Steals	1	vs. Villanova (3/17/18)
Blocks	1	vs. Ole Miss (1/22/19)
Minutes	3	2x, last vs. FAU (11/11/19)
Field Goals		
FG Att.	1	3x, last vs. Ole Miss (1/22/19)
3-Point FG		
3-Point Att.	1	vs. Texas A&M (12/30/17)
Free Throws		
FT Att.		

2019-20 SEASON HIGHS

Points		
Rebounds	4	vs. FAU (11/11/19)
Assists		
Steals		
Blocks		
Minutes	3	vs. FAU (11/11/19)
Field Goals		
FG Att.		
3-Point FG		
3-Point Att.		
Free Throws		
FT Att.		

MISCELLANEOUS STATS

CATEGORY	2019-20	CAREER
Double-digit scoring		
20+ point games		
Double-digit rebounding		
Double-doubles		
Led UA in scoring		
Led UA in rebounding		
Led UA in three-pointers		
Led UA in assists		
Led UA in steals		
Led UA in blocks		
5+ assist games		
3+ three-pointers		
3+ steal games		
3+ block games		

CAREER ACCOLADES

- 2018 SEC First Year Academic Honor Roll
- Has played in 11 career contests

2019-20 SEASON HIGHLIGHTS

- Saw his second SEC game of the season against Auburn (1/15)
- Saw one minute of action against Mississippi State (1/9)
- Saw one minute of action in the win against Southern Miss at the Battle 4 Atlantis Tournament (11/29)
- Saw one minute of action against Iowa State in the Battle 4 Atlantis Tournament (11/28)
- Registered 3 minutes of action, recording a career-high 4 rebounds against FAU (11/11)



BARNES' 2019-20 GAME-BY-GAME STATS

Opponent	Date	GS	Min	FG	FGA	Pct	3FG	FGA	Pct	FT	FTA	Pct	Off	Def	Tot	Avg	PF	A	TO	Stl	Blk	Pts	Avg
PENN	11/5								DNP														
FLORIDA ATLANTIC	11/11	3		0	0	.000	0	0	.000	0	0	.000	0	4	4	4.0	1	0	0	0	0	0	0.0
at Rhode Island	11/15								DNP														
FURMAN	11/19								DNP														
North Carolina	11/27								DNP														
Iowa State	11/28	1		0	0	.000	0	0	.000	0	0	.000	0	0	0	2.0	0	0	0	0	0	0	0.0
Southern Miss	11/29	1		0	0	.000	0	0	.000	0	0	.000	0	0	0	1.3	0	0	0	0	0	0	0.0
STEPHEN F. AUSTIN	12/6								DNP														
at Penn State	12/14								DNP														
at Samford	12/18								DNP														
Belmont	12/21								DNP														
RICHMOND	12/29								DNP														
at Florida*	1/4								DNP														
MISSISSIPPI STATE*	1/8	1		0	0	.000	0	0	.000	0	0	.000	0	0	0	1.0	0	0	0	0	0	0	0.0
at Kentucky*	1/11								DNP														
AUBURN*	1/15	0		0	0	.000	0	0	.000	0	0	.000	0	0	0	0.0	0	0	0	0	0	0	0.0
MISSOURI*	1/18								DNP														
at Vanderbilt*	1/22								DNP														
KANSAS STATE	1/25								DNP														
at LSU*	1/29								DNP														
ARKANSAS*	2/1																						
TENNESSEE*	2/4																						
at Georgia*	2/8																						
at Auburn*	2/12																						
LSU*	2/15																						
TEXAS A&M*	2/19																						
at Ole Miss*	2/22																						
at Mississippi State*	2/25																						
SOUTH CAROLINA*	2/29																						
VANDERBILT*	3/3																						
at Missouri*	3/7																						

* indicates Southeastern Conference opponent

BARNES' CAREER STATS

YEAR	GP	GS	MIN	AVG	FG	FGA	PCT	3FG	3FGA	PCT	FT	FTA	PCT	OFF	DEF	TOT	AVG	PF	FO	AST	TO	BLK	STL	PTS	AVG
2017-18	4	0	7	1.8	0	1	.000	0	1	.000	0	2	.000	0	0	0	0	0	0	0	0	0	1	0	0.0
2018-19	4	0	4	1.0	0	2	.000	0	0	.000	0	0	.000	0	0	0	0.0	0	0	0	0	1	0	0	0.0
2019-20	5	0	6	1.2	0	0	.000	0	0	.000	0	0	.000	0	4	4	0.8	1	0	0	0	0	0	0	0.0
TOTAL	13	0	17	1.3	0	3	.000	0	1	.000	0	2	.000	0	4	4	0.3	1	0	0	0	1	1	0	0.0

BARNES' CAREER SEC STATS

YEAR	GP	GS	MIN	AVG	FG	FGA	PCT	3FG	3FGA	PCT	FT	FTA	PCT	OFF	DEF	TOT	AVG	PF	FO	AST	TO	BLK	STL	PTS	AVG
2017-18	3	0	4	1.3	0	1	.000	0	1	.000	0	2	.000	0	0	0	0	0	0	0	0	0	0	0	0.0
2018-19	1	0	1	1.0	0	1	.000	0	0	.000	0	0	.000	0	0	0	0.0	0	0	0	0	1	0	0	0.0
2019-20	2	0	1	0.5	0	0	.000	0	0	.000	0	0	.000	0	0	0	0.0	0	0	0	0	0	0	0	0.0
TOTAL	6	0	6	1.0	0	2	.000	0	1	.000	0	2	.000	0	0	0	0.0	0	0	0	0	1	0	0	0.0



21 Britton Johnson

SOPHOMORE

Guard • 6-4 • 182 • Mountain Brook, Ala.
Mountain Brook HS

CAREER HIGHS

Points	3	vs. Iowa State (11/28/19)
Rebounds	1	vs. Ole Miss (1/22/19)
Assists		
Steals		
Blocks	1	vs. Ole Miss (1/22/19)
Minutes	2	vs. Florida Atlantic (11/11/19)
Field Goals	1	vs. Iowa State (11/28/19)
FG Att.	1	3x, last vs. Mississippi State (1/8/20)
3-Point FG	1	vs. Iowa State (11/28/19)
3-Point Att.	1	3x, last vs. Mississippi State (1/8/20)
Free Throws		
FT Att.		

2019-20 SEASON HIGHS

Points	3	vs. Iowa State (11/28/19)
Rebounds		
Assists		
Steals		
Blocks		
Minutes	2	vs. Florida Atlantic (11/11/19)
Field Goals	1	vs. Iowa State (11/28/19)
FG Att.	1	3x, last vs. Mississippi State (1/8/20)
3-Point FG	1	vs. Iowa State (11/28/19)
3-Point Att.	1	3x, last vs. Mississippi State (1/8/20)
Free Throws		
FT Att.		

MISCELLANEOUS STATS

CATEGORY	2019-20	CAREER
Double-digit scoring		
20+ point games		
Double-digit rebounding		
Double-doubles		
Led UA in scoring		
Led UA in rebounding		
Led UA in three-pointers		
Led UA in assists		
Led UA in steals		
Led UA in blocks		
5+ assist games		
3+ three-pointers		
3+ steal games		
3+ block games		

CAREER ACCOLADES

- Has played in eight career contests

2019-20 SEASON HIGHLIGHTS

- Saw his second SEC game of the season against Auburn (1/15)
- Hit the first points of his collegiate career when he knocked down a three-pointer in the final minute of action against Iowa State in the Battle 4 Atlantis Tournament (11/28)
- Saw one minute of action against Mississippi State (1/9)
- Saw one minute of action in the win over Southern Miss (11/29)
- Saw two minutes of action against FAU (11/11)
- Had 2 steals in two minutes of action vs. Georgia Tech (10/27)



JOHNSON'S 2019-20 GAME-BY-GAME STATS

Opponent	Date	GS	Min	FG	FGA	Pct	3FG	FGA	Pct	FT	FTA	Pct	Off	Def	Tot	Avg	PF	A	TO	Stl	Blk	Pts	Avg
PENN	11/5																						
FLORIDA ATLANTIC	11/11	2		0	1	.000	0	1	.000				0	0	0	0.0	1	0	0	0	0	0	0.0
at Rhode Island	11/15																						
FURMAN	11/19																						
North Carolina	11/27																						
Iowa State	11/28	1		1	1	1.00	1	1	1.00				0	0	0	0.0	0	0	0	0	0	3	1.5
Southern Miss	11/29	1		0	0	.000	0	0	.000				0	0	0	0.0	0	0	0	0	0	0	1.0
STEPHEN F. AUSTIN	12/6																						
at Penn State	12/14																						
at Samford	12/18																						
Belmont	12/21																						
RICHMOND	12/29																						
at Florida*	1/4																						
MISSISSIPPI STATE*	1/8	1		0	1	.000	0	1	.000				0	0	0	0.0	0	0	0	0	0	0	0.8
at Kentucky*	1/11																						
AUBURN*	1/15	0		0	0	.000	0	0	.000				0	0	0	0.0	0	0	0	0	0	0	0.6
MISSOURI*	1/18																						
at Vanderbilt*	1/22																						
KANSAS STATE	1/25																						
at LSU*	1/29																						
ARKANSAS*	2/1																						
TENNESSEE*	2/4																						
at Georgia*	2/8																						
at Auburn*	2/12																						
LSU*	2/15																						
TEXAS A&M*	2/19																						
at Ole Miss*	2/22																						
at Mississippi State*	2/25																						
SOUTH CAROLINA*	2/29																						
VANDERBILT*	3/3																						
at Missouri*	3/7																						

* indicates Southeastern Conference opponent

JOHNSON'S CAREER STATS

YEAR	GP	GS	MIN	AVG	FG	FGA	PCT	3FG	3FGA	PCT	FT	FTA	PCT	OFF	DEF	TOT	AVG	PF	FO	AST	TO	BLK	STL	PTS	AVG
2018-19	5	0	3	0.6	0	0	.000	0	0	.000	0	0	.000	0	1	1	0.2	0	0	0	0	1	0	0	0.0
2019-20	5	0	5	1.0	1	3	.333	1	3	.333	0	0	.000	0	0	0	0.0	1	0	0	0	0	0	3	0.6
TOTAL	10	0	8	0.8	1	3	.333	1	3	.333	0	0	.000	0	1	1	0.1	1	0	0	0	1	0	3	0.3

JOHNSON'S CAREER SEC STATS

YEAR	GP	GS	MIN	AVG	FG	FGA	PCT	3FG	3FGA	PCT	FT	FTA	PCT	OFF	DEF	TOT	AVG	PF	FO	AST	TO	BLK	STL	PTS	AVG
2018-19	3	0	1	0.3	0	0	.000	0	0	.000	0	0	.000	0	1	1	0.3	0	0	0	0	1	0	0	0.0
2019-20	2	0	1	0.5	0	1	.000	0	1	.000	0	0	.000	0	0	0	0.0	0	0	0	0	0	0	0	0.0
TOTAL	5	0	2	0.4	0	1	.000	0	1	.000	0	0	.000	0	1	1	0.2	0	0	0	0	1	0	0	0.0



23 John Petty Jr.

JUNIOR

Guard • 6-5 • 197 • Huntsville, Ala.
Mae Jemison HS

CAREER HIGHS

Points	39	vs. Samford (12/18/19)
Rebounds	12	vs. Iowa State (11/28/19)
Assists	7	vs. Ball State (11/16/18)
Steals	3	3x, last vs. Kansas State (1/25/20)
Blocks	4	vs. Kentucky (1/11/20)
Minutes	44	vs. Florida (1/4/20)
Field Goals	12	vs. Samford (12/18/19)
FG Att.	22	vs. Iowa State (11/28/19)
3-Point FG	10	2x, last vs. Samford (12/18/19)
3-Point Att.	13	3x, last vs. Samford (12/18/19)
Free Throws	7	vs. Appalachian State (11/11/18)
FT Att.	10	vs. Appalachian State (11/11/18)

2019-20 SEASON HIGHS

Points	39	vs. Samford (12/18/19)
Rebounds	12	vs. Iowa State (11/28/19)
Assists	5	vs. Florida Atlantic (11/11/19)
Steals	3	3x, last vs. Kansas State (1/25/20)
Blocks	4	vs. Kentucky (1/11/20)
Minutes	44	vs. Florida (1/4/20)
Field Goals	12	vs. Samford (12/18/19)
FG Att.	22	vs. Iowa State (11/28/19)
3-Point FG	10	vs. Samford (12/18/19)
3-Point Att.	13	vs. Samford (12/18/19)
Free Throws	6	vs. Iowa State (11/28/19)
FT Att.	7	vs. Kansas State (1/25/20)

MISCELLANEOUS STATS

CATEGORY	2019-20	CAREER
Double-digit scoring	14	46
20+ point games	5	11
Double-digit rebounding	4	6
Double-doubles	4	4
Led UA in scoring	7	19
Led UA in rebounding	6	11
Led UA in three-pointers	12	47
Led UA in assists	1	14
Led UA in steals	5	12
Led UA in blocks	4	8
5+ assist games	1	1
3+ three-pointers	11	34
3+ steal games	3	3
3+ block games	1	1

CAREER ACCOLADES

- Currently fifth in program history in career threes made and sixth in threes attempted for his career
- Owns four separate games of hitting seven or more threes in a game in program history and is the only player in program history to achieve that feat
- A three-time SEC Player of the Week (named SEC Freshman of the Week on Nov. 20, 2017 and Jan. 1, 2018 and Player of the Week on Dec. 23, 2019)

2019-20 SEASON HIGHLIGHTS

- Leads SEC in 3-point shooting percentage and second in 3s made per game (3.2), while ranking 5th and 14th, respectively, in those categories nationally
- Became the 51st player in program history with 1,000 career points and the 32nd to do so in three years in the game against Vanderbilt (currently has 1,027 points)
- Became just the fifth player in program history with at least 200 made three-pointers for his career during the game against Kentucky (1/11)
- Named SEC Co-Player of the Week for the week of Dec. 23, to become the first since Retin Obasohan in 2015 to earn the honor
- Currently leads team in rebounding, three-point shooting and threes made per game, while ranking second in steals and double-figure scoring games
- Tied his own school record of threes made in a single game (10), leading him to a career-high 39 points and his second career double-double with 10 rebounds, 2 steals and 2 assists against Samford (12/18)
- The 39 points tied for the 10th-most points scored by a UA player in a single game in program history
- Had a then-career high in points (34) and established new career highs in rebounds (12) and field goal attempts (22), while tying his career-high 11 field goals made against Iowa State in the Battle 4 Atlantis Tournament (11/28)
- Knocked down 7-of-10 3s to go for a team high 23 points, while grabbing 3 rebounds, 2 assists and 2 rebounds against North Carolina (11/27)
- Earned his fourth double-double of the season with 23 points and 10 rebounds while also sinking 5-of-10 from deep against Vanderbilt (1/22)
- Finished with 20 points, sinking 4-of-10 of three, while registering 6 rebounds and 2 assists against Missouri (1/18)
- Had 14 points shooting 5-of-8 from the field and 4-of-7 from three to go along with 11 rebounds, 4 assists and 2 steals vs. Belmont (12/21)
- Grabbed 18 points, knocking down 4-of-7 from beyond the arc while registering 6 rebounds and 3 assists against Mississippi State (1/8)
- Led the team in scoring (19) and threes made (4) while adding 7 rebounds and 2 assists vs. Florida (1/4)
- Dropped 17 points, sinking 3-of-4 from three, to go along with 6 boards and 4 assists against Richmond (12/29)
- Went for 16 points, knocking down 3-from-6 from three point range, while adding 5 rebounds and 2 assists against Furman (11/19)

PETTY JR.'S 2019-20 GAME-BY-GAME STATS

Opponent	Date	GS	Min	FG	FGA	Pct	3FG	FGA	Pct	FT	FTA	Pct	Off	Def	Tot	Avg	PF	A	TO	Stl	Blk	Pts	Avg
PENN	11/5	*	35	3	10	.300	2	6	.333	1	4	.250	4	4	8	8.0	2	1	5	2	1	9	9.0
FLORIDA ATLANTIC	11/11	*	34	2	8	.250	0	4	.000	5	6	.833	1	7	8	8.0	1	5	6	0	1	9	9.0
at Rhode Island	11/15	*	31	2	7	.286	1	5	.200	0	2	.000	1	7	8	8.0	4	3	4	1	0	5	7.7
FURMAN	11/19	*	35	5	10	.500	3	6	.500	3	5	.600	0	5	5	7.3	2	2	1	1	1	16	9.8
North Carolina	11/27	*	36	7	11	.636	7	10	.700	2	2	1.00	0	3	3	6.4	1	2	1	2	0	23	12.4
Iowa State	11/28	*	33	11	22	.500	6	9	.667	6	6	1.00	8	4	12	7.3	2	0	3	3	1	34	16.0
Southern Miss	11/29	*	30	3	6	.500	1	4	.250	3	4	.750	2	6	8	7.4	1	2	1	0	0	10	15.1
STEPHEN F. AUSTIN	12/6	*	36	4	10	.400	4	10	.400	2	2	1.00	1	3	4	7.0	1	2	2	3	2	14	15.0
at Penn State	12/14	*	19	3	7	.429	1	4	.250	0	0	.000	2	4	6	6.9	5	0	1	0	0	7	14.1
at Samford	12/18	*	34	12	18	.667	10	13	.769	5	6	.833	0	10	10	7.2	1	2	3	2	0	39	16.6
Belmont	12/21	*	36	5	8	.625	4	7	.571	0	0	.000	1	10	11	7.5	0	4	2	2	0	14	16.4
RICHMOND	12/29	*	35	6	10	.600	3	4	.750	2	2	1.00	2	4	6	7.4	1	4	7	0	2	17	16.4
at Florida*	1/4	*	44	6	14	.429	4	10	.400	3	4	.750	0	7	7	7.4	3	2	1	1	0	19	16.6
MISSISSIPPI STATE*	1/8	*	34	6	10	.600	4	7	.571	2	2	1.00	0	6	6	7.3	0	3	1	1	0	18	16.7
at Kentucky*	1/11	*	36	6	15	.400	3	8	.375	1	2	.500	2	5	7	7.3	2	1	2	0	4	16	16.7
AUBURN*	1/15	*	35	2	9	.222	1	5	.200	2	3	.667	0	7	7	7.3	2	2	1	1	0	7	16.1
MISSOURI*	1/18	*	36	6	12	.500	4	10	.400	4	6	.667	1	5	6	7.2	1	2	3	0	1	20	16.3
at Vanderbilt*	1/22	*	35	8	14	.571	5	10	.500	2	3	.667	2	8	10	7.3	1	1	6	0	0	23	16.7
KANSAS STATE	1/25	*	31	3	6	.500	2	4	.500	3	7	.429	0	3	3	7.1	5	2	1	3	1	11	16.4
at LSU*	1/29		33	1	7	.143	0	3	.000	2	2	1.00	4	3	7	7.1	2	1	3	2	1	4	15.8
ARKANSAS*	2/1																						
TENNESSEE*	2/4																						
at Georgia*	2/8																						
at Auburn*	2/12																						
LSU*	2/15																						
TEXAS A&M*	2/19																						
at Ole Miss*	2/22																						
at Mississippi State*	2/25																						
SOUTH CAROLINA*	2/29																						
VANDERBILT*	3/3																						
at Missouri*	3/7																						

* indicates Southeastern Conference opponent

PETTY'S CAREER STATS

YEAR	GP	GS	MIN	AVG	FG	FGA	PCT	3FG	3FGA	PCT	FT	FTA	PCT	OFF	DEF	TOT	AVG	PF	FO	AST	TO	BLK	STL	PTS	AVG
2017-18	36	29	1026	28.5	123	313	.393	90	242	.372	32	45	.711	14	78	92	2.6	36	0	65	74	9	17	368	10.2
2018-19	34	17	981	28.9	118	286	.413	59	171	.345	53	75	.707	25	119	144	4.2	37	0	64	68	15	17	348	10.2
2019-20	20	19	678	33.9	101	214	.472	65	139	.468	48	68	.706	30	111	141	7.1	37	2	41	53	15	24	315	15.8
TOTAL	90	65	2685	29.8	342	813	.421	214	552	.388	133	188	.707	69	308	377	4.2	110	2	170	195	39	58	1031	11.5

PETTY'S CAREER SEC STATS

YEAR	GP	GS	MIN	AVG	FG	FGA	PCT	3FG	3FGA	PCT	FT	FTA	PCT	OFF	DEF	TOT	AVG	PF	FO	AST	TO	BLK	STL	PTS	AVG
2017-18	18	15	513	28.5	50	140	.357	39	111	.351	19	22	.864	7	39	46	2.6	19	0	33	34	6	9	158	8.8
2018-19	18	6	508	28.2	67	153	.438	33	87	.379	28	41	.683	15	59	74	4.1	20	0	32	37	10	10	195	10.8
2019-20	7	6	253	36.1	35	81	.432	21	53	.396	16	22	.727	9	41	50	7.1	11	0	12	17	6	5	107	15.3
TOTAL	43	27	1274	29.6	152	374	.406	93	251	.371	63	85	.741	31	139	170	4.0	50	0	77	88	22	24	460	10.7





25 Adam Cottrell

FRESHMAN

Guard • 6-3 • 185 • Flowery Branch, Ga.
Lakeview Academy

CAREER HIGHS

Points		
Rebounds	1	vs. Auburn (11/15/18)
Assists		
Steals		
Blocks		
Minutes	1	2x, last vs. Southern Miss (11/29/19)
Field Goals		
FG Att.		
3-Point FG		
3-Point Att.		
Free Throws		
FT Att.		

2019-20 SEASON HIGHS

Points		
Rebounds	1	vs. Auburn (11/15/18)
Assists		
Steals		
Blocks		
Minutes	1	2x, last vs. Southern Miss (11/29/19)
Field Goals		
FG Att.		
3-Point FG		
3-Point Att.		
Free Throws		
FT Att.		

MISCELLANEOUS STATS

CATEGORY	2019-20	CAREER
Double-digit scoring		
20+ point games		
Double-digit rebounding		
Double-doubles		
Led UA in scoring		
Led UA in rebounding		
Led UA in three-pointers		
Led UA in assists		
Led UA in steals		
Led UA in blocks		
5+ assist games		
3+ three-pointers		
3+ steal games		
3+ block games		

2019-20 SEASON HIGHLIGHTS

- Saw his first career SEC game against Auburn (1/15)
- Saw one minute of action in the win over Southern Miss at the Battle 4 Atlantis Tournament (11/29)
- Made his college debut seeing one minute of action vs. FAU (11/11)
- Saw one minute of action vs. Georgia Tech (10/27)
- Earned a roster spot through walk-on tryouts back in September
- Played under head coach and father Todd Cottrell at Lakeview Academy
- Was a four-year letterwinner and a two-year starter on varsity, while scoring over 1,000 points during his career
- Helped lead Lakeview to four consecutive state tournament appearances, three regional championships and a school record of 91 total wins during his four-year prep career
- Was the school's valedictorian and student body president, and was also named a National Merit Finalist in 2019



COTTRELL'S 2019-20 GAME-BY-GAME STATS

Opponent	Date	GS	Min	FG	FGA	Pct	3FG	FGA	Pct	FT	FTA	Pct	Off	Def	Tot	Avg	PF	A	TO	Stl	Blk	Pts	Avg
PENN	11/5								DNP														
FLORIDA ATLANTIC	11/11	1		0	0	.000	0	0	.000	0	0	.000	0	0	0	0.0	0	0	2	0	0	0	0.0
at Rhode Island	11/15								DNP														
FURMAN	11/19								DNP														
North Carolina	11/27								DNP														
Iowa State	11/28								DNP														
Southern Miss	11/29	1		0	0	.000	0	0	.000	0	0	.000	0	0	0	0.0	0	0	0	0	0	0	0.0
STEPHEN F. AUSTIN	12/6								DNP														
at Penn State	12/14								DNP														
at Samford	12/18								DNP														
Belmont	12/21								DNP														
RICHMOND	12/29								DNP														
at Florida*	1/4								DNP														
MISSISSIPPI STATE*	1/8								DNP														
at Kentucky*	1/11								DNP														
AUBURN*	1/15	0		0	0	.000	0	0	.000	0	0	.000	0	1	1	0.3	0	0	0	0	0	0	0.0
MISSOURI*	1/18								DNP														
at Vanderbilt*	1/22								DNP														
KANSAS STATE	1/25								DNP														
at LSU*	1/29								DNP														
ARKANSAS*	2/1																						
TENNESSEE*	2/4																						
at Georgia*	2/8																						
at Auburn*	2/12																						
LSU*	2/15																						
TEXAS A&M*	2/19																						
at Ole Miss*	2/22																						
at Mississippi State*	2/25																						
SOUTH CAROLINA*	2/29																						
VANDERBILT*	3/3																						
at Missouri*	3/7																						

* indicates Southeastern Conference opponent

COTTRELL'S CAREER STATS

YEAR	GP	GS	MIN	AVG	FG	FGA	PCT	3FG	3FGA	PCT	FT	FTA	PCT	OFF	DEF	TOT	AVG	PF	FO	AST	TO	BLK	STL	PTS	AVG
2019-20	4	0	3	0.8	0	0	.000	0	0	.000	0	0	.000	0	1	1	0.3	0	0	0	2	0	0	0	0.0
TOTAL	4	0	3	0.8	0	0	.000	0	0	.000	0	0	.000	0	1	1	0.3	0	0	0	2	0	0	0	0.0

COTTRELL'S CAREER SEC STATS

YEAR	GP	GS	MIN	AVG	FG	FGA	PCT	3FG	3FGA	PCT	FT	FTA	PCT	OFF	DEF	TOT	AVG	PF	FO	AST	TO	BLK	STL	PTS	AVG
2019-20	1	0	0	0.0	0	0	.000	0	0	.000	0	0	.000	0	1	1	1.0	0	0	0	0	0	0	0	0.0
TOTAL	1	0	0	0.0	0	0	.000	0	0	.000	0	0	.000	0	1	1	1.0	0	0	0	0	0	0	0	0.0



30 Galin Smith

JUNIOR

Forward • 6-9 • 245 • Clinton, Miss.
Clinton HS

CAREER HIGHS

Points	11	2x, last vs. Mississippi State (1/8/20)
Rebounds	8	vs. Minnesota (11/25/17)
Assists	2	2x, last vs. Mississippi State (1/8/20)
Steals	2	at Tennessee (1/19/19)
Blocks	4	at Texas A&M (3/3/18)
Minutes	29	2x, last vs. Ole Miss (3/14/19)
Field Goals	5	vs. Mississippi State (1/8/20)
FG Att.	8	vs. Mississippi State (1/8/20)
3-Point FG		
3-Point Att.		
Free Throws	4	2x, last vs. Southern (11/6/18)
FT Att.	8	vs. Ole Miss (3/14/19)

2019-20 SEASON HIGHS

Points	11	vs. Mississippi State (1/8/20)
Rebounds	5	vs. Iowa State (11/28/19)
Assists	2	2x, last vs. Mississippi State (1/8/20)
Steals	1	2x, last vs. Samford (12/18/19)
Blocks	3	3x, last vs. Stephen F. Austin (12/6/19)
Minutes	24	vs. Iowa State (11/28/19)
Field Goals	5	vs. Mississippi State (1/8/20)
FG Att.	8	vs. Mississippi State (1/8/20)
3-Point FG		
3-Point Att.		
Free Throws	3	vs. Auburn (1/15/20)
FT Att.	4	2x, last vs. Auburn (1/15/20)

MISCELLANEOUS STATS

CATEGORY	2019-20	CAREER
Double-digit scoring	1	5
20+ point games		
Double-digit rebounding		
Double-doubles		
Led UA in scoring		
Led UA in rebounding		1
Led UA in three-pointers		
Led UA in assists		
Led UA in steals		2
Led UA in blocks	6	16
5+ assist games		
3+ three-pointers		
3+ steal games		
3+ block games	3	6

CAREER ACCOLADES

- 2019 SEC Community Service Team
- 2018 SEC First Year Academic Honor Roll

2019-20 SEASON HIGHLIGHTS

- Collected a season-high 11 points to go along with four rebounds in 23 minutes of action vs. Mississippi State (1/8)
- Went for 7 points, shooting 3-of-4 from the field and grabbed 3 boards against Florida (1/4)
- Scored 4 points while registering 5 rebounds and a block against Iowa State in the Battle 4 Atlantis Tournament (11/28)
- Scored 4 points, going 2-for-2 from the field while adding an assist against Penn State (12/14)
- Dropped 6 points, going 3-for-5 from the field while grabbing 2 rebounds and a block against Rhode Island (11/15)
- Led the Tide with 3 blocks, while earning a career-high 2 assists and dropping 2 points against FAU (11/11)
- Led the Tide with 3 blocks to go along with 2 rebounds and an assist against Stephen F. Austin (12/6)
- Grabbed 4 rebounds and led the team with 2 blocks in 14 minutes of action against Penn (11/5)
- Got the start and finished with 5 points and 2 rebounds in 15 minutes of action vs. Georgia Tech (10/27)



SMITH'S 2019-20 GAME-BY-GAME STATS

Opponent	Date	GS	Min	FG	FGA	Pct	3FG	FGA	Pct	FT	FTA	Pct	Off	Def	Tot	Avg	PF	A	TO	Stl	Blk	Pts	Avg
PENN	11/5	*	14	0	0	.000	0	0	.000	0	0	.000	0	4	4	4.0	4	0	2	0	2	0	0.0
FLORIDA ATLANTIC	11/11		11	0	1	.000	0	0	.000	2	4	.500	3	1	4	4.0	5	2	1	0	3	2	1.0
at Rhode Island	11/15		13	3	5	.600	0	0	.000	0	0	.000	1	1	2	3.3	2	0	1	0	1	6	2.7
FURMAN	11/19		12	0	1	.000	0	0	.000	0	0	.000	0	1	1	2.8	4	0	3	0	3	0	2.0
North Carolina	11/27		7	0	1	.000	0	0	.000	0	0	.000	0	0	0	2.2	4	0	2	0	1	0	1.6
Iowa State	11/28	*	24	2	7	.289	0	0	.000	0	0	.000	2	3	5	2.7	0	0	2	0	1	4	2.0
Southern Miss	11/29		10	1	2	.500	0	0	.000	1	2	.500	0	0	0	2.3	0	0	0	0	0	3	2.1
STEPHEN F. AUSTIN	12/6		15	0	0	.000	0	0	.000	0	0	.000	1	1	2	2.3	0	1	0	0	3	0	1.9
at Penn State	12/14		8	2	2	1.00	0	0	.000	0	0	.000	0	0	0	2.0	2	0	0	1	0	4	2.1
at Samford	12/18		10	0	1	.000	0	0	.000	0	2	.000	1	1	2	2.0	1	0	0	1	0	0	1.9
Belmont	12/21		8	1	1	1.00	0	0	.000	0	0	.000	0	1	1	1.9	2	0	2	0	1	2	1.9
RICHMOND	12/29		16	0	0	.000	0	0	.000	0	1	.000	2	3	5	2.2	3	0	0	0	1	0	1.8
at Florida*	1/4	*	13	3	4	.750	0	0	.000	1	2	.500	2	1	3	2.2	5	0	2	0	0	7	2.2
MISSISSIPPI STATE*	1/8	*	23	5	8	.625	0	0	.000	1	2	.500	2	2	4	2.4	1	2	0	0	1	11	2.8
at Kentucky*	1/11	*	14	2	5	.400	0	0	.000	0	0	.000	1	0	1	2.3	3	0	0	0	0	4	2.9
AUBURN*	1/15		7	0	0	.000	0	0	.000	3	4	.750	0	0	0	2.1	3	0	1	0	0	3	2.9
MISSOURI*	1/18		15	0	0	.000	0	0	.000	0	0	.000	1	2	3	2.2	1	0	0	0	2	0	2.7
at Vanderbilt*	1/22		12	1	1	1.00	0	0	.000	1	2	.500	3	1	4	2.3	1	0	0	0	0	3	2.7
KANSAS STATE	1/25		15	1	1	1.00	0	0	.000	1	2	.500	1	3	4	2.4	2	0	0	0	0	3	2.7
at LSU*	1/29	*	11	1	3	.333	0	0	.000	0	2	.000	1	2	3	2.4	1	0	1	0	1	2	2.7
ARKANSAS*	2/1																						
TENNESSEE*	2/4																						
at Georgia*	2/8																						
at Auburn*	2/12																						
LSU*	2/15																						
TEXAS A&M*	2/19																						
at Ole Miss*	2/22																						
at Mississippi State*	2/25																						
SOUTH CAROLINA*	2/29																						
VANDERBILT*	3/3																						
at Missouri*	3/7																						

* indicates Southeastern Conference opponent

SMITH'S CAREER STATS

YEAR	GP	GS	MIN	AVG	FG	FGA	PCT	3FG	3FGA	PCT	FT	FTA	PCT	OFF	DEF	TOT	AVG	PF	FO	AST	TO	BLK	STL	PTS	AVG
2017-18	33	3	398	12.1	42	67	.627	0	0	.000	9	32	.281	29	38	67	2.0	54	2	3	23	24	2	93	2.8
2018-19	30	10	392	13.1	47	90	.522	0	0	.000	20	45	.444	29	37	66	2.2	54	0	3	32	14	3	114	3.8
2019-20	20	6	258	12.9	22	43	.512	0	0	.000	10	23	.435	21	27	48	2.4	44	2	5	16	20	2	54	2.7
TOTAL	83	19	1048	12.6	111	200	.555	0	0	.000	39	100	.390	79	102	181	2.2	152	4	11	71	58	7	261	3.1

SMITH'S CAREER SEC STATS

YEAR	GP	GS	MIN	AVG	FG	FGA	PCT	3FG	3FGA	PCT	FT	FTA	PCT	OFF	DEF	TOT	AVG	PF	FO	AST	TO	BLK	STL	PTS	AVG
2017-18	17	0	200	11.8	17	30	.567	0	0	.000	0	10	.000	12	16	28	1.6	27	1	1	15	15	1	34	2.0
2018-19	14	0	129	9.2	18	35	.514	0	0	.000	7	17	.412	14	10	24	1.7	20	0	0	13	3	3	43	3.1
2019-20	7	4	95	13.6	12	21	.571	0	0	.000	6	12	.500	10	8	18	2.6	15	1	2	4	4	0	30	4.3
TOTAL	38	4	424	11.2	47	86	.547	0	0	.000	13	39	.333	36	34	70	1.8	62	2	3	32	22	4	107	2.8



34 Sam Okauru

FRESHMAN

Guard • 6-5 • 200 • Raleigh, N.C.
Tilton School

CAREER HIGHS

Points	
Rebounds	
Assists	
Steals	
Blocks	1 vs. Auburn (1/15/18)
Minutes	1 vs. Florida Atlantic (11/11/19)
Field Goals	
FG Att.	
3-Point FG	
3-Point Att.	
Free Throws	
FT Att.	

2019-20 SEASON HIGHS

Points	
Rebounds	
Assists	
Steals	
Blocks	1 vs. Auburn (1/15/18)
Minutes	1 vs. Florida Atlantic (11/11/19)
Field Goals	
FG Att.	
3-Point FG	
3-Point Att.	
Free Throws	
FT Att.	

MISCELLANEOUS STATS

CATEGORY	2019-20	CAREER
Double-digit scoring		
20+ point games		
Double-digit rebounding		
Double-doubles		
Led UA in scoring		
Led UA in rebounding		
Led UA in three-pointers		
Led UA in assists		
Led UA in steals		
Led UA in blocks	1	1
5+ assist games		
3+ three-pointers		
3+ steal games		
3+ block games		

2019-20 SEASON HIGHLIGHTS

- Made his collegiate debut seeing one minute of action against FAU (11/11)
- Saw his first career SEC game and grabbed one block against Auburn (1/15)
- Saw one minute of action vs. Georgia Tech (10/27)
- Earned a roster spot through walk-on tryouts back in September
- Played under head coach Marcus O'Neil at Tilton
- Selected to the TISAC All-Conference team in 2016 and 2017
- Ranked as one of the top-10 scorers for the entire state of North Carolina when he averaged 26.0 points per contest as a senior
- Was also ranked as the top scorer in Wake and Orange County



OKAURU'S 2019-20 GAME-BY-GAME STATS

Opponent	Date	GS	Min	FG	FGA	Pct	3FG	FGA	Pct	FT	FTA	Pct	Off	Def	Tot	Avg	PF	A	TO	Stl	Blk	Pts	Avg
PENN	11/5								DNP														
FLORIDA ATLANTIC	11/11	1		0	0	.000	0	0	.000	0	0	.000	0	0	0	0.0	0	0	0	0	0	0	0.0
at Rhode Island	11/15								DNP														
FURMAN	11/19								DNP														
North Carolina	11/27								DNP														
Iowa State	11/28								DNP														
Southern Miss	11/29								DNP														
STEPHEN F. AUSTIN	12/6								DNP														
at Penn State	12/14								DNP														
at Samford	12/18								DNP														
Belmont	12/21								DNP														
RICHMOND	12/29								DNP														
at Florida*	1/4								DNP														
MISSISSIPPI STATE*	1/8								DNP														
at Kentucky*	1/11								DNP														
AUBURN*	1/15	0		0	0	.000	0	0	.000	0	0	.000	0	0	0	0.0	0	0	0	0	1	0	0.0
MISSOURI*	1/18								DNP														
at Vanderbilt*	1/22								DNP														
KANSAS STATE	1/25								DNP														
at LSU*	1/29								DNP														
ARKANSAS*	2/1								DNP														
TENNESSEE*	2/4								DNP														
at Georgia*	2/8								DNP														
at Auburn*	2/12								DNP														
LSU*	2/15								DNP														
TEXAS A&M*	2/19								DNP														
at Ole Miss*	2/22								DNP														
at Mississippi State*	2/25								DNP														
SOUTH CAROLINA*	2/29								DNP														
VANDERBILT*	3/3								DNP														
at Missouri*	3/7								DNP														

* indicates Southeastern Conference opponent

OKAURU'S CAREER STATS

YEAR	GP	GS	MIN	AVG	FG	FGA	PCT	3FG	3FGA	PCT	FT	FTA	PCT	OFF	DEF	TOT	AVG	PF	FO	AST	TO	BLK	STL	PTS	AVG
2019-20	2	0	1	0.5	0	0	.000	0	0	.000	0	0	.000	0	0	0	0.0	0	0	0	0	1	0	0	0.0
TOTAL	2	0	1	0.5	0	0	.000	0	0	.000	0	0	.000	0	0	0	0.0	0	0	0	0	1	0	0	0.0

OKAURU'S CAREER SEC STATS

YEAR	GP	GS	MIN	AVG	FG	FGA	PCT	3FG	3FGA	PCT	FT	FTA	PCT	OFF	DEF	TOT	AVG	PF	FO	AST	TO	BLK	STL	PTS	AVG
2019-20	1	0	0	0.0	0	0	.000	0	0	.000	0	0	.000	0	0	0	0.0	0	0	0	0	1	0	0	0.0
TOTAL	1	0	0	0.0	0	0	.000	0	0	.000	0	0	.000	0	0	0	0.0	0	0	0	0	1	0	0	0.0



35 Raymond Hawkins

FRESHMAN

Forward/Center • 6-9 • 240 • Oakland, Calif.
Findlay Prep (Nev.)

CAREER HIGHS

Points	
Rebounds	
Assists	
Steals	
Blocks	
Minutes	1 3x, last vs. Southern Miss (11/29/19)
Field Goals	
FG Att.	
3-Point FG	
3-Point Att.	
Free Throws	
FT Att.	

2019-20 SEASON HIGHS

Points	
Rebounds	
Assists	
Steals	
Blocks	
Minutes	1 3x, last vs. Southern Miss (11/29/19)
Field Goals	
FG Att.	
3-Point FG	
3-Point Att.	
Free Throws	
FT Att.	

MISCELLANEOUS STATS

CATEGORY	2019-20	CAREER
Double-digit scoring		
20+ point games		
Double-digit rebounding		
Double-doubles		
Led UA in scoring		
Led UA in rebounding		
Led UA in three-pointers		
Led UA in assists		
Led UA in steals		
Led UA in blocks		
5+ assist games		
3+ three-pointers		
3+ steal games		
3+ block games		

2019-20 SEASON HIGHLIGHTS

- Saw action against Auburn (1/15)
- Saw his first career SEC game against Mississippi State (1/9)
- Saw one minute of action in the win against Southern Miss at the Battle 4 Atlantis Tournament (11/29)
- Saw one minute of action against Iowa State (11/28)
- Made his college debut seeing one minute of action against FAU (11/11)
- Became the first official signee of the Nate Oats era at Alabama
- Four-star recruit according to ESPN.com, while 247Sports ranked him as a three-star prospect and No. 3 in the state of Nevada
- Played his high school ball at Bishop O'Dowd High School in Oakland, Calif, under head coach Lou Richie from 2016-18 before transferring to Findlay Prep in Henderson, Nev., for his final year
- In his lone season at Findlay Prep under head coach Rodney Haddix, he averaged 14.9 points, 5.9 rebounds and 1.1 assists per game while shooting 60 percent from the field



HAWKINS' 2019-20 GAME-BY-GAME STATS

Opponent	Date	GS	Min	FG	FGA	Pct	3FG	FGA	Pct	FT	FTA	Pct	Off	Def	Tot	Avg	PF	A	TO	Stl	Blk	Pts	Avg
PENN	11/5																						
FLORIDA ATLANTIC	11/11	1		0	0	.000	0	0	.000	0	0	.000	0	0	0	0.0	1	0	1	0	0	0	0.0
at Rhode Island	11/15																						
FURMAN	11/19																						
North Carolina	11/27																						
Iowa State	11/28	1		0	0	.000	0	0	.000	0	0	.000	0	0	0	0.0	0	0	0	0	0	0	0.0
Southern Miss	11/29	1		0	0	.000	0	0	.000	0	0	.000	0	0	0	0.0	1	0	0	0	0	0	0.0
STEPHEN F. AUSTIN	12/6																						
at Penn State	12/14																						
at Samford	12/18																						
Belmont	12/21																						
RICHMOND	12/29																						
at Florida*	1/4																						
MISSISSIPPI STATE*	1/8	1		0	0	.000	0	0	.000	0	0	.000	0	0	0	0.0	0	0	0	0	0	0	0.0
at Kentucky*	1/11																						
AUBURN*	1/15	0		0	0	.000	0	0	.000	0	0	.000	0	0	0	0.0	0	0	0	0	0	0	0.0
MISSOURI*	1/18																						
at Vanderbilt*	1/22																						
KANSAS STATE	1/25																						
at LSU*	1/29																						
ARKANSAS*	2/1																						
TENNESSEE*	2/4																						
at Georgia*	2/8																						
at Auburn*	2/12																						
LSU*	2/15																						
TEXAS A&M*	2/19																						
at Ole Miss*	2/22																						
at Mississippi State*	2/25																						
SOUTH CAROLINA*	2/29																						
VANDERBILT*	3/3																						
at Missouri*	3/7																						

* indicates Southeastern Conference opponent

HAWKINS' CAREER STATS

YEAR	GP	GS	MIN	AVG	FG	FGA	PCT	3FG	3FGA	PCT	FT	FTA	PCT	OFF	DEF	TOT	AVG	PF	FO	AST	TO	BLK	STL	PTS	AVG
2019-20	5	0	4	0.8	0	0	.000	0	0	.000	0	0	.000	0	0	0	0.0	2	0	0	1	0	0	0	0.0
TOTAL	5	0	4	0.8	0	0	.000	0	0	.000	0	0	.000	0	0	0	0.0	2	0	0	1	0	0	0	0.0

HAWKINS' CAREER SEC STATS

YEAR	GP	GS	MIN	AVG	FG	FGA	PCT	3FG	3FGA	PCT	FT	FTA	PCT	OFF	DEF	TOT	AVG	PF	FO	AST	TO	BLK	STL	PTS	AVG
2019-20	2	0	1	0.5	0	0	.000	0	0	.000	0	0	.000	0	0	0	0.0	0	0	0	0	0	0	0	0.0
TOTAL	2	0	1	0.5	0	0	.000	0	0	.000	0	0	.000	0	0	0	0.0	0	0	0	0	0	0	0	0.0

2019-20 BOX SCORES

GAME 1



Official Basketball Box Score - Final
Penn at Alabama
 11/06/19 Coleman Coliseum, Tuscaloosa
 Alabama vs. Penn

Game Time: 1:00 AM
 Game Duration: 2:16
 Attendance: 11,223

Officials: Mike Nance, R.B. Clyburn, Hunter Allen

Penn - 81

Record: 1-0

NO. Name	Min	FG M-A	3P M-A	FT M-A	Rebounds OR DR TOT	Fouls PF FD	TP	AS	TO	ST	Blocks BS BA	+/-
25 AJ Brodeur	F 36:01	8-18	1-2	2-4	3 7 10	4 9 19	4	5	0	3	2	4
00 Ryan Betley	G 33:21	3-8	2-7	4-4	1 5 6	3 1 12	0	1	1	0	0	5
3 Jordan Dingle	G 36:44	9-16	2-4	4-6	2 4 6	2 5 24	2	4	2	0	1	1
12 Devon Goodman	G 38:03	3-10	1-3	0-0	0 1 1	3 2 7	2	2	2	0	2	3
13 Eddie Scott	G 14:10	3-6	2-4	2-2	1 4 5	2 0 10	0	1	1	1	0	0
21 Bryce Washington	18:04	0-4	0-3	0-0	0 2 2	1 0 0	1	1	1	0	0	-5
11 Lucas Monroe	19:38	2-4	0-2	3-4	1 6 7	2 1 7	1	1	1	1	0	5
24 Jarrod Simmons	03:59	1-2	0-1	0-0	0 0 0	2 0 2	2	0	1	1	0	-3
Team					0 0 0		0	0	0			
Totals		29-68	8-26	15-20	8 29 37	19 18 81	10	16	8	4	5	1

Technical Fouls: NONE

Alabama - 80

Record: 0-1

NO. Name	Min	FG M-A	3P M-A	FT M-A	Rebounds OR DR TOT	Fouls PF FD	TP	AS	TO	ST	Blocks BS BA	+/-
30 Galin Smith	F 13:32	0-0	0-0	0-0	0 4 4	4 0 0	0	2	0	2	0	1
1 Herbert Jones	G 09:40	1-4	0-0	3-4	0 0 0	0 3 5	0	2	2	0	1	6
2 Kira Lewis Jr.	G 38:22	11-22	4-10	4-7	3 5 8	1 8 30	5	5	0	2	0	-4
5 Jaden Shackelford	G 30:00	6-20	3-13	1-1	3 2 5	1 1 16	1	0	0	0	0	3
23 John Petty Jr.	G 34:16	3-10	2-6	1-4	4 4 8	2 2 9	1	5	2	1	0	6
0 Javian Davis	13:32	1-2	0-0	0-0	1 1 2	3 0 2	0	2	0	0	1	-13
11 James Bolden	26:21	3-10	2-5	2-2	3 2 5	3 0 10	2	1	2	0	0	-2
3 Alex Reese	16:48	1-6	0-3	4-4	1 2 3	2 2 6	1	1	1	4	2	0
12 Jaylen Forbes	17:29	1-2	0-1	0-0	3 5 8	2 1 2	0	1	0	0	0	-6
Team					1 4 5		0	0				
Totals		27-76	11-38	15-22	19 29 48	18 19 80	10	19	10	5	4	-1

Technical Fouls: NONE

	Penn	BAMA	Points from Turnovers	Penn	BAMA	Period by Period Scoring
Biggest lead	9 (2 nd 7:45)	6 (1 st 16:55)	18	17		1st 2nd TOT
Best Scoring Run	8 (1 st 1:53)	7 (1 st 16:55)	Paint	42	30	Penn 35 46 81
Lead Changes	12		Second Chance	13	18	BAMA 35 45 80
Times Tied	4		Fast Breaks	2	9	
Time with Lead	22:25	13:59	Bench	9	20	

Shooting By Period
1 st FG% 11-36 30.6%
3PT% 7-17 41.2%
FT% 6-8 75%
2 nd FG% 16-40 40.0%
3PT% 4-21 19.0%
FT% 9-14 64.3%
GM FG% 27-76 35.5%
3PT% 11-38 28.9%
FT% 15-22 68.2%
Dead Ball Rebounds: 4, 1

GAME 2



Official Basketball Box Score - Final
Florida Atlantic at Alabama
 11/10/19 Coleman Coliseum, Tuscaloosa
 2019-20 Men's Basketball

Game Time: 1:00 AM
 Game Duration: 2:17
 Attendance: 8,117

Officials: Doug Shows, Jason Baker, Keith Patterson

Florida Atlantic - 59

Record: 1-2

NO. Name	Min	FG M-A	3P M-A	FT M-A	Rebounds OR DR TOT	Fouls PF FD	TP	AS	TO	ST	Blocks BS BA	+/-
1 MacIaw Niang	F 21:27	2-5	0-3	1-2	2 2 4	1 2 5	0	0	0	0	0	-12
12 Aleksandar Zecevic	C 17:45	3-6	0-1	0-0	2 3 5	3 2 6	0	1	1	0	0	-6
00 Cornelius Taylor	G 19:45	3-11	0-5	0-2	0 0 0	1 1 6	1	3	2	0	0	-22
11 Michael Forrest	G 20:46	2-8	1-4	0-0	0 0 0	2 0 5	1	0	0	0	2	-15
23 Richardson Maitre	G 26:53	6-14	4-9	2-2	1 6 7	0 1 18	2	0	4	1	1	-9
2 Everett Winchester	17:38	0-4	0-1	0-0	2 1 3	1 3 0	1	0	3	1	1	-15
3 Jaylen Sebre	12:31	1-4	0-1	0-0	0 1 1	1 1 2	0	1	0	0	0	-10
15 Jaiyin Ingram	12:02	1-6	0-3	0-0	2 2 0	1 1 2	0	3	0	0	0	-6
25 Karlis Silins	14:22	2-3	0-0	0-1	1 1 1	3 0 4	1	0	0	0	0	-12
13 Kenan Blackshear	12:11	1-1	0-0	0-2	1 0 1	4 1 2	1	2	0	0	0	0
35 Dardan Kapit	05:30	1-2	0-0	0-0	1 0 1	1 0 2	0	0	0	0	2	0
4 D.J. Robertson	10:14	1-4	0-1	2-3	2 1 3	2 2 4	4	1	2	0	0	5
5 Carrington McCaskill	08:56	1-1	0-0	1-5	1 1 2	0 4 3	0	0	2	0	0	7
Team					2 0 2		0	0				
Totals		24-69	5-28	6-17	14 18 32	19 18 59	11	11	15	4	5	-19

Technical Fouls: NONE

Shooting By Period
1 st FG% 10-34 29.4%
3PT% 2-15 13.3%
FT% 3-4 75%
2 nd FG% 14-35 40.0%
3PT% 3-13 23.1%
FT% 3-13 23.1%
GM FG% 24-69 34.8%
3PT% 5-28 17.9%
FT% 6-17 35.3%
Dead Ball Rebounds: 7, 3

Alabama - 78

Record: 1-1

NO. Name	Min	FG M-A	3P M-A	FT M-A	Rebounds OR DR TOT	Fouls PF FD	TP	AS	TO	ST	Blocks BS BA	+/-
0 Javian Davis	F 27:04	6-10	0-0	7-9	3 6 9	1 7 19	2	2	1	0	1	13
2 Kira Lewis Jr.	G 37:01	6-14	2-5	2-2	0 6 6	2 2 16	8	2	3	0	1	27
11 James Bolden	G 11:46	1-3	1-3	0-0	0 0 0	5 0 3	1	1	1	0	0	-2
12 Jaylen Forbes	G 16:19	0-4	0-4	0-0	1 1 2	0 1 0	0	1	0	0	0	-1
23 John Petty Jr.	G 33:39	2-8	0-4	5-6	1 7 8	1 4 9	5	6	0	1	2	20
3 Alex Reese	25:42	5-8	2-5	0-0	3 5 8	0 1 12	1	2	0	0	0	23
5 Jaden Shackelford	28:53	6-10	4-7	1-1	1 3 4	1 2 17	2	1	0	1	0	25
30 Galin Smith	11:40	0-1	0-0	2-4	3 1 4	5 2 2	2	1	0	3	0	12
15 Tyler Barnes	02:41	0-0	0-0	0-0	0 4 4	1 0 0	0	0	0	0	0	-3
21 Britton Johnson	01:34	0-1	0-1	0-0	0 0 0	1 0 0	0	0	0	0	0	-5
25 Adam Cottrell	01:16	0-0	0-0	0-0	0 0 0	0 0 0	0	0	2	0	0	-6
35 Raymond Hawkins	01:16	0-0	0-0	0-0	0 0 0	1 0 0	0	1	0	0	0	-6
34 Sam Okauru	01:09	0-0	0-0	0-0	0 0 0	0 0 0	0	0	0	0	0	-6
Team					0 0 0		0	0				
Totals		26-59	9-29	17-22	12 33 45	18 19 73	21	19	5	5	4	19

Technical Fouls: Coach 1st 8:19

	FAU	BAMA	Points from Turnovers	FAU	BAMA	Period by Period Scoring
Biggest lead	3 (1 st 18:48)	25 (2 nd 3:00)	19	11		1st 2nd TOT
Best Scoring Run	7 (1 st 8:19)	14 (2 nd 18:17)	Paint	26	34	FAU 25 34 59
Lead Changes	1		Second Chance	11	16	BAMA 43 35 78
Times Tied	1		Fast Breaks	3	8	
Time with Lead	01:19	36:17	Bench	19	31	

GAME 3



Official Basketball Box Score - Final
Alabama at Rhode Island
 11/16/19 Thomas M. Ryan Center, Kingston, R.I.
 2019-20 Men's Basketball

Game Time: 12:30 AM
 Game Duration: 2:21
 Attendance: 7,021

Officials: Jeffrey Hyde, Jamie Luckie, K.B. Burdette, Jr.

Alabama - 79

Record: 1-2

NO. Name	Min	FG M-A	3P M-A	FT M-A	Rebounds OR DR TOT	Fouls PF FD	TP	AS	TO	ST	Blocks BS BA	+/-
0 Javian Davis	F 23:16	3-7	0-0	5-5	2 5 7	4 4 11	1	2	0	0	1	-14
1 Herbert Jones	G 22:23	7-12	1-1	3-4	1 2 3	4 5 17	1	5	0	2	1	-8
2 Kira Lewis Jr.	G 39:07	8-13	1-3	4-4	1 4 5	3 4 21	4	3	3	0	2	-15
11 James Bolden	G 23:23	2-7	0-4	0-1	2 1 3	5 3 4	0	4	0	1	1	-1
23 John Petty Jr.	G 30:58	2-7	1-5	0-2	1 7 8	4 1 5	3	4	1	0	0	-11
5 Jaden Shackelford	19:56	2-7	1-6	0-0	0 1 1	0 1 5	2	3	0	0	0	-7
3 Alex Reese	22:22	4-8	2-3	0-0	0 5 5	0 0 10	4	0	0	0	0	-6
30 Galin Smith	12:31	3-5	0-0	0-0	1 1 2	2 0 6	0	1	0	1	1	-5
12 Jaylen Forbes	06:04	0-0	0-0	0-0	0 2 2	0 0 0	1	0	0	1	0	-3
Team					2 2 4		0	0				
Totals		31-66	5-22	12-16	10 30 40	22 18 79	16	22	4	5	6	-14

Technical Fouls: NONE

Rhode Island - 93

Record: 2-1

NO. Name	Min	FG	3P	FT	Rebounds	Fouls	TP	AS	TO	ST	Blocks	+/-
		M-A	M-A	M-A	OR DR TOT	PF FD					BS BA	
00 Jermaine Harris	F 13:30	1-5	0-3	0-0	0 2 2	3 2 2	2	0	2	0	1	-8
10 Cyril Langevine	F 33:28	1-5	0-0	10-12	0 5 5	4 7 12	6	5	2	3	0	15
1 Fatts Russell	G 35:56	8-18	1-4	5-5	0 5 5	3 4 22	5	1	4	1	3	3
4 Tyrese Martin	G 29:49	5-9	0-2	1-2	1 4 5	4 1 11	0	1	1	0	0	17
11 Jeff Dowlin	G 37:34	9-11	1-1	2-2	2 2 4	3 5 21	2	1	1	1	0	12
12 Dana Tate	20:59	4-6	0-1	1-3	0 3 3	0 2 9	2	2	1	0	0	6
15 Mekhi Long	08:44	1-2	1-1	0-0	0 0 0	0 0 3	0	0	1	0	0	5
21 Jacob Toppin	17:34	4-7	3-4	0-0	1 2 3	0 0 11	0	0	0	1	1	18
22 Gregory Hammond	02:26	0-0	0-0	2-2	0 1 1	1 1 2	2	0	0	0	0	2
Team					0 3 3		0	0				
Totals		33-63	6-16	21-26	4 27 31	18 22 93	15	12	13	6	5	14

Technical Fouls: NONE

	ALA	URI	Points from Turnovers	ALA	URI	Period by Period Scoring
Biggest lead	6 (1 st 17:48)	22 (1 st 4:36)	18	33		1st 2nd TOT
Best Scoring Run	11 (2 nd 13:35)	12 (2 nd 0:22)	Paint	50	38	ALA 33 46 79
Lead Changes	1		Second Chance	9	3	URI 50 43 93
Times Tied	1		Fast Breaks	17	21	
Time with Lead	04:01	35:01	Bench	21	25	

Shooting By Period
1 st FG% 18-32 56.3%
3PT% 5-11 45.5%
FT% 9-14 64.3%
2 nd FG% 15-31 48.4%
3PT% 1-5 20.0%
FT% 12-12 100%
GM FG% 33-63 52.4%
3PT% 6-16 37.5%
FT% 21-26 80.8%
Dead Ball Rebounds:

2019-20 BOX SCORES

GAME 5



Official Basketball Box Score - Final
Alabama at North Carolina
11/27/19 Atlantic Imperial Arena, Paradise Island
2019-20 Men's Basketball

Game Time: 7:30 PM
Game Duration: 2:07
Attendance: 1,405

Officials: Tony Padilla, Mike Reed, Chance Moore

Alabama - 67		Record: 2-3											
NO.	Name	Min	FG M-A	3P M-A	FT M-A	Rebounds OR DR TOT	Fouls PF FD	TP	AS	TO	ST	Blocks BS BA	+/-
0	Javian Davis	F 25:43	2-3	0-0	1-2	3 2 5	3 2 5	1	0	2	0	0	1
3	Alex Reese	F 27:15	3-10	1-5	0-2	2 7 9	3 4 7	0	1	0	0	2	1 -5
1	Herbert Jones	G 20:11	2-7	0-0	1-2	0 1 1	5 2 5	1	3	0	0	0	-3
2	Kira Lewis Jr.	G 38:23	9-23	2-7	0-0	2 3 5	4 2 20	4	5	2	1	1	-7
23	John Petty Jr.	G 36:07	7-11	7-10	2-2	0 0 3	1 3 23	2	1	2	0	0	-13
30	Galin Smith	06:22	0-1	0-0	0-0	0 0 0	4 0 0	0	0	2	0	1	-6
5	Jaden Shackelford	21:17	2-8	0-5	0-1	1 2 3	0 2 4	1	1	0	0	0	-6
11	James Bolden	18:22	1-4	1-3	0-0	0 1 1	2 4 3	3	3	1	0	0	-5
12	Jaylen Forbes	06:20	0-1	0-1	0-0	0 0 0	1 0 0	0	0	0	0	0	-1
Team						0	4	4	0	0	0		
Totals			26-68	11-31	4-9	8 23 31	23 19 67	12	14	6	4	3	-9

Technical Fouls: NONE

North Carolina - 76				Record: 5-0									
NO. Name	Min	FG M-A	3P M-A	FT M-A	Rebounds OR DR TOT	Fouls PF FD	TP	AS	TO	ST	Blocks BS BA	+/-	
5 Armando Bacot	F 26:26	5-7	0-0	2-4	6 9 15	3 7 12	1	2	0	1	0	9	
15 Garrison Brooks	F 36:01	7-13	0-0	6-8	2 5 7	3 5 20	1	5	0	1	0	9	
1 Leaky Black	G 33:52	4-9	1-1	0-0	2 7 9	2 0 9	2	2	2	1	0	14	
2 Cole Anthony	G 31:32	4-13	1-3	4-7	1 6 7	4 6 13	6	6	4	0	1	6	
4 Brandon Robinson	G 26:06	4-11	3-6	1-1	2 4 6	4 2 12	2	1	1	0	0	10	
32 Justin Pierce	16:24	2-7	0-2	0-0	2 0 2	1 0 4	1	1	1	0	1	0	
3 Andrew Platek	15:03	2-5	0-1	0-0	2 0 2	1 1 4	1	2	0	0	1	-1	
55 Christian Keeling	14:22	1-6	0-1	0-1	2 1 3	1 2 2	1	1	0	0	1	-2	
30 K.J. Smith	00:14	0-0	0-0	0-0	0 0 0	0 0 0	0	0	0	0	0	0	
Team					4 5 9		0	0					
Totals		29-71	5-14	13-21	23 37 60	19 23 76	15	20	8	3	4	9	

Technical Fouls: NONE

ALB		UNC		Points from Turnovers		Period by Period Scoring	
Biggest lead	0 (1 st 20:00)	15 (2 nd 13:52)		Turnovers	17 12	1st 2nd TOT	
Best Scoring Run	8 (1 st 3:08)	8 (2 nd 15:28)		Paint	28 40	ALB 31 36 67	
Lead Changes	0			Second Chance	7 23	UNC 37 39 76	
Times Tied	3			Fast Breaks	4 12		
Time with Lead	00:00	37:24		Bench	7 10		

GAME 6



Official Basketball Box Score - Final
Alabama at Iowa St.
11/28/19 Atlantic Imperial Arena, Paradise Island
2019-20 Men's Basketball

Game Time: 11:30 PM
Game Duration: 2:03
Attendance: 1,299

Officials: Tony Padilla, Jeb Hartness, Tim Gattis

Alabama - 89													Record: 2-4			
NO. Name	Min	FG M-A	3P M-A	FT M-A	Rebounds OR DR TOT	Fouls PF FD	TP	AS	TO	ST	Blocks BS BA	+/-				
3 Alex Reese	F 15:16	2-5	1-3	0-0	0 4 4	4 0 5	1	1	1	1	0	6				
30 Galin Smith	F 24:07	2-7	0-0	0-0	2 3 5	0 0 4	4	0	2	0	1	-2				
1 Herbert Jones	G 21:25	4-7	0-0	1-2	2 4 6	5 4 9	3	3	2	0	1	5				
2 Kira Lewis Jr.	G 33:49	3-13	0-4	2-2	2 2 4	2 1 8	5	4	1	0	2	-8				
23 John Petty Jr.	G 32:42	11-22	6-9	6-6	8 4 12	2 5 34	0	3	3	1	1	-3				
0 Javian Davis	15:05	1-2	0-0	0-0	5 6 1	4 5 1	3	7	2	1	0	-12				
5 Jaden Shackelford	21:51	1-4	1-3	1-2	0 2 2	2 1 4	1	2	1	0	0	-28				
11 James Bolden	20:11	4-10	2-4	0-0	1 1 2	2 2 10	0	1	0	0	3	-17				
12 Jaylen Forbes	12:22	2-3	1-2	0-0	2 2 4	2 0 5	1	0	0	0	0	-12				
15 Tyler Barnes	00:48	0-0	0-0	0-0	0 0 0	0 0 0	0	0	0	0	0	-1				
21 Britton Johnson	00:48	1-1	1-1	0-0	0 0 0	0 0 0	3	0	0	0	0	-1				
25 Adam Cottrell	00:48	0-0	0-0	0-0	0 0 0	0 0 0	0	0	0	0	0	-1				
35 Raymond Hawkins	00:48	0-0	0-0	0-0	0 0 0	0 0 0	0	0	0	0	0	-1				
Team					0 0 0		0	0								
Totals		31-74	12-26	15-18	18 26 44	20 16 89	13	17	8	3	8	-15				

Shooting By Period			
1st	FG%	12-37	32.4%
	3PT%	5-13	38.5%
	FT%	7-8	87.5%
2nd	FG%	19-37	51.4%
	3PT%	7-13	53.8%
	FT%	8-10	80.0%
GM FG%	31-74	41.9%	
3PT%	12-26	46.2%	
FT%	15-18	83.3%	
Dead Ball Rebounds: 2			

Technical Fouls: NONE

Iowa St. - 104				Record: 4-2										Technical Fouls: 0			
NO. Name	Min	FG M-A	3P M-A	FT M-A	Rebounds OR DR TOT	Fouls PF FD	TP	AS	TO	ST	Blocks BS BA	+/-					
12 Michael Jacobson	F 29:09	4-12	1-2	2-4	2 6 8	2 2 11	1	1	0	0	1	12					
33 Solomon Young	F 19:21	4-9	0-0	1-1	0 1 1	1 2 9	0	0	0	3	2	1					
11 Prentiss Nixon	G 29:45	5-11	2-5	3-5	1 0 1	3 5 15	1	2	2	0	0	0					
22 Tyrese Halliburton	G 33:20	7-11	4-7	5-5	3 8 11	2 3 23	9	3	0	1	0	0					
45 Rasir Bolton	G 25:26	7-11	5-7	3-3	0 1 1	1 3 22	3	5	0	0	0	13					
2 Caleb Grill	08:38	0-3	0-2	0-0	0 0 0	0 0 0	0	0	1	0	0	9					
4 George Condit	20:39	5-5	0-0	1-4	1 3 4	3 3 11	0	0	1	4	0	14					
0 Zion Griffin	06:33	1-2	0-1	0-0	1 2 3	0 1 2	0	1	0	0	0	2					
3 Tre Jackson	25:41	2-4	2-4	2-2	0 2 2	1 8 2	2	0	1	0	0	23					
23 Nate Schuster	00:48	0-0	0-0	0-0	0 0 0	0 0 0	0	0	0	0	0	1					
24 Terrence Lewis	00:40	1-1	1-1	0-0	0 0 0	0 0 0	3	0	0	0	0	0					
Team					1 3 4		0	0									
Totals		36-69	15-29	17-24	9 26 35	16 20 104	16	11	5	8	3	15					

Shooting By Period		
1st FG%	20-40	50.0%
3PT%	9-17	52.9%
FT%	2-3	66.7%
2nd FG%	16-29	55.2%
3PT%	6-12	50.0%
FT%	15-21	71.4%
GM FG%	36-69	52.2%
3PT%	15-29	51.7%
FT%	17-24	70.8%
Dead Ball Rebounds: 4		

Technical Fouls: NONE

ALB		IST		Points from Turnovers		Period by Period Scoring	
Biggest lead	10 (1 st 16:56)	20 (2 nd 12:22)		Turnovers	13 24	1st 2nd TOT	
Best Scoring Run	9 (1 st 18:24)	14 (2 nd 12:22)		Paint	36 34	ALB 36 53 89	
Lead Changes	8			Second Chance	14 4	IST 51 53 104	
Times Tied	3			Fast Breaks	12 13		
Time with Lead	10:00	28:52		Bench	29 24		

GAME 7



Official Basketball Box Score - Final
Southern Miss. at Alabama
11/30/19 Atlantic Imperial Arena, Paradise Island
2019-20 Men's Basketball

Game Time: 2:30 AM
Game Duration: 2:13
Attendance: 1,159

Officials: Mike Reed, Tim Gattis, Todd Austin

Southern Miss. - 68				Record: 2-6									
NO. Name		Min	FG M-A	3P M-A	FT M-A	Rebounds OR DR TOT	Fouls PF FD	TP	AS	TO	ST	Blocks BS BA	+/-
5 Artur Konontsk	F	17:22	2-4	2-4	2-2	0 2 2	1 2 8	0	1	1	0	0	-9
13 Boban Jacdonmi	F	12:05	2-3	0-0	0-0	3 1 4	3 0 4	0	3	0	0	0	-11
32 Leonard Harper-Baker	F	32:27	5-9	0-1	1-1	0 4 4	3 4 11	2	3	4	1	0	-11
0 Gabe Watson	G	37:19	8-13	0-1	3-3	0 2 2	1 4 19	2	3	2	0	0	-17
10 Jay Malone	G	34:04	3-6	0-2	3-4	0 4 4	4 3 9	1	2	0	0	0	-18
11 LaDarius Draine		15:51	2-8	1-4	0-0	0 0 0	1 3 5	1	1	0	0	0	-6
14 Tyler Stevenson		28:39	4-10	0-0	2-6	1 6 7	4 3 10	3	1	2	1	1	-11
20 Hunter Dean		06:03	0-0	0-0	2-4	1 0 1	0 2 0	0	0	1	0	0	3
4 David McCoy		05:56	0-0	0-0	0-0	0 0 0	2 0 2	0	2	1	0	0	3
21 Auston Leslie		07:56	0-0	0-0	0-0	1 0 1	0 0 0	0	0	0	0	0	2
15 Clay Weatherpoon		00:46	0-0	0-0	0-0	0 0 0	0 0 0	0	0	0	0	0	0
22 Bill Meade		00:46	0-0	0-0	0-0	0 0 0	0 0 0	0	0	0	0	0	0
25 Jerrod Rigby		00:46	0-0	0-0	0-0	0 0 0	0 0 0	0	0	0	0	0	0
Team						4 2 6		0	1				
Totals			26-53	3-12	13-20	10 21 31	19 18 68	11	16	10	2	1	-15

Technical Fouls: NONE

Alabama - 83				Record: 3-4											
NO.	Name	Min	FG M-A	3P M-A	FT M-A	Rebounds OR DR TOT	Fouls PF FD	TP	AS	TO	ST	Blocks BS BA	+/-		
0	Javian Davis	F 19:53	3-5	0-0	0-0	3 1 4	2 0 6	1	1	3	0	1	2		
3	Alex Reese	F 17:11	2-7	1-6	0-1	0 2 2	0 1 5	0	1	0	0	1	-1		
1	Herbert Jones	G 29:51	3-3	0-0	1-3	2 4 6	4 4 7	3	2	2	0	0	15		
2	Kira Lewis Jr.	G 37:06	7-11	4-7	2-3	0 2 2	1 3 20	3	5	0	0	0	16		
23	John Petty Jr.	G 29:38	3-6	1-4	3-4	2 6 8	1 3 10	2	1	0	0	0	14		
11	James Bolden	20:45	6-8	5-7	1 1 2	5 5 5	23 2 2	1	1	0	1	17			
30	Galin Smith	09:32	1-2	0-0	1-2	0 0 0	1 3 0	0	0	0	0	0	18		
5	Jaden Shackelford	21:37	2-8	2-7	0-2	2 2 4	2 2 6	4	1	1	0	0	-2		
12	Jaylen Forbes	10:44	1-1	1-1	0-0	0 1 1	2 0 3	1	3	1	0	0	-4		
21	Britton Johnson	01:25	0-0	0-0	0-0	0 0 0	0 0 0	0	0	0	0	0	0		
15	Tyler Barnes	00:46	0-0	0-0	0-0	0 0 0	0 0 0	0	0	0	0	0	0		
25	Adam Cottrell	00:46	0-0	0-0	0-0	0 0 0	0 0 0	0	0	0	0	0	0		
35	Raymond Hawkins	00:46	0-0	0-0	0-0	0 0 0	1 0 0	0	0	0	0	0	0		
Team						0 2 2		0	0	0					
Totals			28-52	15-33	12-22	10 21 31	18 19 83	16	15	7	1	2	15		

Technical Fouls: NONE

	SOM	ALA	Points from	SOM	ALA	Period by Period Scoring		
Biggest lead	0 (1 st 20:00)	19 (2 nd 8:27)	Turnovers	14	24			
Best Scoring Run	9 (1 st 6:34)	16 (1 st 13:49)	Paint	26	26	SOM	35	33
Lead Changes	6	10	Second Chance	14	12		68	
Times Tied	2		Fast Breaks	6	18	ALA	38	45
Time with Lead	00:00	38:43	Bench	17	35		83	

2019-20 BOX SCORES

GAME 9



Official Basketball Box Score - Final
Alabama at Penn State
 12/14/19 Bryce Jordan Center
 2019-20 Men's Basketball

Game Time: 7:00 PM
 Game Duration: 2:21
 Attendance: 7,736

Officials: Terry Wymer, Bill Ek, Donnie Eppley

Alabama - 71

Record: 4-5

NO. Name	Min	FG	3P	FT	Rebounds	Fouls	TP	AS	TO	ST	Blocks	+/-
M-A	M-A	M-A	OR DR TOT	PF FD							BS BA	
0 Javian Davis	F 11:44	3-5	0-1	2-5	2 2 4	4 3	8	0	1	0	0 0	-5
3 Alex Reese	F 29:05	4-11	3-8	1-2	2 6 8	2 2	12	1	0	0	0 1	6
1 Herbert Jones	G 32:28	3-12	0-1	0-2	2 7 9	2 2	6	2	2	3	1 3	-7
2 Kira Lewis Jr.	G 36:10	3-18	1-8	0-0	1 6 7	2 1	7	6	4	1	1 3	0
23 John Petty Jr.	G 19:38	3-7	1-4	0-0	2 4 6	5 0	7	0	1	0	0 0	-6
5 Jaden Shackelford	27:39	3-10	1-6	0-0	1 3 4	1 1	7	2	2	1	0 0	0
11 James Bolden	25:29	5-10	2-4	3-3	2 1 3	3 3	15	1	1	0	0 0	3
30 Galin Smith	08:20	2-2	0-0	0-0	0 0 0	2 0	4	0	0	1	0 0	-3
12 Jaylen Forbes	09:27	1-2	1-2	2-2	1 3 4	1 2	5	0	0	0	0 0	2
Team					1 1 2		0					
Totals	27:77	9-34	8-14		14 33 47	22 14	71	12	10	5	2 7	-2

Technical Fouls: NONE

Penn State - 73

Record: 9-2

NO. Name	Min	FG	3P	FT	Rebounds	Fouls	TP	AS	TO	ST	Blocks	+/-
M-A	M-A	M-A	OR DR TOT	PF FD							BS BA	
11 Lamar Stevens	F 38:42	6-16	0-4	6-9	0 11 11	1 8	18	6	4	2	5 0	6
24 Mike Watkins	C 22:06	2-6	0-1	3-7	3 7 10	4 5	7	1	1	1	2 0	10
0 Myreon Jones	G 30:09	5-13	2-5	5-5	1 4 5	1 1	17	2	2	0	2 8	8
2 Myles Dread	G 26:07	3-8	3-7	0-0	1 1 2	0 0	9	2	1	0	0 0	-16
5 Jamari Wheeler	G 22:54	0-0	0-0	0-0	0 2 2	4 0	0	1	4	1	0 0	-13
12 Iziah Brockington	20:30	1-7	0-2	2-2	1 3 4	2 0	4	0	2	0	0 0	8
21 John Harar	10:02	0-0	0-0	0-0	0 2 2	0 1	0	1	0	0	0 0	-4
4 Curtis Jones	21:16	6-11	3-6	3-3	1 5 6	2 2	18	1	2	0	0 0	16
1 Seth Lundy	06:28	0-1	0-0	0-0	0 1 1	1 0	1	0	0	0	0 0	-6
15 Trent Buttrick	01:46	0-1	0-0	0-0	0 1 0	1 0	0	0	0	0	0 0	1
Team					3 3 6		0					
Totals	23:63	8-27	19-26		11 39 50	14 22	73	14	16	6	7 2	2

Technical Fouls: NONE

	ALA	PSU
Biggest lead	9 (1 st 3:09)	5 (2 nd 4:17)
Best Scoring Run	12 (1 st 4:25)	9 (2 nd 4:17)
Lead Changes	8	
Times Tied	6	
Time with Lead	24:19	11:40

Points from	ALA	PSU
Turnovers	7	15
Paint	36	22
Second Chance	22	13
Fast Breaks	5	19
Bench	31	22

Period by Period Scoring	1st	2nd	TOT
ALA	40	31	71
PSU	34	39	73

GAME 10



Official Basketball Box Score - Final
Alabama at Samford
 12/18/19 Legacy Arena, Birmingham, Ala.
 2019-20 Men's Basketball

Game Time: 6:00 AM
 Game Duration: 2:04
 Attendance: 5,476

Officials: Tim Gattis, John Hampton, Bart Lenox

Alabama - 105

Record: 5-5

NO. Name	Min	FG	3P	FT	Rebounds	Fouls	TP	AS	TO	ST	Blocks	+/-
M-A	M-A	M-A	OR DR TOT	PF FD							BS BA	
0 Javian Davis	F 13:30	3-4	0-0	0-0	2 3 5	5 0	6	1	3	2	2 0	25
3 Alex Reese	F 22:50	5-9	4-8	2-2	1 1 2	0 1	16	2	0	1	1 0	18
1 Herbert Jones	G 27:22	2-5	0-0	5-6	2 5 7	2 3	9	7	1	0	0 0	24
2 Kira Lewis Jr.	G 37:33	4-10	1-3	2-2	1 4 5	4 3	11	5	5	3	0 1	18
23 John Petty Jr.	G 34:28	12-18	10-13	5-6	0 10 10	1 3	39	2	3	2	0 0	19
5 Jaden Shackelford	28:16	2-7	1-5	8-8	0 2 2	0 6	13	2	1	1	1 0	0
11 James Bolden	17:48	4-9	1-5	0-0	1 0 1	3 3	9	1	2	0	0 1	-8
30 Galin Smith	10:45	0-1	0-0	0-2	1 1 2	1 1	0	0	0	1	0 1	-12
12 Jaylen Forbes	07:28	1-1	0-0	0-0	1 0 1	1 0	2	0	1	0	0 0	6
Team					0 2 2		0					
Totals	33:64	17-34	22-26		9 28 37	17 20	105	20	16	10	4 3	18

Technical Fouls: NONE

Samford - 87

Record: 6-7

NO. Name	Min	FG	3P	FT	Rebounds	Fouls	TP	AS	TO	ST	Blocks	+/-
M-A	M-A	M-A	OR DR TOT	PF FD							BS BA	
21 Robert Allen	F 35:11	7-14	3-6	0-1	4 6 10	3 5	17	3	2	0	2 0	-22
24 Jalen Dupree	F 26:46	6-8	2-3	2-2	2 1 3	4 3	16	1	3	1	1 0	-10
00 Brandon Austin	G 33:39	8-20	2-9	3-3	0 2 2	2 2	21	0	0	2	0 1	-19
3 Josh Sharkey	G 35:29	6-12	1-4	5-6	0 4 4	4 6	18	15	7	3	0 0	-24
5 Deandre Thomas	G 35:46	1-5	1-4	0-0	0 6 6	2 0	3	0	2	0	0 0	-18
22 Logan Dye	09:11	1-3	0-0	0-0	1 3 4	3 0	2	0	3	0	0 1	-11
23 Donte Tatum	15:51	2-3	0-1	2-2	1 1 2	2 1	6	0	0	0	0 0	5
34 Logan Padgett	05:37	2-3	0-1	0-0	0 0 0	0 0	4	0	1	0	0 0	5
1 J.P. Robinson	02:30	0-0	0-0	0-0	0 0 0	0 0	0	0	1	0	0 0	5
Team					1 1 2		0					
Totals	33:68	9-28	12-14		9 24 33	20 17	87	19	19	6	3 4	-18

Technical Fouls: NONE

	ALA	SAM
Biggest lead	25 (1 st 2:18)	0 (1 st 20:00)
Best Scoring Run	13 (1 st 18:01)	9 (2 nd 16:14)
Lead Changes	0	
Times Tied	0	
Time with Lead	39:45	00:00

Points from	ALA	SAM
Turnovers	18	16
Paint	26	38
Second Chance	9	10
Fast Breaks	10	11
Bench	24	12

Period by Period Scoring	1st	2nd	TOT
ALA	57	48	105
SAM	37	50	87

GAME 11



Official Basketball Box Score - Final
Belmont at Alabama
 12/21/19 Von Braun Center, Huntsville, Ala.
 2019-20 Men's Basketball

Game Time: 8:30 PM
 Game Duration: 1:49
 Attendance: 5,712

Officials: Todd Austin, Brian Shey, Stephen Orlus, Jr.

Belmont - 72

Record: 8-4

NO. Name	Min	FG	3P	FT	Rebounds	Fouls	TP	AS	TO	ST	Blocks	+/-
M-A	M-A	M-A	OR DR TOT	PF FD							BS BA	
00 Tyler Scanlon	F 34:17	7-10	4-7	2-2	3 5 8	2 2	20	1	4	0	0 0	-17
33 Nick Muszynski	C 25:51	7-11	1-3	2-2	0 6 6	2 3	17	0	2	1	1 1	-19
2 Grayson Murphy	G 32:05	5-12	0-1	1-3	1 4 5	4 3	11	6	1	2	0 3	-12
5 Adam Kunkel	G 34:14	7-21	2-8	0-0	1 1 2	5 3	16	0	2	0	0 0	-15
24 Michael Benkert	G 21:33	0-3	0-2	0-0	1 2 3	0 0	0	0	1	0	0 0	-29
50 Seth Adelsperger	13:21	1-1	0-0	0-0	2 3 5	2 1	2	0	0	0	2 0	-1
22 Ben Sheppard	06:59	0-1	0-0	2-2	0 1 1	3 2	2	0	0	1	0 0	1
14 Nick Hopkins	15:11	2-9	0-6	0-0	0 1 1	0 0	4	1	0	0	0 0	-3
20 Tate Pierson	06:49	0-1	0-1	0-0	0 1 1	3 0	0	0	1	0	0 0	-3
1 Mitch Listau	09:40	0-3	0-2	0-0	0 0 0	0 0	0	1	1	0	1 0	-2
Team					1 4 5		0					
Totals	29:72	7-30	7-9		9 28 37	21 14	72	9	12	7	4 4	-20

Technical Fouls: NONE

Alabama - 92

Record: 6-5

NO. Name	Min	FG	3P	FT	Rebounds	Fouls	TP	AS	TO	ST	Blocks	+/-
M-A	M-A	M-A	OR DR TOT	PF FD							BS BA	
3 Alex Reese	F 16:04	4-10	3-8	2-2	1 4 5	1 3	13	2	0	0	1 0	11
1 Herbert Jones	G 37:08	6-10	1-3	2-3	1 5 6	2 7	15	5	3	0	0 0	22
2 Kira Lewis Jr.	G 34:57	5-12	1-4	4-6	1 6 7	3 3	15	8	1	2	1 1	19
5 Jaden Shackelford	G 25:28	6-12	4-6	0-0	2 2 2	3 0	16	0	1	0	0 1	32
23 John Petty Jr.	G 35:45	5-8	4-7	0-0	1 10 11	0 2	14	4	2	2	0 0	20
0 Javian Davis	18:34	5-7	0-0	2-5	2 4 6	0 4	12	0	1	0	0 1	12
30 Galin Smith	08:12	1-1	0-0	0-0	0 1 1	2 0	2	0	2	0	1 0	-9
12 Jaylen Forbes	06:52	1-3	0-2	0-0	0 1 1	2 0	2	1	0	0	1 0	3
11 James Bolden	17:00	1-4	1-2	0-0	1 0 1	1 2	3	0	3	0	0 1	-10
Team					2 2 4		0					
Totals	34:67	14-32	10-16		9 35 44	14 21	92	20	13	4	4 4	20

Technical Fouls: NONE

	Bel	BAMA
Biggest lead	6 (1 st 5:02)	23 (2 nd 10:08)
Best Scoring Run	7 (2 nd 8:10)	12 (1 st 1:44)
Lead Changes	6	
Times Tied	4	
Time with Lead	06:12	32:17

Points from	Bel	BAMA
Turnovers	13	12
Paint	38	34
Second Chance	6	10
Fast Breaks	16	23
Bench	8	19

Period by Period Scoring	1st	2nd	TOT
Bel	38	34	72
BAMA	46	46	92

GAME 12



Official Basketball Box Score - Final
Richmond at Alabama
 12/29/19 Coleman Coliseum, Tuscaloosa
 Alabama vs Richmond

Game Time: 11:30 PM
 Game Duration: 2:06
 Attendance: 9,990

Officials: Doug Shows, Ron Groover, Ted Valentine

Richmond - 78

Record: 10-3

No.	Name	Min	FG	3P	FT	Rebounds	Fouls	TP	AS	TO	ST	Blocks	+/-	
			M-A	M-A	M-A	OR DR TOT	PF FD					BS BA		
4	Nathan Cayo	F 16:17	1-4	0-0	1-2	1 4 5	4 2	3	0	1	0	1	-14	
33	Grant Golden	F 28:59	7-17	0-1	0-1	3 8 11	5	12	14	3	3	0	1-5	
00	Jacob Gillyard	G 38:45	5-10	1-3	10-11	1 1 2	1 8	21	4	1	3	0	-7	
1	Blake Francis	G 36:39	5-19	0-8	4-4	2 0 2	1 3	14	1	2	1	0	3-7	
5	Nick Sherod	G 27:11	2-8	1-5	0-0	0 3 3	1 0	5	2	1	0	0	-1	
2	Souleymane Koureissi	08:41	1-0	0-0	0-0	0 0 0	3 1	2	0	1	0	0	-3	
22	Andre Gustavson	07:21	0-1	0-1	0-0	0 0 0	1 1	0	0	0	0	0	-17	
11	Jake Wojcik	19:24	5-5	4-4	3-4	1 4 5	4	2	17	0	2	0	-7	
3	Tyler Burton	14:23	1-4	0-2	0-0	2 3 5	2	2	1	0	0	1	0	
15	Matt Grace	04:20	0-0	0-0	0-0	0 0 0	0 0	0	0	0	0	0	-4	
Team						3 0 3			0	0				
Totals			27:69	6-24	18-22	13 23 36	18 19	78	11	10	9	2	6	-12

2019-20 BOX SCORES

GAME 13



Official Basketball Box Score - Final
Alabama at Florida
 01/04/20 Evatche Arena at Stephen C. O'Connell Center, Gainesville
 2019-20 Men's Basketball

Game Time: 11:00 PM
 Game Duration: 2:08
 Attendance: 9,350

Alabama - 98

Record: 7-6 (0-1)

Officials: Bart Lenox, Byron Jarrett, Rob Rorker

NO. Name	Min	FG	3P	FT	Rebounds	Fouls	TP	AS	TO	ST	Blocks	+/-
		M-A	M-A	M-A	OR DR TOT	PF FD					BS BA	
30 Galin Smith	F 13:26	3-4	0-0	1-2	2 1 3	5 1	7	0	2	0	0 0	4
1 Herbert Jones	G 45:18	5-9	0-0	0-0	5-8	2 7 9	5 5	15	4	2	2 0	1 5
2 Kira Lewis Jr.	G 45:46	7-25	2-8	1-2	2 4 6	2 0	17	3	2	4	1 3	-6
5 Jaden Shackelford	G 28:30	4-10	3-5	0-0	2 4 6	3 1	11	1	1	0	0 2	-6
23 John Petty Jr.	G 43:26	6-14	4-10	3-4	0 7 7	3 3	19	2	1	1	0 0	-15
0 Javian Davis	16:14	0-0	0-0	0-2	2 2 4	5 1	0	0	1	0	0 0	-9
11 James Bolden	34:27	3-10	2-8	7-8	0 3 3	4 4	15	1	1	0	0 0	-6
3 Alex Reese	22:53	3-4	2-3	6-8	0 3 3	2 4	14	0	2	0	1 0	3
Team					3 2 5		0		0			
Totals		31-76	13-34	23-34	13 33 46	29 19	98	11	12	7	2 6	-6

Technical Fouls: NONE

Shooting By Period	1st	2nd	3rd	4th	OT
1st FG%	15.31	48.4%			
3PT%	7.14	50.0%			
FT%	9.11	81.8%			
2nd FG%	10.30	33.3%			
3PT%	4.14	28.6%			
FT%	13.21	61.9%			
OT FG%	6.15	40.0%			
3PT%	2.6	33.3%			
FT%	1.2	50%			
GM FG%	31.76	40.8%			
3PT%	13.34	38.2%			
FT%	23.34	67.6%			

Dead Ball Rebounds: 4.0

Florida - 104

Record: 9-4 (1-0)

NO. Name	Min	FG	3P	FT	Rebounds	Fouls	TP	AS	TO	ST	Blocks	+/-
		M-A	M-A	M-A	OR DR TOT	PF FD					BS BA	
11 Keyontae Johnson	F 33:00	3-5	2-3	2-2	2 10 12	4 2	10	4	1	1	0 0	19
24 Kerry Blackshear	F 34:54	6-13	2-5	10-11	6 10 16	4 8	24	1	1	1	1 1	10
2 Andrew Nembhard	G 41:01	8-19	1-5	8-9	0 0 0	4 8	25	4	4	1	0 1	8
0 Noah Locke	G 44:35	6-9	2-5	4-7	0 3 3	1 3	18	1	1	1	0 0	13
5 Omar Payne	30:37	2-6	0-0	0-0	1 3 4	2 1	4	0	0	2	2 0	3
23 Scottie Lewis	32:21	4-11	1-3	6-6	3 7 10	1 4	15	1	2	1	3 0	-8
21 Dontay Bassett	03:46	0-2	0-0	0-0	0 1 1	1 0	0	0	0	0	0 0	2
1 Tre Mann	08:21	1-1	0-0	0-0	0 1 1	1 0	2	0	4	0	0 0	-15
0 Ques Glover	21:25	3-10	0-2	0-1	0 1 1	2 2	6	0	0	0	0 0	-2
33 Jason Jitoboh	00:00											
Team					1 3 4		0		0			
Totals		33-76	8-23	30-36	13 39 52	20 29	104	11	13	7	6 2	6

Technical Fouls: Coach 2nd 12:00

Shooting By Period	1st	2nd	3rd	4th	OT
1st FG%	12.33	36.4%			
3PT%	1.6	16.7%			
FT%	7.9	77.8%			
2nd FG%	16.30	53.3%			
3PT%	7.15	46.7%			
FT%	12.14	85.7%			
OT FG%	5.13	38.5%			
3PT%	0.2	0.0%			
FT%	11.13	84.6%			
GM FG%	33.76	43.4%			
3PT%	8.23	34.8%			
FT%	30.36	83.3%			

Dead Ball Rebounds: 3.0

	ALA	UF
Biggest lead	21 (1st 2:19)	6 (2nd 0:10)
Best Scoring Run	14 (1st 11:03)	13 (2nd 19:01)
Lead Changes	3	
Times Tied	9	
Time with Lead	37:08	06:30

Points from	ALA	UF
Turnovers	15	18
Paint	34	40
Second Chance	14	21
Fast Breaks	8	13
Bench	29	23

Period by Period Scoring	1st	2nd	OT	TOT
ALA	46	37	9	6
UF	32	51	9	12

GAME 14



Official Basketball Box Score - Final
Mississippi St. at Alabama
 01/09/20 Coleman Coliseum, Tuscaloosa
 2019-20 Men's Basketball

Game Time: 12:00 AM
 Game Duration: 2:24
 Attendance: 9,938

Officials: Doug Shows, Owen Shortt, Gerald Williams

Mississippi St. - 69

Record: 9-5 (0-2)

NO. Name	Min	FG	3P	FT	Rebounds	Fouls	TP	AS	TO	ST	Blocks	+/-
		M-A	M-A	M-A	OR DR TOT	PF FD					BS BA	
1 Reggie Perry	F 22:59	5-11	1-3	3-4	2 3 5	5 4	14	2	1	2	0 1	-2
24 Abdul Ado	F 27:27	1-4	0-0	1-2	4 4 8	4 1	3	0	2	0	2 0	-25
0 Nick Weatherspoon	G 29:04	7-14	0-1	6-10	1 3 4	5 7	20	2	2	0	0 1	-19
12 Robert Woodard II	G 33:48	6-11	1-1	1-3	1 8 9	2 2	14	1	2	2	0 0	-21
23 Tyson Carter	G 30:05	4-16	1-5	0-0	0 1 1	3 1	9	2	1	1	1 0	-5
3 D.J. Stewart Jr.	27:22	1-6	0-3	0-0	1 2 3	1 1	2	1	1	0	0 1	-19
5 Iverson Molinar	15:53	2-6	1-1	2-2	1 0 1	5 1	7	1	1	0	0 3	-5
22 KeyShawn Feazell	13:22	0-1	0-1	0-0	1 2 3	0 0	0	0	1	0	0 0	-9
Team					4 0 4		0		0			
Totals		26-69	4-15	13-21	15 23 38	25 17	69	9	11	5	3 6	-1

Technical Fouls: NONE

Shooting By Period	1st	2nd	3rd	4th	OT
1st FG%	15.33	45.5%			
3PT%	2.4	50.0%			
FT%	6.9	66.7%			
2nd FG%	13.35	37.1%			
3PT%	2.11	18.2%			
FT%	7.12	58.3%			
GM FG%	26.69	37.7%			
3PT%	4.15	26.7%			
FT%	13.21	61.9%			

Dead Ball Rebounds: 4.0

Alabama - 90

Record: 8-6 (1-1)

NO. Name	Min	FG	3P	FT	Rebounds	Fouls	TP	AS	TO	ST	Blocks	+/-
		M-A	M-A	M-A	OR DR TOT	PF FD					BS BA	
3 Alex Reese	F 22:40	2-4	0-2	1-2	0 5 5	1 2	5	0	3	0	3 0	1
30 Galin Smith	F 22:41	5-8	0-0	1-2	2 2 4	1 1	11	2	0	0	1 1	21
1 Herbert Jones	G 19:55	3-5	0-0	3-6	1 4 5	4 6	9	2	1	0	0 0	21
2 Kira Lewis Jr.	G 36:20	5-10	1-3	6-6	1 7 8	3 5	17	4	3	1	0 1	22
23 John Petty Jr.	G 34:34	6-10	4-7	2-2	0 6 6	0 1	18	3	1	1	0 0	12
0 Javian Davis	11:33	0-2	0-1	4-8	3 1 4	0 4	4	1	0	0	1 0	-4
5 Jaden Shackelford	18:53	2-10	2-6	4-5	0 2 2	0 3	10	1	0	0	0 1	5
11 James Bolden	19:17	4-5	2-2	1-1	1 1 2	4 1	11	1	1	1	0 0	16
12 Jaylen Forbes	09:52	1-2	1-2	2-2	1 2 3	4 2	5	0	1	0	0 0	11
15 Tyler Barnes	01:25	0-0	0-0	0-0	0 0 0	0 0	0	0	0	0	0 0	0
21 Britton Johnson	01:25	0-1	0-1	0-0	0 0 0	0 0	0	0	0	0	0 0	0
35 Raymond Hawkins	01:25	0-0	0-0	0-0	0 0 0	0 0	0	0	0	0	0 0	0
Team					1 2 3		0		0			
Totals		28-57	10-24	24-34	10 32 42	17 25	90	14	10	3	6 3	21

Technical Fouls: NONE

	MSU	UA
Biggest lead	3 (1st 16:54)	23 (2nd 0:52)
Best Scoring Run	5 (1st 16:54)	11 (1st 13:33)
Lead Changes	6	
Times Tied	1	
Time with Lead	02:12	35:43

Points from	MSU	UA
Turnovers	9	21
Paint	36	34
Second Chance	11	13
Fast Breaks	10	6
Bench	9	30

Period by Period Scoring	1st	2nd	TOT
MSU	34	35	69
UA	42	48	90

GAME 15



Official Basketball Box Score - Final
Alabama at Kentucky
 01/11/20 Rupp Arena, Lexington, Ky.
 2019-20 Men's Basketball

Game Time: 5:00 PM
 Game Duration: 1:56
 Attendance: 20,407

Alabama - 67

Record: 8-7 (1-2)

Officials: Don Daly, Jason Baker, R.B. Obyurn

NO. Name	Min	FG	3P	FT	Rebounds	Fouls	TP	AS	TO	ST	Blocks	+/-
		M-A	M-A	M-A	OR DR TOT	PF FD					BS BA	
3 Alex Reese	F 22:49	2-5	0-2	2-2	2 3 5	1 1	6	2	2	0	0 1	-12
30 Galin Smith	F 14:34	2-5	0-0	0-0	1 0 1	3 0	4	0	0	0	0 0	-12
1 Herbert Jones	G 34:29	8-20	0-2	2-5	5 2 7	3 5	18	4	1	1	0 3	-3
2 Kira Lewis Jr.	G 37:09	4-11	0-1	2-3	1 7 8	2 5	10	4	2	0	1 0	-5
23 John Petty Jr.	G 35:41	6-15	3-8	1-2	2 5 7	2 1	16	1	2	0	4 1	-15
0 Javian Davis	15:19	2-4	0-0	0-0	1 2 3	2 0	4	0	1	1	1 0	4
5 Jaden Shackelford	18:54	1-4	0-1	0-0	1 3 4	0 0	2	0	0	0	0 2	-3
11 James Bolden	18:01	2-11	0-6	0-0	0 1 1	1 0	4	3	0	1	0 0	0
12 Jaylen Forbes	03:04	1-1	1-1	0-0	0 0 0	0 1	3	0	0	0	0 0	1
Team					3 5 8		0		0			
Totals		28-76	4-21	7-12	16 28 44	14 13	67	14	8	3	6 8	-9

Technical Fouls: NONE

Shooting By Period	1st	2nd	3rd	4th	OT
1st FG%	18.32	31.8%			
3PT%	3.13	23.1%			
FT%	4.5	80%			
2nd FG%	14.32	43.8%			
3PT%	1.8	12.5%			
FT%	3.7	42.9%			
GM FG%	28.76	36.8%			
3PT%	4.21	19.0%			
FT%	7.12	58.3%			

Dead Ball Rebounds: 3.0

Kentucky - 76

Record: 12-3 (3-0)

NO.	Name	Min	FG	3P	FT	Rebounds	Fouls	TP	AS	TO	ST	Blocks	+/-
			M-A	M-A	M-A	OR DR TOT	PF FD					BS BA	
4	Nick Richards	F 32:11	5-11	0-0	3-6	4 7 11	1 5	13	1	1	0	5 1	1
12	Keion Brooks Jr.	F 10:43	1-2	0-0	0-0	0 0 0	2 0	2	0	1	0	0 0	8
23	EJ Montgomery	F 24:3	4-6	0-0	0 6 6	1 0	8	0	1	0	1	0	19
0	Ashton Hagans	G 36:17	4-10	1-2	6-9	0 9 9	2 7	15	9	4	3	0 2	7
3	Tyrese Maxey	G 35:29	6-17	1-3	0 1 3	4 2	20	13	1	4	0	0 2	16
2	Kahlil Whitney	08:22	0-3	0-1	0 0 1	1 0 1	1 0	0	1	1	0	0 0	-8
1	Nate Sestina	18:11	2-4	2-3	0 2 2	4 3	3	6	0	1	1	2 0	-9
5	Immanuel Quickley	34:08	6-10	5-6	2-2	0 5 5	1 2	19	3	1	1	0 1	11
Team						2 2 4			0	0			
Totals			28:63	9-15	11-17	10 34 44	13 14	76	15	14	5	8 6	9

2019-20 BOX SCORES

GAME 17



Official Basketball Box Score - Final
Missouri at Alabama
 01/18/20 Coleman Coliseum, Tuscaloosa
 2019-20 Men's Basketball

Game Time: 8:30 PM
 Game Duration: 2:00
 Attendance: 10,950

Missouri - 74

Record: 9-8 (1-4)

Officials: Doug Shows, Byron Jarrett, Garrick Shannon

NO. Name	Min	FG	3P	FT	Rebounds	Fouls	TP	AS	TO	ST	Blocks	+/-
		M-A	M-A	M-A	OR DR TOT	PF FD					BS BA	
5 Mitchell Smith	F 14:09	1-3	0-0	2-2	4 2 6	4 2 4	0	0	0	0	0 0	-3
14 Reed Nikko	F 17:31	2-6	0-0	4-4	4 1 5	1 2 8	1	2	0	0	1 1	1
4 Javon Pickett	G 29:42	0-5	0-1	0-0	2 3 5	3 1 0	2	1	0	1	0 0	-10
12 Dru Smith	G 37:33	5-14	1-2	7-7	1 5 6	3 6 18	2	0	4	0	3 -11	
13 Mark Smith	G 30:07	4-14	3-11	4-4	0 4 4	2 2 15	0	4	1	0	0 0	-10
24 Kobe Brown	24:30	5-7	0-2	1-1	1 4 5	4 1 11	0	1	0	0	0 -13	
00 Torrence Watson	19:30	1-3	1-2	2-2	0 1 1	4 2 5	0	2	0	0	0 1	0
1 Xavier Pinson	19:58	1-8	0-2	9-9	0 2 2	2 4 11	1	1	2	2	0 -7	
2 Tray Jackson	05:13	0-1	0-0	2-2	0 0 0	0 0 0	1	2	0	1	0 -12	
15 Axel Okongo	01:05	0-0	0-0	0-0	0 0 0	0 0 0	0	0	0	0	0 -6	
42 Parker Braun	00:42	0-0	0-0	0-0	0 0 0	0 0 0	0	0	0	0	0 1	
Team					0 2 2			0				
Totals		19-61	5-20	31-31	12 24 36	23 21 74	6	13	7	1	5 -14	

Technical Fouls: NONE

Alabama - 88

Record: 10-7 (3-2)

NO. Name		Min	FG M-A	3P M-A	FT M-A	Rebounds OR DR TOT	Fouls PF FD	TP	AS	TO	ST	Blocks BS BA	+/-
3 Alex Reese	F	27:02	6-10	4-8	1-2	0 5 5	0 1 17	1	0	0	0	0	9
1 Herbert Jones	G	28:44	2-3	0-1	7-8	4 8 12	4 7 11	3	1	3	1	0	21
2 Kira Lewis Jr.	G	33:34	3-9	0-3	4-4	0 4 4	4 3 10	7	6	2	1	0	7
5 Jaden Shackelford	G	29:09	5-12	3-9	4-4	1 2 3	1 4 17	3	1	1	0	16	
23 John Petty Jr.	G	36:09	6-12	4-10	4-6	1 5 6	1 4 20	2	3	0	1	0	7
12 Jaylen Forbes		13:30	1-5	1-5	0-0	1 0 1	3 0 3	0	1	1	0	0	9
0 Javian Davis		07:37	1-2	0-0	0-0	1 1 2	0 2 0	2	1	0	0	1	-1
11 James Bolden		08:52	1-3	1-3	5-6	0 1 1	5 4 8	2	1	0	0	0	7
30 Galin Smith		15:23	0-0	0-0	0-0	1 2 3	1 0 0	0	0	0	0	2	3
Team						1 2 3			0	0			
Totals			25-56	13-39	25-30	9 30 39	22 23 88	18	14	7	5	1	14

Technical Fouls: Coach 2nd 15:55

	MIZ	UA
Biggest lead	3 (1 st 18:59)	14 (2 nd 0:37)
Best Scoring Run	7 (1 st 7:14)	7 (2 nd 18:04)
Lead Changes	1	
Times Tied	1	
Time with Lead	03:14	35:25

Points from Turnovers	MIZ	UA
	15	12
Paint	28	24
Second Chance	14	9
Fast Breaks	11	5
Bench	29	13

Period by Period Scoring	1st	2nd	TOT
MIZ	40	34	74
UA	47	41	88

Shooting By Period	1 st	2 nd	3 rd	4 th	FT
1 st FG%	16-33	48.5%			
3PT%	11-25	44.0%			
FT%	4-7	57.1%			
2 nd FG%	9-23	39.1%			
3PT%	2-14	14.3%			
FT%	21-23	91.3%			
GM FG%	25-56	44.6%			
3PT%	13-39	33.3%			
FT%	25-30	83.3%			

Dead Ball Rebounds: 3, 0

GAME 18



Official Basketball Box Score - Final
Alabama at Vanderbilt
 01/23/20 Memorial Gymnasium, Nashville
 2019-20 Men's Basketball

Game Time: 2:00 AM
 Game Duration: 2:02
 Attendance: 9,019

Alabama - 77

Record: 11-7 (4-2)

Officials: Keith Kimble, Lee Cassel, Todd Austin

NO. Name	Min	FG M-A	3P M-A	FT M-A	Rebounds OR DR TOT	Fouls PF FO	TP	AS	TO	ST	Blocks BS BA	+/-
3 Alex Reese	F 23:53	1-5	0-4	0-0	1 3 4	4 0 2	0	3	0	2	0 2	
1 Herbert Jones	G 23:09	2-2	0-0	6-7	2 3 5	5 5 10	5	0	1	2	0 30	
2 Kira Lewis Jr.	G 34:44	6-13	1-4	3-5	2 5 7	3 3 16	5	7	2	0 3 17		
5 Jaden Shackelford	G 28:48	3-8	2-6	7-8	0 7 7	3 5 15	1	2	1	0 0 2		
23 John Petty Jr.	G 35:15	8-14	5-10	2-3	2 8 10	1 2 23	1	6	0	0 0 14		
11 James Bolden	21:15	2-6	2-4	0-2	0 2 2	3 1 6	0	3	0	0 0 2 3		
30 Galin Smith	12:08	1-1	0-0	1-2	3 1 4	1 2 3	0	0	0	0 0 -1		
12 Jaylen Forbes	08:35	0-1	0-1	0-1	0 3 3	1 3 0	0	0	0	0 0 -5		
0 Javian Davis	12:13	1-2	0-0	0-1	1 6 7	1 2 2	0	3	1	3 0 13		
Team					2 0 2			0				
Totals		24-52	10-29	19-29	13 38 51	22 23 77	12	25	5	7 5 15		

Technical Fouls: NONE

Vanderbilt - 62

Record: 10-9 (0-5)

NO. Name	Min	FG M-A	3P M-A	FT M-A	Rebounds OR DR TOT	Fouls PF FD	TP	AS	TO	ST	Blocks BS BA	+/-
1 Dylan Disu	F 28:33	7-14	3-10	4-5	1 5 6	4 5	21	1	1	2	0	-13
0 Saben Lee	G 35:49	4-17	0-2	11-12	0 3 3	1 13	19	3	4	4	0	-18
3 Maxwell Evans	G 33:43	0-6	0-4	0-0	2 5 7	3 0	0	0	1	1	0	-3
4 Jordan Wright	G 22:18	3-6	0-2	0-0	1 1 2	3 0	6	3	2	4	0	-12
11 Braelee Albert	G 16:29	0-2	0-2	0-0	1 1 2	1 1	0	0	0	0	1	-3
50 Ejike Obinna	14:07	1-2	0-0	0-0	1 3 4	2 0	2	0	0	0	0	-14
2 Scotty Phippen Jr.	29:07	4-14	2-3	0-0	0 2 2	5 0	10	1	2	1	1	-11
55 Oton Jankovic	07:56	0-2	0-0	0-0	2 2 2	3 1	0	0	0	0	0	-4
10 Isaiah Rice	02:54	0-0	0-0	0-1	0 0 0	0 1	0	0	0	0	0	0
13 Matthew Moyer	09:04	1-2	0-1	2-2	1 0 1	1 1	4	0	0	1	3	0
Team					2 1 3			0	1			
Totals		20-65	5-26	17-20	9 23 32	24 22	62	8	11	13	5 7	-15

Technical Fouls: Coach 2nd 0:37

	ALA	VAN
Biggest lead	21 (2 nd 5:42)	0 (1 st 20:00)
Best Scoring Run	14 (2 nd 13:23)	7 (2 nd 4:15)
Lead Changes	0	
Times Tied	1	
Time with Lead	38:54	00:00

Points from Turnovers	ALA	VAN
	15	23
Paint	26	28
Second Chance	12	7
Fast Breaks	18	17
Bench	11	16

Period by Period Scoring	1st	2nd	TOT
ALA	37	40	77
VAN	31	31	62

GAME 19



Official Basketball Box Score - Final
Kansas St. at Alabama
 01/23/20 Coleman Coliseum, Tuscaloosa
 2019-20 Men's Basketball

Game Time: 11:00 PM
 Game Duration: 2:16
 Attendance: 11,824

Kansas St. - 74

Record: 8-11

Officials: Don Daly, Jeffrey Anderson, Vladimir Voyard-Tadal

NO. Name	Min	FG	3P	FT	Rebounds	Fouls	TP	AS	TO	ST	Blocks	+/-
		M-A	M-A	M-A	OR DR TOT	PF FD					BS BA	
14 Makol Mawien	F 31:18	5-9	0-0	3-4	7 5 12	2 3 13	1	3	0	1 2 9		
20 Xavier Sneed	F 32:58	4-16	3-9	3-5	4 2 6	4 2 14	3	2	1	0 1 7		
23 Montavious Murphy	F 28:02	4-10	2-5	0-2	3 5 8	4 1 10	0	0	1	1 0 -2		
3 Dajuan Gordon	G 21:34	3-6	0-1	0-0	4 4 8	5 0 6	3	3	1	0 0 -7		
4 David Sloan	G 11:51	1-3	0-0	0-4	0 1 1	5 2 5	1	0	0	0 0 -5		
34 Levi Stockard III	11:08	1-3	0-0	0-0	0 0 0	2 0 2	0	1	0	0 1 -12		
2 Cartier Diarra	28:06	6-19	3-10	2-2	0 2 2	3 4 17	4	2	2	0 4 1		
00 Mike McGuiri	30:23	2-8	2-4	1-2	2 2 4	3 3 7	4	1	0	0 0 -1		
24 Pierson McAtee	04:40	0-0	0-0	0-0	0 0 0	0 1 0	0	0	0	0 0 -5		
Team					2 2 4			0				
Totals		26-74	10-29	12-19	22 23 45	28 16 74	16	13	5	2 8 -3		

Technical Fouls: NONE

Alabama - 77

Record: 12-7

NO.	Name		Min	FG	3P	FT	Rebounds			Fouls	TP	AS	TO	ST	Blocks	+/-	
				M-A	M-A	M-A	OR	DR	TOT	PF	FD				BS	BA	
3	Alex Reese	F	26:07	4-10	2-6	1-2	0	3	3	0	1	11	0	1	1	3	
1	Herbert Jones	G	33:53	2-6	0-1	6-9	0	3	3	3	5	10	1	4	0	1	
2	Kira Lewis Jr.	G	36:18	8-12	2-5	8-8	0	7	7	1	5	26	3	4	2	3	
5	Jaden Shackelford	G	31:43	3-6	2-5	3-4	0	7	7	1	8	11	2	3	0	0	
23	John Petty Jr.	G	31:10	3-6	2-4	3-7	0	3	3	5	5	11	2	3	1	0	
11	James Bolden		17:38	0-1	0-1	3-3	0	1	1	3	2	3	1	2	0	0	
30	Galin Smith		14:43	1-1	0-0	1-2	1	3	4	2	1	3	0	0	0	6	
12	Jaylen Forbes		03:53	0-1	0-0	2-2	1	0	1	1	1	2	0	0	0	-8	
0	Javian Davis		04:35	0-0	0-0	0-0	0	0	0	1	0	0	0	1	1	-8	
Team							1	3	4				0				
Totals				21-43	8-22	27-37	3	30	33	17	28	77	9	16	9	8	2

Technical Fouls: Petty Jr. 2nd 16:17

	KS	UA
Biggest lead	5 (1 st 6:21)	16 (2 nd 12:14)
Best Scoring Run	10 (2 nd 7:45)	14 (2 nd 12:14)
Lead Changes	9	
Times Tied	8	
Time with Lead	15:37	21:35

Points from Turnovers	KS	UA
	18	9
Paint	28	22
Second Chance	15	3
Fast Breaks	7	18
Bench	26	8

Period by Period Scoring	1st	2nd	TOT
KS	37	37	74
UA	36	41	77

GAME 20



Official Basketball Box Score - Final
Alabama at LSU
 01/30/20 Maravich Assembly Center, Baton Rouge, LA
 2019-20 Men's Basketball

Game Time: 12:00 AM
 Game Duration: 1:49
 Attendance: 10,871

Alabama - 76

Record: 12-6 (4-3

2019-20 CUME STATS



2019-20 Alabama Men's Basketball
Combined Team Statistics
All games

Page 1/1
as of Jan 30, 2020

Game Records

Record	Overall	Home	Away	Neutral
ALL GAMES	12-8	8-1	2-5	2-2
CONFERENCE	4-3	3-0	1-3	0-0
NON-CONFERENCE	8-5	5-1	1-2	2-2

Score by Periods

Team	1st	2nd	OT	TOT
Alabama	780	854	15	1649
Opponents	740	784	21	1545

Team Box Score

No.	Player				Total		3-Point		F-Throw		Rebounds													
		GP-GS	MIN	AVG	FG-FGA	FG%	3FG-FGA	3FG%	FT-FTA	FT%	OFF	DEF	TOT	AVG	PF	DQ	A	TO	BLK	STL	PTS	AVG		
2	LEWIS JR. , Kira	20-20	742:40	37.1	122-274	.445	28-89	.315	61-74	.824	20	91	111	5.6	51	0	95	76	11	34	333	16.7		
23	PETTY JR. , John	20-19	677:46	33.9	101-214	.472	65-139	.468	48-68	.706	31	111	142	7.1	37	2	41	54	15	24	315	15.8		
5	SHACKELFORD, Jaden	20-8	539:01	27.0	76-200	.380	44-134	.328	58-69	.841	16	67	83	4.2	28	0	28	30	2	11	254	12.7		
1	JONES, Herbert	19-19	521:17	27.4	66-138	.478	1-14	.071	55-88	.625	36	84	120	6.3	66	5	51	44	11	20	188	9.9		
3	REESE, Alex	20-16	445:09	22.3	67-154	.435	36-105	.343	24-34	.706	19	73	92	4.6	29	0	23	21	22	10	194	9.7		
11	BOLDEN, James	18-2	344:46	19.2	43-116	.371	25-68	.368	32-39	.821	12	20	32	1.8	56	4	20	26	2	9	143	7.9		
0	DAVIS, Javian	20-9	318:41	15.9	40-68	.588	0-2	.000	37-60	.617	29	50	79	4.0	49	2	11	25	9	14	117	5.9		
30	SMITH, Galin	20-6	257:57	12.9	22-43	.512	0-0	.000	10-23	.435	21	27	48	2.4	44	2	5	17	20	2	54	2.7		
12	FORBES, Jaylen	19-1	183:19	9.6	15-47	.319	7-35	.200	11-16	.688	12	30	42	2.2	25	0	5	13	2	1	48	2.5		
21	JOHNSON, Britton	5-0	05:16	1.1	1-3	.333	1-3	.333	0-0	.000	0	0	0	0.0	1	0	0	0	0	0	3	0.6		
35	HAWKINS, Raymond	5-0	04:19	0.9	0-0	.000	0-0	.000	0-0	.000	0	0	0	0.0	2	0	0	1	0	0	0	0.0		
25	COTTRELL, Adam	4-0	02:54	0.7	0-0	.000	0-0	.000	0-0	.000	0	1	1	0.3	0	0	0	2	0	0	0	0.0		
15	BARNES, Tyler	6-0	05:44	1.0	0-0	.000	0-0	.000	0-0	.000	0	4	4	0.7	1	0	0	0	0	0	0	0.0		
34	OKAURU, Sam	2-0	01:12	0.6	0-0	.000	0-0	.000	0-0	.000	0	0	0	0.0	0	0	0	0	1	0	0	0.0		
Team											27	38	65					2						
Total		20	4050		553-1257	.440	207-589	.351	336-471	.713	223	596	819	41.0	389	15	279	311	95	125	1649	82.5		
Opponents		20	4050		540-1332	.405	138-460	.300	327-440	.743	245	548	793	39.7	405	10	232	283	82	167	1545	77.3		

Team Statistics

	BAMA	OPP
Scoring	1649	1545
Points per game	82.5	77.3
Scoring margin	+5.2	-
Field goals-att	553-1257	540-1332
Field goal pct	.440	.405
3 point fg-att	207-589	138-460
3-point FG pct	.351	.300
3-pt FG made per game	10.4	6.9
Free throws-att	336-471	327-440
Free throw pct	.713	.743
F-Throws made per game	16.8	16.4
Rebounds	819	793
Rebounds per game	41.0	39.7
Rebounding margin	+1.3	-
Assists	279	232
Assists per game	14.0	11.6
Turnovers	311	283
Turnovers per game	15.6	14.2
Turnover margin	-1.4	-
Assist/turnover ratio	0.9	0.8
Steals	125	167
Steals per game	6.3	8.4
Blocks	95	82
Blocks per game	4.8	4.1
Winning streak	0	-
Home win streak	8	-
Attendance	95794	69880
Home games-Avg/Game	9-10644	7-9983
Neutral site-Avg/Game	-	4-2394

Team Results

Date	Opponent		Score	Att.
11/05/2019	Penn	L	80-81	11223
11/11/2019	Fla. Atlantic	W	78-59	9117
11/15/2019	at Rhode Island	L	79-93	7021
11/19/2019	Furman	W	81-73	8763
11/27/2019	vs North Carolina	L	67-76	1405
11/28/2019	vs Iowa St.	L	89-104	1299
11/29/2019	vs Southern Miss.	W	83-68	1159
12/06/2019	SFA	W	78-68	9545
12/14/2019	at Penn St.	L	71-73	7736
12/18/2019	at Samford	W	105-87	5476
12/21/2019	vs Belmont	W	92-72	5712
12/29/2019	Richmond	W	90-78	9960
01/04/2020	at Florida	Lot2	98-104	9350
01/08/2020	Mississippi St.	W	90-69	9938
01/11/2020	at Kentucky	L	67-76	20407
01/15/2020	Auburn	W	83-64	14474
01/18/2020	Missouri	W	88-74	10950
01/22/2020	at Vanderbilt	W	77-62	9019
01/25/2020	Kansas St.	W	77-74	11824
01/29/2020	at LSU	L	76-90	10871

2019-20 SEC CUME STATS


2019-20 Alabama Men's Basketball
Combined Team Statistics
In Conference games

Page 1/1
as of Jan 30, 2020

Game Records

Record	Overall	Home	Away	Neutral
ALL GAMES	4-3	3-0	1-3	0-0
CONFERENCE	4-3	3-0	1-3	0-0
NON-CONFERENCE	0-0	0-0	0-0	0-0

Score by Periods

Team	1st	2nd	OT	TOT
Alabama	276	288	15	579
Opponents	260	258	21	539

Team Box Score

No.	Player				Total		3-Point		F-Throw		Rebounds											
		GP-GS	MIN	AVG	FG-FGA	FG%	3FG-FGA	3FG%	FT-FTA	FT%	OFF	DEF	TOT	AVG	PF	DQ	A	TO	BLK	STL	PTS	AVG
2	LEWIS JR. , Kira	7-7	259:28	37.1	39-94	.415	6-25	.240	24-29	.828	7	31	38	5.4	19	0	34	25	4	11	108	15.4
23	PETTY JR. , John	7-6	253:43	36.2	35-81	.432	21-53	.396	16-22	.727	9	41	50	7.1	11	0	12	17	6	5	107	15.3
5	SHACKELFORD, Jaden	7-5	193:42	27.7	25-69	.362	15-44	.341	20-22	.909	4	27	31	4.4	9	0	8	11	0	3	85	12.1
1	JONES, Herbert	7-7	215:32	30.8	27-54	.500	0-5	.000	30-47	.638	19	39	58	8.3	28	2	21	7	3	9	84	12.0
3	REESE, Alex	7-6	168:59	24.1	26-51	.510	12-35	.343	10-14	.714	4	24	28	4.0	13	0	6	11	9	1	74	10.6
11	BOLDEN, James	7-0	122:08	17.4	14-42	.333	8-25	.320	19-23	.826	1	10	11	1.6	21	1	7	7	1	3	55	7.9
30	SMITH, Galin	7-4	95:40	13.7	12-21	.571	0-0	.000	6-12	.500	10	8	18	2.6	15	1	2	4	4	0	30	4.3
12	FORBES, Jaylen	6-0	54:11	9.0	6-20	.300	4-17	.235	2-3	.667	3	8	11	1.8	9	0	0	3	0	1	18	3.0
0	DAVIS, Javian	7-0	82:05	11.7	6-13	.462	0-1	.000	6-14	.429	8	15	23	3.3	18	1	2	7	6	2	18	2.6
35	HAWKINS, Raymond	2-0	01:29	0.7	0-0	.000	0-0	.000	0-0	.000	0	0	0	0.0	0	0	0	0	0	0	0	0.0
25	COTTRELL, Adam	1-0	00:04	0.1	0-0	.000	0-0	.000	0-0	.000	0	1	1	1.0	0	0	0	0	0	0	0	0.0
15	BARNES, Tyler	3-0	01:29	0.5	0-0	.000	0-0	.000	0-0	.000	0	0	0	0.0	0	0	0	0	0	0	0	0.0
21	JOHNSON, Britton	2-0	01:29	0.7	0-1	.000	0-1	.000	0-0	.000	0	0	0	0.0	0	0	0	0	0	0	0	0.0
34	OKAURU, Sam	1-0	00:03	0.1	0-0	.000	0-0	.000	0-0	.000	0	0	0	0.0	0	0	0	0	1	0	0	0.0
											13	12	25					1				
Total		7	1450		190-446	.426	66-206	.320	133-186	.715	78	216	294	42.0	143	5	92	93	34	35	579	82.7
Opponents		7	1450		180-464	.388	41-143	.287	138-175	.789	86	208	294	42.0	147	6	67	96	33	51	539	77.0

Team Statistics

	BAMA	OPP
Scoring	579	539
Points per game	82.7	77.0
Scoring margin	+5.7	-
Field goals-att	190-446	180-464
Field goal pct	.426	.388
3 point fg-att	66-206	41-143
3-point FG pct	.320	.287
3-pt FG made per game	9.4	5.9
Free throws-att	133-186	138-175
Free throw pct	.715	.789
F-Throws made per game	19.0	19.7
Rebounds	294	294
Rebounds per game	42.0	42.0
Rebounding margin	0.0	-
Assists	92	67
Assists per game	13.1	9.6
Turnovers	93	96
Turnovers per game	13.3	13.7
Turnover margin	+0.4	-
Assist/turnover ratio	1.0	0.7
Steals	35	51
Steals per game	5.0	7.3
Blocks	34	33
Blocks per game	4.9	4.7
Winning streak	0	-
Home win streak	3	-
Attendance	35362	49647
Home games-Avg/Game	3-11787	4-12412
Neutral site-Avg/Game	-	0-0

Team Results

Date	Opponent	Lot2	Score	Att.
01/04/2020	at Florida		98-104	9350
01/08/2020	Mississippi St.	W	90-69	9938
01/11/2020	at Kentucky	L	67-76	20407
01/15/2020	Auburn	W	83-64	14474
01/18/2020	Missouri	W	88-74	10950
01/22/2020	at Vanderbilt	W	77-62	9019
01/29/2020	at LSU	L	76-90	10871

2019-20 TEAM STATS



2019-20 Alabama Men's Basketball
Overall Team Statistics
All games

Page 1/1
as of Jan 30, 2020

Team Statistics

	BAMA	OPP
Scoring	1649	1545
Points per game	82.5	77.3
Scoring margin	+5.2	-
Field goals-att	553-1257	540-1332
Field goal pct	.440	.405
3 point fg-att	207-589	138-460
3-point FG pct	.351	.300
3-pt FG made per game	10.4	6.9
Free throws-att	336-471	327-440
Free throw pct	.713	.743
F-Throws made per game	16.8	16.4
Rebounds	819	793
Rebounds per game	41.0	39.7
Rebounding margin	+1.3	-
Assists	279	232
Assists per game	14.0	11.6
Turnovers	311	283
Turnovers per game	15.6	14.2
Turnover margin	-1.4	-
Assist/turnover ratio	0.9	0.8
Steals	125	167
Steals per game	6.3	8.4
Blocks	95	82
Blocks per game	4.8	4.1
Winning streak	0	-
Home win streak	8	-
Attendance	95794	69880
Home games-Avg/Game	9-10644	7-9983
Neutral site-Avg/Game	-	4-2394

Score by Periods

Team	1st	2nd	OT	TOT
Alabama	780	854	15	1649
Opponents	740	784	21	1545



2019-20 POINTS-REBOUNDS-ASSISTS


2019-20 Alabama Men's Basketball
Points-rebounds-assists
All games

 Page 1/2
 as of Jan 30, 2020

Opponent	Date	Score		0 DAVIS,JAVI	1 JONES,HERB	2 LEWIS JR.	3 REESE,ALEX	5 SHACKELFOR	11 BOLDEN,JAM	12 FORBES,JAY	15 BARNES,TYL	21 JOHNSON,BR	23 PETTY JR.	25 COTTRELL,A
Penn	11/05/2019	80-81	L	2-2-0	5-0-0	30-8-5	6-3-1	16-5-1	10-5-2	2-8-0	DNP	DNP	9-8-1	DNP
FAU	11/11/2019	78-59	W	19-9-2	DNP	16-6-8	12-8-1	17-4-2	3-0-1	0-2-0	0-4-0	0-0-0	9-8-5	0-0-0
at URI	11/15/2019	79-93	L	11-7-1	17-3-1	21-5-4	10-5-4	5-1-2	4-3-0	0-2-1	DNP	DNP	5-8-3	DNP
Furman	11/19/2019	81-73	W	10-5-0	8-6-4	19-7-3	0-3-0	25-5-1	DNP	3-4-1	DNP	DNP	16-5-2	DNP
vs UNC	11/27/2019	67-76	L	5-5-1	5-1-1	20-5-4	7-9-0	4-3-1	3-1-3	0-0-0	DNP	DNP	23-3-2	DNP
vs IowaSt	11/28/2019	89-104	L	7-5-2	9-6-3	8-4-5	5-4-1	4-2-1	10-2-0	5-4-1	0-0-0	3-0-0	34-12-0	0-0-0
vs USM	11/29/2019	83-68	W	6-4-1	7-6-3	20-2-3	5-2-0	6-4-4	23-2-2	3-1-1	0-0-0	0-0-0	10-8-2	0-0-0
SFA	12/06/2019	78-68	W	11-2-0	2-5-3	15-6-3	15-4-2	17-5-2	DNP	4-2-0	DNP	DNP	14-4-2	DNP
at PSU	12/14/2019	71-73	L	8-4-0	6-9-2	7-7-6	12-8-1	7-4-2	15-3-1	5-4-0	DNP	DNP	7-6-0	DNP
at SU	12/18/2019	105-87	W	6-5-1	9-7-7	11-5-5	16-2-2	13-2-2	9-1-1	2-1-0	DNP	DNP	39-10-2	DNP
vs BEL	12/21/2019	92-72	W	12-6-0	15-6-5	15-7-8	13-5-2	16-2-0	3-1-0	2-1-1	DNP	DNP	14-11-4	DNP
UR	12/29/2019	90-78	W	2-2-1	11-10-0	17-4-4	8-8-3	28-8-0	5-2-2	2-1-0	DNP	DNP	17-6-4	DNP
at UF	01/04/2020	98-104	Lot2	0-4-0	15-9-4	17-6-3	14-3-0	11-6-1	15-3-1	DNP	DNP	DNP	19-7-2	DNP
MSU	01/08/2020	90-69	W	4-4-1	9-5-2	17-8-4	5-5-0	10-2-1	11-2-1	5-3-0	0-0-0	0-0-0	18-6-3	DNP
at UK	01/11/2020	67-76	L	4-3-0	18-7-4	10-8-4	6-5-2	2-4-0	4-1-3	3-0-0	DNP	DNP	16-7-1	DNP
AUB	01/15/2020	83-64	W	1-3-1	14-12-1	25-3-3	13-3-1	9-6-1	11-2-0	0-1-0	0-0-0	0-0-0	7-7-2	0-1-0
Mizzou	01/18/2020	88-74	W	2-1-0	11-12-3	10-4-7	17-5-1	17-3-3	8-1-2	3-1-0	DNP	DNP	20-6-2	DNP
at Vandy	01/22/2020	77-62	W	2-7-0	10-5-5	16-7-5	2-4-0	15-7-1	6-2-0	0-3-0	DNP	DNP	23-10-1	DNP
KState	01/25/2020	77-74	W	0-0-0	10-3-1	26-7-3	11-3-0	11-7-2	3-1-1	2-1-0	DNP	DNP	11-3-2	DNP
at LSU	01/29/2020	76-90	L	5-1-0	7-8-2	13-2-8	17-3-2	21-3-1	0-0-0	7-3-0	0-0-0	DNP	4-7-1	DNP


2019-20 Alabama Men's Basketball
Points-rebounds-assists
All games

 Page 2/2
 as of Jan 30, 2020

Opponent	Date	Score		30 SMITH,GALI	34 OKAURU,SAM	35 HAWKINS,RA
Penn	11/05/2019	80-81	L	0-4-0	DNP	DNP
FAU	11/11/2019	78-59	W	2-4-2	0-0-0	0-0-0
at URI	11/15/2019	79-93	L	6-2-0	DNP	DNP
Furman	11/19/2019	81-73	W	0-1-0	DNP	DNP
vs UNC	11/27/2019	67-76	L	0-0-0	DNP	DNP
vs IowaSt	11/28/2019	89-104	L	4-5-0	DNP	0-0-0
vs USM	11/29/2019	83-68	W	3-0-0	DNP	0-0-0
SFA	12/06/2019	78-68	W	0-2-1	DNP	DNP
at PSU	12/14/2019	71-73	L	4-0-0	DNP	DNP
at SU	12/18/2019	105-87	W	0-2-0	DNP	DNP
vs BEL	12/21/2019	92-72	W	2-1-0	DNP	DNP
UR	12/29/2019	90-78	W	0-5-0	DNP	DNP
at UF	01/04/2020	98-104	Lot2	7-3-0	DNP	DNP
MSU	01/08/2020	90-69	W	11-4-2	DNP	0-0-0
at UK	01/11/2020	67-76	L	4-1-0	DNP	DNP
AUB	01/15/2020	83-64	W	3-0-0	0-0-0	0-0-0
Mizzou	01/18/2020	88-74	W	0-3-0	DNP	DNP
at Vandy	01/22/2020	77-62	W	3-4-0	DNP	DNP
KState	01/25/2020	77-74	W	3-4-0	DNP	DNP
at LSU	01/29/2020	76-90	L	2-3-0	DNP	DNP

2019-20 TEAM GAME-BY-GAME



2019-20 Alabama Men's Basketball
Team Game-by-Game
All games

Page 1/1
as of Jan 30, 2020

				Total		3-Pointers		Free throws		Rebounds											
Opponent	Date	Score		FG-FGA	PCT	3FG-FGA	PCT	FT-FTA	PCT	OFF	DEF	TOT	AVG	PF	A	TO	BLK	STL	PTS	AVG	
Penn	11/05/2019	80-81	L	27-76	.355	11-38	.289	15-22	.682	19	29	48	48.0	18	10	19	5	10	80	80.0	
Fla. Atlantic	11/11/2019	78-59	W	26-59	.441	9-29	.310	17-22	.773	12	33	45	46.5	18	21	19	5	5	78	79.0	
at Rhode Island	11/15/2019	79-93	L	31-66	.470	5-22	.227	12-16	.750	10	30	40	44.3	22	16	22	5	4	79	79.0	
Furman	11/19/2019	81-73	W	27-53	.509	7-21	.333	20-27	.741	7	36	43	44.0	19	11	22	6	7	81	79.5	
vs North Carolina	11/27/2019	67-76	L	26-68	.382	11-31	.355	4-9	.444	8	23	31	41.4	23	12	14	4	6	67	77.0	
vs Iowa St.	11/28/2019	89-104	L	31-74	.419	12-26	.462	15-18	.833	18	26	44	41.8	20	13	17	3	8	89	79.0	
vs Southern Miss.	11/29/2019	83-68	W	28-52	.538	15-33	.455	12-22	.545	10	21	31	40.3	18	16	15	1	7	83	79.6	
SFA	12/06/2019	78-68	W	21-47	.447	11-32	.344	25-35	.714	9	24	33	39.4	19	13	20	8	11	78	79.4	
at Penn St.	12/14/2019	71-73	L	27-76	.355	9-33	.273	8-14	.571	14	33	47	40.2	22	12	10	2	5	71	78.4	
at Samford	12/18/2019	105-87	W	33-64	.516	17-34	.500	22-26	.846	9	28	37	39.9	17	20	16	4	10	105	81.1	
vs Belmont	12/21/2019	92-72	W	34-67	.507	14-32	.438	10-16	.625	9	35	44	40.3	14	20	13	4	4	92	82.1	
Richmond	12/29/2019	90-78	W	31-66	.470	12-30	.400	16-21	.762	17	32	49	41.0	19	14	15	6	4	90	82.8	
at Florida	01/04/2020	98-104	Lot2	31-76	.408	13-34	.382	23-34	.676	13	33	46	41.4	29	11	12	2	7	98	83.9	
Mississippi St.	01/08/2020	90-69	W	28-57	.491	10-24	.417	24-34	.706	10	32	42	41.4	17	14	10	6	3	90	84.4	
at Kentucky	01/11/2020	67-76	L	28-76	.368	4-21	.190	7-12	.583	16	28	44	41.6	14	14	8	6	3	67	83.2	
Auburn	01/15/2020	83-64	W	24-56	.429	6-21	.286	29-37	.784	6	35	41	41.6	23	9	15	3	7	83	83.2	
Missouri	01/18/2020	88-74	W	25-56	.446	13-39	.333	25-30	.833	9	30	39	41.4	21	18	14	5	7	88	83.5	
at Vanderbilt	01/22/2020	77-62	W	24-52	.462	10-29	.345	19-29	.655	13	38	51	41.9	22	12	25	7	5	77	83.1	
Kansas St.	01/25/2020	77-74	W	21-43	.488	8-22	.364	27-37	.730	3	30	33	41.5	17	9	16	8	9	77	82.8	
at LSU	01/29/2020	76-90	L	30-73	.411	10-38	.263	6-10	.600	11	20	31	41.0	17	14	9	5	3	76	82.5	
Total		1649		553-1257	.440	207-589	.351	336-471	.713	223	596	819	41.0	389	279	311	95	125	1649	82.5	
Opponents		1545		540-1332	.405	138-460	.300	327-440	.743	245	548	793	39.7	405	232	283	82	167	1545	77.3	

Alabama Averages

Games Played	Points/game	FG Pct	3FG Pct	FT Pct	Rebounds/game	Assists/game	Turnovers/game	Assist/Turnover ratio	Steals/game	Blocks/game
20	82.5	44.0	35.1	71.3	41.0	14.0	15.6	0.9	6.3	4.8

2019-20 OPPONENT GAME-BY-GAME


2019-20 Alabama Men's Basketball
Opponents Game-by-Game
All games

Page 1/1
as of Jan 30, 2020

				Total		3-Pointers		Free throws		Rebounds											
Opponent	Date	Score		FG-FGA	PCT	3FG-FGA	PCT	FT-FTA	PCT	OFF	DEF	TOT	AVG	PF	A	TO	BLK	STL	PTS	AVG	
Penn	11/05/2019	80-81	L	29-68	.426	8-26	.308	15-20	.750	8	29	37	37.0	19	10	16	4	8	81	81.0	
Fla. Atlantic	11/11/2019	78-59	W	24-69	.348	5-28	.179	6-17	.353	14	18	32	34.5	19	11	11	4	15	59	70.0	
at Rhode Island	11/15/2019	79-93	L	33-63	.524	6-16	.375	21-26	.808	4	27	31	33.3	18	15	12	6	13	93	77.7	
Furman	11/19/2019	81-73	W	21-68	.309	11-41	.268	20-26	.769	12	22	34	33.5	20	12	12	4	12	73	76.5	
vs North Carolina	11/27/2019	67-76	L	29-71	.408	5-14	.357	13-21	.619	23	37	60	38.8	19	15	20	3	8	76	76.4	
vs Iowa St.	11/28/2019	89-104	L	36-69	.522	15-29	.517	17-24	.708	9	26	35	38.2	16	16	11	8	5	104	81.0	
vs Southern Miss.	11/29/2019	83-68	W	26-53	.491	3-12	.250	13-20	.650	10	21	31	37.1	19	11	16	2	10	68	79.1	
SFA	12/06/2019	78-68	W	24-61	.393	4-13	.308	16-21	.762	15	23	38	37.3	27	6	19	0	12	68	77.8	
at Penn St.	12/14/2019	71-73	L	23-63	.365	8-27	.296	19-26	.731	11	39	50	38.7	14	14	16	7	6	73	77.2	
at Samford	12/18/2019	105-87	W	33-68	.485	9-28	.321	12-14	.857	9	24	33	38.1	20	19	19	3	6	87	78.2	
vs Belmont	12/21/2019	92-72	W	29-72	.403	7-30	.233	7-9	.778	9	28	37	38.0	21	9	12	4	7	72	77.6	
Richmond	12/29/2019	90-78	W	27-69	.391	6-24	.250	18-22	.818	13	23	36	37.8	18	11	10	2	9	78	77.7	
at Florida	01/04/2020	98-104	Lot2	33-76	.434	8-23	.348	30-36	.833	13	39	52	38.9	19	11	13	6	7	104	79.7	
Mississippi St.	01/08/2020	90-69	W	26-69	.377	4-15	.267	13-21	.619	15	23	38	38.9	25	9	11	3	5	69	78.9	
at Kentucky	01/11/2020	67-76	L	28-63	.444	9-15	.600	11-17	.647	10	34	44	39.2	13	15	14	8	5	76	78.7	
Auburn	01/15/2020	83-64	W	20-63	.317	7-28	.250	17-30	.567	13	30	43	39.4	31	8	21	7	6	64	77.8	
Missouri	01/18/2020	88-74	W	19-61	.311	5-20	.250	31-31	1.000	12	24	36	39.2	23	6	13	1	7	74	77.6	
at Vanderbilt	01/22/2020	77-62	W	20-65	.308	5-26	.192	17-20	.850	9	23	32	38.8	23	8	11	5	13	62	76.7	
Kansas St.	01/25/2020	77-74	W	26-74	.351	10-29	.345	12-19	.632	22	23	45	39.2	28	16	13	2	5	74	76.6	
at LSU	01/29/2020	76-90	L	34-67	.507	3-16	.188	19-20	.950	14	35	49	39.7	13	10	13	3	8	90	77.3	
Total		1545		540-1332	.405	138-460	.300	327-440	.743	245	548	793	39.7	405	232	283	82	167	1545	77.3	
Alabama		1649		553-1257	.440	207-589	.351	336-471	.713	223	596	819	41.0	389	279	311	95	125	1649	82.5	

Opponents Averages

Games Played	Points/game	FG Pct	3FG Pct	FT Pct	Rebounds/game	Assists/game	Turnovers/game	Assist/Turnover ratio	Steals/game	Blocks/game
20	77.3	40.5	30.0	74.3	39.7	11.6	14.2	0.8	8.4	4.1

2019-20 TEAM HIGHS/LOWS



2019-20 Alabama Men's Basketball
Team High/Low Analysis
All games

Page 1/4
as of Jan 30, 2020

Alabama - Game Highs

POINTS	105		at Samford (12/18/2019)
	98		at Florida (01/04/2020)
	92		vs Belmont (N) (12/21/2019)
	90		Mississippi St. (01/08/2020)
	90		Richmond (12/29/2019)
FIELD GOALS MADE	34		vs Belmont (N) (12/21/2019)
	33		at Samford (12/18/2019)
FIELD GOAL ATTEMPTS	76		at Kentucky (01/11/2020)
	76		at Florida (01/04/2020)
	76		at Penn St. (12/14/2019)
	76		Penn (11/05/2019)
FIELD GOAL PERCENTAGE	.538	(28-52)	vs Southern Miss. (N) (11/29/2019)
	.516	(33-64)	at Samford (12/18/2019)
3 PT FG MADE	17		at Samford (12/18/2019)
	15		vs Southern Miss. (N) (11/29/2019)
3 PT FG ATTEMPTS	39		Missouri (01/18/2020)
	38		at LSU (01/29/2020)
	38		Penn (11/05/2019)
3 PT FG PERCENTAGE	.500	(17-34)	at Samford (12/18/2019)
	.462	(12-26)	vs Iowa St. (N) (11/28/2019)
FREE THROWS MADE	29		Auburn (01/15/2020)
	27		Kansas St. (01/25/2020)
FREE THROW ATTEMPTS	37		Kansas St. (01/25/2020)
	37		Auburn (01/15/2020)
FREE THROW PERCENTAGE	.846	(22-26)	at Samford (12/18/2019)
	.833	(25-30)	Missouri (01/18/2020)
	.833	(15-18)	vs Iowa St. (N) (11/28/2019)
REBOUNDS	51		at Vanderbilt (01/22/2020)
	49		Richmond (12/29/2019)
ASSISTS	21		Fla. Atlantic (11/11/2019)
	20		vs Belmont (N) (12/21/2019)
	20		at Samford (12/18/2019)
STEALS	11		SFA (12/06/2019)
	10		at Samford (12/18/2019)
	10		Penn (11/05/2019)
BLOCKED SHOTS	8		Kansas St. (01/25/2020)
	8		SFA (12/06/2019)
TURNOVERS	25		at Vanderbilt (01/22/2020)
	22		Furman (11/19/2019)
	22		at Rhode Island (11/15/2019)
FOULS	29		at Florida (01/04/2020)
	23		Auburn (01/15/2020)
	23		vs North Carolina (N) (11/27/2019)

2019-20 TEAM HIGHS/LOWS



2019-20 Alabama Men's Basketball
Team High/Low Analysis
All games

Page 2/4
as of Jan 30, 2020

Opponent - Game Highs

POINTS	104		at Florida (01/04/2020)
	104		vs Iowa St. (N) (11/28/2019)
	93		at Rhode Island (11/15/2019)
	90		at LSU (01/29/2020)
	87		at Samford (12/18/2019)
FIELD GOALS MADE	36		vs Iowa St. (N) (11/28/2019)
	34		at LSU (01/29/2020)
FIELD GOAL ATTEMPTS	76		at Florida (01/04/2020)
	74		Kansas St. (01/25/2020)
FIELD GOAL PERCENTAGE	.524	(33-63)	at Rhode Island (11/15/2019)
	.522	(36-69)	vs Iowa St. (N) (11/28/2019)
3 PT FG MADE	15		vs Iowa St. (N) (11/28/2019)
	11		Furman (11/19/2019)
3 PT FG ATTEMPTS	41		Furman (11/19/2019)
	30		vs Belmont (N) (12/21/2019)
3 PT FG PERCENTAGE	.600	(9-15)	at Kentucky (01/11/2020)
	.517	(15-29)	vs Iowa St. (N) (11/28/2019)
FREE THROWS MADE	31		Missouri (01/18/2020)
	30		at Florida (01/04/2020)
FREE THROW ATTEMPTS	36		at Florida (01/04/2020)
	31		Missouri (01/18/2020)
FREE THROW PERCENTAGE	1.000	(31-31)	Missouri (01/18/2020)
	.950	(19-20)	at LSU (01/29/2020)
REBOUNDS	60		vs North Carolina (N) (11/27/2019)
	52		at Florida (01/04/2020)
ASSISTS	19		at Samford (12/18/2019)
	16		Kansas St. (01/25/2020)
	16		vs Iowa St. (N) (11/28/2019)
STEALS	15		Fla. Atlantic (11/11/2019)
	13		at Vanderbilt (01/22/2020)
	13		at Rhode Island (11/15/2019)
BLOCKED SHOTS	8		at Kentucky (01/11/2020)
	8		vs Iowa St. (N) (11/28/2019)
TURNOVERS	21		Auburn (01/15/2020)
	20		vs North Carolina (N) (11/27/2019)
FOULS	31		Auburn (01/15/2020)
	28		Kansas St. (01/25/2020)

2019-20 TEAM HIGHS/LOWS



2019-20 Alabama Men's Basketball
Team High/Low Analysis
All games

Page 3/4
as of Jan 30, 2020

Alabama - Game Lows

POINTS	67		at Kentucky (01/11/2020)
	67		vs North Carolina (N) (11/27/2019)
	71		at Penn St. (12/14/2019)
	76		at LSU (01/29/2020)
	77		Kansas St. (01/25/2020)
	77		at Vanderbilt (01/22/2020)
FIELD GOALS MADE	21		Kansas St. (01/25/2020)
	21		SFA (12/06/2019)
FIELD GOAL ATTEMPTS	43		Kansas St. (01/25/2020)
	47		SFA (12/06/2019)
FIELD GOAL PERCENTAGE	.355	(27-76)	at Penn St. (12/14/2019)
	.355	(27-76)	Penn (11/05/2019)
3 PT FG MADE	4		at Kentucky (01/11/2020)
	5		at Rhode Island (11/15/2019)
3 PT FG ATTEMPTS	21		Auburn (01/15/2020)
	21		at Kentucky (01/11/2020)
	21		Furman (11/19/2019)
3 PT FG PERCENTAGE	.190	(4-21)	at Kentucky (01/11/2020)
	.227	(5-22)	at Rhode Island (11/15/2019)
FREE THROWS MADE	4		vs North Carolina (N) (11/27/2019)
	6		at LSU (01/29/2020)
FREE THROW ATTEMPTS	9		vs North Carolina (N) (11/27/2019)
	10		at LSU (01/29/2020)
FREE THROW PERCENTAGE	.444	(4-9)	vs North Carolina (N) (11/27/2019)
	.545	(12-22)	vs Southern Miss. (N) (11/29/2019)
REBOUNDS	31		at LSU (01/29/2020)
	31		vs Southern Miss. (N) (11/29/2019)
	31		vs North Carolina (N) (11/27/2019)
ASSISTS	9		Kansas St. (01/25/2020)
	9		Auburn (01/15/2020)
STEALS	3		at LSU (01/29/2020)
	3		at Kentucky (01/11/2020)
	3		Mississippi St. (01/08/2020)
BLOCKED SHOTS	1		vs Southern Miss. (N) (11/29/2019)
	2		at Florida (01/04/2020)
	2		at Penn St. (12/14/2019)
TURNOVERS	8		at Kentucky (01/11/2020)
	9		at LSU (01/29/2020)
FOULS	14		at Kentucky (01/11/2020)
	14		vs Belmont (N) (12/21/2019)

2019-20 TEAM HIGHS/LOWS



2019-20 Alabama Men's Basketball
Team High/Low Analysis
All games

Page 4/4
as of Jan 30, 2020

Opponent - Game Lows

POINTS	59		Fla. Atlantic (11/11/2019)
	62		at Vanderbilt (01/22/2020)
	64		Auburn (01/15/2020)
	68		SFA (12/06/2019)
	68		vs Southern Miss. (N) (11/29/2019)
FIELD GOALS MADE	19		Missouri (01/18/2020)
	20		at Vanderbilt (01/22/2020)
	20		Auburn (01/15/2020)
FIELD GOAL ATTEMPTS	53		vs Southern Miss. (N) (11/29/2019)
	61		Missouri (01/18/2020)
	61		SFA (12/06/2019)
FIELD GOAL PERCENTAGE	.308	(20-65)	at Vanderbilt (01/22/2020)
	.309	(21-68)	Furman (11/19/2019)
3 PT FG MADE	3		at LSU (01/29/2020)
	3		vs Southern Miss. (N) (11/29/2019)
3 PT FG ATTEMPTS	12		vs Southern Miss. (N) (11/29/2019)
	13		SFA (12/06/2019)
3 PT FG PERCENTAGE	.179	(5-28)	Fla. Atlantic (11/11/2019)
	.188	(3-16)	at LSU (01/29/2020)
FREE THROWS MADE	6		Fla. Atlantic (11/11/2019)
	7		vs Belmont (N) (12/21/2019)
FREE THROW ATTEMPTS	9		vs Belmont (N) (12/21/2019)
	14		at Samford (12/18/2019)
FREE THROW PERCENTAGE	.353	(6-17)	Fla. Atlantic (11/11/2019)
	.567	(17-30)	Auburn (01/15/2020)
REBOUNDS	31		vs Southern Miss. (N) (11/29/2019)
	31		at Rhode Island (11/15/2019)
ASSISTS	6		Missouri (01/18/2020)
	6		SFA (12/06/2019)
STEALS	5		Kansas St. (01/25/2020)
	5		at Kentucky (01/11/2020)
	5		Mississippi St. (01/08/2020)
	5		vs Iowa St. (N) (11/28/2019)
BLOCKED SHOTS	0		SFA (12/06/2019)
	1		Missouri (01/18/2020)
TURNOVERS	10		Richmond (12/29/2019)
	11		at Vanderbilt (01/22/2020)
	11		Mississippi St. (01/08/2020)
	11		vs Iowa St. (N) (11/28/2019)
	11		Fla. Atlantic (11/11/2019)
FOULS	13		at LSU (01/29/2020)
	13		at Kentucky (01/11/2020)

2019-20 PLAYER HIGHS/LOWS



2019-20 Alabama Men's Basketball
Player Highs Analysis
All games

Page 1/4
as of Jan 30, 2020

Alabama - Individual Game Highs

POINTS	39		John Petty Jr. at Samford (12/18/2019)
	34		John Petty Jr. vs Iowa St. (N) (11/28/2019)
	30		Kira Lewis Jr. vs Penn (11/05/2019)
	28		Jaden Shackelford vs Richmond (12/29/2019)
	26		Kira Lewis Jr. vs Kansas St. (01/25/2020)
FIELD GOALS MADE	12		John Petty Jr. at Samford (12/18/2019)
	11		John Petty Jr. vs Iowa St. (N) (11/28/2019)
	11		Kira Lewis Jr. vs Penn (11/05/2019)
FIELD GOAL ATTEMPTS	25		Kira Lewis Jr. at Florida (01/04/2020)
	23		Kira Lewis Jr. vs North Carolina (N) (11/27/2019)
FIELD GOAL PERCENTAGE (min 5 made)	.714	(5-7)	Javian Davis vs Belmont (N) (12/21/2019)
	.667	(12-18)	John Petty Jr. at Samford (12/18/2019)
	.667	(8-12)	Kira Lewis Jr. vs Kansas St. (01/25/2020)
	.667	(6-9)	Kira Lewis Jr. vs SFA (12/06/2019)
	.667	(6-9)	James Bolden vs Southern Miss. (N) (11/29/2019)
3 PT FG MADE	10		John Petty Jr. at Samford (12/18/2019)
	7		John Petty Jr. vs North Carolina (N) (11/27/2019)
3 PT FG ATTEMPTS	14		Jaden Shackelford at LSU (01/29/2020)
	13		Jaden Shackelford vs Richmond (12/29/2019)
	13		John Petty Jr. at Samford (12/18/2019)
	13		Jaden Shackelford vs Penn (11/05/2019)
3 PT FG PERCENTAGE (min 2 made)	1.000	(2-2)	James Bolden vs Mississippi St. (01/08/2020)
	.769	(10-13)	John Petty Jr. at Samford (12/18/2019)
FREE THROWS MADE	10		Jaden Shackelford vs SFA (12/06/2019)
	8		Kira Lewis Jr. vs Kansas St. (01/25/2020)
	8		Kira Lewis Jr. vs Auburn (01/15/2020)
	8		Jaden Shackelford at Samford (12/18/2019)
	8		Jaden Shackelford vs Furman (11/19/2019)
FREE THROW ATTEMPTS	11		Jaden Shackelford vs SFA (12/06/2019)
	10		Herbert Jones vs Auburn (01/15/2020)
	10		Javian Davis vs SFA (12/06/2019)
	10		Jaden Shackelford vs Furman (11/19/2019)
FREE THROW PERCENTAGE (min 3 made)	1.000	(8-8)	Kira Lewis Jr. vs Kansas St. (01/25/2020)
	1.000	(8-8)	Jaden Shackelford at Samford (12/18/2019)
	1.000	(6-6)	James Bolden vs Auburn (01/15/2020)
	1.000	(6-6)	Kira Lewis Jr. vs Mississippi St. (01/08/2020)
	1.000	(6-6)	John Petty Jr. vs Iowa St. (N) (11/28/2019)
	1.000	(6-6)	Kira Lewis Jr. vs Furman (11/19/2019)
	1.000	(5-5)	Javian Davis at Rhode Island (11/15/2019)
	1.000	(4-4)	Jaden Shackelford vs Missouri (01/18/2020)
	1.000	(4-4)	Kira Lewis Jr. vs Missouri (01/18/2020)
	1.000	(4-4)	Kira Lewis Jr. at Rhode Island (11/15/2019)
	1.000	(4-4)	Alex Reese vs Penn (11/05/2019)
	1.000	(3-3)	James Bolden vs Kansas St. (01/25/2020)
	1.000	(3-3)	Jaden Shackelford vs Auburn (01/15/2020)
	1.000	(3-3)	James Bolden at Penn St. (12/14/2019)
REBOUNDS	12		Herbert Jones vs Missouri (01/18/2020)
	12		Herbert Jones vs Auburn (01/15/2020)
	12		John Petty Jr. vs Iowa St. (N) (11/28/2019)
ASSISTS	8		Kira Lewis Jr. at LSU (01/29/2020)
	8		Kira Lewis Jr. vs Belmont (N) (12/21/2019)
	8		Kira Lewis Jr. vs Fla. Atlantic (11/11/2019)
STEALS	4		Kira Lewis Jr. at Florida (01/04/2020)
	4		Kira Lewis Jr. vs SFA (12/06/2019)
	4		Alex Reese vs Penn (11/05/2019)



2019-20 PLAYER HIGHS/LOWS



2019-20 Alabama Men's Basketball
Player Highs Analysis
All games

Page 3/4
as of Jan 30, 2020

Opponent - Individual Game Highs

POINTS	33		Jordan Lyons vs Furman (11/19/2019)
	25		Andrew Nembhard at Florida (01/04/2020)
	24		Kerry Blackshear at Florida (01/04/2020)
	24		Jordan Dingle vs Penn (11/05/2019)
	23		Emmitt Williams at LSU (01/29/2020)
	23		Tyrese Haliburton vs Iowa St. (N) (11/28/2019)
FIELD GOALS MADE	9		Jeff Dowtin at Rhode Island (11/15/2019)
	9		Jordan Dingle vs Penn (11/05/2019)
FIELD GOAL ATTEMPTS	21		Adam Kunkel vs Belmont (N) (12/21/2019)
	21		Jordan Lyons vs Furman (11/19/2019)
FIELD GOAL PERCENTAGE (min 5 made)	1.000	(5-5)	Jake Wojcik vs Richmond (12/29/2019)
	1.000	(5-5)	George Conditt vs Iowa St. (N) (11/28/2019)
3 PT FG MADE	6		Jordan Lyons vs Furman (11/19/2019)
	5		Immanuel Quickley at Kentucky (01/11/2020)
	5		Rasir Bolton vs Iowa St. (N) (11/28/2019)
3 PT FG ATTEMPTS	16		Jordan Lyons vs Furman (11/19/2019)
	11		Mark Smith vs Missouri (01/18/2020)
3 PT FG PERCENTAGE (min 2 made)	1.000	(4-4)	Jake Wojcik vs Richmond (12/29/2019)
	.833	(5-6)	Immanuel Quickley at Kentucky (01/11/2020)
FREE THROWS MADE	13		Jordan Lyons vs Furman (11/19/2019)
	11		Saben Lee at Vanderbilt (01/22/2020)
FREE THROW ATTEMPTS	13		Jordan Lyons vs Furman (11/19/2019)
	12		Saben Lee at Vanderbilt (01/22/2020)
	12		Cyril Langevine at Rhode Island (11/15/2019)
FREE THROW PERCENTAGE (min 3 made)	1.000	(13-13)	Jordan Lyons vs Furman (11/19/2019)
	1.000	(9-9)	Xavier Pinson vs Missouri (01/18/2020)
	1.000	(8-8)	Skylar Mays at LSU (01/29/2020)
	1.000	(7-7)	Dru Smith vs Missouri (01/18/2020)
	1.000	(6-6)	Scottie Lewis at Florida (01/04/2020)
	1.000	(5-5)	Myreon Jones at Penn St. (12/14/2019)
	1.000	(5-5)	Tyrese Haliburton vs Iowa St. (N) (11/28/2019)
	1.000	(5-5)	Fatts Russell at Rhode Island (11/15/2019)
	1.000	(4-4)	Mark Smith vs Missouri (01/18/2020)
	1.000	(4-4)	Reed Nikko vs Missouri (01/18/2020)
	1.000	(4-4)	Blake Francis vs Richmond (12/29/2019)
	1.000	(4-4)	Kevon Harris vs SFA (12/06/2019)
	1.000	(4-4)	Ryan Betley vs Penn (11/05/2019)
	1.000	(3-3)	Brandon Austin at Samford (12/18/2019)
	1.000	(3-3)	Curtis Jones at Penn St. (12/14/2019)
	1.000	(3-3)	Charlie Daniels vs SFA (12/06/2019)
	1.000	(3-3)	Gabe Watson vs Southern Miss. (N) (11/29/2019)
	1.000	(3-3)	Rasir Bolton vs Iowa St. (N) (11/28/2019)
REBOUNDS	16		Kerry Blackshear at Florida (01/04/2020)
	15		Trendon Watford at LSU (01/29/2020)
	15		Armando Bacot vs North Carolina (N) (11/27/2019)
ASSISTS	15		Josh Sharkey at Samford (12/18/2019)
	9		Ashton Hagans at Kentucky (01/11/2020)
	9		Tyrese Haliburton vs Iowa St. (N) (11/28/2019)

