

• HOW TO FOLLOW •



SEC NETWORK

Kevin Fitzgerald (PxP)
Dane Bradshaw (Analyst)



RAZORBACK SPORTS NETWORK

Chuck Barrett (PxP)
Matt Zimmerman (Analyst)



SATELLITE RADIO

Sirius: -- • XM: 384
Online Channel: 974



LIVE STATS / WATCH SEC NETWORK ONLINE

www.OleMiss.StatBroadcast.com

http://www.espn.com/watch?id=d84ecb0d-7e9b-4411-af22-e3a2c021c2c4

2019-20 RAZORBACK SCHEDULE/RESULTS

OVERALL: 12-2
SEC: 1-1

Home: 1-0 • Road: 0-1
All Times Central

Nov. 5	RICE	FAYETTEVILLE	W 91 43
Tuesday	OWLS	BUD WALTON ARENA	
Nov. 12	NORTH TEXAS	FAYETTEVILLE	W 66 43
Tuesday	MEAN GREEN	BUD WALTON ARENA	
Nov. 16	MONTANA +	FAYETTEVILLE	W 64 46
Saturday	GRIZZLIES	BUD WALTON ARENA	
Nov. 19	TEXAS SOUTHERN +	FAYETTEVILLE	W 82 51
Tuesday	TIGERS	BUD WALTON ARENA	
Nov. 22	SOUTH DAKOTA +	FAYETTEVILLE	W 77 56
Friday	COYOTES	BUD WALTON ARENA	
Nov. 25	AT GEORGIA TECH	ATLANTA, GA.	WOT 62 61
Monday	YELLOW JACKETS	MCCANISH PAVILION	
Nov. 30	NORTHERN KENTUCKY +	FAYETTEVILLE	W 66 60
Saturday	NORSE	BUD WALTON ARENA	
Dec. 3	AUSTIN PEAY	FAYETTEVILLE	W 69 61
Tuesday	GOVERNORS	BUD WALTON ARENA	
Dec. 7	AT WESTERN KENTUCKY	BOWLING GREEN, KY.	OTL 79 86
Friday	HILLTOPPERS	E.A. DIDDLE ARENA	
Dec. 14	TULSA	FAYETTEVILLE	W 98 79
Saturday	GOLDEN HURRICANE	BUD WALTON ARENA	
Dec. 21	VS VALPARAISO	NORTH LITTLE ROCK	W 72 68
Saturday	CRUSADERS	SIMMONS BANK ARENA	
Dec. 29	AT INDIANA	BLOOMINGTON, IND.	W 71 64
Sunday	HOOSIERS	BTN SIMON SKIDOT ASSEMBLY HALL	
Jan. 4	TEXAS A&M *	FAYETTEVILLE	W 69 59
Saturday	AGGIES	BUD WALTON ARENA	
Jan. 8	AT LSU *	BATON ROUGE, LA.	L 77 79
Wednesday	TIGERS	MARAVICH ASSEMBLY CENTER	
Jan. 11	AT OLE MISS *	OXFORD, MISS.	5:00 PM
Saturday	REBELS	THE PAVILION	
Jan. 15	VANDERBILT *	FAYETTEVILLE	7:30 PM
Wednesday	COMMODORES	BUD WALTON ARENA	
Jan. 18	KENTUCKY *	FAYETTEVILLE	3:00 PM
Saturday	WILDCATS	BUD WALTON ARENA	
Jan. 22	AT MISSISSIPPI STATE *	STARKVILLE, MISS.	6:00 PM
Wednesday	BULLDOGS	HUMPHREY COLISEUM	
Jan. 25	TCU %	FAYETTEVILLE	3:00 PM
Saturday	HORNED FROGS	BUD WALTON ARENA	
Jan. 29	SOUTH CAROLINA *	FAYETTEVILLE	7:30 PM
Wednesday	GAMECOCKS	BUD WALTON ARENA	
Feb. 1	AT ALABAMA *	TUSCALOOSA, ALA.	5:00 PM
Saturday	CRIMSON TIDE	COLEMAN COLISEUM	
Feb. 4	AUBURN *	FAYETTEVILLE	6:00 PM
Tuesday	TIGERS	BUD WALTON ARENA	
Feb. 8	AT MISSOURI *	COLUMBIA, MO.	2:30 PM
Saturday	TIGERS	MIZZOU ARENA	
Feb. 11	AT TENNESSEE *	KNOXVILLE, TENN.	6:00 PM
Tuesday	VOLUNTEERS	THOMPSON-BOLING ARENA	
Feb. 15	MISSISSIPPI STATE *	FAYETTEVILLE	NOON
Saturday	BULLDOGS	BUD WALTON ARENA	
Feb. 18	AT FLORIDA *	GAINESVILLE, FLA.	6:00 PM
Tuesday	GATORS	STEPHEN C. O'CONNELL CENTER	
Feb. 22	MISSOURI *	FAYETTEVILLE	NOON
Saturday	TIGERS	BUD WALTON ARENA	
Feb. 26	TENNESSEE *	FAYETTEVILLE	7:30 PM
Wednesday	VOLUNTEERS	BUD WALTON ARENA	
Feb. 29	AT GEORGIA *	ATHENS, GA.	5:00 PM
Saturday	BULLDOGS	STEGEMAN COLISEUM	
Mar. 4	LSU *	FAYETTEVILLE	6:00 PM
Wednesday	TIGERS	BUD WALTON ARENA	
Mar. 7	AT TEXAS A&M *	COLLEGE STATION, TEXAS	3:30 PM
Saturday	AGGIES	REED ARENA	
Mar. 11-15	AT SEC TOURNAMENT	NASHVILLE, TENN.	
Wed - Sun		BRIDGESTONE ARENA	

BOLD - Home Game

+ - Collegiate Hoops Roadshow - Razorback Regional

^ - SEC Tournament

* - SEC Game

% - Big 12/SEC Challenge

Arkansas SID: Mike Cawood • tmcawood@uark.edu • 479-236-2090

www.ArkansasRazorbacks.com
www.CoachMuss.com



@RazorbackMBB
@EricPMusselman



@RazorbackMBB



/RazorbackMBB



GAME 15

ARKANSAS RAZORBACKS

JANUARY 11, 2020 • SATURDAY • 5:00 PM
OXFORD, MISS. / THE PAVILION AT OLE MISS (9,500)

(RV/RV • #28/#30) ARKANSAS RAZORBACKS

Overall: 12-2 1-1 SEC

Head Coach: Eric Musselman (San Diego '87)

At Arkansas: 12-2 (1st Yr) • Collegiate HC Record: 122-36 (5th Yr)



OLE MISS REBELS

Overall: 9-4 0-1 SEC

Head Coach: Kermit Davis (Clemson '05)

At OM: 29-18 (2nd Yr) • Overall: 498-281 (25th Yr)



Versus Ole Miss

- This will be the 82nd meeting between Arkansas and Ole Miss - the 54th since Arkansas joined the SEC. The Razorbacks own a 48-33 advantage in the series (27-26 in SEC play) but are just 8-20 in Oxford.
- Arkansas has won 5 of the last 6 with Ole Miss' lone win coming last season when then #19 Rebels won 84-67 in Oxford.
- The teams split the series last season, each winning on at home.

^ **LAST SEASON GAME 1:** Breein Tyree scored 22 points, Terence Davis added 18 and No. 18 Mississippi never trailed in a 84-67 win.

Ole Miss pushed out to an 11-point lead by halftime and had a comfortable advantage through most of the second half. Ole Miss was in control from the opening tip, jumping out to an 11-2 lead in the opening minutes.

^ **LAST SEASON GAME 2:** Down three (73-70) with 1:07 left in the game, Jalen Harris assisted on a Daniel Gafford dunk with 43 seconds left and later hit a lay-up with 5.9 seconds on the clock to lift Arkansas to a 74-73 victory.

Harris scored 10 points and added nine assists with just one turnover in 32 minutes of action. Ole Miss's Breein Tyree scored 20 points, including 11-of-the-last-13 over the final 7:36 for the Rebels to provide the three-point lead with 1:07 left. To Arkansas' credit, the Razorbacks answered each time to keep is a one-possession game. In fact, the game was tight throughout and saw 21 lead changes, including Harris' game-winner.

Mason Jones scored 16, second-half points to keep the Razorbacks in the game, sinking 4-of-5 from 3-point range in the half. Jones finished with a game-high 22, going 6-of-8 from long range.

Inside the Numbers

- While the rebounding numbers stand out at LSU, Arkansas used its tough defense and resiliency to stay in the game.
- ^ LSU out-rebounded Arkansas 53-24. LSU had 23 offensive rebounds and had 26 second-chance points compared to Arkansas' three offensive rebounds and zero second-chance points.
- ^ LSU was 21-of-28 at the free throw line. Arkansas was 17-of-18.
- ^ Arkansas only committed seven turnovers, had eight steals and four blocked shots. LSU committed 13 turnovers and only had one steal.
- ^ Arkansas shot 44.8% from the field, compared to LSU's 40.9%.
- ^ Arkansas scored 15 points off turnovers, compared to 10 by LSU, and had 16 fast break points, compared to four by the Tigers.

Very Rare Loss

- It is reasonable to believe that Arkansas would lose at LSU after being out-rebounded 53-24. However, Arkansas is 9-2 this season when being out-rebounded.
- Some other anomalies from the LSU loss:
 - ^ Arkansas led at halftime and is 10-1 in such games.
 - ^ Musselman's collegiate teams are 93-5 when leading at the half.
 - ^ Arkansas scored first and is 8-2 in such games.
 - ^ Musselman's collegiate teams are 74-18 when scoring first.
 - ^ Arkansas shot 44% (LSU 40%) and is 8-1 when shooting better than opp.
 - ^ Musselman's collegiate teams are 97-6 when shooting better than opp.

VERSUS OLE MISS:

Arkansas Leads.....	48-33
• SEC ONLY.....ARK Trails.....	27-26
Home.....ARK Leads.....	16-11
Away.....ARK Trails.....	8-20
Neutral.....ARK Leads.....	24-2

THE SERIES - SEC ONLY:

01/18/92	12/-	W	114-93	A
03/07/92	7/-	W	100-83	H
01/06/93	13/-	W	90-78	H
02/27/93	15/-	W	85-63	A
01/05/94	1/-	W	87-61	H
02/19/94	1/-	W	90-73	A
01/14/95	3/-	L	76-71	A
02/18/95	10/-	W	85-70	H
01/10/96		W	63-62	A
02/14/96		W	79-73	H
01/02/97		L	91-74	A
01/29/97		L	71-52	H
02/05/98	14/17	W	100-87	H
02/25/98	12/13	L	81-65	A
01/09/99	18/-	L	76-65	H
01/30/99	21/-	L	89-81	A
01/05/00		W	71-64	A
02/02/00		L	87-82	A
01/10/01	-/20	L	53-48	H
01/31/01		L	84-73	A
01/19/02		L	70-64	H
02/09/02		L	79-67	A
01/25/03		L	73-54	A
03/08/03		L	64-54	H
01/17/04		W	86-78	H
03/06/04		L	55-45	A
01/05/05		W	69-46	H
02/05/05		W	66-65	A
01/25/06		W	71-58	H
02/15/06		L	73-70	A
01/13/07		L	74-72	A
02/17/07		W	83-66	H
02/09/08		W	75-69	H
03/04/08		L	81-72	A
01/14/09		L	74-65	A
03/04/09		L	98-91 (OT)	H
01/31/10	-/18	W	80-73	A
03/06/10		L	68-66	H
02/05/11		L	69-60	H
03/05/11		L	84-74	A
01/11/12		L	71-63	A
02/28/12		L	77-75	H
01/19/13		L	76-64	A
03/05/14		W	110-80	H
01/17/15	19/-	L	96-82	H
02/14/15	24/-	W	71-70	A
02/13/16		L	76-60	A
02/18/17		W	98-80	H
03/10/17		W	73-72	N (Nashville)
01/20/18		W	97-93	H
02/13/18		W	75-64	A
01/19/19	-/18	L	84-67	A
03/02/19		W	74-73	H

Isaiah Joe is 1 of 20 named to the 2020 Jerry West Shooting Guard of the Year Award watch list.

FANS CAN VOTE AT:
www.hoophallawards.com





ERIC MUSSELMAN ARKANSAS HEAD COACH

122-36 • 5th year as head collegiate coach
503-291 • 14 seasons as professional head coach

COLLEGIATE HEAD COACHING RECORD

Year	Record	Conference	Postseason
2015-16	24-14	10-8 MW (T4th)	CBI Champion
2016-17	28-7	14-4 MW (1st) ^ *	NCAA 1st Round
2017-18	29-8	15-3 MW (1st) ^	NCAA Sweet 16
2018-19	29-5	15-3 MW (1st) ^	NCAA 1st Round
2019-20	12-2	1-1 SEC	
Totals	122-36	55-19	

^ - Regular season champion / * - Tournament champion

Eric Musselman was named Arkansas' 13th head men's basketball coach on April 7, 2019. He has over 30 years of coaching experience, including four as a head coach at Nevada and 14 as a professional head coach.

In his four years as Nevada head coach, Musselman won at least 24 games each season (24, 28, 29 and 29) to post a 110-34 record and .764 winning percentage - sixth-best among active Division I coaches. Prior to entering the collegiate head coaching ranks, Musselman was a head coach for seven professional teams, including two seasons with the Golden State Warriors (2002-04) and one with the Sacramento Kings (2006-07). He has won over 550 games as a professional head coach with a combined winning percentage of .626 (553-330).

Musselman is married to Danyelle Sargent Musselman who has worked at ESPN, Fox Sports and the NFL Network as a broadcaster. Musselman has two sons Michael and Matthew and the couple has a daughter Mariah.

Musselman's father Bill was also an NBA head coach and they were the first father-son combination to become head coaches in the NBA.

2019-20 RAZORBACKS

No.	Name	Pos.	Yr.	Ht.	Wt.	Hometown	High School/Previous School
0	Jeantal Cylla	F	Gr.Sr.	6-7	215	Lake Worth, Fla.	Lake Worth Christian / UNC Wilmington
1	Isaiah Joe	G	So.	6-5	180	Fort Smith, Ark.	Fort Smith Northside HS
2	Adrio Bailey	F	Sr.	6-6	222	Clarence, La.	Lakeview HS
3	Desi Sills	G	So.	6-1	196	Jonesboro, Ark.	Jonesboro HS
5	Jalen Harris	G	Jr.	6-2	172	Wilson, N.C.	Word of God Christian Acad. / New Mexico
12	Ty Stevens	G	Jr.	6-2	187	Republic, Mo.	Republic HS
13	Emeka Obukwelu	F	R-Jr.	6-8	230	Plano, Texas	West Plano HS (UT Tyler)
14	Jamario Bell	F	Gr.Sr.	6-5	250	Junction City, Ark.	Junction City HS
15	Mason Jones	G	Jr.	6-5	207	Desoto, Texas	Triple A Academy / Connors State College
24	Ethan Henderson	F	So.	6-8	210	Little Rock, Ark.	Parkview Magnet HS
33	Jimmy Whitt Jr.	G	Gr.Sr.	6-3	175	Columbia, Mo.	Hickman HS / SMU
35	Reggie Chaney	F	So.	6-8	222	Tulsa, Okla.	Findlay Prep (Henderson, Nev.)
11	JD Notae	G	Jr.	6-2	185	Covington, Ga.	Newton HS / Jacksonville
22	Abayomi (Bay-Bey) Iyiola	F	Jr.	6-9	210	Atlanta, Ga.	Greenforest-McCaleb Christian Acad. / Stetson
23	Connor Vanover	F	So.	7-3	225	Little Rock, Ark.	Findlay Prep (Nev.) / California

Head Coach
Associate Head Coach
Assistant Coach
Assistant Coach
Director of Operations
Special Assistant to Head Coach
Video Coordinator
Director of Recruiting
Recruiting Coordinator
Head Athletic Trainer
Head Strength Coach
Graduate Assistants

Eric Musselman San Diego, 1987 1st Season at Arkansas
Chris Crutchfield Nebraska-Omaha, 1992 1st Season at Arkansas
Corey Williams Oklahoma State, 2002 1st Season at Arkansas
Clay Moser Wisconsin-La Crosse, 1987 1st Season at Arkansas
Anthony Ruta Arizona State, 2012 1st Season at Arkansas
Hays Myers LSU, 2016 1st Season at Arkansas
Riley Hall Arkansas, 2016 4th Season at Arkansas
Michael Musselman San Diego, 2018 1st Season at Arkansas
Patrick Ackerman Detroit Mercy, 2016 1st Season at Arkansas
Mark O'Neal Arkansas, 1989 1st Season at Arkansas
Dave Richardson Louisiana-Monroe, 1989 2nd Season at Arkansas
Velton Kennedy (Arkansas, 2017) Trey Thompson (Arkansas, 2018)
Sean Bair (Dickinson College, 2012) Alec Kobre (Pacific, 2016)
Jeremiah Bonus (Dayton, 2017) Alex Dellett (Arkansas, 2018)
Max Penderly (Ohio, 2014) Bilal Rabbani (Emerson, 2017)

Student Assistant: Khalil Garland

Managers: Clay Cunningham • Jacob Leonard • Tyson Hicks • Jack Hutchinson • Ethan Westerman
Michael Justus • Greg Croll • Luke Loveless • Jarod Summons • Zeb Wilson

MUSSELMAN FILE

• Hometown: Ashland, Ohio
• Birth Date: November 19, 1964
• Wife: Danyelle • Children: Michael, Matthew, Mariah

RAZORBACK ACTIVE ROSTER

 #2 • Adrio BAILEY Recreation & Sport MGMT	 #14 • Jamario BELL Recreation & Sport MGMT	 #35 • Reggie CHANEY Recreation & Sport MGMT
 #0 • Jeantal CYLLA Adult & Lifelong Learning	 #5 • Jalen HARRIS Communications	 #24 • Ethan HENDERSON Recreation & Sport MGMT
 #1 • Isaiah JOE Recreation & Sport MGMT	 #15 • Mason JONES Communications	 #13 • Emeka OBUKWELU Biology
 #3 • Desi SILLS Recreation & Sport MGMT	 #12 • Ty STEVENS Business Finance	 #33 • Jimmy WHITT Jr. Adult & Lifelong Learning
 CHRIS CRUTCHFIELD Associate Head Coach Nebraska-Omaha '92	 COREY WILLIAMS Assistant Coach Oklahoma State '02	 CLAY MOSER Assistant Coach Wisconsin-La Crosse '87

PRONUNCIATION GUIDE

2 Adrio Bailey Á-dree-OH
0 Jeantal Cylla GENE-tall...SILL-uh
22 Abayomi Iyiola AB-bah-YUM-ee ... EE-EE-oh-la
11 JD Notae No-TAY
13 Emeka Obukwelu Eh-MEHK-uh...O-Boo-Quay-Lu
3 Desi Sills Dez-ee
Anthony Ruta ROO-tuh

ROSTER BY STATE

Arkansas (5)	14 Jamario Bell Junction City
24 Ethan Henderson Little Rock	1 Isaiah Joe Fort Smith
3 Desi Sills Jonesboro	24 Connor Vanover Little Rock
Florida (1)	0 Jeantal Cylla Lake Worth
Georgia (2)	22 Abayomi Iyiola Atlanta
11 JD Notae Covington	Louisiana (1)
2 Adrio Bailey Clarence	Missouri (2)
12 Ty Stevens Republic	33 Jimmy Whitt Jr. Columbia
North Carolina (1)	5 Jalen Harris Wilson
Texas (2)	15 Mason Jones Desoto
4 Emeka Obukwelu Plano	Oklahoma (1)
35 Reggie Chaney Tulsa	

ROSTER BY CLASS

Graduate Senior (3)	0 Jeantal Cylla Forward
14 Jamario Bell Forward	33 Jimmy Whitt Jr. Guard
Senior (1)	2 Adrio Bailey Forward
Redshirt Junior (1)	4 Emeka Obukwelu Forward
Junior (5)	5 Jalen Harris Guard
22 Abayomi Iyiola Forward	15 Mason Jones Guard
11 JD Notae Guard	12 Ty Stevens Guard
Sophomore (5)	35 Reggie Chaney Forward
24 Ethan Henderson Forward	1 Isaiah Joe Guard
3 Desi Sills Guard	24 Connor Vanover Forward
Freshmen (0)	- NONE -

MUSSELMAN CAREER HEAD COACHING RECORD

* - Professional basketball **DOES NOT** count postseason in overall W-L records

2003 NBA Coach of the Year Runner-Up
2012 NBA D-League Coach of the Year
2016 Bleacher Report Mountain West Coach of the Year
2017 USBWA District VIII Coach of the Year
2018 USBWA District VIII • NABC District 17 • Mountain West Coach of the Year

COLLEGIATE	5th Season	122-36	7-4 Postseason
Nevada	4 years	110-34	7-4 Postseason
Arkansas	1st year	12-2	--
PROFESSIONAL	14 Seasons	503-291	50-39 Postseason * (553-330)
CBA	7 years	270-122	39-34 Postseason *
Rapid City	5 years	191-89	27-25 Postseason *
Florida	2 years	79-33	12-9 Postseason *
USBL	2 years	53-3	4-0 Postseason *
Florida	2 years	53-3	4-0 Postseason *
NBA	3 years	108-138	--
Golden State	2 years	75-89	--
Sacramento	1 year	33-49	--
D-League	2 years	72-28	7-5 Postseason *
Reno	1 year	34-16	2-3 Postseason *
Los Angeles	1 year	28-12	5-2 Postseason *
INTERNATIONAL	3 Years	24-14	--
Dominican	1 years	5-1	--
Venezuelan	2 years	19-13	--

MUSSELMAN BY YEAR AS HEAD COACH

Year	Team	League	Record	Note for the Season	Reg. Season Div./Conf. Finish	Postseason
1989-90	Rapid City	CBA	42-14	MOST WINS IN CBA	1st National Conf.	Finals (8-8)
1991-92	Rapid City	CBA	37-19	2nd-most wins in CBA	1st National Conf.	Finals (9-7)
1992-93	Rapid City	CBA	44-12	MOST WINS IN CBA	1st National Conf.	Conf. Finals (5-3)
1993-94	Rapid City	CBA	37-19	MOST WINS IN CBA	1st National Conf.	Conf. Finals (5-5)
1994-95	Rapid City	CBA	31-25	6th-most wins in CBA	5th National Conf.	Conf. 1st Rd (0-2)
1995-96	Florida	CBA	41-15	MOST WINS IN CBA	1st National Conf.	Conf. Finals (5-3)
1996-97	Florida	CBA	38-18	2nd-most wins in CBA	1st American Conf.	Finals (7-6)
1995	Florida	USBL	25-2	MOST WINS IN USBL	1st Overall	Champion (1-0)
1996	Florida	USBL	28-1	MOST WINS IN USBL	1st Southern Div.	Champion (3-0)
2002-03	Golden State	NBA	38-44	6th Pacific Division	11th Western Conf.	--
2003-04	Golden State	NBA	37-45	14th Pacific Division	11th Western Conf.	--
2006-07	Sacramento	NBA	33-49	5th Pacific Division	11th Western Conf.	--
2010-11	Reno	D-League	34-16	2nd-most wins in NBADL	1st Western Conf.	Semifinals (2-3)
2011-12	Los Angeles	D-League	38-12	MOST WINS IN NBADL	1st Western Conf.	Finals (5-2)
2015-16	Nevada	NCAA	24-14	T49th - Most wins NCAA	T4th Mountain West	CBI Champion (5-1)
2016-17	Nevada	NCAA	28-7	T16th - Most wins NCAA	1st Mountain West	NCAA 1st Rd (0-1)
2017-18	Nevada	NCAA	29-8	T11th - Most wins NCAA	1st Mountain West	NCAA Sweet 16 (2-1)
2018-19	Nevada	NCAA	29-5	T15th - Most wins NCAA	1st Mountain West	NCAA 1st Rd (0-1)
2019-20	Arkansas	NCAA	12-2	--	--	--
2010	Dominican Team		5-1	Silver Medal Centrobasket Championship		
2011	Venezuelan Team		12-9	5th FIBA Americas Championship		
2012	Venezuelan Team		7-4	Silver Medal FIBA South American Championship		

MUSSELMAN COACHING BY YEAR

1989-90	Head Coach	Rapid City Thrillers	CBA	2004-05	Asst. Coach	Memphis Grizzlies	NBA
1990-91	Asst. Coach	Minnesota Timberwolves	NBA	2005-06	Asst. Coach	Memphis Grizzlies	NBA
1991-92	Head Coach	Rapid City Thrillers	CBA	2006-07	Head Coach	Sacramento Kings	NBA
1992-93	Head Coach	Rapid City Thrillers	CBA	2007-10	DID NOT COACH		
1993-94	Head Coach	Rapid City Thrillers	CBA	2010-11	Head Coach	Reno Bighorns	NBADL
1994-95	Head Coach	Rapid City Thrillers	CBA	2011-12	Head Coach	Los Angeles Defenders	NBADL
Spring '95	Head Coach	Florida Sharks	USBL	2012-13	Asst. Coach	Arizona State Sun Devils	NCAA
1995-96	Head Coach	Florida Beachdogs	CBA	2013-14	Assoc HC	Arizona State Sun Devils	NCAA
Spring '96	Head Coach	Florida Sharks	USBL	2014-15	Assoc. HC	LSU Tigers	NCAA
1996-97	Head Coach	Florida Beachdogs	CBA	2015-16	Head Coach	Nevada Wolf Pack	NCAA
1998-99	Asst. Coach	Orlando Magic	NBA	2016-17	Head Coach	Nevada Wolf Pack	NCAA
1999-00	Asst. Coach	Orlando Magic	NBA	2017-18	Head Coach	Nevada Wolf Pack	NCAA
2000-01	Asst. Coach	Atlanta Hawks	NBA	2018-19	Head Coach	Nevada Wolf Pack	NCAA
2001-02	Asst. Coach	Atlanta Hawks	NBA	2019-20	Head Coach	Arkansas Razorbacks	NCAA
2002-03	Head Coach	Golden State Warriors	NBA				
2003-04	Head Coach	Golden State Warriors	NBA				

Razorbacks Still Among NCAA Winningest Teams

- Arkansas' **.857 win percentage is 15th-T in the NCAA.**
- Arkansas is **1 of 15 teams in the NCAA with two or fewer losses.**

#28 in NCAA NET, #14 in RPI, #8 Seed in Bracketology

- Arkansas' NCAA NET fell four spots to 28th after a 79-77 loss at LSU.
- Arkansas' **NET is 4th-best among SEC schools** behind Auburn (6), LSU (25) and Kentucky (26).
- Arkansas has an RPI of 14.
- Arkansas' **RPI of 14 is better than 12 teams ranked in the in the AP top 25.**
- Gonzaga (#1 AP/#41 RPI) Ohio State (#11 AP/#30 RPI)
- Louisville (#13 AP/#23 RPI) Kentucky (#14 AP/#83 RPI)
- Virginia (#18 AP/#27 RPI) Michigan (#19 AP/#38 RPI)
- Penn State (#19 AP/#26 RPI) Memphis (#21 AP/#45 RPI)
- Texas Tech (#22 AP/#95 RPI) Wichita State (#23 AP/#16 RPI)
- Arizona (#24 AP/#20 RPI) Colorado (#25 AP/#23 RPI)
- After the win at Texas A&M, ESPN's Joe Lunardi kept Arkansas as a #8 seed but now facing St Mary's in the South Regional.

HOGS #1 IN NCAA IN DEFENDING 3; Still Pretty Good in Others

- Arkansas held Indiana to 23.8% shooting from 3-point range, Texas A&M to 28.6 and LSU to 26.7%. In 14 games, opponents have shot below 29% from long range 12 times. Overall, opponents are a combined 56-of-248 from long range.
- Arkansas' **22.6% 3-point defense ranks 1st NCAA / 1st SEC.**
- Arkansas only had five steals at Indiana but bounced back with nine versus Texas A&M and eight at LSU. Arkansas has double-digit steals six times – 14 vs Rice, 13 vs Texas Southern, 11 each versus North Texas and Montana, 15 at Georgia Tech and 12 vs Tulsa.
- Arkansas' **9.5 steals per game ranks 16th NCAA / 1st SEC.**
- Arkansas' **133 total steals rank 32nd NCAA / 1st SEC.**
- Arkansas forced Texas A&M into 17 turnovers and the Razorbacks have forced at least 15 turnovers nine times this season, including 27 in the season opener versus Rice.
- Arkansas' **17.86 turnovers forced ranks 18th NCAA / 1st SEC.**
- Arkansas has only committed 16 turnovers in its first two SEC games. Arkansas has committed single-digit turnovers three times (8 vs South Dakota, 8 vs Tulsa, 9 versus Texas A&M and 7 at LSU).
- Arkansas' **+5.1 turnover margin ranks 14th NCAA / 1st SEC**
- Arkansas held its first five opponents to 56 points or less, including three teams in the 40's. However, Western Kentucky scored a season-high 86 points in an overtime win ... Since then, the **Razorback defense has allowed just 69.8 ppg over the last five.**
- Arkansas' **61.1 ppg scoring defense ranks 30th NCAA / 4th SEC.**
- Arkansas was blowing teams out in the first five games, winning by an average of 28.2 points. The next three wins were by only by an average of 5.0 points. Then, Arkansas suffered a seven-point, overtime loss at Western Kentucky. The Razorbacks bounced back with an 18 point win versus Tulsa and added a 10-point win versus Texas A&M..
- Arkansas' **+13.4 scoring margin ranks 28th NCAA / 2nd SEC.**
- Arkansas had a season-high 10 blocked shots versus Texas Southern ... The Hogs have had at least five rejections nine times this season.
- Arkansas' **4.9 blocked shots per game ranks 35th NCAA / 4th SEC.**

Mason Jones is THE TEAM LEADER

- Mason Jones leads the Razorbacks in:
 Scoring (19.8) • Rebounding (6.1) • Assists (37) • Steals 25
- Five times this season, Jones has led the team in 3 of the 4 categories in the same game. THIS YEAR, Jones has led the team in....
- ^RICE Scoring (32) • Steals (5)
- ^NTX Scoring (16) • Rebounds (6) • Assists (2)
- ^MONT Scoring (19) • Assists (4) • Steals (4)
- ^S DAK Rebounds (7)
- ^GA TECH Scoring (24)
- ^TULSA Scoring (41) • Assists (4) • Steals (4)
- ^VALPO Rebounds (9) • Assists (4)
- ^IND Assists (6)
- ^TAM Scoring (17) • Rebounds (6) • Steals (3)
- ^LSU Scoring (24) • Assists (4) • Steals (2)

Putting Arkansas 3PT Defense ... or Joe's Success ... in Perspective

- Arkansas opponents have made 56 3-pointers in 248 attempts.
- Sophomore Isaiah Joe has made 52 3-pointers in 152 attempts.

Free Throw Improvement

- Arkansas has shot above 70 percent at the free throw line 11 times this season – including a season-best 94.4% (17-of-18) and jumped 23 spots to **37th the NCAA / 2nd in the SEC in FT% (.757).**
- 37th of 350 teams is O.K. but it is spectacular when you consider that last year, the Hogs were 306th (of 351 teams) in free throw percentage (.668).
- The team's percentage is bolstered by Mason Jones, who ranks **12th the NCAA in FT% (.916 • 76-of-83).**

• MISCELLANEOUS STATS •

DOUBLE-FIGURE SCORING GAMES

Player	15-16	16-17	17-18	18-19	19-20	Career
Whitt Jr.	9	NA	16	19	11	55
Cylla	14	11	NA	22	-	47
Joe	NA	NA	NA	28	12	40
Jones	NA	NA	NA	22	11	33
Harris	NA	2	NA	11	1	14
Bailey	NA	1	3	5	2	11
Sills	NA	NA	NA	5	6	11
Chaney	NA	NA	NA	6	-	6

20+ POINT SCORING GAMES

Player	15-16	16-17	17-18	18-19	19-20	Career
Jones	NA	NA	NA	7	6	13
Joe	NA	NA	NA	5	5	10
Cylla	3	0	--	7	-	10
Whitt Jr.	1	NA	1	6	3	9
Bailey	NA	0	0	1	-	1
Sills	NA	NA	NA	0	1	1

30+ POINT SCORING GAMES

Player	15-16	16-17	17-18	18-19	19-20	Career
Jones	NA	NA	NA	2	2	4
Joe	NA	NA	NA	1	1	2

3+ THREE-POINTERS IN A GAME

Player	15-16	16-17	17-18	18-19	19-20	Career
Joe	NA	NA	NA	20	10	30
Jones	NA	NA	NA	12	6	19
Sills	NA	NA	NA	4	1	5
Cylla	3	2	NA	3	-	8

5+ THREE-POINTERS IN A GAME

Player	15-16	16-17	17-18	18-19	19-20	Career
Joe	NA	NA	NA	8	5	13
Jones	NA	NA	NA	4	1	5
Cylla	1	0	NA	1	-	2

DOUBLE FIGURE REBOUNDING GAMES

Player	15-16	16-17	17-18	18-19	19-20	Career
Whitt Jr.	0	NA	2	5	2	9
Cylla	1	1	NA	1	-	3
Bailey	NA	0	0	0	1	1
Jones	NA	NA	NA	1	-	1
Chaney	NA	NA	NA	0	1	1

DOUBLE FIGURE ASSISTS GAMES

Player	15-16	16-17	17-18	18-19	19-20	Career
Harris	NA	0	NA	5	-	5

DOUBLE-DOUBLES

Player	15-16	16-17	17-18	18-19	19-20	Career
Whitt Jr.	0	NA	0	5	2	7
Cylla	1	1	NA	1	-	3
Harris	NA	0	NA	2	-	2
Bailey	NA	0	0	0	1	1
Jones	NA	NA	NA	1	-	1

TRIPLE-DOUBLES

Player	15-16	16-17	17-18	18-19	19-20	Career
Whitt Jr.	0	NA	0	1	-	1

5+ ASSIST GAMES

Player	15-16	16-17	17-18	18-19	19-20	Career
Harris	NA	1	NA	19	3	23
Whitt Jr.	0	NA	8	11	1	20
Jones	NA	NA	NA	5	1	6
Sills	NA	NA	NA	4	-	4
Joe	NA	NA	NA	2	2	4
Chaney	NA	NA	NA	0	1	1

3+ STEALS IN A GAME

Player	15-16	16-17	17-18	18-19	19-20	Career
Whitt Jr.	0	NA	8	7	2	17
Joe	NA	NA	NA	6	4	10
Harris	NA	2	NA	4	2	8
Bailey	NA	0	1	3	4	8
Jones	NA	NA	NA	3	5	8
Chaney	NA	NA	NA	2	1	3
Sills	NA	NA	NA	1	-	1
Cylla	0	1	NA	0	-	1

3+ BLOCKS IN A GAME

Player	15-16	16-17	17-18	18-19	19-20	Career
Chaney	NA	NA	NA	5	2	7
Bailey	NA	0	1	2	3	6
Whitt Jr.	0	NA	1	1	-	2
Henderson	NA	NA	NA	0	1	1

RAZORBACK THAT SCORES FIRST

Jimmy Whitt Jr.	FOR UA: 7 (6-1)	OVERALL: 4 (3-1)
Mason Jones	FOR UA: 6 (5-1)	OVERALL: 5 (4-1)
Desi Sills	FOR UA: 1 (1-0)	OVERALL: 1 (1-0)

Five Saturdays Sold Out

- Arkansas sold out Bud Walton Arena (19,200) for the SEC opener versus Texas A&M. It was the program's largest crowd since Dec. 3, 2016 versus Austin Peay with a crowd of 19,483.
- Arkansas' remaining Saturday games this season are also sold out, including Kentucky (Jan. 18), TCU (Jan. 25), Mississippi State (Feb. 15) and Missouri (Feb. 22).

BEST SCORING DUOS IN NCAA - ARKANSAS HAS THE BEST TRIO IN SEC

- Only three teams in the NCAA feature **two players in the nation's top 105 for scoring**:
 - ^ ARKANSAS: Mason Jones (31st / 19.8) • Isaiah Joe (101th / 17.1)
 - ^ UT MARTIN: Parker Stewart (53rd / 18.8 • Quintin Dove 80th / 17.6)
 - ^ NEVADA: Jalen Harris (88th / 17.4 • Jazz Johnson 100th / 17.1)
- Arkansas is the only team in the SEC to feature:
 - ^ **Two players in the league's top 5 for scoring** – Mason Jones (2nd / 19.8) • Isaiah Joe (5th / 17.1)
 - ^ **Three players in the league's top 20 for scoring** – Jimmy Whitt Jr. (14th / 14.0)

Joe & Jones: The Dynamic Duo

- Last year, Isaiah Joe and Mason Jones rarely had good games on the same day. Their best games together include FIU (Joe 34 & Jones 19) and Tennessee (Joe 23 & Jones 18).
- The Dynamic Duo have scored in double figures seven times in the same game this season including:
 - ^ RICE: Jones scored 32 and Joe 24 in the season opener.
 - ^ NORTH TEXAS: each scored game-high 16 in game two of the season.
 - ^ AUSTIN PEAY: Both scored 16 in the win.
 - ^ TEXAS A&M: Both scored a game-high 17 in the win.
- ALSO over a 3-game span, Joe and Jones each scored at least 20.**
 - ^ 12/14/19 Tulsa Joe: 20 / Jones: 41
 - ^ 12/21/19 Valpo Joe: 21 / Jones: 20
 - ^ 12/29/19 at Indiana Joe: 24 / Jones: 21
- The last time two Razorbacks scored at least 20 points in back-to-back games was the 2008-09 season (**MICHAEL WASHINGTON AND COURTNEY FORTSON**).
- The last time three Razorbacks scored at least 20 points in three consecutive games was the 1994-95 season (**CORLISS WILLIAMSON AND SCOTTY THURMAN**).

So Far, This is the Both THE Worst and THE Best Rebounding Year in History

- Arkansas knew all along with the loss of Daniel Gafford (8.7 rpg last season) and no size returning, rebounding was going to be an issue. Of the 350 NCAA Division I schools....
 - Arkansas ranks 329th NCAA/14th SEC in offensive rebounds per game (7.36 avg).
 - Arkansas ranks 326th NCAA/14th SEC in rebound margin (-4.6 avg).
 - Arkansas ranks 286th NCAA/14th SEC in total rebounds per game (33.57 avg).
 - Arkansas ranks 159th NCAA/8th SEC in defensive rebounds per game (28.21 avg) ... **BUT SEE BELOW**
 - THIS IS THE WORST OFFENSIVE REBOUNDING YEAR DATING BACK TO 1986-87***
 - ^ Arkansas gets 7.36 offensive boards while opponents get 27.07 defensive boards.
 - ^ Arkansas gets a **program-worst 21.37% of available rebounds on the offensive end.**
 - THIS IS THE BEST DEFENSIVE REBOUNDING YEAR DATING BACK TO 1986-87***
 - ^ Arkansas gets 28.21 defensive boards while opponents get 11.14 offensive boards.
 - ^ Arkansas gets a **program-best 70.17% of available rebounds on the defensive end.**
- * - stat courtesy of HogStats.com - offensive/defensive boards not separated prior to 1986-87 season.

Mythbusting

- By starting four guards –and playing five guards recently – there have been some misconceptions about the Razorbacks:
 - Arkansas has been out-scored in the paint by its opponent 10 times.
 - ^ However, Arkansas is 8-2 in such games and, overall, Arkansas has scored 396 points in the paint compared to opponents' 430 ... a difference of just 2.43 points per game.
 - Arkansas does not live and die by the 3-point shot. (*They live and die with its defense.*)
 - ^ It's true Isaiah Joe ranks 5th in the NCAA in 3-point attempts with 152. Joe **DOES** rank 3rd in the SEC in 3PT% (.342).
 - ^ As a team, however, Arkansas ranks 135th in the NCAA in 3PT attempts (351) and 104th in 3PT made (109).
 - With a starting center at 6-6 (Adrio Bailey), Arkansas is at a disadvantage in the post.
 - ^ Arkansas ranks 35th in the NCAA in blocked shots per game (4.9).
 - ^ Bailey leads the team in deflections, ranks 51st in the NCAA in blocked shots and ranks 8th in the SEC in steals.

Turnovers

- An area of improvement Coach Musselman identified for this team early in the season is the amount of turnovers it had – 18 each exhibition win and **21 in the season opener versus Rice – tying for the most by any Eric Musselman-coached team.**
 - FOLLOW THE TUMULTUOUS TURNOVER ROLLER COASTER •**
- After the season openers across the nation, Arkansas ranked **280th** of 305 DI teams for turnovers.
- Arkansas only committed 10 turnovers vs. North Texas, 13 vs. Montana and 10 vs. Texas Southern, eight versus South Dakota and 12 versus Northern Kentucky.
 - ^ Arkansas was down to **94th** in the NCAA and was 1st in the SEC (12.6).
- THEN, the Razorbacks had 20 turnovers versus Austin Peay and 16 in the overtime loss at Western Kentucky.
 - ^ As a result, Arkansas jumped to **175th** in the NCAA / 6th in the SEC with 13.8 turnovers per game.
- Arkansas bounced back and tied a season-low with just eight turnovers versus Tulsa to stand **130th** in the NCAA.
- The Hogs committed 18 the last time out (Valpo) and rank **174th** in the NCAA in turnovers.
- Arkansas bounced to commit just 11 at Indiana and improved nearly 30 spots to **158th** in the NCAA.
- The Hogs committed just nine turnovers versus Texas A&M and seven at LSU, getting to **96th** in the NCAA - their 2nd-best of the year.
- HOWEVER, IF ANYONE CAN RIGHT THE SHIP, IT IS COACH MUSSELMAN:**
 - ^ Nevada went from ranking 200-plus in turnovers per game in year one to ranking inside the NCAA top 26 each of the last three years. In year one, Musselman's squad in turnovers per game went from:
 - Year 1:** 208th (13.0) in NCAA >> **Year 2:** 26th (11.0) in NCAA >> **Year 3:** 4th (9.6) in NCAA

Whitt (8th) and Jones (57th) Among Top 60 Guards in NCAA for FG%

- Point guard Jimmy Whitt Jr., ranks **FOURTH** in the SEC and 66th in the NCAA in field goal percentage (54.4%).
^ AMONG NCAA GUARDS, WHITT RANKS 8TH IN FG% (53.1%).
- Mason Jones ranks **11TH** in the SEC and 165th in the NCAA in field goal percentage (46.9%).
^ AMONG NCAA GUARDS, JONES RANKS 57TH IN FG% (49.2%).

Whitt Goes for 40

- Jimmy Whitt Jr., played a complete game at LSU.
^ Set SEC career-highs in points (22), FG (9), FGA (13), FT (4), FTA (4) and he played ALL 40 MINUTES.
- Whitt is the first Razorback to play all 40 minutes of a regulation game since Julysse Nobles accomplished the feat versus Louisville (11/17/09).
^ At Georgia Tech, Whitt played 43:47 in an overtime win at Georgia Tech.

Just A Minute

- Thanks to two overtime games, Isaiah Joe, Jimmy Whitt Jr., and Mason Jones rank among the SEC top 10 in minutes played.
^ Isaiah Joe 16th NCAA / 2nd SEC 36:53 minutes per game
^ Jimmy Whitt Jr. 40th NCAA / 3rd SEC 35:51 minutes per game
^ Mason Jones 201st NCAA / 13th SEC 32:57 minutes per game
- This is not a new phenomenon for Coach Musselman. At Nevada, three players ranked among the Mountain West top 10 in minutes played (each over 34) last season while two players were among the top four in minutes played in 2016-17 and 2017-18.

Joe Named SEC co-Player of the Week

- Arkansas sophomore Isaiah Joe was selected the SEC Co-Player of the Week after leading the 11-1 Razorbacks to a win at Indiana. Joe shared the honor with Kentucky's Nick Richards.
- Joe scored 24 points and added five rebounds as the Razorbacks claimed their first ever road win at a Big Ten member (now 1-7).
^ Joe played all 20 minutes of the second half and scored 18 points in the period. He helped Arkansas overcome a 38-33 halftime deficit, an 11-point deficit with 16 minutes to play and a 9-point deficit with eight minutes remaining.
^ With Arkansas down 11, Joe scored 15 or Arkansas' final 32 points as the Razorbacks closed the game on a 32-14 run, including a 19-3 run over the final eight minutes.
^ First, Joe made three 3-pointers to trim Arkansas' 11-point deficit to two.
^ Later, with Arkansas down nine, Joe hit a turnaround jumper on the right elbow to tie the game, 61-61.
^ Joe sealed the win by going 4-of-4 at the free throw line over the final 27 seconds.
^ Joe recorded his seventh game this season with at least five rebounds.
^ Joe drained six 3-pointers in the game, including four in the second half, to give him 158 triples in his 46-game career to move him to ninth on the school's all-time 3-pointers made list. Joe passed Dusty Hannahs, who made 155 3-pointers in 68 career games over two seasons (2015-17). Next on the list is Eric Ferguson, who made 160 3's in 117 career games over four seasons (2002-06).

Jones: 2x SEC Player Of The Week

- Arkansas junior guard Mason Jones has been named the SEC Player of the Week twice this season.
FIRST: Scored a then career-high 32 points in the season-opening win over Rice. He not only set a career high for points, but he established career highs in field goals made (12), field goals attempted (18) and steals (5). He had seven rebounds (his 3rd-best career total), was 4-of-8 from 3-point range and 4-of-4 from the free throw line.
• The 32 points by Jones were the second-most by a Razorback in a season opener and marked the third, 30-point game in Jones' career. His 17 first-half points nearly matched that of the Rice team (19).
- SECOND:** Scored a career-high 41 points and added six rebounds, while leading the team in assists (4) and steals (4). He tied career highs by going 12-of-18 from the field (7-of-7 from 2-point range) while going 5-of-11 from 3-point range and 12-of-13 at the free throw line.
• 41 points ties for 6th-most in the NCAA this season and ties for 7th-most in Arkansas history.
• In the first half, Jones scored 20 points, including a long 3-pointer at the buzzer for a 16-point halftime lead. He also had three steals, two assists and a blocked shot.
• In the second half, after Tulsa worked its 16-point deficit to nine (68-59 with 11:49 left), Jones scored 15 straight for the Razorbacks during an 18-5 run to give Arkansas a 22-point lead (86-64) with 6:00 left.

Jimmy Uses Wit Point Guard or Point Center?

- Jimmy Whitt Jr., is not your typical point guard. Namely, he is second on the team in rebounds (5.3) while he only dishes out 2.3 assists per game. And, as a guard, **he leads the team in field goal percentage** (54.4%) to rank **FOURTH in the SEC** but has yet to attempt a 3-pointer.
- However, he possesses the best quality of a point guard - he rarely turns the ball over. In fact, **he only has 22 turnovers in over 501:54 minutes ... 1 every 22.8 minutes.**
- Ironically, he had a season-high four turnovers in one game - Montana. The fourth of his four turnovers that game came at 17:44 of the second half. **After that last turnover versus Montana, Whitt played 158:18 over five games without a turnover. (The final 17:44 vs Montana, 33:46 minutes versus Texas Southern, 35:28 minutes versus South Dakota, 43:47 minutes versus Georgia Tech and the first 27:33 versus Northern Kentucky.)**

Jones' "MUCH TO EARLY" Record Watch

- Mason Jones made his first 27 free throws (36 straight dating back to last season) and had a streak of 24 straight snapped when he missed his final attempt versus Tulsa. Overall, he is 76-of-83 and ranks 12th in the NCAA at 91.6%.
- The Arkansas record for FT% in a season is also 93.9% (62-of-66) by Ricky Medlock in 1975.
- Only six Razorbacks - for a combined nine times - have ended the season shooting over 90% from the line.

1. Ricky Medlock 93.9% (62-66) in 1975	2. Tommy Boyer 93.3% (125-134) in 1962
3. Ricky Medlock 91.6% (87-95) in 1974	4. Robert Birden 91.5% (65-71) in 1975
5. Darrell Hawkins 91.4% (74-81) in 1992	6. Pat Bradley 91.3% (63-69) in 1997
7. Tommy Boyer 91.3% (147-161) in 1963	8. Dusty Hannahs 90.8% (108-119) in 2017
9. Pat Bradley 90.2% (74-82) in 1998	BOLD INDICATES PLAYER LED NCAA

• ABOUT ARKANSAS •

Location.....	Fayetteville, Ark.
Enrollment.....	27,559
Founded.....	1871
Colors.....	Cardinal (PMS 201) and White
Nickname.....	Razorbacks
Conference.....	Southeastern (SEC)
System President.....	Dr. Donald R. Bobbitt (Arkansas, 1980)
Chancellor.....	Dr. Joseph E. Steinmetz (C. Michigan, 1977)
Vice Chancellor / AD.....	Hunter Yurachek (Guilford, 1990)
Faculty Representative.....	Gerald Jordan (Arkansas, 1970)
Arena (Capacity).....	Bud Walton Arena (19,200)

• HISTORY

First Year of Basketball.....	1923-24
Seasons.....	97th
Overall Conference Championships.....	24 (2 SEC, 22 SWC)
NCAA Tournament Bids.....	33
• NCAA Tournament Record.....	42-32 (.568)
National Championships.....	1 (1994)
National Runner-Up.....	1 (1995)
NCAA Final Fours.....	6 (1941, 1945, 1978, 1990, 1994, 1995)
NCAA Elite Eight.....	6 (1978, 1979, 1990, 1994, 1995)
NCAA Sweet 16.....	10
NIT Record (App.).....	6-5 (4)

• BASKETBALL STAFF

Head Coach.....	Eric Musselman
• Alma Mater/Year.....	San Diego, 1987
• at Arkansas.....	12-2 (1st year)
• As Collegiate Head Coach.....	122-36 (5th year)
• As Professional Head Coach.....	508-392 (.634 - 14 seasons)
• SEC Record.....	1st Season
• In Bud Walton Arena.....	1st Season
Assoc HC.....	Chris Crutchfield (Nebraska-Omaha, 1992 - 1st yr)
Asst Coach.....	Corey Williams (Oklahoma State, 2002 - 1st yr)
Asst Coach.....	Clay Moser (Wisconsin-La Crosse, 1987 - 1st yr)
Dir. of Ops.....	Anthony Ruta (Arizona State, 2012 - 1st yr)
Special Asst to HC.....	Hays Myers (LSU, 2016 - 1st yr)
Video Coord.....	Riley Hall (Arkansas, 2016 - 4th yr)
Dir. of Recruiting.....	Michael Musselman (San Diego, 2018 - 1st yr)
Recruiting Coord.....	Patrick Ackerman (Detroit Mercy, 2016 - 1st yr)
Dir. of S-A Devel.....	Earl Boykins (Eastern Michigan, 1998 - 1st yr)
Dir. of Multimedia.....	Martina Wood (North Carolina, 2010 - 1st yr)



SASSY'S RED HOUSE

January 6	January 20
January 27	February 3
February 24	March 2



SUNDAYS • JAN 5 THROUGH MAR 8

KATV - Sunday - 10:30PM
KFSM - Sunday - 10:30PM
KXNW - Sunday - 9:30PM
Cox Sports Television - Tuesday - 6:00PM
Fox Sports Southwest - Tuesday - 4:30PM

• 2019-20 RECORD BREAKDOWN •

RECORD BREAKDOWN

At Home	9-0
On The Road	2-2
Neutral	1-0
White Uniforms	4-0
White '94 Throwback Uniforms	6-0
Cardinal Uniforms	2-2

GENERAL

When Arkansas controls the tip	5-2
When opponent controls the tip	7-0
When Arkansas scores first	8-2
When opponent scores first	4-0

LEADS AND DEFICITS

Leading at the half – home	9-0
Leading at the half – road/neutral	1-1
Tied at the half – home	0-0
Tied at the half – road/neutral	0-0
Trailing at the half – home	0-0
Trailing at the half – road/neutral	2-1
Games decided by 5 points or fewer	2-1
Games decided by 10 points or fewer	5-1
Leading with 5:00 left in regulation	10-1
Leading with 2:00 left in regulation	11-2
Overtime games	1-1

OFFENSE

Scoring less than 70 points	6-0
Scoring 70-79 points	3-2
Scoring 80-89 points	1-0
Scoring 90-99 points	2-0
Scoring 100+ points	0-0
2 Players Or Less in Double Figures	1-0
3 Players in Double Figures	9-2
4 Players in Double Figures	2-0
5 Players in Double Figures	0-0
6 Players in Double Figures	0-0
1 Player Scores 20+ Points	4-1
2+ Players Score 20+ Points	4-1
When shooting 50 percent or higher	2-0
When shooting less than 50 percent	10-2

REBOUNDING/TURNOVERS

When out-rebounding opponent	3-0
When out-rebounded	9-2
When rebounds are even	0-0
When grabbing 10+ offensive reb	3-1
When forcing 15+ turnovers	8-1
When committing less than 15 turnovers	9-1
When committing 15+ turnovers	3-1

When Top Scorer Is (Includes Ties)

Mason Jones	Season: 6-1	Career: 13-4
Isaiah Joe	Season: 5-0	Career: 7-4
Jalen Harris	Season: 0-0	Career: 1-1
Desi Sills	Season: 1-0	Career: 1-1
Jimmy Whitt Jr.	Season: 3-0	Career: 8-7
Jeantal Cylla	Season: 0-0	Career: 3-8

When Top Rebounder Is (Includes Ties)

Mason Jones	Season: 4-0	Career: 6-2
Adrio Bailey	Season: 3-1	Career: 521
Reggie Chaney	Season: 2-0	Career: 4-0
Jimmy Whitt Jr.	Season: 2-1	Career: 8-10
Jeantal Cylla	Season: 0-0	Career: 0-4
Desi Sills	Season: 1-0	Career: 1-0
Isaiah Joe	Season: 2-0	Career: 2-0

Months

In November	7-0
In December	4-1
In January	1-1
In February	0-0
In March	0-0

Jones in the Clutch

- Mason Jones banked home a game-winning 3-pointer with 0.1 seconds left on the clock in overtime to lift Arkansas to a 62-61 win at Georgia Tech. Jones has made clutch inside the final seconds on three other occasions – twice to give Arkansas leads and once to secure a win.
- **^ In game three last year versus Indiana:** Jones was fouled when getting a defensive rebound with two seconds left. Jones sank the first free throw to put Arkansas up one (73-72) then missed the second on purpose, forcing Indiana to heave a full-court shot as time expired.
- **^ On Feb. 2, 2019 at #19 LSU:** Arkansas was down one (89-88) with 2:01 left. Nether team scored until Jones sank a runner in the lane with 22 seconds left for a 90-89 Razorback lead. LSU had three chances to score inside the final 22 seconds, but missed them all.
- **^ On Feb. 5, 2019 vs Vanderbilt:** After LSU, Arkansas was in another barn-burner. Keyshawn Embry-Simpson made a 3-pointer with 14 seconds left to put the Hogs up one (67-66). After a turnover by Vandy, Jones was fouled with seven seconds left and he sank both free throws for a 3-point lead (69-66). Vandy missed a long 3-pointer as time expired.
- **• Versus Tulsa,** it wasn't as dramatic, but a buzzer-beater none the less. As the buzzer sounded, Jones shot a long 3-pointer at the top of the key. It hit the front of the rim, took a high bounce and went through the net to give Arkansas a 16-point led (50-34) at halftime.
- **• In the come-from-behind wins versus Valpo and at Indiana,** Jones sank back-to-back 3-pointers to give the Razorbacks a lead they would not relinquish.
- **^ vs Valpo:** hit a triple at 1:24 to tie game and another with 53 seconds left for a 3-point lead.
- **^ at Indiana:** hit a triple at 2:50 to give Arkansas a 2-point lead and another at 2:04 for a 5-point lead.

3-Ball Streak Continues

- **• LAST YEAR:** Mason Jones made a 3-pointer at 18:43 of the first half at South Carolina (Feb. 9, 2019) to mark the 1,000th straight game Arkansas made at least one triple.
- Arkansas fans were getting nervous the streak might end versus Texas Southern. The Razorbacks were 0-of-13 from distance in the first half. However, Isaiah Joe opened the second half with a triple and would make six in the period en route to 29 second-half points - 33 total.
- Arkansas ranks fourth-tied on the NCAA active list of teams that have made at least one 3-pointer.
- 1. UNLV 1,087 consecutive games (thru 1/8 - Next 1/11)
- 2. Vanderbilt 1,077 consecutive games (thru 1/8 - Next 1/11)
- 3. Duke 1,073 consecutive games (thru 1/8 - Next 1/11)
- 4. **ARKANSAS 1,025 CONSECUTIVE GAMES**
- 5. Western Kentucky 1,025 consecutive games (thru 1/9 - Next 1/11)
- UNLV, Vanderbilt and Princeton have made a 3-pointer in every game since the NCAA adopted the rule in 1986-87. Kentucky is the only other team to make a 3-pointer in over 1,000 games. However, the Wildcats' streak ended March 2018 at 1,047 games (0-for-6 vs. Davidson in NCAA first round).
- **• The last game Arkansas did not make a 3-pointer was when the Razorbacks went 0-for-2 at Texas on Jan. 07, 1989.**

0-For-32; Other 0-For's

- Did you know, Arkansas' defense forced two opponents to miss a combined 32 consecutive 3-pointers over the first two games? Rice missed its first 3PT attempt, made its next two and **missed its last 22 ...** North Texas **missed its first 10** and finished the game making 2-of-its-last-7.
- In game three, Montana **missed its first 10** (0-of-6 in the first half) and finished the game making 2-of-its-last-6.
- **Over a three-game span** (first half of Rice, all of North Texas and into second half of Montana, **Arkansas held its opponents to 2-of-49 (4.1 percent)** from 3-point range.
- Indiana missed it last six 3-point attempts.





Hey Joe, Where you Going With Ball in Your Hand?

- Isaiah Joe went into several record books last season. He set four school records for 3-pointers, two SEC freshman records (while being just the fourth SEC frosh to lead the league 3PT%) and made the fourth-most 3-pointers by a freshman in NCAA history.
- Joe made six 3-pointers at Indiana to enter the Arkansas career top 10 for 3-pointers made.
- Joe has made 165 triples (in 47 career games) to rank 8th on the school's all-time list.
- By comparison, next on the list is Jannero Pargo, who made 168 treys in 60 career games.
- Joe makes 38.8% percent of his 3-pointers. At that pace, he would rank ninth in school history.

Joe: Just As Valuable on Defense as Offense ... and in Other Areas

- Isaiah Joe is nearly matching his 3-pointers made with his deflections on defense.
- Joe has made 165 career 3-pointers to rank 9th on school's all-time top 10.
- Joe has 143 career deflections, is second on the team with 24 steals and leads the team by drawing nine of the team's 20 charges this season. Joe led the team in both steals (51) and charges drawn (27) last season.

STATS BY HALF - OPPONENTS

		-- 1ST HALF --			-- 2nd HALF --		
		PTS	FG	3PT	PTS	FG	3PT
Rice	19	8-25/.320	2-13/.154		24	8-31/.258	0-12/.000
NTX	16	7-26/.269	0-9/.000		27	10-25/.400	2-8/.250
MONT	18	8-31/.258	0-6/.000		28	10-25/.400	2-10/.200
TXSOU	24	9-30/.300	1-7/.143		27	10-25/.400	1-4/.250
S DAK	24	10-30/.333	1-6/.167		32	12/25/.480	2-6/.333
@GT	30	10-21/.476	2-9/.222		29	11-27/.407	0-2/.000
NKU	28	12-26/.385	5-13/.385		32	10-25/.400	3-11/.273
APSU	30	10-25/.400	2-8/.250		31	12-28/.429	4-11/.364
@WKU	33	13-32/.406	3-11/.273		40	14-29/.483	2-7/.286
Tulsa	34	12-29/.414	1-6/.167		45	16-35/.457	3-12/.250
vValpo	34	14-36/.389	2-10/.200		34	13-36/.361	5-15/.333
@Ind	38	15-32/.469	2-8/.250		26	10-27/.370	3-13/.231
TXAM	33	11-26/.432	3-11/.273		26	10-19/.526	1-3/.333
@LSU	37	13-33/.394	3-10/.300		42	14-33/.424	1-5/.200

* 2nd half does not include OT

STATS BY HALF - ARKANSAS

		-- 1ST HALF --			-- 2nd HALF --		
		PTS	FG	3PT	PTS	FG	3PT
Rice	39	16-33/.485	4-12/.333		52	21-34/.622	6-13/.462
NTX	28	11-23/.478	3-10/.300		38	9-22/.409	3-12/.250
MONT	31	10-28/.357	3-13/.231		33	10-26/.385	1-7/.143
TXSOU	37	15-34/.441	0-13/.000		45	16-37/.432	6-13/.262
S DAK	39	15-35/.429	4-14/.286		38	16-31/.516	0-6/.000
@GT	30	12-31/.387	5-15/.333		26	9-23/.391	1-7/.143
NKU	33	14-31/.452	2-10/.200		33	9-24/.375	1-8/.125
APSU	34	12-21/.571	6-11/.545		35	10-25/.400	3-12/.250
@WKU	28	12-27/.406	3-11/.273		45	14-33/.424	6-16/.375
Tulsa	50	17-31/.548	6-15/.400		48	17-29/.586	5-15/.333
vValpo	32	12-28/.429	4-13/.308		40	9-24/.375	6-14/.429
@Ind	33	12-36/.343	4-14/.286		38	13-27/.481	8-17/.471
TXAM	42	13-24/.542	6-15/.400		27	11-24/.324	4-14/.286
@LSU	40	16-31/.516	5-13/.385		37	10-27/.370	3-12/.250

* 2nd half does not include OT

RECORD WATCH

Arkansas Career - 3's Made

1.	366	Pat Bradley	1996-99
2.	274	Rotnei Clarke	2009-11
3.	267	Scotty Thurman	1993-95
4.	237	Anthlon Bell	2013-16
5.	226	Todd Day	1989-92
6.	218	Lee Mayberry	1989-92
7.	168	Jannero Pargo	2001-02
8.	165	ISAIAH JOE	2019-PRES.
9.	160	Eric Ferguson	2003-06
10.	155	Dusty Hannahs	2016-17
--	106	MASON JONES	2019-PRES.

Arkansas Career - 3's Attempted

1.	915	Pat Bradley	1996-99
2.	653	Rotnei Clarke	2009-11
3.	642	Anthlon Bell	2013-16
4.	618	Scotty Thurman	1993-95
5.	588	Todd Day	1989-92
6.	514	Lee Mayberry	1989-92
7.	480	Eric Ferguson	2003-06
8.	452	Stef Welsh	2007-10
9.	431	Brandon Dean	1999-02
10.	427	Jonathon Modica	2003-06
--	425	ISAIAH JOE	2019-PRES.
--	290	MASON JONES	2019-PRES.

Arkansas Career 3's Made SEC GAMES ONLY

1.	366	Pat Bradley	1996-99
2.	274	Rotnei Clarke	2009-11
3.	267	Scotty Thurman	1993-95
4.	237	Anthlon Bell	2013-16
5.	226	Todd Day	1989-92
6.	218	Lee Mayberry	1989-92
7.	168	Jannero Pargo	2001-02
8.	160	Eric Ferguson	2003-06
9.	155	Dusty Hannahs	2016-17
10.	153	Jonathon Modica	2003-06
--	67	ISAIAH JOE	2019-PRES.

Arkansas Career 3's Att. SEC GAMES ONLY

1.	429	Pat Bradley	1996-99
2.	336	Rotnei Clarke	2009-11
3.	326	Anthlon Bell	2013-16
4.	303	Scotty Thurman	1993-95
5.	266	Eric Ferguson	2003-06
6.	263	Jonathon Modica	2003-06
7.	223	Brandon Dean	1999-02
8.	221	Jannero Pargo	2001-02
9.	217	Stef Welsh	2007-10
10.	210	Dusty Hannahs	2016-17
--	162	ISAIAH JOE	2019-PRES.

1995
2/11 VANDERBILT: Corliss: 21 - Scotty: 21
2/15 ALABAMA: Corliss: 24 - Scotty: 29
2/18 OLE MISS: Corliss: 29 - Scotty: 24

2019
12/14 TULSA: Mason: 41 - Isaiah: 20
12/21 VALPO: Mason: 20 - Isaiah: 21
12/29 INDIANA: Mason: 21 - Isaiah: 24

THE LAST TIME RAZORBACK TEAMMATES EACH SCORED 20+ IN 3 CONSECUTIVE GAMES

Overall:	122-36
- At Arkansas	12-2
Home:	67-5
Away:	36-21
Neutral:	19-10
Conference Games:	55-19
- At Arkansas	1-1
Home:	32-5
Away:	23-14
Against Ranked Teams:	1-3
- At Arkansas	0-0
Home:	0-0
Away:	0-1
Neutral:	1-2
Record by Month:	
November:	32-4
December:	25-8
January:	25-7
February:	23-6
March:	16-11
April:	1-0
When Leading at Halftime:	93-5
at Arkansas	10-1
When Trailing at Halftime:	27-30
at Arkansas	2-1
When Tied at Halftime:	2-1
at Arkansas	0-0
Out-Rebounding Opp:	73-10
at Arkansas	3-0
Being Out-Rebounded:	42-24
at Arkansas	9-2
Rebounds Are Even:	7-1
at Arkansas	0-0
When Scoring First:	74-18
at Arkansas	8-2
When Opponent Scores First:	48-18
at Arkansas	4-0
One-Possession Games:	16-9
at Arkansas	1-1
Overtime Games:	7-4
at Arkansas	1-1
Games Decided by 1-5 Pts or Less:	26-15
at Arkansas	2-1
Games Decided by 6-10 Pts:	29-9
at Arkansas	4-1
Games Decided by 11-19 Pts:	35-8
at Arkansas	2-0
Games Decided by 20-plus Pts:	32-4
at Arkansas	4-0
Shooting 50 percent or Better:	40-1
at Arkansas	2-0
Shooting Pct. Better Than Opp:	97-6
at Arkansas	8-1
Shooting Pct. Worse Than Opp:	23-29
at Arkansas	3-1
Shooting Pct. Same as Opp:	1-1
at Arkansas	0-0
Out-Scoring Opp Bench:	57-1
at Arkansas	4-0
Out-Scored By Opp Bench:	61-26
at Arkansas	8-2
Bench Scoring Even:	4-0
at Arkansas	0-0

Scoring Below 50 Points:	0-0
- At Arkansas	0-0
Home:	0-0
Away:	0-0
Neutral:	0-0
Scoring 50-59 Points:	0-8
- At Arkansas	0-0
Home:	0-1
Away:	0-5
Neutral:	0-2
Scoring 60-69 Points:	14-11
- At Arkansas	6-0
Home:	8-2
Away:	3-6
Neutral:	3-3
Scoring 70-79 Points:	40-13
- At Arkansas	3-2
Home:	21-2
Away:	13-8
Neutral:	6-3
Scoring 80-89 Points:	43-2
- At Arkansas	1-0
Home:	24-0
Away:	12-1
Neutral:	7-1
Scoring 90-99 Points:	17-1
- At Arkansas	2-0
Home:	10-0
Away:	6-1
Neutral:	1-0
Scoring 100 or More Points:	8-1
- At Arkansas	0-0
Home:	5-0
Away:	2-1
Neutral:	1-0

Opponent Scores Below 50 Points:	5-0
- At Arkansas	3-0
Home:	4-0
Away:	1-0
Neutral:	0-0
Opponent Scores 50-59 Points:	21-1
- At Arkansas	3-0
Home:	14-1
Away:	6-0
Neutral:	1-0
Opponent Scores 60-69 Points:	49-6
- At Arkansas	5-0
Home:	28-0
Away:	12-2
Neutral:	9-4
Opponent Scores 70-79 Points:	33-13
- At Arkansas	1-1
Home:	18-2
Away:	10-9
Neutral:	5-2
Opponent Scores 80-89 Points:	13-11
- At Arkansas	1-0
Home:	5-2
Away:	5-8
Neutral:	3-1
Opponent Scores 90-99 Points:	1-3
- At Arkansas	0-0
Home:	1-2
Away:	0-0
Neutral:	0-1
Opponent Scores 100 or More Points:	1-2
- At Arkansas	0-0
Home:	0-0
Away:	1-2
Neutral:	0-0

MUSSELMAN VERSUS ALL OPPONENTS

Opponent	Overall	at Nevada	at Arkansas	Last Meeting
Air Force	7-0	7-0	0-0	03/05/19
Akron	1-0	1-0	0-0	12/22/18
Alabama	• First Meeting •			
Arizona State	1-0	1-0	0-0	12/07/18
Arkansas-Little Rock	1-0	1-0	0-0	11/16/18
Auburn	• First Meeting •			
Austin Peay	1-0	0-0	1-0	11/12/19
Boise State	7-2	7-2	0-0	02/02/19
Bradley	1-0	1-0	0-0	12/03/16
Buffalo	1-0	1-0	0-0	11/25/16
BYU	1-0	1-0	0-0	11/06/18
Cal State Fullerton	0-1	0-1	0-0	11/28/15
California Baptist	1-0	1-0	0-0	11/19/18
Cincinnati	1-0	1-0	0-0	03/18/18
Coastal Carolina	1-0	1-0	0-0	11/13/15
Colorado State	7-1	7-1	0-0	02/02/19
Davidson	1-0	1-0	0-0	11/21/17
Drake	1-0	1-0	0-0	12/12/15
Eastern Washington	1-0	1-0	0-0	03/21/16
Florida	0-1	0-1	0-0	03/21/19
Fresno Pacific	1-0	1-0	0-0	12/09/15
Fresno State	6-3	6-3	0-0	02/23/19
Georgia	• First Meeting •			
Georgia Tech	1-0	0-0	1-0	11/25/19
Grand Canyon	1-0	1-0	0-0	12/09/18
Hawai'i	1-1	1-1	0-0	11/24/17
Holy Names	1-0	1-0	0-0	11/30/15
Idaho	1-0	1-0	0-0	11/10/17
Illinois State	1-0	1-0	0-0	11/29/17
Indiana	1-0	0-0	1-0	12/29/19
Iona	1-1	1-1	0-0	11/26/16
Iowa State	0-1	0-1	0-0	03/16/17
Kentucky	• First Meeting •			
LSU	1-0	0-0	1-0	01/08/20
Loyola-Chicago	1-1	1-1	0-0	11/28/18
Loyola Marymount	1-0	1-0	0-0	11/14/16
Ole Miss	• First Meeting •			
Mississippi State	• First Meeting •			
Missouri	• First Meeting •			
Montana	2-0	1-0	1-0	11/16/19
Montana State	1-0	1-0	0-0	11/15/15
Morehead State	2-1	2-1	0-0	04/01/16

Opponent	Overall	at Nevada	at Arkansas	Last Meeting
New Mexico	5-3	5-3	0-0	02/09/19
North Texas	1-0	0-0	1-0	11/12/19
Northern Kentucky	1-0	0-0	1-0	11/30/19
Oakland	1-0	1-0	0-0	11/23/16
Oregon State	1-1	1-1	0-0	11/18/16
Pacific	4-0	4-0	0-0	11/09/18
Portland State	1-0	1-0	0-0	11/25/15
Radford	1-0	1-0	0-0	12/17/17
Rhode Island	1-0	1-0	0-0	11/13/17
Rice	1-0	0-0	1-0	11/05/19
Saint Mary's	0-1	0-1	0-0	11/11/16
San Diego State	3-7	3-7	0-0	03/01/19
San Francisco	0-1	0-1	0-0	12/23/17
San Jose State	6-0	6-0	0-0	01/09/19
Santa Clara	2-0	2-0	0-0	11/15/17
South Carolina	• First Meeting •			
South Dakota	1-0	0-0	1-0	11/22/19
South Dakota State	1-0	1-0	0-0	12/15/18
Southern Cal	1-0	1-0	0-0	12/01/18
Southern Illinois	1-0	1-0	0-0	12/22/17
Tennessee	• First Meeting •			
Texas	1-0	1-0	0-0	03/16/18
Texas A&M	1-0	0-0	1-0	01/04/20
TCU	0-1	0-1	0-0	12/08/17
Texas Southern	1-0	0-0	1-0	11/19/19
Texas Tech	0-1	0-1	0-0	12/05/17
Towson	1-0	1-0	0-0	12/21/16
Tulsa	2-0	1-0	1-0	12/14/19
UC Davis	1-0	1-0	0-0	12/19/17
UC Irvine	2-0	2-0	0-0	12/02/17
UC Santa Barbara	1-0	1-0	0-0	12/22/16
UMass	1-0	1-0	0-0	11/23/18
UNLV	7-2	7-2	0-0	02/27/19
Utah	1-0	1-0	0-0	12/29/18
Utah State	7-2	7-2	0-0	03/02/19
Valparaiso	1-0	0-0	1-0	12/21/19
Vermont	1-0	1-0	0-0	03/23/16
Washington	1-0	1-0	0-0	12/11/16
Western Kentucky	0-1	0-0	0-1	12/07/19
Wichita State	0-1	0-1	0-0	12/22/15
Wyoming	5-1	5-1	0-0	02/16/19
Totals	121-35	110-34	11-1	

MUSSELMAN VERSUS CONFERENCES

American Athletic	3-0	CAA	1-0	Ohio Valley	3-1
American East	1-0	C-USA	2-1	Pac-12	5-1
ACC	1-0	Horizon League	2-0	Patriot League	0-0
Atlantic Sun	0-0	Ind./Non D1	2-0	SEC	1-2
Atlantic 10	3-0	Ivy League	0-0	SoCon	0-0
Big East	0-0	MAAC	1-1	Southland	0-0
Big Sky	6-0	Mid-American	1-0	SWAC	1-0
Big South	2-0	MEAC	0-0	Summit League	2-0
Big Ten	1-0	Missouri Valley	6-2	Sun Belt	2-0
Big 12	1-3	Mountain West	60-21	WCC	8-2
Big West	5-2	Northeast	0-0	WAC	2-0



BEST WINNING PERCENTAGE among active NCAA Division I head coaches (min 4 yrs) (stats.NCAA.org/head_coaches • Thru Jan. 9 2019)

1	Mark Few, Gonzaga	.826	585-123	21st yr
2	Roy Williams, North Carolina	.785	879-241	32nd yr
3	John Calipari, Kentucky	.772	719-212	28th yr
4	ERIC MUSSELMAN, ARKANSAS	.772	122-36	5th yr
5	Mike Krzyzewski, Duke	.769	1146-345	45th yr
6	Bill Self, Kansas	.765	692-213	27th yr
7	Rick Croy, Cal Baptist (2nd in DI)	.764	159-49	7th yr
8	Chris Jans, New Mexico State	.756	90-29	4th yr
9	Sean Miller, Arizona	.738	395-140	16th yr
10	Chris Beard, Texas Tech	.737	182-65	8th yr

- Named General Manager of CBA's Rapid City Thrillers at age of 22. The next year, became head coach of the Thrillers at he age of 23, the youngest coach in CBA history.
- From 1990-1997, had 24 players called up to the NBA, the highest number in the league during that span ... The only person in CBA history to coach in five league All-Star Games (1990, 1992, 1993, 1994, 1997)
- The first coach in professional basketball history to win 100 games by the age of 28.
- At the age of 37, named head coach of the Golden State Warriors ... He and his father, Bill, were first father-son combination to both become head coaches in NBA history.
- In 2003, was runner-up to San Antonio's Gregg Popovich for NBA Coach of the Year Award voting (231 points, including 26 first-place votes).
- Only needed 130 games to win his 100th game as a collegiate head coach.

INDIVIDUAL GAME HIGHS:

Most Points:

at Nevada:	45	Jordan Caroline at New Mexico 01/07/17
	40	Jordan Caroline at Colorado St 02/06/19
	37	D.J. Fenner v UNLV 02/08/17
	34	Marqueze Coleman at Hawai'i 11/16/15
	33	Caleb Martin at Utah 12/29/18
	32	Marcus Marshall at Wyoming 01/14/17
	32	Marcus Marshall at Washington 12/11/16
	32	Tyron Criswell v E. Washington 03/21/16
at Arkansas:	41	Mason Jones vs Tulsa 12/14/19
	33	Isaiah Joe vs Texas Southern 11/19/19
	32	Mason Jones vs Rice 11/05/19
	24	Mason Jones at LSU 01/08/20
	24	Jimmy Whitt Jr. vs Northern Ky 11/30/19
	24	Mason Jones at Georgia Tech 11/25/19
	24	Jimmy Whitt Jr. vs South Dakota 11/22/19
	24	Isaiah Joe vs Rice 11/05/19

SEC Game 24 Mason Jones at LSU 01/08/20

SEC Tourney

NCAA Tourney

Bud Walton: 32 Mason Jones vs Rice 11/05/19

Road Game: 24 Mason Jones at Georgia Tech 11/25/19

Neutral Site: 21 Isaiah Joe vs Valpo 12/21/19

Ranked Opp

Frosh: --

Soph: 33 Isaiah Joe vs Texas Southern 11/19/19

Junior: 41 Mason Jones vs Tulsa 12/14/19

Senior: 24 Jimmy Whitt Jr. (2x) last vs Northern Ky 11/30/19

Season Opener: 32 Mason Jones vs Rice 11/05/19

SEC Opener 17 Isaiah Joe & Mason Jones vs TX A&M 01/04/20

Most Field Goals Made:

at Nevada:	17	Jordan Caroline at New Mexico 01/07/17
	13	Cody Martin v Utah State 02/17/18
	12	Jordan Caroline at UNLV 02/25/17
	12	Cameron Oliver v E. Washington 03/21/16
	12	D.J. Fenner v UNLV 02/08/17
at Arkansas:	12	Mason Jones vs Tulsa 12/14/19
	12	Mason Jones vs Rice 11/05/19
	11	Jimmy Whitt Jr. vs South Dakota 11/19/19
	10	Isaiah Joe vs Rice 11/05/19

Most 3-Pointers Made:

at Nevada:	8	Marcus Marshall at UNLV 02/25/17
	7	6x
at Arkansas:	6	Isaiah Joe at Indiana 12/29/19
	6	Isaiah Joe vs Texas Southern 11/19/19

Most Free Throws Made:

at Nevada:	15	Marcus Marshall v Boise State 02/22/17
	15	Marqueze Coleman v UNLV 01/23/16
	15	Marqueze Coleman at Hawai'i 11/16/15
	14	Jordan Caroline v Rhode Island 11/13/17
	14	Marcus Marshall at Wyoming 01/14/17
at Arkansas:	12	Mason Jones vs Tulsa 12/14/19
	9	Isaiah Joe vs Texas Southern 11/19/19
	9	Mason Jones vs North Texas 11/12/19

Most Rebounds:

at Nevada:	24	Cameron Oliver v Fresno State 02/11/16
	21	Cameron Oliver at UNLV 02/20/16
	17	Cameron Oliver v Colorado State 03/04/17
	16	Jordan Caroline v Wyoming 01/03/18
	16	Jordan Caroline at Fresno St 01/12/19
	16	Jordan Caroline v BYU 11/06/18
	16	Cameron Oliver at Wyoming 01/14/17
	16	Tyron Criswell v Utah State 02/24/16
	16	AJ West at Pacific 11/21/15
at Arkansas:	12	Jimmy Whitt Jr. at Western Ky 12/07/19
	11	Reggie Chaney vs Northern Ky 11/30/19
	11	Adrio Bailey vs Montana 11/16/19
	10	Jimmy Whitt Jr. vs TX Southern 11/19/19

SEC Game 7 Adrio Bailey at LSU 01/08/20

SEC Tourney

NCAA Tourney

Bud Walton: 11 Reggie Chaney vs Northern Ky 11/30/19

Road Game: 12 Jimmy Whitt Jr. at Western Ky 12/07/19

Neutral Site: 9 Mason Jones vs Valpo 12/21/19

Ranked Opp

Frosh: -

Soph: 11 Reggie Chaney vs Northern Kentucky 11/30/19

Junior: 7 Mason Jones (2x)

Senior 12 Jimmy Whitt Jr. at Western Ky 12/07/19

Season Opener: 9 Adrio Bailey vs Rice 11/05/19

SEC Opener 6 Mason Jones vs Texas A&M 01/04/20

Most OFFENSIVE Rebounds:

at Nevada:	11	AJ West at Pacific 11/21/15
	8	Cameron Oliver v Fresno State 02/11/16
at Arkansas:	5	Adrio Bailey vs Montana 11/16/19

Most DEFENSIVE Rebounds:

at Nevada:	16	Cameron Oliver v Fresno State 02/11/16
	14	Cameron Oliver v Colorado State 03/04/17
	14	Cameron Oliver at Wyoming 01/14/17
	13	Cameron Oliver v Colorado State 03/11/17
	13	Cameron Oliver at Air Force 02/15/17
at Arkansas:	9	Jimmy Whitt Jr. at Western Ky 12/07/19
	9	Reggie Chaney vs Northern Ky 11/30/19
	9	Isaiah Joe at Georgia Tech 11/25/19
	8	2x

Most Assists:

at Nevada:	11	Cody Martin v BYU 11/06/18
	11	Cody Martin v Colorado State 02/25/18
	11	Marqueze Coleman v Holy Names 11/30/15
	10	Cody Martin v Little Rock 11/16/18
	10	Cody Martin v Pacific 11/09/18
	10	Marcus Marshall v Colorado State 03/04/17
at Arkansas:	7	Isaiah Joe vs Rice 11/05/19

SEC Game 5 Jalen Harris vs Texas A&M 01/04/20

SEC Tourney

NCAA Tourney

Bud Walton: 7 Isaiah Joe vs Rice 11/05/19

Road Game: 4 2x

Neutral Site 4 2x

Ranked Opp

Frosh: -

Soph: 7 Isaiah Joe vs Rice 11/05/19

Junior: 5 Jalen Harris (3x) last vs TX A&M 01/04/20

Senior: 5 Jimmy Whitt Jr. vs Rice 11/05/19

Season Opener: 7 Isaiah Joe vs Rice 11/05/19

SEC Opener 5 Jalen Harris vs Texas A&M 01/04/20

Most Steals:

at Nevada:	5	Caleb Martin v California Baptist 11/19/18
	5	Jordan Caroline at San Diego St 02/12/17
	5	Marqueze Coleman at New Mexico 12/30/15
	4	17 times
at Arkansas:	5	Mason Jones at Georgia Tech 11/25/19
	5	Isaiah Joe vs Texas Southern 11/19/19
	5	Mason Jones vs Rice 11/05/19
	4	5x

SEC Game 3 Mason Jones vs Texas A&M 01/04/20

SEC Tourney

NCAA Tourney

Bud Walton: 5 Mason Jones vs Rice 11/05/19

Road Game: 5 Mason Jones at Georgia Tech 11/25/19

Neutral Site: 3 Adrio Bailey & Jimmy Whitt vs Valpo 12/21/19

Ranked Opp

Frosh: -

Soph: 5 Isaiah Joe vs Texas Southern 11/19/19

Junior: 5 Mason Jones (2x)

Senior: 4 Adrio Bailey vs North Texas 11/12/19

Season Opener: 5 Mason Jones vs Rice 11/05/19

SEC Opener 3 Mason Jones vs Texas A&M 01/04/20

Most Blocked Shots:

at Nevada:	6	Cameron Oliver v Morehead State 04/01/16
	5	7x
at Arkansas:	5	Adrio Bailey vs Valpo 12/21/19
	5	Adrio Bailey vs Texas Southern 11/19/19
	4	Adrio Bailey at LSU 01/07/20
	3	Reggie Chaney at Western Ky 12/07/19
	3	Reggie Chaney vs South Dakota 11/22/19

SEC Game 4 Adrio Bailey at LSU 01/08/20

SEC Tourney

NCAA Tourney

Bud Walton: 5 Adrio Bailey vs Texas Southern 11/19/19

Road Game: 3 Reggie Chaney at Western Ky 12/07/19

Neutral Site: 5 Adrio Bailey vs Valpo 12/21/19

Ranked Opp

Frosh: -


Soph: 3 Reggie Chaney 2x

Junior: 2 Mason Jones vs Texas Southern 11/19/19


Senior: 5 Adrio Bailey 2x

Season Opener: 1 by 5 players

SEC Opener 1 Adrio Bailey & Jimmy Whitt vs TX A&M 01/04/20



2019-20 SEC STANDINGS



THRU WED - JAN 8, 2019

	SEC	PCT.	HOME	AWAY	OVERALL	PCT.	HOME	ROAD	NEUTRAL	STRK
1. Auburn	2-0	1.000	1-0	1-0	14-0	1.000	8-0	2-0	4-0	W14
Florida	2-0	1.000	1-0	1-0	10-4	.714	5-1	1-2	4-1	W3
Kentucky	2-0	1.000	1-0	1-0	11-3	.786	9-1	1-0	1-2	W3
LSU	2-0	1.000	1-0	1-0	10-4	.714	8-1	1-1	1-2	W2
5. Alabama	1-1	.500	1-0	0-1	8-6	.571	5-1	1-3	2-2	W1
Arkansas	1-1	.500	1-0	0-1	12-2	.857	9-0	2-2	1-0	L1
Tennessee	1-1	.500	0-1	1-0	9-5	.643	6-3	1-1	2-1	W1
Texas A&M	1-1	.500	1-0	0-1	7-6	.539	7-1	0-1	0-4	W1
9. Georgia	0-1	.000	0-1	0-0	10-4	.714	8-1	1-1	1-2	L1
Ole Miss	0-1	.000	0-0	0-1	9-5	.643	7-1	0-3	2-1	L2
South Carolina	0-1	.000	0-1	0-0	8-6	.571	5-3	3-0	0-2	L2
Vanderbilt	0-1	.000	0-0	0-1	8-6	.571	8-3	0-2	0-1	L2
13. Mississippi State	0-2	.000	0-1	0-1	9-5	.643	6-2	1-1	2-2	L2
Missouri	0-2	.000	0-1	0-1	8-6	.571	6-2	1-2	1-2	L2

AP (Jan. 6)		
1 Gonzaga (54)	16-1	1,607
2 Duke (9)	13-1	1,545
3 Kansas (2)	11-2	1,513
4 Baylor	11-1	1,386
5 AUBURN	13-0	1,317
6 Butler	14-1	1,181
7 San Diego State	15-0	1,130
8 Michigan State	12-3	1,129
9 Oregon	12-3	1,075
10 Florida State	13-2	966
11 Ohio State	11-3	924
12 Maryland	12-2	863
13 Louisville	11-3	844
14 KENTUCKY	10-3	811
15 Dayton	13-2	614
16 Villanova	10-3	604
17 West Virginia	11-2	599
18 Virginia	11-2	556
19 Michigan	10-4	502
20 Penn State	12-2	456
21 Memphis	12-2	455
22 Texas Tech	10-3	287
23 Wichita State	13-1	252
24 Arizona	11-3	184
25 Colorado	12-3	81

RECEIVING VOTES: Iowa 63, Seton Hall 48, **ARKANSAS 38**, Marquette 25, Xavier 18, Wisconsin 17, Houston 8, Creighton 6, Washington 6, Virginia Commonwealth 5, Saint Mary's 3, Northern Iowa 2, Liberty 2, Purdue 1, Stephen F. Austin 1, BYU 1.

COACHES (Jan. 6)		
1 Gonzaga (27)	16-1	788
2 Duke (4)	13-1	764
3 Kansas (1)	11-2	739
4 Baylor	11-1	670
5 AUBURN	13-0	626
6 Butler	14-1	598
7 San Diego St.	15-0	552
8 Michigan St.	12-3	518
9 Oregon	12-3	506
10 Florida State	13-2	456
11 Louisville	11-3	436
12 Ohio St.	11-3	435
13 Kentucky	10-3	425
14 Maryland	12-2	407
15 Dayton	13-2	370
16 Villanova	10-3	317
17 West Virginia	11-2	276
18 Virginia	11-2	271
19 Michigan	10-4	231
20 Penn St.	12-2	205
21 Texas Tech	10-3	179
22 Memphis	12-2	145
23 Wichita St.	13-1	127
24 Arizona	11-3	115
25 Seton Hall	10-4	53

RECEIVING VOTES: Colorado 46; Iowa 43; Marquette 22; Xavier 20; **ARKANSAS 16**; Houston 15; Creighton 8; Washington 6; Wisconsin 5; **FLORIDA 5**; Purdue 2; **LSU 2**; **GEORGIA 1**.

ARKANSAS IN THE RANKINGS

WEEK	AP	COACH	NET
Preseason	--	--	N/A
Nov. 11	RV/11	N/A	N/A
Nov. 18	RV/3	RV/9	N/A
Nov. 25	RV/13	RV/12	N/A
Dec. 2	RV/17	RV/8	N/A
Dec. 9	--	RV/1	N/A
Dec. 16	RV/1	RV/10	23
Dec. 23	--	RV/2	33
Dec. 30	RV/19	RV/14	26
Jan. 6	RV/38	RV/16	24
Jan. 13			
Jan. 20			
Jan. 27			
Feb. 3			
Feb. 10			
Feb. 17			
Feb. 24			
Mar. 2			
Mar. 9			
Mar. 16			
FINAL			

The last time Arkansas was ranked in the AP Poll...

Top 25:	#22	01/01/18
Top 15:	#15	11/14/00
Top 10:	#6	1995 Final Poll
Top 5:	#5	03/07/95
No. 1:	#1	'94-95 Preseason

Saturday, January 11

*Alabama at Kentucky	ESPN	11:00 am
*South Carolina at Tennessee	SEC	12:00 pm
*Texas A&M at Vanderbilt	SEC	2:30 pm
*ARKANSAS AT OLE MISS	SEC	5:00 PM
*Georgia at Auburn	ESPN	5:00 pm
*Mississippi State at LSU	ESPN	6:00 pm
*Florida at Missouri	SEC	7:30 pm

Tuesday, January 14

*Ole Miss at Florida	ESPN2	6:00 pm
*LSU at Texas A&M	SEC	6:00 pm
*Missouri at Mississippi State	SEC	8:00 pm

Wednesday, January 15

*Kentucky at South Carolina	SEC	5:30 p.m.
*Tennessee at Georgia	ESPNU	6:00 p.m.
*VANDERBILT AT ARKANSAS	SEC	7:30 P.M.
*Auburn at Alabama	ESPN2	8:00 p.m.

Saturday, January 18

*South Carolina at Texas A&M	SEC	12:00 p.m.
*Auburn at Florida	CBS	12:30 p.m.
*Missouri at Alabama	SEC	2:30 p.m.
*KENTUCKY AT ARKANSAS	ESPN	3:00 P.M.
*Tennessee at Vanderbilt	SEC	5:00 p.m.
*LSU at Ole Miss	ESPN2	7:00 p.m.
*Georgia at Mississippi State	SEC	7:30 p.m.

Tuesday, January 21

*Florida at LSU	TBA	6:00 p.m.
*Georgia at Kentucky	TBA	6:00 p.m.
*Texas A&M at Missouri	ESPNU	8:00 p.m.
*Ole Miss at Tennessee	SEC	8:00 p.m.

Wednesday, January 22

*South Carolina at Auburn	ESPN2/U	6:00 p.m.
*ARKANSAS AT MISS STATE	SEC	6:00 P.M.
*Alabama at Vanderbilt	SEC	8:00 p.m.

#PROHOGS

38

» Arkansas has had 38 all-time NBA Draft selections from 36 different players in program history.

16

» The Razorbacks have 16 All-Star game appearances by Joe Johnson (7), Sidney Moncrief (5) and Alvin Robertson (4).

12

» Arkansas has 12 first round NBA Draft picks in program history with Sidney Moncrief going No. 5 overall in 1979.

#PROHOGS

Arkansas has had 29 former players go on to play in the NBA and four are currently on active rosters.

Player	Team	Yrs in NBA	Draft Class
Patrick Beverley	Clippers	8th	2009 - 42nd (LAC)
Daryl Macon *	Heat	2nd	2018-FA
Bobby Portis	Knicks	5th	2015 - 22nd (CHI)
Daniel Gafford	Bulls	1st	2019 - 38th (CHI)

* - signed two-way contract

G League

Dusty Hannahs	Memphis Hustle	2nd Year
---------------	----------------	----------

Versus 2019-20 Opponents

NON-CONFERENCE

SCHOOL	GMS PLAYED	SERIES RECORD	H	A	N	LAST MEETING
AUSTIN PEAY	5	ARKANSAS LEADS, 5-0	5-0	0-0	0-0	H - W, 69-61 (12/03/19)
GEORGIA TECH	7	ARKANSAS TRAILS, 2-5	0-1	1-2	1-2	A - W, 62-61 ot (11/25/19)
INDIANA	5	ARKANSAS LEADS, 3-2	1-0	1-2	1-0	A - W, 71-64 (12/22/19)
MONTANA	1	ARKANSAS LEADS, 1-0	1-0	0-0	0-0	H - W, 64-46 (11/16/19)
NORTH TEXAS	15	ARKANSAS LEADS, 15-0	9-0	1-0	5-0	H - W, 66-43 (11/12/19)
NORTHERN KENTUCKY	1	ARKANSAS LEADS, 1-0	1-0	0-0	0-0	H - W, 66-60 (11/30/19)
RICE	144	ARKANSAS LEADS, 103-41	55-11	41-29	7-1	H - W, 91-43 (11/05/19)
SOUTH DAKOTA	2	ARKANSAS LEADS, 2-0	1-0	1-0	0-0	H - W, 77-56 (11/22/19)
TCU	142	ARKANSAS LEADS, 104-28	54-15	46-21	4-2	A - W, 79-70 (02/16/91)
TEXAS SOUTHERN	1	ARKANSAS LEADS, 7-0	5-0	0-0	2-0	H - W, 82-51 (11/19/19)
TULSA	61	ARKANSAS LEADS, 37-24	25-8	9-15	3-1	H - W, 98-79 (12/14/119)
WESTERN KENTUCKY	8	SERIES TIED, 4-1	0-2	0-2	4-0	A - L, 79-86 ot (12/07/19)
VALPARAISO	1	ARKANSAS LEADS, 1-0	0-0	0-0	1-0	N - W, 72-68 (12/21/19)

SOUTHEASTERN CONFERENCE

SCHOOL	GMS PLAYED	SERIES RECORD	H	A	N	LAST MEETING
ALABAMA	62	ARKANSAS LEADS, 34-28	19-6	7-20	8-2	H - W, 82-70 (03/09/19)
• SEC Only	52	Arkansas Leads, 27-25				
AUBURN	53	ARKANSAS LEADS, 34-19	21-5	12-14	1-1	A - L, 56-79 (02/20/19)
• SEC Only	52	Arkansas Leads, 34-18				
FLORIDA	37	ARKANSAS TRAILS, 12-25	8-7	2-13	2-5	N - L, 50-66 (03/14/19)
• SEC Only	37	Arkansas Trails, 12-25				
GEORGIA	38	ARKANSAS LEADS, 23-15	11-3	6-9	6-3	H - W, 70-60 (01/29/19)
• SEC Only	38	Arkansas Leads, 23-15				
KENTUCKY	43	ARKANSAS TRAILS, 11-32	7-7	3-15	1-10	A - L, 66-70 (02/27/19)
• SEC Only	38	Arkansas Trails, 11-27				
LSU	68	ARKANSAS LEADS, 36-32	19-8	12-18	5-6	A - L, 77-79 (01/08/20)
• SEC Only	59	Arkansas Leads, 32-27				
OLE MISS	81	ARKANSAS LEADS, 48-33	16-11	8-20	24-2	H - W, 74-73 (03/02/19)
• SEC Only	53	Arkansas Trails, 26-27				
MISSISSIPPI STATE	62	ARKANSAS LEADS, 33-29	21-7	7-21	5-1	H - L, 67-77 (02/16/18)
• SEC Only	53	Arkansas Leads, 28-25				
MISSOURI	51	ARKANSAS LEADS, 27-24	16-9	10-15	1-0	A - L, 78-79 (02/12/19)
• SEC Only	13	Arkansas Leads, 8-6				
SOUTH CAROLINA	34	ARKANSAS LEADS, 20-14	11-4	6-8	3-2	A - L, 65-77 (02/09/19)
• SEC Only	34	Arkansas Leads, 20-14				
TENNESSEE	41	ARKANSAS TRAILS, 20-21	10-4	4-12	6-5	A - L, 87-106 (01/15/19)
• SEC Only	37	Arkansas Trails, 17-20				
TEXAS A&M	159	ARKANSAS LEADS, 103-56	58-15	38-37	7-4	H - W, 69-59 (01/04/20)
• SEC Only	13	Arkansas Leads 8-5				
VANDERBILT	38	ARKANSAS LEADS, 26-12	15-3	7-8	4-1	A - W, 84-48 (03/06/19)
• SEC Only	36	Arkansas Leads 25-11				

RAZORBACK SPORTS NETWORK RADIO AFFILIATES

https://tunein.com/radio/Arkansas-Basketball-s308162/?branch_match_id=730822869045812831

Batesville (Games)	KWOZ-FM - 103.3	Glenwood	KHGZ-AM - 670
Camden	KAMD-FM - 97.1	Hot Springs / Mena	KTTG-FM - 6.3
Crossett	KAGH-FM - 104.9	Jonesboro	KEGI-FM - 100.5
Crossett	KAGH-AM - AM 800	Little Rock	KABZ-FM - 103.7
DeQueen	KDQN-FM - 92.1	Magnolia	KZHE-FM - 100.5
DeWitt	KDEW-FM - 97.3	Marshall	KBCN-FM - 104.3
El Dorado	KAGL-FM - 93.3	Mena	KENA-FM - 104.1
Fayetteville	KQSM-FM - 92.1	Monett, MO	KKBL-FM - 95.9
Fayetteville (Games)	KYNG-AM - AM 1590	Monticello	KGPO-FM - 99.9
Fayetteville	KAKS-FM - 99.5	Morrilton	KCON-FM - 99.3
Fayetteville	KUOA-AM - 1290	Mountain Home	KOMT-FM - 93.5
Fayetteville	KUOA-FM - 95.3	Ozark	KDYN-FM - 96.7
Fayetteville	KBVA-FM - HD3 106.5	Ozark	KDYN-AM - AM 1540
Forrest City	KBFC-FM - 93.5	Searcy	KRZS-FM - 99.1
Fort Smith	KERX-FM - 95.3	Texarkana	KKTK-AM - 1400
Glenwood	KHGZ-FM - 98.9	Wynne	KWYN-FM - 92.5

ARKANSAS IN THE 2018-19 NCAA/SEC

(Through Games of Jan. 8, 2020)



TEAM IN THE NCAA/SEC	NCAA	SEC	NO.
3-pt Field Goal Attempts (350 ranked)	135	3	351
Assist Turnover Ratio (350 ranked)	173	8	0.99
Assists Per Game (350 ranked)	235	11	12.6
Blocked Shots Per Game (350 ranked)	35	4	4.9
Defensive Rebounds per Game (350 ranked)	159	8	26.21
Fewest Fouls (350 ranked)	143	9	254
Fewest Turnovers (350 ranked)	56	3	178
Field-Goal Percentage (350 ranked)	147	8	44.4
Field-Goal Percentage Defense (350 ranked)	50	6	39.2
Free Throw Attempts (350 ranked)	194	10	272
Free Throws Made (350 ranked)	140	7	206
Free-Throw Percentage (350 ranked)	37	2	75.7
Offensive Rebounds Per Game (350 ranked)	329	14	7.36
Personal Fouls Per Game (350 ranked)	230	9	18.1
Rebound Margin (350 ranked)	326	14	-4.6
Scoring Defense (350 ranked)	30	4	61.1
Scoring Margin (350 ranked)	28	2	13.4
Scoring Offense (350 ranked)	116	7	74.5
Steals Per Game (350 ranked)	16	1	9.5
Three Pt FG Defense (350 ranked)	1	1	22.6
Three-Point Field Goals Per Game (350 ranked)	132	4	7.8
Three-Point Field-Goal Percentage (350 ranked)	273	9	31.1
Total 3-point FGM (350 ranked)	184	4	109
Total Assists (350 ranked)	276	11	177
Total Blocks (350 ranked)	51	4	68
Total Rebounds (350 ranked)	313	13	470
Total Rebounds Per Game (350 ranked)	286	14	33.57
Total Steals (350 ranked)	32	1	133
Turnover Margin (350 ranked)	14	1	5.1
Turnovers Forced (350 ranked)	18	1	17.86
Turnovers Per Game (350 ranked)	96	3	12.7
Won-Lost Percentage (350 ranked)	15	2	85.7

RAZORBACKS IN THE NCAA/SEC

3-pt Field Goal Attempts (241 ranked)	Isaiah Joe	5	1	152
Assist Turnover Ratio (249 ranked)	--			
Assists Per Game (250 ranked)	--			
Blocked Shots Per Game (229 ranked)	Adrio Bailey	51	4	1.93
Defensive Rebounds per Game (249 ranked)	Mason Jones	195	8	5.08
Double Doubles (246 ranked)	Jimmy Whitt Jr.	246	12	2
Field-Goal Percentage (249 ranked)	Jimmy Whitt Jr.	66	4	54.4
	Mason Jones	165	11	46.9
Free Throw Attempts (243 ranked)	Mason Jones	70	3	83
Free Throws Made (233 ranked)	Mason Jones	18	2	76
Free-Throw Percentage (248 ranked)	Mason Jones	12	2	91.6
	Isaiah Joe	139	10	81.3
Minutes Per Game (250 ranked)	Isaiah Joe	14	2	36:53
	Jimmy Whitt Jr.	40	3	35:51
	Mason Jones	198	13	32:57
Offensive Rebounds Per Game (247 ranked)	--			
Points Per Game (249 ranked)	Mason Jones	31	2	19.8
	Isaiah Joe	101	5	17.1
Rebounds Per Game (245 ranked)	--			
Steals Per Game (249 ranked)	Mason Jones	76	4	1.92
	Isaiah Joe	139	7	1.71
	Adrio Bailey	165	9	1.64
Three-Point Field Goals Per Game (241 ranked)	Isaiah Joe	5	2	3.71
	Mason Jones	157	5	2.31
Three-Point Field-Goal Percentage (104 ranked)	Isaiah Joe	97	3	34.2
Total 3-point FGM (248 ranked)	Isaiah Joe	12	2	52
	Mason Jones	248	8	30
Total Blocks (224 ranked)	Adrio Bailey	54	4	27
Total Field Goal Attempts (249 ranked)	Isaiah Joe	100	4	202
Total Field Goals Made (239 ranked)	Jimmy Whitt Jr.	150	4	86
Total Minutes (250 ranked)	Isaiah Joe	138	2	516:28
	Jimmy Whitt Jr.	199	3	501:54
Total Points (250 ranked)	Mason Jones	99	3	258
	Isaiah Joe	155	5	239
Total Steals (228 ranked)	Mason Jones	129	5	25
	Isaiah Joe	155	6	24
	Adrio Bailey	188	8	23



Hogs Sign Davonte Davis

- Arkansas head coach Eric Musselman announced on Nov. 19 that Davonte Davis, a four-star recruit from Jacksonville, signed a National Letter of Intent with the Razorbacks.
- Davis (6-4, 175) is rated 80th on the ESPN Top 100 while ESPN has him the 18th-best shooting guard, the 18th-best player in the region and the second-best player in the state of Arkansas.
- "Our coaching staff is so excited to announce the signing of Davonte "Devo" Davis," Musselman said. "Devo will bring tremendous toughness and versatility to our Arkansas Razorbacks team. We love Devo's ability to be both a playmaker and a scorer at all three levels. He is an elite free throw attempt player and does a great job finishing through contact. From a defensive perspective, Devo will add a long, athletic defender that can guard multiple positions. He is an exhilarating, exciting point guard that Hog fans will love to watch and teammates will love to play with him."
- In other recruiting services, Davis is 100th on the 247Sports Composite and 16th among point guards. Rivals has him ranked 128th nationally and 29th at his position while 247Sports puts him 139th nationally and 21st among point guards. He is also #3 in the state by 247Sports.
- Davis was named to the 2019 USA TODAY All-Arkansas first team as a junior as he averaged 18.5 points, 5.3 rebounds and six assists per game. He played for Woodz Elite in the Nike EYBL.
- He is a three-time Arkansas Activities Association All-State selection, making the 2019 5A team with Jacksonville HS and the 2A teams in 2017 and 2018 while playing at Jacksonville Lighthouse.
- As a sophomore, Davis averaged 18.4 points, 8 assists, 7 rebounds and 2 steals. As a freshman, Davis averaged 16 points and seven rebounds in leading Lighthouse to conference and regional championships as well as the Class 2A state semifinal.



Austria

Anton Beard UBSC Graz

Canada

Olu Famutimi Guelph

Marvell Waithe London

Chile

Rashad Madden CD Valdivia

China

Courtney Fortson Guangsha L.

Sonny Weems Guangdong ST

ECBL (USA)

Kareem Reed Rowan County

Finland

Dustin Thomas Ura Basket

G League (USA)

Dusty Hannahs Memphis

Germany

Marshawn Powell Hamburg

Greece

Moses Kingsley Peristeri GS

Hungary

Alandise Harris ZTE KK

Anthlon Bell Nidaros Jets

Italy

Jaylen Barford Pesaro

Charles Thomas Basket RAV

Kazakhstan

Coty Clarke Astana

Latvia

Jabril Durham Vostak 65

Philippines

Michael Qualls North Port

Saudi Arabia

Arlando Cook Abha

Slovakia

Delvon Johnson Prievidza

South Korea

JaCorey Williams Mobis Phoebus

Turkey

Darian Townes Samsun

Nolan Richardson Court

- Last March, the University of Arkansas System Board of Trustees unanimously approved a resolution to name the court at Bud Walton Arena for Hall of Fame coach Nolan Richardson.
- The University unveiled Nolan Richardson Court at Bud Walton Arena on October 20 prior to exhibition game with Little Rock. Arkansas won the game 79-64 on the newly-named court.
- Richardson was 389-169 in 17 seasons as Arkansas head coach and set a school record for wins. Among his many honors are NABC and Naismith Coach of the Year (1994), USBWA Most Courageous Award (1995), University of Arkansas Sports Hall of Honor (1996), Arkansas Sports Hall of Fame (1998), College Basketball Hall of Fame (2008) and the Naismith Memorial Basketball Hall of Fame (2014). He was honored with a banner in the rafters of Bud Walton Arena in 2015.
- He led the Razorbacks to 13 NCAA Tournament appearances including six Sweet 16's (1990, 1991, 1993, 1994, 1995, 1996), four Elite Eights (1990, 1991, 1994, 1995), three Final Fours (1990, 1994, 1995) a national runner-up finish (1995) and the 1994 NCAA Championship.
- In Richardson's 22 combined years as a head coach at the collegiate level – at Western Texas Junior College, the University of Tulsa and the University of Arkansas – he compiled a record of 508-206 (.711) and became the only head coach in college basketball history to win a National Junior College Championship, NIT Championship and NCAA Championship.



JEANTAL CYLLA

F • Gr.Sr. • 6-7 • 215
Lake Worth, Fla. || Lake Worth HS.

GENE-tall SILL-uh ... Played one season at UNC Wilmington after beginning his career at Florida Atlantic. In addition to his collegiate experience ... Member of the Haitian National Team.

Received his B.A. in Communication Studies from UNCW in May 2019 ... Is pursuing an M.Ed. in Adult and Lifelong Learning at Arkansas.

2019-20 HIGHLIGHTS:

- Pulled down six boards in the season-opening win over Rice.
- **Scored his 1,000th career point** (in his 101st game) versus South Dakota ... Added season-high seven points, including his first 3-pointer of the season, with four rebounds.
- Got first start as a Razorback vs Northern Kentucky.
- Only played briefly versus Texas A&M, but came through with a big hustle play that led to Desi Sills' 3-pointer as time expired in the first half.

DOUBLE-DOUBLES (3)

2018-19 (Jr. @ UNCW)

Opp	Pts	Rebs
at Mercer	19	10

2016-17 (So. @ FAU)

Opp	Pts	Rebs
Webber	10	10

2015-16 (Fr. @ FAU)

Opp	Pts	Rebs
UTSA	24	12

PERSONAL BESTS


POINTS	SEC ONLY
Season: 7 vs South Dakota (11/22/19)	
Career: 25 at UTEP (01/21/16)	--
FG MADE	SEC ONLY
Season: 3 vs South Dakota (11/22/19)	
Career: 9 at UTEP (01/21/16)	--
FG ATTEMPTED	SEC ONLY
Season: 7 (2x) last vs S Dakota (11/22/19)	
Career: 18 at Hofstra (01/17/19)	--
3-POINT FG MADE	SEC ONLY
Season: 1 vs South Dakota (11/22/19)	
Career: 5 (2x) last vs Gardner-Webb (11/24/18)	--
3-PT FG ATTEMPTS	SEC ONLY
Season: 2 vs South Dakota (11/22/19)	
Career: 8 at Rice (02/18/16)	--
FT MADE	SEC ONLY
Season: 1 vs Rice (11/05/19)	
Career: 9 at Elon (02/21/9)	--
FT ATTEMPTED	SEC ONLY
Season: 3 vs North Texas (11/12/19)	
Career: 11 at Elon (02/21/9)	--
REBOUNDS	SEC ONLY
Season: 6 vs Rice (11/05/19)	1 vs Texas A&M (01/04/20)
Career: 10 (2x) last at Mercer (12/21/18)	--
ASSISTS	SEC ONLY
Season: --	
Career: 3 vs UNC Greensboro (11/13/18)	--
STEALS	SEC ONLY
Season: --	
Career: 4 vs Webber (12/21/16)	--
BLOCKED SHOTS	SEC ONLY
Season: 1 (3x) last vs S Dakota (11/22/19)	
Career: 2 (6x) last vs JMU (02/02/19)	--
MINUTES	SEC ONLY
Season: 22 vs Rice (11/05/19)	1 vs Texas A&M (01/04/20)
Career: 38 at Ohio State (12/06/16)	--

JEANTAL CYLLA 2019-20 GAME STATS

Opponent	Date	GS	Min	FG	FGA	Pct	3FG	3A	Pct	FT	FTA	Pct	O	D	Tot	Avg	PF	FO	A	TO	Blk	Stl	Pts	Avg
RICE	11/05/19		21	2	7	.286	0	1	.000	1	2	.500	1	5	6	6.0	2	0	0	2	1	0	5	5.0
NORTH TEXAS	11/12/19		18	1	4	.250	0	3	.000	0	0	.000	0	2	2	4.0	2	0	0	1	0	0	2	3.5
MONTANA	11/16/19		19	0	0	.000	0	0	.000	0	0	.000	1	1	2	3.3	2	0	0	3	0	0	0	2.3
TEXAS SOUTHERN	11/19/19		10	1	3	.333	0	2	.000	0	0	.000	0	1	1	2.8	1	0	0	0	1	0	2	2.3
SOUTH DAKOTA	11/22/19		14	3	7	.429	1	2	.500	0	0	.000	1	3	4	3.0	2	0	0	0	1	0	7	3.2
at Georgia Tech	11/25/19		8	0	2	.000	0	2	.000	0	0	.000	0	1	1	2.7	2	0	0	0	0	0	0	2.7
NORTHERN KY	11/30/19	*	6	0	0	.000	0	0	.000	0	0	.000	0	0	0	2.3	0	0	0	0	0	0	0	2.3
AUSTIN PEAY	12/03/19		2	0	1	.000	0	0	.000	0	0	.000	0	0	0	2.0	1	0	0	0	0	0	0	2.0
at Western Kentucky	12/07/19		0	0	0	.000	0	0	.000	0	0	.000	0	0	0	1.8	0	0	0	0	0	0	0	1.8
TULSA	12/14/19		4	0	0	.000	0	0	.000	0	0	.000	0	0	0	1.6	0	0	0	0	0	0	0	1.6
vs Valparaiso	12/21/19		4	0	0	.000	0	0	.000	0	0	.000	0	2	2	1.6	1	0	0	1	0	0	0	1.5
at Indiana	12/29/19		DNP																					
TEXAS A&M	01/04/20		1	0	0	.000	0	0	.000	0	0	.000	1	0	1	1.6	0	0	0	0	0	0	0	1.3
at LSU	01/08/20		DNP																					
Totals		1	107	7	24	.292	1	10	.100	1	2	.500	4	15	19	1.6	13	0	0	7	3	0	16	1.3

JEANTAL CYLLA CAREER STATISTICS

Year	GP	GS	Min	Avg	FG	FGA	Pct	3FG	3FGA	Pct	FT	FTA	Pct	Off	Def	Tot	Avg	PF	FO	Ast	TO	Blk	Stl	Pts	Avg
2015-16 (FAU)	33	24	870	26.4	105	272	.386	44	128	.344	65	89	.730	25	89	114	3.5	85	4	16	44	15	17	319	9.7
2016-17 (FAU)	30	30	660	22.0	75	196	.383	23	87	.264	41	56	.732	28	70	98	3.3	58	0	13	29	10	13	214	7.1
2017-18 - REDSHIRTED AT UNCW																									
2018-19 (UNCW)	33	32	930	28.2	156	365	.427	33	106	.311	106	125	.848	48	103	151	4.6	86	2	18	46	17	17	451	13.7
2019-20 (ARK)	12	1	107	8.9	7	24	.292	1	10	.100	1	2	.500	4	15	19	1.6	13	0	0	7	3	0	16	1.3
TOTAL	108	87	2567	23.8	343	857	.400	101	331	.305	213	272	.783	105	277	382	3.5	242	6	47	126	45	47	1000	9.3



1

ISAIAH JOE

G • So. • 6-5 • 167

Fort Smith, Ark. || Fort Smith Northside HS

- **JERRY WEST SHOOTING GUARD OF THE YEAR WATCH LIST** • **VOTE:** <http://www.hoophallawards.com/men/vote.php>
- **2019-20 Preseason All-SEC (2nd Team Coaches and Media)**
- Set Arkansas season record with 113 3's made last season ... **HAS 165 CAREER TREYS, 8TH ON THE SCHOOL'S ALL-TIME TOP 10.**
- **SEC PLAYER OF THE WEEK (Dec. 30): 24 pts - 5 rebs / Scored 14 of team's final 32 pts in come-from-behind win at Indiana.**

• 3PT FGM/GM	3.85	4th NCAA	2nd SEC	• 3PT Att	152	5th NCAA	1st SEC
• Minutes/GM	36:53	14th NCAA	2nd SEC	• Steals	24	155th NCAA	6th SEC
• 3PT Made	52	12th NCAA	2nd SEC	• Points/Gm	17.1	101st NCAA	5th SEC
• 3PT Pct.	.342	97th NCAA	3rd SEC	• FT Pct.	.813	139th NCAA	10th SEC

- **Games in double figure points:** 40 for career • 12 for 2019-20 ... **Games Making 3+ 3's:** 30 for career • 10 for 2019-20
- Has 9 of the team's 20 charges drawn this season ... Led the team with 27 charges drawn last season.
- Second the team with 24 steals and had a team-best 51 last season.
- Named **Collegiate Hoops Roadshow All-Tournament** ... Averaged 14.3 points, including 33 points and five steals versus Texas Southern, with a team-best 12 assists in the four games.

2019-20 HIGHLIGHTS:

- **Has 5+ reb 8x • Led team in rebs 2x • Led team in assists in 3x • Has 5+ steals 2x • Led team in steals 4x**
- Scored 24 in the season opener versus Rice with a career-high seven assists.
- Tied Mason Jones with a team-high 16 points versus North Texas ... Was 4-of-6 from 3-point range, making his last four.
- After a slow start vs Texas Southern, had 33 points and five steals – both were one shy of career highs ... In the first half, was 0-of-4 from 3-point range (team was 0-of-13) with four points ... Opened second half with a trey and had 29 points with four steals in the period, making 6-of-9 from 3-point range ... Also was 9-of-11 at the free throw line – both career bests.
- Had a **career-high nine rebounds** and **tied a career-high with six steals** in the win at Georgia Tech ... One of his steals was huge in overtime ... After missing a 3 in the deep right corner, Joe sprinted down the court and intercepted a pass in the lane that would have been an easy layup for Tech.
- Led the team with six rebounds versus Austin Peay.
- Scored eight early points for a 12-5 lead versus Tulsa and finished with 20 points, making 4-of-10 3-pointers.
- Had a team-high 21 points in the win versus Valpo, making 5 3-pointers and grabbing seven rebounds ... In come-from-behind win, scored five inside final 4:14 during 12-2 run with a key steal and assist.
- Named **SEC PLAYER OF THE WEEK** as he scored then 24 in win at Indiana ... Scored 18 in the second half, including 14 of the teams' final 32 to erase an 11-point deficit ... Hit sex triples, including three straight to start rally.
- Scored 17 versus Texas A&M ... In fact, he scored 11 as part of a 19-11 run to end the game ... Added five rebounds.

ISAIAH JOE 2019-20 GAME STATS

Opponent	Date	GS	Min	FG	FGA	Pct	3FG	3A	Pct	FT	FTA	Pct	O	D	Tot	Avg	PF	FO	A	TO	Blk	Stl	Pts	Avg	
RICE	11/05/19	*	32	10	18	.556	4	11	.364	0	0	.000	0	5	5	5.0	1	0	7	5	0	0	24	24.0	
NORTH TEXAS	11/12/19	*	38	5	9	.556	4	6	.667	2	2	1.000	0	3	3	4.0	0	0	2	3	1	3	16	20.0	
MONTANA	11/16/19	*	37	2	13	.154	2	9	.222	3	5	.600	0	5	5	4.3	1	0	2	0	0	0	9	16.3	
TEXAS SOUTHERN	11/19/19	*	37	9	20	.450	6	13	.462	9	11	.818	3	1	4	4.3	2	0	1	1	0	5	33	20.5	
SOUTH DAKOTA	11/22/19	*	35	2	10	.200	1	6	.167	0	0	.000	2	3	5	4.4	2	0	5	1	0	0	5	17.4	
at Georgia Tech	11/25/19	*	43	4	15	.267	3	11	.273	2	2	1.000	0	9	9	5.2	3	0	1	1	0	6	13	16.7	
NORTHERN KY	11/30/19	*	39	2	11	.182	2	10	.200	4	5	.800	0	0	0	4.4	1	0	4	3	0	0	10	15.7	
AUSTIN PEAY	12/03/19	*	39	4	14	.286	3	10	.300	5	5	1.000	2	4	6	4.6	1	0	1	3	0	2	16	15.8	
at Western Kentucky	12/07/19	*	42	6	15	.400	5	14	.357	1	3	.333	1	3	4	4.6	1	0	2	5	1	0	18	16.0	
TULSA	12/14/19	*	28	8	14	.571	4	10	.400	0	0	.000	0	3	3	4.4	4	0	1	0	1	3	20	16.4	
vs Valparaiso	12/21/19	*	38	5	16	.313	5	14	.357	6	7	.857	0	7	7	4.6	2	0	1	1	1	1	21	16.8	
at Indiana	12/29/19	*	39	7	20	.350	6	17	.353	4	4	1.000	1	4	5	4.7	0	0	0	2	0	0	24	17.4	
TEXAS A&M	01/04/20	*	39	6	14	.429	5	12	.417	0	0	.000	1	4	5	4.7	2	0	2	1	0	2	17	17.4	
at LSU	01/08/20	*	31	4	13	.308	2	9	.222	3	4	.750	1	2	3	4.6	2	0	1	1	0	2	13	17.1	
Totals			14	517	74	202	.366	52	152	.342	39	48	.813	11	53	64	4.6	22	0	30	27	4	24	239	17.1

• PERSONAL BESTS •

POINTS	SEC ONLY
Season: 33 vs TX Southern (11/19/19)	17 vs Texas A&M (01/04/20)
Career: 34 vs. FIU (12/01/18)	23 (2x), last vs. Mizzou (01/23/19)
FG MADE	SEC ONLY
Season: 10 vs Rice (11/05/19)	6 vs Texas A&M (01/04/20)
Career: 11 vs. FIU (12/01/18)	8 vs. Missouri (01/23/19)
FG ATTEMPTED	SEC ONLY
Season: 20 (2x) last at Indiana (12/29/19)	14 vs Texas A&M (01/04/20)
Career: 20 (2x) last at Indiana (12/29/19)	18 at Auburn (02/20/19)
3-POINT FG MADE	SEC ONLY
Season: 6 (2x) last at Indiana (12/29/19)	5 vs Texas A&M (01/04/20)
Career: 10 vs. FIU (12/01/18)	7 (2x), last vs. Mizzou (01/23/19)
3-PT FG ATTEMPTS	SEC ONLY
Season: 17 at Indiana (12/29/19)	12 vs Texas A&M (01/04/20)
Career: 17 at Indiana (12/29/19)	14 at Auburn (02/20/19)
FT MADE	SEC ONLY
Season: 9 vs TX Southern (11/19/19)	3 at LSU (01/08/20)
Career: 9 vs TX Southern (11/19/19)	8 vs. Texas A&M (02/23/19)
FT ATTEMPTED	SEC ONLY
Season: 11 vs TX Southern (11/19/19)	4 at LSU (01/08/20)
Career: 11 vs TX Southern (11/19/19)	9 vs. Texas A&M (02/23/19)
REBOUNDS	SEC ONLY
Season: 9 at Georgia Tech (11/25/19)	5 vs Texas A&M (01/04/20)
Career: 9 at Georgia Tech (11/25/19)	6 (2x), last vs. Alabama (03/09/19)
ASSISTS	SEC ONLY
Season: 7 vs Rice (11/05/19)	2 vs Texas A&M (01/04/20)
Career: 7 vs Rice (11/05/19)	5 vs. Vanderbilt (02/05/19)
STEALS	SEC ONLY
Season: 6 at Georgia Tech (11/25/19)	2 (2x) last at LSU (01/08/20)
Career: 6 (2x) last at Ga Tech (11/25/19)	6 vs Alabama (03/09/19)
BLOCKED SHOTS	SEC ONLY
Season: 1 (3x) last vs Tulsa (12/14/19)	-
Career: 2 vs. Ole Miss (03/02/19)	2 vs. Ole Miss (03/02/19)
MINUTES	SEC ONLY
Season: 43:07 at Georgia Tech (11/25/19)	38:59 vs Texas A&M (01/04/20)
Career: 43:07 at Georgia Tech (11/25/19)	38:59 vs Texas A&M (01/04/20)



ISAIAH JOE CAREER STATISTICS

Year	GP	GS	Min	Avg	FG	FGA	Pct	3FG	3FGA	Pct	FT	FTA	Pct	Off	Def	Tot	Avg	PF	FO	Ast	TO	Blk	Stl	Pts	Avg
2018-19	34	34	1024	30.1	148	358	.413	113	273	.414	62	82	.756	21	73	94	2.8	64	0	58	42	5	51	471	13.9
2019-20	14	14	517	36.9	74	202	.366	52	152	.342	39	48	.813	11	53	64	4.6	22	0	30	27	4	24	239	17.1
TOTAL	48	48	1541	32.1	222	560	.396	165	425	.388	101	130	.777	32	126	158	3.3	86	0	88	69	9	75	710	14.8

2

ADRIO BAILEY

F • Sr. • 6-6 • 217

Clarence, La. || Lakeview HS

DOUBLE-DOUBLES (1)

2019-20 (Sr.)

Opp	Pts	Rebs
Montana	12	11

• Represents Arkansas on the SEC Men's Basketball Leadership Council and member of the Arkansas Student-Athlete Advisory Committee ... **Named to the 2019 SEC Community Service Team.**

• Blocks/Gm	1.93	51st NCAA	4th SEC	• Total Blocks	27	54th NCAA	4th SEC
• Steals/Gm	1.64	165th NCAA	9th SEC	• Total Steals	23	188th NCAA	8th SEC

• Has at least one blocked shot in 13-of-14 games and at least one steal in 11-of-14 games.

• **Leads the team in deflections with 76 deflections, including 9 vs Valpo / 8 vs South Dakota and @ LSU**

• Made 2-of-3 from 3-point range vs Valpo ... Entered the game with two triples for the year and four for his career ... Was 2-of-12 from 3-point range last season (and career) ... Is 5-of-12 from deep this season.

• Made a 3-pointer at LSU ... **His only two career 3's made in SEC play have come at LSU**

2019-20 HIGHLIGHTS:

- Pulled down a **then career-high** nine rebounds and tied **then career-high** with three steals versus Rice.
- Had a **career-high four steals** versus North Texas.
- Recorded **first career double-double** with 12 points and **career-high 11 rebounds** in the win over Montana.
- Accounted for five of Arkansas' five blocked shots vs. Texas Southern ... The five rejections **tied a career high.**
- Tied a career-high with three assists at Georgia Tech.
- For the four games of the Collegiate Hoops Roadshow, averaged 6.8 points and 5.3 rebounds ... Led the team with seven blocked shots and hit two free throws with 11 seconds left versus Northern Kentucky to put the Hogs up four and seal the win.
- Perhaps best overall career game vs Valpo ... Scored 10 points, making 2-of-3 from 3-pt range ... Had five rebounds, three steals and nine deflections ... **Tied a career high with five blocked shots**, including a one to secure the win with 43 seconds left.
- Had another great all-around game in playing a season-high 32:54 minutes at Indiana ... Only scored three points, but had a team-best eight rebounds and team-best six deflections with a steal and two blocked shots ... Held big man Trayce Jackson-Davis, who scored 20 points, to just four second-half points Jackson-Davis did not attempt a field goal the final nine minutes of the game.

"Give them credit to for the adjustment. They had No. 33 (Whitt Jr.) on me in the first half. They switched to No. 2 (Bailey). He was a lot bigger and stronger. It was a good adjustment," Jackson-Davis said.

• Had four blocked shots at LSU and played over 30 minutes – both career-highs in SEC play.

ADRIO BAILEY 2019-20 GAME STATS

Opponent	Date	GS	Min	FG	FGA	Pct	3FG	3A	Pct	FT	FTA	Pct	O	D	Tot	Avg	PF	FO	A	TO	Blk	Stl	Pts	Avg	
RICE	11/05/19	*	21	4	7	.571	0	0	.000	0	0	.000	2	7	9	9.0	3	0	1	3	1	3	8	8.0	
NORTH TEXAS	11/12/19	*	28	3	4	.750	1	2	.500	1	2	.500	2	3	5	7.0	1	0	0	1	1	4	8	8.0	
MONTANA	11/16/19	*	31	4	7	.571	0	1	.000	4	6	.667	5	6	11	8.3	4	0	1	1	1	0	12	9.3	
TEXAS SOUTHERN	11/19/19	*	17	2	6	.333	0	1	.000	0	0	.000	1	3	4	7.3	3	0	3	0	5	1	4	8.0	
SOUTH DAKOTA	11/22/19	*	21	3	7	.429	1	11	.000	0	0	.000	0	3	3	6.4	4	0	0	1	1	3	7	7.8	
at Georgia Tech	11/25/19	*	32	3	5	.600	0	0	.000	2	2	1.000	0	2	2	5.7	3	0	3	3	1	2	8	7.8	
NORTHERN KY	11/30/19	*	19	1	5	.200	0	1	.000	2	3	.667	1	2	3	5.3	0	0	1	3	0	1	4	7.3	
AUSTIN PEAY	12/03/19	*	18	1	11	.000	0	0	.000	2	2	1.000	0	2	2	4.9	2	0	2	0	2	2	4	6.9	
at Western Kentucky	12/07/19	*	30	3	6	.500	0	1	.000	1	2	.500	2	2	4	4.8	4	0	0	0	1	0	7	6.9	
TULSA	12/14/19	*	19	3	5	.600	0	0	.000	2	4	.500	1	2	3	4.6	3	0	0	2	2	2	8	7.0	
vs Valparaiso	12/21/19	*	27	3	5	.600	2	3	.667	2	5	.400	1	4	5	4.6	1	0	0	1	5	3	10	7.3	
at Indiana	12/29/19	*	32	1	6	.167	0	0	.000	1	2	.500	3	5	8	4.9	2	0	0	1	2	1	3	6.9	
TEXAS A&M	01/04/20	*	18	1	2	.500	0	0	.000	0	0	.000	0	1	1	4.6	4	0	0	1	1	0	2	6.5	
at LSU	01/08/20	*	29	3	5	.600	1	2	.500	1	1	1.000	1	6	7	4.8	4	0	0	1	4	1	8	6.6	
Totals			14	342	35	71	.493	5	12	.417	18	29	.621	19	48	67	4.8	38	0	11	18	27	23	93	6.6

• PERSONAL BESTS •

POINTS	SEC ONLY
Season: 12 (2x) last vs Montana (11/16/19)	8 at LSU (01/08/20)
Career: 20 vs. UC Davis (11/12/18)	10 at Mississippi State (01/02/18)
FG MADE	SEC ONLY
Season: 4 (2x) last vs Montana (11/16/19)	3 at LSU (01/08/20)
Career: 7 (2x), last vs. Samford (11/10/17)	5 at Mississippi State (01/02/18)
FG ATTEMPTED	SEC ONLY
Season: 4 (2x) last vs Montana (11/16/19)	5 at LSU (01/08/20)
Season: 9 at Tennessee (01/15/19)	9 at Tennessee (01/15/19)
3-POINT FG MADE	SEC ONLY
Season: 2 vs Valpo (12/21/19)	1 at LSU (01/08/20)
Career: 2 vs Valpo (12/21/19)	1 (2x) last at LSU (01/08/20)
3-PT FG ATTEMPTS	SEC ONLY
Season: 3 vs Valpo (12/21/19)	2 at LSU (01/08/20)
Career: 3 vs Valpo (12/21/19)	1 at LSU (02/02/19)
FT MADE	SEC ONLY
Season: 4 vs Montana (11/16/19)	2 at LSU (01/08/20)
Career: 9 vs. UC Davis (11/12/18)	3 vs Alabama (03/09/19)
FT ATTEMPTED	SEC ONLY
Season: 6 vs Montana (11/16/19)	1 at LSU (01/08/20)
Career: 11 vs. UC Davis (11/12/18)	6 vs. South Carolina (03/08/18)
REBOUNDS	SEC ONLY
Season: 11 vs Montana (11/16/19)	1 (2x) last at LSU (01/08/20)
Career: 11 vs Montana (11/16/19)	6 (2x), last at USC (02/09/19)
ASSISTS	SEC ONLY
Season: 3 at Georgia Tech (11/25/19)	–
Career: 3 (4x), last at Ga Tech (11/25/19)	3 (3x), last vs. LSU (01/12/19)
STEALS	SEC ONLY
Season: 4 vs North Texas (11/12/19)	1 at LSU (01/08/20)
Career: 4 vs North Texas (11/12/19)	3 at South Carolina (02/09/19)
BLOCKED SHOTS	SEC ONLY
Season: 5 (2x) last vs Valpo (12/21/19)	4 at LSU (01/08/20)
Career: 5 (3x) last vs Valpo (12/21/19)	4 at LSU (01/08/20)
MINUTES	SEC ONLY
Season: 32:54 at Indiana (12/29/19)	29:01 at LSU (01/08/20)
Career: 35 vs Texas (11/09/18)	29:01 at LSU (01/08/20)



ADRIO BAILEY CAREER STATISTICS

Year	GP	GS	Min	Avg	FG	FGA	Pct	3FG	3FGA	Pct	FT	FTA	Pct	Off	Def	Tot	Avg	PF	FO	Ass	TO	Blk	Stl	Pts	Avg
2016-17	27	2	200	7.4	22	39	.564	0	0	.000	6	19	.316	13	22	35	1.3	29	0	7	11	7	14	50	1.9
2017-18	31	16	439	14.2	53	98	.541	0	0	.000	20	33	.606	29	50	79	2.5	59	1	17	18	23	15	126	4.1
2018-19	34	26	634	18.6	76	171	.444	2	12	.167	36	57	.632	27	74	101	3.0	89	2	25	27	25	25	190	5.6
2019-20	14	14	342	24.4	35	71	.493	5	12	.417	18	29	.621	19	48	67	4.8	38	0	11	18	27	23	93	6.6
TOTAL	106	58	1615	15.2	186	379	.491	7	24	.292	80	138	.580	88	194	282	2.7	215	3	60	74	82	77	459	4.3

3

DESI SILLS

G • So. • 6-1 • 196

Jonesboro, Ark. || Jonesboro HS

- Although he did not have enough attempts to qualify for NCAA/SEC last season, led the team in 3PT% (.460).
- **FIRST SEVEN GAMES: Missed his first 17 from 3-point range and started the season 2-of-30 (6.7%)**
- **NEXT SIX GAMES: 11-of-31 (35.5%) from 3-point range**, making two clutch 3-pointers in the second half versus Austin Peay, draining three at Western Kentucky, hitting a big triple late in the right corner during the comeback win at Indiana and making a trey as time expired in the first half versus Texas A&M.
- Has a steal in 12-of-14 games
- Named **Collegiate Hoops Roadshow All-Tournament** ... Scored 17 points in the finale versus Northern Kentucky and had five steals over the four games.

2019-20 HIGHLIGHTS:

- Had a **career-high** and tied for the team lead with six rebounds versus North Texas ... Added his **first career blocked shot**.
- Scored 10 points, including eight in the first half, vs. Texas Southern.
- Pumped in 11 points at Georgia Tech, including three shots at the rim over one of the nation's top shot blockers James Banks III (who was leading the NCAA with 5.67 blocks/game) ... Led team with season-high four assists while grabbing four rebounds.
- Led the team for the first time in his career in scoring as he pumped in a **career-high 20 points** at Western Kentucky ... Was 7-of-11 from the field, making three 3's ... **Scored 18 of his 20 in the second half** (6-of-6 from the field, 3-of-3 from 3PT and 3-of-3 at the free throw line).
- Left the Valpo game in the first half with a bruised knee ... Had five rebounds in 18:50 minutes, one shy of a career high.
- Scored 10 at Indiana, hitting a key trey late in the game to get the Hogs to within two (61-59) ... Added five rebounds.
- Scored 13 versus Texas A&M - 11 in the first half ... Added four rebounds and two steals ... Hit a trey as time expired in the first half ... Singled out by Aggie head coach Buzz Williams for his "pesky" play.

DESI SILLS 2019-20 GAME STATS

Opponent	Date	GS	Min	FG	FGA	Pct	3FG	3A	Pct	FT	FTA	Pct	O	D	Tot	Avg	PF	FO	A	TO	Blk	Stl	Pts	Avg	
RICE	11/05/19	*	29	4	8	.500	0	3	.000	0	0	.000	0	1	1	1.0	3	0	2	3	0	1	8	8.0	
NORTH TEXAS	11/12/19	*	34	3	8	.375	0	4	.000	3	5	.600	0	6	6	3.5	2	0	1	2	1	1	9	8.5	
MONTANA	11/16/19	*	25	2	8	.250	0	4	.000	1	2	.500	1	2	3	3.3	4	0	0	3	0	2	5	7.3	
TEXAS SOUTHERN	11/19/19	*	30	4	15	.267	0	5	.000	2	2	1.000	2	0	2	3.0	2	0	2	1	0	1	10	8.0	
SOUTH DAKOTA	11/22/19	*	24	2	8	.250	1	6	.167	1	1	1.000	0	4	4	3.2	2	0	1	3	0	0	6	7.6	
at Georgia Tech	11/25/19	*	39	5	9	.556	1	3	.333	0	0	.000	2	2	4	3.3	4	0	4	2	0	1	11	8.2	
NORTHERN KY	11/30/19	*	39	7	15	.467	0	5	.000	3	5	.600	0	4	4	3.4	3	0	1	2	1	2	17	9.4	
AUSTIN PEAY	12/03/19	*	24	3	6	.500	2	5	.400	0	0	.000	0	1	1	3.1	4	0	1	1	0	2	8	9.3	
at Western Kentucky	12/07/19	*	36	7	11	.636	3	7	.429	3	3	1.000	0	1	1	2.9	4	0	0	3	0	2	20	10.4	
TULSA	12/14/19	*	30	3	10	.300	2	8	.250	1	4	.250	0	0	0	2.6	2	0	3	1	1	0	9	10.3	
vs Valparaiso	12/21/19	*	20	1	4	.250	1	3	.333	1	2	.500	1	4	5	2.8	0	0	0	1	1	1	4	9.7	
at Indiana	12/29/19	*	31	3	9	.333	2	4	.500	2	2	1.000	0	5	5	3.0	5	1	1	0	0	1	10	9.8	
TEXAS A&M	01/04/20	*	30	4	9	.444	1	4	.250	4	6	.667	1	3	4	3.1	3	0	1	0	0	2	13	10.0	
at LSU	01/08/20	*	32	2	7	.286	1	6	.167	3	3	1.000	1	1	2	3.0	1	0	1	1	0	1	8	9.9	
Totals			14	423	50	127	.394	14	67	.209	24	35	.686	8	34	42	3.0	39	1	18	23	4	17	138	9.9

PERSONAL BESTS

POINTS

Season: 20 at Western Kentucky (12/07/19)

Career: 20 at Western Kentucky (12/07/19)

SEC ONLY

13 vs Texas A&M (01/04/20)

15 at Kentucky (02/26/19)

FG MADE

Season: 7 (2x) last at W Kentucky (12/07/19)

Career: 7 (2x) last at W Kentucky (12/07/19)

SEC ONLY

4 vs Texas A&M (01/04/20)

5 at Texas A&M (01/05/19)

FG ATTEMPTED

Season: 15 (2x) last v Northern Ky (11/30/19)

Career: 15 (2x) last v Northern Ky (11/30/19)

SEC ONLY

9 vs Texas A&M (01/04/20)

9 (2x) last vs Texas A&M (01/04/20)

3-POINT FG MADE

Season: 3 at Western Kentucky (12/07/19)

Career: 4 at Indiana (03/23/19)

SEC ONLY

1 vs Texas A&M (01/04/20)

3 (3x) last at Alabama (03/09/19)

3-PT FG ATTEMPTS

Season: 8 vs Tulsa (12/14/19)

Career: 8 vs Tulsa (12/14/19)

SEC ONLY

6 at LSU (01/08/20)

6 (2x) last at LSU (01/08/20)

FT MADE

Season: 4 vs Texas A&M (01/04/20)

Career: 5 at Auburn (02/21/19)

SEC ONLY

4 vs Texas A&M (01/04/20)

5 at Auburn (02/21/19)

FT ATTEMPTED

Season: 6 vs Texas A&M (01/04/20)

Career: 8 at Auburn (02/21/19)

SEC ONLY

6 vs Texas A&M (01/04/20)

8 at Auburn (02/21/19)

REBOUNDS

Season: 6 vs North Texas (11/12/19)

Career: 6 vs North Texas (11/12/19)

SEC ONLY

4 vs Texas A&M (01/04/20)

4 (2x) last vs Texas A&M (01/04/20)

ASSISTS

Season: 4 at Georgia Tech (11/25/19)

Career: 6 vs. FIU (12/01/18)

SEC ONLY

1 vs Texas A&M (01/04/20)

5 vs. LSU (01/12/19)

STEALS

Season: 2 (4x) last vs WKU (12/07/19)

Career: 3 vs. Ole Miss (02/02/19)

SEC ONLY

2 vs Texas A&M (01/04/20)

3 vs. Ole Miss (02/02/19)

BLOCKED SHOTS

Season: 1 (2x) last vs Northern Ky (11/30/19)

Career: 1 (2x) last vs Northern Ky (11/30/19)

SEC ONLY

--

--

MINUTES

Season: 39:21 at Georgia Tech (11/25/19)

Career: 39:21 at Georgia Tech (11/25/19)

SEC ONLY

32:26 at LSU (01/08/20)

32:26 at LSU (01/08/20)



DESI SILLS CAREER STATISTICS

Year	GP	GS	Min	Avg	FG	FGA	Pct	3FG	3FGA	Pct	FT	FTA	Pct	Off	Def	Tot	Avg	PF	FO	Ast	TO	Blk	Stl	Pts	Avg
2018-19	34	8	576	16.9	55	125	.440	29	63	.460	40	57	.702	12	31	43	1.3	68	2	58	53	0	21	179	5.3
2019-20	14	14	423	30.2	50	127	.394	14	67	.209	24	35	.686	8	34	42	3.0	39	1	18	23	4	17	138	9.9
TOTAL	48	22	999	20.8	105	252	.417	43	130	.331	64	92	.696	20	65	85	1.8	107	3	76	76	4	38	317	6.6

5

JALEN HARRIS

G • Jr. • 6-2 • 166

Wilson, N.C. || Word of God Christian Academy

Played his freshman season at the University of New Mexico, sat out as transfer at Arkansas in 2017-18.

- Has five career games with double-digit assists and 21 with at least 5 ... 24 of his 48 career games as Razorback has 1 or fewer turnovers (12 with zero)
- Last two games 51 minutes with ZERO turnovers ... 7 assists (5 vs Texas A&M / two at LSU), and four steals (2 each games)

LAST SEASON

- 15th in NCAA • 2nd in the SEC in assist-to-turnover ratio (2.86) – 189 assists vs 67 turnovers
- His 189 assists ranked seventh on the school's single-season list ... The 189 assists are the most in a season by a Razorback sophomore.

2019-20 HIGHLIGHTS:

- Only made eight 3's in 2018-19, but was 2-of-2 from beyond the arc in the season-opening win versus Rice ... Added three steals.
- Led the team with five assists vs Texas Southern and Northern Kentucky ... Adding five rebounds vs TX SOU and played over 35 minutes off the bench vs NKU.
- In the four games of the Collegiate Hoops Roadshow, tied for the team lead with 12 assists and six steals.
- Part of the 5-guard lineup over the last eight minutes vs Texas A&M ... For the game, had five assists, zero turnovers, four rebounds, two steals and 4-of-4 at the free throw line.

DOUBLE-DOUBLES (2)

2018-19 (RSo.)

Opp	Pts	Asst
Montana State	11	11
vs UTSA	11	10

PERSONAL BESTS

POINTS	SEC ONLY
Season: 10 vs Rice (11/05/19)	6 vs Texas A&M (01/04/20)
Career: 17 at South Carolina (02/09/19)	17 at South Carolina (02/09/19)
FG MADE	SEC ONLY
Season: 3 vs Rice (11/05/19)	1 vs Texas A&M (01/04/20)
Career: 6 vs Western Ky. (12/08/18)	5 (2x), last at USC (02/09/19)
FG ATTEMPTED	SEC ONLY
Season: 4 (2x) last vs S Dakota (11/22/19)	5 at LSU (01/08/20)
Career: 16 at South Carolina (02/09/19)	16 at South Carolina (02/09/19)
3-POINT FG MADE	SEC ONLY
Season: 2 (2x) last Austin Peay (12/03/19)	--
Career: 2 (2x) last Austin Peay (12/03/19)	1 (4x), last at LSU (02/02/19)
3-PT FG ATTEMPTS	SEC ONLY
Season: 3 vs Texas Southern (11/19/19)	2 vs Texas A&M (01/04/20)
Career: 5 vs. Texas (11/09/18)	3 at Texas A&M (01/05/19)
FT MADE	SEC ONLY
Season: 4 (2x) last vs Texas A&M (01/04/20)	4 vs Texas A&M (01/04/20)
Career: 8 vs. UTA (01/23/18)	7 at South Carolina (02/09/19)
FT ATTEMPTED	SEC ONLY
Season: 4 (3x) last vs Texas A&M (01/04/20)	4 vs Texas A&M (01/04/20)
Career: 11 (2x), last at TX A&M (01/05/19)	11 at Texas A&M (01/05/19)
REBOUNDS	SEC ONLY
Season: 5 vs Texas Southern (11/19/19)	4 vs Texas A&M (01/04/20)
Career: 9 (2x), last vs. FIU (12/01/18)	6 at Ole Miss (01/19/19)
ASSISTS	SEC ONLY
Season: 5 (2x) last vs Texas A&M (01/04/20)	5 vs Texas A&M (01/04/20)
Career: 12 at Colorado State (12/05/18)	10 at Missouri (02/12/19)
STEALS	SEC ONLY
Season: 4 vs Montana (11/12/19)	2 (2x) last at LSU (01/08/20)
Career: 4 (2x) last vs Montana (11/16/19)	3 vs. Missouri (01/23/19)
BLOCKED SHOTS	SEC ONLY
Season: 1 (2x) last vs Austin Peay (12/03/19)	--
Career: 2 vs. Georgia (01/29/19)	2 vs. Georgia (01/29/19)
MINUTES	SEC ONLY
Season: 35:15 vs Northern Ky (11/30/19)	31:13 vs Texas A&M (01/04/20)
Career: 39 vs. Texas (11/09/18)	36 at Texas A&M (01/05/19)

JALEN HARRIS 2019-20 GAME STATS

Opponent	Date	GS	Min	FG	FGA	Pct	3FG	3A	Pct	FT	FTA	Pct	O	D	Tot	Avg	PF	FO	A	TO	Blk	Stl	Pts	Avg
RICE	11/05/19	22		3	4	.750	2	2	1.000	2	4	.500	0	4	4	4.0	4	0	1	2	1	3	10	10.0
NORTH TEXAS	11/12/19	18		0	2	.000	0	2	.000	2	2	1.000	0	0	0	2.0	4	0	1	1	1	0	2	6.0
MONTANA	11/16/19	25		1	1	1.000	1	1	1.000	2	2	1.000	1	0	1	1.7	2	0	0	0	0	4	5	5.7
TEXAS SOUTHERN	11/19/19	24		1	4	.250	0	3	.000	0	0	.000	0	5	5	2.5	3	0	5	3	0	1	2	4.8
SOUTH DAKOTA	11/22/19	23		2	5	.400	0	2	.000	4	4	1.000	0	1	1	2.2	1	0	2	0	0	0	8	5.4
at Georgia Tech	11/25/19	8		0	2	.000	0	1	.000	0	0	.000	0	0	0	1.8	1	0	1	1	0	0	0	4.5
NORTHERN KY	11/30/19	35		1	4	.250	1	2	.500	2	2	1.000	0	4	4	2.1	1	0	5	2	0	1	5	4.6
AUSTIN PEAY	12/03/19	32		2	4	.500	2	4	.500	0	0	.000	1	3	4	2.4	1	0	3	6	1	0	6	4.8
at Western Kentucky	12/07/19	23		3	8	.375	1	4	.250	2	3	.667	0	1	1	2.2	3	0	2	1	0	1	9	5.2
TULSA	12/14/19	23		1	1	1.000	0	0	.000	2	2	1.000	1	2	3	2.3	4	0	3	2	1	1	4	5.1
vs Valparaiso	12/21/19	32		2	4	.500	0	2	.000	0	1	.000	1	5	6	2.6	2	0	3	2	1	1	4	5.0
at Indiana	12/29/19	18		0	1	.000	0	1	.000	0	1	.000	0	1	1	2.5	3	0	1	1	0	1	0	4.6
TEXAS A&M	01/04/20	31		1	4	.250	0	2	.000	4	4	1.000	0	4	4	2.6	2	0	5	0	0	2	6	4.7
at LSU	01/08/20	20		1	5	.200	0	1	.000	0	0	.000	0	1	1	2.5	3	0	2	0	0	2	2	4.5
Totals		0	334	18	49	.367	7	27	.259	20	25	.800	4	31	35	2.5	34	0	34	21	5	17	63	4.5

JALEN HARRIS CAREER STATISTICS

Year	GP	GS	Min	Avg	FG	FGA	Pct	3FG	3FGA	Pct	FT	FTA	Pct	Off	Def	Tot	Avg	PF	FO	Ast	TO	Blk	Stl	Pts	Avg
2016-17 (UNW)	31	18	639	20.6	47	107	.439	7	27	.259	38	51	.745	2	54	56	1.8	64	0	72	40	3	25	139	4.5
2017-18	- REDSHIRTED AT ARKANSAS																								
2018-19 (ARK)	34	34	1046	30.8	85	249	.341	8	69	.116	82	119	.689	18	80	98	2.9	75	1	189	66	6	38	260	7.6
2019-20 (ARK)	14	0	334	23.9	18	49	.367	7	27	.259	20	25	.800	4	31	35	2.5	34	0	34	21	5	17	63	4.5
TOTAL	79	52	2019	25.6	150	405	.370	22	123	.179	140	195	.718	24	165	189	2.4	173	1	295	127	14	80	462	5.8



12 TY STEVENS

G • Jr. • 6-2 • 180
Republic, Mo. || Republic HS

Second year walk-on ... Lone career points came on an old-fashion 3-point play at Vanderbilt last season.

2019-20 HIGHLIGHTS:

- Saw action in the season-opening win over Rice.
- Has his second career shot attempt in the win over Texas Southern.

TY STEVENS 2019-20 GAME STATS

Opponent	Date	GS	Min	FG	FGA	Pct	3FG	3A	Pct	FT	FTA	Pct	O	D	Tot	Avg	PF	FO	A	TO	Blk	Stl	Pts	Avg
RICE	11/05/19	2		0	0	.000	0	0	.000	0	1	.000	0	0	0	0.0	0	0	0	0	0	0	0	0.0
NORTH TEXAS	11/12/19	DNP																						
MONTANA	11/16/19	DNP																						
TEXAS SOUTHERN	11/19/19	1		0	1	.000	0	0	.000	0	0	.000	0	0	0	0.0	0	0	0	0	0	0	0	0.0
SOUTH DAKOTA	11/22/19	DNP																						
at Georgia Tech	11/25/19	DNP																						
NORTHERN KY	11/30/19	DNP																						
AUSTIN PEAY	12/03/19	DNP																						
at Western Kentucky	12/07/19	DNP																						
TULSA	12/14/19	1		0	0	.000	0	0	.000	0	2	.000	0	0	0	0.0	0	0	0	0	0	0	0	0.0
vs Valparaiso	12/21/19	DNP																						
at Indiana	12/29/19	DNP																						
TEXAS A&M	01/04/20	DNP																						
at LSU	01/08/20	DNP																						
Totals		0	3	0	1	.000	0	0	.000	0	3	.000	0	0	0	0.0	0	0	0	0	0	0	0	0.0

PERSONAL BESTS

POINTS	SEC ONLY
Season: 3 at Vanderbilt (03/06/19)	3 at Vanderbilt (03/06/19)
Career: 3 at Vanderbilt (03/06/19)	
FG MADE	SEC ONLY
Season: 1 at Vanderbilt (03/06/19)	1 at Vanderbilt (03/06/19)
Career: 1 at Vanderbilt (03/06/19)	
FG ATTEMPTED	SEC ONLY
Season: 1 vs Texas Southern (11/19/19)	
Career: 1 (2x) last vs TX Southern (11/19/19)	1 at Vanderbilt (03/06/19)
3-POINT FG MADE	SEC ONLY
Season: --	--
Career: --	
3-PT FG ATTEMPTS	SEC ONLY
Season: --	--
Career: --	
FT MADE	SEC ONLY
Season: 1 at Vanderbilt (03/06/19)	1 at Vanderbilt (03/06/19)
Career: 1 at Vanderbilt (03/06/19)	
FT ATTEMPTED	SEC ONLY
Season: 1 vs Rice (11/05/19)	
Career: 2 vs Tulsa (12/14/19)	1 at Vanderbilt (03/06/19)
REBOUNDS	SEC ONLY
Season: --	--
Career: --	
ASSISTS	SEC ONLY
Season: --	--
Career: --	
STEALS	SEC ONLY
Season: --	--
Career: --	
BLOCKED SHOTS	SEC ONLY
Season: --	--
Career: --	
MINUTES	SEC ONLY
Season: 2 vs Rice (11/05/19)	
Career: 2 vs Rice (11/05/19)	--



TY STEVENS CAREER STATISTICS

Year	GP	GS	Min	Avg	FG	FGA	Pct	3FG	3FGA	Pct	FT	FTA	Pct	Off	Def	Tot	Avg	PF	FO	Ast	TO	Blk	Stl	Pts	Avg
2018-19	2	0	2	1.0	1	1	1.000	0	0	.000	1	1	1.000	0	0	0	0.0	0	0	0	0	0	0	3	1.5
2019-20	3	0	3	1.0	0	1	.000	0	0	.000	0	3	.000	0	0	0	0.0	0	0	0	0	0	0	0	0.0
TOTAL	5	0	5	1.0	1	2	.500	0	0	.000	1	4	.250	0	0	0	0.0	0	0	0	0	0	0	3	0.6

13

EMEKA OBUKWELU

F • R.Jr. • 6-8 • 222

Plano, Texas || Plano West HS

Pronounced eh-MECK-uh Oh-Boo-QUAY-Lu ... Played two seasons at Univ. of Texas-Tyler before transferring to Arkansas ... Second year walk-on.

2019-20 HIGHLIGHTS:

- Only played the final minute in the season-opening win over Rice, but grabbed three rebounds.

DOUBLE-DOUBLES (9)

2017-18 (So.)

Opp	Pts	Rebs
at Texas Lutheran	28	13
at Southwestern (TX)	26	13
at Austin	27	12
Rhodes	43	17
Colorado College	19	14
at Howard Payne	14	11
Louisiana College	25	13
at UT Dallas	19	10
LeTourneau	33	11

• PERSONAL BESTS •

POINTS	SEC ONLY
Season:	
Career: 43 vs Rhodes (12/03/17)	--
FG MADE	SEC ONLY
Season:	
Career: 20 vs Rhodes (12/03/17)	--
FG ATTEMPTED	SEC ONLY
Season:	
Career: 26 at LeTourneau (02/01/18)	--
3-POINT FG MADE	SEC ONLY
Season:	
Career: --	--
3-PT FG ATTEMPTS	SEC ONLY
Season:	
Career: 1 (2x) last at Hardin-Simmons (12/07/17)	--
FT MADE	SEC ONLY
Season:	
Career: 6 (2x) last at Louisiana Coll. (02/17/18)	--
FT ATTEMPTED	SEC ONLY
Season:	
Career: 10 at Willamette (11/18/16)	--
REBOUNDS	SEC ONLY
Season: 3 vs Rice (11/05/19)	
Career: 20 vs Rhodes (12/03/17)	--
ASSISTS	SEC ONLY
Season:	
Career: 4 at Rust (01/19/17)	--
STEALS	SEC ONLY
Season:	
Career: 2 (2x) last at Louisiana Coll. (02/17/18)	--
BLOCKED SHOTS	SEC ONLY
Season:	
Career: 4 vs Belhaven (01/13/18)	--
MINUTES	SEC ONLY
Season: 1 vs Rice (11/05/19)	
Career: 42 vs Louisiana College (01/11/18)	--

EMEKA OBUKWELU 2019-20 GAME STATS

Opponent	Date	GS	Min	FG	FGA	Pct	3FG	3A	Pct	FT	FTA	Pct	O	D	Tot	Avg	PF	FO	A	TO	Blk	Stl	Pts	Avg
RICE	11/05/19	1		0	0	.000	0	0	.000	0	0	.000	1	2	3	3.0	0	0	0	0	0	0	0	0.0
NORTH TEXAS	11/12/19	DNP																						
MONTANA	11/16/19	DNP																						
TEXAS SOUTHERN	11/19/19	DNP																						
SOUTH DAKOTA	11/22/19	DNP																						
at Georgia Tech	11/25/19	DNP																						
NORTHERN KY	11/30/19	DNP																						
AUSTIN PEAY	12/03/19	DNP																						
at Western Kentucky	12/07/19	DNP																						
TULSA	12/14/19	1		0	1	.000	0	1	.000	0	0	.000	0	0	0	1.5	0	0	0	0	0	0	0	0.0
vs Valparaiso	12/21/19	DNP																						
at Indiana	12/29/19	DNP																						
TEXAS A&M	01/04/20	DNP																						
at LSU	01/08/20	DNP																						
Totals		0	2	0	1	.000	0	1	.000	0	0	.000	1	2	3	1.5	0	0	0	0	0	0	0	0.0

EMEKA OBUKWELU CAREER STATISTICS

Year	GP	GS	Min	Avg	FG	FGA	Pct	3FG	3FGA	Pct	FT	FTA	Pct	Off	Def	Tot	Avg	PF	FO	Ast	TO	Blk	Stl	Pts	Avg
2016-17 (UT-T)	26	15	462	17.8	79	131	.603	0	0	.000	20	45	.444	33	66	99	3.8	79	1	25	23	4	2	178	6.9
2017-18 (UT-T)	26	26	751	28.9	227	335	.677	0	2	.000	56	87	.644	55	147	202	7.8	79	5	38	56	9	8	510	19.6
2017-18 - REDSHIRTED AT ARKANSAS																									
2018-19 (ARK)	2	0	2	1.0	0	1	.000	0	1	.000	0	0	.000	1	2	3	1.5	0	0	0	0	0	0	0	0.0
TOTAL	54	41	1215	22.5	306	467	.655	0	3	.000	76	132	.576	89	215	304	5.6	158	6	63	79	13	10	688	12.7



14 JAMARIO BELL

F • Sr. • 6-5 • 250
Junction City, Ark. || Junction City HS

- After playing his final football game as a Razorback (at Little Rock versus Missouri on Nov. 29), joined the basketball team for the Northern Kentucky game (Nov. 30).
- **Graduated Dec. 22, 2019 (Sport & Recreation Management).**

2019-20 BASKETBALL HIGHLIGHTS:

- First game action came vs Tulsa and he blocked a shot.

HIGH SCHOOL BASKETBALL BIO

- Not only was Bell a highly recruited football player, was a highly touted basketball player ... Named to the **2015 USA TODAY All-Arkansas** second team with the likes of Malik Monk (Kentucky), KeVaughn Allen (Florida), Mitchell Smith (Missouri) and Javon Franklin (Auburn) making the 10-member team ... A two-time All-State selection, led Junction City to the 2A state championship game twice and was named to the 2015 2A All-State Tournament team ... Also helped the Dragons to the state semifinals as a sophomore ... His backboard-shattering dunk as a senior went viral on the internet (Also shattered a backboard in Arkansas' intramural gym) ... Played on the AAU circuit with the Arkansas Wings.

ARKANSAS FOOTBALL CAREER

- Bell came to Arkansas as a wide receiver ... Moved from defensive end, to tight end, to linebacker and back to defensive end during his career ... Finished with 37 tackles in two seasons, including 6.5 TFL, and had 4.5 sacks – all in 2019.
- **2019 (SR):** Played in 10 games at defensive end and started the final game versus Missouri ... Finished with 17 tackles and ranked second on the team with 4.5 sacks.
- **2018 (JR):** Played in 11 of 12 games during his junior season with the Razorbacks ... Recorded 20 tackles, 11 solo.
- **2017 (SO):** Missed the first 10 weeks of the season due to a foot injury sustained during fall camp ... Saw action on special teams in the last two games.
- **2016 (FR):** Moved from tight end to linebacker during 2017 spring workouts ... Did not see any game action.
- **2015 (FR):** Transitioned from defensive line to tight end during 2016 spring workouts ... Redshirted.
- **HIGH SCHOOL FOOTBALL:** A consensus four-star prospect ... Named to the Associated Press Arkansas Super Team at defensive end in 2014 ... Helped lead Junction City to the Arkansas class 2A state championship in 2014.
- **OTHER:** Won the 2015 2A state championships in the shot put and discus ... Placed third in both events as a junior.

FOOTBALL CAREER HIGHS

Tackles: 4 (2x) last at LSU (10/10/18)
Solo: 2 (7x) last vs Missouri (11/29/19)
TFL: 2.0 (2x) last vs Texas A&M (9/28/19)
Sacks: 2.0 vs Texas A&M (9/28/19)
QBH: 1 (3x) last vs Western Ky (11/19/19)
PBU: --
FR: --
FF: 1 (2x) last vs San Jose State (9/21/19)


NOTE: 4.5 sacks in 2019 / 17th in SEC

PERSONAL BESTS

POINTS	SEC ONLY
Season: --	--
Career: --	--
FG MADE	SEC ONLY
Season: --	--
Career: --	--
FG ATTEMPTED	SEC ONLY
Season: --	--
Career: --	--
3-POINT FG MADE	SEC ONLY
Season: --	--
Career: --	--
3-PT FG ATTEMPTS	SEC ONLY
Season: --	--
Career: --	--
FT MADE	SEC ONLY
Season: --	--
Career: --	--
FT ATTEMPTED	SEC ONLY
Season: --	--
Career: --	--
REBOUNDS	SEC ONLY
Season: --	--
Career: --	--
ASSISTS	SEC ONLY
Season: --	--
Career: --	--
STEALS	SEC ONLY
Season: --	--
Career: --	--
BLOCKED SHOTS	SEC ONLY
Season: 1 vs Tulsa (12/14/19)	--
Career: 1 vs Tulsa (12/14/19)	--
MINUTES	SEC ONLY
Season: 1 vs Tulsa (12/14/19)	--
Career: 1 vs Tulsa (12/14/19)	--

JAMARIO BELL 2019-20 GAME STATS

Opponent	Date	GS	Min	FG	FGA	Pct	3FG	3A	Pct	FT	FTA	Pct	O	D	Tot	Avg	PF	FO	A	TO	Blk	Stl	Pts	Avg
RICE	11/05/19	--	--																					
NORTH TEXAS	11/12/19	--	--																					
MONTANA	11/16/19	--	--																					
TEXAS SOUTHERN	11/19/19	--	--																					
SOUTH DAKOTA	11/22/19	--	--																					
at Georgia Tech	11/25/19	--	--																					
NORTHERN KY	11/30/19	DNP																						
AUSTIN PEAY	12/03/19	DNP																						
at Western Kentucky	12/07/19	DNP																						
TULSA	12/14/19	1		0	0	.000	0	0	.000	0	0	.000	0	0	0	0.0	1	0	0	0	1	0	0	0.0
vs Valparaiso	12/21/19	DNP																						
at Indiana	12/29/19	DNP																						
TEXAS A&M	01/04/20	DNP																						
at LSU	01/08/20	DNP																						
Totals		0	1	0	0	.000	0	0	.000	0	0	.000	0	0	0	0.0	1	0	0	0	1	0	0	0.0



JAMARIO BELL CAREER STATISTICS

BASKETBALL	GP	GS	Min	Avg	FG	FGA	Pct	3FG	3FGA	Pct	FT	FTA	Pct	Off	Def	Tot	Avg	PF	FO	Ast	TO	Blk	Stl	Pts	Avg
2019-20	1	0	1	1.0	0	0	.000	0	0	.000	0	0	.000	0	0	0	0.0	1	0	0	0	1	0	0	0.0
FOOTBALL	GP	GS	Solo	Ast	Total	Tackles	TFL	Yds	Sacks	Yds	Int	Yds	PBU	PD	Qbh	FR	Yds	FF	Blkd	Kick	Saf				
2016 (Rfr.)	
2017 (So.)	2	0	
2018 (Jr.)	11	0	11	9	20		1.0	-5							1			1							
2019 (Sr.)	10	1	10	7	17		5.5	-27	4.5	-23					2			1							
CAREER	22	1	21	16	37		6.5	-32	4.5	-23					3			2							

15 MASON JONES

G • Jr. • 6-5 • 200

Desoto, Texas || Triple A Academy

• FT Made	76	18th NCAA	2nd SEC
• Steals/Gm	1.82	116th NCAA	6th SEC
• Def Reb/Gm	5.08	195th NCAA	8th SEC
• FG%	46.9%	165th NCAA	11th SEC
• Steals/Gm	1.92	76th NCAA	4th SEC

• FT Pct	91.6%	12th NCAA	2nd SEC
• FT Att	83	70th NCAA	3rd SEC
• Points/Gm	19.8	31st NCAA	2nd SEC
* Minutes/Gm	32:57	198th NCAA	13th SEC
* 3's Made/Gm	2.31	157th NCAA	5th SEC

- Games in double figure pts: 30 for career • 11 for 2019-20
- Led team in scoring: 17 for career (13-4) • 7 for 2019-20 (6-1)
- Led team in pts/assists: 8 for career • 4 for 2019-20
- Made 3+ 3's: 18 for career • 5 for 2019-20
- Led team in pts/reb: 4 for career • 2 for 2019-20
- Led team in pts/steal: 7 for career • 5 for 2019-20

• **Since scoring 8 pts at WKU – LAST 5: TEAM BESTS – 24.6 ppg (41, 20, 21, 17, 24) • 6.4 rpg • 4.1 assists**

• **Has 5+ rebounds in 11 of his 13 games**

• **SEC PLAYER OF THE WEEK (Nov. 11): 32 pts - 7 rebs - 5 steals in season-opening win over Rice.**

• **SEC PLAYER OF THE WEEK (Dec. 16): 41 pts - 6 rebs - 4 steals - season-high 4 assists versus Tulsa.**

• **Made his first 27 from the free throw line this season** – and 36 straight dating back to last season – before missing his first FT attempt at Georgia Tech ... **Had a streak of 24 straight FT snapped on final attempt vs Tulsa.**



2019-20 HIGHLIGHTS:

- Named **SEC PLAYER OF THE WEEK** as he scored then career-high 32 in the season opener versus Rice – the 2nd-highest point production by a Razorback in a season opener ... Also had career highs in FG made (12), FG att (18) and steals (5).
- Led the team in scoring (16), rebounds (6) and assists (2) in the in over North Texas.
- Led the team in scoring (19), assists (4), steals (4) and blocked shots (1) in the win over Montana.
- Made a **game-winning 3-pointer with 0.1 seconds left in overtime** (Arkansas' only points in OT) at Georgia Tech for a 62-61 win ... Scored 24 points with seven rebounds and five steals.
- Missed the Northern Kentucky game due to an injured shoulder ... Came back **versus Austin Peay and scored 16 points while taking just six shots** ... Made two 3's and was 6-of-6 at the free throw line.
- Named **SEC PLAYER OF THE WEEK** as he scored career-high 41 points and added six rebounds, while leading the team in assists (4) and steals (4) ... Tied career highs going 12-of-18 from the field (7-of-7 from 2-point range) ... 41 points ties for 7th-most in Arkansas history ... In the first half, scored 20 points, including a long 3-pointer at the buzzer for a 16-point halftime lead ... After Tulsa worked its 16-point deficit to nine (68-59 with 11:49 left), Jones scored 15 straight for the Razorbacks during an 18-5 run to give Arkansas a 22-point lead (86-64).
- Missed his first 3 treys, but made two inside the final minute en route to 20 points in come-from-behind win vs Tulsa ... **Tied season-high with nine rebounds** and had game-high four assists ... **With Hogs' down 5 with 4:14, scored 8** – hit 3's at 1:24 to tie game and 0:53 left for 3-pt lead ... Sealed win with two free throws with 25 seconds left.
- Also hit back-to-back treys late at Indiana to give the Hogs a 5-pt lead (67-62 with 2:01 left) ... Finished with 21 points, making four triples, with six rebounds and six assists.
- Tied Isaiah Joe with a team-best 17 points vs Texas A&M while leading the team in rebounds, (6) and steals (3).
- At LSU, led team in points (24), assists (4) and steals (2) ... Added five rebounds.

MASON JONES 2019-20 GAME STATS

Opponent	Date	GS	Min	FG	FGA	Pct	3FG	3A	Pct	FT	FTA	Pct	O	D	Tot	Avg	PF	FO	A	TO	Blk	Stl	Pts	Avg	
RICE	11/05/19	*	33	12	18	.667	4	8	.500	4	4	1.000	1	6	7	7.0	0	0	3	3	0	5	32	32.0	
NORTH TEXAS	11/12/19	*	29	3	8	.375	1	5	.200	9	9	1.000	2	4	6	6.5	2	0	2	1	0	0	16	24.0	
MONTANA	11/16/19	*	35	5	13	.385	1	5	.200	8	8	1.000	3	2	5	6.0	2	0	4	2	1	4	19	22.3	
TEXAS SOUTHERN	11/19/19	*	20	2	4	.500	0	2	.000	2	2	1.000	0	2	2	5.0	2	0	1	4	2	1	6	18.3	
SOUTH DAKOTA	11/22/19	*	33	5	12	.417	0	3	.000	4	4	1.000	1	6	7	5.4	4	0	0	3	0	1	14	17.4	
at Georgia Tech	11/25/19	*	39	7	13	.538	3	8	.375	7	10	.700	0	7	7	5.7	4	0	3	6	0	5	24	18.5	
NORTHERN KY	11/30/19	DNP	Inj																						
AUSTIN PEAY	12/03/19	*	27	4	6	.667	2	4	.500	6	6	1.000	0	4	4	5.4	4	0	2	6	0	0	16	18.1	
at Western Kentucky	12/07/19	*	36	1	9	.111	0	4	.000	6	6	1.000	1	8	9	5.9	3	0	1	3	0	0	8	16.9	
TULSA	12/14/19	*	39	12	18	.667	5	11	.455	12	13	.923	1	5	6	5.9	2	0	4	1	1	4	41	19.6	
vs Valparaiso	12/21/19	*	29	5	12	.417	2	5	.400	8	9	.889	1	8	9	6.2	4	0	4	7	0	0	20	19.6	
at Indiana	12/29/19	*	31	8	17	.471	4	9	.444	1	1	1.000	0	6	6	6.2	4	0	6	4	0	0	21	19.7	
TEXAS A&M	01/04/20	*	37	5	17	.294	4	11	.364	3	5	.600	3	3	6	6.2	2	0	3	1	0	3	17	19.5	
at LSU	01/08/20	*	39	7	15	.467	4	7	.571	6	6	1.000	0	5	5	6.1	5	1	4	2	0	2	24	19.8	
Totals			13	427	76	162	.469	30	82	.366	76	83	.916	13	66	79	6.1	38	1	37	43	4	25	258	19.8

• PERSONAL BESTS •

POINTS	SEC ONLY
Season: 41 vs Tulsa (12/14/19)	24 at LSU (01/08/20)
Career: 41 vs Tulsa (12/14/19)	30 (2x), last vs. Miss State (02/16/19)
FG MADE	SEC ONLY
Season: 12 (2x) last vs Tulsa (12/14/19)	7 at LSU (01/08/20)
Career: 12 (2x) last vs Tulsa (12/14/19)	9 vs. Miss State (02/16/19)
FG ATTEMPTED	SEC ONLY
Season: 18 (2x) last vs Tulsa (12/14/19)	17 vs Texas A&M (01/04/20)
Career: 18 (2x) last vs Tulsa (12/14/19)	18 vs. Miss State (02/16/19)
3-POINT FG MADE	SEC ONLY
Season: 5 vs Tulsa (12/14/19)	4 (2x) last at LSU (01/08/20)
Career: 6 vs. Ole Miss (03/02/19)	6 vs Ole Miss (03/02/19)
3-PT FG ATTEMPTS	SEC ONLY
Season: 11 vs Tulsa (12/14/19)	11 vs Texas A&M (01/04/20)
Career: 13 vs Georgia Tech (12/19/18)	11 (3x), last vs TX A&M (01/04/20)
FT MADE	SEC ONLY
Season: 12 vs Tulsa (12/14/19)	6 at LSU (01/08/20)
Career: 12 (2x) last vs Tulsa (12/14/19)	12 vs. Florida (01/09/19)
FT ATTEMPTED	SEC ONLY
Season: 13 vs Tulsa (12/14/19)	6 at LSU (01/08/20)
Career: 13 (2x) last vs Tulsa (12/14/19)	13 vs. Florida (01/09/19)
REBOUNDS	SEC ONLY
Season: 9 (2x) last vs Valpo (12/22/19)	6 vs Texas A&M (01/04/20)
Career: 10 vs. FIU (12/01/18)	6 (4x), last vs TX A&M (01/04/20)
ASSISTS	SEC ONLY
Season: 6 at Indiana (12/29/19)	4 at LSU (01/08/20)
Career: 7 vs. Indiana (11/18/18)	5 (3x), last at Vandy (03/06/19)
STEALS	SEC ONLY
Season: 5 (2x) last at Ga Tech (11/25/19)	3 vs Texas A&M (01/04/20)
Career: 5 (2x) last at Ga Tech (11/25/19)	3 at Vanderbilt (03/06/19)
BLOCKED SHOTS	SEC ONLY
Season: 2 vs Texas Southern (11/19/19)	--
Career: 2 vs Texas Southern (11/19/19)	1 (4x), last at USC (02/02/19)
MINUTES	SEC ONLY
Season: 39:46 at Georgia Tech (11/25/19)	38:30 at LSU (01/08/20)
Career: 39:46 at Georgia Tech (11/25/19)	38:30 at LSU (01/08/20)

MASON JONES CAREER STATISTICS

Year	GP	GS	Min	Avg	FG	FGA	Pct	3FG	3FGA	Pct	FT	FTA	Pct	Off	Def	Tot	Avg	PF	FO	Ass	TO	Blk	Stl	Pts	Avg
2018-19	34	26	996	29.3	136	337	.404	76	208	.365	115	143	.804	18	114	132	3.9	77	2	96	61	5	31	463	13.6
2019-20	13	13	427	32.8	76	162	.469	30	82	.366	76	83	.916	13	66	79	6.1	38	1	37	43	4	25	258	19.8
TOTAL	47	39	1423	30.3	212	499	.425	106	290	.366	191	226	.845	31	180	211	4.5	115	3	133	104	9	56	721	15.3

24

ETHAN HENDERSON

F • So. • 6-8 • 210
Little Rock, Ark. || Parkview Magnet HS

Last season, played in 12 games and scored 11 points ... Had a breakout game at Providence in the first round of the NIT ... In the first 32 games of the season, Henderson played 28 minutes, was 2-of-3 from the field, scored five points and had six rebounds ... At Providence (Game 33) alone, played 18 minutes, was 3-of-6 from the field, scored six points and had five rebounds.

2019-20 HIGHLIGHTS:

- Is 2-of-2 from the field this season and, in 20 minutes of action, has five rebounds and two blocked shots.
- Named **team's Player of the Game** as he provided a huge spark off the bench in the first half versus Austin Peay ... During a 9-0 run - putting the Hogs up 25-18 - he had a dunk, three blocked shots and three rebounds ... The **three rejections were a career high** and he finished with four rebounds in 7:26 played.
- Grabbed three rebounds in three minutes versus Tulsa.

ETHAN HENDERSON 2019-20 GAME STATS

Opponent	Date	GS	Min	FG	FGA	Pct	3FG	3A	Pct	FT	FTA	Pct	O	D	Tot	Avg	PF	FO	A	TO	Blk	Stl	Pts	Avg
RICE	11/05/19	12		1	1	1.000	0	0	.000	0	0	.000	0	3	3	3.0	3	0	0	1	1	1	2	2.0
NORTH TEXAS	11/12/19	DNP																						
MONTANA	11/16/19	DNP																						
TEXAS SOUTHERN	11/19/19	8		1	1	1.000	0	0	.000	0	0	.000	0	2	2	2.5	0	0	0	1	1	0	2	2.0
SOUTH DAKOTA	11/22/19	DNP																						
at Georgia Tech	11/25/19	DNP																						
NORTHERN KY	11/30/19	DNP																						
AUSTIN PEAY	12/03/19	7		1	1	1.000	0	0	.000	0	0	.000	1	3	4	3.0	3	0	0	0	3	0	2	2.0
at Western Kentucky	12/07/19	1		0	0	.000	0	0	.000	0	0	.000	0	0	0	2.3	0	0	0	0	0	0	0	1.5
TULSA	12/14/19	3		0	1	.000	0	0	.000	0	0	.000	2	1	3	2.4	0	0	1	0	0	0	0	1.2
vs Valparaiso	12/21/19	DNP																						
at Indiana	12/29/19	DNP																						
TEXAS A&M	01/04/20	DNP																						
at LSU	01/08/20	2		0	0	.000	0	0	.000	0	0	.000	0	0	0	2.0	0	0	0	0	0	0	0	1.0
Totals		0	33	3	4	.750	0	0	.000	0	0	.000	3	9	12	2.0	6	0	1	2	5	1	6	1.0

PERSONAL BESTS

POINTS	SEC ONLY
Season: 2 (3x) last vs Austin Peay (12/03/19)	
Career: 6 at Providence (03/19/19)	2 at Tennessee (01/15/19)
FG MADE	SEC ONLY
Season: 1 (3x) last vs Austin Peay (12/03/19)	
Career: 3 at Providence (03/19/19)	1 at Tennessee (01/15/19)
FG ATTEMPTED	SEC ONLY
Season: 1 (3x) last vs Austin Peay (12/03/19)	
Career: 6 at Providence (03/19/19)	1 (2x), last vs. Georgia (01/29/19)
3-POINT FG MADE	SEC ONLY
Season: --	
Career: --	--
3-PT FG ATTEMPTS	SEC ONLY
Season: --	
Career: --	--
FT MADE	SEC ONLY
Season: --	
Career: 1 vs FIU (12/01/18)	--
FT ATTEMPTED	SEC ONLY
Season: --	
Career: 2 vs FIU (12/01/18)	--
REBOUNDS	SEC ONLY
Season: 4 vs Austin Peay (12/03/19)	
Career: 5 at Providence (03/19/19)	1 at Tennessee (01/15/19)
ASSISTS	SEC ONLY
Season: --	
Career: 1 vs UTA (11/23/18)	--
STEALS	SEC ONLY
Season: 1 vs Rice (11/05/19)	
Career: 2 at Tennessee (01/15/19)	2 at Tennessee (01/15/19)
BLOCKED SHOTS	SEC ONLY
Season: 3 vs Austin Peay (12/03/19)	
Career: 3 vs Austin Peay (12/03/19)	1 at Auburn (02/20/19)
MINUTES	SEC ONLY
Season: 12 vs Rice (11/05/19)	
Career: 18 at Providence (03/19/19)	2:07 at LSU (01/08/20) 4 at Tennessee (01/15/19)



ETHAN HENDERSON CAREER STATISTICS

Year	GP	GS	Min	Avg	FG	FGA	Pct	3FG	3FGA	Pct	FT	FTA	Pct	Off	Def	Tot	Avg	PF	FO	Ast	TO	Blk	Stl	Pts	Avg
2018-19	12	0	51	4.3	5	10	.500	0	0	.000	1	3	.333	3	9	12	1.0	6	0	1	3	2	3	11	0.9
2019-20	6	0	33	5.5	3	4	.750	0	0	.000	0	0	.000	3	9	12	2.0	6	0	1	2	5	1	6	1.0
TOTAL	18	0	84	4.7	8	14	.571	0	0	.000	1	3	.333	6	18	24	1.3	12	0	2	5	7	4	17	0.9

33

JIMMY WHITT JR.

G • Gr. Sr. • 6-3 • 175
Columbia, Mo. || Hickman HS

Began his career at Arkansas before transferring to SMU, returned to the Razorbacks for the 2019-20 season as a graduate transfer ... Received his B.S. in Sport Management from SMU in May 2019 ... Is pursuing an M.Ed. in Adult and Lifelong Learning ... His brother, Marcus, was a graduate assistant on Coach Musselman's staff at Nevada.

- **IN THE SEC:** 4th in FG Made (86) • 3rd in Minutes/Gm (35:51) • 4th in FG% (54.4%)
- **2nd on the team in rebounding (5.3 avg.) ... 15th in SEC (14.0 ppg)**
- **"Jimmy may be the best rebounding point guard in the nation."**
- Arkansas head coach Eric Musselman

- Games in double figure points: 55 for career • 11 for 2019-20
- Scored his 1,000th career point vs Northern KY on old-fashioned 3-point play
- **Played 158 minutes and 18 seconds over five games without a turnover.** (Final 17:44 vs Montana, 33:46 vs TX Southern, 35:28 vs South Dakota, 43:47 vs Ga Tech and the first 27:33 vs Northern Kentucky.) ... **18 turnovers in 425 minutes ... 1 every 23.6 minutes.**

2019-20 HIGHLIGHTS:

- Named **MVP of the Collegiate Hoops Roadshow - Razorback Regional** ... Averaged 1.8 points and 8.3 rebounds while shooting 63% from the field and making 11-of-15 FT.
- Had a double-double with 14 points and seven rebounds versus Montana ... Record his **sixth career double-double** - first as a Razorback - vs. Texas Southern with 17 points and 10 rebounds ... **Tied a career high with 24 points** ... Was 11-of-14 from the field ... **Set an Arkansas record** for most points by a guard in the 3-point era without attempting a 3-pointer (@HogStats.com) ... Once again **tied his career high with 24 points** versus Northern Kentucky ... Made 6-of-7 FT and grabbed nine rebounds.
- Only scored six points on 3-of-12 shooting, but played great defense versus GT guard Michael Devoe, getting two blocked shots and holding Devoe to 4-of-16 shooting.
- Scored 10 points and tied for team highs in both assists (4) and steals (3) vs. Valpo.
- Played all 40 minutes at LSU, the first Razorback to play all 40 minutes in a regulation game since 2009) ... Scored 22 points - his most versus SEC opponent ... Also had SEC highs in FG (9), FGA (13), FT (4) and FTA (4).

JIMMY WHITT JR. 2019-20 GAME STATS

Opponent	Date	GS	Min	FG	FGA	Pct	3FG	3A	Pct	FT	FTA	Pct	O	D	Tot	Avg	PF	FO	A	TO	Blk	Stl	Pts	Avg	
RICE	11/05/19	*	28	1	4	.250	0	0	.000	0	0	.000	2	2	4	4.0	0	0	5	2	1	1	2	2.0	
NORTH TEXAS	11/12/19	*	35	5	10	.500	0	0	.000	3	4	.750	0	1	1	2.5	4	0	2	1	1	3	13	7.5	
MONTANA	11/16/19	*	28	6	12	.500	0	0	.000	2	3	.667	2	5	7	4.0	3	0	2	4	0	1	14	9.7	
TEXAS SOUTHERN	11/19/19	*	34	8	13	.615	0	0	.000	1	2	.500	2	8	10	5.5	1	0	1	0	0	0	17	11.5	
SOUTH DAKOTA	11/22/19	*	35	11	14	.786	0	0	.000	2	3	.667	1	6	7	5.8	1	0	1	0	1	3	24	14.0	
at Georgia Tech	11/25/19	*	44	3	12	.250	0	0	.000	0	2	.000	0	4	4	5.5	3	0	2	0	2	0	6	12.7	
NORTHERN KY	11/30/19	*	38	9	15	.600	0	0	.000	6	7	.857	3	6	9	6.0	4	0	2	1	0	1	24	14.3	
AUSTIN PEAY	12/03/19	*	37	7	13	.538	0	0	.000	3	4	.750	1	1	2	5.5	0	0	1	2	0	1	17	14.6	
at Western Kentucky	12/07/19	*	44	8	18	.444	0	0	.000	1	3	.333	3	9	12	6.2	5	1	4	1	0	1	17	14.9	
TULSA	12/14/19	*	33	5	8	.625	0	0	.000	1	2	.500	0	5	5	6.1	3	0	4	1	0	1	11	14.5	
vs Valparaiso	12/21/19	*	37	5	10	.500	0	0	.000	0	1	.000	2	1	3	5.8	2	0	4	3	0	3	10	14.1	
at Indiana	12/29/19	*	32	3	5	.600	0	0	.000	1	2	.500	0	3	3	5.6	3	0	3	3	1	2	7	13.5	
TEXAS A&M	01/04/20	*	37	6	11	.545	0	0	.000	0	0	.000	1	3	4	5.5	2	0	1	3	1	0	12	13.4	
at LSU	01/08/20	*	40	9	13	.692	0	0	.000	4	4	1.000	0	3	3	5.3	3	0	0	1	0	0	22	14.0	
Totals			14	502	86	158	.544	0	0	.000	24	37	.649	17	57	74	5.3	34	1	32	22	7	17	196	14.0

JIMMY WHITT JR. CAREER STATISTICS

Year	GP	GS	Min	Avg	FG	FGA	Pct	3FG	3FGA	Pct	FT	FTA	Pct	Off	Def	Tot	Avg	PF	FO	Ass	TO	Blk	Stl	Pts	Avg
2015-16 (ARK)	32	10	552	17.2	75	194	.387	6	16	.375	38	48	.792	11	42	53	1.7	66	0	35	31	6	20	194	6.1
2016-17 - REDSHIRTED AT SMU																									
2017-18 (SMU)	33	33	1096	33.2	140	287	.488	6	21	.286	60	101	.594	50	121	171	5.2	76	1	114	54	16	60	346	10.5
2018-19 (SMU)	30	30	1053	35.1	162	332	.488	4	28	.143	42	74	.568	62	131	193	6.4	71	1	119	44	13	43	370	12.3
2019-20 (ARK)	14	14	502	35.9	86	158	.544	0	0	.000	24	37	.649	17	57	74	5.3	34	1	32	22	7	17	196	14.0
TOTAL	109	87	3203	29.4	463	971	.477	16	65	.246	164	260	.631	140	351	491	4.5	247	3	300	151	42	140	1106	10.1

TRIPLE-DOUBLES (1)

2018-19 (Jr.)

Opp	Pts	Rebs	Asst
McNeese St.	12	10	10

DOUBLE-DOUBLES (7)

2019-20 (Sr.) 2

Opp	Pts	Rebs
Texas Southern	17	10
at Western Ky	17	12

2018-19 (Jr.) * 5

Opp	Pts	Rebs
vs. Bradley	12	13
McNeese St. *	12	10
at Tulane	11	11
at UConn	20	10
Tulsa	10	10

* - part of a triple-double

PERSONAL BESTS

POINTS	SEC ONLY
Season: 24 vs South Dakota (11/22/19)	22 at LSU (01/08/20)
Career: 24 (2x) last v S Dakota (11/22/19)	22 at LSU (01/08/20)
FG MADE	SEC ONLY
Season: 11 vs South Dakota (11/22/19)	9 at LSU (01/08/20)
Career: 12 vs Cincinnati (03/15/19)	9 at LSU (01/08/20)
FG ATTEMPTED	SEC ONLY
Season: 18 at Western Kentucky (12/07/19)	15 at LSU (01/08/20)
Career: 19 (2x) last vs Cincinnati (03/05/19)	15 at LSU (01/08/20)
3-POINT FG MADE	SEC ONLY
Season: --	--
Career: 2 (2x) last at UCF (03/04/18)	2 (2x) last vs LSU (02/23/16)
3-PT FG ATTEMPTS	SEC ONLY
Season: --	--
Career: 6 at UCF (03/04/18)	3 vs LSU (02/23/16)
FT MADE	SEC ONLY
Season: 4 at LSU (01/08/20)	4 at LSU (01/08/20)
Career: 7 vs Wichita State (02/24/18)	4 (3x) last at LSU (01/08/20)
FT ATTEMPTED	SEC ONLY
Season: 4 (2x) at LSU (01/08/20)	4 at LSU (01/08/20)
Career: 8 vs Wichita State (02/24/18)	6 (2x) last vs USC (03/05/16)
REBOUNDS	SEC ONLY
Season: 12 at Western Kentucky (12/07/19)	4 vs Texas A&M (01/04/20)
Career: 13 (2x) last vs Bradley (11/20/18)	4 (2x) last vs TX A&M (01/04/20)
ASSISTS	SEC ONLY
Season: 5 vs Rice (11/05/19)	1 vs Texas A&M (01/04/20)
Career: 10 vs McNeese (11/29/18)	2 (4x) last vs Auburn (02/17/16)
STEALS	SEC ONLY
Season: 3 (3x) last vs Valpo (12/22/19)	--
Career: 5 (3x) vs Memphis (21/14/18)	1 (8x) last at Tennessee (02/27/16)
BLOCKED SHOTS	SEC ONLY
Season: 2 at Georgia Tech (11/25/19)	1 vs Texas A&M (01/04/20)
Career: 3 (2x) at Memphis (01/19/19)	2 vs Vanderbilt (01/15/16)
MINUTES	SEC ONLY
Season: 43:47 at Georgia Tech (11/25/19)	40:00 at LSU (01/08/20)
Career: 43:47 at Georgia Tech (11/25/19)	40:00 at LSU (01/08/20)



35 REGGIE CHANEY

F • So. • 6-8 • 222
Tulsa, Okla. || Findlay Prep (Nev.)

- Has a blocked shot in 27 of his 43 career games, including 7 with at least 3 rejections.
- Games with 3+ blocked shots: 8 career • 2 • 2019-20

2019-20 HIGHLIGHTS:

- Missed the first three games ... In his debut (vs Texas Southern) was very efficient in his 19 minutes played ... **Tied a career high** with four steals ... Was 3-of-4 from the field for six points with two rebounds and a blocked shot.
- Was 3-of-3 from the field – all dunks – while adding three blocked shots.
- Posted **career highs in rebounds (11) and assists (5)** versus Northern Kentucky.
- Blocked three shots and had six rebounds in just 13 minutes at Western Kentucky.
- Led the team with seven rebounds vs Tulsa.
- Posted **career highs for free throws** made (3) and attempted (6) versus Valpo.
- Scored six with four rebounds at Indiana ... Helped hold Travce Jackson-Davis, who scored 20 in the game, to just four in the second half and no shot attempts over the final eight minutes.

REGGIE CHANEY 2019-20 GAME STATS

Opponent	Date	GS	Min	FG	FGA	Pct	3FG	3A	Pct	FT	FTA	Pct	O	D	Tot	Avg	PF	FO	A	TO	Blk	Stl	Pts	Avg
RICE	11/05/19	DNP																						
NORTH TEXAS	11/12/19	DNP																						
MONTANA	11/16/19	DNP																						
TEXAS SOUTHERN	11/19/19	19	3	4	.750	0	0	.000	0	1	.000	1	1	2	2.0	0	0	0	0	1	4		6	6.0
SOUTH DAKOTA	11/22/19	15	3	3	1.000	0	0	.000	0	0	.000	1	1	2	2.0	4	0	2	0	3	1		6	6.0
at Georgia Tech	11/25/19	12	0	1	.000	0	0	.000	0	0	.000	1	1	2	2.0	2	0	0	1	1	1		0	4.0
NORTHERN KY	11/30/19	24	3	5	.600	0	0	.000	0	0	.000	2	9	11	4.3	5	1	5	1	0	0		6	4.5
AUSTIN PEAY	12/03/19	14	0	0	.000	0	0	.000	0	1	.000	0	2	2	3.8	3	0	1	2	0	2		0	3.6
at Western Kentucky	12/07/19	13	0	0	.000	0	0	.000	0	0	.000	2	4	6	4.2	3	0	1	2	3	0		0	3.0
TULSA	12/14/19	18	2	2	1.000	0	0	.000	1	2	.500	0	7	7	4.6	3	0	2	1	0	1		5	3.3
vs Valparaiso	12/21/19	13	0	1	.000	0	0	.000	3	6	.500	0	2	2	4.3	2	0	2	2	0	0		3	3.3
at Indiana	12/29/19	17	3	4	.750	0	0	.000	0	0	.000	3	1	4	4.2	1	0	0	0	0	0		6	3.6
TEXAS A&M	01/04/20	7	1	1	1.000	0	0	.000	0	0	.000	0	0	0	3.8	2	0	0	3	0	0		2	3.4
at LSU	01/08/20	7	0	0	.000	0	0	.000	0	0	.000	0	0	0	3.5	4	0	1	0	0	0		0	3.1
Totals		0	159	15	21	.714	0	0	.000	4	10	.400	10	28	38	3.5	29	1	14	12	8	9	34	3.1

REGGIE CHANEY CAREER STATISTICS

Year	GP	GS	Min	Avg	FG	FGA	Pct	3FG	3FGA	Pct	FT	FTA	Pct	Off	Def	Tot	Avg	PF	FO	Ast	TO	Blk	Stl	Pts	Avg
2018-19	34	2	555	16.3	83	150	.553	0	0	.000	17	33	.515	40	78	118	3.5	82	2	25	46	46	21	183	5.4
2019-20	11	0	159	14.5	15	21	.714	0	0	.000	4	10	.400	10	28	38	3.5	29	1	14	12	8	9	34	3.1
TOTAL	45	2	714	15.9	98	171	.573	0	0	.000	21	43	.488	50	106	156	3.5	111	3	39	58	54	30	217	4.8

• PERSONAL BESTS •

POINTS Season: 6 (3x) last vs Northern Ky (11/30/19) Career: 14 at Providence (03/19/19)	SEC ONLY 2 vs Texas A&M (01/04/20) 12 vs LSU (01/12/19)
FG MADE Season: 3 (4x) last at Indiana (2/29/19) Career: 7 at Providence (03/19/19)	SEC ONLY 1 vs Texas A&M (01/04/20) 6 vs LSU (01/12/19)
FG ATTEMPTED Season: 5 vs Northern Kentucky (11/30/19) Career: 9 (2x), last at Providence (03/19/19)	SEC ONLY 1 vs Texas A&M (01/04/20) 8 vs LSU (01/12/19)
3-POINT FG MADE Season: -- Career: --	SEC ONLY -- --
3-PT FG ATTEMPTS Season: -- Career: --	SEC ONLY -- --
FT MADE Season: 3 vs Valpo (12/21/19) Career: 3 (2x) vs Valpo (12/21/19)	SEC ONLY -- 3 vs Miss State (02/16/19)
FT ATTEMPTED Season: 6 vs Valpo (12/21/19) Career: 6 vs Valpo (12/21/19)	SEC ONLY 3 vs Miss State (02/16/19)
REBOUNDS Season: 11 vs Northern Kentucky (11/30/19) Career: 11 vs Northern Ky (11/30/19)	SEC ONLY 6 (3x), last vs Georgia (01/29/19)
ASSISTS Season: 5 vs Northern Kentucky (11/30/19) Career: 5 vs Northern Ky (11/30/19)	SEC ONLY 1 at LSU (01/08/20) 4 vs Missouri (01/23/19)
STEALS Season: 4 vs Texas Southern (11/19/19) Career: 4 (3x), last vs TX SOU (11/19/19)	SEC ONLY -- 4 vs LSU (01/12/19)
BLOCKED SHOTS Season: 3 (2x) last at Western Ky (12/07/19) Career: 7 at Providence (03/19/19)	SEC ONLY -- 5 vs Georgia (01/29/19)
MINUTES Season: 24:49 vs Texas Southern (11/19/19) Career: 28 (2x), last at Providence (03/19/19)	SEC ONLY 6:35 vs Texas A&M (01/04/20) 27 vs LSU (01/12/19)



ARKANSAS RAZORBACKS

2019-20 COMBINED REPORT

RECORD:	OVERALL	HOME	AWAY	NEUTRAL
ALL GAMES	12-2	9-0	2-2	1-0
CONFERENCE	1-1	1-0	0-1	0-0
NON-CONFERENCE	11-1	8-0	2-1	1-0

##	Player	GP	GS	Min	Avg	• TOTAL •			• 3-PTS •			• REBOUNDS •				PF FO		A TO Blk Stl				Pts Avg				
						FG	FGA	Pct	3FG	FGA	Pct	FT	FTA	Pct	Off									Def	Tot	Avg
15	Mason Jones	13	13	427	32.8	76	162	.469	30	82	.366	76	83	.916	13	66	79	6.1	38	1	37	43	4	25	258	19.8
1	Isaiah Joe	14	14	517	36.9	74	202	.366	52	152	.342	39	48	.813	11	53	64	4.6	22	0	30	27	4	24	239	17.1
33	Jimmy Whitt Jr.	14	14	502	35.9	86	158	.544	0	0	.000	24	37	.649	17	57	74	5.3	34	1	32	22	7	17	196	14.0
3	Desi Sills	14	14	423	30.2	50	127	.394	14	67	.209	24	35	.686	8	34	42	3.0	39	1	18	23	4	17	138	9.9
2	Adrio Bailey	14	14	342	24.4	35	71	.493	5	12	.417	18	29	.621	19	48	67	4.8	38	0	11	18	27	23	93	6.6
5	Jalen Harris	14	0	334	23.9	18	49	.367	7	27	.259	20	25	.800	4	31	35	2.5	34	0	34	21	5	17	63	4.5
35	Reggie Chaney	11	0	159	14.5	15	21	.714	0	0	.000	4	10	.400	10	28	38	3.5	29	1	14	12	8	9	34	3.1
0	Jeantal Cylla	12	1	107	8.9	7	24	.292	1	10	.100	1	2	.500	4	15	19	1.6	13	0	0	7	3	0	16	1.3
4	Ethan Henderson	6	0	33	5.5	3	4	.750	0	0	.000	0	0	.000	3	9	12	2.0	6	0	1	2	5	1	6	1.0
14	Jamario Bell	1	0	1	1.0	0	0	.000	0	0	.000	0	0	.000	0	0	0	0.0	1	0	0	0	1	0	0	0.0
12	Ty Stevens	3	0	3	1.0	0	1	.000	0	0	.000	0	3	.000	0	0	0	0.0	0	0	0	0	0	0	0	0.0
13	Emeka Obukwelu	2	0	2	1.0	0	1	.000	0	1	.000	0	0	.000	1	2	3	1.5	0	0	0	0	0	0	0	0.0
TEAM.....												13 24 37 2.6				0		3				0				
ARKANSAS.....		14				364	820	.444	109	351	.311	206	272	.757	103	367	470	33.6	254	4	177	178	68	133	1043	74.5
Opponents.....		14				315	803	.392	56	248	.226	170	256	.664	156	379	535	38.2	268	-	130	250	34	78	856	61.1

Team Statistics	ARK	OPP
SCORING	1043	856
Points per game	74.5	61.1
Scoring margin	+13.4	-
FIELD GOALS-ATT	364-820	315-803
Field goal pct	.444	.392
3 POINT FG-ATT	109-351	56-248
3-point FG pct	.311	.226
3-pt FG made per game	7.8	4.0
FREE THROWS-ATT	206-272	170-256
Free throw pct	.757	.664
F-Throws made per game	14.7	12.1
REBOUNDS	470	535
Rebounds per game	33.6	38.2
Rebounding margin	-4.6	-
ASSISTS	177	130
Assists per game	12.6	9.3
TURNOVERS	178	250
Turnovers per game	12.7	17.9
Turnover margin	+5.1	-
Assist/turnover ratio	1.0	0.5
STEALS	133	78
Steals per game	9.5	5.6
BLOCKS	68	34
Blocks per game	4.9	2.4
ATTENDANCE	126960	52593
Home games-Avg/Game	9-14107	4-9241
Neutral site-Avg/Game	-	1-15630

SCORE BY PERIODS:	1st	2nd	OT	Total
Arkansas	499	535	9	1043
Opponents	398	443	15	856

Date	Opponent	Result	Score	Attend
11/05/19	RICE	W	91-43	17274
11/12/19	NORTH TEXAS	W	66-43	12001
+ 11/16/19	MONTANA	W	64-46	13058
+ 11/19/19	TEXAS SOUTHERN	W	82-51	11182
+ 11/22/19	SOUTH DAKOTA	W	77-56	12581
11/25/19	at Georgia Tech	WOT	62-61	6547
+ 11/30/19	NORTHERN KENTUCKY	W	66-60	14080
12/03/19	AUSTIN PEAY	W	69-61	11995
12/07/19	at Western Kentucky	LOT	79-86	6862
12/14/19	TULSA	W	98-79	15589
! 12/21/19	vs Valparaiso	W	72-68	15630
12/29/19	at Indiana	W	71-64	14892
* 01/04/20	TEXAS A&M	W	69-59	19200
* 01/08/20	at LSU	L	77-79	8662

+ = Collegiate Hoops Roadshow (Razorback Regional)

! = played at Simmons Bank Arena (North Little Rock, Ark.)

* = SEC game

ARKANSAS RAZORBACKS

2019-20 SEASON RESULTS & LEADERS

RECORD:	OVERALL	HOME	AWAY	NEUTRAL
ALL GAMES	12-2	9-0	2-2	1-0
CONFERENCE	1-1	1-0	0-1	0-0
NON-CONFERENCE	11-1	8-0	2-1	1-0

DATE	TIME (CT)	OPPONENT	TV	RESULT	ATTEND	RECORD (SEC)	HIGH POINTS	HIGH REBOUNDS
11/05/19	7:00 pm	RICE	SEC Network Plus	W 91-43	17274	1-0	-- (32)Mason Jones	(9)Adrio Bailey
11/12/19	7:00 pm	NORTH TEXAS	SEC Network Plus	W 66-43	12001	2-0	-- (16)Mason Jones (16)Isaiah Joe	(6)Mason Jones (6)Desi Sills
11/16/19	4:00 pm	+ MONTANA	SEC Network Plus	W 64-46	13058	3-0	-- (19)Mason Jones	(11)Adrio Bailey
11/19/19	7:00 pm	+ TEXAS SOUTHERN	SEC Network Plus	W 82-51	11182	4-0	-- (33)Isaiah Joe	(10)Jimmy Whitt Jr.
11/22/19	8:00 pm	+ SOUTH DAKOTA	SEC Network	W 77-56	12581	5-0	-- (24)Jimmy Whitt Jr.	(7)Jimmy Whitt Jr. (7)Mason Jones
11/25/19	6:00 pm	at Georgia Tech	ACC Network	W (OT) 62-61	6547	6-0	-- (24)Mason Jones	(9)Isaiah Joe
11/30/19	4:00 pm	+ NORTHERN KENTUCKY	SEC Network Plus	W 66-60	14080	7-0	-- (24)Jimmy Whitt Jr.	(11)Reggie Chaney
12/03/19	7:00 pm	AUSTIN PEAY	SEC Network Plus	W 69-61	11995	8-0	-- (17)Jimmy Whitt Jr.	(6)Isaiah Joe
12/07/19	6:30 pm	at Western Kentucky	CBS Sports Network	79-86 L (OT)	6862	8-1	--- (20)Desi Sills	(12)Jimmy Whitt Jr.
12/14/19	12:30 pm	TULSA	ESPNU	W 98-79	15589	9-1	-- (41)Mason Jones	(7)Reggie Chaney
12/21/19	7:00 pm	! vs Valparaiso	--	W 72-68	15630	10-1	-- (21)Isaiah Joe	(9)Mason Jones
12/29/19	TBA	at Indiana	Big Ten Network	W 71-64	14892	11-1	-- (24)Isaiah Joe	(8)Adrio Bailey
01/04/20	6:00 pm	* TEXAS A&M	SEC Network	W 69-59	19200	12-1	1-0 (17)Isaiah Joe (17)Mason Jones	(6)Mason Jones
01/08/20	8:00 pm	* at LSU	ESPNU	77-79 L	8662	12-2	1-1 (24)Mason Jones	(7)Adrio Bailey
01/11/20	5:00 pm	* at Ole Miss	SEC Network					
01/15/20	7:30 pm	* VANDERBILT	SEC Network					
01/18/20	3:00 pm	* KENTUCKY	ESPN					
01/22/20	6:00 pm	* at Mississippi State	SEC Network					
01/25/20	3:00 pm	% TCU	ESPN / 2 / U					
01/29/20	7:30 pm	* SOUTH CAROLINA	SEC Network					
02/01/20	5:00 pm	* at Alabama	SEC Network					
02/04/20	6:00 pm	* AUBURN	SEC Network					
02/08/20	2:30 pm	* at Missouri	SEC Network					
02/11/20	6:00 pm	* at Tennessee	ESPN / 2 / U					
02/15/20	Noon	* MISSISSIPPI STATE	SEC Network					
02/18/20	6:00 pm	* at Florida	ESPN / 2 / U					
02/22/20	Noon	* MISSOURI	SEC Network					
02/26/20	7:30 pm	* TENNESSEE	SEC Network					
02/29/20	5:00 pm	* at Georgia	SEC Network					
03/04/20	6:00 pm	* LSU	SEC Network					
03/07/20	3:30 pm	* at Texas A&M	SEC Network					
03/11-15/20		^ SEC Tournament						

Home Games in CAPS | * - Southeastern Conference game | + = College Hoops Roadshow presented by AtmosAir - Razorback Regional
! - at Simmons Bank Arena (North Little Rock, Ark.) | % - Big 12/SEC Challenge | ^ - SEC Tournament (Nashville, Tenn. - Bridgestone Arena)

ATTENDANCE SUMMARY	GAMES	TOTALS	AVG/GAME
HOME	9	126960	14107
AWAY	4	36963	9241
NEUTRAL	1	15630	15630
TOTAL	14	179553	12825

ARKANSAS RAZORBACKS

2019-20 SEASON STATISTICS • ALL GAMES

RECORD:	OVERALL	HOME	AWAY	NEUTRAL
ALL GAMES	12-2	9-0	2-2	1-0
CONFERENCE	1-1	1-0	0-1	0-0
NON-CONFERENCE	11-1	8-0	2-1	1-0

##	Player	GP	GS	Min	Avg	• TOTAL •			• 3-PTS •			• REBOUNDS •														
						FG	FGA	Pct	3FG	FGA	Pct	FT	FTA	Pct	Off	Def	Tot	Avg	PF	FO	A	TO	Blk	Stl	Pts	Avg
15	Mason Jones	13	13	427	32.8	76	162	.469	30	82	.366	76	83	.916	13	66	79	6.1	38	1	37	43	4	25	258	19.8
1	Isaiah Joe	14	14	517	36.9	74	202	.366	52	152	.342	39	48	.813	11	53	64	4.6	22	0	30	27	4	24	239	17.1
33	Jimmy Whitt Jr.	14	14	502	35.9	86	158	.544	0	0	.000	24	37	.649	17	57	74	5.3	34	1	32	22	7	17	196	14.0
3	Desi Sills	14	14	423	30.2	50	127	.394	14	67	.209	24	35	.686	8	34	42	3.0	39	1	18	23	4	17	138	9.9
2	Adrio Bailey	14	14	342	24.4	35	71	.493	5	12	.417	18	29	.621	19	48	67	4.8	38	0	11	18	27	23	93	6.6
5	Jalen Harris	14	0	334	23.9	18	49	.367	7	27	.259	20	25	.800	4	31	35	2.5	34	0	34	21	5	17	63	4.5
35	Reggie Chaney	11	0	159	14.5	15	21	.714	0	0	.000	4	10	.400	10	28	38	3.5	29	1	14	12	8	9	34	3.1
0	Jeantal Cylla	12	1	107	8.9	7	24	.292	1	10	.100	1	2	.500	4	15	19	1.6	13	0	0	7	3	0	16	1.3
24	Ethan Henderson	6	0	33	5.5	3	4	.750	0	0	.000	0	0	.000	3	9	12	2.0	6	0	1	2	5	1	6	1.0
14	Jamario Bell	1	0	1	1.0	0	0	.000	0	0	.000	0	0	.000	0	0	0	0.0	1	0	0	0	1	0	0	0.0
12	Ty Stevens	3	0	3	1.0	0	1	.000	0	0	.000	0	3	.000	0	0	0	0.0	0	0	0	0	0	0	0	0.0
13	Emeka Obukwelu	2	0	2	1.0	0	1	.000	0	1	.000	0	0	.000	1	2	3	1.5	0	0	0	0	0	0	0	0.0
TEAM.....															13	24	37	2.6	0		3				0	
ARKANSAS.....		14				364	820	.444	109	351	.311	206	272	.757	103	367	470	33.6	254	4	177	178	68	133	1043	74.5
Opponents.....		14				315	803	.392	56	248	.226	170	256	.664	156	379	535	38.2	268	-	130	250	34	78	856	61.1

SCORE BY PERIODS:	1st	2nd	OT	Total
Arkansas	499	535	9	1043
Opponents	398	443	15	856

DEADBALL REBOUNDS:	OFF	DEF	TOTAL
Arkansas	33	10	43
Opponents	40	7	47

ARKANSAS RAZORBACKS

2019-20 STATISTICS • SEC GAMES ONLY

RECORD:	OVERALL	HOME	AWAY
SEC ONLY	1-1	1-0	0-1

##	Player	GP	GS	Min	Avg	• TOTAL •			• 3-PTS •			• REBOUNDS •														
						FG	FGA	Pct	3FG	FGA	Pct	FT	FTA	Pct	Off	Def	Tot	Avg	PF	FO	A	TO	Blk	St	Pts	Avg
15	Mason Jones	2	2	76	38.0	12	32	.375	8	18	.444	9	11	.818	3	8	11	5.5	7	1	7	3	0	5	41	20.5
33	Jimmy Whitt Jr.	2	2	77	38.5	15	24	.625	0	0	.000	4	4	1.000	1	6	7	3.5	5	0	1	4	1	0	34	17.0
1	Isaiah Joe	2	2	70	35.0	10	27	.370	7	21	.333	3	4	.750	2	6	8	4.0	4	0	3	2	0	4	30	15.0
3	Desi Sills	2	2	62	31.0	6	16	.375	2	10	.200	7	9	.778	2	4	6	3.0	4	0	2	1	0	3	21	10.5
2	Adrio Bailey	2	2	47	23.5	4	7	.571	1	2	.500	1	1	1.000	1	7	8	4.0	8	0	0	2	5	1	10	5.0
5	Jalen Harris	2	0	51	25.5	2	9	.222	0	3	.000	4	4	1.000	0	5	5	2.5	5	0	7	0	0	4	8	4.0
35	Reggie Chaney	2	0	14	7.0	1	1	1.000	0	0	.000	0	0	.000	0	0	0	0.0	6	0	1	3	0	0	2	1.0
24	Ethan Henderson	1	0	2	2.0	0	0	.000	0	0	.000	0	0	.000	0	0	0	0.0	0	0	0	0	0	0	0	0.0
0	Jeantal Cylla	1	0	1	1.0	0	0	.000	0	0	.000	0	0	.000	1	0	1	1.0	0	0	0	0	0	0	0	0.0
TEAM.....															1	4	5	2.5	0		1				0	
RAZORBACKS.....		2				50	116	.431	18	54	.333	28	33	.848	11	40	51	25.5	39	1	21	16	6	17	146	73.0
Opponents.....		2				48	111	.432	8	29	.276	34	48	.708	31	56	87	43.5	31	-	16	30	6	7	138	69.0

SCORE BY PERIODS:	1st	2nd	OT	Total
Arkansas	82	64	-	146
Opponents	70	68	-	138

DEADBALL REBOUNDS:	OFF	DEF	TOTAL
Arkansas	3	0	3
Opponents	6	1	7

2019-20 RAZORBACK GAME-BY-GAME STATISTICS

Opponent	Date	Score	W/L	• TOTAL •			• 3-PTRS •						• REBOUNDS •										
				FG	FGA	Pct	3FG	FGA	Pct	FT	FTA	Pct	Off	Def	Tot	Avg	PF	A	TO	Blk	Stl	Pts	Avg
RICE	11/05/19	91-43	W	37	67	.552	10	25	.400	7	11	.636	10	35	45	45.0	16	19	21	5	14	91	91.0
NORTH TEXAS	11/12/19	66-43	W	20	45	.444	6	22	.273	20	24	.833	4	20	24	34.5	15	8	10	5	11	66	78.5
MONTANA	11/16/19	64-46	W	20	54	.370	4	20	.200	20	26	.769	14	23	37	35.3	18	9	13	2	11	64	73.7
TEXAS SOUTHERN	11/19/19	82-51	W	31	71	.437	6	26	.231	14	18	.778	11	25	36	35.5	14	13	10	10	13	82	75.8
SOUTH DAKOTA	11/22/19	77-56	W	31	66	.470	4	20	.200	11	12	.917	7	29	36	35.6	20	11	8	6	8	77	76.0
at Georgia Tech	11/25/19	62-61	Wot	22	59	.373	7	25	.280	11	16	.688	3	27	30	34.7	22	14	14	4	15	62	73.7
NORTHERN KY	11/30/19	66-60	W	23	55	.418	3	18	.167	17	22	.773	8	29	37	35.0	14	18	12	1	5	66	72.6
AUSTIN PEAY	12/03/19	69-61	W	22	46	.478	9	23	.391	16	18	.889	5	22	27	34.0	19	11	20	6	9	69	72.1
at Western Kentucky	12/07/19	79-86	Lot	28	67	.418	9	30	.300	14	20	.700	10	29	39	34.6	23	10	16	5	4	79	72.9
TULSA	12/14/19	98-79	W	34	60	.567	11	30	.367	19	29	.655	5	26	31	34.2	22	18	8	7	12	98	75.4
vs Valparaiso	12/21/19	72-68	W	21	52	.404	10	27	.370	20	31	.645	6	36	42	34.9	14	14	19	8	9	72	75.1
at Indiana	12/29/19	71-64	W	25	62	.403	12	31	.387	9	12	.750	9	26	35	34.9	18	11	11	3	5	71	74.8
TEXAS A&M	01/04/20	69-59	W	24	58	.414	10	29	.345	11	15	.733	8	19	27	34.3	17	12	9	2	9	69	74.3
at LSU	01/08/20	77-79	L	26	58	.448	8	25	.320	17	18	.944	3	21	24	33.6	22	9	7	4	8	77	74.5
Arkansas		1043		364	820	.444	109	351	.311	206	272	.757	103	367	470	33.6	254	177	178	68	133	1043	74.5
Opponents		856		315	803	.392	56	248	.226	170	256	.664	156	379	535	38.2	268	130	250	34	78	856	61.1

Games played: 14

Points/game: 74.5

FG Pct: 44.4

3FG Pct: 31.1

FT Pct: 75.7

Rebounds/game: 33.6

Assists/game: 12.6

Turnovers/game: 12.7

Assist/turnover ratio: 1.0

Steals/game: 9.5

Blocks/game: 4.9

2019-20 OPPONENT GAME-BY-GAME STATISTICS

Opponent	Date	Score	W/L	• TOTAL •			• 3-PTRS •						• REBOUNDS •										
				FG	FGA	Pct	3FG	FGA	Pct	FT	FTA	Pct	Off	Def	Tot	Avg	PF	A	TO	Blk	Stl	Pts	Avg
RICE	11/05/19	91-43	W	16	56	.286	2	25	.080	9	15	.600	6	21	27	27.0	16	7	27	2	9	43	43.0
NORTH TEXAS	11/12/19	66-43	W	17	51	.333	2	17	.118	7	12	.583	14	23	37	32.0	22	8	18	0	3	43	43.0
MONTANA	11/16/19	64-46	W	18	56	.321	2	16	.125	8	14	.571	15	24	39	34.3	22	10	23	5	5	46	44.0
TEXAS SOUTHERN	11/19/19	82-51	W	19	55	.345	2	11	.182	11	19	.579	12	27	39	35.5	20	8	24	6	4	51	45.8
SOUTH DAKOTA	11/22/19	77-56	W	22	55	.400	3	12	.250	9	14	.643	6	24	30	34.4	15	11	13	1	5	56	47.8
at Georgia Tech	11/25/19	62-61	Wot	22	53	.415	2	12	.167	15	22	.682	10	37	47	36.5	16	7	24	1	6	61	50.0
NORTHERN KY	11/30/19	66-60	W	20	51	.392	8	24	.333	12	15	.800	5	27	32	35.9	19	9	12	4	10	60	51.4
AUSTIN PEAY	12/03/19	69-61	W	22	53	.415	6	19	.316	11	13	.846	10	20	30	35.1	21	8	21	0	4	61	52.6
at Western Kentucky	12/07/19	79-86	Lot	31	67	.463	5	19	.263	19	28	.679	12	32	44	36.1	19	11	15	4	7	86	56.3
TULSA	12/14/19	98-79	W	28	64	.438	4	18	.222	19	27	.704	14	25	39	36.4	23	10	13	1	5	79	58.6
vs Valparaiso	12/21/19	72-68	W	27	72	.375	7	25	.280	7	11	.636	9	34	43	37.0	27	13	16	1	9	68	59.5
at Indiana	12/29/19	71-64	W	25	59	.424	5	21	.238	9	18	.500	12	29	41	37.3	17	12	14	3	4	64	59.8
TEXAS A&M	01/04/20	69-59	W	21	45	.467	4	14	.286	13	20	.650	8	26	34	37.1	15	8	17	1	6	59	59.8
at LSU	01/08/20	77-79	L	27	66	.409	4	15	.267	21	28	.750	23	30	53	38.2	16	8	13	5	1	79	61.1
Opponents		856		315	803	.392	56	248	.226	170	256	.664	156	379	535	38.2	268	130	250	34	78	856	61.1
Arkansas		1043		364	820	.444	109	351	.311	206	272	.757	103	367	470	33.6	254	177	178	68	133	1043	74.5

Games played: 14

Points/game: 61.1

FG Pct: 39.2

3FG Pct: 22.6

FT Pct: 66.4

Rebounds/game: 38.2

Assists/game: 9.3

Turnovers/game: 17.9

Assist/turnover ratio: 0.5

Steals/game: 5.6

Blocks/game: 2.4

ARKANSAS RAZORBACKS

2019-20 GAME-BY-GAME POINTS-ASSISTS-REBOUNDS

Opponent	Date	Score	WL	0 CYLLA	1 JOE	2 BAILEY	3 SILLS	5 HARRIS	12 STEVENS	13 OBUKWELU	14 BELL	15 JONES	24 HENDERSON	33 WHITT	35 CHANEY
RICE	11/05/19	91-43	W	5-6-0	24-5-7	8-9-1	8-1-2	10-4-1	0-0-0	0-3-0	--	32-7-3	2-3-0	2-4-5	DNP
N TX	11/12/19	66-43	W	2-2-0	16-3-2	8-5-0	9-6-1	2-0-1	DNP	DNP	--	16-6-2	DNP	13-1-2	DNP
MONT	11/16/19	64-46	W	0-2-0	9-5-2	12-11-1	5-3-0	5-1-0	DNP	DNP	--	19-5-4	DNP	14-7-2	DNP
TX SOU	11/19/19	82-51	W	2-1-0	33-4-1	4-4-3	10-2-2	2-5-5	0-0-0	DNP	--	6-2-1	2-2-0	17-10-1	6-2-0
SD	11/22/19	77-56	W	7-4-0	5-5-5	7-3-0	6-4-1	8-1-2	DNP	DNP	--	14-7-0	DNP	24-7-1	6-2-2
at GA TECH	11/25/19	62-61	WOT	0-1-0	13-9-1	8-3-3	11-5-4	0-0-1	DNP	DNP	--	24-6-3	DNP	6-4-2	0-1-0
NKU	11/30/19	66-60	W	0-0-0	10-0-4	4-3-1	17-4-1	5-4-5	DNP	DNP	DNP	DNP-Inj	DNP	24-9-2	6-11-5
APSU	12/03/19	69-61	W	0-0-0	16-6-1	4-2-2	8-1-1	6-4-3	DNP	DNP	DNP	16-4-2	2-4-0	17-2-1	0-2-1
at WKU	12/07/19	79-86	LOT	0-0-0	18-4-2	7-4-0	20-1-0	9-1-2	DNP	DNP	DNP	8-9-1	0-0-0	17-12-4	0-6-1
TULSA	12/14/19	98-79	W	0-0-0	20-3-1	8-3-0	9-0-3	4-3-3	0-0-0	0-0-0	0-0-0	41-6-4	0-3-1	11-5-4	5-7-2
vs VALPO	12/21/19	72-68	W	0-2-0	21-7-1	10-5-0	4-5-0	4-6-3	DNP	DNP	DNP	20-9-4	DNP	10-3-4	3-2-2
at IND	12/29/19	71-64	W	DNP	24-5-0	3-8-0	10-5-1	0-1-1	DNP	DNP	DNP	21-6-6	DNP	7-3-3	6-4-0
TX A&M	01/04/20	69-59	W	0-1-0	17-5-2	2-1-0	13-4-1	6-4-5	DNP	DNP	DNP	17-6-3	DNP	12-4-1	2-0-0
at LSU	01/08/20	77-79	L	DNP	13-3-1	8-7-0	8-2-1	2-1-2	DNP	DNP	DNP	24-5-4	0-0-0	22-3-0	0-0-1

ARKANSAS RAZORBACKS

2019-20 STARTING LINEUPS

Date	Opponent	Whitt	Sills	Joe	Jones	Bailey	1st SUB	Outcome
Nov. 05	Rice	Whitt	Sills	Joe	Jones	Bailey	Cylla	W, 91-43
Nov. 12	North Texas	Whitt	Sills	Joe	Jones	Bailey	Harris	W, 66-43
Nov. 16	Montana	Whitt	Sills	Joe	Jones	Bailey	Cylla / Harris	W, 64-46
Nov. 19	Texas Southern	Whitt	Sills	Joe	Jones	Bailey	Harris	W, 82-51
Nov. 22	South Dakota	Whitt	Sills	Joe	Jones	Bailey	Cylla	W, 77-56
Nov. 25	@ Ga Tech	Whitt	Sills	Joe	Jones	Bailey	Chaney	W, 62-61 ot
Nov. 30	Northern Ky	Whitt	Sills	Joe	Cylla	Bailey	Chaney / Harris	W, 66-60
Dec. 03	Austin Peay	Whitt	Sills	Joe	Jones	Bailey	Chaney / Harris	W, 69-61
Dec. 07	@ Western Ky	Whitt	Sills	Joe	Jones	Bailey	Chaney	L, 79-86 ot
Dec. 14	Tulsa	Whitt	Sills	Joe	Jones	Bailey	Harris	W, 98-79
Dec. 22	vs Valpo	Whitt	Sills	Joe	Jones	Bailey	Harris	W, 72-68
Dec. 29	at Indiana	Whitt	Sills	Joe	Jones	Bailey	Chaney	W, 71-64
Jan. 04	Texas A&M	Whitt	Sills	Joe	Jones	Bailey	Harris	W, 69-59
Jan. 08	@ LSU	Whitt	Sills	Joe	Jones	Bailey	Chaney	L, 77-79

RECORD BY LINEUP:

Whitt	Joe	Sills	Jones	Bailey	11-2	Harris	8-0
Whitt	Joe	Sills	Cylla	Bailey	1-0	Chaney	4-2
						Cylla	3-0

RECORD BY 1ST SUB (including ties)

ARKANSAS RAZORBACKS

2019-20 SPECIALTY STATS (ARKANSAS/OPPONENT)

Opponent	Pts in Paint	Pts Off TO	2nd Chance	Fast Break	Bench	Ties	Lead Chng	Ark Largest Lead	Best Ark Run	Opp Largest Lead	Best Opp Run	Ark Led	Opp Opp	Gm Tied
RICE	42 / 26	29 / 19	7 / 0	30 / 15	17 / 16	1	2	48 03:25 2nd	12 pts	2 16:57 1st	8 pts	37:35	0:45	1:40
NORTH TEXAS	20 / 28	22 / 7	7 / 12	14 / 9	4 / 7	0	0	23 0:03 2nd	9 pts (2x)	- - -	7 pts	38:41	--	1:19
MONTANA	26 / 28	23 / 12	16 / 11	14 / 6	5 / 10	1	0	20 1:35 2nd	8 pts	- - -	6 pts	38:30	--	1:30
TEXAS SOUTHERN	44 / 28	25 / 6	12 / 7	24 / 18	12 / 21	0	2	31 0:58 2nd	12 pts	1 17:44 1st	8 pts	38:13	0:18	1:29
SOUTH DAKOTA	44 / 32	12 / 12	16 / 11	11 / 9	21 / 7	0	0	23 3:04 2nd	13 pts (2x)	- - -	6 pts	39:42	--	0:18
@ Georgia Tech	20 / 34	18 / 11	0 / 12	19 / 12	0 / 10	5	9	9 16:07 2nd	11 pts	3 9:02 1st	7 pts	32:08	3:15	9:36
NORTHERN KY	38 / 18	19 / 11	7 / 5	15 / 7	11 / 0	1	2	12 8:49 2nd	10 pts	9 15:01 1st	8 pts	22:43	16:16	1:01
AUSTIN PEAY	24 / 24	21 / 18	9 / 17	14 / 7	8 / 11	5	5	13 2:42 2nd	9 pts	5 19:43 1st	6 pts	31:43	4:13	4:11
@ Western Ky	26 / 46	17 / 23	8 / 15	13 / 15	9 / 19	12	11	6 13:38 2nd	7 pts	7 19:34 2nd	9 pts	16:11	21:45	7:03
Tulsa	30 / 42	23 / 8	5 / 14	27 / 8	9 / 10	0	2	23 2:30 2nd	12 pts	1 17:40 1st	6 pts	38:48	0:15	0:57
vs Valpo	16 / 30	16 / 30	4 / 12	18 / 11	7 / 20	7	11	13 12:32 1st	8 pts	8 7:27 2nd	8 pts	22:10	14:53	2:57
at Indiana	20 / 34	9 / 6	12 / 9	15 / 4	6 / 14	5	12	7 0:27 2nd	9 pts	11 16:04 2nd	7 pts	7:09	28:26	4:25
TEXAS A&M	22 / 26	17 / 7	7 / 9	8 / 7	8 / 6	7	7	10 3x 2nd	6 pts	3 19:29 1st	4 pts	30:05	6:08	3:47
@ LSU	24 / 34	15 / 10	0 / 26	16 / 4	2 / 4	13	19	11 4:06 1st	12 pts	8 19:20 2nd	8 pts	18:46	16:28	4:57

DEFLECTIONS (Arkansas career Only)

Player	16-17	17-18	18-19	19-20	Career
Bailey	45	106	110	76	337
Chaney	-	-	115	28	143
Cylla	-	-	-	6	6
Harris	-	-	92	29	121
Henderson	-	-	7	7	14
Joe	-	-	110	33	143
Jones	-	-	84	52	136
Sills	-	-	60	35	95
Whitt	-	-	-	53	53

MOST IN A GAME 2019-20:

- 10 Jones (Montana)
- 9 Bailey (VAL)
- 8 Bailey (S DAK ● @LSU)
- 7 Bailey (Rice ● TXSOU) | Jones (TAM)
- 6 Chaney (TXSOU) | Whitt (GT ● VAL) | Bailey (WKU ● IND) | Jones (Tulsa)

CHARGES DRAWN (Arkansas career Only)

Player	16-17	17-18	18-19	19-20	Career
Bailey	4	4	3	4	33
Chaney	-	-	0	-	0
Cylla	-	-	-	-	0
Harris	-	-	4	2	6
Henderson	-	-	0	-	0
Joe	-	-	27*	9	36
Jones	-	-	0	2	2
Sills	-	-	3	1	4
Whitt	-	-	-	3	3

* - led team

DUNKS (Arkansas career Only)

Player	16-17	17-18	18-19	19-20	Career
Bailey	6	16	18	12	52
Chaney	-	-	17	7	24
Cylla	-	-	-	1	1
Harris	-	-	12	2	14
Henderson	-	-	2	2	4
Joe	-	-	2	3	5
Jones	-	-	0	1	1
Sills	-	-	1	2	3
Whitt	-	-	-	4	4

ARKANSAS RAZORBACKS

2019-20 GAME HIGHS IN...

Opponent	DATE	SCORE	RESULT	POINTS	REBOUNDS	ASSISTS	STEALS	BLOCKED SHOTS
RICE	11/05/19	91-43	W	32-Mason Jones	9-Adrio Bailey	7-Isaiah Joe	5-Mason Jones	1-Jimmy Whitt Jr. Adrio Bailey Jeantal Cylla Jalen Harris Ethan Henderson
NORTH TEXAS	11/12/19	66-43	W	16-Isaiah Joe Mason Jones	6-Mason Jones Desi Sills	2-Mason Jones Jimmy Whitt Jr. Isaiah Joe	4-Adrio Bailey	1-Isaiah Joe Jimmy Whitt Jr. Jalen Harris Adrio Bailey Desi Sills
MONTANA	11/16/19	64-46	W	19-Mason Jones	11-Adrio Bailey	4-Mason Jones	4-Jalen Harris Mason Jones	1-Mason Jones Adrio Bailey
TEXAS SOUTHERN	11/19/19	82-51	W	33-Isaiah Joe	10-Jimmy Whitt Jr.	5-Jalen Harris	5-Isaiah Joe	5-Adrio Bailey
SOUTH DAKOTA	11/22/19	77-56	W	24-Jimmy Whitt Jr.	7-Mason Jones Jimmy Whitt Jr.	5-Isaiah Joe	3-Jimmy Whitt Jr. Adrio Bailey	3-Reggie Chaney
at Georgia Tech	11/25/19	62-61	W ot	24-Mason Jones	9-Isaiah Joe	4-Desi Sills	6-Isaiah Joe	2-Jimmy Whitt Jr.
NORTHERN KENTUCKY	11/30/19	66-60	W	24-Jimmy Whitt Jr.	11-Reggie Chaney	5-Jalen Harris Reggie Chaney	2-Desi Sills	1-Desi Sills
AUSTIN PEAY	12/03/19	69-61	W	17-Jimmy Whitt Jr.	6-Isaiah Joe	3-Jalen Harris	2-Isaiah Joe Adrio Bailey Desi Sills Reggie Chaney	3-Ethan Henderson
at Western Kentucky	12/07/19	79-86	L ot	20-Desi Sills	12-Jimmy Whitt Jr.	4-Jimmy Whitt Jr.	2-Desi Sills	3-Reggie Chaney
TULSA	12/14/19	98-79	W	41-Mason Jones	7-Reggie Chaney	4-Jimmy Whitt Jr. Mason Jones	4-Mason Jones	2-Adrio Bailey
vs Valparaiso	12/21/19	72-68	W	21-Isaiah Joe	9-Mason Jones	4-Jimmy Whitt Jr. Mason Jones	3-Adrio Bailey Jimmy Whitt Jr.	5-Adrio Bailey
at Indiana	12/29/19	71-64	W	24-Isaiah Joe	8-Adrio Bailey	6-Mason Jones	2-Jimmy Whitt Jr.	2-Adrio Bailey
TEXAS A&M	01/04/20	69-59	W	17-Mason Jones Isaiah Joe	6-Mason Jones	5-Jalen Harris	3-Mason Jones	1-Jimmy Whitt Jr. Adrio Bailey
at LSU	01/08/20	77-79	L	24-Mason Jones	7-Adrio Bailey	4-Mason Jones	2-Mason Jones Jalen Harris Isaiah Joe	4-Adrio Bailey

LED TEAM IN POINTS (including ties)	
Jones	7
Joe	5
Whitt	3
Sills	1

LED TEAM IN REBS (including ties)	
Jones	4
Bailey	4
Whitt	3
Joe	2
Chaney	2
Sills	1

LED TEAM IN ASSISTS (including ties)	
Jones	6
Harris	4
Whitt	4
Joe	3
Sills	1
Chaney	1

LED TEAM IN STEALS (including ties)	
Jones	5
Bailey	4
Joe	4
Sills	3
Whitt	3
Harris	2
Chaney	1

LED TEAM IN BLKS (including ties)	
Bailey	9
Whitt	4
Harris	2
Sills	2
Henderson	2
Chaney	2
Jones	1
Cylla	1
Joe	1

GAME 1		43		19 24		43		91			
SEC ESPN+		Rice		39 52		91					
Arkansas		Nov. 5, 2019 • Fayetteville, Ark.									

Rice 43 • 0-1

#	Player	Total		3-Ptr		Rebounds			PF	TP	A	TO	Blk	Stl	Min
		FG-FGA	FG-FGA	FT-FTA	FT-FTA	Off	Def	Tot							
10	Robert Martin	f	1-7	0-2	3-4	1	2	3	3	5	0	4	0	0	29
02	Trey Murphy III		3-10	0-5	1-2	1	1	2	2	7	0	3	1	0	30
03	Ako Adams		4-10	2-7	3-3	0	1	1	3	13	1	6	0	1	19
23	Drew Peterson		0-5	0-3	0-0	0	8	8	0	0	2	4	0	0	23
24	Chris Mullins		1-7	0-2	1	2	3	1	2	1	1	1	1	2	24
00	Payton Moore		1-3	0-2	0-0	0	0	0	1	2	1	4	0	4	15
01	Josh Parrish		2-4	0-0	0	0	1	1	2	4	0	0	0	1	15
04	Quincy Olivari		2-6	0-4	2-4	0	2	2	3	6	1	0	0	1	14
05	Addison Owen		0-0	0-0	0-0	0	0	0	0	0	0	0	0	0	2
13	Tommy McCarthy		0-1	0-0	0-0	0	0	0	0	0	0	0	0	0	3
14	Reed Myers		0-0	0-0	0-0	0	0	0	0	0	0	0	0	0	2
15	Max Fiedler		2-3	0-0	0-0	0	2	2	0	4	0	0	0	0	7
20	Zach Crisler		0-0	0-0	0-0	0	0	0	1	0	1	2	0	0	12
35	Tim Harrison		0-0	0-0	0-0	1	1	2	0	0	0	0	0	0	5
Team						2	1	3			3				
Totals			16-56	2-25	9-15	6	21	27	16	43	7	27	2	9	200
FG % 1st Half:		8-25	32.0%	2nd half:	8-31	25.8%	Game:		16-56	28.6%	Deadball				
3FG % 1st Half:		2-13	15.4%	2nd half:	0-12	0.0%	Game:		2-25	8.0%	Rebounds				
FT % 1st Half:		1-4	25.0%	2nd half:	8-11	72.7%	Game:		9-15	60.0%	3.1				

Arkansas 91 • 1-0

#	Player	Total		3-Ptr		Rebounds			PF	TP	A	TO	Blk	Stl	Min
		FG-FGA	FG-FGA	FT-FTA	FT-FTA	Off	Def	Tot							
02	Adrio Bailey	f	4-7	0-0	0-0	2	7	9	3	8	1	3	1	3	21
01	Isaiah Joe		10-18	4-11	0-0	0	5	5	1	24	7	5	0	0	32
03	Desi Sills		4-8	0-3	0-0	0	1	1	3	8	2	3	0	1	29
15	Mason Jones		12-18	4-8	4-4	1	6	7	0	32	3	3	0	5	33
33	Jimmy Whitt Jr.		1-4	0-0	0-0	2	2	4	0	2	5	2	1	1	28
00	Jeantal Cylia		2-7	0-1	1-2	1	5	6	2	5	0	2	1	0	21
05	Jalen Harris		3-4	2-2	2-4	0	4	4	4	10	1	2	1	3	22
12	Ty Stevens		0-0	0-0	0-1	0	0	0	0	0	0	0	0	0	1
13	Emeka Obukwelu		0-0	0-0	0-0	1	2	3	0	0	0	0	0	0	1
24	Ethan Henderson		1-1	0-0	0-0	0	3	3	3	2	0	1	1	1	12
Team						3	0	3							
Totals			37-67	10-25	7-11	10	35	45	16	91	19	21	5	14	200
FG % 1st Half:		16-33	48.5%	2nd half:	21-34	61.8%	Game:		37-67	55.2%	Deadball				
3FG % 1st Half:		4-12	33.3%	2nd half:	6-13	46.2%	Game:		10-25	40.0%	Rebounds				
FT % 1st Half:		3-4	75.0%	2nd half:	4-7	57.1%	Game:		7-11	63.6%	2.1				

Officials: Robert Felder, Gerald Williams, K.B. Burdett Jr.
 Technical fouls: Rice-None, Arkansas-None.
 Attendance: 17274

Score by periods	1st	2nd	Total
Rice	19	24	43
Arkansas	39	52	91

	In	Off	2nd	Fast	Bench
Points	Paint	T/O	Chance	Break	
RICE	26	19	0	15	16
ARK	42	29	5	30	17

Last FG - RICE 2nd-00:36, ARK 2nd-00:24.
 Largest lead - RICE by 2 1st-16:57, ARK by 48 2nd-03:25.
 RICE led for 00:45. ARK led for 37:35. Game was tied for 01:40.

Score tied - 1 time.
 Lead changed - 2 times.

GAME 3		46		18 28		46		64			
SEC ESPN+ Griz		Arkansas		31 33		64					
Arkansas		Nov. 16, 2019 • Fayetteville, Ark.									

Montana 46 • 1-2

#	Player	Total		3-Ptr		Rebounds			PF	TP	A	TO	Blk	Stl	Min
		FG-FGA	FG-FGA	FT-FTA	FT-FTA	Off	Def	Tot							
00	Kyle Owens	f	0-2	0-0	0-0	1	1	2	3	0	1	0	0	0	13
23	Mack Anderson		4-7	0-0	1-1	3	4	7	4	9	1	3	2	0	25
02	Kendal Manuel		5-16	2-7	0-0	0	5	5	2	12	0	1	0	1	32
03	Josh Vazquez		0-7	0-4	2-2	1	1	2	3	2	3	0	0	2	21
04	Sayed Pridgett		5-12	0-1	3-5	3	4	7	3	13	2	7	1	1	38
01	Timmy Falls		1-4	0-2	0-2	0	2	2	4	2	3	5	1	1	31
05	Eddy Egun		0-3	0-2	0-0	0	2	2	1	0	1	2	0	0	14
35	Derrick Carter-Holli		3-5	0-0	2-4	2	3	5	2	8	0	1	1	0	26
Team						5	2	7			1				
Totals			18-56	2-16	8-14	15	24	39	22	46	10	23	5	5	200
FG % 1st Half:		8-31	25.8%	2nd half:	10-25	40.0%	Game:		18-56	32.1%	Deadball				
3FG % 1st Half:		0-6	0.0%	2nd half:	2-10	20.0%	Game:		2-16	12.5%	Rebounds				
FT % 1st Half:		2-3	66.7%	2nd half:	6-11	54.5%	Game:		8-14	57.1%	4				

Arkansas 64 • 3-0

#	Player	Total		3-Ptr		Rebounds			PF	TP	A	TO	Blk	Stl	Min
		FG-FGA	FG-FGA	FT-FTA	FT-FTA	Off	Def	Tot							
02	Adrio Bailey	f	4-7	0-1	4-6	5	6	11	4	12	1	1	1	0	31
01	Isaiah Joe		2-13	2-9	3-5	0	5	5	1	9	2	0	0	0	37
03	Desi Sills		2-8	0-4	1-2	1	2	3	4	5	0	3	0	2	25
15	Mason Jones		5-13	1-5	8-8	3	2	5	2	19	4	2	1	4	35
33	Jimmy Whitt Jr.		6-12	0-0	2-3	2	5	7	3	14	2	4	0	1	28
00	Jeantal Cylia		0-0	0-0	0-0	1	1	2	2	0	0	3	0	0	19
05	Jalen Harris		1-1	1-1	2-2	1	0	1	2	5	0	0	0	4	25
Team						1	2	3							
Totals			20-54	4-20	20-26	14	23	37	18	64	9	13	2	11	200
FG % 1st Half:		10-28	35.7%	2nd half:	10-26	38.5%	Game:		20-54	37.0%	Deadball				
3FG % 1st Half:		3-13	23.1%	2nd half:	1-7	14.3%	Game:		4-20	20.0%	Rebounds				
FT % 1st Half:		8-11	72.7%	2nd half:	12-15	80.0%	Game:		20-26	76.9%	2.2				

Officials: Troy Mathis, Randy Heimerman, Vladimir Voyard-Tadal
 Technical fouls: Montana-None, Arkansas-None.
 Attendance: 13058

Score by periods	1st	2nd	Total
Montana	18	28	46
Arkansas	31	33	64

Last FG - MONT 2nd-03:49, ARK 2nd-02:20.
 Largest lead - MONT None, ARK by 20 2nd-01:35.
 MONT led for 00:00. ARK led for 38:03. Game was tied for 01:30.

Score tied - 1 time.
 Lead changed - 0 times.

GAME 2		43		16 17		43		66			
SEC ESPN+ RAZORBACK		North Texas		28 38		66					
Arkansas		Nov. 12, 2019 • Fayetteville, Ark.									

North Texas 43 • 1-2

#	Player	Total		3-Ptr		Rebounds			PF	TP	A	TO	Blk	Stl	Min
		FG-FGA	FG-FGA	FT-FTA	FT-FTA	Off	Def	Tot							
23	Deng Geu	f	4-6	1-2	1-2	0	6	6	3	10	0	2	0	0	25
24	Zachary Simmons		3-7	0-0	0-1	4	5	9	4	6	1	0	0	0	17
00	James Reese		1-5	0-3	2-2	1	2	3	1	4	2	0	0	1	2

GAME 5			56	South Dakota	24	32	56	77	
 ESPN				ARKANSAS	39	38	77		
				Nov. 22, 2019 • Fayetteville, Ark.					

South Dakota 56 • 5-1

#	Player	Total		3-Ptr		Rebounds			PF	TP	A TO		Blk	Stl	Min
		FG-FGA	FT-FTA	FG-FGA	FT-FTA	Off	Def	Tot							
25	Tyler Hagedorn	f 5-12	0-2	5-6	2 5 7	2	5	7	2	15	3	2	0	0	32
00	Stanley Umude	g 5-14	1-1	2-2	1 7 8	0	1	7	0	13	0	1	1	0	32
03	Triston Simpson	g 3-6	0-1	0-0	0 1 1	0	6	3	3	0	1	3	0	1	39
10	Cody Kelley	g 4-9	2-6	0-2	0 3 3	4	10	2	3	0	1	3	0	1	34
22	Tyler Peterson	g 2-5	0-0	1-2	2 1 3	4	5	3	2	0	2	2	0	2	31
01	Ty Chisom	g 2-4	0-0	1-2	0 4 4	3	5	0	1	0	1	0	1	0	15
05	Kruz Perrott-Hunt	g 0-1	0-1	0-0	0 1 1	1	0	0	1	0	0	1	0	0	4
20	Brandon Armstrong	g 1-4	0-1	0-0	0 1 1	1	2	0	0	0	0	0	0	0	13
Team					1 1 2										
Totals		22-55	3-12	9-14	6 24 30	15	56	11	13	1	5	200			
FG % 1st Half: 10-30		33.3%	2nd half: 12-25	48.0%	Game: 22-55	40.0%	Deadball								
3FG % 1st Half: 1-6		16.7%	2nd half: 2-6	33.3%	Game: 3-12	25.0%	Rebounds								
FT % 1st Half: 3-7		42.9%	2nd half: 6-7	85.7%	Game: 9-14	64.3%	2,2								

Arkansas 77 • 5-0

#	Player	Total		3-Ptr		Rebounds			PF	TP	A TO		Blk	Stl	Min
		FG-FGA	FT-FTA	FG-FGA	FT-FTA	Off	Def	Tot							
02	Adrio Bailey	f 3-7	1-1	0-0	0 3 3	4	7	0	1	1	3	21			
01	Isaiah Joe	g 2-10	1-6	0-0	2 3 5	2	5	5	1	0	0	35			
03	Desi Sills	g 2-8	1-6	1-1	0 4 4	2	6	1	3	0	0	24			
15	Mason Jones	g 5-12	0-3	4-4	1 6 7	4	14	0	3	0	1	33			
33	Jimmy Whitt Jr.	g 11-14	0-0	2-3	1 6 7	1	24	1	0	1	3	35			
00	Jeantal Cylla	g 3-7	1-2	0-0	1 3 4	2	7	0	0	1	0	14			
05	Jalen Harris	g 2-5	0-2	4-4	0 1 1	1	8	2	0	0	0	23			
35	Reggie Chaney	g 3-3	0-0	0-0	1 1 2	4	6	2	0	3	1	15			
Team					1 2 3										
Totals		31-66	4-20	11-12	7 29 36	20	77	11	8	6	8	200			
FG % 1st Half: 15-35		42.9%	2nd half: 16-31	51.6%	Game: 31-66	47.0%	Deadball								
3FG % 1st Half: 4-14		28.6%	2nd half: 0-6	0.0%	Game: 4-20	20.0%	Rebounds								
FT % 1st Half: 5-6		83.3%	2nd half: 6-6	100.0%	Game: 11-12	91.7%	3,1								

Officials: Nathan Bemis,R.B. Clyburn,Owen Shortt
Technical fouls: South Dakota-None. Arkansas-None.
Attendance: 12581

Score by periods	1st	2nd	Total
South Dakota	24	32	56
Arkansas	39	38	77

Last FG - SD 2nd-02:11, ARK 2nd-01:14.
Largest lead - SD None, ARK by 23 2nd-03:04.
SD led for 00:00. ARK led for 39:42. Game was tied for 00:18.

Score tied - 0 times.
Lead changed - 0 times.

GAME 7						60		Northern Kentucky 28 32 60		66			
								ARKANSAS 33 33 66					
Nov. 30, 2019 • Fayetteville, Ark.													

Northern Kentucky 60 • 5-3

#	Player	Total		3-Ptr		Rebounds			PF	TP	A TO		Blk	Stl	Min
		FG-FGA	FT-FTA	FG-FGA	FT-FTA	Off	Def	Tot							
00	Silas Adheke	f 0-0	0-0	0-0	0 4 4	0	0	0	0	1	0	1	0	1	10
32	Dante Walton	f 10-14	4-6	6-8	1 9 10	3	30	2	5	4	4	38			
05	Bryson Langdon	g 2-7	1-3	1-1	1 2 3	4	6	0	2	0	1	36			
12	Trevon Faulkner	g 4-13	1-4	5-6	0 2 2	2	14	4	1	0	2	39			
15	Tyler Sharpe	g 4-11	2-6	0-0	0 3 3	5	10	2	2	0	1	37			
01	Adham Eleeda	g 0-4	0-4	0-0	0 5 5	2	0	1	1	0	1	25			
14	Karl Harris	g 0-1	0-0	0-0	0 0 0	3	0	0	0	0	0	7			
30	Bryant Mocabay	g 0-1	0-1	0-0	0 0 0	0	0	0	0	0	0	8			
Team					3 2 5										
Totals		20-51	8-24	12-15	5 27 32	19	60	9	12	4	10	200			
FG % 1st Half: 10-26		38.5%	2nd half: 10-25	40.0%	Game: 20-51	39.2%	Deadball								
3FG % 1st Half: 5-13		38.5%	2nd half: 3-11	27.3%	Game: 8-24	33.3%	Rebounds								
FT % 1st Half: 3-4		75.0%	2nd half: 9-11	81.8%	Game: 12-15	80.0%	0								

Arkansas 66 • 7-0

#	Player	Total		3-Ptr		Rebounds			PF	TP	A TO		Blk	Stl	Min
		FG-FGA	FT-FTA	FG-FGA	FT-FTA	Off	Def	Tot							
00	Jeantal Cylla	f 0-0	0-0	0-0	0 0 0	0	0	0	0	0	0	6			
02	Adrio Bailey	f 1-5	0-1	2-3	1 2 3	0	4	1	3	0	1	19			
01	Isaiah Joe	g 2-11	2-10	4-5	0 0 0	1	10	4	3	0	0	39			
03	Desi Sills	g 7-15	0-5	3-5	0 4 4	3	17	1	2	1	2	39			
33	Jimmy Whitt Jr.	g 9-15	0-0	6-7	3 6 9	4	24	2	1	0	1	38			
05	Jalen Harris	g 1-4	1-2	2-2	0 4 4	1	5	5	2	0	1	35			
35	Reggie Chaney	g 3-5	0-0	0-0	2 9 11	5	6	5	1	0	0	24			
Team					2 4 6										
Totals		23-55	3-18	17-22	8 29 37	14	66	18	12	1	5	200			
FG % 1st Half: 14-31		45.2%	2nd half: 9-24	37.5%	Game: 23-55	41.8%	Deadball								
3FG % 1st Half: 2-10		20.0%	2nd half: 1-8	12.5%	Game: 3-18	16.7%	Rebounds								
FT % 1st Half: 3-6		50.0%	2nd half: 14-16	87.5%	Game: 17-22	77.3%	2								

Officials: Wil Howard,Patrick Evans,Tony Greene
Technical fouls: Northern Kentucky-None. Arkansas-None.
Attendance: 14080

Score by periods	1st	2nd	Total
Northern Kentucky	28	32	60
Arkansas	33	33	66

Last FG - NKU 2nd-00:24, ARK 2nd-02:45.
Largest lead - NKU by 9 1st-15:01, ARK by 12 2nd-08:49.
NKU led for 16:16. ARK led for 22:43. Game was tied for 01:01.

Score tied - 1 time.
Lead changed - 2 times.

GAME 6 ACCN <small>ESPN</small>		62	ARKANSAS		33	26	3	62	61	
			Georgia Tech		30	29	2	61		
			Nov. 25, 2019 • Atlanta, Ga.							

Arkansas 62 • 6-0

#	Player	Total		3-Ptr	Rebounds			PF	TP	A TO			Blk	Stl	Min
		FG-FA	FG-FGA	FT-FTA	Off	Def	Tot			1	2	3			
02	Adrio Bailey	f	3-5	0-0	2-2	0	2	2	3	8	3	3	1	2	32
01	Isaiah Joe	g	4-15	3-11	2-2	0	9	9	3	13	1	1	0	6	43
03	Desi Sills	g	5-9	1-3	0-0	2	2	4	4	11	4	2	0	1	39
15	Mason Jones	g	7-13	3-8	7-10	0	7	7	4	24	3	6	0	5	39
33	Jimmy Whitt Jr.	g	3-12	0-0	0-2	0	4	4	3	6	2	0	2	0	44
00	Jeantal Cylla		0-2	0-2	0-0	0	1	1	2	0	0	0	0	0	8
05	Jalen Harris		0-2	0-1	0-0	0	0	0	1	0	1	1	0	0	8
35	Reggie Chaney		0-1	0-0	0-0	1	1	2	2	0	0	1	1	1	12
Team						0	1	1							
Totals			22-59	7-25	11-16	3	27	30	22	62	14	14	4	15	225
FG % 1st Half: 12-31		38.7%	2nd half: 9-23	39.1%	OT: 1-5	20.0%	Game: 22-59		37.3%	Deadball					
3FG % 1st Half: 5-15		33.3%	2nd half: 1-7	14.3%	OT: 1-3	33.3%	Game: 7-25		28.0%	Rebounds					
FT % 1st Half: 4-7		57.1%	2nd half: 7-8	87.5%	OT: 1-1	0.0%	Game: 11-16		68.8%	2					

GAME 9			79	ARKANSAS		28	45	6	79	86	
	Western Kentucky			33	40	13	86				
	Dec. 7, 2019 • Bowling Green, Ky.										

Arkansas 79 • 8-1

#	Player	Total		3-Ptr		Rebounds			PF	TP	A TO		Blk	Stl	Min
		FG-FGA	FG-FGA	FT-FTA	FT-FTA	Off	Def	Tot							
02	Adrio Bailey	f	3-6	0-1	1-2	2	2	4	4	7	0	0	1	0	30
01	Isaiah Joe	g	6-15	5-14	1-3	1	3	4	1	18	2	5	1	0	42
03	Desi Sills	g	7-11	3-7	3-3	0	1	1	4	20	0	3	0	2	36
15	Mason Jones	g	1-9	0-4	6-6	1	8	9	3	8	1	3	0	0	36
33	Jimmy Whitt Jr.	g	8-18	0-0	1-3	3	9	12	5	17	4	1	0	1	44
00	Jeantal Cylia	g	0-0	0-0	0-0	0	0	0	0	0	0	0	0	0	0+
05	Jalen Harris	g	3-8	1-4	2-3	0	1	1	3	9	2	1	0	1	23
24	Ethan Henderson	g	0-0	0-0	0-0	0	0	0	0	0	0	0	0	0	1
35	Reggie Chaney	g	0-0	0-0	0-0	2	4	6	3	0	1	2	3	0	13
Team						1 1 2									
Totals		28-67		9-30		14-20			10	29	39	23	79	10	16 5 4 225
FG % 1st Half:		12-27		44.4%		2nd half:		14-33		42.4%		OT:		2-7	
3FG % 1st Half:		3-11		27.3%		2nd half:		6-16		37.5%		OT:		0-3	
FT % 1st Half:		1-4		25.0%		2nd half:		11-12		91.7%		OT:		2-4	
Game:		28-67		41.8%		Game:		9-30		30.0%		Game:		14-20	
Deadball Rebounds		3													

Western Kentucky 86 • 7-3

#	Player	Total		3-Ptr		Rebounds			PF	TP	A TO		Blk	Stl	Min
		FG-FGA	FG-FGA	FT-FTA	FT-FTA	Off	Def	Tot							
02	Jared Savage	f	4-10	3-8	3-3	0	6	6	0	14	0	2	0	2	39
22	Carson Williams	f	3-6	0-0	2-3	1	6	7	2	8	1	1	2	0	33
23	Charles Bassey	c	4-6	0-0	2-2	4	2	6	3	10	1	4	1	0	23
05	Camron Justice	g	5-12	1-5	1-2	0	4	4	4	12	1	4	0	2	31
11	Taveion Hollingsworth	g	8-14	1-3	6-8	2	7	9	4	23	6	2	0	2	43
03	Jordan Rawls	g	1-7	0-1	0-2	0	0	0	1	2	1	1	0	1	18
04	Josh Anderson	g	5-8	0-2	5-8	1	5	6	4	15	1	1	1	0	32
10	Jeremiah Gambrell	g	0-1	0-0	0-0	0	0	0	0	0	0	0	0	0	2
14	Matt Horton	g	1-3	0-0	0-0	2	0	2	1	2	0	0	0	0	4
Team						2 2 4									
Totals		31-67		5-19		19-28			12	32	44	19	86	11	15 4 7 225
FG % 1st Half:		13-32		40.6%		2nd half:		14-29		48.3%		OT:		4-6	
3FG % 1st Half:		3-11		27.3%		2nd half:		2-7		28.6%		OT:		0-1	
FT % 1st Half:		4-9		44.4%		2nd half:		10-13		76.9%		OT:		5-6	
Game:		31-67		46.3%		Game:		5-19		26.3%		Game:		19-28	
Deadball Rebounds		4													

Officials: Kevin Mathis, Joe DeRosa, Antonio Petty
 Technical fouls: Arkansas-None. Western Kentucky-None.
 Attendance: 6862

Score by periods	1st	2nd	OT	Total
Arkansas	28	45	6	79
Western Kentucky	33	40	13	86

Last FG - ARK OT-03:12, WKU OT-00:06.

Largest lead - ARK by 6 2nd-13:38, WKU by 7 2nd-19:34.

ARK led for 16:12, WKU led for 21:45. Game was tied for 07:03.

Score tied - 12 times.
 Lead changed - 11 times.

GAME 11				68		Valparaiso		34 34		68		72			
		VALPO				ARKANSAS		32 40		72					
						Dec. 22, 2019 • North Little Rock, Ark.									

Valparaiso 68 • 7-6

#	Player	Total		3-Ptr		Rebounds			PF	TP	A TO		Blk	Stl	Min
		FG-FGA	FG-FGA	FT-FTA	FT-FTA	Off	Def	Tot							
05	Donovan Clay	f	1-3	1-1	0-0	0	2	2	4	3	0	3	0	0	16
22	Mileek McMillan	f	6-10	1-4	1-1	2	7	9	5	14	1	1	0	0	24
33	John Kiser	f	4-6	0-1	0-0	0	5	5	3	8	1	0	0	0	29
00	Javon Freeman-Libert	g	7-21	3-9	4-8	0	7	7	4	21	6	5	0	4	38
04	Daniel Sackey	g	1-12	0-3	0-0	1	4	5	3	2	4	4	0	3	36
02	Zion Morgan	g	2-6	0-2	0-0	2	7	9	2	4	1	0	1	0	13
10	Eron Gordon	g	4-10	2-5	0-0	1	0	1	4	10	0	3	0	1	28
23	Ben Krikke	g	2-4	0-0	2-2	2	1	3	2	6	0	0	0	1	16
Team						1 1 2									
Totals		27-72		7-25		7-11			9	34	43	27	68	13	16 1 9 200
FG % 1st Half:		14-36		38.9%		2nd half:		13-36		36.1%		Game:		27-72	
3FG % 1st Half:		2-10		20.0%		2nd half:		5-15		33.3%		Game:		7-25	
FT % 1st Half:		4-7		57.1%		2nd half:		3-4		75.0%		Game:		7-11	
Deadball Rebounds		3													

Arkansas 72 • 10-1

#	Player	Total		3-Ptr	Rebounds							PF	TP	A				Min
		FG-FTA	FG-FGA	FT-FTA	Off	Def	Tot	Off	Def	Tot	Off			Def	Tot			
02	Adrio Bailey	f	3-5	2-3	2-5	1	4	5	1	10	0	1	5	3	27			
01	Isaiah Joe	g	5-16	5-14	6-7	0	7	7	2	21	1	1	1	1	38			
03	Desi Sills	g	1-4	1-3	1-2	1	4	5	0	4	0	1	1	1	20			
15	Mason Jones	g	5-12	2-5	8-9	1	8	9	4	20	4	7	0	0	29			
33	Jimmy Whitt Jr.	g	5-10	0-0	0-1	2	1	3	2	10	4	3	0	3	37			
00	Jeantal Cylia	g	0-0	0-0	0-0	0	2	2	1	0	0	1	0	0	4			
05	Jalen Harris	g	2-4	0-2	0-1	1	5	6	2	4	3	2	1	1	32			
35	Reggie Chaney	g	0-1	0-0	3-6	0	2	2	2	3	2	2	0	0	13			
Team						0	3	3										
Totals			21-52	10-27	20-31	6	36	42	14	72	14	19	8	9	200			
FG % 1st Half: 12-28		42.9%	2nd half: 9-24	37.5%	Game: 21-52	40.4%									Deadball Rebound			
3FG % 1st Half: 4-13		30.8%	2nd half: 6-14	42.9%	Game: 10-27	37.0%									2.1			
FT % 1st Half: 4-10		40.0%	2nd half: 16-21	76.2%	Game: 20-31	64.5%												

GAME 13	SE	ESPN	TM	59	Texas A&M	33	26	59	69	ARKANSAS	42	27	69	69	ARKANSAS
Jan. 4, 2020 • Fayetteville, Ark.															

Texas A&M 59 • 6-6, 0-1 SEC

#	Player		Total		3-Ptr		Rebounds					PF	TP	A	TO	Blk	Stl	Min
			FG-FA	FG-FGA	FT-FTA	Off	Def	Tot										
05	Emanuel Miller	f	2-4	0-0	2-4	1	2	3	2	6	0	2	0	0	0	28		
32	Josh Nebo	f	3-4	0-0	4-7	3	10	13	1	10	1	3	0	0	0	31		
01	Savion Flagg	g	4-7	1-2	0-0	1	3	4	1	9	1	3	0	1	31			
11	Wendell Mitchell	g	3-10	1-6	6-6	1	4	5	4	13	2	2	0	1	25			
20	Andre Gordon	g	7-12	1-2	0-1	0	2	2	0	15	3	2	0	2	28			
00	Jay Jay Chandler		0-1	0-1	0-0	0	0	0	4	0	0	0	1	1	13			
03	Quenton Jackson		1-3	1-2	1-2	0	1	1	1	4	0	3	0	1	24			
12	Mark French		0-2	0-1	0-0	0	1	1	0	0	1	0	0	0	11			
15	Jonathan Aku		1-1	0-0	0-0	1	0	1	0	2	0	0	0	0	2			
35	Yavuz Gultekin		0-1	0-0	0-0	1	2	3	2	0	0	1	0	0	7			
Team						0	1	1										
Totals				21-45	4-14	13-20	8	26	34	15	59	8	17	1	6	200		
FG % 1st Half: 11-26			42.3%	2nd half: 10-19		52.6%	Game: 21-45		46.7%	Deadball Rebound 4.1								
3FG % 1st Half: 3-11			27.3%	2nd half: 1-3		33.3%	Game: 4-14		28.6%									
FT % 1st Half: 8-11			72.7%	2nd half: 5-9		55.6%	Game: 13-20		65.0%									

Arkansas 69 • 12-1, 1-0 SEC

#	Player		Total		3-Ptr	Rebounds					PF	TP	A	TO	Blk	Stl	Min
			FG-FGA	FG-FGA	FT-FTA	Off	Def	Tot									
02	Adrio Bailey	f	1-2	0-0	0-0	0	1	1	4	2	0	1	1	0	18		
01	Isaiah Joe	g	6-14	5-12	0-0	1	4	5	2	17	2	1	0	2	39		
03	Desi Sills	g	4-9	1-4	4-6	1	3	4	3	13	1	0	0	2	30		
15	Mason Jones	g	5-17	4-11	3-5	3	3	6	2	17	3	1	0	3	37		
33	Jimmy Whitt Jr.	g	6-11	0-0	0-0	1	3	4	2	12	1	3	1	0	37		
00	Jeantal Cylla		0-0	0-0	0-0	1	0	1	0	0	0	0	0	0	1		
05	Jalen Harris		1-4	0-2	4-4	0	4	4	2	6	5	0	0	2	31		
35	Reggie Chaney		1-1	0-0	0-0	0	0	0	2	2	0	3	0	0	7		
	Team					1	1	2									
Totals			24-58	10-29	11-15	8	19	27	17	69	12	9	2	9	200		
FG % 1st Half: 13-24			54.2%	2nd half: 11-34	32.4%	Game: 24-58		41.4%	Deadball Rebounds 3								
3FG % 1st Half: 6-15			40.0%	2nd half: 4-14	28.6%	Game: 10-29		34.5%									
FT % 1st Half: 10-13			76.9%	2nd half: 1-2	50.0%	Game: 11-15		73.3%									

Officials: Gerald Williams, Garrick Shannon, Chuck Jones

Technical fouls: Texas A&M-None. Arkansas-None.

Attendance: 19200

Score by periods	1st	2nd	Total
Texas A&M	33	26	59
Arkansas	42	27	69

	In	Off	2nd	Fast	Break	Bench
Points	Paint	T/O	Chance	Break		
Ark	26	7	9	7	6	6
ARK	22	18	8	8	8	8

Last FG - TA&M 2nd-03:36, ARK 2nd-01:41.
Largest lead - TA&M by 3 1st-19:29, ARK by 10 2nd-19:05.
TA&M led for 06:08. ARK led for 30:05. Game was tied for 03:47.

Score tied - 7 times.
Lead changed - 7 times.

GAME 14	ESPN	U	ARKANSAS	40	37	77	79	LSU
Jan. 8, 2020 • Baton Rouge, La.								

Arkansas 77 • 12-2, 1-1 SEC

		Total		3-Ptr	Rebounds											
#	Player		FG-FGA	FG-FGA	FT-FTA	Off	Def	Tot	PF	TP	A	TO	Blk	Stl	Min	
02	Adrio Bailey	f	3-5	1-2	1-1	1	6	7	4	8	0	1	4	1	29	
01	Isaiah Joe	g	4-13	2-9	3-4	1	2	3	2	13	1	1	0	2	31	
03	Desi Sills	g	2-7	1-6	3-3	1	1	2	1	8	1	1	0	1	32	
15	Mason Jones	g	7-15	4-7	6-6	0	5	5	5	24	4	2	0	2	39	
33	Jimmy Whitt Jr.	g	9-13	0-0	4-4	0	3	3	3	22	0	1	0	0	40	
05	Jalen Harris	g	1-5	0-1	0-0	0	1	1	3	2	2	0	0	2	20	
24	Ethan Henderson	g	0-0	0-0	0-0	0	0	0	0	0	0	0	0	0	2	
35	Reggie Chaney	g	0-0	0-0	0-0	0	0	0	4	0	1	0	0	0	7	
Team						0	3	3								
Totals			26-58	8-25	17-18	3	21	24	22	77	9	7	4	8	200	
FG % 1st Half:			16-31	51.6%	2nd half:	10-27	37.0%	Game:	26-58	44.8%						Deadball Rebounds 0
3FG % 1st Half:			5-13	38.5%	2nd half:	3-12	25.0%	Game:	8-25	32.0%						
FT % 1st Half:			3-3	100.0%	2nd half:	14-15	93.3%	Game:	17-18	94.4%						

LSU 79 • 10-4, 2-0 SEC

#	Player		Total		3-Ptr	Rebounds					PF	TP	A	TO	Blk	Stl	Min
			FG-FGA	FG-FGA	FT-FTA	Off	Def	Tot									
00	Darius Days	f	6-8	2-3	2-5	9	7	16	2	16	0	1	0	0	0	28	
02	Trendon Watford	f	7-15	0-2	7-8	4	5	9	2	21	0	3	0	0	0	33	
05	Emmitt Williams	f	2-5	0-0	5-6	2	2	4	3	9	3	3	2	0	0	24	
01	Javonte Smart	g	4-14	0-4	2-2	1	4	5	2	10	1	2	0	0	0	32	
04	Skylar Mays	g	6-15	2-3	5-5	1	3	4	3	19	1	1	0	1	1	36	
11	Charles Manning, Jr.		1-2	0-1	0-2	1	5	6	1	2	3	0	2	0	0	25	
14	Marlon Taylor		0-2	0-0	0-0	1	1	2	3	0	0	2	0	0	0	10	
15	Aundre Hyatt		1-5	0-2	0-0	0	3	3	0	2	0	0	1	0	0	12	
Team						4	0	4									
Totals				27-66	4-15	21-28	23	30	53	16	79	8	13	5	1	200	
FG % 1st Half: 13-33			39.4%	2nd half: 14-33	42.4%	Game: 27-66	40.9%					Deadball Rebounds 2					
3FG % 1st Half: 3-10			30.0%	2nd half: 1-5	20.0%	Game: 4-15	26.7%										
FT % 1st Half: 8-12			66.7%	2nd half: 13-16	81.3%	Game: 21-28	75.0%										

Officials: Jason Baker, Vladimir Voyard-Tadal, Michael Stephens

Technical fouls: Arkansas-Reggie Chaney. LSU-None.

Attendance: 8662

Score by periods	1st	2nd	Total
Arkansas	40	37	77
LSU	37	42	79

	In	Off	2nd	Fast	Break	Bench
Points	Paint	T/O	Chance	Break		
ARK	24	15	0	16	2	2
LSU	34	10	26	4	4	4

Last FG - ARK 2nd-00:21, LSU 2nd-00:08.
Largest lead - ARK by 11 1st-04:06, LSU by 7 2nd-15:37.
ARK led for 18:43. LSU led for 16:20. Game was tied for 04:57.

Score tied - 13 times.
Lead changed - 19 times.

LAST TIME AN ARKANSAS PLAYER...

• SCORING •

Scored 25 Points: 29 by Daniel Gafford vs Alabama (03/09/19)

Scored 30 Points: 33 by Isaiah Joe vs. Texas Southern (11/19/19)

Scored 40 Points: 42 by Mason Jones vs Tulsa (12/14/19)

Scored 50 Points: 51 by Rotnei Clarke vs. Alcorn State (11/13/09)

RECORD: 51 by Rotnei Clarke vs. Alcorn State (11/13/09)

• FIELD GOALS MADE •

Made 15 Field Goals: 15 (15-21) by Rotnei Clarke vs. Alcorn State (11/13/09)

Made 20 Field Goals: 20 (2-30) by Dean Tolson vs. Texas A&M (03/02/74)

RECORD: 20 (20-30) by Dean Tolson vs. Texas A&M (03/02/74)

• FIELD GOALS ATTEMPTED •

Attempted 20 Field Goals: 20 (7-20) by Isaiah Joe at Indiana (12/29/19)

Attempted 25 Field Goals: 26 (9-26) by Courtney Fortson at Mississippi State (01/14/10)

RECORD: 30 (20-30) by Dean Tolson vs. Texas A&M (03/02/74)

• FIELD GOAL PERCENTAGE •

Shot 100% FG (Min. 7 att): Daniel Gafford (7-7) at Texas Tech (01/26/19)

RECORD (min 8 att): 100% 8x - Best: Daryll Saulsberry (10-10) 1975

• 3-POINTERS MADE •

Made 7 3-pointers: 7 (7-12) by Isaiah Joe vs. Missouri (01/23/19)

Made 10 3-pointers: 10 (10-13) by Isaiah Joe vs. FIU (12/01/18)

Made 11-Plus 3-pointers: 13 (13-17) by Rotnei Clarke vs. Alcorn State (11/13/09)

RECORD: 13 (13-17) by Rotnei Clarke vs. Alcorn State (11/13/09) (SEC record)

• 3-POINTERS ATTEMPTED •

Attempted 15 3-Pointers: 17 (6-17) by Isaiah Joe at Indiana (12/22/19)

Attempted 20 3-Pointers: 24 (10-24) by Pat Bradley vs. North Texas (12/30/98)

RECORD: 24 (10-24) by Pat Bradley vs. North Texas (12/30/98) (SEC record)

• FREE THROWS MADE •

Made 10 Free Throws: 12 (12-13) by Mason Jones vs Tulsa (12/14/19)

Made 15 Free Throws: 17 (17-22) by Corliss Williamson vs. Ole Miss (02/18/95)

Made 20 Plus Free Throws: 22 (22-24) by Martin Terry vs. Texas A&M (01/22/72)

RECORD: 22 (22-24) by Martin Terry vs. Texas A&M (01/22/72)

• FREE THROWS ATTEMPTED •

Attempted 15 Free Throws: 15 (7-15) by Marshawn Powell vs. Vanderbilt (03/14/13)

Attempted 20 Free Throws: 22 (17-22) by Corliss Williamson vs. Ole Miss (02/18/95)

Attempted 24 Plus Free Throws: 24 (22-24) by Martin Terry vs. Texas A&M (01/22/72)

RECORD: 24 (22-24) by Martin Terry vs. Texas A&M (01/22/72)

• FREE THROW PERCENTAGE •

Shot 100% FT (min 10 att): 14-14 by Daryl Macon vs. Texas (12/17/16)

RECORD (min. 11 att): 8x - Best: Tommy Boyer (18-18) in 1963

• REBOUNDS •

Grabbed 10-14 Rebounds: 12 by Jimmy Whitt Jr. at Western Kentucky (12/07/19)

Grabbed 15-20 Rebounds: 16 by Daniel Gafford vs. Alabama (03/09/19)

Grabbed 20-Plus Rebounds: 23 by Nick Davis vs. Jackson State (11/21/97)

RECORD: 23 by Nick Davis vs. Jackson State (11/21/97)

• Grabbed 10 Offensive Rebounds: 10 by Bobby Portis vs. LSU (03/07/15)

• Grabbed 10 Defensive Rebounds: 10 by Daniel Gafford vs. Alabama (03/09/19)

• ASSISTS •

Had 10 Assists: 10 by Jalen Harris at Missouri (02/12/19)

Had 15 Assists: 15 by Dontell Jefferson vs. Portland State (11/18/05)

RECORD: 15 by Dontell Jefferson vs. Portland State (11/18/05)

• STEALS •

Had 5 Steals: 5 by Isaiah Joe vs Texas Southern (11/19/19)

Had 6-7 Steals: 6 by Isaiah Joe at Georgia Tech (11/25/19)

Had 8-9 Steals: 9 by Robert Shepard at Arizona (12/06/92)

RECORD: 9 by Robert Shepard at Arizona (12/06/92)

• BLOCKED SHOTS •

Had 5 Blocks: 5 by Adrio Bailey vs Valpo (12/21/19)

Had 6-9 Blocks: 7 by Reggie Chaney at Providence (03/19/19)

Had 10 Blocks: 10 by Steven Hill vs. Texas State (12/06/05)

RECORD: 10 by Steven Hill vs. Texas St. (12/06/05) & Oliver Miller vs. Texas (02/04/90)

• TURNOVERS •

Committed 5-9 Turnovers: 7 Mason Jones vs Valpo (12/21/19)

Committed 10 Plus Turnovers: 10 Courtney Fortson at South Carolina (02/21/09)

• MINUTES PLAYED •

38 Minutes (Regulation): 38:30 Mason Jones at LSU (01/08/20)

39 Minutes (Regulation): 39:27 Isaiah Joe vs Northern Kentucky (11/29/19)

40 Minutes (Regulation): Jimmy Whitt Jr. at LSU (01/08/20)

40 Minutes (OT): 43:27 Jimmy Whitt Jr. & 42:03 Isaiah Joe at WKU (12/07/19)

45 Plus Minutes: 47 by BJ Young vs. Auburn (01/16/13)

• MISCELLANEOUS •

Scored 20+ Pts In Back-To-Back Games: Mason Jones (41/20) & Isaiah Joe (20/21) vs Tulsa (12/14/19) and 29 and vs Valpo (12/21/19)

Scored 20+ Pts In 3 Straight: Mason Jones (41/20/21) & Isaiah Joe (20/21/24) vs Tulsa (12/14/19), Valpo (12/21/19) and Indiana (12/29/19)

Scored 20 or More Points in Five-Plus Consecutive Games: (7) by Daryl Macon 20, 25, 22, 20, 22, 25, 21 (01/18/18 to 02/10/19)

Scored 20 or More Points in 10-Plus Consecutive Games: (11) by Todd Day 20, 23, 26, 26, 22, 31, 23, 21, 27, 21, 20 (12/01/90 to 01/12/91)

Scored 30 or More Points in Back-To-Back Games: Jannero Pargo 35 vs. Florida (01/26/02) and 33 at Alabama (01/30/02)

Most Points in Back-To-Back Games: 82 by Martin Terry 35 at TCU (02/20/73) and 47 vs. SMU (02/24/73)

Consecutive Free Throws Made: 48 by Ricky Medlock (20 gms; 12/21/74 to 03/04/75)

Double-Double: Pts/Rebs: Jimmy Whitt Jr. (17 & 12) at Western Ky (12/07/19)

Double-Double: Pts/Assists: Jalen Harris (11 & 10) vs. UTSA (12/15/18)

Two Players with Double-Double in Same Game: vs. UTSA (12/15/18)

Daniel Gafford (13 pts, 14 rebs) and Jalen Harris (11 pts, 10 assists)

Had 5-Plus Assists in 5-Plus Consecutive Games: (6) by Jalen Harris 11, 6, 10, 12, 7, 10 (11/21/81 thru 12/15/18)

Had 10 or More Assists in Back-to-Back Games: Jalen Harris

10 vs. FIU (12/01/18) and 12 at Colorado State (12/05/18)

Three-Plus Players with 5-Plus Assists in a Game: vs. Montana State (11/21/18)

Jalen Harris (11), Isaiah Joe (5) and Desi Sills (5)

Had 5 or More Steals in Back-to-Back Games: Ronnie Brewer

5 vs. Western Illinois (01/01/06) and 5 vs. Mississippi State (01/07/06)

LAST TIME AN OPPONENT PLAYER...

• SCORING •

Scored 25 Points: 29 by Tyler Herro at Kentucky (02/26/19)

Scored 30 Points: 30 by Dantez Walton vs Northern Kentucky (11/29/19)

Scored 40 Points: 45 by Jodie Meeks vs. Kentucky (02/14/09)

Scored 50 Points: 56 by Oscar Robertson vs. Cincinnati (03/15/58) **(on record)**

• FIELD GOALS MADE •

Made 15 Field Goals: 17 (17-24) by Jodie Meeks vs. Kentucky (02/14/09)

Made 20 Field Goals: 21 by Oscar Robertson vs. Cincinnati (03/15/58) **(on record)**

• FIELD GOALS ATTEMPTED •

Attempted 20 Field Goals: 20 (10-20) by Tyler Hall vs. Montana State (11/21/18)

Attempted 25 Field Goals: 28 (11-28) by Devan Downey vs. South Carolina (02/17/10)

• FIELD GOAL PERCENTAGE •

Shot 100% FG (Min. 7 att): Adam Wing (8-8) vs. Evansville (12/08/15)

• 3-POINTERS MADE •

Made 7 3-pointers: 7 (7-15) by Tyler Hall vs. Montana State (11/21/18)

Made 10 3-pointers: 10 (10-19) by Lance Weems at Auburn (01/06/96)

• 3-POINTERS ATTEMPTED •

Attempted 15 3-pointers: 15 (7-15) by Tyler Hall vs. Montana State (11/21/18)

Attempted 20 3-pointers: 22 (5-22) by Jeff Fryer vs. Loyola Marymount (03/16/89)

• FREE THROWS MADE •

Made 10 Free Throws: 11 (11-12) by Kevan Allen vs. Florida (01/09/19)

Made 15 Free Throws: 17 (17-19) by Mike Boynton vs. South Carolina (03/11/04)

• FREE THROWS ATTEMPTED •

Attempted 15 Free Throws: 17 (11-17) by Tyler Davis vs. Texas A&M (02/17/18)

Attempted 20 Free Throws: 24 (18-24) by Frank Williams vs. Illinois (12/08/01)

• FREE THROW PERCENTAGE •

Shot 100% FT (min 10 att): 14-14 by Grant Williams at Tennessee (01/15/19)

• REBOUNDS •

Grabbed 10-14 Rebounds: 13 by Josh Nebo vs Texas A&M (01/04/20)

Grabbed 15-19 Rebounds: 16 by Darius Days at LSU (01/08/20)

Grabbed 20 Rebounds: 20 by Antonio McDyess vs. Alabama (03/11/95)

• Grabbed 10 Offensive Rebounds: 11 by Tyler Davis at Texas A&M (01/30/18)

• Grabbed 10 Defensive Rebounds: 10 by Josh Nebo (10) vs Texas A&M (01/04/20)

• ASSISTS •

Had 10 Assists: 11 by Tremont Waters vs. LSU (01/12/19)

Had 13 Assists: 13 by Chuck Evans at Mississippi State (01/27/93) **(on record)**

• STEALS •

Had 5 Steals: 6 by Alpha Diallo at Providence (03/19/19)

Had 8 Steals: 8 by Terry Conerway vs. Texas State (12/21/02)

• BLOCKED SHOTS •

Had 5 Blocks: 5 by James Banks III vs. Georgia Tech (12/19/18)

Had 6-9 Blocks: 7 by Stefan Moody at Ole Miss (02/13/16)

Had 10 Plus Blocks: 10 by P.J. Roberson vs. Grambling State (11/26/11)

• TURNOVERS •

Committed 5-9 Turnovers: 5 Javon Freeman-Liberty vs Valpo (12/21/19)

Committed 10 Plus Turnovers: 12 Devin Gibson vs. UTSA (12/12/07)

LAST TIME ARKANSAS HIGHS...

• SCORING •

Scored 100 Points: 104 vs. Oral Roberts (12/19/17)
Scored 120-Plus Points: 121 vs. FIU (12/01/18)
Scored 50 Points in 1st Half: 50 vs Tulsa (12/14/19)
Scored 50 Points in 2nd Half: 52 vs Rice (11/05/19)
Scored 60 or More Points in a Half: 63 (2nd) vs. FIU (12/01/18)
Scored 70 or More Points in a Half: 71 (1st) vs. Alcorn (11/13/09)
Scored 80 or More Points in a Half: 88 (2nd) vs. U.S. International (12/09/89)

• FIELD GOALS MADE •

Made 30 Field Goals: 34 (34-60) vs Tulsa (12/14/19)
Made 40 Field Goals: 42 (42-69) vs. FIU (12/01/18)
Made 50 Field Goals: 57 (57-99) vs. Troy (12/10/96)
RECORD: 68 (68-101) vs. U.S. International (12/09/89)

• FIELD GOALS ATTEMPTED •

Attempted 70 Field Goals: 71 (31-71) vs Texas Southern (11/19/19)
Attempted 80 Field Goals: 83 (34-83) vs. Iona (11/30/14)
Attempted 90 Field Goals: 99 (57-99) vs. Troy (12/10/96)
Attempted 100 Field Goals: 101 (68-101) vs. US International (12/09/89)
RECORD: 101 (68-101) vs. U.S. International (12/09/89)

• FIELD GOALS PERCENTAGE •

Shot 60% FG: 60.9 (42-69) vs. FIU (12/01/18)
Shot 70% or Better FG: 72.7 (32-44) vs. Alabama State (12/21/83)
RECORD: 79.4 (27-34) vs. Texas Tech (1979)

• 3-POINTERS MADE •

Made 15 3-pointers: 16 (16-24) vs. Mississippi State (01/09/16)
Made 20 3-pointers: 21 (21-37) vs. Troy (12/10/96)
RECORD: 21 (21-37) vs. Troy (12/10/96)

• 3-POINTERS ATTEMPTED •

Attempted 25 3-pointers: 29 (10-29) vs Texas A&M (01/04/20)
Attempted 30 3-pointers: 31 (12-31) at Indiana (12/29/19)
Attempted 35 3-pointers: 35 (11-35) vs. Montana State (11/21/18)
RECORD: 54 (19-54) vs. North Texas (12/30/98)

• 3-POINT PERCENTAGE •

Shot 50% 3PT FG (min. 15 att): 50.0 (9-18) vs. Ole Miss (03/02/19)
Shot 60% or Better 3PT FG (min. 15 att): 61.1 (11-18) at Vanderbilt (03/06/19)
RECORD (min. 15 att): 66.7 (16-24) vs. Mississippi State (01/09/16)

• FREE THROWS MADE •

Made 20 Free Throws: 20 (20-31) vs Valpo (12/21/19)
Made 30 Free Throws: 34 (34-46) vs. UT Arlington (11/23/18)
Made 40 Free Throws: 41 (41-49) at Kentucky (01/25/92)
RECORD: 48 (48-53) vs. Ole Miss (01/17/04)

• FREE THROW ATTEMPTS •

Attempted 40 Free Throws: 46 (34-46) vs. UT Arlington (11/23/18)
Attempted 50 Free Throws: 53 (35-53) vs. Northeastern Illinois (11/16/97)
Attempted 60 Free Throws: 65 vs. TCU (1955)
RECORD: 65 vs. TCU (1955)

• FREE THROW PERCENTAGE •

Shot 80% FT (min. 10 att): .833 (20-24) vs North Texas (11/12/19)
Shot 90% or Better FT (min. 10 att): 94.4 (17-18) at LSU (01/08/20)
RECORD (min 10 att): 100 3x - Best 16-16 at Kentucky (02/27/14)

• REBOUNDS •

Grabbed 40 Rebounds: 45 vs Rice (11/05/19)
Grabbed 50 Rebounds: 50 vs. FIU (12/01/18)
Grabbed 55-Plus Rebounds: 55 vs. Utah Valley (01/03/15)
RECORD: 77 vs. Jackson State (01/22/02)

• ASSISTS •

Had 25 Assists: 29 vs. Montana State (11/21/18)
Had 30 Assists: 32 vs. Jackson State (11/22/96)
Had 40 Assists: 40 vs. Troy (12/10/96)
RECORD: 47 vs. U.S. International (12/09/89)

• STEALS •

Had 15 Steals: 15 at Georgia Tech (11/25/19)
Had 20 Steals: 24 vs. Maryland-Eastern Shore (01/02/01)
Had 25 Steals: 26 vs. Louisiana-Monroe (11/25/00)
RECORD: 26 vs. Louisiana-Monroe (11/25/00)

• BLOCKED SHOTS •

Had 10 Blocks: 10 vs Texas Southern (11/19/19)
Had 13 Blocks: 14 vs. Georgia (01/29/19)
Had 15 Blocks: 15 vs. South Alabama (12/30/91)
RECORD: 18 vs. Missouri (12/05/95)

• MOST TURNOVERS •

Had 20 Turnovers: 20 vs Austin Peay (12/03/19)
Had 25 Turnovers: 25 at South Carolina (02/21/09)
Had 30 Turnovers: 32 vs. Providence (11/16/07)
RECORD: 32 vs. Providence (11/16/07)

• FOULS •

Committed 25 Fouls: 26 vs Valpo (12/21/19)
Committed 30 Fouls: 31 at Kentucky (01/07/17)
RECORD: 38 vs. Missouri (12/04/61)

LAST TIME ARKANSAS LOWS...

• SCORING •

Held to 40-45 Points: 43 at Florida (01/22/11)
Held to 46-49 Points: 46 at Mississippi State (02/09/16)
Held to 50-55 Points: 50 vs. Florida (03/14/19)
Held to 56-59 Points: 56 at Auburn (02/20/19)
Held to 19 Points or Less in a Half: 18 (1st half) vs. Vanderbilt (02/07/17)

• FIELD GOALS •

Held to Below 20 Field Goals Made: 17 (17-46) vs. Florida (03/14/19)

• FIELD GOAL PERCENTAGE •

Held to 20-29% FG: 27.9 (17-61) vs. South Carolina (02/03/15)
Held to 30-35% FG: .300 (15-50) vs. Florida (01/09/19)

• 3-POINTERS •

Did not Make a 3-pointer: 0 (0-2) at Texas (01/07/89)
Held to 1-4 3-PT FG Made: 4 (4-16) vs. Florida (03/11/19)
Held to 5-9 3-PT FG Made: 3 (3-18) vs Northern Kentucky (11/29/19)
Attempted Single-Digit 3-pointers: 8 (3-8) at LSU (02/03/18)

• 3-POINT PERCENTAGE •

Shot 10% or Worse 3PT FG: 10.0 (1-10) at Mississippi State (02/09/16)
Shot 11-19% 3PT FG: 16.7 (3-18) vs Northern Kentucky (11/29/19)

• FREE THROWS •

Made Single Digit Free Throws: 7 (7-11) at LSU (02/02/19)
Attempted Single Digit Free Throws: 9 (7-9) vs. Georgia Tech (12/19/18)

• FREE THROW PERCENTAGE •

Shot 40-49% FT: 40.0 (6-15) at Florida (01/17/18)
Shot Below 40% FT: 26.7 (4-15) at Texas A&M (01/09/13)

• REBOUNDING •

Had 19 or Fewer Rebounds: 19 at Missouri (03/05/13)
Had 20-25 Rebounds: 24 at LSU (01/08/20)

• ASSISTS •

Held to Single Digit Assists: 9 vs Montana (11/16/19)

• STEALS •

Had No Steals: *None on record*
Had 1 Steal: 1 vs. Florida (03/09/18)
Had 2-4 Steals: 4 at Western Kentucky (12/07/19)

• BLOCKED SHOTS •

Had No Blocked Shots: 0 vs. Missouri (1/23/19)

• FEWEST TURNOVERS •

Had 1-4 Turnovers: 4 vs. Georgia (01/29/19)
Had 5-10 Turnovers: 7 at LSU (01/08/20)

• FOULS •

Had Single Digit Fouls: 9 vs. LSU (02/17/07)

ARKANSAS MISCELLANEOUS...

Played in an OT game:	12/07/19 at Western Kentucky	L, 7-86 (OT)
Played in a 2OT game:	01/23/18 at Georgia	W, 80-77 (2 OT)
Played in a 3OT game:	02/09/80 vs. Houston	L, 90-84 (3 OT)
Beat AP team ranked 21-25:	03/09/18 vs. #23 Florida (SEC)	W, 80-72
Beat AP team ranked 16-20:	02/02/19 at #19 LSU	W, 90-89
Beat AP team ranked 11-15:	02/27/18 vs. #14 Auburn	W, 91-82
Beat AP team ranked 6-9:	12/30/17 vs. #9 Tennessee	W, 95-93 (OT)
Beat AP team ranked 2-5:	01/27/16 vs. #5 Texas A&M	W, 74-71
Beat AP team ranked #1:	02/12/84 vs. #1 North Carolina (PB)	W, 65-64
Beat AP Top 25 team on road:	02/02/19 at #19 LSU	W, 90-89
Beat AP Top 10 team on road:	02/09/94 at #4 Kentucky	W, 90-82

LAST TIME AN OPPONENT HIGHS...

• SCORING •

Scored 100 Points: 106 at Tennessee (01/15/19)
 Scored 110 Points: 117 at Ole Miss (12/10/19)
 Scored 50 Points in 1st Half: 55 at Tennessee (01/15/19)
 Scored 50 Points in 2nd Half: 51 at Tennessee (01/15/19)
 Scored 60 or More Points in a Half: 60 (1st half) vs. Alabama (02/28/96)

• FIELD GOALS MADE •

Made 30 Field Goals: 31 (31-67) at Western Kentucky (12/07/19)
 Made 40 Field Goals: 40 (40-68) by Texas (01/05/10)
 Made 45 Field Goals: 45 (45-80) vs. Pittsburgh (12/29/86)

• FIELD GOALS ATTEMPTED •

Attempted 70 Field Goals: 70 (27-72) vs Valpo (12/21/19)
 Attempted 80 Field Goals: 83 (31-83) by FIU (12/01/18)

• FIELD GOAL PERCENTAGE •

Shot 60% FG: 61.1 (15-23) vs. Auburn (02/17/16)
 Shot 65% FG: 67.7 (4-65) vs. North Carolina (03/23/08)
 Shot 69% FG: 69.8 (37-53) at Auburn (01/14/95)

• 3-POINTERS MADE •

Made 15 3-pointers: 15 (15-30) at LSU (02/03/18)
 Made 17 3-pointers: 17 (17-33) at Auburn (02/20/19)

• 3-POINTERS ATTEMPTED •

Attempted 25 3-pointers: 25 (7-25) vs Valpo (12/21/19)
 Attempted 30 3-pointers: 33 (17-33) at Auburn (02/20/19)
 Attempted 35 3-pointers: 37 (6-37) by FIU (12/01/18)

• 3-POINT PERCENTAGE •

Shot 50% 3PT FG (min 15 att): 51.5 (17-33) at Auburn (02/20/19)
 Shot 60% or Better 3PT FG (min 15 att): 62.7 (10-15) at South Carolina (02/09/19)

• FREE THROWS •

Made 20 Free Throws: 21 (21-28) at LSU (01/08/20)
 Made 30 Free Throws: 32 (32-38) at LSU (02/02/19)
 Made 40 Free Throws: 40 (40-50) vs. UMass (11/25/94)

• FREE THROW ATTEMPTS •

Attempted 35 Free Throws: 38 (32-38) at LSU (02/02/19)
 Attempted 40 Free Throws: 40 (24-40) at Mississippi State (01/02/18)
 Attempted 50 Free Throws: 50 (39-50) vs. South Carolina (03/11/04)

• FREE THROW PERCENTAGE •

Shot 80% FT (min. 10 att): .882 (15-17) at Ole Miss (01/19/19)
 Shot 90% or Better FT (min. 10 att): 91.2 (31-34) vs. Auburn (02/27/18)

• REBOUNDING •

Grabbed 45 Rebounds: 45 at Georgia Tech (11/25/19)
 Grabbed 50 Rebounds: 53 at LSU (01/08/20)
 Grabbed 55-Plus Rebounds: 56 vs. Georgia (01/29/19)
 • Grabbed 20 Offensive Rebounds: 23 at LSU (01/08/20)

• ASSISTS •

Had 25 Assists: 25 vs. Louisville (11/17/09)
 Had 30 Assists: 30 at UAB (01/27/90)

• STEALS •

Had 15 Steals: 15 at LSU (02/24/10)
 Had 18 Steals: 18 vs. Alcorn State (12/02/95)

• BLOCKED SHOTS •

Had 10 Blocks: 10 at Tennessee (01/22/14)
 Had 13 Blocks: 13 at Mississippi State (01/14/10)

• MOST TURNOVERS •

Had 20 Turnovers: 21 vs Austin Peay (12/03/19)
 Had 25 Turnovers: 27 vs Rice (11/05/19)
 Had 30 Turnovers: 30 vs. Louisiana-Monroe (12/31/04)

• FOULS •

Committed 10-14 Fouls: 14 vs Northern Kentucky (11/29/19)
 Committed 15-19 Fouls: 16 at LSU (01/08/20)
 Committed 20-29 Fouls: 27 vs Valpo (12/21/19)
 Committed 30-44 Fouls: 34 vs. UT Arlington (11/23/18)
 Committed 45 Fouls: 36 vs. Centenary (12/04/82)

LAST TIME AN OPPONENT LOWS

• SCORING •

Held to 30-39 Points: 33 vs. Vanderbilt (01/12/13)
 Held to 40-45 Points: 43 vs North Texas (11/12/19)
 Held to 46-49 Points: 46 vs Montana (11/16/19)
 Held to 50-55 Points: 51 vs Texas Southern (11/19/19)
 Held to 56-59 Points: 59 vs Texas A&M (01/04/20)
 Held to 19 Points or Less in a Half: 18 vs Montana (11/16/19)

• FIELD GOAL PERCENTAGE •

Held to 21% or Worse FG: 20.97 (13-62) vs. Jackson State (11/22/02)
 Held to 20-29% FG: 28.6 (16-56) vs Rice (11/05/19)
 Held to 30-35% FG: 34.5 (19-55) vs Texas Southern (11/19/19)

• 3-POINTERS •

Did not Make a 3-pointer: 0 (0-10) by Mississippi State (02/07/15)
 Held to 1-4 3-PT FG Made: 2 (2-11) at Georgia Tech (11/25/19)
 Held to 5-10 3-PT FG Made: 6 (6-27) at Vanderbilt (03/06/19)

• 3-POINT PERCENTAGE •

Shot 10% or Worse 3PT FG: 8.0 (2-25) vs Rice (11/05/19)
 Shot 11-19% 3PT FG: 18.2 (2-11) at Georgia Tech (11/25/19)

• FREE THROWS •

Made 1-5 Free Throws: 3 (3-7) vs. Oral Roberts (12/19/17)
 Made 6-9 Free Throws: 7 (7-11) vs Valpo (12/21/19)

• FREE THROW ATTEMPTS •

Attempted Single Digit Free Throws: 7 (3-7) vs. Oral Roberts (12/19/17)

• FREE THROW PERCENTAGE •

Shot 40-49% FT: 47.4 (9-19) vs. Auburn (02/17/16)
 Shot Below 40% FT: 38.1 (8-21) vs. Texas State (12/22/18)

• REBOUNDING •

Had 19 or Fewer Rebounds: 19 vs. Missouri-Kansas City (12/02/06)
 Had 20-25 Rebounds: 25 at Texas Tech (01/26/19)

• ASSISTS •

Held to Single Digit Assists: 8 at LSU (01/08/20)

• STEALS •

Had No Steals: 0 by North Texas (01/03/04)
 Had 1 Steal: 1 at Florida (01/17/18)
 Had 2-4 Steals: 4 vs Austin Peay (12/03/19)

• BLOCKED SHOTS •

Had No Blocked Shots: 0 vs Austin Peay (12/03/19)

• FEWEST TURNOVERS •

Had Single Digit Turnovers: 9 at Providence (03/19/19)

• FOULS •

Had Single Digit Fouls: 8 at Michigan (12/08/12)

RAZORBACK SPEED CHART



JEANTAL CYLLA
0 F • Gr.Sr. • 6-7 • 215
Lake Worth, Fla.



Played 2 yrs at FAU and 1 at UNCW ... B.A. in Communication Studies from UNCW in May '19 ... Pursuing M.Ed. in Adult & Lifelong Learning ... Member of Haitian National Team ... 3 career double-doubles ... Scored his 1,000th career point vs South Dakota ... Got 1st start with Arkansas vs Northern Kentucky.

Year	GP	GS	Min	Avg	FG	FGA	Pct	3FG	3FGA	Pct	FT	FTA	Pct	Off	Def	Tot	Avg	PF	FO	AST	TO	BLK	STL	Pts	Avg
2019-20	12	1	107	8.9	7	24	.292	1	10	.100	1	2	.500	4	15	19	1.6	13	0	0	7	3	0	16	1.3
CAREER	108	87	2567	23.8	343	857	.400	101	331	.305	213	272	.783	105	277	382	1.5	242	6	47	126	45	47	1000	9.3

CAREER HIGHS

PTS: 25 at UTEP (01/12/16)
REB: 10 (2x) last at Mercer (12/21/18)
AST: 3 vs UNC Greensboro (11/13/18)
STL: 4 vs Webber (12/21/16)
BLK: 2 (6x) last vs JMU (02/02/19)



ISAIAH JOE
1 G • So. • 6-5 • 180
Fort Smith, Ark.

Jerry West Shooting Guard of the Year Watch List and Preseason 2nd Team All-SEC ... Made a 3-pointer in 29 straight gms & 46 of 48 for career ... 165 career 3's to rank 8th on Arkansas' career top 10 ... **SEC Player of the Week: 24 pts at Indiana** ... Had career-high 7 assists vs Rice ... Scored 33 points and had five steals vs TX SOU ... Career-high 6 steals at GT ... Led team in taking 27 charges last season and has team-best 9 this year.

Year	GP	GS	Min	Avg	FG	FGA	Pct	3FG	3FGA	Pct	FT	FTA	Pct	Off	Def	Tot	Avg	PF	FO	AST	TO	BLK	STL	Pts	Avg
2019-20	14	14	517	36.9	74	202	.366	52	152	.342	39	48	.813	11	53	64	4.6	22	0	30	27	4	24	239	17.1
CAREER	48	48	1541	32.1	222	560	.396	165	425	.388	101	130	.777	32	126	158	3.3	86	0	88	69	9	75	710	14.8

CAREER HIGHS

PTS: 34 vs FIU (12/01/18)
REB: 9 at Georgia Tech (11/25/19)
AST: 7 vs Rice (11/05/19)
STL: 6 (2x) last at Ga Tech (11/25/19)
BLK: 2 vs Ole Miss (03/02/19)



ADRIO BAILEY
2 F • Sr. • 6-6 • 222
Clarence, La.

2019 SEC Community Service Team ... Represents Arkansas on the SEC Men's Basketball Leadership Council and member of Arkansas SAAC ... Leads team w/ 76 deflections, including 9 vs Valpo and 2 games w/ 8 ... Had five blocked shots vs Valpo including one to secure win with 36 seconds left ... Added four blocks at LSU ... Posted 1st career double-double w/ 12 pts & career-high 11 rebs vs Montana.

Year	GP	GS	Min	Avg	FG	FGA	Pct	3FG	3FGA	Pct	FT	FTA	Pct	Off	Def	Tot	Avg	PF	FO	AST	TO	BLK	STL	Pts	Avg
2019-20	14	14	517	36.9	74	202	.366	52	152	.342	39	48	.813	11	53	64	4.6	22	0	30	27	4	24	239	17.1
CAREER	106	58	1615	15.2	186	379	.491	7	24	.292	80	138	.580	88	194	282	2.7	215	3	60	74	82	77	459	4.3

CAREER HIGHS

PTS: 20 vs UC Davis (11/12/18)
REB: 11 vs Montana (11/16/19)
AST: 3 (4x) last at Ga Tech (11/25/19)
STL: 4 vs North Texas (11/25/19)
BLK: 5 (3x) last vs Valpo (12/21/19)



DESI SILLS
3 G • So. • 6-1 • 196
Jonesboro, Ark.

Although he did not have enough attempts to qualify for NCAA/SEC, led the team in 3PT% (.460) last season ... Started the year 2-of-30 (6.7%) from 3-point range but is 12-of-37 (32.4%) over his last seven games ... Had 17 pts vs NKU and career-high 20 at WKU ... Pulled down career-high six rebs vs North Texas ... Added five boards vs both Valpo and Indiana.

Year	GP	GS	Min	Avg	FG	FGA	Pct	3FG	3FGA	Pct	FT	FTA	Pct	Off	Def	Tot	Avg	PF	FO	AST	TO	BLK	STL	Pts	Avg
2019-20	14	14	423	30.2	50	127	.394	14	67	.209	24	35	.686	8	34	42	3.0	39	1	18	23	4	17	138	9.9
CAREER	48	22	999	20.8	105	252	.417	43	130	.331	64	92	.696	20	65	85	1.8	107	3	76	76	4	38	317	6.6

CAREER HIGHS

PTS: 20 at Western Kentucky (12/07/19)
REB: 6 vs North Texas (11/12/19)
AST: 6 vs FIU (12/01/18)
STL: 3 vs Ole Miss (03/02/19)
BLK: 1 (2x) last vs Northern Ky (11/25/19)



JALEN HARRIS
5 G • Jr. • 6-2 • 172
Wilson, N.C.

2 career double-doubles ... Has five games with double-digit assists and 21 with at least 5 ... Has 24 games as Razorback with 1 or fewer TO (12 with zero) ... Tied career-high with 4 steals vs Montana ... Led team with five assists vs TX Southern and Northern Ky ... Has made 7 treys (30.4%) this season after making just 8 all of last year (11.6%).

Year	GP	GS	Min	Avg	FG	FGA	Pct	3FG	3FGA	Pct	FT	FTA	Pct	Off	Def	Tot	Avg	PF	FO	AST	TO	BLK	STL	Pts	Avg
2019-20	14	0	334	23.9	18	49	.367	7	27	.259	20	25	.800	4	31	35	2.5	34	0	34	21	5	17	63	4.5
CAREER	79	52	2019	26.6	150	405	.370	22	123	.179	140	195	.718	24	165	189	2.4	173	1	295	127	14	80	462	5.8

CAREER HIGHS

PTS: 17 at South Carolina (02/09/19)
REB: 9 vs Nevada (01/07/17)
AST: 12 at Colorado State (12/05/18)
STL: 4 (2x) last vs Montana (11/16/19)
BLK: 2 vs Georgia (01/29/19)



TY STEVENS
12 G • Jr. • 6-2 • 180
Republic, Mo.

STEVENS' CAREER HIGHS

PTS: 3 at Vanderbilt (03/06/19)
REB: --
AST: --
STL: --
BLK: --



EMEKE OBUKWELE
13 F • Jr. • 6-8 • 222
Plano, Texas

OBUKWELE'S CAREER HIGHS

PTS: 43 vs Rhodes (12/03/17)
REB: 20 vs Rhodes (12/03/17)
AST: 4 at Rust (01/19/17)
STL: 2 (2x) last at Louisiana Col (02/17/18)
BLK: 4 vs Belhaven (01/13/18)



JAMARIO BELL
14 F • Sr. • 6-5 • 250
Junction City, Ark.



BELL'S CAREER HIGHS

PTS: --
REB: --
AST: --
STL: --
BLK: 1 Tulsa (12/14/19)

STEVENS: 2nd year walk-on ... Played in 5 career games ... Made old fashion 3-point play at Vandy (2019)
OBUKWELE: 2nd year walk-on ... Played 1st two seasons at Texas-Tyler ... Played in 2 games, got 3 rebounds in 1 minute vs Rice.
BELL: Graduated Dec. 2019 (Rec & Sport Mgmt) ... 4-yr football letterman ... Joined basketball team Nov. 30 (NKU) ... 1st action came vs Tulsa and got a blocked shot.



MASON JONES
15 G • Jr. • 6-5 • 200
Desoto, Texas

Has 4 career 30-pt-plus games (41 vs Tulsa, 32 vs Rice, 30 vs Fla, 30 vs Miss State) ... 12th in NCAA in FT% ... Led the team in scoring 17 times in career (team is 13-4) ... **Leads team in scoring, rebounds, assists and steals** ... Has 5+ rebs in 11x ... **2x SEC Player of the Week: 32 pts, vs Rice • 41 pts vs Tulsa** ... Has consecutive FT streaks of 27 and 24 this season ... 8th in SEC in def reb (5.1) and 4th in SEC in steals/gm (1.92).

Year	GP	GS	Min	Avg	FG	FGA	Pct	3FG	3FGA	Pct	FT	FTA	Pct	Off	Def	Tot	Avg	PF	FO	AST	TO	BLK	STL	Pts	Avg
2019-20	13	13	427	32.8	76	162	.469	30	82	.366	76	83	.916	13	66	79	6.1	38	1	37	43	4	25	258	19.8
CAREER	47	39	1423	30.3	212	499	.425	106	290	.366	191	226	.845	31	180	211	4.5	115	3	133	104	9	56	721	15.3

CAREER HIGHS

PTS: 41 vs Tulsa (12/14/19)
REB: 10 vs FIU (12/01/18)
AST: 7 vs Indiana (11/18/18)
STL: 5 (2x) last at Ga Tech (11/25/19)
BLK: 2 (7x) last vs TX Southern (11/19/19)



ETHAN HENDERSON
24 F • So. • 6-8 • 210
Little Rock, Ark.

Threw down a dunk and blocked a shot in season opener vs Rice ... Had a put-back, two rebounds and a blocked shot vs Texas Southern ... Provided big spark in 9-0 run versus Austin Peay with a dunk, three rebounds (finished with four boards) and 3 blocked shots.

Year	GP	GS	Min	Avg	FG	FGA	Pct	3FG	3FGA	Pct	FT	FTA	Pct	Off	Def	Tot	Avg	PF	FO	AST	TO	BLK	STL	Pts	Avg
2019-20	6	0	33	5.5	3	4	.750	0	0	.000	0	0	.000	3	9	12	2.0	6	0	1	2	5	1	6	1.0
CAREER	18	0	84	4.7	8	14	.571	0	0	.000	1	3	.333	6	18	24	1.3	12	0	2	5	7	4	17	0.9

CAREER HIGHS

PTS: 6 at Providence (03/19/19)
REB: 5 at Providence (03/19/19)
AST: 1 UT Arlington (11/23/18)
STL: 2 at Tennessee (01/15/19)
BLK: 3 vs Austin Peay (12/03/19)



JIMMY WHITT JR.
33 G • Gr.Sr. • 6-3 • 175
Columbia, Mo.



Played at Arkansas as FR, transferred to SMU, returned to Hogs for final year ... B.S. in Sport Management from SMU in May '19 ... Pursuing M.Ed. in Adult & Lifelong Learning ... 4th in SEC in FG% (.544) & FG made (86) ... Coach Muss "may be the best rebounding point guard in the nation" ... 7 career Double-Doubles w/ 1 Triple-Double ... 2 Double-doubles in 2019-20 TX SOU (17 & 11) & WKU (17 & 12).

Year	GP	GS	Min	Avg	FG	FGA	Pct	3FG	3FGA	Pct	FT	FTA	Pct	Off	Def	Tot	Avg	PF	FO	AST	TO	BLK	STL	Pts	Avg
2019-20	14	14	502	35.9	86	158	.544	0	0	.000	24	37	.649	17	57	74	5.3	34	1	32	22	7	17	196	14.0
CAREER	109	87	3203	29.4	463	971	.477	16	65	.246	164	260	.631	140	351	491	4.5	247	3	300	151	42	140	1106	10.1

CAREER HIGHS

PTS: 24 (3x) last vs Northern Ky (11/30/19)
REB: 13 (2x) last vs Bradley (11/20/18)
AST: 10 vs McNeese State (11/29/18)
STL: 5 (3x) last vs Memphis (02/14/18)
BLK: 3 (2x) last at Memphis (01/19/19)



REGGIE CHANEY
35 F • So. • 6-8 • 222
Tulsa, Okla.

Missed the first three games ... Tied career high with four steals in his season debut (TX SOU) ... Had three dunks and three steals vs South Dakota ... Had career highs in rebounds (11) and assists (5) vs Northern Ky ... Led team with 7 rebounds vs Tulsa ... Had 3 rejections vs South Dakota and at WKU ... Has a blocked shot in 28 of his 43 career games, including 8 with at least 3 rejections.

Year	GP	GS	Min	Avg	FG	FGA	Pct	3FG	3FGA	Pct	FT	FTA	Pct	Off	Def	Tot	Avg	PF	FO	AST	TO	BLK	STL	Pts	Avg
2019-20	11	0	159	14.5	15	21	.714	0	0	.000	4	10	.400	10	28	38	3.5	29	1	14	12	8	9	34	3.1
CAREER	45	2	714	15.9	98	171	.573	0	0	.000	21	43	.488	50	106	156	3.5	111	3	39	58	54	30	217	4.8

CAREER HIGHS

PTS: 14 at Providence (03/19/19)
REB: 11 vs Northern Kentucky (11/30/19)
AST: 5 vs Northern Kentucky (11/30/19)
STL: 4 (3x) last vs TX Southern (11/19/19)
BLK: 7 at Providence (03/19/19)



ERIC MUSSELMAN
University of Arkansas Head Coach
San Diego, 1987
As Arkansas Head Coach: 12-2 (1st yr)
As Collegiate Head Coach: 122-36 (5th yr)
As Pro Head Coach: 503-291 (14 seasons)

In 18 seasons as a head coach, finished 1st in his conf./division 13 times ... In 14 seasons as a pro head coach, led league in wins 7x (2nd-most wins 3x) ... In 4 years in college, won 3 conf. titles, played in 3 NCAA tournaments and won CBI championship ... Only needed 130 games as collegiate head coach to record 100 wins ... First coach in pro basketball history to win 100 games by the age of 28 ... In seven years as head coach in CBA, a league-best 24 of his players were called up to the NBA and he coached five All-Star games.

