

<< 2019-20 GAMECOCK BASKETBALL >>

2019-20 SCHEDULE

OVERALL: 11-8 | SEC: 2-3

HOME: 7-4 | AWAY: 4-2 | NEUTRAL: 0-2

OCTOBER

30 -/- Columbia International + W, 87-50

NOVEMBER

6 -/- North Alabama W, 77-55
10 -/- Wyoming W, 66-32
15 -/- Cleveland State W, 90-63
19 -/- Boston University ^ L, 78-70
22 -/- Gardner-Webb ^ W, 74-69
26 -/- vs. Wichita State # L, 70-47
27 -/- vs. UNI # L, 78-72

DECEMBER

1 -/- George Washington W, 74-65
4 -/- at UMass W, 84-80
8 -/- Houston L, 76-56
15 -/- at Clemson W, 67-54
22 9/7 at Virginia W, 70-59
30 -/- Stetson L, 63-56

JANUARY

7 -/RV Florida* L, 81-68
11 -/- at Tennessee* L, 56-55
15 10/12 Kentucky* W, 81-78
18 -/- at Texas A&M* W, 81-67
22 16/16 at Auburn* L, 80-67
25 -/- Vanderbilt* W, 90-64
29 RV/RV at Arkansas* 8:30 p.m./SECN

FEBRUARY

1 -/- Missouri* 3:30 p.m./SECN
5 -/- at Ole Miss* 7 p.m./SECN
8 -/- Texas A&M* 1 p.m./SECN
12 -/- at Georgia* 6:30 p.m./SECN
15 -/- Tennessee* 6 p.m./SECN
19 -/- at Mississippi State* 9 p.m./SECN
22 -/- LSU* 6 p.m./ESPN/2/U
26 -/- Georgia* 6:30 p.m./SECN
29 -/- at Alabama* 8:30 p.m./SECN


MARCH

3 -/- Mississippi State* 6:30 p.m./SECN
7 -/- at Vanderbilt* 12:30 p.m./SECN
11-15 -/- SEC Tournament & TBA/SECN/ESPN
17-22 -/- NCAA 1st/2nd Rounds = TBA/TBA
26-29 -/- NCAA Regionals < TBA/TBA

APRIL

4 -/- Final Four % TBD
6 -/- National Championship / TBD

All home games in **bold** | All times listed Eastern | **SECN+** - SEC Network + | **SECN** - SEC Network | **CBSN** - CBS Sports Network | * indicates SEC contest | + exhibition | ^ - Cancun Challenge (Columbia, S.C.) | # - Cancun Challenge (Cancun, Mexico) | & - SEC Tournament (Nashville, Tenn.) | = - NCAA Tournament First and Second Rounds (Various Sites) | < - NCAA Regionals (Various Sites) | % - Final Four (Minneapolis, Minn.) | / - National Championship (Minneapolis, Minn.) ** rank listed is at time of game



11-8
3-3 SEC



RV/RV
15-4
3-3 SEC

TIPOFF NOTABLES

> South Carolina is back on the road for its midweek matchup when it travels to face Arkansas on Wednesday at Bud Walton Arena. The contest marks the first between the two schools in Fayetteville since the 2018 SEC regular season.

> The Gamecock offense was on fire in Carolina's 90-64 win over Vanderbilt at home on Saturday. Eleven different Gamecocks marked the scoring column, with five of those in double figures led by 14 from both AJ Lawson and Justin Minaya. Minaya pulled down a career best 12 rebounds - six on the offensive glass - for his second-career double-double. As a team, Carolina hit 33-of-61 from the field (54.1%) and 17-of-24 (70.8%) at the free throw line.

> Rookie forward Jalyn McCreary posted the first double-figure scoring game of his career with 11 in the win vs. Vanderbilt. In SEC action, McCreary has hit 11-of-13 attempts - 84.6% - and is averaging 5.2 points and 3.2 rebounds in 11.8 minutes per contest.

> Wednesday's game at Arkansas marks another quadrant 1 opportunity for the Gamecocks and a win would give the Garnet and Black three Q1 wins this season (at Virginia, vs. Kentucky).

DIRECTOR OF ATHLETICS COMMUNICATIONS & PUBLIC RELATIONS:

EMILY MILES // EFEENEY@MAILBOX.SC.EDU

CELL: 803-727-3284 // TWITTER: @EMILYMILES_SID

GAMECOCK MEN'S BASKETBALL SOCIAL MEDIA:

#GAMECOCKS

TWITTER AND INSTAGRAM: @GAMECOCKMBB

FACEBOOK: /GAMECOCKMBB

ON THE WEB: GAMECOCKSONLINE.COM

GAME 20

ARENA: Bud Walton Arena (19,200)

BROADCAST: SEC Network

PLAY-BY-PLAY: Mike Morgan

ANALYST: Andy Kennedy

RADIO: Gamecock Radio Network

IN COLUMBIA: 107.5 The Game

PLAY-BY-PLAY: Derek Scott

ANALYST: Casey Manning

SIRIUS: - | XM: 380 | INTERNET: 970

WATCH: WatchESPN/ESPN App

LIVE STATS: GamecocksOnline.com

TICKETS: Arena Box Office

SERIES: Arkansas leads 20-14

IN FAYETTEVILLE: Arkansas leads 11-4

TREND: The Razorbacks have won three of the last five meetings

LAST GAME: 77-65 Carolina win on Feb. 9, 2019 in Columbia

NUMBERS OF NOTE

8.0 - R-sophomore forward Justin Minaya is averaging a team best 8.0 rebounds per game during conference action, which ranks ninth in the SEC.

11 - 11 different Gamecocks scored in Carolina's 90-64 home win over Vanderbilt last Saturday. Five of those scored in double figures.

3 - R-junior guard Jair Bolden hit a trio of 3-pointers in the win over the Commodores. It marked his eighth game this season with multiple makes from beyond the arc, and it was his third straight game with two or more 3s.

58.8% - Another note on Bolden from beyond the arc, over the course of his last three games, he has hit 10-of-17 attempts from 3-point range, 58.8%.

10+ - Depth is a strength for Carolina this season, and 11 different Gamecocks are averaging at least 10 minutes per contest, led by Minaya's 30.6 minutes per game entering the Arkansas game.

70+ - SC is 9-2 this season when it scores 70+ points.

PROBABLE GAMECOCK STARTERS (BASED ON LAST GAME)



#5
J. Cousinard
R-Fr. - Guard



#00
AJ Lawson
So. - Guard



#10
Justin Minaya
R-So. - Forward



#24
Keyshawn Bryant
So. - Forward



#21
Malik Kotsar
Sr. - Forward


















LINEUP NOTABLES

> Lawson, Minaya and Kotsar have started every game this season ... Cousinard paces the Gamecocks in SEC games with 16.2 points per game and Minaya's 8.0 rebounds per league game are a team best ... Lawson (14) and Minaya (14) were in double figures in the Vanderbilt win ... Over the course of the last four games, Minaya is averaging 14.3 points per game

COMING UP NEXT

> Carolina returns to Colonial Life Arena on Saturday to host Missouri at 3:30 PM. Mike Morgan (play-by-play) and Pat Bradley (analyst) will have the call for the SEC Network broadcast vs. the Tigers.

2019-20 SOUTH CAROLINA BASKETBALL BROADCAST SPOT CHART

00		<div>AJ LAWSON <i>SO. - F - 6-6 - 178 - TORONTO, CANADA/GTA PREP</i></div> <table><tr><th></th><th>MIN</th><th>PTS</th><th>RBS</th><th>AST</th><th>FG%</th><th>3FG%</th><th>FT%</th></tr><tr><td>19-20</td><td>27.7</td><td>13.7</td><td>3.1</td><td>2.0</td><td>40.8</td><td>33.3</td><td>75.6</td></tr><tr><td>Career</td><td>29.4</td><td>13.5</td><td>3.8</td><td>2.5</td><td>41.0</td><td>34.8</td><td>70.2</td></tr></table> <div>Season Highs: 28 points 7 rebounds 5 assists 3 steals</div>		MIN	PTS	RBS	AST	FG%	3FG%	FT%	19-20	27.7	13.7	3.1	2.0	40.8	33.3	75.6	Career	29.4	13.5	3.8	2.5	41.0	34.8	70.2	<div>- 14 double figure scoring games, team leader at 13.7 points per game</div> <div>- Connected on 4 3-pointers in road win at A&M (Jan. 18)</div> <div>- 12 points on a trio of 3s and three free throws, along with three assists vs. Florida (Jan. 7)</div> <div>- Scored 14 points with two steals in upset road win at No. 9 Virginia (Dec. 22)</div> <div>- Team high 20 points, along with 6 rebounds, 3 assists and 3 steals in road win at Clemson (Dec. 15)</div> <div>- Team high 24 points (4th 20-point game of the season) in road win at UMass (Dec. 4)</div>
		MIN	PTS	RBS	AST	FG%	3FG%	FT%																			
19-20	27.7	13.7	3.1	2.0	40.8	33.3	75.6																				
Career	29.4	13.5	3.8	2.5	41.0	34.8	70.2																				
1		<div>TJ MOSS <i>R-FR. - G - 6-4 - 195 - MEMPHIS, TENN./FINDLAY PREP</i></div> <table><tr><th></th><th>MIN</th><th>PTS</th><th>RBS</th><th>AST</th><th>FG%</th><th>3FG%</th><th>FT%</th></tr><tr><td>19-20</td><td>14.1</td><td>2.8</td><td>1.2</td><td>1.8</td><td>28.4</td><td>22.6</td><td>38.5</td></tr><tr><td>Career</td><td>15.9</td><td>3.8</td><td>1.4</td><td>1.8</td><td>32.4</td><td>27.3</td><td>47.4</td></tr></table> <div>Season Highs: 10 points 5 rebounds 4 assists</div>		MIN	PTS	RBS	AST	FG%	3FG%	FT%	19-20	14.1	2.8	1.2	1.8	28.4	22.6	38.5	Career	15.9	3.8	1.4	1.8	32.4	27.3	47.4	<div>- Hit a pair of 3s, along with four assists and two steals in win vs. Cleveland State (Nov. 15)</div> <div>- Missed the A&M contest (Jan. 18) due to a death in the family</div> <div>- Pulled down a career high five rebounds in win vs. Wyoming (Nov. 10)</div> <div>- Dished two assists with a steal in season opener vs. North Alabama (Nov. 6)</div> <div>- Returns to the court for the Gamecocks after missing 25 games last season due to injury</div> <div>- Prior to injury, averaged 6.3 points, 1.9 rebounds and 1.9 assists in 20.6 minutes per game</div>
		MIN	PTS	RBS	AST	FG%	3FG%	FT%																			
19-20	14.1	2.8	1.2	1.8	28.4	22.6	38.5																				
Career	15.9	3.8	1.4	1.8	32.4	27.3	47.4																				
2		<div>TREY ANDERSON <i>FR. - F - 6-6 - 203 - SAN DIEGO, CALIF./MATER DEI CATHOLIC</i></div> <table><tr><th></th><th>MIN</th><th>PTS</th><th>RBS</th><th>AST</th><th>FG%</th><th>3FG%</th><th>FT%</th></tr><tr><td>19-20</td><td>2.8</td><td>0.4</td><td>0.0</td><td>0.0</td><td>0.0</td><td>0.0</td><td>1.000</td></tr></table> <div>Season Highs: 2 points 1 steal</div>		MIN	PTS	RBS	AST	FG%	3FG%	FT%	19-20	2.8	0.4	0.0	0.0	0.0	0.0	1.000	<div>- Collected a steal in home win over Cleveland State (Nov. 15)</div> <div>- Averaged 16.7 points and a team best 7.4 rebounds per game to help lead high school squad to a league championship title as a senior</div> <div>- Labeled as a strong shooter, who is a competitor with great length</div> <div>- Pulled down three rebounds with three steals in Oct. 30 exhibition vs. Columbia International</div>								
		MIN	PTS	RBS	AST	FG%	3FG%	FT%																			
19-20	2.8	0.4	0.0	0.0	0.0	0.0	1.000																				
4		<div>JALYN MCCREARY <i>FR. - F - 6-7 - 225 - MARIETTA, GA./LEGACY EARLY COLLEGE</i></div> <table><tr><th></th><th>MIN</th><th>PTS</th><th>RBS</th><th>BLK</th><th>FG%</th><th>3FG%</th><th>FT%</th></tr><tr><td>19-20</td><td>10.7</td><td>3.8</td><td>2.6</td><td>0.4</td><td>60.0</td><td>0.0</td><td>44.4</td></tr></table> <div>Season Highs: 11 points 6 rebounds 3 blocks</div>		MIN	PTS	RBS	BLK	FG%	3FG%	FT%	19-20	10.7	3.8	2.6	0.4	60.0	0.0	44.4	<div>- First career double-figure scoring game with 11 points, along with 5 rebounds vs. Vandy (Jan. 25)</div> <div>- 1-1 from the field and 4-4 from the free throw line for six points at A&M (Jan. 18)</div> <div>- 3-of-4 from the field en route to six points in 12 minutes in win over Kentucky (Jan. 15)</div> <div>- Pulled down three rebounds with two makes at the foul line in SEC debut vs. Florida (Jan. 7)</div> <div>- 3-of-4 from the field for six points, along with four rebounds vs. Gardner-Webb (Nov. 22)</div> <div>- In college debut, scored nine points with four rebounds vs. North Alabama (Nov. 6)</div>								
		MIN	PTS	RBS	BLK	FG%	3FG%	FT%																			
19-20	10.7	3.8	2.6	0.4	60.0	0.0	44.4																				
5		<div>JERMAINE COUSNARD (Coos-nard) <i>R-FR. - G - 6-4 - 211 - EAST CHICAGO, IND./EAST CHICAGO CENTRAL</i></div> <table><tr><th></th><th>MIN</th><th>PTS</th><th>RBS</th><th>AST</th><th>FG%</th><th>3FG%</th><th>FT%</th></tr><tr><td>19-20</td><td>23.8</td><td>10.7</td><td>2.9</td><td>2.6</td><td>40.6</td><td>33.3</td><td>60.4</td></tr></table> <div>Season Highs: 26 points 5 rebounds 6 assists</div>		MIN	PTS	RBS	AST	FG%	3FG%	FT%	19-20	23.8	10.7	2.9	2.6	40.6	33.3	60.4	<div>- Team high 16 points at No. 16 Auburn (Jan. 22); paces team in SEC games with 16.2 points per game</div> <div>- 17 points, three 3s, three assists and a steal in 37 minutes at Texas A&M (Jan. 18)</div> <div>- Season high 26 points, and hit he game-winning buzzer beater in upset win over No. 10/12 Kentucky (Jan. 15)</div> <div>- Strong vs. Tennessee (Jan. 11), scoring 15 points, along with two assists and three steals in 25 minutes</div> <div>- Missed the Florida contest (Jan. 7) due to a back strain</div>								
		MIN	PTS	RBS	AST	FG%	3FG%	FT%																			
19-20	23.8	10.7	2.9	2.6	40.6	33.3	60.4																				
10		<div>JUSTIN MINAYA <i>R-SO. - F - 6-6 - 215 - HARRINGTON PARK, N.J./NORTH VALLEY AT OLD TAPPAN</i></div> <table><tr><th></th><th>MIN</th><th>PTS</th><th>RBS</th><th>AST</th><th>FG%</th><th>3FG%</th><th>FT%</th></tr><tr><td>19-20</td><td>30.6</td><td>8.1</td><td>6.3</td><td>2.3</td><td>40.6</td><td>26.2</td><td>67.4</td></tr><tr><td>Career</td><td>28.0</td><td>7.9</td><td>5.0</td><td>1.8</td><td>40.1</td><td>31.0</td><td>68.3</td></tr></table> <div>Season Highs: 18 points 12 rebounds 4 blocks 5 assists</div>		MIN	PTS	RBS	AST	FG%	3FG%	FT%	19-20	30.6	8.1	6.3	2.3	40.6	26.2	67.4	Career	28.0	7.9	5.0	1.8	40.1	31.0	68.3	<div>- In SEC play, 10.2 points, 8.0 rebounds, 2.5 assists and 1.3 blocks per game</div> <div>- 2nd career double-double vs. Vandy (Jan. 25), 14 points, career high 12 rebounds, 4 assists, 2 steals</div> <div>- 14 points, seven rebounds, three assists and a steal at No. 16 Auburn (Jan. 22)</div> <div>- Career high 18 points, and matched a career high with four 3-pointers in road win at A&M (Jan. 18); also pulled down eight rebounds with five assists vs. the Aggies</div> <div>- Hit two huge 3s in upset win over No. 10/12 Kentucky (Jan. 15); 11 points, 6 rebounds vs. UK</div>
		MIN	PTS	RBS	AST	FG%	3FG%	FT%																			
19-20	30.6	8.1	6.3	2.3	40.6	26.2	67.4																				
Career	28.0	7.9	5.0	1.8	40.1	31.0	68.3																				
12		<div>TRAE HANNIBAL <i>FR. - G - 6-2 - 217 - HARTSVILLE, S.C./HARTSVILLE</i></div> <table><tr><th></th><th>MIN</th><th>PTS</th><th>RBS</th><th>AST</th><th>FG%</th><th>3FG%</th><th>FT%</th></tr><tr><td>19-20</td><td>10.6</td><td>3.1</td><td>2.0</td><td>1.1</td><td>43.9</td><td>0.0</td><td>50.0</td></tr></table> <div>Season Highs: 5 points 4 rebounds 5 assists 3 steals</div>		MIN	PTS	RBS	AST	FG%	3FG%	FT%	19-20	10.6	3.1	2.0	1.1	43.9	0.0	50.0	<div>- Missed the Texas A&M (Jan. 18) and Auburn (Jan. 22) contests due to an ankle sprain</div> <div>- Dished a season high 5 assists, along with four points, 4 rebounds and 3 steals vs. Vandy (Jan. 25)</div> <div>- Scored five points and collected three rebounds in 13 minutes at Tennessee (Jan. 11)</div> <div>- Collected three steals in upset road win at No. 9 Virginia (Dec. 22)</div> <div>- Named the Class 4A co-player of the Year as a senior at Hartsville, finishing his prep career with over 1,500 points, which included a 62-point performance in final high school game</div>								
		MIN	PTS	RBS	AST	FG%	3FG%	FT%																			
19-20	10.6	3.1	2.0	1.1	43.9	0.0	50.0																				
13		<div>MICAIAH HENRY (My-kay-uh) <i>GR. - F - 6-9 - 235 - DECATUR, GA./COLUMBIA/TENN. TECH</i></div> <table><tr><th></th><th>MIN</th><th>PTS</th><th>RBS</th><th>BLK</th><th>FG%</th><th>3FG%</th><th>FT%</th></tr><tr><td>19-20</td><td>4.8</td><td>0.2</td><td>1.2</td><td>0.0</td><td>0.0</td><td>0.0</td><td>20.0</td></tr><tr><td>Career</td><td>16.9</td><td>5.4</td><td>3.2</td><td>1.1</td><td>57.5</td><td>0.0</td><td>45.1</td></tr></table> <div>Season Highs: 1 point</div>		MIN	PTS	RBS	BLK	FG%	3FG%	FT%	19-20	4.8	0.2	1.2	0.0	0.0	0.0	20.0	Career	16.9	5.4	3.2	1.1	57.5	0.0	45.1	<div>- Graduate transfer from Tennessee Tech, where he earned his degree in finance over the summer</div> <div>- Averaged 9.7 points and 4.7 rebounds in 31 appearances last season for the Golden Eagles</div> <div>- Hit 50 percent or better from the floor each of his three seasons at Tennessee Tech, including a career best 61.5 percent as a r-sophomore</div> <div>- Scored two points with two rebounds in exhibition vs. Columbia International</div>
		MIN	PTS	RBS	BLK	FG%	3FG%	FT%																			
19-20	4.8	0.2	1.2	0.0	0.0	0.0	20.0																				
Career	16.9	5.4	3.2	1.1	57.5	0.0	45.1																				
15		<div>WILDENS LEVEQUE (Will-dens La-veck) <i>FR. - F - 6-11 - 230 - BROCKTON, MASS./GOULD ACADEMY</i></div> <table><tr><th></th><th>MIN</th><th>PTS</th><th>RBS</th><th>BLK</th><th>FG%</th><th>3FG%</th><th>FT%</th></tr><tr><td>19-20</td><td>10.4</td><td>2.2</td><td>2.6</td><td>0.7</td><td>58.3</td><td>0.0</td><td>47.8</td></tr></table> <div>Season Highs: 12 points 8 rebounds 3 blocks 2 steals</div>		MIN	PTS	RBS	BLK	FG%	3FG%	FT%	19-20	10.4	2.2	2.6	0.7	58.3	0.0	47.8	<div>- 4 points, 3 rebounds, a block and 3 steals in start at No. 16 Auburn (Jan. 22)</div> <div>- 6 points, 7 rebounds and a pair of steals vs. GW (Dec. 1); 3-of-4 from the field vs. the Colonials</div> <div>- 6 points and a season high 8 rebounds vs. Wichita State (Nov. 26)</div> <div>- Earned first start of his career vs. Garnder-Webb (Nov. 22); blocked a season high three shots</div> <div>- Tallied 12 points (4-4 FG/4-5 FT), along with two steals in win vs. Cleveland State (Nov. 15)</div> <div>- Scored four points and pulled down four rebounds in first career game vs. Wyoming (Nov. 10)</div>								
		MIN	PTS	RBS	BLK	FG%	3FG%	FT%																			
19-20	10.4	2.2	2.6	0.7	58.3	0.0	47.8																				
20		<div>ALANZO FRINK (Ah-LAN-zo) <i>SO. - F - 6-7 - 260 - JERSEY CITY, N.J./ROSELLE CATHOLIC</i></div> <table><tr><th></th><th>MIN</th><th>PTS</th><th>RBS</th><th>BLK</th><th>FG%</th><th>3FG%</th><th>FT%</th></tr><tr><td>19-20</td><td>14.0</td><td>5.6</td><td>3.8</td><td>0.6</td><td>58.2</td><td>0.0</td><td>62.2</td></tr><tr><td>Career</td><td>11.0</td><td>4.0</td><td>2.7</td><td>0.4</td><td>51.6</td><td>16.7</td><td>54.8</td></tr></table> <div>Season Highs: 13 points 10 rebounds 1 block</div>		MIN	PTS	RBS	BLK	FG%	3FG%	FT%	19-20	14.0	5.6	3.8	0.6	58.2	0.0	62.2	Career	11.0	4.0	2.7	0.4	51.6	16.7	54.8	<div>- Career high 13 points, 4-of-5 from the field and 5-of-5 at the free throw line, vs. Vandy (Jan. 25)</div> <div>- Two steals in upset road win at No. 9 Virginia (Dec. 22)</div> <div>- Strong at Clemson, especially during second half, 8 points, 6 rebounds vs. the Tigers (Dec. 15)</div> <div>- Scored 12 points on 5-of-6 shooting and two free throws vs. UNI (Nov. 27)</div> <div>- Posted first-career double-double with 11 points and 10 rebounds - both career highs - in win over Cleveland State (Nov. 15)</div>
		MIN	PTS	RBS	BLK	FG%	3FG%	FT%																			
19-20	14.0	5.6	3.8	0.6	58.2	0.0	62.2																				
Career	11.0	4.0	2.7	0.4	51.6	16.7	54.8																				
21		<div>MAIK KOTSAR (Mike COAT-sar) <i>SR. - F - 6-11 - 270 - TALLINN, ESTONIA/SUNRISE CHRISTIAN ACADEMY</i></div> <table><tr><th></th><th>MIN</th><th>PTS</th><th>RBS</th><th>BLK</th><th>FG%</th><th>3FG%</th><th>FT%</th></tr><tr><td>19-20</td><td>29.2</td><td>9.2</td><td>6.2</td><td>0.8</td><td>49.4</td><td>0.0</td><td>57.5</td></tr><tr><td>Career</td><td>25.4</td><td>7.2</td><td>5.0</td><td>0.6</td><td>45.8</td><td>27.3</td><td>49.4</td></tr></table> <div>Season Highs: 18 points 12 rebounds 2 blocks 7 assists 3 steals</div>		MIN	PTS	RBS	BLK	FG%	3FG%	FT%	19-20	29.2	9.2	6.2	0.8	49.4	0.0	57.5	Career	25.4	7.2	5.0	0.6	45.8	27.3	49.4	<div>- 10 double-figure scoring games, 10 games with 7+ rebounds, 15 games playing 25+ minutes and 12 games with 30+ minutes of action</div> <div>- 6 points, 8 rebounds, team high five assists in 35 minutes at No. 16 Auburn (Jan. 22)</div> <div>- 6 points, 10 rebounds, a career high seven assists and three steals in 37 minutes at A&M (Jan. 18)</div> <div>- 17 points, 8 rebounds, an assists, steal and block, and 7-of-11 from the floor at Tennessee (Jan. 11)</div> <div>- Season high 18 points with 10 rebounds for first double-double of the season vs. Florida (Jan. 7)</div>
		MIN	PTS	RBS	BLK	FG%	3FG%	FT%																			
19-20	29.2	9.2	6.2	0.8	49.4	0.0	57.5																				
Career	25.4	7.2	5.0	0.6	45.8	27.3	49.4																				
24		<div>KEYSHAWN BRYANT <i>SO. - F - 6-5 - 197 - WINTER HAVEN, FLA./WINTER HAVEN</i></div> <table><tr><th></th><th>MIN</th><th>PTS</th><th>RBS</th><th>AST</th><th>FG%</th><th>3FG%</th><th>FT%</th></tr><tr><td>19-20</td><td>20.5</td><td>8.2</td><td>2.8</td><td>1.4</td><td>44.0</td><td>8.3</td><td>57.7</td></tr><tr><td>Career</td><td>23.0</td><td>8.8</td><td>3.6</td><td>1.4</td><td>45.1</td><td>17.1</td><td>57.4</td></tr></table> <div>Season Highs: 15 points 6 rebounds 3 assists 2 blocks 3 steals</div>		MIN	PTS	RBS	AST	FG%	3FG%	FT%	19-20	20.5	8.2	2.8	1.4	44.0	8.3	57.7	Career	23.0	8.8	3.6	1.4	45.1	17.1	57.4	<div>- Suffered head injury at Texas A&M (Jan. 18); missed contest at No. 16 Auburn (Jan. 22)</div> <div>- Season high 15 points in upset win over No. 10/12 Kentucky; 5 dunks vs. the Wildcats</div> <div>- Eight points with a season high six rebounds, two assists and two blocks at Tennessee (Jan. 11)</div> <div>- Season high 14 points, along with three assists in 35 minutes of action vs. Florida (Jan. 7)</div> <div>- 10 points with a pair of steals in just 12 minutes of action at No. 9 Virginia (Dec. 22)</div> <div>- Sidelined for the first eight games of the season with a knee injury suffered in practice during preseason</div>
		MIN	PTS	RBS	AST	FG%	3FG%	FT%																			
19-20	20.5	8.2	2.8	1.4	44.0	8.3	57.7																				
Career	23.0	8.8	3.6	1.4	45.1	17.1	57.4																				
52		<div>JAIR BOLDEN (Jy-ear) <i>R-JR. - G - 6-3 - 215 - BROOKLYN, N.Y./WESTTOWN (PA.)</i></div> <table><tr><th></th><th>MIN</th><th>PTS</th><th>RBS</th><th>AST</th><th>FG%</th><th>3FG%</th><th>FT%</th></tr><tr><td>19-20</td><td>23.4</td><td>9.9</td><td>3.0</td><td>1.4</td><td>43.2</td><td>42.6</td><td>68.2</td></tr><tr><td>Career</td><td>24.5</td><td>8.2</td><td>2.5</td><td>2.2</td><td>37.7</td><td>33.7</td><td>67.2</td></tr></table> <div>Season Highs: 19 points 8 rebounds 3 assists 3 steals</div>		MIN	PTS	RBS	AST	FG%	3FG%	FT%	19-20	23.4	9.9	3.0	1.4	43.2	42.6	68.2	Career	24.5	8.2	2.5	2.2	37.7	33.7	67.2	<div>- 13 points, two assists and a trio of 3-pointers in win vs. Vandy (Jan. 25)</div> <div>- Scored 10 points off the bench at No. 16 Auburn (Jan. 22)</div> <div>- 19 points, career high five 3s, season high six assists and two steals in 33 minutes at A&M (Jan. 18)</div> <div>- Scored 12 points for his ninth double-figure scoring game of the season vs. Florida (Jan. 7)</div> <div>- 20 points, matched career highs with 8 made FGs and 3 made 3s, in road win at No. 9 UVA (Dec. 22)</div> <div>- Big second half in road win at Clemson (Dec. 15), scored 10, and hit a pair of crucial late 3s</div>
		MIN	PTS	RBS	AST	FG%	3FG%	FT%																			
19-20	23.4	9.9	3.0	1.4	43.2	42.6	68.2																				
Career	24.5	8.2	2.5	2.2	37.7	33.7	67.2																				
14		<div>NATHAN NELSON <i>SO. - F - 6-6</i> - Saw action in four contests last season</div>	<div>MIKE GREEN <i>FR. - G - 6-1</i> - Rookie guard who scored over 2,000 career points in high school</div>		<div>SEVENTH WOODS <i>SR - G - 6-2</i> - Due to NCAA transfer rules, can not play in 2019-20 - Transfer from UNC</div>	<div>**projected starters shaded in gray</div>																					
	23			25																							

STAT COMPARISON

	SC	ARKANSAS	NCAA Rank
Record	11-8	15-4	130/26
Conference Record	3-3	3-3	-
Current Streak	W1	W1	-
Scoring Avg.	70.8	74.1	197/111
Opponent Scoring Avg.	66.7	63.2	114/42
Scoring Margin	+4.1	+10.9	143/34
Field Goal %	.436	.445	192/134
Opponent Field Goal %	.386	.400	26/53
3-Point Field Goal %	.311	.314	287/277
Opponent 3-Point Field Goal %	.298	.243	39/1
3-Point Field Goals Made PG	5.7	7.4	302/176
3-Point Field Goal Attempts PG	18.4	23.5	317/164%
Free Throw %	.612	.737	344/79
Opponent Free Throw %	.722	.699	-
Rebounding Avg.	37.6	32.7	95/315
Opponent Rebounding Avg.	34.4	38.3	-
Rebounding Margin	+3.2	-5.5	101/336
Turnovers Avg.	13.5	11.8	192/44
Opponent Turnover Avg.	15.1	17.2	75/20
Assists Avg.	14.2	12.8	108/216
Blocks Avg.	4.2	4.6	69/45
Steals Avg.	7.7	8.6	78/28

% indicates total attempts

NCAA stats games through Jan. 27

INTERVIEW POLICIES

All interview requests must be made in advance to SID Emily Miles in the South Carolina Athletics Communications and Public Relations Office. Beginning with the start of practice in October, Miles will release a weekly coach and student-athlete availability schedule to media.

Post-Game Interview Policy: After each home game, the visiting coach will address the media first, followed by South Carolina student-athletes then South Carolina head coach Frank Martin. (Depending on deadline, this may be altered on a game-by-game basis).

Road Interview Policy: Interviews with Coach Martin and Gamecock student-athletes while on the road will be scheduled according to the home post-game media procedure.

All interviews are to be coordinated through the Communications and Public Relations Office. This allows the staff to arrange the interview when it best suits the student-athlete's and the reporter's schedules. Please contact the Communications and Public Relations Office in advance to make your interview requests. Media are not permitted to contact student-athletes on their own at any time.

All interviews will take place at the designated media interview site for that day as listed in the weekly availability schedule.

Dormitory, apartment and cell phone numbers for student-athletes will not be provided to the media. Should you need to conduct a telephone interview with a student-athlete, a call will be placed to you from the student-athlete at a mutually agreeable time.

SOUTH CAROLINA MEDIA RELATIONS

Emily Miles, primary contact

Associate Director

cell: 803-727-3284

e-mail: efeeney@mailbox.sc.edu

Twitter: @EmilyMiles_SID

Website: www.GamecocksOnline.com

Facebook: www.Facebook.com/GamecockMBB

Twitter: @GamecockMBB

Instagram: @GamecockMBB

MORE ON THE NUMBERS

14/12

> R-sophomore forward Justin Minaya scored 14 points and pulled down a career best 12 rebounds in Carolina's win over Vanderbilt. Over the course of the last five games, he is averaging a team high 8.6 rebounds per contest.

10+

> With their 11 league wins last season, Carolina has had double-figure SEC wins in three of the last four seasons, posting 11+ wins and earning a double-bye in the SEC Tournament in each of those campaigns (11 in 2016, 12 in 2017, 11 in 2019).

36.2%

> In strictly SEC games, Carolina is third in the league in 3-point field goal shooting at 36.2%. On the opposite side, the Gamecocks are second in 3-point FG% defense, holding SEC opponents to just 26.3%.

1.1

> The Gamecocks are second in the SEC in strictly league games with an assist to turnover ratio of 1.1. Arkansas is the conference leader (league games) at 1.4.

A SOUTH CAROLINA WIN WOULD ...

- Be the second-straight win over Arkansas and the first at Bud Walton since 2016
- Be Carolina's first back-to-back wins vs. the Razorbacks since the 2008 and 2009 SEC regular-seasons
- Improve the Gamecocks to 5-2 in away games this season
- Improve Martin to 5-6 all-time vs. the Razorbacks

> South Carolina and LSU are the only SEC schools with four road wins this season.

> The Gamecocks suffered an 80-67 road loss at No. 16/16 Auburn on Jan. 22. R-freshman guard Jermaine Couisnard led the Gamecocks with 16 points, while Justin Minaya (14), AJ Lawson (11) and Jair Bolden (10) were also in double figures. Carolina hit 47.5 percent (29-61) from the field vs. the Tigers, but were just 3-of-9 from the free throw line, compared to an 18-of-21 mark at the line from Auburn. > The Gamecocks won their second-straight and captured their first SEC road win on Jan. 18 with a dominant victory at Texas A&M. Carolina matched its school record with 16 made 3-pointers in the contest, behind a career high five from R-junior guard Jair Bolden.

> R-sophomore forward Justin Minaya scored a career best 18 points in Carolina's win vs. the Aggies. He hit six baskets, including four 3s, also dished five assists and pulled down eight rebounds in a career best 40 minutes. He became the first Gamecock to play all 40 minutes of a contest since Duane Notice hit the mark - also vs. the Aggies - on Feb. 21, 2015. > R-freshman guard Jermaine Couisnard followed up his standout performance vs. Kentucky with another strong outing vs. A&M. He hit seven baskets, including three 3-pointers, for 17 points, and also dished three assists.

> Couisnard was named the SEC Freshman of the Week on Jan. 20 following his standout week vs. Kentucky and Texas A&M. The following day he was also named the CBS Sports/USBWA National Freshman of the Week.

> South Carolina collected its first win of the 2020 SEC campaign on Jan. 15, as r-freshman guard Jermaine Couisnard sank a long 3-point buzzer-beater to give the Gamecocks an 81-78 upset win over No. 10/12 Kentucky at Colonial Life Arena. The win was Carolina's second this season over a top-10 opponent.

> Couisnard led four Gamecocks in double figures with a season high 26 in the win over UK. TJ Moss added 10, his first double-figure outing of the season, Justin Minaya scored 11 and sophomore forward Keyshawn Bryant had a season high 15 points. > In home games this season, Carolina is averaging 72.9 points per outing and 42.2 percent from the field.

> Since the beginning of the 2016 SEC campaign, Carolina is 28-11 (.717) in conference home contests.

INJURY REPORT

- Sophomore forward Keyshawn Bryant missed the first eight games due to a left knee injury; and he missed the Jan. 22 contest at Auburn due to a head injury
- R-freshman guard Jermaine Couisnard missed the Jan. 7 Florida contest due to a back strain
- Freshman guard Trae Hannibal missed the A&M (Jan. 18) and Auburn (Jan. 22) contests due to an ankle sprain

> In its 11 wins, the Carolina defense is holding opponents to just 35.8 percent from the field and 26.3 percent from 3-point range.

> Martin is 33-45 (.423) against ranked opponents as a head coach. His teams have four wins over opponents ranked in the top five, and two wins over opponents who are ranked No. 1.

> The Gamecocks are 4-2 on the road this season, and are 26-35 (42.6%) in road contests dating back to the 2014-15 campaign.

THROUGH 19 GAMES ...

> Sophomore guard AJ Lawson paces the Gamecocks with 13.7 points per game. Lawson also has a team high 33 3-pointers on the year and is dishing out 2.0 assists per game.

> Senior forward Maik Kotsar has scored 175 points through the first 18 games, and is 145 points away from 1,000 for his career.

> R-sophomore forward Justin Minaya paces the Gamecocks with 6.3 rebounds per game, which is 14th in the SEC.

> The Gamecocks are holding opponents to just 38.6 percent from the floor, which ranks second in the SEC and 26th nationally.

> Carolina has dished at least 13 assists in 14 games, including 22 in the Jan. 18 road win at Texas A&M.

> R-freshman guard Jermaine Couisnard is averaging a team high 2.6 assists per game. He has 14 games this season with two or more assists.

> Carolina has held its opponent to less than 40 percent from the field on nine occasions, including holding Wyoming to 23.1 percent and only nine made field goals.

> The Gamecocks are 10-2 in games in which they lead at the half.

> Carolina is 9-2 in games in which Jair Bolden scores in double figures.

KEY STAT

> In six road games, Carolina is averaging 70.7 points per contest, and 47.1 percent (161-342) from the field. Sophomore guard AJ Lawson is averaging 14.3 points per contest, Jermaine Couisnard 12.0 and Jair Bolden 10.5 points per game. > Carolina is holding opponents to just 38.3 percent from the field on their home court this season as well.

CAROLINA BENCH PRODUCTION

GAME	SC-OPP	DIFF.	SC HIGH BENCH SCORER
North Alabama	26-21	+5	McCreary/Cousnard, 9
Wyoming	28-13	+15	Cousnard, 12
Cleveland State	34-26	+8	Leveque, 12
Boston U	8-19	-11	Cousnard, 6
Gardner-Webb	32-9	+23	Cousnard, 16
vs. Wichita State	14-31	-17	Cousnard, 7
vs. UNI	21-28	-7	Frink, 12
George Wash.	17-15	+2	Cousnard, 12
at UMass	42-14	+28	Cousnard, 16
Houston	20-21	-1	Moss, 7
at Clemson	16-11	+5	Frink, 8
at Virginia	8-17	-9	Cousnard/Hannibal, 4
Stetson	2-17	+10	Cousnard, 9
Florida	8-9	-1	Hannibal, 4
at Tennessee	24-8	+16	Cousnard, 15
Kentucky	24-31	-7	Moss, 10
at Texas A&M	27-15	+12	Bolden, 19
at Auburn	16-38	-22	Bolden, 10
Vanderbilt	46-18	+28	Frink/Bolden, 13
Arkansas			
Missouri			
at Ole Miss			
Texas A&M			
at Georgia			
Tennessee			
at Miss. State			
LSU			
Georgia			
at Alabama			
Miss. State			
at Vanderbilt			

CAROLINA SPECIALTY STATS

(PP) points in paint; (OT) points off turnovers; (2nd) second chance points; (FB) fast break points

(South Carolina-Opponent)

GAME	PP	OT	2ND	FB
North Alabama	36-20	19-14	16-6	22-4
Wyoming	26-8	19-2	10-2	19-2
Cleveland State	32-32	26-7	21-6	22-9
Boston U	34-30	7-13	22-18	9-7
Gardner-Webb	32-22	13-7	9-6	12-5
vs. Wichita State	14-26	8-20	8-2	2-11
vs. UNI	28-28	13-8	11-7	9-5
George Wash.	42-28	6-14	8-19	18-9
at UMass	52-22	20-11	14-6	22-11
Houston	18-28	11-6	8-12	4-15
at Clemson	24-10	15-12	7-8	6-0
at Virginia	28-20	23-13	11-9	16-6
Statson	28-16	10-18	5-5	12-6
Florida	28-28	13-17	6-10	8-11
at Tennessee	28-14	17-12	8-11	7-3
Kentucky	34-26	19-9	16-10	10-8
at Texas A&M	22-28	15-21	12-8	11-14
at Auburn	36-32	9-16	10-8	10-14
Vanderbilt	44-26	14-9	15-11	16-6
at Arkansas				
Missouri				
at Ole Miss				
Texas A&M				
at Georgia				
Tennessee				
at Miss. State				
LSU				
Georgia				
at Alabama				
Miss. State				
at Vanderbilt				
SC Total	586	277	217	235
SC Average	30.8	14.6	11.4	12.4
Opp Total	444	229	164	146
Opp Average	23.4	12.1	8.6	7.7



SOUTHEASTERN CONFERENCE STANDINGS

As of Jan. 25

Team	Conference	Overall
LSU	6-0	15-4
Kentucky	5-1	15-4
Alabama	4-2	12-7
Auburn	4-2	17-2
Florida	4-2	12-7
Tennessee	4-2	12-7
Arkansas	3-3	15-4
Mississippi State	3-3	12-7
South Carolina	3-3	11-8
Texas A&M	3-3	9-9
Georgia	1-5	11-8
Ole Miss	1-5	10-9
Missouri	1-5	9-10
Vanderbilt	0-6	8-11

SCORES AND SCHEDULE IN THE SEC

Tuesday, January 28

*Texas A&M at Tennessee SEC Network 6:30 pm
 *Mississippi State at Florida ESPN2 7:00 pm
 *Georgia at Missouri SEC Network 8:30 pm
 *Auburn at Ole Miss ESPN2 9:00 pm

Wednesday, January 29

*Vanderbilt at Kentucky SEC Network 6:30 pm
 *Alabama at LSU ESPN2 7:00 pm
 *South Carolina at Arkansas SEC Network 8:30 pm

Saturday, February 1

*Ole Miss at LSU ESPN2 12:00 pm
 *Texas A&M at Georgia SEC Network 1:00 pm
 *Tennessee at Mississippi State ESPN2 2:00 pm
 *Missouri at South Carolina SEC Network 3:30 pm
 *Kentucky at Auburn ESPN 6:00 pm
 *Arkansas at Alabama SEC Network 6:00 pm
 *Florida at Vanderbilt SEC Network 8:30 pm

SEC DID YOU KNOW?

Six SEC coaches - Bruce Pearl, Tom Crean, John Calipari, Ben Howland, Frank Martin and Rick Barnes - have been head coaches in the Final Four with two winning national championships.

ASSOCIATED PRESS TOP 25

Jan. 27, 2020

Rk.	Team	Record	Pts.
1	Baylor	17-1	1578
2	Gonzaga	21-1	1552
3	Kansas	16-3	1434
4	San Diego State	21-0	1408
5	Florida State	17-2	1318
6	Louisville	17-3	1277
7	Dayton	18-2	1163
8	Villanova	16-3	1110
9	Duke	16-3	1084
10	Seton Hall	15-4	1055
11	Oregon	17-4	926
12	West Virginia	16-3	874
13	Kentucky	15-4	839
14	Michigan State	15-5	751
15	Maryland	16-4	650
16	Butler	16-4	631
17	Auburn	17-2	619
18	Iowa	14-5	545
19	Illinois	15-5	483
20	Colorado	16-4	314
21	Houston	16-4	296
22	LSU	15-4	260
23	Wichita State	17-3	161
24	Penn State	14-5	114
25	Rutgers	15-5	102

Others receiving votes: Creighton 59, Arizona 55, Texas Tech 33, Ohio State 16, Indiana 15, East Tennessee State 14, Northern Iowa 13, Memphis 11, USC 9, Rhode Island 6, Purdue 6, Florida 4, Arkansas 3, Tulsa 3, SMU 3, Saint Mary's 3, Wisconsin 1, Akron 1, Harvard 1

Dropped from rankings: Texas Tech 18, Memphis 20, Arizona 22

ESPN/USA TODAY TOP 25

Jan. 27, 2020

Rk.	Team	Record	Pts.
1	Baylor	17-1	782
2	Gonzaga	21-1	780
3	Kansas	16-3	711
4	San Diego State	21-0	701
5	Louisville	17-3	646
6	Florida State	17-2	632
7	Dayton	18-2	593
8	Duke	16-3	565
9	Seton Hall	15-4	521
10	Villanova	16-3	511
11	West Virginia	16-3	432
12	Oregon	17-4	424
13	Kentucky	15-4	414
14	Michigan State	15-5	403
15	Maryland	16-4	362
16	Auburn	17-2	312
17	Butler	16-4	282
18	Iowa	14-5	268
19	Illinois	15-5	235
20	Houston	16-4	157
21	Colorado	16-4	121
22	Wichita State	17-3	115
23	Penn State	14-5	76
24	LSU	15-4	74
25	Rutgers	15-5	72

Others receiving votes: Arizona 49, Texas Tech 47, Creighton 41, Ohio State 14, Indiana 14, Tulsa 12, Saint Mary's 8, Marquette 7, Yale 7, Arkansas 6, Northern Iowa 2, East Tennessee State 1, Stanford 1, USC 1, Memphis 1

Dropped from rankings: Texas Tech 18, Memphis 20, Arizona 21

SERIES BREAKDOWN

- > Arkansas holds a slight 20-14 upperhand in the all-time series with South Carolina
- > All 34 games in the series have come in SEC play
- > The Gamecocks last won consecutive games vs. the Razorbacks during the 2008 (1/16/08 - Fayetteville) and 2009 (2/21/09 - Columbia) SEC regular seasons
- > Below is a breakdown of the last 10 games in the series:

ARKANSAS (14-20)

H: 8-6; A: 4-11; N: 2-3

J. 26, 2013	H	75-54	W	
F. 19, 2014	A	64-71		L
M. 13, 2014	N	71-69	W	
F. 3, 2015	A	55-75		L
M. 5, 2015	H	74-78		L
M. 5, 2016	A	76-61	W	
F. 15, 2017	H	76-83		L
F. 6, 2018	A	65-81		L
M. 8, 2018	N	64-69		L
F. 9, 2019	H	77-65	W	

HONORS COURT

> JAIR BOLDEN

- Dec. 23, Co-SEC Player of the Week

> JERMAINE COUISNARD

- Jan. 20, SEC Freshman of the Week
- CBS Sports/USBWA Fresh. of the Week (Jan. 21)

> AJ LAWSON

- Coaches Preseason All-SEC First Team
- Jerry West Award Preseason Watch List

> MAIK KOTSAR

- 2019-20 Senior CLASS Award Candidate

FRANK MARTIN HONORS

2016-17, Recipient

Jim Phelan National Coach of the Year
CollegeInsider.com

2015-16, Recipient

Jim Phelan Award Mid-Season Honors
CollegeInsider.com

2009-10, Finalist

National Coach of the Year
Associated Press
Naismith Trophy Coach of the Year
Atlanta Tipoff Club

2009-10, Finalist

Jim Phelan National Coach of the Year
CollegeInsider.com

2009-10 District Coach of the Year

National Association of Basketball Coaches
U.S. Basketball Writers Association

2009-10 Big 12 Coach of the Year

League Coaches, Associated Press, The Sporting News, Kansas City Star

2007-08 Big 12 Coach of the Year

CollegeInsider.com

KOTSAR CONTINUES STRONG SENIOR CAMPAIGN

> Senior forward Maik Kotsar is such a strong component for the Gamecocks on the defensive end, but during his senior campaign, his offense and rebounding have been key.

> Kotsar has led or shared the team lead in scoring six times this season, including in two of Carolina's SEC games. He has also scored in double figures 10 times, which is one game of matching his career high for a season of 11 double-figure scoring contests, which he did as a sophomore.

> Earlier in non-conference play, Kotsar scored in double figures in a career-best five-straight contests, starting with 14 points vs. Boston U (Nov. 19). He scored 11 points vs. Gardner-Webb (Nov. 22), before leading the Gamecocks with 12 points, three assists, two blocks and three steals, while also pulling down seven rebounds vs. Wichita State (Nov. 26), and he was strong again vs. UNI (Nov. 27), scoring 12 with two blocks, en route to Cancun Challenge All-Tournament Team honors. Kotsar returned to Columbia to pace Carolina with 17 points, nine rebounds and another two-block performance in the home win over George Washington (Dec. 1). Kotsar also led the Gamecocks with 35.4 minutes per game during that stretch.

> Kotsar snapped his double-figure streak at UMass, however, he scored nine points, pulled down a team high nine rebounds, dished five assists and had three steals in 27 minutes of action. He also collected a crucial loose ball late in the contest on the defensive end.

> Kotsar has scored in double figures vs. Houston, and in the win at Clemson, while also scoring 11 vs. Stetson. > In SEC games, Kotsar is averaging 8.2 points, and 7.0 rebounds (14th in the SEC), and team highs of 2.8 assists and 1.3 steals per game.

> Kotsar continues to be the SEC's active leader with 591 career rebounds.

MINAYA STRONG IN LEAGUE PLAY

> R-sophomore forward Justin Minaya averaged 14.0 points and 9.5 rebounds per game last week in a road matchup at No. 16/16 Auburn and a home win over Vanderbilt. The Harrington Park, N.J., native scored 14 points and pulled down seven rebounds in Carolina's road contest against the Tigers. He followed with a 14-point, 12-rebound performance, collecting his second career, and second of the season, double-double, with a new career high of 12 boards. Six of his rebounds against the Commodores were on the offensive glass, and he also contributed four assists, a block and a pair of steals in a team high 35 minutes of action. Minaya has now hit double-figures in four-straight contests and is averaging 10.2 points per game in SEC action.

SCOUTING THE RAZORBACKS

> Arkansas is 15-4 this season and 3-3 in SEC games.

> Head coach Eric Musselman is in his first season leading the Razorbacks and his fifth season overall as a college head coach.

> Arkansas is 11-1 in home games this season with its lone loss coming on Jan. 18 vs. Kentucky.

> The Razorbacks have SEC home wins over Texas A&M and Vanderbilt.

> Arkansas most recently posted a 78-67 win over TCU in the SEC/Big 12 Challenge.

> The Razorbacks have lost two-straight SEC games entering Wednesday's matchup vs. the Gamecocks.

> Three average double-figures for Arkansas, led by Mason Jones' 18.4 points per outing. Isaiah Joe (16.8) and Jimmy Whitt Jr. (15.3) are also in double figures.

> Arkansas leads the nation in opponent 3-point field goal percent, as the Razorbacks are holding their competition to just 24.3 percent (81-333) from 3-point range this season.

> In the SEC stats (overall games), Arkansas is fifth in free throw percent (73.7%), sixth in field goal percent defense (40.0%), first in 3-point field goal percent defense (24.3%), first in steals (8.6) and second in assist to turnover ratio (1.1).

FRANK MARTIN

> South Carolina head coach Frank Martin is in his eighth season leading the Gamecocks and 13th season overall as a head coach in 2019-20. Martin, the 2017 Jim Phelan National Coach of the Year (*CollegeInsider.com*), led South Carolina to its first Final Four and a school record 26 wins in 2016-17. In his 12 complete seasons as a head coach, Martin has led his teams to at least 21 wins seven times. Martin is a native of Miami, Fla., and a graduate of FIU.

> Prior to his time on the sidelines in the college ranks, Martin spent 15 years in high school coaching in Miami, Fla., including the last seven as a head coach. He was part of five state championships as an assistant at Miami Senior High School (1985-93), before earning two titles as the program's head coach (1995-98). Highlighting Martin's stint as the head coach of the program were consecutive 30-win seasons and consecutive Florida 6A State Championships in 1996 and 1997, with his 1997 squad earning a 36-1 overall record and ranking No. 4 in the USA Today Top 25 Poll. He also served as the head coach at North Miami Senior High School (1993-95) and one season at Booker T. Washington High School (1999-2000).

> Among active Division I head coaches, South Carolina's Frank Martin holds the eighth-highest (tied with Villanova's Jay Wright) NCAA Tournament winning percentage (.667) behind only Duke's Mike Krzyzewski, North Carolina's Roy Williams, Texas Tech's Chris Beard, Kentucky's John Calipari, Michigan State's Tom Izzo, Kansas' Bill Self and Virginia's Tony Bennett.

NOTES TO KNOW

> South Carolina is led by eighth-year head coach Frank Martin. Martin, the 2017 Jim Phelan National Coach of the Year, owns a 257-168 record in his 13th season as a head coach, and a 140-114 record in his eighth season at Carolina.

> Joining Martin on the sidelines is a veteran staff, including assistant coaches Perry Clark (seventh season), Chuck Martin (third season) and Bruce Shingler (fourth season), director of basketball operations Andy Assaley (eighth season) and strength and conditioning coach Scott Greenawalt (eighth season), and several support staff members.

> South Carolina returns a core group from last season's squad, while welcoming seven newcomers to Columbia, including five freshmen — Trey Anderson, Jalyn McCrea, Trae Hannibal, Wildens Leveque and Mike Green, transfer Seventh Woods (North Carolina/not eligible this season due to NCAA transfer rules) and graduate transfer Micaiah Henry (Tennessee Tech/immediately eligible).

> Carolina's top returning scorer, and 2019 SEC All-Freshman Team honoree, is sophomore guard AJ Lawson, who scored 13.4 points per outing last season, while dishing 2.9 assists per game. Over the summer,

KEY STAT

The Gamecocks are 58-2 (.967) when scoring 80 or more points under the direction of head coach Frank Martin. The only two losses came against Alabama - in the four overtime thriller during SEC play in 2017 - and vs. Stony Brook early in the 2019-20 season.

LAST SEASON VS. ARKANSAS



77

GAME 23 (12-11, 7-3 SEC)

Columbia, S.C.

Colonial Life Arena

Feb. 9, 2019

Lawson tallies game high 24



65

COLUMBIA, S.C. (AP) -- South Carolina freshmen A.J. Lawson and Keyshawn Bryant live together as roommates. And they are getting to know what the other one is getting ready to do on the court.

That connection helped the Gamecocks (12-11, 7-3 Southeastern Conference) overcome a 13-point second half deficit and beat Arkansas 77-65 on Saturday.

The Gamecocks remain the SEC's biggest surprise in fourth place after going 5-8 in nonconference play.

Lawson and Bryant scored 31 of South Carolina's 46 second-half points. Lawson started things with back-to-back 3-pointers after Arkansas went up 50-37 with 15:30 to go.

Bryant then added some slashing drives. And when Lawson found Bryant soaring from an alley-oop, the Gamecocks were up 59-54 with 8:45 left and Colonial Life Arena was as loud as it has been this season.

"When he started doing something, I started doing something," Bryant said.

Arkansas (14-9, 5-5) had one last run, taking a 61-59 lead with six minutes left. But Lawson, Bryant and senior Chris Silva helped South Carolina end the game on an 18-4 run. The Gamecocks made 16 of their last 22 shots.

"They did a good job of attacking us," Arkansas coach Mike Anderson said. "And we had a few guys who were spent."

Jalen Harris led Arkansas with 17 points, while Mason Jones added 15 points.

With Jones' early 3-pointer, Arkansas has hit a 3-pointer in each of its last 1,000 games, the fifth-longest streak in the country. UNLV is tops at 1,067 games.



Official Basketball Box Score - Game Totals - Final Statistics

Arkansas vs South Carolina

2/9/19 3:30 p.m. ET at Columbia, S.C. (Colonial Life Arena)

Arkansas 65 • 14-9, 5-5 SEC

#	Player	Total	FG		3-Ptr		Reb		Def	PF	TP	A	TO	Blk	Stl	Min
			FGA	FG-FGA	FT	FTA	Off	Def								
02	BAILEY, Adrio	f	2-4	0-1	2-2	3	3	6	4	6	1	0	1	3	25	
10	GAFFORD, Daniel	f	4-5	0-0	0-1	2-3	5	4	8	1	2	0	2	22		
01	JOE, Isaiah	f	4-11	3-9	0-0	1-2	3	2	11	0	0	1	2	29		
05	HARRIS, Jalen	J	5-16	0-2	7-10	1	2	3	17	2	5	0	2	36		
13	JONES, Mason	J	4-9	3-6	4-5	0	3	3	2	15	4	5	1	2	34	
00	SILLS, Desi	J	0-1	0-0	0-0	0	1	1	0	2	1	0	0	0	7	
26	EMERY-SIMPSON, K.	J	2-6	0-3	0-0	0	1	1	2	4	0	0	0	1	15	
22	OSABUOHEN, Gabe	J	0-3	0-1	0-0	1	1	2	0	1	0	1	0	1	20	
35	CHANEY, Reggie	J	1-2	0-0	2-2	0	3	3	1	4	0	1	1	0	12	
	Team					1	1	2								
	Totals		22-57	6-22	15-20	9	20	29	18	65	11	14	4	13	200	

FG % 1st Half: 12-32 37.5% 2nd half: 10-25 40.0% Game: 22-57 38.6% Deadball Rebounds 2
3FG % 1st Half: 3-14 21.4% 2nd half: 3-8 37.5% Game: 6-22 27.3%
FT % 1st Half: 8-10 80.0% 2nd half: 7-10 70.0% Game: 15-20 75.0%

South Carolina 77 • 12-11, 7-3 SEC

#	Player	Total	3-Ptr		Rebounds							PF	TP	A	TO	Blk	Stl	Min
			FG	FGA	FGA	FTA	Off	Def	TP	FT								
21	KOTSAR, Maik	f	2-6	0-0	0-0	1	3	4	3	1	4	2	3	1	0	1	28	
24	BRYANT, Keyshawn	f	7-11	1-2	2-7	1	2	3	1	17	1	5	1	2	35	1	35	
30	SILVA, Chris	f	4-5	0-0	8-10	2	6	8	3	16	0	3	3	1	30	1	30	
00	LAWSON, A.J.	f	8-12	4-5	4-5	1	6	7	2	24	3	4	0	0	33	1	33	
04	CAMPBELL, Tre	g	1-6	1-3	1-2	0	1	1	4	4	3	1	0	0	18	1	18	
02	GRAVETT, Hassani	f	3-6	3-4	0-0	0	5	5	3	9	3	3	0	1	31	1	31	
13	HAASE, Felipe	f	1-2	1-1	0-0	0	5	5	1	3	3	1	0	0	20	1	20	
20	FRINK, Alanzo	f	0-0	0-0	0-0	0	0	0	1	0	0	0	1	0	2	1	2	
23	HINSON, Evan	f	0-0	0-0	0-0	0	0	0	1	0	0	0	0	0	3	1	3	
	Team					3	0	3										
	Totals		26-48	10-15	15-24	8	28	36	19	77	15	21	5	4	200	1	200	

FG % 1st Half: 9-20 45.0% 2nd half: 17-28 60.7% Game: 26-48 54.2% Deadball Rebounds 3.1
3FG % 1st Half: 5-7 71.4% 2nd half: 5-8 62.5% Game: 10-15 66.7%
FT % 1st Half: 8-14 57.1% 2nd half: 7-10 70.0% Game: 15-24 62.5%

Officials: Pat Adams, Bart Lenox, Will Howard
Technical fouls: Arkansas=None, South Carolina=None.
Attendance: 12374

Score by periods	1st	2nd	Total
Arkansas	35	30	65
South Carolina	31	46	77

Last FG - AR 2nd-03:11, SC 2nd-00:51.
Largest lead - AR by 13 2nd-15:37, SC by 12 2nd-00:41.
AR led for 29:24, SC led for 07:59. Game was tied for 02:37.

	In	Off	2nd	Fast
Points	Paint	T/O	Chance	Break
AR	26	25	15	10
SC	24	14	12	8

Score tied - 4 times.
Lead changed - 4 times.

GAME NOTABLES (LAST 3 GAMES)

JAN. 18, AT TEXAS A&M

> After not playing in a win over No. 10 Kentucky earlier in the week, redshirt junior Jair Bolden bounced back in a big way with a team-high 19 points off the bench. He played 34 minutes and knocked down a career-high five 3s on seven attempts from downtown.

> Redshirt sophomore Justin Minaya had one of the best games of his career to date with 18 points (career high), eight rebounds and five assists. He played all 40 minutes, becoming the first Gamecock since former standout Duane Notice (2/21/15 vs. Texas A&M) to stay on the court the entire game.

> Redshirt freshman Jermaine Cousnard continued to roll with 17 points in just his second career start.

> Sophomore AJ Lawson added 13 points thanks to four 3s. He was limited to just 16 minutes due to foul trouble.

> Senior Maik Kotsar led the team with 10 rebounds and a career-high seven assists.

> With the victory today, South Carolina improves to 4-1 in true road contest this season.

> In eight seasons under head coach Frank Martin since 2012-13, the Gamecocks improve to 57-2 when scoring 80 or more points (4-0 this season).

JAN. 22, AT NO. 16/16 AUBURN

> Redshirt freshman guard Jermaine Cousnard logged his fourth straight SEC game in double figures leading the team with 16 points.

> Redshirt sophomore Justin Minaya followed up a career-best effort at Texas A&M with 14 points tonight against the Tigers. He was 6-of-12 from the field and also pulled down seven rebounds.

> Sophomore AJ Lawson (11) and redshirt junior Jair Bolden (10 - all in the second half) joined Cousnard and Minaya in double figures.

> For the second straight game, senior Maik Kotsar led Carolina in rebounds (8) and assists (5).

JAN. 25, VANDERBILT

> Redshirt sophomore Justin Minaya had 14 points and a career-high 12 rebounds for his second career double-double. The Harrington Park, N.J., native, also had a double-double in the season-opening win vs. North Alabama (11/6/19) with 17 points and 11 rebounds.

> Freshman Jalyn McCreary had a career-high 11 points in 14 minutes off the bench, marking his first ever game in double figures.

> Sophomore AJ Lawson (14), redshirt junior Jair Bolden (13) and sophomore Alanzo Frink (13) also joined Minaya and McCreary in double figures. Frink's 13 were a career high and marked his fifth game scoring 10 or more this season. He went 5-for-5 at the free throw line.

> The Gamecocks' 44 points in the paint were a season-high in league play and the team's most since scoring 52 inside during a road win at UMASS (12/4/19) earlier in the season.

> Carolina had 20 assists by nine different players. Freshman Trae Hannibal led the team with a career-high five helpers and no turnovers.

> The Gamecocks improve to 58-2 in the Frank Martin era the past eight seasons (2012/13-Present) when scoring 80 or more.

BENSON, IRIEL SIGN IN FALL



SIGNED

PATRICK IRIEL
COLUMBIA, S.C.
A.C. FLORA

“

Patrick reminds me a lot of a young Maik Kotsar. In his size, strength and ability to move. I've seen him over the last five years continue to improve as a player, to where he's become an offensive threat from the post and the perimeter from a shot-making standpoint, and he is a tremendous rebounder. I'm excited as to who he can be with the way we utilize our bigs, and his work ethic coupled with [strength coach] Scott Greenawald and the way we play.

- Head Coach Frank Martin



SIGNED

JAV'ON BENSON
COLUMBIA, S.C.
RIDGE VIEW

“

Ja'Von is young, and obviously, being local, I've been watching him for the past four years. His potential is unbelievable. He is a 6'8" with a 7'3" reach, athletic player, who is still only 17 years old. He is a young man who can really move, and has the competitiveness, strength and athleticism to really flourish in how we do things.

- Head Coach Frank Martin



“

Lawson competed for Team Canada at the FIBA U19 World Cup in Greece, leading the Canadians with 16.7 points per outing, including an event-high 31 points vs. Senegal.

> South Carolina returns 43.9 percent of scoring from a year ago, 48.3 percent of its made field goals, and 45.7 percent of its rebounding, following the graduation of All-SEC forward Chris Silva, who led the Gamecocks with 15.2 points and 7.6 rebounds per game, and 150 made field goals last season.

> Sophomore guard AJ Lawson is Carolina's top returning scorer after contributing 13.4 points per outing last season. Lawson, who was named to the Jerry West Award Watch List in October, posted 18 double-figure scoring games last season, including six 20-point performances.

> Sophomore guard AJ Lawson hit seven buckets, including a pair of 3s, and was a career best 12-of-13 at the foul line to post a new career high 28 points in leading the Gamecocks over Cleveland State on Nov. 15 at Colonial Life Arena. Classmate Alanzo Frink posted the first double-double of his career as well, scoring 11 with 10 boards, including eight on the offensive glass.

> Senior forward Maik Kotsar was named to the All-Tournament Team at the Cancun Challenge, after scoring 12 points in each matchup at the event.

> Sophomore guard AJ Lawson posted his fourth 20-point game of the season with a game-high 24 on eight bade baskets and six made free throws in the win at UMass.

> The Gamecocks suffered a home loss to Houston on Dec. 8. The Carolina offense hit just 32.3 percent from the field, and the Cougars claimed the road win. Senior forward Maik Kotsar led Carolina with 12 points, and sophomore guard AJ Lawson added 10 in the loss. Carolina hit six 3s vs. Houston, it's highest output from beyond the arc since hitting 7-of-19 attempts from range vs. Northern Iowa.

> Carolina claimed a Palmetto Series point with a big road win over intrastate rival and ACC opponent Clemson Dec. 15 at Littlejohn Coliseum. The 67-54 victory snapped a three-game Tiger win streak in the series, and was Carolina's first at Littlejohn since 2011.

> In that Clemson victory, sophomore guard AJ Lawson scored a team high 20, along with 11 from senior forward Maik Kotsar and 10 from r-junior guard Jair Bolden to round out the Gamecocks in double figures. The 20-point effort was the fifth of its kind this season for Lawson, who is 11th in the SEC and leads the squad with 16.3 points per outing thus far.

> Prior to the break for the holidays, Carolina upset No. 9 Virginia in Charlottesville with a 70-59 victory on Dec. 22. The win improved the Gamecocks to 3-0 on the road this season, and it snapped a 22-game home non-conference win streak for the Cavaliers.

> R-junior guard Jair Bolden led four Gamecocks in double figures vs. UVA with a season high 22 points on eight made field goals, including four makes from 3-point range. AJ Lawson (14), Justin Minaya (12) and Keyshawn Bryant (10) also posted double figures in the win.

> Bolden was named the SEC's co-Player of the Week following his standout performance vs. Virginia. It marked Bolden's first weekly award as a Gamecock.

> The victory on the road vs. the Cavaliers was Carolina's first on the road over a top 10 opponent since an 81-78 victory at No. 8/8 Texas A&M on Feb. 6, 2016.

> Carolina suffered a 63-56 loss to Stetson in the non-conference finale on Dec. 30. Only Maik Kotsar (11 points) registered double figures, and the Gamecocks connected on just 20-of-54 (37.0%) attempts from the floor and only 12-of-24 (50.0%) attempts at the free throw line.

> Rookie guard Trae Hannibal scored a season high eight points, with four rebounds, two assists and two steals vs.

Stetson.

> South Carolina suffered an 81-68 loss at home to Florida in its SEC opener on Jan. 7. Senior forward Maik Kotsar continued his strong play, pacing the Gamecocks with team highs of 18 points and 10 rebounds for his first double-double of the season.

> Kotsar (18) and sophomore forward Keyshawn Bryant (14) both turned in season highs in points vs. Florida.

> South Carolina suffered a 56-55 loss at Tennessee Jan. 11 in its first SEC road contest of the season. Senior forward Maik Kotsar concluded a monster week with a 17-point, eight-rebound performance, and r-freshman guard Jermaine Cousinard led all bench scorers with 15.

MORE NUMBERS

43.9% - South Carolina returns 43.9 percent of its scoring from last season following the departure of All-SEC forward Chris Silva, who led Carolina with a total of 486 points - 15.2 points per game - last season.

17/11 - In his return to the court for the first time in almost a year after missing the final 27 games of last season due to injury, r-sophomore forward Justin Minaya posted team highs of 17 points and 11 rebounds for the first double-double of his career vs. North Alabama on Nov. 6.

23 - Sophomore guard AJ Lawson led Carolina in its lone exhibition contest, a win over Columbia International, with a team high 23 points. Lawson connected on 7-of-11 attempts from the floor, including a trio of 3-pointers.

32 - Carolina held Wyoming to just 32 points in the non-conference matchup on Nov. 10. The mark was the lowest opponent point total during the seven+ seasons under Coach Martin.

12 - Rookie forward Wildens Leveque was a perfect 4-of-4 from the floor and 4-of-5 from the free throw line for the first double-digit outing of his career, as he posted 12 points in Carolina's Nov. 15 win over Cleveland State.

7 - Carolina committed just seven turnovers in the win over Gardner-Webb. It was the fewest this season, and tied for the fifth-fewest under the direction of head coach Frank Martin.

500 - Senior forward Maik Kotsar recorded the 500th rebound of his career in the win over Gardner-Webb on Nov. 22. Of his 591 career boards, 223 of those - 37.7 percent - are offensive rebounds. The senior big had a crucial offensive rebound tip-out in the win over Gardner-Webb with just 21 seconds remaining and the Gamecocks up two. Junior guard Jair Bolden collected the tip-out, and sank a free throw to push the Gamecock lead to three points with 15 seconds to play.

29 - Carolina forced 29 Cleveland State turnovers in the matchup vs. the Vikings on Nov. 15. That mark was the most ever by a Gamecock squad under the direction of Frank Martin, and ties for the third-most all-time by a Carolina team (happened three other times, most recently vs. ETSU on Nov. 24, 2002).

250 - South Carolina head coach Frank Martin captured the 250th win of his celebrated career in the win over Gardner-Webb on Nov. 22. Martin's team won 117 games at Kansas State, and his Gamecocks have captured 139 victories.

13 - Sophomore guard Keyshawn Bryant made his season debut for the Gamecocks in the road victory at UMass (Dec. 4). He was a key component to the game, making an impact on both ends of the court. Bryant hit 5-of-9 attempts from the field, and finished with 13 points and two assists in 22 minutes of action.

4 - After a really strong week of practice prior to the Clemson contest, walk-on forward Nate Nelson was one of the first Gamecocks off the bench in the win over the Tigers on Dec. 15. It was Nelson's fifth appearance this season, and the sophomore forward played over four minutes of action in the win vs. the Tigers.

22 - R-junior guard Jair Bolden scored 20 points for the

first time in a Carolina uniform in the upset road win at No. 9 Virginia on Dec. 22 with a team high 22.

14 - South Carolina matched a season high, and a Frank Martin era high, when it collected 14 steals vs. UVA in the win on Dec. 22. Both Maik Kotsar and Trae Hannibal led the Gamecocks with three steals each.

28.0% - The Gamecock defense held Clemson to just 28.0 percent (14-50) from the field in the Dec. 15 road win vs. the Tigers. That mark was the lowest by an opponent in Carolina's previous eight games, the lowest since Wyoming's (Nov. 10) 23.1 percent (9-39) from the floor.

8 - Rookie guard Trae Hannibal scored a season high eight points, while also dishing two assists with two steals and five rebounds in matching a season high with 19 minutes played vs. Stetson.

19 - South Carolina forced 19 Virginia turnovers in the road win on Dec. 22. It was the most turnovers in a game by the Cavaliers since also having 19 vs. West Virginia on Dec. 8, 2015.

55.1% - Virginia entered the Dec. 22 matchup vs. Carolina as the nation's leader in field goal percent defense, holding opponents to just 32.1 percent from the field. The Gamecocks hit 55.1 percent from the field in the win, a UVA opponent season high.

18/10 - Senior forward Maik Kotsar recorded his first double-double of the season with team highs of 18 points and 10 rebounds vs. Florida on Jan. 7. It marked the third double-double of his career.

25.9% - South Carolina held Tennessee to just 25.9 percent from the floor (14-of-54) on Jan. 11. It marked the lowest percentage from the field by an opponent in SEC play since Georgia hit just 22.0% (11-of-50) on Jan. 31, 2015.

22 - The Gamecocks dished out 22 assists in the win at Texas A&M (Jan. 18), matching a season high and also matching for the fourth-most under the direction of Frank Martin.

18/40 - R-sophomore forward Justin Minaya scored a career high 18 points in the win vs. the Aggies. He also played a career high 40 minutes.

16 - Carolina matched a team record with a season high 16 3-pointers in the road victory at Texas A&M Jan. 18. It was the third time in Gamecock history that a squad has reached the mark, and the first time since also doing that vs. A&M last season in Columbia (Feb. 16, 2019).

THROWBACK JERSEYS VS. HOUSTON

> South Carolina debuted its throwback jerseys for the first time this season for the Dec. 8 matchup vs. Houston. Fans can visit the official online store at GamecocksOnline.com to purchase the full line of throwback gear.

> The uniforms are inspired by the look of the uniforms from the 1970's era of Gamecock basketball.

> The Gamecocks got their first win in their throwback uniforms in the upset victory over No. 10/12 Kentucky on Jan. 15 and posted another win in the uniforms vs. Vanderbilt on Jan. 25.

ROSTER BREAKDOWN

Returning Starters (3)

Keyshawn Bryant
A.J. Lawson
Maik Kotsar
** based on starters for the bulk of the season*

Returning Letterwinners (5)

Keyshawn Bryant
Alanzo Frink
Maik Kotsar
A.J. Lawson
Nathan Nelson

Guards (7)

Jair Bolden
Jermaine Couisnard
Mike Green
Trae Hannibal
A.J. Lawson
T.J. Moss
Seventh Woods

Forwards (9)

Trey Anderson
Keyshawn Bryant
Alanzo Frink
Micaiah Henry
Maik Kotsar
Wildens Leveque
Jalyn McCreary
Justin Minaya
Nathan Nelson

By Height

Maik Kotsar (6-11)
Wildens Leveque (6-11)
Micaiah Henry (6-9)
Alanzo Frink (6-7)
Jalyn McCreary (6-7)
Trey Anderson (6-6)
AJ Lawson (6-6)
Justin Minaya (6-6)
Nathan Nelson (6-6)
Keyshawn Bryant (6-5)
Jermaine Couisnard (6-4)
T.J. Moss (6-4)
Jair Bolden (6-3)
Trae Hannibal (6-2)
Seventh Woods (6-2)
Mike Green (6-1)

2019-20 SOUTH CAROLINA MEN'S BASKETBALL ROSTER

Alphabetical Roster

No.	Name	Pos.	Ht.	Wt.	Cl.	Exp.	Hometown/High/Last School
2	Trey Anderson	F	6-6	203	FR	HS	San Diego, Calif./Mater Dei Catholic
52	Jair Bolden	G	6-3	215	R-JR	2VL/TR	Brooklyn, N.Y./Westtown School (Pa.)/George Washington
24	Keyshawn Bryant	F	6-5	197	SO	1VL	Winter Haven, Fla./Winter Haven
5	Jermaine Couisnard	G	6-4	211	R-FR	HS	East Chicago, Ind./Montverde Academy
20	Alanzo Frink	F	6-7	260	SO	1VL	Jersey City, N.J./Roselle (N.J.) Catholic
23	Mike Green	G	6-1	188	FR	HS	Myrtle Beach, S.C./Christian Academy of Myrtle Beach
12	Trae Hannibal	G	6-2	217	FR	HS	Hartsville, S.C./Hartsville
13	Micaiah Henry	F	6-9	235	GR	3VL	Decatur, Ga./Columbia/Tennessee Tech
21	Maik Kotsar	F	6-11	270	SR	3VL	Tallin, Estonia/Sunrise Christian Academy (Wichita, Kan.)
00	AJ Lawson	G	6-6	178	SO	1VL	Mississauga, Ontario, Canada/GTA Prep
15	Wildens Leveque	F	6-11	230	FR	HS	Brockton, Mass./Gould Academy
4	Jalyn McCreary	F	6-7	225	FR	HS	Marietta, Ga./Legacy Early College
10	Justin Minaya	F	6-6	215	R-SO	1VL	Harrington Park, N.J./Northern Valley at Old Tappan
1	TJ Moss	G	6-4	195	R-FR	HS	Memphis, Tenn./Findlay Prep (Nevada)
14	Nathan Nelson	F	6-6	189	SO	1VL	Murfreesboro, Tenn./Blackman
25	Seventh Woods	G	6-2	189	SR	3VL	Columbia, S.C./Hammond School/North Carolina

Numerical Roster

No.	Name	Pos.	Ht.	Wt.	Cl.	Exp.	Hometown/High/Last School
00	AJ Lawson	G	6-6	178	SO	1VL	Mississauga, Ontario, Canada/GTA Prep
1	TJ Moss	G	6-4	195	R-FR	HS	Memphis, Tenn./Findlay Prep (Nevada)
2	Trey Anderson	F	6-6	203	FR	HS	San Diego, Calif./Mater Dei Catholic
4	Jalyn McCreary	F	6-7	225	FR	HS	Marietta, Ga./Legacy Early College
5	Jermaine Couisnard	G	6-4	211	R-FR	HS	East Chicago, Ind./Montverde Academy
10	Justin Minaya	F	6-6	215	R-SO	1VL	Harrington Park, N.J./Northern Valley at Old Tappan
12	Trae Hannibal	G	6-2	217	FR	HS	Hartsville, S.C./Hartsville
13	Micaiah Henry	F	6-9	235	GR	3VL	Decatur, Ga./Columbia/Tennessee Tech
14	Nathan Nelson	F	6-6	189	SO	1VL	Murfreesboro, Tenn./Blackman
15	Wildens Leveque	F	6-11	230	FR	HS	Brockton, Mass./Gould Academy
20	Alanzo Frink	F	6-7	260	SO	1VL	Jersey City, N.J./Roselle (N.J.) Catholic
21	Maik Kotsar	F	6-11	270	SR	3VL	Tallin, Estonia/Sunrise Christian Academy (Wichita, Kan.)
23	Mike Green	G	6-1	188	FR	HS	Myrtle Beach, S.C./Christian Academy of Myrtle Beach
24	Keyshawn Bryant	F	6-5	197	SO	1VL	Winter Haven, Fla./Winter Haven
25	Seventh Woods	G	6-2	189	SR	3VL	Columbia, S.C./Hammond School/North Carolina
52	Jair Bolden	G	6-3	215	R-JR	2VL/TR	Brooklyn, N.Y./Westtown School (Pa.)/George Washington

Head Coach: Frank Martin (Florida International, '93)

Assistant Coach: Perry Clark (Gettysburg, '74)

Assistant Coach: Chuck Martin (Monmouth, '93)

Assistant Coach: Bruce Shingler (St. Augustine's College, '05)

Director of Basketball Operations: Andy Assaley (Cincinnati, '96)

Strength & Conditioning Coach: Scott Greenawalt (Muskingum College, '98)

Athletic Trainer: Mark Rodger (Buffalo, '01)

Video Coordinator: Jay Gibbons (Clayton State, '03)

Student-Athlete Development: Doug Edwards (Florida State, '07)

Special Assistant to the Head Coach: Jarett Gerald (South Carolina, '11)

Director On Campus Recruiting/Social Media: John Reynolds (Citadel, '11)

Graduate Student Manager: TeMarcus Blanton (South Carolina '18)

Graduate Student Manager: John Ragin (South Carolina '19)

Director of Athletics Communications and Public Relations: Emily Miles (Ball State, '03)

TOP RETURNING ...

Scorer Lawson (13.4 ppg)
Rebounder Minaya (5.6 rpg)
Assist Maker Lawson (2.9 apg)
FG Shooter * Bryant (45.4%)
3-Point FG Shooter \$ Lawson (35.8%)
FT Shooter \$ Lawson (66.7%)
Shot Blocker Kotsar (0.9 bpg)
Steal Maker Lawson (1.1 spg)

PRONUNCIATION GUIDE

Jy-ear Bolden
Mike Coat-sar
Jermaine Coos-nard
My-kay-uh Henry
WILL-dens La-veck



HEAD COACH FRANK MARTIN

HEAD COACH | 13TH SEASON OVERALL | 257-168 (.604) | EIGHTH SEASON AT SOUTH CAROLINA | 140-114 (.551)

THE MARTIN FILE

COACHING

Experience

35th year

College Experience

20th season

College Head Coach Experience

13th season

Hire Date At Carolina

March 27, 2012

PERSONAL

Hometown

Miami, Fla.

Alma Mater

Florida International, 1993 (B.A. Physical Ed.)

Family

Wife, Anya

Children, Brandon, Amalia and Christian

COACHING RESUME

High School

Miami Senior High, 1985-93

Varsity Boys' Assistant Coach

Junior Varsity Boys' Head Coach

North Miami High, Head Coach, 1993-95

Miami Senior High, Head Coach, 1995-98

B.T. Washington High, Head Coach, 1999-2000

College Assistant Coach

Northeastern, 2000-04

Cincinnati, 2004-06

Kansas State, 2006-07

College Head Coach

Kansas State, 2007-12

South Carolina, 2012-present

Frank Martin was named the head men's basketball coach at the University of South Carolina on March 27, 2012, becoming the 32nd head coach in the history of the South Carolina program, which enters its 111th season as a varsity sport in 2019-20. Martin owns a 246-160 (.605) overall record as a head coach, entering his 13th season overall, and a 129-106 (.548) record entering his eighth season at South Carolina. Martin was named the 2017 Jim Phelan National Coach of the Year after leading the Gamecocks to the best season in school history during the 2016-17 campaign, as the squad advanced to the program's first Final Four and recorded a school record 26 wins.

The Gamecocks posted a 16-16 overall mark in 2018-19, which included an 11-7 record in SEC contests, placing the Gamecocks in a tie for fourth in the final league standings. The double-digit SEC wins marked the third time in the last four seasons that the Gamecocks had double-digit SEC victories, resulting in a double-bye in the league tournament in each of those campaigns as well. Martin is now the only coach in Carolina history to have three seasons with double-figure SEC victories. The Gamecocks captured their first SEC victory of the season in thrilling fashion at Florida, as senior forward Chris Silva collected a full-court pass from sophomore Felipe Haase to clinch the game on a dunk with just seconds remaining. Carolina would go on to post wins over ranked opponents in No. 14 Mississippi State and No. 16 Auburn during the league campaign as well.

Senior forward Chris Silva led the Gamecocks in scoring with 15.2 points per game, while also posting team highs of 7.6 rebounds and 1.9 blocks per outing. The standout forward earned

several preseason accolades, and during the postseason, earned All-SEC First Team and All-Defensive Team honors by league coaches, and was named to the All-SEC Second Team by the media. Two others earned postseason accolades from league coaches for their play during the season. Rookie guard A.J. Lawson was named to the SEC All-Freshman Team after providing 14.0 points per league contest, with 2.6 assists per game, as well. Senior guard Hassani Gravett was named to the SEC Community Service Team, before earning SEC Sixth Man of the Year honors. In league play, he scored 12.9 points per game, while averaging 43.9 percent from 3-point range, connecting on 43-of-98 attempts from beyond the arc.

Following the season, eight Gamecocks earned academic laurels from the SEC, continuing Carolina's success in the classroom. Rising senior Maik Kotsar also earned NABC Honors Court accolades.

Prior to his appointment in Columbia, Martin spent the previous five seasons as the head coach at Kansas State University, leading the Wildcats to the NCAA Tournament four times, including a trip to the Elite Eight, during the 2009-10 campaign when the squad won a school record 29 contests.

A native of Miami, Fla., Martin earned his bachelor's degree in physical education from Florida International in 1993. He and his wife, Anya, have three children, Brandon, a freshman on the men's basketball team at USC Upstate, Amalia and Christian.

MARTIN'S CAREER RECORD, YEAR-BY-YEAR

YEAR	RECORD	CONFERENCE (FINISH)	POSTSEASON
2007-08	21-12	10-6 (3rd)	1-1; NCAA Tournament 2nd Round
2008-09	22-12	9-7 (t4th)	1-1; NIT
2009-10	29-8	11-5 (t2nd)	3-1; NCAA Tournament Elite Eight
2010-11	23-11	10-6 (t3rd)	1-1; NCAA Tournament Third Round
2011-12	22-11	10-8 (5th)	1-1; NCAA Tournament Third Round
2012-13	14-18	4-14 (t12th)	-
2013-14	14-20	5-13 (13th)	-
2014-15	17-16	6-12 (t11th)	-
2015-16	25-9	11-7 (t3rd)	1-1; NIT
2016-17	26-11	12-6 (t3rd)	4-1; NCAA Final Four
2017-18	17-16	7-11 (t11th)	-
2018-19	16-16	11-7 (t4th)	-
2019-20	11-8	3-3	-
Totals	257-168 (.604)	109-105 (.509)	12-7 (.631)/5 NCAA/2 NIT

GAMECOCK SUPERLATIVES UNDER MARTIN

Most Field Goals Made

- 39, vs. High Point (March 15, 2016)
- 37, vs. Hofstra (Nov. 22, 2015)
- 35, vs. Marquette (March 17, 2017)
- 35, vs. Lander (Dec. 27, 2016)
- 34, vs. George Washington (Nov. 18, 2018)
- 34, vs. Lipscomb (Nov. 27, 2015)
- 34, vs. Marshall (Dec. 30, 2013)

Most Field Goals Attempted

- 88, vs. Alabama (Feb. 7, 2017)
- 82, vs. Cleveland State (Nov. 15, 2019)
- 81, vs. Miss. State (Jan. 8, 2019)
- 73, vs. Kentucky (Jan. 15, 2020)
- 73, vs. Georgia (March 3, 2016)

Highest Field Goal Percent

- 60.0 (39-65) vs. High Point (March 15, 2016)
- 58.7 (27-46) vs. Holy Cross (Nov. 13, 2016)
- 58.3 (28-48) vs. Saint Mary's (Dec. 22, 2013)
- 57.7 (30-52) vs. Arkansas (Jan. 26, 2013)
- 56.9 (33-58) at Georgia (Feb. 2, 2019)

Most 3-Point Field Goals Made

- 16, at Texas A&M (Jan. 18, 2020)
- 16, vs. Texas A&M (Feb. 16, 2019)
- 15, vs. Auburn (Jan. 24, 2017)
- 14, at Tennessee (Feb. 13, 2019)
- 13, at Texas A&M (March 5, 2019)
- 13, vs. George Washington (Nov. 18, 2018)
- 13, vs. Georgia (Feb. 21, 2018)
- 13, vs. Rider (Nov. 19, 2012)

Most 3-Point Field Goals Attempted

- 32, vs. Illinois State (Nov. 16, 2017)
- 31, vs. Texas A&M (Feb. 16, 2019)
- 31, vs. Georgia (Feb. 21, 2018)
- 31, vs. Alabama (Feb. 7, 2017)
- 31, vs. Mississippi State (March 13, 2013)

Highest 3-Point Field Goal Percentage (min. 10 attempts)

- 73.3 (11-15) vs. Auburn (March 12, 2014)
- 68.8 (11-16) at Georgia (Feb. 2, 2019)
- 66.7 (10-15) vs. Arkansas (Feb. 9, 2019)
- 60.9 (14-23) at Tennessee (Feb. 13, 2019)
- 58.3 (7-12) vs. Arkansas (Jan. 26, 2013)

Most Free Throws Made

- 46, vs. Memphis (Jan. 2, 2016)
- 35, vs. Alabama (Feb. 7, 2017)
- 30, vs. Arkansas (March 13, 2014)
- 29, vs. Missouri (Jan. 13, 2019)
- 29, vs. Norfolk State (Nov. 14, 2015)

Most Free Throws Attempted

- 63, vs. Memphis (Jan. 2, 2016)
- 50, vs. Alabama (Feb. 7, 2017)
- 46, vs. Alabama (Jan. 30, 2016)
- 42, vs. Norfolk State (Nov. 14, 2015)
- 41, vs. Mississippi State (Jan. 26, 2016)
- 41, vs. Arkansas (March 13, 2014)

Highest Free Throw Percentage (min. 10 attempts)

- 93.8 (15-16) vs. Holy Cross (Nov. 13, 2016)
- 93.3 (14-15) vs. Tennessee (Jan. 20, 2015)
- 92.9 (13-14) at Georgia (Feb. 17, 2015)
- 92.3 (12-13) at Tennessee (March 7, 2015)
- 88.2 (15-17) vs. Gardner-Webb (Nov. 22, 2019)

Most Offensive Rebounds

- 26, vs. Cleveland State (Nov. 15, 2019)
- 26, vs. Vanderbilt (Feb. 13, 2014)
- 24, at St. John's (Nov. 29, 2012)
- 23, vs. Alabama (Feb. 7, 2017)
- 22, at Texas A&M (Feb. 3, 2018)

Most Defensive Rebounds

- 38, vs. Oklahoma State (Dec. 6, 2014)
- 38, vs. Longwood (Nov. 9, 2013)
- 37, vs. Limestone (Dec. 27, 2017)
- 35, vs. George Washington (Dec. 1, 2019)
- 35, vs. Memphis (Jan. 2, 2016)
- 34, vs. Vanderbilt (Jan. 9, 2016)
- 34, vs. Western Carolina (Nov. 30, 2015)

Most Total Rebounds

- 53, vs. Memphis (Jan. 2, 2016)
- 52, vs. Limestone (Dec. 27, 2017)
- 52, vs. Alabama (Feb. 7, 2017)
- 51, vs. Mississippi State (Jan. 26, 2016)
- 51, vs. Western Carolina (Nov. 30, 2015)

Most Personal Fouls

- 33, at Georgia (Feb. 22, 2014)
- 32, vs. Illinois State (Nov. 16, 2017)
- 32, vs. Marshall (Dec. 30, 2013)
- 31, at Texas A&M (Jan. 15, 2014)
- 30, at Memphis (Dec. 30, 2016)
- 30, at Auburn (Feb. 26, 2014)

Most Points

- 98, vs. Auburn (Jan. 24, 2017)
- 97, vs. North Greenville (Dec. 31, 2018)
- 94, vs. LSU (Feb. 10, 2016)
- 94, vs. Hofstra (Nov. 22, 2015)
- 93, vs. Marquette (March 17, 2017)

Fewest Points

- 36, at Florida (Jan. 30, 2012)
- 41, vs. Florida (Feb. 10, 2018)
- 43, at Kentucky (Feb. 14, 2015)
- 43, vs. Kentucky (Jan. 24, 2015)
- 44, vs. Tennessee (March 14, 2014)

Most Assists

- 25, vs. High Point (March 15, 2016)
- 24, vs. Lipscomb (Nov. 27, 2015)
- 23, vs. Auburn (Jan. 24, 2017)
- 22 at Texas A&M (Jan. 18, 2020)
- 22 at UMass (Dec. 4, 2019)
- 22, at FIU (Nov. 27, 2017)
- 22, at Texas A&M (Feb. 6, 2015)
- 22, vs. Rider (Nov. 19, 2012)

Fewest Turnovers

- 5, vs. Georgia (Feb. 21, 2018)
- 5, vs. Gonzaga (April 1, 2017)
- 6, vs. Texas A&M (Jan. 7, 2017)
- 6, vs. Kentucky (March 1, 2014)
- 7, vs. Gardner-Webb (Nov. 22, 2019)
- 7, at Georgia (Jan. 13, 2018)
- 7, at USF (Dec. 17, 2016)
- 7, vs. Mississippi State (Feb. 28, 2015)
- 7, at Georgia (Feb. 17, 2015)
- 7, vs. Georgia (Feb. 22, 2014)
- 7, vs. Akron (Dec. 28, 2013)
- 7, at Kentucky (Feb. 5, 2013)
- 7, vs. Vanderbilt (Jan. 19, 2013)

Most Blocks

- 12, vs. Coastal Carolina (Nov. 30, 2018)
- 11, vs. North Greenville (Dec. 31, 2018)
- 11, at Texas A&M (Feb. 3, 2018)
- 10, vs. Lander (Dec. 27, 2016)
- 10, vs. High Point (March 15, 2016)
- 10 vs. UNC Asheville (Nov. 26, 2014)

Most Steals

- 14, at Virginia (Dec. 22, 2019)
- 14, vs. Cleveland State (Nov. 15, 2019)
- 13, vs. FIU (Dec. 4, 2016)
- 13, vs. Francis Marion (Dec. 30, 2015)
- 13, at Marshall (Dec. 1, 2014)
- 12, at Tennessee (Jan. 11, 2020)
- 12, at Tennessee (Jan. 11, 2017)
- 12, vs. Syracuse (Nov. 26, 2016)
- 12, vs. USF (Dec. 5, 2015)
- 12, vs. Lipscomb (Nov. 27, 2015)
- 12, vs. Ole Miss (March 12, 2015)
- 12, vs. UNC Asheville (Nov. 26, 2014)

Most Points By Opponent

- 97, at Georgia (Jan. 22, 2014)
- 92, Tennessee (Jan. 29, 2019)
- 90, vs. Alabama (Feb. 7, 2017)
- 90, vs. Missouri (Feb. 28, 2013)
- 89, at Michigan (Dec. 8, 2018)
- 89, vs. Kentucky (Feb. 13, 2016)
- 89, at St. John's (Nov. 29, 2012)

Fewest Point By Opponent

- 32, vs. Wyoming (Nov. 10, 2019)
- 44, vs. Longwood (Nov. 9, 2013)
- 45, vs. Limestone (Dec. 27, 2017)
- 45, vs. Akron (Dec. 28, 2013)
- 45, vs. Cornell (Nov. 20, 2014)
- 45, vs. Clemson (Dec. 19, 2014)

Most Field Goals Made By Opponent

- 36, vs. Tennessee (Jan. 29, 2019)
- 34, at Tennessee (Feb. 13, 2019)
- 33, at St. John's (Nov. 29, 2012)
- 32, vs. Missouri (Feb. 28, 2013)
- 31, vs. Texas A&M (Feb. 16, 2019)
- 31, vs. Wofford (Nov. 26, 2018)
- 31, vs. Kentucky (Feb. 13, 2016)

Fewest Field Goals Made By Opponent

- 9, vs. Wyoming (Nov. 19, 2019)
- 10, vs. Michigan (Nov. 23, 2016)
- 11, vs. Georgia (March 9, 2019)
- 11, vs. Georgia (Jan. 31, 2015)
- 13, vs. Limestone (Dec. 27, 2017)
- 13, vs. Akron (Dec. 28, 2013)
- 13, vs. Longwood (Nov. 9, 2013)

Highest Opponent Field Goal Percent

- 69.6 (32-46) vs. Missouri (Feb. 28, 2013)
- 61.4 (27-44) at Kentucky (Feb. 5, 2013)
- 58.8 (30-51) at Alabama (Jan. 9, 2018)
- 58.5 (24-41) vs. Auburn (Jan. 12, 2013)
- 58.3 (28-48) at Kentucky (Jan. 21, 2017)

Most Rebounds By Opponent

- 62, vs. Alabama (Feb. 7, 2017)
- 49, vs. LSU (Jan. 19, 2019)
- 49, vs. Stony Brook (Nov. 9, 2018)
- 49, vs. Seton Hall (Dec. 12, 2016)
- 49, vs. LSU (Feb. 14, 2013)

Fewest Rebounds By Opponent

- 16, vs. Holy Cross (Nov. 13, 2016)
- 20, vs. NC A&T (Dec. 30, 2014)
- 21, vs. Wyoming (Nov. 10, 2019)
- 22, vs. Drexel (Dec. 15, 2015)
- 22, vs. Morgan State (Nov. 16, 2012)
- 23, vs. Hofstra (Nov. 22, 2015)
- 23, vs. Alabama (Jan. 13, 2015)
- 23, vs. Manhattan (Dec. 22, 2012)
- 23, vs. Rider (Nov. 19, 2012)

GAMECOCK BASKETBALL STAFF



> **PERRY CLARK, ASSISTANT COACH**

- > Seventh season on staff at South Carolina
- > Former head coach at Tulane, Miami (Fla.) and Texas A&M-Corpus Christi
- > Has over 30 years of coaching experience
- > Has coached 20 players who were drafted or have gone on to play in the NBA, including Gamecock Sindarius Thornwell



> **CHUCK MARTIN, ASSISTANT COACH**

- > Is in his third season on staff at Carolina
- > Has over 15 years of coaching experience at the Division I level
- > Was the head coach at Marist for five years (2008-13)
- > Played collegiately at Champlain Junior College, before finishing his career at Monmouth



> **BRUCE SHINGLER, ASSISTANT COACH**

- > Is in his fourth season on staff with the Gamecocks
- > Prior to time at Carolina, was an assistant for four seasons at Towson
- > Played collegiately at St. Augustine's College
- > Prior to time in college, coached AAU, sending over 40 of his players to Division I institutions



> **ANDY ASSALEY, DIRECTOR OF OPERATIONS**

- > In his eighth season at Carolina, and his 12th season with Martin
- > Has over 20 years of experience working in college basketball
- > A graduate of Cincinnati



> **SCOTT GREENAWALT, STRENGTH AND CONDITIONING COACH**

- > Eighth season with the Gamecocks and his 12th with Martin
- > Has coached over 10 all-conference players, including Michael Beasley (Kansas State) and Sindarius Thornwell (Carolina)
- > Has helped train numerous professional athletes, such as Kevin Youkilis, former MLB player
- > Played football at Muskingum College in Ohio



> **MARK RODGER, ATHLETIC TRAINER**

- > In his 14th season with the Gamecocks
- > Native of Berlin, Germany, and a graduate of the University of Buffalo



> **DOUG EDWARDS, DIRECTOR OF PLAYER DEVELOPMENT**

- > Is in his eighth season on staff at Carolina
- > Former standout at Florida State, and was the 15th overall pick in the 1993 NBA Draft by the Atlanta Hawks
- > Brother, Allen, is the head coach at Wyoming



> **JAY GIBBONS, VIDEO COORDINATOR**

- > Fifth season on staff with the Gamecocks
- > Prior to his time at Carolina, was an assistant coach at Savannah State
- > Played collegiately at Clayton State, where he helped his team reach two NCAA D-II Final Four's



**JARETT
GERALD**

Special Asst. to
the Head Coach




**JOHN
REYNOLDS**

Dir. of On-Cam-
pus Recruiting/
Social Media



**TEMARCUS
BLANTON**

Graduate
Student
Manager



**JOHN
RAGIN**

Graduate
Student
Manager



**EMILY
MILES**

Director of
Communications and
Public Relations



**ALEXA
APPELMAN**

Sports
Dietician



COLONIAL LIFE ARENA

HOME OF GAMECOCK BASKETBALL [COLONIAL LIFE ARENA RECORD: 204-99 (.673)]

FUN FACTS ABOUT COLONIAL LIFE ARENA

- > **16,880** cubic yards of earth moved, which is enough to fill 222 swimming pools
- > **3,848** tons of steel, which would weigh equal to 96,200 quarters, which would equal \$24,050
- > **125** miles of cable, which would stretch between Columbia and Folly Beach
- > **1,872** tons of cooling, which would cool an average of 12 grocery stores
- > **205,384** bricks and **60,137** concrete blocks, which would stretch the entire length of Lake Murray (41 miles)
- > **8,750** gallons of paint, which would paint approximately 115 average Columbia 2-story houses
- > **4,781** square yards of carpet, which would carpet approximately the field at Williams-Brice Stadium
- > **443** people working on building the arena at a given time, which would staff 44 fast food restaurants
- > **1,158,000** man-hours to complete Colonial Life Arena, which would equal two working hours from each person living in the Columbia Metro area



SOUTH CAROLINA VS. KENTUCKY, JAN. 16, 2018

KEY ARENA DATES/ MEMORABLE MOMENTS

> **April 2001** - Construction begins

> **Nov. 24, 2002** - Carolina defeats ETSU, 71-66, in its first contest in the building

> **Jan. 8, 2003** - The Gamecocks post a 55-49 win in the first SEC contest at the building over Ole Miss.

> **March 15, 2006** - Carolina defeats Western Kentucky, 74-55, in the first round of the Postseason NIT. The Gamecocks would go on to win their second straight NIT Championship later that month.

> **Jan. 21, 2009** - Zam Fredrick scores on a last second lay-in to propel the Gamecocks past Florida, 70-69, at the buzzer. Carolina would go on to capture the 2009 SEC Eastern Division Co-Championship.

> **Jan. 26, 2010** - Led by heralded senior Devan Downey, Carolina posted its first win over a No. 1 ranked opponent (AP poll) in school history when it defeated top-ranked Kentucky, 68-62.

> **Feb. 7, 2017** - The Gamecocks would battle Alabama into a four-overtime contest, with the Crimson Tide eventually closing the 90-86 win. Senior guard Sindarius Thornwell scored 44 points and pulled down 21 rebounds in the game. Carolina would go on to its first Final Four in program history later that season.

> **Nov. 15, 2019** - Carolina captures its 200th victory at Colonial Life Arena with a 90-63 win over Cleveland State.



CHRIS SILVA, 2018 AND 2019 FIRST TEAM ALL-SEC (COACHES)



DEVAN DOWNEY VS. KENTUCKY, JAN. 26, 2010



SINDARIUS THORNWELL, 2017 EAST REGIONAL ALL-TOURNAMENT MOST OUTSTANDING PLAYER

2019-20 GAMECOCK SUPERLATIVES

GAMECOCKS' RECORD WHEN ...

At home	7-4
On the road	4-2
At neutral sites	0-2
In overtime	0-0
vs. Top 25 team	2-1
vs. Top 10 team	2-0
vs. Top 3 team	0-0
Leading at half	10-2
Trailing at half	1-6
Tied at half	0-0
Shooting 50% or better	4-1
Shooting between 39-49.9%	6-2
Shooting less than 39%	1-6
Opp. shooting 50% or better	0-1
Opp. shooting between 39-49.9%	6-5
Opp. shooting less than 39%	5-2
Shooting better than opp.	9-4
Shooting worse than/equal to opp.	2-4
Starters out-score opp. starters	8-3
Opp. starters score/equal more	3-5
Bench out-scores opp. bench	9-2
Opp. bench scores/equals more	2-6
Having more FTs than opp.	3-0
Having equal/less FTs than opp.	8-8
Have more TOs than opp.	4-4
Having equal/less TOs than opp.	7-4
Having more rebounds than opp.	10-3
Having equal/less rebounds than opp.	1-5
Making 6 or more 3FGs	7-3
Having 15 or more assists	5-1
Score more points in paint than opp.	9-4
Scoring equal/less points in paint than opp.	2-4
Scoring more points off TOs than opp.	9-3
Scoring equal/less points off TOs than opp.	2-5
Scoring more 2nd-chance points than opp.	9-4
Scoring equal/less 2nd-chance points than opp.	2-4
Scoring more fast break points than opp.	10-4
Scoring equal/less fast break points than opp.	1-5
Wearing White uniforms	4-4
Wearing Garnet uniforms	1-0
Wearing Black uniforms	4-3
Wearing Throwback uniforms	2-1
Playing on live TV/live broadcast	11-8
Playing in November	4-3
Playing in December	4-2
Playing in January	3-3
Playing in February	0-0
Playing in March	0-0
Playing a day-game	4-3
Playing a night-game	7-5
Playing on Sunday	4-1
Playing on a Monday	0-1
Playing on a Tuesday	0-3
Playing on a Wednesday	3-2
Playing on a Thursday	0-0
Playing on a Friday	2-0
Playing on a Saturday	2-1
Scoring margin is 5 points or less	3-1
Margin is between 6-10	1-3
Margin is between 11-20	3-2
Margin is more than 20	4-2
Scoring 59 points or less	0-4
Scoring 60-69 points	2-2
Scoring 70-79 points	4-2
Scoring 80-89 points	3-0
Scoring 90-99 points	2-0
Scoring 100+ points	0-0

MISCELLANEOUS

Current streak	W1
Home court streak	W2
Away streak	L1
Neutral court streak	L2

Scoring Leaders	'19-20	Career
AJ Lawson	8	20
Maik Kotsar	6	10
Jermaine Cousnard	4	4
Justin Minaya	2	5
Jair Bolden	2	2*

Rebounding Leaders	'19-20	Career
Maik Kotsar	10	30
Justin Minaya	8	11
Alanzo Frink	2	4
AJ Lawson	1	8
Jair Bolden	1	1*
Wildens Leveque	1	1
Jermaine Cousnard	1	1

Assists Leaders	'19-20	Career
Jermaine Cousnard	7	7
AJ Lawson	6	18
Justin Minaya	4	9
Maik Kotsar	3	12
TJ Moss	3	4
Jair Bolden	2	2*
Keyshawn Bryant	2	4
Trae Hannibal	1	1

Blocks Leaders	'19-20	Career
Maik Kotsar	8	28
Justin Minaya	7	11
Alanzo Frink	4	7
Jalyn McCreary	3	3
AJ Lawson	2	4
Wildens Leveque	2	2
Keyshawn Bryant	1	10
Jermaine Cousnard	1	1

Steals Leaders	'19-20	Career
Maik Kotsar	8	30
Trae Hannibal	4	4
AJ Lawson	3	12
Jair Bolden	3	3*
Jermaine Cousnard	2	2
Justin Minaya	1	7
Keyshawn Bryant	1	6
Wildens Leveque	1	1

Double-Figure Scoring	'19-20	Career
AJ Lawson	14	32
Jair Bolden	12	38
Maik Kotsar	10	35
Jermaine Cousnard	8	8
Justin Minaya	7	21
Alanzo Frink	5	5
Keyshawn Bryant	4	18
TJ Moss	1	3
Wildens Leveque	1	1
Jalyn McCreary	1	1

20+ points	'19-20	Career
AJ Lawson	5	11
Jair Bolden	1	3
Jermaine Cousnard	1	1

30+ points	'19-20	Career
-	-	-

Double-Figure Rebounding	'19-20	Career
Maik Kotsar	3	5
Justin Minaya	3	3
Alanzo Frink	1	1

5+ assists	'19-20	Career
Jermaine Cousnard	2	2
Maik Kotsar	2	4
AJ Lawson	1	9
Jair Bolden	1	7
Trae Hannibal	1	1

Miscellaneous
Largest Halftime Lead
SC 19, vs. Wyoming (Nov. 10, 2019)
Opp 19, Wichita State (Nov. 26, 2019)
Smallest Halftime Lead
SC 1, at Tennessee (Jan. 11, 2020)
Opp 3, Florida (Jan. 7, 2020)
Fewest Points In First Half
SC 22, vs. Wichita State (Nov. 26, 2019)
Opp 16, Wyoming (Nov. 10, 2019)
Most Points In First Half
SC 45, vs. Cleveland State (Nov. 15, 2019)
Opp 41, Wichita State (Nov. 26, 2019)
Fewest Points In Second Half
SC 25, vs. Wichita State (Nov. 26, 2019)
Opp 16, Wyoming (Nov. 10, 2019)
Most Points In Second Half
SC 56, vs. Kentucky (Jan. 15, 2020)
Opp 45, 2x, last, Kentucky (Jan. 15, 2020)
Most Points in Overtime
SC -
Opp -
Largest Margin of Victory
SC 34, vs. Wyoming (Nov. 10, 2019)
Opp 23, Wichita State (Nov. 26, 2019)
Smallest Margin of Victory
SC 3, vs. Kentucky (Jan. 15, 2020)
Opp 1, Tennessee (Jan. 11, 2020)

3+ steals	'19-20	Career
Maik Kotsar	5	14
Trae Hannibal	3	3
AJ Lawson	2	7
Jermaine Cousnard	2	2
Jair Bolden	1	2
Keyshawn Bryant	1	2
Wildens Leveque	1	1

2+ blocks	'19-20	Career
Maik Kotsar	5	18
Alanzo Frink	3	5
Keyshawn Bryant	3	4
Justin Minaya	3	4
Wildens Leveque	3	3
Jalyn McCreary	2	2
AJ Lawson	1	2

Double-Doubles	'19-20	Career
Justin Minaya	2	2
Maik Kotsar	1	3
Alanzo Frink	1	1

Dunks	'19-20	Career
Keyshawn Bryant	14	43
AJ Lawson	6	19
Maik Kotsar	6	14
Trae Hannibal	6	6
Wildens Leveque	5	5
Alanzo Frink	1	1
Jalyn McCreary	1	1
Jermaine Cousnard	1	1

* indicates at Carolina

2019-20 GAME-BY-GAME

	Date	Result	FG-A	Pct	3FG-A	Pct	FT-A	Pct	O-D-Total	PF	Pts	A	TO	Blk	Stl	Min	Half
North Alabama			15-61	.246	2-21	.095	23-33	.697	15-22-37	30	55	7	18	6	7	200	27
South Carolina	Nov. 6, 2019	W, 77-55	28-57	.491	2-9	.222	19-36	.528	14-32-46	27	77	13	20	5	8	200	37
Wyoming			9-39	.231	4-17	.235	10-18	.556	3-18-21	12	32	5	15	2	2	200	16
South Carolina	Nov. 10, 2019	W, 66-32	25-59	.424	9-27	.333	7-12	.583	11-30-41	20	66	14	11	5	9	200	35
Cleveland State			20-51	.392	2-11	.182	21-27	.778	10-31-41	29	63	10	29	5	5	200	40
South Carolina	Nov. 15, 2019	W, 90-63	31-82	.378	8-25	.320	20-31	.645	26-21-47	20	90	14	10	5	14	200	45
Boston U &			27-64	.422	9-25	.360	15-22	.682	12-26-38	17	78	15	11	2	7	200	35
South Carolina	Nov. 19, 2019	L, 78-70	27-67	.403	4-22	.182	12-21	.571	16-27-43	16	70	14	13	5	6	200	38
Gardner-Webb &			21-54	.389	8-19	.421	19-22	.864	8-21-29	21	69	11	8	2	4	200	29
South Carolina	Nov. 22, 2019	W, 74-69	27-62	.435	5-19	.263	14-15	.882	8-24-32	17	74	17	7	9	6	200	32
vs. Wichita State \$			23-56	.411	7-27	.259	17-23	.739	11-32-43	19	70	17	16	3	9	200	41
South Carolina	Nov. 26, 2019	L, 70-47	18-56	.321	3-10	.300	8-17	.471	11-23-34	24	47	8	19	4	9	200	22
vs. UNI \$			25-51	.490	8-20	.400	20-24	.833	7-24-31	12	78	9	14	0	3	200	44
South Carolina	Nov. 27, 2019	L, 78-72	30-60	.500	7-19	.368	5-11	.455	7-20-27	21	72	13	10	4	7	200	37
George Washington			23-69	.333	8-36	.222	11-15	.733	12-20-32	15	65	10	4	3	7	200	23
South Carolina	Dec. 1, 2019	W, 74-65	30-57	.526	3-14	.214	11-18	.611	11-35-46	14	74	16	12	6	1	200	35
at UMass			23-49	.469	10-23	.435	24-34	.706	7-22-29	24	80	16	19	4	7	200	35
South Carolina	Dec. 4, 2019	W, 84-80	33-60	.550	2-10	.200	16-26	.615	10-21-31	26	84	22	16	2	9	200	39
Houston			26-52	.500	9-17	.529	15-22	.682	12-29-41	15	76	16	17	6	2	200	39
South Carolina	Dec. 8, 2019	L, 76-56	20-62	.323	6-25	.240	10-16	.625	12-17-29	20	56	14	9	4	4	200	27
at Clemson			14-50	.280	9-32	.281	17-23	.739	10-22-32	17	54	10	22	2	11	200	26
South Carolina	Dec. 15, 2019	W, 67-54	23-51	.451	8-18	.444	13-19	.684	11-30-41	24	67	11	21	3	10	200	28
at No. 9/7 Virginia			18-41	.439	6-18	.333	17-22	.773	7-19-26	16	59	13	19	4	6	200	24
South Carolina	Dec. 22, 2019	W, 70-59	27-49	.551	6-17	.353	10-14	.714	6-18-24	20	70	10	13	2	14	200	33
Stetson			16-45	.356	7-17	.412	24-36	.667	9-25-34	22	63	11	14	2	7	200	33
South Carolina	Dec. 30, 2019	L, 63-56	20-54	.370	4-19	.211	12-24	.500	13-26-39	27	56	13	15	4	6	200	26
Florida*			28-60	.467	6-16	.375	19-25	.760	12-30-42	19	81	13	11	3	7	200	40
South Carolina	Jan. 7, 2020	L, 81-68	23-60	.383	4-15	.267	18-24	.750	9-21-30	21	68	11	14	3	5	200	37
at Tennessee*			14-54	.259	6-31	.194	22-28	.786	13-29-42	22	56	10	19	11	5	200	25
South Carolina	Jan. 11, 2020	L, 56-55	20-61	.328	2-13	.154	13-22	.591	18-29-47	29	55	9	19	8	12	200	26
No. 10/12 Kentucky*			24-55	.436	5-15	.333	25-36	.694	10-31-41	26	78	10	15	6	5	200	33
South Carolina	Jan. 15, 2020	W, 81-78	29-73	.397	7-19	.368	16-30	.533	20-23-43	28	81	13	9	3	5	200	25
at Texas A&M*			18-44	.409	3-14	.214	28-41	.683	9-18-27	14	67	9	13	3	6	200	33
South Carolina	Jan. 18, 2020	W, 81-67	29-60	.483	16-30	.533	7-8	.875	14-24-38	27	81	22	16	3	8	200	39
at No. 16/16 Auburn*			26-57	.456	10-27	.370	18-21	.857	9-28-37	16	80	17	12	2	3	200	39
South Carolina	Jan. 22, 2020	L, 80-67	29-61	.475	6-21	.286	3-9	.333	8-25-33	17	67	16	12	3	7	200	31
Vanderbilt*			19-57	.333	5-30	.167	21-35	.600	11-20-31	23	64	9	10	2	6	200	35
South Carolina	Jan. 25, 2020	W, 90-64	33-61	.541	7-18	.389	17-24	.708	11-32-43	29	90	20	11	2	6	200	44

¢ - Cancun Challenge (Columbia, S.C.) | \$ - Cancun Challenge (Cancun, Mexico) | * - indicates SEC contest




2019-20 SOUTH CAROLINA BASKETBALL

OVERALL: 11-8; SEC: 3-3; HOME: 7-4; AWAY: 4-2; NEUTRAL: 0-2

DATE	OPP.	W/L	SCORE	RECORD (SEC)	POINTS	REBOUNDS	ASSISTS	BLOCKS	STEALS	ATTENDANCE
11/6	North Alabama	W	77-55	1-0 (-)	Minaya (17)	Minaya (11)	Lawson (4)	Kotsar (2)	Bolden/Hannibal (2)	11,927 (paid)
11/10	Wyoming	W	66-32	2-0 (-)	Lawson/Couisnard (12)	Frink (7)	Minaya (3)	McCreary (2)	Lawson (3)	10,255 (paid)
11/15	Cleveland State	W	90-63	3-0 (-)	Lawson (28)	Kotsar (12)	Lawson/Moss (4)	McCreary (3)	Bolden (3)	10,083 (paid)
11/19	Boston U &	L	78-70	3-1 (-)	Lawson (22)	3 with 7	Lawson (5)	Kotsar (2)	Minaya (2)	10,113 (paid)
11/22	Gardner-Webb &	W	74-69	4-1 (-)	Lawson/Couisnard (16)	Kotsar (6)	Couisnard (6)	Minaya (4)	Bolden (2)	10,022 (paid)
11/26	vs. Wichita State \$	L	70-47	4-2 (-)	Kotsar (12)	Leveque (8)	Kotsar (3)	Kotsar (2)	Kotsar (3)	1,311
11/27	vs. UNI \$	L	78-72	4-3 (-)	Lawson (20)	Minaya/Frink (5)	Bolden/Couisnard (3)	Kotsar/Lawson (2)	Hannibal (3)	1,175
12/1	George Washington	W	74-65	5-3 (-)	Kotsar (17)	Kotsar (9)	Minaya/Couisnard (4)	Kotsar/Leveque (2)	Kotsar (1)	9,843 (paid)
12/4	at UMass	W	84-80	6-3 (-)	Lawson (24)	Kotsar (9)	Couisnard (6)	Minaya/Couisnard (1)	Kotsar (3)	3,043
12/8	Houston	L	76-56	6-4 (-)	Kotsar (12)	Minaya (6)	Minaya (4)	Frink (3)	Couisnard (3)	11,164 (paid)
12/15	at Clemson	W	67-54	7-4 (-)	Lawson (20)	Kotsar (7)	Lawson/Bolden (3)	Bryant (2)	Bryant/Lawson (3)	6,394
12/22	at No. 9/7 Virginia	W	70-59	8-4 (-)	Bolden (22)	3 with 4	Minaya (4)	Minaya/Kotsar (1)	Kotsar/Hannibal (3)	14,409
12/30	Stetson	L	63-56	8-5 (-)	Kotsar (11)	Minaya (9)	Couisnard (4)	Frink (2)	Kotsar (3)	10,985 (paid)
1/7	Florida*	L	81-68	8-6 (0-1)	Kotsar (18)	Kotsar (10)	Bryant/Lawson (3)	Frink (2)	Kotsar (2)	10,651 (paid)
1/11	at Tennessee*	L	56-55	8-7 (0-2)	Kotsar (17)	Minaya (10)	4 with 2	Minaya (3)	Couisnard (3)	19,603
1/15	No. 10/12 Kentucky*	W	81-78	9-7 (1-2)	Couisnard (26)	Minaya (6)	Couisnard/Moss (3)	3 with 1	Kotsar (2)	18,000 (paid)
1/18	at Texas A&M*	W	81-67	10-7 (2-2)	Bolden (19)	Kotsar (10)	Kotsar 97)	Minaya (3)	Kotsar (3)	7,466
1/22	at No. 16/16 Auburn*	L	80-67	10-8 (2-3)	Couisnard (16)	Kotsar (8)	Kotsar (5)	3 with 1	Leveque (3)	8,430
1/25	Vanderbilt*	W	90-64	11-8 (3-3)	Lawson/Minaya (14)	Minaya (12)	Hannibal (5)	Minaya/McCreary (1)	Hannibal (3)	12,393 (paid)

♣ - Cancun Challenge (Columbia, S.C.) | \$ - Cancun Challenge (Cancun, Mexico) | * - indicates SEC contest | home games in bold



77

55

GAME 1 (1-0)
Columbia, S.C.
Colonial Life Arena
Nov. 6, 2019
Minaya first-career double-double

COLUMBIA (AP) - Justin Minaya had 17 points and 11 rebounds in his return from a knee injury a year ago and South Carolina won its 19th straight season opener with a 77-55 victory over North Alabama on Wednesday night.

Minaya, who missed the final 27 games last season, matched his career best in points and surpassed his previous mark for rebounds. And it was Minaya who led the Gamecocks throughout.

He made 5-of-6 shots the first 20 minutes as the Gamecocks opened a 10-point lead at the break. After the Lions of the Atlantic Sun Conference cut it to 43-39 with Christian Agnew's bucket early in the second half, Minaya and Jair Bolden took control for South Carolina.

Bolden hit a basket, then made South Carolina's first 3-pointer of the season to go up 48-39. Bolden's crisp pass found Minaya for another bucket and Minaya went high to collect Trae Hannibal's missed shot for another basket and a 52-39 lead.

North Alabama could not respond in the season opener for both teams. The Lions fell to 0-17 all-time against Southeastern Conference opponents.

South Carolina coach Frank Martin said several times last season that Minaya was among his most complete players and a rising leader when he got hurt in 2018-19.

Minaya looked the part in the Gamecocks opener, smoothly moving down the court and finishing with several floaters over the smaller Lions. Minaya hit his first five baskets before missing a close-in shot. The 6-foot-6 sophomore also had seven rebounds the first 20 minutes.

Bolden added 14 points for the Gamecocks.

The Lions struggled with their outside shooting against taller, longer South Carolina, going just 24 of 61 (24.8%) overall. They were 2 of 21 from distance.

GAME 1

Official Basketball Box Score -- Game Totals -- Final Statistics
North Alabama vs South Carolina
11/6/19 7 p.m. ET at Columbia, S.C. (Colonial Life Arena)

North Alabama 55 • 0-1		Total	3-Ptr	Rebounds		Off	Def	Tot	PF	TP	A	T	Bk	Stl	Min
##	Player	FG-FGA	FG-FGA	FT-FTA	Off	Def	Tot	PF	TP	A	T	Bk	Stl	Min	
03	BLACKMON, Jamari	•	2-12	1-9	1-2	1	2	3	6	2	3	0	2	29	
05	JAMES, Mervin	•	1-6	0-0	0-0	0	2	2	5	2	0	2	2	17	
11	BRIM, C.J.	•	2-7	1-5	7-9	1	1	2	12	2	3	0	0	30	
04	YOUNGBLOOD, Payton	•	0-51	0-3	6-7	1	2	3	4	6	1	0	0	24	
21	LITTLES, Emanuel	•	2-4	0-0	4-5	1	6	7	4	8	0	0	2	1	20
01	KING, Tavon	•	0-2	0-0	0-0	1	1	2	0	0	1	1	0	0	14
02	AGNEW, Christian	•	3-10	0-2	3-8	1	2	3	4	9	1	5	0	2	26
04	WINDLEER, Logan	•	0-2	0-1	2-2	1	2	3	1	2	0	0	1	1	9
13	ANDERSON, James	•	2-7	0-1	0-0	2	1	3	5	4	0	3	0	0	11
15	DIGGS, Cameron	•	3-6	0-0	0-0	4	3	7	1	6	0	1	1	0	20
Team					2	0	2								
Totals			15-61	2-21	23-33	15	22	37	30	55	7	18	6	7	200

FG % 1st Half: 6-32 18.8% 2nd half: 9-29 31.0% Game: 15-61 24.6%
3FG % 1st Half: 0-12 0.0% 2nd half: 2-9 22.2% Game: 2-21 9.5%
FT % 1st Half: 15-18 83.3% 2nd half: 6-15 53.3% Game: 23-33 69.7%


South Carolina 77 • 1-0		Total	3-Ptr	Rebounds		Off	Def	Tot	PF	TP	A	T	Bk	Stl	Min
##	Player	FG-FGA	FG-FGA	FT-FTA	Off	Def	Tot	PF	TP	A	T	Bk	Stl	Min	
00	LAWSON, AJ	•	1-4	0-1	6-7	0	2	2	3	8	4	3	0	1	25
20	MINAYA, Justin	•	7-10	0-1	3-4	4	7	11	1	17	1	1	0	1	33
20	FRINK, Alanzo	•	3-3	0-0	0-3	0	2	2	5	6	1	1	0	0	12
21	KOTSAK, Malik	•	2-7	0-0	2-4	0	2	2	4	6	0	2	2	2	11
51	BOLDEN, Jair	•	5-9	1-3	3-4	1	7	8	1	14	1	0	1	2	23
02	MOSS, TJ	•	1-5	0-1	1-2	0	0	0	2	3	2	3	0	0	19
04	ANDERSON, Trey	•	0-0	0-0	0-0	0	0	0	0	0	0	0	0	0	1
04	MCCREARY, Jalyn	•	4-5	0-0	1-7	2	2	4	5	9	1	5	1	0	20
05	COUSINARD, Jermaine	•	3-6	1-2	2-2	0	4	4	3	9	2	2	1	0	22
12	HANNIBAL, Trae	•	2-5	0-1	1-2	0	0	0	1	5	1	2	0	2	13
13	HENRY, Micalah	•	0-1	0-0	0-1	0	1	1	1	0	0	0	0	0	10
14	NELSON, Nathan	•	0-2	0-0	0-0	2	0	2	1	1	0	0	1	0	0
Team					5	5	10								
Totals			28-57	2-9	19-36	14	32	46	27	77	13	20	5	8	200

FG % 1st Half: 16-31 51.6% 2nd half: 12-26 46.2% Game: 28-57 49.1%
3FG % 1st Half: 0-3 0.0% 2nd half: 2-6 33.3% Game: 2-9 22.2%
FT % 1st Half: 5-11 45.5% 2nd half: 14-25 56.0% Game: 19-36 52.8%

Officials: Todd Austin, Vladimir Voyard-Tadal, Rob Roke
Technical fouls: North Alabama-None. South Carolina-None.
Attendance: 11927
Game Time: 11:02

Score by periods	1st	2nd	Total
North Alabama	27	28	55
South Carolina	37	40	77

Last FG - WYO 2nd-04:51, SC 2nd-01:55.
Largest lead - UNA by 3 1st-19:07, SC by 24 2nd-01:55.
UNA led for 01:29. SC led for 36:11. Game was tied for 02:20.



66

32

GAME 2 (2-0)
Columbia, S.C.
Colonial Life Arena
Nov. 10, 2019
Defense shines in win

COLUMBIA (AP) - AJ Lawson and Jermaine Cousinard scored 12 points each, Jair Bolden had 11 and South Carolina dominated Wyoming defensively in a 66-32 win on Sunday.

The Gamecocks (2-0) buried the Cowboys with five 3-pointers in the first eight minutes and a suffocating defense throughout. It was the fewest points USC allowed since 2005 and is the fewest field goals allowed in coach Frank Martin's eight-year tenure.

Cowboys guard Hunter Maldonado had 32 points in his season-opener but with South Carolina redshirt sophomore Justin Minaya guarding him most of the game, was held to 10. Minaya, who missed all but five games last year due to a knee injury, blanketed Maldonado and also scored three points with four rebounds and three assists.

The Cowboys (1-1) shot 23 percent from the field.

GAME 2

Official Basketball Box Score -- Game Totals -- Final Statistics
Wyoming vs South Carolina
11/10/19 12 p.m. ET at Columbia, S.C. (Colonial Life Arena)

Wyoming 32 • 1-1		Total	3-Ptr	Rebounds		Off	Def	Tot	PF	TP	A	T	Bk	Stl	Min
##	Player	FG-FGA	FG-FGA	FT-FTA	Off	Def	Tot	PF	TP	A	T	Bk	Stl	Min	
10	THOMPSON, Hunter	•	1-6	1-3	0-0	2	5	7	1	3	1	1	0	0	29
14	MUELLER, Austin	•	1-5	0-0	0-1	0	2	2	2	2	0	2	0	0	24
00	HENDRICKS, Jake	•	1-6	0-4	0-0	0	2	2	3	2	0	1	0	0	24
12	MILTON, Greg	•	1-4	0-0	0-0	1	1	2	0	2	2	1	2	0	16
24	MALDONADO, Hunter	•	2-7	2-5	4-6	3	3	2	10	1	5	1	1	1	29
02	BANKS, AJ	•	2-2	0-0	2-3	0	2	2	0	6	1	2	1	1	15
03	MARBLE, Kwane	•	1-5	1-1	1-2	0	0	1	4	1	0	0	0	0	9
11	TAYLOR, TJ	•	0-3	0-0	2-4	0	1	1	0	2	0	1	0	0	18
13	PORTER, Brandon	•	0-0	0-0	1-2	0	1	1	0	1	0	0	0	0	5
22	FOSTER, Kenny	•	0-4	0-0	0-0	0	0	0	3	0	0	0	0	0	27
31	TURNER, Javier	•	0-1	0-0	0-0	0	1	1	0	0	0	0	0	0	4
Team					0	0	0								
Totals			9-39	4-17	10-18	3	18	21	12	32	5	15	2	2	200

FG % 1st Half: 5-18 27.8% 2nd half: 4-21 19.0% Game: 9-39 23.1%
3FG % 1st Half: 7-17 41.2% 2nd half: 2-10 20.0% Game: 9-17 33.3%
FT % 1st Half: 4-9 44.4% 2nd half: 6-9 66.7% Game: 10-18 55.6%


South Carolina 66 • 2-0		Total	3-Ptr	Rebounds		Off	Def	Tot	PF	TP	A	T	Bk	Stl	Min
##	Player	FG-FGA	FG-FGA	FT-FTA	Off	Def	Tot	PF	TP	A	T	Bk	Stl	Min	
00	LAWSON, AJ	•	1-6	1-5	0-0	0	4	4	3	3	3	0	1	0	27
20	FRINK, Alanzo	•	4-7	0-1	2-4	3	4	7	4	10	0	1	1	1	21
21	KOTSAK, Malik	•	1-4	0-0	0-0	1	2	3	3	2	2	1	0	1	15
00	LAWSON, AJ	•	4-10	3-7	1-3	0	4	4	0	12	2	0	0	3	26
52	BOLDEN, Jair	•	4-6	3-4	0-0	0	6	6	1	11	1	1	0	1	23
01	MOSS, TJ	•	1-6	1-3	1-2	2	3	5	1	4	2	0	0	0	20
04	MCCREARY, Jalyn	•	2-4	0-0	0-0	1	5	6	3	4	0	2	2	0	15
05	COUSINARD, Jermaine	•	5-11	1-5	1-1	0	0	0	2	12	2	2	0	1	18
12	HANNIBAL, Trae	•	1-3	0-2	0-0	0	0	0	0	2	2	1	0	1	10
13	HENRY, Micalah	•	0-0	0-0	0-0	0	0	0	1	0	0	0	0	1	4
14	NELSON, Nathan	•	1-1	0-0	0-0	0	0	0	0	2	0	0	0	0	4
15	LEVEQUE, Wildens	•	1-1	0-0	2-2	2	2	4	2	4	0	2	1	0	15
23	GREEN, Mike	•	0-0	0-0	0-0	0	0	0	0	0	0	0	0	0	2
Team					2	0	2								
Totals			25-59	9-27	7-12	11	30	41	20	66	14	11	5	9	200

FG % 1st Half: 13-28 46.4% 2nd half: 12-31 38.7% Game: 25-59 42.4%
3FG % 1st Half: 7-17 41.2% 2nd half: 2-10 20.0% Game: 9-27 33.3%
FT % 1st Half: 5-5 100.0% 2nd half: 5-7 71.4% Game: 7-12 58.3%

Officials: Anthony Jordan, Chuck Jones, Robert Felder
Technical fouls: Wyoming-MILTON, Greg. South Carolina-None.
Attendance: 10055

Score by periods	1st	2nd	Total
Wyoming	16	16	32
South Carolina	35	31	66

Last FG - WYO 2nd-02:19, SC 2nd-01:50.
Largest lead - WYO by 2 1st-19:13, SC by 36 2nd-03:40.
WYO led for 00:12. SC led for 39:51. Game was tied for 04:47.



90

63

GAME 3 (3-0)
Columbia, S.C.
Colonial Life Arena
Nov. 15, 2019
Lawson scores career high 28

COLUMBIA (AP) - AJ Lawson had a career-high 28 points and South Carolina opened the second half with an 18-2 burst to roll past Cleveland State 90-63 on Friday night.

Lawson, the team's top returning scorer from last season, had a 3-pointer and a three-point play in the first two minutes of the second half as the Gamecocks opened 3-0 for the first time since their Final Four season of 2016-17.

Cleveland State (1-3) hung tough for a half, rallying from 17 points down the firsts 20 minutes to trail just 45-40 at the break. But the Vikings of the Horizon League could not contain their larger, quicker opponents and fell to 2-7 all-time against Southeastern Conference teams.

Alanzo Frink had the first double-double of his career with 11 points and 10 rebounds, both career-bests for the Gamecocks.

South Carolina seemed to have this locked up early, taking a 33-16 lead on TJ Moss's 3-pointer with 10:16 left in the opening half. But the Vikings rallied and outscored the Gamecocks 24-8 the rest of the period.

Cleveland State played smart and efficient in the opening half, steadily moving the ball around and waiting for the open shot. The Vikings made 14 of 25 attempts (56%) and clawed their way back in it despite 12 turnovers in the period.

Tre Gomillion led Cleveland State with 18 points while Algevon Eichelberger had 13, all but two coming in the first half.

The Gamecocks built their large lead from the outside as Jermaine Cousinard and Jair Bolden and Moss combined for four 3-pointers in a 17-4 run midway through opening half. But they missed their final six shots from behind the arc the rest of the half.

Lawson, a 6-foot-6 sophomore, surpassed his previous best of 25 points set against Coastal Carolina last November.

Maik Kotsar, a senior who played on the Final Four team, had a career high 12 rebounds for the Gamecocks.

GAME 3

Official Basketball Box Score -- Game Totals -- Final Statistics
Cleveland State vs South Carolina
11/15/19 7 p.m. ET at Columbia, S.C. (Colonial Life Arena)

Cleveland State 63 • 1-3																							
		Total		3-Ptr		Rebounds																	
##	Player	FG	F-GA	FG	F-GA	FT	FT-A	Off	Def	Tot	PF	TP	A	Bk	Stl	Min							
12	EICHELBERGER, A	•	5-14	1-1	2-2	3	4	7	3	4	7	3	13	0	6	1	0	27					
15	WILLIAMS, Daylen	•	0-1	0-0	0-0	0	0	2	2	5	0	2	0	1	0	1	18						
04	PENN Jr., Franklyn	•	1-1	0-0	2-2	1	7	8	4	4	4	3	3	0	1	24							
05	GOMILLION, Tre	•	6-9	0-1	6-7	1	3	4	5	18	1	2	0	1	0	13							
21	SANCHEZ, Jeremy	•	1-3	0-0	0	1	4	5	0	2	0	4	0	0	0	19							
01	POTOMA, Tyrese	•	2-6	1-4	2-2	1	2	3	3	7	1	2	0	0	0	15							
02	THOMAS, Kasheem	•	0-2	0-1	4-5	0	1	1	1	4	1	3	0	1	22								
03	BEAUDIN, Craig	•	0-2	0-1	2-4	2	1	3	3	2	0	0	0	0	17	0							
17	DOUGLAS, Darius	•	0-2	0-0	0-0	0	0	0	0	0	0	0	0	0	20								
11	DOUP, Liam	•	0-0	0-0	0-0	0	0	0	0	0	0	0	0	0	0	1							
14	REGO, Anthony	•	0-0	0-0	0-0	0	0	0	0	0	0	0	0	0	0	1							
20	ESKANDARI, Aria	•	0-0	0-0	0-0	0	0	0	0	0	0	0	0	0	0	1							
08	PATTON, Torrey	•	0-0	0-0	0-0	0	0	0	0	0	0	0	0	0	0	6							
03	JOHNSON, Deante	•	3-4	0-0	0-1	0	0	0	3	3	0	3	2	0	16								
Team						1		4		5													
Totals		20-51		2-11		21-27		10		31		41		29		63		10	29	5	51	200	
FG % 1st Half:		14-25		56.0%		2nd Half:		6-26		23.1%		Game:		21-51		39.2%						Deatrick	
3PT % 1st Half:		1-3		33.3%		2nd Half:		2-11		18.2%		Game:		2-11		18.2%						5.1	
FT % 1st Half:		11-15		73.3%		2nd Half:		10-16		62.5%		Game:		21-27		77.8%							

70

78

GAME 4 (3-1)
 Columbia, S.C.
 Colonial Life Arena
 Nov. 19, 2019
Gamecocks suffer first loss

COLUMBIA (AP) - Boston's balanced offensive attack was more than enough to counter South Carolina star guard AJ Lawson in a, 78-70, upset victory on Tuesday.

The Terriers (3-2) had six players with at least six points, led by Javante McCoy with 17, and consistently whipped the Gamecocks (3-1) on backdoor cuts and outlet passes for uncontested 3-pointers. Lawson scored 22 and was in the middle of nearly every big play but got sparse help from his teammates.

The Gamecocks kept settling for 3-pointers despite shooting a mere 31% from long distance coming in. They were 4-of-22 Tuesday and left nine points at the line.

South Carolina allowed 12 offensive rebounds and Boston scored 18 points off them. The Terriers clinched the game with an 11-2 run after it was tied at 60 with seven minutes to go.

It was the Terriers first win in program history over an SEC team, although they beat current SEC member Texas A&M in 1986, when the Aggies were in the Southwest Conference.

GAME 4

Official Basketball Box Score – Game Totals – Final Statistics
Boston U vs South Carolina
 11/19/19 7 p.m. ET at Columbia, S.C. (Colonial Life Arena)

Boston U 78 • 3-2

#	Player	Total		3-Ptr		Rebounds		PF	TP	A	TO	Blk	Stl	Min
		FG-FGA	FG-FGA	FT-FTA	FT-FTA	Off	Def							
05	Whyte, Walter	f	3-12	1-5	1-3	5	3	8	2	8	0	3	1	28
51	Mahoney, Max	f	4-7	0-0	1-3	1	5	6	4	9	1	0	0	29
03	Vilarino, Alex	g	3-8	1-2	5-7	0	5	5	1	12	6	2	0	26
35	Harper, Jonas	g	3-6	0-5	4-4	0	3	3	2	13	1	0	0	31
20	McCoy, Javante	g	6-15	1-6	4-5	1	6	7	2	17	5	2	1	35
00	Brittain-Watts, E.	g	3-6	2-4	0-0	0	1	1	1	8	1	2	0	12
14	Petcash, Andrew	g	2-4	1-3	0-0	0	0	0	1	5	0	0	0	15
32	Hemphill, Jack	g	2-4	0-0	0-0	3	0	3	1	4	0	0	0	7
35	Tynen, Fletcher	g	0-0	0-0	0-0	0	0	0	1	0	0	0	0	4
41	Mathon, Sukhmail	g	1-2	0-0	0-0	1	2	3	2	2	1	1	0	13
	Team					1	2	6	2					
	Totals		27-64	9-25	15-22	12	26	38	17	78	15	11	2	7 200

FG % 1st Half: 14-37 37.8% 2nd half: 13-27 48.1% Game: 27-64 42.2%
 3FG % 1st Half: 5-13 38.5% 2nd half: 4-12 33.3% Game: 9-25 36.0%
 FT % 1st Half: 2-5 40.0% 2nd half: 13-17 76.5% Game: 15-22 68.2%

South Carolina 70 • 3-1

#	Player	Total		3-Ptr		Rebounds		PF	TP	A	TO	Blk	Stl	Min
		FG-FGA	FG-FGA	FT-FTA	FT-FTA	Off	Def							
10	MINAYA, Justin	f	2-4	0-1	6-8	2	1	3	0	10	1	0	1	27
20	FRINK, Alanzo	f	3-6	0-1	2-4	2	4	6	0	8	0	1	0	17
21	KOTSAR, Maik	f	7-10	0-0	0-1	3	4	7	2	14	0	1	2	36
00	LAWSON, AJ	g	8-18	2-8	4-6	2	5	7	3	22	5	0	0	38
52	BOLDEN, Jair	g	4-10	0-4	0-0	1	6	7	2	8	2	3	1	25
01	MOSS, TJ	g	0-6	0-3	0-2	0	2	2	0	4	3	0	0	10
04	MCCREARY, Jalyn	g	1-2	0-0	0-0	1	0	1	0	2	0	0	0	4
05	COUSINARD, Jermaine	g	2-10	2-5	0-0	2	3	5	2	6	1	3	0	19
12	HANNIBAL, Trae	g	0-0	0-0	0-0	0	0	0	4	0	1	1	0	6
15	LEVEQUE, Wildens	g	0-1	0-0	0-0	2	0	2	1	0	0	0	1	8
	Team					1	2	3						
	Totals		27-67	4-22	12-21	16	27	43	16	70	14	13	5	6 200

FG % 1st Half: 15-35 42.9% 2nd half: 12-32 37.5% Game: 27-67 40.3%
 3FG % 1st Half: 3-12 25.0% 2nd half: 1-10 10.0% Game: 4-22 18.2%
 FT % 1st Half: 5-10 50.0% 2nd half: 7-11 63.6% Game: 12-21 57.1%

Officials: Michael Stephens, Brian Shy, Matt Jarman
 Technical fouls: Boston U-None. South Carolina-None.
 Attendance: 10113
 Cancun Challenge

Score by periods	1st	2nd	Total
Boston U	35	43	78
South Carolina	38	32	70

Points	In	Off	2nd	Fast
Boston U	30	13	18	9
South Carolina	30	13	22	9

Last FG - BOSTONU 2nd-01:55, SC 2nd-00:02.
 Largest lead - BOSTONU by 10 2nd-00:07, SC by 6 1st-16:24.
 BOSTONU led for 24:40, SC led for 08:20. Game was tied for 07:00.

74

69

GAME 5 (4-1)
 Columbia, S.C.
 Colonial Life Arena
 Nov. 22, 2019
Cousinard shines in win

COLUMBIA (AP) - Jermaine Cousinard converted a three-point play with just over a minute to go Friday as South Carolina slipped past Gardner-Webb, 74-69.

The winless Bulldogs (0-5) gave the Gamecocks (4-1) all they could handle, constantly slicing through their defense and burying 3-pointers over South Carolina's lunging guards. Eric Jamison Jr.'s fast-break layup gave the Bulldogs the lead with 81 seconds to go, but Cousinard got the ball at the high post and swished a jumper, with the foul.

Jose Perez's layup circled out of the cylinder and Alanzo Frink rebounded it, but the Bulldogs' defense forced another rushed South Carolina 3-pointer. Cousinard's attempt missed, but Maik Kotsar tapped the rebound to Jair Bolden, who covered it as Gardner-Webb had to foul.

Bolden made one free throw and the Gamecocks survived another Gardner-Webb 3-point attempt and escaped.

Jamison topped the Bulldogs with 19 points as four of five starters scored in double figures. AJ Lawson and Cousinard both scored 16 to pace South Carolina. Kotsar scored 11 with a team-high six rebounds.

The Gamecocks only had three more rebounds than Gardner-Webb, despite a sizable height advantage, and were a mere 5-of-19 shooting on 3-pointers.

GAME 5

Official Basketball Box Score – Game Totals – Final Statistics
Gardner-Webb vs South Carolina
 11/22/19 7 p.m. ET at Columbia, S.C. (Colonial Life Arena)

Gardner-Webb 69 • 0-5

#	Player	Total		3-Ptr		Rebounds		PF	TP	A	TO	Blk	Stl	Min
		FG-FGA	FG-FGA	FT-FTA	FT-FTA	Off	Def							
02	JAMISON JR, Eric	f	6-11	1-1	6-6	0	0	0	3	19	1	0	0	32
05	PEREZ, Jose	f	2-14	2-8	6-6	0	7	7	1	12	3	1	1	34
24	DUFEAL, Ludovic	f	2-5	0-1	1-2	3	5	8	5	5	1	3	1	30
01	CORNWALL, Jaheam	g	4-7	2-3	4-4	0	0	0	0	14	3	1	0	28
10	JOHNSON, Nate	g	4-10	1-4	1-2	0	5	3	10	1	1	0	1	31
00	TERRY, Lance	g	2-2	2-2	0-0	0	2	2	0	6	0	1	0	11
03	JENKINS, Justin	g	0-0	0-0	0-0	0	0	0	0	1	0	0	0	6
04	TURNER, Christian	g	0-3	0-0	0-0	1	0	1	4	0	2	0	0	12
14	REID, Kareem	g	1-2	0-0	1-2	0	0	0	3	3	0	0	0	8
32	BRYANT, Gebe	g	0-0	0-0	0-0	0	0	0	1	0	0	1	0	8
	Team					4	2	6						
	Totals		21-54	8-19	19-22	8	21	29	21	69	11	8	2	4 200

FG % 1st Half: 9-28 32.1% 2nd half: 12-26 46.2% Game: 21-54 38.9%
 3FG % 1st Half: 4-11 36.4% 2nd half: 4-8 50.0% Game: 8-19 42.1%
 FT % 1st Half: 7-8 87.5% 2nd half: 12-14 85.7% Game: 19-22 86.4%

South Carolina 74 • 4-1

#	Player	Total		3-Ptr		Rebounds		PF	TP	A	TO	Blk	Stl	Min
		FG-FGA	FG-FGA	FT-FTA	FT-FTA	Off	Def							
10	MINAYA, Justin	f	1-4	0-2	3-4	1	2	3	1	5	2	3	4	1
15	LEVEQUE, Wildens	f	0-1	0-0	0-0	0	2	2	2	0	0	0	3	0
21	KOTSAR, Maik	f	5-10	0-0	1-1	2	4	6	3	11	2	1	1	31
00	LAWSON, AJ	g	5-13	2-7	4-4	0	4	4	1	16	4	1	0	32
52	BOLDEN, Jair	g	4-7	1-3	1-2	0	3	3	2	10	1	0	0	26
01	MOSS, TJ	g	0-4	0-3	0-0	0	0	0	0	0	2	0	0	0
04	MCCREARY, Jalyn	g	3-4	0-0	2-4	3	6	0	1	0	1	0	1	14
05	COUSINARD, Jermaine	g	5-14	2-4	4-4	1	3	4	1	16	6	1	0	33
20	FRINK, Alanzo	g	4-5	0-0	2-2	2	3	5	4	10	0	0	1	18
	Team					0	1	1						
	Totals		27-62	5-19	15-17	8	24	32	17	74	17	7	9	6 200

FG % 1st Half: 13-33 39.4% 2nd half: 14-29 48.3% Game: 27-62 43.5%
 3FG % 1st Half: 3-11 27.3% 2nd half: 2-8 25.0% Game: 5-19 26.3%
 FT % 1st Half: 3-3 100.0 2nd half: 12-14 85.7% Game: 15-17 88.2%

Officials: Anthony Jordan, Randy Heimerman, Rob Rorkie
 Technical fouls: Gardner-Webb-None. South Carolina-None.
 Attendance: 10022

Score by periods	1st	2nd	Total
Gardner-Webb	29	40	69
South Carolina	32	42	74

Points	In	Off	2nd	Fast
Gardner-Webb	22	7	6	5
South Carolina	32	13	9	12

Last FG - GWU 2nd-01:21, SC 2nd-01:01.
 Largest lead - GWU by 7 1st-12:15, SC by 8 2nd-08:18.
 GWU led for 17:33, SC led for 17:18. Game was tied for 05:44.

47

70

GAME 6 (4-2)
 Cancun, Mexico
 Hard Rock-Riviera Maya
 Nov. 26, 2019
Kotsar leads the way with 12

CANCUN - South Carolina (4-2) suffered a 70-47 loss to Wichita State (6-0) in its opening neutral-site game at the Cancun Challenge on Tuesday night at the Hard Rock Hotel Riviera Maya. Senior forward Maik Kotsar was the only player in double figures for Carolina, finishing with 12 points. He also had seven rebounds, three assists and a pair of blocks in a team-high 36 minutes.

Erik Stevenson led the Shockers with 19 points, all in the first half, and the Wichita State defense held the Gamecocks to just 32 percent shooting (18-for-56) from the field.

Stevenson led the Shockers to a double-digit lead midway through the first half, but Carolina fought back and pulled within seven, 29-22, with 2:48 to go after a Jair Bolden made jumper. Wichita State then finished the half on a 12-0 run to go up 19 at the break.

The Gamecocks limited the Shockers to seven points the opening nine minutes of the second half but were unable to cut into the deficit, career high 12 rebounds for the Gamecocks.


GAME 6

Official Basketball Box Score – Game Totals – Final Statistics
Wichita St. vs South Carolina
 11/26/19 6:00 pm at

Wichita St. 70 • 6-0, 0-0 AAC

#	Player	Total		3-Ptr		Rebounds		PF	TP	A	TO	Blk	Stl	Min
		FG-FGA	FG-FGA	FT-FTA	FT-FTA	Off	Def							
05	Trey Wade	f	4-8	2-4	1-1	0	1	6	2	11	4	1	0	26
24	Morris Udeze	c	0-0	0-0	0-0	0	1	1	4	0	0	0	0	8
00	Dexter Dennis	g	2-8	1-7	0-0	2	1	3	2	5	0	2	1	12
10	Erik Stevenson	g	6-13	2-7	5-5	0	8	8	2	19	4	3	0	30
10	Grant Sherfield	g	1-3	0-0	2-2	0	4	1	4	2	3	0	1	18
01	Tyson Etienne	g	2-8	0-7	2-2	0	2	2	0	8	1	0	0	24
02	Jamarian Burton	g	3-8	0-0	4-9	2	2	4	1	10	5	4	0	22
03	DeAntoni Gordon	g	0-0	0-0	3-4	0	0	2	3	0	0	0	0	4
11	Noah Fernandes	g	0-0	0-0	0-0	0	0	2	0	1	1	0	1	8
14	Jacob Herrs	g	0-1	0-1	0-0	0	0	0	0	0	0	0	0	2
15	Brycen Bush	g	0-0	0-0	0-0	1	0	1	0	0	0	0	0	0
21	Jaimie Echenique	g	3-3	0-0	0-0	0	3	3	0	0	0	0	0	15
32	Tate Busse	g	0-0	0-0	0-0	0	0	0	0	0	0	0	0	1
33	Asbjorn Midtgaard	g	1-2	0-0	0-0	2	4	6	0	2	0	0	1	16
44	Isaiah Poor Bear-Cha	g	1-2	0-1	0-0	0	1	1	0	2	0	1	0	13
	Team					1	3	4						
	Totals		23-56	7-27	17-23	11	32	43	19	70	17	16	3	9 200

FG % 1st Half: 15-27 55.6% 2nd half: 8-29 27.6% Game: 23-56 41.1%
 3FG % 1st Half: 4-9 44.4% 2nd half: 3-18 16.7% Game: 7-27 2



56

76

GAME 10 (6-4)
Columbia, S.C.
Colonial Life Arena
Dec. 8, 2019
Cougars suffer loss at home

COLUMBIA (AP) - Quentin Grimes scored 24 points as Houston opened fast and kept pushing for a third straight victory 76-56 over South Carolina on Sunday. The Cougars (5-2) started with a 7-0 burst and rarely let up to win the first meeting between the schools in 29 seasons.

Grimes, the sophomore transfer from Kansas, again played a pivotal role in Houston's success. The team's leading scorer at 16.8 points a game coming in, Grimes had 16 of his points in the second half as the Cougars maintained a double-digit lead throughout. Grimes went for 20 or more points in his second straight game and the third time in Houston's past five contests.

Nate Hinton helped Houston build its large lead, hitting two of his three 3-pointers in the final two minutes of the opening half as the Cougars went into the break ahead 39-27. They then built the margin to 15 points just three minutes into the second half on Grimes' basket from beyond the arc.


The Gamecocks (6-4) could not respond in losing for the third time in the past five games.

Houston started with a 7-0 burst and increased that edge throughout the opening half.

The Gamecocks cut things to 14-12 on Justin Minaya's 3-pointer 10 minutes before the half. That's when the Cougars closed the period with a 25-15 surge to take a 12-point lead at the break. Houston's relentless attack had South Carolina on its heels much of the period. The Gamecocks struggled to find points, going 10-of-33 from the field (30.3%) and just 2-of-6 on foul shots the opening 20 minutes.

Hinton finished with 17 points, all but four coming in the first half, and 11 rebounds for the Cougars.

Maik Kotsar had 12 points and AJ Lawson had 10 for South Carolina, which has lost three of its past five games.



GAME 10

Official Basketball Box Score – Game Totals – Final Statistics
Houston vs South Carolina
12/8/19 12 p.m. ET at Columbia, S.C. (Colonial Life Arena)

Houston 76 • 5-2

#	Player	Total			3-Ptr			Rebounds			PF	TP	A	T	Blk	Stl	Min
		FG	FGA	FG-FGA	FT	FTA	FT-FTA	Off	Def	Tot							
01	HARRIS Jr., Chris	•	0-0	0-0	0-0	1	1	2	1	0	0	0	2	0	0	13	
03	JARREAU, DeJon	•	4-6	1-2	1-2	0	2	2	4	10	4	4	0	1	22		
11	HINTON, Nate	•	5-11	3-4	4-7	3	8	11	1	17	3	1	1	0	36		
24	GRIMES, Quentin	•	9-17	4-7	2-2	0	4	4	1	24	3	7	0	1	34		
35	WHITE Jr., Fabian	•	2-2	0-0	0-0	0	1	1	3	4	1	0	0	0	12		
00	SASSER, Marcus	•	1-6	1-4	2-4	0	3	3	2	5	3	1	0	0	26		
02	MILLS, Caleb	•	0-1	0-0	0-0	0	0	0	0	0	0	1	0	0	6		
04	GORHAM, Justin	•	1-2	0-0	6-6	2	3	5	0	8	1	1	0	0	24		
55	GRESHAM, Brison	•	4-7	0-0	0-1	6	4	10	3	8	1	1	2	0	27		
	Team		0	3	3					1							
Totals		26	52	9-17	15	22	12	29	41	15	76	16	17	6	2	200	

FG % 1st Half: 14-27 51.9% 2nd half: 12-25 48.0% Game: 26-52 50.0%
3FG % 1st Half: 6-9 66.7% 2nd half: 3-8 37.5% Game: 9-17 52.9%
FT % 1st Half: 5-6 83.3% 2nd half: 10-16 62.5% Game: 15-22 68.2%

South Carolina 56 • 6-4

#	Player	Total			3-Ptr			Rebounds			PF	TP	A	T	Blk	Stl	Min
		FG	FGA	FG-FGA	FT	FTA	FT-FTA	Off	Def	Tot							
00	LAWSON, AJ	•	2-10	2-7	4-4	0	2	2	3	10	1	2	0	0	0	19	
10	MINAYA, Justin	•	2-7	1-5	2-2	4	2	6	0	7	4	0	0	0	0	35	
15	LEVEQUE, Wildens	•	0-0	0-0	0-2	2	1	3	1	0	1	0	0	0	0	18	
21	KOTSAR, Maik	•	5-12	0-0	2-4	0	3	3	4	12	1	0	1	0	0	30	
52	BOLDEN, Jair	•	3-7	1-2	0-0	1	3	4	2	7	0	0	0	0	0	17	
01	MOSS, TJ	•	2-7	2-5	1-2	0	3	3	2	7	3	2	0	0	0	22	
04	MCCREARY, Jalyin	•	1-1	0-0	0-0	0	0	0	3	2	0	0	0	0	0	4	
05	COUSINARD, Jermaine	•	1-11	0-5	1-2	0	1	1	1	3	2	1	0	3	2	22	
20	FRINK, Alanzo	•	2-3	0-0	0-0	1	1	2	4	4	1	1	3	1	0	19	
24	BRYANT, Keyshawn	•	2-4	0-1	0-0	0	0	0	2	4	1	2	0	0	0	14	
	Team					4	1	5									
Totals		20	62	6-25	10	16	12	17	29	20	56	14	9	4	4	200	

FG % 1st Half: 10-33 30.3% 2nd half: 10-29 34.5% Game: 20-62 32.3%
3FG % 1st Half: 5-15 33.3% 2nd half: 1-10 10.0% Game: 6-25 24.0%
FT % 1st Half: 2-6 33.3% 2nd half: 8-10 80.0% Game: 10-16 62.5%


Officials: Doug Shows, Joe Lindsay, Steven Anderson
Technical fouls: Houston-None. South Carolina-None.
Attendance: 11164
Game Time 1:52

Score by periods	1st	2nd	Total
Houston	39	37	76
South Carolina	27	29	56

Last FG - HOU 2nd-00:03, SC 2nd-00:33.
Largest lead - HOU by 20 2nd-00:03, SC None.
HOU led for 39-39. SC led for 00:00. Game was tied for 00:21.

Score tied - 0 times.
Lead changed - 0 times.

Deadball Rebounds 4



67

54

GAME 11 (7-4)
Clemson, S.C.
Littlejohn Coliseum
Dec. 15, 2019
Lawson hits 20 for fifth time

CLEMSON (AP) - AJ Lawson scored 20 points off four 3-pointers and led South Carolina to its first victory over rival Clemson in four years with a 67-54 win on Sunday.

Lawson had just 10 points a week ago in the Gamecocks' home loss to Houston and coach Frank Martin criticized the sophomore's defense. In South Carolina's first game since, Lawson was active and dynamic all over the court in helping win at the Tigers' Littlejohn Coliseum for the first time since 2011.

Lawson had six rebounds to go along with three steals and three assists for South Carolina (7-4). And he helped the Gamecocks take control with a 14-2 run early in the second half.


Keyshawn Bryant tied things at 29-all with a foul shot, then put South Carolina ahead to stay with two more free throws. Lawson followed with a basket and by the time Alanzo Frink made two more from the line with 11 minutes left, the Gamecocks were ahead 42-31. Clemson cut the margin to six points on freshman Chase Hunter's 3-pointer, but Jair Bolden and Lawson hit back-to-back triples to restore South Carolina's double-digit lead.

Aamir Simms had team highs with 21 points and eight rebounds before fouling out in the final two minutes for the Tigers (5-5), who have lost four straight and fell to 1-5 this season against Power Five conference opponents.

Lawson, a 6-foot-6 sophomore who's a potential first-round NBA draft pick next season, got going in a hurry and helped the Gamecocks build a six-point lead midway through the opening half. South Carolina was still up 24-19 on Lawson's 3-pointer with less than five minutes left in the period. That's when Clemson took off on a 7-0 run to retake the lead, a surge that was started by Simms' three-point play.

Trae Hannibal had a hammer dunk and Alanzo Frink a driving layup to put the Gamecocks ahead 28-26 after a sloppy first half.

The teams' combined for 29 turnovers the first 20 minutes. Clemson shot less than 30 percent for the game (14-of-50) and had a season-high 22 turnovers.



GAME 11

Official Basketball Box Score – Game Totals – Final Statistics
South Carolina vs Clemson
12/15/19 5:00 pm at

South Carolina 67 • 7-4,0-0 SEC

#	Player	Total			3-Ptr			Rebounds			PF	TP	A	T	Blk	Stl	Min
		FG	FGA	FG-FGA	FT	FTA	FT-FTA	Off	Def	Tot							
10	MINAYA, Justin	•	1-4	1-3	0-0	3	3	6	5	3	0	0	0	0	0	19	
21	KOTSAR, Maik	•	3-7	0-0	5-9	2	5	7	3	11	2	3	0	0	0	36	
24	BRYANT, Keyshawn	•	2-6	0-1	3-4	1	3	4	3	7	0	3	2	3	29		
00	LAWSON, AJ	•	8-15	4-7	0-0	0	6	6	3	20	3	5	0	3	30		
52	BOLDEN, Jair	•	3-8	2-6	2-2	0	3	3	0	10	3	2	2	0	24		
01	MOSS, TJ	•	0-0	0-0	0-0	0	0	0	0	0	0	0	0	0	0	5	
05	COUSINARD, Jermaine	•	1-2	1-1	1-2	0	2	2	4	4	1	2	1	0	13		
12	HANNIBAL, Trae	•	2-5	0-0	0	1	3	4	1	4	2	1	0	1	16		
14	NELSON, Nathan	•	0-0	0-0	0-0	0	0	0	0	3	0	0	0	0	0	5	
15	LEVEQUE, Wildens	•	0-0	0-0	0-0	0	0	0	0	0	0	1	0	0	0	2	
20	FRINK, Alanzo	•	3-4	0-0	2-2	3	3	6	2	8	0	0	0	1	21		
	Team					1	2	3		4							
Totals		23	51	8-18	13	19	11	30	41	24	67	11	21	3	10	200	

FG % 1st Half: 12-25 48.0% 2nd half: 11-26 42.3% Game: 23-51 45.1%
3FG % 1st Half: 3-5 60.0% 2nd half: 5-13 38.5% Game: 9-18 44.4%
FT % 1st Half: 1-2 50.0% 2nd half: 12-17 70.6% Game: 13-19 68.4%

Clemson 54 • 5-5,0-2 ACC

#	Player	Total			3-Ptr			Rebounds			PF	TP	A	T	Blk	Stl	Min
		FG	FGA	FG-FGA	FT	FTA	FT-FTA	Off	Def	Tot							
05	Hunter Tyson	•	0-0	0-0	0-0	2	2	4	2	0	0	1	0	1	0	15	
25	Aamir Simms	•	5-7	3-3	8-11	4	4	8	5	21	1	4	0	1	25		
02	Al-Amin Dawes	•	4-17	3-14	2-2	0	4	4	1	13	5	6	0	0	36		
13	Tevin Mack	•	1-8	1-6	0-0	0	4	4	2	3	0	1	1	0	26		
15	John Newman III	•	1-6	0-4	4-7	0	4	4	1	6	3	1	0	4	35		
01	Jonathan Baehre	•	0-1	0-1	0-0	0	4	4	0	0	0	5	0	0	13		
03	Chase Hunter	•	2-5	1-2	2-2	0	0	0	1	5	0	2	0	2	20		
08	Curran Scott	•	2-4	1-2	0-0	1	0	1	1	5	1	1	0	3	14		
21	Khavon Moore	•	0-1	0-0	0-0	0	0	0	1	0	0	0	0	0	3		
55	Trey Jermison	•	0-1	0-0	1-1	3	0	3	3	1	0	0	1	0	13		
	Team					0	0	0		1							
Totals		14	50	9-32	17	23	10	22	32	17	54	10	22	2	11	200	

FG % 1st Half: 7-26 26.9% 2nd half: 7-24 29.2% Game: 14-50 28.0%
3FG % 1st Half: 5-15 33.3% 2nd half: 4-17 23.5% Game: 9-32 28.1%
FT % 1st Half: 7-8 87.5% 2nd half: 10-15 66.7% Game: 17-23 73.9%


Officials: Doug Shows,Michael Stephens,Ted Valentine
Technical fouls: South Carolina-None. Clemson-None.
Attendance: 6394
2019-20 Men's Basketball. Round: 0. Clemson vs South Carolina. Played at Little

Score by periods	1st	2nd	Total
South Carolina	28	39	67
Clemson	26	28	54

Last FG - SC 2nd-01:25, Clem 2nd-06:38.
Largest lead - SC by 15 2nd-01:25, Clem by 3 1st-19:45.
SC led for 24:11. Clem led for 03:43. Game was tied for 03:36.

Score tied - 4 times.
Lead changed - 7 times.

Deadball Rebounds 2



70

59


GAME 12 (8-4)
Charlottesville, Va.
John Paul Jones Arena
Dec. 22, 2019
Bolden scores 22 to lead Carolina

CHARLOTTESVILLE - Jair Bolden scored 15 of his 22 points in the first half and AJ Lawson had 10 of his 14 in the second to help South Carolina beat No. 9 Virginia 70-59 on Sunday.

The Gamecocks (8-4) led 23-11, saw Virginia pull even at 45 with just over 11 minutes to play and promptly scored 12 of the next 17 points. The Cavaliers never got closer than five the rest of the way.

Mamadi Diakite scored a career-high 21 points to lead Virginia (9-2). The Cavaliers had a season-high 19 turnovers, leading to 23 Gamecocks points. South Carolina shot 55.1%, connecting on 27 of 49 attempts.

Justin Minaya added 12 points for South Carolina, 10 after halftime.



GAME 12

Official Basketball Box Score – Game Totals – Final Statistics
South Carolina vs Virginia
12/22/19 3:00 pm at Charlottesville, Va.

South Carolina 70 • 8-4,0-0 SEC

#	Player	Total			3-Ptr			Rebounds			PF	TP	A	T	Blk	Stl	Min
		FG	FGA	FG-FGA	FT	FTA	FT-FTA	Off	Def	Tot							
10	MINAYA, Justin	•	5-9	1-5	1-1	0	4	4	1	12	4	0	1	1	36		
21	KOTSAR, Maik	•	2-4	0-0	0-0	2	2	4	3	4	3	2	1	3	31		
24	BRYANT, Keyshawn	•	4-6	1-2	1-1	1	2	3	4	10	0	0	0	2	34		
00	LAWSON, AJ	•	5-12	0-3	4-6	1	2	3	3	14	1	4	0	0	24		
52	BOLDEN, Jair	•	8-13	4-6	2-4	0	2	2	22	0	0	0	0	1	37		
01	MOSS, TJ	•	0-0	0-0	0-0	0	0	0	0	0	0	1	0	0			

56
63

GAME 13 (8-5)
 Columbia, S.C.
 Colonial Life Arena
 Dec. 30, 2019
Kotsar scores team high 11

COLUMBIA - Christiaan Jones scored 18 points in his homecoming as Stetson beat a Southeastern Conference school for the first time since 2004 with a 63-56 victory over South Carolina on Monday.

The Gamecocks (8-5) had looked to build off its last outing, a 70-59 win at defending national champion Virginia on Dec. 22. Instead, South Carolina was stung by Jones, a Columbia native who played high school basketball with Gamecock coach Frank Martin's son Brandon before joining the Hatters (6-9).

Jones had two 3-pointers and was 10-of-13 from the foul line in Stetson's first victory against an SEC team since defeating Georgia 56-52 on Dec. 29, 2004.

South Carolina cut the Hatters' 13-point second-half lead to 51-49 after Justin Minaya's 3-pointer with 5:22 to play.

But Kenny Aninye hit two foul shots and Jahlil Rawley a 3-pointer to extend Stetson's edge. The Gamecocks could not respond.

South Carolina had the past eight days off since stunning Virginia - and it showed.

The Gamecocks missed seven of eight shots as the Hatters took off on a 16-6 run midway through the opening half for a 28-19 lead.

Rawley began the surge with a basket, Rob Perry scored five points in the run and Jones hit two foul shots for the Hatters' large lead.

South Carolina's two double-digit scorers coming in, AJ Lawson and Jair Bolden, were held to a combined eight points on 3-of-11 shooting.

Maik Kotsar led the Gamecocks with 11 points.

68
81

GAME 13 (8-6, 0-1 SEC)
 Columbia, S.C.
 Colonial Life Arena
 Jan. 7, 2020
Kotsar posts double-double in loss

COLUMBIA (AP) - Andrew Nembhard had 21 points and 10 assists as Florida held on to defeat South Carolina 81-68 on Tuesday night. Keyontae Johnson added 19 points for the Gators (10-4), who opened 2-0 in Southeastern Conference play for the third time in the past four seasons.

Nembhard was a big reason why. The 6-foot-5 sophomore made 8 of 14 shots, including three 3-pointers. He also had 10 of Florida's 13 assists as he controlled the action anytime South Carolina (8-6, 0-1) got close.

Johnson scored 10 of his points in the opening half as Florida played without leading scorer and rebounder Kerry Blackshear Jr. for all but two minutes due to foul trouble.

The Gamecocks cut the lead to a point twice in the second half, the last time on Maik Kotsar's bucket with 13:35 to play. But Scottie Lewis followed with a 3-pointer, Nembhard hit two foul shots and Blackshear made three attempts at the line to push the lead to 61-53.

Florida was still only up 73-68 on Kotsar's inside basket with 2:43 left. But Nembhard found Blackshear on the next possession, leading to a foul shot before Nembhard put things away with a no-doubt 3-pointer with 2:01 to go to stretch things to 77-68.

South Carolina could not respond in losing its third straight at home.

Kotsar led the Gamecocks with 18 points and 10 rebounds.

Florida played an efficient first half despite Blackshear's absence. The Gators, who came in 10th in the SEC in field-goal percentage, were 16 of 32 from the field in the opening half. Florida used a 24-13 surge during an 11-minute stretch of the first half to move in front. Lewis got the run started with seven straight points, Nembhard had a pair of baskets and Ques Glover made a long jumper from the right side as the Gators took a 40-33 lead with 1:24 left in the half.

The Gamecocks came in to the game dead last in SEC foul shooting (60.3 percent), yet hit 13 of 14 tries in the first 20 minutes. They finished 18 of 24 from the line.

55
56

GAME 15 (8-7, 0-2 SEC)
 Knoxville, Tenn.
 Thompson-Boling Arena
 Jan. 11, 2020
Kotsar leads Gamecocks in scoring

KNOXVILLE (AP) - John Fulkerson had 15 points and 10 rebounds and drew a game-clinching charge with 1.4 seconds left as Tennessee edged South Carolina 56-55 on Saturday.

South Carolina (8-7, 0-2 SEC) had the ball in the closing seconds with a chance to take the lead, but AJ Lawson drove into Fulkerson in the lane and was called for the offensive foul. Tennessee (10-5, 2-1) threw a long pass that Jordan Bowden caught while staying inbounds to run out the clock.

Lawson, who entered the day with a team-leading 15.2 points per game, had just four points Saturday and missed all seven of his field-goal attempts.

Santiago Vescovi had 13 points and Josiah-Jordan James had 10 for Tennessee. South Carolina's Maik Kotsar had 17 and Jermaine Couisnard had 15.

Tennessee led 56-53 and had possession in the final minute, but Lawson stole the ball from Vescovi and hit a pair of free throws with 36.5 seconds left to cut the lead to 56-55.

Bowden missed a 3-pointer on the Vols' next possession, but the ball went out of bounds off South Carolina with 10.4 seconds left. Tennessee then missed a desperation attempt as the shot clock expired, giving South Carolina one last chance that ended with the Lawson charge.

The narrow victory ended Tennessee's recent road woes.

Tennessee entered Saturday having lost three of its last four games at Thompson-Boling Arena, a stretch that followed a 31-game home winning streak.

The Vols owned the nation's longest active Division I home winning streak before losing 51-47 to No. 13 Memphis. Tennessee beat Jacksonville State in its next home game but followed that with home losses to Wisconsin and LSU.

Tennessee regained its homecourt edge Saturday despite shooting just 25.9% (14 of 54) from the floor and 19.4% (6 of 31) from 3-point range. South Carolina shot just 32.8% (20 of 61) overall and 15.4% (2 of 13) from beyond the arc.

The difference came at the foul line.

Tennessee shot 22 of 28 on free-throw attempts, including 14 of 16 in the second half. South Carolina went 7 of 15 in the second half and 13 of 22 for the game.

It was apparent pretty early that points would be at a premium. Each team had more turnovers than baskets in the first half.

Tennessee took a 7-0 lead in the first 90 seconds of the game and then went nearly 10 1/2 minutes before making its next basket. Tennessee later erased an eight-point, second-half deficit by going on a 14-2 run as South Carolina went over six minutes without a basket.

GAME 13
Stetson 63 • 6-9

Official Basketball Box Score - Game Totals - Final Statistics
Stetson vs South Carolina
 12/30/19 3 p.m. ET at Columbia, S.C. (Colonial Life Arena)

#	Player	Total			3-Ptr			Rebounds			PF	TP	A	T	Blk	Stl	Min
		FG	FGA	FT	FTA	Off	Def	Off	Def	Total							
35	KABIMBA, Joel	1-2	0-0	0-2	1 3 4	5	2	1	1	0	1	17					
15	DIAWARA, Mohamadou	3-8	0-1	3-4	1 4 5	5	9	0	2	1	0	25					
00	JONES, Christiaan	3-8	2-3	10-13	2 2 4	1	18	1	2	0	1	33					
02	PERRY, Rob	1-4	3-6	0-0	2 4 6	1	13	3	4	0	1	35					
01	ANINYE, Kenny	5-15	0-1	2-3	0 1 1	4	4	3	1	0	0	15					
01	PANZO, Whezha	0-1	0-0	1-2	1 6 7	4	1	0	0	1	1	27					
04	RAWLEY, Jahlil	3-5	2-4	8-12	1 4 5	1	16	3	3	0	3	32					
12	CRUTCHFIELD, Jalen	0-1	0-1	0-0	0 0 0	0	0	0	0	0	0	5					
20	FOUCART, Cyriaque	0-1	0-1	0-0	0 0 0	1	0	0	1	0	0	10					
21	GOUETY, Ricky	0-0	0-0	0-0	0 0 0	0	0	0	0	0	0	1					
	Team				1 1 2												
	Totals	16-45	7-17	24-36	9 25 34	22	63	11	14	2	7	200					

FG % 1st Half: 11-30 36.7% 2nd half: 5-15 33.3% Game: 16-45 35.6%
3FG % 1st Half: 4-11 36.4% 2nd half: 3-6 50.0% Game: 7-17 41.2%
FT % 1st Half: 7-11 63.6% 2nd half: 13-25 68.0% Game: 24-36 66.7%

Deadball Rebounds 5.3

South Carolina 56 • 8-5

#	Player	FG	FGA	FT	FTA	Off	Def	PF	TP	A	T	Blk	Stl	Min
11	MINAYA, Justin	4-8	1-2	1-2	3 6 9	1	6	1	2	0	0	37		
20	KOTSAR, Maik	2-6	0-0	3-4	1 3 4	5	11	2	0	0	3	28		
24	BRYANT, Keyshawn	1-2	0-3	0-0	1 0 1	3	4	2	3	1	0	23		
00	LAWSON, AJ	3-7	2-6	0-0	0 1 1	0	8	0	4	0	0	10		
52	BOLDEN, Jair	0-4	0-3	0-0	0 0 0	1	0	0	0	0	0	15		
01	MOSS, TJ	2-4	1-3	0-0	0 1 1	5	5	1	1	1	0	20		
05	COUISNARD, Jermaine	3-6	0-1	3-8	2 3 5	5	9	4	2	0	0	23		
12	HANNIBAL, Trae	3-8	0-1	2-5	2 3 5	3	8	2	3	0	2	19		
15	LEVEQUE, Wildens	1-2	0-0	1-1	2 4 6	0	3	0	1	0	1	7		
20	FRINK, Alanzo	0-1	0-0	2-4	1 3 4	4	2	1	1	2	0	18		
	Team				1 2 3									
	Totals	20-54	4-19	12-24	13 26 39	27	56	13	15	4	6	200		

FG % 1st Half: 11-29 37.9% 2nd half: 9-25 36.0% Game: 20-54 37.0%
3FG % 1st Half: 4-12 33.3% 2nd half: 4-12 33.3% Game: 4-19 21.1%
FT % 1st Half: 4-8 50.0% 2nd half: 8-16 50.0% Game: 12-24 50.0%

Deadball Rebounds 5.1

Officials: Mike Nance, Patrick Evans, Jerry Heater
Technical fouls: Stetson-None. South Carolina-None.
 Attendance: 10965

Score by periods	1st	2nd	Total
Stetson	33	30	63
South Carolina	26	30	56

Last FG - STET 2nd-01:26, SC 2nd-00:31.
Largest lead - STET by 13 2nd-14:42, SC by 4 1st-12:25.
STET led for 36:18. SC led for 02:34. Game was tied for 01:08.

Points	In	Off	2nd	Fast
STET	16	18	5	6
SC	28	10	5	12

Score tied - 5 times.
Lead changed - 4 times.

GAME 14
Florida 81 • 10-4, 2-0 SEC

Official Basketball Box Score - Game Totals - Final Statistics
Florida vs South Carolina
 1/7/20 7 p.m. ET at Columbia, S.C. (Colonial Life Arena)

#	Player	Total			3-Ptr			Rebounds			PF	TP	A	T	Blk	Stl	Min
		FG	FGA	FT	FTA	Off	Def	Off	Def	Total							
11	Johnson, Keyontae	8-13	0-3	3-4	0 8 8	2	19	0	3	0	2	36					
24	Blackshear, Kerry	2-7	0-0	7-10	1 4 5	3	11	0	1	0	0	20					
02	Nembhard, Andrew	8-14	3-5	2-2	0 3 3	0	21	10	4	1	3	37					
20	Locke, Noah	2-7	2-3	0-0	0 2 2	0	6	2	0	0	1	33					
23	Lewis, Scottie	4-9	1-3	6-6	2 7 9	4	15	1	2	1	1	34					
00	Glover, Ques	1-2	0-1	0-0	0 0 0	0	0	0	0	0	0	10					
01	Mann, Tre	0-1	0-1	0-0	0 0 0	3	0	0	0	0	0	6					
05	Payne, Omar	1-4	0-0	1-3	4 5 9	4	3	0	1	1	0	12					
21	Bassett, Dontay	2-3	0-0	0-0	1 1 2	2	4	0	0	0	0	10					
33	Jitoboh, Jason	0-0	0-0	0-0	1 0 1	1	0	0	0	0	0	2					
	Team				3 0 3												
	Totals	28-60	6-16	19-25	12 30 42	19	81	13	11	3	7	200					

FG % 1st Half: 16-32 50.0% 2nd half: 12-28 42.9% Game: 28-60 46.7%
3FG % 1st Half: 3-8 37.5% 2nd half: 3-8 37.5% Game: 6-16 37.5%
FT % 1st Half: 5-7 71.4% 2nd half: 14-18 77.8% Game: 19-25 76.0%

Deadball Rebounds 4.1

South Carolina 68 • 8-6, 0-1 SEC

#	Player	FG	FGA	FT	FTA	Off	Def	PF	TP	A	T	Blk	Stl	Min
11	MINAYA, Justin	1-3	0-1	2-4	1 4 5	3	4	1	1	1	0	20		
21	KOTSAR, Maik	7-12	0-0	4-4	3 7 10	3	18	2	2	0	2	36		
24	BRYANT, Keyshawn	5-10	0-1	4-5	1 3 4	4	14	3	4	0	0	35		
00	LAWSON, AJ	3-15	3-8	3-5	2 1 3	2	12	3	4	0	0	34		
52	BOLDEN, Jair	4-14	1-5	3-4	1 1 2	1	12	0	0	0	1	13		
01	MOSS, TJ	1-1	0-0	0-0	0 0 0	2	2	3	3	0	1	34		
04	MCCREARY, Jalyon	0-0	0-0	2-2	0 3 3	1	2	0	0	0	0	10		
12	HANNIBAL, Trae	2-2	0-0	0-0	0 0 0	0	4	0	0	0	1	2		
15	LEVEQUE, Wildens	0-0	0-0	0-0	0 0 0	3	0	0	0	0	0	6		
20	FRINK, Alanzo	0-3	0-0	0-0	0 1 1	2	0	0	2	0	0	10		
	Team				1 1 2									
	Totals	23-60	4-15	18-24	9 21 30	21	68	11	14	3	5	200		

FG % 1st Half: 11-28 39.3% 2nd half: 12-32 37.5% Game: 23-60 38.3%
3FG % 1st Half: 2-8 25.0% 2nd half: 2-7 28.6% Game: 4-15 26.7%
FT % 1st Half: 13-14 92.9% 2nd half: 5-10 50.0% Game: 18-24 75.0%

Deadball Rebounds 3.1

Officials: Doug Shows, Mike Nance, Will Howard
Technical fouls: Florida-None. South Carolina-None.
 Attendance: 10651

Score by periods	1st	2nd	Total
Florida	40	41	81
South Carolina	37	31	68

Last FG - UF 2nd-00:34, SC 2nd-02:43.
Largest lead - UF by 13 2nd-00:34, SC by 4 1st-18:25.
UF led for 28:45. SC led for 09:39. Game was tied for 01:28.

Points	In	Off	2nd	Fast
UF	28	17	10	11
SC	28	13	6	8

Score tied - 5 times.
Lead changed - 7 times.

GAME 15
South Carolina 55 • 8-7, 0-2 SEC

Official Basketball Box Score - Game Totals - Final Statistics
South Carolina vs Tennessee
 01/11/20 1:00 pm at Knoxville, Tenn.

#	Player	Total			3-Ptr			Rebounds			PF	TP	A	T	Blk	Stl	Min
		FG	FGA	FT	FTA	Off	Def	Off	Def	Total							
11	MINAYA, Justin	0-4	0-2	0-0	0 10 10	4	0	0	3	3	2	34					
21	KOTSAR, Maik	7-11	0-0	3-5	4 4 8	3	17	1	2	1	1	33					
24	BRYANT, Keyshawn	4-12															

81

78

GAME 16 (9-7, 1-2 SEC)
Columbia, S.C.
Colonial Life Arena
Jan. 15, 2020
Cousinard buzzer beater for win

81

67

GAME 17 (10-7, 2-2 SEC)
College Station, Texas
Reed Arena
Jan. 18, 2020
Bolden paces Gamecocks with 19

67

80

GAME 18 (10-8, 2-3)
Auburn, Ala.
Auburn Arena
Jan. 22, 2020
Carolina falls on the road

COLUMBIA (AP) - Freshman Jermaine Cousinard hit a 3-pointer as the buzzer sounded and South Carolina rallied from 14 points down in the second half to stun No. 10 Kentucky 81-78 on Wednesday night.

Cousinard had a career-high 26 points, including his game-winner that banked in for the Gamecocks (9-7, 1-2 Southeastern Conference). When it went through the net, Cousinard and his teammates ran around the court in celebration as the fans erupted in cheers.

Moments earlier, Immanuel Quickly banked home a shot with 4.1 seconds to go that tied things at 78. Quickly led Kentucky (12-4, 3-1) with 20 points.

Keyshawn Bryant scored 15 points for the Gamecocks, who had four players in double figures.

Kentucky led by 14 less than five minutes into the second half and was still up 54-41 on EJ Montgomery's two foul shots with 11:41 left.

That's when Justin Minaya started a 27-14 run over the next seven minutes that ended with Cousinard's basket off the glass to tie things at 68-all.

After Ashton Hagans put Kentucky up again with two foul shots, Minaya answered with a 3-pointer that sent the crowd into pandemonium.

Minaya added two more baskets between a drive by A.J. Lawson and South Carolina was ahead 76-71 with 1:46 to go.

Kentucky tied it a final time on Quickly's jumper after Lawson missed two foul shots with a chance to seal the game.

South Carolina ended a three-game losing streak against Kentucky. The Gamecocks past five wins over the Wildcats since 2009 have all come at Colonial Life Arena.

It was impossible to imagine South Carolina winning after an awful first half where it missed its first 10 shots and was shooting less than 25 percent from the field.

GAME 16

Official Basketball Box Score - Game Totals - Final Statistics																			
Kentucky vs South Carolina																			
1/15/20 6:30 p.m. ET at Columbia, S.C. (Colonial Life Arena)																			
Kentucky 78 • 12-4, 3-1 SEC																			
#	Player																		
		FG	FGA	FT	FTA	Rebounds	PF	TP	A	T	Blk	Stl	Min						
						Off Def Tot													
04	Richards, Nick	f	5-6	0-0	5-8	4 3 7	3	15	0	4	4	0	24						
12	Brooks Jr., Keion	f	0-5	0-2	0-0	3 4 7	3	0	0	1	1	2	13						
23	Montgomery, EJ	f	1-4	0-0	4-5	0 5 5	5	6	0	1	1	0	26						
00	Hagans, Ashton		2-10	0-2	9-11	0 4 4	5	13	7	5	0	0	32						
03	Maxey, Tyrese	g	5-7	2-2	1-2	0 1 1	2	13	1	0	0	0	32						
01	Sestina, Nate		3-6	1-3	0-1	2 2 4	1	7	0	2	0	1	21						
02	Whitney, Kahill		1-4	0-1	0-2	0 1 1	2	2	0	0	0	0	10						
03	Quickley, Immanuel		6-9	2-4	6-7	0 6 6	4	20	2	2	0	1	34						
10	Juzzang, Johnny		1-4	0-1	0-0	1 4 5	1	2	0	0	0	0	8						
	Team					0 1 1													
Totals			24-55	5-15	25-36	10 31 41	26	78	10	15	6	5	200						
FG % 1st Half: 12-28 42.9%			2nd half: 12-27 44.4%		Game: 24-55 43.6%														
3FG % 1st Half: 2-7 28.6%			2nd half: 3-8 37.5%		Game: 5-15 33.3%														
FT % 1st Half: 17-22 77.3%			2nd half: 18-24 75.0%		Game: 25-36 69.4%														
Deadball Rebounds																			

South Carolina 81 • 9-7, 1-2 SEC

#	Player																		
		FG	FGA	FT	FTA	Rebounds	PF	TP	A	T	Blk	Stl	Min						
						Off Def Tot													
10	MINAYA, Justin	f	4-9	2-5	1-2	3 3 6	5	11	2	1	1	1	32						
01	KOTSAR, Maik	f	0-1	0-0	0-0	1 3 4	5	0	1	0	1	2	12						
24	BRYANT, Keyshawn	f	6-11	0-2	3-5	3 2 5	3	15	2	0	0	0	24						
01	LAWSON, AJ	g	1-9	0-5	3-6	0 3 3	3	5	0	2	0	1	31						
05	COUSINARD, Jermaine	g	9-22	4-5	4-7	1 2 3	2	26	3	1	0	1	34						
01	MOSS, TJ		4-9	1-2	1-1	0 3 3	2	10	3	0	0	0	23						
04	MCCREARY, Jalyln		3-4	0-0	0-1	1 2 3	4	6	0	0	0	0	12						
12	HANNUBAL, Triae		0-0	0-0	0-0	1 1 2	3	0	1	1	0	0	9						
15	LEVEQUE, Wildens		1-2	0-0	0-3	1 1 2	0	2	0	0	0	0	7						
20	FRINK, Alanzo		1-4	0-0	4-5	4 1 5	1	6	1	0	1	0	16						
	Team					5 0 5													
Totals			29-73	7-19	16-30	20 23 43	28	81	13	9	3	5	200						
FG % 1st Half: 9-37 24.3%			2nd half: 20-36 55.6%		Game: 29-73 39.7%														
3FG % 1st Half: 2-10 20.0%			2nd half: 5-9 55.6%		Game: 7-19 36.8%														
FT % 1st Half: 5-9 55.6%			2nd half: 11-21 52.4%		Game: 16-30 53.3%														
Deadball Rebounds																			

Officials: Pat Adams, Michael Roberts, Mike Nance
Technical fouls: Kentucky-Maxey, Tyrese. South Carolina-None.
Attendance: 18000

Score by periods	1st	2nd	Total
Kentucky	33	45	78
South Carolina	25	56	81

Last FG - UK 2nd-00:05, SC 2nd-00:00.
Largest lead - UK by 14 2nd-16:34, SC by 6 2nd-01:04.
UK led for 35:12, SC led for 03:41. Game was tied for 01:07.

Score tied - 3 times.
Lead changed - 1 time.

GAME 17

Official Basketball Box Score - Game Totals - Final Statistics																			
South Carolina 81 • 10-7, 2-2 SEC																			
#	Player																		
		FG	FGA	FT	FTA	Rebounds	PF	TP	A	T	Blk	Stl	Min						
						Off Def Tot													
10	MINAYA, Justin	f	6-11	4-8	2-2	2 6 8	2	18	5	1	2	1	40						
21	KOTSAR, Maik	f	3-11	0-0	0-0	4 6 10	3	6	7	1	0	3	37						
24	BRYANT, Keyshawn	f	0-2	0-0	0-0	0 0 0	1	0	0	1	1	1	3						
01	LAWSON, AJ	g	4-7	4-7	1-2	0 4 4	5	13	0	3	0	0	16						
05	COUSINARD, Jermaine	g	7-13	3-8	0-0	0 2 2	2	17	3	8	0	1	37						
02	ANDERSON, Trey		0-0	0-0	0-0	0 0 0	0	0	0	0	0	0	1						
04	MCCREARY, Jalyln		1-1	0-0	4-4	1 2 4	4	6	1	0	0	0	13						
14	NELSON, Nathan		0-0	0-0	0-0	0 0 0	1	0	0	0	0	0	4						
15	LEVEQUE, Wildens		0-0	0-0	0-0	0 0 0	4	0	0	0	0	0	7						
20	FRINK, Alanzo		1-3	0-0	0-0	3 1 4	5	2	0	0	0	0	9						
52	BOLDEN, Jair		7-12	5-7	0-0	1 3 4	0	19	6	1	0	2	33						
	Team					3 1 4													
Totals			29-60	16-30	7-8	14 24 38	27	81	22	16	3	8	200						
FG % 1st Half: 13-27 48.1%			2nd half: 16-33 48.5%		Game: 29-60 48.3%														
3FG % 1st Half: 6-12 50.0%			2nd half: 10-18 55.6%		Game: 16-30 53.3%														
FT % 1st Half: 7-8 87.5%			2nd half: 0-0 0.0%		Game: 7-8 87.5%														
Deadball Rebounds																			

Texas A&M 67 • 8-8, 2-2 SEC

#	Player		FG	FGA	FT	FTA	Rebounds	PF	TP	A	T	Blk	Stl	Min
							Off Def Tot							
05	Emanuel Miller	f	1-2	0-0	7-10	1 8 9	2	9	1	3	0	0	31	
35	Josh Nebo		6-10	0-0	6-7	1 1 2	2	18	1	0	3	0	38	
01	Savion Flagg	g	3-9	0-3	2-5	4 1 5	0	8	4	2	0	1	32	
11	Wendell Mitchell	g	2-5	1-3	2-2	0 0 0	2	7	0	0	0	0	22	
02	Andre Gordon	g	3-10	3-3	4-5	0 2 2	10	1	4	0	1	1	32	
00	Jay Jay Chandler		1-5	1-4	0-0	0 0 0	2	3	0	2	0	1	15	
03	Quenton Jackson		2-3	1-1	7-12	0 3 3	3	12	2	2	0	1	26	
12	Mark French		0-0	0-0	0-0	0 0 0	0	0	0	0	0	0	2	
10	Jonathan Aku		0-0	0-0	0-0	1 1 1	0	0	0	0	0	0	2	
35	Yavuz Gultekin		0-0	0-0	0-0	0 0 0	0	0	0	0	0	0	0+	
	Team					3 2 5								
Totals			18-44	3-14	28-41	9 18 27	14	67	9	13	3	6	200	
FG % 1st Half: 9-26 34.6% 2nd Half: 9-18 50.0% Game: 18-44 40.9%														
3rd Half: 2-6 33.3% 4th Half: 8-10 80.0% Game: 18-44 40.9%														
FT % 1st Half: 13-17 76.5% 2nd Half: 15-24 62.5% Game: 28-41 68.3%														
Team FTAM 6														
Officials: Robert Felder, John Hampton, Todd Austin														
Technical Fouls: South Carolina-Team, Texas A&M-None														
Attendance: 7466														
2019-20 Men's Basketball, Round: 0, South Carolina vs Texas A&M, Played at Ray														
Score by periods			1st	2nd	Total	Points			In	Off	Out	Fast	Bench	
South Carolina			33	31	64	SC			22	15	12	11	27	
Texas A&M			33	34	67	TAM			30	22	15	12	17	

90

64

GAME 19 (11-8, 3-3 SEC)

Columbia, S.C.

Colonial Life Arena

Jan. 25, 2020

Minaya has double-double in win

COLUMBIA - Justin Minaya had 14 points and 12 rebounds to lead South Carolina to a 90-64 victory over Vanderbilt on Saturday night, the Commodores' SEC-record tying 24th straight conference loss.

Vanderbilt (8-11, 0-6 Southeastern Conference) matched the league's basketball mark for consecutive losses set by Sewanee from 1938-40.

Sewanee left the SEC after that season. Vanderbilt will look to avoid holding the dubious record alone when it goes to No. 15 Kentucky on Wednesday night.

The Commodores have lost 11 straight at Kentucky with their last win their coming in 2007.

South Carolina (11-8, 3-3) won its third straight over Vanderbilt and for the third time in four SEC games after opening conference play 0-2.

Minaya, the smooth-shooting sophomore, led five players in double figures for South Carolina with his second career double-double. Minaya also had four assists, two steals and a block.

The Gamecocks, 10th in SEC field goal percentage coming in, used some on-target shooting to open a double-digit lead in the first half.

The Gamecocks made six of seven shots midway through the opening period to stretch a one-point lead into a 31-19 margin with less than seven minutes to the break.

Freshman Jalyn McCreary had three baskets during the burst to extend his perfect touch to seven straight over South Carolina's last four games. McCreary, who finished with 11 points, missed his first attempt of the second half to end the streak.

But the Gamecocks couldn't stop sending Vanderbilt to the free-throw line. South Carolina committed 18 fouls as the Commodores went 15-of-23 from the line the first 20 minutes. Vanderbilt shot just 12 free throws in the second half.

South Carolina coach Frank Martin was so frustrated he picked up a technical foul.

The Gamecocks built a 24-point lead in the second half as Vanderbilt could not keep up.

AJ Lawson also had 14 points for South Carolina.

Saben Lee had 17 points to lead Vanderbilt.

GAME 19

Official Basketball Box Score -- Game Totals -- Final Statistics

Vanderbilt vs South Carolina

1/25/20 8 p.m. ET at Columbia, S.C. (Colonial Life Arena)

Vanderbilt 64 • 8-11, 0-6 SEC

#	Player	3-Ptr				Rebounds								
		Total	FG-FGA	FG-FGA	FT-FTA	Off	Def	TP	PF	A	To	Bk	Stl	Min
00	LEE, Saban	5	-14	0-4	7-15	1	2	3	0	17	3	1	1	24
01	DISB, Danny	2	-7	-1	0-6	0	5	5	3	5	1	0	0	21
02	PIPER, Scotty	1	0-1	0-1	3-4	1	1	0	0	1	0	0	0	23
03	EVANS, Maxwell	1	-6	-1	0-0	0	1	2	3	4	3	0	2	26
04	WRIGHT, Jordan	1	-5	-2	8-10	1	2	3	3	10	1	1	0	20
11	ALBERT, Braelee	1	-3	-2	0-0	0	2	0	2	4	2	0	1	14
12	MOYER, Matthew	1	0-3	0-2	0-0	0	1	1	1	1	0	0	0	18
13	RIE, Cissale	1	-3	-2	0-0	0	1	1	1	6	2	0	0	11
21	JOSSIEL, Jon	0	0-0	0-0	0-0	0	1	1	0	0	0	0	0	2
30	OBINNA, Ejike	1	-1	0	3-4	3	2	5	5	0	1	0	0	18
35	JANKOVIC, Oton	1	-1	-1	0-0	1	0	0	0	0	0	0	0	4
	Team					1	20	31	64	9	10	2	6	200
	Totals	19-57	5-30	21-35	11	1	30	21	64	9	10	2	6	200

FG % 1st Half:	9-26	34.6%	2nd half:	10-31	32.3%	Game:	19-57	33.3%	Deadball
3FG % 1st Half:	2-13	15.4%	2nd half:	3-17	17.6%	Game:	5-30	16.7%	Rebounds
FT % 1st Half:	15-23	65.2%	2nd half:	6-12	50.0%	Game:	21-35	60.0%	7.1

South Carolina 90 • 11-8, 3-3 SEC

#	Player	3-Ptr			Rebounds		PF		A To		Bk	Stl	Min
		Total	FG	FGA	FT	FTA	Off	Def	Total	Ass			
00	LAWSON, AJ	6-11	2-6	0-0	0	0	1	4	14	1	1	0	27
05	COUSINARD, Jermaine	2-3	0-1	3-3	0	2	1	4	7	3	3	0	18
10	MINAYA, Justin	5-9	1-4	3-4	6	6	12	2	14	4	0	1	25
20	KOPAR, Mark	1-3	0-0	0-0	1	1	2	3	2	1	0	0	11
21	BRVANT, Keyshawn	2-7	1-3	0-0	0	0	0	0	0	0	0	0	22
01	MOSS, TJ	0-2	0-1	0-0	0	1	1	3	0	0	0	0	8
02	ANDERSON, Trey	0-0	0-0	0-0	0	0	0	0	0	0	0	0	3
04	MCCREARY, Jalyn	4-5	0-5	0-4	0	5	5	4	11	0	0	1	14
12	HANNIBAL, Trace	2-3	0-0	3-1	1	3	4	2	4	5	0	0	16
13	HENRY, Michael	0-0	0-0	0-0	0	0	0	0	0	0	0	0	0
14	NELSON, Nathan	0-1	0-0	0-0	0	0	0	0	0	0	0	0	2
15	LEVEQUE, Wildens	0-0	0-0	2-4	1	2	3	2	2	0	1	0	9
20	FRINK, Alizee	4-5	0-0	5-5	1	2	3	1	13	1	1	0	11
23	GREEN, Mike	1-1	1-1	0-0	0	0	3	3	3	1	0	0	2
25	BOLDEN, Brian	5-10	3-5	0-0	3	3	4	13	2	1	0	0	20
Team													
Totals		33-61	17-38	17-24	11	32	43	29	90	20	11	2	600

FG % 1st Half: 18-30	60.0%	2nd half: 15-31	48.4%	Game: 33-61	54.1%	Deadball Rebound 3,2
3FG % 1st Half: 3-10	30.0%	2nd half: 4-8	50.0%	Game: 7-18	38.9%	
FT % 1st Half: 5-9	55.6%	2nd half: 12-15	80.0%	Game: 17-24	70.8%	

Officials: Pat Adams, Wil Howard, R.B. Clyburn
Technical judge: Vanderbilt, Nono, South Carolina TEAM

Technical fouls: V
Attendance: 1239
Game time: 1:58

Score by periods	1st	2nd	Total
Vanderbilt	35	29	64
South Carolina	44	46	90

	In	Off	2nd	Fast	
Points	Paint	T/O	Chance	Break	Bench
VU	26	9	11	6	18
SC	44	14	15	16	46

Last FG - VU 2nd-01:33, SC 2nd-00:18.
Largest lead - VU by 3 1st-18:46, SC by 26 2nd-02:52.
VU led for 01:34, SC led for 37:13. Game was tied for 01:07.

Score tied - 1 time.
Lead changed - 1 time

2 TREY ANDERSON

FRESHMAN - F - 6-6 - 203 - SAN DIEGO, CALIF./MATER DEI CATHOLIC/WOODSTOCK ACADEMY

CAREER HIGHS

Points	2	vs. Wichita State (Nov. 26, 2019)
FG	-	-
FGA	3	vs. Wichita State (Nov. 26, 2019)
3FG	-	-
3FGA	1	vs. Wichita State (Nov. 26, 2019)
FT Made	2	vs. Wichita State (Nov. 26, 2019)
FT Attempts	2	vs. Wichita State (Nov. 26, 2019)
Rebounds	-	-
Assists	-	-
Blocks	-	-
Steals	-	-
Minutes	5	vs. Wichita State (Nov. 26, 2019)

SUPERLATIVES

Double-figure scoring	'19-20
Double-figure rebounding	-
Double-double	-
2+ blocks	-
Team high scoring	-
Team high rebounding	-
Team high blocks	-

includes led, or shared team high



2019-20 GAME-BY-GAME

OPP, DATE	MIN	FG	PCT.	3FG	PCT.	FT	PCT.	O-D-T	PF	A	TO	BLK	STL	PTS
N. Alabama, 11/6	1	0-0	.000	0-0	.000	0-0	.000	0-0-0	0	0	0	0	0	0
Wyoming, 11/10	-	-	-	-	-	DNP - Coaches Decision	-	-	-	-	-	-	-	-
Cleveland St., 11/15	4	0-2	.000	0-0	.000	0-0	.000	0-0-0	1	0	0	0	1	0
Boston U, 11/19	-	-	-	-	-	DNP - Coaches Decision	-	-	-	-	-	-	-	-
Gardner-Webb, 11/22	-	-	-	-	-	DNP - Coaches Decision	-	-	-	-	-	-	-	-
vs. Wichita State, 11/26	5	0-3	.000	0-1	.000	2-2	1.000	0-0-0	1	0	0	0	0	2
vs. UNI, 11/27	-	-	-	-	-	DNP - Coaches Decision	-	-	-	-	-	-	-	-
George Wash., 12/1	-	-	-	-	-	DNP - Coaches Decision	-	-	-	-	-	-	-	-
at UMass, 12/4	-	-	-	-	-	DNP - Coaches Decision	-	-	-	-	-	-	-	-
Houston, 12/8	-	-	-	-	-	DNP - Coaches Decision	-	-	-	-	-	-	-	-
at Clemson, 12/15	-	-	-	-	-	DNP - Coaches Decision	-	-	-	-	-	-	-	-
at Virginia, 12/22	-	-	-	-	-	DNP - Coaches Decision	-	-	-	-	-	-	-	-
Stetson, 12/30	-	-	-	-	-	DNP - Coaches Decision	-	-	-	-	-	-	-	-
Florida, 1/7	-	-	-	-	-	DNP - Coaches Decision	-	-	-	-	-	-	-	-
at Tennessee, 1/11	-	-	-	-	-	DNP - Coaches Decision	-	-	-	-	-	-	-	-
Kentucky, 1/15	-	-	-	-	-	DNP - Coaches Decision	-	-	-	-	-	-	-	-
at Texas A&M, 1/18	1	0-0	.000	0-0	.000	0-0	.000	0-0-0	0	0	0	0	0	0
at Auburn, 1/22	-	-	-	-	-	DNP - Coaches Decision	-	-	-	-	-	-	-	-
Vanderbilt, 1/25	3	0-0	.000	0-0	.000	0-0	.000	0-0-0	0	0	0	0	0	0
at Arkansas, 1/29	-	-	-	-	-	-	-	-	-	-	-	-	-	-
Missouri, 2/1	-	-	-	-	-	-	-	-	-	-	-	-	-	-
at Ole Miss, 2/5	-	-	-	-	-	-	-	-	-	-	-	-	-	-
Texas A&M, 2/8	-	-	-	-	-	-	-	-	-	-	-	-	-	-
at Georgia, 2/12	-	-	-	-	-	-	-	-	-	-	-	-	-	-
Tennessee, 2/15	-	-	-	-	-	-	-	-	-	-	-	-	-	-
at Miss. State, 2/19	-	-	-	-	-	-	-	-	-	-	-	-	-	-
LSU, 2/22	-	-	-	-	-	-	-	-	-	-	-	-	-	-
Georgia, 2/26	-	-	-	-	-	-	-	-	-	-	-	-	-	-
at Alabama, 2/29	-	-	-	-	-	-	-	-	-	-	-	-	-	-
Miss. State, 3/3	-	-	-	-	-	-	-	-	-	-	-	-	-	-
at Vanderbilt, 3/7	-	-	-	-	-	-	-	-	-	-	-	-	-	-

* indicates starter

PLAYER BIO

2019-20

- > Scored first points of his career vs. Wichita State (Nov. 26)
- > Collected a steal in home win over Cleveland State (Nov. 15)
- > Saw action in season opener vs. North Alabama (Nov. 6)

Personal

- > Following prep career, spent a post-grad season at Woodstock Academy, averaging 10 points and seven rebounds per game
- > Averaged 16.7 points and a team-best 7.4 rebounds per game to help lead Mater Dei Catholic squad to a league championship title and a berth in the San Diego Section Open Division semifinal playoffs as a senior
- > Named the 2017-18 Mesa League Player of the Year (The Star News) as a senior
- > Labeled as a strong shooter, who is a competitor with great length
- > Major is undecided
- > Son of Lisa and Curtis Anderson
- > Has a brother, Dominick, and a sister, Taisha
- > Brother, Dominick, is a tight end on the University of Tennessee football team
- > Credits LeBron James as his favorite NBA player

CAREER STATS

Season	GP-GS	Min	Avg	FG	FGA	Pct	3FG	3FGA	Pct	FT	FTA	Pct	Off	Def	Tot	Avg	PF	FO	Ast	TO	Blk	Stl	Pts	Avg
2019-20	5-0	14	2.8	0	5	.000	0	1	.000	2	2	1.000	0	0	0	0.0	2	0	0	0	0	1	2	0.4

(SEC ONLY)

Season	GP-GS	Min	Avg	FG	FGA	Pct	3FG	3FGA	Pct	FT	FTA	Pct	Off	Def	Tot	Avg	PF	FO	Ast	TO	Blk	Stl	Pts	Avg
2020	2-0	4	2.0	0	0	.000	0	0	.000	0	0	.000	0	0	0	0.0	0	0	0	0	0	0	0	0.0

52 JAIRO BOLDEN

R-JUNIOR - G - 6-3 - 215 - BROOKLYN, N.Y./WESTTOWN SCHOOL (PA.)/GEORGE WASHINGTON

CAREER HIGHS

Points	25	vs. Princeton (Dec. 6, 2017)
FG	8	2x, last at Virginia (Dec. 22, 2019)
FGA	22	vs. Xavier (Nov. 23, 2017)
3FG	5	at Texas A&M (Jan. 18, 2020)
3FGA	12	vs. Xavier (Nov. 23, 2017)
FT Made	7	vs. Princeton (Dec. 6, 2017)
FT Attempts	10	vs. Princeton (Dec. 6, 2017)
Rebounds	8	vs. North Alabama (Nov. 6, 2019)
Assists	8	vs. Duquesne (Jan. 31, 2018)
Blocks	2	2x, last vs. Xavier (Nov. 23, 2017)
Steals	3	twice, last vs. Cleveland State (Nov. 15, 2019)
Minutes	40	vs. Morgan State (Nov. 29, 2017)

SUPERLATIVES

	'19-20	Career
Double-figure scoring	12	38
Double-figure rebounding	-	-
Double-double	-	-
3+ assists	4	32
Team high scoring*	2	2
Team high rebounding*	1	1
Team high assists*	2	2
Team high steals*	2	2

*includes led, or shared team high
* at Carolina*



2019-20 GAME-BY-GAME

OPP, DATE	MIN	FG	PCT.	3FG	PCT.	FT	PCT.	O-D-T	PF	A	TO	BLK	STL	PTS
N. Alabama, 11/6 *	23	5-9	.556	1-3	.333	3-4	.750	1-7-8	1	1	0	1	2	14
Wyoming, 11/10*	23	4-6	.667	3-4	.750	0-0	.000	0-6-6	1	1	1	0	1	11
Cleveland St., 11/15*	21	5-7	.714	2-4	.500	0-0	.000	0-1-1	1	3	0	0	3	12
Boston U, 11/19*	25	4-10	.400	0-4	.000	0-0	.000	1-6-7	2	2	3	1	0	8
Gardner-Webb, 11/22*	26	4-7	.571	1-3	.333	1-2	.500	0-3-3	2	1	0	0	2	10
vs. Wichita State, 11/26*	21	2-10	.200	1-3	.333	0-0	.000	0-1-1	2	2	2	1	0	5
vs. UNI, 11/27*	33	4-8	.500	3-4	.750	0-0	.000	0-4-4	5	3	1	0	1	11
George Wash., 12/1*	29	5-12	.417	0-3	.000	2-4	.500	0-4-4	1	1	3	0	0	12
at UMass, 12/4*	8	0-1	.000	0-0	.000	0-0	.000	0-0-0	3	0	0	0	1	0
Houston, 12/8*	17	3-7	.429	1-2	.500	0-0	.000	1-3-4	2	0	0	0	0	7
at Clemson, 12/15*	24	3-8	.375	2-6	.333	2-2	1.000	0-3-3	0	3	2	0	2	10
at Virginia, 12/22*	37	8-13	.615	4-6	.667	2-4	.500	0-2-2	2	0	0	0	1	22
Stetson, 12/30*	15	0-4	.000	0-3	.000	0-0	.000	0-0-0	1	0	0	0	0	0
Florida, 1/7*	34	4-14	.286	1-5	.200	3-4	.750	1-1-2	1	0	0	0	1	12
at Tennessee, 1/11*	12	0-5	.000	0-1	.000	2-2	1.000	0-2-2	2	0	1	0	2	2
Kentucky, 1/15	-	-	-	-	-	-	-	-	-	-	-	-	-	-
at Texas A&M, 1/18	33	7-12	.583	5-7	.714	0-0	.000	1-3-4	0	6	1	0	2	19
at Auburn, 1/22	21	4-12	.333	2-5	.400	0-0	.000	0-0-0	3	1	0	0	0	10
Vanderbilt, 1/25	20	5-10	.500	3-5	.600	0-0	.000	0-3-3	4	2	1	0	0	13
at Arkansas, 1/29														
Missouri, 2/1														
at Ole Miss, 2/5														
Texas A&M, 2/8														
at Georgia, 2/12														
Tennessee, 2/15														
at Miss. State, 2/19														
LSU, 2/22														
Georgia, 2/26														
at Alabama, 2/29														
Miss. State, 3/3														
at Vanderbilt, 3/7														

* indicates starter

PLAYER BIO

2019-20

- > Hit a trio of 3s and had 13 points off the bench in win vs. Vanderbilt (Jan. 25)
- > Had team-high 19 points off the bench in 81-78 road win at Texas A&M (Jan. 18); was 5-of-7 from distance and helped the team match school record for made 3s (16)
- > Led team with 22 points (15 in first half) in 70-59 road win at No. 9 UVA; matched career-highs for made FGs (8) and 3FGs (4); first 20-plus scoring outing in Garnet and Black earned him SEC Co-Player of the Week honors
- > Had 10 points, all in the second half, in double-digit road win at Clemson (Dec. 15)
- > Scored 12 points in win vs. George Washington (Dec. 1)
- > 11 points, hitting a trio of 3s vs. UNI (Nov. 27)
- > Scored 12 points, and matched career high with three steals in home win over Cleveland State (Nov. 15)
- > Scored 11 points, with six rebounds, and assist and steal in win over Wyoming (Nov. 10)
- > Scored 14 points in South Carolina debut vs. North Alabama (Nov. 6); also pulled down a career high eight rebounds against the Lions

Career Highlights

- > Transferred to Carolina during the summer of 2018 after spending two seasons at George Washington
- > At GW, averaged 7.9 points per game, paced by 11.2 points per outing during sophomore season
- > Led the team in points (359), assists (98) and 3-point attempts (173) as a sophomore for the Colonials
- > Tallied 20 double-figure scoring games as a sophomore, including career high 25 points vs. Princeton (12/6/17)

Personal

- > A three-star prospect following prep career at Westtown School, where he was named Athlete of the Year following both his junior and senior seasons
- > Led Westtown to its first state championship in any sport as a senior, en route to Third Team All-State honors
- > Son of Joel Bolden and Lesley D'Almeida
- > Has a brother, Grey, and a sister, Kaya
- > A retail management major
- > His favorite athlete is Stephon Marbury, and his favorite sport other than basketball is tennis
- > Also skateboards in his spare time

CAREER STATS

Season	GP-GS	Min	Avg	FG	FGA	Pct	3FG	3FGA	Pct	FT	FTA	Pct	Off	Def	Tot	Avg	PF	FO	Ast	TO	Blk	Stl	Pts	Avg
2016-17*	35-16	627	17.9	59	164	.360	27	81	.333	23	35	.647	16	46	62	1.8	46	0	66	54	9	16	168	4.8
2017-18*	32-24	1044	32.6	131	356	.368	55	173	.318	42	62	.677	12	85	97	3.0	53	0	98	74	9	24	359	11.2
2019-20	18-15	421	23.4	67	155	.432	29	68	.426	15	22	.682	5	49	54	3.0	33	1	26	15	3	18	178	9.9
Totals	84-56	2059	24.5	250	663	.377	106	315	.337	80	119	.672	32	177	209	2.5	132	1	184	142	21	56	686	8.2

* at George Washington

(SEC ONLY)

Season	GP-GS	Min	Avg	FG	FGA	Pct	3FG	3FGA	Pct	FT	FTA	Pct	Off	Def	Tot	Avg	PF	FO	Ast	TO	Blk	Stl	Pts	Avg
2020	5-2	120	24.0	20	53	.377	11	23	.478	5	6	.833	2	9	11	2.2	10	0	9	3	0	5	56	11.2

24 KEYSHAWN BRYANT

SOPHOMORE - F - 6-5 - 197 - WINTER HAVEN, FLA./WINTER HAVEN

CAREER HIGHS

Points	21	vs. USC Upstate (Nov. 6, 2018)
FG	8	2x, last vs. North Greenville (Dec. 31, 2018)
FGA	14	at Texas A&M (March 5, 2019)
3FG	1	7x, last at Virginia (Dec. 22, 2019)
3FGA	2	7x, last at Virginia (Dec. 22, 2019)
FT Made	5	vs. USC Upstate (Nov. 6, 2018)
FT Attempts	7	2x, last vs. Arkansas (Feb. 9, 2019)
Rebounds	7	2x, last at Missouri (March 2, 2019)
Assists	5	vs. Auburn (Jan. 22, 2019)
Blocks	2	4x, last at Tennessee (Jan. 11, 2020)
Steals	3	2x, last at Clemson (Dec. 15, 2019)
Minutes	39	at Missouri (March 2, 2019))

SUPERLATIVES

	'19-20	Career
Double-figure scoring	4	16
Double-figure rebounding	-	-
Double-double	-	-
2+ blocks	2	4
Team high scoring	-	2
Team high rebounding	-	3
Team high blocks	1	7
Team high steals	1	6

includes led, or shared team high



2019-20 GAME-BY-GAME

OPP, DATE	MIN	FG	PCT.	3FG	PCT.	FT	PCT.	O-D-T	PF	A	TO	BLK	STL	PTS
N. Alabama, 11/6	-	-	-	-	-	DNP	-	-	-	-	-	-	-	-
Wyoming, 11/10	-	-	-	-	-	DNP	-	-	-	-	-	-	-	-
Cleveland St., 11/15	-	-	-	-	-	DNP	-	-	-	-	-	-	-	-
Boston U, 11/19	-	-	-	-	-	DNP	-	-	-	-	-	-	-	-
Gardner-Webb, 11/22	-	-	-	-	-	DNP	-	-	-	-	-	-	-	-
vs. Wichita State, 11/26	-	-	-	-	-	DNP	-	-	-	-	-	-	-	-
vs. UNI, 11/27	-	-	-	-	-	DNP	-	-	-	-	-	-	-	-
George Wash., 12/1	-	-	-	-	-	DNP	-	-	-	-	-	-	-	-
at UMass, 12/4	22	5-9	.556	0-1	.000	3-5	.600	0-1-1	1	2	2	0	0	13
Houston, 12/8	14	2-4	.500	0-1	.000	0-0	.000	0-0-0	2	1	2	0	0	4
at Clemson, 12/15*	29	2-6	.333	0-1	.000	3-4	.750	1-3-4	3	0	3	2	3	7
at Virginia, 12/22*	12	4-6	.667	1-2	.500	1-1	1.000	1-2-3	4	0	0	0	2	10
Stetson, 12/30*	20	2-8	.250	0-3	.000	0-0	.000	1-0-1	3	2	3	1	0	4
Florida, 1/7*	35	5-10	.500	0-1	.000	4-5	.800	1-3-4	4	3	4	0	0	14
at Tennessee, 1/11*	24	4-12	.333	0-1	.000	0-3	.000	5-1-6	4	2	4	2	1	8
Kentucky, 1/15*	24	6-11	.545	0-2	.000	3-5	.600	3-2-5	3	2	4	0	0	15
at Texas A&M, 1/18*	3	0-2	.000	0-0	.000	0-0	.000	0-0-0	1	0	1	1	1	0
at Auburn, 1/22	-	-	-	-	-	DNP	-	-	-	-	-	-	-	-
Vanderbilt, 1/25*	22	3-7	.429	0-0	.000	1-3	.333	1-3-4	4	2	4	0	0	7
at Arkansas, 1/29														
Missouri, 2/1														
at Ole Miss, 2/5														
Texas A&M, 2/8														
at Georgia, 2/12														
Tennessee, 2/15														
at Miss. State, 2/19														
LSU, 2/22														
Georgia, 2/26														
at Alabama, 2/29														
Miss. State, 3/3														
at Vanderbilt, 3/7														

* indicates starter

PLAYER BIO

2019-20

> Left game and did not return after collision early in the first half of a road win at Texas A&M (Jan. 18)
 > Had a season-high 15 points on 6-of-11 shooting in 81-78 win vs. No. 10 Kentucky (Jan. 15)
 > Scored 14 points (5-for-10 FGs) in SEC opener vs. Florida (Jan. 7)
 > Had 10 points (4-for-6 FGs) in just 12 minutes of action in a road win at No. 9 UVA (Dec. 22)
 > Started for the first time in a double-digit road win at Clemson (Dec. 15); finished with seven points, four rebounds, three steals and two blocks in a season-high 29 minutes
 > Made season debut in road win at UMass (Dec. 4) and had 13 points (5-for-9 FG) in 22 minutes of action
 > Suffered left knee injury during preseason practice and had surgery on Oct. 31

Career Highlights

> Saw action in all 32 contests during his rookie season, averaging 9.0 points and 3.8 rebounds per game
 > As a freshman, had 14 double-figure scoring games, including a season high 21 points in career debut vs. USC Upstate
 > Led the Gamecocks with 29 dunks on the year as a rookie

Personal

> A four-star prospect according to ESPN.com, and a three-star prospect according to 247sports.com
 > Averaged 22.5 points and 8.2 rebounds per game during senior season at Winter Haven, helping his squad to the state tournament
 > Scored over 1,000 points during high school career at Winter Haven
 > Named The Ledger's (Lakeland, Fla.), All-County Player of the Year following senior campaign
 > Spent junior season at Huntington Prep in West Virginia
 > Son of Adrian Bryant III and Shana Edwards
 > Has a brother, Adrian Bryant, and two sisters, Dashanquie and Deondria Henry
 > An African American studies major
 > Favorite athlete is Andrew Wiggins and his favorite NBA team is the Minnesota Timberwolves

CAREER STATS

Season	GP-GS	Min	Avg	FG	FGA	Pct	3FG	3FGA	Pct	FT	FTA	Pct	Off	Def	Tot	Avg	PF	FO	Ast	TO	Blk	Stl	Pts	Avg
2018-19	32-26	762	23.8	119	262	.454	6	29	.207	43	75	.573	36	86	122	3.8	75	1	46	64	17	22	287	9.0
2019-20	10-8	205	20.5	33	75	.440	1	12	.083	15	26	.577	13	15	28	2.8	29	0	14	27	6	7	82	8.2
Totals	42-34	967	23.0	152	337	.451	7	41	.171	58	101	.574	49	101	150	3.6	104	1	60	91	23	29	369	8.8

(SEC ONLY)

Season	GP-GS	Min	Avg	FG	FGA	Pct	3FG	3FGA	Pct	FT	FTA	Pct	Off	Def	Tot	Avg	PF	FO	Ast	TO	Blk	Stl	Pts	Avg
2019	18-18	474	26.3	69	154	.448	4	16	.250	17	42	.405	23	48	71	3.9	42	0	19	39	9	14	159	8.8
2020	5-5	108	21.6	18	42	.429	0	4	.000	8	16	.500	10	9	19	3.8	16	0	9	17	3	2	44	8.8
Totals	23-23	582	25.3	87	196	.444	4	20	.200	25	58	.431	33	57	90	3.9	58	0	28	56	12	16	203	8.8

R-FRESHMAN - G - 6-4 - 211 - EAST CHICAGO, IND./EAST CHICAGO CENTRAL/MONTVERDE ACADEMY (FLA.)

CAREER HIGHS

Points	26	vs. Kentucky (Jan. 15, 2020)
FG	9	vs. Kentucky (Jan. 15, 2020)
FGA	22	vs. Kentucky (Jan. 15, 2020)
3FG	4	vs. Kentucky (Jan. 15, 2020)
3FGA	8	at Texas A&M (Jan. 18, 2020)
FT Made	4	2x, last vs. Kentucky (Jan. 15, 2020)
FT Attempts	7	vs. Kentucky (Jan. 15, 2020)
Rebounds	5	vs. Boston U (Nov. 19, 2019)
Assists	6	2x, last at UMass (Dec. 4, 2019)
Blocks	1	2x, last at Clemson (Dec. 15, 2019)
Steals	3	2x, last at Tennessee (Jan. 11, 2020)
Minutes	34	vs. Kentucky (Jan. 15, 2020)

SUPERLATIVES

	'19-20
Double-figure scoring	8
Double-figure rebounding	-
Double-double	-
2+ assists	13
Team high scoring	3
Team high rebounding	1
Team high assists	7

includes led, or shared team high



2019-20 GAME-BY-GAME

OPP, DATE	MIN	FG	PCT.	3FG	PCT.	FT	PCT.	O-D-T	PF	A	TO	BLK	STL	PTS
N. Alabama, 11/6	22	3-6	.500	1-2	.500	2-2	1.000	0-4-4	3	2	2	1	0	9
Wyoming, 11/10	18	5-11	.454	1-5	.200	1-1	1.000	0-0-0	2	2	2	0	1	12
Cleveland St., 11/15	19	3-8	.375	2-3	.667	0-0	.000	2-2-4	2	2	2	0	0	8
Boston U, 11/19	19	2-10	.200	2-5	.400	0-0	.000	2-3-5	2	1	3	0	0	6
Gardner-Webb, 11/22	33	5-14	.357	2-4	.500	4-4	1.000	1-3-4	1	6	1	0	0	16
vs. Wichita State, 11/26	19	3-7	.428	1-2	.500	0-0	.000	1-0-1	3	0	6	0	1	7
vs. UNI, 11/27	20	2-5	.400	0-2	.000	1-2	.500	0-4-4	0	3	0	0	1	5
George Wash., 12/1	26	4-11	.364	1-5	.200	3-4	.750	0-3-3	4	4	0	0	0	12
at UMass, 12/4	29	7-11	.636	0-1	.000	2-2	1.000	2-1-3	1	6	2	1	1	16
Houston, 12/8	22	1-11	.091	0-5	.000	1-2	.500	0-1-1	1	2	1	0	3	3
at Clemson, 12/15	13	1-2	.500	1-1	1.000	1-2	.500	0-2-2	4	1	2	1	0	4
at Virginia, 12/22	23	1-2	.500	0-1	.000	2-2	1.000	1-3-4	2	1	2	0	0	4
Stetson, 12/30	23	3-8	.375	0-1	.000	3-8	.375	2-3-5	5	4	0	0	0	9
Florida, 1/7	-	-	-	-	-	DNP - Back Injury	-	-	-	-	-	-	-	-
at Tennessee, 1/11	24	6-17	.353	2-7	.286	1-4	.250	0-2-2	3	2	2	0	3	15
Kentucky, 1/15*	34	9-22	.409	4-5	.800	4-7	.571	1-2-3	2	3	1	0	1	26
at Texas A&M, 1/18*	37	7-13	.538	3-8	.375	0-0	.000	0-2-2	2	3	8	0	1	17
at Auburn, 1/22*	31	7-14	.500	1-5	.200	1-5	.200	2-1-3	2	2	2	0	0	16
Vanderbilt, 1/25*	18	2-3	.667	0-1	.000	3-3	1.000	0-2-2	4	3	3	0	0	7
at Arkansas, 1/29														
Missouri, 2/1														
at Ole Miss, 2/5														
Texas A&M, 2/8														
at Georgia, 2/12														
Tennessee, 2/15														
at Miss. State, 2/19														
LSU, 2/22														
Georgia, 2/26														
at Alabama, 2/29														
Miss. State, 3/3														
at Vanderbilt, 3/7														

* indicates starter

PLAYER BIO

2019-20

- > Led team with 16 points at No. 16 Auburn (Jan. 22)
- > Had 17 points in 81-67 road win at Texas A&M (Jan. 18); hit a trio of shots from deep helping the team match a program record for most made 3s in a game (16)
- > Started for the first time and banked in a buzzer beater 3 as time expired to beat No. 10/12 Kentucky, 81-78; led team with a career-high 26 points (9-for-22 FGs, 4-for-5 3FGs) and three assists
- > Logged 23 minutes off the bench to lead reserves in road win at No. 9 UVA (Dec. 22); finished with four points and four rebounds, including a pair of key, late FTs
- > Led the bench with 16 points (12 in the second half) in a road win at UMass (Dec. 4); also had team-high six assists
- > Had 12 points, 10 of which came in the second half, in a win vs. George Washington (Dec. 1)
- > Season highs of 16 points and six assists in the Carolina win over Gardner-Webb (Nov. 22); hit a pair of crucial shots late in the game, including the game-winning 3-point play with a minute remaining
- > Added six points vs. Boston U (Nov. 19)
- > Hit a pair of 3s, with two assists in 19 minutes vs. Cleveland State (Nov. 15)
- > First double-figure scoring game of his career with 12 points in the win over Wyoming (Nov. 10)
- > Scored nine points, along with four rebounds and two assists in college debut vs. North Alabama (Nov. 6)

Personal

- > A three-star prospect according to 247sports.com
- > Spent 2017-18 season at Montverde Academy
- > Averaged 29.2 points, 4.3 rebounds and 3.1 assists per game during senior campaign at East Chicago Central High School
- > Named an Indiana All-Star following senior campaign
- > Tallied 45 points during prep career vs. Evansville Bossee, and 36 points against Indianapolis North Central
- > Son of Jermaine Couisnard and Raven Merckerson
- > Has two sisters, Maya and Kalani
- > A sociology major
- > Favorite athlete is LeBron James

CAREER STATS

Season	GP-GS	Min	Avg	FG	FGA	Pct	3FG	3FGA	Pct	FT	FTA	Pct	Off	Def	Tot	Avg	PF	FO	Ast	TO	Blk	Stl	Pts	Avg
2019-20	18-4	429	23.8	71	175	.406	21	63	.333	29	48	.604	14	38	52	2.9	43	1	47	39	3	12	192	10.7

(SEC ONLY)

Season	GP-GS	Min	Avg	FG	FGA	Pct	3FG	3FGA	Pct	FT	FTA	Pct	Off	Def	Tot	Avg	PF	FO	Ast	TO	Blk	Stl	Pts	Avg
2020	5-4	144	28.8	31	69	.449	10	26	.385	9	19	.474	3	9	12	2.4	13	0	13	16	0	5	81	16.2

20 ALANZO FRINK

SOPHOMORE - F - 6-7 - 260 - JERSEY CITY, N.J./ROSELLE (N.J.) CATHOLIC

CAREER HIGHS

Points	12	vs. UNI (Nov. 27, 2019)
FG	5	vs. twice, last vs. UNI (Nov. 27, 2019)
FGA	10	vs. Cleveland State (Nov. 15, 2019)
3FG	1	2x, at Mississippi State (Feb. 23, 2019)
3FGA	2	vs. Virginia (Dec. 19, 2018)
FT Made	5	vs. Vanderbilt (Jan. 25, 2020)
FT Attempts	5	3x, last vs. Vanderbilt (Jan. 25, 2020)
Rebounds	10	vs. Cleveland State (Nov. 15, 2019)
Assists	2	vs. Virginia (Dec. 19, 2018)
Blocks	3	vs. Houston (Dec. 8, 2019)
Steals	2	4x, last at Virginia (Dec. 22, 2019)
Minutes	25	vs. Cleveland State (Nov. 15, 2019)

SUPERLATIVES

	'19-20	Career
Double-figure scoring	5	5
Double-figure rebounding	1	1
Double-double	1	1
2+ blocks	3	5
Team high scoring	-	-
Team high rebounding	1	3
Team high blocks	4	7

includes led, or shared team high



2019-20 GAME-BY-GAME

OPP, DATE	MIN	FG	PCT.	3FG	PCT.	FT	PCT.	O-D-T	PF	A	TO	BLK	STL	PTS
N. Alabama, 11/6 *	12	3-3	1.000	0-0	.000	0-3	.000	0-2-2	5	1	1	0	0	6
Wyoming, 11/10*	21	4-7	.571	0-1	.000	2-4	.500	3-4-7	4	0	1	1	1	10
Cleveland St., 11/15*	25	5-10	.500	0-0	.000	1-3	.333	8-2-10	1	0	2	0	1	11
Boston U, 11/19*	17	3-6	.500	0-1	.000	2-4	.500	2-4-6	0	0	1	0	0	8
Gardner-Webb, 11/22	18	4-5	.800	0-0	.000	2-2	1.000	2-3-5	4	0	0	1	0	10
vs. Wichita State, 11/26	8	0-1	.000	0-1	.000	0-0	.000	0-0-0	0	0	0	0	2	0
vs. UNI, 11/27	18	5-6	.833	0-0	.000	2-2	1.000	2-3-5	3	0	1	0	0	12
George Wash., 12/1	4	1-1	1.000	0-0	.000	0-0	.000	1-3-4	3	0	1	1	0	4
at UMass, 12/4	13	3-5	.600	0-0	.000	1-3	.333	2-2-4	4	1	1	0	1	7
Houston, 12/8	19	2-3	.667	0-0	.000	0-0	.000	1-1-2	2	1	1	3	1	4
at Clemson, 12/15	21	3-4	.750	0-0	.000	2-2	1.000	3-3-6	2	0	0	0	1	8
at Virginia, 12/22	11	0-0	.000	0-0	.000	0-0	.000	0-1-1	3	0	1	0	2	0
Stetson, 12/30	18	0-1	.000	0-0	.000	2-4	.500	1-3-4	4	1	1	2	0	2
Florida, 1/7	10	0-3	.000	0-0	.000	0-0	.000	0-1-1	2	0	0	2	0	0
at Tennessee, 1/11	-	-	-	-	-	DNP - Coaches Decision				-	-	-	-	-
Kentucky, 1/15	16	1-4	.250	0-0	.000	4-5	.800	4-1-5	1	1	0	1	0	6
at Texas A&M, 1/18	9	1-3	.333	0-0	.000	0-0	.000	3-1-4	5	0	0	0	0	2
at Auburn, 1/22	1	0-0	.000	0-0	.000	0-0	.000	0-0-0	0	0	1	0	0	0
Vanderbilt, 1/25	11	4-5	.800	0-0	.000	5-5	1.000	1-2-3	1	1	1	0	1	13
at Arkansas, 1/29														
Missouri, 2/1														
at Ole Miss, 2/5														
Texas A&M, 2/8														
at Georgia, 2/12														
Tennessee, 2/15														
at Miss. State, 2/19														
LSU, 2/22														
Georgia, 2/26														
at Alabama, 2/29														
Miss. State, 3/3														
at Vanderbilt, 3/7														

* indicates starter

PLAYER BIO

2019-20

- > Recorded a career-high 13 points (4-for-5 FGs) in just 11 minutes off the bench in a win vs. Vanderbilt (Jan. 25)
- > Scored six points (4-of-5 FTs) and had five rebounds in 81-78 win vs. No. 10/12 Kentucky (Jan. 15)
- > Had eight points and six rebounds off the bench in a double-digit road win at Clemson (Dec. 15)
- > Tallied a career high 12 points, along with five rebounds, vs. UNI (Nov. 27)
- > Third double-figure scoring game of the season with 10 points in win vs. Gardner-Webb (Nov. 22)
- > Posted the first double-double of his career with career highs of 11 points and 10 rebounds in home win over Cleveland State (Nov. 15)
- > Scored a career high 10 points, along with a team high seven rebounds, in win over Wyoming (Nov. 10)

Career Highlights

- > Missed several games due to injury during freshman campaign; returned to see action in 24 games
- > Top statistical outing of rookie season came in 9-point, 8-rebound performance vs. No. 5 Virginia

Personal

- > Averaged 11.7 points and 4.7 rebounds per game during senior season at Roselle Catholic, helping the squad to a 29-4 record
- > Averaged 16.6 points and 5.9 rebounds per contest over seven state tournament games to help lead Roselle to the Tournament of Champions title as a senior
- > Represented the Dominican Republic in the FIBA U18 Americas Championship during the summer of 2018, averaging 18.2 points, 8.7 rebounds and 1.8 assists per game
- > Also represented the Dominican Republic in 2017 (Centrobasket U17 Championship, 18.2 points per game), in 2016 (FIBA U17 World Championships, 14.0 points per game, 7.2 rebounds per game), and in 2015 (Centrobasket U17 Championship and the FIBA Americas U16 Championship)
- > Son of Jerome Sr., and Ingrid Frink
- > Brother, Jerome, played college basketball at FIU before finishing his career at Long Island University Brooklyn
- > An public health major
- > Favorite NBA player is Ben Simmons

CAREER STATS

Season	GP-GS	Min	Avg	FG	FGA	Pct	3FG	3FGA	Pct	FT	FTA	Pct	Off	Def	Tot	Avg	PF	FO	Ast	TO	Blk	Stl	Pts	Avg
2018-19	24-0	212	8.8	26	59	.441	2	9	.222	11	25	.440	22	22	44	1.8	52	2	4	15	7	7	65	2.7
2019-20	18-4	252	14.0	39	67	.582	0	3	.000	23	37	.622	33	36	69	3.8	44	2	6	13	11	10	101	5.6
Totals	42-4	464	11.0	65	126	.516	2	12	.167	34	62	.548	55	58	113	2.7	96	4	10	28	18	17	166	4.0

(SEC ONLY)

Season	GP-GS	Min	Avg	FG	FGA	Pct	3FG	3FGA	Pct	FT	FTA	Pct	Off	Def	Tot	Avg	PF	FO	Ast	TO	Blk	Stl	Pts	Avg
2019	17-0	129	7.6	13	33	.394	1	5	.200	9	18	.500	9	16	25	1.5	35	2	1	8	7	6	36	2.1
2020	5-0	47	9.4	6	15	.400	0	0	.000	9	10	.900	8	5	13	2.6	9	1	2	2	3	1	21	4.2
Totals	22-0	176	8.0	19	48	.396	1	5	.200	18	28	.643	17	21	38	1.7	44	3	3	10	10	7	57	2.6

23 MIKE GREEN

FRESHMAN - G - 6-1 - 188 - MYRTLE BEACH, S.C./CHRISTIAN ACADEMY OF MYRTLE BEACH


CAREER HIGHS

Points	3	2x, last vs. Vanderbilt (Jan. 25, 2020)
FG	1	2x, last vs. Vanderbilt (Jan. 25, 2020)
FGA	3	vs. Cleveland State (Nov. 15, 2019)
3FG	1	vs. Vanderbilt (Jan. 25, 2020)
3FGA	1	2x, last vs. Vanderbilt (Jan. 25, 2020)
FT Made	1	vs. Cleveland State (Nov. 15, 2019)
FT Attempts	1	vs. Cleveland State (Nov. 15, 2019)
Rebounds	1	vs. Cleveland State (Nov. 15, 2019)
Assists	1	vs. Vanderbilt (Jan. 25, 2020)
Blocks	-	-
Steals	2	vs. Cleveland State (Nov. 15, 2019)
Minutes	3	vs. Cleveland State (Nov. 15, 2019)

SUPERLATIVES

	'19-20
Double-figure scoring	-
Double-figure rebounding	-
Double-double	-
2+ assists	-
Team high scoring	-
Team high rebounding	-
Team high blocks	-

includes led, or shared team high



2019-20 GAME-BY-GAME

OPP, DATE	MIN	FG	PCT.	3FG	PCT.	FT	PCT.	O-D-T	PF	A	TO	BLK	STL	PTS
N. Alabama, 11/6	-	-	-	-	-	DNP - Coaches Decision	-	-	-	-	-	-	-	-
Wyoming, 11/10	2	0-0	.000	0-0	.000	0-0	.000	0-0-0	0	0	0	0	0	0
Cleveland St., 11/15	3	1-3	.333	0-1	.000	1-1	1.000	0-1-1	1	0	0	0	2	3
Boston U, 11/19	-	-	-	-	-	DNP - Coaches Decision	-	-	-	-	-	-	-	-
Gardner-Webb, 11/22	-	-	-	-	-	DNP - Coaches Decision	-	-	-	-	-	-	-	-
vs. Wichita State, 11/26	1	0-0	.000	0-0	.000	0-0	.000	0-0-0	0	0	0	0	0	0
vs. UNI, 11/27	-	-	-	-	-	DNP - Coaches Decision	-	-	-	-	-	-	-	-
George Wash., 12/1	-	-	-	-	-	DNP - Coaches Decision	-	-	-	-	-	-	-	-
at UMass, 12/4	-	-	-	-	-	DNP - Coaches Decision	-	-	-	-	-	-	-	-
Houston, 12/8	-	-	-	-	-	DNP - Coaches Decision	-	-	-	-	-	-	-	-
at Clemson, 12/15	-	-	-	-	-	DNP - Coaches Decision	-	-	-	-	-	-	-	-
at Virginia, 12/22	-	-	-	-	-	DNP - Coaches Decision	-	-	-	-	-	-	-	-
Stetson, 12/30	-	-	-	-	-	DNP - Coaches Decision	-	-	-	-	-	-	-	-
Florida, 1/7	-	-	-	-	-	DNP - Coaches Decision	-	-	-	-	-	-	-	-
at Tennessee, 1/11	-	-	-	-	-	DNP - Coaches Decision	-	-	-	-	-	-	-	-
Kentucky, 1/15	-	-	-	-	-	DNP - Coaches Decision	-	-	-	-	-	-	-	-
at Texas A&M, 1/18	-	-	-	-	-	DNP - Coaches Decision	-	-	-	-	-	-	-	-
at Auburn, 1/22	-	-	-	-	-	DNP - Coaches Decision	-	-	-	-	-	-	-	-
Vanderbilt, 1/25	2	1-1	1.000	1-1	1.000	0-0	.000	0-0-0	0	1	0	0	0	3
at Arkansas, 1/29	-	-	-	-	-	-	-	-	-	-	-	-	-	-
Missouri, 2/1	-	-	-	-	-	-	-	-	-	-	-	-	-	-
at Ole Miss, 2/5	-	-	-	-	-	-	-	-	-	-	-	-	-	-
Texas A&M, 2/8	-	-	-	-	-	-	-	-	-	-	-	-	-	-
at Georgia, 2/12	-	-	-	-	-	-	-	-	-	-	-	-	-	-
Tennessee, 2/15	-	-	-	-	-	-	-	-	-	-	-	-	-	-
at Miss. State, 2/19	-	-	-	-	-	-	-	-	-	-	-	-	-	-
LSU, 2/22	-	-	-	-	-	-	-	-	-	-	-	-	-	-
Georgia, 2/26	-	-	-	-	-	-	-	-	-	-	-	-	-	-
at Alabama, 2/29	-	-	-	-	-	-	-	-	-	-	-	-	-	-
Miss. State, 3/3	-	-	-	-	-	-	-	-	-	-	-	-	-	-
at Vanderbilt, 3/7	-	-	-	-	-	-	-	-	-	-	-	-	-	-

* indicates starter

PLAYER BIO

2019-20

- > Hit a stepback 3 late in a win vs. Vanderbilt (Jan. 25) for his first career points in an SEC game
- > Scored first college points on a lay-up and free throw in home win over Cleveland State (Nov. 15)
- > Saw first career action in win vs. Wyoming (Nov. 10)

Personal

- > Scored over 2,000 points during prep career, while also pulling down over 600 rebounds and dishing out over 500 assists
- > Named South Carolina Independent Schools Association 2018-19 AA All-State by the High School Sports Report
- > Played varsity as an eighth grader, averaging 15 points per game
- > Noted as a player with high-level shooting ability and excellent vision
- > A retail management major
- > Son of Mike and Emily Green
- > Has a brother, Jack, and a sister, Anna-Kate
- > Also played soccer and tennis growing up

CAREER STATS

Season	GP-GS	Min	Avg	FG	FGA	Pct	3FG	3FGA	Pct	FT	FTA	Pct	Off	Def	Tot	Avg	PF	FO	Ast	TO	Blk	Stl	Pts	Avg
2019-20	4-0	8	2.0	2	4	.500	1	2	.500	1	1	1.000	0	1	1	0.3	1	0	1	0	0	2	6	1.5

(SEC ONLY)

Season	GP-GS	Min	Avg	FG	FGA	Pct	3FG	3FGA	Pct	FT	FTA	Pct	Off	Def	Tot	Avg	PF	FO	Ast	TO	Blk	Stl	Pts	Avg
2020	1-0	2	2.0	1	1	1.000	1	1	1.000	0	0	.000	0	0	0	0.0	0	0	1	0	0	0	3	3.0

12 TRAE HANNIBAL

FRESHMAN - G - 6-2 - 217 - HARTSVILLE, S.C./HARTSVILLE

CAREER HIGHS

Points	8	vs. Stetson (Dec. 30, 2019)
FG	3	vs. Stetson (Dec. 30, 2019)
FGA	6	2x, last vs. Stetson (Dec. 30, 2019)
3FG	-	-
3FGA	2	vs. Wyoming (Nov. 10, 2019)
FT Made	1	vs. North Alabama (Nov. 6, 2019)
FT Attempts	2	vs. North Alabama (Nov. 6, 2019)
Rebounds	4	3x, vs. Vanderbilt (Jan. 25, 2020)
Assists	5	vs. Vanderbilt (Jan. 25, 2020)
Blocks	1	vs. Cleveland State (Nov. 15, 2019)
Steals	3	3x, last vs. Vanderbilt (Jan. 25, 2020)
Minutes	19	2x, last vs. Stetson (Dec. 30, 2019)

SUPERLATIVES

Double-figure scoring	'19-20
Double-figure rebounding	-
Double-double	-
2+ assists	4
Team high scoring	-
Team high rebounding	-
Team high assists	1
Team high steals	4

includes led, or shared team high



2019-20 GAME-BY-GAME

OPP, DATE	MIN	FG	PCT.	3FG	PCT.	FT	PCT.	O-D-T	PF	A	TO	BLK	STL	PTS
N. Alabama, 11/6	13	2-5	.400	0-1	.000	1-2	.500	0-0-0	1	1	2	0	2	5
Wyoming, 11/10	10	1-3	.333	0-2	.000	0-0	.000	0-0-0	0	2	1	0	1	2
Cleveland St., 11/15	8	2-6	.333	0-1	.000	0-0	.000	1-2-3	2	0	1	1	0	4
Boston U, 11/19	6	0-0	.000	0-0	.000	0-0	.000	0-0-0	4	1	1	0	0	0
Gardner-Webb, 11/22	-	-	-	-	-	DNP	-	Coaches Decision	-	-	-	-	-	-
vs. Wichita State, 11/26	19	0-1	.000	0-0	.000	1-2	.000	0-4-4	4	1	2	0	1	1
vs. UNI, 11/27	5	1-2	.000	0-0	.000	0-0	.000	0-0-0	0	0	0	0	3	2
George Wash., 12/1	7	0-1	.000	0-0	.000	0-0	.000	0-1-1	0	1	0	0	0	0
at UMass, 12/4	-	-	-	-	-	DNP	-	Coaches Decision	-	-	-	-	-	-
Houston, 12/8	-	-	-	-	-	DNP	-	Coaches Decision	-	-	-	-	-	-
at Clemson, 12/15	16	2-5	.400	0-0	.000	0-0	.000	1-3-4	1	2	1	0	1	4
at Virginia, 12/22	7	2-2	1.000	0-0	.000	0-0	.000	0-0-0	1	0	1	0	3	4
Stetson, 12/30	19	3-6	.500	0-1	.000	2-5	.400	2-3-5	3	2	3	0	2	8
Florida, 1/7	2	2-2	1.000	0-0	.000	0-0	.000	0-0-0	0	0	0	0	1	4
at Tennessee, 1/11	13	1-3	.333	0-0	.000	3-4	.750	2-1-3	1	0	3	0	1	5
Kentucky, 1/15	9	0-2	.000	0-0	.000	0-0	.000	1-3-4	3	1	1	0	0	0
at Texas A&M, 1/18	-	-	-	-	-	DNP	-	Ankle Injury	-	-	-	-	-	-
at Auburn, 1/22	-	-	-	-	-	DNP	-	Ankle Injury	-	-	-	-	-	-
Vanderbilt, 1/25	16	2-3	.667	0-0	.000	0-1	.000	1-3-4	2	5	0	0	3	4
at Arkansas, 1/29														
Missouri, 2/1														
at Ole Miss, 2/5														
Texas A&M, 2/8														
at Georgia, 2/12														
Tennessee, 2/15														
at Miss. State, 2/19														
LSU, 2/22														
Georgia, 2/26														
at Alabama, 2/29														
Miss. State, 3/3														
at Vanderbilt, 3/7														

* indicates starter

PLAYER BIO

2019-20

- > Led the team with career-high five assists (no turnovers) and three steals in win vs. Vanderbilt (Jan. 25)
- > Tallied four points and tied for the team lead with three steals in road win at No. 9 UVA (Dec. 22)
- > Had four points, four rebounds, two assists and a steal in double-digit road win at Clemson (Dec. 15)
- > Collected a season high three steals in just five minutes vs. UNI (Nov. 27)
- > Scored four points with three rebounds and a block in home win over Cleveland State (Nov. 15)
- > Dished two assists with a steal in win over Wyoming (Nov. 10)
- > Scored five points with an assist and two steals in college debut vs. North Alabama (Nov. 6)

Personal

- > Named the Class 4A co-Player of the Year as a senior at Hartsville, finishing his prep career with over 1,500 points, which included a 62-point performance in his final high school contest
- > Also named the Florence Morning News' boys basketball player of the year as a senior, when he averaged 26.8 points per game
- > Averaged 16.6 points, 7.7 rebounds and 5.2 assists as a junior at Hartsville, also earning all-state honors
- > Noted as a player with great athleticism, who plays with pace
- > A sport and entertainment management major
- > Son of Edward Wilson and Teia Hannibal
- > Has two brothers and two sisters
- > Lists LeBron James as his favorite NBA player, and his favorite NBA team is the LA Lakers

CAREER STATS

Season	GP-GS	Min	Avg	FG	FGA	Pct	3FG	3FGA	Pct	FT	FTA	Pct	Off	Def	Tot	Avg	PF	FO	Ast	TO	Blk	Stl	Pts	Avg
2019-20	14-0	148	10.6	18	41	.439	0	5	.000	7	14	.500	8	20	28	2.0	22	0	16	16	1	18	43	3.1

(SEC ONLY)

Season	GP-GS	Min	Avg	FG	FGA	Pct	3FG	3FGA	Pct	FT	FTA	Pct	Off	Def	Tot	Avg	PF	FO	Ast	TO	Blk	Stl	Pts	Avg
2020	4-0	40	10.0	5	10	.500	0	0	.000	3	5	.600	4	7	11	2.8	6	0	6	4	0	5	13	3.3

13 MICAHIAH HENRY

GRADUATE STUDENT - F - 6-9 - 235 - DECATUR, GA./COLUMBIA/TENNESSEE TECH

CAREER HIGHS

Points	23	at Memphis (Nov. 6, 2018)
FG	10	at Savannah State (Nov. 13, 2018)
FGA	13	twice, last vs. Warren Wilson (Dec. 6, 2018)
3FG	-	-
3FGA	1	at Belmont (Jan. 5, 2019)
FT Made	7	at Memphis (Nov. 6, 2018)
FT Attempts	13	at Belmont (Jan. 5, 2019)
Rebounds	13	at Memphis (Nov. 6, 2018)
Assists	4	vs. SIUE (Jan. 10, 2019)
Blocks	4	3x, last vs. Tennessee State (Jan. 17, 2019)
Steals	3	at Eastern Illinois (March 2, 2019)
Minutes	33	vs. SIUE (Jan. 10, 2019)

SUPERLATIVES

	'19-20	Career
Double-figure scoring	-	18
Double-figure rebounding	-	3
Double-double	-	3
2+ blocks	-	33
Team high scoring*	-	-
Team high rebounding*	-	-
Team high blocks*	-	-

includes led, or shared team high

* at Carolina



2019-20 GAME-BY-GAME

OPP, DATE	MIN	FG	PCT.	3FG	PCT.	FT	PCT.	O-D-T	PF	A	TO	BLK	STL	PTS
N. Alabama, 11/6	10	0-1	.000	0-0	.000	0-1	.000	0-1-1	1	0	0	0	0	0
Wyoming, 11/10	4	0-0	.000	0-0	.000	0-0	.000	0-0-0	1	0	0	0	1	0
Cleveland St., 11/15	4	0-0	.000	0-0	.000	1-4	.250	1-1-2	0	0	0	0	0	1
Boston U, 11/19	-	-	-	-	-	DNP - Coaches Decision	-	-	-	-	-	-	-	-
Gardner-Webb, 11/22	-	-	-	-	-	DNP - Coaches Decision	-	-	-	-	-	-	-	-
vs. Wichita State, 11/26	5	0-1	.000	0-0	.000	0-0	.000	1-1-2	0	0	0	0	0	0
vs. UNI, 11/27	3	0-0	.000	0-0	.000	0-0	.000	0-1-1	1	1	0	0	0	0
George Wash., 12/1	-	-	-	-	-	DNP - Coaches Decision	-	-	-	-	-	-	-	-
at UMass, 12/4	-	-	-	-	-	DNP - Coaches Decision	-	-	-	-	-	-	-	-
Houston, 12/8	-	-	-	-	-	DNP - Coaches Decision	-	-	-	-	-	-	-	-
at Clemson, 12/15	-	-	-	-	-	DNP - Coaches Decision	-	-	-	-	-	-	-	-
at Virginia, 12/22	-	-	-	-	-	DNP - Coaches Decision	-	-	-	-	-	-	-	-
Stetson, 12/30	-	-	-	-	-	DNP - Coaches Decision	-	-	-	-	-	-	-	-
Florida, 1/7	-	-	-	-	-	DNP - Coaches Decision	-	-	-	-	-	-	-	-
at Tennessee, 1/11	-	-	-	-	-	DNP - Coaches Decision	-	-	-	-	-	-	-	-
Kentucky, 1/15	-	-	-	-	-	DNP - Coaches Decision	-	-	-	-	-	-	-	-
at Texas A&M, 1/18	-	-	-	-	-	DNP - Coaches Decision	-	-	-	-	-	-	-	-
at Auburn, 1/22	-	-	-	-	-	DNP - Coaches Decision	-	-	-	-	-	-	-	-
Vanderbilt, 1/25	2	0-0	.000	0-0	.000	0-0	.000	0-1-1	0	0	0	0	0	0
at Arkansas, 1/29	-	-	-	-	-	-	-	-	-	-	-	-	-	-
Missouri, 2/1	-	-	-	-	-	-	-	-	-	-	-	-	-	-
at Ole Miss, 2/5	-	-	-	-	-	-	-	-	-	-	-	-	-	-
Texas A&M, 2/8	-	-	-	-	-	-	-	-	-	-	-	-	-	-
at Georgia, 2/12	-	-	-	-	-	-	-	-	-	-	-	-	-	-
Tennessee, 2/15	-	-	-	-	-	-	-	-	-	-	-	-	-	-
at Miss. State, 2/19	-	-	-	-	-	-	-	-	-	-	-	-	-	-
LSU, 2/22	-	-	-	-	-	-	-	-	-	-	-	-	-	-
Georgia, 2/26	-	-	-	-	-	-	-	-	-	-	-	-	-	-
at Alabama, 2/29	-	-	-	-	-	-	-	-	-	-	-	-	-	-
Miss. State, 3/3	-	-	-	-	-	-	-	-	-	-	-	-	-	-
at Vanderbilt, 3/7	-	-	-	-	-	-	-	-	-	-	-	-	-	-

* indicates starter

PLAYER BIO

2019-20

> Pulled down two rebounds in win over Cleveland State (Nov. 15)

> Saw 10 minutes of action in season opener vs. North Alabama (Nov. 6)

Career Highlights

> Graduate transfer from Tennessee Tech where he averaged 9.7 points and 4.7 rebounds in 31 appearances in 2018-19
> Hit 50 percent or better from the floor each of his three seasons with the Golden Eagles, including a career best 61.5 percent as a redshirt-sophomore

Personal

> During prep career at Columbia High School, averaged 16 points and 11 rebounds per game as a senior, en route to First Team All-Region accolades
> Graduated from Tennessee Tech with a degree in finance
> Son of Melrose and Demetra Henry
> Has two brothers, Isaiah and Marcus, and two sisters, Shekinah and Araunah
> Sister, Shekinah, played college basketball at VCU
> Lists his favorite food as pizza, and his favorite NBA player is LeBron James

CAREER STATS

Season	GP-GS	Min	Avg	FG	FGA	Pct	3FG	3FGA	Pct	FT	FTA	Pct	Off	Def	Tot	Avg	PF	FO	Ast	TO	Blk	Stl	Pts	Avg
2016-17*	32-5	432	13.5	44	82	.537	0	0	.000	18	41	.439	39	39	78	2.4	92	4	7	33	39	5	106	3.3
2017-18*	32-1	459	14.3	59	96	.615	0	0	.000	16	50	.320	32	55	87	2.7	87	5	11	42	20	6	134	4.2
2018-19*	31-30	784	25.3	117	202	.579	0	1	.000	68	132	.515	75	72	147	4.7	93	4	20	70	55	11	302	9.7
2019-20	6-0	29	4.8	0	2	.000	0	0	.000	1	5	.200	2	4	6	1.2	3	0	1	0	0	1	1	0.2
Totals	101-36	1704	16.9	220	382	.575	0	1	.000	103	228	.451	148	171	319	3.2	275	13	39	145	114	23	543	5.4

* at Tennessee Tech

(SEC ONLY)

Season	GP-GS	Min	Avg	FG	FGA	Pct	3FG	3FGA	Pct	FT	FTA	Pct	Off	Def	Tot	Avg	PF	FO	Ast	TO	Blk	Stl	Pts	Avg
2020	1-0	2	2.0	0	0	.000	0	0	.000	0	0	.000	0	1	1	1.0	0	0	0	0	0	0	0	0.0

21 MAIK KOTSAR

SENIOR - F - 6-11 - 270 - TALLINN, ESTONIA/SUNRISE CHRISTIAN ACADEMY (WICHITA, KAN.)


CAREER HIGHS

Points	25	vs. Miss. State (Jan. 8, 2019)
FG	10	vs. Miss. State (Jan. 8, 2019)
FGA	18	vs. Miss. State (Jan. 8, 2019)
3FG	2	2x, last vs. Wofford (Nov. 26, 2018)
3FGA	3	2x, last vs. Wofford (Nov. 26, 2018)
FT Made	6	2x, last vs. LSU (Feb. 28, 2018)
FT Attempts	9	vs. Kentucky (Jan. 16, 2018)
Rebounds	12	vs. Cleveland State (Nov. 15, 2019)
Assists	7	at Texas A&M (Jan. 18, 2020)
Blocks	6	vs. North Greenville (Dec. 31, 2018)
Steals	4	2x, last vs. Coastal Carolina (Nov. 30, 2018)
Minutes	38	vs. George Wash. (Dec. 1, 2019)

SUPERLATIVES

	'19-20	Career
Double-figure scoring	10	35
Double-figure rebounding	3	5
Double-double	1	3
2+ blocks	4	17
Team high scoring	6	10
Team high rebounding	9	29
Team high blocks	7	27

includes led, or shared team high



2019-20 GAME-BY-GAME

OPP, DATE	MIN	FG	PCT.	3FG	PCT.	FT	PCT.	O-D-T	PF	A	TO	BLK	STL	PTS
N. Alabama, 11/6 *	21	2-7	.286	0-0	.000	2-4	.500	0-2-2	4	0	2	2	1	6
Wyoming, 11/10*	15	1-4	.250	0-0	.000	0-0	.000	1-2-3	3	2	1	0	1	2
Cleveland St., 11/15*	25	2-6	.333	0-0	.000	1-3	.333	7-5-12	4	0	0	0	2	5
Boston U, 11/19*	36	7-10	.700	0-0	.000	0-1	.000	3-4-7	2	0	1	2	1	14
Gardner-Webb, 11/22*	31	5-10	.500	0-0	.000	1-1	1.000	2-4-6	3	2	1	1	1	11
vs. Wichita State, 11/26*	36	6-13	.461	0-0	.000	0-0	.000	2-5-7	3	3	5	2	3	12
vs. UNI, 11/27*	36	6-13	.461	0-0	.000	0-0	.000	2-1-3	2	1	3	2	0	12
George Wash., 12/1*	38	8-9	.889	0-0	.000	1-3	.333	3-6-9	2	1	1	2	1	17
at UMass, 12/4*	27	4-7	.571	0-0	.000	1-2	.500	3-6-9	3	5	0	0	3	9
Houston, 12/8*	30	5-12	.417	0-0	.000	2-4	.500	0-3-3	4	1	0	1	0	12
at Clemson, 12/15*	36	3-7	.429	0-0	.000	5-9	.556	2-5-7	3	2	3	0	0	11
at Virginia, 12/22*	31	2-4	.500	0-0	.000	0-0	.000	2-2-4	3	3	2	1	3	4
Stetson, 12/30*	28	4-6	.667	0-0	.000	3-4	.750	1-3-4	5	1	2	0	3	11
Florida, 1/7*	36	7-12	.583	0-0	.000	4-4	1.000	3-7-10	3	2	2	0	2	18
at Tennessee, 1/11*	33	7-11	.636	0-0	.000	3-5	.600	4-4-8	3	1	2	1	1	17
Kentucky, 1/15*	12	0-1	.000	0-0	.000	0-0	.000	1-3-4	5	1	0	1	2	0
at Texas A&M, 1/18*	37	3-11	.273	0-0	.000	0-0	.000	4-6-10	3	7	1	0	3	6
at Auburn, 1/22*	35	3-8	.375	0-0	.000	0-0	.000	1-7-8	1	5	1	1	0	6
Vanderbilt, 1/25*	11	1-3	.333	0-0	.000	0-0	.000	1-1-2	3	1	0	0	0	2
at Arkansas, 1/29														
Missouri, 2/1														
at Ole Miss, 2/5														
Texas A&M, 2/8														
at Georgia, 2/12														
Tennessee, 2/15														
at Miss. State, 2/19														
LSU, 2/22														
Georgia, 2/26														
at Alabama, 2/29														
Miss. State, 3/3														
at Vanderbilt, 3/7														

* indicates starter

PLAYER BIO

2019-20

> Logged team-highs in rebounds (10), assists (7) and steals (3) in 81-67 road win at Texas A&M (Jan. 18)
 > Led team with 17 points (7-for-11 FGs) at Tennessee (Jan. 11)
 > Had third career double-double with 18 points and 10 rebounds in SEC Opener vs. Florida (Jan. 7)
 > Scored 11 points and played team-high 36 minutes in double-digit road win at Clemson (Dec. 15)
 > Led team with 17 points, nine rebounds, two blocks and a steal in win vs. George Washington (Dec. 1); played career-high 38 minutes
 > Named to the Cancun Challenge All-Tournament Team after leading the Gamecocks with 12 points vs. Wichita State (Nov. 26), and adding 12 again vs. UNI (Nov. 27)
 > Had 11 points and six rebounds in win vs. Gardner-Webb (Nov. 22)

Career Highlights

> Part of Carolina's 2016-17 Final Four squad
 > Top game in 2017 NCAA Tournament action came against SEC foe Florida in the Elite Eight, scoring 12 points with three rebounds
 > Shot 49 percent from the field during rookie season
 > Posted 11 double-figure scoring games as a sophomore
 > As a junior, saw action in 30 games, averaging 6.7 points and 4.7 rebounds per outing
 > Scored a career high 25 points in upset win over No. 14 Mississippi State during junior season

Personal

> A three-star prospect following prep career
 > Son of Ruta Pukk and Egon Kotsar, also has three siblings
 > Speaks English and Estonian
 > Credits his favorite actor as Leonardo DiCaprio and his favorite sport other than basketball is soccer
 > During the summer of 2018, spent time with the Estonian National Team, playing with the group in the FIBA 3x3 World Championships in the Philippines, before joining the full national team for contests against other European nations
 > A finance major

CAREER STATS

Season	GP-GS	Min	Avg	FG	FGA	Pct	3FG	3FGA	Pct	FT	FTA	Pct	Off	Def	Tot	Avg	PF	FO	Ast	TO	Blk	Stl	Pts	Avg
2016-17	37-33	895	24.2	97	198	.490	0	0	.000	21	53	.396	72	104	176	4.8	117	5	26	44	14	27	215	5.8
2017-18	33-33	875	26.5	107	251	.426	6	27	.222	43	76	.566	58	99	157	4.8	91	3	47	58	17	31	263	8.0
2018-19	30-24	698	23.3	84	192	.438	3	6	.500	31	70	.443	51	89	140	4.7	87	0	27	35	26	29	202	6.7
2019-20	19-19	554	29.2	76	154	.494	0	0	.000	23	40	.575	42	76	118	6.2	59	2	38	27	16	27	175	9.2
Totals	119-109	3022	25.4	364	795	.458	9	33	.273	118	239	.494	223	368	591	5.0	354	10	138	164	73	114	855	7.2

(SEC ONLY)

Season	GP-GS	Min	Avg	FG	FGA	Pct	3FG	3FGA	Pct	FT	FTA	Pct	Off	Def	Tot	Avg	PF	FO	Ast	TO	Blk	Stl	Pts	Avg
2017	18-15	417	23.2	32	79	.405	0	0	.000	11	29	.379	32	51	83	4.6	63	3	10	26	9	8	75	4.2
2018	18-18	444	24.7	38	120	.317	3	16	.188	31	44	.705	24	58	82	4.6	57	2	23	32	9	11	110	6.1
2019	18-14	426	23.7	45	115	.391	0	1	.000	16	48	.333	34	50	84	4.7	53	0	18	22	10	17	106	5.9
2020	6-6	164	27.3	21	46	.457	0	0	.000	7	9	.778	14	28	42	7.0	18	1	17	6	3	8	49	8.2
Totals	60-53	1451	24.2	136	360	.378	3	17	.176	65	130	.500	104	187	291	4.9	191	6	68	86	31	44	340	5.7

00 AJ LAWSON

SOPHOMORE - 6 - 6-6 - 178 - TORONTO, CANADA/GTA PREP

CAREER HIGHS

Points	28	vs. Cleveland State (Nov. 15, 2019)
FG	8	8x, at Clemson (Dec. 15, 2019)
FGA	17	2x, last vs. Cleveland State (Nov. 15, 2019)
3FG	6	vs. Texas A&M (Feb. 16, 2019)
3FGA	9	at Wyoming (Dec. 5, 2018)
FT Made	12	vs. Cleveland State (Nov. 15, 2019)
FT Attempts	15	vs. Coastal Carolina (Nov. 30, 2018)
Rebounds	9	3x, last vs. Ole Miss (Feb. 19, 2019)
Assists	8	vs. Norfolk State (Nov. 13, 2018)
Blocks	2	2x, last vs. UNI (Nov. 27, 2019)
Steals	3	8x, last at Clemson (Dec. 15, 2019)
Minutes	38	3x, last vs. Boston U (Nov. 19, 2019)

SUPERLATIVES

	'19-20	Career
Double-figure scoring	14	32
Double-figure rebounding	-	-
Double-double	-	-
2+ assists	9	27
Team high scoring	8	20
Team high rebounding	1	8
Team high assists	5	17
Team high steals	3	12

includes led, or shared team high



2019-20 GAME-BY-GAME

OPP, DATE	MIN	FG	PCT.	3FG	PCT.	FT	PCT.	O-D-T	PF	A	TO	BLK	STL	PTS
N. Alabama, 11/6 *	25	1-4	.250	0-1	.000	6-7	.857	0-2-2	3	4	3	0	1	8
Wyoming, 11/10*	26	4-10	.400	3-7	.428	1-3	.333	0-4-4	0	2	0	0	3	12
Cleveland St., 11/15*	29	7-17	.411	2-7	.285	12-13	.923	1-2-3	2	4	0	0	1	28
Boston U, 11/19*	38	8-18	.444	2-8	.250	4-6	.667	2-5-7	3	5	0	0	2	22
Gardner-Webb, 11/22*	32	5-13	.384	2-7	.285	4-4	1.000	0-4-4	1	4	1	0	1	16
vs. Wichita State, 11/26*	20	2-6	.333	1-2	.500	0-2	.000	0-2-2	1	1	1	0	2	5
vs. UNI, 11/27*	31	8-14	.571	2-5	.400	2-3	.667	0-2-2	2	2	2	2	0	20
George Wash., 12/1*	21	5-10	.500	1-3	.333	3-3	1.000	0-2-2	0	3	5	0	0	14
at UMass, 12/4*	35	8-13	.615	2-5	.400	6-8	.750	0-2-2	2	1	3	0	2	24
Houston, 12/8*	19	2-10	.200	2-7	.286	4-4	1.000	0-2-2	3	1	2	0	0	10
at Clemson, 12/15*	30	8-15	.533	4-7	.571	0-0	.000	0-6-6	3	3	5	0	3	20
at Virginia, 12/22*	34	5-12	.417	0-3	.000	4-6	.667	1-2-3	3	1	4	0	2	14
Stetson, 12/30*	13	3-7	.429	2-6	.333	0-0	.000	0-1-1	0	0	4	0	0	8
Florida, 1/7*	34	3-15	.200	3-8	.375	3-5	.600	2-1-3	2	3	4	0	0	12
at Tennessee, 1/11*	28	0-7	.000	0-2	.000	4-4	1.000	0-3-3	4	2	2	0	2	4
Kentucky, 1/15*	31	1-9	.111	0-5	.000	3-6	.500	0-3-3	3	0	2	0	1	5
at Texas A&M, 1/18*	16	4-7	.571	4-7	.571	1-2	.500	0-4-4	5	0	3	0	0	13
at Auburn, 1/22*	37	4-8	.500	1-3	.333	2-2	1.000	1-3-4	4	1	3	1	1	11
Vanderbilt, 1/25*	27	6-11	.545	2-6	.333	0-0	.000	0-1-1	0	1	1	0	0	14
at Arkansas, 1/29														
Missouri, 2/1														
at Ole Miss, 2/5														
Texas A&M, 2/8														
at Georgia, 2/12														
Tennessee, 2/15														
at Miss. State, 2/19														
LSU, 2/22														
Georgia, 2/26														
at Alabama, 2/29														
Miss. State, 3/3														
at Vanderbilt, 3/7														

* indicates starter

PLAYER BIO

2019-20

- > Was limited due to foul trouble in 81-67 road win at Texas A&M (Jan. 18) but still managed 13 points in just 16 minutes; was 4-of-7 from deep, helping the team match a program record for made 3s (16)
- > Scored 14 points in road win at No. 9 UVA (Dec. 22)
- > Led team with 20 points (8-for-15 FG) in double-digit road win at Clemson (Dec. 15)
- > Had game-high 24 points (8-for-13 FG) to lead team to road win at UMass (Dec. 4)
- > Scored 20 points, and matched a career high with two blocks vs. UNI (Nov. 27)
- > Set a career high with 28 points in home win over Cleveland State (Nov. 15)

Career Highlights

- > Named to the SEC All-Freshman Team as a rookie
- > Scored 13.4 points, with 4.3 rebounds and 2.9 assists per game during freshman campaign
- > 18 double-figure scoring games with six 20-point performances, including season high 25 points in win vs. Coastal Carolina, as a freshman

Personal

- > Three-star prospect according to 247sports.com
- > Before reclassifying to the 2018 class, was ranked as a top-40 prospect in the 2019 class
- > Listed as the top 2019 Canadian prospect by North Pole Hoops in the spring of 2018 before reclassifying
- > Played prep basketball at GTA Prep in Mississauga, Ontario
- > Played at the FIBA U18 Americas Championship with Team Canada during the summer of 2018, averaging 14.8 points, 5.4 rebounds and 1.2 assists per game at the event
- > Scored an event high 20 points against Ecuador at the FIBA U18 Americas Championship, and tallied 18 points with 12 rebounds against the USA
- > During the summer of 2019, represented Canada at the FIBA U19 World Cup in Greece, leading the Canadians with 16.7 points per outing, including an event high 31 points vs. Senegal
- > Son of Anthony Lawson and Kathleen Parchment
- > Has a sister, Keisha
- > A public health major
- > Favorite athlete is LeBron James

CAREER STATS

Season	GP-GS	Min	Avg	FG	FGA	Pct	3FG	3FGA	Pct	FT	FTA	Pct	Off	Def	Tot	Avg	PF	FO	Ast	TO	Blk	Stl	Pts	Avg
2018-19	29-28	884	30.5	130	316	.411	48	134	.358	80	120	.667	27	98	125	4.3	59	1	83	74	7	32	388	13.4
2019-20	19-19	526	27.7	84	206	.408	33	99	.333	59	78	.756	7	51	58	3.1	41	1	38	45	3	21	260	13.7
Totals	48-47	1410	29.4	214	522	.410	81	233	.348	139	198	.702	34	149	183	3.8	100	2	121	119	10	53	648	13.5

(SEC ONLY)

Season	GP-GS	Min	Avg	FG	FGA	Pct	3FG	3FGA	Pct	FT	FTA	Pct	Off	Def	Tot	Avg	PF	FO	Ast	TO	Blk	Stl	Pts	Avg
2019	15-15	495	33.0	74	172	.430	26	67	.388	36	52	.692	15	48	63	4.2	31	1	39	30	3	11	210	14.0
2020	6-6	173	28.8	18	57	.316	10	31	.323	13	19	.684	3	15	18	3.0	18	1	7	15	1	4	59	9.8
Totals	21-21	668	31.8	92	229	.402	36	98	.367	49	71	.690	18	63	81	3.9	49	2	46	45	4	15	269	12.8

15 WILDENS LEVEQUE

FRESHMAN - F - 6-11 - 230 - BROCKTON, MASS./GOULD ACADEMY

CAREER HIGHS

Points	12	vs. Cleveland State (Nov. 15, 2019)
FG	4	vs. Cleveland State (Nov. 15, 2019)
FGA	4	vs. Cleveland State (Nov. 15, 2019)
3FG	-	-
3FGA	-	-
FT Made	4	vs. Cleveland State (Nov. 15, 2019)
FT Attempts	5	vs. Cleveland State (Nov. 15, 2019)
Rebounds	8	vs. Wichita State (Nov. 26, 2019)
Assists	1	3x, last at Virginia (Dec. 22, 2019)
Blocks	3	vs. Gardner-Webb (Nov. 22, 2019)
Steals	3	at Auburn (Jan. 22, 2020)
Minutes	21	vs. George Washington (Dec. 1, 2019)

SUPERLATIVES

	'19-20
Double-figure scoring	1
Double-figure rebounding	-
Double-double	-
2+ blocks	3
Team high scoring	-
Team high rebounding	1
Team high blocks	2

includes led, or shared team high



2019-20 GAME-BY-GAME

OPP, DATE	MIN	FG	PCT.	3FG	PCT.	FT	PCT.	O-D-T	PF	A	TO	BLK	STL	PTS
N. Alabama, 11/6	-	-	-	-	-	-DNP - coach's decision/toe injury	-	-	-	-	-	-	-	-
Wyoming, 11/10	15	1-1	1.000	0-0	.000	2-2	1.000	2-2-4	2	0	2	1	0	4
Cleveland St., 11/15	11	4-4	1.000	0-0	.000	4-5	.800	1-0-1	2	0	1	1	2	12
Boston U, 11/19	8	0-1	.000	0-0	.000	0-0	.000	2-0-2	1	0	0	1	0	0
Gardner-Webb, 11/22*	10	0-1	.000	0-0	.000	0-0	.000	0-2-2	2	0	0	3	0	0
vs. Wichita State, 11/26*	20	2-3	.333	0-0	.000	2-4	.500	2-6-8	4	0	0	1	0	6
vs. UNI, 11/27*	10	0-1	.000	0-0	.000	0-0	.000	0-1-1	4	0	1	0	0	0
George Wash., 12/1*	21	3-4	.750	0-0	.000	0-0	.000	2-5-7	2	0	1	2	0	6
at UMass, 12/4*	8	0-1	.000	0-0	.000	0-0	.000	1-0-1	3	1	1	0	0	0
Houston, 12/8*	18	0-0	.000	0-0	.000	0-2	.000	2-1-3	1	1	0	0	0	0
at Clemson, 12/15	2	0-0	.000	0-0	.000	0-0	.000	0-0-0	0	0	1	0	0	0
at Virginia, 12/22	6	0-1	.000	0-0	.000	0-0	.000	1-1-2	1	1	1	0	0	0
Stetson, 12/30	7	1-2	.500	0-0	.000	1-1	1.000	2-4-6	0	0	1	0	1	3
Florida, 1/7	6	0-0	.000	0-0	.000	0-0	.000	0-0-0	3	0	0	0	0	0
at Tennessee, 1/11	9	0-0	.000	0-0	.000	0-0	.000	2-0-2	2	0	0	2	0	0
Kentucky, 1/15	7	1-2	.500	0-0	.000	0-3	.000	1-1-2	0	0	0	0	0	2
at Texas A&M, 1/18	7	0-0	.000	0-0	.000	0-0	.000	0-0-0	4	0	0	0	0	0
at Auburn, 1/22*	14	2-2	1.000	0-0	.000	0-2	.000	1-2-3	1	0	0	1	3	4
Vanderbilt, 1/25	9	0-1	.000	0-0	.000	2-4	.500	1-2-3	2	0	1	0	0	2
at Arkansas, 1/29														
Missouri, 2/1														
at Ole Miss, 2/5														
Texas A&M, 2/8														
at Georgia, 2/12														
Tennessee, 2/15														
at Miss. State, 2/19														
LSU, 2/22														
Georgia, 2/26														
at Alabama, 2/29														
Miss. State, 3/3														
at Vanderbilt, 3/7														

* indicates starter

PLAYER BIO

2019-20

- > Started for first time in SEC play at No. 16 Auburn (Jan. 22) and had four points, three rebounds and a career-high three steals
- > Collected a season high eight rebounds vs. Wichita State (Nov. 26)
- > Earned his first-career start in win vs. Gardner-Webb (Nov. 22), blocking a season high three shots
- > First career double-figure scoring performance with 12 points on a perfect 4-of-4 effort from the field and a 4-of-5 mark at the free throw line in home win over Cleveland State (Nov. 15)
- > Made season debut with four points, four rebounds and a block in win over Wyoming (Nov. 10)
- > Suffered toe injury during practice prior to season opener vs. North Alabama; did not see court action vs. the Lions

Personal

- > Averaged 14 points, 13 rebounds and two blocks per game as a junior at Gould Academy, earning NEPSAC AA Honorable Mention accolades
- > Noted as the No. 2 player in the state of Massachusetts by ESPN.com
- > Named All-NEPSAC AA following senior season
- > Labeled as a competitive player with great form on his shot
- > Major is undecided
- > Son of Wildens and Carline Leveque
- > Has two sisters, Wildnese and Karyna
- > Cousin of Nerlens Noel, who played college basketball at Kentucky, and is currently a member of the Oklahoma City Thunder
- > Lists LeBron James as his favorite NBA player, and the Miami Heat as his favorite NBA team

CAREER STATS

Season	GP-GS	Min	Avg	FG	FGA	Pct	3FG	3FGA	Pct	FT	FTA	Pct	Off	Def	Tot	Avg	PF	FO	Ast	TO	Blk	Stl	Pts	Avg
2019-20	18-7	187	10.4	14	24	.583	0	0	.000	11	23	.478	20	27	47	2.6	34	0	3	10	12	6	39	2.2

(SEC ONLY)

Season	GP-GS	Min	Avg	FG	FGA	Pct	3FG	3FGA	Pct	FT	FTA	Pct	Off	Def	Tot	Avg	PF	FO	Ast	TO	Blk	Stl	Pts	Avg
2020	6-1	52	8.7	3	5	.600	0	0	.000	2	9	.222	5	5	10	1.7	12	0	0	1	3	3	8	1.3

4 JALYN MCCREARY

FRESHMAN - F - 6-7 - 225 - MARIETTA, GA./LEGACY EARLY COLLEGE

CAREER HIGHS

Points	11	vs. Vanderbilt (Jan. 25, 2020)
FG	4	2x, last vs. Vanderbilt (Jan. 25, 2020)
FGA	5	2x, last vs. Vanderbilt (Jan. 25, 2020)
3FG	-	-
3FGA	-	-
FT Made	4	at Texas A&M (Jan. 18, 2020)
FT Attempts	7	vs. North Alabama (Nov. 6, 2019)
Rebounds	6	vs. Wyoming (Nov. 10, 2019)
Assists	2	at Auburn (Jan. 22, 2020)
Blocks	3	vs. Cleveland State (Nov. 15, 2019)
Steals	2	at Auburn (Jan. 22, 2020)
Minutes	20	vs. North Alabama (Nov. 6, 2019)

SUPERLATIVES

Double-figure scoring	1
Double-figure rebounding	-
Double-double	-
2+ blocks	2
Team high scoring	-
Team high rebounding	-
Team high blocks	3

includes led, or shared team high



2019-20 GAME-BY-GAME

OPP, DATE	MIN	FG	PCT.	3FG	PCT.	FT	PCT.	O-D-T	PF	A	TO	BLK	STL	PTS
N. Alabama, 11/6	20	4-5	.800	0-0	.000	1-7	.143	2-2-4	5	1	5	1	0	9
Wyoming, 11/10	15	2-4	.500	0-0	.000	0-0	.000	1-5-6	3	0	2	2	0	4
Cleveland St., 11/15	7	0-4	.000	0-1	.000	0-2	.000	1-1-2	1	0	0	3	0	0
Boston U, 11/19	4	1-2	.500	0-0	.000	0-0	.000	1-0-1	0	0	0	0	0	2
Gardner-Webb, 11/22	14	3-4	.750	0-0	.000	0-0	.000	2-2-4	3	0	1	0	1	6
vs. Wichita State, 11/26	11	0-2	.000	0-0	.000	2-5	.400	1-0-1	3	0	0	0	0	2
vs. UNI, 11/27	3	0-0	.000	0-0	.000	0-2	.000	0-0-0	3	0	0	0	1	0
George Wash., 12/1	7	0-1	.000	0-0	.000	0-0	.000	1-1-2	1	0	0	0	0	0
at UMass, 12/4	16	2-4	.500	0-0	.000	0-0	.000	0-2-2	4	0	1	0	1	4
Houston, 12/8	4	1-1	1.000	0-0	.000	0-0	.000	0-0-0	3	0	0	0	0	2
at Clemson, 12/15	-	-	-	-	-	-	-	DNP - Coaches Decision	-	-	-	-	-	-
at Virginia, 12/22	-	-	-	-	-	-	-	DNP - Coaches Decision	-	-	-	-	-	-
Stetson, 12/30	-	-	-	-	-	-	-	DNP - Coach's Decision	-	-	-	-	-	-
Florida, 1/7	10	0-0	.000	0-0	.000	2-2	1.000	0-3-3	1	0	0	0	0	2
at Tennessee, 1/11	8	1-1	1.000	0-0	.000	0-0	.000	0-2-2	4	0	0	0	0	2
Kentucky, 1/15	12	3-4	.750	0-0	.000	0-1	.000	1-2-3	4	0	0	0	0	6
at Texas A&M, 1/18	13	1-1	1.000	0-0	.000	4-4	1.000	1-1-2	4	1	0	0	0	6
at Auburn, 1/22	14	2-2	1.000	0-0	.000	0-0	.000	2-2-4	4	2	2	0	2	4
Vanderbilt, 1/25	14	4-5	.800	0-0	.000	3-4	.750	0-5-5	4	0	0	1	0	11
at Arkansas, 1/29														
Missouri, 2/1														
at Ole Miss, 2/5														
Texas A&M, 2/8														
at Georgia, 2/12														
Tennessee, 2/15														
at Miss. State, 2/19														
LSU, 2/22														
Georgia, 2/26														
at Alabama, 2/29														
Miss. State, 3/3														
at Vanderbilt, 3/7														

* indicates starter

PLAYER BIO

2019-20

- > Tallied first game in double figures with a career-high 11 points in win vs. Vanderbilt (Jan. 25)
- > Had four points, four rebounds, two assists and two steals (both career highs) at No. 16 Auburn (Jan. 22)
- > Tallied six points (4-for-4 FTs) and a pair of rebounds in 81-67 road win at Texas A&M (Jan. 18)
- > Came off the bench and had six points and three rebounds in 81-78 win vs. No. 10 Kentucky (Jan. 15)
- > Scored six points and collected a steal in win vs. Gardner-Webb (Nov. 22)
- > Blocked a team high three shots in win vs. Cleveland State (Nov. 15)
- > Team high two blocks, along with four points and six rebounds in win vs. Wyoming (Nov. 10)
- > Scored nine points, with four rebounds and a block in college debut vs. North Alabama (Nov. 6)

Personal

- > Averaged 18 points and six rebounds as a senior at Legacy Early College
- > Named a USA Today South Carolina All-State Second Team honoree after helping his squad to a 34-5 overall record during senior campaign
- > Scored 18 points to lead his team to the USA National Prep Tournament Championship in March
- > Noted as an athletic combo forward with good court awareness
- > A sport and entertainment management major
- > Son of Walter McCreary and Kristie Gordon
- > Has a brother, Carter
- > Credits Meek Mill as his favorite music artist, and Kevin Durant as his favorite NBA player

CAREER STATS

Season	GP-GS	Min	Avg	FG	FGA	Pct	3FG	3FGA	Pct	FT	FTA	Pct	Off	Def	Tot	Avg	PF	FO	Ast	TO	Blk	Stl	Pts	Avg
2019-20	16-0	171	10.7	24	40	.600	0	1	.000	12	27	.444	13	28	41	2.6	47	1	4	11	7	5	60	3.8

(SEC ONLY)

Season	GP-GS	Min	Avg	FG	FGA	Pct	3FG	3FGA	Pct	FT	FTA	Pct	Off	Def	Tot	Avg	PF	FO	Ast	TO	Blk	Stl	Pts	Avg
2020	6-0	71	11.8	11	13	.846	0	0	.000	9	11	.818	4	15	19	3.2	21	0	3	2	1	2	31	5.2

10 JUSTIN MINAYA

R-SOPHOMORE - F - 6-6 - 215 - HARRINGTON PARK, N.J./NORTHERN VALLEY AT OLD TAPPAN

CAREER HIGHS

Points	18	at Texas A&M (Jan. 18, 2020)
FG	7	vs. North Alabama (Nov. 6, 2019)
FGA	12	vs. Tennessee (Jan. 20, 2018)
3FG	4	3x, last at Texas A&M (Jan. 18, 2020)
3FGA	8	at Texas A&M (Jan. 18, 2020)
FT Made	6	vs. Boston U (Nov. 19, 2019)
FT Attempts	8	vs. Boston U (Nov. 19, 2019)
Rebounds	12	vs. Vanderbilt (Jan. 25, 2020)
Assists	5	at Texas A&M (Jan. 18, 2020)
Blocks	4	vs. Gardner-Webb (Nov. 22, 2019)
Steals	3	vs. Georgia (Feb. 21, 2018)
Minutes	40	at Texas A&M (Jan. 18, 2020)

SUPERLATIVES

	'19-20	Career
Double-figure scoring	7	21
Double-figure rebounding	3	3
Double-double	2	2
2+ assists	11	29
Team high scoring	1	4
Team high rebounding	6	9
Team high assists	4	8

includes led, or shared team high



2019-20 GAME-BY-GAME

OPP, DATE	MIN	FG	PCT.	3FG	PCT.	FT	PCT.	O-D-T	PF	A	TO	BLK	STL	PTS
N. Alabama, 11/6 *	33	7-10	.700	0-1	.000	3-4	.750	4-7-11	1	1	1	0	1	17
Wyoming, 11/10*	27	1-6	.167	1-5	.200	0-0	.000	0-4-4	3	3	0	1	0	3
Cleveland St., 11/15*	21	0-9	.000	0-3	.000	0-0	.000	2-0-2	2	1	2	0	0	0
Boston U, 11/19*	27	2-4	.500	0-1	.000	6-8	.750	2-1-3	0	1	0	1	2	10
Gardner-Webb, 11/22*	25	1-4	.250	0-2	.000	3-4	.750	1-2-3	1	2	3	4	1	5
vs. Wichita State, 11/26*	28	2-4	.500	0-0	.000	1-2	.500	3-2-5	2	1	2	0	0	5
vs. UNI, 11/27*	34	3-8	.375	2-7	.285	0-2	.000	1-4-5	1	2	1	0	0	8
George Wash., 12/1*	36	3-6	.500	1-3	.333	1-2	.000	2-6-8	0	4	0	1	0	8
at UMass, 12/4*	31	3-6	.500	0-1	.000	3-4	.750	1-5-6	4	4	3	1	0	9
Houston, 12/8*	35	2-7	.286	1-5	.200	2-2	1.000	4-2-6	0	4	0	0	0	7
at Clemson, 12/15*	19	1-4	.250	1-3	.333	0-0	.000	3-3-6	5	0	0	0	0	3
at Virginia, 12/22*	36	5-9	.556	1-5	.200	1-1	1.000	0-4-4	1	4	0	1	1	12
Stetson, 12/30*	37	2-8	.250	1-2	.500	1-2	.500	3-6-9	1	2	0	0	0	6
Florida, 1/7*	20	1-3	.333	0-1	.000	2-4	.500	1-4-5	3	1	1	1	0	4
at Tennessee, 1/11*	34	0-4	.000	0-2	.000	0-0	.000	0-10-10	4	0	3	3	2	0
Kentucky, 1/15*	32	4-9	.444	2-5	.400	1-2	.500	3-3-6	5	2	1	1	1	11
at Texas A&M, 1/18*	40	6-11	.545	4-8	.500	2-2	1.000	2-6-8	2	5	1	2	1	18
at Auburn, 1/22*	32	6-12	.500	2-7	.286	0-0	.000	1-6-7	2	3	0	0	1	14
Vanderbilt, 1/25*	35	5-9	.556	1-4	.250	3-4	.750	6-6-12	2	4	0	1	2	14
at Arkansas, 1/29														
Missouri, 2/1														
at Ole Miss, 2/5														
Texas A&M, 2/8														
at Georgia, 2/12														
Tennessee, 2/15														
at Miss. State, 2/19														
LSU, 2/22														
Georgia, 2/26														
at Alabama, 2/29														
Miss. State, 3/3														
at Vanderbilt, 3/7														

* indicates starter

PLAYER BIO

2019-20

> Logged second double-double of the season with 14 points and a career-high 12 rebounds in win vs. Vanderbilt (Jan. 25)
 > Had 14 points and seven rebounds at No. 16 Auburn (Jan. 22)
 > Played all 40 minutes in 81-67 road win at Texas A&M (Jan. 18), finishing with a career-high 18 points, eight rebounds, five assists and two blocks; hit 4 3s and helped team set program records for most made 3s (16)
 > Had 11 points and six rebounds in 81-78 win vs. No. 10 Kentucky (Jan. 15)
 > Tallied 12 points (10 in the second half) in road win at No. 9 UVA (Dec. 22); had team-high four assists
 > Had 17 points and 11 rebounds for first career double-double in season opener vs. North Alabama (Nov. 6)

Career Highlights

> Posted 11 double-figure scoring games as a freshman, including a career high 17 points in a Gamecock win vs. UMass (12/2/17)
 > Started 30 games as a rookie
 > Before suffering knee injury, saw action in five games, averaging 7.4 points and 5.6 rebounds per outing, as a sophomore

Personal

> Averaged 19.5 points, 11.3 rebounds and 5.5 assists per game as a senior
 > Also played baseball during high school career
 > Son of Omar and Rachel Minaya
 > Father, Omar, is currently a special assistant to the general manager for the New York Mets; has served as an executive for several Major League Baseball teams, such as the Montreal Expos, the New York Mets and the San Diego Padres
 > Has a brother, Teddy
 > The best advice he has ever received is to "believe in yourself"
 > Credits his favorite sport other than basketball as baseball
 > Represented the Dominican Republic at the FIBA 2016 U17 World Championship, scoring 6.7 points and pulling down 5.7 rebounds per game
 > During the summer of 2018, joined USA East Coast for a tour of Italy, facing national teams from Germany, Italy and the Netherlands over a four-day span
 > A psychology major

CAREER STATS

Season	GP-GS	Min	Avg	FG	FGA	Pct	3FG	3FGA	Pct	FT	FTA	Pct	Off	Def	Tot	Avg	PF	FO	Ast	TO	Blk	Stl	Pts	Avg
2017-18	32-30	860	26.9	90	231	.391	39	107	.364	35	51	.686	52	82	134	4.2	64	1	47	40	8	20	254	7.9
2018-19	5-5	128	26.6	15	33	.455	2	15	.133	5	7	.714	10	18	28	5.6	18	2	8	4	1	3	37	7.4
2019-20	19-19	582	30.6	54	133	.406	17	65	.262	29	43	.674	39	81	120	6.3	39	2	44	18	17	12	154	8.1
Totals	56-54	1570	28.0	159	397	.401	58	187	.310	69	101	.683	101	181	282	5.0	121	5	99	62	26	35	445	7.9

(SEC ONLY)

Season	GP-GS	Min	Avg	FG	FGA	Pct	3FG	3FGA	Pct	FT	FTA	Pct	Off	Def	Tot	Avg	PF	FO	Ast	TO	Blk	Stl	Pts	Avg
2018	17-15	455	26.8	39	111	.351	16	51	.314	13	19	.684	26	41	67	3.9	34	1	28	17	4	11	107	6.3
2020	6-6	193	32.2	22	48	.458	9	27	.333	8	12	.667	13	35	48	8.0	18	1	15	6	8	7	61	10.2
Totals	23-21	648	28.2	61	159	.384	25	78	.321	21	31	.677	39	76	115	5.0	52	2	43	23	12	18	168	7.3

1 TJ MOSS

R-FRESHMAN - G - 6-4 - 195 - MEMPHIS, TENN./FINDLAY PREP (NEVADA)

CAREER HIGHS

Points	12	vs. Providence (Nov. 17, 2018)
FG	5	vs. Providence (Nov. 17, 2018)
FGA	10	vs. Providence (Nov. 17, 2018)
3FG	3	vs. George Washington (Nov. 18, 2018)
3FGA	5	2x, last vs. Coastal Carolina (Nov. 30, 2018)
FT Made	2	vs. George Washington (Nov. 18, 2018)
FT Attempts	2	3x, vs. Coastal Carolina (Nov. 30, 2018)
Rebounds	5	vs. Wyoming (Nov. 10, 2019)
Assists	4	twice, last vs. Cleveland State (Nov. 15, 2019)
Blocks	1	vs. Stetson (Dec. 30, 2019)
Steals	2	vs. Cleveland State (Nov. 15, 2019)
Minutes	32	at Wyoming (Dec. 5, 2018)

SUPERLATIVES

	'19-20	Career
Double-figure scoring	1	3
Double-figure rebounding	-	-
Double-double	-	-
2+ assists	5	8
Team high scoring	-	-
Team high rebounding	-	-
Team high assists	2	3

includes led, or shared team high



2019-20 GAME-BY-GAME

OPP, DATE	MIN	FG	PCT.	3FG	PCT.	FT	PCT.	O-D-T	PF	A	TO	BLK	STL	PTS
N. Alabama, 11/6	19	1-5	.200	0-1	.000	1-2	.500	0-0-0	2	2	3	0	1	3
Wyoming, 11/10	20	1-6	.167	1-3	.333	1-2	.500	2-3-5	1	2	0	0	0	4
Cleveland St., 11/15	20	2-6	.333	2-5	.400	0-0	.000	0-3-3	0	4	2	0	2	6
Boston U, 11/19	20	0-6	.000	0-3	.000	0-2	.000	0-2-2	2	4	3	0	1	0
Gardner-Webb, 11/22	11	0-4	.000	0-3	.000	0-0	.000	0-0-0	0	2	0	0	0	0
vs. Wichita State, 11/26	9	1-5	.200	0-1	.000	0-0	.000	0-1-1	1	0	1	0	0	2
vs. UNI, 11/27	9	1-3	.333	0-1	.000	0-0	.000	0-0-0	0	1	0	0	1	2
George Wash., 12/1	11	1-2	.500	0-0	.000	1-2	.500	0-2-2	1	2	1	0	0	3
at UMass, 12/4	11	1-3	.333	0-2	.000	0-2	.000	0-0-0	1	2	2	0	0	2
Houston, 12/8	22	2-7	.286	2-5	.400	1-2	.500	0-3-3	2	3	2	0	0	7
at Clemson, 12/15	5	0-0	.000	0-0	.000	0-0	.000	0-0-0	0	0	0	0	0	0
at Virginia, 12/22	3	0-0	.000	0-0	.000	0-0	.000	0-0-0	0	0	1	0	0	0
Stetson, 12/30	20	2-4	.500	1-3	.333	0-0	.000	0-1-1	5	1	1	1	0	5
Florida, 1/7	13	1-1	1.000	0-0	.000	0-0	.000	0-0-0	2	2	3	0	1	2
at Tennessee, 1/11	15	1-1	1.000	0-0	.000	0-0	.000	0-0-0	2	2	1	0	0	2
Kentucky, 1/15	23	4-9	.444	1-2	.500	1-1	1.000	0-3-3	2	3	0	0	0	10
at Texas A&M, 1/18	-	-	-	-	-	-	-	DNP - Death in family	-	-	-	-	-	-
at Auburn, 1/22	15	1-3	.333	0-1	.000	0-0	.000	0-1-1	0	2	2	0	0	2
Vanderbilt, 1/25	8	0-2	.000	0-1	.000	0-0	.000	0-1-1	3	0	0	0	0	0
at Arkansas, 1/29														
Missouri, 2/1														
at Ole Miss, 2/5														
Texas A&M, 2/8														
at Georgia, 2/12														
Tennessee, 2/15														
at Miss. State, 2/19														
LSU, 2/22														
Georgia, 2/26														
at Alabama, 2/29														
Miss. State, 3/3														
at Vanderbilt, 3/7														

* indicates starter

PLAYER BIO

2019-20

- > Led the bench with 10 points, three assists and three rebounds in 81-78 win vs. No. 10 Kentucky (Jan. 15)
- > Hit a pair of 3s and dished four assists in home win over Cleveland State (Nov. 15)
- > Dished out two assists and collected a steal in season opener vs. North Alabama (Nov. 6)

Career Highlights

- > Saw action in seven games as a rookie before being sidelined for the remainder of the season due to injury
- > Posted two double-figure scoring games as a freshman, including a season high 12 points vs. Providence

Personal

- > Listed as a four-star prospect according to ESPN.com, and a three-star prospect according to 247sports.com
- > Helped lead his Findlay Prep squad to a 32-5 overall record in 2017-18, advancing to the semifinal round of the high school national tournament
- > Averaged a team high 6.2 assists per game at Findlay Prep
- > Prior to time at Findlay Prep, spent three seasons at Memphis East High School, helping his squad to a combined 65-5 record during his final two seasons
- > A fashion merchandising major
- > Son of Terrence and Timitra Moss
- > Has two brothers, Tevin and Tyler
- > Favorite athlete is Kevin Durant
- > His dream job is to be a fashion designer and own his own clothing line

CAREER STATS

Season	GP-GS	Min	Avg	FG	FGA	Pct	3FG	3FGA	Pct	FT	FTA	Pct	Off	Def	Tot	Avg	PF	FO	Ast	TO	Blk	Stl	Pts	Avg
2018-19	7-3	144	20.6	16	41	.390	8	24	.333	4	6	.667	0	13	13	1.9	8	0	13	14	0	4	44	6.3
2019-20	18-0	254	14.1	19	67	.284	7	31	.226	5	13	.385	2	20	22	1.2	24	1	32	22	1	6	50	2.8
Totals	25-3	398	15.9	35	108	.324	15	55	.273	9	19	.474	2	33	35	1.4	32	1	45	36	1	10	94	3.8

(SEC ONLY)

Season	GP-GS	Min	Avg	FG	FGA	Pct	3FG	3FGA	Pct	FT	FTA	Pct	Off	Def	Tot	Avg	PF	FO	Ast	TO	Blk	Stl	Pts	Avg
2020	5-0	74	14.8	7	16	.438	1	4	.250	1	1	1.000	0	5	5	1.0	9	0	9	6	0	1	16	3.2

14 NATHAN NELSON

SOPHOMORE - F - 6-6 - 189 - MURFREESBORO, TENN./BLACKMAN


CAREER HIGHS

Points	2	vs. Wyoming (Nov. 10, 2019)
FG	1	vs. Wyoming (Nov. 10, 2019)
FGA	2	vs. North Greenville (Dec. 31, 2018)
3FG	-	-
3FGA	1	vs. North Greenville (Dec. 31, 2018)
FT Made	-	-
FT Attempts	-	-
Rebounds	2	vs. North Alabama (Nov. 6, 2019)
Assists	-	-
Blocks	-	-
Steals	1	vs. Georgia (March 9, 2019)
Minutes	5	at Clemson (Dec. 15, 2019)

SUPERLATIVES

	'19-20	Career
Double-figure scoring	-	-
Double-figure rebounding	-	-
Double-double	-	-
2+ blocks	-	-
Team high scoring	-	-
Team high rebounding	-	-
Team high blocks	-	-

includes led, or shared team high



2019-20 GAME-BY-GAME

OPP, DATE	MIN	FG	PCT.	3FG	PCT.	FT	PCT.	O-D-T	PF	A	TO	BLK	STL	PTS
N. Alabama, 11/6	1	0-2	.000	0-0	.000	0-0	.000	2-0-2	1	0	1	0	0	0
Wyoming, 11/10	4	1-1	1.000	0-0	.000	0-0	.000	0-0-0	0	0	0	0	0	2
Cleveland St., 11/15	3	0-0	.000	0-0	.000	0-0	.000	0-0-0	1	0	0	0	0	0
Boston U, 11/19	-	-	-	-	-	DNP - Coaches Decision	-	-	-	-	-	-	-	-
Gardner-Webb, 11/22	-	-	-	-	-	DNP - Coaches Decision	-	-	-	-	-	-	-	-
vs. Wichita State, 11/26	1	0-0	.000	0-0	.000	0-0	.000	0-0-0	0	0	0	0	0	0
vs. UNI, 11/27	-	-	-	-	-	DNP - Coaches Decision	-	-	-	-	-	-	-	-
George Wash., 12/1	-	-	-	-	-	DNP - Coaches Decision	-	-	-	-	-	-	-	-
at UMass, 12/4	-	-	-	-	-	DNP - Coaches Decision	-	-	-	-	-	-	-	-
Houston, 12/8	-	-	-	-	-	DNP - Coaches Decision	-	-	-	-	-	-	-	-
at Clemson, 12/15	5	0-0	.000	0-0	.000	0-0	.000	0-0-0	3	0	0	0	0	0
at Virginia, 12/22	-	-	-	-	-	DNP - Coaches Decision	-	-	-	-	-	-	-	-
Stetson, 12/30	-	-	-	-	-	DNP - Coaches Decision	-	-	-	-	-	-	-	-
Florida, 1/7	-	-	-	-	-	DNP - Coaches Decision	-	-	-	-	-	-	-	-
at Tennessee, 1/11	-	-	-	-	-	DNP - Coaches Decision	-	-	-	-	-	-	-	-
Kentucky, 1/15	-	-	-	-	-	DNP - Coaches Decision	-	-	-	-	-	-	-	-
at Texas A&M, 1/18	4	0-0	.000	0-0	.000	0-0	.000	0-0-0	1	0	0	0	0	0
at Auburn, 1/22	-	-	-	-	-	DNP - Coaches Decision	-	-	-	-	-	-	-	-
Vanderbilt, 1/25	2	0-1	.000	0-0	.000	0-0	.000	0-0-0	0	0	0	0	0	0
at Arkansas, 1/29	-	-	-	-	-	-	-	-	-	-	-	-	-	-
Missouri, 2/1	-	-	-	-	-	-	-	-	-	-	-	-	-	-
at Ole Miss, 2/5	-	-	-	-	-	-	-	-	-	-	-	-	-	-
Texas A&M, 2/8	-	-	-	-	-	-	-	-	-	-	-	-	-	-
at Georgia, 2/12	-	-	-	-	-	-	-	-	-	-	-	-	-	-
Tennessee, 2/15	-	-	-	-	-	-	-	-	-	-	-	-	-	-
at Miss. State, 2/19	-	-	-	-	-	-	-	-	-	-	-	-	-	-
LSU, 2/22	-	-	-	-	-	-	-	-	-	-	-	-	-	-
Georgia, 2/26	-	-	-	-	-	-	-	-	-	-	-	-	-	-
at Alabama, 2/29	-	-	-	-	-	-	-	-	-	-	-	-	-	-
Miss. State, 3/3	-	-	-	-	-	-	-	-	-	-	-	-	-	-
at Vanderbilt, 3/7	-	-	-	-	-	-	-	-	-	-	-	-	-	-

* indicates starter

PLAYER BIO

2019-20

- > Scored the first points of his career in home win over Wyoming (Nov. 10)
- > Collected two rebounds in season opener vs. North Alabama (Nov. 6)

Personal

- > Played prep basketball at Blackman High School in Murfreesboro, Tenn.
- > Averaged 9.0 points, 5.7 rebounds and 2.3 assists per game as a senior
- > Helped team to a 32-1 record during senior campaign, and the team was ranked second in Tennessee
- > Hit 49 percent from the field, 44 percent from 3-point range and 80 percent from the free throw line as a senior
- > Named to the Murfreesboro Post's All-County second team following senior campaign
- > Son of Lynn Nelson and Antoinette van Zelm
- > Has a sister, Elizabeth
- > A political science major
- > His favorite NBA team is the Memphis Grizzlies
- > His dream job is to be a CIA agent

CAREER STATS

Season	GP-GS	Min	Avg	FG	FGA	Pct	3FG	3FGA	Pct	FT	FTA	Pct	Off	Def	Tot	Avg	PF	FO	Ast	TO	Blk	Stl	Pts	Avg
2018-19	4-0	6	1.5	0	2	.000	0	1	.000	0	0	.000	0	1	1	0.3	1	0	0	0	0	1	0	0.0
2019-20	7-0	20	2.9	1	4	.250	0	0	.000	0	0	.000	2	0	2	0.3	6	0	0	1	0	0	2	0.3
Totals	11-0	26	2.4	1	6	.167	0	1	.000	0	0	.000	2	1	3	0.3	7	0	0	1	0	1	2	0.2

(SEC ONLY)

Season	GP-GS	Min	Avg	FG	FGA	Pct	3FG	3FGA	Pct	FT	FTA	Pct	Off	Def	Tot	Avg	PF	FO	Ast	TO	Blk	Stl	Pts	Avg
2019	3-0	4	1.3	0	0	.000	0	0	.000	0	0	.000	0	0	0	0.0	1	0	0	0	0	1	0	0.0
2020	2-0	6	3.0	0	1	.000	0	0	.000	0	0	.000	0	0	0	0.0	1	0	0	0	0	0	0	0.0
Totals	5-0	10	2.0	0	1	.000	0	0	.000	0	0	.000	0	0	0	0.0	2	0	0	0	0	0	0	0.0

25 SEVENTH WOODS

SENIOR - 6 - 6-2 - 189 - COLUMBIA, S.C./HAMMOND/NORTH CAROLINA

CAREER HIGHS

Points	14	vs. Gonzaga (Dec. 15, 2018)
FG	6	vs. Gonzaga (Dec. 15, 2018)
FGA	9	vs. Gonzaga (Dec. 15, 2018)
3FG	2	2 vs. Gonzaga (Dec. 15, 2018)
3FGA	2	4x, last vs. Louisville (Jan. 12, 2019)
FT Made	4	3x, last vs. Notre Dame (Jan. 15, 2019)
FT Attempts	6	twice, last vs. NC State (Jan. 8, 2017)
Rebounds	4	4x, last vs. Gonzaga (Dec. 15, 2018)
Assists	8	vs. Tennessee Tech (Nov. 16, 2018)
Blocks	1	7x, last vs. Notre Dame (Jan. 15, 2019)
Steals	4	vs. Saint Francis (Nov. 19, 2018)
Minutes		

SUPERLATIVES

	Career
Double-figure scoring	1
Double-figure rebounding	-
Double-double	-
2+ assists	35
Team high scoring*	-
Team high rebounding*	-
Team high assists*	-

*includes led, or shared team high
* at Carolina*



PLAYER BIO

2019-20

> Not available this season due to NCAA transfer rules

Career Highlights

> Saw action in 94 career games at North Carolina, averaging 1.8 points and 1.1 rebounds per game; a member of UNC's 2017 national championship team
> Played prep career at Hammond School in Columbia, averaging 18.9 points, 4.5 rebounds and five assists per game as a senior
> Helped 2015 Hammond squad capture state championship
> Twice named Mr. Basketball in the state of South Carolina, while collecting other accolades such as all-region and all-state honors, while also being named the South Carolina Independent Schools Association Player of the Year four times during prep career

Personal

> A psychology major
> Son of Luis and Monica Woods
> Youngest of six siblings - has four brothers, Eric, Chris, Charles and Louis, and a sister, Octavia
> Lists Demarcus Cousins as his favorite NBA player

CAREER STATS

Season	GP-GS	Min	Avg	FG	FGA	Pct	3FG	3FGA	Pct	FT	FTA	Pct	Off	Def	Tot	Avg	PF	FO	Ast	TO	Blk	Stl	Pts	Avg
2016-17*	40-0	309	7.7	17	60	.283	2	11	.182	25	41	.610	6	49	55	1.4	28	1	49	42	2	21	61	1.5
2017-18*	20-0	140	7.0	9	30	.300	0	4	.000	4	5	.800	1	13	14	0.7	21	0	20	12	1	6	22	1.1
2018-19*	34-1	366	10.8	31	74	.419	4	10	.400	18	28	.643	4	29	33	1.0	39	0	72	51	4	30	84	2.5
Totals	94-1	815	8.7	57	164	.348	6	25	.240	47	74	.635	11	91	102	1.1	88	1	141	105	7	57	167	1.8

* at North Carolina

THE LAST TIME IN SOUTH CAROLINA BASKETBALL

AN INDIVIDUAL ...

Scored 20 or more points:	South Carolina: Jermaine Couisnard (26) vs. Kentucky, Jan. 15, 2020, in Columbia, S.C. Opponent: Devan Cambridge (26), Auburn, Jan. 22, 2020, in Auburn, Ala.
Scored 30 or more points:	South Carolina: Chris Silva (32), vs. Auburn, Jan. 22, 2019, in Columbia, S.C. Opponent: Nathan Hoover (30), Wofford, Nov. 26, 2018, in Columbia, S.C.
Scored 35 or more points:	South Carolina: Sindarius Thornwell (44) vs. Alabama, Feb. 7, 2017, in Columbia, S.C. Opponent: Kevin Punter (36), Tennessee, Jan. 23, 2016, in Knoxville, Tenn.
Scored 40 or more points:	South Carolina: Sindarius Thornwell (44), vs. Alabama, Feb. 7, 2017, in Columbia, S.C. Opponent: Austin Carr (43), Notre Dame, Dec. 30, 1969, in New Orleans, La.
Collected 20 or more rebounds:	South Carolina: Sindarius Thornwell (21), vs. Alabama, Feb. 7, 2017, in Columbia, S.C. Opponent: Ekpe Udoh (20), Baylor, Jan. 2, 2010, in Columbia, S.C.
Collected 15 or more rebounds:	South Carolina: Chris Silva (17), vs. Texas A&M, March 5, 2019, in College Station, Texas Opponent: Amile Jefferson (15), Duke, March 19, 2017, in Greenville, S.C.
Made 12 or more field goals:	South Carolina: Laimonas Chatkevicius (15), vs. High Point, March 15, 2016, in Columbia, S.C. Opponent: Michael Frazier II (12), Florida, March 4, 2014, in Columbia, S.C.
Made 10 or more field goals:	South Carolina: Chris Silva (11), vs. Auburn, Jan. 22, 2019, in Columbia, S.C. Opponent: Devan Cambridge (10), Auburn, Jan. 22, 2020, in Auburn, Ala.
Attempted 20 or more field goals:	South Carolina: Jermaine Couisnard (22), vs. Kentucky, Jan. 15, 2020, in Columbia, S.C. Opponent: Armel Potter (22), George Washington, Dec. 1, 2019, in Columbia, S.C.
Attempted 25 or more field goals:	South Carolina: Sindarius Thornwell (25), vs. Alabama, Feb. 7, 2017, in Columbia, S.C. Opponent: Kemmy Burgess (26), Alaska-Anchorage, Nov. 24, 2005, in Anchorage, Alaska
Dished 10 or more assists:	South Carolina: Devan Downey (11), vs. LSU, March 13, 2008 in Atlanta, Ga. Opponent: Andrew Nembhard (10), Florida, March 5, 2016, in Fayetteville, Ark.
Swiped 5 or more steals:	South Carolina: Sindarius Thornwell (5) vs. Texas A&M, Jan. 7, 2017, in Columbia, S.C. Opponent: Thomas Wilder (6), Western Michigan, Nov. 13, 2017, in Columbia, S.C.
Blocked 5 or more shots:	South Carolina: Maik Kotsar (6), vs. North Greenville, Dec. 31, 2018, in Columbia, S.C. Opponent: Abdul Adu (6), Mississippi State, Feb. 23, 2019, in Starkville, Miss.
Made 5 or more 3-point field goals:	South Carolina: Jair Bolden (5), at Texas A&M, Jan. 18, 2020, in College Station, Texas Opponent: Devan Cambridge (6), Auburn, Jan. 22, 2020, in Auburn, Ala.
Attempted 8 or more 3-point field goals:	South Carolina: AJ Lawson (8), vs. Florida, Jan. 7, 2020, in Columbia, S.C. Opponent: Devan Cambridge (9), Auburn, Jan. 22, 2020, in Auburn, Ala.
Made 10 or more free throws:	South Carolina: AJ Lawson (12), vs. Cleveland State, Nov. 15, 2019, in Columbia, S.C. Opponent: Christiaan Jones (20), Stetson, Dec. 30, 2019, in Columbia, S.C.
Attempted 15 or more free throws:	South Carolina: Chris Silva (16), vs. Georgia, March 9, 2019, in Columbia, S.C. Opponent: Saben Lee (16), Vanderbilt, Jan. 16, 2019, in Nashville, Tenn.
Played all 40 minutes of regulation:	South Carolina: Justin Minaya, at Texas A&M, Jan. 18, 2020, in College Station, Texas Opponent: Maceo Jack, George Washington, Dec. 1, 2019, in Columbia, S.C.
A player hit a last-second shot (within 3 seconds) to win a game:	South Carolina: Jermaine Couisnard (3-pointer), vs. Kentucky, Jan. 15, 2020, in Columbia, S.C. Opponent: JJ Frazier (Free Throws), Georgia, March 11, 2016, in Nashville, Tenn.
A player had a double-double:	South Carolina: Alanzo Frink (11 points, 10 rebounds), vs. Cleveland State, Nov. 15, 2019, in Columbia, S.C. Opponent: John Fulkerson (15 points, 10 rebounds), Tennessee, Jan. 11, 2020, in Knoxville, Tenn.
Two or more players had a double-double:	South Carolina: Chris Silva (19 points, 11 rebounds) & Frank Booker (27 points, 10 rebounds), vs. Auburn, March 3, 2018, in Auburn, Ala. Opponent: Nicolas Claxton (13 points, 10 rebounds) & Derek Ogbeide (11 points, 10 rebounds), Georgia, March 9, 2019, in Columbia, S.C..
A player had a triple-double:	South Carolina: Sam Muldrow (16 points, 14 rebounds, 10 blocks) vs. Vanderbilt, Jan. 8, 2011, in Columbia, S.C. Opponent: Daniel Hackett (Southern California - 22 points, 10 rebounds, 10 assists), Nov. 17, 2007, in Columbia, S.C. <i>*** Only second triple-double in South Carolina history (Chuck Eidson (25 points, 10 rebounds, 10 assists) vs. SC State, Nov. 29, 2002, in Columbia, S.C..</i>
Scored 30 or more points in back-to-back games:	South Carolina: Devan Downey, 30 vs. Kentucky, Jan. 26, 2010, in Columbia, S.C. 33 vs. Georgia, Jan. 30, 2010, in Columbia, S.C.
Scored 25 or more points in back-to-back games:	South Carolina: Frank Booker, 25, vs. LSU, Feb. 28, 2018, in Columbia, S.C. 27, at Auburn, March 3, 2018, in Auburn, Ala.

A TEAM ...

Scored 100 or more points:	South Carolina: 103 vs. The Citadel, Nov. 12, 2007, in Columbia, S.C. Opponent: 107, Vanderbilt, Feb. 17, 1996, in Nashville, Tenn.
Scored 50 points or less:	South Carolina: 47, vs. Wichita State, Nov. 26, 2019, in Cancun Opponent: 32, Wyoming, Nov. 10, 2019, in Columbia, S.C.
Scored 50 points in a half:	South Carolina: 56 (2nd half) vs. Kentucky, Jan. 15, 2020, in Columbia, S.C. Opponent: 50 (2nd half), Stony Brook, Nov. 9, 2018, in Columbia, S.C.
Failed to score 25 points in a half:	South Carolina: 22 (1st half), Wichita State, Nov. 26, 2019, in Cancun Opponent: 24 (1st half), Virginia, Dec. 22, 2019, in Charlottesville, Va.

Collected 50 or more rebounds:	South Carolina: 50, vs. USC Upstate, Nov. 6, 2018, in Columbia Opponent: 50, Kentucky, Feb. 5, 2019, in Lexington, Ky.
Shot 60% or better from the field:	South Carolina: 60.0% (39-65), vs. High Point, March 15, 2016, in Columbia, S.C. Opponent: 69.6% (32-46) Missouri, Feb. 28, 2013, in Columbia, S.C.
Shot 50% or better from the field:	South Carolina: 54.1% (33-62), vs. Vanderbilt, Jan. 25, 2020, in Columbia, S.C. Opponent: 50.0% (26-52), Houston, Dec. 8, 2019, in Columbia, S.C.
Shot less than 30% from the field:	South Carolina: 27.8% (15-54), vs. Florida, Feb. 10, 2018, in Columbia, S.C. Opponent: 25.9% (14-54), Tennessee, Jan. 11, 2020, in Knoxville, Tenn.
Shot 50% or better from 3-point range (at least 10 attempts):	South Carolina: 56.5% (13-23), vs. Texas A&M, March 5, 2019, in College Station, Texas Opponent: 52.9% (9-17), Houston, Dec. 8, 2019, in Columbia, S.C.
Shot 20% or less from 3-point range (at least 10 attempts):	South Carolina: 15.4% (2-13), at Tennessee, Jan. 11, 2020, in Knoxville, Tenn. Opponent: 16.7% (5-30), Vanderbilt, Jan. 25, 2020, in Columbia, S.C.
Dished 20 or more assists:	South Carolina: 20, vs. Vanderbilt, Jan. 25, 2020, in Columbia, S.C. Opponent: 22, Tennessee, Feb. 13, 2019, in Knoxville, Tenn.
Made 35 or more shots:	South Carolina: 35, vs. Marquette, March 17, 2017, in Greenville, S.C. Opponent: 36, Tennessee, Jan. 29, 2019, in Columbia, S.C.
Attempted 80 or more shots:	South Carolina: 82, vs. Cleveland State, Nov. 15, 2019, in Columbia, S.C. Opponent: 83, LSU, Feb. 10, 1996, in Columbia, S.C.
Attempted 70 or more shots:	South Carolina: 73, vs. Kentucky, Jan. 15, 2020, in Columbia, S.C. Opponent: 70, Stony Brook, Nov. 9, 2018, in Columbia, S.C.
Made 10 or more 3-pointers:	South Carolina: 16, at Texas A&M, Jan. 18, 2020, in College Station, Texas Opponent: 10, Auburn, Jan. 22, 2020, in Auburn, Ala.
Did not make a 3-pointer:	South Carolina: USC Upstate, Nov. 6, 2018, in Columbia Opponent: Florida, Jan. 18, 2017, in Columbia, S.C.
Attempted 30 or more 3-pointers:	South Carolina: 30, at Texas A&M, Jan. 18, 2020, in College Station, Texas Opponent: 30, Vanderbilt, Jan. 25, 2020, in Columbia, S.C.
Attempted 25 or more 3-pointers:	South Carolina: 25, vs. Houston Dec. 8, 2019, in Columbia, S.C. Opponent: 27, Auburn, Jan. 22, 2020, in Auburn, Ala.
Made 30 or more free throws:	South Carolina: 35, vs. Alabama, Feb. 7, 2017, in Columbia, S.C. Opponent: 32, LSU, Jan. 19, 2019, in Baton Rouge, La.
Attempted 40 or more free throws:	South Carolina: 50, vs. Alabama, Feb. 7, 2017, in Columbia, S.C. Opponent: 42, Kentucky, March 1, 2014, in Columbia, S.C.
Swiped 15 or more steals:	South Carolina: 15 vs. Vanderbilt, Jan. 16, 2010, in Columbia, S.C. Opponent: 15, Monmouth, Nov. 15, 2016, in Columbia, S.C.
Blocked 12 or more shots:	South Carolina: 12, vs. Coastal Carolina, Nov. 30, 2018, in Coulmbia, S.C. Opponent: 12, Mississippi State, Jan. 26, 2016, in Columbia, S.C.
Blocked 8 or more shots:	South Carolina: 8, at Tennessee, Jan. 11, 2020, in Knoxville, Tenn. Opponent: 11, Tennessee, Jan. 11, 2020, in Knoxville, Tenn.
Won by 30 or more points:	South Carolina: 34, vs. Wyoming, Nov. 10, 2019, in Columbia, S.C. Opponent: 34, Kentucky, Feb. 14, 2015, in Lexington, Ky.
Won by 20 or more points:	South Carolina: 26, vs. Vanderbilt, Jan. 25, 2020, in Columbia, S.C. Opponent: 23, Wichita State, Nov. 26, 2019, in Cancun Win: 83-74, vs. LSU, Feb. 28, 2018, in Columbia, S.C.
Played a single overtime game:	Loss: 72-68 at Mississippi State, Feb. 24, 2018, in Starkville, Miss.
Played a double overtime game:	Win: 87-85 vs. WKU, Nov. 27, 2010, in Bowling Green, Ky. Loss: 98-88 vs. Louisville, Feb. 20, 1988, in Columbia, S.C.
South Carolina played a No. 1 Team in the country:	Win: 68-62 vs. No. 1/1 Kentucky, Jan. 26, 2010, in Columbia, S.C. Loss: 85-73 loss to No. 1/1 Tennessee, Feb. 13, 2019, in Knoxville, Tenn.
South Carolina played a top-5 opponent:	Win: 68-62 vs. No. 1/1 Kentucky, Jan. 26, 2010, in Columbia, S.C. Loss: 85-73 loss to No. 1/1 Tennessee, Feb. 13, 2019, in Knoxville, Tenn.
South Carolina played a top-10 opponent:	Win: 81-78 win vs. No. 10/12 Kentucky, Jan. 15, 2020, in Columbia, S.C. Loss: 85-73 loss to No. 1/1 Tennessee, Feb. 13, 2019, in Knoxville, Tenn.
South Carolina played a top-25 opponent:	Win: 70-59 win at No. 9/7 Virginia, Dec. 22, 2019, in Charlottesville, Va. Loss: 80-67 loss at No. 16/16 Auburn, Jan. 22, 2020, in Auburn, Ala.
South Carolina defeated a ranked opponent:	Home: 81-78 win vs. No. 10/12 Kentucky, Jan. 15, 2020, in Columbia, S.C. Away: 70-59 win at No. 9/7 Virginia, Dec. 22, 2019, in Charlottesville, Va. Neutral: 77-70 vs. No. 20/17 Florida, March 26, 2017, in New York City SEC Home: 81-78 win vs. No. 10/12 Kentucky, Jan. 15, 2020, in Columbia, S.C. SEC Away: 77-72 win at No. 20/22 Florida, Jan. 24, 2018, in Gainesville, Fla. Non-conference away: 70-59 win at No. 9/7 Virginia, Dec. 22, 2019, in Charlottesville, Va.
South Carolina defeated a top-10 opponent:	Home: 81-78 win vs. No. 10/12 Kentucky, Jan. 15, 2020, in Columbia, S.C. Away: 70-59 win at No. 9/7 Virginia, Dec. 22, 2019, in Charlottesville, Va. Neutral: 88-81 win vs. No. 7/7 Duke, March 19, 2017, in Greenville, S.C.
A South Carolina win opened the season:	Home: 77-55 win vs. North Alabama on Nov. 6, 2019, in Columbia, S.C. Away: 73-52 win at Wofford on Nov. 10, 2017, in Spartanburg, S.C. Neutral: 74-61 win vs. Chaminade, Nov. 19, 2001, in Maui, Hawaii (Maui Invite)
South Carolina opened SEC play:	Home: 81-68 loss vs. Florida, Jan. 7, 2020, in Columbia, S.C. Away: 56-55 loss at Tennessee, Jan. 11, 2020, in Knoxville, Tenn.



South Carolina Basketball

South Carolina Combined Team Statistics (as of Jan 25, 2020)

All games

RECORD:	OVERALL	HOME	AWAY	NEUTRAL
ALL GAMES	11-8	7-4	4-2	0-2
CONFERENCE	3-3	2-1	1-2	0-0
NON-CONFERENCE	8-5	5-3	3-0	0-2

#	Player	gp-gs	min	avg	Total		3-Point		F-Throw		Rebounds				pf	dq	a	to	blk	stl	pts	avg
					fg-fga	fg%	3fg-fga	3fg%	ft-fa	ft%	off	def	tot	avg								
00	LAWSON, AJ	19-19	526	27.7	84-206	.408	33-99	.333	59-78	.756	7	51	58	3.1	41	1	38	45	3	21	260	13.7
05	COUISNARD, Jermain	18-4	429	23.8	71-175	.406	21-63	.333	29-48	.604	14	38	52	2.9	43	1	47	39	3	12	192	10.7
52	BOLDEN, Jair	18-15	421	23.4	67-155	.432	29-68	.426	15-22	.682	5	49	54	3.0	33	1	26	15	3	18	178	9.9
21	KOTSAR, Maik	19-19	554	29.2	76-154	.494	0-0	.000	23-40	.575	42	76	118	6.2	59	2	38	27	16	27	175	9.2
24	BRYANT, Keyshawn	10-8	205	20.5	33-75	.440	1-12	.083	15-26	.577	13	15	28	2.8	29	0	14	27	6	7	82	8.2
10	MINAYA, Justin	19-19	582	30.6	54-133	.406	17-65	.262	29-43	.674	39	81	120	6.3	39	2	44	18	17	12	154	8.1
20	FRINK, Alanzo	18-4	252	14.0	39-67	.582	0-3	.000	23-37	.622	33	36	69	3.8	44	2	6	13	11	10	101	5.6
04	MCCREARY, Jalyn	16-0	171	10.7	24-40	.600	0-1	.000	12-27	.444	13	28	41	2.6	47	1	4	11	7	5	60	3.8
12	HANNIBAL, Trae	14-0	148	10.6	18-41	.439	0-5	.000	7-14	.500	8	20	28	2.0	22	0	16	16	1	18	43	3.1
01	MOSS, TJ	18-0	254	14.1	19-67	.284	7-31	.226	5-13	.385	2	20	22	1.2	24	1	32	22	1	6	50	2.8
15	LEVEQUE, Wildens	18-7	187	10.4	14-24	.583	0-0	.000	11-23	.478	20	27	47	2.6	34	0	3	10	12	6	39	2.2
23	GREEN, Mike	4-0	8	2.0	2-4	.500	1-2	.500	1-1	1.000	0	1	1	0.3	1	0	1	0	0	2	6	1.5
02	ANDERSON, Trey	5-0	14	2.8	0-5	.000	0-1	.000	2-2	1.000	0	0	0	0.0	2	0	0	0	0	1	2	0.4
14	NELSON, Nathan	7-0	20	2.9	1-4	.250	0-0	.000	0-0	.000	2	0	2	0.3	6	0	0	1	0	0	2	0.3
13	HENRY, Micaiah	6-0	29	4.8	0-2	.000	0-0	.000	1-5	.200	2	5	7	1.2	3	0	1	0	0	1	1	0.2
Team											36	31	67				13					
Total.....		19	3800		502-1152	.436	109-350	.311	232-379	.612	236	478	714	37.6	427	11	270	257	80	146	1345	70.8
Opponents.....		19	3800		389-1009	.386	124-416	.298	366-507	.722	187	467	654	34.4	369	13	218	286	68	109	1268	66.7

TEAM STATISTICS	SC	OPP
SCORING	1345	1268
Points per game	70.8	66.7
Scoring margin	+4.1	-
FIELD GOALS-ATT	502-1152	389-1009
Field goal pct	.436	.386
3 POINT FG-ATT	109-350	124-416
3-point FG pct	.311	.298
3-pt FG made per game	5.7	6.5
FREE THROWS-ATT	232-379	366-507
Free throw pct	.612	.722
F-Throws made per game	12.2	19.3
REBOUNDS	714	654
Rebounds per game	37.6	34.4
Rebounding margin	+3.2	-
ASSISTS	270	218
Assists per game	14.2	11.5
TURNOVERS	257	286
Turnovers per game	13.5	15.1
Turnover margin	+1.5	-
Assist/turnover ratio	1.1	0.8
STEALS	146	109
Steals per game	7.7	5.7
BLOCKS	80	68
Blocks per game	4.2	3.6
ATTENDANCE	125436	61832
Home games-Avg/Game	11-11403	6-9891
Neutral site-Avg/Game	-	2-1244

Date	Opponent		Score	Att.
11/6/19	NORTH ALABAMA	w	77-55	11927
11/10/19	WYOMING	w	66-32	10255
11/15/19	CLEVELAND STATE	w	90-63	10083
^ 11/19/19	BOSTON U	L	70-78	10113
^ 11/22/19	GARDNER-WEBB	w	74-69	10022
\$ 11/26/19	vs Wichita St.	L	47-70	1311
\$ 11/27/19	vs UNI	L	72-78	1176
12/1/19	GEORGE WASHINGTON	w	74-65	9843
12/04/19	at Massachusetts	w	84-80	3043
12/8/19	HOUSTON	L	56-76	11164
12/15/19	at Clemson	w	67-54	6394
12/22/19	at Virginia	w	70-59	14409
12/30/19	STETSON	L	56-63	10985
* 1/7/20	FLORIDA	L	68-81	10651
* 01/11/20	at Tennessee	L	55-56	19603
* 1/15/20	KENTUCKY	w	81-78	18000
* 01/18/20	at Texas A&M	w	81-67	7466
* 01/22/20	at Auburn	L	67-80	8430
* 1/25/20	VANDERBILT	w	90-64	12393

^ = Cancun Challenge (Columbia, S.C.)
 \$ = Cancun Challenge (Cancun, Mexico)
 * = Conference game

Score by Periods	1st	2nd	Totals
South Carolina	636	709	1345
Opponents	617	651	1268



South Carolina Basketball

South Carolina Combined Team Statistics (as of Jan 25, 2020)

Conference games only

RECORD:	OVERALL	HOME	AWAY	NEUTRAL
ALL GAMES	3-3	2-1	1-2	0-0
CONFERENCE	3-3	2-1	1-2	0-0
NON-CONFERENCE	0-0	0-0	0-0	0-0

#	Player	gp-gs	min	avg	Total		3-Point		F-Throw		Rebounds				pf	dq	a	to	blk	stl	pts	avg
					fg-fga	fg%	3fg-fga	3fg%	ft-fa	ft%	off	def	tot	avg								
05	COUISNARD, Jermain	5-4	144	28.8	31-69	.449	10-26	.385	9-19	.474	3	9	12	2.4	13	0	13	16	0	5	81	16.2
52	BOLDEN, Jair	5-2	120	24.0	20-53	.377	11-23	.478	5-6	.833	2	9	11	2.2	10	0	9	3	0	5	56	11.2
10	MINAYA, Justin	6-6	193	32.2	22-48	.458	9-27	.333	8-12	.667	13	35	48	8.0	18	1	15	6	8	7	61	10.2
00	LAWSON, AJ	6-6	173	28.8	18-57	.316	10-31	.323	13-19	.684	3	15	18	3.0	18	1	7	15	1	4	59	9.8
24	BRYANT, Keyshawn	5-5	108	21.6	18-42	.429	0-4	.000	8-16	.500	10	9	19	3.8	16	0	9	17	3	2	44	8.8
21	KOTSAR, Maik	6-6	164	27.3	21-46	.457	0-0	.000	7-9	.778	14	28	42	7.0	18	1	17	6	3	8	49	8.2
04	MCCREARY, Jalyn	6-0	71	11.8	11-13	.846	0-0	.000	9-11	.818	4	15	19	3.2	21	0	3	2	1	2	31	5.2
20	FRINK, Alanzo	5-0	47	9.4	6-15	.400	0-0	.000	9-10	.900	8	5	13	2.6	9	1	2	2	3	1	21	4.2
12	HANNIBAL, Trae	4-0	40	10.0	5-10	.500	0-0	.000	3-5	.600	4	7	11	2.8	6	0	6	4	0	5	13	3.3
01	MOSS, TJ	5-0	74	14.8	7-16	.438	1-4	.250	1-1	1.000	0	5	5	1.0	9	0	9	6	0	1	16	3.2
23	GREEN, Mike	1-0	2	2.0	1-1	1.000	1-1	1.000	0-0	.000	0	0	0	0.0	0	0	1	0	0	0	3	3.0
15	LEVEQUE, Wildens	6-1	52	8.7	3-5	.600	0-0	.000	2-9	.222	5	5	10	1.7	12	0	0	1	3	3	8	1.3
02	ANDERSON, Trey	2-0	4	2.0	0-0	.000	0-0	.000	0-0	.000	0	0	0	0.0	0	0	0	0	0	0	0	0.0
14	NELSON, Nathan	2-0	6	3.0	0-1	.000	0-0	.000	0-0	.000	0	0	0	0.0	1	0	0	0	0	0	0	0.0
13	HENRY, Micaiah	1-0	2	2.0	0-0	.000	0-0	.000	0-0	.000	0	1	1	1.0	0	0	0	0	0	0	0	0.0
Team											14	11	25				3					
Total.....		6	1200		163-376	.434	42-116	.362	74-117	.632	80	154	234	39.0	151	4	91	81	22	43	442	73.7
Opponents.....		6	1200		129-327	.394	35-133	.263	133-186	.715	64	156	220	36.7	120	4	68	80	27	32	426	71.0

TEAM STATISTICS	SC	OPP
SCORING	442	426
Points per game	73.7	71.0
Scoring margin	+2.7	-
FIELD GOALS-ATT	163-376	129-327
Field goal pct	.434	.394
3 POINT FG-ATT	42-116	35-133
3-point FG pct	.362	.263
3-pt FG made per game	7.0	5.8
FREE THROWS-ATT	74-117	133-186
Free throw pct	.632	.715
F-Throws made per game	12.3	22.2
REBOUNDS	234	220
Rebounds per game	39.0	36.7
Rebounding margin	+2.3	-
ASSISTS	91	68
Assists per game	15.2	11.3
TURNOVERS	81	80
Turnovers per game	13.5	13.3
Turnover margin	-0.2	-
Assist/turnover ratio	1.1	0.9
STEALS	43	32
Steals per game	7.2	5.3
BLOCKS	22	27
Blocks per game	3.7	4.5
ATTENDANCE	41044	35499
Home games-Avg/Game	3-13681	3-11833
Neutral site-Avg/Game	-	0-0

Date	Opponent		Score	Att.
* 1/7/20	FLORIDA	L	68-81	10651
* 01/11/20	at Tennessee	L	55-56	19603
* 1/15/20	KENTUCKY	W	81-78	18000
* 01/18/20	at Texas A&M	W	81-67	7466
* 01/22/20	at Auburn	L	67-80	8430
* 1/25/20	VANDERBILT	W	90-64	12393

^ = Cancun Challenge (Columbia, S.C.)

\$ = Cancun Challenge (Cancun, Mexico)

* = Conference game

Score by Periods	1st	2nd	Totals
South Carolina	202	240	442
Opponents	205	221	426



South Carolina Basketball

South Carolina Team Game-by-Game Comparison (as of Jan 28, 2020)

All games

Opponent	1st	2nd	Score	Mar	Total FG	FG Pct	3-Pointers	3FG Pct	Free Throws	FT Pct	Rebounds	Assist	T/Over	Block	Steal	Fouls
NORTH ALABAMA	37/27	40/28	77-55	+22	28-57/15-61	.491/.246	2-9/2-21	.222/.095	19-36/23-33	.528/.697	46/37 +9	13/7	20/18	5/6	8/7	27/30
WYOMING	35/16	31/16	66-32	+34	25-59/9-39	.424/.231	9-27/4-17	.333/.235	7-12/10-18	.583/.556	41/21 +20	14/5	11/15	5/2	9/2	20/12
CLEVELAND STATE	45/40	45/23	90-63	+27	31-82/20-51	.378/.392	8-25/2-11	.320/.182	20-31/21-27	.645/.778	47/41 +6	14/10	10/29	5/5	14/5	20/29
BOSTON U	38/35	32/43	70-78	(8)	27-67/27-64	.403/.422	4-22/9-25	.182/.360	12-21/15-22	.571/.682	43/38 +5	14/15	13/11	5/2	6/7	16/17
GARDNER-WEBB	32/29	42/40	74-69	+5	27-62/21-54	.435/.389	5-19/8-19	.263/.421	15-17/19-22	.882/.864	32/29 +3	17/11	7/8	9/2	6/4	17/21
Wichita St.	22/41	25/29	47-70	(23)	18-56/23-56	.321/.411	3-10/7-27	.300/.259	8-17/17-23	.471/.739	34/43 (9)	8/17	19/16	4/3	9/9	24/19
UNI	37/44	35/34	72-78	(6)	30-60/25-51	.500/.490	7-19/8-20	.368/.400	5-11/20-24	.455/.833	27/31 (4)	13/9	10/14	4/0	7/3	21/12
GEORGE WASHINGTON	35/23	39/42	74-65	+9	30-57/23-69	.526/.333	3-14/8-36	.214/.222	11-18/11-15	.611/.733	46/32 +14	16/10	12/4	6/3	1/7	14/15
Massachusetts	39/35	45/45	84-80	+4	33-60/23-49	.550/.469	2-10/10-23	.200/.435	16-26/24-34	.615/.706	31/29 +2	22/16	16/19	2/4	9/7	26/24
HOUSTON	27/39	29/37	56-76	(20)	20-62/26-52	.323/.500	6-25/9-17	.240/.529	10-16/15-22	.625/.682	29/41 (12)	14/16	9/17	4/6	4/2	20/15
Clemson	28/26	39/28	67-54	+13	23-51/14-50	.451/.280	8-18/9-32	.444/.281	13-19/17-23	.684/.739	41/32 +9	11/10	21/22	3/2	10/11	24/17
Virginia	33/24	37/35	70-59	+11	27-49/18-41	.551/.439	6-17/6-18	.353/.333	10-14/17-22	.714/.773	24/26 (2)	10/13	13/19	2/4	14/6	20/16
STETSON	26/33	30/30	56-63	(7)	20-54/16-45	.370/.356	4-19/7-17	.211/.412	12-24/24-36	.500/.667	39/34 +5	13/11	15/14	4/2	6/7	27/22
FLORIDA	37/40	31/41	68-81	(13)	23-60/28-60	.383/.467	4-15/6-16	.267/.375	18-24/19-25	.750/.760	30/42 (12)	11/13	14/11	3/3	5/7	21/19
Tennessee	26/25	29/31	55-56	(1)	20-61/14-54	.328/.259	2-13/6-31	.154/.194	13-22/22-28	.591/.786	47/42 +5	9/10	19/19	8/11	12/5	29/22
KENTUCKY	25/33	56/45	81-78	+3	29-73/24-55	.397/.436	7-19/5-15	.368/.333	16-30/25-36	.533/.694	43/41 +2	13/10	9/15	3/6	5/5	28/26
Texas A&M	39/33	42/34	81-67	+14	29-60/18-44	.483/.409	16-30/3-14	.533/.214	7-8/28-41	.875/.683	38/27 +11	22/9	16/13	3/3	8/6	27/14
Auburn	31/39	36/41	67-80	(13)	29-61/26-57	.475/.456	6-21/10-27	.286/.370	3-9/18-21	.333/.857	33/37 (4)	16/17	12/12	3/2	7/3	17/16
VANDERBILT	44/35	46/29	90-64	+26	33-61/19-57	.541/.333	7-18/5-30	.389/.167	17-24/21-35	.708/.600	43/31 +12	20/9	11/10	2/2	6/6	29/23

Note: Game totals are displayed in the format TEAM/OPPONENT for each category



South Carolina Basketball
South Carolina Category Leaders (as of Jan 28, 2020)
All games

Points	G	Pts	Pts/G
LAWSON, AJ	19	260	13.7
COUISNARD, Jermaine	18	192	10.7
BOLDEN, Jair	18	178	9.9
KOTSAR, Maik	19	175	9.2
MINAYA, Justin	19	154	8.1
FRINK, Alanzo	18	101	5.6
BRYANT, Keyshawn	10	82	8.2
MCCREARY, Jalyn	16	60	3.8
MOSS, TJ	18	50	2.8
HANNIBAL, Trae	14	43	3.1
LEVEQUE, Wildens	18	39	2.2
GREEN, Mike	4	6	1.5

FG Percentage	FG	Att	Pct
MCCREARY, Jalyn	24	40	.600
LEVEQUE, Wildens	14	24	.583
FRINK, Alanzo	39	67	.582
GREEN, Mike	2	4	.500
KOTSAR, Maik	76	154	.494
BRYANT, Keyshawn	33	75	.440
HANNIBAL, Trae	18	41	.439
BOLDEN, Jair	67	155	.432
LAWSON, AJ	84	206	.408
MINAYA, Justin	54	133	.406
COUISNARD, Jermaine	71	175	.406
MOSS, TJ	19	67	.284

3-Point Percentage	3FG	Att	Pct
GREEN, Mike	1	2	.500
BOLDEN, Jair	29	68	.426
LAWSON, AJ	33	99	.333
COUISNARD, Jermaine	21	63	.333
MINAYA, Justin	17	65	.262
MOSS, TJ	7	31	.226
BRYANT, Keyshawn	1	12	.083
HANNIBAL, Trae	0	5	.000
FRINK, Alanzo	0	3	.000
ANDERSON, Trey	0	1	.000
MCCREARY, Jalyn	0	1	.000

Free Throw Percent	FG	Att	Pct
ANDERSON, Trey	2	2	1.000
GREEN, Mike	1	1	1.000
LAWSON, AJ	59	78	.756
BOLDEN, Jair	15	22	.682
MINAYA, Justin	29	43	.674
FRINK, Alanzo	23	37	.622
COUISNARD, Jermaine	29	48	.604
BRYANT, Keyshawn	15	26	.577
KOTSAR, Maik	23	40	.575
HANNIBAL, Trae	7	14	.500
LEVEQUE, Wildens	11	23	.478
MCCREARY, Jalyn	12	27	.444

Scoring Average	G	Pts	Avg/G
LAWSON, AJ	19	260	13.7
COUISNARD, Jermaine	18	192	10.7
BOLDEN, Jair	18	178	9.9
KOTSAR, Maik	19	175	9.2
BRYANT, Keyshawn	10	82	8.2
MINAYA, Justin	19	154	8.1
FRINK, Alanzo	18	101	5.6
MCCREARY, Jalyn	16	60	3.8
HANNIBAL, Trae	14	43	3.1
MOSS, TJ	18	50	2.8
LEVEQUE, Wildens	18	39	2.2
GREEN, Mike	4	6	1.5

Field Goal Attempts	G	Att	Att/G
LAWSON, AJ	19	206	10.8
COUISNARD, Jermaine	18	175	9.7
BOLDEN, Jair	18	155	8.6
KOTSAR, Maik	19	154	8.1
MINAYA, Justin	19	133	7.0

Field Goals Made	G	Made	Made/G
LAWSON, AJ	19	84	4.4
KOTSAR, Maik	19	76	4.0
COUISNARD, Jermaine	18	71	3.9
BOLDEN, Jair	18	67	3.7
MINAYA, Justin	19	54	2.8

3-Point FG Attempts	G	Att	Att/G
LAWSON, AJ	19	99	5.2
BOLDEN, Jair	18	68	3.8
MINAYA, Justin	19	65	3.4
COUISNARD, Jermaine	18	63	3.5
MOSS, TJ	18	31	1.7

3-Point FG Made	G	Made	Made/G
LAWSON, AJ	19	33	1.7
BOLDEN, Jair	18	29	1.6
COUISNARD, Jermaine	18	21	1.2
MINAYA, Justin	19	17	0.9
MOSS, TJ	18	7	0.4

Free Throw Attempts	G	Att	Att/G
LAWSON, AJ	19	78	4.1
COUISNARD, Jermaine	18	48	2.7
MINAYA, Justin	19	43	2.3
KOTSAR, Maik	19	40	2.1
FRINK, Alanzo	18	37	2.1

Free Throws Made	G	Made	Made/G
LAWSON, AJ	19	59	3.1
MINAYA, Justin	19	29	1.5
COUISNARD, Jermaine	18	29	1.6
KOTSAR, Maik	19	23	1.2
FRINK, Alanzo	18	23	1.3



South Carolina Basketball
South Carolina Category Leaders (as of Jan 28, 2020)
All games

Rebounds	G	Reb	Reb/G
MINAYA, Justin	19	120	6.3
KOTSAR, Maik	19	118	6.2
FRINK, Alanzo	18	69	3.8
LAWSON, AJ	19	58	3.1
BOLDEN, Jair	18	54	3.0

Rebound Average	G	Reb	Avg/G
MINAYA, Justin	19	120	6.3
KOTSAR, Maik	19	118	6.2
FRINK, Alanzo	18	69	3.8
LAWSON, AJ	19	58	3.1
BOLDEN, Jair	18	54	3.0

Offensive Rebounds	G	No.	Avg/G
KOTSAR, Maik	19	42	2.2
MINAYA, Justin	19	39	2.1
FRINK, Alanzo	18	33	1.8
LEVEQUE, Wildens	18	20	1.1
COUISNARD, Jermaine	18	14	0.8

Defensive Rebounds	G	No.	Avg/G
MINAYA, Justin	19	81	4.3
KOTSAR, Maik	19	76	4.0
LAWSON, AJ	19	51	2.7
BOLDEN, Jair	18	49	2.7
COUISNARD, Jermaine	18	38	2.1

Fouls	G	No.	Per/G
KOTSAR, Maik	19	59	3.1
MCCREARY, Jalyn	16	47	2.9
FRINK, Alanzo	18	44	2.4
COUISNARD, Jermaine	18	43	2.4
LAWSON, AJ	19	41	2.2

Foulsouts	G	No.
MINAYA, Justin	19	2
KOTSAR, Maik	19	2
FRINK, Alanzo	18	2
MOSS, TJ	18	1
COUISNARD, Jermaine	18	1
LAWSON, AJ	19	1
MCCREARY, Jalyn	16	1
BOLDEN, Jair	18	1

Assists	G	No.	Ast/G
COUISNARD, Jermaine	18	47	2.6
MINAYA, Justin	19	44	2.3
LAWSON, AJ	19	38	2.0
KOTSAR, Maik	19	38	2.0
MOSS, TJ	18	32	1.8

Steals	G	No.	Stl/G
KOTSAR, Maik	19	27	1.4
LAWSON, AJ	19	21	1.1
BOLDEN, Jair	18	18	1.0
HANNIBAL, Trae	14	18	1.3
COUISNARD, Jermaine	18	12	0.7
MINAYA, Justin	19	12	0.6

Blocked Shots	G	No.	Blk/G
MINAYA, Justin	19	17	0.9
KOTSAR, Maik	19	16	0.8
LEVEQUE, Wildens	18	12	0.7
FRINK, Alanzo	18	11	0.6
MCCREARY, Jalyn	16	7	0.4

Minutes	G	No.	Min/G
MINAYA, Justin	19	582	30.6
KOTSAR, Maik	19	554	29.2
LAWSON, AJ	19	526	27.7
COUISNARD, Jermaine	18	429	23.8
BOLDEN, Jair	18	421	23.4

Turnovers	G	No.	TO/G
LAWSON, AJ	19	45	2.4
COUISNARD, Jermaine	18	39	2.2
BRYANT, Keyshawn	10	27	2.7
KOTSAR, Maik	19	27	1.4
MOSS, TJ	18	22	1.2



South Carolina Basketball
South Carolina Team High/Low Analysis (as of Jan 28, 2020)
All games

South Carolina - TEAM GAME HIGHS

POINTS	90	VANDERBILT (1/25/20)
	90	CLEVELAND STATE (11/15/19)
	84	at Massachusetts (12/04/19)
	81	at Texas A&M (01/18/20)
	81	KENTUCKY (1/15/20)
FIELD GOALS MADE	33	VANDERBILT (1/25/20)
	33	at Massachusetts (12/04/19)
FIELD GOAL ATTEMPTS	82	CLEVELAND STATE (11/15/19)
	73	KENTUCKY (1/15/20)
FIELD GOAL PERCENTAGE	.551 (27-49)	at Virginia (12/22/19)
	.550 (33-60)	at Massachusetts (12/04/19)
3 PT FIELD GOALS MADE	16	at Texas A&M (01/18/20)
	9	WYOMING (11/10/19)
3 PT FG ATTEMPTS	30	at Texas A&M (01/18/20)
	27	WYOMING (11/10/19)
3 PT FG PERCENTAGE	.533 (16-30)	at Texas A&M (01/18/20)
	.444 (8-18)	at Clemson (12/15/19)
FREE THROWS MADE	20	CLEVELAND STATE (11/15/19)
	19	NORTH ALABAMA (11/6/19)
FREE THROW ATTEMPTS	36	NORTH ALABAMA (11/6/19)
	31	CLEVELAND STATE (11/15/19)
FREE THROW PERCENTAGE	.882 (15-17)	GARDNER-WEBB (11/22/19)
	.875 (7-8)	at Texas A&M (01/18/20)
REBOUNDS	47	at Tennessee (01/11/20)
	47	CLEVELAND STATE (11/15/19)
ASSISTS	22	at Texas A&M (01/18/20)
	22	at Massachusetts (12/04/19)
STEALS	14	at Virginia (12/22/19)
	14	CLEVELAND STATE (11/15/19)
BLOCKED SHOTS	9	GARDNER-WEBB (11/22/19)
	8	at Tennessee (01/11/20)
TURNOVERS	21	at Clemson (12/15/19)
	20	NORTH ALABAMA (11/6/19)
FOULS	29	VANDERBILT (1/25/20)
	29	at Tennessee (01/11/20)



South Carolina Basketball
South Carolina High/Low Analysis (as of Jan 28, 2020)
All games

Opponent - GAME HIGHS

POINTS	81	FLORIDA (1/7/20)
	80	at Auburn (01/22/20)
	80	at Massachusetts (12/04/19)
	78	KENTUCKY (1/15/20)
	78	vs UNI (11/27/19)
	78	BOSTON U (11/19/19)
FIELD GOALS MADE	28	FLORIDA (1/7/20)
	27	BOSTON U (11/19/19)
FIELD GOAL ATTEMPTS	69	GEORGE WASHINGTON (12/1/19)
	64	BOSTON U (11/19/19)
FIELD GOAL PERCENTAGE	.500 (26-52)	HOUSTON (12/8/19)
	.490 (25-51)	vs UNI (11/27/19)
3 PT FIELD GOALS MADE	10	at Auburn (01/22/20)
	10	at Massachusetts (12/04/19)
3 PT FG ATTEMPTS	36	GEORGE WASHINGTON (12/1/19)
	32	at Clemson (12/15/19)
3 PT FG PERCENTAGE	.529 (9-17)	HOUSTON (12/8/19)
	.435 (10-23)	at Massachusetts (12/04/19)
FREE THROWS MADE	28	at Texas A&M (01/18/20)
	25	KENTUCKY (1/15/20)
FREE THROW ATTEMPTS	41	at Texas A&M (01/18/20)
	36	KENTUCKY (1/15/20)
	36	STETSON (12/30/19)
FREE THROW PERCENTAGE	.864 (19-22)	GARDNER-WEBB (11/22/19)
	.857 (18-21)	at Auburn (01/22/20)
REBOUNDS	43	vs Wichita St. (11/26/19)
	42	at Tennessee (01/11/20)
	42	FLORIDA (1/7/20)
ASSISTS	17	at Auburn (01/22/20)
	17	vs Wichita St. (11/26/19)
STEALS	11	at Clemson (12/15/19)
	9	vs Wichita St. (11/26/19)
BLOCKED SHOTS	11	at Tennessee (01/11/20)
	6	KENTUCKY (1/15/20)
	6	HOUSTON (12/8/19)
	6	NORTH ALABAMA (11/6/19)
TURNOVERS	29	CLEVELAND STATE (11/15/19)
	22	at Clemson (12/15/19)
FOULS	30	NORTH ALABAMA (11/6/19)
	29	CLEVELAND STATE (11/15/19)



South Carolina Basketball
South Carolina High/Low Analysis (as of Jan 28, 2020)
All games

South Carolina - GAME LOWS

POINTS	47	vs Wichita St. (11/26/19)
	55	at Tennessee (01/11/20)
	56	HOUSTON (12/8/19)
	56	STETSON (12/30/19)
	66	WYOMING (11/10/19)
FIELD GOALS MADE	18	vs Wichita St. (11/26/19)
	20	HOUSTON (12/8/19)
	20	STETSON (12/30/19)
	20	at Tennessee (01/11/20)
FIELD GOAL ATTEMPTS	49	at Virginia (12/22/19)
	51	at Clemson (12/15/19)
FIELD GOAL PERCENTAGE	.321 (18-56)	vs Wichita St. (11/26/19)
	.323 (20-62)	HOUSTON (12/8/19)
3 PT FIELD GOALS MADE	2	NORTH ALABAMA (11/6/19)
	2	at Massachusetts (12/04/19)
	2	at Tennessee (01/11/20)
3 PT FG ATTEMPTS	9	NORTH ALABAMA (11/6/19)
	10	vs Wichita St. (11/26/19)
	10	at Massachusetts (12/04/19)
3 PT FG PERCENTAGE	.154 (2-13)	at Tennessee (01/11/20)
	.182 (4-22)	BOSTON U (11/19/19)
FREE THROWS MADE	3	at Auburn (01/22/20)
	5	vs UNI (11/27/19)
FREE THROW ATTEMPTS	8	at Texas A&M (01/18/20)
	9	at Auburn (01/22/20)
FREE THROW PERCENTAGE	.333 (3-9)	at Auburn (01/22/20)
	.455 (5-11)	vs UNI (11/27/19)
REBOUNDS	24	at Virginia (12/22/19)
	27	vs UNI (11/27/19)
ASSISTS	8	vs Wichita St. (11/26/19)
	9	at Tennessee (01/11/20)
STEALS	1	GEORGE WASHINGTON (12/1/19)
	4	HOUSTON (12/8/19)
BLOCKED SHOTS	2	at Massachusetts (12/04/19)
	2	at Virginia (12/22/19)
	2	VANDERBILT (1/25/20)
TURNOVERS	7	GARDNER-WEBB (11/22/19)
	9	HOUSTON (12/8/19)
	9	KENTUCKY (1/15/20)
FOULS	14	GEORGE WASHINGTON (12/1/19)
	16	BOSTON U (11/19/19)



South Carolina Basketball
South Carolina High/Low Analysis (as of Jan 28, 2020)
All games

Opponent - GAME LOWS

POINTS	32	WYOMING (11/10/19)
	54	at Clemson (12/15/19)
	55	NORTH ALABAMA (11/6/19)
	56	at Tennessee (01/11/20)
	59	at Virginia (12/22/19)
FIELD GOALS MADE	9	WYOMING (11/10/19)
	14	at Clemson (12/15/19)
	14	at Tennessee (01/11/20)
FIELD GOAL ATTEMPTS	39	WYOMING (11/10/19)
	41	at Virginia (12/22/19)
FIELD GOAL PERCENTAGE	.231 (9-39)	WYOMING (11/10/19)
	.246 (15-61)	NORTH ALABAMA (11/6/19)
3 PT FIELD GOALS MADE	2	NORTH ALABAMA (11/6/19)
	2	CLEVELAND STATE (11/15/19)
3 PT FG ATTEMPTS	11	CLEVELAND STATE (11/15/19)
	14	at Texas A&M (01/18/20)
3 PT FG PERCENTAGE	.095 (2-21)	NORTH ALABAMA (11/6/19)
	.167 (5-30)	VANDERBILT (1/25/20)
FREE THROWS MADE	10	WYOMING (11/10/19)
	11	GEORGE WASHINGTON (12/1/19)
FREE THROW ATTEMPTS	15	GEORGE WASHINGTON (12/1/19)
	18	WYOMING (11/10/19)
FREE THROW PERCENTAGE	.556 (10-18)	WYOMING (11/10/19)
	.600 (21-35)	VANDERBILT (1/25/20)
REBOUNDS	21	WYOMING (11/10/19)
	26	at Virginia (12/22/19)
ASSISTS	5	WYOMING (11/10/19)
	7	NORTH ALABAMA (11/6/19)
STEALS	2	WYOMING (11/10/19)
	2	HOUSTON (12/8/19)
BLOCKED SHOTS	0	vs UNI (11/27/19)
	2	WYOMING (11/10/19)
	2	BOSTON U (11/19/19)
	2	GARDNER-WEBB (11/22/19)
	2	at Clemson (12/15/19)
	2	STETSON (12/30/19)
	2	at Auburn (01/22/20)
	2	VANDERBILT (1/25/20)
TURNOVERS	4	GEORGE WASHINGTON (12/1/19)
	8	GARDNER-WEBB (11/22/19)
FOULS	12	WYOMING (11/10/19)
	12	vs UNI (11/27/19)



South Carolina Basketball
South Carolina Player High/Low Analysis (as of Jan 28, 2020)
All games

South Carolina - I N D I V I D U A L G A M E H I G H S

Points	28	LAWSON, AJ vs Cleveland State (11/15/19)
	26	COUISNARD, Jermaine vs Kentucky (1/15/20)
	24	LAWSON, AJ at Massachusetts (12/04/19)
	22	BOLDEN, Jair at Virginia (12/22/19)
	22	LAWSON, AJ vs Boston U (11/19/19)
Field Goals Made	9	COUISNARD, Jermaine vs Kentucky (1/15/20)
	8	BOLDEN, Jair at Virginia (12/22/19)
	8	LAWSON, AJ at Clemson (12/15/19)
	8	LAWSON, AJ at Massachusetts (12/04/19)
	8	KOTSAR, Maik vs George Washington (12/1/19)
	8	LAWSON, AJ vs UNI (11/27/19)
	8	LAWSON, AJ vs Boston U (11/19/19)
Field Goal Att.	22	COUISNARD, Jermaine vs Kentucky (1/15/20)
	18	LAWSON, AJ vs Boston U (11/19/19)
FG Pct (min 5 made)	.889 (8-9)	KOTSAR, Maik vs George Washington (12/1/19)
	.833 (5-6)	FRINK, Alanzo vs UNI (11/27/19)
3-Point FG Made	5	BOLDEN, Jair at Texas A&M (01/18/20)
	4	LAWSON, AJ at Texas A&M (01/18/20)
	4	MINAYA, Justin at Texas A&M (01/18/20)
	4	COUISNARD, Jermaine vs Kentucky (1/15/20)
	4	BOLDEN, Jair at Virginia (12/22/19)
	4	LAWSON, AJ at Clemson (12/15/19)
3-Point FG Att.	8	COUISNARD, Jermaine at Texas A&M (01/18/20)
	8	MINAYA, Justin at Texas A&M (01/18/20)
	8	LAWSON, AJ vs Florida (1/7/20)
	8	LAWSON, AJ vs Boston U (11/19/19)
3-Pt FG Pct (min 2 made)	.800 (4-5)	COUISNARD, Jermaine vs Kentucky (1/15/20)
	.750 (3-4)	BOLDEN, Jair vs UNI (11/27/19)
	.750 (3-4)	BOLDEN, Jair vs Wyoming (11/10/19)
Free Throws Made	12	LAWSON, AJ vs Cleveland State (11/15/19)
	6	LAWSON, AJ at Massachusetts (12/04/19)
	6	MINAYA, Justin vs Boston U (11/19/19)
	6	LAWSON, AJ vs North Alabama (11/6/19)
Free Throw Att.	13	LAWSON, AJ vs Cleveland State (11/15/19)
	9	KOTSAR, Maik at Clemson (12/15/19)
FT Pct (min 3 made)	1.000 (5-5)	FRINK, Alanzo vs Vanderbilt (1/25/20)
	1.000 (4-4)	MCCREARY, Jalyn at Texas A&M (01/18/20)
	1.000 (4-4)	LAWSON, AJ at Tennessee (01/11/20)
	1.000 (4-4)	KOTSAR, Maik vs Florida (1/7/20)
	1.000 (4-4)	LAWSON, AJ vs Houston (12/8/19)
	1.000 (4-4)	LAWSON, AJ vs Gardner-Webb (11/22/19)
	1.000 (4-4)	COUISNARD, Jermaine vs Gardner-Webb (11/22/19)
	1.000 (3-3)	COUISNARD, Jermaine vs Vanderbilt (1/25/20)
	1.000 (3-3)	LAWSON, AJ vs George Washington (12/1/19)
Rebounds	12	MINAYA, Justin vs Vanderbilt (1/25/20)
	12	KOTSAR, Maik vs Cleveland State (11/15/19)
Assists	7	KOTSAR, Maik at Texas A&M (01/18/20)
	6	BOLDEN, Jair at Texas A&M (01/18/20)
	6	COUISNARD, Jermaine at Massachusetts (12/04/19)
	6	COUISNARD, Jermaine vs Gardner-Webb (11/22/19)
Steals	3	HANNIBAL, Trae vs Vanderbilt (1/25/20)
	3	LEVEQUE, Wildens at Auburn (01/22/20)
	3	KOTSAR, Maik at Texas A&M (01/18/20)

	3	COUISNARD, Jermaine at Tennessee (01/11/20)
	3	KOTSAR, Maik vs Stetson (12/30/19)
	3	HANNIBAL, Trae at Virginia (12/22/19)
	3	KOTSAR, Maik at Virginia (12/22/19)
	3	LAWSON, AJ at Clemson (12/15/19)
	3	BRYANT, Keyshawn at Clemson (12/15/19)
	3	COUISNARD, Jermaine vs Houston (12/8/19)
	3	KOTSAR, Maik at Massachusetts (12/04/19)
	3	HANNIBAL, Trae vs UNI (11/27/19)
	3	KOTSAR, Maik vs Wichita St. (11/26/19)
	3	BOLDEN, Jair vs Cleveland State (11/15/19)
	3	LAWSON, AJ vs Wyoming (11/10/19)
Blocked Shots	4	MINAYA, Justin vs Gardner-Webb (11/22/19)
	3	MINAYA, Justin at Tennessee (01/11/20)
	3	FRINK, Alanzo vs Houston (12/8/19)
	3	LEVEQUE, Wildens vs Gardner-Webb (11/22/19)
	3	MCCREARY, Jalyn vs Cleveland State (11/15/19)
Turnovers	8	COUISNARD, Jermaine at Texas A&M (01/18/20)
	6	COUISNARD, Jermaine vs Wichita St. (11/26/19)
Fouls	5	LAWSON, AJ at Texas A&M (01/18/20)
	5	FRINK, Alanzo at Texas A&M (01/18/20)
	5	MINAYA, Justin vs Kentucky (1/15/20)
	5	KOTSAR, Maik vs Kentucky (1/15/20)
	5	KOTSAR, Maik vs Stetson (12/30/19)
	5	MOSS, TJ vs Stetson (12/30/19)
	5	COUISNARD, Jermaine vs Stetson (12/30/19)
	5	MINAYA, Justin at Clemson (12/15/19)
	5	BOLDEN, Jair vs UNI (11/27/19)
	5	MCCREARY, Jalyn vs North Alabama (11/6/19)
	5	FRINK, Alanzo vs North Alabama (11/6/19)
Minutes	40	MINAYA, Justin at Texas A&M (01/18/20)
	38	KOTSAR, Maik vs George Washington (12/1/19)
	38	LAWSON, AJ vs Boston U (11/19/19)
	37	LAWSON, AJ at Auburn (01/22/20)
	37	COUISNARD, Jermaine at Texas A&M (01/18/20)
	37	KOTSAR, Maik at Texas A&M (01/18/20)
	37	MINAYA, Justin vs Stetson (12/30/19)
	37	BOLDEN, Jair at Virginia (12/22/19)



South Carolina Basketball
South Carolina Opponent High/Low Analysis (as of Jan 28, 2020)
All games

OPPONENT INDIVIDUAL GAME HIGHS

Points	26	Devan Cambridge at Auburn (01/22/20)
	26	AJ Green vs UNI (11/27/19)
	24	GRIMES, Quentin vs Houston (12/8/19)
	22	Potter,Armel vs George Washington (12/1/19)
	21	Nembhard,Andrew vs Florida (1/7/20)
	21	Mamadi Diakite at Virginia (12/22/19)
	21	Aamir Simms at Clemson (12/15/19)
Field Goals Made	10	Devan Cambridge at Auburn (01/22/20)
	9	GRIMES, Quentin vs Houston (12/8/19)
	9	Potter,Armel vs George Washington (12/1/19)
Field Goal Att.	22	Potter,Armel vs George Washington (12/1/19)
	18	Battle,Jamison vs George Washington (12/1/19)
FG Pct (min 5 made)	.833 (5-6)	Richards, Nick vs Kentucky (1/15/20)
	.714 (10-14)	Devan Cambridge at Auburn (01/22/20)
	.714 (5-7)	Maxey, Tyrese vs Kentucky (1/15/20)
	.714 (5-7)	John Fulkerson at Tennessee (01/11/20)
	.714 (5-7)	Aamir Simms at Clemson (12/15/19)
3-Point FG Made	6	Devan Cambridge at Auburn (01/22/20)
	6	Battle,Jamison vs George Washington (12/1/19)
3-Point FG Att.	16	Battle,Jamison vs George Washington (12/1/19)
	14	Al-Amir Dawes at Clemson (12/15/19)
3-Pt FG Pct (min 2 made)	1.000 (3-3)	Aamir Simms at Clemson (12/15/19)
	1.000 (2-2)	RICE, Isaiah vs Vanderbilt (1/25/20)
	1.000 (2-2)	Maxey, Tyrese vs Kentucky (1/15/20)
	1.000 (2-2)	Josiah-Jordan James at Tennessee (01/11/20)
	1.000 (2-2)	TERRY, Lance vs Gardner-Webb (11/22/19)
Free Throws Made	10	JONES, Christiaan vs Stetson (12/30/19)
	10	AJ Green vs UNI (11/27/19)
Free Throw Att.	15	LEE, Saben vs Vanderbilt (1/25/20)
	13	JONES, Christiaan vs Stetson (12/30/19)
FT Pct (min 3 made)	1.000 (10-10)	AJ Green vs UNI (11/27/19)
	1.000 (7-7)	Sean East II at Massachusetts (12/04/19)
	1.000 (6-6)	Lewis,Scottie vs Florida (1/7/20)
	1.000 (6-6)	GORHAM, Justin vs Houston (12/8/19)
	1.000 (6-6)	PEREZ, Jose vs Gardner-Webb (11/22/19)
	1.000 (6-6)	JAMISON JR, Eric vs Gardner-Webb (11/22/19)
	1.000 (5-5)	John Fulkerson at Tennessee (01/11/20)
	1.000 (5-5)	Erik Stevenson vs Wichita St. (11/26/19)
	1.000 (4-4)	Samir Doughty at Auburn (01/22/20)
	1.000 (4-4)	Austin Wiley at Auburn (01/22/20)
	1.000 (4-4)	Danjel Purifoy at Auburn (01/22/20)
	1.000 (4-4)	Kihei Clark at Virginia (12/22/19)
	1.000 (4-4)	CORNWALL, Jaheam vs Gardner-Webb (11/22/19)
	1.000 (4-4)	Harper, Jonas vs Boston U (11/19/19)
	1.000 (3-3)	Justin Dahl vs UNI (11/27/19)
Rebounds	11	HINTON, Nate vs Houston (12/8/19)
	10	John Fulkerson at Tennessee (01/11/20)
	10	GRESHAM, Brison vs Houston (12/8/19)
Assists	10	Nembhard,Andrew vs Florida (1/7/20)
	7	Isaac Okoro at Auburn (01/22/20)
	7	Hagans, Ashton vs Kentucky (1/15/20)
	7	Kihei Clark at Virginia (12/22/19)
Steals	4	John Newman III at Clemson (12/15/19)

	4	T.J. Weeks at Massachusetts (12/04/19)
	4	Nelson Jr., Jameer vs George Washington (12/1/19)
Blocked Shots	5	Yves Pons at Tennessee (01/11/20)
	4	Richards, Nick vs Kentucky (1/15/20)
Turnovers	7	Santiago Vescovi at Tennessee (01/11/20)
	7	Kihei Clark at Virginia (12/22/19)
	7	GRIMES, Quentin vs Houston (12/8/19)
Fouls	5	PIPPEN JR., Scotty vs Vanderbilt (1/25/20)
	5	Montgomery, EJ vs Kentucky (1/15/20)
	5	Hagans, Ashton vs Kentucky (1/15/20)
	5	Josiah-Jordan James at Tennessee (01/11/20)
	5	KABIMBA, Joel vs Stetson (12/30/19)
	5	DIAWARA, Mohamadou vs Stetson (12/30/19)
	5	Aamir Simms at Clemson (12/15/19)
	5	Keon Clergeot at Massachusetts (12/04/19)
	5	DUFEAL, Ludovic vs Gardner-Webb (11/22/19)
	5	GOMILLION, Tre vs Cleveland State (11/15/19)
	5	WILLIAMS, Daylen vs Cleveland State (11/15/19)
	5	ANDERSON, James vs North Alabama (11/6/19)
	5	JAMES, Mervin vs North Alabama (11/6/19)