



GAME NOTES

2020 SCHEDULE/RESULTS

OVERALL: 0-0 | SEC: 0-0

H: 0-0 | A: 0-0 | N: 0-0 | L10: 0-0

DATE	OPPONENT	LOC.	TIME/RESULT
F7	UTEP!	LAS CRUCES, N.M.	9:30 AM
F7	BRADLEY!	LAS CRUCES, N.M.	2:00 PM
F8	BRADLEY!	LAS CRUCES, N.M.	11:00 AM
F8	NEW MEXICO STATE!	LAS CRUCES, N.M.	4:30 PM
F9	NEBRASKA!	LAS CRUCES, N.M.	9:00 AM
F14	MEMPHIS#	FORT MYERS, FLA.	2:30 PM
F14	FGCU#	FORT MYERS, FLA.	7:00 PM
F15	FURMAN#	FORT MYERS, FLA.	10:00 AM
F15	UIC#	FORT MYERS, FLA.	2:30 PM
F16	FGCU#	FORT MYERS, FLA.	12:30 PM
F20	BOSTON^	FAYETTEVILLE, ARK	4:30 PM
F21	SOUTH DAKOTA STATE^	FAYETTEVILLE, ARK	2:30 PM
F21	MARIST^	FAYETTEVILLE, ARK	4:45 PM
F22	BOSTON^	FAYETTEVILLE, ARK	12:15 PM
F22	MONTANA^	FAYETTEVILLE, ARK	2:30 PM
F23	MARIST^	FAYETTEVILLE, ARK	11:45 AM
F27	BAYLOR %	FAYETTEVILLE, ARK	4:30 PM
F28	VILLANOVA %	FAYETTEVILLE, ARK	4:45 PM
F28	KENT STATE %	FAYETTEVILLE, ARK	7:00 PM
F29	FLORIDA STATE %	FAYETTEVILLE, ARK	4:45 PM
F29	VILLANOVA %	FAYETTEVILLE, ARK	7:00 PM
M1	KENT STATE %	FAYETTEVILLE, ARK	12:15 PM
M6	ALABAMA*	TUSCALOOSA, ALA.	6:00 PM
M7	ALABAMA*	TUSCALOOSA, ALA.	2:00 PM
M8	ALABAMA*	TUSCALOOSA, ALA.	1:30 PM
M10	KANSAS (DH)	FAYETTEVILLE, ARK	3:00 PM
M13	GEORGIA*	FAYETTEVILLE, ARK	6:00 PM
M14	GEORGIA*	FAYETTEVILLE, ARK	4:00 PM
M15	GEORGIA*	FAYETTEVILLE, ARK	4:00 PM
M17	MISSOURI STATE	FAYETTEVILLE, ARK	5:00 PM
M20	MISSOURI*	COLUMBIA, MO.	6:00 PM
M21	MISSOURI*	COLUMBIA, MO.	4:00 PM
M22	MISSOURI*	COLUMBIA, MO.	2:00 PM
M25	WICHITA STATE	FAYETTEVILLE, ARK.	6:00 PM
M27	NORTH TEXAS	FAYETTEVILLE, ARK	TBA
M28	NORTH TEXAS (DH)	FAYETTEVILLE, ARK	TBA
M31	KANSAS CITY	FAYETTEVILLE, ARK	5:00 PM
A1	TULSA	FAYETTEVILLE, ARK	5:00 PM
A3	TEXAS A&M*	FAYETTEVILLE, ARK	6:00 PM
A4	TEXAS A&M*	FAYETTEVILLE, ARK	2:00 PM
A5	TEXAS A&M*	FAYETTEVILLE, ARK	4:00 PM
A9	MISSISSIPPI STATE*	STARKVILLE, MISS.	6:00 PM
A10	MISSISSIPPI STATE*	STARKVILLE, MISS.	2:00 PM
A11	MISSISSIPPI STATE*	STARKVILLE, MISS.	2:00 PM
A18	FLORIDA*	FAYETTEVILLE, ARK	5:00 PM
A19	FLORIDA*	FAYETTEVILLE, ARK	4:00 PM
A20	FLORIDA*	FAYETTEVILLE, ARK	6:00 PM
A24	KENTUCKY*	LEXINGTON, KY.	5:00 PM
A25	KENTUCKY*	LEXINGTON, KY.	11:00 AM
A26	KENTUCKY*	LEXINGTON, KY.	NOON
M1	TENNESSEE*	FAYETTEVILLE, ARK	6:00 PM
M2	TENNESSEE*	FAYETTEVILLE, ARK	5:00 PM
M3	TENNESSEE*	FAYETTEVILLE, ARK	12:30 PM
M6	SEC TOURNAMENT \$	TUSCALOOSA, ALA.	TBA
M28	WCWS	OKLAHOMA CITY, OKLA.	TBA

! NMSU Tournament | # FGCU Tournament | ^Razorback Invitational
% Wooo Pig Classic | * SEC games | \$ SEC Tournament | @ NCAA
Tournament

Home games played at Bogle Park | Times central/subject to change

GAME 1



vs UTEP in Las Cruces, New Mexico

FEBRUARY 7, 2020 AT 9:30 AM (CT)

LIVE SCORING: STATBROADCAST
WATCH: FLOSOFTBALL

GAME 2



vs Bradley in Las Cruces, New Mexico

FEBRUARY 7, 2020 AT 2:00 (CT)

LIVE SCORING: STATBROADCAST
WATCH: FLOSOFTBALL

THE SERIES

>> Arkansas is 1-0 all-time against UTEP, facing the Miners over 15 years ago in Las Vegas, Nevada. The Razorbacks defeated UTEP, 5-0 on Feb. 21, 2004.
>> It's been five years since Arkansas and Bradley competed against each other on the diamond, but the Razorbacks hold a 3-0 advantage in the all-time series. Arkansas last faced Bradley in March of 2014, coming out victorious 4-2 and 9-1 (6) on back-to-back days of the Razorback Invitational. The Hogs have never faced Bradley on the road or at a neutral site.
>> This will be the first time Arkansas faces both teams during the Deifel Era.
>> Friday marks the 24th season of Razorback softball. Overall, the program is 11-12 in season opening games. Arkansas has never hosted a season-opener and since her arrival in Fayetteville, Deifel is 3-1 in season openers, dropping the 2016 season-opener to Texas (4-1). This is the first time the Hogs have opened the season in the state of New Mexico.

RAZORBACK NOTABLES

Razorbacks Garner Individual Preseason Honors

Softball America listed senior Autumn Storms as one of the top 10 players in the SEC in their "2020 SEC Player Power Rankings." The Second Team All-American came in at No. 31 in SA's College Top 100 after earning a 1.63 ERA and 172 strikeouts last year. She also found herself on Softball America's Third-Team Preseason All-American list. Including Storms, the Razorbacks have four players ranked in SA's College Top 100, which is the second most for the SEC behind Alabama. Pitcher Mary Haff (No. 45), power hitter Danielle Gibson (No. 61) and the 2019 SEC hits leader Hannah McEwen (No. 69) all made the top 70. In addition to her spot on the Preseason All-SEC team and SA's College Top 100, McEwen also found herself selected Second-Team Preseason All-American by DI Softball.com.

Storms And McEwen Named To Preseason All-SEC Team

Returning All-SEC selections, senior Autumn Storms and junior Hannah McEwen have been named to the 13th annual Southeastern Conference Preseason All-SEC Team as announced by the league office on Wednesday morning. Arkansas was one of four SEC teams to have multiple players honored, joined by Alabama (3), LSU (2) and Tennessee (2). In a class-by-class breakdown, the 2020 team consists of six seniors, six juniors and two sophomores. The Preseason All-SEC Softball Team is voted on by the league's head coaches and consists of a minimum of 14 players. Each SEC head coach voted for five infielders, four outfielders, three pitchers, one catcher and one designated player/utility. No ties were broken.

Arkansas Softball Picked To Finish Seventh In Conference

The Arkansas softball team has been picked to finish seventh in the Southeastern Conference after a vote of the 13 head coaches in the annual preseason poll. The Razorbacks, who received 80 points, will be competing in their fifth season under head coach Courtney Deifel. Arkansas advanced to its third consecutive NCAA appearance last season and finished the 2019 season with a 38-20 overall record and 12-12 record in conference play. In 2019, the Hogs were picked to finish fifth and finished ninth in the regular season.

BY THE NUMBERS (2019)



.288	284	428	129	13-15	2.00	.228
AVG.	RUNS	HITS	EBH	SB-ATT	ERA	OPP. AVG.
.286	221	370	119	18-25	7.00	.306
.295	293	391	144	24-28	3.78	.288

2020 TEAM QUICK FACTS

TEAM INFORMATION

2019 Overall Record	38-20
2019 SEC Record	12-12
NCAA Postseason	NCAA Stillwater Regional
SEC Finish	8th
Home Record	25-6
Away Record	6-10
Neutral Record	7-4
Letterwinners Returning/Lost	14/6
Starters Returning/Lost	8/3
Newcomers	6
2 Redshirts, 1 Transfer, 3 Freshmen	

COACHING STAFF

Head Coach	Courtney Deifel (Fifth Season)
Record at Arkansas	128-100 (.561)
Career Record	155-127 (.550)
Assistant Coach	Yolanda McRae (Fourth Season)
Assistant Coach	Matt Meuchel (Third Season)
Volunteer Assistant	Shana Easley (First Season)
Director of Operations	Paige Williams (Fourth Season)

TEAM HISTORY

First Year of Program	1997
All-Time Record	651-734-1 (.470)
All-Time SEC Record	211-415 (.337)
SEC Championships/Last	None
NCAA Appearances/Last	Nine/2019
Highest Preseason Rank	12/14 (2018)
Highest Preseason SEC	5th (2018)
Highest In-Season Rank	10/12 (Wk 1, 2019)

UNIVERSITY INFORMATION

Location	Fayetteville, Ark.
Founded	March 27, 1871
Enrollment	27,558
Nickname	Razorbacks
School Colors	Cardinal and White
Affiliation	NCAA Division I
Conference	Southeastern (SEC)
Chancellor	Dr. Joseph E. Steinmetz
Vice Chancellor/Director of Athletics	Hunter Yurachek
Faculty Athletic Representative	Gerald Jordan
University Website	www.uark.edu
Athletics Website	ArkansasRazorbacks.com

COMMUNICATIONS

Asst AD for Communications	Kyle Parkinson
Associate Director	Mike Cawood
Assistant Director (SB Contact)	
Email	
Office#	
Cell#	
Assistant Director	Michael Minshew
Assistant Director	Jessica Roberson
Assistant Director	Mario Bravante
Assistant Director	John Thomas
Intern	Elishah Santiago
Intern	Ben Breitbach
Digital Strategist	Taylor McGillis
Graphic Designer	Trent Daniel
Assistant Graphic Designer	AJ Enloe
Secretary	Mary Lynn Gibson

Mailing Address
Razorback Communications
PO Box 7777
Fayetteville, AR 72702-7777

Overnight Address
Razorback Communications
1240 W. Leroy Pond Dr.
Fayetteville, AR 72701



#	NAME	POSITION	B/T	CLASS	HEIGHT	PREVIOUS	HOMETOWN
1	Ryan Jackson	OF	R/R	Senior	5-6	Bethune-Cookman	Chino Hills, Calif.
2	Valerie Ventura	INF	R/R	RS-Freshman	5-6	Rio Mesa HS	Oxnard, Calif.
3	Larissa Cesena	INF/OF	L/R	RS-Freshman	5-7	Martin Luther King HS	Riverside, Calif.
4	Mary Haff	RHP	R/R	Junior	5-10	Lake Region HS	Winter Haven, Fla.
7	Sydney Parr	OF	L/R	Senior	5-7	North Little Rock	North Little Rock, Ark.
9	Autumn Storms	RHP	R/R	Senior	5-10	Great Oak HS	Temecula, Calif.
11	Taylor Greene	C	R/R	Sophomore	5-2	Cambridge HS	Milton, Ga.
13	Kayla Green	C	R/R	Junior	5-9	Great Oak HS	Temecula, Calif.
16	Keely Huffine	INF	R/R	Senior	5-6	Harrisburg HS	Harrisburg, Ark.
21	Lauren Graves	RHP	R/R	Senior	5-8	Maryland	White Hall, Ark.
22	Linnie Malkin	INF	R/R	Junior	5-11	Broomfield HS	Broomfield, Colo.
23	Hannah McEwen	OF	L/R	Junior	5-7	Patrick Henry HS	San Diego, Calif.
24	Nicole Duncan	INF/C	R/R	Junior	5-7	Centralia HS	Centralia, Mo.
25	Braxton Burnside	INF	R/R	Junior	5-6	Missouri	Paragould, Ark.
27	Paloma Usquiano	INF	R/R	Freshman	5-5	Lutheran HS	Downey, Calif.
28	Rylin Hedgecock	RHP/OF	R/R	Freshman	5-9	Lowndes HS	Valdosta, Ga.
41	Danielle Gibson	INF	L/R	Junior	6-0	Arizona State	Murrieta, Calif.
42	Sam Torres	OF	L/L	Sophomore	5-2	Chaparral HS	Temecula, Calif.
66	Aly Manzo	INF	L/R	Senior	5-7	Roseville HS	Roseville, Calif.
72	Jenna Bloom	RHP	R/R	Freshman	5-10	Edison HS	Huntington Beach, Calif.
99	Audrie LaValley	INF	R/L	Sophomore	5-6	Oklahoma University	Choctaw, Okla.

Coaching/Support Staff

Head Coach	Courtney Deifel (Fifth Season)
Assistant Coach	Yolanda McRae (Fifth Season)
Assistant Coach	Matt Meuchel (Fourth Season)
Volunteer Assistant	Annie Smith (First Season)
Graduate Assistant	Nicole Dewitt (Second Season)
Graduate Assistant	Taylor McQuillin (First Season)
Baylee Andrews	Manager
Cate Decker	Manager
Rachel Longmate	Manager
Parker Staggs	Manager
Director of Operations	Paige Williams (Fourth Season)

PRONUNCIATION GUIDE

Larissa Cesena	Suh-SANE-ya
Linnie Malkin	Mall-kin
Hannah McEwen	Muh-CUE-in
Aly Manzo	Allie MAHN-zo

Courtney Deifel	DIE-ful
Matt Meuchel	Michael
Taylor McQuillin	Mick-Willin

HOME ATTENDANCE TOP 10**OVERALL**

#	Draw	Opponent	Date
1	3,448	Ole Miss	4-28-2018
2	2,858	#16 South Carolina	3-16-2019
3	2,756	Missouri	3-24-2018
4	2,302	#9 LSU	4-20-2019
5	2,142	Wichita State	5-20-2018
6	2,023	Georgia	5-6-2017
7	2,011	Wichita State	5-19-2018
8	1,985	DePaul	5-18-2018
9	1,811	#18 Kentucky	3-30-2019
10	1,544	#14 Tennessee	3-18-2017

HOME OPENER

#	Draw	Opponent	Date
1	961	Drake	2-27-2016
2	833*	Oklahoma	2-2-2001
3	715	#19 La.-Lafayette	3-5-2010
4	604	#24 Auburn	3-11-2011
5	518*	Oregon	2-23-2002
6	510	Ball State	2-27-2009
7	505	Nebraska	3-3-2017
8	401	Butler	2-13-2014
9	373	Tennessee State	2-24-2012
10	372	Tulsa	3-10-2015

* - at Lady Back Yard



As part of their 2020 schedule, the Razorbacks are set to play 32 home games at Bogle Park and will include 28 games against 2019 NCAA Tournament teams, two women's college world series teams, and three conference champions.

Visit ArkansasRazorbacks.com for the latest information on all things Arkansas Softball. You can also find the Hogs on social media by liking us on Facebook (Arkansas Razorback Softball) and following us on Twitter and Instagram (@RazorbackSB).

Deifel Adds Oklahoma Transfer To 2020 Roster

Deifel has announced the addition of Audrie LaValley to the Arkansas softball roster. The Choctaw, Okla. native spent last season at Oklahoma and will join the Razorbacks as a sophomore this spring. In her first season as a collegiate athlete, LaValley appeared in 39 games for the Sooners. She scored 16 runs for Oklahoma and tallied two doubles and three RBI. In her first Big 12 at-bat, she recorded a single against Baylor and hit her first career home run and scored two runs at Iowa State.

Softball Inks Seven On National Signing Day

Head softball coach Courtney Deifel welcomed seven new Razorbacks on Wednesday for National Signing Day. The seven signees come in the form of four pitchers, a catcher, infielder and utility player. This marks Arkansas' fifth recruiting class under Coach Deifel as four of the seven signees are ranked in the top 100 of the 2020 class. They will be joining future teammates Jenna Bloom, Larissa Cesena, Taylor Greene, Mary Haff and Autumn Storms who were all ranked in their respective classes.

Ten Razorbacks Recognized As Easton/NFCA All-America Scholar-Athletes

Over 8,000 student-athletes (8,161), a first in NFCA history, were named 2019 Easton/NFCA All-America Scholar-Athletes, the Association announced on Wednesday afternoon. The University of Arkansas softball team saw ten named to the list and was recognized as one of the top 140 division I schools in the country with a cumulative 3.247 GPA for the 2018-19 school year. 2018-19 is the second consecutive year that the Hogs have earned the academic team honor. Since her arrival in Fayetteville, head softball coach Courtney Deifel has coached 52 All-America Scholar-Athletes.

Deifel Announces Addition Of Assistant Coach Annie Smith

Head softball coach Courtney Deifel continues to improve the Razorback staff with the recent addition of Annie Smith as a volunteer assistant. Smith comes to Fayetteville after stints at Auburn, LSU, Georgia Southern, Mississippi State and Missouri. Since she began her career, Smith has coached eight All-Americans, 56 All-Conference selections and 41 All-Region honorees. Her squads have been equally as impressive in the classroom, garnering 123 NFCA Academic Scholar-Athlete honors. Smith also boasts professional experience, as she was an assistant coach for the Chicago Bandits of the National Pro Fastpitch (NPF) in 2017.

All-American Taylor McQuillin Joins Softball Staff

Former Arizona Wildcat and NFCA All-American was named Razorback softball's new graduate assistant by head softball coach Courtney Deifel on Tuesday afternoon. McQuillin comes to Arkansas after four, award-filled years as a part of the Arizona pitching staff. McQuillin earned her first career All-America honor after leading the Wildcats to its highest final ranking since 2010 following their return to the Women's College World Series. After closing out a standout career on the diamond, McQuillin graduated from Arizona with a bachelor's degree in care, health and society and joined the Cleveland Comets as the sixth selection in the 2019 NPF Draft. She has spent the summer playing professionally for both the Comets and the Mexican National Team.

Storms Named NFCA Second Team All-American

Arkansas junior right-handed pitcher Autumn Storms was named to the All-America second team by the National Fastpitch Coaches' Association on Wednesday afternoon. Storms was

selected at the at-large pitcher position and becomes the first All-American under fourth-year head coach Courtney Deifel and only the second in program history. Storms had a team-best 1.54 regular-season overall ERA and a 1.60 ERA against SEC opponents. She dominated the circle in conference play, ranking first among SEC pitchers for walks allowed per seven innings and strikeout-to-walk ratio. Storms recorded 15 complete games over the course of her junior campaign, including four shutouts en route to her 20-9 record.

Record Five Razorbacks Receive NFCA All-Region Honors

The University of Arkansas softball team had a record five student-athletes receive 2019 All-Region honors, announced by the National Fastpitch Coaches Association on Thursday morning. Junior Autumn Storms was named first-team, sophomore Hannah McEwen and senior Ashley Diaz received second-team honors and sophomores Mary Haff and Danielle Gibson earned third-team accolades. The Southeastern Conference paced all leagues with 40 honorees, while the Pac-12 and Big 10 were right on its heels with 38 and 37, respectively.

McEwen And Storms Named To All-SEC Teams

For the third straight year, two Razorbacks garnered All-SEC honors. McEwen earned a spot on the All-SEC First Team and Storms earned a spot on the All-SEC Second Team.

- » Storms currently holds a team-best and career-high 1.54 ERA, ranking 5th in the SEC. She is among the top 5 pitchers in the league in strikeout-to-walk ratio, strikeouts, and victories as well. With only 28 walks in over 180 innings pitched, she ranks first in the SEC in walks allowed per seven innings.
- » McEwen has started in all 55 games so far this season, reaching base in all but 5 games this season. She leads the SEC in hits with 72 and ranking 4th in batting average (.402). McEwen also leads the conference in hits against SEC opponents and is only 1-of-3 league hitters to average .400 or better in both overall and SEC play.
- » McEwen is only the 2nd Razorback to earn first-team honors and the first since 2012. She is only 1-of-3 to garner All-SEC recognition in back-to-back seasons.

11 Years at Bogle

The 2020 season marks the 11th season in Bogle Park - since its opening, the Hogs have played 258 games inside the park, for a combined 147-111 record. Marilyn Bogle, a friend of Razorback Athletics, the University of Arkansas and the entire state of Arkansas passed away on Thursday, Jan. 23 in Bentonville. Marilyn and her husband Bob have been longtime advocates of the University of Arkansas, Razorback Athletics and the state they called home. In May 2008, Bogle Park, the nation's top new softball facility, was officially dedicated on the University of Arkansas campus thanks to the Boggles' support of the Razorback softball program.

History Made

Sophomore Danielle Gibson made history on Saturday night (Feb. 23) when she rocketed four home runs in Bogle Park in the 15-3 win over SIUE. The four home runs tie an NCAA record reached only five times before, but what makes Gibson special is that she hit for the home run cycle - done only twice before EVER, and in only four innings... a feat special to Gibson alone. Her 4 dingers and 10 RBI stand as a single game record in Division I softball in 2019.

**USA TODAY/NFCA TOP 25
(Week 1)**

#	Team	2019 Record	Last Week
1	Washington (7)	52-9	3
2	Alabama (11)	60-10	4
3	Oklahoma (4)	57-6	2
4	UCLA (9)	56-6	1
5	Arizona (1)	48-14	5
6	Texas	46-17	11
7	Florida	49-18	7
8	Minnesota	46-14	8
9	Florida State	55-10	9
10	Louisiana	52-6	18
11	LSU	43-19	10
12	Tennessee	43-17	12
13	Oklahoma State	45-17	6
14	Northwestern	47-13	14
15	Kentucky	36-24	16
16	Georgia	42-19	17
17	Michigan	45-13	20
18	Texas Tech	42-16	19
19	South Carolina	38-19	21
20	James Madison	51-10	13
21	Ole Miss	41-20	15
22	Arizona State	35-20	24
23	Auburn	39-21	22
24	Arkansas	38-20	RV
25	Wisconsin	43-14	25

**D1 SOFTBALL
(Week 1)**

#	Team	2019 Record	Last Week
1	Alabama	60-10	
2	Washington	52-9	
3	Arizona	48-14	
4	UCLA	56-6	
5	Oklahoma	57-6	
6	Texas	46-17	
7	Minnesota	46-14	
8	Louisiana	52-6	
9	Florida	49-18	
10	Florida State	55-10	
11	LSU	43-19	
12	Oklahoma State	45-17	
13	Northwestern	47-13	
14	Tennessee	43-17	
15	Georgia	42-19	
16	Texas Tech	42-16	
17	Kentucky	36-24	
18	Michigan	45-13	
19	Oregon	22-30	
20	South Carolina	38-19	
21	Arkansas	38-20	
22	Auburn	39-21	
23	Arizona State	35-20	
24	Wisconsin	43-14	
25	Missouri	35-22	

**FLOSOFTBALL
(Week 1)**

#	Team	2019 Record	Last Week
1	UCLA	56-6	
2	Oklahoma	57-6	
3	Washington	52-9	
4	Alabama	60-10	
5	Arizona	48-14	
6	Minnesota	46-14	
7	Texas	46-17	
8	Louisiana	52-6	
9	Oklahoma State	45-17	
10	Florida State	55-10	
11	Michigan	45-13	
12	Tennessee	43-17	
13	Northwestern	47-13	
14	James Madison	51-10	
15	LSU	43-19	
16	Florida	49-1	
17	Arkansas	38-20	
18	Ole Miss	41-20	
19	Wisconsin	43-14	
20	Arizona State	35-20	
21	South Carolina	38-19	
22	Virginia Tech	47-11	
23	Georgia	42-19	
24	Kentucky	36-24	
25	Notre Dame	37-18	

Receiving Votes: Virginia Tech (60), Oregon (52), North Carolina (24), Missouri (19), USF (19), Cal State Fullerton (11), Notre Dame (11), Boise State (7), Houston (7), Baylor (5), Stanford (5), Ohio State (4), Fresno State (2), Louisville (2), Tulsa (2), San Jose State (1).

**ESPN.COM/USA SOFTBALL TOP 25
(Week 1)**

#	Team	2019 Record	PVS
1	Alabama (12)	60-10	
2	Washington (2)	52-9	
3	Oklahoma (3)	57-6	
4	UCLA (3)	56-6	
5	Arizona	48-14	
6	Texas	46-17	
7	Minnesota	46-14	
8	Florida State	55-10	
9	Florida	49-18	
10	Louisiana	52-6	
11	LSU	43-19	
12	Tennessee	43-17	
13	Oklahoma State	45-17	
14	Michigan	45-13	
15	Northwestern	47-13	
16	Kentucky	36-24	
17	Georgia	42-19	
18	James Madison	51-10	
19	Texas Tech	42-16	
20	Arkansas	38-20	
21	South Carolina	38-19	
22	Arizona State	35-20	
23	Wisconsin	43-14	
24	Oregon	22-30	
25	Ole Miss	41-20	

**SOFTBALL AMERICA
(Week 1)**

#	Team	2019 Record	PVS
1	Washington	52-9	
2	Alabama	60-10	
3	UCLA	56-6	
4	Oklahoma	57-6	
5	Arizona	48-14	
6	Minnesota	46-14	
7	Florida State	55-10	
8	Louisiana	52-6	
9	Oklahoma State	45-17	
10	Texas	46-17	
11	Florida	49-18	
12	Northwestern	47-13	
13	LSU	43-19	
14	Tennessee	43-17	
15	Michigan	45-13	
16	Georgia	42-19	
17	Arkansas	38-20	
18	Texas Tech	42-16	
19	James Madison	51-10	
20	Kentucky	36-24	
21	Wisconsin	43-14	
22	South Carolina	38-19	
23	Auburn	39-21	
24	Arizona State	35-20	
25	Oregon	22-30	

Others Receiving Votes: Auburn, Virginia Tech, Louisville, North Carolina, Baylor, Houston, Missouri, Indiana, Stanford, South Florida, Mississippi State, Notre Dame, Ohio State, Boise State, San Diego State, Drake



2020 SEC PLAYERS OF THE WEEK

WEEK ONE

Player:
Pitcher:
Freshman:

WEEK TWO

Player:
Pitcher:
Freshman:

WEEK THREE

Player:
Pitcher:
Freshman:

WEEK FOUR

Player:
Pitcher:
Freshman:

WEEK FIVE

Player:
Pitcher:
Freshman:

WEEK SIX

Player:
Pitcher:
Freshman:

WEEK SEVEN

Player:
Pitcher:
Freshman:

WEEK EIGHT

Player:
Pitcher:
Freshman:

WEEK NINE

Player:
Pitcher:
Freshman:

WEEK TEN

Player:
Pitcher:
Freshman:

WEEK ELEVEN

Player:
Pitcher:
Freshman:

WEEK TWELVE

Player:
Pitcher:
Freshman:

2020 SEC STANDINGS

Team	SEC	Overall	Streak
Alabama	0-0 .000	0-0 .000	--
Arkansas	0-0 .000	0-0 .000	--
Auburn	0-0 .000	0-0 .000	--
Florida	0-0 .000	0-0 .000	--
Georgia	0-0 .000	0-0 .000	--
Kentucky	0-0 .000	0-0 .000	--
LSU	0-0 .000	0-0 .000	--
Miss. State	0-0 .000	0-0 .000	--
Missouri	0-0 .000	0-0 .000	--
Ole Miss	0-0 .000	0-0 .000	--
South Carolina	0-0 .000	0-0 .000	--
Tennessee	0-0 .000	0-0 .000	--
Texas A&M	0-0 .000	0-0 .000	--

SEC SCHEDULE

AROUND THE CONFERENCE - 2019

ARKANSAS	VALUE	RANKING
BATTING AVERAGE	.291	7th
SLUGGING PCT	.451	10th
ON BASE PCT	.378	8th
RUNS SCORED	281	12th
HITS	418	12th
RUNS BATTED IN	260	12th
HOME RUNS	49	10th
WALKS	159	11th
HIT BY PITCH	56	4th
STRIKEOUTS	275	3rd
SAC BUNTS	21	8th
SAC FLIES	22	2nd
STOLEN BASES	13	13th
STEAL ATTEMPTS	15	13th
ERA	1.99	2nd
BATTERS SO	354	4th
WALKS ALLOWED	72	1st
RUNS ALLOWED	172	7th
FIELDING PCT	.950	13th
ERRORS	79	1st
FLD DPS	6	13th

2019 ALL-SEC SELECTIONS

First Team All-SEC

P - Sarah Cornell, Alabama
P - Montana Fouts, Alabama
P - Ashley Rogers, Tennessee
IF - Bailey Hemphill, Alabama
IF - Amanda Lorenz, Florida
IF - Alyssa DiCarlo, Georgia
IF - Abbey Cheek, Kentucky
IF - Shemiah Sanchez, LSU
OF - Hannah McEwen, Arkansas
OF - Kylan Becker, Ole Miss
OF - Kat Moore, Mississippi State
OF - Brooke Wilmes, Missouri
C - Jenny Schaper, Kentucky
C - Mia Davidson, Mississippi State
DP/U - Kendyl Lindaman, Florida
DP/U - Fa Leilua, Mississippi State

Second Team All-SEC

P - Autumn Storms, Arkansas
P - Kelly Barnhill, Florida
P - Molly Jacobsen, Ole Miss
IF - Maddie Morgan, Alabama
IF - Katie Reed, Kentucky
IF - Amanda Sanchez, LSU
IF - Jana Johns, South Carolina
IF - Aubrey Leach, Tennessee
OF - Elissa Brown, Alabama
OF - Ciara Bryan, Georgia
OF - Aliyah Andrews, LSU
OF - Jenna Holcomb, Tennessee
C - Kendall Veach, Auburn
DP/U - Shelbi Sunseri, LSU

Freshman All-SEC

P - Montana Fouts, Alabama
P - Elizabeth Hightower, Florida
P - Shelby Wickersham, LSU
IF - Skylar Wallace, Alabama
IF - Lacey Fincher, Georgia
IF - Jazmyn Rollin, Missouri
IF - Madison Owens, South Carolina
IF - Baylee Klinger, Texas A&M
OF - Kayla Kowalik, Kentucky
OF - Savannah Stewart, LSU
OF - Tate Whitley, Ole Miss
OF - Anna Kate Segars, Mississippi State
C - Kaili Phillips, Tennessee
DP/U - Kaitlin Parsons, Tennessee

SEC All-Defensive

P - Sarah Cornell, Alabama
C - Jenny Schaper, Kentucky
1B - Amanda Lorenz, Florida
2B - Casey McCrackin, Auburn
SS - Katie Reed, Kentucky
3B - Abbey Cheek, Kentucky
LF - Jenna Holcomb, Tennessee
CF - Elissa Brown, Alabama
CF - Aliyah Andrews, LSU
RF - Kaylee Horton, Ole Miss

Player of the Year: Abbey Cheek, Kentucky
Pitcher of the Year: Sarah Cornell, Alabama
Freshman of the Year: Montana Fouts, Alabama
Scholar-Athlete of the Year: Katie Reed, Kentucky
Coach of the Year: Patrick Murphy, Alabama



Courtney Deifel became the fourth head coach in program history when she was hired June 11, 2015. In four seasons at Arkansas, she has orchestrated the Razorbacks' return to post-season play, capping the 2019 campaign by earning a spot in the SEC Tournament and selection to the NCAA Tournament.

Deifel led the Razorbacks to their third consecutive post-season appearance, becoming the only coach in program history to do so. With Deifel at the helm, Arkansas closed out the 2019 season, 38-20 and 12-12 in SEC play. It marks the first time since 1999-00 that the Razorbacks finished the season .500 or better in conference play in back-to-back seasons. The Razorbacks garnered their highest in-season ranking during weeks one and two, coming in at 12th and 11th in the NFCA and ESPN polls respectively.

Arkansas saw two players named to the All-SEC teams, pitcher Autumn Storms was named second team and outfielder Hannah McEwen garnered first-team recognition. McEwen's first-team selection was the first for Arkansas since 2012 and only the second in program history. In year four under Coach Deifel, the Razorbacks also earned two SEC Player of the Week awards, three SEC Pitcher of the Week awards, and one USA Softball Co-Player of the Week. A record five Razorbacks were named to the NFCA All-Region teams, with Storms garnering the first, first-team selection of her career. Storms went on to be named NFCA Second Team All-American as a pitcher, the first Razorback since 2010.

Year four with Coach Deifel and the Razorback staff saw growth in all aspects as the game, including a team .288 batting average, which ranks second-highest in the record books. In fact, four of the top seven team batting averages in program history come from the Deifel-era.

In her third season, Arkansas wrapped up the year with a 42-17 record, the third most wins in program history; and the highest number since 2000. The team earned the program's first-ever NCAA national seed and hosted the Fayetteville Regional on its way to securing a spot in this weekend's Norman Super Regional. For their efforts, the coaching staff earned 2018 NFCA Division I South Region Staff of the Year. The team also finished 17th in the final NCAA RPI.

Two seasons removed from a one-win conference tally, the Razorbacks posted a 12-12 record in SEC and earned a No. 7 seed into the SEC Tournament where the team made a run to the semifinals for the first time since 2001. The Razorbacks finished the season with a 27-2 record on their home field, established a new program record for home wins in a single season. Part of Arkansas' home triumphs included the program's first three-game sweep of a ranked team (No. 20 Mississippi State) and its first-ever series win over Alabama.

In her second season in Fayetteville, Deifel guided Arkansas to a 31-24 record which marked a 17-win improvement from the previous season, marking the largest increase in the country among Power 5 programs. The Razorbacks also tallied seven wins in SEC play, equaling the combined total from the previous three seasons. In recognition of the team's performance, Deifel was named the 2017 D1SoftballNews Coach of the Year.

From year one to two under Deifel, Arkansas' pitching staff lowered its combined ERA by more than four runs (6.98 to 2.82) and added more than 20 points to its batting average (.260 to .284). The Razorbacks also led the SEC and tied for 17th in the NCAA with 59 home runs. During the year, Arkansas earned its first national ranking since 2013 when it was slotted at No. 24 in the March 7 release ESPN/USA Softball poll.

DEIFEL YEAR-BY-YEAR

Year	School	Overall	Conf.	Postseason
2015	Maryland	27-27	9-14	--
2016	Arkansas	17-39	1-23	--
2017	Arkansas	31-24	7-17	NCAA Regional
2018	Arkansas	42-17	12-12	Super Regional
2019	Arkansas	38-20	12-12	NCAA Regional
2020	Arkansas	0-0	0-0	--
5 seasons		155-128	30-64*	3 appearances

At Arkansas (2016-pres.): 128-99 (.566)

At Maryland (2015): 27-27 (.500)

*Conference record includes SEC games only

Individually, Deifel saw two Razorbacks earn NFCA All-South Region accolades with Nicole Schroeder and Autumn Storms earning second-team and third-team honors, respectively. Storms was also named to the SEC All-Freshman Team while A.J. Belans was voted to the All-SEC Second Team. Schroeder went on to be drafted by the Akron Racers as the program's second NPF selection.

Deifel's first win over a ranked team at Arkansas came during the 2016 season when the Razorbacks knocked off No. 23 Nebraska, 11-10, during the Easton Tournament in Fullerton, Calif.; the team added five ranked wins in 2017. The 2016 campaign also saw newcomer Ashley Diaz make an immediate impact as a member of the NFCA All-South Region Second Team. She also appeared on the NFCA National Freshman of the Year Top 25 Watch List.

During her playing and coaching careers prior to coming to Arkansas, Deifel advanced to 11 NCAA Tournaments including a four-year run to the Women's College World Series (WCWS) as an All-American catcher at California that was highlighted by winning the 2002 national title. The Bears also finished second (2003), fifth (2001) and seventh (2000) at the WCWS over her four-year run. Her post-season successes also featured a pair of Super Regionals as a graduate assistant at Oklahoma and five NCAA Regionals as an assistant at Maryland and Louisville.

As a first-year head coach, Deifel ushered in a culture of change for Maryland in 2015. Along with the program's 16-game improvement from the previous season, the Terrapins' offense showed tremendous growth. Maryland finished 27th in the NCAA with 6.28 runs per game behind 339 runs scored, up more than 150 runs from 2014. Deifel also led her team to a .309 batting average, a 40-point jump from 2014 which also ranked 57th in the NCAA.

Individually, Deifel guided three players to all-conference accolades and a pair of NFCA all-region honors. Lindsey Schmeister was an All-Big Ten first team performer while Shannon Bustillos and Erin Pronobis landed on the All-Big Ten second team. Probonis and Corey Schwartz were also named to the NFCA All-Midwest Region Third Team. Under Deifel's watch, the trio helped Maryland to single-season school records in doubles, home runs, RBI and walks.

Prior to taking the head job at Maryland, Deifel spent four seasons as an assistant coach at Louisville in which she helped the Cardinals to four NCAA appearances, the 2014 American Athletic Conference Tournament title and an overall record of 176-60 (.746). Louisville averaged 44 wins in that time with a program-record 55 wins in 2012. Her student-athletes at Louisville racked up four NFCA All-America certificates and 29 all-conference selections.

Deifel played in 285 games in her career at California, missing just three games behind the plate over her four years. As a four-year starter behind the plate, she was a 2003 All-American, two-time All-Pac 10 selection and caught seven no-hitters. She is still the program's career leader with 1,969 putouts.

Aside from her accomplishments in collegiate softball, Deifel had a successful professional career following her days at Cal. In 2004, she helped the NY/NJ Juggernaut to the National Professional Fastpitch (NPF) league title. Deifel also spent three years with LeoPalac21 in Japan that resulted in a runner-up showing and a pair of third-place finishes.

Deifel and husband Joe are the parents to two sons, Trip and Walt. The family resides in Fayetteville.

ALL-TIME SERIES UNDER DEIFEL

Opponent	Series	H	A	N
Alabama	2-5	2-1	0-3	0-1
UABP	1-0	1-0		
Army	0-1			0-1
Auburn	4-5	3-3	1-2	
Binghamton	1-0			1-0
Boston University	2-0	2-0		
BYU	0-1			0-1
Buffalo	1-0	1-0		
Cal State Fullerton	0-1		0-1	
CSUN	1-0			1-0
Campbell	2-0			2-0
Central Connecticut	2-0	2-0		
Central Michigan	1-0			1-0
Connecticut	1-0			1-0
Dartmouth	2-0	2-0		
Delaware	1-0			1-0
DePaul	1-0	1-0		
Drake	1-2	1-2		
Florida	0-9	0-3	0-6	
Florida A&M	2-0			2-0
FAU	0-1		0-1	
Fordham	1-0			1-0
Furman	3-0	3-0		
George Washington	1-0			1-0
Georgia	2-6	1-2	0-3	1-1
Grand Canyon	1-1			1-1
IUPUI	3-0	3-0		
Iowa State	1-0	1-0		
Jackson State	1-0		1-0	
Kentucky	3-7	2-4	0-3	1-0
Lamar	2-0	2-0		
Lipscomb	1-0			1-0
LMU	2-0			2-0
ULM	1-0	1-0		
LSU	2-7	2-4	0-3	
Manhattan	1-0			1-0
Marist	1-0			1-0
UMass Lowell	2-0			2-0
McNeese	1-1		1-0	0-1
Memphis	1-0			1-0
Mississippi State	4-2	3-0	1-2	
Missouri	4-2	2-1	2-1	
UMKC	3-1	3-1		
Missouri State	2-1	1-1	1-0	
Nebraska	2-0	1-0		1-0
Nevada	1-0	1-0		
UNLV	0-1			0-1
UNM	2-0			2-0
UNC	0-1			0-1
NDSU	2-1			2-1
North Texas	2-0		2-0	
Northern Colorado	3-0	2-0		1-0
Northern Iowa	1-1	1-1		
NSU	1-0	1-0		
Notre Dame	1-1		1-1	
Oklahoma	0-5	0-1	0-4	
Oklahoma State	1-2	0-2	1-0	
Ole Miss	4-5	3-0	1-5	
Omaha	4-0	4-0		
Sacramento State	1-0			1-0
Samford	1-0			1-0
San Diego	1-0			1-0
South Carolina	4-6	3-3	1-2	0-1
Southeast Missouri	3-1	1-1	2-0	
SIUE	2-0	2-0		
St Francis	2-0	2-0		
St Louis	3-0		3-0	
Tennessee	3-6	2-1	1-5	
Texas	0-2		0-2	
Texas A&M	2-7	1-2	1-5	
Tulsa	2-5	1-2	1-1	0-2
Utah	1-0			1-0
UT Arlington	3-1	2-0	1-1	
Villanova	1-0			1-0
Washington	0-1			0-1
Weber State	1-0			1-0
Wichita State	4-1	4-0	0-1	
Wright State	2-0	2-0		
	128-100	72-34	22-53	34-13

10+ STRIKEOUT PERFORMANCES

No.	Pitcher	Opponent	Date
16	Mary Haff	vs. Furman	4/13/2019
16	Heather Schlichtman	vs. Marshall	4/9/04
15	Heather Schlichtman	Wichita State	3/3/01
15	Heather Schlichtman	vs. Auburn	3/13/04
15	Katy Henry	vs. La.-Monroe	2/25/05
15	Katy Henry	vs. UTSA	2/16/07
15	Kimmy Beasley	Auburn	5/3/13
15	Mary Haff	at Tennessee	3/23/2019
14	Heather Schlichtman	vs. Appalachian	2/7/04
14	Heather Schlichtman	vs. MVSU	2/29/04
14	Heather Schlichtman	at Kentucky	4/24/04
14	Katy Henry	UMKC	2/23/07
13	Rachel Talley	vs. Virginia Tech	2/18/01
13	Heather Schlichtman	Oklahoma City	4/23/02
13	Katy Henry	Centenary	3/5/06
13	Chelsea Cohen	Saint Louis	2/24/13
13	Mary Haff	at Saint Louis	4/10/18
13	Mary Haff	Lipscomb	2/10/19
13	Autumn Storms	vs. Southeast Missouri	2/21/19
12	Tammy Kincaid	Alabama	3/21/99
12	Rachel Talley	at Auburn	4/9/99
12	Heather Schlichtman	FIU	3/2/01
12	Rachel Talley	vs. FAU	3/3/01
12	Rachel Talley	vs. Utah	2/16/02
12	Katy Henry	vs. Virginia	2/9/07
12	Katy Henry	Creighton	2/24/08
12	Miranda Dixon	vs. La.-Monroe	4/2/08
12	Hope McLemore	Louisiana Tech	3/13/10
12	Kim Jones	vs. Rhode Island	2/13/11
12	Kimmy Beasley	LSU	4/6/13
12	Kimmy Beasley	at Missouri	4/13/13
12	Mary Haff	Fordham	2/19/18
12	Mary Haff	vs. Northern Colorado	3/2/18
12	Mary Haff	vs. Dartmouth	3/3/18
12	Mary Haff	vs. Omaha	2/28/19
12	Mary Haff	vs. Boston	3/2/19
11	Katy Henry	Northwestern State	3/4/06
11	Kimmy Beasley	LSU	4/7/13
11	Kimmy Beasley	Kentucky	4/19/13
11	Grace Moll	at Southeast Missouri	4/6/16
11	Autumn Storms	vs. Boston	3/2/19
10	Katy Henry	at Ole Miss	3/21/06
10	Katy Henry	at Florida	3/25/06
10	Katy Henry	Kansas	4/5/06
10	Miranda Dixon	at Texas A&M	2/16/07
10	Katy Henry	Northern Iowa	3/3/07
10	Katy Henry	at Kansas	4/3/07
10	Miranda Dixon	at South Carolina	3/3/08
10	Katy Henry	vs. La.-Monroe	4/2/08
10	Katy Henry	at Kentucky	4/12/08
10	Miranda Dixon	vs. Cleveland State	3/7/09
10	Miranda Dixon	at Ole Miss	3/29/09
10	Hope McLemore	vs. Iowa	2/12/10
10	Hope McLemore	Drake	3/6/10
10	Hope McLemore	at Georgia	4/2/10
10	Chelsea Cohen	La.-Monroe	2/22/13
10	Kimmy Beasley	Jacksonville State	3/2/13
10	Hope McLemore	Kentucky	4/20/13
10	Kimmy Beasley	Butler	2/13/14

TOTAL BY PITCHER

14	Katy Henry2005-2008
9	Mary Haff2018-Present
8	Heather Schlichtman2001-2004
7	Kimmy Beasley2012-2014
5	Miranda Dixon2007-2010
5	Hope McLemore2010-2013
4	Rachel Talley1999-2002
2	Autumn Storms2017-Present
2	Chelsea Cohen2010-2013
1	Kim Jones2008-2011
1	Tammy Kincaid1997-2000
1	Grace Moll2014-2017

2020 AWARDS AND HONORS

Hannah McEwen
Preseason All-SEC
D1Softball Preseason Second Team All-American
Softball America's Top 100 - No. 69

Autumn Storms
Preseason All-SEC
Softball America's Top 100 - No. 31
No. 8 in SA's 2020 SEC Player Power Rankings

Mary Haff
Softball America's Top 100 - No. 45

Danielle Gibson
Softball America's Top 100 - No. 61

RECORD WATCH

BATTING AVERAGE (MINIMUM 250 AB)

		2018-pres.
.362	Hannah McEwen	2012-15
.357	Devon Wallace	2013-17
.347	Stephanie Canfield	2016-19
.326	Ashley Diaz	2012-14
.336	Clarisa Navarro	2014-15
.313	Kasey Fagan	2015-18
.306	Autumn (Russell) Buczek	2007-10
.300	Jessica Bachkora	2017-19
.299	Katie Warrick	2004-07
.296	Rachel LeMaster	

PUTOUTS

1563	Kim Eiben	2000-03
1412	Jennifer Cirigliano	1997-00
1,370	Ashley Diaz	2016-pres.
1302	Danica White	1999-02
1233	Shana Easley	2003-06
1150	Samantha Buckner	2005-08
1122	Whitney Cloer	2006-09
1046	Jayne Gee	2011-14
880	Devon Wallace	2012-15
725	Kayla Green	2018-pres.

HIT BY PITCH

31	Kim Eiben	2000-03
23	Jennifer Cirigliano	1997-00
21	Devon Wallace	2012-15
21	Miranda Dixon	2007-10
20	Kayla Green	2018-pres.
19	Parker Pocklington	2014-17
19	Jessica Bachkora	2007-10
19	Kallie Foglesong	2004-06
19	Ashely Carter	2003-05
17	Nicole Duncan	2018-pres.

RUNS SCORED

184	Devon Wallace	2012-15
166	Jessica Bachkora	2007-10
124	Kayla Johnson	2006-09
119	Stephanie Canfield	2013-17
119	Dana Gulick	1997-00
105	Clarisa Navarro	2012-14
100	Chloe Oprzedek	2011-14
97	Miranda Dixon	2007-10
91	Shelby Hiers	2014-17
88	Hannah McEwen	2018-pres.

RECORD TO REACH

	CUR.	REC.	NEEDS
Autumn Storms SR RHP			
Career Wins (No.4)	48	53	+5
Career SOs (No.5)	381	430	+49
Career Saves (No.2)	6	8	+2
Games Started (No.4)	92	111	+19

Mary Haff | JR | RHP

Career Wins (No.4)	47	53	+6
Career SOs (No.4)	429	609	+180
Career Shutouts (No.2)	18	20	+2
Career Saves (T-1)	7	9	+2

WHAT HAPPENS WHEN

OVERALL	0-0
SEC	0-0
NON CONFERENCE	0-0
HOME	0-0
AWAY	0-0
NEUTRAL	0-0
VS RANKED OPPONENTS	0-0

GAME LENGTH

FIVE INNINGS	0-0
SIX INNINGS	0-0
SEVEN INNINGS	0-0
EXTRA INNINGS	0-0

SITUATION

DAY GAME (BEFORE 6PM)	0-0
NIGHT GAME (6PM OR LATER)	0-0
VS RHP	0-0
VS LHP	0-0
ARKANSAS SCORES IN FIRST INN.	0-0
OPPONENT SCORES IN FIRST INN.	0-0
ARKANSAS SCORES FIRST	0-0
OPPONENT SCORES FIRST	0-0
ONE-RUN GAME	0-0
TWO-RUN GAME	0-0
5+ RUN GAME	0-0
LEADING AFTER SIX INNINGS	0-0
TRAILING AFTER SIX INNINGS	0-0
TIED AFTER SIX INNINGS	0-0

STATISTICS

SCORES 0-2 RUNS	0-0
SCORES 3-5 RUNS	0-0
SCORES 6-9 RUNS	0-0
SCORES 10+ RUNS	0-0
OPP. SCORES 0-2 RUNS	0-0
OPP. SCORES 3-5 RUNS	0-0
OPP. SCORES 6-9 RUNS	0-0
OPP. SCORES 10+ RUNS	0-0
MADE NO ERRORS	0-0
MADE ONE ERROR	0-0
MADE 2+ ERRORS	0-0
MORE HITS THAN OPPONENT	0-0
FEWER HITS THAN OPPONENT	0-0
HITS ARE TIED	0-0

BY DAY

SUNDAY	0-0
MONDAY	0-0
TUESDAY	0-0
WEDNESDAY	0-0
THURSDAY	0-0
FRIDAY	0-0
SATURDAY	0-0

BY MONTH

FEBRUARY	0-0
MARCH	0-0
APRIL	0-0
MAY	0-0

SERIES HISTORY**BRADLEY**

Head Coach: Amy Hayes, 12th season at Bradley
 Conference: Missouri Valley Conference
 2019 Record: 29-21
 Postseason: Lost in semifinal round of MVC tournament
 2020 Record: 0-0

Last Ten.....3-0
 Last Win at home..... March 9, 2014 , 9-1 (6)
 Last Win on the road.....Never
 Coach Deifel vs0-0
 Last Win Sweep.....
 Last Loss Sweep.....
 Longest Win Streak..... Three
 On This Day.....Never
 Largest Margin of Victory..... Five (2x)
 Largest Margin of Defeat..... None

All-Time Series: 3-0
 H: 3-0 | A: 0-0 | N: 0-0

2-27-09 W, 10-5 Fayetteville
 3-8-14 W, 4-2 Fayetteville
 3-9-14 W, 9-1 (6) Fayetteville


UTEP

Head Coach: T.J. Hubbard, 1st season at UTEP
 Conference: Conference USA
 2019 Record: 17-33
 Postseason: Lost in first round of CUSA tournament
 2020 Record: 0-0

Last Ten.....1-0
 Last Win at home.....Never
 Last Win on the road.....February 21, 2004, 5-0
 Coach Deifel vs0-0
 Last Win Sweep.....
 Last Loss Sweep.....
 Longest Win Streak.....One
 On This Day.....Never
 Largest Margin of Victory.....Five
 Largest Margin of Defeat.....None

All-Time Series: 1-0
 H: 0-0 | A: 0-0 | N: 1-0

2-21-04 W, 5-0 Las Vegas, Nev.

**SEASON HIGHS****TEAM SINGLE-GAME HIGHS**HITTING

At bats.....
 Runs scored.....
 Hits.....
 RBI.....
 Doubles.....
 Triples.....
 Home Runs.....
 Total Bases.....
 Walks.....
 Strikeouts.....
 Sacrifice Hits.....
 Sacrifice Flies.....
 Stolen Bases.....
 Hit By Pitch.....
 Runners LOB.....

FIELDING

Putouts.....
 Assists.....
 Errors.....
 Passed Balls.....
 Double Plays.....

PITCHING

Innings Pitched.....
 Runs Allowed.....
 Earned Runs.....
 Walks Allowed.....
 Strikeouts.....
 Hits Allowed.....
 Doubles Allowed.....
 Triples Allowed.....
 Homers Allowed.....
 Wild Pitches.....
 Hit Batters.....

INDIVIDUAL SINGLE-GAME HIGHSHITTING

At bats.....
 Runs scored.....
 Hits.....
 RBI.....
 Doubles.....
 Triples.....
 Home Runs.....
 Total Bases.....
 Walks.....
 Sacrifice Hits.....
 Sacrifice Flies.....
 Stolen Bases.....
 Hit By Pitch.....

FIELDING

Putouts.....
 Assists.....
 Errors.....
 Passed Balls.....

PITCHING

Walks Allowed.....
 Strikeouts.....
 Hits Allowed.....
 Doubles Allowed.....
 Triples Allowed.....
 Homers Allowed.....
 Wild Pitches.....
 Hit Batters.....

THE LAST TIME

ARKANSAS – TEAM

Defeated a ranked opponent	def. #23 Auburn, 5–2 in Fayetteville (May 5, 2019)
Defeated a Top 10 ranked opponent	def. #9 LSU, 11–1 in Fayetteville (April 19, 2019)
Highest ranked team defeated	def. #1 Cal, 3–2 (May 19, 2012)
Won 10 or more consecutive games	11 (Feb. 25– Mar. 7, 2017)
Longest conference win streak	9 (April 28– May 11, 2000)
Won 5 or more consecutive conference home games	5 (Mar. 11 – 18, 2009)
Won 5 or more consecutive road games	6 (Feb. 8–14, 2019)
Won in Extra Innings	6–5 (12) vs Furman (April 13, 2019)
	3–0 (8) at Texas A&M (April 28, 2019)
Lost in Extra Innings	1–0 (9) at #11 Georgia (Mar. 12, 2018)
Played 10	(10) W 4–2 at #11/13 Auburn (April 21, 2018)
Played 11 Innings	(11) W 4–1 at #8 Missouri (April 13, 2013)
Played 12 Innings	(12) W 6–5 vs Furman (April 13, 2019)
Played 13 Innings	(13) L 9–8 at UCSB (Feb. 27, 1998)
Played 14 or more Innings	(19) L 12–7 vs Alabama (Mar. 21, 1999)
Lost 5 or more consecutive games	5 (May 6–20, 2017)
Lost 5 or more consecutive conference games	6 (Mar. 24–April 2, 2017)
Scored 10 or more runs in a game	11 vs #9 LSU (April 19, 2019)
Scored 10 or more runs in three straight games	UNT Invitational (Feb. 11–12, 2017)
Scored 15 or more runs in a game	15 vs SIU Edwardsville (Feb. 23, 2019)
Shut out back-to-back opponents	Libscomp/Campbell (Feb. 9–10, 2019)
Shut out three straight opponents	UNT Invitational (Feb. 11–12, 2017)
Was shutout (extra-inning game)	1–0 (9) at #11 Georgia (Mar. 12, 2018)
Was Shutout (7-inning game)	3–0 at #8 Florida (April 5, 2019)
Was Shutout (5-inning game)	8–0 at #8 Florida (April 6, 2019)
Was Shutout in Fayetteville	3–0 vs Missouri (Mar. 24, 2018)
Was No-Hit	at #1 Florida (May 16, 2016)
Was No-Hit By SEC Opponent	at #1 Florida (May 16, 2016)
Was No-Hit in Fayetteville	vs #9 Georgia (May 3, 2009)
Swept a three-game conference series	vs Auburn (May 3–5, 2019)
Swept four or more conference series	Ole Miss, Kentucky, Tennessee, SC (2000)
Swept a three-game home conference series	vs Auburn (May 3–5, 2019)
Swept a three-game road conference series	at Mississippi State (Mar. 17–18, 2009)
Swept a non-conference DH	vs Furman (April 14, 2019)
Run ruled an opponent	11–1 (5) vs #9 LSU (April 19, 2019)
Most consecutive run-rule wins in a season	6, 2014
Was run-ruled	L 8–0 (5) at #8 Florida (April 6, 2019)
Hit back-to-back homeruns	Diaz and Manzo vs #16 South Carolina (March 16, 2019)
Hit four or more home runs in a game	4 vs SIU Edwardsville (Feb. 23, 2019)
Hit three or more home runs in a game	3 vs #9 LSU (April 18, 2019)
Homered in five or more consecutive games	8 (Feb. 18–28, 2018)
	5 (April 13–19, 2019)
Had 10 hits in a game	12 vs #9 LSU (April 19, 2019)
Had 15 or more hits in a game	15 vs SIU Edwardsville (Feb. 23, 2019)
Had 10 or more hits in 3 consecutive games	(4) vs Furman /UAPB (April 13–16, 2019)
Had five or more doubles in a game	6 vs Northern Colorado (Feb. 15, 2019)
Had three or more triples in a game	
Had 10 or more RBI in a game	11 vs #9 LSU (April 19, 2019)
No-hit the opposition, 6 innings	vs Northern Colorado (March 2, 2018)
No-hit the opposition, 7 innings	vs Central Connecticut (March 3, 2018)
Picked up 10 or more walks	10 vs Notre Dame (April 29, 2017)
Left 10 or more runners on base	12 vs Furman (April 13, 2019)
Allowed 10 or more hits	13 vs #9 LSU (April 20, 2019)
Allowed 10 or more runs	16 vs #18 Kentucky (March 30, 2019)
Allowed 10 or more earned runs	12 vs #18 Kentucky (March 30, 2019)
Allowed 10 or more RBI	11 at Ole Miss (March 10, 2019)
Allowed five or more doubles	5 vs LSU (April 29, 2016)
Allowed three or more home runs	(3) vs #9 LSU (April 20, 2019)

OPPONENT-TEAM

Scored 10 or more runs in a game	12 at Ole Miss (March 10, 2019)
Scored 15 or more runs in a game	23 (5) vs Auburn (April 16, 2016)
Had 10 or more hits in a game	13 vs #9 LSU (April 20, 2019)
Had 15–19 hits in a game	15 vs Georgia (May 17, 2017)
Shut out Arkansas (7-inning game)	L, 3–0 at #8 Florida (April 5, 2019)
Shut out Arkansas (5-inning game)	L, 8–0 at #8 Florida (April 6, 2019)
Shut out Arkansas (extra-inning)	L, 1–0 (9 inn.) at at Georgia (March 12, 2018)
Shut out Arkansas in consecutive games	L, 3–0/8–0 at #8 Florida (April 6, 2019)
Shut Out Arkansas in Fayetteville	L, 3–0 vs Missouri (March 24, 2018)
Conference opponent S/O Arkansas in Fayetteville	L, 3–0 vs Missouri (March 24, 2018)
Conference opponent S/O Arkansas on the road	L, 8–0 at #8 Florida (April 6, 2019)
Won a non-conference series against Arkansas	
Won a conference series in Fayetteville	vs Georgia (May 5–7, 2017)
Swept a three-game non-conference series against Arkansas	Texas (March 14–16, 2015)
Swept a three-game non-conference series in Fayetteville	Texas (March 14–16, 2015)
Swept a three game conference series in Fayetteville	vs Georgia (May 5–7, 2017)
Won a conference road series against Arkansas	at Texas A&M (April 27–29, 2019)
Swept a three-game conference road series against Arkansas	at #8 Florida (April 5–7, 2019)

ARKANSAS-INDIVIDUAL

Hit a grand slam	Ashley Diaz vs #16 South Carolina (March 16, 2019)
Hit a walk-off grand slam	W, 11–3 (5) Nicole Schroeder vs Lamar (March 3, 2017)
Hit a walk-off home run	W, 11–3 (5) Nicole Schroeder vs Lamar (March 3, 2017)
Hit two home runs in a game	Ashley Diaz at UT-Arlington (March 26, 2019)
Hit three home runs in a game	Danielle Gibson vs SIUE (Feb 23, 2019)
Homered in consecutive games in a series	
	Ashley Diaz, Game 2 and 3 vs SC (March 16–17, 2018)
	Ashley Diaz, Game 1 and 2 vs LSU (April 18–19, 2019)
Homered in three or more consecutive games	
	(4) Nichole Schroeder in Games 12–15 (Feb. 26 – March 3, 2017)
	(3) Ashley Diaz in Games 27–29 (March 16–22, 2019)
Hit an inside the park home run	
Hit for the home run cycle	Danielle Gibson vs SIUE (Feb 23, 2019)
Had five or more at bats in a game	6, Warrick, McEwen, Diaz vs Furman (April 13, 2019)
Scored three or more runs in a game	4, Danielle Gibson vs SIUE (Feb 23, 2019)
Had four hits in a game	4, Hannah McEwen vs LSU (April 19, 2019)
Had two doubles in a game	2, Hannah McEwen vs Boston (March 2, 2019)
Had four RBI in a game	Kayla Green vs NSU (Feb. 28, 2019)
Had 5 or more RBI in a game	(5) Danielle Gibson at Ole Miss (March 9, 2019)
Had 10 or more RBI in a game	(10) Danielle Gibson vs SIUE (Feb 23, 2019)
Walked three times in a game	(3) Ashley Diaz vs South Carolina (March 15, 2019)
Stole three bases in a game	(3) Shelby Hiers vs Marist (Feb. 21, 2015)
Pitched a 5-inning complete game	Autumn Storms (W, 11–1) vs LSU (April 19, 2019)
Pitched a 7-inning complete game	Mary Haff (W, 7–1) vs #23 Auburn (May 4, 2019)
Pitched a complete game shutout	Autumn Storms (W, 1–0) vs #23 Auburn (May 3, 2019)
Had 10 or more strikeouts in a game	(16) Mary Haff vs Furman (April 13, 2019)
Gave up 10 or more hits in a game	(10) Mary Haff at LSU (May 4, 2018)
Gave up three or more home runs in a game	(3) Mary Haff at #8 Florida (April 6, 2019)
Threw a 7-inning no hitter	Autumn Storms vs Central Connecticut (March 3, 2018)
Threw a 5-inning no hitter	(6 Inn.) Mary Haff vs Northern Colorado (March 2, 2018)
Had 4 or more consecutive Ks in a game	(4) Mary Haff vs #5 Tennessee (March 24, 2019)
	(4) Mary Haff vs Furman (April 13, 2019)



Stat Leaders and Miscellaneous Stats

Batting avg		Slugging pct		On base pct	
1. Hannah McEwen	.386	1. Danielle Gibson	.640	1. Hannah McEwen	.452
2. Ashley Diaz	.372	2. Ashley Diaz	.605	2. Ashley Diaz	.434
3. Danielle Gibson	.349	3. Katie Warrick	.555	3. Danielle Gibson	.397
4. Sydney Parr	.326	4. Hannah McEwen	.492	4. Linnie Malkin	.396
5. Katie Warrick	.318	5. Linnie Malkin	.439	5. Sydney Parr	.391
Runs scored		Hits		Runs batted in	
1. Hannah McEwen	43	1. Hannah McEwen	73	1. Ashley Diaz	48
2. Danielle Gibson	33	2. Ashley Diaz	64	2. Danielle Gibson	45
3. Sydney Parr	32	3. Danielle Gibson	60	3. Katie Warrick	37
4. Katie Warrick	26	4. Katie Warrick	55	4. Hannah McEwen	26
5. 2 tied at....	22	5. Sydney Parr	44	5. Kayla Green	25
Doubles		Triples		Home runs	
1. Hannah McEwen	12	1. Danielle Gibson	1	1. Danielle Gibson	12
Danielle Gibson	12	Sydney Parr	1	2. Katie Warrick	10
3. Katie Warrick	11	Aly Manzo	1	Ashley Diaz	10
4. Ashley Diaz	10	Ryan Jackson	1	4. Kayla Green	5
5. Kayla Green	8	Hannah McEwen	1	Haydi Bugarin	5
Total bases		Walks		Hit by pitch	
1. Danielle Gibson	110	1. Kayla Green	24	1. Nicole Duncan	17
2. Ashley Diaz	104	2. Ashley Diaz	22	2. Kayla Green	11
3. Katie Warrick	96	3. Nicole Duncan	19	3. Hannah McEwen	7
4. Hannah McEwen	93	Katie Warrick	19	4. Ryan Jackson	4
5. Kayla Green	53	5. Hannah McEwen	18	Haydi Bugarin	4
Sac bunts		Sac flies		Stolen bases	
1. Haydi Bugarin	4	1. Ashley Diaz	4	1. Sydney Parr	5
Keely Edwards	4	2. Hannah McEwen	3	2. Haydi Bugarin	2
3. Aly Manzo	3	Maggie Hicks	3	Maggie Hicks	2
Nicole Duncan	3	Katie Warrick	3	4. 4 tied at..	1
5. Kayla Green	2	5. 2 tied at..	2		

Multiple Hit Games	2	3	4	5+	Total
Hannah McEwen	14	3	2	-	19
Ashley Diaz	11	6	-	-	17
Danielle Gibson	10	5	1	-	16
Katie Warrick	7	3	-	-	10
Sydney Parr	8	2	-	-	10
Kayla Green	6	-	-	-	6
Aly Manzo	3	-	-	-	3
Haydi Bugarin	3	-	-	-	3
Nicole Duncan	2	-	-	-	2
Maggie Hicks	1	-	-	-	1
Ryan Jackson	1	-	-	-	1
Keely Edwards	1	-	-	-	1
TEAM	67	19	3	0	89

Multiple RBI Games	2	3	4	5+	Total
Ashley Diaz	9	4	2	-	15
Katie Warrick	8	3	-	-	11
Danielle Gibson	3	3	-	2	8
Kayla Green	5	1	1	-	7
Hannah McEwen	3	3	-	-	6
Haydi Bugarin	1	3	-	-	4
Sydney Parr	2	1	-	-	3
Keely Edwards	1	1	-	-	2
Maggie Hicks	1	-	1	-	2
Linnie Malkin	2	-	-	-	2
Nicole Duncan	-	1	-	-	1
Ryan Jackson	-	1	-	-	1
Sydney Benz	1	-	-	-	1
TEAM	36	21	4	2	63

Hitting Streaks	Longest	Current
Hannah McEwen	14	1
Katie Warrick	12	1
Ashley Diaz	9	-
Maggie Hicks	9	2
Danielle Gibson	8	-
Sydney Parr	6	1
Aly Manzo	6	-
Ryan Jackson	3	-
Linnie Malkin	3	-
Kayla Green	3	-
Haydi Bugarin	3	1
Nicole Duncan	3	-
Keely Edwards	2	-
Taylor Greene	1	-
Sydney Benz	1	1
Sam Torres	1	-

Reached Base Streaks	Longest	Current
Hannah McEwen	26	1
Nicole Duncan	15	-
Katie Warrick	15	1
Ashley Diaz	14	-
Haydi Bugarin	11	1
Kayla Green	11	7
Maggie Hicks	9	2
Danielle Gibson	9	-
Sydney Parr	8	1
Aly Manzo	6	-
Ryan Jackson	6	-
Keely Edwards	4	-
Linnie Malkin	3	-
Taylor Greene	3	-
Sam Torres	1	-
Sydney Benz	1	1

Season Statistics (Overall)

Arkansas Razorback Softball
Overall Statistics for Arkansas (as of Feb 04, 2020)
(All games Sorted by Batting avg)

Record: 38-20 Home: 25-6 Away: 6-10 Neutral: 7-4 Conference: 12-12

Player	avg	gp-gs	ab	r	h	2b	3b	hr	rbi	tb	slg%	bb	hp	so	gdp	ob%	sf	sh	sb-att	po	a	e	fld%
Hannah McEwen	.386	58-58	189	43	73	12	1	2	26	93	.492	18	7	12	0	.452	3	0	0-0	54	2	6	.903
Ashley Diaz	.372	58-57	172	21	64	10	0	10	48	104	.605	22	0	18	2	.434	4	1	1-1	321	4	3	.991
Danielle Gibson	.349	55-55	172	33	60	12	1	12	45	110	.640	13	2	25	1	.397	2	0	0-0	70	7	2	.975
Sydney Parr	.326	51-50	135	32	44	1	1	0	14	47	.348	12	3	13	0	.391	1	1	5-6	62	2	4	.941
Katie Warrick	.318	58-58	173	26	55	11	0	10	37	96	.555	19	3	20	3	.389	3	0	1-1	22	0	2	.917
Linnie Malkin	.293	36-5	41	2	12	3	0	1	9	18	.439	6	1	14	1	.396	0	0	0-0	0	1	1	.500
Maggie Hicks	.283	27-23	53	12	15	1	0	1	11	19	.358	2	1	9	0	.305	3	1	2-3	29	42	8	.899
Aly Manzo	.264	34-11	53	7	14	3	1	1	4	22	.415	3	0	10	0	.304	0	3	0-0	14	23	5	.881
Kayla Green	.214	55-55	140	13	30	8	0	5	25	53	.379	24	11	42	4	.367	2	2	1-1	334	20	8	.978
Ryan Jackson	.212	28-7	33	5	7	1	1	0	4	10	.303	1	4	11	0	.316	0	0	0-0	4	0	0	1.000
Haydi Bugarin	.194	56-53	124	22	24	6	0	5	16	45	.363	13	4	30	1	.291	0	4	2-2	58	122	18	.909
Sydney Benz	.182	18-1	11	4	2	1	0	0	3	3	.273	1	0	5	0	.231	1	0	0-0	0	2	1	.667
Nicole Duncan	.165	55-52	109	22	18	3	0	3	14	30	.275	19	17	44	2	.370	1	3	0-0	71	86	13	.924
Keely Edwards	.163	49-25	43	17	7	2	0	0	6	9	.209	2	0	18	0	.196	1	4	0-0	28	59	8	.916
Sam Torres	.154	41-4	13	12	2	0	0	0	0	2	.154	0	0	2	0	.154	0	1	1-1	18	0	1	.947
Taylor Greene	.042	19-8	24	2	1	0	0	0	1	1	.042	7	3	12	0	.314	1	1	0-0	38	6	0	1.000

Carley Haizlip	.000	33-0	1	11	0	0	0	0	0	0	.000	0	0	0	0	.000	0	0	0-0	0	0	0	.000
Lauren Graves	.000	1-0	1	0	0	0	0	0	0	0	.000	0	0	1	0	.000	0	0	0-0	0	1	0	1.000
Totals	.288	58	1487	284	428	74	5	50	263	662	.445	162	56	286	14	.374	22	21	13-15	1126	440	87	.947
Opponents	.220	58	1480	183	326	48	3	28	152	464	.314	73	43	362	5	.276	5	24	12-22	1085	323	47	.968

LOB - Team (379), Opp (316). DPs turned - Team (6), Opp (18). IBB - Team (0), Opp (5).

(All games Sorted by Earned run avg)

Player	era	w-l	app	gs	cg	sho	sv	ip	h	r	er	bb	so	2b	3b	hr	b/avg	wp	hp	bks	sfa	sha
Autumn Storms	1.63	20-9	43	32	15	4/1	2	201.2	189	96	47	29	172	28	2	10	.228	15	12	0	1	9
Mary Haff	1.88	18-11	41	26	11	7/0	5	160.1	112	63	43	32	180	19	1	14	.190	9	29	0	2	14
Lauren Graves	8.81	0-0	6	0	0	0/1	0	10.1	20	20	13	12	9	1	0	2	.400	6	0	0	1	1
Katie Warrick	9.33	0-0	3	0	0	0/0	0	3.0	5	4	4	0	1	0	0	2	.385	0	2	0	1	0
Totals	2.00	38-20	58	58	26	12/1	7	375.1	326	183	107	73	362	48	3	28	.220	30	43	0	5	24
Opponents	4.57	20-38	58	58	23	4/0	5	361.2	428	284	236	162	286	74	5	50	.288	20	56	0	22	21

PB - Team (9), Green 8, Greene 1, Opp (15). SBA/ATT - Green (8-17), Storms (9-15), Haff (3-6), Greene (2-3), Duncan (2-2), Graves (0-1).

2019 Conference Stats

Arkansas Razorback Softball
Conference statistics for Arkansas (as of Feb 04, 2020)
(Conference games only Sorted by Batting avg)

Record: 12-12 Home: 9-3 Away: 3-9 Conference: 12-12

Player	avg	gp-gs	ab	r	h	2b	3b	hr	rbi	tb	slg%	bb	hp	so	gdp	ob%	sf	sh	sb-att	po	a	e	fld%
Hannah McEwen	.429	24-24	77	14	33	3	0	0	8	36	.468	8	2	7	0	.489	1	0	0-0	30	2	3	.914
Ashley Diaz	.302	24-24	63	6	19	2	0	6	22	39	.619	13	0	10	0	.410	2	0	0-0	143	0	1	.993
Danielle Gibson	.299	21-21	67	8	20	2	0	5	15	37	.552	4	0	15	1	.333	1	0	0-0	23	0	0	1.000
Katie Warrick	.274	24-24	73	6	20	4	0	4	11	36	.493	6	1	12	2	.338	0	0	0-0	11	0	1	.917
Linnie Malkin	.273	18-2	22	1	6	0	0	1	4	9	.409	0	0	11	0	.273	0	0	0-0	0	1	1	.500
Sydney Parr	.250	21-21	56	6	14	0	1	0	3	16	.286	4	0	7	0	.300	0	0	0-1	32	2	2	.944
Kayla Green	.170	22-22	53	4	9	2	0	2	4	17	.321	9	4	17	2	.333	0	1	0-0	104	7	4	.965
Aly Manzo	.160	15-6	25	3	4	1	0	1	1	8	.320	2	0	6	0	.222	0	1	0-0	4	15	4	.826
Haydi Bugarin	.132	22-20	38	3	5	1	0	0	1	6	.158	6	0	9	0	.250	0	1	0-0	27	45	4	.947
Keely Edwards	.115	23-15	26	7	3	0	0	0	2	3	.115	0	0	13	0	.115	0	1	0-0	17	36	6	.898
Nicole Duncan	.089	24-24	45	8	4	1	0	1	3	8	.178	9	10	25	1	.359	0	1	0-0	23	49	5	.935
Taylor Greene	.000	12-7	19	1	0	0	0	0	0	0	.000	5	2	10	0	.259	1	1	0-0	26	5	0	1.000

Ryan Jackson	.333	12-0	6	1	2	1	0	0	3	3	.500	0	1	3	0	.429	0	0	0-0	0	0	0	.000
Sam Torres	.143	21-3	7	7	1	0	0	0	0	1	.143	0	0	1	0	.143	0	1	0-0	13	0	1	.929
Maggie Hicks	.000	7-3	6	2	0	0	0	0	0	0	.000	0	0	1	0	.000	0	0	0-0	2	8	3	.769
Sydney Benz	.000	5-0	3	1	0	0	0	0	0	0	.000	0	0	2	0	.000	0	0	0-0	0	0	0	.000
Carley Haizlip	.000	11-0	0	2	0	0	0	0	0	0	.000	0	0	0	0	.000	0	0	0-0	0	0	0	.000
Totals	.239	24	586	80	140	17	1	20	77	219	.374	66	20	149	6	.334	5	7	0-1	456	193	39	.943
Opponents	.240	24	617	99	148	21	2	15	84	218	.353	40	28	114	2	.314	3	8	3-7	457	130	9	.985

LOB - Team (147), Opp (141). DPs turned - Team (2), Opp (7). IBB - Team (0), Opp (5).

(Conference games only Sorted by Earned run avg)

Player	era	w-l	app	gs	cg	sho	sv	ip	h	r	er	bb	so	2b	3b	hr	b/avg	wp	hp	bk	sfa	sha
Autumn Storms	1.60	8-6	18	13	6	2/0	0	87.2	77	45	20	20	57	13	1	3	.217	8	7	0	1	3
Mary Haff	2.88	4-6	18	11	3	2/0	2	56.0	49	31	23	13	53	7	1	8	.226	5	19	0	0	4
Katie Warrick	9.33	0-0	3	0	0	0/0	0	3.0	5	4	4	0	1	0	0	2	.385	0	2	0	1	0
Lauren Graves	17.06	0-0	3	0	0	0/0	0	5.1	17	19	13	7	3	1	0	2	.531	4	0	0	1	1
Totals	2.76	12-12	24	24	9	4/0	2	152.0	148	99	60	40	114	21	2	15	.240	17	28	0	3	8
Opponents	2.99	12-12	24	24	10	3/0	4	152.1	140	80	65	66	149	17	1	20	.239	9	20	0	5	7

PB - Team (6), Green 5, Greene 1, Opp (4). SBA/ATT - Storms (3-6), Green (1-5), Greene (2-2), Haff (0-1).

2019 Team Game-by-Game


Arkansas Razorback Softball
Team Game-by-Game for Arkansas (as of Feb 04, 2020)
Batting (All games)

Date	Opponent	ab	r	h	rbi	2b	3b	hr	tb	bb	ibb	sb	cs	hbp	sac	sf	gdp	k	po	a	e	lob	avg
Feb 08	vs Campbell	29	7	7	5	2	1	0	11	5	0	1	0	1	0	1	0	5	21	14	5	8	.241
Feb 08	at McNeese	30	6	9	6	2	0	2	17	1	0	0	0	1	0	0	0	3	21	3	1	5	.271
Feb 09	vs Samford	24	6	7	6	1	0	1	11	3	0	1	0	2	1	0	0	3	21	14	2	6	.277
Feb 09	vs Lipscomb	22	5	6	5	2	0	0	8	5	0	0	0	1	1	0	0	2	21	4	0	6	.276
Feb 10	vs Campbell	26	8	9	8	0	0	1	12	2	0	2	0	1	0	1	0	8	18	0	0	5	.290
Feb 14	vs North Dakota State	27	7	9	6	1	0	1	13	4	0	0	0	3	0	1	0	3	21	11	4	9	.297
Feb 14	vs Washington	33	2	10	2	2	0	0	12	2	0	0	0	1	0	0	0	5	19	4	2	13	.298
2/15/19	vs Northern Colorado	22	11	15	11	6	0	1	24	0	0	1	0	2	0	2	0	0	15	6	0	3	.338
02/16/19	vs Sacramento State	34	8	9	5	2	0	1	14	2	0	4	0	1	0	0	0	7	21	6	1	8	.328
Feb 21	SOUTHEAST MISSOURI	29	7	10	7	1	0	2	17	3	0	0	0	0	0	1	0	4	21	7	1	8	.330
Feb 22	SOUTHEAST MISSOURI	27	1	7	1	0	0	0	7	5	0	0	0	1	0	0	1	2	21	7	1	11	.323
Feb 22	SIUE	25	2	8	2	2	0	0	10	0	0	0	1	1	2	0	0	3	21	11	1	6	.323
Feb 23	DRAKE	23	1	3	1	1	0	0	4	2	0	0	0	2	1	1	0	11	21	11	3	7	.311
Feb 23	SIUE	26	15	15	14	2	2	4	33	4	0	0	0	0	0	2	0	2	15	4	0	5	.329
Feb 24	IUPUI	22	10	9	8	2	1	1	16	1	0	0	0	1	0	0	0	2	15	8	3	2	.333
Feb 28	OMAHA	21	2	6	2	1	0	0	7	4	0	0	0	1	1	1	0	5	21	0	1	8	.331
Feb 28	NSU	28	8	10	7	1	0	1	14	5	0	1	0	2	1	0	0	5	21	10	0	10	.333
Mar 01	OMAHA	18	9	8	9	1	0	3	18	4	0	0	0	1	1	0	1	0	15	5	0	3	.337
Mar 01	NEVADA	30	9	10	9	4	0	0	14	5	0	1	0	2	0	0	1	5	21	6	1	10	.337
Mar 02	BOSTON	26	4	8	4	2	0	1	13	1	0	0	0	0	0	0	1	5	21	1	1	5	.335
Mar 02	BOSTON	31	12	14	12	5	0	1	22	1	0	0	0	0	0	2	0	9	21	5	3	4	.342
*Mar 09	at Ole Miss	32	10	10	9	1	0	2	17	6	0	0	0	1	0	0	0	7	21	10	1	8	.340
*Mar 10	at Ole Miss	17	0	2	0	0	0	0	2	1	0	0	0	1	0	0	0	7	12	5	4	4	.334
*Mar 11	at Ole Miss	25	2	4	2	0	0	0	4	1	0	0	0	1	0	0	1	8	18	10	3	4	.327
Mar 13	TULSA	24	1	4	1	0	0	0	4	3	0	0	0	1	2	0	0	5	21	6	0	8	.321
*Mar 15	SOUTH CAROLINA	23	3	6	3	3	0	1	12	4	0	0	0	0	1	1	0	4	21	8	1	8	.319
*Mar 16	SOUTH CAROLINA	24	7	6	7	0	0	2	12	2	0	0	0	0	0	0	0	8	21	12	0	1	.317
*Mar 17	SOUTH CAROLINA	28	6	8	6	0	0	1	11	5	0	0	0	4	0	0	1	7	21	9	3	10	.315
*Mar 22	at Tennessee	25	4	5	4	1	0	1	9	3	0	0	0	1	0	1	0	13	18	11	1	5	.312
*Mar 23	at Tennessee	24	1	3	1	0	0	1	6	2	0	0	0	2	0	0	0	12	21	2	1	6	.306
*Mar 24	at Tennessee	24	2	5	2	1	1	0	8	3	0	0	0	0	0	1	0	7	18	4	2	5	.303
Mar 26	at UT Arlington	30	4	9	4	2	0	1	14	3	0	0	0	2	0	0	0	6	21	14	2	10	.303
Mar 26	at UT Arlington	30	4	9	3	0	0	2	15	4	0	0	0	1	0	0	0	2	18	9	2	10	.303
*Mar 29	KENTUCKY	22	1	4	1	0	0	1	7	2	0	0	0	1	0	0	0	9	21	11	2	6	.300
*Mar 30	KENTUCKY	20	2	5	2	1	0	0	6	3	0	0	0	0	0	0	0	4	15	5	4	6	.299
*Mar 31	KENTUCKY	24	3	5	3	1	0	1	9	6	0	0	0	0	1	0	0	5	21	14	0	9	.296
Apr 03	at Missouri State	26	2	3	0	0	0	0	3	3	0	0	0	1	0	0	0	4	21	8	1	7	.291
*Apr 05	at Florida	23	0	3	0	0	0	0	3	0	0	0	0	1	0	0	1	7	18	10	2	3	.287
*Apr 06	at Florida	17	0	3	0	0	0	0	3	2	0	0	0	0	0	0	0	6	12	4	0	4	.286
*Apr 07	at Florida	23	1	2	1	1	0	1	6	1	0	0	0	2	0	0	0	8	18	10	2	4	.281
Apr 10	WICHITA STATE	26	9	12	7	4	0	0	16	3	0	0	0	1	1	2	0	3	18	11	0	7	.286
Apr 10	WICHITA STATE	22	4	4	4	1	0	1	8	5	0	0	0	1	1	0	0	4	21	7	2	7	.283
Apr 13	FURMAN	46	6	12	5	3	0	1	18	2	0	1	0	1	2	2	0	4	36	9	0	12	.282
Apr 14	FURMAN	24	11	12	9	2	0	0	14	5	0	0	0	2	0	0	0	1	15	9	1	8	.287
Apr 14	FURMAN	24	9	12	9	2	0	1	17	3	0	1	0	1	0	0	1	1	15	2	1	6	.292
Apr 16	UAPB	22	10	10	10	3	0	2	19	1	0	0	0	0	0	1	1	0	15	5	0	2	.295
*Apr 18	LSU	25	8	9	8	1	0	3	19	3	0	0	0	1	2	1	0	1	21	8	1	6	.296
*Apr 19	LSU	24	11	12	11	0	0	2	18	3	0	0	0	2	0	0	0	3	15	9	2	6	.300
*Apr 20	LSU	21	1	2	1	0	0	0	2	4	0	0	1	0	0	1	0	5	21	3	1	4	.296
*Apr 27	at Texas A&M	25	1	7	1	0	0	0	7	3	0	0	0	0	1	0	2	5	18	11	1	7	.296
*Apr 28	at Texas A&M	33	3	7	3	2	0	1	12	0	0	0	0	1	0	0	1	9	24	5	0	7	.294
*Apr 29	at Texas A&M	28	1	8	1	0	0	0	8	4	0	0	0	0	0	0	0	6	18	6	2	10	.294
*May 03	AUBURN	24	1	7	1	1	0	1	11	1	0	0	0	1	1	0	0	3	21	8	3	8	.294
*May 04	AUBURN	28	7	9	6	2	0	0	11	2	0	0	0	1	0	0	0	2	21	7	1	6	.294
*May 05	AUBURN	27	5	8	4	2	0	2	16	5	0	0	0	0	1	0	0	3	21	11	2	10	.294
May 09	vs Georgia	23	1	2	1	0	0	1	5	2	0	0	0	1	0	0	0	7	18	8	1	4	.291
May 16	vs Tulsa	26	0	5	0	0	0	0	5	2	0	0	0	0	0	0	0	9	21	11	5	7	.289
May 17	vs BYU	25	3	5	3	0	0	1	8	1	0	0	0	0	0	0	2	2	18	11	3	2	.288
Totals		1487	284	428	263	74	5	50	662	162	0	13	2	56	21	22	14	286	1126	440	87	379	.288

2020 Home Run Tracker

#	Date	Player	Opponent	Site	# of Runs	Inning	Lineup Spot	Game Result
---	------	--------	----------	------	-----------	--------	-------------	-------------

! – back-to-back | * – pinch hitter | # go ahead | \$ game winner



Game by Game Starters | by Position

DATE	OPPONENT	SP	C	1B	2B	3B	SS	LF	CF	RF	DP
F7	UTEP!										
F7	BRADLEY										
F8	BRADLEY										
F8	NEW MEXICO STATE										
F9	NEBRASKA										
F14	MEMPHIS										
F14	FGCU										
F15	FURMAN										
F15	UIC										
F16	FGCU										
F20	BOSTON										
F21	SOUTH DAKOTA STATE^										
F21	MARIST										
F22	BOSTON										
F22	MONTANA										
F23	MARIST										
F27	BAYLOR										
F28	VILLANOVA										
F28	KENT STATE										
F29	FLORIDA STATE										
F29	VILLANOVA										
M1	KENT STATE										
M6	ALABAMA										
M7	ALABAMA										
M8	ALABAMA										
M10	KANSAS G1										
M10	KANSAS G2										
M13	GEORGIA										
M14	GEORGIA										
M15	GEORGIA										
M17	MISSOURI STATE										
M20	MISSOURI										
M21	MISSOURI										
M22	MISSOURI										
M25	WICHITA STATE										
M27	NORTH TEXAS										
M28	NORTH TEXAS G1										
M28	NORTH TEXAS G2										
M31	KANSAS CITY										
A1	TULSA										
A3	TEXAS A&M										
A4	TEXAS A&M										
A5	TEXAS A&M										
A9	MISSISSIPPI STATE										
A10	MISSISSIPPI STATE										
A11	MISSISSIPPI STATE										
A18	FLORIDA										
A19	FLORIDA										
A20	FLORIDA										
A24	KENTUCKY										
A25	KENTUCKY										
A26	KENTUCKY										
M1	TENNESSEE										
M2	TENNESSEE										
M3	TENNESSEE										

Game by Game Starters by Lineup											
DATE	OPPONENT	1	2	3	4	5	6	7	8	9	FX
F7	UTEP!										
F7	BRADLEY										
F8	BRADLEY										
F8	NEW MEXICO STATE										
F9	NEBRASKA										
F14	MEMPHIS										
F14	FGCU										
F15	FURMAN										
F15	UIC										
F16	FGCU										
F20	BOSTON										
F21	SOUTH DAKOTA STATE^										
F21	MARIST										
F22	BOSTON										
F22	MONTANA										
F23	MARIST										
F27	BAYLOR										
F28	VILLANOVA										
F28	KENT STATE										
F29	FLORIDA STATE										
F29	VILLANOVA										
M1	KENT STATE										
M6	ALABAMA										
M7	ALABAMA										
M8	ALABAMA										
M10	KANSAS G1										
M10	KANSAS G2										
M13	GEORGIA										
M14	GEORGIA										
M15	GEORGIA										
M17	MISSOURI STATE										
M20	MISSOURI										
M21	MISSOURI										
M22	MISSOURI										
M25	WICHITA STATE										
M27	NORTH TEXAS										
M28	NORTH TEXAS G1										
M28	NORTH TEXAS G2										
M31	KANSAS CITY										
A1	TULSA										
A3	TEXAS A&M										
A4	TEXAS A&M										
A5	TEXAS A&M										
A9	MISSISSIPPI STATE										
A10	MISSISSIPPI STATE										
A11	MISSISSIPPI STATE										
A18	FLORIDA										
A19	FLORIDA										
A20	FLORIDA										
A24	KENTUCKY										
A25	KENTUCKY										
A26	KENTUCKY										
M1	TENNESSEE										
M2	TENNESSEE										
M3	TENNESSEE										

#1 Ryan Jackson

Senior | OF | 5-6 | R/R | Chino Hills, Calif. (Bethune-Cookman)

Season Highs

Hits
RBI
Runs
Walks
AB

Year	Avg	GP	GS	AB	R	H	2B	3B	HR	RBI	BB	SO	SB	ATT
2019	.212	28	7	33	5	7	1	1	0	4	1	10	--	--
2020	--	--	--	--	--	--	--	--	--	--	--	--	--	--
TOTAL	.212	28	7	33	5	7	1	1	0	4	1	10	-	-

Career Highs

Hits2 vs Lipscomb Feb. 9, 2019
RBI3 vs Auburn May 4, 2019
Runs1 ⁵ vs Furman April 13, 2019
Walks1 vs NDSU Feb. 14, 2019
AB3 ⁶ at UT Arlington March 26, 2019

#2 Valeria Ventura

Redshirt-Freshman | INF | 5-6 | R/R | Oxnard, Calif. (Rio Mesa HS)

Season Highs

Hits
RBI
Runs
Walks
AB

Year	Avg	GP	GS	AB	R	H	2B	3B	HR	RBI	BB	SO	SB	ATT
2020	--	--	--	--	--	--	--	--	--	--	--	--	--	--
TOTAL	-	-	-	-	-	-	-	-	-	-	-	-	-	-

Career Highs

Hits
RBI
Runs
Walks
AB

#3 Larissa Cesena

Redshirt-Freshman | INF/OF | 5-7 | L/R | Riverside, Calif. (MLK HS)

Season Highs

Hits
RBI
Runs
Walks
AB

Year	Avg	GP	GS	AB	R	H	2B	3B	HR	RBI	BB	SO	SB	ATT
2020	--	--	--	--	--	--	--	--	--	--	--	--	--	--
TOTAL	-	-	-	-	-	-	-	-	-	-	-	-	-	-

Career Highs

Hits
RBI
Runs
Walks
AB

#7 Sydney Parr

Senior | OF | 5-7 | L/R | North Little Rock, Ark. (North Little Rock)

Season Highs

Hits
RBI
Runs
Walks
AB

Year	Avg	GP	GS	AB	R	H	2B	3B	HR	RBI	BB	SO	SB	ATT
2017	.000	36	0	0	10	0	0	0	0	0	2	0	1	1
2018	.275	45	15	40	15	11	1	1	0	5	5	4	4	4
2019	.326	51	50	135	32	4	1	1	0	14	12	13	5	6
2020	--	--	--	--	--	--	--	--	--	--	--	--	--	--
TOTAL	.314	132	65	175	57	55	2	2	0	19	19	17	10	11

Career Highs

Hits3 ² vs Wichita State April 10, 2019
RBI3 vs Nevada March 1, 2019
Runs3 vs Nevada March 1, 2019
Walks2 ² at Texas A&M April 29, 2019
AB5 vs Furman April 13, 2019

#11 Taylor Greene

Sophomore | C | 5-2 | R/R | Milton, Ga. (Cambridge HS)

Season Highs

Hits
RBI
Runs
Walks
AB

Year	Avg	GP	GS	AB	R	H	2B	3B	HR	RBI	BB	SO	SB	ATT
2019	.042	19	8	24	2	1	0	0	0	1	7	12	0	0
2020	--	--	--	--	--	--	--	--	--	--	--	--	--	--
TOTAL	.042	19	8	24	2	1	0	0	0	1	7	12	0	0

Career Highs

Hits1 vs Tulsa March 13, 2019
RBI1 vs Tulsa March 13, 2019
Runs1 ² vs South Carolina March 17, 2019
Walks2 at Tennessee March 22, 2019
AB3 ³ vs South Carolina March 15, 2019

#13 Kayla Green

Junior | C | 5-9 | R/R | Temecula, Calif. (Great Oak HS)

Season Highs

Hits
 RBI
 Runs
 Walks
 AB

Career Highs

Hits 2¹⁵ vs Furman | April 14, 2019
 RBI 4² vs NSU | Feb. 28, 2019
 Runs 2³ vs Mississippi State | March 31, 2018
 Walks 2⁵ vs Auburn | May 5, 2019
 AB 4²¹ at Texas A&M | April 28, 2019

Year	Avg	GP	GS	AB	R	H	2B	3B	HR	RBI	BB	SO	SB	ATT
2018	.237	58	58	152	20	36	12	1	6	26	14	30	0	0
2019	.214	55	55	140	13	30	8	0	5	25	24	42	1	1
2020	--	--	--	--	--	--	--	--	--	--	--	--	--	--
TOTAL	.226	113	113	292	33	66	20	1	11	51	38	72	1	1

#16 Keely Huffine (Edwards)

Senior | INF | 5-6 | R/R | Milton, Ga. (Cambridge HS)

Season Highs

Hits
 RBI
 Runs
 Walks
 AB

Career Highs

Hits 2 vs #9 LSU | April 19, 2019
 RBI 3 vs Furman | April 14, 2019
 Runs 2 vs #9 LSU | April 19, 2019
 Walks 1² vs Furman | April 14, 2019
 AB 3³ vs #9 LSU | April 19, 2019

Year	Avg	GP	GS	AB	R	H	2B	3B	HR	RBI	BB	SO	SB	ATT
2017		1	0	0	0	0	0	0	0	0	0	0	0	0
2018		37	0	0	16	0	0	0	0	0	0	0	0	0
2019	.163	49	25	43	17	7	2	0	0	6	2	18	0	0
2020	--	--	--	--	--	--	--	--	--	--	--	--	--	--
TOTAL	.163	87	25	43	33	7	2	0	0	6	2	18	0	0

#21 Lauren Graves

Senior | INF | 5-6 | R/R | Milton, Ga. (Cambridge HS)

Season Highs

Hits
 RBI
 Runs
 Walks
 AB

Career Highs

Hits
 RBI
 Runs
 Walks
 AB

Year	Avg	GP	GS	AB	R	H	2B	3B	HR	RBI	BB	SO	SB	ATT
2019	.000	7	--	1	--	--	--	--	--	--	--	1	0	0
2020	--	--	--	--	--	--	--	--	--	--	--	--	--	--
TOTAL	.000	7	--	1	--	--	--	--	--	--	--	1	0	0

#22 Linnie Malkin

Junior | INF | 5-11 | R/R | Broomfield, Colo. (Broomfield)

Season Highs

Hits
 RBI
 Runs
 Walks
 AB

Career Highs

Hits 2³ vs McNeese | Feb. 25, 2018
 RBI 3 vs Grand Canyon | Feb. 17, 2018
 Runs 2³ vs Delaware | Feb. 24, 2018
 Walks 2² vs NSU | Feb. 28, 2019
 AB 4 vs Marist | Feb. 23, 2018

Year	Avg	GP	GS	AB	R	H	2B	3B	HR	RBI	BB	SO	SB	ATT
2018	.279	23	14	43	8	12	2	0	3	8	10	12	--	--
2019	.293	36	5	41	2	12	3	0	1	9	6	14	--	--
2020	--	--	--	--	--	--	--	--	--	--	--	--	--	--
TOTAL	.286	59	19	84	10	24	5	0	4	17	16	26	--	--

#23 Hannah McEwen

Junior | OF | 5-7 | L/R | San Diego, Calif. (Patrick Henry HS)

Season Highs

Hits
 RBI
 Runs
 Walks
 AB

Year	Avg	GP	GS	AB	R	H	2B	3B	HR	RBI	BB	SO	SB	ATT
2018	.339	59	59	189	45	64	8	1	12	57	22	13	-	-
2019	.386	58	58	189	43	73	12	1	2	26	18	12	-	-
2020	--	--	--	--	--	--	--	--	--	--	--	--	--	--
TOTAL	.362	117	117	378	88	137	20	2	14	83	40	25	-	-

Career Highs

Hits.....4² vs #9 LSU | April 19, 2019
 RBI.....5 vs Marist | Feb. 23, 2018
 Runs.....3² vs UAPB | April 16, 2019
 Walks.....3 vs #20 Mississippi State | April 1, 2018
 AB.....6 vs Furman | April 13, 2019

#24 Nicole Duncan

Junior | C | -7 | R/R | Centralia, Mo. (Centralia HS)

Season Highs

Hits
 RBI
 Runs
 Walks
 AB

Year	Avg	GP	GS	AB	R	H	2B	3B	HR	RBI	BB	SO	SB	ATT
2018	.000	6	0	1	1	0	-	-	-	-	-	-	-	-
2019	.167	55	52	109	22	18	3	0	3	14	19	44	0	0
2020	--	--	--	--	--	--	--	--	--	--	--	--	--	--
TOTAL	.165	61	52	110	23	18	3	0	3	14	19	44	0	0

Career Highs

Hits.....2² vs Southeast Missouri | Feb. 22, 2019
 RBI.....3 vs Boston | March 2, 2019
 Runs.....2 vs Omaha | Feb. 28, 2019
 Walks.....2⁴ vs Furman | April 14, 2019
 AB.....4² vs Furman | April 13, 2019

#25 Braxton Burnside

Junior | INF | 5-6 | R/R | Paragould, Ark. (Missouri)

Season Highs

Hits
 RBI
 Runs
 Walks
 AB

Year	Avg	GP	GS	AB	R	H	2B	3B	HR	RBI	BB	SO	SB	ATT
2020	--	--	--	--	--	--	--	--	--	--	--	--	--	--
TOTAL	-	-	-	-	-	-	-	-	-	-	-	-	-	-

Career Highs

Hits
 RBI
 Runs
 Walks
 AB

#27 Paloma Usquiano

Freshman | INF | 5-5 | R/R | Downey, Calif. (Lutheran HS)

Season Highs

Hits
 RBI
 Runs
 Walks
 AB

Year	Avg	GP	GS	AB	R	H	2B	3B	HR	RBI	BB	SO	SB	ATT
2020	--	--	--	--	--	--	--	--	--	--	--	--	--	--
TOTAL	-	-	-	-	-	-	-	-	-	-	-	-	-	-

Career Highs

Hits
 RBI
 Runs
 Walks
 AB

#28 Rylin Hedgcock

Freshman | RHP/OF | 5-9 | R/R | Valdosta, Ga. (Lowndes HS)

Season Highs

Hits

RBI

Runs

Walks

AB

Career Highs

Hits

RBI

Runs

Walks

AB

Year	Avg	GP	GS	AB	R	H	2B	3B	HR	RBI	BB	SO	SB	ATT
2020	--	--	--	--	--	--	--	--	--	--	--	--	--	--
TOTAL	-	-	-	-	-	-	-	-	-	-	-	-	-	-

#41 Danielle Gibson

Junior | INF | 6-0 | R/R | Murrieta, Calif. (Arizona State)

Season Highs

Hits

RBI

Runs

Walks

AB

Career Highs

Hits 4 vs SIUE | Feb 23, 2019

RBI 10 vs SIUE | Feb 23, 2019

Runs 4 vs SIUE | Feb 23, 2019

Walks 2³ vs Furman | April 14, 2019

AB 5 vs Furman | April 13, 2019

Year	Avg	GP	GS	AB	R	H	2B	3B	HR	RBI	BB	SO	SB	ATT
2019	.349	55	55	172	33	60	12	1	12	45	13	25	0	0
TOTAL	.349	55	55	172	33	60	12	1	12	45	13	25	0	0

#42 Sam Torres

Sophomore | OF | 5-2 | L/L | Temecula, Calif. (Chaparral HS)

Season Highs

Hits

RBI

Runs

Walks

AB

Career Highs

Hits 1² vs Auburn | May 5, 2019

RBI

Runs 1¹² vs Auburn | May 4, 2019

Walks

AB 3 vs Auburn | May 5, 2019

Year	Avg	GP	GS	AB	R	H	2B	3B	HR	RBI	BB	SO	SB	ATT
2019	.154	41	4	13	12	2	0	0	0	0	0	2	1	1
TOTAL	.355	41	4	13	12	2	0	0	0	0	0	2	1	1

#66 Aly Manzo

Senior | INF | 5-7 | L/R | Roseville, Calif. (Roseville)

Season Highs

Hits

RBI

Runs

Walks

AB

Career Highs

Hits 2⁷ vs South Carolina | March 17, 2019

RBI 3 vs Saint Francis | March 16, 2018

Runs 2 vs Nevada | March 1, 2019

Walks 1¹⁰ vs Wichita State | April 10, 2019

AB 4⁶ vs South Carolina | March 17, 2019

Year	Avg	GP	GS	AB	R	H	2B	3B	HR	RBI	BB	SO	SB	ATT
2017	.000	2	0	1	1	0	0	0	0	0	0	1	0	0
2018	.273	28	16	55	7	15	3	1	1	7	7	3	1	1
2019	.264	34	11	53	7	14	3	1	1	4	3	10	0	0
TOTAL	.266	64	24	109	15	29	6	2	2	11	10	14	1	1

#99 Audrie LaValley

Sophomore | INF | 5-6 | R/L | Choctaw, Okla. (Oklahoma University)

Season Highs

Hits

RBI

Runs

Walks

AB

Career Highs

Hits

RBI

Runs

Walks

AB

Year	Avg	GP	GS	AB	R	H	2B	3B	HR	RBI	BB	SO	SB	ATT
2020	--	--	--	--	--	--	--	--	--	--	--	--	--	--
TOTAL	-	-	-	-	-	-	-	-	-	-	-	-	-	-

#4 Mary Haff

Junior | RHP | 5-10 | R/R | Winter Haven, Fla. (Lake Region HS)

Season Highs

Innings _____
 Strikeouts _____
 Walks _____
 Runs Allowed _____
 No. of Pitches _____

Career Highs

Innings _____ 8.0² at Texas A&M | April 28, 2019
 Strikeouts _____ 16 vs Furman | April 13, 2019
 Walks _____ 4 vs Northern Colorado | March 2, 2018
 Runs Allowed _____ 7 (3 ER) at UT Arlington | March 26, 2019
 No. of Pitches _____ 132 vs #20 Mississippi State | March 30, 2018

Year	ERA	W	L	App	GS	CG	SHO	CBO	SV	IP	H	R	ER	BB	SO
2018	1.51	29	7	45	31	19	11	1	2	213.1	118	53	46	44	249
2019	1.88	18	11	41	26	11	7	0	5	160.1	112	63	43	32	180
2020	-	-	-	-	-	-	-	-	-	-	-	-	-	-	-
TOTAL	1.67	47	18	86	57	30	18	1	7	373.2	230	116	89	76	429

#9 Autumn Storms

Senior | RHP | 5-10 | R/R | Temecula, Calif. (Greak Oak HS)

Season Highs

Innings _____
 Strikeouts _____
 Walks _____
 Runs Allowed _____
 No. of Pitches _____

Career Highs

Innings _____ 8.1 at #9 Alabama | March 12, 2017
 Strikeouts _____ 13 vs Southeast Missouri | Feb 16, 2019
 Walks _____ 5 at #9 Alabama | March 12, 2017
 Runs Allowed _____ 7 (1 ER) vs South Carolina | March 17, 2019
 No. of Pitches _____ 159 at #9 Alabama | March 12, 2017

Year	ERA	W	L	App	GS	CG	SHO	CBO	SV	IP	H	R	ER	BB	SO
2017	2.28	16	15	38	33	13	1	3	2	172.0	174	81	56	35	96
2018	2.67	12	10	37	27	6	3	1	2	152.1	161	74	58	33	113
2019	1.63	20	9	43	32	15	4	1	2	201.2	190	96	47	29	172
2020	-	-	-	-	-	-	-	-	-	-	-	-	-	-	-
TOTAL	2.14	48	34	118	92	34	8	5	6	526.0	525	251	161	97	381

#21 Lauren Graves

Senior | RHP | 5-8 | R/R | White Hall, Ark. (Maryland)

Season Highs

Innings _____
 Strikeouts _____
 Walks _____
 Runs Allowed _____
 No. of Pitches _____

Career Highs

Innings _____ 2.1 vs Kentucky | March 30, 2019
 Strikeouts _____ 4 vs UAPB | April 16, 2019
 Walks _____ 3 at Florida | April 6, 2019
 Runs Allowed _____ 10 vs Kentucky | March 30, 2019
 No. of Pitches _____ 56 vs Kentucky | March 30, 2019

Year	ERA	W	L	App	GS	CG	SHO	CBO	SV	IP	H	R	ER	BB	SO
2019	8.81	-	-	6	0	0	-	-	-	10.1	20	20	13	12	9
2020	-	-	-	-	-	-	-	-	-	-	-	-	-	-	-
TOTAL	8.81	-	-	6	0	0	-	-	-	10.1	20	20	13	12	9

#28 Rylin Hedgecock

Freshman | RHP/OF | 5-9 | R/R | Valdosta, Ga. (Lowndes HS)

Season Highs

Innings _____
 Strikeouts _____
 Walks _____
 Runs Allowed _____
 No. of Pitches _____

Career Highs

Innings _____
 Strikeouts _____
 Walks _____
 Runs Allowed _____
 No. of Pitches _____

Year	ERA	W	L	App	GS	CG	SHO	CBO	SV	IP	H	R	ER	BB	SO
2020	-	-	-	-	-	-	-	-	-	-	-	-	-	-	-
TOTAL	-	-	-	-	-	-	-	-	-	-	-	-	-	-	-

#72 Jenna Bloom

Freshman | RHP | 5-10 | R/R/ | Huntington Beach, Calif. (Edison HS)

Season Highs

Innings _____
 Strikeouts _____
 Walks _____
 Runs Allowed _____
 No. of Pitches _____

Career Highs

Innings _____
 Strikeouts _____
 Walks _____
 Runs Allowed _____
 No. of Pitches _____

Year	ERA	W	L	App	GS	CG	SHO	CBO	SV	IP	H	R	ER	BB	SO
2020	-	-	-	-	-	-	-	-	-	-	-	-	-	-	-
TOTAL	-	-	-	-	-	-	-	-	-	-	-	-	-	-	-





1 RYAN JACKSON
SR | OF | 5-6 | R/R
Chino Hills, Calif.



2 VALERIE VENTURA
R-FR | INF | 5-6 | R/R
Oxnard, Calif.



3 LARISSA CESENA
R-FR | INF | 5-7 | L/R
Riverside, Calif.



4 MARY HAFF
JR | RHP | 5-10 | R/R
Winter Haven, Fla.



7 SYDNEY PARR
SR | OF | 5-7 | L/R
North Little Rock, Ark.




9 AUTUMN STORMS
SR | RHP | 5-10 | R/R
Temecula, Calif.



11 TAYLOR GREENE
SO | C | 5-2 | R/R
Milton, Ga.



13 KAYLA GREEN
JR | C | 5-9 | R/R
Temecula, Calif.



16 KEELY HUFFINE
SR | INF | 5-6 | R/R
Harrisburg, Ark.



21 LAUREN GRAVES
SR | RHP | 5-8 | R/R
White Hall, Ark.




22 LINNIE MALKIN
JR | INF | 5-11 | R/R
Broomfield, Colo.



23 HANNAH MCEWEN
JR | OF | 5-7 | L/R
San Diego, Calif.



24 NICOLE DUNCAN
JR | INF/C | 5-7 | R/R
Centralia, Mo.



25 BRAXTON BURNSIDE
JR | INF | 5-6 | R/R
Paragould, Ark.



27 PALOMA USQUIANO
FR | INF | 5-5 | R/R
Downey, Calif.



28 RYLIN HEDGECK
FR | RHP/INF | 5-9 | R/R
Valdosta, Ga.



41 DANIELLE GIBSON
JR | INF | 6-0 | L/R
Murrieta, Calif.



42 SAM TORRES
SO | OF | 5-2 | L/L
Temecula, Calif.



66 ALY MANZO
SR | INF | 5-7 | L/R
Roseville, Calif.



72 JENNA BLOOM
FR | RHP | 5-10 | R/R
Huntington Beach, Calif.



99 AUDRIE LAVALLEY
SO | INF | 5-6 | R/L
Choctaw, Okla.



COURTNEY DEIFEL
HEAD COACH
Fifth Season
California '03



YOLANDA MCRAE
ASST. COACH
Fifth Season
Georgia '04



MATT MEUCHEL
ASST. COACH
Fourth Season
Arizona State '00



ANNIE SMITH
VOLUNTEER COACH
First Season
Grinnell College '95



PAIGE WILLIAMS
DIR. OF OPERATIONS
Fifth Season
North Carolina '13



NICOLE DEWEITT
GRAD. MANAGER
Second Season
Florida '18



TAYLOR MCQUILLIN
GRAD. ASST.
First Season
Arizona '19

Student Managers Not Pictured | Parker Staggs, Baylee Andrews, Cate Decker, Rachel Longmate