FLORIDA™
MEN'S BASKETBALL

Florida (16-9/8-4 SEC) vs. Arkansas (16-9/4-8 SEC)

Exactech Arena at the Stephen C. O'Connell Center | 10,151
Gainesville, Fla. | Game 26 | Feb. 18, 2020 | 7 p.m.

HEAD COACHES

Mike White
105-62 | 5th season at UF
206-102 | 9th season overall

Eric Musselman
16-9 | 1st season at Arkansas
126-43 | 5th season overall

MATCHUP BASICS

All-Time Series: 25-12
Home: 13-2
Series under White: 7-1
Home/White: 3-0
Last Meeting:
W, 66-50, 2/15/20
SEC Tournament (Nashville)

BROADCAST INFO

Radio: Gators Sports Network
SiriusXM: XM 382 | Internet 972
Play-by-Play: Mick Hubert
Analyst: Lee Humphrey

TV: ESPNU
Streaming: ESPN App
Play-by-Play: Roy Philpott
Analyst: Dane Bradshaw

NUMBERS OF NOTE

.514

Noah Locke's .514 3-point percentage in conference play is the best among major conference players and 4th among all players nationally.

105

Mike White led the Gators to their 105th win of his tenure on Saturday, making him Florida's 4th-winningest coach of all time as he passed Lon Kruger's 104 wins over 6 seasons.

8

Keyontae Johnson has scored double figures in 8 straight games, doubling his previous best stretch. Johnson is averaging 14.8 points per game during this streak.

FLORIDA PROJECTED STARTERS

#	Name	Pos.	Ht.	Wt.	Cl.	Min.	Pts.	Reb.	Misc.
11	Keyontae Johnson	F	6-5	231	So.	30.2	13.2	6.8	.529 fg%
24	Kerry Blackshear Jr.	F	6-10	241	Gr.	27.9	13.6	7.7	1.7 ast
2	Andrew Nembhard	G	6-5	193	So.	32.8	11.7	2.8	5.5 ast
10	Noah Locke	G	6-3	207	So.	30.0	10.8	2.6	2.6 3fg
23	Scottie Lewis	G	6-5	185	Fr.	28.2	8.1	4.0	1.3 blk

OPPONENT PROJECTED STARTERS

#	Name	Pos.	Ht.	Wt.	Cl.	Min.	Pts.	Reb.	Misc.
2	Adrio Bailey	F	6-6	217	Sr.	23.8	6.6	4.5	1.5 blk
35	Reggie Chaney	F	6-8	222	So.	17.1	5.1	4.1	.687 fg%
3	Desi Sills	G	6-1	196	So.	31.2	10.1	2.9	1.3 ast
15	Mason Jones	G	6-5	200	Jr.	33.4	20.8	6.0	3.3 ast
33	Jimmy Whitt Jr.	G	6-3	175	Gr.	37.2	14.6	4.8	1.7 ast

THE SETUP

- Florida and Arkansas square off in their only meeting of the regular season, with the Gators coming in winners of 2 straight and 4 of their last 5. Noah Locke caught fire in last week's contests, shooting 11-for-18 from 3-point range in the wins vs. Texas A&M and Vanderbilt.
- UF has won 13 straight at home against Arkansas, with the last loss coming in 1995. The Gators have had success against the Razorbacks under Mike White, posting a 7-1 mark with the only loss coming in the 2018 SEC Tournament.
- Florida defeated Eric Musselman's Nevada team in the first round of last season's NCAA Tournament, earning a 70-61 victory behind Kevarrius Hayes' 16 points and Keyontae Johnson's double-double (10p/10r).

2019-20 AT A GLANCE

- Florida played the toughest non-conference slate of any SEC team for the 4th time in 5 years under Mike White, according to KenPom (3rd in 2017-18).
- The Gators put together a 22-point comeback win vs. Georgia, tied for the largest in school history (1993 at South Carolina). Florida trailed 52-30 with under 17 minutes to play in the game then reeled off a 39-7 run.
- Florida's win vs. #4 Auburn marked the 22nd victory vs. an AP top 5 team in program history. Omar Payne made all 9 field goal attempts on his way to 19 points and 11 rebounds. He became the 2nd SEC player in the 2000s to post 9+ makes without a miss in a conference game, joining Andrew Nembhard, who went 9-for-9 at Alabama last season.
- The Gators earned their 100th win under Mike White on Jan. 15 vs. Ole Miss, White's alma mater. White made it to 100 wins in the 2nd-fewest games of any coach in UF history (158), just 4 games behind the pace set by future Hall of Famer Billy Donovan (154). He is the 5th coach in UF history to reach 100 wins.
- In Florida's remarkable 21-point comeback win vs. Alabama, Kerry Blackshear Jr. (24p/16r), Scottie Lewis (15p/10r) and Keyontae Johnson (10p/12r) became the first trio of Gators to post double-doubles in the same game since Corey Brewer, Joakim Noah and Al Horford did so on Dec. 18, 2005, vs. Jacksonville. Lewis earned SEC Freshman of the Week honors for his effort.
- Florida earned a dominant 83-51 win vs. Providence in Brooklyn, led by Keyontae Johnson's double-double with 19 points and 10 rebounds.
- The Gators' first ranked win of the season came vs. #18 Xavier in the Charleston Classic championship game, led by 15 points from Keyontae Johnson and Andrew Nembhard, 14 points and 10 rebounds from Kerry Blackshear and 13 by Noah Locke.
- Keyontae Johnson earned SEC Player of the Week honors, the first conference honor of his career, following his Charleston Classic MVP performance, averaging 16.3 points and 8.0 rebounds at the event.
- The Gators' Charleston Classic title was their first holiday tournment championship since 2009. Florida shot .407 (24-for-59) from long range at the event, including 10-for-19 in the semifinal win vs. Miami.
- Florida is 1 of 10 teams in the nation that has advanced in each of the past 3 NCAA Tournaments. The Gators' 3 straight NCAA Tournament bids is the 3rd-longest streak in Florida history.

OCTOBER

29	Lynn University (Exh.)	SEC +	W	89-71

NOVEMBER

5	North Florida	SEC Net.	W	74-59
10	Florida State	ESPN	L	51-63
14	Towson	ESPN2	W	66-60
17	at UConn	ESPN	L	59-62
21	vs. Saint Joseph's	ESPN2	W	70-62
22	vs. Miami	ESPN2	W	78-58
24	vs. #18/21 Xavier	ESPN	W	70-65
29	Marshall	SEC Net.	W	73-67

DECEMBER

7	at #24 Butler	FOX	L	62-76
17	vs. Providence	ESPN2	W	83-51
21	vs. Utah State	FS1	L	62-65
28	Long Beach State	SEC Net.	W	102-63

JANUARY

4	Alabama	ESPN2	W/2OT	104-98
7	at South Carolina	ESPNU	W	81-68
11	at Missouri	SEC Net.	L	75-91
14	Ole Miss	ESPN2	W	71-55
18	#4 Auburn	CBS	W	69-47
21	at LSU	SEC Net.	L	82-84
25	#1/2 Baylor	ESPN	L	61-72
28	Mississippi State	ESPN2	L	71-78

FEBRUARY

1	at Vanderbilt	SEC Net.	W	61-55
5	Georgia	ESPNU	W	81-75
8	at Ole Miss	ESPN2	L	51-68
12	at Texas A&M	SEC Net.	W	78-61
15	Vanderbilt	SEC Net.	W	84-66
18	Arkansas	ESPNU		7 p.m.
22	at Kentucky	ESPN		6 p.m.
26	LSU	ESPN2		9 p.m.
29	at Tennessee	ESPN/2		2 p.m.

MARCH

4	at Georgia	ESPN2/U	7 p.m.
7	Kentucky	CBS	1 p.m.
11-15	SEC Tournament		

Contact: Denver Parler | denverp@gators.ufl.edu
Office: 352-692-6195 | Cell: 352-318-3493

#0 QUES GLOVER

Guard
Freshman
Knoxville, Tenn.
5-11 | 176

Led the Gators with 14 points in the win vs. Marshall, following a breakout game vs. Miami, scoring 11 points on 5-for-6 from the field with 2 assists...Also had 9 points in the Charleston Classic championship win vs. Xavier...Speedy point guard with great bounce and outstanding range who brings toughness and winning experience to the Gators' backcourt.

Year	GP	GS	Min	Avg	FG	FGA	Pct	3FG	3A	Pct	FT	FTA	Pct	OR	DR	Tot	Avg	PF	FO	Ast	TO	Blk	Stl	Pts	Avg
2019-20	25	0	344	13.8	50	114	.439	9	38	.237	15	27	.556	6	23	29	1.2	28	0	17	37	2	4	124	5.0



#1 TRE MANN

Guard
Freshman
Gainesville, Fla.
6-4 | 172

Had a major hand in Florida's 22-point comeback win vs. Georgia, scoring all 11 of his points in the 2nd half...Scored 13 points and grabbed 4 rebounds in the Gators' win vs. Providence...Started in his Florida debut, the third freshman under Mike White to do so...Combo guard with range and the ability to facilitate.

Year	GP	GS	Min	Avg	FG	FGA	Pct	3FG	3A	Pct	FT	FTA	Pct	OR	DR	Tot	Avg	PF	FO	Ast	TO	Blk	Stl	Pts	Avg
2019-20	23	4	406	17.7	41	123	.333	16	65	.246	19	28	.679	5	40	45	2.0	46	0	17	24	2	16	117	5.1



#2 ANDREW NEMBHARD

Guard
Sophomore
Aurora, Ont., Canada
6-5 | 193

Has posted 4 games with 20+ points...Rang up a career-best 25 points in 2 of the Gators' largest comebacks ever, including 15 after the 5:00 mark in the 2nd half vs. Alabama (21-point comeback) and 14 in the final 7:00 vs. Georgia (22-point comeback)...Has posted 2 double-doubles, both on the road (SC, LSU), the 1st Gator with multiple points/assists double-doubles in a season since Nick Calathes in 2008-09...Dished 13 assists in the win vs. Long Beach State.

Year	GP	GS	Min	Avg	FG	FGA	Pct	3FG	3A	Pct	FT	FTA	Pct	OR	DR	Tot	Avg	PF	FO	Ast	TO	Blk	Stl	Pts	Avg
2019-20	25	25	821	32.8	110	251	.438	27	90	.300	45	57	.789	3	68	71	2.8	39	0	138	67	1	28	292	11.7
TOTAL	61	61	2004	32.9	216	507	.426	62	191	.325	87	112	.777	9	165	174	2.9	101	0	332	142	3	72	581	9.5

#5 OMAR PAYNE

Forward
Freshman
Kissimmee, Fla.
6-10 | 223

Posted his 1st double-double in the win vs. #4 Auburn with 19 points & 11 rebounds...Earned his 1st career start vs. Long Beach State and responded with 11 points and 9 boards...Had 9 boards in 12 minutes at South Carolina, providing valuable minutes off the bench...Grabbed 9 rebounds in the win vs. Saint Joseph's...Boasts a 7'5.5 wingspan, combined with great hands to make him a reliable finisher around the rim.

Year	GP	GS	Min	Avg	FG	FGA	Pct	3FG	3A	Pct	FT	FTA	Pct	OR	DR	Tot	Avg	PF	FO	Ast	TO	Blk	Stl	Pts	Avg
2019-20	25	7	408	16.3	48	76	.632	0	0	.000	12	33	.364	51	51	102	4.1	61	1	7	17	29	7	108	4.3

#10 NOAH LOCKE

Guard
Sophomore
Baltimore, Md.
6-3 | 207

Has an active 23-game 3-pointer streak, tied for 8th-longest in UF history...Has hit 4 or more 3-pointers in 7 of the last 14 games...Posted 21 points at Texas A&M...Scored 18 in the comeback win vs. Alabama...Had a 15-game streak with multiple 3-pointers (11/14-1/21), the longest such streak in UF history (Brett Nelson, 12, 2000-01)...Notched his 1st double-double against LBSU with 16 points and a career-high 10 rebounds...Shot 8-for-16 from 3-point range in the Charleston Classic.

Year	GP	GS	Min	Avg	FG	FGA	Pct	3FG	3A	Pct	FT	FTA	Pct	OR	DR	Tot	Avg	PF	FO	Ast	TO	Blk	Stl	Pts	Avg
2019-20	25	23	748	29.9	93	220	.423	66	151	.437	17	25	.680	4	62	66	2.6	22	0	19	17	1	18	269	10.8
TOTAL	61	49	1661	27.2	206	521	.395	147	365	.403	48	65	.738	26	122	148	2.4	70	0	40	30	1	34	607	10.0

#11 KEYONTAE JOHNSON

Forward
Sophomore
Norfolk, Va.
6-5 | 231

Has 5 double-doubles this season, 9 in his career...Among the SEC's FG% leaders...One of 5 Gators to post a 10p/10r/5a line under Mike White, doing so at Texas A&M...Scored 13 of his 15 points in the 2nd half in the Gators' record-tying 22-point comeback vs. Georgia...Had 19 points and 10 rebounds in the victory vs. Providence...Earned Charleston Classic MVP honors, averaging 16.8 points and 8.0 rebounds in leading the Gators to the championship.

Year	GP	GS	Min	Avg	FG	FGA	Pct	3FG	3A	Pct	FT	FTA	Pct	OR	DR	Tot	Avg	PF	FO	Ast	TO	Blk	Stl	Pts	Avg
2019-20	25	25	757	30.3	128	242	.529	24	61	.393	51	65	.785	46	125	171	6.8	71	0	37	43	6	28	331	13.2
TOTAL	61	45	1612	26.4	239	478	.500	47	124	.379	96	135	.711	114	286	400	6.6	155	2	82	91	18	66	621	10.2

#21 DONTAY BASSETT

Forward
Sophomore
Oakland, Calif.
6-9 | 236

Hard-playing, tough post reserve who brings experience and physicality...Contributed 6 points and 7 rebounds in the win vs. Marshall...Scored his career high 14 points last season vs. Oklahoma, including a pair of 3-pointers...Tough big man who loves to draw charges.

Year	GP	GS	Min	Avg	FG	FGA	Pct	3FG	3A	Pct	FT	FTA	Pct	OR	DR	Tot	Avg	PF	FO	Ast	TO	Blk	Stl	Pts	Avg
2019-20	13	0	94	7.2	6	14	.429	0	2	.000	4	8	.500	11	15	26	2.0	18	0	2	4	7	3	16	1.2
TOTAL	73	3	668	9.2	56	116	.483	4	17	.235	39	62	.629	72	75	147	2.0	126	2	15	28	32	19	155	2.1

#23 SCOTTIE LEWIS

Guard
Freshman
Hazlet, N.J.
6-5 | 185

UF's leader in steals and blocked shots...Earned his first double-double with 15 points and 10 rebounds in the comeback win vs. Alabama...Scored a career-high 17 vs. Mississippi State, including 10 in the first 4 minutes...Stuffed the box score with 13 points, 8 rebounds, 3 blocks and 2 steals in the win vs. Miami...Had a streak of 25 straight made free throws, the longest by a Gator over the past 2 seasons.

Year	GP	GS	Min	Avg	FG	FGA	Pct	3FG	3A	Pct	FT	FTA	Pct	OR	DR	Tot	Avg	PF	FO	Ast	TO	Blk	Stl	Pts	Avg
2019-20	24	16	675	28.1	60	146	.411	17	49	.347	57	69	.826	24	71	95	4.0	55	0	14	30	32	29	194	8.1

#24 KERRY BLACKSHEAR

Forward
Graduate Student
Orlando, Fla.
6-10 | 241

Has scored 20+ points 6 times this season...Has 8 double-doubles, including 24 points and 16 rebounds in the comeback win vs. Alabama...Had 11 points & 16 boards in the win vs. #4 Auburn...Named to the Charleston Classic All-Tournament Team, notching double-doubles in the semifinals (20/11 vs. Miami) and the championship game (14/10 vs. #18 Xavier)...Scored 1,152 points and 616 rebounds in 103 appearances at VT.

Year	GP	GS	Min	Avg	FG	FGA	Pct	3FG	3A	Pct	FT	FTA	Pct	OR	DR	Tot	Avg	PF	FO	Ast	TO	Blk	Stl	Pts	Avg
2019-20	25	25	699	28.0	93	211	.441	21	67	.313	133	167	.796	60	132	192	7.7	77	3	43	38	16	16	340	13.6
All*	128	97	3249	25.4	499	972	.513	61	196	.311	433	593	.730	283	525	808	6.3	390	21	186	186	89	83	1492	11.7

#33 JASON JITOBOH

Center
Freshman
Abuja, Nigeria
6-11 | 300

After finding playing time hard to come by throughout January, Jitoboh has seen action in every game in February...Scored a personal-best 5 points vs. Long Beach State...A rim protector with fantastic size and feel for the game...Has a soft touch around the basket and is a solid passer in the post...Helped Hamilton Heights (Chattanooga, Tenn.) to a 34-4 record and a Top 25 national finish.

Year	GP	GS	Min	Avg	FG	FGA	Pct	3FG	3A	Pct	FT	FTA	Pct	OR	DR	Tot	Avg	PF	FO	Ast	TO	Blk	Stl	Pts	Avg
2019-20	15	0	85	5.7	10	20	.500	0	0	.000	7	15	.467	10	7	17	1.1	16	0	0	4	3	0	27	1.8

NOTE: All* line includes stats at previous school. TOTAL line is UF only.

MATCHUP

ABOUT THE OPPONENT

- Arkansas is in its first season under Eric Musselman, whose Nevada team the Gators defeated in the first round of last season's NCAA Tournament. The Razorbacks put together a 12-1 non-conference mark, highlighted by road wins at Indiana and Georgia Tech and a home victory vs. Tulsa.
- Mason Jones leads the team in scoring (20.8 points per game), rebounding (6.0) and assists (79). Jones takes more the 8 free throws per game, where he connects at an .827 clip.
- Though Arkansas has lost 4 in a row, 2 have been in overtime and Saturday's loss vs. Mississippi State came at the buzzer. That streak has also coincided with the loss of Isaiah Joe, who averages 16.0 points per game and has hit 72 3-pointers this season.
- Jimmy Whitt Jr. also scores in double figures at 14.6 per game, along with Desi Sills' 10.1 average.

OPPONENT'S LAST 5 GAMES

Feb. 1	at Alabama	W	82-78
Feb. 4	Auburn	L/OT	76-79
Feb. 8	at Missouri	L/OT	79-83
Feb. 11	at Tennessee	L	61-82
Feb. 15	Mississippi State	L	77-78

OPPONENT'S NEXT 5 GAMES

Feb. 22	Missouri
Feb. 26	Tennessee
Feb. 29	at Georgia
March 4	LSU
March 7	at Texas A&M

SERIES UNDER WHITE (7-1)

Feb. 3, 2016	H	W	87-83
March 10, 2016	SEC	W	68-61
Dec. 29, 2016	A	W	81-72
March 1, 2017	H	W	78-65
Jan. 17, 2018	H	W	88-73
March 9, 2018	SEC	L	72-80
Jan. 9, 2019	A	W	57-51
March 14, 2019	SEC	W	66-50

Category	Florida	Advantage	Opponent
Scoring Offense	72.8	>	74.4
Scoring Defense	66.8	<	67.2
Scoring Margin	+6.0	>	+7.2
Field Goal Pct.	.450	<	.437
Field Goal Pct. Def.	.413	<	.417
3-Pt. FG Pct.	.344	<	.317
3-Pt. FG Pct. Def.	.322	>	.253
3-Pt. FG Made	7.2	<	7.1
3-Pt. FG Allowed	6.6	>	4.6
Free Throw Pct.	.725	>	.727
Free Throws Made	14.4	>	16.8
Rebounds	35.9	<	32.4
Opp. Rebounds	32.6	<	38.7
Rebounding Margin	+3.4	<	-6.4
Assists	11.8	<	11.7
Turnovers	12.0	<	12.1
Opp. Turnovers	13.3	>	16.8
Turnover Margin	+1.3	>	+4.8
Assist/TO Ratio	1.0	=	1.0
Steals	6.0	>	8.6
Blocked Shots	4.0	<	3.9

LAST MEETING: FLORIDA 66, ARKANSAS 50

Official Basketball Box Score -- Game Totals -- Final Statistics
Arkansas vs Florida
3/14/19 12:02 PM CT at Bridgestone Arena, Nashville, Tennessee

Arkansas 50 • 17-15; 8-10 SEC

##	Player		Total FG-FGA	3-Ptr FG-FGA	FT-FTA	Rebounds Off	Def	Tot	PF	TP	A	TO	Blk	Stl	Min
10	GAFFORD, Daniel	f	6-9	0-0	3-5	2	4	6	2	15	0	1	1	0	33
22	OSABUOHIEN, Gabe	f	0-4	0-2	2-2	1	2	3	2	2	0	1	0	1	26
00	SILLS, Desi	g	1-2	1-1	3-4	1	0	1	5	6	1	2	0	1	21
01	JOE, Isaiah	g	3-11	2-9	4-5	1	1	2	2	12	3	2	0	2	34
05	HARRIS, Jalen	g	1-6	0-1	0-0	1	3	4	1	2	5	5	0	3	37
02	BAILEY, Adrio		1-1	0-0	0-0	0	0	0	3	2	0	0	1	0	5
13	JONES, Mason		3-10	1-3	0-0	1	5	6	4	7	1	1	0	1	30
35	CHANEY, Reggie		2-3	0-0	0-0	1	2	3	2	4	1	1	1	1	14
	Team					1	0	1							
	Totals		17-46	4-16	12-16	9	17	26	21	50	11	13	3	9	200

FG % 1st Half: 11-22 50.0% 2nd half: 6-24 25.0% Game: 17-46 37.0%
3FG % 1st Half: 3-10 30.0% 2nd half: 1-6 16.7% Game: 4-16 25.0%
FT % 1st Half: 3-5 60.0% 2nd half: 9-11 81.8% Game: 12-16 75.0%

Deadball Rebounds 1,1

Florida 66 • 18-14; 9-9 SEC

##	Player		Total FG-FGA	3-Ptr FG-FGA	FT-FTA	Rebounds Off	Def	Tot	PF	TP	A	TO	Blk	Stl	Min
11	Johnson, Keyontae	f	8-14	3-5	1-5	6	6	12	3	20	0	1	0	0	32
13	Hayes, Kevarrius	c	3-4	0-0	2-3	4	3	7	3	8	1	2	1	1	32
02	Nembhard, Andrew	g	1-6	1-3	3-4	1	3	4	1	6	8	1	0	2	38
03	Hudson, Jalen	g	1-5	1-4	4-4	0	6	6	4	7	0	4	0	1	23
05	Allen, KeVaughn	g	6-14	3-7	2-2	0	0	0	3	17	0	1	1	1	33
00	Okauru, Mike		0-1	0-0	0-0	0	1	1	1	0	0	0	0	0	5
10	Locke, Noah		1-9	0-3	0-0	3	1	4	1	2	1	1	0	3	24
15	Stokes, Isaiah		0-1	0-0	0-0	0	0	0	0	0	0	1	0	0	2
21	Bassett, Dontay		1-1	0-0	4-4	3	1	4	2	6	1	1	0	0	11
24	Ballard, Deaundrae		0-0	0-0	0-0	0	0	0	0	0	0	0	0	0	0+
	Team					2	1	3							
	Totals		21-55	8-22	16-22	19	22	41	18	66	11	12	2	8	200

FG % 1st Half: 12-32 37.5% 2nd half: 9-23 39.1% Game: 21-55 38.2%
3FG % 1st Half: 4-12 33.3% 2nd half: 4-10 40.0% Game: 8-22 36.4%
FT % 1st Half: 2-4 50.0% 2nd half: 14-18 77.8% Game: 16-22 72.7%

Deadball Rebounds 3,1

Officials: Todd Austin, Steven Anderson, Rob Rorke
Technical fouls: Arkansas-None. Florida-None.
Attendance:

Score by periods	1st	2nd	Total
Arkansas	28	22	**50**
Florida	30	36	**66**

Points	In Paint	Off T/O	2nd Chance	Fast Break	Bench
AR	22	10	6	4	13
UF	24	12	18	4	8

Last FG - AR 2nd-07:54, UF 2nd-00:39.
Largest lead - AR by 8 1st-11:05, UF by 16 2nd-00:39.
AR led for 10:46. UF led for 24:35. Game was tied for 04:39.

Score tied - 4 times.
Lead changed - 2 times.

STARTING LINEUPS

	1	2	3	4	5
North Florida	Nembhard	Mann	Locke	Johnson	Blackshear
Florida State	Nembhard	Mann	Locke	Johnson	Blackshear
Towson	Nembhard	Mann	Lewis	Johnson	Blackshear
at UConn	Nembhard	Mann	Lewis	Johnson	Blackshear
vs. Saint Joseph's	Nembhard	Locke	Lewis	Johnson	Blackshear
vs. Miami	Nembhard	Locke	Lewis	Johnson	Blackshear
vs. Xavier	Nembhard	Locke	Lewis	Johnson	Blackshear
Marshall	Nembhard	Locke	Lewis	Johnson	Blackshear
at Butler	Nembhard	Locke	Lewis	Johnson	Blackshear
vs. Providence	Nembhard	Locke	Lewis	Johnson	Blackshear
vs. Utah State	Nembhard	Locke	Lewis	Johnson	Blackshear
Long Beach State	Nembhard	Locke	Johnson	Blackshear	Payne
Alabama	Nembhard	Locke	Johnson	Blackshear	Payne
at South Carolina	Nembhard	Locke	Lewis	Johnson	Blackshear
at Missouri	Nembhard	Locke	Johnson	Blackshear	Payne
Ole Miss	Nembhard	Locke	Johnson	Blackshear	Payne
Auburn	Nembhard	Locke	Johnson	Blackshear	Payne
at LSU	Nembhard	Locke	Johnson	Blackshear	Payne
Baylor	Nembhard	Locke	Johnson	Blackshear	Payne
Mississippi State	Nembhard	Locke	Lewis	Johnson	Blackshear
at Vanderbilt	Nembhard	Locke	Lewis	Johnson	Blackshear
Georgia	Nembhard	Locke	Lewis	Johnson	Blackshear
at Ole Miss	Nembhard	Locke	Lewis	Johnson	Blackshear
at Texas A&M	Nembhard	Locke	Lewis	Johnson	Blacckshear
Vanderbilt	Nembhard	Locke	Lewis	Johnson	Blackshear
Arkansas					
at Kentucky					
LSU					
at Tennessee					
at Georgia					
Kentucky					

STAT LEADERS

Points	Rebounds	Assists	Steals	Blocks
20-Blackshear	10-Blackshear	4-Nembhard	2-Blackshear/Johnson	2-Payne
19-Johnson	13-Blackshear	3-Nembhard	2-Blackshear	3-Lewis
15-Lewis	13-Blackshear	9-Nembhard	1-3 tied	1-Blackshear
15-Blackshear	8-Blackshear	7-Nembhard	1-4 tied	2-Payne
22-Johnson	12-Johnson	3-Blackshear	2-Lewis	3-Payne
20-Blackshear	11-Blackshear	9-Nembhard	4-Nembhard	3-Lewis
15-Johnson/Nembhard	10-Blackshear	4-Nembhard	4-Locke	2-Blackshear
14-Glover	7-Bassett/Lewis	4-Nembhard	4-Lewis	3-Lewis
17-Blackshear	5-Blackshear/Locke	5-Nembhard	2-Nembhard	1-Locke
19-Johnson	10-Johnson	7-Nembhard	4-Johnson	2-Bassett
22-Blackshear	14-Blackshear	4-Nembhard	3-Lewis	2-Lewis
21-Blackshear/Johnson	10-Locke	13-Nembhard	3-Nembhard	1-Bassett/Payne
25-Nembhard	16-Blackshear	4-Johnson/Nembhard	2-Payne	3-Lewis
21-Nembhard	9-Lewis/Payne	10-Nembhard	3-Nembhard	1-3 tied
22-Blackshear	5-Johnson	4-Nembhard	2-Lewis	3-Johnson
15-Johnson	9-Blackshear	6-Nembhard	3-Johnson	2-Lewis
19-Payne	16-Blackshear	5-Nembhard	2-Johnson	2-Lewis
16-Johnson/Locke	9-Johnson	10-Nembhard	1-5 tied	2-Payne
20-Johnson	5-Johnson	8-Nembhard	2-Blackshear	3-Payne
17-Lewis	7-Blackshear	3-Locke/Nembhard	3-Lewis	2-Payne
20-Johnson	7-Blackshear/Johnson	4-Nembhard	2-Johnson	2-Blackshear
25-Nembhard	9-Lewis	3-Nembhard	2-Nembhard	1-Lewis
16-Johnson	10-Johnson	3-Blackshear/Nembhard	2-Lewis	2-Blackshear
24-Nembhard	10-Johnson	6-Johnson	1-3 tied	1-Jitoboh/Payne
19-Locke	6-Johnson/Payne	5-Blackshear	3-Johnson	3-Payne

MISC. SCORING

UF/Opp.	Paint	Off T/O	2nd Ch.	Fastbreak	Bench
North Florida	38/14	26/3	19/13	9/7	20/8
Florida State	18/26	10/15	11/7	8/15	9/13
Towson	28/16	17/11	9/2	5/6	13/15
at UConn	30/22	13/2	5/9	7/8	12/9
vs. Saint Joseph's	28/38	12/15	8/15	4/6	10/15
vs. Miami	30/26	21/10	11/10	11/4	19/15
vs. Xavier	28/30	22/16	7/7	9/2	9/6
Marshall	36/34	18/13	14/6	5/7	25/13
at Butler	28/30	9/9	6/0	8/10	11/18
vs. Providence	38/26	17/8	13/19	4/4	30/22
vs. Utah State	26/22	16/9	21/7	0/5	6/18
Long Beach State	42/28	25/10	22/10	12/4	28/21
Alabama	40/34	18/15	21/14	13/8	23/29
at South Carolina	28/28	17/13	10/6	11/8	9/8
at Missouri	14/40	11/17	13/9	0/6	26/29
Ole Miss	44/18	26/13	10/11	2/6	16/9
Auburn	34/18	7/14	19/9	8/6	14/12
at LSU	32/50	9/19	10/11	22/12	13/10
Baylor	32/20	12/6	9/8	11/5	11/21
Mississippi State	30/30	11/14	9/12	8/6	16/12
at Vanderbilt	18/22	12/13	2/7	12/7	7/15
Georgia	34/32	23/18	12/7	5/22	18/12
at Ole Miss	24/22	7/16	6/2	2/8	4/2
at Texas A&M	22/22	13/16	18/11	4/3	6/8
Vanderbilt	32/22	24/15	11/6	7/10	25/8
Arkansas					
at Kentucky					
LSU					
at Tennessee					
at Georgia					
Kentucky					
Total	**754/670**	**385/321**	**296/218**	**191/181**	**380/348**
Per game	**30.2/26.8**	**15.4/12.8**	**11.8/8.7**	**7.6/7.2**	**15.2/13.9**

Notables
UF had 6 players make their debut...Blackshear posted 20/10...Florida rolled off a 16-0 1st half run.
Johnson shot 8/12 FG, but the rest of the team shot a combined 6/38...Blackshear double-double (10p/13r).
Game tied at 60 with 2:00 left & UF scored final 6 points...Towson had an 11-0 1st half run.
Nembhard scored all 14 of his points in the 2nd half...UF pulled within 1 several times in the final minutes.
UF hit 7 3-pointers in the 1st half, 0 in the 2nd...UF led by 18, but SJU got within 2 in the final minute.
After UM tied at 45, UF posted a 33-13 advantage over the final 15 minutes, including a 21-2 run.
UF shot .640 from the field in the 1st half (16/25) to lead by 10 at the break...Forced 18 Xavier turnovers.
Marshall led by 8 at halftime, but UF opened the 2nd half on an 8-0 run...UF overcame a 4/14 A/TO night.
UF led 21-16 in the 1st half, but Butler went on a 19-5 run over the final 7 minutes of the 1st half.
Providence shot 1/18 from 3, while UF went 8/18...UF limited the Friars to a 1/10 start from the field.
UF missed its 1st 14 FG attempts & had 2 separate 0/8 droughts in the 2nd half...Blackshear made 15/17 FT.
Florida opened the game on a 14-0 run...Locke had his 1st double-double & Payne made his 1st start.
UF overcame a 21-point deficit (46-25), including 8 down with 2:00 to play...3 Gators had double-doubles.
Nembhard and Johnson combined for 40 points...Nembhard's dagger 3 with 2:00 left put UF up by 9.
Mizzou shot 12/19 from 3, including 8/11 in the 1st half, outdoing UF's 10/23 night from 3-point range.
UF built an early 11-point lead, fell behind after a 16-2 Rebels run, but hit 9 straight FG to go up 12 at half.
AU started the game 1/16 from the field, ultimately going 14/55 (.255)...Payne's 1st double-double.
UF rallied from 10 down with 1:20 left, but Johnson's game-tying layup at the buzzer was waved off.
The Gators started 3/5 from 3, but then went 1/12, finishing 4/17...3rd straight season UF has faced AP #1.
UF shot 18/31 (.581) in the 1st half, but 8/27 (.296) in the 2nd, while MSU shot 14/23 (.609) in the 2nd.
Johnson & Locke combined for 12/19 FG (7/11 3FG) & 37 points, rest of team 10/35 FG (2/12 3FG) for 24 points.
UF rallied from 22 down with under 17 minutes to play, matching the largest comeback in school history.
The Gators had a tough 18/54 day from the field (5/23 from 3), while Tyree scored 23 & shot 4/6 from 3.
Florida hit 12 3-pointers...The Gators' 3 sophomores combined for 55 points on 21/36 FG (8/17 from 3).
UF jumped out to a 48-19 halftime lead & led by as many as 32...Locke shot 6/8 from 3-point range.

Notes and Charts

INDIVIDUAL HONORS

Kerry Blackshear
Charleston Classic All-Tournament Team
Lute Olson Award Mid-Season Watch List

Keyontae Johnson
Charleston Classic MVP
SEC Player of the Week (11/25/17)
Basketball Hall of Fame Invitational MVP

Scottie Lewis
SEC Freshman of the Week (1/6/20)

NEVER SAY DIE

- The Gators, who had not posted a 20-point comeback since a record-setting 22-point rally at South Carolina in 1993, have done so twice this season. Florida rallied from 21 down to beat Alabama in 2OT in the SEC opener, then matched the UF all-time record with a 22-point comeback vs. Georgia on Feb. 5.
- In both games, Andrew Nembhard was the driving force, scoring a career-best 25 in each contest. Against Alabama, 15 of his 25 came after the 5:00 mark in the 2nd half, and vs. Georgia he had 19 in the 2nd half, including 14 points over the final 7 minutes.
- The Alabama game also saw 3 Gators post a double-double for the 1st time since 2005. Blackshear posted 24 point & 16 rebounds, a number unmatched by a Gator in SEC action over the past 20 years. Scottie Lewis had 15 points and 10 rebounds for his 1st double-double. Keyontae Johnson added 10 point and 12 rebounds despite have 0 points and 1 rebound at halftime.

BLACKSHEAR GOES BIG

- Blackshear's 24-point, 16-rebound outing against Alabama is unmatched by any other Gator in SEC play since 1996. He is just the 10th SEC player to reach those marks in a conference game since 1996.

LOCKE'D IN

- Noah Locke hit a season-high 6 3-pointers in the home win vs. Vanderbilt and has an active 23-game streak with a made 3-pointer.
- Within that stretch, Locke had a 15-game streak with multiple 3-pointers made, topping Brett Nelson's UF record of 12 such games, set in 2000-01.

NO PAYNE, NO GAIN

- Omar Payne posted his 1st career double-double with 19 points and 11 rebounds in the win vs. #4 Auburn, shooting a perfect 9-for-9 from the field. Payne's 9 made field goals were not far behind Auburn's 14 as a team in the game.
- Payne and Andrew Nembhard are the only SEC players during the 2000s to make 9+ field goals without a miss in conference play. Nembhard had a 9-for-9 outing last season at Alabama.

STARTING EARLY

- Florida has started 3 different freshmen this season: Scottie Lewis, Tre Mann and Omar Payne. The Gators have started 3 different freshmen in 4 of 5 seasons under Mike White.
- Lewis and Mann started together for the 1st time in the Gators' win vs. Towson. The Gators have started multiple freshmen in a game at least once in each of the past 3 seasons.

FRESH FACES

- Florida entered the season with just 5 players who had played in a game for UF. The group entered the season with 212 total appearances and 86 combined games started with the Gators.

GATORS FACE A GAUNTLET

- Florida has 12 games against 2019 NCAA Tournament opponents, including 3 non-conference contests (Florida State, Utah State, Baylor). UF's schedule has rated among KenPom's top 20 toughest in each of Mike White's first 4 seasons with the Gators, and it figures to land there again in 2019-20.

2019-20 SEC RANKINGS

Category	Player	Stat	Rank
Scoring	Blackshear	13.6	19
Rebounds	Blackshear	7.7	4
	Johnson	6.8	11
Off. Rebounds	Blackshear	2.4	8
Def. Rebounds	Blackshear	5.3	5
	Johnson	5.0	8
FG Pct.	Johnson	.529	2
3-Pt. FG Pct.	Locke	.437	2
3-Pt. FG Made	Locke	2.6	3
FT Pct.	Lewis	.826	*
Assists	Nembhard	5.5	2
Steals	Lewis	1.2	^
Blocked Shots	Lewis	1.3	7
A/TO Ratio	Nembhard	2.1	1
Minutes	Nembhard	32.8	16

*Does not qualify for SEC rankings; ^Not among SEC leaders

POINT OF ATTACK

- Andrew Nembhard stepped his game to another level as the calendar turned to winter. He came back from holiday break to post a 13-assist performance, the most by a Gator since Nick Calathes had 13 in 2009.
- The sophomore point guard has 4 games with 20+ points in SEC play.
- Nembhard exploded offensively in the SEC opener vs. Alabama, scoring 25 in the comeback 2OT win, with 15 points coming after the 5:00 mark in the 2nd half. He repeated that performance with 25 in the rally vs. Georgia, including 14 over the final 7 minutes.
- He has also posted a pair of double-doubles at South Carolina and LSU, the first Gator with multiple points/assists double-doubles in a season since Nick Calathes.

FLORIDA RECORDS

Double-Doubles (single season)

White/Donovan Era (Since 1996)

1.	Al Horford	2006-07	16
2.	David Lee	2004-05	12
3.	Udonis Haslem	2001-02	11
4.	Marreese Speights	2007-08	10
	Matt Bonner	2000-01	10
6.	Al Horford	2005-06	9
7.	**Kerry Blackshear Jr.**	**2019-20**	**8**
	Dorian Finney-Smith	2015-16	8
	Joakim Noah	2006-07	8
	Udonis Haslem	2000-01	8

Consecutive Games with a 3-Pointer

1.	Michael Frazier	1/23/14-1/24/15	41
2.	Lee Humphrey	11/14/06-4/2/07	39
3.	Kenny Boynton	2/1/11-1/14/12	34
4.	Brett Nelson	12/2/00-12/2/01	33
5.	Craig Brown	1/24/93-1/18/94	29
6.	Anthony Roberson	11/27/04-3/18/05	28
7.	Anthony Roberson	12/22/03-11/23/04	24
8.	**Noah Locke**	**11/14/19-present**	***(Active)* 23**
	Dorian Finney-Smith	11/16/15-2/9/16	23
	Matt Walsh	12/20/03-3/14/04	23

Consecutive Games with Multiple 3-Pointers

1.	**Noah Locke**	**2019-20**	**15**
2.	Brett Nelson	2000-01	12
3.	Lee Humphrey	2006-07	11
	Brett Nelson	2001-02	11

2019-20 SEC STANDINGS

	SEC		Overall	
Kentucky	10-2	.833	20-5	.800
Auburn	9-3	.750	22-3	.880
LSU	9-3	.750	18-7	.720
FLORIDA	**8-4**	**.667**	**16-9**	**.640**
South Carolina	8-4	.667	16-9	.640
Mississippi State	7-5	.583	16-9	.640
Alabama	6-6	.500	14-11	.560
Tennessee	6-6	.500	14-11	.560
Texas A&M	6-6	.500	12-12	.500
Arkansas	4-8	.333	16-9	.640
Ole Miss	4-8	.333	13-12	.520
Missouri	4-8	.333	12-13	.480
Georgia	2-10	.167	12-13	.480
Vanderbilt	1-11	.083	9-16	.360

AP TOP 25

1. *Baylor (48)
2. Gonzaga (15)
3. Kansas (1)
4. San Diego State
5. Louisville
6. Dayton
7. Duke
8. *Florida State
9. Maryland
10. Seton Hall
11. *Auburn
12. *Kentucky
13. Penn State
14. West Virginia
15. Villanova
16. Colorado
17. Oregon
18. Marquette
19. *Butler
20. Houston
21. Iowa
22. Illinois
23. Creighton
24. Texas Tech
25. *LSU

COACHES TOP 25

1. *Baylor (19)
2. Gonzaga (13)
3. Kansas
4. San Diego State
5. Louisville
6. Dayton
7. Duke
8. *Florida State
9. Maryland
10. Seton Hall
11. *Auburn
12. *Kentucky
13. Penn State
14. West Virginia
15. Colorado
16. Villanova
17. Iowa
18. Oregon
19. Houston
20. *Butler
21. Creighton
22. Marquette
23. Illinois
24. Texas Tech
25. Michigan State

**2019-20 Florida Opponent*

FLORIDA IN THE POLLS & RATINGS

Date	AP	Coaches	NET	KenPom	Sagarin	BPI
Preseason	6	6	*	12	12	2
Nov. 11	15	*	*	19	123	5
Nov. 18	RV	RV	*	29	59	8
Nov. 25	24	25	*	23	27	8
Dec. 2	RV	RV	*	29	35	13
Dec. 9	RV	RV	*	32	38	21
Dec. 16	RV	-	78	38	44	23
Dec. 23	-	-	56	25	39	16
Dec. 30	RV	RV	58	24	38	13
Jan. 6	-	RV	52	29	32	18
Jan. 13	-	-	53	35	40	21
Jan. 20	RV	RV	39	25	22	16
Jan. 27	RV	-	37	36	28	19
Feb. 3	-	-	42	42	41	22
Feb. 10	-	-	45	47	49	32
Feb. 17			35	38	39	30

**No new ranking*

Head Coach Mike White

YEAR-BY-YEAR COACHING RECORD

Year	School	Overall		League		Postseason
2011-12	Louisiana Tech	18-16	.529	6-8	.429	
2012-13	Louisiana Tech	27-7	.794	16-2	.889	NIT 2nd Round (1-1)
2013-14	Louisiana Tech	29-8	.784	13-3	.813	NIT Quarterfinals (2-1)
2014-15	Louisiana Tech	27-9	.750	15-3	.833	NIT Quarterfinals (2-1)
2015-16	Florida	21-15	.583	9-9	.500	NIT Quarterfinals (2-1)
2016-17	Florida	27-9	.750	14-4	.778	NCAA Elite Eight (3-1)
2017-18	Florida	21-13	.618	11-7	.611	NCAA 2nd Round (1-1)
2018-19	Florida	20-16	.556	9-9	.500	NCAA Tournament (1-1)
2019-20	Florida	16-9	.640	8-4	.667	
Overall	**9th Year**	**206-102**	**.669**	**101-49**	**.673**	**7 postseasons (12-7)**
At UF	**5th Year**	**105-62**	**.629**	**51-33**	**.607**	**4 postseasons (7-4/5-3 NCAA)**

WHITE'S WIN-LOSS BREAKDOWN

	2019-20	Florida	Overall
Overall	**16-9**	**105-62**	**206-102**
Home	9-3	51-19	107-24
Away	3-5	27-28	61-57
Neutral	4-1	27-15	38-21
vs. Conference	**8-4**	**51-33**	**101-49**
vs. Conference Home	5-1	29-13	58-17
vs. Conference Away	3-3	22-20	43-32
vs. Non-Conference (Reg. Season)	**8-5**	**44-21**	**85-38**
vs. Non-Conference Home	4-2	22-6	47-7
vs. Non-Conference Away	0-2	3-7	13-21
vs. Non-Conference Neutral	4-1	19-8	25-10
Postseason Play	**0-0**	**10-8**	**20-15**
Conference Tournament	0-0	3-4	8-8
NCAA Tournament	0-0	5-3	5-3
NIT	0-0	2-1	7-4
vs. AP Top 25	1-1	14-25	14-26
vs. AP Top 15	0-0	6-14	6-15
vs. AP Top 10	0-0	3-10	3-11
vs. AP Top 5	1-0	1-5	1-5
vs. AP No. 1	0-1	0-4	0-4
Overtime	1-0	6-3	9-6
November	6-2	26-8	45-15
December	2-2	17-11	37-21
January	4-4	26-16	50-23
February	4-1	23-14	46-20
March	0-0	13-13	28-23
Sunday	1-2	5-6	11-9
Monday	0-0	3-1	10-3
Tuesday	4-2	21-13	29-15
Wednesday	2-0	17-9	26-15
Thursday	2-0	14-0	43-9
Friday	2-0	11-5	18-8
Saturday	5-5	34-28	70-43
Scoring 49 or fewer	0-0	0-1	0-2
Scoring 50-59	0-2	4-16	12-24
Scoring 60-69	3-3	15-25	33-44
Scoring 70-79	7-2	39-16	77-24
Scoring 80-89	4-1	31-2	55-6
Scoring 90-99	0-0	7-1	16-1
Scoring 100+	2-0	9-0	14-0
Allowing 49 or fewer	1-0	8-0	25-0
Allowing 50-59	5-0	25-3	-3
Allowing 60-69	8-3	45-19	77-25
Allowing 70-79	1-3	20-24	44-45
Allowing 80-89	0-1	4-13	7-24
Allowing 90-99	1-1	2-2	4-4
Allowing 100+	0-0	1-0	1-0

- With an NCAA Tournament bid in 2019 and another tournament victory, the Gators are one of 10 teams to win an NCAA game each of the past three seasons. White's five NCAA Tournament wins also ranks second in Florida history, surpassing Lon Kruger's four and trails only Billy Donovan's 35.
- In 2016-17, White was named SEC Coach of the Year, his third conference coach of the year honor, and was a semifinalist for the Naismith Men's College Coach of the Year.
- His 43 SEC wins through his first four seasons at UF rank second among active SEC coaches at the same period in their tenures.
- White earned his 100th win at Florida on Jan. 14, 2020, defeating his alma mater Ole Miss, 71-55. He's the 5th Florida coach to reach the milestone and did so in the 2nd-fewest games in program history.

FASTEST TO 100 WINS IN FLORIDA HISTORY

1.	Billy Donovan	1996-2001	5th season	154
2.	**Mike White**	**2015-2020**	**5th season**	**158**
3.	Sam McAllister	1937-24, 1946-49	9th season	170
4.	Lon Kruger	1990-96	6th season	172
5.	Norm Sloan	1960-66, 1980-83	9th season	180

WINS VS. RANKED OPPONENTS

- The Gators' 15 wins vs. ranked teams since 2015-16 is 3rd in the SEC during that time span.

Wins vs. Ranked Teams Since 2015-16

1.	Kentucky	21
2	Alabama	16
3.	**Florida**	**15**
4.	South Carolina	14
5.	Tennessee	11
6.	Texas A&M	9
7.	Arkansas	8
	Vanderbilt	8
9.	LSU	7
10.	Auburn	6
11.	Georgia	5
12.	Missouri	4
13.	Ole Miss	2
	Mississippi State	2

- Florida posted six wins vs. ranked teams over a 22-game span (6-1 vs. ranked opponents) beginning with the 2017 NCAA second-round win vs. Virginia.
- Florida's six ranked wins in 2017-18 tied for the most nationally in the regular season and are tied for third-most in a single season in Florida history.

Wins vs. Ranked Teams Under White

Jan. 30, 2016	#9 West Virginia	W	88-71
Feb. 4, 2017	#8 Kentucky	W	88-66
March 18, 2017	vs. #24 Virginia (NCAA)	W	65-39
March 24, 2017	vs. #25 Wisconsin (NCAA)	W/OT	84-83
Nov. 24, 2017	vs. #17 Gonzaga (at Portland)	W/2OT	111-105
Dec. 9, 2017	vs. #17 Cincinnati (at Newark)	W	66-60
Jan. 2, 2018	at #11 Texas A&M	W	83-66
Jan. 20, 2018	at #18 Kentucky	W	66-64
Feb. 24, 2018	#12 Auburn	W	72-66
March 3, 2018	#23 Kentucky	W	80-67
Feb. 20, 2019	at #13 LSU	W/OT	82-77
March 15, 2019	vs. #9 LSU (SEC)	W	76-73
March 21, 2019	vs. #20 Nevada (NCAA)	W	70-61
Nov. 25, 2019	vs. #18 Xavier (at Charleston)	W	70-65
Jan. 18, 2020	vs. #4 Auburn	W	69-47

The Last Time...

INDIVIDUAL PERFORMANCES

20 Points: 24, Andrew Nembhard; 21, Noah Locke; at Texas A&M, 2/12/20
25 Points: 25, Andrew Nembhard, vs. Georgia, 2/5/20
30 Points: 33, Jalen Hudson, vs. LSU, 3/6/19
35 Points: 35, Jalen Hudson, vs. Gonzaga (at Portland), 11/24/17
40 Points: 40, Eugene McDowell, vs. Biscayne, 12/21/82
50 Points: 54, Tony Miller, vs. Chicago State, 2/29/72

10 Rebounds: 10, Keyontae Johnson, at Texas A&M, 2/12/20
12 Rebounds: 16, Kerry Blackshear Jr., vs. Auburn 1/18/20
15 Rebounds: 16, Kerry Blackshear Jr, vs. Auburn 1/18/20
20 Rebounds: 20, Andrew DeClercq, vs. Kentucky, 1/18/94
25 Rebounds: 25, Neal Walk, vs. Georgia, 3/1/69
30 Rebounds: 31, Neal Walk, vs. Alabama, 1/27/68
5 Offensive Rebounds: 5, Omar Payne, vs. Vanderbilt, 2/15/20
10 Rebounds in a Half: 11, Kerry Blackshear Jr, 1st half vs. Auburn, 1/18/20

10 Assists: 10, Andrew Nembhard, at LSU, 1/21/20
12 Assists: 13, Andrew Nembhard, vs. Long Beach State, 12/28/19
15 Assists: 17, Jason Williams, vs. Duquesne, 12/3/97

Made 8 Field Goals: 10-for-16, Andrew Nembhard, vs. Georgia, 2/5/20
Made 10 Field Goals: 10-for-16, Andrew Nembhard, vs. Georgia, 2/5/20
Made 12 Field Goals: 12-for-15, John Egbunu, vs. Kentucky, 3/1/16

Attempted 15 Field Goals: 9-for-11, Andrew Nembhard; 8-for-17, Noah Locke; at Texas A&M, 2/12/20
Attempted 20 Field Goals: 11-for-20, Jalen Hudson, vs. LSU, 3/6/19
Attempted 25 Field Goals: 9-for-26, Anthony Roberson, vs. Tennessee, 1/19/05

Made 5 3-Pointers: 6-for-8, Noah Locke, vs. Vanderbilt, 2/15/20
Made 6 3-Pointers: 6-for-8, Noah Locke, vs. Vanderbilt, 2/15/20
Made 7 3-Pointers: 8-for-10, KeVaughn Allen; 7-for-13, Noah Locke; vs. Texas A&M, 1/22/19
Made 8 3-Pointers: 8-for-10, KeVaughn Allen, vs. Texas A&M, 1/22/19
Made 9+ 3-Pointers: 11-for-18, Michael Frazier II, at South Carolina, 3/4/14

Back-to-Back Games, 5+ 3FGM: Noah Locke, 5-for-10 at Texas A&M, 2/12/20; 6-for-8 vs. Vanderbilt, 2/15/20
Shot 100% from 3 (min. 5 att.): 5-for-5, Egor Koulechov, vs. Stanford (at Portland), 11/23/17

Attempted 10 3-Pointers: 5-for-10, Noah Locke, at Texas A&M, 2/12/20
Attempted 12 3-Pointers: 7-for-13, Noah Locke, vs. Texas A&M, 1/22/19
Attempted 15 3-Pointers: 5-for-15, Noah Locke, vs. South Carolina, 1/5/19

Made 10 Free Throws: 10-for-11, Kerry Blackshear Jr., at Missouri, 1/11/20
Made 12 Free Throws: 15-for-17, Kerry Blackshear Jr.,vs. Utah State (at Orange Bowl), 12/21/19
Made 15 Free Throws: 15-for-17, Kerry Blackshear Jr.,vs. Utah State (at Orange Bowl), 12/21/19

Attempted 10 Free Throws: 7-for-10, Kerry Backshear Jr., at Missouri, 1/11/12
Attempted 15 Free Throws: 15-for-17, Kerry Blackshear Jr., vs. Utah State (at Orange Bowl), 12/21/19
Attempted 20 Free Throws: 19-for-22, Joakim Noah, vs. Georgia, 3/1/06

4 Blocks: 5, Kevarrius Hayes, at TCU, 1/26/19
5 Blocks: 5, Kevarrius Hayes, at TCU, 1/26/19
6 Blocks: 6, Patric Young, vs. Savannah State, 11/20/12
7 Blocks: 7, Al Horford, vs. Ole Miss, 2/16/05

5 Steals: 5, KeVaughn Allen, vs. Charleston Southern, 11/9/18
6 Steals: 6, Kevarrius Hayes, vs. Virginia, 3/16/17 (NCAA Tournament)
7 Steals: 7, Dan Werner, vs. Georgia, 2/9/08

4-Point Play: Noah Locke, vs. Utah State (at Orange Bowl), 12/21/19
2 4-Point Plays: Canyon Barry, vs. Georgia, 1/14/17

Double-Double with Points/Rebounds: Keyontae Johnson, at Texas A&M, 2/12/20, 10p/10r
Double-Double with Points/Assists: Andrew Nembhard, at LSU, 1/21/20, 15p/10a
Triple-Double: Chris Chiozza, vs. Missouri, 2/2/17, 12p/12r/10a
2 Straight Points/Rebounds Double-Doubles: Keyontae Johnson, at Ole Miss, 2/8/20, 16p/10r; at Texas A&M, 2/12/20, 10p/10r
2 Straight Points/Assists Double-Doubles: Chris Chiozza, vs. Stanford (at Portland), 11/23/17, 14p/11a; vs. Gonzaga (at Portland), 11/24/17, 26p/10a
3 Straight Double-Doubles: Kerry Blackshear Jr., vs. North Florida, 11/6/19, 20p/10r; vs. Florida State, 11/10/19, 10p/13r; vs. Towson 13p/13r, 11/14/19
4 Straight Double-Doubles: David Lee, vs. Vanderbilt, 2/23/05, 13p/14r; at South Carolina, 2/27/05, 13p/14r; at Georgia, 3/2/05, 17p/13r; vs. Kentucky, 3/6/05, 11p/10r
5+ Points, Rebounds, Assists, Steals: Kasey Hill, vs. Ole Miss, 1/3/17, 8p/5r/5a/6s

20 Points & 10 Assists: Andrew Nembhard, at South Carolina, 1/7/20, 21 points/10 assists
20 Points & 10 Rebounds: Kerry Blackshear Jr. vs. Alabama, 1/4/20, 24 points/16 rebounds
20 Points & 15 Rebounds: Kerry Blackshear Jr. vs. Alabama, 1/4/20, 24 points/16 rebounds
25 Points & 10 Rebounds: Erik Murphy, vs. LSU (SEC Tournament), 3/15/13, 27 points/12 rebounds
25 Points & 15 Rebounds: Greg Stolt, vs. USF, 12/10/96, 33 points/15 rebounds
30 Points & 10 Rebounds: Joakim Noah, vs. Georgia, 3/1/06, 37 points/11 rebounds
30 Points & 15 Rebounds: Greg Stolt, vs. USF, 12/10/96, 33 points/15 rebounds

TEAM PERFORMANCES

85/90/95/100 Points: 104, vs. Alabama, 1/4/20
105/110 Points: 111, vs. Gonzaga (at Portland), 11/24/17
115 Points: 116, vs. Gardner-Webb, 11/13/17
120 Points: 125, vs. FAMU, 12/10/00
130 Points: 131, vs. New Hampshire, 11/29/99

50 Rebounds: 52, vs. Alabama, 1/4/20
55 Rebounds: 56, vs. Missouri, 2/2/17
60 Rebounds: 62, vs. Jackson State (NCAA Tournament), 3/16/07
20 Offensive Rebounds: 20, vs. Mercer (at Jacksonville), 11/13/16
25 Offensive Rebounds: 27, vs. Bethune-Cookman, 12/11/99

Made 35 Field Goals: 37-for-70, vs. Long Beach State 12/28/19
Made 40 Field Goals: 42-for-79, vs. North Florida, 11/16/17
Made 45 Field Goals: 46-for-81, vs. New Hampshire, 11/29/99
Attempted 65 Field Goals: 33-for-76 vs. Alabama, 1/4/20
Attempted 70 Field Goals: 33-for-76 vs. Alabama, 1/4/20
Attempted 75 Field Goals: 33-for-76 vs. Alabama, 1/4/20
Attempted 80 Field Goals: 39-for-83, vs. FAU, 11/27/00

Made 10 3-Pointers: 10-for-20 vs. Vanderbilt, 2/15/20
Made 12 3-Pointers: 12-for-27 at Texas A&M, 2/12/20
Made 15 3-Pointers: 18-for-37 vs. Texas A&M, 1/22/19
Made 18 3-Pointers: 18-for-37 vs. Texas A&M, 1/22/19
Attempted 30 3-Pointers: 12-for-30, vs. Long Beach State 12/28/19
Attempted 35 3-Pointers: 18-for-37 vs. Texas A&M, 1/22/19

Made 25 Free Throws: 25-for-32, at Missouri, 1/11/20
Made 30 Free Throws: 30-for-36, vs. Alabama, 1/4/20
Made 35 Free Throws: 37-for-42, at Auburn, 2/14/17
Made 40 Free Throws: 40-for-50, vs. Morehead State, 12/22/98

Attempted 35 Free Throws: 30-for-36, vs. Alabama, 1/4/20
Attempted 40 Free Throws: 28-for-46, vs. West Virginia (at New York City), 12/4/18
Attempted 45 Free Throws: 28-for-46, vs. West Virginia (at New York City), 12/4/18
Attempted 50 Free Throws: 40-for-50, vs. Morehead State, 12/22/98

20 Assists: 26, vs. North Florida, 11/27/18
25 Assists: 26, vs. North Florida, 11/27/18
30 Assists: 32, vs. Northeastern, 12/22/03

10 Steals: 12, vs. Vanderbilt, 2/13/19
15 Steals: 15, vs. Stanford, 11/22/18 (at Bahamas)
20 Steals: 22, vs. VMI, 12/28/99
25 Steals: 25, vs. Morehead State, 12/22/98

Forced 20 Turnovers: 20, at Georgia, 1/19/19
Forced 25 Turnovers: 25, vs. Toledo, 11/14/08
Forced 30 Turnovers: 30, vs. Georgia, 2/5/00
Forced 35 Turnovers: 35, vs. Florida A&M, 12/4/99

8 Blocks: 8, vs Vanderbilt, 2/15/20
9 Blocks: 9, vs. Texas Tech (NCAA Tournament), 3/17/18
10 Blocks: 10, vs. Saint Joseph's (at Charleston), 11/21/19
11 Blocks: 11, vs. Miami (at Orlando), 11/27/16
12 Blocks: 12, vs. FAMU, 12/17/06

Had 5 Players with 10 Points: vs. Alabama, 1/4/20; Andrew Nembhard (25), Kerry Blackshear Jr. (24), Noah Locke (18), Scottie Lewis (15), Keyontae Johnson (10)
Had 6 Players with 10 Points: vs. Long Beach State, 12/28/19; Keyontae Johnson (21), Kerry Blackshear Jr. (21), Noah Locke (16), Omar Payne (11), Ques Glover (11), Tre Mann (10)
Had 7 Players with 10 Points: at Auburn, 2/14/17; Canyon Barry (30), KeVaughn Allen (17), Devin Robinson (14), Chris Chiozza (11), Kasey Hill (11), John Egbunu (10), Justin Leon (10)
Had 8 Players with 10 Points: vs. North Carolina A&T, 11/18/10; Kenny Boynton (16), Chandler Parsons (16), Casey Prather (12), Erik Murphy (11), Erving Walker (11), Scottie Wilbekin (11), Patric Young (11), Vernon Macklin (10)

Had 2 Players with 20 Points: at Texas A&M, 2/12/20; Andrew Nembhard (24), Noah Locke (21)
Had 3 Players with 20 Points: vs. Gonzaga (at Portland), 11/24/17; Jalen Hudson (35), Chris Chiozza (26), KeVaughn Allen (23)
Had 2 Players with 25 Points: vs. Texas A&M, 1/22/19; KeVaughn Allen (31), Noah Locke (27)
Had 2 Players with 30 Points: vs. Georgia, 3/3/62; Cliff Luyk (36), Tom Barbee (32)

Had 7 Players Make a 3-Pointer: 7, at Georgia, 1/19/19
Had 8/9 Players Make a 3-Pointer: 9, vs. North Florida, 11/27/18 *(tied for NCAA record)*
Had 2 Players Make 5+ 3-Pointers: vs. Texas A&M, 1/22/19; KeVaughn Allen (8), Noah Locke (7)

Had 2 Players with 10 Rebounds: vs. Auburn 1/18/20; Kerry Blackshear Jr. (16), Omar Payne (11)
Had 3 Players with 10 Rebounds: vs. vs. Alabama, 1/4/20; Kerry Blackshear Jr. (16), Keyontae Johnson (12) Scottie Lewis (10)

Had 2 Players with a Double-Double:-vs. Auburn 1/18/20; Kerry Blackshear Jr. (11 points, 16 rebounds), Omar Payne (19 points, 11 rebounds)
Had 3 Players with a Double-Double: vs. Alabama, 1/4/20; Kerry Blackshear Jr. (24 points, 16 rebounds), Scottie Lewis (15 points, 10 rebounds), Keyontae Johnson (10 points, 12 rebounds)

Had 2 Players Foul Out: 2, at Ole Miss, 1/13/18; Jalen Hudson, Keith Stone
Had 3 Players Foul Out: 3, vs. Seton Hall (at Orlando), 11/24/16; Chris Chiozza, Kasey Hill, Devin Robinson

Overcame a 10-Point Deficit: vs. Georgia, 2/5/20; Trailed 52-30 at 16:43 in 2nd half & won, 81-75
Overcame a 20-Point Deficit: vs. Georgia, 2/5/20; Trailed 52-30 at 16:43 in 2nd half & won, 81-75
Lost a 10-Point Lead: vs. Mississippi State, 1/28/20; Led 36-20 at 6:00 in the 1st half & lost, 78-71

Made a Buzzer-Beater/Game-Winner: vs. LSU (SEC Tournament), 3/15/19, Andrew Nembhard 3-pointer with 1.2 seconds remaining to win, 76-73
Lost on a Game-Winner: 1/15/19, at Mississippi State, Quinndary Weatherspoon layup and free throw with :03.6 left to defeat UF, 71-68

2019-20 Florida Gators

#0 Ques Glover
G | Fr. | 5-11 | 176 | Knoxville, Tenn.

#1 Tre Mann
G | Fr. | 6-4 | 172 | Gainesville, Fla.

#2 Andrew Nembhard
G | So. | 6-5 | 193 | Aurora, Ont., Canada

#3 Alex Klatsky
G | Fr. | 6-3 | 189 | Colts Neck, N.J.

#4 Anthony Duruji
F | Jr. | 6-7 | 213 | Germantown, Md.



#5 Omar Payne
F | Fr. | 6-10 | 223 | Kissimmee, Fla.

#10 Noah Locke
G | So. | 6-3 | 207 | Randallstown, Md.

#11 Keyontae Johnson
F | So. | 6-5 | 231 | Norfolk, Va.

#21 Dontay Bassett
F | Jr. | 6-9 | 236 | Oakland, Calif.



#22 Tyree Appleby
G | Jr. | 6-1 | 163 | Jacksonville, Ark.

#23 Scottie Lewis
G | Fr. | 6-5 | 185 | Hazlet, N.J.

#24 Kerry Blackshear Jr.
F | Gr. | 6-10 | 241 | Orlando, Fla.

#33 Jason Jitoboh
C | Fr. | 6-11 | 300 | Abuja, Nigeria

#34 Christopher Sutherland
G | Gr. | 6-3 | 170 | Queens, N.Y.

Mike White
Head Coach



Al Pinkins
Associate Head Coach

Jordan Mincy
Assistant Coach

Darris Nichols
Assistant Coach

Roster

NUMERICAL ROSTER

0	Ques Glover	G	5-11	176	Fr.	HS	Knoxville, Tenn./Bearden
1	Tre Mann	G	6-4	172	Fr.	HS	Gainesville, Fla./The Villages
2	Andrew Nembhard	G	6-5	193	So.	1L	Aurora, Ont., Canada/Montverde Academy (Fla.)
3	Alex Klatsky	G	6-3	189	Fr.	HS	Colts Neck, N.J./Ranney School
4	Anthony Duruji^	F	6-7	213	Jr.	TR	Germantown, Md./Louisiana Tech
5	Omar Payne	F	6-10	223	Fr.	HS	Kissimmee, Fla./Montverde Academy
10	Noah Locke	G	6-3	207	So.	1L	Baltimore, Md./McDonogh Schools
11	Keyontae Johnson	F	6-5	231	So.	1L	Norfolk, Va./Oak Hill Academy
21	Dontay Bassett	F	6-9	236	Jr.	2L	Oakland, Calif./Oldsmar Christian (Fla.)
22	Tyree Appleby^	G	6-1	163	Jr.	TR	Jacksonville, Ark./Cleveland State
23	Scottie Lewis	G	6-5	185	Fr.	HS	Hazlet, N.J./Ranney School
24	Kerry Blackshear Jr.	F	6-10	241	Gr.	TR	Orlando, Fla./Virginia Tech
33	Jason Jitoboh	C	6-11	300	Fr.	HS	Abuja, Nigeria/Hamilton Heights (Tenn.)
34	Christopher Sutherland	G	6-3	170	Gr.	SQ	Queens, N.Y./Dunbar (Fla.)

^Sit-out transfer

ALPHABETICAL ROSTER

22	Tyree Appleby^	G	6-1	163	Jr.	TR	Jacksonville, Ark./Cleveland State
21	Dontay Bassett	F	6-9	236	Jr.	2L	Oakland, Calif./Oldsmar Christian (Fla.)
24	Kerry Blackshear Jr.	F	6-10	241	Gr.	TR	Orlando, Fla./Virginia Tech
4	Anthony Duruji^	F	6-7	213	Jr.	TR	Germantown, Md./Louisiana Tech
0	Ques Glover	G	5-11	176	Fr.	HS	Knoxville, Tenn./Bearden
33	Jason Jitoboh	C	6-11	300	Fr.	HS	Abuja, Nigeria/Hamilton Heights (Tenn.)
11	Keyontae Johnson	F	6-5	231	So.	1L	Norfolk, Va./Oak Hill Academy
3	Alex Klatsky	G	6-3	189	Fr.	HS	Colts Neck, N.J./Ranney School
23	Scottie Lewis	G	6-5	185	Fr.	HS	Hazlet, N.J./Ranney School
10	Noah Locke	G	6-3	207	So.	1L	Baltimore, Md./McDonogh Schools
1	Tre Mann	G	6-4	172	Fr.	HS	Gainesville, Fla./The Villages
2	Andrew Nembhard	G	6-5	193	So.	1L	Aurora, Ont., Canada/Montverde Academy (Fla.)
5	Omar Payne	F	6-10	223	Fr.	HS	Kissimmee, Fla./Montverde Academy
34	Christopher Sutherland	G	6-3	170	Gr.	SQ	Queens, N.Y./Dunbar (Fla.)

^Sit-out transfer

Head Coach: Mike White (Ole Miss '00)
Associate Head Coach: Al Pinkins (N.C. State, '98)
Assistant Coaches: Jordan Mincy (Kent State '09), Darris Nichols (West Virginia '08)
Head Athletic Trainer: Dave Werner
Director of Strength & Conditioning: Preston Greene
Director of Basketball Operations: Jonathan Blake
Director of Scouting: Bryce Douglas
Academic Advisor: Tom Williams

PRONUNCIATION GUIDE

Dontay Bassett	BASS-ett
Anthony Duruji	duh-ROO-jee
Ques Glover	KWEZ
Jason Jitoboh	jih-TOE-bo
Andrew Nembhard	NEM-hard

2020 SIGNING CLASS

- **Niels Lane:** G | 6-5 | 210 | Freehold, N.J. | Roselle Catholic...Four-star prospect...Slashing wing who can finish at all three levels...An explosive athlete who defends and rebounds his position well...At his best offensively in transition, known as an elite finisher on the break.
- **Osayi Osifo:** G | 6-8 | 210 | Dallas, Texas | Eastern Florida State College...Extremely high motor, one of the hardest-playing guys in the country...Appeared in 33 games with 10 starts his freshman season at EFSC, averaging 4.4 points and 3.9 rebounds...Great upside, has only been playing basketball less than four years.
- **Samson Ruzhentsev:** G | 6-8 | 210 | Moscow, Russia | Hamilton Heights Academy (Tenn.)...Four-star prospect...Long guard who can score at all three levels...Has bouncy athleticism, allowing him to score at the rim at a high level...One of the best shooters in the 2020 class...Represented Russia in the FIBA U18 Euro Championships.

Media Information

The University of Florida appreciates the media coverage from all local, regional and national outlets. The Communications Office believes in developing mutually beneficial relationships with the media and we emphasize a positive and professional working environment with all entities. The ultimate goal of the Communications Office is to provide accurate and timely information about our athletic teams and to ensure that we assist the media to the best of our abilities while they cover our program.

MEDIA COVERAGE

CREDENTIALS: Requests for credentials will be taken online and reviewed by Denver Parler. To access the credential request form, please visit www.sportssystems.com/florida. Once you have submitted your credential request, you will receive an automated email from the Communications Department acknowledging your request was received and is being reviewed. Once a decision on your request is made, you will receive an email with further information. Requests must be made by the day prior to a game (noon for afternoon games or 4:30 p.m. for evening games).

CREDENTIAL PICK-UP: Credentials will be mailed up until 10 days prior to the event or held at the Press Will Call window at Gate One of the O'Connell Center, which opens for pick-up 90 minutes prior to each game. Credentials can be overnighted at the expense of the media organization within 10 days of the event (by request).

PARKING: A limited number of parking spaces exist and can be requested online with your credential application. Please note that if you request to pick up your credentials at Press Will Call, we will be unable to provide a parking pass as you will have to park before visiting Press Will Call. Free parking is available in the deck next to the O'Connell Center and is generally still available 75-90 minutes before the game.

MEDIA ROOM/INTERVIEW AREA: Located between Gates 1 & 4 in the Orange & Blue room near the loading dock, the media room includes work space, necessary electrical outlets, a television and wireless internet. A pre-game meal, snacks and soft drinks are also available in the media room. The pre-game meal begins 1:15 before tip. Post-game coach and player press conferences are also conducted in this area.

FLORIDA LOCKER ROOM: The Gator locker room is closed to the media with the exception of the SEC and NCAA Tournaments. Coach White and selected players will be available to the media following games in the media room/interview area. At Florida home games, players are available first while Coach White will follow with a post-game press conference in the Orange & Blue Room. If the visiting team chooses to utilize the media room, they will do so either directly before or after Florida players. Coach White will typically go last.

VISITOR LOCKER ROOM: Interview policies and procedures will be determined by visiting Sports Information Directors and coaches. Those procedures will be announced on game days.

GENERAL GAME DAY MEDIA SERVICES: Game program/scorecard, game notes, play-by-play, complete halftime and final statistics, coaches' & player quote sheets and post-game notes are all regular services on game days.

SEATING: Press seating is assigned, and all media members are asked to utilize their assigned seat. Press seating is located in the corner nearest the Florida bench. Photographers are restricted to two baseline locations closest to the team benches.

ELITE 8 TRIPS

Since 2000

Kansas	10
Kentucky	9
Michigan State	9
North Carolina	9
FLORIDA	**8**
Duke	7
Arizona	6
Louisville	6
UConn	6
Oklahoma	4
Oregon	4
Syracuse	4
Villanova	4
Wisconsin	4
Gonzaga	3
Memphis	3
Michigan	3
Ohio State	3
Texas	3
UCLA	3
Xavier	3
Baylor	2
Butler	2
Illinois	2
Kansas State	2
Marquette	2
Maryland	2
Missouri	2
Notre Dame	2
Oklahoma State	2
Purdue	2
Texas Tech	2
Virginia	2
West Virginia	2
Alabama	1
Auburn	1
Davidson	1
Dayton	1
Florida State	1
George Mason	1
Georgetown	1
Georgia Tech	1
Indiana	1
Iowa State	1
Kent State	1
Loyola Chicago	1
LSU	1
Pittsburgh	1
Saint Joseph's	1
South Carolina	1
Stanford	1
Temple	1
Tennessee	1
Tulsa	1
USC	1
VCU	1
Wichita State	1

UNIVERSITY FACTS

Location: Gainesville, Fla.
Founded: 1853
Enrollment: 54,854
Conference: Southeastern (SEC)
Nickname: Gators
UF President: Dr. W. Kent Fuchs
Athletic Director: Scott Stricklin
Mascots: Albert and Alberta
Colors: Orange (PMS 172) and Blue (PMS 287)
Website: FloridaGators.com
Facebook: facebook.com/GatorsMBK
Twitter: @GatorsMBK, @MikeWhiteUF
Instagram: @gatorsmbk
Faculty Rep: Dr. Michael Sagas

COACHING STAFF FACTS

Head Coach: Mike White (Ole Miss '00)
UF Record: 105-62/5th season
Overall Record: 206-102/9th season
Associate Head Coach: Al Pinkins (N.C. State '98)
Assistant Coaches: Jordan Mincy (Kent State '09), Darris Nichols (West Virginia '08)
Athletic Trainer: David "Duke" Werner
Strength & Conditioning Coordinator: Preston Greene
Director of Basketball Operations: Jonathan Blake
Director of Scouting: Bryce Douglas
Executive Assistant: Tracy Pfaff
Program Coordinator: Mike Robuck
Academic Advisor: Tom Williams

PROGRAM FACTS

Arena: Exactech Arena at the Stephen C. O'Connell Center
Capacity: 10,151
Season: 101st
Overall Record: 1,451-1,122
SEC Record: 650-662
NCAA Tournaments: 20 (1989, '94, '95, '99, 2000, '01, '02, '03, '04, '05, '06, '07, '10, '11, '12, '13, '14, '17, '18, '19)
Final Fours: 5 (1994, 2000, '06, '07, '14)
National Championships: 2 (2006, '07)
NIT Appearances: 10 (1969, '84, '85, '86, '92, '93, '98, 2008, '09, '16)
SEC Tournament Championships: 4 (2005, '06, '07, '14)
SEC Championships: 7 (1989, 2000, '01, '07, '11, '13, '14)
All-Americans: 25
All-SEC: 109
SEC Academic Honor Roll: 127
NBA Draftees: 35
2018-19 Record: 20-16
2018-19 Conference Record: 9-9 (8th)
Lettermen Returning/Lost: 5/10
Starters Returning/Lost: 3/2

COMMUNICATIONS CONTACT

Denver Parler | denverp@gators.ufl.edu
352-692-6195 (o) | 352-318-3493 (c)
Fax: 352-375-4809

TENTATIVE MEDIA SCHEDULE: FEB. 17 - FEB. 23

Monday	Tuesday	Wednesday	Thursday	Friday	Saturday	Sunday
No Availablity	1:30 p.m. Coach White and Players (UF Women's Club	7 p.m. Game vs. Arkansas	No Availability	1:30 p.m. Coach White and Players (UF Women's Club)	6 p.m. Game at Kentucky	No Availability

#0 Ques Glover

Freshman | G | 5-11 | 176 | Knoxville, Tenn. | Bearden

OVERVIEW

- Speedy point guard with great bounce and outstanding range who brings toughness and winning experience to the Gators' backcourt.
- Averaged 21 points per game and led Bearden to its first state championship as a senior, bringing home the TSSAA Class AAA title.
- Earned state tournament MVP honors, highlighted by a 24-point performance in the championship game and a 20-point game in the semifinals.
- A 2019 finalist for Class AAA Mr. Basketball and first-team Knox News Sentinel All-PrepXtra team.
- Named the 2018 Knox News Sentinel Player of the Year and TSWA Class AAA All-State after averaging 20 points and helping Bearden to the Class AAA semifinals.

2019-20 HIGHLIGHTS

- Provides depth and a changeup look at the point guard position in the Gators' loaded backcourt.
- Had a pair of big games in the Charleston Classic, scoring 11 in the semifinals vs. Miami and 9 in the championship game vs. #18 Xavier.
- Earned his first career basket in the game at UConn.

CAREER STATS

			Total		3-Point		F-Throws		Rebounds										Scoring	
Season	gp-gs	min/avg	fg-fga	pct	fg-fga	pct	ft-fta	pct	off	def	tot	avg	pf	fo	ast	to	blk	stl	pts	avg
2019-20	25-0	344/13.8	50-114	.439	9-38	.237	15-27	.556	6	23	29	1.2	28	0	17	37	2	4	124	5.0
TOTAL	25-0	344/13.8	50-114	.439	9-38	.237	15-27	.556	6	23	29	1.2	28	0	17	37	2	4	124	5.0

GAME-BY-GAME STATS

				Total		3-Pointers		Free throws		Rebounds											
Opponent	Date	gs	min	fg-fga	pct	3fg-fga	pct	ft-fta	pct	off	def	tot	avg	pf	a	t/o	blk	stl	pts	avg
NORTH FLORIDA	11/05/19		12	0-4	.000	0-1	.000	0-0	.000	1	0	1	1.0	2	1	1	0	0	0	0.0
FLORIDA ST.	11/10/19		6	0-1	.000	0-0	.000	0-0	.000	0	0	0	0.5	1	0	0	0	0	0	0.0
TOWSON	11/14/19		5	0-1	.000	0-1	.000	0-0	.000	0	0	0	0.3	0	0	0	0	0	0	0.0
at UConn	11/17/19		8	1-4	.250	0-2	.000	0-0	.000	0	0	0	0.3	0	1	0	0	0	2	0.5
vs Saint Joseph's	11/21/19		20	2-5	.400	0-2	.000	2-3	.667	0	0	0	0.2	1	0	1	0	0	6	1.6
vs Miami	11/22/19		17	5-6	.833	1-2	.500	0-0	.000	0	1	1	0.3	2	2	3	0	0	11	3.2
vs Xavier	11/24/19		16	4-5	.800	1-2	.500	0-0	.000	1	1	2	0.6	1	0	4	0	0	9	4.0
MARSHALL	11/29/19		24	5-9	.556	0-2	.000	4-7	.571	0	2	2	0.8	0	0	1	0	0	14	5.3
at Butler	12/07/19		7	0-1	.000	0-0	.000	0-0	.000	1	0	1	0.8	1	0	2	0	0	0	4.7
vs Providence	12/17/19		20	4-9	.444	2-5	.400	0-0	.000	0	2	2	0.9	1	1	0	0	0	10	5.2
vs Utah St.	12/21/19		10	1-2	.500	0-1	.000	0-0	.000	0	1	1	0.9	2	0	2	0	0	2	4.9
LBSU	12/28/19		24	5-11	.455	1-4	.250	0-3	.000	1	3	4	1.2	3	1	1	0	0	11	5.4
ALABAMA	01/04/20		22	3-10	.300	0-2	.000	0-1	.000	0	1	1	1.2	2	0	0	0	0	6	5.5
at South Carolina	1/7/20		10	1-2	.500	0-1	.000	0-0	.000	0	0	0	1.1	0	0	0	0	0	2	5.2
at Mizzou	01/11/20		18	2-6	.333	0-1	.000	2-3	.667	1	2	3	1.2	2	2	3	0	0	6	5.3
OLE MISS	01/14/20		17	3-7	.429	1-2	.500	1-2	.500	0	1	1	1.2	3	1	2	1	0	8	5.4
AUBURN	01/18/20		18	2-6	.333	1-2	.500	0-0	.000	1	1	2	1.2	2	2	1	0	0	5	5.4
at LSU	01/21/20		8	2-4	.500	0-2	.000	0-0	.000	0	1	1	1.2	0	0	3	0	1	4	5.3
BAYLOR	01/25/20		15	1-4	.250	1-1	1.000	2-2	1.000	0	1	1	1.2	0	0	1	0	0	5	5.3
MISSISSIPPI ST.	01/28/20		12	3-3	1.000	0-0	.000	2-2	1.000	0	0	0	1.2	1	2	1	0	0	8	5.5
at Vanderbilt	02/01/20		13	2-4	.500	0-1	.000	0-0	.000	0	2	2	1.2	2	0	0	0	0	4	5.4
GEORGIA	02/05/20		6	1-1	1.000	1-1	1.000	0-0	.000	0	1	1	1.2	0	1	3	0	0	3	5.3
at Ole Miss	02/08/20		9	0-2	.000	0-1	.000	0-0	.000	0	0	0	1.1	0	0	4	0	1	0	5.0
at Texas A&M	02/12/20		5	0-0	.000	0-0	.000	0-0	.000	0	0	0	1.1	0	0	1	0	0	0	4.8
VANDERBILT	02/15/20		22	3-7	.429	0-2	.000	2-4	.500	0	3	3	1.2	2	3	3	1	2	8	5.0
Totals		0	344	50-114	.439	9-38	.237	15-27	.556	6	23	29	1.2	28	17	37	2	4	124	5.0

Games played: 25
Minutes/game: 13.8
Points/game: 5.0
FG Pct: 43.9
3FG Pct: 23.7
FT Pct: 55.6

Rebounds/game: 1.2
Assists/game: 0.7
Turnovers/game: 1.5
Assist/turnover ratio: 0.5
Steals/game: 0.2
Blocks/game: 0.1

GAME HIGHS

Points
2019-20/Career 14, vs. Marshall (11/29/19)

Rebounds
2019-20/Career 4, vs. LBSU (12/28/19)

Field Goals
2019-20/Career 5, 3x, last vs. LBSU (12/28/19)

Field Goal Attempts
2019-20/Career 11, vs. LBSU (12/28/19)

3-Point Field Goals
2019-20/Career 2, vs. Providence (12/17/19)

3-Point FG Attempts
2019-20/Career 5, vs. Providence (12/17/19)

Free Throws
2019-20/Career 4, vs. Marshall (11/29/19)

Free Throw Attempts
2019-20/Career 7, vs. Marshall (11/29/19)

Assists
2019-20/Career 3, vs. Vanderbilt (2/15/20)

Steals
2019-20/Career 2, vs. Vanderbilt (2/15/20)

Blocked Shots
2019-20/Career 1, 2x, last vs. Vanderbilt (2/15/20)

Minutes Played
2019-20/Career 24, 2x, last vs. LBSU (12/28/19)

#1 Tre Mann

Freshman | G | 6-4 | 172 | Gainesville, Fla. | The Villages

OVERVIEW

- Combo guard with range and the ability to facilitate, who was rated a five-star prospect by 247Sports and a four-star by ESPN.
- Earned McDonald's All-American honors and had five points, three rebounds and two steals in the game.
- Competed in the 2019 Jordan Brand Classic and 2018 Pangos All-American camp.
- Led The Villages to a 23-8 record and an appearance in the Class 5A state semifinals, averaging 23.6 points, 4.9 rebounds, 3.1 assists and 2.1 steals per game.
- Earned third-team All-State honors as a junior from the Florida Association of Basketball Coaches.
- Rated No. 31 in the ESPN 100 rankings.

2019-20 HIGHLIGHTS

- Had his biggest performance yet as a Gator in the 22-point comeback vs. Georgia, scoring all 11 of his points in the 2nd half while shooting 3-for-4 from 3-point range after the break.
- Became Florida's 3rd freshman to start opening day in Mike White's 5 seasons as head coach, scoring 11 points in his debut.
- Had a 13-point performance off the bench in the Gators' dominant win vs. Providence.

CAREER STATS

			Total		3-Point		F-Throws		Rebounds										Scoring	
Season	gp-gs	min/avg	fg-fga	pct	fg-fga	pct	ft-fta	pct	off	def	tot	avg	pf	fo	ast	to	blk	stl	pts	avg
2019-20	23-4	406/17.7	41-123	.333	16-65	.246	19-28	.679	5	40	45	2.0	46	0	17	24	2	16	117	5.1
TOTAL	23-4	406/17.7	41-123	.333	16-65	.246	19-28	.679	5	40	45	2.0	46	0	17	24	2	16	117	5.1

GAME-BY-GAME STATS

				Total		3-Pointers		Free throws		Rebounds										
Opponent	Date	gs	min	fg-fga	pct	3fg-fga	pct	ft-fta	pct	off	def	tot	avg	pf	a	t/o	blk	stl	pts	avg
NORTH FLORIDA	11/05/19	*	27	5-11	.455	0-1	.000	1-2	.500	1	3	4	4.0	3	0	1	0	1	11	11.0
FLORIDA ST.	11/10/19	*	22	1-6	.167	1-4	.250	2-2	1.000	0	2	2	3.0	4	0	1	0	0	5	8.0
TOWSON	11/14/19	*	24	2-7	.286	1-5	.200	1-4	.250	0	1	1	2.3	3	1	1	0	1	6	7.3
at UConn	11/17/19	*	13	1-4	.250	0-2	.000	0-0	.000	0	3	3	2.5	3	0	1	0	1	2	6.0
vs Xavier	11/24/19		6	0-0	.000	0-0	.000	0-0	.000	0	0	0	2.0	2	0	0	0	1	0	4.8
MARSHALL	11/29/19		12	2-6	.333	1-2	.500	0-1	.000	0	0	0	1.7	1	0	1	0	0	5	4.8
at Butler	12/07/19		18	3-8	.375	1-5	.200	2-2	1.000	1	3	4	2.0	3	2	1	0	1	9	5.4
vs Providence	12/17/19		27	4-8	.500	1-2	.500	4-5	.800	0	4	4	2.3	1	2	1	1	1	13	6.4
vs Utah St.	12/21/19		8	1-4	.250	0-1	.000	0-0	.000	0	0	0	2.0	3	0	1	0	1	2	5.9
LBSU	12/28/19		22	4-9	.444	1-6	.167	1-2	.500	0	3	3	2.1	3	2	3	0	2	10	6.3
ALABAMA	01/04/20		8	1-1	1.000	0-0	.000	0-0	.000	0	1	1	2.0	1	0	4	0	0	2	5.9
at South Carolina	1/7/20		6	0-1	.000	0-1	.000	0-0	.000	0	0	0	1.8	3	0	0	0	0	0	5.4
at Mizzou	01/11/20		19	3-7	.429	1-3	.333	0-1	.000	2	0	2	1.8	1	1	0	0	1	7	5.5
OLE MISS	01/14/20		18	1-5	.200	0-0	.000	2-3	.667	0	1	1	1.8	1	1	1	0	2	4	5.4
AUBURN	01/18/20		18	1-2	.500	1-1	1.000	2-2	1.000	0	2	2	1.8	0	1	2	0	0	5	5.4
at LSU	01/21/20		9	0-3	.000	0-3	.000	0-0	.000	0	0	0	1.7	2	0	0	0	0	0	5.1
BAYLOR	01/25/20		19	2-4	.500	0-1	.000	2-2	1.000	0	2	2	1.7	1	0	0	0	0	6	5.1
MISSISSIPPI ST.	01/28/20		14	2-5	.400	2-4	.500	0-0	.000	0	3	3	1.8	1	0	1	1	1	6	5.2
at Vanderbilt	02/01/20		19	1-6	.167	1-5	.200	0-0	.000	0	2	2	1.8	1	3	1	0	1	3	5.1
GEORGIA	02/05/20		31	4-10	.400	3-7	.429	0-0	.000	0	2	2	1.8	3	2	0	0	1	11	5.4
at Ole Miss	02/08/20		25	0-6	.000	0-4	.000	0-0	.000	0	2	2	1.8	2	1	1	0	1	0	5.1
at Texas A&M	02/12/20		19	1-5	.200	1-5	.200	0-0	.000	1	4	5	2.0	2	1	1	0	0	3	5.0
VANDERBILT	02/15/20		22	2-5	.400	1-3	.333	2-2	1.000	0	2	2	2.0	2	0	2	0	0	7	5.1
Totals		4	406	41-123	.333	16-65	.246	19-28	.679	5	40	45	2.0	46	17	24	2	16	117	5.1

Games played: 23
Minutes/game: 17.7
Points/game: 5.1
FG Pct: 33.3
3FG Pct: 24.6
FT Pct: 67.9

Rebounds/game: 2.0
Assists/game: 0.7
Turnovers/game: 1.0
Assist/turnover ratio: 0.7
Steals/game: 0.7
Blocks/game: 0.1

GAME HIGHS

Points
2019-20/Career 13, vs. Providence (12/17/19)

Rebounds
2019-20/Career 5, at Texas A&M (2/12/20)

Field Goals
2019-20/Career 5, vs. North Florida (11/5/19)

Field Goal Attempts
2019-20/Career 11, vs. North Florida (11/5/19)

3-Point Field Goals
2019-20/Career 3, vs. Georgia (2/5/20)

3-Point FG Attempts
2019-20/Career 7, vs. Georgia (2/5/20)

Free Throws
2019-20/Career 4, vs. Providence (12/17/19)

Free Throw Attempts
2019-20/Career 5, vs. Providence (12/17/19)

Assists
2019-20/Career 3, at Vanderbilt (2/1/20)

Steals
2019-20/Career 2, 2x, last vs. Ole Miss (1/14/20)

Blocked Shots
2019-20/Career 1, 2x, last vs. Miss. State (1/28/20)

Minutes Played
2019-20/Career 31, vs. Georgia (2/5/20)

#2 Andrew Nembhard

Sophomore | G | 6-5 | 193 | Aurora, Ont., Canada | Montverde Academy (Fla.)

OVERVIEW

- Started all 36 games as a freshman and posted 196 assists, the fourth-highest single-season total in Florida history and second-most by a freshman.
- His 3-pointer with 1.2 seconds left lifted Florida to a victory in the SEC Tournament quarterfinals vs. ninth-ranked LSU and helped the Gators secure their third straight NCAA Tournament bid.
- The first Florida freshman to start every game of the season since Bradley Beal did so in 2011-12.
- His 2.6 assist-to-turnover ratio ranked third in the SEC, while his 5.4 assists per game rated fifth and 32.9 minutes ranked seventh.
- Outstanding size and vision, as well as a high basketball I.Q. that helps him play with maturity beyond his years.

2019-20 HIGHLIGHTS

- Has posted 4 20-point games in SEC action, the most by a Gator since KeVaughn Allen had 5 such games in 2016-17.
- Earned his first career double-double with 21 points and 10 assists in the win at South Carolina, then added another with 15 points and 10 dimes at LSU. He joins Tremont Waters (LSU) and Tyler Ulis (Kentucky) as the only players over the past 5 seasons to have multiple points/assists double-doubles in SEC play.
- Has been the driving force behind 2 of the largest comebacks in Florida history, scoring 25 points each in a 21-point rally vs. Alabama and a 22-point comeback vs. Georgia. The UGA rally matched the largest on record in UF history.
- Against Alabama, Nembhard scored 15 of his 25 points in the final 5 minutes of regulation and the overtime periods. In the Georgia game, 14 of his 25 came in the final 7 minutes of the game.
- Posted 13 assists vs. Long Beach State, the most by a Gator since Nick Calathes and only the 4th Gator to hit that mark in a game since 1996.

HONORS

- 2019-20 Preseason All-SEC (Coaches 1st Team, Media 2nd Team)
- 2019-20 Bob Cousy Award Watch List
- 2019-20 Naismith Trophy Watch List
- 2019-20 Wooden Award Preseason Top 50
- 2019 SEC All-Freshman Team
- SEC Freshman of the Week (12/3/18; co-FOW 2/18/19)

CAREER STATS

			Total		3-Point		F-Throws		Rebounds										Scoring	
Season	gp-gs	min/avg	fg-fga	pct	fg-fga	pct	ft-fta	pct	off	def	tot	avg	pf	fo	ast	to	blk	stl	pts	avg
2018-19	36-36	1183/32.9	106-256	.414	35-101	.347	42-55	.764	6	97	103	2.9	62	0	194	75	2	44	289	8.0
2019-20	25-25	821/32.8	110-251	.438	27-90	.300	45-57	.789	3	68	71	2.8	39	0	138	67	1	28	292	11.7
TOTAL	61-61	2004/32.9	216-507	.426	62-191	.325	87-112	.777	9	165	174	2.9	101	0	332	142	3	72	581	9.5

GAME-BY-GAME STATS

				Total		3-Pointers		Free throws		Rebounds											
Opponent	Date	gs	min	fg-fga	pct	3fg-fga	pct	ft-fta	pct	off	def	tot	avg	pf	a	t/o	blk	stl	pts	avg
NORTH FLORIDA	11/05/19	*	31	1-7	.143	0-3	.000	0-0	.000	0	0	0	0.0	1	4	0	0	1	2	2.0
FLORIDA ST.	11/10/19	*	38	2-7	.286	2-5	.400	0-0	.000	0	5	5	2.5	1	3	4	0	0	6	4.0
TOWSON	11/14/19	*	38	3-7	.429	1-2	.500	4-4	1.000	0	2	2	2.3	1	9	3	0	1	11	6.3
at UConn	11/17/19	*	39	4-14	.286	1-4	.250	5-6	.833	1	4	5	3.0	2	7	2	0	1	14	8.3
vs Saint Joseph's	11/21/19	*	33	6-19	.316	2-7	.286	2-2	1.000	0	6	6	3.6	3	2	3	0	1	16	9.8
vs Miami	11/22/19	*	32	3-8	.375	2-5	.400	0-1	.000	0	3	3	3.5	2	9	4	0	4	8	9.5
vs Xavier	11/24/19	*	32	5-10	.500	3-6	.500	2-2	1.000	0	2	2	3.3	2	4	3	0	1	15	10.3
MARSHALL	11/29/19	*	29	4-7	.571	0-1	.000	0-0	.000	0	4	4	3.4	0	4	3	0	0	8	10.0
at Butler	12/07/19	*	37	4-9	.444	1-4	.250	2-2	1.000	0	2	2	3.2	1	5	0	0	2	11	10.1
vs Providence	12/17/19	*	37	3-5	.600	1-2	.500	2-3	.667	0	1	1	3.0	2	7	3	0	0	9	10.0
vs Utah St.	12/21/19	*	34	3-6	.500	0-1	.000	2-4	.500	0	5	5	3.2	2	4	3	0	0	8	9.8
LBSU	12/28/19	*	29	2-6	.333	1-2	.500	0-0	.000	0	1	1	3.0	2	13	1	0	3	5	9.4
ALABAMA	01/04/20	*	41	8-19	.421	1-5	.200	8-9	.889	0	0	0	2.8	4	4	4	0	1	25	10.6
at South Carolina	1/7/20	*	37	8-14	.571	3-5	.600	2-2	1.000	0	3	3	2.8	0	10	4	1	3	21	11.4
at Mizzou	01/11/20	*	29	2-6	.333	1-3	.333	3-4	.750	1	2	3	2.8	1	4	4	0	1	8	11.1
OLE MISS	01/14/20	*	29	5-7	.714	0-1	.000	0-1	.000	0	3	3	2.8	3	6	3	0	2	10	11.1
AUBURN	01/18/20	*	26	3-7	.429	0-1	.000	0-0	.000	0	5	5	2.9	2	5	4	0	0	6	10.8
at LSU	01/21/20	*	37	6-16	.375	1-7	.143	2-2	1.000	0	1	1	2.8	2	10	4	0	0	15	11.0
BAYLOR	01/25/20	*	32	6-14	.429	0-4	.000	4-5	.800	0	4	4	2.9	1	8	1	0	1	16	11.3
MISSISSIPPI ST.	01/28/20	*	30	5-12	.417	0-3	.000	0-0	.000	0	1	1	2.8	1	3	2	0	0	10	11.2
at Vanderbilt	02/01/20	*	32	4-11	.364	1-2	.500	0-1	.000	0	3	3	2.8	2	4	2	0	1	9	11.1
GEORGIA	02/05/20	*	36	10-16	.625	1-5	.200	4-5	.800	1	3	4	2.9	0	3	1	0	2	25	11.7
at Ole Miss	02/08/20	*	31	2-9	.222	1-5	.200	0-0	.000	0	5	5	3.0	0	3	3	0	1	5	11.4
at Texas A&M	02/12/20	*	33	9-11	.818	3-5	.600	3-4	.750	0	2	2	2.9	0	5	3	0	1	24	12.0
VANDERBILT	02/15/20	*	19	2-4	.500	1-2	.500	0-0	.000	0	1	1	2.8	4	2	3	0	1	5	11.7
Totals		25	821	110-251	.438	27-90	.300	45-57	.789	3	68	71	2.8	39	138	67	1	28	292	11.7

Games played: 25
Minutes/game: 32.8
Points/game: 11.7
FG Pct: 43.8
3FG Pct: 30.0
FT Pct: 78.9

Rebounds/game: 2.8
Assists/game: 5.5
Turnovers/game: 2.7
Assist/turnover ratio: 2.1
Steals/game: 1.1
Blocks/game: 0.0

GAME HIGHS

Points
2019-20/Career — 25, 2x, last vs. Georgia (2/5/20)

Rebounds
2019-20 — 6, vs. St. Joseph's (11/21/19)
Career — 7, 2x, last vs. Nevada (3/21/19)

Field Goals
2019-20/Career — 10, vs. Georgia (2/5/20)

Field Goal Attempts
2019-20/Career — 19, 2x, last vs. Alabama (1/4/20)

3-Point Field Goals
2019-20 — 3, 3x, last at Texas A&M (2/12/20)
Career — 3, 6x, last at Texas A&M (2/12/20)

3-Point FG Attempts
2019-20 — 7, 2x, last at LSU (1/21/20)
Career — 8, at Mississippi State (1/15/19)

Free Throws
2019-20/Career — 8, vs. Alabama (1/4/20)

Free Throw Attempts
2019-20/Career — 9, vs. Alabama (1/4/20)

Assists
2019-20/Career — 13, vs. LBSU (12/28/19)

Steals
2019-20 — 4, vs. Miami (11/22/19)
Career — 4, 2x, last vs. Miami (11/22/19)

Blocked Shots
2019-20 — 1, at South Carolina (1/7/20)
Career — 1, 3x, last at So. Carolina (1/7/20)

Minutes Played
2019-20 — 41, vs. Alabama (1/4/20)
Career — 42, at LSU (2/20/19)

NEMBHARD VS. ARKANSAS (6.0 PPG, 6.0 APG)

Opponent	Date	GS	Min	FG	FGA	Pct	3FG	FGA	Pct	FT	FTA	Pct	Off	Def	Tot	PF	FO	A	TO	Blk	Stl	Pts
at Arkansas	1/9/19	*	31	2	6	.333	1	2	.500	1	2	.500	0	5	5	2	0	4	1	0	0	6
vs Arkansas	3/14/19	*	38	1	6	.167	1	3	.333	3	4	.750	1	3	4	1	0	8	1	0	2	6
Totals	**2 Games**	**2**	**69**	**3**	**12**	**.250**	**2**	**5**	**.400**	**4**	**6**	**.667**	**1**	**8**	**9**	**3**	**0**	**12**	**2**	**0**	**2**	**12**

#5 Omar Payne

Freshman | F | 6-10 | 223 | Kissimmee, Fla. | Montverde Academy

OVERVIEW

- Four-star big man with the ability to guard multiple positions.
- Boasts a 7-foot-5.5 wingspan that enables his shot-blocking and finishing at the rim.
- Helped Montverde to a 22-3 record and a semifinal appearance in the GEICO Nationals.
- Prior to enrolling at Montverde, Payne played at Oscecloa and helped the team to the 2017 Class 9A state championship and a 28-2 record.
- Payne had a double-double with 10 points and 10 blocked shots in the 2017 state semifinals.
- Rated No. 41 in the ESPN 100 rankings.

2019-20 HIGHLIGHTS

- Had a huge day in the Gators' win vs. #4 Auburn, notching 19 points and 11 rebounds for his 1st career double-double. Payne shot 9-for-9 from the floor, just the 3rd Gator over the past decade to shoot 1.000 with that many makes (Erik Murphy, 10; Andrew Nembhard, 9).
- Payne and Nembhard are the only SEC players in the 2000s to post a perfect shooting night with 9+ makes in conference play (Nembhard, 9/9 at Alabama last season).
- Made his first career start vs. Long Beach State, nearly tallying a double-double with 11 points and 9 rebounds.
- Grabbed 9 rebounds in 12 minutes at the win at South Carolina, providing valuable minutes off the bench.

CAREER STATS

			Total		3-Point		F-Throws		Rebounds										Scoring	
Season	gp-gs	min/avg	fg-fga	pct	fg-fga	pct	ft-fta	pct	off	def	tot	avg	pf	fo	ast	to	blk	stl	pts	avg
2019-20	25-7	408/16.3	48-76	.632	0-0	.000	12-33	.364	51	51	102	4.1	61	1	7	17	29	7	108	4.3
TOTAL	25-7	408/16.3	48-76	.632	0-0	.000	12-33	.364	51	51	102	4.1	61	1	7	17	29	7	108	4.3

GAME-BY-GAME STATS

				Total		3-Pointers		Free throws		Rebounds										
Opponent	Date	gs	min	fg-fga	pct	3fg-fga	pct	ft-fta	pct	off	def	tot	avg	pf	a	t/o	blk	stl	pts	avg
NORTH FLORIDA	11/05/19		13	2-3	.667	0-0	.000	2-2	1.000	3	2	5	5.0	3	1	3	2	0	6	6.0
FLORIDA ST.	11/10/19		14	2-4	.500	0-0	.000	1-2	.500	2	2	4	4.5	2	0	0	0	0	5	5.5
TOWSON	11/14/19		14	4-4	1.000	0-0	.000	0-1	.000	1	2	3	4.0	2	0	0	0	0	8	6.3
at UConn	11/17/19		16	1-2	.500	0-0	.000	0-0	.000	1	2	3	3.8	3	0	2	2	0	2	5.3
vs Saint Joseph's	11/21/19		28	1-3	.333	0-0	.000	2-3	.667	4	5	9	4.8	3	1	0	3	0	4	5.0
vs Miami	11/22/19		14	3-6	.500	0-0	.000	0-1	.000	1	4	5	4.8	2	0	0	1	0	6	5.2
vs Xavier	11/24/19		7	0-0	.000	0-0	.000	0-0	.000	0	0	0	4.1	2	1	0	0	0	0	4.4
MARSHALL	11/29/19		8	0-0	.000	0-0	.000	0-2	.000	0	3	3	4.0	1	0	0	0	0	0	3.9
at Butler	12/07/19		6	1-1	1.000	0-0	.000	0-0	.000	0	0	0	3.6	3	0	1	0	0	2	3.7
vs Providence	12/17/19		9	3-3	1.000	0-0	.000	0-2	.000	2	1	3	3.5	3	0	0	0	0	6	3.9
vs Utah St.	12/21/19		11	1-2	.500	0-0	.000	0-0	.000	3	1	4	3.5	2	0	1	1	0	2	3.7
LBSU	12/28/19	*	22	5-6	.833	0-0	.000	1-3	.333	6	3	9	4.0	2	0	1	1	1	11	4.3
ALABAMA	01/04/20	*	30	2-6	.333	0-0	.000	0-0	.000	1	3	4	4.0	2	0	0	2	2	4	4.3
at South Carolina	1/7/20		12	1-4	.250	0-0	.000	1-3	.333	4	5	9	4.4	4	0	1	1	0	3	4.2
at Mizzou	01/11/20	*	16	0-3	.000	0-0	.000	2-5	.400	3	0	3	4.3	3	0	1	2	0	2	4.1
OLE MISS	01/14/20	*	24	4-4	1.000	0-0	.000	0-2	.000	1	1	2	4.1	3	1	2	1	2	8	4.3
AUBURN	01/18/20	*	32	9-9	1.000	0-0	.000	1-1	1.000	7	4	11	4.5	4	1	1	1	0	19	5.2
at LSU	01/21/20	*	22	3-4	.750	0-0	.000	1-1	1.000	2	2	4	4.5	5	0	0	2	0	7	5.3
BAYLOR	01/25/20	*	29	1-1	1.000	0-0	.000	0-0	.000	2	2	4	4.5	2	0	1	3	1	2	5.1
MISSISSIPPI ST.	01/28/20		24	1-3	.333	0-0	.000	0-0	.000	1	0	1	4.3	1	0	0	2	1	2	5.0
at Vanderbilt	02/01/20		4	0-0	.000	0-0	.000	0-0	.000	0	2	2	4.2	1	0	1	0	0	0	4.7
GEORGIA	02/05/20		15	1-2	.500	0-0	.000	0-0	.000	0	3	3	4.1	2	0	0	0	0	2	4.6
at Ole Miss	02/08/20		7	1-2	.500	0-0	.000	0-0	.000	0	1	1	4.0	0	0	0	1	0	2	4.5
at Texas A&M	02/12/20		13	0-2	.000	0-0	.000	0-0	.000	2	2	4	4.0	3	0	1	1	0	0	4.3
VANDERBILT	02/15/20		18	2-2	1.000	0-0	.000	1-5	.200	5	1	6	4.1	3	2	1	3	0	5	4.3
Totals		7	408	48-76	.632	0-0	.000	12-33	.364	51	51	102	4.1	61	7	17	29	7	108	4.3

Games played: 25
Minutes/game: 16.3
Points/game: 4.3
FG Pct: 63.2
FT Pct: 36.4

Rebounds/game: 4.1
Assists/game: 0.3
Turnovers/game: 0.7
Assist/turnover ratio: 0.4
Steals/game: 0.3
Blocks/game: 1.2

GAME HIGHS

Points
2019-20/Career 19, vs. Auburn (1/18/20)

Rebounds
2019-20/Career 11, vs. Auburn (1/18/20)

Field Goals
2019-20/Career 9, vs. Auburn (1/18/20)

Field Goal Attempts
2019-20/Career 9, vs. Auburn (1/18/20)

3-Point Field Goals
2019-20/Career ---

3-Point FG Attempts
2019-20/Career ---

Free Throws
2019-20/Career 2, 3x, last at Missouri (1/11/20)

Free Throw Attempts
2019-20/Career 5, 2x, last vs. Vanderbilt (2/15/20)

Assists
2019-20/Career 2, vs. Vanderbilt (2/15/20)

Steals
2019-20/Career 2, 2x, last vs. Ole Miss (1/14/20)

Blocked Shots
2019-20/Career 3, 3x, last vs. Vanderbilt (2/15/20)

Minutes Played
2019-20/Career 32, vs. Auburn (1/18/20)

#10 Noah Locke

Sophomore | G | 6-3 | 207 | Baltimore, Md. | McDonogh School

OVERVIEW

- An elite shooter who set Florida's freshman record with 81 made 3-pointers.
- His six games with five or more made 3-pointers also marked the most all-time by a UF freshman.
- Florida's second-leading scorer as a freshman with 9.4 points per game and ranked fifth in the SEC with 2.3 3-point field goals per game.
- Possesses a 6-foot-8 wingspan and is a dangerous shooter both off the dribble and in catch-and-shoot situations.
- One of the top shooters in the nation's 2018 class, Locke rates as a four-star prospect and was a member of the ESPN 100.

2019-20 HIGHLIGHTS

- Locke is leading the league in 3-point field goal percentage in SEC play (.516) and hit a season-high 6 from long range in the win vs. Vanderbilt.
- Is on a 23-game streak with a made 3-pointer, tied for 8th-longest in UF history. Within that, he had a 15-game streak with multiple 3-pointers (Nov. 14-Jan. 21) that was the longest by a Gator (12, Brett Nelson, 2000-01).
- After missing his first 3 attempts from 3-point range vs. #4 Auburn, Locke knocked down his last 4 on his way to 14 points in the Gators' first win vs. an AP top 5 team since 2009.
- Earned his first career double-double with 16 points and 10 rebounds vs. Long Beach State, including 4 made 3-pointers.

CAREER STATS

			Total		3-Point		F-Throws		Rebounds										Scoring	
Season	gp-gs	min/avg	fg-fga	pct	fg-fga	pct	ft-fta	pct	off	def	tot	avg	pf	fo	ast	to	blk	stl	pts	avg
2018-19	36-26	913/25.4	113-301	.375	81-214	.379	31-40	.775	22	60	82	2.3	48	0	21	13	0	16	338	9.4
2019-20	25-23	748/29.9	93-220	.423	66-151	.437	17-25	.680	4	62	66	2.6	22	0	19	17	1	18	269	10.8
TOTAL	61-49	1661/27.2	206-521	.395	147-365	.403	48-65	.738	26	122	148	2.4	70	0	40	30	1	34	607	10.0

GAME-BY-GAME STATS

				Total		3-Pointers		Free throws		Rebounds											
Opponent	Date	gs	min	fg-fga	pct	3fg-fga	pct	ft-fta	pct	off	def	tot	avg	pf	a	t/o	blk	stl	pts	avg
NORTH FLORIDA	11/05/19	*	27	5-12	.417	2-7	.286	2-2	1.000	0	2	2	2.0	0	0	1	0	0	14	14.0
FLORIDA ST.	11/10/19	*	30	1-11	.091	0-7	.000	0-0	.000	0	3	3	2.5	1	1	2	0	0	2	8.0
TOWSON	11/14/19		23	1-5	.200	1-2	.500	0-0	.000	0	0	0	1.7	0	0	0	0	0	3	6.3
at UConn	11/17/19		31	2-8	.250	2-6	.333	0-1	.000	1	3	4	2.3	0	0	1	0	0	6	6.3
vs Saint Joseph's	11/21/19	*	37	4-9	.444	3-7	.429	2-2	1.000	1	3	4	2.6	1	2	2	0	1	13	7.6
vs Miami	11/22/19	*	29	2-4	.500	2-4	.500	0-0	.000	0	2	2	2.5	0	0	0	0	0	6	7.3
vs Xavier	11/24/19	*	35	5-8	.625	3-5	.600	0-0	.000	0	2	2	2.4	0	0	0	0	4	13	8.1
MARSHALL	11/29/19	*	35	3-9	.333	2-7	.286	2-2	1.000	0	5	5	2.8	0	0	1	0	1	10	8.4
at Butler	12/07/19	*	34	4-10	.400	3-9	.333	0-0	.000	0	5	5	3.0	3	2	0	1	1	11	8.7
vs Providence	12/17/19	*	14	4-7	.571	3-4	.750	0-0	.000	0	1	1	2.8	3	1	0	0	0	11	8.9
vs Utah St.	12/21/19	*	36	3-12	.250	2-6	.333	1-1	1.000	1	1	2	2.7	1	0	0	0	1	9	8.9
LBSU	12/28/19	*	28	6-15	.400	4-9	.444	0-0	.000	0	10	10	3.3	0	1	0	0	2	16	9.5
ALABAMA	01/04/20	*	44	6-9	.667	2-5	.400	4-7	.571	0	3	3	3.3	1	1	1	0	1	18	10.2
at South Carolina	1/7/20	*	33	2-7	.286	2-3	.667	0-0	.000	0	2	2	3.2	0	2	0	0	1	6	9.9
at Mizzou	01/11/20	*	28	4-6	.667	4-6	.667	0-0	.000	0	3	3	3.2	1	2	0	0	0	12	10.0
OLE MISS	01/14/20	*	25	3-6	.500	2-5	.400	1-2	.500	0	2	2	3.1	0	0	0	0	0	9	9.9
AUBURN	01/18/20	*	34	5-10	.500	4-7	.571	0-0	.000	0	2	2	3.1	0	0	1	0	0	14	10.2
at LSU	01/21/20	*	30	5-8	.625	4-7	.571	2-2	1.000	1	1	2	3.0	2	0	1	0	1	16	10.5
BAYLOR	01/25/20	*	24	1-5	.200	1-4	.250	0-1	.000	0	1	1	2.9	4	0	1	0	1	3	10.1
MISSISSIPPI ST.	01/28/20	*	27	2-7	.286	1-5	.200	0-0	.000	0	3	3	2.9	1	3	2	0	0	5	9.9
at Vanderbilt	02/01/20	*	36	5-8	.625	5-8	.625	2-3	.667	0	1	1	2.8	2	3	2	0	1	17	10.2
GEORGIA	02/05/20	*	20	3-10	.300	1-4	.250	0-0	.000	0	0	0	2.7	0	0	1	0	1	7	10.0
at Ole Miss	02/08/20	*	28	3-9	.333	2-6	.333	0-0	.000	0	2	2	2.7	0	0	0	0	0	8	10.0
at Texas A&M	02/12/20	*	32	8-17	.471	5-10	.500	0-0	.000	0	1	1	2.6	2	1	1	0	1	21	10.4
VANDERBILT	02/15/20	*	28	6-8	.750	6-8	.750	1-2	.500	0	4	4	2.6	0	0	0	0	1	19	10.8
Totals		23	748	93-220	.423	66-151	.437	17-25	.680	4	62	66	2.6	22	19	17	1	18	269	10.8

Games played: 25
Minutes/game: 29.9
Points/game: 10.8
FG Pct: 42.3
3FG Pct: 43.7
FT Pct: 68.0

Rebounds/game: 2.6
Assists/game: 0.8
Turnovers/game: 0.7
Assist/turnover ratio: 1.1
Steals/game: 0.7
Blocks/game: 0.0

GAME HIGHS

Points

2019-20	21, at Texas A&M (2/12/20)
Career	27, vs. Texas A&M (1/22/19)

Rebounds

2019-20/Career	10, vs. LBSU (12/28/19)

Field Goals

2019-20	8, at Texas A&M (2/12/20)
Career	9, vs. Texas A&M (1/22/19)

Field Goal Attempts

2019-20	17, at Texas A&M (2/12/20)
Career	18, vs. Texas A&M (1/22/19)

3-Point Field Goals

2019-20	6, vs. Vanderbilt (2/15/20)
Career	7, vs. Texas A&M (1/22/19)

3-Point FG Attempts

2019-20	10, at Texas A&M (2/12/20)
Career	15, vs. South Carolina (1/5/19)

Free Throws

2019-20	4, vs. Alabama (1/4/20)
Career	5, vs. West Virginia (12/4/18)

Free Throw Attempts

2019-20/Career	7, vs. Alabama (1/4/20)

Assists

2019-20	3, 2x, last at Vanderbilt (2/1/20)
Career	3, 3x, last at Vanderbilt (2/1/20)

Steals

2019-20/Career	4, vs. Xavier (11/24/19)

Blocked Shots

2019-20/Career	1, at Butler (12/7/19)

Minutes Played

2019-20/Career	45, vs. Alabama (1/4/20)

LOCKE VS. ARKANSAS (6.0 PPG, 4.5 RPG)

Opponent	Date	GS	Min	FG	FGA	Pct	3FG	FGA	Pct	FT	FTA	Pct	Off	Def	Tot	PF	FO	A	TO	Blk	Stl	Pts
at Arkansas	1/9/19	*	25	4	8	.500	2	5	.400	0	0	.000	2	3	5	4	0	1	1	0	1	10
vs Arkansas	3/14/19		24	1	9	.111	0	3	.000	0	0	.000	3	1	4	1	0	1	1	0	3	2
Totals	**2 Games**	**1**	**49**	**5**	**17**	**.294**	**2**	**8**	**.250**	**0**	**0**	**.000**	**5**	**4**	**9**	**5**	**0**	**2**	**2**	**0**	**4**	**12**

#11 Keyontae Johnson

Sophomore | F | 6-5 | 231 | Norfolk, Va. | Oak Hill Academy

OVERVIEW

- Showed tremendous growth throughout the course of his freshman season, moving into the starting lineup for the final 20 games of the season.
- Had 12 double-figure scoring games, six double-figure rebounding games, four double-doubles and six games with multiple 3-pointers made his freshman season.
- Averaged 13.7 points and 10.0 rebounds in the SEC Tournament, helping Florida reach the semifinals.
- One of the top athletes in the 2018 recruiting class, measuring at a 41.5" vertical leap when he arrived in Gainesville.
- Rated a four-star prospect and a member of the ESPN 100, Johnson is an outstanding driver with a soft touch.

2019-20 HIGHLIGHTS

- Has scored double figures in 8 straight games, twice the length of his previous best such streak.
- Has posted 5 double-doubles, passing his freshman total of 4.
- Had a box score stuffer in the win at Texas A&M with 10 points, 10 rebounds and 6 assists. He is the 5th Gator under Mike White to post a 10/10/5 game, joining Kerry Blackshear, Chris Chiozza, Egor Koulechov and Dorian Finney-Smith.
- Posted a double-double with 10 points and 12 rebounds in Florida's 21-point comeback win vs. Alabama. Johnson did so despite having 0 points and 1 rebounds at halftime, saddled with foul trouble early.
- Scored 13 of his 15 points vs. Georgia in the 2nd half, helping the Gators pull off a 22-point comeback, matching the biggest in UF history.
- Named Charleston Classic MVP and SEC Player of the Week after averaging 16.3 points and 8.0 rebounds in leading the Gators to a championship in the event.
- Scored a career-high 22 points in the Charleston Classic opener vs. Saint Joseph's, also grabbing 12 boards.
- Earned a double-double with 19 and 10 against Providence to earn Basketball Hall of Fame Invitational MVP honors.

HONORS

- 2019 Charleston Classic MVP
- SEC Player of the Week (11/25/19)
- Basketball Hall of Fame Invitational MVP

CAREER STATS

			Total		3-Point		F-Throws		Rebounds										Scoring	
Season	gp-gs	min/avg	fg-fga	pct	fg-fga	pct	ft-fta	pct	off	def	tot	avg	pf	fo	ast	to	blk	stl	pts	avg
2018-19	36-20	855/23.8	111-236	.470	23-63	.365	45-70	.643	68	161	229	6.4	84	2	44	48	12	38	290	8.1
2019-20	25-25	757/30.3	128-242	.529	24-61	.393	51-65	.785	46	125	171	6.8	71	0	37	43	6	28	331	13.2
TOTAL	61-45	1612/26.4	239-478	.500	47-124	.379	96-135	.711	114	286	400	6.6	155	2	81	91	18	66	621	10.2

GAME-BY-GAME STATS

				Total		3-Pointers		Free throws		Rebounds										
Opponent	Date	gs	min	fg-fga	pct	3fg-fga	pct	ft-fta	pct	off	def	tot	avg	pf	a	t/o	blk	stl	pts	avg
NORTH FLORIDA	11/05/19	*	19	3-7	.429	0-0	.000	1-2	.500	3	4	7	7.0	3	2	1	0	2	7	7.0
FLORIDA ST.	11/10/19	*	30	8-12	.667	1-2	.500	2-2	1.000	1	3	4	5.5	2	0	4	0	0	19	13.0
TOWSON	11/14/19	*	34	3-8	.375	2-4	.500	0-0	.000	0	4	4	5.0	2	2	1	0	1	8	11.3
at UConn	11/17/19	*	26	4-5	.800	0-0	.000	0-0	.000	1	6	7	5.5	3	1	3	0	0	8	10.5
vs Saint Joseph's	11/21/19	*	37	9-15	.600	2-5	.400	2-5	.400	3	9	12	6.8	4	1	2	2	0	22	12.8
vs Miami	11/22/19	*	29	5-8	.625	1-2	.500	1-1	1.000	1	6	7	6.8	4	2	2	0	1	12	12.7
vs Xavier	11/24/19	*	35	6-10	.600	0-2	.000	3-5	.600	1	4	5	6.6	1	0	3	0	0	15	13.0
MARSHALL	11/29/19	*	24	3-8	.375	1-1	1.000	6-6	1.000	1	4	5	6.4	4	0	1	0	2	13	13.0
at Butler	12/07/19	*	35	3-7	.429	0-2	.000	3-4	.750	1	2	3	6.0	2	1	2	0	0	9	12.6
vs Providence	12/17/19	*	29	7-13	.538	1-2	.500	4-4	1.000	4	6	10	6.4	4	2	1	0	4	19	13.2
vs Utah St.	12/21/19	*	32	3-13	.231	0-3	.000	0-0	.000	5	2	7	6.5	3	2	2	0	1	6	12.5
LBSU	12/28/19	*	27	8-12	.667	2-4	.500	3-5	.600	2	4	6	6.4	3	1	1	0	1	21	13.3
ALABAMA	01/04/20	*	34	3-5	.600	2-3	.667	2-2	1.000	2	10	12	6.8	4	4	1	0	1	10	13.0
at South Carolina	1/7/20	*	36	8-13	.615	0-3	.000	3-4	.750	0	8	8	6.9	2	0	3	0	2	19	13.4
at Mizzou	01/11/20	*	27	2-7	.286	1-3	.333	0-0	.000	1	4	5	6.8	2	1	1	3	0	5	12.9
OLE MISS	01/14/20	*	29	6-7	.857	0-1	.000	3-3	1.000	2	4	6	6.8	1	3	2	0	3	15	13.0
AUBURN	01/18/20	*	23	2-5	.400	1-1	1.000	0-0	.000	0	4	4	6.6	3	1	0	0	2	5	12.5
at LSU	01/21/20	*	33	6-12	.500	3-6	.500	1-2	.500	1	8	9	6.7	4	0	1	0	1	16	12.7
BAYLOR	01/25/20	*	28	9-17	.529	2-5	.400	0-0	.000	1	4	5	6.6	3	0	2	0	0	20	13.1
MISSISSIPPI ST.	01/28/20	*	29	4-8	.500	0-0	.000	2-2	1.000	2	3	5	6.6	4	1	1	1	1	10	13.0
at Vanderbilt	02/01/20	*	39	7-11	.636	2-3	.667	4-5	.800	1	6	7	6.6	3	1	1	0	2	20	13.3
GEORGIA	02/05/20	*	27	5-10	.500	2-3	.667	3-3	1.000	3	4	7	6.6	2	2	3	0	0	15	13.4
at Ole Miss	02/08/20	*	35	5-10	.500	1-3	.333	5-6	.833	4	6	10	6.7	2	1	1	0	0	16	13.5
at Texas A&M	02/12/20	*	37	4-8	.500	0-2	.000	2-2	1.000	4	6	10	6.9	2	6	2	0	1	10	13.3
VANDERBILT	02/15/20	*	23	5-11	.455	0-1	.000	1-2	.500	2	4	6	6.8	4	3	2	0	3	11	13.2
Totals			25	757	128-242	.529	24-61	.393	51-65	.785	46	125	171	6.8	71	37	43	6	28	331	13.2

Games played: 25
Minutes/game: 30.3
Points/game: 13.2
FG Pct: 52.9
3FG Pct: 39.3
FT Pct: 78.5

Rebounds/game: 6.8
Assists/game: 1.5
Turnovers/game: 1.7
Assist/turnover ratio: 0.9
Steals/game: 1.1
Blocks/game: 0.2

JOHNSON VS. ARKANSAS (10.0 PPG, 7.5 RPG)

Opponent	Date	GS	Min	FG	FGA	Pct	3FG	FGA	Pct	FT	FTA	Pct	Off	Def	Tot	PF	FO	A	TO	Blk	Stl	Pts
at Arkansas	1/9/19		12	0	2	.000	0	0	.000	0	0	.000	0	3	3	2	0	1	0	0	0	0
vs Arkansas	3/14/19	*	32	8	14	.571	3	5	.600	1	5	.200	6	6	12	3	0	0	1	0	0	20
Totals	**2 Games**	**1**	**44**	**8**	**16**	**.500**	**3**	**5**	**.600**	**1**	**5**	**.200**	**6**	**9**	**15**	**5**	**0**	**1**	**1**	**0**	**0**	**20**

GAME HIGHS

Points
2019-20/Career 22, vs. St. Joseph's (11/21/19)

Rebounds
2019-20 12, 2x, last vs. Alabama (1/4/20)
Career 13, at Alabama (2/16/19)

Field Goals
2019-20/Career 9, 2x, last vs. Baylor (1/25/20)

Field Goal Attempts
2019-20/Career 17, vs. Baylor (1/25/20)

3-Point Field Goals
2019-20 3, at LSU (1/21/20)
Career 3, 3x, last at LSU (1/21/20)

3-Point FG Attempts
2019-20/Career 6, at LSU (1/21/20)

Free Throws
2019-20 6, vs. Marshall (11/29/19)
Career 6, 2x, last vs. Marshall (11/29/19)

Free Throw Attempts
2019-20 6, 2x, last at Ole Miss (2/8/20)
Career 6, 4x, last at Ole Miss (2/8/20)

Assists
2019-20/Career 6, at Texas A&M (2/12/20)

Steals
2019-20 4, vs. Providence (12/17/19)
Career 4, 4x, last vs. Providence (12/17/19)

Blocked Shots
2019-20/Career 3, at Missouri (1/11/20)

Minutes Played
2019-20/Career 39, at Vanderbilt (2/1/20)

#21 Dontay Bassett

Junior | F | 6-9 | 236 | Oakland, Calif. | Oldsmar Christian (Fla.)

OVERVIEW

- Consistent effort guy who has been a valuable part of the Gators' frontcourt rotation.
- Can play power forward or center, with the ability to score in the post or face up and handle the ball.
- Sat out the 2016-17 season while recovering from a stress fracture in his foot.
- Rated a three-star prospect by ESPN, Rivals and Scout.

2019-20 HIGHLIGHTS

- Provides the Gators a reliable veteran presence in the frontcourt rotation.
- Had his best game of the season vs. Marshall, tallying 6 points and 7 rebounds.
- Drew 2 charges and scored 4 points in 10 minutes in the Gators' win at South Carolina.

CAREER STATS

			Total		3-Point		F-Throws		Rebounds										Scoring	
Season	gp-gs	min/avg	fg-fga	pct	fg-fga	pct	ft-fta	pct	off	def	tot	avg	pf	fo	ast	to	blk	stl	pts	avg
2017-18	25-2	178/7.1	17-31	.548	0-0	.000	9-14	.643	24	17	41	1.6	40	2	5	4	7	8	43	1.7
2018-19	35-1	396/11.3	33-71	.465	4-15	.267	26-40	.650	37	43	80	2.3	68	0	8	20	18	8	96	2.7
2019-20	13-0	94/7.2	6-14	.429	0-2	.000	4-8	.500	11	15	26	2.0	18	0	2	4	7	3	16	1.2
TOTAL	73-3	668/9.2	56-116	.483	4-17	.235	39-62	.629	72	75	147	2.0	126	2	15	28	32	19	155	2.1

GAME-BY-GAME STATS

				Total		3-Pointers		Free throws		Rebounds											
Opponent	Date	gs	min	fg-fga	pct	3fg-fga	pct	ft-fta	pct	off	def	tot	avg	pf	a	t/o	blk	stl	pts	avg
NORTH FLORIDA	11/05/19		9	0-2	.000	0-0	.000	2-2	1.000	4	2	6	6.0	1	2	0	0	1	2	2.0
vs Saint Joseph's	11/21/19		10	0-0	.000	0-0	.000	0-0	.000	0	2	2	4.0	4	0	1	2	0	0	1.0
vs Miami	11/22/19		3	0-0	.000	0-0	.000	0-0	.000	0	0	0	2.7	2	0	0	0	0	0	0.7
MARSHALL	11/29/19		16	3-5	.600	0-2	.000	0-0	.000	3	4	7	3.8	1	0	1	2	0	6	2.0
at Butler	12/07/19		6	0-0	.000	0-0	.000	0-2	.000	0	0	0	3.0	1	0	0	0	1	0	1.6
vs Providence	12/17/19		12	0-1	.000	0-0	.000	1-2	.500	2	3	5	3.3	4	0	0	2	0	1	1.5
vs Utah St.	12/21/19		1	0-0	.000	0-0	.000	0-0	.000	0	0	0	2.9	0	0	0	0	0	0	1.3
LBSU	12/28/19		9	1-1	1.000	0-0	.000	0-0	.000	1	1	2	2.8	1	0	1	1	1	2	1.4
ALABAMA	01/04/20		4	0-2	.000	0-0	.000	0-0	.000	0	1	1	2.6	0	0	0	0	0	0	1.2
at South Carolina	1/7/20		10	2-3	.667	0-0	.000	0-0	.000	1	1	2	2.5	2	0	0	0	0	4	1.5
OLE MISS	01/14/20		9	0-0	.000	0-0	.000	1-2	.500	0	0	0	2.3	1	0	0	0	0	1	1.5
AUBURN	01/18/20		3	0-0	.000	0-0	.000	0-0	.000	0	0	0	2.1	1	0	1	0	0	0	1.3
VANDERBILT	02/15/20		2	0-0	.000	0-0	.000	0-0	.000	0	1	1	2.0	0	0	0	0	0	0	1.2
Totals		0	94	6-14	.429	0-2	.000	4-8	.500	11	15	26	2.0	18	2	4	7	3	16	1.2

Games played: 13
Minutes/game: 7.2
Points/game: 1.2
FG Pct: 42.9
3FG Pct: 0.0
FT Pct: 50.0

Rebounds/game: 2.0
Assists/game: 0.2
Turnovers/game: 0.3
Assist/turnover ratio: 0.5
Steals/game: 0.2
Blocks/game: 0.5

GAME HIGHS

Points

2019-20	6, vs. Marshall (11/29/19)
Career	14, vs. Oklahoma (11/21/18)

Rebounds

2019-20	7, vs. Marshall (11/29/19)
Career	7, 2x, last vs. Marshall (11/29/19)

Field Goals

2019-20	3, vs. Marshall (11/29/19)
Career	6, vs. Oklahoma (11/21/18)

Field Goal Attempts

2019-20	5, vs. Marshall (11/29/19)
Career	8, vs. Oklahoma (11/21/18)

3-Point Field Goals

2019-20	---
Career	2, vs. Oklahoma (11/21/18)

3-Point FG Attempts

2019-20	2, vs. Marshall (11/29/19)
Career	3, 2x, last vs. Tennessee (1/12/19)

Free Throws

2019-20	2, vs. North Florida (11/5/19)
Career	5, vs. South Carolina (1/24/18)

Free Throw Attempts

2019-20	2, 4x, last vs. Ole Miss (1/14/20)
Career	7, vs. South Carolina (1/24/18)

Assists

2019-20/Career	2, vs. North Florida (11/5/19)

Steals

2019-20	1, 3x, last vs. LBSU (12/28/19)
Career	2, 2x, last vs. Vanderbilt (2/13/19)

Blocked Shots

2019-20	2, 3x, last vs. Providence (12/17/19)
Career	3, vs. South Carolina (1/5/19)

Minutes Played

2019-20	17, vs. Marshall (11/29/19)
Career	24, vs. Auburn (2/24/18)

BASSETT VS. ARKANSAS (3.3 PPG, 2.3 RPG)

Opponent	Date	GS	Min	FG	FGA	Pct	3FG	FGA	Pct	FT	FTA	Pct	Off	Def	Tot	PF	FO	A	TO	Blk	Stl	Pts
ARKANSAS	1/17/18		7	0	1	.000	0	0	.000	0	0	.000	0	0	0	4	0	1	0	0	0	0
vs Arkansas	3/9/18		4	0	0	.000	0	0	.000	0	0	.000	0	0	0	0	0	0	0	1	0	0
at Arkansas	1/9/19		23	3	5	.600	0	0	.000	1	1	1.000	3	2	5	3	0	1	1	1	0	7
vs Arkansas	3/14/19		11	1	1	1.000	0	0	.000	4	4	1.000	3	1	4	2	0	1	1	0	0	6
Totals	**4 Games**	**0**	**45**	**4**	**7**	**.571**	**0**	**0**	**.000**	**5**	**5**	**1.000**	**6**	**3**	**9**	**9**	**0**	**3**	**2**	**2**	**0**	**13**

#23 Scottie Lewis

Freshman | G | 6-5 | 185 | Hazlet, N.J. | Ranney School

OVERVIEW

- Five-star wing who is an explosive athlete and exceptional finisher.
- A tenacious defender with an outstanding motor and competitive attitude.
- Earned McDonald's All-American honors and recorded 10 points and four steals in the game, a runner-up finish at the Jam Fest and earned the Sportsmanship Award.
- Member of USA Basketball team at the Nike Hoop Summit, scoring nine points in the USA's win.
- Recorded 1,874 career points at Ranney School.
- Averaged 17.5 points, 6.3 rebounds, 3.6 assists, 2.7 steals and 1.5 blocks per game as a senior, earning first-team All-State honors in New Jersey from NJ.com.
- Rated No. 9 in the ESPN 100 rankings.

2019-20 HIGHLIGHTS

- Scored a career high 17 points vs. Mississippi State, including 10 in the first 4 minutes of the game.
- Had a breakout performance in the comeback win vs. Alabama, earning his first double-double with 15 points and 10 boards, earning SEC Freshman of the Week honors.
- Followed that up with 15 points and 9 rebounds in the SEC road opener at South Carolina.
- The Gators' top shot-blocker, swatting 3 shots on 4 different occasions this season. Lewis aims to be UF's first team-leading shot-blocker from the guard position in school history.
- Earned his 1st start of the season in the win vs. Towson and took advantage of the opportunity, scoring a game-high 15 points.

HONORS

- SEC Freshman of the Week (1/6/20)
- 2019-20 Julius Erving Award Watch List
- 2019-20 Wooden Award Preseason Top 50

CAREER STATS

			Total		3-Point		F-Throws		Rebounds										Scoring	
Season	gp-gs	min/avg	fg-fga	pct	fg-fga	pct	ft-fta	pct	off	def	tot	avg	pf	fo	ast	to	blk	stl	pts	avg
2019-20	24-16	675/28.1	60-146	.411	17-49	.347	57-69	.826	24	71	95	4.0	55	0	14	30	32	29	194	8.1
TOTAL	24-16	675/28.1	60-146	.411	17-49	.347	57-69	.826	24	71	95	4.0	55	0	14	30	32	29	194	8.1

GAME-BY-GAME STATS

				Total		3-Pointers		Free throws		Rebounds										
Opponent	Date	gs	min	fg-fga	pct	3fg-fga	pct	ft-fta	pct	off	def	tot	avg	pf	a	t/o	blk	stl	pts	avg
NORTH FLORIDA	11/05/19		23	4-10	.400	0-2	.000	1-2	.500	1	4	5	5.0	1	2	0	1	0	9	9.0
FLORIDA ST.	11/10/19		22	0-4	.000	0-2	.000	4-4	1.000	1	0	1	3.0	3	0	1	3	1	4	6.5
TOWSON	11/14/19	*	30	5-8	.625	2-4	.500	3-5	.600	0	3	3	3.0	1	0	1	0	0	15	9.3
at UConn	11/17/19	*	31	2-7	.286	1-4	.250	3-4	.750	0	2	2	2.8	3	0	0	1	1	8	9.0
vs Saint Joseph's	11/21/19	*	30	2-4	.500	0-1	.000	4-6	.667	1	3	4	3.0	2	0	2	2	2	8	8.8
vs Miami	11/22/19	*	36	5-10	.500	1-2	.500	2-2	1.000	4	4	8	3.8	1	0	0	3	2	13	9.5
vs Xavier	11/24/19	*	33	1-7	.143	0-2	.000	2-2	1.000	1	3	4	3.9	2	1	2	1	2	4	8.7
MARSHALL	11/29/19	*	30	3-8	.375	0-0	.000	1-2	.500	2	5	7	4.3	0	0	3	3	4	7	8.5
at Butler	12/07/19	*	24	1-2	.500	0-0	.000	1-4	.250	1	1	2	4.0	1	0	1	0	0	3	7.9
vs Providence	12/17/19	*	27	2-5	.400	0-3	.000	3-4	.750	0	5	5	4.1	3	2	0	0	3	7	7.8
vs Utah St.	12/21/19	*	32	5-9	.556	1-1	1.000	0-0	.000	1	4	5	4.2	0	0	2	2	3	11	8.1
ALABAMA	01/04/20		32	4-11	.364	1-3	.333	6-6	1.000	3	7	10	4.7	1	1	2	3	1	15	8.7
at South Carolina	1/7/20	*	34	4-9	.444	1-3	.333	6-6	1.000	2	7	9	5.0	4	1	2	1	1	15	9.2
at Mizzou	01/11/20		27	1-3	.333	1-2	.500	8-8	1.000	1	3	4	4.9	4	1	1	1	2	11	9.3
OLE MISS	01/14/20		20	0-2	.000	0-1	.000	3-4	.750	0	2	2	4.7	3	0	1	2	0	3	8.9
AUBURN	01/18/20		12	1-1	1.000	0-0	.000	2-2	1.000	0	0	0	4.4	3	0	0	2	0	4	8.6
at LSU	01/21/20		28	4-7	.571	1-3	.333	0-0	.000	2	4	6	4.5	3	1	1	1	1	9	8.6
BAYLOR	01/25/20		25	0-2	.000	0-1	.000	0-0	.000	0	0	0	4.3	3	0	0	2	0	0	8.1
MISSISSIPPI ST.	01/28/20	*	33	6-10	.600	3-5	.600	2-2	1.000	0	1	1	4.1	2	1	1	0	3	17	8.6
at Vanderbilt	02/01/20	*	20	1-5	.200	0-1	.000	0-0	.000	0	1	1	4.0	4	1	0	1	0	2	8.3
GEORGIA	02/05/20	*	38	1-5	.200	0-2	.000	2-2	1.000	2	7	9	4.2	2	0	3	1	1	4	8.0
at Ole Miss	02/08/20	*	27	3-6	.500	1-1	1.000	0-0	.000	1	1	2	4.1	4	1	2	0	2	7	8.0
at Texas A&M	02/12/20	*	31	3-4	.750	3-4	.750	0-0	.000	1	2	3	4.0	2	1	3	0	0	9	8.0
VANDERBILT	02/15/20	*	30	2-7	.286	1-2	.500	4-4	1.000	0	2	2	4.0	3	1	2	2	0	9	8.1
Totals		16	675	60-146	.411	17-49	.347	57-69	.826	24	71	95	4.0	55	14	30	32	29	194	8.1

Games played: 24
Minutes/game: 28.1
Points/game: 8.1
FG Pct: 41.1
3FG Pct: 34.7
FT Pct: 82.6

Rebounds/game: 4.0
Assists/game: 0.6
Turnovers/game: 1.3
Assist/turnover ratio: 0.5
Steals/game: 1.2
Blocks/game: 1.3

GAME HIGHS

Points
2019-20/Career 17, vs. Miss. State (1/28/20)

Rebounds
2019-20/Career 10, vs. Alabama (1/4/20)

Field Goals
2019-20/Career 6, vs. Miss. State (1/28/20)

Field Goal Attempts
2019-20/Career 11, vs. Alabama (1/4/20)

3-Point Field Goals
2019-20/Career 3, 2x, last at Texas A&M (2/12/20)

3-Point FG Attempts
2019-20/Career 5, vs. Miss. State (1/28/20)

Free Throws
2019-20/Career 8, at Missouri (1/11/20)

Free Throw Attempts
2019-20/Career 8, at Missouri (1/11/20)

Assists
2019-20/Career 2, 2x, last vs. Providence (12/17/19)

Steals
2019-20/Career 4, vs. Marshall (11/29/19)

Blocked Shots
2019-20/Career 3, 4x, last vs. Alabama (1/4/20)

Minutes Played
2019-20/Career 38, vs. Georgia (2/5/20)

#24 Kerry Blackshear Jr.

Grad Student | F | 6-10 | 241 | Orlando, Fla. | Virginia Tech

OVERVIEW

- Skilled big man who scored 1,152 points and 616 rebounds in 103 appearances at Virginia Tech, averaging 11.2 points and 6.0 rebounds per game.
- Two-year started who helped lead the Hokies to NCAA Tournament appearances each of the past two seasons, including a Sweet 16 trip last season.
- His 252 free throws made over the past two seasons are the most by any major conference player at least 6-foot-10.
- Named second-team All-ACC in 2019, averaging 14.9 points and 7.5 rebounds, including seven 20-point games vs. conference opponents.

2019-20 HIGHLIGHTS

- Has 8 double-doubles, the most by a Gator since Dorian Finney-Smith's 8 in 2015-16.
- Posted 11 points and 16 rebounds in the win vs. #4 Auburn, including 11 boards in the 1st half.
- Season-high 24 points and 16 rebounds vs. Alabama helped Florida record its largest-ever home comeback, topping Alabama in double overtime after trailing by 21 late in the 1st half.
- Notched a double-double in the Charleston Classic semifinal vs. Miami and championship game vs. #18 Xavier, earning All-Tournament Team honors.
- The first Gator in 4 years to post 3 consecutive double-doubles, doing so in his first 3 games at Florida.
- Posted 20 points and 10 rebounds in his Florida debut vs. UNF. It marked the first 20/10 in a season opener by a Gator since Mike Miller had 25 points and 11 rebounds vs. Georgia Southern on Nov. 16, 1998.

CAREER STATS

			Total		3-Point		F-Throws		Rebounds										Scoring	
Season	gp-gs	min/avg	fg-fga	pct	fg-fga	pct	ft-fta	pct	off	def	tot	avg	pf	fo	ast	to	blk	stl	pts	avg
2015-16*	35-5	671/19.2	83-150	.553	4-17	.235	48-86	.558	59	97	156	4.5	97	5	20	35	15	17	218	6.2
2017-18*	33-32	831/25.2	139-249	.558	15-49	.306	118-158	.747	56	140	196	5.9	102	8	40	50	30	27	411	12.5
2018-19*	35-35	1048/29.9	184-362	.508	21-63	.333	134-182	.736	108	156	264	7.5	114	5	83	63	28	23	523	14.9
2019-20	25-25	699/28.0	93-211	.441	21-67	.313	133-167	.796	60	132	192	7.7	77	3	43	38	16	16	340	13.6
TOTAL	25-25	699/28.0	93-211	.441	21-67	.313	133-167	.796	60	132	192	7.7	77	3	43	38	16	16	340	13.6
All*	128-97	3249/25.4	499-972	.513	61-196	.311	433-593	.730	283	525	808	6.3	390	21	186	186	89	83	1492	11.7

* Statistics from prior team/school

GAME-BY-GAME STATS

				Total		3-Pointers		Free throws		Rebounds										
Opponent	Date	gs	min	fg-fga	pct	3fg-fga	pct	ft-fta	pct	off	def	tot	avg	pf	a	t/o	blk	stl	pts	avg
NORTH FLORIDA	11/05/19	*	32	8-11	.727	1-1	1.000	3-3	1.000	4	6	10	10.0	1	3	2	0	2	20	20.0
FLORIDA ST.	11/10/19	*	36	0-5	.000	0-2	.000	10-14	.714	4	9	13	11.5	4	2	1	1	2	10	15.0
TOWSON	11/14/19	*	29	4-14	.286	0-4	.000	5-6	.833	5	8	13	12.0	4	1	2	1	0	13	14.3
at UConn	11/17/19	*	26	6-8	.750	1-2	.500	2-2	1.000	1	7	8	11.0	5	0	1	0	1	15	14.5
vs Saint Joseph's	11/21/19	*	5	0-0	.000	0-0	.000	1-2	.500	0	2	2	9.2	3	3	1	1	0	1	11.8
vs Miami	11/22/19	*	35	6-12	.500	3-4	.750	5-6	.833	3	8	11	9.5	1	5	2	1	1	20	13.2
vs Xavier	11/24/19	*	34	5-8	.625	0-1	.000	4-6	.667	2	8	10	9.6	3	2	2	2	1	14	13.3
MARSHALL	11/29/19	*	22	3-6	.500	0-3	.000	4-4	1.000	1	3	4	8.9	5	0	2	0	0	10	12.9
at Butler	12/07/19	*	33	5-10	.500	1-6	.167	6-7	.857	0	5	5	8.4	3	2	3	0	0	17	13.3
vs Providence	12/17/19	*	17	2-5	.400	0-0	.000	3-4	.750	1	2	3	7.9	4	0	3	0	1	7	12.7
vs Utah St.	12/21/19	*	36	3-14	.214	1-4	.250	15-17	.882	7	7	14	8.5	4	2	2	0	2	22	13.5
LBSU	12/28/19	*	24	5-7	.714	3-5	.600	8-8	1.000	4	4	8	8.4	1	1	0	0	0	21	14.2
ALABAMA	01/04/20	*	35	6-13	.462	2-5	.400	10-11	.909	6	10	16	9.0	4	1	1	1	1	24	14.9
at South Carolina	1/7/20	*	20	2-7	.286	0-0	.000	7-10	.700	1	4	5	8.7	3	0	1	0	0	11	14.6
at Mizzou	01/11/20	*	30	5-12	.417	2-5	.400	10-11	.909	2	2	4	8.4	3	2	3	1	0	22	15.1
OLE MISS	01/14/20	*	29	5-12	.417	0-3	.000	3-4	.750	5	4	9	8.4	3	0	0	1	0	13	15.0
AUBURN	01/18/20	*	34	4-14	.286	1-5	.200	2-4	.500	1	15	16	8.9	3	2	3	1	1	11	14.8
at LSU	01/21/20	*	33	5-7	.714	2-2	1.000	3-4	.750	2	3	5	8.7	3	2	2	0	1	15	14.8
BAYLOR	01/25/20	*	28	3-5	.600	0-1	.000	3-6	.500	2	2	4	8.4	3	3	1	1	2	9	14.5
MISSISSIPPI ST.	01/28/20	*	31	3-10	.300	2-4	.500	5-8	.625	3	4	7	8.4	3	2	3	0	1	13	14.4
at Vanderbilt	02/01/20	*	31	2-9	.222	0-3	.000	2-4	.500	2	5	7	8.3	2	1	0	2	0	6	14.0
GEORGIA	02/05/20	*	22	3-6	.500	1-1	1.000	5-8	.625	2	4	6	8.2	5	0	0	0	0	12	13.9
at Ole Miss	02/08/20	*	30	3-8	.375	0-3	.000	5-5	1.000	1	5	6	8.1	2	3	1	2	0	11	13.8
at Texas A&M	02/12/20	*	21	1-2	.500	0-1	.000	6-6	1.000	1	2	3	7.9	3	1	1	0	0	8	13.5
VANDERBILT	02/15/20	*	26	4-6	.667	1-2	.500	6-7	.857	0	3	3	7.7	2	5	1	1	0	15	13.6
Totals		25	699	93-211	.441	21-67	.313	133-167	.796	60	132	192	7.7	77	43	38	16	16	340	13.6

Games played: 25
Minutes/game: 28.0
Points/game: 13.6
FG Pct: 44.1
3FG Pct: 31.3
FT Pct: 79.6

Rebounds/game: 7.7
Assists/game: 1.7
Turnovers/game: 1.5
Assist/turnover ratio: 1.1
Steals/game: 0.6
Blocks/game: 0.6

HONORS

- 2019 Charleston Classic All-Tournament Team
- 2019-20 Preseason SEC Player of the Year
- 2019-20 Preseason All-SEC (Media & Coaches 1st Team)
- 2019-20 Kareem Abdul-Jabbar Award Watch List
- 2019-20 Naismith Trophy Watch List
- 2019-20 Wooden Award Preseason Top 50
- 2018-19 All-ACC (2nd Team)

GAME HIGHS

Points

2019-20	24, vs. Alabama (1/4/20)
Career	31, vs. Pittsburgh (1/6/18)

Rebounds

2019-20	16, 2x, last vs. Auburn (1/18/20)
Career	17, at North Carolina (1/21/19)

Field Goals

2019-20	8, vs. North Florida (11/5/19)
Career	12, vs. Pittsburgh (1/6/18)

Field Goal Attempts

2019-20	14, 3x, last vs. Auburn (1/18/20)
Career	19, vs. Liberty (3/24/19)

3-Point Field Goals

2019-20	3, 2x, last vs. LBSU (12/28/19)
Career	3, 3x, last vs. LBSU (12/28/19)

3-Point FG Attempts

2019-20	6, at Butler (12/7/19)
Career	6, 2x, last at Butler (12/7/19)

Free Throws

2019-20/Career	15, vs. Utah State (12/21/19)

Free Throw Attempts

2019-20/Career	17, vs. Utah State (12/21/19)

Assists

2019-20	5, 2x, last vs. Vanderbilt (2/15/20)
Career	8, 2x, last vs. Ga. Tech (2/13/19)

Steals

2019-20	2, 4x, last vs. Baylor (1/25/20)
Career	4, 2x, last vs. Ga. Tech (2/13/19)

Blocked Shots

2019-20	2, 3x, last at Ole Miss (2/8/20)
Career	4, 2x, last vs. Wake Forest (1/19/19)

Minutes Played

2019-20	36, vs. Utah State (12/21/19)
Career	43, at Virginia (2/10/18)

#33 Jason Jitoboh

Freshman | C | 6-11 | 300 | Abuja, Nigeria | Hamilton Heights (Tenn.)

OVERVIEW

- A rim protector with fantastic size and a good feel for the game.
- Has a soft touch around the basket and is a solid passer in the post.
- Helped Hamilton Heights to a 34-4 record and a Top 25 finish in MaxPreps' national rankings.
- Averaged 10.1 points and 5.6 rebounds on the Nike EYBL circuit in the summer of 2018.
- Helped lead Hamilton Heights to back-to-back NACA championships, named NACA Defensive Player of the Year and first-team all-conference.

2019-20 HIGHLIGHTS

- Adds to the Gators' post depth as an imposing presence down low.
- After finding playing time hard to come by in January, Jitoboh began seeing regular minutes once the calendar turned to February.
- Played valuable minutes in the Gators' wins at Texas A&M and Vanderbilt.
- Made the basket that started Florida's 22-point comeback in the win vs. Georgia.

CAREER STATS

			Total		3-Point		F-Throws		Rebounds										Scoring	
Season	gp-gs	min/avg	fg-fga	pct	fg-fga	pct	ft-fta	pct	off	def	tot	avg	pf	fo	ast	to	blk	stl	pts	avg
2019-20	15-0	85/5.7	10-20	.500	0-0	.000	7-15	.467	10	7	17	1.1	16	0	0	4	3	0	27	1.8
TOTAL	15-0	85/5.7	10-20	.500	0-0	.000	7-15	.467	10	7	17	1.1	16	0	0	4	3	0	27	1.8

GAME-BY-GAME STATS

				Total		3-Pointers		Free throws		Rebounds											
Opponent	Date	gs	min	fg-fga	pct	3fg-fga	pct	ft-fta	pct	off	def	tot	avg	pf	a	t/o	blk	stl	pts	avg
NORTH FLORIDA	11/05/19		7	1-2	.500	0-0	.000	1-3	.333	1	2	3	3.0	1	0	1	0	0	3	3.0
FLORIDA ST.	11/10/19		2	0-0	.000	0-0	.000	0-0	.000	0	0	0	1.5	1	0	0	0	0	0	1.5
TOWSON	11/14/19		3	1-1	1.000	0-0	.000	0-0	.000	1	0	1	1.3	0	0	0	0	0	2	1.7
at UConn	11/17/19		5	1-1	1.000	0-0	.000	0-0	.000	0	0	0	1.0	1	0	0	0	0	2	1.8
vs Miami	11/22/19		5	1-2	.500	0-0	.000	0-2	.000	0	0	0	0.8	0	0	0	0	0	2	1.8
vs Xavier	11/24/19		2	0-0	.000	0-0	.000	0-0	.000	0	0	0	0.7	1	0	0	0	0	0	1.5
vs Providence	12/17/19		8	0-1	.000	0-0	.000	0-0	.000	0	1	1	0.7	0	0	0	0	0	0	1.3
LBSU	12/28/19		9	1-3	.333	0-0	.000	3-6	.500	1	0	1	0.8	2	0	1	0	0	5	1.8
at South Carolina	1/7/20		2	0-0	.000	0-0	.000	0-0	.000	1	0	1	0.8	1	0	0	0	0	0	1.6
at Mizzou	01/11/20		6	1-2	.500	0-0	.000	0-0	.000	0	1	1	0.8	1	0	1	0	0	2	1.6
at Vanderbilt	02/01/20		6	0-0	.000	0-0	.000	0-0	.000	1	1	2	0.9	0	0	0	0	0	0	1.5
GEORGIA	02/05/20		5	1-1	1.000	0-0	.000	0-0	.000	0	0	0	0.8	1	0	0	0	0	2	1.5
at Ole Miss	02/08/20		8	1-2	.500	0-0	.000	0-0	.000	1	1	2	0.9	0	0	0	1	0	2	1.5
at Texas A&M	02/12/20		9	1-3	.333	0-0	.000	1-2	.500	3	1	4	1.1	4	0	1	1	0	3	1.6
VANDERBILT	02/15/20		8	1-2	.500	0-0	.000	2-2	1.000	1	0	1	1.1	3	0	0	1	0	4	1.8
Totals		0	85	10-20	.500	0-0	.000	7-15	.467	10	7	17	1.1	16	0	4	3	0	27	1.8

Games played: 15
Minutes/game: 5.7
Points/game: 1.8
FG Pct: 50.0
FT Pct: 46.7

Rebounds/game: 1.1
Turnovers/game: 0.3
Blocks/game: 0.2

GAME HIGHS

Points
2019-20/Career 5, vs. LBSU (12/28/19)

Rebounds
2019-20/Career 4, at Texas A&M (2/12/20)

Field Goals
2019-20/Career 1, 10x, last vs. Vandy (2/15/20)

Field Goal Attempts
2019-20/Career 3, 2x, last at Texas A&M (2/12/20)

3-Point Field Goals
2019-20/Career ---

3-Point FG Attempts
2019-20/Career ---

Free Throws
2019-20/Career 3, vs. LBSU (12/28/19)

Free Throw Attempts
2019-20/Career 6, vs. LBSU (12/28/19)

Assists
2019-20/Career ---

Steals
2019-20/Career ---

Blocked Shots
2019-20/Career 1, 3x, last vs. Vanderbilt (2/15/20)

Minutes Played
2019-20/Career 9, 2x, last at Texas A&M (2/12/20)

Sit-Out Transfers

#4 Anthony Duruji

Junior | F | 6-7 | 213 | Germantown, Md. | Louisiana Tech

OVERVIEW

- An outstanding athlete with the ability to play above the rim or step out and shoot from the perimeter.
- Played in 65 games with 52 starts over two seasons at Louisiana Tech, averaging 9.7 points and 5.1 rebounds to go along with 85 blocked shots.
- Earned 2018 Conference USA Freshman of the Year honors and followed that up by starting all 33 games as a sophomore and posting 12.2 points and 6.2 rebounds per game.

2019-20 HIGHLIGHTS

- Expected to be an important member of the scout team, ready to step in as a natural 4 in 2020.

CAREER STATS

			Total		3-Point		F-Throws		Rebounds										Scoring	
Season	gp-gs	min/avg	fg-fga	pct	fg-fga	pct	ft-fta	pct	off	def	tot	avg	pf	fo	ast	to	blk	stl	pts	avg
2017-18*	32-19	683/21.3	82-182	.451	28-71	.394	37-62	.597	36	95	131	4.1	77	2	26	38	45	12	229	7.2
2018-19*	33-33	988/29.9	144-308	.468	41-121	.339	74-110	.673	48	155	203	6.2	83	1	31	55	40	31	403	12.2
All*	65-52	1671/25.7	226-490	.461	69-192	.359	111-172	.645	84	250	334	5.1	160	3	57	93	85	43	632	9.7

* Statistics from prior team/school

#22 Tyree Appleby

Junior | G | 6-1 | 163 | Jacksonville, Ark. | Cleveland State

OVERVIEW

- High-scoring point guard who earned All-Horizon League honors as a sophomore.
- Scored 899 points (14.3) and dished 297 assists (4.7) in 63 games at Cleveland State, starting 54 of his last 55 appearances.
- Improved his 3-point shooting percentage and volume in his sophomore year, shooting.389 (74-for-190) in 2018-19 after a .324 (36-for-111) clip his freshman season.
- Has scored 20+ points 14 times and posted one triple-double, tallying 19 points, 11 rebounds and 11 assists vs. UW-Milwaukee.

2019-20 HIGHLIGHTS

- Gives the Gators a veteran point guard presence on the practice court who will provide experienced scoring at the position in 2020.

CAREER STATS

			Total		3-Point		F-Throws		Rebounds										Scoring	
Season	gp-gs	min/avg	fg-fga	pct	fg-fga	pct	ft-fta	pct	off	def	tot	avg	pf	fo	ast	to	blk	stl	pts	avg
2017-18*	34-25	874/25.7	129-292	.442	36-111	.324	106-148	.716	17	65	82	2.4	68	0	135	115	8	44	400	11.8
2018-19*	29-29	885/30.5	147-350	.420	74-190	.389	131-168	.780	10	98	108	3.7	48	1	162	100	9	42	499	17.2
All*	63-54	1759/27.9	276-642	.430	110-301	.365	237-316	.750	27	163	190	3.0	116	1	297	215	17	86	899	14.3

* Statistics from prior team/school

Walk-Ons

#3 Alex Klatsky

Freshman | G | 6-3 | 189 | Colts Neck, N.J. | Ranney School

OVERVIEW

- An elite shooter who can help stretch defenses and brings high-level winning experience both in high school and AAU.
- Four-year varsity starter and two-year captain, part of 104 wins in his career.
- Helped Ranney School to its first victory in New Jersey's Tournament of Champions and two NJ Shore Conference championships.
- Teammates with Scottie Lewis in high school and middle school.
- Was also an AAU teammate of Lewis and several other Division I players, including Bryan Antoine (Villanova), Aidan Igiehon (Louisville) and Jalen Gaffney (UConn).
- 2019 NJSIAA and Shore Conference All-Star Teams.

2019-20 HIGHLIGHTS

- Plans to redshirt in 2019-20.

#34 Christopher Sutherland

Grad Student | G | 6-3 | 170 | Queens, N.Y. | Dunbar (Fla.)

OVERVIEW

- A practice player on the Florida women's basketball team for several years, Sutherland joined the men's program as a manager in 2018 prior to his senior year.
- After a year and a half as a manager, Sutherland was presented the opportunity to join the Florida roster on Jan. 16, 2020.
- A second-team All-State player in high school, helping lead his team to the 2015 state semifinals. Also competed in the high jump.

2019-20 HIGHLIGHTS

- Earned an appearance in his first game dressing, a win over 4th-ranked Auburn.

CAREER STATS

			Total		3-Point		F-Throws		Rebounds										Scoring	
Season	gp-gs	min/avg	fg-fga	pct	fg-fga	pct	ft-fta	pct	off	def	tot	avg	pf	fo	ast	to	blk	stl	pts	avg
2019-20	2-0	2/1.0	0-0	.000	0-0	.000	1-2	.500	0	0	0	0.0	0	0	0	0	0	0	1	0.5
TOTAL	2-0	2/1.0	0-0	.000	0-0	.000	1-2	.500	0	0	0	0.0	0	0	0	0	0	0	1	0.5

GAME-BY-GAME STATS

				Total		3-Pointers		Free throws		Rebounds										
Opponent	Date	gs	min	fg-fga	pct	3fg-fga	pct	ft-fta	pct	off	def	tot	avg	pf	a	t/o	blk	stl	pts	avg
AUBURN	01/18/20		0	0-0	.000	0-0	.000	0-0	.000	0	0	0	0.0	0	0	0	0	0	0	0.0
VANDERBILT	02/15/20		2	0-0	.000	0-0	.000	1-2	.500	0	0	0	0.0	0	0	0	0	0	1	0.5
Totals		0	2	0-0	.000	0-0	.000	1-2	.500	0	0	0	0.0	0	0	0	0	0	1	0.5

Games played: 2
Minutes/game: 1.0
Points/game: 0.5
FT Pct: 50.0

2019-20 Box Scores

Official Basketball Box Score - Final

North Florida at Florida

11/06/19 Exactech Arena at Stephen C. O'Connell Center, Gainesville
2019-20 Men's Basketball

Game Time: 12:00 AM
Game Duration: 1:58
Attendance: 9,685

Officials: Randy Heimerman, Vladimir Voyard-Tadal, Josue Nieves

North Florida - 59 **Record: 0-1**

NO.	Name		Min	FG M-A	3P M-A	FT M-A	Rebounds OR	DR	TOT	Fouls PF	FD	TP	AS	TO	ST	Blocks BS	BA	+/-
2	Wajid Aminu	F	18:31	3-6	1-1	1-4	1	2	3	4	3	8	1	3	0	0	0	-12
23	Carter Hendricksen	F	26:11	3-9	2-6	0-0	2	5	7	3	2	8	0	1	1	0	1	11
3	J.T. Escobar	G	31:43	5-11	3-8	2-2	0	2	2	0	2	15	0	1	0	0	0	-11
10	Ivan Gandia-Rosa	G	29:59	2-8	2-7	0-0	3	3	6	1	1	6	8	4	0	0	0	1
11	Garrett Sams	G	32:06	4-14	3-8	3-4	0	6	6	1	3	14	3	3	2	0	1	-13
0	Emmanuel Adedoyin		12:51	0-0	0-0	0-0	0	1	1	4	0	0	1	3	0	0	0	-17
5	Dorian James		13:28	1-2	0-1	0-0	3	1	4	1	1	2	0	2	0	0	0	-18
21	Josh Endicott		22:57	3-3	0-0	0-0	1	2	3	3	4	6	0	1	0	0	0	-9
12	Ryan Burkhardt		08:17	0-3	0-3	0-0	0	0	0	0	0	0	0	0	0	0	0	-4
4	Ezekiel Balogun		03:57	0-1	0-0	0-0	0	0	0	1	0	0	0	0	0	0	1	-3
Team							3	1	4			0		1				
Totals				21-57	11-34	6-10	13	23	36	18	16	59	13	19	3	0	3	-15

Shooting By Period		
1st FG%	8-29	27.6%
3PT%	4-19	21.1%
FT%	2-4	50%
2nd FG%	13-28	46.4%
3PT%	7-15	46.7%
FT%	4-6	66.7%
GM FG%	21-57	36.8%
3PT%	11-34	32.4%
FT%	6-10	60.0%

Dead Ball Rebounds: 1, 0

Technical Fouls::NONE

Florida - 74 **Record: 1-0**

NO.	Name		Min	FG M-A	3P M-A	FT M-A	Rebounds OR	DR	TOT	Fouls PF	FD	TP	AS	TO	ST	Blocks BS	BA	+/-
11	Keyontae Johnson	F	18:43	3-7	0-0	1-2	3	4	7	3	1	7	2	1	2	0	0	2
24	Kerry Blackshear	F	31:56	8-11	1-1	3-3	4	6	10	1	6	20	3	2	2	0	0	20
1	Tre Mann	G	27:38	5-11	0-1	1-2	1	3	4	3	2	11	0	1	1	0	0	17
2	Andrew Nembhard	G	31:22	1-7	0-3	0-0	0	0	0	1	1	2	4	0	1	0	0	15
10	Noah Locke	G	26:35	5-12	2-7	2-2	0	2	2	0	1	14	0	1	0	0	0	7
5	Omar Payne		13:09	2-3	0-0	2-2	3	2	5	3	2	6	1	3	0	2	0	12
23	Scottie Lewis		22:32	4-10	0-2	1-2	1	4	5	1	1	9	2	0	0	1	0	14
21	Dontay Bassett		09:00	0-2	0-0	2-2	4	2	6	1	2	2	2	0	1	0	0	0
0	Ques Glover		11:53	0-4	0-1	0-0	1	0	1	2	0	0	1	1	0	0	0	-8
33	Jason Jitoboh		07:12	1-2	0-0	1-3	1	2	3	1	2	3	0	1	0	0	0	-4
Team							1	1	2			0		0				
Totals				29-69	3-15	13-18	19	26	45	16	18	74	15	10	7	3	0	15

Shooting By Period		
1st FG%	13-35	37.1%
3PT%	2-6	33.3%
FT%	11-14	78.6%
2nd FG%	16-34	47.1%
3PT%	1-9	11.1%
FT%	2-4	50%
GM FG%	29-69	42.0%
3PT%	3-15	20.0%
FT%	13-18	72.2%

Dead Ball Rebounds: 3, 0

Technical Fouls::NONE

	UNF	UF
Biggest lead	3 (1st 16:24)	24 (2nd 16:40)
Best Scoring Run	8(2nd 12:18)	16(1st 5:18)
Lead Changes	2	
Times Tied	2	
Time with Lead	02:40	34:21

Points from	UNF	UF
Turnovers	3	26
Paint	14	38
Second Chance	13	19
Fast Breaks	7	9
Bench	8	20

Period by Period Scoring	1st	2nd	TOT
UNF	22	37	59
UF	39	35	74

Official Basketball Box Score - Final

Florida St. at Florida

11/10/19 Exactech Arena at Stephen C. O'Connell Center, Gainesville
2019-20 Men's Basketball

Game Time: 6:00 PM
Game Duration: 2:23
Attendance: 10,851

Officials: Doug Shows, Tony Greene, Mike Eades

Florida St. - 63 **Record: 1-1**

NO.	Name		Min	FG M-A	3P M-A	FT M-A	Rebounds OR	DR	TOT	Fouls PF	FD	TP	AS	TO	ST	Blocks BS	BA	+/-
1	RaiQuan Gray	F	23:37	1-5	1-3	4-6	0	5	5	1	4	7	2	1	1	0	0	10
10	Malik Osbrone	F	26:12	4-7	0-0	2-2	2	2	4	4	2	10	0	0	1	0	0	15
3	Trent Forrest	G	31:06	1-7	1-3	5-6	3	5	8	1	4	8	7	4	1	0	1	12
23	M.J. Walker	G	32:28	3-10	1-5	5-6	0	3	3	1	5	12	1	2	1	0	1	8
24	Devin Vassell	G	33:48	6-15	1-3	0-1	2	4	6	1	2	13	0	0	2	1	1	10
2	A Polite		18:06	2-3	1-1	2-2	0	2	2	1	2	7	0	1	1	1	0	1
4	Patrick Williams		15:52	2-4	0-1	0-0	1	4	5	2	0	4	0	1	1	3	0	2
5	Balsa Koprivica		05:54	1-2	0-0	0-0	0	0	0	3	0	2	0	0	0	0	1	-3
15	Dominik Olejniczak		06:48	0-1	0-0	0-0	1	1	2	2	0	0	0	0	0	0	0	-1
31	Wyatt Wilkes		06:09	0-1	0-1	0-0	0	0	0	1	0	0	1	0	0	0	0	6
Team							2	0	2			0		0				
Totals				20-55	5-17	18-23	11	26	37	17	19	63	11	9	8	5	4	12

Shooting By Period		
1st FG%	6-24	25.0%
3PT%	1-9	11.1%
FT%	12-16	75%
2nd FG%	14-31	45.2%
3PT%	4-8	50.0%
FT%	6-7	85.7%
GM FG%	20-55	36.4%
3PT%	5-17	29.4%
FT%	18-23	78.3%

Dead Ball Rebounds: 2, 0

Technical Fouls::NONE

Florida - 51 **Record: 1-1**

NO.	Name		Min	FG M-A	3P M-A	FT M-A	Rebounds OR	DR	TOT	Fouls PF	FD	TP	AS	TO	ST	Blocks BS	BA	+/-
11	Keyontae Johnson	F	29:46	8-12	1-2	2-2	1	3	4	2	1	19	0	4	0	0	2	-13
24	Kerry Blackshear	F	35:27	0-5	0-2	10-14	4	9	13	4	10	10	2	1	2	1	1	-8
1	Tre Mann	G	22:58	1-6	1-4	2-2	0	2	2	4	2	5	0	1	0	0	0	-8
2	Andrew Nembhard	G	37:32	2-7	2-5	0-0	0	5	5	1	0	6	3	4	0	0	0	-13
10	Noah Locke	G	29:49	1-11	0-7	0-0	0	3	3	1	1	2	1	2	0	0	1	-13
23	Scottie Lewis		22:26	0-4	0-2	4-4	1	0	1	3	2	4	0	1	1	3	0	4
5	Omar Payne		13:57	2-4	0-0	1-2	2	2	4	2	1	5	0	0	0	0	1	-3
0	Ques Glover		06:20	0-1	0-0	0-0	0	0	0	1	0	0	0	0	0	0	0	-4
33	Jason Jitoboh		01:45	0-0	0-0	0-0	0	0	0	1	0	0	0	0	0	0	0	-2
Team							5	2	7			0		3				
Totals				14-50	4-22	19-24	13	26	39	19	17	51	6	16	3	4	5	-12

Shooting By Period		
1st FG%	6-27	22.2%
3PT%	1-11	9.1%
FT%	8-10	80%
2nd FG%	8-23	34.8%
3PT%	3-11	27.3%
FT%	11-14	78.6%
GM FG%	14-50	28.0%
3PT%	4-22	18.2%
FT%	19-24	79.2%

Dead Ball Rebounds: 2, 1

Technical Fouls::NONE

	FSU	UF
Biggest lead	14 (2nd 9:31)	3 (1st 11:21)
Best Scoring Run	10(2nd 17:03)	6(1st 11:21)
Lead Changes	4	
Times Tied	7	
Time with Lead	28:19	04:50

Points from	FSU	UF
Turnovers	15	10
Paint	26	18
Second Chance	7	11
Fast Breaks	15	8
Bench	13	9

Period by Period Scoring	1st	2nd	TOT
FSU	25	38	63
UF	21	30	51

Official Basketball Box Score - Final

Towson at Florida

11/15/19 Exactech Arena at Stephen C. O'Connell Center, Gainesville
2019-20 Men's Basketball

Game Time: 12:00 AM
Game Duration: 2:02
Attendance: 8,055

Officials: Pat Adams, Ted Valentine, R.B. Clyburn

Towson - 60 **Record: 2-2**

NO.	Name		Min	FG M-A	3P M-A	FT M-A	Rebounds OR	DR	TOT	Fouls PF	FD	TP	AS	TO	ST	Blocks BS	BA	+/-
11	Dennis Tunstall	F	26:45	2-3	1-2	0-0	1	4	5	4	1	5	2	0	1	0	0	-2
32	Charles Thompson	F	19:25	2-2	0-0	0-0	0	3	3	2	0	4	0	1	1	1	0	-3
2	Allen Betrand	G	32:21	5-9	2-4	2-2	0	4	4	3	1	14	1	4	1	0	0	-1
5	Jakigh Dottin	G	17:13	4-6	2-3	0-0	0	2	2	2	0	10	4	0	0	0	0	5
23	Brian Fobbs	G	36:01	4-11	0-6	4-5	0	5	5	3	2	12	2	5	0	0	0	-6
12	Juwan Gray		22:25	3-6	1-2	0-0	0	2	2	2	0	7	0	0	1	2	0	-7
10	Jason Gibson		26:08	0-7	0-2	1-2	1	1	2	0	2	1	1	0	0	0	1	-14
20	Nakye Sanders		19:42	1-4	0-0	5-7	3	3	6	4	7	7	0	2	1	0	0	-2
Team							0	3	3			0		1				
Totals				21-48	6-19	12-16	5	27	32	20	13	60	10	13	5	3	1	-6

Shooting By Period		
1st FG%	10-20	50.0%
3PT%	2-7	28.6%
FT%	8-11	72.7%
2nd FG%	11-28	39.3%
3PT%	4-12	33.3%
FT%	4-5	80%
GM FG%	21-48	43.8%
3PT%	6-19	31.6%
FT%	12-16	75.0%

Dead Ball Rebounds: 4, 0

Technical Fouls::NONE

Florida - 66 **Record: 2-1**

NO.	Name		Min	FG M-A	3P M-A	FT M-A	Rebounds OR	DR	TOT	Fouls PF	FD	TP	AS	TO	ST	Blocks BS	BA	+/-
11	Keyontae Johnson	F	34:26	3-8	2-4	0-0	0	4	4	2	0	8	2	1	1	0	1	7
24	Kerry Blackshear	F	29:04	4-14	0-4	5-6	5	8	13	4	4	13	1	2	0	1	2	12
1	Tre Mann	G	23:57	2-7	1-5	1-4	0	1	1	3	5	6	1	1	1	0	0	-2
2	Andrew Nembhard	G	37:34	3-7	1-2	4-4	0	2	2	1	4	11	9	3	1	0	0	15
23	Scottie Lewis	G	30:45	5-8	2-4	3-5	0	3	3	1	3	15	0	1	0	0	0	23
5	Omar Payne		13:24	4-4	0-0	0-1	1	2	3	2	1	8	0	0	0	0	0	-4
10	Noah Locke		23:04	1-5	1-2	0-0	0	0	0	0	0	3	0	0	0	0	0	-8
0	Ques Glover		04:40	0-1	0-1	0-0	0	0	0	0	0	0	0	0	0	0	0	-10
33	Jason Jitoboh		03:06	1-1	0-0	0-0	1	0	1	0	3	2	0	0	0	0	0	-3
Team							2	1	3			0		0				
Totals				23-55	7-22	13-20	9	21	30	13	20	66	13	8	3	1	3	6

Shooting By Period		
1st FG%	12-32	37.5%
3PT%	2-12	16.7%
FT%	4-6	66.7%
2nd FG%	11-23	47.8%
3PT%	5-10	50.0%
FT%	9-14	64.3%
GM FG%	23-55	41.8%
3PT%	7-22	31.8%
FT%	13-20	65.0%

Dead Ball Rebounds: 3, 1

Technical Fouls::NONE

	TOW	UF
Biggest lead	6 (1st 9:25)	6 (2nd 0:17)
Best Scoring Run	11(1st 9:25)	7(1st 6:42)
Lead Changes	16	
Times Tied	7	
Time with Lead	10:25	23:14

Points from	TOW	UF
Turnovers	11	17
Paint	16	28
Second Chance	2	9
Fast Breaks	6	5
Bench	15	13

Period by Period Scoring	1st	2nd	TOT
TOW	30	30	60
UF	30	36	66

Official Basketball Box Score - Final

Florida at UConn

11/17/19 Harry A. Gampel Pavilion, Storrs
2019-20 Men's Basketball

Game Time: 8:00 PM
Game Duration: 2:01
Attendance: 10,167

Officials: Joe Lindsay, Pat Driscoll, Brian O'Connell

Florida - 59 **Record: 2-2**

NO.	Name		Min	FG M-A	3P M-A	FT M-A	Rebounds OR	DR	TOT	Fouls PF	FD	TP	AS	TO	ST	Blocks BS	BA	+/-
11	Keyontae Johnson	F	25:41	4-5	0-0	0-0	1	6	7	3	1	8	1	3	0	0	0	3
24	Kerry Blackshear	F	25:46	6-8	1-2	2-2	1	7	8	5	2	15	0	1	1	0	0	5
1	Tre Mann	G	12:08	1-4	0-2	0-0	0	3	3	3	1	2	0	1	1	0	0	6
2	Andrew Nembhard	G	38:58	4-14	1-4	5-6	1	4	5	2	4	14	7	2	1	0	2	-1
23	Scottie Lewis	G	30:52	2-7	1-4	3-4	0	2	2	3	2	8	0	0	1	1	1	-3
10	Noah Locke		31:12	2-8	2-6	0-1	1	3	4	0	2	6	0	1	0	0	0	-9
5	Omar Payne		16:38	1-2	0-0	0-0	1	2	3	3	1	2	0	2	0	2	0	-17
0	Ques Glover		08:42	1-4	0-2	0-0	0	0	0	0	1	2	1	0	0	0	0	3
12	Gorjok Gak		05:27	0-2	0-0	0-0	1	1	2	1	0	0	0	0	0	0	1	-3
33	Jason Jitoboh		04:36	1-1	0-0	0-0	0	0	0	1	0	2	0	0	0	0	0	1
Team							2	1	3			0		3				
Totals				22-55	5-20	10-13	8	29	37	21	14	59	9	13	4	3	4	-3

Shooting By Period		
1st FG%	8-26	30.8%
3PT%	1-11	9.1%
FT%	3-4	75%
2nd FG%	14-29	48.3%
3PT%	4-9	44.4%
FT%	7-9	77.8%
GM FG%	22-55	40.0%
3PT%	5-20	25.0%
FT%	10-13	76.9%

Dead Ball Rebounds: 2, 0

Technical Fouls::NONE

UConn - 62 **Record: 2-1**

NO.	Name		Min	FG M-A	3P M-A	FT M-A	Rebounds OR	DR	TOT	Fouls PF	FD	TP	AS	TO	ST	Blocks BS	BA	+/-
12	Tyler Polley	F	31:57	6-13	3-8	0-0	1	4	5	1	1	15	0	1	2	0	2	10
23	Akok Akok	F	29:25	0-3	0-2	0-0	1	7	8	3	0	0	1	0	0	2	0	2
25	Josh Carlton	F	23:07	5-10	0-0	3-5	4	4	8	4	8	13	1	4	0	1	0	-2
1	Christian Vital	G	35:51	4-9	1-3	6-6	4	0	4	3	4	15	5	2	3	0	1	9
3	Alterique Gilbert	G	35:59	3-13	0-6	4-7	0	2	2	2	5	10	4	2	2	0	0	5
5	Isaiah Whaley		16:53	3-4	0-0	1-2	0	6	6	1	2	7	0	0	0	1	0	5
0	Jalen Gaffney		09:33	0-2	0-1	0-0	0	2	2	0	0	0	0	0	0	0	0	-5
10	Brendan Adams		10:26	0-3	0-1	0-0	0	0	0	0	0	0	0	0	0	0	0	-7
15	Sidney Wilson		06:49	0-2	0-1	2-2	1	0	1	0	1	2	0	0	0	0	0	-2
Team							1	1	2			0		0				
Totals				21-59	4-22	16-22	12	26	38	14	21	62	11	9	7	4	3	3

Shooting By Period		
1st FG%	9-27	33.3%
3PT%	2-12	16.7%
FT%	5-8	62.5%
2nd FG%	12-32	37.5%
3PT%	2-10	20.0%
FT%	11-14	78.6%
GM FG%	21-59	35.6%
3PT%	4-22	18.2%
FT%	16-22	72.7%

Dead Ball Rebounds: 3, 0

Technical Fouls::NONE

	FLA	UCONN
Biggest lead	6 (1st 15:42)	8 (2nd 14:45)
Best Scoring Run	6(1st 15:42)	11(1st 10:45)
Lead Changes	5	
Times Tied	5	
Time with Lead	10:29	27:35

Points from	FLA	UCONN
Turnovers	2	13
Paint	30	22
Second Chance	5	9
Fast Breaks	7	8
Bench	12	9

Period by Period Scoring	1st	2nd	TOT
FLA	20	39	59
UCONN	25	37	62

2019-20 Box Scores

Official Basketball Box Score -- Game Totals -- Final Statistics
Florida vs Saint Joseph's
11/21/19 2:00 PM at Charleston, S.C. (TD Arena)

Florida 70 • 3-2

##	Player		Total FG-FGA	3-Ptr FG-FGA	FT-FTA	Rebounds Off	Def	Tot	PF	TP	A	TO	Blk	Stl	Min
11	Keyontae Johnson	f	9-15	2-5	2-5	3	9	12	4	22	1	2	2	0	37
24	Kerry Blackshear	f	0-0	0-0	1-2	0	2	2	3	1	3	1	1	0	5
02	Andrew Nembhard	g	6-19	2-7	2-2	0	6	6	3	16	2	3	0	1	33
10	Noah Locke	g	4-9	3-7	2-2	1	3	4	1	13	2	2	0	1	37
23	Scottie Lewis	g	2-4	0-1	4-6	1	3	4	2	8	0	2	2	2	30
00	Ques Glover		2-5	0-2	2-3	0	0	0	1	6	0	1	0	0	20
05	Omar Payne		1-3	0-0	2-3	4	5	9	3	4	1	0	3	0	28
21	Dontay Bassett		0-0	0-0	0-0	0	2	2	4	0	0	1	2	0	10
	Team					1	2	3							
	Totals		24-55	7-22	15-23	10	32	42	21	70	9	12	10	4	200

FG % 1st Half: 16-34 47.1% 2nd half: 8-21 38.1% Game: 24-55 43.6%
3FG % 1st Half: 7-18 38.9% 2nd half: 0-4 0.0% Game: 7-22 31.8%
FT % 1st Half: 2-3 66.7% 2nd half: 13-20 65.0% Game: 15-23 65.2%

Deadball Rebounds 3

Saint Joseph's 62 • 2-3

##	Player		Total FG-FGA	3-Ptr FG-FGA	FT-FTA	Rebounds Off	Def	Tot	PF	TP	A	TO	Blk	Stl	Min
02	DOUGLAS, Myles	f	1-5	0-1	6-7	2	5	7	2	8	2	4	0	0	32
21	EDWARDS, Lorenzo	f	1-7	1-5	0-2	1	3	4	3	3	1	0	2	0	34
01	DALY, Ryan	g	11-26	1-5	2-2	2	8	10	3	25	3	2	0	1	36
03	BROWN, Cameron	g	0-3	0-1	0-0	1	1	2	4	0	1	1	0	0	21
33	FUNK, Taylor	g	5-14	0-7	1-2	3	2	5	2	11	1	2	2	0	33
00	KNOX, Chereef		2-6	0-2	0-0	0	0	0	1	4	0	0	1	0	7
10	MOORE, Rahmir		3-4	1-1	4-6	3	1	4	3	11	1	2	0	2	25
12	LONGPRE, Anthonty		0-0	0-0	0-0	0	3	3	2	0	0	0	0	0	9
25	ASHLEY, Dennis		0-1	0-1	0-0	0	0	0	0	0	0	0	0	0	3
	Team					2	3	5							
	Totals		23-66	3-23	13-19	14	26	40	20	62	9	11	5	3	200

FG % 1st Half: 10-38 26.3% 2nd half: 13-28 46.4% Game: 23-66 34.8%
3FG % 1st Half: 1-14 7.1% 2nd half: 2-9 22.2% Game: 3-23 13.0%
FT % 1st Half: 4-5 80.0% 2nd half: 9-14 64.3% Game: 13-19 68.4%

Deadball Rebounds 3

Officials: Kipp Kissinger, Nathan Farrell, Kerry Sitton
Technical fouls: Florida-Keyontae Johnson; Kerry Blackshear. Saint Joseph's-DALY, Ryan.
Attendance: 2914
Charleston Classic Game 2

Score by periods	1st	2nd	Total
Florida	41	29	**70**
Saint Joseph's	25	37	**62**

Points	In Paint	Off T/O	2nd Chance	Fast Break	Bench
UF	28	12	8	4	10
SJU	38	15	15	6	15

Last FG - UF 2nd-04:35, SJU 2nd-00:56.
Largest lead - UF by 18 1st-04:24, SJU None.
UF led for 39:45. SJU led for 00:00. Game was tied for 00:14.

Score tied - 0 times.
Lead changed - 0 times.

Official Basketball Box Score -- Game Totals -- Final Statistics
Miami vs Florida
11/22/19 12:00 PM at Charleston, S.C. (TD Arena)

Miami 58 • 4-2

##	Player		Total FG-FGA	3-Ptr FG-FGA	FT-FTA	Rebounds Off	Def	Tot	PF	TP	A	TO	Blk	Stl	Min
21	Sam Waardenburg	f	2-4	1-2	0-0	0	5	5	2	5	1	1	1	0	22
14	Rodney Miller	c	2-4	0-0	0-4	3	1	4	1	4	1	1	2	2	28
00	Chris Lykes	g	7-12	2-4	0-0	0	0	0	2	16	2	6	0	1	30
01	DJ Vasiljevic	g	3-9	2-5	0-0	0	1	1	0	8	1	1	0	0	34
23	Kameron McGusty	g	3-12	2-3	2-2	0	5	5	3	10	3	1	0	1	30
02	Isaiah Wong		2-4	0-2	1-1	0	3	3	0	5	1	1	0	0	11
05	Harlond Beverly		0-3	0-2	2-2	1	1	2	2	2	1	2	0	0	13
11	Anthony Walker		2-5	0-1	0-0	0	1	1	2	4	0	0	1	1	19
15	Willie Herenton		0-0	0-0	0-0	0	0	0	0	0	0	0	0	0	2
22	Deng Gak		2-2	0-0	0-2	2	1	3	1	4	0	1	0	1	11
	Team					1	3	4							
	Totals		23-55	7-19	5-11	7	21	28	13	58	10	14	4	6	200

FG % 1st Half: 14-28 50.0% 2nd half: 9-27 33.3% Game: 23-55 41.8%
3FG % 1st Half: 5-10 50.0% 2nd half: 2-9 22.2% Game: 7-19 36.8%
FT % 1st Half: 0-2 0.0% 2nd half: 5-9 55.6% Game: 5-11 45.5%

Deadball Rebounds 3

Florida 78 • 4-2

##	Player		Total FG-FGA	3-Ptr FG-FGA	FT-FTA	Rebounds Off	Def	Tot	PF	TP	A	TO	Blk	Stl	Min
11	Keyontae Johnson	f	5-8	1-2	1-1	1	6	7	4	12	2	2	0	1	29
24	Kerry Blackshear	f	6-12	3-4	5-6	3	8	11	1	20	5	2	1	1	35
02	Andrew Nembhard	g	3-8	2-5	0-1	0	3	3	2	8	9	4	0	4	32
10	Noah Locke	g	2-4	2-4	0-0	0	2	2	0	6	0	0	0	0	29
23	Scottie Lewis	g	5-10	1-2	2-2	4	4	8	1	13	0	0	3	2	36
00	Ques Glover		5-6	1-2	0-0	0	1	1	2	11	2	3	0	0	17
05	Omar Payne		3-6	0-0	0-1	1	4	5	2	6	0	0	1	0	14
21	Dontay Bassett		0-0	0-0	0-0	0	0	0	2	0	0	0	0	0	3
33	Jason Jitoboh		1-2	0-0	0-2	0	0	0	0	2	0	0	0	0	5
	Team					0	0	0				1			
	Totals		30-56	10-19	8-13	9	28	37	14	78	18	12	5	8	200

FG % 1st Half: 15-27 55.6% 2nd half: 15-29 51.7% Game: 30-56 53.6%
3FG % 1st Half: 7-12 58.3% 2nd half: 3-7 42.9% Game: 10-19 52.6%
FT % 1st Half: 1-1 100.0 2nd half: 7-12 58.3% Game: 8-13 61.5%

Deadball Rebounds 1

Officials: John Higgins, Ron Groover, John Gaffney
Technical fouls: Miami-None. Florida-None.
Attendance:
Charleston Classic Semifinal 1

Score by periods	1st	2nd	Total
Miami	33	25	**58**
Florida	38	40	**78**

Points	In Paint	Off T/O	2nd Chance	Fast Break	Bench
UM	26	10	10	4	15
UF	30	21	11	11	19

Last FG - UM 2nd-00:34, UF 2nd-00:43.
Largest lead - UM by 6 1st-14:28, UF by 23 2nd-02:44.
UM led for 03:28. UF led for 34:27. Game was tied for 02:05.

Score tied - 3 times.
Lead changed - 4 times.

Official Basketball Box Score -- Game Totals -- Final Statistics
Florida vs Xavier
11/24/19 8:30 PM at Charleston, S.C. (TD Arena)

Florida 70 • 5-2

##	Player		Total FG-FGA	3-Ptr FG-FGA	FT-FTA	Rebounds Off	Def	Tot	PF	TP	A	TO	Blk	Stl	Min
11	Keyontae Johnson	f	6-10	0-2	3-5	1	4	5	1	15	0	3	0	0	35
24	Kerry Blackshear	f	5-8	0-1	4-6	2	8	10	3	14	2	2	2	1	34
02	Andrew Nembhard	g	5-10	3-6	2-2	0	2	2	2	15	4	3	0	1	32
10	Noah Locke	g	5-8	3-5	0-0	0	2	2	0	13	0	0	0	4	35
23	Scottie Lewis	g	1-7	0-2	2-2	1	3	4	2	4	1	2	1	2	33
00	Ques Glover		4-5	1-2	0-0	1	1	2	1	9	0	4	0	0	16
01	Tre Mann		0-0	0-0	0-0	0	0	0	2	0	0	0	0	1	6
05	Omar Payne		0-0	0-0	0-0	0	0	0	2	0	1	0	0	0	7
33	Jason Jitoboh		0-0	0-0	0-0	0	0	0	1	0	0	0	0	0	2
	Team					0	2	2				2			
	Totals		26-48	7-18	11-15	5	22	27	14	70	8	16	3	9	200

FG % 1st Half: 16-25 64.0% 2nd half: 10-23 43.5% Game: 26-48 54.2%
3FG % 1st Half: 3-7 42.9% 2nd half: 4-11 36.4% Game: 7-18 38.9%
FT % 1st Half: 4-6 66.7% 2nd half: 7-9 77.8% Game: 11-15 73.3%

Deadball Rebounds 2

Xavier 65 • 6-1

##	Player		Total FG-FGA	3-Ptr FG-FGA	FT-FTA	Rebounds Off	Def	Tot	PF	TP	A	TO	Blk	Stl	Min
04	JONES, Tyrique	f	4-7	0-0	5-7	3	4	7	4	13	2	3	0	1	28
13	MARSHALL, Naji	f	3-8	0-2	0-0	2	1	3	2	6	4	2	0	0	33
25	CARTER, Jason	f	1-2	0-0	3-4	1	4	5	3	5	4	2	1	2	36
01	SCRUGGS, Paul	g	10-22	2-7	2-2	2	1	3	5	24	1	6	1	1	35
03	GOODIN, Quentin	g	4-9	3-4	0-0	2	3	5	1	11	2	2	0	1	33
02	BISHOP, Dahmir		0-0	0-0	2-2	0	0	0	2	2	0	2	0	0	5
11	MOORE, Bryce		0-3	0-3	0-0	0	1	1	1	0	0	1	0	0	13
12	JAMES, Dontarius		0-0	0-0	0-0	0	2	2	0	0	0	0	0	0	4
32	FREEMANTLE, Zach		2-3	0-0	0-0	0	1	1	0	4	0	0	0	1	13
	Team					0	0	0							
	Totals		24-54	5-16	12-15	10	17	27	18	65	13	18	2	6	200

FG % 1st Half: 12-28 42.9% 2nd half: 12-26 46.2% Game: 24-54 44.4%
3FG % 1st Half: 1-6 16.7% 2nd half: 4-10 40.0% Game: 5-16 31.3%
FT % 1st Half: 4-6 66.7% 2nd half: 8-9 88.9% Game: 12-15 80.0%

Deadball Rebounds 1,2

Officials: John Higgins, Ted Valentine, Jeffrey Anderson
Technical fouls: Florida-TEAM. Xavier-None.
Attendance: 4233
Charleston Classic Championship Game

Score by periods	1st	2nd	Total
Florida	39	31	**70**
Xavier	29	36	**65**

Points	In Paint	Off T/O	2nd Chance	Fast Break	Bench
UF	28	22	7	9	9
XU	30	16	7	2	6

Last FG - UF 2nd-06:22, XU 2nd-01:09.
Largest lead - UF by 17 2nd-16:08, XU by 2 1st-14:15.
UF led for 33:24. XU led for 02:50. Game was tied for 03:46.

Score tied - 6 times.
Lead changed - 8 times.

Official Basketball Box Score - Final
Marshall at Florida
11/30/19 Exactech Arena at Stephen C. O'Connell Center, Gainesville
2019-20 Men's Basketball

Game Time: 2:00 AM
Game Duration: 1:57
Attendance: 10,583

Officials: Mike Nance, Vladimir Voyard-Tadal, Garrick Shannon

Marshall - 67 **Record: 2-4**

NO.	Name		Min	FG M-A	3P M-A	FT M-A	Rebounds OR	DR	TOT	Fouls PF	FD	TP	AS	TO	ST	Blocks BS	BA	+/-
2	Iran Bennett	F	30:53	7-12	0-0	2-3	2	4	6	3	4	16	0	1	1	1	0	4
3	Jannson Williams	F	32:49	6-13	4-11	1-2	0	6	6	2	2	17	1	2	1	4	0	-15
31	Mikel Beyers	F	15:58	1-6	0-2	0-0	1	2	3	1	0	2	1	0	0	0	0	-8
1	Taevion Kinsey	G	36:03	5-13	0-1	4-5	2	2	4	4	2	14	2	4	1	0	3	-9
13	Jarrod West	G	40:00	2-8	0-4	1-2	0	4	4	3	1	5	5	1	3	0	1	-6
21	Darius George		10:21	2-5	1-3	1-2	0	1	1	3	2	6	1	0	3	0	1	4
50	Goran Miladinovic		07:02	0-0	0-0	1-2	0	0	0	3	1	1	0	1	0	0	0	-7
24	Cam Brooks-Harris		05:35	0-0	0-0	0-0	0	1	1	0	0	0	0	0	0	0	0	7
15	Marko Sarenac		07:08	1-2	1-1	0-0	0	2	2	1	0	3	2	2	1	0	0	0
11	Luke Thomas		14:11	1-3	1-3	0-0	0	1	1	0	0	3	0	0	0	0	0	0
Team							2	1	3			0		0				
Totals				25-62	7-25	10-16	7	24	31	20	12	67	12	11	10	5	5	-6

Technical Fouls: Beyers 1st 1:34

Shooting By Period		
1st FG%	9-30	30.0%
3PT%	0-10	0.0%
FT%	7-12	58.3%
2nd FG%	17-28	60.7%
3PT%	4-8	50.0%
FT%	10-12	83.3%
GM FG%	26-58	44.8%
3PT%	4-18	22.2%
FT%	17-24	70.8%

Dead Ball Rebounds: 3, 0

Florida - 73 **Record: 6-2**

NO.	Name		Min	FG M-A	3P M-A	FT M-A	Rebounds OR	DR	TOT	Fouls PF	FD	TP	AS	TO	ST	Blocks BS	BA	+/-
11	Keyontae Johnson	F	23:53	3-8	1-1	6-6	1	4	5	4	5	13	0	1	2	0	2	13
24	Kerry Blackshear	F	22:44	3-6	0-3	4-4	1	3	4	5	3	10	0	2	0	0	0	-3
2	Andrew Nembhard	G	28:58	4-7	0-1	0-0	0	4	4	0	1	8	4	3	0	0	0	10
10	Noah Locke	G	34:38	3-9	2-7	2-2	0	5	5	0	2	10	0	1	1	0	0	5
23	Scottie Lewis	G	29:45	3-8	0-0	1-2	2	5	7	0	1	7	0	3	4	3	2	2
0	Ques Glover		24:09	5-9	0-2	4-7	0	2	2	0	4	14	0	1	0	0	1	4
21	Dontay Bassett		16:45	3-5	0-2	0-0	3	4	7	1	1	6	0	1	0	2	0	9
1	Tre Mann		11:48	2-6	1-2	0-1	0	0	0	1	1	5	0	1	0	0	0	-4
5	Omar Payne		07:20	0-0	0-0	0-2	0	3	3	1	1	0	0	0	0	0	0	-6
Team							5	1	6			0		1				
Totals				26-58	4-18	17-24	12	31	43	13	19	73	4	14	7	5	5	6

Technical Fouls: Bench 2nd 1:33

Shooting By Period		
1st FG%	9-30	30.0%
3PT%	0-10	0.0%
FT%	7-12	58.3%
2nd FG%	17-28	60.7%
3PT%	4-8	50.0%
FT%	10-12	83.3%
GM FG%	26-58	44.8%
3PT%	4-18	22.2%
FT%	17-24	70.8%

Dead Ball Rebounds: 3, 0

	MAR	UF
Biggest lead	8 (1st 0:06)	13 (2nd 5:55)
Best Scoring Run	9(2nd 0:42)	8(2nd 17:09)
Lead Changes	2	
Times Tied	5	
Time with Lead	13:02	20:04

Points from	MAR	UF
Turnovers	13	18
Paint	34	36
Second Chance	6	14
Fast Breaks	7	5
Bench	13	25

Period by Period Scoring	1st	2nd	TOT
MAR	33	34	67
UF	25	48	73

2019-20 Box Scores

Official Basketball Box Score - Final
Florida at Butler
12/07/19 Hinkle Fieldhouse, Indianapolis, Ind.
2019-20 Butler Men's Basketball

Game Time: 12:00 PM
Game Duration: 2:07
Attendance: 9,303

Officials: Mike Stephens, Lamar Simpson, Nathan Farrell

Florida - 62 Record: 6-3

NO.	Name		Min	FG M-A	3P M-A	FT M-A	Rebounds OR	DR	TOT	Fouls PF	FD	TP	AS	TO	ST	Blocks BS	BA	+/-
11	Keyontae Johnson	F	34:53	3-7	0-2	3-4	1	2	3	2	3	9	1	2	0	0	2	-10
24	Kerry Blackshear	F	32:54	5-10	1-6	6-7	0	5	5	3	6	17	2	3	0	0	0	-1
2	Andrew Nembhard	G	36:31	4-9	1-4	2-2	0	2	2	1	3	11	5	0	2	0	0	-14
10	Noah Locke	G	34:18	4-10	3-9	0-0	0	5	5	3	1	11	2	0	1	1	0	-7
23	Scottie Lewis	G	23:32	1-2	0-0	1-4	1	1	2	1	2	3	0	1	0	0	0	-13
0	Ques Glover		06:44	0-1	0-0	0-0	1	0	1	1	0	0	0	2	0	0	0	-5
5	Omar Payne		05:42	1-1	0-0	0-0	0	0	0	3	1	2	0	1	0	0	0	-6
1	Tre Mann		18:55	3-8	1-5	2-2	1	3	4	3	1	9	2	1	1	0	0	-3
21	Dontay Bassett		06:31	0-0	0-0	0-2	0	0	0	1	1	0	0	0	1	0	0	-10
33	Jason Jitoboh		00:00															
Team							0	3	3			0		0				
Totals				21-48	6-26	14-21	4	21	25	18	18	62	12	10	5	1	2	-14

Technical Fouls: NONE

Shooting By Period		
1st FG%	10-23	43.5%
3PT%	4-13	30.8%
FT%	2-8	25%
2nd FG%	11-25	44.0%
3PT%	2-13	15.4%
FT%	12-13	92.3%
GM FG%	21-48	43.8%
3PT%	6-26	23.1%
FT%	14-21	66.7%

Dead Ball Rebounds: 3, 1

Butler - 76 Record: 9-0

NO.	Name		Min	FG M-A	3P M-A	FT M-A	Rebounds OR	DR	TOT	Fouls PF	FD	TP	AS	TO	ST	Blocks BS	BA	+/-
10	Bryce Nze	F	19:08	2-3	0-0	2-2	2	3	5	4	1	6	1	2	1	0	0	10
22	Sean McDermott	F	33:55	4-9	3-7	5-5	0	7	7	2	2	16	3	1	0	0	0	22
33	Bryce Golden	F	26:13	4-6	0-0	0-0	0	2	2	3	1	8	1	1	0	0	1	11
2	Aaron Thompson	G	32:58	6-7	0-1	4-8	0	4	4	2	8	16	7	0	0	0	0	15
3	Kamar Baldwin	G	29:37	4-13	2-5	2-2	0	1	1	3	2	12	6	3	1	0	0	4
1	Jordan Tucker		29:33	3-8	3-6	4-5	0	3	3	2	2	13	1	1	0	1	0	10
25	Christian David		15:30	1-1	1-1	0-0	0	1	1	0	1	3	0	1	0	1	0	4
20	Henry Baddley		08:49	1-1	0-0	0-0	0	1	1	0	1	2	0	0	1	0	0	-1
35	John-Michael Mulloy		01:20	0-0	0-0	0-0	0	0	0	2	0	0	0	0	0	0	0	-6
4	Khalif Battle		02:57	0-0	0-0	0-0	0	2	2	0	0	0	0	0	0	0	0	1
Team							0	2	2			0		1				
Totals				25-48	9-20	17-22	2	26	28	18	18	76	19	10	3	2	1	14

Technical Fouls: NONE

Shooting By Period		
1st FG%	11-21	52.4%
3PT%	6-13	46.2%
FT%	7-9	77.8%
2nd FG%	14-27	51.9%
3PT%	3-7	42.9%
FT%	10-13	76.9%
GM FG%	25-48	52.1%
3PT%	9-20	45.0%
FT%	17-22	77.3%

Dead Ball Rebounds: 4, 1

	FLA	Butler
Biggest lead	6 (1st 7:46)	19 (2nd 7:33)
Best Scoring Run	7 (1st 7:46)	11 (1st 2:01)
Lead Changes	3	
Times Tied	3	
Time with Lead	10:52	27:14

Points from	FLA	Butler
Turnovers	9	9
Paint	28	30
Second Chance	6	0
Fast Breaks	8	10
Bench	11	18

Period by Period Scoring	1st	2nd	TOT
FLA	26	36	62
Butler	35	41	76

Official Basketball Box Score - Final
Florida at Providence
12/18/19 Barclays Center, Brooklyn
2019-20 Men's Basketball

Game Time: 12:15 AM
Game Duration: 2:03

Officials: Mike Eades, Jeff Anderson, Lamar Simpson

Florida - 83 Record: 7-3

NO.	Name		Min	FG M-A	3P M-A	FT M-A	Rebounds OR	DR	TOT	Fouls PF	FD	TP	AS	TO	ST	Blocks BS	BA	+/-
11	Keyontae Johnson	F	28:52	7-13	1-2	4-4	4	6	10	4	3	19	2	1	4	0	0	23
24	Kerry Blackshear	F	16:49	2-5	0-0	3-4	1	2	3	4	3	7	0	3	1	0	1	16
2	Andrew Nembhard	G	37:18	3-5	1-2	2-3	0	1	1	2	3	9	7	3	0	0	0	26
10	Noah Locke	G	14:51	4-7	3-4	0-0	0	1	1	3	1	11	1	0	0	0	0	12
23	Scottie Lewis	G	26:34	2-5	0-3	3-4	0	5	5	3	2	7	2	0	3	0	0	21
1	Tre Mann		26:34	4-8	1-2	4-5	0	4	4	1	6	13	2	1	1	1	0	22
5	Omar Payne		08:56	3-3	0-0	0-2	2	1	3	3	2	6	0	0	0	0	0	0
00	Ques Glover		20:13	4-9	2-5	0-0	0	2	2	1	0	10	1	0	0	0	0	20
21	Dontay Bassett		12:09	0-1	0-0	1-2	2	3	5	4	1	1	0	0	0	2	0	13
33	Jason Jitoboh		07:44	0-1	0-0	0-0	0	1	1	0	0	0	0	0	0	0	0	7
Team							1	0	1			0		2				
Totals				29-57	8-18	17-24	10	26	36	25	21	83	15	10	9	3	1	32

Technical Fouls::NONE

Shooting By Period		
1st FG%	13-29	44.8%
3PT%	3-8	37.5%
FT%	8-13	61.5%
2nd FG%	16-28	57.1%
3PT%	5-10	50.0%
FT%	9-11	81.8%
GM FG%	29-57	50.9%
3PT%	8-18	44.4%
FT%	17-24	70.8%

Dead Ball Rebounds: 6, 0

Providence - 51 Record: 6-6

NO.	Name		Min	FG M-A	3P M-A	FT M-A	Rebounds OR	DR	TOT	Fouls PF	FD	TP	AS	TO	ST	Blocks BS	BA	+/-
1	Greg Gantt	F	23:31	0-4	0-2	0-0	1	2	3	2	0	0	1	1	0	0	0	-17
13	Kalif Young	F	13:53	1-3	0-0	0-0	1	2	3	3	0	2	1	0	0	0	2	-10
3	David Duke	G	31:44	0-5	0-2	2-2	0	3	3	3	2	2	1	4	0	0	0	-27
11	Alpha Diallo	G	34:49	5-15	0-1	10-20	7	5	12	2	16	20	1	4	4	1	0	-15
12	Luwane Pipkins	G	14:57	2-4	1-2	0-0	0	1	1	1	0	5	1	3	0	0	0	-2
00	Nate Watson		29:23	5-11	0-0	8-12	7	1	8	3	6	18	1	0	0	0	0	-25
4	Maliek White		25:13	2-7	0-4	0-0	0	1	1	2	1	4	2	1	1	0	0	-27
10	A.J. Reeves		18:16	0-8	0-6	0-0	3	1	4	4	0	0	0	1	0	0	1	-27
15	Emmitt Holt		05:37	0-1	0-1	0-0	1	2	3	0	0	0	0	1	0	0	0	-11
24	Andrew Fonts		02:37	0-0	0-0	0-0	0	0	0	1	0	0	0	0	0	0	0	1
Team							0	0	0			0		0				
Totals				15-58	1-18	20-34	20	18	38	21	25	51	8	15	5	1	3	-32

Technical Fouls::NONE

Shooting By Period		
1st FG%	5-28	17.9%
3PT%	0-9	0.0%
FT%	12-21	57.1%
2nd FG%	10-30	33.3%
3PT%	1-9	11.1%
FT%	8-13	61.5%
GM FG%	15-58	25.9%
3PT%	1-18	5.6%
FT%	20-34	58.8%

Dead Ball Rebounds: 11, 1

	FLA	PRV
Biggest lead	32 (2nd 0:13)	0 (1st 20:00)
Best Scoring Run	10(1st 9:53)	5(1st 6:48)
Lead Changes	0	
Times Tied	1	
Time with Lead	39:12	00:00

Points from	FLA	PRV
Turnovers	17	8
Paint	38	26
Second Chance	13	19
Fast Breaks	4	4
Bench	30	22

Period by Period Scoring	1st	2nd	TOT
FLA	37	46	83
PRV	22	29	51

Official Basketball Box Score - Final
Utah St. at Florida
12/21/19 BB&T Center, Sunrise, FL
2019-20 Men's Basketball

Game Time: 7:30 PM
Game Duration: 2:00
Attendance: 8,927

Officials: Anthony Jordan, Randy Heimerman, Rodrick Dixon

Utah St. - 65 Record: 12-2

NO.	Name		Min	FG M-A	3P M-A	FT M-A	Rebounds OR	DR	TOT	Fouls PF	FD	TP	AS	TO	ST	Blocks BS	BA	+/-
34	Justin Bean	F	35:00	6-8	0-0	0-1	4	5	9	4	2	12	4	3	2	0	0	1
23	Neemias Queta	C	09:59	0-0	0-0	0-0	0	2	2	1	1	0	2	4	0	0	0	3
5	Sam Merrill	G	38:15	8-18	5-10	0-0	1	8	9	1	4	21	5	0	0	0	1	5
15	Abel Porter	G	33:23	2-8	1-5	3-3	0	2	2	0	5	8	2	0	2	0	0	-3
22	Brock Miller	G	29:04	2-4	2-4	0-0	0	2	2	2	0	6	0	1	1	0	0	1
10	Alphonso Anderson		17:35	2-4	0-1	0-1	0	0	0	4	1	4	1	4	0	0	0	0
24	Diogo Brito		25:26	3-9	1-5	4-4	1	4	5	3	2	11	5	2	0	1	2	9
32	Trevin Dorius		11:18	1-2	0-0	1-2	0	2	2	2	2	3	0	1	0	2	0	-1
Team							2	0	2			0		1				
Totals				24-53	9-25	8-11	8	25	33	17	17	65	19	16	5	3	3	3

Technical Fouls::NONE

Shooting By Period		
1st FG%	9-31	40.7%
3PT%	4-13	30.8%
FT%	1-3	33.3%
2nd FG%	13-26	50.0%
3PT%	5-12	41.7%
FT%	7-8	87.5%
GM FG%	24-53	45.3%
3PT%	9-25	36.0%
FT%	8-11	72.7%

Dead Ball Rebounds: 1, 0

Florida - 62 Record: 7-4

NO.	Name		Min	FG M-A	3P M-A	FT M-A	Rebounds OR	DR	TOT	Fouls PF	FD	TP	AS	TO	ST	Blocks BS	BA	+/-
11	Keyontae Johnson	F	32:07	3-13	0-3	0-0	5	2	7	3	3	6	2	2	1	0	3	2
24	Kerry Blackshear	F	36:10	3-14	1-4	15-17	7	7	14	4	10	22	2	2	2	0	0	-5
2	Andrew Nembhard	G	33:59	3-6	0-1	2-4	0	5	5	2	2	8	4	3	0	0	0	-1
10	Noah Locke	G	35:54	3-12	2-6	1-1	1	1	2	1	1	9	0	0	1	0	0	4
23	Scottie Lewis	G	32:13	5-9	1-1	0-0	1	4	5	0	0	11	0	2	3	2	0	3
5	Omar Payne		10:47	1-2	0-0	0-0	3	1	4	2	1	2	0	1	0	1	0	-3
00	Ques Glover		10:49	1-2	0-1	0-0	0	1	1	2	0	2	0	2	0	0	0	-11
1	Tre Mann		07:05	1-4	0-1	0-0	0	0	0	3	0	2	0	1	1	0	0	-4
21	Dontay Bassett		00:56	0-0	0-0	0-0	0	0	0	0	0	0	0	0	0	0	0	0
Team							1	2	3			0		0				
Totals				20-62	4-17	18-22	18	23	41	17	17	62	8	13	8	3	3	-3

Technical Fouls::NONE

Shooting By Period		
1st FG%	9-31	29.0%
3PT%	3-9	33.3%
FT%	6-6	100%
2nd FG%	11-31	35.5%
3PT%	1-8	12.5%
FT%	12-16	75%
GM FG%	20-62	32.3%
3PT%	4-17	23.5%
FT%	18-22	81.8%

Dead Ball Rebounds: 3, 0

	UST	FLA
Biggest lead	7 (1st 7:53)	6 (2nd 16:54)
Best Scoring Run	10(2nd 11:27)	7(1st 2:59)
Lead Changes	7	
Times Tied	4	
Time with Lead	25:59	11:09

Points from	UST	FLA
Turnovers	9	16
Paint	22	26
Second Chance	7	21
Fast Breaks	5	0
Bench	18	6

Period by Period Scoring	1st	2nd	TOT
UST	27	38	65
FLA	27	35	62

Official Basketball Box Score -- Game Totals -- Final Statistics
LBSU vs Florida
12/28/19 12 p.m. at Exactech Arena - Gainesville, Fla.

LBSU 63 • 4-11

##	Player		Total FG-FGA	3-Ptr FG-FGA	FT-FTA	Rebounds Off	Def	Tot	PF	TP	A	TO	Blk	Stl	Min
24	Morgan,Joshua	c	3-4	0-0	0-0	2	5	7	4	6	0	2	0	0	23
10	De Geest,Max	g	1-4	1-4	0-0	1	2	3	2	3	0	3	0	0	18
11	Griffin,Jordan	g	1-3	1-3	0-0	0	0	0	0	3	1	1	0	0	11
14	Slater,Colin	g	4-13	0-2	2-2	0	3	3	3	10	3	1	0	0	31
31	Hunter,Chance	g	8-18	3-6	1-3	0	1	1	3	20	0	1	0	1	32
01	Carter III,Michael		1-8	1-2	7-9	1	4	5	3	10	1	5	0	1	26
02	Roberts,Jordan		1-3	0-0	0-0	1	3	4	1	2	0	1	0	0	18
12	Jackson,Breyon		0-0	0-0	0-0	0	0	0	2	0	0	1	0	1	6
13	Mansel,Romelle		3-6	0-0	3-5	1	5	6	3	9	1	1	0	1	27
32	Irish,Trever		0-0	0-0	0-0	0	0	0	1	0	0	1	0	0	7
40	Yan,Jeffrey		0-0	0-0	0-0	0	0	0	1	0	0	0	0	0	1
	Team					1	1	2							
	Totals		22-59	6-17	13-19	7	24	31	23	63	6	17	0	4	200

FG % 1st Half: 11-27 40.7% 2nd half: 11-32 34.4% Game: 22-59 37.3%
3FG % 1st Half: 4-9 44.4% 2nd half: 2-8 25.0% Game: 6-17 35.3%
FT % 1st Half: 5-7 71.4% 2nd half: 8-12 66.7% Game: 13-19 68.4%

Deadball Rebounds 3

Florida 102 • 8-4

##	Player		Total FG-FGA	3-Ptr FG-FGA	FT-FTA	Rebounds Off	Def	Tot	PF	TP	A	TO	Blk	Stl	Min
05	Payne,Omar	f	5-6	0-0	1-3	6	3	9	2	11	0	1	1	1	22
11	Johnson,Keyontae	f	8-12	2-4	3-5	2	4	6	3	21	1	1	0	1	27
24	Blackshear,Kerry	f	5-7	3-5	8-8	4	4	8	1	21	1	0	0	0	24
02	Nembhard,Andrew	g	2-6	1-2	0-0	0	1	1	2	5	13	1	0	3	29
10	Locke,Noah	g	6-15	4-9	0-0	0	10	10	0	16	1	0	0	2	28
00	Glover,Ques		5-11	1-4	0-3	1	3	4	3	11	1	1	0	0	24
01	Mann,Tre		4-9	1-6	1-2	0	3	3	3	10	2	3	0	2	22
12	Gak,Gorjok		0-0	0-0	0-2	0	1	1	3	0	0	1	0	0	6
21	Bassett,Dontay		1-1	0-0	0-0	1	1	2	1	2	0	1	1	1	9
33	Jitoboh,Jason		1-3	0-0	3-6	1	0	1	2	5	0	1	0	0	9
	Team					1	3	4							
	Totals		37-70	12-30	16-29	16	33	49	20	102	19	10	2	10	200

FG % 1st Half: 21-39 53.8% 2nd half: 16-31 51.6% Game: 37-70 52.9%
3FG % 1st Half: 7-19 36.8% 2nd half: 5-11 45.5% Game: 12-30 40.0%
FT % 1st Half: 10-11 90.9% 2nd half: 6-18 33.3% Game: 16-29 55.2%

Deadball Rebounds 6

Officials: Doug Shows, Chuck Jones, R.B. Clyburn
Technical fouls: LBSU-None. Florida-None.
Attendance: 9067

Score by periods	1st	2nd	Total
LBSU	31	32	**63**
Florida	59	43	**102**

2019-20 Box Scores

Official Basketball Box Score - Final
Alabama at Florida
01/04/20 Exactech Arena at Stephen C. O'Connell Center, Gainesville
2019-20 Men's Basketball

Game Time: 11:00 PM
Game Duration: 3:08
Attendance: 9,350

Officials: Bart Lenox, Byron Jarrett, Rob Rorke

Alabama - 98 Record: 7-6 (0-1)

NO.	Name		Min	FG M-A	3P M-A	FT M-A	Rebounds OR	DR	TOT	Fouls PF	FD	TP	AS	TO	ST	Blocks BS	BA	+/-
30	Galin Smith	F	13:26	3-4	0-0	1-2	2	1	3	5	1	7	0	2	0	0	0	4
1	Herbert Jones	G	45:18	5-9	0-0	5-8	2	7	9	5	5	15	4	2	2	0	1	5
2	Kira Lewis Jr.	G	45:46	7-25	2-8	1-2	2	4	6	2	0	17	3	2	4	1	3	-6
5	Jaden Shackelford	G	28:30	4-10	3-5	0-0	2	4	6	3	1	11	1	1	0	0	2	-6
23	John Petty Jr.	G	43:26	6-14	4-10	3-4	0	7	7	3	3	19	2	1	1	0	0	-15
0	Javian Davis		16:14	0-0	0-0	0-2	2	2	4	5	1	0	0	1	0	0	0	-9
11	James Bolden		34:27	3-10	2-8	7-8	0	3	3	4	4	15	1	1	0	0	0	-6
3	Alex Reese		22:53	3-4	2-3	6-8	0	3	3	2	4	14	0	2	0	1	0	3
Team							3	2	5			0		0				
Totals				31-76	13-34	23-34	13	33	46	29	19	98	11	12	7	2	6	-6

Technical Fouls::NONE

Shooting By Period		
1st FG%	15-31	48.4%
3PT%	7-14	50.0%
FT%	9-11	81.8%
2nd FG%	10-30	33.3%
3PT%	4-14	28.6%
FT%	13-21	61.9%
:OT FG%	6-15	40.0%
3PT%	2-6	33.3%
FT%	1-2	50%
GM FG%	31-76	40.8%
3PT%	13-34	38.2%
FT%	23-34	67.6%

Dead Ball Rebounds: 4, 0

Florida - 104 Record: 9-4 (1-0)

NO.	Name		Min	FG M-A	3P M-A	FT M-A	Rebounds OR	DR	TOT	Fouls PF	FD	TP	AS	TO	ST	Blocks BS	BA	+/-
11	Keyontae Johnson	F	33:00	3-5	2-3	2-2	2	10	12	4	2	10	4	1	1	0	0	19
24	Kerry Blackshear	F	34:54	6-13	2-5	10-11	6	10	16	4	8	24	1	1	1	1	1	10
2	Andrew Nembhard	G	41:01	8-19	1-5	8-9	0	0	0	4	8	25	4	4	1	0	1	8
10	Noah Locke	G	44:35	6-9	2-5	4-7	0	3	3	1	3	18	1	1	1	0	0	13
5	Omar Payne		30:37	2-6	0-0	0-0	1	3	4	2	1	4	0	0	2	2	0	3
23	Scottie Lewis		32:21	4-11	1-3	6-6	3	7	10	1	4	15	1	2	1	3	0	-8
21	Dontay Bassett		03:46	0-2	0-0	0-0	0	1	1	0	1	0	0	0	0	0	0	2
1	Tre Mann		08:21	1-1	0-0	0-0	0	1	1	1	0	2	0	4	0	0	0	-15
0	Ques Glover		21:25	3-10	0-2	0-1	0	1	1	2	2	6	0	0	0	0	0	-2
33	Jason Jitoboh		00:00															
Team							1	3	4			0		0				
Totals				33-76	8-23	30-36	13	39	52	20	29	104	11	13	7	6	2	6

Technical Fouls: Coach 2nd 12:00

Shooting By Period		
1st FG%	12-33	36.4%
3PT%	1-6	16.7%
FT%	7-9	77.8%
2nd FG%	16-30	53.3%
3PT%	7-15	46.7%
FT%	12-14	85.7%
:OT FG%	5-13	38.5%
3PT%	0-2	0.0%
FT%	11-13	84.6%
GM FG%	33-76	43.4%
3PT%	8-23	34.8%
FT%	30-36	83.3%

Dead Ball Rebounds: 3, 0

	ALA	UF
Biggest lead	21 (1st 2:19)	6 (2nd OT 0:10)
Best Scoring Run	14(1st 11:03)	13(2nd 19:01)
Lead Changes	3	
Times Tied	9	
Time with Lead	37:08	06:30

Points from	ALA	UF
Turnovers	15	18
Paint	34	40
Second Chance	14	21
Fast Breaks	8	13
Bench	29	23

Period by Period Scoring	1st	2nd	OT1	OT2	TOT
ALA	46	37	9	6	98
UF	32	51	9	12	104

Official Basketball Box Score -- Game Totals -- Final Statistics
Florida vs South Carolina
1/7/20 7 p.m. ET at Columbia, S.C. (Colonial Life Arena)

Florida 81 • 10-4, 2-0 SEC

##	Player		Total FG-FGA	3-Ptr FG-FGA	FT-FTA	Rebounds Off	Def	Tot	PF	TP	A	TO	Blk	Stl	Min
11	Johnson,Keyontae	f	8-13	0-3	3-4	0	8	8	2	19	0	3	0	2	36
24	Blackshear,Kerry	f	2-7	0-0	7-10	1	4	5	3	11	0	1	0	0	20
02	Nembhard,Andrew	g	8-14	3-5	2-2	0	3	3	0	21	10	4	1	3	37
10	Locke,Noah	g	2-7	2-3	0-0	0	2	2	0	6	2	0	0	1	33
23	Lewis,Scottie	g	4-9	1-3	6-6	2	7	9	4	15	1	2	1	1	34
00	Glover,Ques		1-2	0-1	0-0	0	0	0	0	2	0	0	0	0	10
01	Mann,Tre		0-1	0-1	0-0	0	0	0	3	0	0	0	0	0	6
05	Payne,Omar		1-4	0-0	1-3	4	5	9	4	3	0	1	1	0	12
21	Bassett,Dontay		2-3	0-0	0-0	1	1	2	2	4	0	0	0	0	10
33	Jitoboh,Jason		0-0	0-0	0-0	1	0	1	1	0	0	0	0	0	2
	Team					3	0	3							
	Totals		28-60	6-16	19-25	12	30	42	19	81	13	11	3	7	200

FG % 1st Half: 16-32 50.0% 2nd half: 12-28 42.9% Game: 28-60 46.7%
3FG % 1st Half: 3-8 37.5% 2nd half: 3-8 37.5% Game: 6-16 37.5%
FT % 1st Half: 5-7 71.4% 2nd half: 14-18 77.8% Game: 19-25 76.0%

Deadball Rebounds 4,1

South Carolina 68 • 8-6, 0-1 SEC

##	Player		Total FG-FGA	3-Ptr FG-FGA	FT-FTA	Rebounds Off	Def	Tot	PF	TP	A	TO	Blk	Stl	Min
10	MINAYA, Justin	f	1-3	0-1	2-4	1	4	5	3	4	1	1	1	0	20
21	KOTSAR, Maik	f	7-12	0-0	4-4	3	7	10	3	18	2	2	0	2	36
24	BRYANT, Keyshawn	f	5-10	0-1	4-5	1	3	4	4	14	3	4	0	0	35
00	LAWSON, AJ	g	3-15	3-8	3-5	2	1	3	2	12	3	4	0	0	34
52	BOLDEN, Jair	g	4-14	1-5	3-4	1	1	2	1	12	0	0	0	1	34
01	MOSS, TJ		1-1	0-0	0-0	0	0	0	2	2	3	0	1	1	13
04	MCCREARY, Jalyn		0-0	0-0	2-2	0	3	3	1	2	0	0	0	0	10
12	HANNIBAL, Trae		2-2	0-0	0-0	0	0	0	0	4	0	0	0	1	2
15	LEVEQUE, Wildens		0-0	0-0	0-0	0	0	0	3	0	0	0	0	0	6
20	FRINK, Alanzo		0-3	0-0	0-0	0	1	1	2	0	0	0	2	0	10
	Team					1	1	2							
	Totals		23-60	4-15	18-24	9	21	30	21	68	11	14	3	5	200

FG % 1st Half: 11-28 39.3% 2nd half: 12-32 37.5% Game: 23-60 38.3%
3FG % 1st Half: 2-8 25.0% 2nd half: 2-7 28.6% Game: 4-15 26.7%
FT % 1st Half: 13-14 92.9% 2nd half: 5-10 50.0% Game: 18-24 75.0%

Deadball Rebounds 3,1

Officials: Doug Shows, Mike Nance, Wil Howard
Technical fouls: Florida-None. South Carolina-None.
Attendance: 10651

Score by periods	1st	2nd	Total
Florida	40	41	**81**
South Carolina	37	31	**68**

Points	In Paint	Off T/O	2nd Chance	Fast Break	Bench
UF	28	17	10	11	9
SC	28	13	6	8	8

Last FG - UF 2nd-00:34, SC 2nd-02:43.
Largest lead - UF by 13 2nd-00:34, SC by 4 1st-18:25.
UF led for 28:45. SC led for 09:39. Game was tied for 01:28.

Score tied - 5 times.
Lead changed - 7 times.

Official Basketball Box Score -- Game Totals -- Final Statistics
Florida vs Mizzou
01/11/20 7:30 PM at Mizzou Arena

Florida 75 • 10-5 (2-1)

##	Player		Total FG-FGA	3-Ptr FG-FGA	FT-FTA	Rebounds Off	Def	Tot	PF	TP	A	TO	Blk	Stl	Min
02	Nembhard,Andrew	*	2-6	1-3	3-4	1	2	3	1	8	4	4	0	1	29
05	Payne,Omar	*	0-3	0-0	2-5	3	0	3	3	2	0	1	2	0	16
10	Locke,Noah	*	4-6	4-6	0-0	0	3	3	1	12	2	0	0	0	28
11	Johnson,Keyontae	*	2-7	1-3	0-0	1	4	5	2	5	1	1	3	0	27
24	Blackshear,Kerry	*	5-12	2-5	10-11	2	2	4	3	22	2	3	1	0	30
00	Glover,Ques		2-6	0-1	2-3	1	2	3	2	6	2	3	0	0	18
01	Mann,Tre		3-7	1-3	0-1	2	0	2	1	7	1	0	0	1	19
23	Lewis,Scottie		1-3	1-2	8-8	1	3	4	4	11	1	1	1	2	27
33	Jitoboh,Jason		1-2	0-0	0-0	0	1	1	1	2	0	1	0	0	6
	Team					4	0	4							
	Totals		20-52	10-23	25-32	15	17	32	18	75	13	14	7	4	200

FG % 1st Half: 8-26 30.8% 2nd half: 12-26 46.2% Game: 20-52 38.5%
3FG % 1st Half: 5-12 41.7% 2nd half: 5-11 45.5% Game: 10-23 43.5%
FT % 1st Half: 15-20 75.0% 2nd half: 10-12 83.3% Game: 25-32 78.1%

Deadball Rebounds 3

Mizzou 91 • 9-6 (1-2)

##	Player		Total FG-FGA	3-Ptr FG-FGA	FT-FTA	Rebounds Off	Def	Tot	PF	TP	A	TO	Blk	Stl	Min
05	SMITH, Mitchell	*	3-3	2-2	2-2	1	1	2	4	10	0	2	0	2	18
12	SMITH, Dru	*	8-12	2-4	4-4	0	2	2	3	22	6	2	0	5	36
13	SMITH, Mark	*	4-9	3-5	3-4	0	6	6	4	14	0	2	1	1	32
14	NIKKO, Reed	*	3-5	0-0	1-3	1	4	5	4	7	1	1	1	1	14
24	BROWN, Kobe	*	3-6	1-2	2-2	3	1	4	1	9	4	1	0	0	26
00	WATSON, Torrence		2-3	1-2	1-1	0	2	2	1	6	1	0	0	0	15
01	PINSON, Xavier		3-6	1-2	1-2	0	0	0	4	8	3	0	0	2	11
02	JACKSON, Tray		0-0	0-0	1-2	0	0	0	0	1	0	1	0	0	4
04	PICKETT, Javon		6-8	2-2	0-0	1	3	4	3	14	3	0	0	0	31
15	OKONGO, Axel		0-0	0-0	0-0	0	1	1	2	0	0	0	0	0	6
42	BRAUN, Parker		0-0	0-0	0-0	0	0	0	0	0	0	1	0	0	7
	Team					1	1	2				1			
	Totals		32-52	12-19	15-20	7	21	28	26	91	18	11	2	11	200

FG % 1st Half: 18-30 60.0% 2nd half: 14-22 63.6% Game: 32-52 61.5%
3FG % 1st Half: 8-11 72.7% 2nd half: 4-8 50.0% Game: 12-19 63.2%
FT % 1st Half: 7-9 77.8% 2nd half: 8-11 72.7% Game: 15-20 75.0%

Deadball Rebounds 1

Officials: Tony Greene, Owen Shortt, Gerald Williams
Technical fouls: Florida-None. Mizzou-None.
Attendance: 9001

Score by periods	1st	2nd	Total
Florida	36	39	**75**
Mizzou	51	40	**91**

Points	In Paint	Off T/O	2nd Chance	Fast Break	Bench
UF	14	11	13	0	26
MIZ	40	17	9	6	29

Last FG - UF 2nd-00:21, MIZ 2nd-01:32.
Largest lead - UF None, MIZ by 24 2nd-05:39.
UF led for 00:00. MIZ led for 39:32. Game was tied for 00:12.

Score tied - 0 times.
Lead changed - 0 times.

Official Basketball Box Score - Final
Ole Miss at Florida
01/15/20 Exactech Arena at Stephen C. O'Connell Center, Gainesville
2019-20 Men's Basketball

Game Time: 12:00 AM
Game Duration: 2:09
Attendance: 9,545

Officials: Doug Sirmons, Pat Adams, Pat Driscoll

Ole Miss - 55 Record: 9-7 (0-3)

NO.	Name		Min	FG M-A	3P M-A	FT M-A	Rebounds OR	DR	TOT	Fouls PF	FD	TP	AS	TO	ST	Blocks BS	BA	+/-
5	KJ Buffen	F	31:17	5-8	0-1	10-11	4	1	5	4	7	20	0	2	1	1	0	-5
00	Blake Hinson	G	37:57	6-14	2-7	2-3	1	10	11	2	5	16	0	4	2	0	1	-17
1	Austin Crowley	G	27:19	1-6	1-2	2-2	0	1	1	0	1	5	0	1	1	0	2	-12
2	Devontae Shuler	G	34:00	2-7	0-3	1-2	0	3	3	2	1	5	1	4	2	0	1	-19
11	Franco Miller	G	15:20	0-2	0-1	0-0	0	1	1	0	0	0	0	2	0	0	0	-15
13	Bryce Williams		16:58	1-1	0-0	0-0	0	0	0	5	0	2	1	1	0	0	0	-3
23	Sammy Hunter		18:44	1-4	0-2	1-2	0	0	0	4	1	3	0	0	0	0	1	0
10	Carlos Curry		17:12	2-3	0-0	0-0	1	1	2	3	2	4	1	1	1	1	0	-6
14	Antavion Collum		01:13	0-0	0-0	0-0	0	0	0	0	0	0	0	0	0	0	0	-3
Team							3	0	3			0		3				
Totals				18-45	3-16	16-20	9	17	26	20	17	55	3	18	7	2	5	-16

Technical Fouls: Buffen 2nd 14:03

Shooting By Period		
1st FG%	11-21	52.4%
3PT%	2-8	25.0%
FT%	4-6	66.7%
2nd FG%	7-24	29.2%
3PT%	1-8	12.5%
FT%	12-14	85.7%
GM FG%	18-45	40.0%
3PT%	3-16	18.8%
FT%	16-20	80.0%

Dead Ball Rebounds: 1, 0

Florida - 71 Record: 11-5 (3-1)

NO.	Name		Min	FG M-A	3P M-A	FT M-A	Rebounds OR	DR	TOT	Fouls PF	FD	TP	AS	TO	ST	Blocks BS	BA	+/-
5	Omar Payne	F	23:53	4-4	0-0	0-2	1	1	2	3	3	8	1	2	2	1	0	17
11	Keyontae Johnson	F	29:01	6-7	0-1	3-3	2	4	6	1	3	15	3	2	3	0	0	23
24	Kerry Blackshear	F	29:15	5-12	0-3	3-4	5	4	9	3	2	13	0	0	0	1	1	31
2	Andrew Nembhard	G	28:55	5-7	0-1	0-1	0	3	3	3	1	10	6	3	2	0	0	21
10	Noah Locke	G	25:05	3-6	2-5	1-2	0	2	2	0	1	9	0	0	0	0	0	17
1	Tre Mann		17:29	1-5	0-0	2-3	0	1	1	1	2	4	1	1	2	0	1	-4
23	Scottie Lewis		19:53	0-2	0-1	3-4	0	2	2	3	2	3	0	1	0	2	0	-11
0	Ques Glover		17:20	3-7	1-2	1-2	0	1	1	3	2	8	1	2	0	1	0	0
21	Dontay Bassett		09:09	0-0	0-0	1-2	0	0	0	1	3	1	0	0	0	0	0	-14
Team							2	3	5			0		1				
Totals				27-50	3-13	14-23	10	21	31	18	19	71	12	12	9	5	2	16

Technical Fouls: Payne 2nd 14:03

Shooting By Period		
1st FG%	18-29	62.1%
3PT%	2-7	28.6%
FT%	2-4	50%
2nd FG%	9-21	42.9%
3PT%	1-6	16.7%
FT%	12-19	63.2%
GM FG%	27-50	54.0%
3PT%	3-13	23.1%
FT%	14-23	60.9%

Dead Ball Rebounds: 5, 0

	MISS	UF
Biggest lead	3 (1st 8:44)	23 (2nd 7:46)
Best Scoring Run	10(1st 12:00)	9(1st 0:54)
Lead Changes	4	
Times Tied	1	
Time with Lead	02:05	37:13

Points from	MISS	UF
Turnovers	13	26
Paint	18	44
Second Chance	11	10
Fast Breaks	2	6
Bench	9	16

Period by Period Scoring	1st	2nd	TOT
MISS	28	27	55
UF	40	31	71

2019-20 Box Scores

Official Basketball Box Score - Final

Auburn at Florida

01/18/20 Exactech Arena at Stephen C. O'Connell Center, Gainesville

2019-20 Men's Basketball

Game Time: 6:30 PM
Game Duration: 1:52
Attendance: 10,756

Officials: Bart Lenox, Brian O'Connell, Jason Baker

Auburn - 47 Record: 15-2 (3-2)

NO.	Name		Min	FG M-A	3P M-A	FT M-A	Rebounds OR	DR	TOT	Fouls PF	FD	TP	AS	TO	ST	Blocks BS	BA	+/-
23	Isaac Okoro	F	33:34	1-7	1-3	4-4	2	1	3	3	5	7	1	0	1	1	0	-25
24	Anfernee McLemore	F	19:35	1-3	0-2	3-5	1	3	4	3	3	5	0	1	0	1	0	-16
50	Austin Wiley	C	26:30	4-10	0-0	1-2	2	4	6	4	4	9	1	2	0	2	1	-20
5	J'Von McCormick	G	31:56	1-7	0-3	4-6	0	1	1	1	4	6	2	3	0	0	1	-22
10	Samir Doughty	G	32:23	3-12	2-7	0-0	0	2	2	0	0	8	0	0	0	0	1	-21
3	Danjel Purifoy		29:46	3-11	1-6	3-4	2	2	4	0	2	10	2	1	1	0	1	-8
1	Jamal Johnson		09:14	0-1	0-1	0-0	1	0	1	1	0	0	1	0	0	0	0	-5
22	Allen Flanigan		10:41	0-1	0-0	0-0	1	3	4	0	0	0	0	0	1	0	0	2
35	Devan Cambridge		06:21	1-3	0-1	0-0	0	0	0	1	0	2	0	1	1	0	0	5
Team							2	2	4			0		0				
Totals				14-55	4-23	15-21	11	18	29	13	18	47	7	8	4	4	4	-22

Technical Fouls::NONE

Shooting By Period		
1st FG%	6-29	20.7%
3PT%	1-10	10.0%
FT%	10-10	100%
2nd FG%	8-26	30.8%
3PT%	3-13	23.1%
FT%	5-11	45.5%
GM FG%	14-55	25.5%
3PT%	4-23	17.4%
FT%	15-21	71.4%

Dead Ball Rebounds: 2, 0

Florida - 69 Record: 12-5 (4-1)

NO.	Name		Min	FG M-A	3P M-A	FT M-A	Rebounds OR	DR	TOT	Fouls PF	FD	TP	AS	TO	ST	Blocks BS	BA	+/-
5	Omar Payne	F	32:11	9-9	0-0	1-1	7	4	11	4	2	19	1	1	0	1	0	21
11	Keyontae Johnson	F	23:27	2-5	1-1	0-0	0	4	4	3	0	5	1	0	2	0	1	23
24	Kerry Blackshear	F	33:55	4-14	1-5	2-4	1	15	16	3	4	11	2	3	1	1	1	26
2	Andrew Nembhard	G	25:47	3-7	0-1	0-0	0	5	5	2	2	6	5	4	0	0	1	19
10	Noah Locke	G	33:49	5-10	4-7	0-0	0	2	2	0	1	14	0	1	0	0	0	24
0	Ques Glover		17:53	2-6	1-2	0-0	1	1	2	2	2	5	2	1	0	0	1	4
21	Dontay Bassett		02:52	0-0	0-0	0-0	0	0	0	1	0	0	0	1	0	0	0	-5
23	Scottie Lewis		12:21	1-1	0-0	2-2	0	0	0	3	1	4	0	0	0	2	0	0
1	Tre Mann		17:19	1-2	1-1	2-2	0	2	2	0	1	5	1	2	0	0	0	-1
34	Christopher Sutherland		00:26	0-0	0-0	0-0	0	0	0	0	0	0	0	0	0	0	0	-1
Team							1	1	2			0		2				
Totals				27-54	8-17	7-9	10	34	44	18	13	69	12	15	3	4	4	22

Technical Fouls::NONE

Shooting By Period		
1st FG%	16-28	44.0%
3PT%	3-9	33.3%
FT%	3-4	75%
2nd FG%	16-29	55.2%
3PT%	5-8	62.5%
FT%	4-5	80%
GM FG%	27-54	50.0%
3PT%	8-17	47.1%
FT%	7-9	77.8%

Dead Ball Rebounds: 1, 0

	AU	UF
Biggest lead	0 (1st 20:00)	25 (2nd 1:30)
Best Scoring Run	6(1st 8:20)	14(2nd 1:30)
Lead Changes	0	
Times Tied	2	
Time with Lead	00:00	38:15

Points from	AU	UF
Turnovers	14	7
Paint	18	34
Second Chance	9	19
Fast Breaks	6	8
Bench	12	14

Period by Period Scoring	1st	2nd	TOT
AU	23	24	47
UF	28	41	69

Official Basketball Box Score - Final

Florida at LSU

01/22/20 Maravich Assembly Center, Baton Rouge, LA

2019-20 Men's Basketball

Game Time: 12:00 AM
Game Duration: 2:11
Attendance: 10,479

Officials: Joe Lindsay, Pat Adams, Mike Nance

Florida - 82 Record: 12-6 (4-2)

NO.	Name		Min	FG M-A	3P M-A	FT M-A	Rebounds OR	DR	TOT	Fouls PF	FD	TP	AS	TO	ST	Blocks BS	BA	+/-
5	Omar Payne	F	21:31	3-4	0-0	1-1	2	2	4	5	2	7	0	0	0	2	0	-6
11	Keyontae Johnson	F	33:00	6-12	3-6	1-2	1	8	9	4	2	16	0	1	1	0	1	9
24	Kerry Blackshear	F	32:51	5-7	2-2	3-4	2	3	5	3	4	15	2	2	1	0	0	-3
2	Andrew Nembhard	G	37:16	6-16	1-7	2-2	0	1	1	2	3	15	10	4	0	0	0	6
10	Noah Locke	G	30:28	5-8	4-7	2-2	1	1	2	2	2	16	0	1	1	0	0	1
23	Scottie Lewis		27:59	4-7	1-3	0-0	2	4	6	3	0	9	1	1	1	1	0	-8
1	Tre Mann		09:09	0-3	0-3	0-0	0	0	0	2	0	0	0	0	0	0	0	-1
0	Ques Glover		07:46	2-4	0-2	0-0	0	1	1	0	3	4	0	3	1	0	0	-8
Team							0	0	0			0		0				
Totals				31-61	11-30	9-11	8	20	28	21	16	82	13	12	5	3	1	-2

Technical Fouls::NONE

Shooting By Period		
1st FG%	15-32	46.9%
3PT%	5-15	33.3%
FT%	1-1	100%
2nd FG%	16-29	55.2%
3PT%	6-15	40.0%
FT%	8-10	80%
GM FG%	31-61	50.8%
3PT%	11-30	36.7%
FT%	9-11	81.8%

Dead Ball Rebounds: 1, 0

LSU - 84 Record: 14-4 (6-0)

NO.	Name		Min	FG M-A	3P M-A	FT M-A	Rebounds OR	DR	TOT	Fouls PF	FD	TP	AS	TO	ST	Blocks BS	BA	+/-
0	Darius Days	F	25:37	3-10	0-5	4-4	4	4	8	1	3	10	0	1	1	0	0	3
2	Trendon Watford	F	29:59	6-7	0-0	2-3	1	5	6	4	3	14	1	2	0	1	0	1
5	Emmitt Williams	F	29:24	7-13	0-0	5-9	2	2	4	4	5	19	2	0	0	0	3	-6
1	Javonte Smart	G	38:40	4-9	0-2	5-6	0	2	2	2	6	13	7	3	1	0	0	2
4	Skylar Mays	G	37:55	6-13	1-4	5-6	0	3	3	1	3	18	7	4	4	0	0	6
14	Marlon Taylor		28:06	3-9	1-3	3-3	6	5	11	3	1	10	0	1	1	0	0	3
15	Aundre Hyatt		10:19	0-0	0-0	0-0	0	1	1	1	0	0	0	0	0	0	0	1
Team							2	1	3			0		0				
Totals				29-61	2-14	24-31	15	23	38	16	21	84	17	11	7	1	3	2

Technical Fouls::NONE

Shooting By Period		
1st FG%	13-30	43.3%
3PT%	1-5	20.0%
FT%	7-9	77.8%
2nd FG%	16-31	51.6%
3PT%	1-9	11.1%
FT%	17-22	77.3%
GM FG%	29-61	47.5%
3PT%	2-14	14.3%
FT%	24-31	77.4%

Dead Ball Rebounds: 4, 0

	FLA	LSU
Biggest lead	8 (1st 6:41)	11 (2nd 3:24)
Best Scoring Run	8(2nd 0:36)	9(1st 4:39)
Lead Changes	9	
Times Tied	5	
Time with Lead	22:09	15:51

Points from	FLA	LSU
Turnovers	9	19
Paint	32	50
Second Chance	10	11
Fast Breaks	22	12
Bench	13	10

Period by Period Scoring	1st	2nd	TOT
FLA	36	46	82
LSU	34	50	84

Official Basketball Box Score - Final

Baylor at Florida

01/26/20 Exactech Arena at Stephen C. O'Connell Center, Gainesville

2019-20 Men's Basketball

Game Time: 1:00 AM
Game Duration: 2:06
Attendance: 11,092

Officials: Chuck Jones, Steven Anderson, Randy Heimerman

Baylor - 72 Record: 17-1

NO.	Name		Min	FG M-A	3P M-A	FT M-A	Rebounds OR	DR	TOT	Fouls PF	FD	TP	AS	TO	ST	Blocks BS	BA	+/-
11	Mark Vital	F	29:24	2-3	0-0	0-0	4	6	10	3	2	4	0	1	1	0	1	-8
33	Freddie Gillespie	F	34:18	4-8	0-0	1-1	2	5	7	2	4	9	0	2	1	1	1	17
12	Jared Butler	G	24:04	4-8	2-3	0-0	1	1	2	3	1	10	3	2	0	0	1	3
31	MaCio Teague	G	36:29	5-12	2-6	4-4	0	6	6	2	2	16	3	0	0	1	1	10
45	Davion Mitchell	G	36:45	2-13	1-5	7-8	1	0	1	3	6	12	6	3	1	0	1	3
0	Flo Thamba		05:42	0-1	0-0	0-0	0	0	0	2	0	0	0	1	0	0	1	-6
2	Devonte Bandoo		24:12	5-7	3-4	3-3	0	4	4	4	2	16	1	2	0	0	0	20
24	Matthew Mayer		09:06	2-3	1-1	0-0	0	1	1	0	0	5	0	1	0	1	0	16
Team							5	1	6			0		1				
Totals				24-55	9-19	15-16	13	24	37	19	17	72	13	13	3	3	6	11

Technical Fouls::NONE

Shooting By Period		
1st FG%	11-28	39.3%
3PT%	3-9	33.3%
FT%	4-4	100%
2nd FG%	12-24	50.0%
3PT%	1-8	12.5%
FT%	7-12	58.3%
GM FG%	23-52	44.2%
3PT%	4-17	23.5%
FT%	11-16	68.8%

Dead Ball Rebounds: 1, 0

Florida - 61 Record: 12-7

NO.	Name		Min	FG M-A	3P M-A	FT M-A	Rebounds OR	DR	TOT	Fouls PF	FD	TP	AS	TO	ST	Blocks BS	BA	+/-
5	Omar Payne	F	29:35	1-1	0-0	0-0	2	2	4	2	3	2	0	1	1	3	0	-9
11	Keyontae Johnson	F	27:50	9-17	2-5	0-0	1	4	5	3	2	20	0	2	0	0	2	4
24	Kerry Blackshear	F	28:07	3-5	0-1	3-6	2	2	4	3	4	9	3	1	2	1	0	-8
2	Andrew Nembhard	G	31:10	6-14	0-4	4-5	0	4	4	1	4	16	8	1	1	0	0	3
10	Noah Locke	G	24:25	1-5	1-4	0-1	0	1	1	4	1	3	0	1	1	0	1	-13
23	Scottie Lewis		24:59	0-2	0-1	0-0	0	0	0	3	0	0	0	0	0	2	0	-12
0	Ques Glover		15:40	1-4	1-1	2-2	0	1	1	0	3	5	0	1	0	0	0	-14
1	Tre Mann		18:14	2-4	0-1	2-2	0	2	2	1	2	6	0	0	0	0	0	-6
Team							3	2	5			0		0				
Totals				23-52	4-17	11-16	8	18	26	17	19	61	11	7	5	6	3	-11

Technical Fouls::NONE

Shooting By Period		
1st FG%	18-31	58.1%
3PT%	8-14	57.1%
FT%	1-2	50%
2nd FG%	8-27	29.6%
3PT%	0-7	0.0%
FT%	10-12	83.3%
GM FG%	26-58	44.8%
3PT%	8-21	38.1%
FT%	11-14	78.6%

Dead Ball Rebounds: 2, 0

	BU	UF
Biggest lead	19 (2nd 13:56)	8 (1st 13:39)
Best Scoring Run	8(1st 2:08)	7(1st 15:49)
Lead Changes	1	
Times Tied	4	
Time with Lead	26:37	10:44

Points from	BU	UF
Turnovers	6	12
Paint	20	32
Second Chance	8	9
Fast Breaks	5	11
Bench	21	11

Period by Period Scoring	1st	2nd	TOT
BU	40	32	72
UF	29	32	61

Official Basketball Box Score - Final

Mississippi St. at Florida

01/29/20 Exactech Arena at Stephen C. O'Connell Center, Gainesville

2019-20 Men's Basketball

Game Time: 12:00 AM
Game Duration: 2:22
Attendance: 8,248

Officials: Bart Lenox, Keith Kimble, Wil Howard

Mississippi St. - 78 Record: 13-7 (4-3)

NO.	Name		Min	FG M-A	3P M-A	FT M-A	Rebounds OR	DR	TOT	Fouls PF	FD	TP	AS	TO	ST	Blocks BS	BA	+/-
1	Reggie Perry	F	37:03	9-14	3-3	6-7	3	5	8	2	5	27	1	7	0	0	0	5
24	Abdul Ado	F	29:46	3-5	0-0	0-0	3	6	9	2	1	6	0	1	1	3	0	4
0	Nick Weatherspoon	G	30:03	4-9	1-2	4-4	0	4	4	3	2	13	8	1	1	0	0	21
3	D.J. Stewart Jr.	G	29:28	2-5	0-2	0-1	1	2	3	3	1	4	0	0	1	0	1	-6
12	Robert Woodard II	G	34:41	6-7	2-2	2-2	1	3	4	1	1	16	3	2	0	0	1	4
23	Tyson Carter		26:26	4-11	1-3	3-3	0	1	1	2	3	12	1	3	0	0	2	0
5	Iverson Molinar		10:16	0-1	0-0	0-0	0	0	0	1	0	0	0	1	0	0	0	2
15	Prince Oduro		02:17	0-0	0-0	0-0	0	1	1	0	1	0	0	0	0	0	0	5
Team							1	1	2			0		0				
Totals				28-52	7-12	15-17	9	23	32	14	14	78	13	15	3	3	4	7

Technical Fouls::NONE

Shooting By Period		
1st FG%	14-29	48.3%
3PT%	4-7	57.1%
FT%	3-3	100%
2nd FG%	14-23	60.9%
3PT%	3-5	60.0%
FT%	12-14	85.7%
GM FG%	28-52	53.8%
3PT%	7-12	58.3%
FT%	15-17	88.2%

Dead Ball Rebounds: 1, 0

Florida - 71 Record: 12-8 (4-3)

NO.	Name		Min	FG M-A	3P M-A	FT M-A	Rebounds OR	DR	TOT	Fouls PF	FD	TP	AS	TO	ST	Blocks BS	BA	+/-
11	Keyontae Johnson	F	28:49	4-8	0-0	2-2	2	3	5	4	2	10	1	1	1	1	0	0
24	Kerry Blackshear	F	30:55	3-10	2-4	5-8	3	4	7	3	4	13	2	3	1	0	1	6
2	Andrew Nembhard	G	30:51	5-12	0-3	0-0	0	1	1	1	1	10	3	2	0	0	1	-6
10	Noah Locke	G	26:47	2-7	1-5	0-0	0	3	3	1	1	5	3	2	0	0	0	-5
23	Scottie Lewis	G	33:02	6-10	3-5	2-2	0	1	1	2	2	17	1	1	3	0	0	-7
1	Tre Mann		14:35	2-5	2-4	0-0	0	3	3	1	0	6	0	1	1	1	0	-5
5	Omar Payne		23:03	1-3	0-0	0-0	1	0	1	1	1	2	0	0	1	2	1	-15
0	Ques Glover		11:58	3-3	0-0	2-2	0	0	0	1	3	8	2	1	0	0	0	-3
Team							4	1	5			0		0				
Totals				26-58	8-21	11-14	10	16	26	14	14	71	12	11	7	4	3	-7

Technical Fouls::NONE

Shooting By Period		
1st FG%	18-31	58.1%
3PT%	8-14	57.1%
FT%	1-2	50%
2nd FG%	8-27	29.6%
3PT%	0-7	0.0%
FT%	10-12	83.3%
GM FG%	26-58	44.8%
3PT%	8-21	38.1%
FT%	11-14	78.6%

Dead Ball Rebounds: 2, 0

	MSU	UF
Biggest lead	7 (2nd 2:23)	16 (1st 6:00)
Best Scoring Run	9(2nd 11:19)	7(1st 17:05)
Lead Changes	2	
Times Tied	4	
Time with Lead	10:10	27:51

Points from	MSU	UF
Turnovers	14	11
Paint	30	30
Second Chance	12	9
Fast Breaks	6	8
Bench	12	16

Period by Period Scoring	1st	2nd	TOT
MSU	35	43	78
UF	45	26	71

2019-20 Box Scores

Official Basketball Box Score - Final

Florida at Vanderbilt

02/02/20 Memorial Gymnasium, Nashville
2019-20 Men's Basketball

Game Time: 1:30 AM
Game Duration: 1:55
Attendance: 9,582

Officials: Anthony Jordan, Gerald Williams, Nathan Bemis

Florida - 61 Record: 13-8 (5-3)

NO.	Name		Min	FG M-A	3P M-A	FT M-A	Rebounds OR	DR	TOT	Fouls PF	FD	TP	AS	TO	ST	Blocks BS	BA	+/-
11	Keyontae Johnson	F	39:23	7-11	2-3	4-5	1	6	7	3	3	20	1	1	2	0	1	9
24	Kerry Blackshear	F	30:45	2-9	0-3	2-4	2	5	7	2	4	6	1	0	0	2	0	5
2	Andrew Nembhard	G	31:56	4-11	1-2	0-1	0	3	3	2	3	9	4	2	1	0	0	0
10	Noah Locke	G	36:07	5-8	5-8	2-3	0	1	1	2	2	17	3	2	1	0	0	3
23	Scottie Lewis	G	19:59	1-5	0-1	0-0	0	1	1	4	0	2	1	0	0	1	0	2
1	Tre Mann		18:26	1-6	1-5	0-0	0	2	2	1	0	3	3	1	1	0	0	8
0	Ques Glover		13:32	2-4	0-1	0-0	0	2	2	2	2	4	0	0	0	0	0	5
5	Omar Payne		04:02	0-0	0-0	0-0	0	2	2	1	0	0	0	1	0	0	0	-3
33	Jason Jitoboh		05:50	0-0	0-0	0-0	1	1	2	0	2	0	0	0	0	0	0	1
Team							1	0	1			0		0				
Totals				22-54	9-23	8-13	5	23	28	17	16	61	13	7	5	3	1	6

Technical Fouls::NONE

Shooting By Period		
1st FG%	10-29	34.5%
3PT%	3-14	21.4%
FT%	3-4	75%
2nd FG%	12-25	48.0%
3PT%	6-9	66.7%
FT%	5-9	55.6%
GM FG%	22-54	40.7%
3PT%	9-23	39.1%
FT%	8-13	61.5%

Dead Ball Rebounds: 3, 0

Vanderbilt - 55 Record: 8-13 (0-8)

NO.	Name		Min	FG M-A	3P M-A	FT M-A	Rebounds OR	DR	TOT	Fouls PF	FD	TP	AS	TO	ST	Blocks BS	BA	+/-
1	Dylan Disu	F	22:49	1-5	1-4	0-0	2	3	5	4	0	3	1	0	0	0	0	-11
50	Ejike Obinna	C	28:53	1-2	0-0	0-0	4	8	12	2	1	2	0	2	0	0	1	-6
0	Saben Lee	G	36:19	4-12	0-4	3-4	0	3	3	1	3	11	3	6	2	0	2	-7
2	Scotty Pippen Jr.	G	30:08	4-8	0-0	7-11	0	5	5	4	8	15	2	4	1	0	0	-7
3	Maxwell Evans	G	31:53	2-9	2-8	3-3	0	3	3	4	1	9	0	2	0	0	0	-1
11	Braelee Albert		05:31	0-2	0-2	0-0	0	0	0	0	1	0	0	0	0	0	0	1
13	Matthew Moyer		20:57	3-4	2-3	0-0	0	5	5	1	1	8	0	2	0	0	0	3
4	Jordan Wright		20:00	2-3	1-1	2-2	0	1	1	0	2	7	0	1	1	0	0	-1
55	Oton Jankovic		03:30	0-0	0-0	0-0	0	1	1	0	0	0	0	0	0	1	0	-1
Team							2	0	2			0		0				
Totals				17-45	6-22	15-20	8	29	37	16	17	55	6	17	4	1	3	-6

Technical Fouls::NONE

Shooting By Period		
1st FG%	7-24	29.2%
3PT%	2-12	16.7%
FT%	5-7	71.4%
2nd FG%	10-21	47.6%
3PT%	4-10	40.0%
FT%	10-13	76.9%
GM FG%	17-45	37.8%
3PT%	6-22	27.3%
FT%	15-20	75.0%

Dead Ball Rebounds: 2, 0

	FLA	VAN
Biggest lead	18 (2nd 9:53)	3 (1st 19:14)
Best Scoring Run	10(1st 14:38)	6(2nd 13:14)
Lead Changes	1	
Times Tied	1	
Time with Lead	36:59	00:20

Points from	FLA	VAN
Turnovers	12	13
Paint	18	22
Second Chance	2	7
Fast Breaks	12	7
Bench	7	15

Period by Period Scoring	1st	2nd	TOT
FLA	26	35	61
VAN	21	34	55

Official Basketball Box Score - Final

Georgia at Florida

02/06/20 Exactech Arena at Stephen C. O'Connell Center, Gainesville
2019-20 Men's Basketball

Game Time: 12:00 AM
Game Duration: 1:56
Attendance: 9,889

Officials: Doug Shows, Don Daily, Lee Cassell

Georgia - 75 Record: 12-10 (2-7)

NO.	Name		Min	FG M-A	3P M-A	FT M-A	Rebounds OR	DR	TOT	Fouls PF	FD	TP	AS	TO	ST	Blocks BS	BA	+/-
20	Rayshaun Hammonds	F	28:33	4-11	1-6	0-2	0	5	5	4	3	9	0	0	1	0	0	-4
2	Jordan Harris	G	21:42	1-4	0-2	0-0	2	3	5	2	0	2	2	3	1	0	0	-14
5	Anthony Edwards		38:46	10-17	6-9	6-7	0	6	6	1	5	32	1	4	3	2	0	-1
10	Toumani Camara		24:21	2-7	0-0	0-0	2	1	3	5	1	4	0	0	0	0	0	-5
15	Sahvir Wheeler		35:31	6-8	0-0	4-4	0	2	2	3	3	16	4	4	1	0	1	-13
4	Tyree Crump		14:12	0-1	0-1	0-0	0	0	0	0	0	0	0	0	1	0	0	-13
00	Donnell Gresham Jr.		10:59	1-1	1-1	0-0	0	2	2	0	0	3	0	0	1	0	0	7
3	Christian Brown		08:15	2-4	2-3	2-3	0	0	0	1	2	8	0	0	0	1	0	2
14	Tye Fagan		08:35	0-0	0-0	0-0	0	3	3	0	0	0	0	0	0	0	0	9
30	Mike Peake		09:06	0-2	0-2	1-2	0	1	1	0	1	1	0	0	0	0	0	2
Team							2	1	3			0		1				
Totals				26-55	10-24	13-18	6	24	30	16	15	75	7	12	8	3	1	-6

Technical Fouls::NONE

Shooting By Period		
1st FG%	17-31	54.8%
3PT%	6-14	42.9%
FT%	1-6	16.7%
2nd FG%	9-24	37.5%
3PT%	4-10	40.0%
FT%	12-12	100%
GM FG%	26-55	47.3%
3PT%	10-24	41.7%
FT%	13-18	72.2%

Dead Ball Rebounds: 2, 0

Florida - 81 Record: 14-8 (6-3)

NO.	Name		Min	FG M-A	3P M-A	FT M-A	Rebounds OR	DR	TOT	Fouls PF	FD	TP	AS	TO	ST	Blocks BS	BA	+/-
11	Keyontae Johnson	F	26:56	5-10	2-3	3-3	3	4	7	2	2	15	2	3	0	0	2	22
24	Kerry Blackshear	F	22:10	3-6	1-1	5-8	2	4	6	5	5	12	0	0	0	0	0	15
2	Andrew Nembhard	G	35:55	10-16	1-5	4-5	1	3	4	0	3	25	3	1	2	0	0	16
10	Noah Locke	G	19:01	3-10	1-4	0-0	0	0	0	0	0	7	0	1	1	0	1	-17
23	Scottie Lewis	G	38:19	1-5	0-2	2-2	2	7	9	2	2	4	0	3	1	1	0	12
1	Tre Mann		31:13	4-10	3-7	0-0	0	2	2	3	2	11	2	0	1	0	0	8
5	Omar Payne		15:04	1-2	0-0	0-0	0	3	3	2	1	2	0	0	0	0	0	-14
0	Ques Glover		06:29	1-1	1-1	0-0	0	1	1	0	1	3	1	3	0	0	0	-10
33	Jason Jitoboh		04:53	1-1	0-0	0-0	0	0	0	1	0	2	0	0	0	0	0	-2
Team							2	2	4			0		0				
Totals				29-61	9-23	14-18	10	26	36	15	16	81	8	11	5	1	3	6

Technical Fouls::NONE

Shooting By Period		
1st FG%	11-31	35.5%
3PT%	2-12	16.7%
FT%	2-2	100%
2nd FG%	18-30	60.0%
3PT%	7-11	63.6%
FT%	12-16	75%
GM FG%	29-61	47.5%
3PT%	9-23	39.1%
FT%	14-18	77.8%

Dead Ball Rebounds: 2, 0

	UGA	UF
Biggest lead	22 (2nd 16:43)	10 (2nd 5:56)
Best Scoring Run	13(1st 11:49)	14(2nd 8:11)
Lead Changes	2	
Times Tied	2	
Time with Lead	24:12	14:04

Points from	UGA	UF
Turnovers	18	23
Paint	32	34
Second Chance	7	12
Fast Breaks	22	5
Bench	12	18

Period by Period Scoring	1st	2nd	TOT
UGA	41	34	75
UF	26	55	81

Official Basketball Box Score - Final

Florida at Ole Miss

02/08/20 The Pavilion at Ole Miss, Oxford
2019-20 Men's Basketball

Game Time: 7:00 PM
Game Duration: 2:02
Attendance: 7,760

Officials: Joe Lindsay, Patrick Evans, Garrick Shannon

Florida - 51 Record: 14-9 (6-4)

NO.	Name		Min	FG M-A	3P M-A	FT M-A	Rebounds OR	DR	TOT	Fouls PF	FD	TP	AS	TO	ST	Blocks BS	BA	+/-
11	Keyontae Johnson	F	35:27	5-10	1-3	5-6	4	6	10	2	4	16	1	1	0	0	1	-19
24	Kerry Blackshear	F	29:40	3-8	0-3	5-5	1	5	6	2	6	11	3	1	0	2	0	-4
2	Andrew Nembhard	G	31:37	2-9	1-5	0-0	0	5	5	0	2	5	3	3	1	0	0	-10
10	Noah Locke	G	28:08	3-9	2-6	0-0	0	2	2	0	0	8	0	0	0	0	0	-2
23	Scottie Lewis	G	27:13	3-6	1-1	0-0	1	1	2	4	0	7	1	2	2	0	0	-14
1	Tre Mann		24:39	0-6	0-4	0-0	0	2	2	2	0	0	1	1	1	0	1	-18
33	Jason Jitoboh		07:56	1-2	0-0	0-0	1	1	2	0	0	2	0	0	0	1	0	-9
0	Ques Glover		08:23	0-2	0-1	0-0	0	0	0	0	1	0	0	4	1	0	0	-7
5	Omar Payne		06:57	1-2	0-0	0-0	0	1	1	0	0	2	0	0	0	1	0	-2
Team							1	2	3			0		3				
Totals				18-54	5-23	10-11	8	25	33	10	13	51	9	15	5	4	2	-17

Technical Fouls::NONE

Shooting By Period		
1st FG%	9-26	34.6%
3PT%	3-11	27.3%
FT%	6-7	85.7%
2nd FG%	9-28	32.1%
3PT%	2-12	16.7%
FT%	4-4	100%
GM FG%	18-54	33.3%
3PT%	5-23	21.7%
FT%	10-11	90.9%

Dead Ball Rebounds: 1, 0

Ole Miss - 68 Record: 12-11 (3-7)

NO.	Name		Min	FG M-A	3P M-A	FT M-A	Rebounds OR	DR	TOT	Fouls PF	FD	TP	AS	TO	ST	Blocks BS	BA	+/-
3	Khadim Sy	F	22:03	2-8	0-1	2-2	1	3	4	3	2	6	0	0	1	1	1	16
5	KJ Buffen	F	37:58	6-8	0-1	2-2	2	7	9	4	3	14	4	0	0	1	0	12
00	Blake Hinson	G	35:35	3-8	1-3	2-2	0	6	6	4	1	9	3	3	1	0	1	9
2	Devontae Shuler	G	35:10	5-9	2-5	2-2	0	3	3	0	1	14	5	2	3	0	0	14
4	Breein Tyree	G	38:38	9-19	4-6	1-2	0	4	4	0	3	23	0	3	2	0	1	20
14	Antavion Collum		15:01	1-1	0-0	0-0	0	0	0	2	0	2	1	0	0	0	0	10
1	Austin Crowley		07:08	0-0	0-0	0-0	0	2	2	0	0	0	2	1	1	0	0	5
13	Bryce Williams		08:27	0-2	0-0	0-0	0	1	1	0	0	0	1	0	0	1	0	-1
Team							1	2	3			0		1				
Totals				26-55	7-16	9-10	4	28	32	13	10	68	16	10	8	2	4	17

Technical Fouls::NONE

Shooting By Period		
1st FG%	13-27	48.1%
3PT%	4-8	50.0%
FT%	3-4	75%
2nd FG%	13-28	46.4%
3PT%	3-8	37.5%
FT%	6-6	100%
GM FG%	26-55	47.3%
3PT%	7-16	43.8%
FT%	9-10	90.0%

Dead Ball Rebounds: 1, 0

	FLA	OM
Biggest lead	4 (1st 18:56)	17 (2nd 1:22)
Best Scoring Run	8(1st 0:46)	10(1st 11:24)
Lead Changes	2	
Times Tied	2	
Time with Lead	01:34	36:39

Points from	FLA	OM
Turnovers	7	16
Paint	24	22
Second Chance	6	2
Fast Breaks	2	8
Bench	4	2

Period by Period Scoring	1st	2nd	TOT
FLA	27	24	51
OM	33	35	68

Official Basketball Box Score - Final

Florida at Texas A&M

02/13/20 Reed Arena, College Station
2019-20 Men's Basketball

Game Time: 1:30 AM
Game Duration: 1:59
Attendance: 6,237

Officials: Terry Oglesby, Bart Lenox, Darron George

Florida - 78 Record: 15-9 (7-4)

NO.	Name		Min	FG M-A	3P M-A	FT M-A	Rebounds OR	DR	TOT	Fouls PF	FD	TP	AS	TO	ST	Blocks BS	BA	+/-
11	Keyontae Johnson	F	36:58	4-8	0-2	2-2	4	6	10	2	6	10	6	2	1	0	0	22
24	Kerry Blackshear	F	21:02	1-2	0-1	6-6	1	2	3	3	5	8	1	1	0	0	0	2
2	Andrew Nembhard	G	33:31	9-11	3-5	3-4	0	2	2	0	4	24	5	3	1	0	0	25
10	Noah Locke	G	31:22	8-17	5-10	0-0	0	1	1	2	0	21	1	1	1	0	0	15
23	Scottie Lewis	G	31:24	3-4	3-4	0-0	1	2	3	2	0	9	1	3	0	0	0	17
0	Ques Glover		05:08	0-0	0-0	0-0	0	0	0	0	0	0	0	1	0	0	0	-9
1	Tre Mann		18:35	1-5	1-5	0-0	1	4	5	2	0	3	1	1	0	0	0	3
5	Omar Payne		12:49	0-2	0-0	0-0	2	2	4	3	1	0	0	1	0	1	1	13
33	Jason Jitoboh		09:11	1-3	0-0	1-2	3	1	4	4	1	3	0	1	0	1	0	-3
Team							2	2	4			0		0				
Totals				27-52	12-27	12-14	14	22	36	18	17	78	15	14	3	2	1	17

Technical Fouls::NONE

Shooting By Period		
1st FG%	12-26	46.2%
3PT%	8-17	47.1%
FT%	5-6	83.3%
2nd FG%	15-26	57.7%
3PT%	4-10	40.0%
FT%	7-8	87.5%
GM FG%	27-52	51.9%
3PT%	12-27	44.4%
FT%	12-14	85.7%

Dead Ball Rebounds: 2, 1

Texas A&M - 61 Record: 11-12 (5-6)

NO.	Name		Min	FG M-A	3P M-A	FT M-A	Rebounds OR	DR	TOT	Fouls PF	FD	TP	AS	TO	ST	Blocks BS	BA	+/-
5	Emanuel Miller	F	19:51	5-6	1-2	8-9	3	0	3	4	5	19	2	1	1	0	0	-7
32	Josh Nebo	F	29:53	5-9	0-0	2-5	1	3	4	0	4	12	2	3	0	1	0	-22
1	Savion Flagg	G	29:18	4-10	3-8	0-0	0	2	2	0	0	11	0	1	0	0	0	-15
11	Wendell Mitchell	G	27:19	1-5	0-4	1-2	0	1	1	1	4	3	1	1	2	0	0	-13
20	Andre Gordon	G	26:30	3-5	2-3	0-0	0	0	0	0	0	8	0	1	2	0	0	-10
35	Yavuz Gultekin		13:57	0-1	0-1	0-0	0	1	1	4	1	0	0	0	0	0	0	-1
3	Quenton Jackson		30:07	2-9	0-4	2-3	0	4	4	1	2	6	1	1	0	0	2	-7
12	Mark French		05:57	0-0	0-0	0-0	0	0	0	0	0	0	1	0	0	0	0	-6
0	Jay Jay Chandler		10:04	0-2	0-1	2-2	0	0	0	2	1	2	0	3	0	0	0	-5
15	Jonathan Aku		05:59	0-0	0-0	0-2	1	0	1	5	1	0	0	0	0	0	0	2
21	Zach Walker		01:05	0-0	0-0	0-0	0	0	0	0	0	0	0	0	0	0	0	-1
Team							4	0	4			0		0				
Totals				20-47	6-23	15-23	9	11	20	17	18	61	7	11	5	1	2	-17

Technical Fouls::NONE

Shooting By Period		
1st FG%	12-24	50.0%
3PT%	4-9	44.4%
FT%	6-12	50%
2nd FG%	8-23	34.8%
3PT%	2-14	14.3%
FT%	9-11	81.8%
GM FG%	20-47	42.6%
3PT%	6-23	26.1%
FT%	15-23	65.2%

Dead Ball Rebounds: 3, 0

	UF	TAMU
Biggest lead	23 (2nd 2:26)	5 (1st 12:27)
Best Scoring Run	8(2nd 7:38)	7(1st 12:27)
Lead Changes	5	
Times Tied	5	
Time with Lead	33:06	03:53

Points from	UF	TAMU
Turnovers	13	16
Paint	22	22
Second Chance	18	11
Fast Breaks	4	3
Bench	6	8

Period by Period Scoring	1st	2nd	TOT
UF	37	41	78
TAMU	34	27	61

2019-20 Box Scores

Official Basketball Box Score - Final

Vanderbilt at Florida

02/16/20 Exactech Arena at Stephen C. O'Connell Center, Gainesville

2019-20 Men's Basketball

Game Time: 1:00 AM
Game Duration: 2:13
Attendance: 10,151

Officials: Tony Greene, R.B. Clyburn, Wesley Ford

Vanderbilt - 66 **Record: 9-16 (1-11)**

NO.	Name		Min	FG M-A	3P M-A	FT M-A	Rebounds OR	DR	TOT	Fouls PF	FD	TP	AS	TO	ST	Blocks BS	BA	+/-
1	Dylan Disu	F	28:57	3-7	0-3	1-2	0	5	5	4	2	7	0	2	1	0	1	-1
50	Ejike Obinna	C	16:18	3-5	0-0	0-0	1	0	1	5	1	6	0	3	1	0	1	1
00	Saben Lee	G	35:26	5-11	3-5	10-11	1	6	7	3	9	23	4	4	1	1	3	-10
2	Scotty Pippen Jr.	G	29:57	2-8	2-3	6-6	0	1	1	2	8	12	6	1	0	0	0	-1
3	Maxwell Evans	G	31:59	3-7	3-5	1-2	0	3	3	2	1	10	1	1	1	0	0	-16
13	Matthew Moyer		10:42	0-1	0-0	0-0	0	2	2	2	0	0	0	1	0	0	1	-14
4	Jordan Wright		19:28	3-8	0-1	2-2	4	2	6	1	2	8	0	2	0	0	2	-28
11	Braelee Albert		14:12	0-0	0-0	0-0	1	1	2	2	0	0	0	3	1	0	0	-1
55	Oton Jankovic		07:01	0-1	0-0	0-0	0	0	0	1	0	0	0	0	0	0	0	-8
21	Jon Jossell		04:49	0-0	0-0	0-0	0	0	0	1	0	0	0	0	1	0	0	-11
14	Isaiah Rice		01:11	0-1	0-0	0-0	0	0	0	0	0	0	0	0	0	0	0	-1
Team							1	2	3			0		2				
Totals				19-49	8-17	20-23	8	22	30	25	23	66	11	19	6	1	8	-18

Technical Fouls: Coach 1st 0:22 Coach 1st 0:22

Shooting By Period		
1st FG%	5-23	21.7%
3PT%	0-4	0.0%
FT%	9-11	81.8%
2nd FG%	14-26	53.8%
3PT%	8-13	61.5%
FT%	11-12	91.7%
GM FG%	19-49	38.8%
3PT%	8-17	47.1%
FT%	20-23	87.0%

Dead Ball Rebounds: 0, 0

Florida - 84 **Record: 16-9 (8-4)**

NO.	Name		Min	FG M-A	3P M-A	FT M-A	Rebounds OR	DR	TOT	Fouls PF	FD	TP	AS	TO	ST	Blocks BS	BA	+/-
11	Keyontae Johnson	F	22:59	5-11	0-1	1-2	2	4	6	4	3	11	3	2	3	0	0	1
24	Kerry Blackshear	F	25:49	4-6	1-2	6-7	0	3	3	2	6	15	5	1	0	1	0	16
2	Andrew Nembhard	G	18:33	2-4	1-2	0-0	0	1	1	4	1	5	2	3	1	0	0	-6
10	Noah Locke	G	28:41	6-8	6-8	1-2	0	4	4	0	1	19	0	0	1	0	0	22
23	Scottie Lewis	G	29:36	2-7	1-2	4-4	0	2	2	3	1	9	1	2	0	2	0	28
5	Omar Payne		17:51	2-2	0-0	1-5	5	1	6	3	3	5	2	1	0	3	0	12
0	Ques Glover		22:19	3-7	0-2	2-4	0	3	3	2	4	8	3	3	2	1	1	20
1	Tre Mann		22:35	2-5	1-3	2-2	0	2	2	2	2	7	0	2	0	0	0	0
33	Jason Jitoboh		07:35	1-2	0-0	2-2	1	0	1	3	1	4	0	0	0	1	0	2
21	Dontay Bassett		02:22	0-0	0-0	0-0	0	1	1	0	0	0	0	0	0	0	0	-3
34	Christopher Sutherland		01:40	0-0	0-0	1-2	0	0	0	0	1	1	0	0	0	0	0	-2
Team							0	4	4			0		1				
Totals				27-52	10-20	20-30	8	25	33	23	23	84	16	15	7	8	1	18

Technical Fouls: NONE

Shooting By Period		
1st FG%	13-25	52.0%
3PT%	7-12	58.3%
FT%	15-21	71.4%
2nd FG%	14-27	51.9%
3PT%	3-8	37.5%
FT%	5-9	55.6%
GM FG%	27-52	51.9%
3PT%	10-20	50.0%
FT%	20-30	66.7%

Dead Ball Rebounds: 5, 0

	VU	UF
Biggest lead	0 (1st 20:00)	32 (2nd 10:33)
Best Scoring Run	8(2nd 7:17)	9(1st 4:56)
Lead Changes	0	
Times Tied	0	
Time with Lead	00:00	39:45

Points from	VU	UF
Turnovers	15	24
Paint	22	32
Second Chance	6	11
Fast Breaks	10	7
Bench	8	25

Period by Period Scoring	1st	2nd	TOT
VU	19	47	66
UF	48	36	84

2019-20 Miscellaneous Stats

TIMES LED UF IN SCORING

Includes times co-led	Season	Career
Keyontae Johnson	11	12
Kerry Blackshear Jr.	7	7
Andrew Nembhard	5	11
Noah Locke	2	9
Scottie Lewis	2	2
Ques Glover	1	1
Omar Payne	1	1
Dontay Bassett	0	1

TIMES LED UF IN REBOUNDING

Includes times co-led	Season	Career
Kerry Blackshear Jr.	13	13
Keyontae Johnson	9	21
Scottie Lewis	3	3
Noah Locke	2	2
Dontay Bassett	1	3
Omar Payne	1	1
Andrew Nembhard	0	1

TIMES LED UF IN ASSISTS

Includes times co-led	Season	Career
Andrew Nembhard	22	54
Kerry Blackshear Jr.	3	3
Keyontae Johnson	2	2
Noah Locke	1	3

DOUBLE-FIGURE SCORING GAMES

	Season	Career
Kerry Blackshear Jr.	20	20
Keyontae Johnson	18	29
Noah Locke	13	29
Andrew Nembhard	12	23
Scottie Lewis	6	6
Tre Mann	4	4
Ques Glover	3	3
Omar Payne	2	2
Ques Glover	1	1
Dontay Bassett	0	2

20-POINT GAMES

	Season	Career
Kerry Blackshear Jr.	6	6
Andrew Nembhard	4	6
Keyontae Johnson	4	5
Noah Locke	1	3

30-POINT GAMES

	Season	Career
None		

DOUBLE-FIGURE REBOUNDING GAMES

	Season	Career
Kerry Blackshear Jr.	8	8
Keyontae Johnson	5	10
Omar Payne	1	1
Scottie Lewis	1	1
Noah Locke	1	1

DOUBLE-FIGURE ASSIST GAMES

	Season	Career
Andrew Nembhard	3	5

DOUBLE-DOUBLES

	Season	Career
Kerry Blackshear Jr.	8	8
Keyontae Johnson	5	9
Andrew Nembhard	2	2
Omar Payne	1	1
Scottie Lewis	1	1
Noah Locke	1	1

TRIPLE-DOUBLES

	Season	Career
None		

DUNKS (TOTAL: 57)

	Season	Career
Omar Payne	24	24
Keyontae Johnson	19	41
Scottie Lewis	7	7
Kerry Blackshear Jr.	3	3
Dontay Bassett	1	7
Noah Locke	1	2
Jason Jitoboh	1	1
Andrew Nembhard	1	1

CHARGES DRAWN (TOTAL: 18)

	Season	Career
Keyontae Johnson	9	21
Dontay Bassett	4	18
Tre Mann	3	3
Andrew Nembhard	2	5
Ques Glover	1	1
Kerry Blackshear Jr.	1	1

POINT DISTRIBUTION (%)

Freshmen	570	31.3%
Sophomores	892	49.0%
Juniors	16	0.9%
Seniors	341	18.7%
TOTAL	**1819**	

TECHNICAL FOULS

Opponents	5
Florida	5

SHOT CLOCK EXPIRED

Opponents	14
Florida	11

10-SECOND VIOLATION

Opponents	1
Florida	1

FIRST OFF THE BENCH

Includes all if multiple players enter	Season	Career
Omar Payne	9	9
Ques Glover	7	7
Scottie Lewis	6	6
Tre Mann	7	7
Dontay Bassett	3	17
Noah Locke	2	8
Keyontae Johnson	0	9

SCORED UF'S FIRST POINTS

	Season	Career
Kerry Blackshear Jr.	7	7
Andrew Nembhard	5	11
Keyontae Johnson	5	6
Noah Locke	4	10
Omar Payne	2	2
Scottie Lewis	2	2
Dontay Bassett	0	1

HOW SCORED UF'S FIRST POINTS

Layup	8
3-Pointer	8
Jump Shot	4
Free Throw	4
Dunk	1

OLD FASHIONED 3-POINT PLAYS

Ordered by most conversions	Season	Career
Kerry Blackshear Jr.	10-12	10-12
Keyontae Johnson	9-10	12-16
Andrew Nembhard	5-5	7-9
Scottie Lewis	2-3	2-3
Tre Mann	2-2	2-2
Ques Glover	2-5	2-5
Omar Payne	1-3	1-3
Dontay Bassett	0-0	3-6
Noah Locke	0-0	1-1
TOTALS	**31-40**	**40-57**
	.775	**.702**

4-POINT PLAYS

Ordered by most conversions	Season	Career
Noah Locke	1-1	1-1
Ques Glover	0-1	0-1
TOTALS	**1-2**	**1-2**

3-POINTER STREAK - TEAM

Florida:	109 (at SC, 1/18/17)
Opponents:	720 (FAMU,12/4/99)

PLAYERS IN DOUBLE FIGURES

Players	Games
1	0
2	6
3	9
4	8
5	1
6	1

RUNS OF 10-0 OR BETTER

Run	Occurrences
10-0	2
11-0	0
12-0	1
13-0	1
14-0	3
15-0	0
16-0	1
17-0	1

Largest run: 17-0, vs. Miami (11/22/19)

2019-20 Miscellaneous Stats

LINEUPS AND RECORD

(Listed by position 1-5; Ordered by most wins)

Nembhard, Locke, Lewis, Johnson, Blackshear	10-4
Nembhard, Locke, Johnson, Payne, Blackshear	4-3
Nembhard, Mann, Locke, Johnson, Blackshear	1-1
Nembhard, Mann, Lewis, Johnson, Blackshear	1-1

STREAKS

Streak stats below are consecutive team games; i.e., a player's streak starts over if he misses a game.

GAMES PLAYED

Keyontae Johnson 61, Noah Locke 61, Andrew Nembhard 61, Kerry Blackshear Jr. 25, Ques Glover 25, Omar Payne 25, Tre Mann 19, Scottie Lewis 13, Jason Jitoboh 5, Dontay Bassett 1, Chris Sutherland 1

STARTS

Andrew Nembhard 61, Keyontae Johnson 45, Kerry Blackshear Jr. 25, Noah Locke 21, Scottie Lewis 6

GAMES SCORED

Andrew Nembhard 50, Keyontae Johnson 47, Noah Locke 28, Kerry Blackshear Jr. 25, Scottie Lewis 6, Jason Jitoboh 4, Tre Mann 2, Ques Glover 1, Chris Sutherland 1, Omar Payne 1

GAMES WITH A 3-POINTER

Noah Locke 23, Andrew Nembhard 5, Scottie Lewis 3, Tre Mann 2, Kerry Blackshear Jr. 1

GAMES WITH A REBOUND

Keyontae Johnson 60, Kerry Blackshear Jr. 24, Noah Locke 21, Omar Payne 15, Andrew Nembhard 11, Tre Mann 17, Scottie Lewis 6, Jason Jitoboh 3, Ques Glover 1, Dontay Bassett 1

GAMES WITH AN ASSIST

Andrew Nembhard 60, Keyontae Johnson 6, Scottie Lewis 3, Kerry Blackshear Jr. 3, Ques Glover 1, Omar Payne 1

CONSECUTIVE MADE FREE THROWS

	Active	Season High
Scottie Lewis	11	25
Tre Mann	6	6
Kerry Blackshear Jr.	4	16
Jason Jitoboh	2	3
Omar Payne	2	2
Noah Locke	1	8
Dontay Bassett	1	2
Chris Sutherland	1	1
Keyontae Johnson	0	12
Andrew Nembhard	0	9
Ques Glover	0	6

SCORING MARGIN

Largest Lead: 39 vs. Long Beach State (12/28/19)
Largest Deficit: 24, vs. Missouri (1/11/20)
Largest Deficit Overcome: 22, vs. Georgia (2/5/20)
Largest Lead Lost: 16, vs. Mississippi State (1/29/20)
Largest Margin of Victory: 39, vs. Long Beach State (12/28/19)
Largest Margin of Defeat: 17, at Ole Miss (2/8/20)

SITUATIONAL RECORDS

	2019-20	Under White
Scoring First	12-5	69-31
Leading at Half	12-2	87-22
Trailing at Half	3-6	15-37
Tied at Half	1-1	3-3
Leading with 5:00 Left	14-1	96-9
Trailing with 5:00 Left	1-8	8-50
Tied with 5:00 Left	1-0	1-3
In Overtime	0-0	5-4
In Double Overtime	1-0	2-0
When UF Outrebounds Opponent	12-4	55-19
When UF is Outrebounded	3-5	43-40
When Rebounds are the Same	1-0	6-3
When UF Commits More Turnovers	5-6	20-20
When UF Forces More Turnovers	10-3	75-39
When Turnovers are the Same	0-1	9-4
When UF Has More Free Throw Attempts	10-4	70-23
When Opponent Has More Free Throw Attempts	4-4	29-34
When Free Throw Attempts are the Same	2-1	6-5
When UF Shoots 45% or Better from the Field	10-1	61-6
When UF Shoots Less Than 45% from the Field	6-8	44-55
When Opponent Shoots 45% or Better from the Field	1-6	17-32
When Opponent Shoots Less Than 45% from the Field	15-3	88-30
When UF Shoots Same or Better Than Opponent from the Field	14-3	86-10
When Opponent Shoots Better Than UF from the Field	2-6	19-52
When UF Shoots 40% or Better from 3-Point Range	6-1	38-8
When UF Shoots Less Than 40% from 3-Point Range	10-8	65-53
When UF Shoots Better Than Opponent from 3-Point Range	12-2	70-13
When UF Shoots 75% or Better from the Line	5-7	42-23
When UF Shoots Less Than 75% from the Line	11-2	63-38
When UF Bench Equals or Outscores Opponent's	11-4	77-35
When Opponent Bench Outscores UF's	5-5	27-27
Following a UF win	8-7	62-42
Following a UF loss	8-2	40-19
When 3 or More Players Score in Double Figures	15-4	90-41
When 4 or More Players Score in Double Figures	8-2	51-15
When 5 or More Players Score in Double Figures	2-0	18-1
In White Uniforms	9-4	65-28
In Blue Uniforms	3-2	20-18
In Orange Uniforms	2-2	14-14
In Black Uniforms	2-1	6-2
In November	6-2	23-8
In December	2-2	17-11
In January	4-4	26-16
In February	4-1	23-14
In March	0-0	13-13
On Sunday	1-2	5-6
On Monday	0-0	3-1
On Tuesday	4-2	21-14
On Wednesday	2-0	17-9
On Thursday	2-0	14-0
On Friday	2-0	11-5
On Saturday	5-5	34-28

2019-20 Florida Men's Basketball
Combined Team Statistics
All games

as of Feb 16, 2020

Game Records

Record	Overall	Home	Away	Neutral
ALL GAMES	16-9	9-3	3-5	4-1
CONFERENCE	8-4	5-1	3-3	0-0
NON-CONFERENCE	8-5	4-2	0-2	4-1

Score by Periods

Team	1st	2nd	OT	TOT
Florida	852	946	21	1819
Opponents	779	875	15	1669

Team Box Score

No.	Player				Total		3-Point		F-Throw		Rebounds											
		GP-GS	MIN	AVG	FG-FGA	FG%	3FG-FGA	3FG%	FT-FTA	FT%	OFF	DEF	TOT	AVG	PF	DQ	A	TO	BLK	STL	PTS	AVG
24	BLACKSHEAR, Kerry	25-25	698:14	27.9	93-211	.441	21-67	.313	133-167	.796	60	132	192	7.7	77	3	43	38	16	16	340	13.6
11	JOHNSON, Keyontae	25-25	756:11	30.2	128-242	.529	24-61	.393	51-65	.785	46	125	171	6.8	71	0	37	43	6	28	331	13.2
2	NEMBHARD, Andrew	25-25	820:44	32.8	110-251	.438	27-90	.300	45-57	.789	3	68	71	2.8	39	0	138	67	1	28	292	11.7
10	LOCKE, Noah	25-23	748:50	30.0	93-220	.423	66-151	.437	17-25	.680	4	62	66	2.6	22	0	19	17	1	18	269	10.8
23	LEWIS, Scottie	24-16	675:45	28.2	60-146	.411	17-49	.347	57-69	.826	24	71	95	4.0	55	0	14	30	32	29	194	8.1
1	MANN, Tre	23-4	404:36	17.6	41-123	.333	16-65	.246	19-28	.679	5	40	45	2.0	46	0	17	24	2	16	117	5.1
0	GLOVER, Ques	25-0	346:24	13.9	50-114	.439	9-38	.237	15-27	.556	6	23	29	1.2	28	0	17	37	2	4	124	5.0
5	PAYNE, Omar	25-7	406:27	16.3	48-76	.632	0-0	.000	12-33	.364	51	51	102	4.1	61	1	7	17	29	7	108	4.3
33	JITOBOH, Jason	15-0	83:47	5.6	10-20	.500	0-0	.000	7-15	.467	10	7	17	1.1	16	0	0	4	3	0	27	1.8
21	BASSETT, Dontay	13-0	95:30	7.3	6-14	.429	0-2	.000	4-8	.500	11	15	26	2.0	18	0	2	4	7	3	16	1.2
34	SUTHERLAND, Christopher	2-0	02:06	1.0	0-0	.000	0-0	.000	1-2	.500	0	0	0	0.0	0	0	0	0	0	0	1	0.5
12	GAK, Gorjok	2-0	11:27	5.7	0-2	.000	0-0	.000	0-2	.000	1	2	3	1.5	4	0	0	1	0	0	0	0.0
Team											43	38	81					19				
Total		**25**	**5050**		**639-1419**	**.450**	**180-523**	**.344**	**361-498**	**.725**	**264**	**634**	**898**	**35.9**	**437**	**4**	**294**	**301**	**99**	**149**	**1819**	**72.8**
Opponents		**25**	**5050**		**571-1381**	**.413**	**164-509**	**.322**	**363-495**	**.733**	**237**	**577**	**814**	**32.6**	**462**	**8**	**281**	**333**	**62**	**143**	**1669**	**66.8**

Team Statistics

	UF	OPP
Scoring	**1819**	**1669**
Points per game	72.8	66.8
Scoring margin	+6.0	-
Field goals-att	**639-1419**	**571-1381**
Field goal pct	.450	.413
3 point fg-att	**180-523**	**164-509**
3-point FG pct	.344	.322
3-pt FG made per game	7.2	6.6
Free throws-att	**361-498**	**363-495**
Free throw pct	.725	.733
F-Throws made per game	14.4	14.5
Rebounds	**898**	**814**
Rebounds per game	35.9	32.6
Rebounding margin	+3.4	-
Assists	**294**	**281**
Assists per game	11.8	11.2
Turnovers	**301**	**333**
Turnovers per game	12.0	13.3
Turnover margin	+1.3	-
Assist/turnover ratio	1.0	0.8
Steals	**149**	**143**
Steals per game	6.0	5.7
Blocks	**99**	**62**
Blocks per game	4.0	2.5
Winning streak	**2**	**-**
Home win streak	2	-
Attendance	**117272**	**73180**
Home games-Avg/Game	12-9773	8-9148
Neutral site-Avg/Game	-	5-3864

Team Results

Date	Opponent		Score	Att.
11/05/2019	North Florida	W	74-59	9685
11/10/2019	Florida St.	L	51-63	10851
11/14/2019	Towson	W	66-60	8055
11/17/2019	at UConn	L	59-62	10167
11/21/2019	vs Saint Joseph's	W	70-62	2914
11/22/2019	vs Miami (FL)	W	78-58	3245
11/24/2019	vs Xavier	W	70-65	4233
11/29/2019	Marshall	W	73-67	10583
12/07/2019	at Butler	L	62-76	9303
12/17/2019	vs Providence	W	83-51	0
12/21/2019	vs Utah St.	L	62-65	8927
12/28/2019	Long Beach St.	W	102-63	9067
01/04/2020	Alabama	Wot2	104-98	9350
01/07/2020	at South Carolina	W	81-68	10651
01/11/2020	at Missouri	L	75-91	9001
01/14/2020	Ole Miss	W	71-55	9545
01/18/2020	Auburn	W	69-47	10756
01/21/2020	at LSU	L	82-84	10479
01/25/2020	Baylor	L	61-72	11092
01/28/2020	Mississippi St.	L	71-78	8248
02/01/2020	at Vanderbilt	W	61-55	9582
02/05/2020	Georgia	W	81-75	9889
02/08/2020	at Ole Miss	L	51-68	7760
02/12/2020	at Texas A&M	W	78-61	6237
02/15/2020	Vanderbilt	W	84-66	10151

2019-20 Florida Men's Basketball
Combined Team Statistics
In Conference games

as of Feb 16, 2020

Game Records

Record	Overall	Home	Away	Neutral
ALL GAMES	8-4	5-1	3-3	0-0
CONFERENCE	8-4	5-1	3-3	0-0
NON-CONFERENCE	0-0	0-0	0-0	0-0

Score by Periods

Team	1st	2nd	OT	TOT
Florida	421	466	21	908
Opponents	402	429	15	846

Team Box Score

No.	Player				Total		3-Point		F-Throw		Rebounds											
		GP-GS	MIN	AVG	FG-FGA	FG%	3FG-FGA	3FG%	FT-FTA	FT%	OFF	DEF	TOT	AVG	PF	DQ	A	TO	BLK	STL	PTS	AVG
2	NEMBHARD, Andrew	12-12	381:22	31.8	64-132	.485	13-44	.295	22-28	.786	2	29	31	2.6	19	0	59	37	1	13	163	13.6
24	BLACKSHEAR, Kerry	12-12	341:17	28.4	43-106	.406	11-34	.324	64-82	.780	26	61	87	7.3	36	1	19	16	9	4	161	13.4
10	LOCKE, Noah	12-12	365:02	30.4	52-105	.495	38-74	.514	10-16	.625	1	24	25	2.1	9	0	12	9	0	7	152	12.7
11	JOHNSON, Keyontae	12-12	371:60	31.0	57-107	.533	12-29	.414	26-31	.839	22	67	89	7.4	33	0	23	18	4	16	152	12.7
23	LEWIS, Scottie	12-7	333:07	27.8	30-70	.429	12-27	.444	33-34	.971	12	37	49	4.1	35	0	9	18	14	11	105	8.8
0	GLOVER, Ques	12-0	160:13	13.4	22-52	.423	3-15	.200	7-12	.583	2	12	14	1.2	14	0	11	21	2	4	54	4.5
5	PAYNE, Omar	12-5	215:58	18.0	24-41	.585	0-0	.000	6-17	.353	26	24	50	4.2	31	1	4	8	16	5	54	4.5
1	MANN, Tre	12-0	207:21	17.3	16-56	.286	10-36	.278	6-8	.750	3	19	22	1.8	19	0	10	13	1	7	48	4.0
33	JITOBOH, Jason	7-0	43:25	6.2	5-10	.500	0-0	.000	3-4	.750	7	4	11	1.6	10	0	0	2	3	0	13	1.9
21	BASSETT, Dontay	5-0	28:09	5.6	2-5	.400	0-0	.000	1-2	.500	1	3	4	0.8	4	0	0	1	0	0	5	1.0
34	SUTHERLAND, Christopher	2-0	02:06	1.0	0-0	.000	0-0	.000	1-2	.500	0	0	0	0.0	0	0	0	0	0	0	1	0.5
Team											21	18	39					7				
Total		**12**	**2450**		**315-684**	**.461**	**99-259**	**.382**	**179-236**	**.758**	**123**	**298**	**421**	**35.1**	**210**	**2**	**147**	**150**	**50**	**67**	**908**	**75.7**
Opponents		**12**	**2450**		**283-652**	**.434**	**82-235**	**.349**	**198-261**	**.759**	**108**	**270**	**378**	**31.5**	**224**	**7**	**127**	**158**	**25**	**75**	**846**	**70.5**

Team Statistics

	UF	OPP
Scoring	**908**	**846**
Points per game	75.7	70.5
Scoring margin	+5.2	-
Field goals-att	**315-684**	**283-652**
Field goal pct	.461	.434
3 point fg-att	**99-259**	**82-235**
3-point FG pct	.382	.349
3-pt FG made per game	8.3	6.8
Free throws-att	**179-236**	**198-261**
Free throw pct	.758	.759
F-Throws made per game	14.9	16.5
Rebounds	**421**	**378**
Rebounds per game	35.1	31.5
Rebounding margin	+3.6	-
Assists	**147**	**127**
Assists per game	12.3	10.6
Turnovers	**150**	**158**
Turnovers per game	12.5	13.2
Turnover margin	+0.7	-
Assist/turnover ratio	1.0	0.8
Steals	**67**	**75**
Steals per game	5.6	6.3
Blocks	**50**	**25**
Blocks per game	4.2	2.1
Winning streak	**2**	**-**
Home win streak	2	-
Attendance	**57939**	**53710**
Home games-Avg/Game	6-9657	6-8952
Neutral site-Avg/Game	-	0-0

Team Results

Date	Opponent		Score	Att.
01/04/2020	Alabama	Wot2	104-98	9350
01/07/2020	at South Carolina	W	81-68	10651
01/11/2020	at Missouri	L	75-91	9001
01/14/2020	Ole Miss	W	71-55	9545
01/18/2020	Auburn	W	69-47	10756
01/21/2020	at LSU	L	82-84	10479
01/28/2020	Mississippi St.	L	71-78	8248
02/01/2020	at Vanderbilt	W	61-55	9582
02/05/2020	Georgia	W	81-75	9889
02/08/2020	at Ole Miss	L	51-68	7760
02/12/2020	at Texas A&M	W	78-61	6237
02/15/2020	Vanderbilt	W	84-66	10151

2019-20 Florida Men's Basketball
Category Leaders
All games

Points

##	Player	G	Pts	Pts/G
24	Blackshear, Kerry	25	340	13.6
11	Johnson, Keyontae	25	331	13.2
2	Nembhard, Andrew	25	292	11.7
10	Locke, Noah	25	269	10.8
23	Lewis, Scottie	24	194	8.1
0	Glover, Ques	25	124	5.0
1	Mann, Tre	23	117	5.1
5	Payne, Omar	25	108	4.3
33	Jitoboh, Jason	15	27	1.8
21	Bassett, Dontay	13	16	1.2
34	Sutherland, Christopher	2	1	0.5

Scoring Average

##	Player	G	Pts	Pts/G
24	Blackshear, Kerry	25	340	13.6
11	Johnson, Keyontae	25	331	13.2
2	Nembhard, Andrew	25	292	11.7
10	Locke, Noah	25	269	10.8
23	Lewis, Scottie	24	194	8.1
1	Mann, Tre	23	117	5.1
0	Glover, Ques	25	124	5.0
5	Payne, Omar	25	108	4.3
33	Jitoboh, Jason	15	27	1.8
21	Bassett, Dontay	13	16	1.2
34	Sutherland, Christopher	2	1	0.5

Field Goal Percentage

##	Player	FG	Att	Pct
5	Payne, Omar	48	76	.632
11	Johnson, Keyontae	128	242	.529
33	Jitoboh, Jason	10	20	.500
24	Blackshear, Kerry	93	211	.441
0	Glover, Ques	50	114	.439
2	Nembhard, Andrew	110	251	.438
21	Bassett, Dontay	6	14	.429
10	Locke, Noah	93	220	.423
23	Lewis, Scottie	60	146	.411
1	Mann, Tre	41	123	.333

Field Goal Attempts

##	Player	G	Att	Att/G
2	Nembhard, Andrew	25	251	10.0
11	Johnson, Keyontae	25	242	9.7
10	Locke, Noah	25	220	8.8
24	Blackshear, Kerry	25	211	8.4
23	Lewis, Scottie	24	146	6.1

Field Goals Made

##	Player	G	Made	Made/G
11	Johnson, Keyontae	25	128	5.1
2	Nembhard, Andrew	25	110	4.4
10	Locke, Noah	25	93	3.7
24	Blackshear, Kerry	25	93	3.7
23	Lewis, Scottie	24	60	2.5

3-Point FG Percentage

##	Player	3FG	Att	Pct
10	Locke, Noah	66	151	.437
11	Johnson, Keyontae	24	61	.393
23	Lewis, Scottie	17	49	.347
24	Blackshear, Kerry	21	67	.313
2	Nembhard, Andrew	27	90	.300
1	Mann, Tre	16	65	.246
0	Glover, Ques	9	38	.237

3-Point FG Attempts

##	Player	G	Att	Att/G
10	Locke, Noah	25	151	6.0
2	Nembhard, Andrew	25	90	3.6
24	Blackshear, Kerry	25	67	2.7
1	Mann, Tre	23	65	2.8
11	Johnson, Keyontae	25	61	2.4

3-Point FG Made

##	Player	G	Made	Made/G
10	Locke, Noah	25	66	2.6
2	Nembhard, Andrew	25	27	1.1
11	Johnson, Keyontae	25	24	1.0
24	Blackshear, Kerry	25	21	0.8
23	Lewis, Scottie	24	17	0.7

2019-20 Florida Men's Basketball
Category Leaders
All games

Free Throw Percentage

##	Player	Made	Att	Pct
23	Lewis, Scottie	57	69	.826
24	Blackshear, Kerry	133	167	.796
2	Nembhard, Andrew	45	57	.789
11	Johnson, Keyontae	51	65	.785
10	Locke, Noah	17	25	.680
1	Mann, Tre	19	28	.679
0	Glover, Ques	15	27	.556
21	Bassett, Dontay	4	8	.500
34	Sutherland, Christopher	1	2	.500
33	Jitoboh, Jason	7	15	.467
5	Payne, Omar	12	33	.364

Free Throw Attempts

##	Player	G	Att	Att/G
24	Blackshear, Kerry	25	167	6.7
23	Lewis, Scottie	24	69	2.9
11	Johnson, Keyontae	25	65	2.6
2	Nembhard, Andrew	25	57	2.3
5	Payne, Omar	25	33	1.3

Free Throws Made

##	Player	G	Made	Made/G
24	Blackshear, Kerry	25	133	5.3
23	Lewis, Scottie	24	57	2.4
11	Johnson, Keyontae	25	51	2.0
2	Nembhard, Andrew	25	45	1.8
1	Mann, Tre	23	19	0.8

Rebounds

##	Player	G	Reb	Reb/G
24	Blackshear, Kerry	25	192	7.7
11	Johnson, Keyontae	25	171	6.8
5	Payne, Omar	25	102	4.1
23	Lewis, Scottie	24	95	4.0
2	Nembhard, Andrew	25	71	2.8

Assists

##	Player	G	Ast	Ast/G
2	Nembhard, Andrew	25	138	5.5
24	Blackshear, Kerry	25	43	1.7
11	Johnson, Keyontae	25	37	1.5
10	Locke, Noah	25	19	0.8
1	Mann, Tre	23	17	0.7

Rebounds Average

##	Player	G	Reb	Reb/G
24	Blackshear, Kerry	25	192	7.7
11	Johnson, Keyontae	25	171	6.8
5	Payne, Omar	25	102	4.1
23	Lewis, Scottie	24	95	4.0
2	Nembhard, Andrew	25	71	2.8

Steals

##	Player	G	Stl	Stl/G
23	Lewis, Scottie	24	29	1.2
2	Nembhard, Andrew	25	28	1.1
11	Johnson, Keyontae	25	28	1.1
10	Locke, Noah	25	18	0.7
24	Blackshear, Kerry	25	16	0.6

Offensive Rebounds

##	Player	G	OReb	OReb/G
24	Blackshear, Kerry	25	60	2.4
5	Payne, Omar	25	51	2.0
11	Johnson, Keyontae	25	46	1.8
23	Lewis, Scottie	24	24	1.0
21	Bassett, Dontay	13	11	0.8

Blocked Shots

##	Player	G	Blk	Blk/G
23	Lewis, Scottie	24	32	1.3
5	Payne, Omar	25	29	1.2
24	Blackshear, Kerry	25	16	0.6
21	Bassett, Dontay	13	7	0.5
11	Johnson, Keyontae	25	6	0.2

Defensive Rebounds

##	Player	G	DReb	DReb/G
24	Blackshear, Kerry	25	132	5.3
11	Johnson, Keyontae	25	125	5.0
23	Lewis, Scottie	24	71	3.0
2	Nembhard, Andrew	25	68	2.7
10	Locke, Noah	25	62	2.5

Minutes

##	Player	G	Min	Min/G
2	Nembhard, Andrew	25	821	32:50
11	Johnson, Keyontae	25	756	30:15
10	Locke, Noah	25	749	29:57
24	Blackshear, Kerry	25	698	27:56
23	Lewis, Scottie	24	676	28:09

Fouls

##	Player	G	PF	PF/G
24	Blackshear, Kerry	25	77	3.1
11	Johnson, Keyontae	25	71	2.8
5	Payne, Omar	25	61	2.4
23	Lewis, Scottie	24	55	2.3
1	Mann, Tre	23	46	2.0

Turnovers

##	Player	G	TO	TO/G
2	Nembhard, Andrew	25	67	2.7
11	Johnson, Keyontae	25	43	1.7
24	Blackshear, Kerry	25	38	1.5
0	Glover, Ques	25	37	1.5
23	Lewis, Scottie	24	30	1.3

Foul Outs

##	Player	G	FO
24	Blackshear, Kerry	25	3
5	Payne, Omar	25	1

2019-20 Florida Men's Basketball
Team Game-by-Game
All games

as of Feb 16, 2020

				Total		3-Pointers		Free throws		Rebounds										
Opponent	**Date**	**Score**		**FG-FGA**	**PCT**	**3FG-FGA**	**PCT**	**FT-FTA**	**PCT**	**OFF**	**DEF**	**TOT**	**AVG**	**PF**	**A**	**TO**	**BLK**	**STL**	**PTS**	**AVG**
North Florida	11/05/2019	74-59	W	29-69	.420	3-15	.200	13-18	.722	19	26	45	45.0	16	15	10	3	7	74	74.0
Florida St.	11/10/2019	51-63	L	14-50	.280	4-22	.182	19-24	.792	13	26	39	42.0	19	6	16	4	3	51	62.5
Towson	11/14/2019	66-60	W	23-55	.418	7-22	.318	13-20	.650	9	21	30	38.0	13	13	8	1	3	66	63.7
at UConn	11/17/2019	59-62	L	22-55	.400	5-20	.250	10-13	.769	8	29	37	37.8	21	9	13	3	4	59	62.5
vs Saint Joseph's	11/21/2019	70-62	W	24-55	.436	7-22	.318	15-23	.652	10	32	42	38.6	21	9	12	10	4	70	64.0
vs Miami (FL)	11/22/2019	78-58	W	30-56	.536	10-19	.526	8-13	.615	9	28	37	38.3	14	18	12	5	8	78	66.3
vs Xavier	11/24/2019	70-65	W	26-48	.542	7-18	.389	11-15	.733	5	22	27	36.7	14	8	16	3	9	70	66.9
Marshall	11/29/2019	73-67	W	26-58	.448	4-18	.222	17-24	.708	12	31	43	37.5	12	4	14	5	7	73	67.6
at Butler	12/07/2019	62-76	L	21-48	.438	6-26	.231	14-21	.667	4	21	25	36.1	18	12	10	1	5	62	67.0
vs Providence	12/17/2019	83-51	W	29-57	.509	8-18	.444	17-24	.708	10	26	36	36.1	25	15	10	3	9	83	68.6
vs Utah St.	12/21/2019	62-65	L	20-62	.323	4-17	.235	18-22	.818	18	23	41	36.5	17	8	13	3	8	62	68.0
Long Beach St.	12/28/2019	102-63	W	37-70	.529	12-30	.400	16-29	.552	16	33	49	37.6	20	19	10	2	10	102	70.8
Alabama	01/04/2020	104-98	Wot2	33-76	.434	8-23	.348	30-36	.833	13	39	52	38.7	19	11	13	6	7	104	73.4
at South Carolina	01/07/2020	81-68	W	28-60	.467	6-16	.375	19-25	.760	12	30	42	38.9	19	13	11	3	7	81	73.9
at Missouri	01/11/2020	75-91	L	20-52	.385	10-23	.435	25-32	.781	15	17	32	38.5	18	13	14	7	4	75	74.0
Ole Miss	01/14/2020	71-55	W	27-50	.540	3-13	.231	14-23	.609	10	21	31	38.0	18	12	12	5	9	71	73.8
Auburn	01/18/2020	69-47	W	27-54	.500	8-17	.471	7-9	.778	10	34	44	38.4	18	12	15	4	3	69	73.5
at LSU	01/21/2020	82-84	L	31-61	.508	11-30	.367	9-11	.818	8	20	28	37.8	21	13	12	3	5	82	74.0
Baylor	01/25/2020	61-72	L	23-52	.442	4-17	.235	11-16	.688	8	18	26	37.2	17	11	7	6	5	61	73.3
Mississippi St.	01/28/2020	71-78	L	26-58	.448	8-21	.381	11-14	.786	10	16	26	36.6	14	12	11	4	7	71	73.2
at Vanderbilt	02/01/2020	61-55	W	22-54	.407	9-23	.391	8-13	.615	5	23	28	36.2	17	13	7	3	5	61	72.6
Georgia	02/05/2020	81-75	W	29-61	.475	9-23	.391	14-18	.778	10	26	36	36.2	15	8	11	1	5	81	73.0
at Ole Miss	02/08/2020	51-68	L	18-54	.333	5-23	.217	10-11	.909	8	25	33	36.0	10	9	15	4	5	51	72.0
at Texas A&M	02/12/2020	78-61	W	27-52	.519	12-27	.444	12-14	.857	14	22	36	36.0	18	15	14	2	3	78	72.3
Vanderbilt	02/15/2020	84-66	W	27-52	.519	10-20	.500	20-30	.667	8	25	33	35.9	23	16	15	8	7	84	72.8
Total		**1819**		**639-1419**	**.450**	**180-523**	**.344**	**361-498**	**.725**	**264**	**634**	**898**	**35.9**	**437**	**294**	**301**	**99**	**149**	**1819**	**72.8**
Opponents		1669		571-1381	.413	164-509	.322	363-495	.733	237	577	814	32.6	462	281	333	62	143	1669	66.8

Florida Averages

Games Played	Points/ game	FG Pct	3FG Pct	FT Pct	Rebounds/ game	Assists/ game	Turnovers/ game	Assist/Turnover ratio	Steals/ game	Blocks/ game
25	72.8	45.0	34.4	72.5	35.9	11.8	12.0	1.0	6.0	4.0

2019-20 Florida Men's Basketball
Opponents Game-by-Game
All games

as of Feb 16, 2020

				Total		3-Pointers		Free throws		Rebounds										
Opponent	**Date**	**Score**		**FG-FGA**	**PCT**	**3FG-FGA**	**PCT**	**FT-FTA**	**PCT**	**OFF**	**DEF**	**TOT**	**AVG**	**PF**	**A**	**TO**	**BLK**	**STL**	**PTS**	**AVG**
North Florida	11/05/2019	74-59	W	21-57	.368	11-34	.324	6-10	.600	13	23	36	36.0	18	13	19	0	3	59	59.0
Florida St.	11/10/2019	51-63	L	20-55	.364	5-17	.294	18-23	.783	11	26	37	36.5	17	11	9	5	8	63	61.0
Towson	11/14/2019	66-60	W	21-48	.438	6-19	.316	12-16	.750	5	27	32	35.0	20	10	13	3	5	60	60.7
at UConn	11/17/2019	59-62	L	21-59	.356	4-22	.182	16-22	.727	12	26	38	35.8	14	11	9	4	7	62	61.0
vs Saint Joseph's	11/21/2019	70-62	W	23-66	.348	3-23	.130	13-19	.684	14	26	40	36.6	20	9	11	5	3	62	61.2
vs Miami (FL)	11/22/2019	78-58	W	23-55	.418	7-19	.368	5-11	.455	7	21	28	35.2	13	10	14	4	6	58	60.7
vs Xavier	11/24/2019	70-65	W	24-54	.444	5-16	.313	12-15	.800	10	17	27	34.0	18	13	18	2	6	65	61.3
Marshall	11/29/2019	73-67	W	25-62	.403	7-25	.280	10-16	.625	7	24	31	33.6	20	12	11	5	10	67	62.0
at Butler	12/07/2019	62-76	L	25-48	.521	9-20	.450	17-22	.773	2	26	28	33.0	18	19	10	2	3	76	63.6
vs Providence	12/17/2019	83-51	W	15-58	.259	1-18	.056	20-34	.588	20	18	38	33.5	21	8	15	1	5	51	62.3
vs Utah St.	12/21/2019	62-65	L	24-53	.453	9-25	.360	8-11	.727	8	25	33	33.5	17	19	16	3	5	65	62.5
Long Beach St.	12/28/2019	102-63	W	22-59	.373	6-17	.353	13-19	.684	7	24	31	33.3	23	6	17	0	4	63	62.6
Alabama	01/04/2020	104-98	Wot2	31-76	.408	13-34	.382	23-34	.676	13	33	46	34.2	29	11	12	2	7	98	65.3
at South Carolina	01/07/2020	81-68	W	23-60	.383	4-15	.267	18-24	.750	9	21	30	33.9	21	11	14	3	5	68	65.5
at Missouri	01/11/2020	75-91	L	32-52	.615	12-19	.632	15-20	.750	7	21	28	33.5	26	18	11	2	11	91	67.2
Ole Miss	01/14/2020	71-55	W	18-45	.400	3-16	.188	16-20	.800	9	17	26	33.1	20	3	18	2	7	55	66.4
Auburn	01/18/2020	69-47	W	14-55	.255	4-23	.174	15-21	.714	11	18	29	32.8	13	7	8	4	4	47	65.3
at LSU	01/21/2020	82-84	L	29-61	.475	2-14	.143	24-31	.774	15	23	38	33.1	16	17	11	1	7	84	66.3
Baylor	01/25/2020	61-72	L	24-55	.436	9-19	.474	15-16	.938	13	24	37	33.3	19	13	13	3	3	72	66.6
Mississippi St.	01/28/2020	71-78	L	28-52	.538	7-12	.583	15-17	.882	9	23	32	33.3	14	13	15	3	3	78	67.2
at Vanderbilt	02/01/2020	61-55	W	17-45	.378	6-22	.273	15-20	.750	8	29	37	33.4	16	6	17	1	4	55	66.6
Georgia	02/05/2020	81-75	W	26-55	.473	10-24	.417	13-18	.722	6	24	30	33.3	16	7	12	3	8	75	67.0
at Ole Miss	02/08/2020	51-68	L	26-55	.473	7-16	.438	9-10	.900	4	28	32	33.2	13	16	10	2	8	68	67.0
at Texas A&M	02/12/2020	78-61	W	20-47	.426	6-23	.261	15-23	.652	9	11	20	32.7	17	7	11	1	5	61	66.8
Vanderbilt	02/15/2020	84-66	W	19-49	.388	8-17	.471	20-23	.870	8	22	30	32.6	23	11	19	1	6	66	66.8
Total		**1669**		**571-1381**	**.413**	**164-509**	**.322**	**363-495**	**.733**	**237**	**577**	**814**	**32.6**	**462**	**281**	**333**	**62**	**143**	**1669**	**66.8**
Florida		1819		639-1419	.450	180-523	.344	361-498	.725	264	634	898	35.9	437	294	301	99	149	1819	72.8

Opponents Averages

Games Played	Points/ game	FG Pct	3FG Pct	FT Pct	Rebounds/ game	Assists/ game	Turnovers/ game	Assist/Turnover ratio	Steals/ game	Blocks/ game
25	66.8	41.3	32.2	73.3	32.6	11.2	13.3	0.8	5.7	2.5

2019-20 Florida Men's Basketball
Points-rebounds-assists
All games

as of Feb 16, 2020

Opponent	Date	Score		0 GLOVER,QUE	1 MANN,TRE	2 NEMBHARD,A	5 PAYNE,OMAR	10 LOCKE,NOAH	11 JOHNSON,KE	12 GAK,GORJOK	21 BASSETT,DO	23 LEWIS,SCOT	24 BLACKSHEAR	33 JITOBOH,JA
UNF	11/05/2019	74-59	W	0-1-1	11-4-0	2-0-4	6-5-1	14-2-0	7-7-2	DNP	2-6-2	9-5-2	20-10-3	3-3-0
FSU	11/10/2019	51-63	L	0-0-0	5-2-0	6-5-3	5-4-0	2-3-1	19-4-0	DNP	DNP	4-1-0	10-13-2	0-0-0
Towson	11/14/2019	66-60	W	0-0-0	6-1-1	11-2-9	8-3-0	3-0-0	8-4-2	DNP	DNP	15-3-0	13-13-1	2-1-0
at UConn	11/17/2019	59-62	L	2-0-1	2-3-0	14-5-7	2-3-0	6-4-0	8-7-1	0-2-0	DNP	8-2-0	15-8-0	2-0-0
vs SJU	11/21/2019	70-62	W	6-0-0	DNP	16-6-2	4-9-1	13-4-2	22-12-1	DNP	0-2-0	8-4-0	1-2-3	DNP
vs Miami	11/22/2019	78-58	W	11-1-2	DNP	8-3-9	6-5-0	6-2-0	12-7-2	DNP	0-0-0	13-8-0	20-11-5	2-0-0
vs XU	11/24/2019	70-65	W	9-2-0	0-0-0	15-2-4	0-0-1	13-2-0	15-5-0	DNP	DNP	4-4-1	14-10-2	0-0-0
Marsh	11/29/2019	73-67	W	14-2-0	5-0-0	8-4-4	0-3-0	10-5-0	13-5-0	DNP	6-7-0	7-7-0	10-4-0	DNP
at Butler	12/07/2019	62-76	L	0-1-0	9-4-2	11-2-5	2-0-0	11-5-2	9-3-1	DNP	0-0-0	3-2-0	17-5-2	DNP
vs PROV	12/17/2019	83-51	W	10-2-1	13-4-2	9-1-7	6-3-0	11-1-1	19-10-2	DNP	1-5-0	7-5-2	7-3-0	0-1-0
vs USU	12/21/2019	62-65	L	2-1-0	2-0-0	8-5-4	2-4-0	9-2-0	6-7-2	DNP	0-0-0	11-5-0	22-14-2	DNP
LBSU	12/28/2019	102-63	W	11-4-1	10-3-2	5-1-13	11-9-0	16-10-1	21-6-1	0-1-0	2-2-0	DNP	21-8-1	5-1-0
Bama	01/04/2020	104-98	Wot2	6-1-0	2-1-0	25-0-4	4-4-0	18-3-1	10-12-4	DNP	0-1-0	15-10-1	24-16-1	DNP
at USC	01/07/2020	81-68	W	2-0-0	0-0-0	21-3-10	3-9-0	6-2-2	19-8-0	DNP	4-2-0	15-9-1	11-5-0	0-1-0
at Mizzou	01/11/2020	75-91	L	6-3-2	7-2-1	8-3-4	2-3-0	12-3-2	5-5-1	DNP	DNP	11-4-1	22-4-2	2-1-0
OM	01/14/2020	71-55	W	8-1-1	4-1-1	10-3-6	8-2-1	9-2-0	15-6-3	DNP	1-0-0	3-2-0	13-9-0	DNP
AUB	01/18/2020	69-47	W	5-2-2	5-2-1	6-5-5	19-11-1	14-2-0	5-4-1	DNP	0-0-0	4-0-0	11-16-2	DNP
at LSU	01/21/2020	82-84	L	4-1-0	0-0-0	15-1-10	7-4-0	16-2-0	16-9-0	DNP	DNP	9-6-1	15-5-2	DNP
Baylor	01/25/2020	61-72	L	5-1-0	6-2-0	16-4-8	2-4-0	3-1-0	20-5-0	DNP	DNP	0-0-0	9-4-3	DNP
MSU	01/28/2020	71-78	L	8-0-2	6-3-0	10-1-3	2-1-0	5-3-3	10-5-1	DNP	DNP	17-1-1	13-7-2	DNP
at Vandy	02/01/2020	61-55	W	4-2-0	3-2-3	9-3-4	0-2-0	17-1-3	20-7-1	DNP	DNP	2-1-1	6-7-1	0-2-0
UGa	02/05/2020	81-75	W	3-1-1	11-2-2	25-4-3	2-3-0	7-0-0	15-7-2	DNP	DNP	4-9-0	12-6-0	2-0-0
at OM	02/08/2020	51-68	L	0-0-0	0-2-1	5-5-3	2-1-0	8-2-0	16-10-1	DNP	DNP	7-2-1	11-6-3	2-2-0
at TA&M	02/12/2020	78-61	W	0-0-0	3-5-1	24-2-5	0-4-0	21-1-1	10-10-6	DNP	DNP	9-3-1	8-3-1	3-4-0
Vandy	02/15/2020	84-66	W	8-3-3	7-2-0	5-1-2	5-6-2	19-4-0	11-6-3	DNP	0-1-0	9-2-1	15-3-5	4-1-0

2019-20 Florida Men's Basketball
Florida Team Game-by-Game Comparison (as of Feb 17, 2020)
All games

Opponent	1st	2nd	Score	Mar	Total FG	FG Pct	3-Pointers	3FG Pct	Free Throws	FT Pct	Rebounds		Assist	T/Over	Block	Steal	Fouls
NORTH FLORIDA	39/22	35/37	74-59	+15	29-69/21-57	.420/.368	3-15/11-34	.200/.324	13-18/6-10	.722/.600	45/36	+9	15/13	10/19	3/0	7/3	16/18
FLORIDA ST.	21/25	30/38	51-63	(12)	14-50/20-55	.280/.364	4-22/5-17	.182/.294	19-24/18-23	.792/.783	39/37	+2	6/11	16/9	4/5	3/8	19/17
TOWSON	30/30	36/30	66-60	+6	23-55/21-48	.418/.438	7-22/6-19	.318/.316	13-20/12-16	.650/.750	30/32	(2)	13/10	8/13	1/3	3/5	13/20
UConn	20/25	39/37	59-62	(3)	22-55/21-59	.400/.356	5-20/4-22	.250/.182	10-13/16-22	.769/.727	37/38	(1)	9/11	13/9	3/4	4/7	21/14
Saint Joseph's	41/25	29/37	70-62	+8	24-55/23-66	.436/.348	7-22/3-23	.318/.130	15-23/13-19	.652/.684	42/40	+2	9/9	12/11	10/5	4/3	21/20
Miami	38/33	40/25	78-58	+20	30-56/23-55	.536/.418	10-19/7-19	.526/.368	8-13/5-11	.615/.455	37/28	+9	18/10	12/14	5/4	8/6	14/13
Xavier	39/29	31/36	70-65	+5	26-48/24-54	.542/.444	7-18/5-16	.389/.313	11-15/12-15	.733/.800	27/27	-	8/13	16/18	3/2	9/6	14/18
MARSHALL	25/33	48/34	73-67	+6	26-58/25-62	.448/.403	4-18/7-25	.222/.280	17-24/10-16	.708/.625	43/31	+12	4/12	14/11	5/5	7/10	12/20
Butler	26/35	36/41	62-76	(14)	21-48/25-48	.438/.521	6-26/9-20	.231/.450	14-21/17-22	.667/.773	25/28	(3)	12/19	10/10	1/2	5/3	18/18
Providence	37/22	46/29	83-51	+32	29-57/15-58	.509/.259	8-18/1-18	.444/.056	17-24/20-34	.708/.588	36/38	(2)	15/8	10/15	3/1	9/5	25/21
Utah St.	27/27	35/38	62-65	(3)	20-62/24-53	.323/.453	4-17/9-25	.235/.360	18-22/8-11	.818/.727	41/33	+8	8/19	13/16	3/3	8/5	17/17
LBSU	59/31	43/32	102-63	+39	37-70/22-59	.529/.373	12-30/6-17	.400/.353	16-29/13-19	.552/.684	49/31	+18	19/6	10/17	2/0	10/4	20/23
ALABAMA	32/46	51/37	104-98	+6	33-76/31-76	.434/.408	8-23/13-34	.348/.382	30-36/23-34	.833/.676	52/46	+6	11/11	13/12	6/2	7/7	19/29
South Carolina	40/37	41/31	81-68	+13	28-60/23-60	.467/.383	6-16/4-15	.375/.267	19-25/18-24	.760/.750	42/30	+12	13/11	11/14	3/3	7/5	19/21
Mizzou	36/51	39/40	75-91	(16)	20-52/32-52	.385/.615	10-23/12-19	.435/.632	25-32/15-20	.781/.750	32/28	+4	13/18	14/11	7/2	4/11	18/26
OLE MISS	40/28	31/27	71-55	+16	27-50/18-45	.540/.400	3-13/3-16	.231/.188	14-23/16-20	.609/.800	31/26	+5	12/3	12/18	5/2	9/7	18/20
AUBURN	28/23	41/24	69-47	+22	27-54/14-55	.500/.255	8-17/4-23	.471/.174	7-9/15-21	.778/.714	44/29	+15	12/7	15/8	4/4	3/4	18/13
LSU	36/34	46/50	82-84	(2)	31-61/29-61	.508/.475	11-30/2-14	.367/.143	9-11/24-31	.818/.774	28/38	(10)	13/17	12/11	3/1	5/7	21/16
BAYLOR	29/40	32/32	61-72	(11)	23-52/24-55	.442/.436	4-17/9-19	.235/.474	11-16/15-16	.688/.938	26/37	(11)	11/13	7/13	6/3	5/3	17/19
MISSISSIPPI ST.	45/35	26/43	71-78	(7)	26-58/28-52	.448/.538	8-21/7-12	.381/.583	11-14/15-17	.786/.882	26/32	(6)	12/13	11/15	4/3	7/3	14/14
Vanderbilt	26/21	35/34	61-55	+6	22-54/17-45	.407/.378	9-23/6-22	.391/.273	8-13/15-20	.615/.750	28/37	(9)	13/6	7/17	3/1	5/4	17/16
GEORGIA	26/41	55/34	81-75	+6	29-61/26-55	.475/.473	9-23/10-24	.391/.417	14-18/13-18	.778/.722	36/30	+6	8/7	11/12	1/3	5/8	15/16
Ole Miss	27/33	24/35	51-68	(17)	18-54/26-55	.333/.473	5-23/7-16	.217/.438	10-11/9-10	.909/.900	33/32	+1	9/16	15/10	4/2	5/8	10/13
Texas A&M	37/34	41/27	78-61	+17	27-52/20-47	.519/.426	12-27/6-23	.444/.261	12-14/15-23	.857/.652	36/20	+16	15/7	14/11	2/1	3/5	18/17
VANDERBILT	48/19	36/47	84-66	+18	27-52/19-49	.519/.388	10-20/8-17	.500/.471	20-30/20-23	.667/.870	33/30	+3	16/11	15/17	8/1	7/6	23/23

Note: Game totals are displayed in the format TEAM/OPPONENT for each category