

• HOW TO FOLLOW •



SEC NETWORK

Richard Cross (PxP)
Barry Booker (Analyst)



RAZORBACK SPORTS NETWORK

Chuck Barrett (PxP)
Matt Zimmerman (Analyst)



SATELLITE RADIO

Sirius: -- • XM: 386
Online Channel: 976



LIVE STATS / WATCH SEC NETWORK ONLINE

www.Arkansas.StatBroadcast.com

http://www.espn.com/watch?id=71d6dd1e-ca53-4084-8994-0bdab951bb26

2019-20 RAZORBACK SCHEDULE/RESULTS

OVERALL: 16-6 H: 11-3 • R: 4-3 • N: 1-0

SEC: 4-5

Home: 2-3 • Road: 2-2

(All Times Central)

| | | | |
|------------|------------------------|--------------------------------|-----------|
| Nov. 5 | RICE | FAYETTEVILLE | W 91 43 |
| Tuesday | OWLS | BUD WALTON ARENA | |
| Nov. 12 | NORTH TEXAS | FAYETTEVILLE | W 66 43 |
| Tuesday | MEAN GREEN | BUD WALTON ARENA | |
| Nov. 16 | MONTANA + | FAYETTEVILLE | W 64 46 |
| Saturday | GRIZZLIES | BUD WALTON ARENA | |
| Nov. 19 | TEXAS SOUTHERN + | FAYETTEVILLE | W 82 51 |
| Tuesday | TIGERS | BUD WALTON ARENA | |
| Nov. 22 | SOUTH DAKOTA + | FAYETTEVILLE | W 77 56 |
| Friday | COYOTES | BUD WALTON ARENA | |
| Nov. 25 | AT GEORGIA TECH | ATLANTA, GA. | WOT 62 61 |
| Monday | YELLOW JACKETS | MCCANISH PAVILION | |
| Nov. 30 | NORTHERN KENTUCKY + | FAYETTEVILLE | W 66 60 |
| Saturday | NORSE | BUD WALTON ARENA | |
| Dec. 3 | AUSTIN PEAY | FAYETTEVILLE | W 69 61 |
| Tuesday | GOVERNORS | BUD WALTON ARENA | |
| Dec. 7 | AT WESTERN KENTUCKY | BOWLING GREEN, KY. | OTL 79 86 |
| Saturday | HILLTOPPERS | E.A. DIDDLE ARENA | |
| Dec. 14 | TULSA | FAYETTEVILLE | W 98 79 |
| Saturday | GOLDEN HURRICANE | BUD WALTON ARENA | |
| Dec. 21 | VS VALPARAISO | NORTH LITTLE ROCK | W 72 68 |
| Saturday | CRUSADERS | SIMMONS BANK ARENA | |
| Dec. 29 | AT INDIANA | BLOOMINGTON, IND. | W 71 64 |
| Sunday | HOOSIERS | BTN SIMON SKAATZ ASSEMBLY HALL | |
| Jan. 4 | TEXAS A&M * | FAYETTEVILLE | W 69 59 |
| Saturday | AGGIES | BUD WALTON ARENA | |
| Jan. 8 | AT LSU * | BATON ROUGE, LA. | L 77 79 |
| Wednesday | TIGERS | MAVARETH ASSEMBLY CENTER | |
| Jan. 11 | AT OLE MISS * | OXFORD, MISS. | W 76 72 |
| Saturday | REBELS | THE PAVILION | |
| Jan. 15 | VANDERBILT * | FAYETTEVILLE | W 75 55 |
| Wednesday | COMMODORES | BUD WALTON ARENA | |
| Jan. 18 | #10/12 KENTUCKY * | FAYETTEVILLE | L 66 73 |
| Saturday | WILDCATS | BUD WALTON ARENA | |
| Jan. 22 | AT MISSISSIPPI STATE * | STARKVILLE, MISS. | L 70 77 |
| Wednesday | BULLDOGS | HUMPHREY COLISEUM | |
| Jan. 25 | TCU % | FAYETTEVILLE | W 78 67 |
| Saturday | HORNED FROGS | BUD WALTON ARENA | |
| Jan. 29 | SOUTH CAROLINA * | FAYETTEVILLE | L 77 79 |
| Wednesday | GAMECOCKS | BUD WALTON ARENA | |
| Feb. 1 | AT ALABAMA * | TUSCALOOSA, ALA. | W 82 78 |
| Saturday | CRIMSON TIDE | COLEMAN COLISEUM | |
| Feb. 4 | #10/11 AUBURN * | FAYETTEVILLE | OTL 76 79 |
| Tuesday | TIGERS | BUD WALTON ARENA | |
| Feb. 8 | AT MISSOURI * | COLUMBIA, MO. | 2:30 PM |
| Saturday | TIGERS | MIZZOU ARENA | |
| Feb. 11 | AT TENNESSEE * | KNOXVILLE, TENN. | 6:00 PM |
| Tuesday | VOLUNTEERS | THOMPSON-BOLING ARENA | |
| Feb. 15 | MISSISSIPPI STATE * | FAYETTEVILLE | Noon |
| Saturday | BULLDOGS | BUD WALTON ARENA | |
| Feb. 18 | AT FLORIDA * | GAINESVILLE, FLA. | 6:00 PM |
| Tuesday | GATORS | STEPHEN C. O'CONNELL CENTER | |
| Feb. 22 | MISSOURI * | FAYETTEVILLE | Noon |
| Saturday | TIGERS | BUD WALTON ARENA | |
| Feb. 26 | TENNESSEE * | FAYETTEVILLE | 7:30 PM |
| Wednesday | VOLUNTEERS | BUD WALTON ARENA | |
| Feb. 29 | AT GEORGIA * | ATHENS, GA. | 5:00 PM |
| Saturday | BULLDOGS | STEGEMAN COLISEUM | |
| Mar. 4 | LSU * | FAYETTEVILLE | 6:00 PM |
| Wednesday | TIGERS | BUD WALTON ARENA | |
| Mar. 7 | AT TEXAS A&M * | COLLEGE STATION, TEXAS | 3:30 PM |
| Saturday | AGGIES | REED ARENA | |
| Mar. 11-15 | AT SEC TOURNAMENT | NASHVILLE, TENN. | |
| Wed - Sun | | BRIDGESTONE ARENA | |

BOLD - Home Game

+ - Collegiate Hoops Roadshow - Razorback Regional

^ - SEC Tournament

* - SEC Game

% - Big 12/SEC Challenge

Arkansas SID: Mike Cawood • tmcawood@uark.edu • 479-236-2090

www.ArkansasRazorbacks.com

www.CoachMuss.com




@RazorbackMBB



@RazorbackMBB



/RazorbackMBB



GAME 23

ARKANSAS RAZORBACKS

FEBRUARY 8, 2020 • SATURDAY • 2:30 PM

COLUMBIA, MO. • MIZZOU ARENA (15,061)

ARKANSAS RAZORBACKS

Overall: 16-6 4-5 SEC

Head Coach: Eric Musselman (San Diego '87)

At Arkansas: 15-6 (1st Yr) • Collegiate HC Record: 125-40 (5th Yr)



MISSOURI TIGERS

Overall: 10-12 2-7 SEC

Head Coach: Cuonzo Martin (Purdue '00)

At UM: 45-42 (3rd Yr) • Overall: 231-163 (12th Yr)



Versus Missouri

- This will be the 52nd meeting between Arkansas and Missouri. The Razorbacks own a 27-24 advantage in the series, including an 8-6 cushion in games since Missouri joined the SEC in 2012-13.
- Arkansas has won seven of the last 10 in the series, although the teams each won three of the last six on their home court.

LAST YEAR AT ARKANSAS:

- Isaiah Joe made seven 3-pointers and scored a game-high 23 points while Daniel Gafford recorded his eighth double-double of the season to lead Arkansas to a 72-60 win over Missouri.
- The Razorbacks, down 17-4 to start the game, trailed at halftime but took an early lead in the second half off a Mason Jones 3-pointer. The Razorbacks would not surrender that lead over the final 17:41 of the game. However, the game remained tight until a 10-0 run by the Hogs inside the final five minutes to put the game away.
- Gafford finished with 13 points and 10 rebounds while Jalen Harris added 10 points and six assists with zero turnovers. Chaney finished with six points, six rebounds and four assists.

LAST YEAR AT MISSOURI:

- Missouri locked down Arkansas on the final defensive possession and squeaked by the Razorbacks 79-78.
- The Tigers were up three points with 11 seconds remaining when Arkansas' Daniel Gafford threw down an alley-oop dunk from Jalen Harris. On the ensuing inbound play, Missouri's Xavier Pinson committed a push-off foul to give Arkansas the ball back and a chance to win with 10 ticks remaining.
- Missouri's Jeremiah Tilmon did not allow Harris to get a quality shot off as time expired.
- Tilmon led Missouri with 21 points. Senior Jordan Geist contributed 18. Arkansas was led by Gafford (26 pts), Isaiah Joe (17 pts) and Mason Jones (12 pts).

Jones Making Case for SEC Player of the Year

- Mason Jones is making a strong case for SEC Player of the Year.
- Mason Jones is **THE ONLY PLAYER IN THE SEC** to lead his team in scoring, rebounding, assists and steals.
- Mason Jones is **THE ONLY PLAYER IN THE SEC** to rank among the top 20 in scoring (1st, 20.7 ppg) and rebounding (17th, 6.2 rpg) that also ranks among the SEC top 11 in steals (5th, 1.8) and assists (10th, 3.5).
- Mason Jones is **THE ONLY PLAYER IN SEC GAMES** to rank among the top 20 in scoring (3rd, 22.0 ppg) and rebounding (17th, 6.3 rpg) that also ranks among the top 10 in steals (4th, 1.9) and assists (5th, 4.4).
- Mason Jones is **ONE OF TWO PLAYERS IN THE NCAA** to average at least 15.0 ppg - 6.0 rpg - 3.0 assist/gm - 1.5 steal/gm:
 - Mason Jones (Arkansas) 20.7 ppg - 6.2 rpg - 3.5 apg - 1.8 spg
 - Desmond Bane (TCU) 16.3 ppg - 6.1 rpg - 3.4 apg - 1.6 spg
- Mason Jones is **ONE OF THREE SEC PLAYERS IN THE LAST 30 YEARS** to have multiple 40-point games. Jodie Meeks (UK • 3), Mason Jones (ARK • 2) and Shaquille O'Neal (LSU • 2)
- Mason Jones not only leads the SEC and ranks 15th in the NCAA in scoring, **AMONG PLAYERS FROM THE NCAA TOP-6 RPI CONFERENCES**, Jones ranks 4th in scoring.
- Arkansas has never had a player lead the SEC in scoring at season's end.

VERSUS MISSOURI:

| | |
|---------------------|-----------------------|
| Arkansas Leads..... | 27-24 |
| Home..... | ARK Leads..... 16-9 |
| Away..... | ARK Trails..... 10-15 |
| Neutral..... | ARK Leads..... 1-0 |
| SEC ONLY..... | ARK Leads..... 8-6 |

| | | | |
|----------|-------|------------|---------------------|
| 12/18/50 | L | 54-32 | A |
| 12/20/51 | W | 49-43 | H |
| 12/16/52 | W | 65-64 | A |
| 12/19/53 | W | 64-63 | H |
| 12/15/54 | -/6 | L | 77-58 |
| 01/02/56 | L | 51-50 | H |
| 12/15/56 | L | 72-52 | A |
| 12/20/57 | W | 55-45 | H |
| 12/03/58 | L | 74-71 (OT) | A |
| 12/04/59 | L | 75-71 | H |
| 12/03/60 | W | 84-75 | A |
| 12/04/61 | W | 72-68 | H |
| 12/08/62 | W | 70-61 | A |
| 12/02/63 | L | 76-74 | H |
| 12/05/64 | L | 81-71 | A |
| 12/04/65 | W | 75-62 | H |
| 12/03/66 | L | 73-66 | A |
| 02/02/67 | L | 74-52 | H |
| 11/30/68 | L | 60-59 | H |
| 12/01/69 | L | 58-51 | A |
| 12/01/70 | L | 80-78 (OT) | H |
| 12/04/71 | L | 74-73 | A |
| 11/28/80 | 20/11 | W | 81-73 N (Anchorage) |
| 12/28/88 | -/11 | L | 83-78 |
| 12/13/89 | 7/4 | L | 89-88 |
| 12/08/90 | 3/- | W | 95-82 |
| 12/07/91 | 11/- | L | 87-76 |
| 12/19/92 | 12/- | W | 73-68 |
| 12/02/93 | 2/- | W | 120-68 |
| 12/03/94 | 4/- | W | 94-71 |
| 12/05/95 | -/11 | W | 104-93 |
| 12/07/96 | 22/- | W | 80-76 |
| 12/06/97 | 18/- | W | 75-46 |
| 12/07/04 | W | 62-52 | A |
| 12/02/05 | W | 66-63 | H |
| 11/30/06 | L | 86-64 | A |
| 11/28/07 | W | 94-91 | H |
| 02/16/13 | W | 73-71 | H |
| 03/05/13 | L | 93-63 | A |
| 01/28/14 | L | 75-71 | H |
| 02/13/14 | L | 86-85 | A |
| 01/24/15 | W | 61-60 | A |
| 02/18/15 | 18/- | W | 84-69 |
| 01/12/16 | W | 94-61 | A |
| 02/20/16 | W | 84-72 | H |
| 01/14/17 | W | 92-73 | H |
| 02/04/17 | L | 83-78 | A |
| 01/13/18 | W | 65-63 | H |
| 03/03/18 | L | 77-67 | A |
| 01/23/19 | W | 72-60 | H |
| 02/12/19 | L | 79-78 | A |

Isaiah Joe is **1 of 10 FINALISTS** named to the 2020 Jerry West Shooting Guard of the Year Award watch list.

FANS CAN VOTE AT:

www.hoophallawards.com





ERIC MUSSELMAN

ARKANSAS HEAD COACH

126-40 • 5th year as head collegiate coach
503-291 • 14 seasons as professional head coach

COLLEGIATE HEAD COACHING RECORD

| Year | Record | Conference | Postseason |
|---------------|---------------|-------------------|----------------|
| 2015-16 | 24-14 | 10-8 MW (T4th) | CBI Champion |
| 2016-17 | 28-7 | 14-4 MW (1st) ^ * | NCAA 1st Round |
| 2017-18 | 29-8 | 15-3 MW (1st) ^ | NCAA Sweet 16 |
| 2018-19 | 29-5 | 15-3 MW (1st) ^ | NCAA 1st Round |
| 2019-20 | 16-6 | 4-5 SEC | |
| Totals | 126-40 | 58-23 | |

^ - Regular season champion / * - Tournament champion

Eric Musselman was named Arkansas' 13th head men's basketball coach on April 7, 2019. He has over 30 years of coaching experience, including four as a head coach at Nevada and 14 as a professional head coach.

In his four years as Nevada head coach, Musselman won at least 24 games each season (24, 28, 29 and 29) to post a 110-34 record and .764 winning percentage - sixth-best among active Division I coaches. Prior to entering the collegiate head coaching ranks, Musselman was a head coach for seven professional teams, including two seasons with the Golden State Warriors (2002-04) and one with the Sacramento Kings (2006-07). He has won over 550 games as a professional head coach with a combined winning percentage of .626 (553-330).

Musselman is married to Danyelle Sargent Musselman who has worked at ESPN, Fox Sports and the NFL Network as a broadcaster. Musselman has two sons Michael and Matthew and the couple has a daughter Mariah.

Musselman's father Bill was also an NBA head coach and they were the first father-son combination to become head coaches in the NBA.

2019-20 RAZORBACKS

| No. | Name | Pos. | Yr. | Ht. | Wt. | Hometown | High School/Previous School |
|-----|--------------------------|------|--------|-----|-----|---------------------|---|
| 0 | Jeantal Cylla | F | Gr.Sr. | 6-7 | 215 | Lake Worth, Fla. | Lake Worth Christian / UNC Wilmington |
| 1 | Isaiah Joe | G | So. | 6-5 | 180 | Fort Smith, Ark. | Fort Smith Northside HS |
| 2 | Adrio Bailey | F | Sr. | 6-6 | 222 | Clarence, La. | Lakeview HS |
| 3 | Desi Sills | G | So. | 6-1 | 196 | Jonesboro, Ark. | Jonesboro HS |
| 5 | Jalen Harris | G | Jr. | 6-2 | 172 | Wilson, N.C. | Word of God Christian Acad. / New Mexico |
| 12 | Ty Stevens | G | Jr. | 6-2 | 187 | Republic, Mo. | Republic HS |
| 13 | Emeka Obukwelu | F | R-Jr. | 6-8 | 230 | Plano, Texas | West Plano HS (UT Tyler) |
| 14 | Jamario Bell | F | Gr.Sr. | 6-5 | 250 | Junction City, Ark. | Junction City HS |
| 15 | Mason Jones | G | Jr. | 6-5 | 207 | Desoto, Texas | Triple A Academy / Connors State College |
| 24 | Ethan Henderson | F | So. | 6-8 | 210 | Little Rock, Ark. | Parkview Magnet HS |
| 33 | Jimmy Whitt Jr. | G | Gr.Sr. | 6-3 | 175 | Columbia, Mo. | Hickman HS / SMU |
| 35 | Reggie Chaney | F | So. | 6-8 | 222 | Tulsa, Okla. | Findlay Prep (Henderson, Nev.) |
| 11 | JD Notae | G | Jr. | 6-2 | 185 | Covington, Ga. | Newton HS / Jacksonville |
| 22 | Abayomi (Bay-Bey) Iyiola | F | Jr. | 6-9 | 210 | Atlanta, Ga. | Greenforest-McCaleb Christian Acad. / Stetson |
| 23 | Connor Vanover | F | So. | 7-3 | 225 | Little Rock, Ark. | Findlay Prep (Nev.) / California |

| | | | |
|--|-------------------------------------|--------------------------------|------------------------|
| Head Coach | Eric Musselman | San Diego, 1987 | 1st Season at Arkansas |
| Associate Head Coach | Chris Crutchfield | Nebraska-Omaha, 1992 | 1st Season at Arkansas |
| Assistant Coach | Corey Williams | Oklahoma State, 2002 | 1st Season at Arkansas |
| Assistant Coach | Clay Moser | Wisconsin-La Crosse, 1987 | 1st Season at Arkansas |
| Director of Operations | Anthony Ruta | Arizona State, 2012 | 1st Season at Arkansas |
| Special Assistant to Head Coach | Hays Myers | LSU, 2016 | 1st Season at Arkansas |
| Video Coordinator | Riley Hall | Arkansas, 2016 | 4th Season at Arkansas |
| Director of Recruiting | Michael Musselman | San Diego, 2018 | 1st Season at Arkansas |
| Recruiting Coordinator | Patrick Ackerman | Detroit Mercy, 2016 | 1st Season at Arkansas |
| Head Athletic Trainer | Mark O'Neal | Arkansas, 1989 | 1st Season at Arkansas |
| Head Strength Coach | Dave Richardson | Louisiana-Monroe, 1989 | 2nd Season at Arkansas |
| Graduate Assistants | Velton Kennedy (Arkansas, 2017) | Trey Thompson (Arkansas, 2018) | |
| | Sean Bair (Dickinson College, 2012) | Alec Kobre (Pacific, 2016) | |
| | Jeremiah Bonus (Dayton, 2017) | Alex Dellett (Arkansas, 2018) | |
| | Max Penderly (Ohio, 2014) | Bilal Rabbani (Emerson, 2017) | |

Student Assistant: Khalil Garland

Managers: Clay Cunningham • Jacob Leonard • Tyson Hicks • Jack Hutchinson • Ethan Westerman
Michael Justus • Greg Croll • Luke Loveless • Jarod Summons • Zeb Wilson

MUSSELMAN FILE

• Hometown: Ashland, Ohio
• Birth Date: November 19, 1964
• Wife: Danyelle • Children: Michael, Matthew, Mariah

RAZORBACK ACTIVE ROSTER

| | | |
|---|---|--|
|  #2 • Adrio BAILEY Recreation & Sport MGMT |  #14 • Jamario BELL Recreation & Sport MGMT |  #35 • Reggie CHANEY Recreation & Sport MGMT |
|  #0 • Jeantal CYLLA Adult & Lifelong Learning |  #5 • Jalen HARRIS Communications |  #24 • Ethan HENDERSON Recreation & Sport MGMT |
|  #1 • Isaiah JOE Recreation & Sport MGMT |  #15 • Mason JONES Communications |  #13 • Emeka OBUKWELU Biology |
|  #3 • Desi SILLS Recreation & Sport MGMT |  #12 • Ty STEVENS Business Finance |  #33 • Jimmy WHITT Jr. Adult & Lifelong Learning |
|  CHRIS CRUTCHFIELD Associate Head Coach Nebraska-Omaha '92 |  COREY WILLIAMS Assistant Coach Oklahoma State '02 |  CLAY MOSER Assistant Coach Wisconsin-La Crosse '87 |

PRONUNCIATION GUIDE

| | |
|-------------------|-------------------------------|
| 2 Adrio Bailey | Á-dree-OH |
| 0 Jeantal Cylla | GENE-tall...SILL-uh |
| 22 Abayomi Iyiola | AB-bah-YUM-ee ... EE-EE-oh-la |
| 11 JD Notae | No-TAY |
| 13 Emeka Obukwelu | Eh-MEHK-uh...O-Boo-Quay-Lu |
| 3 Desi Sills | Dez-ee |
| Anthony Ruta | ROO-tuh |

ROSTER BY STATE

| | |
|---------------------------|---------------|
| Arkansas (5) | |
| 14 Jamario Bell | Junction City |
| 24 Ethan Henderson | Little Rock |
| 1 Isaiah Joe | Fort Smith |
| 3 Desi Sills | Jonesboro |
| 24 Connor Vanover | Little Rock |
| Florida (1) | |
| 0 Jeantal Cylla | Lake Worth |
| Georgia (2) | |
| 22 Abayomi Iyiola | Atlanta |
| 11 JD Notae | Covington |
| Louisiana (1) | |
| 2 Adrio Bailey | Clarence |
| Missouri (2) | |
| 12 Ty Stevens | Republic |
| 33 Jimmy Whitt Jr. | Columbia |
| North Carolina (1) | |
| 5 Jalen Harris | Wilson |
| Texas (2) | |
| 15 Mason Jones | Desoto |
| 4 Emeka Obukwelu | Plano |
| Oklahoma (1) | |
| 35 Reggie Chaney | Tulsa |

ROSTER BY CLASS

| | |
|----------------------------|---------|
| Graduate Senior (3) | |
| 0 Jeantal Cylla | Forward |
| 14 Jamario Bell | Forward |
| 33 Jimmy Whitt Jr. | Guard |
| Senior (1) | |
| 2 Adrio Bailey | Forward |
| Redshirt Junior (1) | |
| 4 Emeka Obukwelu | Forward |
| Junior (5) | |
| 5 Jalen Harris | Guard |
| 22 Abayomi Iyiola | Forward |
| 15 Mason Jones | Guard |
| 11 JD Notae | Guard |
| 12 Ty Stevens | Guard |
| Sophomore (5) | |
| 35 Reggie Chaney | Forward |
| 24 Ethan Henderson | Forward |
| 1 Isaiah Joe | Guard |
| 3 Desi Sills | Guard |
| 24 Connor Vanover | Formwad |
| Freshmen (0) | |
| - NONE - | |

MUSSELMAN CAREER HEAD COACHING RECORD

* - Professional basketball **DOES NOT** count postseason in overall W-L records

2003 NBA Coach of the Year Runner-Up
2012 NBA D-League Coach of the Year
2016 Bleacher Report Mountain West Coach of the Year
2017 USBWA District VIII Coach of the Year
2018 USBWA District VIII • NABC District 17 • Mountain West Coach of the Year

| COLLEGIATE | 5th Season | 126-40 | 7-4 Postseason |
|-----------------|-----------------|----------------|------------------------------|
| Nevada | 4 years | 110-34 | 7-4 Postseason |
| Arkansas | 1st year | 16-6 | -- |
| PROFESSIONAL | 14 Seasons | 503-291 | 50-39 Postseason * (553-330) |
| CBA | 7 years | 270-122 | 39-34 Postseason * |
| Rapid City | 5 years | 191-89 | 27-25 Postseason * |
| Florida | 2 years | 79-33 | 12-9 Postseason * |
| USBL | 2 years | 53-3 | 4-0 Postseason * |
| Florida | 2 years | 53-3 | 4-0 Postseason * |
| NBA | 3 years | 108-138 | -- |
| Golden State | 2 years | 75-89 | -- |
| Sacramento | 1 year | 33-49 | -- |
| D-League | 2 years | 72-28 | 7-5 Postseason * |
| Reno | 1 year | 34-16 | 2-3 Postseason * |
| Los Angeles | 1 year | 28-12 | 5-2 Postseason * |
| INTERNATIONAL | 3 Years | 24-14 | -- |
| Dominican | 1 years | 5-1 | -- |
| Venezuelan | 2 years | 19-13 | -- |

MUSSELMAN AS HEAD COACH BY YEAR

| Year | Team | League | Record | Note for the Season | Reg. Season Div./Conf. Finish | Postseason |
|---------|-----------------|----------|--------|---|----------------------------------|---------------------|
| 1989-90 | Rapid City | CBA | 42-14 | MOST WINS IN CBA | 1st National Conf. | Finals (8-8) |
| 1991-92 | Rapid City | CBA | 37-19 | 2nd-most wins in CBA | 1st National Conf. | Finals (9-7) |
| 1992-93 | Rapid City | CBA | 44-12 | MOST WINS IN CBA | 1st National Conf. | Conf. Finals (5-3) |
| 1993-94 | Rapid City | CBA | 37-19 | MOST WINS IN CBA | 1st National Conf. | Conf. Finals (5-5) |
| 1994-95 | Rapid City | CBA | 31-25 | 6th-most wins in CBA | 5th National Conf. | Conf. 1st Rd (0-2) |
| 1995-96 | Florida | CBA | 41-15 | MOST WINS IN CBA | 1st National Conf. | Conf. Finals (5-3) |
| 1996-97 | Florida | CBA | 38-18 | 2nd-most wins in CBA | 1st American Conf. | Finals (7-6) |
| 1995 | Florida | USBL | 25-2 | MOST WINS IN USBL | 1st Overall | Champion (1-0) |
| 1996 | Florida | USBL | 28-1 | MOST WINS IN USBL | 1st Southern Div. | Champion (3-0) |
| 2002-03 | Golden State | NBA | 38-44 | 6th Pacific Division | 11th Western Conf. | -- |
| 2003-04 | Golden State | NBA | 37-45 | 14th Pacific Division | 11th Western Conf. | -- |
| 2006-07 | Sacramento | NBA | 33-49 | 5th Pacific Division | 11th Western Conf. | -- |
| 2010-11 | Reno | D-League | 34-16 | 2nd-most wins in NBADL | 1st Western Conf. | Semifinals (2-3) |
| 2011-12 | Los Angeles | D-League | 38-12 | MOST WINS IN NBADL | 1st Western Conf. | Finals (5-2) |
| 2015-16 | Nevada | NCAA | 24-14 | T49th - Most wins NCAA | T4th Mountain West | CBI Champion (5-1) |
| 2016-17 | Nevada | NCAA | 28-7 | T16th - Most wins NCAA | 1st Mountain West | NCAA 1st Rd (0-1) |
| 2017-18 | Nevada | NCAA | 29-8 | T11th - Most wins NCAA | 1st Mountain West | NCAA Sweet 16 (2-1) |
| 2018-19 | Nevada | NCAA | 29-5 | T15th - Most wins NCAA | 1st Mountain West | NCAA 1st Rd (0-1) |
| 2019-20 | Arkansas | NCAA | 16-6 | -- | -- | -- |
| 2010 | Dominican Team | | 5-1 | Silver Medal Centrobasket Championship | | |
| 2011 | Venezuelan Team | | 12-9 | 5th FIBA Americas Championship | | |
| 2012 | Venezuelan Team | | 7-4 | Silver Medal FIBA South American Championship | | |

MUSSELMAN COACHING JOBS BY YEAR

| | | | | | | | |
|------------|-------------|------------------------|------|---------|---------------|--------------------------|-------|
| 1989-90 | Head Coach | Rapid City Thrillers | CBA | 2004-05 | Asst. Coach | Memphis Grizzlies | NBA |
| 1990-91 | Asst. Coach | Minnesota Timberwolves | NBA | 2005-06 | Asst. Coach | Memphis Grizzlies | NBA |
| 1991-92 | Head Coach | Rapid City Thrillers | CBA | 2006-07 | Head Coach | Sacramento Kings | NBA |
| 1992-93 | Head Coach | Rapid City Thrillers | CBA | 2007-10 | DID NOT COACH | | |
| 1993-94 | Head Coach | Rapid City Thrillers | CBA | 2010-11 | Head Coach | Reno Bighorns | NBADL |
| 1994-95 | Head Coach | Rapid City Thrillers | CBA | 2011-12 | Head Coach | Los Angeles Defenders | NBADL |
| Spring '95 | Head Coach | Florida Sharks | USBL | 2012-13 | Asst. Coach | Arizona State Sun Devils | NCAA |
| 1995-96 | Head Coach | Florida Beachdogs | CBA | 2013-14 | Assoc HC | Arizona State Sun Devils | NCAA |
| Spring '96 | Head Coach | Florida Sharks | USBL | 2014-15 | Assoc. HC | LSU Tigers | NCAA |
| 1996-97 | Head Coach | Florida Beachdogs | CBA | 2015-16 | Head Coach | Nevada Wolf Pack | NCAA |
| 1998-99 | Asst. Coach | Orlando Magic | NBA | 2016-17 | Head Coach | Nevada Wolf Pack | NCAA |
| 1999-00 | Asst. Coach | Orlando Magic | NBA | 2017-18 | Head Coach | Nevada Wolf Pack | NCAA |
| 2000-01 | Asst. Coach | Atlanta Hawks | NBA | 2018-19 | Head Coach | Nevada Wolf Pack | NCAA |
| 2001-02 | Asst. Coach | Atlanta Hawks | NBA | 2019-20 | Head Coach | Arkansas Razorbacks | NCAA |
| 2002-03 | Head Coach | Golden State Warriors | NBA | | | | |
| 2003-04 | Head Coach | Golden State Warriors | NBA | | | | |

HOGS #1 IN NCAA IN DEFENDING 3;

How Hogs Off-Set Rebounding Numbers

Just six teams have shot over 30% from 3-pt range against the Hogs this season with a high of 35.7 by UK (5-of-14). The Razorbacks have held opponents to shooting 29 percent or worse 16 times. Most recently, Arkansas held Texas A&M to 28.6, LSU to 26.7%, Ole Miss to 23.1%, Vandy to 25%, **the SEC's 3-pt percentage leader Alabama to 25.8%** and Auburn to 25.8%

^ Arkansas' 24.8% 3-point defense ranks 1st NCAA / 1st SEC

Arkansas has only committed 87 turnovers in SEC games (or 9.7/gm - **fewest in SEC play**) while forcing 138 (or 15.3 - **most in SEC play**). Arkansas has committed single-digit turnovers six times this year (8 vs South Dakota, 8 vs Tulsa, 9 versus Texas A&M, 7 at LSU, 7 vs Vandy and 7 at Mississippi State).

^ Arkansas' +5.3 turnover margin ranks 5th NCAA / 1st SEC

Arkansas has and **SEC-best** 73 steals (8.1 avg) in SEC games, including 14 vs Auburn. Arkansas has double-digit steals seven other times this year - 14 vs Rice, 13 vs Texas Southern, 11 vs North Texas, 11 vs Montana, 15 at Georgia Tech, 12 vs Tulsa and 11 at Alabama.

^ Arkansas' 8.8 steals per game ranks 18th NCAA / 1st SEC

^ Arkansas' 193 total steals rank 26th NCAA / 1st SEC

Arkansas forced Auburn into 18 turnovers, Texas A&M and Alabama into 17 turnovers while Ole Miss, Vanderbilt, Kentucky and South Carolina each had 16. TCU had 19. The Razorbacks have forced at least 15 turnovers 16 times this season, including a season-high 27 in the season opener versus Rice.

^ The 17.14 turnovers forced ranks 17th NCAA / 1st SEC.

Arkansas only committed 10 turnovers at Alabama as well as versus Auburn. Overall the Hogs have committed 10 or less turnovers 11 times this season.

^ The 11.9 turnovers committed ranks 50th-fewest in the NCAA / 2nd SEC

^ The 261 turnovers committed ranks 47th-fewest NCAA / 2nd SEC.

Jones Recent Run Has VERY Humble Beginnings

Mason Jones **ONLY SCORED ONE POINT IN THE WIN OVER VANDERBILT** ... more on that later. **FIRST**, prior to Vandy, Jones was just 3-of-12 from the field and finished with 13 points as Arkansas completed an 11-point, come-from-behind win. While he struggled a bit, **Jones dished out a career-high nine assists** and added six rebounds with three steals.

VERSUS VANDY, Jones only scored 1 point on a free throw at 5:35 of the second half. He was 0-of-7 from the field and 0-of-5 from 3-pt range. However, he dished out eight assists (2nd-best career total) with seven rebounds.

SINCE VANDY (6 gms), Jones is **AVERAGING 27.2 PPG** • 6.3 rebs • 3.3 assists • 1.5 steals

| | | | | | |
|------------------|--------|-----------|----------|-----------|---------|
| ^ Kentucky | 19 pts | (5-15 FG | 1-5 3PT | 8-12 FT) | 6 rebs |
| ^ at Miss State | 20 pts | (7-16 FG | 2-7 3PT | 4-4 FT) | 7 rebs |
| ^ TCU | 20 pts | (4-11 FG | 2-4 3PT | 10-15 FT) | 5 rebs |
| ^ South Carolina | 34 pts | (9-15 FG | 1-6 3PT | 15-16 FT) | 12 rebs |
| ^ at Alabama | 30 pts | (10-20 FG | 4-7 3PT | 6-13 FT) | 5 rebs |
| ^ Auburn | 40 pts | (12-24 FG | 5-12 3PT | 11-16 FT) | 3 rebs |

Joe Gets National Honor and Surgery on the Same Day

On the same day it was announced that Isaiah Joe was named 1 of 10 finalists for the Jerry West Shooting Guard of the Year, the sophomore underwent successful right knee arthroscopic debridement surgery (Feb. 4) due to recurring inflammation.

Joe originally had inflammation after draining seven 3's and scoring 34 in an 11-point, come-from-behind win at Ole Miss. He played the next three games, but only scored 30 points as he tweaked it again at Mississippi State. After sitting out versus TCU, Joe returned at Alabama but played sparingly and was 0-of-3 from the field.

Joe is one of four SEC players - Anthony Edwards (Georgia), Tyrese Maxey (Kentucky) and Skylar Mays (LSU) - to make the 10-person finalist for the Jerry West Award given by the Naismith Memorial Basketball Hall of Fame.

Among active NCAA Division I players, Joe ranks third by making 3.43 3-pointers per game for his career. This season, the Fort Smith native ranks fourth in the NCAA in 3-pointers made per game (3.60) and, prior to the surgery, 12th nationally in total 3's made (72). Joe additionally leads the SEC in both categories while ranking second in the league in 3-point field goal percentage (.340).

The sophomore has made 185 3-pointers in just 54 career games and already ranks seventh on the school's all-time list. He tied an SEC freshman record and made the 4th-most triples by a freshman in NCAA history last year with 113 made.

Taking Care of the Ball in SEC Play

Since SEC play began, Arkansas has taken care of the ball and shared the ball better than the non-conference season. In league play, the Hogs have 99 assists, a league-high 73 steals, a league-low 87 turnovers and a league-high 138 turnovers forced.

In SEC play, **ARKANSAS LEADS THE LEAGUE** in assist-to-turnover ratio (1.1).

In SEC play, **ARKANSAS IS THE ONLY TEAM TO AVERAGE SINGLE-DIGIT TURNOVERS** (9.7/gm) while forcing the most turnovers (15.3/gm).

In SEC play, **ARKANSAS LEADS THE LEAGUE** in turnover margin (+5.7).

● The next closest is Florida at +1.3.

Nothing But NET

Arkansas is 1-of-4 SEC teams and 1-of-10 teams nationally who have played two or fewer games against teams ranked above 200 in the NET.

^ Other SEC teams include Mississippi State, Alabama and Florida.

^ Others include West Virginia, Cal, Duke, Georgia Tech, Minnesota and Oregon.

^ West Virginia has played only one game versus a team with a 200-plus NET ranking.

• MISCELLANEOUS STATS •

DOUBLE-FIGURE SCORING GAMES

| Player | 15-16 | 16-17 | 17-18 | 18-19 | 19-20 | Career |
|-----------|-------|-------|-------|-------|-------|--------|
| Whitt Jr. | 9 | NA | 16 | 19 | 17 | 61 |
| Cylla | 14 | 11 | NA | 22 | - | 47 |
| Joe | NA | NA | NA | 28 | 16 | 44 |
| Jones | NA | NA | NA | 22 | 18 | 41 |
| Harris | NA | 2 | NA | 11 | 2 | 15 |
| Sills | NA | NA | NA | 5 | 9 | 14 |
| Bailey | NA | 1 | 3 | 5 | 3 | 12 |
| Chaney | NA | NA | NA | 6 | 1 | 7 |

20+ POINT SCORING GAMES

| Player | 15-16 | 16-17 | 17-18 | 18-19 | 19-20 | Career |
|-----------|-------|-------|-------|-------|-------|--------|
| Jones | NA | NA | NA | 7 | 10 | 17 |
| Whitt Jr. | 1 | NA | 1 | 6 | 7 | 13 |
| Joe | NA | NA | NA | 5 | 5 | 10 |
| Cylla | 3 | 0 | -- | 7 | - | 10 |
| Bailey | NA | 0 | 0 | 1 | - | 1 |
| Sills | NA | NA | NA | 0 | 1 | 1 |

30+ POINT SCORING GAMES

| Player | 15-16 | 16-17 | 17-18 | 18-19 | 19-20 | Career |
|-----------|-------|-------|-------|-------|-------|--------|
| Jones | NA | NA | NA | 2 | 5 | 7 |
| Joe | NA | NA | NA | 1 | 2 | 3 |
| Whitt Jr. | 0 | NA | 0 | 0 | 1 | 1 |

3+ THREE-POINTERS IN A GAME

| Player | 15-16 | 16-17 | 17-18 | 18-19 | 19-20 | Career |
|--------|-------|-------|-------|-------|-------|--------|
| Joe | NA | NA | NA | 20 | 14 | 34 |
| Jones | NA | NA | NA | 12 | 8 | 21 |
| Sills | NA | NA | NA | 4 | 2 | 6 |
| Cylla | 3 | 2 | NA | 3 | - | 8 |

5+ THREE-POINTERS IN A GAME

| Player | 15-16 | 16-17 | 17-18 | 18-19 | 19-20 | Career |
|--------|-------|-------|-------|-------|-------|--------|
| Joe | NA | NA | NA | 8 | 7 | 15 |
| Jones | NA | NA | NA | 4 | 2 | 6 |
| Cylla | 1 | 0 | NA | 1 | - | 2 |

DOUBLE FIGURE REBOUNDING GAMES

| Player | 15-16 | 16-17 | 17-18 | 18-19 | 19-20 | Career |
|-----------|-------|-------|-------|-------|-------|--------|
| Whitt Jr. | 0 | NA | 2 | 5 | 2 | 9 |
| Cylla | 1 | 1 | NA | 1 | - | 3 |
| Bailey | NA | 0 | 0 | 0 | 1 | 1 |
| Jones | NA | NA | NA | 1 | 1 | 2 |
| Chaney | NA | NA | NA | 0 | 2 | 2 |

DOUBLE FIGURE ASSISTS GAMES

| Player | 15-16 | 16-17 | 17-18 | 18-19 | 19-20 | Career |
|--------|-------|-------|-------|-------|-------|--------|
| Harris | NA | 0 | NA | 5 | - | 5 |

DOUBLE-DOUBLES

| Player | 15-16 | 16-17 | 17-18 | 18-19 | 19-20 | Career |
|-----------|-------|-------|-------|-------|-------|--------|
| Whitt Jr. | 0 | NA | 0 | 5 | 2 | 7 |
| Cylla | 1 | 1 | NA | 1 | - | 3 |
| Jones | NA | NA | NA | 1 | 1 | 2 |
| Harris | NA | 0 | NA | 2 | - | 2 |
| Bailey | NA | 0 | 0 | 0 | 1 | 1 |

TRIPLE-DOUBLES

| Player | 15-16 | 16-17 | 17-18 | 18-19 | 19-20 | Career |
|-----------|-------|-------|-------|-------|-------|--------|
| Whitt Jr. | 0 | NA | 0 | 1 | - | 1 |

5+ ASSIST GAMES

| Player | 15-16 | 16-17 | 17-18 | 18-19 | 19-20 | Career |
|-----------|-------|-------|-------|-------|-------|--------|
| Harris | NA | 1 | NA | 19 | 3 | 23 |
| Whitt Jr. | 0 | NA | 8 | 11 | 1 | 20 |
| Jones | NA | NA | NA | 5 | 4 | 9 |
| Sills | NA | NA | NA | 4 | - | 4 |
| Joe | NA | NA | NA | 2 | 2 | 4 |
| Chaney | NA | NA | NA | 0 | 1 | 1 |

3+ STEALS IN A GAME

| Player | 15-16 | 16-17 | 17-18 | 18-19 | 19-20 | Career |
|-----------|-------|-------|-------|-------|-------|--------|
| Whitt Jr. | 0 | NA | 8 | 7 | 4 | 19 |
| Joe | NA | NA | NA | 6 | 4 | 10 |
| Bailey | NA | 0 | 1 | 3 | 5 | 9 |
| Jones | NA | NA | NA | 3 | 6 | 9 |
| Harris | NA | 2 | NA | 4 | 3 | 9 |
| Chaney | NA | NA | NA | 2 | 1 | 3 |
| Sills | NA | NA | NA | 1 | 1 | 2 |
| Cylla | 0 | 1 | NA | 0 | - | 1 |

3+ BLOCKS IN A GAME

| Player | 15-16 | 16-17 | 17-18 | 18-19 | 19-20 | Career |
|-----------|-------|-------|-------|-------|-------|--------|
| Chaney | NA | NA | NA | 5 | 2 | 7 |
| Bailey | NA | 0 | 1 | 2 | 3 | 6 |
| Whitt Jr. | 0 | NA | 1 | 1 | - | 2 |
| Henderson | NA | NA | NA | 0 | 1 | 1 |

RAZORBACK THAT SCORES FIRST

| | | |
|-----------------|-----------------|------------------|
| Mason Jones | FOR UA: 9 (6-3) | OVERALL: 5 (4-1) |
| Jimmy Whitt Jr. | FOR UA: 7 (6-1) | OVERALL: 4 (3-1) |
| Desi Sills | FOR UA: 3 (2-1) | OVERALL: 1 (1-0) |
| Adrio Bailey | FOR UA: 1 (1-0) | OVERALL: 1 (1-0) |
| Isaiah Joe | FOR UA: 1 (0-1) | OVERALL: 0 (0-0) |
| Jalen Harris | FOR UA: 1 (1-0) | OVERALL: 0 (0-0) |

Free Mason; Nearing School FT Top 10

- Mason Jones ranks **2ND IN THE NCAA IN FREE THROWS MADE** with 137 despite some recent struggles at the line.
- Of Jones' 30 FT misses this year, 18 have come of the last four games including 6-of-13 vs TCU and 10-of-15 vs Auburn.
- NCAA scoring leader Markus Howard (Marquette) also leads the NCAA in FT made with 179.
- Jones ranks **4TH IN THE NCAA IN FREE THROWS ATT** with 167.
- Jones **ONLY NEEDS TO MAKE 16 MORE FREE THROWS TO ENTER THE SCHOOL'S SINGLE-SEASON TOP 10** (Daryl Macon made 154 in 2018). Sidney Moncrief holds the school record with 212 made in a season.

Jones Earns 3rd SEC Player of the Week Honor

- Mason Jones had a pair of 30-point games and was rewarded by being named the SEC Men's Basketball Player of the Week for a league-best third time. Jones shared the honor with Mississippi State's Reggie Perry.
- For the week, Jones averaged 32 points, 8.5 rebounds, 2.5 assists and 1.5 steals
- Versus South Carolina, Jones scored an SEC career-high 34 points while grabbing a career-high 12 rebounds to record his second double-double of the season. He was the first Razorback to have at least 34 points and 12 rebounds in a game since Mario Credit versus Loyola Marymount in the 1989 NCAA Tournament. Jones scored 26 of his 34 in the second half on the strength of making 13-of-14 from the free throw line. Overall, he was 15-of-16 at the line to become the first Razorback to make at least 15 free throws in an SEC game since Corliss Williamson made 17 versus Vanderbilt in 1995.
- At Alabama, Jones scored 30 points with five rebounds and two steals. He helped Arkansas overcome a 12-0 deficit to start the game. Jones made an SEC career-high 10 field goals on a career-high 20 attempts while going 4-of-7 from 3-point range. He scored 17 of his 30 points in the first half, including a 3-pointer with six seconds left before halftime to cut the Razorback deficit to three (39-36) at the break. While Jones, an 83% free throw shooter, was just 3-of-7 at the charity stripe in the second half, all three makes came inside the final 31 seconds to secure the win.

Sills Fills Void

- In the two games Isaiah Joe has missed, Desi Sills has taken ownership of the "Next Man Up" mantra.
- 20 gms w/ Isaiah - Sills: 9.1 ppg 66-166 FG (.398) 17-82 3P TFG (.207) 33-49 FT (.673) 30.2 min/gm 1.1 steals/gm
- 2 gms w/o Isaiah - Sills: 16.0 ppg 11-18 FG (.611) 7-9 3P TFG (.778) 3-6 FT (.500) 37.0 min/gm 3.0 steals/gm
- Sills scored 18 vs TCU 7-8 FG • 3-3 3PT with 2 steals
- Sills scored 14 vs Auburn 4-10 FG • 4-6 3PT with career-high four steals
- **Despite shooting 26.4% from 3-pt for the season, Sills is shooting a team-best 43.5% from deep over the last 7 gms.**

Recapping Non-Conference

- Now that all the non-conference games are wrapped up, here is a quick review of Arkansas' non-conference season:
- **The NCAA NET has Arkansas' non-conference Strength of Schedule at 12 - tied with LSU for best in the SEC.**
- **WarrenNolan.com had Arkansas' non-conference RPI as #4 and SOS is #14.**
- Was 3-0 versus Power 5 Conferences (won at Georgia Tech and Indiana; defeated TCU).
- Arkansas' 12-1 record was second-best in the SEC behind Auburn (13-0).
- **Of the 13 teams Arkansas played, four are in first place in their league and a total of nine are within a game of first.**
- **Leading their conference:** Tulsa (7-1), North Texas (8-2), Texas Southern (7-1), Austin Peay (10-0).
- **Second place:** Montana (8-3 - half-game out of 1st), Western Kentucky (7-3 - one game out of 1st behind North Texas), Northern Kentucky (8-3 - one game out of 1st) and South Dakota (8-3 - one game out of 1st).

ARKANSAS HAS BEST SCORING TRIO IN SEC

- Arkansas is the only team in the SEC to feature:
- **Three players in the league's top 11 for scoring for the season**
- - Mason Jones (1st / 20.7) • Isaiah Joe (7th / 16.0) • Jimmy Whitt Jr. (11th / 14.7)

Mason Jones is THE TEAM LEADER

- Mason Jones leads the Razorbacks in:
- **Scoring (20.7) • Rebounding (6.2) • Assists (74) • Steals (38)**
- Eight times this season, Jones has led the team (or tied for the team lead) in 3 of the 4 categories in the same game. Jones' game highs include:
- **^ RICE** Scoring (32) - - Steals (5)
- **^ NTX** Scoring (16) - Rebounds (6) - Assists (2) -
- **^ MONT** Scoring (19) - - Assists (4) - Steals (4)
- **^ S DAK** - Rebounds (7) - -
- **^ GA TECH** Scoring (24) - - -
- **^ TULSA** Scoring (41) - Assists (4) - Steals (4)
- **^ VALPO** - Rebounds (9) - Assists (4) -
- **^ IND** - - Assists (6) -
- **^ TAM** Scoring (17) - Rebounds (6) - Steals (3)
- **^ LSU** Scoring (24) - - Assists (4) - Steals (2)
- **^ Ole Miss** - Rebounds (6) - Assists (9) - Steals (3)
- **^ Vandy** - - Assists (8) -
- **^ Kentucky** Scoring (19) - Rebounds (6) - Assists (2) -
- **^ Miss State** Scoring (20) - Rebounds (7) - Assists (4) - Steals (1)
- **^ TCU** Scoring (20) - - -
- **^ USC** Scoring (34) - Rebounds (12) - Assists (4) - Steals (1)
- **^ Bama** Scoring (30) - - -
- **^ Auburn** Scoring (40) - - Assists (5) -

MASONRY: Building an Impressive Resume; Coming off Career Games

- Mason Jones is **THE ONLY PLAYER IN THE SEC** to lead his team in scoring, rebounds, assists and steals.
- Mason Jones is **THE ONLY PLAYER IN THE SEC** to lead his team in rebounding and assists.
- Mason Jones is **THE ONLY PLAYER IN THE SEC** to rank among the top 20 in:
- **^ Scoring (1st) and Rebounds (15th)** while ranking among the top 11 in steals (5th) and assists (11th) as well as ranking 9th FG%, 8th in FT%, 7th in 3PT FG made, and 6th in defensive rebounds.
- **JONES ONLY NEEDS 102 POINTS FOR 1,000 IN HIS CAREER. At his current pace, he will reach the total the next time Arkansas and Missouri meets (Feb. 22).**

#PACE&SPACE

- Jones has pulled down at least five rebounds in 18 of his 21 games played this season.
- Jones has scored at least 20 points in five straight games. The last player to score 20-plus in five straight games was Daryl Macon, who did it seven times in 2019.

20-20

- Prior to this season, Arkansas had not have the same two players score at least 20 points in back-to-back game since Michael Washington and Courtney Fortson accomplished the feat in 2008-09 versus NC Central and Austin Peay.
- This season, Arkansas has done it twice.
 - ^ The first time, Mason Jones and Isaiah Joe teamed up to do it in three straight games (first time that had happened since Corliss Williamson and Scotty Thurman in 1994-95).
 - ^ Mason Jones and Jimmy Whitt have each scored 20 in each of the last two games.

- **FIRST:**
 - ^ 12/14/19 Tulsa Joe: 20 / Jones: 41
 - ^ 12/21/19 Valpo Joe: 21 / Jones: 20
 - ^ 12/29/19 at Indiana Joe: 24 / Jones: 21
- **SECOND:**
 - ^ 01/22/20 Miss State Whitt: 20 / Jones: 20
 - ^ 01/25/20 TCU Whitt: 20 / Jones: 20

30-30-30

- A Razorback has scored at least 30 points eight times this season. That is the most since having 10 in 1972-73 (all 10 that season were by Martin Terry).
- ^ Mason Jones has five, 30-point games including 41 vs Tulsa • 40 vs Auburn • 34 vs USC • 32 vs Rice • 30 at Bama
- ^ Isaiah Joe has two, 30-points games including 34 at Ole Miss • 33 vs Texas Southern
- ^ Jimmy Whitt Jr., scored a career-high 30 points versus Vanderbilt
- Arkansas also had three players score at least 30 last season, including Daniel Gafford (32 vs LSU) • Mason Jones (30 vs Florida 30 vs Miss State) • Isaiah Joe (34 vs FIU)

30, 30, 30 – 40-40

- Mason Jones is the first Razorback to score 30-plus in three straight games (34 vs USC, 30 at Bama and 40 vs Auburn).
- Mason Jones is the first Razorback to have multiple 40-point games in a season since Dean Tolson had two in 1973-74.

50-60-70

- Coach Muss said the TCU game was “our best game of the year.”
- ^ The Razorbacks shot 54.0% FG (27-50) • 66.7% 3PT (6-9) • 72.0% FT (18-25)
- The most recent times Arkansas went 50-60-70 were in 2015-16:
 - ^ Miss State (1/19/16) shot 50.0% FG (28-56) • 66.7% 3PT (16-24) • 76.9% FT (10-13)
 - ^ Evansville (12/08/15) shot 53.8% FG (28-52) • 69.2% 3PT (9-13) • 80.0% FT (24-30)
- Arkansas did accomplish the feat for the game at Alabama, but did so in the second half to out-score the Tide 46-39.
- ^ In the 2nd Half at Bama, the Razorbacks shot 51.9% FG (14-27) • 60.0% 3PT (3-5) • 75.0% FT (15-20)

Master of the Midrange

- Per @SportsReference (via @HogStats), Jimmy Whitt Jr. (14.7 ppg and 0-of-1 3PT) has been teetering above and below averageing 15.0 ppg. When he gets above the mark, he is **the only Power 5 guard since 1992-93 to average at least 15.0 points per game without making a 3-pointer.** Overall, he is one of just 10 guards regardless of conference affiliation over the span.
- Whitt is coming off his worst game of the season, going 0-of-7 from the field. He still ranks 2nd in the SEC in field goals made (135) while ranking 4th in the SEC in FG% (.513).
- **Whitt ranks 10th in the NCAA among guards in FG% (.513).**
- (@HogStats) In the 3-point era, **Razorback guards have scored 20-plus points in a game without making a 3-pointer nine times. Whitt has accomplished the feat seven times** while Corey Beck and Robert Shepherd each did it once.

Chaney's Efficiency

- Reggie Chaney is shooting an incredible 72.9% from the field for the season and 81.8% in league play. While he does not have enough attempts to qualify for the NCAA/SEC leaders, Chaney would rank second the nation behind of Kansas' Udoka Azubuike' (76.3% • 119-of-165).
- **Chaney has made 24 of his last 31 shots (77.4%)** including a streak of 13 consecutive field goals made to start the span.
- Chaney was 0-of-3 in the first half versus TCU, but was 3-of-3 in the second half, scoring six straight points for the Hogs to push a 3-point lead into a 9-point lead. He was an SEC career-best 4-of-5 at the free throw line at Alabama.

Chaney's Positive Influence

- **While Arkansas is 2-4 over its last six games, Chaney is the only Razorback with a positive Plus-Minus in each of the four losses (+2 Kentucky • +12 Mississippi State • +11 South Carolina • +1 vs Auburn)**
- Chaney was also +12 in the Vanderbilt win and had a season-high +15 in the South Dakota win.

So Far, This is the Both THE Worst and THE 2nd-Best Rebounding Year in History

- Arkansas knew all along with the loss of Daniel Gafford (8.7 rpg last season) and no size returning, rebounding was going to be an issue. Of the 350 NCAA Division I schools...
 - Arkansas ranks 328th NCAA/14th SEC in offensive rebounds per game (7.45 avg).
 - Arkansas ranks 340th NCAA/14th SEC in rebound margin (-5.4 avg).
 - Arkansas ranks 314th NCAA/14th SEC in total rebounds per game (32.68 avg).
 - Arkansas ranks 209th NCAA/10th SEC in defensive rebounds per game (25.23 avg) ... **BUT SEE BELOW**
 - **THIS IS THE WORST OFFENSIVE REBOUNDING YEAR DATING BACK TO 1986-87***
 - ^ Arkansas gets 7.45 offensive boards while opponents get 27.59 defensive boards.
 - ^ Arkansas gets a **program-worst 21.27% of available rebounds on the offensive end.**
 - **HOWEVER THIS IS THE 2nd-BEST DEFENSIVE REBOUNDING YEAR DATING BACK TO 1986-87***
 - ^ Arkansas gets 25.23 defensive boards while opponents only get 10.95 offensive boards.
 - ^ Arkansas gets a **PROGRAM-BEST 69.72% OF AVAILABLE REBOUNDS ON THE DEFENSIVE END.**
- * - stat courtesy of HogStats.com - offensive/defensive boards not separated prior to 1986-87 season.

• ABOUT ARKANSAS •

| | |
|-----------------------------|---|
| Location..... | Fayetteville, Ark. |
| Enrollment..... | 27,559 |
| Founded..... | 1871 |
| Colors..... | Cardinal (PMS 201) and White |
| Nickname..... | Razorbacks |
| Conference..... | Southeastern (SEC) |
| System President..... | Dr. Donald R. Bobbitt (Arkansas, 1980) |
| Chancellor..... | Dr. Joseph E. Steinmetz (C. Michigan, 1977) |
| Vice Chancellor / AD..... | Hunter Yurachek (Guilford, 1990) |
| Faculty Representative..... | Gerald Jordan (Arkansas, 1970) |
| Arena (Capacity)..... | Bud Walton Arena (19,200) |

• HISTORY

| | |
|---------------------------------------|--|
| First Year of Basketball..... | 1923-24 |
| Seasons..... | 97th |
| Overall Conference Championships..... | 24 (2 SEC, 22 SWC) |
| NCAA Tournament Bids..... | 33 |
| • NCAA Tournament Record..... | 42-32 (.568) |
| National Championships..... | 1 (1994) |
| National Runner-Up..... | 1 (1995) |
| NCAA Final Fours..... | 6 (1941, 1945, 1978, 1990, 1994, 1995) |
| NCAA Elite Eight..... | 6 (1978, 1979, 1990, 1994, 1995) |
| NCAA Sweet 16..... | 10 |
| NIT Record (App.)..... | 6-5 (4) |

• BASKETBALL STAFF

| | |
|-----------------------------------|---|
| Head Coach..... | Eric Musselman |
| • Alma Mater/Year..... | San Diego, 1987 |
| • at Arkansas..... | 16-6 (1st year) |
| • As Collegiate Head Coach..... | 126-40 (5th year) |
| • As Professional Head Coach..... | 508-392 (.634 - 14 seasons) |
| • SEC Record..... | 4-5 (1st year) |
| • In Bud Walton Arena..... | 11-3 (1st year) |
| Assoc HC..... | Chris Crutchfield (Nebraska-Omaha, 1992 • 1st yr) |
| Asst Coach..... | Corey Williams (Oklahoma State, 2002 • 1st yr) |
| Asst Coach..... | Clay Moser (Wisconsin-La Crosse, 1987 • 1st yr) |
| Dir. of Ops..... | Anthony Ruta (Arizona State, 2012 • 1st yr) |
| Special Asst to HC..... | Hays Myers (LSU, 2016 • 1st yr) |
| Video Coord..... | Riley Hall (Arkansas, 2016 • 4th yr) |
| Dir. of Recruiting..... | Michael Musselman (San Diego, 2018 • 1st yr) |
| Recruiting Coord..... | Patrick Ackerman (Detroit Mercy, 2016 • 1st yr) |
| Dir. of S-A Devel..... | Earl Boykins (Eastern Michigan, 1998 • 1st yr) |
| Dir. of Multimedia..... | Martina Wood (North Carolina, 2010 • 1st yr) |



SASSY'S RED HOUSE

| | |
|-------------|------------|
| January 6 | January 20 |
| January 27 | February 3 |
| February 24 | March 2 |



SUNDAYS • JAN 5 THROUGH MAR 8

| |
|--|
| KATV - Sunday - 10:30PM |
| KFSM - Sunday - 10:30PM |
| KXNW - Sunday - 9:30PM |
| Cox Sports Television - Tuesday - 6:00PM |
| Fox Sports Southwest - Tuesday - 4:30PM |

• **2019-20 RECORD BREAKDOWN** •

RECORD BREAKDOWN

| | |
|------------------------------|------|
| At Home | 11-3 |
| On The Road | 4-3 |
| Neutral | 1-0 |
| White Uniforms | 5-0 |
| White '94 Throwback Uniforms | 7-1 |
| White "Hog" Uniforms | 0-2 |
| Cardinal Uniforms | 4-3 |

GENERAL

| | |
|--------------------------------|-----|
| When Arkansas controls the tip | 9-2 |
| When opponent controls the tip | 7-4 |
| When Arkansas scores first | 9-2 |
| When opponent scores first | 7-4 |

LEADS AND DEFICITS

| | |
|-------------------------------------|--------------------------------------|
| Leading at the half | 12-1 |
| home: 11-0 road/neutral 1-1 | |
| Tied at the half | 0-0 |
| home: 0-0 road/neutral 0-0 | |
| Trailing at the half | 4-5 |
| home: 0-3 road/neutral 4-2 | |
| Games decided by 5 points or fewer | 4-3 |
| Games decided by 10 points or fewer | 7-6 |
| With 5:00 left in reg. | Leading: 12-2 Trailing: 4-4 |
| With 2:00 left in reg. | Leading: 15-3 Trailing: 1-3 |
| Overtime games | 1-2 |

OFFENSE

| | |
|-------------------------------------|------|
| Scoring less than 70 points | 6-1 |
| Scoring 70-79 points | 6-5 |
| Scoring 80-89 points | 2-0 |
| Scoring 90-99 points | 2-0 |
| Scoring 100+ points | 0-0 |
| 2 Players Or Less in Double Figures | 2-2 |
| 3 Players in Double Figures | 11-4 |
| 4 Players in Double Figures | 3-0 |
| 5 Players in Double Figures | 0-0 |
| 6 Players in Double Figures | 0-0 |
| 1 Player Scores 20+ Points | 5-2 |
| 2+ Players Score 20+ Points | 6-2 |
| When shooting 50 percent or higher | 3-0 |
| When shooting less than 50 percent | 13-6 |

REBOUNDING/TURNOVERS

| | |
|--|------|
| When out-rebounding opponent | 4-0 |
| When out-rebounded | 12-5 |
| When rebounds are even | 0-1 |
| When grabbing 10+ offensive reb | 4-1 |
| When forcing 15+ turnovers | 12-4 |
| When committing less than 15 turnovers | 13-4 |
| When committing 15+ turnovers | 3-2 |

When Top Scorer Is (Includes Ties)

| | | |
|-----------------|-------------|--------------|
| Mason Jones | Season: 8-5 | Career: 15-8 |
| Isaiah Joe | Season: 6-0 | Career: 8-4 |
| Jalen Harris | Season: 0-0 | Career: 1-1 |
| Desi Sills | Season: 1-0 | Career: 1-1 |
| Jimmy Whitt Jr. | Season: 5-1 | Career: 10-8 |
| Jeantal Cylla | Season: 0-0 | Career: 3-8 |

When Top Rebounder Is (Includes Ties)

| | | |
|-----------------|-------------|--------------|
| Mason Jones | Season: 5-3 | Career: 7-5 |
| Adrio Bailey | Season: 4-2 | Career: 6-2 |
| Jimmy Whitt Jr. | Season: 3-2 | Career: 9-11 |
| Reggie Chaney | Season: 3-0 | Career: 5-0 |
| Jeantal Cylla | Season: 0-0 | Career: 0-4 |
| Desi Sills | Season: 1-0 | Career: 1-0 |
| Isaiah Joe | Season: 2-1 | Career: 2-1 |

Months

| | |
|-------------|-----|
| In November | 7-0 |
| In December | 4-1 |
| In January | 4-3 |
| In February | 1-1 |
| In March | 0-0 |

Whitt: 40-Minute Man

- Jimmy Whitt Jr., played a complete game at LSU ... figuratively and literally as he scored a then SEC career-high in points (22) and he played ALL 40 MINUTES VS THE TIGERS.
- Whitt then played all 40 minutes in the win over TCU. Not only did he score 20 points, he completely shutdown TCU's top scorer Desmond Bane by face-guarding him the whole game. Bane was just 3-of-6 and scored just six points.
- Whitt is the first Razorback to play all 40 minutes of a regulation game since Julysses Nobles accomplished the feat versus Louisville (11/17/09).
 - ^ At Georgia Tech, Whitt played 43:47 in an overtime win.
 - ^ At Western Kentucky, Whitt played 43:28 in an overtime loss.
 - ^ At Ole Miss, Whitt played 39:28 in the win
 - ^ At Alabama, Whitt played 39:09 in the win.
 - ^ Vs Auburn, Whitt played 40:21

Just A Minute

- Thanks to 3 overtime games, Jimmy Whitt Jr., Isaiah Joe and Mason Jones rank among the SEC top 7 in minutes played.
 - ^ **Jimmy Whitt Jr.** 23rd NCAA / 2nd SEC **36:49 minutes per game**
 - ^ **Isaiah Joe** 46th NCAA / 3rd SEC **35:53 minutes per game**
 - ^ **Mason Jones** 174th NCAA / 7th SEC **33:42 minutes per game**
- This is not a new phenomenon for Coach Musselman. At Nevada, three players ranked among the Mountain West top 10 in minutes played (each over 34) last season while two players were among the top four in minutes played in 2016-17 and 2017-18.

Hogs Better at FT Line in 2nd Half of Games

- Arkansas has shot above 70 percent at the free throw line 12 times this season - including a season-best 94.4% (17-of-18) at LSU. Arkansas was 22-of-27 at Ole Miss (.815).
- The team has struggled a couple of games recently
 - shooting just 8-of-15 (.533) vs Vandy
 - just 6-of-11 (.545) at Mississippi State
 - missed 14 free throws (28-of-40) in the two-point loss to South Carolina.
 - just 16-of-26 in an 3-point, overtime loss to Auburn
- **HOWEVER, ARKANSAS IS SHOOTING 78.9% (232-294) FROM THE CHARITY STRIPE IN THE SECOND HALF** compared to just 61.4% (105-of-171) in the first half. Leading the second-half surge are:
 - ^ **Jimmy Whitt Jr. - 87.5% | Mason Jones - 85.6% | Desi Sills - 85.0% | Isaiah Joe - 84.9% | Jalen Harris - 83.3%**

3-Ball Streak Continues

- LAST YEAR: Mason Jones made a 3-pointer at 18:43 of the first half at South Carolina (Feb. 9, 2019) to mark the 1,000th-straight game Arkansas made at least one triple.
- Arkansas fans were getting nervous the streak might end versus Texas Southern. The Razorbacks were 0-of-13 from distance in the first half. However, Isaiah Joe opened the second half with a triple and would make six in the period en route to 29 second-half points - 33 total.
- Arkansas ranks fourth-tied on the NCAA active list of teams that have made at least one 3-pointer.
 1. UNLV 1,094 consecutive games (thru 2/5 - next 2/8)
 2. Duke 1,081 consecutive games (thru 2/4 - next 2/8)
 3. **ARKANSAS 1,033 CONSECUTIVE GAMES**
 - Western Kentucky 1,033 consecutive games (thru 2/6 - next 2/8)
- UNLV and Princeton have made a 3-pointer in every game since the NCAA adopted the rule in 1986-87. Kentucky and Vanderbilt are the only other teams to make a 3-pointer in over 1,000 games.
 - ^ The Wildcats' streak ended March 2018 at 1,047 games (0-for-6 vs. Davidson in NCAA first round).
 - ^ **The Commodores' streak ended Jan. 15, 2020 at 1,080 games (0-for-25 vs. Tennessee).**
- The last game Arkansas did not make a 3-pointer was when the Razorbacks went 0-for-2 at Texas on Jan. 07, 1989.

Jones in the Clutch

- Mason Jones banked home a game-winning 3-pointer with 0.1 seconds left on the clock in overtime to lift Arkansas to a 62-61 win at Georgia Tech. Jones has made clutch inside the final seconds on three other occasions - twice to give Arkansas leads and once to secure a win.
 - ^ **In game three last year versus Indiana:** Jones was fouled when getting a defensive rebound with two seconds left. Jones sank the first free throw to put Arkansas up one (73-72) then missed the second on purpose, forcing Indiana to heave a full-court shot as time expired.
 - ^ **On Feb. 2, 2019 at #19 LSU:** Arkansas was down one (89-88) with 2:01 left. Nether team scored until Jones sank a runner in the lane with 22 seconds left for a 90-89 Razorback lead. LSU had three chances to score inside the final 22 seconds, but missed them all.
 - ^ **On Feb. 5, 2019 vs Vanderbilt:** After LSU, Arkansas was in another barn-burner. Keyshawn Embry-Simpson made a 3-pointer with 14 seconds left to put the Hogs up one (67-66). After a turnover by Vandy, Jones was fouled with seven seconds left and he sank both free throws for a 3-point lead (69-66). Vandy missed a long 3-pointer as time expired.
- **Versus Tulsa,** it wasn't as dramatic, but a buzzer-beater none the less. As the buzzer sounded, Jones shot a long 3-pointer at the top of the key. It hit the front of the rim, took a high bounce and went through the net to give Arkansas a 16-point led (50-34) at halftime.
- **In the come-from-behind wins versus Valpo and at Indiana,** Jones sank back-to-back 3-pointers to give the Razorbacks a lead they would not relinquish.
 - ^ vs Valpo: hit a triple at 1:24 to tie game and another with 53 seconds left for a 3-point lead.
 - ^ at Indiana: hit a triple at 2:50 to give Arkansas a 2-point lead and another at 2:04 for a 5-point lead.

Joe Named SEC co-Player of the Week vs Indiana

- Arkansas sophomore Isaiah Joe was selected the SEC Co-Player of the Week after leading the 11-1 Razorbacks to a win at Indiana. Joe shared the honor with Kentucky's Nick Richards.
- Joe scored 24 points and added five rebounds as the Razorbacks claimed their first ever road win at a Big Ten member (now 1-7).
 - ^ Joe played all 20 minutes of the second half and scored 18 points in the period. He helped Arkansas overcome a 38-33 halftime deficit, an 11-point deficit with 16 minutes to play and a 9-point deficit with eight minutes remaining.
 - ^ With Arkansas down 11, Joe scored 15 or Arkansas' final 32 points as the Razorbacks closed the game on a 32-14 run, including a 19-3 run over the final eight minutes.

**MASON JONES:**

• **LEADS SEC IN SCORING • LEAGUE-BEST, 3x SEC PLAYER OF THE WEEK**

• **4TH IN NCAA IN SCORING AMONG NCAA POWER LEAGUES**

Markus Howard (Marquette) • 1st / 27.9 ppg

Myles Powell (Seton Hall) • 9th / 22.0 ppg

• **1 of 2 PLAYERS IN THE NCAA TO AVERAGE**

MASON JONES (ARKANSAS)

DESMOND BANE (TCU)

Luka Garza (Iowa) • 4th / 23.2 ppg

MASON JONES (ARKANSAS) • 15TH / 20.7 PPG

15.0 ppg 6.0 rpg 3.0 apg 1.5 spg

20.7 PPG 6.2 RPG 3.5 APG 1.8 SPG

16.3 ppg 6.1 rpg 3.4 apg 1.6 spg

• **THE ONLY PLAYER IN THE SEC TO LEAD HIS TEAM IN**

- Scoring, Rebounding, Assists and Steals

- Rebounding and Assists

- Rank among the SEC top 20 in scoring (1st) and rebounding (17th) while ranking among the top 11 in steals (5th) and assists (11th). Also 6th in def. rebs • 7th in 3's made • 8th in FT% • 9th in FG%

• **Only SEC players to lead their team in Scoring and Rebounding:**

- Mason Jones (ARK) 20.7 ppg 6.2 rpg

- Reggie Perry (MSU) 17.1 ppg 10.0 rpg

- Kerry Blackshear (UF) 13.9 ppg 8.2 rpg

- Josh Nebo (TX A&M) 11.8 ppg 6.9 rpg

Bruce Pearl - Auburn Head Coach

"How good is Mason Jones? Wow. What a story. He is just a great lesson for young people. It's not where you start. It's where you finish. Bettering yourself. He's as good as there is in the league."

^ First, Joe made three 3-pointers to trim Arkansas' 11-point deficit to two.

^ Later, with Arkansas down nine, Joe hit a turnaround jumper on the right elbow to tie the game, 61-61.

^ Joe sealed the win by going 4-of-4 at the free throw line over the final 27 seconds.

^ Joe recorded his seventh game this season with at least five rebounds.

^ Joe drained six 3-pointers in the game.

Jones: SEC Player Of The Week Episodes I and II (Rice and Tulsa)

• Arkansas junior guard Mason Jones has been named the SEC Player of the Week twice this season.

FIRST: Scored a then career-high 32 points in the season-opening win over Rice. He not only set a career high for points, but he established career highs in field goals made (12), field goals attempted (18) and steals (5). He had seven rebounds (his 3rd-best career total), was 4-of-8 from 3-point range and 4-of-4 from the free throw line.

• The 32 points by Jones were the second-most by a Razorback in a season opener and marked the third, 30-point game in Jones' career. His 17 first-half points nearly matched that of the Rice team (19).

SECOND: Scored a career-high 41 points and added six rebounds, while leading the team in assists (4) and steals (4). He tied career highs by going 12-of-18 from the field (7-of-7 from 2-point range) while going 5-of-11 from 3-point range and 12-of-13 at the free throw line.

• 41 points ties for 6th-most in the NCAA this season and ties for 7th-most in Arkansas history.

• In the first half, Jones scored 20 points, including a long 3-pointer at the buzzer for a 16-point halftime lead. He also had three steals, two assists and a blocked shot.

• In the second half, after Tulsa worked its 16-point deficit to nine (68-59 with 11:49 left), Jones scored 15 straight for the Razorbacks during an 18-5 run to give Arkansas a 22-point lead (86-64) with 6:00 left.

Hogs Hold 1st 2 Opponents to 0-For-32 From "3" Over Span; Other 0-For's

• Did you know, Arkansas' defense forced two opponents to miss a combined 32 consecutive 3-pointers over the first two games? Rice missed its first 3PT attempt, made its next two and **missed its last 22 ...** North Texas **missed its first 10** and finished the game making 2-of-its-last-7.

• In game three, Montana **missed its first 10** (0-of-6 in the first half) and finished the game making 2-of-its-last-6.

• **Over a three-game span** (first half of Rice, all of North Texas and into second half of Montana, **Arkansas held its opponents to 2-of-49 (4.1 percent)** from 3-point range.

• Indiana missed its last six 3-point attempts and Ole Misses missed all five second-half attempts.

RECORD WATCH**Arkansas Career - 3's Made**

| | | | |
|-----|-----|--------------------|-------------------|
| 1. | 366 | Pat Bradley | 1996-99 |
| 2. | 274 | Rotnei Clarke | 2009-11 |
| 3. | 267 | Scotty Thurman | 1993-95 |
| 4. | 237 | Anthlon Bell | 2013-16 |
| 5. | 226 | Todd Day | 1989-92 |
| 6. | 218 | Lee Mayberry | 1989-92 |
| 7. | 185 | ISAIAH JOE | 2019-PRES. |
| 8. | 168 | Jannero Pargo | 2001-02 |
| 9. | 160 | Eric Ferguson | 2003-06 |
| 10. | 155 | Dusty Hannahs | 2016-17 |
| -- | 122 | MASON JONES | 2019-PRES. |

Arkansas Career - 3's Attempted

| | | | |
|-----|-----|--------------------|-------------------|
| 1. | 915 | Pat Bradley | 1996-99 |
| 2. | 653 | Rotnei Clarke | 2009-11 |
| 3. | 642 | Anthlon Bell | 2013-16 |
| 4. | 618 | Scotty Thurman | 1993-95 |
| 5. | 588 | Todd Day | 1989-92 |
| 6. | 514 | Lee Mayberry | 1989-92 |
| 7. | 485 | ISAIAH JOE | 2019-PRES. |
| 8. | 480 | Eric Ferguson | 2003-06 |
| 9. | 452 | Stef Welsh | 2007-10 |
| 10. | 431 | Brandon Dean | 1999-02 |
| -- | 341 | MASON JONES | 2019-PRES. |

Arkansas Career 3's Made SEC GAMES ONLY

| | | | |
|-----|-----|-------------------|-------------------|
| 1. | 366 | Pat Bradley | 1996-99 |
| 2. | 274 | Rotnei Clarke | 2009-11 |
| 3. | 267 | Scotty Thurman | 1993-95 |
| 4. | 237 | Anthlon Bell | 2013-16 |
| 5. | 226 | Todd Day | 1989-92 |
| 6. | 218 | Lee Mayberry | 1989-92 |
| 7. | 168 | Jannero Pargo | 2001-02 |
| 8. | 160 | Eric Ferguson | 2003-06 |
| 9. | 155 | Dusty Hannahs | 2016-17 |
| 10. | 153 | Jonathon Modica | 2003-06 |
| -- | 87 | ISAIAH JOE | 2019-PRES. |

Arkansas Career 3's Att. SEC GAMES ONLY

| | | | |
|-----|-----|-------------------|-------------------|
| 1. | 429 | Pat Bradley | 1996-99 |
| 2. | 336 | Rotnei Clarke | 2009-11 |
| 3. | 326 | Anthlon Bell | 2013-16 |
| 4. | 303 | Scotty Thurman | 1993-95 |
| 5. | 266 | Eric Ferguson | 2003-06 |
| 6. | 263 | Jonathon Modica | 2003-06 |
| 7. | 223 | Brandon Dean | 1999-02 |
| 8. | 222 | ISAIAH JOE | 2019-PRES. |
| 9. | 221 | Jannero Pargo | 2001-02 |
| 10. | 217 | Stef Welsh | 2007-10 |

| | |
|--|---------------|
| Overall: | 126-40 |
| - At Arkansas | 16-6 |
| Home: | 69-8 |
| Away: | 38-22 |
| Neutral: | 19-10 |
| Conference Games: | 58-23 |
| - At Arkansas | 4-5 |
| Home: | 33-8 |
| Away: | 25-15 |
| Against Ranked Teams: | 1-5 |
| - At Arkansas | 0-2 |
| Home: | 0-2 |
| Away: | 0-1 |
| Neutral: | 1-2 |
| Record by Month: | |
| November: | 32-4 |
| December: | 25-8 |
| January: | 28-10 |
| February: | 24-7 |
| March: | 16-11 |
| April: | 1-0 |
| When Leading at Halftime: | 95-5 |
| at Arkansas | 12-1 |
| When Trailing at Halftime: | 29-34 |
| at Arkansas | 4-5 |
| When Tied at Halftime: | 2-1 |
| at Arkansas | 0-0 |
| Out-Rebounding Opp: | 74-10 |
| at Arkansas | 4-0 |
| Being Out-Rebounded: | 45-27 |
| at Arkansas | 12-5 |
| Rebounds Are Even: | 7-2 |
| at Arkansas | 0-1 |
| When Scoring First: | 75-18 |
| at Arkansas | 9-2 |
| When Opponent Scores First: | 51-22 |
| at Arkansas | 7-4 |
| One-Possession Games: | 16-11 |
| at Arkansas | 1-3 |
| Overtime Games: | 7-5 |
| at Arkansas | 1-2 |
| Games Decided by 1-5 Pts or Less: | 28-17 |
| at Arkansas | 4-3 |
| Games Decided by 6-10 Pts: | 29-11 |
| at Arkansas | 4-3 |
| Games Decided by 11-19 Pts: | 36-8 |
| at Arkansas | 3-0 |
| Games Decided by 20-plus Pts: | 33-4 |
| at Arkansas | 5-0 |
| Shooting 50 percent or Better: | 41-1 |
| at Arkansas | 3-0 |
| Shooting Pct. Better Than Opp: | 101-7 |
| at Arkansas | 12-2 |
| Shooting Pct. Worse Than Opp: | 23-32 |
| at Arkansas | 3-4 |
| Shooting Pct. Same as Opp: | 1-1 |
| at Arkansas | 0-0 |
| Out-Scoring Opp Bench: | 59-1 |
| at Arkansas | 6-0 |
| Out-Scored By Opp Bench: | 63-30 |
| at Arkansas | 10-6 |
| Bench Scoring Even: | 4-0 |
| at Arkansas | 0-0 |

MUSSELMAN VERSUS CONFERENCES

| | | | | | |
|-------------------|-----|-----------------|-------|----------------|-----|
| American Athletic | 3-0 | CAA | 1-0 | Ohio Valley | 3-1 |
| American East | 1-0 | C-USA | 2-1 | Pac-12 | 5-1 |
| ACC | 1-0 | Horizon League | 2-0 | Patriot League | 0-0 |
| Atlantic Sun | 0-0 | Ind./Non D1 | 2-0 | SEC | 4-6 |
| Atlantic 10 | 3-0 | Ivy League | 0-0 | SoCon | 0-0 |
| Big East | 0-0 | MAAC | 1-1 | Southland | 0-0 |
| Big Sky | 6-0 | Mid-American | 1-0 | SWAC | 1-0 |
| Big South | 2-0 | MEAC | 0-0 | Summit League | 2-0 |
| Big Ten | 1-0 | Missouri Valley | 6-2 | Sun Belt | 2-0 |
| Big 12 | 2-3 | Mountain West | 60-21 | WCC | 8-2 |
| Big West | 5-2 | Northeast | 0-0 | WAC | 2-0 |

| | |
|------------------------------------|--------------|
| Scoring Below 50 Points: | 0-0 |
| - At Arkansas | 0-0 |
| Home: | 0-0 |
| Away: | 0-0 |
| Neutral: | 0-0 |
| Scoring 50-59 Points: | 0-8 |
| - At Arkansas | 0-0 |
| Home: | 0-1 |
| Away: | 0-5 |
| Neutral: | 0-2 |
| Scoring 60-69 Points: | 14-12 |
| - At Arkansas | 6-1 |
| Home: | 8-3 |
| Away: | 3-6 |
| Neutral: | 3-3 |
| Scoring 70-79 Points: | 43-14 |
| - At Arkansas | 6-3 |
| Home: | 23-3 |
| Away: | 14-8 |
| Neutral: | 6-3 |
| Scoring 80-89 Points: | 44-2 |
| - At Arkansas | 2-0 |
| Home: | 24-0 |
| Away: | 13-1 |
| Neutral: | 7-1 |
| Scoring 90-99 Points: | 17-1 |
| - At Arkansas | 2-0 |
| Home: | 10-0 |
| Away: | 6-1 |
| Neutral: | 1-0 |
| Scoring 100 or More Points: | 8-1 |
| - At Arkansas | 0-0 |
| Home: | 5-0 |
| Away: | 2-1 |
| Neutral: | 1-0 |

| | |
|--|--------------|
| Opponent Scores Below 50 Points: | 5-0 |
| - At Arkansas | 3-0 |
| Home: | 4-0 |
| Away: | 1-0 |
| Neutral: | 0-0 |
| Opponent Scores 50-59 Points: | 22-1 |
| - At Arkansas | 4-0 |
| Home: | 15-1 |
| Away: | 6-0 |
| Neutral: | 1-0 |
| Opponent Scores 60-69 Points: | 50-6 |
| - At Arkansas | 6-0 |
| Home: | 29-0 |
| Away: | 12-2 |
| Neutral: | 9-4 |
| Opponent Scores 70-79 Points: | 35-15 |
| - At Arkansas | 3-3 |
| Home: | 18-4 |
| Away: | 12-9 |
| Neutral: | 5-2 |
| Opponent Scores 80-89 Points: | 13-11 |
| - At Arkansas | 1-0 |
| Home: | 5-2 |
| Away: | 5-8 |
| Neutral: | 3-1 |
| Opponent Scores 90-99 Points: | 1-3 |
| - At Arkansas | 0-0 |
| Home: | 1-2 |
| Away: | 0-0 |
| Neutral: | 0-1 |
| Opponent Scores 100 or More Points: | 1-2 |
| - At Arkansas | 0-0 |
| Home: | 0-0 |
| Away: | 1-2 |
| Neutral: | 0-0 |

MUSSELMAN VERSUS ALL OPPONENTS

| Opponent | Overall | at Nevada | at Arkansas | Last Meeting |
|----------------------|-------------------|-----------|-------------|--------------|
| Air Force | 7-0 | 7-0 | 0-0 | 03/05/19 |
| Akron | 1-0 | 1-0 | 0-0 | 12/22/18 |
| Alabama | 1-0 | 0-0 | 1-0 | 02/01/20 |
| Arizona State | 1-0 | 1-0 | 0-0 | 12/07/18 |
| Arkansas-Little Rock | 1-0 | 1-0 | 0-0 | 11/16/18 |
| Alabama | 0-1 | 0-0 | 0-1 | 02/04/20 |
| Austin Peay | 1-0 | 0-0 | 1-0 | 11/12/19 |
| Boise State | 7-2 | 7-2 | 0-0 | 02/02/19 |
| Bradley | 1-0 | 1-0 | 0-0 | 12/03/16 |
| Buffalo | 1-0 | 1-0 | 0-0 | 11/25/16 |
| BYU | 1-0 | 1-0 | 0-0 | 11/06/18 |
| Cal State Fullerton | 0-1 | 0-1 | 0-0 | 11/28/15 |
| California Baptist | 1-0 | 1-0 | 0-0 | 11/19/18 |
| Cincinnati | 1-0 | 1-0 | 0-0 | 03/18/18 |
| Coastal Carolina | 1-0 | 1-0 | 0-0 | 11/13/15 |
| Colorado State | 7-1 | 7-1 | 0-0 | 02/02/19 |
| Davidson | 1-0 | 1-0 | 0-0 | 11/21/17 |
| Drake | 1-0 | 1-0 | 0-0 | 12/12/15 |
| Eastern Washington | 1-0 | 1-0 | 0-0 | 03/21/16 |
| Florida | 0-1 | 0-1 | 0-0 | 03/21/19 |
| Fresno Pacific | 1-0 | 1-0 | 0-0 | 12/09/15 |
| Fresno State | 6-3 | 6-3 | 0-0 | 02/23/19 |
| Georgia | • First Meeting • | | | |
| Georgia Tech | 1-0 | 0-0 | 1-0 | 11/25/19 |
| Grand Canyon | 1-0 | 1-0 | 0-0 | 12/09/18 |
| Hawaii | 1-1 | 1-1 | 0-0 | 11/24/17 |
| Holy Names | 1-0 | 1-0 | 0-0 | 11/30/15 |
| Idaho | 1-0 | 1-0 | 0-0 | 11/10/17 |
| Illinois State | 1-0 | 1-0 | 0-0 | 11/29/17 |
| Indiana | 1-0 | 0-0 | 1-0 | 12/29/19 |
| Iona | 1-1 | 1-1 | 0-0 | 11/26/16 |
| Iowa State | 0-1 | 0-1 | 0-0 | 03/16/17 |
| Kentucky | 0-1 | 0-0 | 0-1 | 01/19/20 |
| LSU | 0-1 | 0-0 | 0-1 | 01/08/20 |
| Loyola-Chicago | 1-1 | 1-1 | 0-0 | 11/28/18 |
| Loyola Marymount | 1-0 | 1-0 | 0-0 | 11/14/16 |
| Ole Mis | 1-0 | 0-0 | 1-0 | 01/11/20 |
| Mississippi State | 0-1 | 0-0 | 0-1 | 01/22/20 |
| Missouri | • First Meeting • | | | |
| Montana | 2-0 | 1-0 | 1-0 | 11/16/19 |
| Montana State | 1-0 | 1-0 | 0-0 | 11/15/15 |
| Morehead State | 2-1 | 2-1 | 0-0 | 04/01/16 |
| New Mexico | 5-3 | 5-3 | 0-0 | 02/09/19 |

| Opponent | Overall | at Nevada | at Arkansas | Last Meeting |
|--------------------|-------------------|---------------|-------------|--------------|
| North Texas | 1-0 | 0-0 | 1-0 | 11/12/19 |
| Northern Kentucky | 1-0 | 0-0 | 1-0 | 11/30/19 |
| Oakland | 1-0 | 1-0 | 0-0 | 11/23/16 |
| Oregon State | 1-1 | 1-1 | 0-0 | 11/18/16 |
| Pacific | 4-0 | 4-0 | 0-0 | 11/09/18 |
| Portland State | 1-0 | 1-0 | 0-0 | 11/25/15 |
| Radford | 1-0 | 1-0 | 0-0 | 12/17/17 |
| Rhode Island | 1-0 | 1-0 | 0-0 | 11/13/17 |
| Rice | 1-0 | 0-0 | 1-0 | 11/05/19 |
| Saint Mary's | 0-1 | 0-1 | 0-0 | 11/11/16 |
| San Diego State | 3-7 | 3-7 | 0-0 | 03/01/19 |
| San Francisco | 0-1 | 0-1 | 0-0 | 12/23/17 |
| San Jose State | 6-0 | 6-0 | 0-0 | 01/09/19 |
| Santa Clara | 2-0 | 2-0 | 0-0 | 11/15/17 |
| South Carolina | 0-1 | 0-0 | 0-1 | 01/29/20 |
| South Dakota | 1-0 | 0-0 | 1-0 | 11/22/19 |
| South Dakota State | 1-0 | 1-0 | 0-0 | 12/15/18 |
| Southern Cal | 1-0 | 1-0 | 0-0 | 12/01/18 |
| Southern Illinois | 1-0 | 1-0 | 0-0 | 12/22/17 |
| Tennessee | • First Meeting • | | | |
| Texas | 1-0 | 1-0 | 0-0 | 03/16/18 |
| Texas A&M | 1-0 | 0-0 | 1-0 | 01/04/20 |
| TCU | 1-1 | 0-1 | 1-0 | 01/25/20 |
| Texas Southern | 1-0 | 0-0 | 1-0 | 11/19/19 |
| Texas Tech | 0-1 | 0-1 | 0-0 | 12/05/17 |
| Towson | 1-0 | 1-0 | 0-0 | 12/21/16 |
| Tulsa | 2-0 | 1-0 | 1-0 | 12/14/19 |
| UC Davis | 1-0 | 1-0 | 0-0 | 12/19/17 |
| UC Irvine | 2-0 | 2-0 | 0-0 | 12/02/17 |
| UC Santa Barbara | 1-0 | 1-0 | 0-0 | 12/22/16 |
| UMass | 1-0 | 1-0 | 0-0 | 11/23/18 |
| UNLV | 7-2 | 7-2 | 0-0 | 02/27/19 |
| Utah | 1-0 | 1-0 | 0-0 | 12/29/18 |
| Utah State | 7-2 | 7-2 | 0-0 | 03/02/19 |
| Valparaiso | 1-0 | 0-0 | 1-0 | 12/21/19 |
| Vanderbilt | 1-0 | 0-0 | 1-0 | 01/15/20 |
| Vermont | 1-0 | 1-0 | 0-0 | 03/23/16 |
| Washington | 1-0 | 1-0 | 0-0 | 12/11/16 |
| Western Kentucky | 0-1 | 0-0 | 0-1 | 12/07/19 |
| Wichita State | 0-1 | 0-1 | 0-0 | 12/22/15 |
| Wyoming | 5-1 | 5-1 | 0-0 | 02/16/19 |
| Totals | 126-40 | 110-34 | 16-6 | |

BEST WINNING PERCENTAGE among active NCAA Division I head coaches (min 4 yrs)

(stats.NCAA.org/head_coaches • Thru Feb 5 2020)

| | | | | |
|----|------------------------------------|-------------|---------------|---------------|
| 1 | Mark Few, Gonzaga | .828 | 591-123 | 21st yr |
| 2 | Roy Williams, North Carolina | .782 | 881-246 | 32nd yr |
| 3 | John Calipari, Kentucky | .772 | 725-214 | 28th yr |
| 4 | Mike Krzyzewski, Duke | .768 | 1151-347 | 45th yr |
| 5 | Chris Jans, New Mexico State | .768 | 96-29 | 4th yr |
| 6 | Rick Croy, Cal Baptist (2nd in DI) | .766 | 164-50 | 7th yr |
| 7 | Bill Self, Kansas | .766 | 699-214 | 27th yr |
| 8 | ERIC MUSSELMAN, ARKANSAS | .759 | 126-40 | 5th yr |
| 9 | Sean Miller, Arizona | .738 | 399-142 | 16th yr |
| 10 | Steve Forbes, ETSU | .736 | 120-43 | 5th yr |



- Named General Manager of CBA's Rapid City Thrillers at age of 22. The next year, became head coach of the Thrillers at he age of 23, the youngest coach in CBA history.
- From 1990-1997, had 24 players called up to the NBA, the highest number in the league during that span ... The only person in CBA history to coach in five league All-Star Games (1990, 1992, 1993, 1994, 1997)
- The first coach in professional basketball history to win 100 games by the age of 28.
- At the age of 37, named head coach of the Golden State Warriors ... He and his father, Bill, were first father-son combination to both become head coaches in NBA history.
- In 2003, was runner-up to San Antonio's Gregg Popovich for NBA Coach of the Year Award voting (231 points, including 26 first-place votes).
- Only needed 130 games to win his 100th game as a collegiate head coach.

INDIVIDUAL GAME HIGHS:

Most Points:

| | | |
|--------------|----|---|
| at Nevada: | 45 | Jordan Caroline at New Mexico 01/07/17 |
| | 40 | Jordan Caroline at Colorado St 02/06/19 |
| | 37 | D.J. Fenner v UNLV 02/08/17 |
| | 34 | Marqueze Coleman at Hawai'i 11/16/15 |
| | 33 | Caleb Martin at Utah 12/29/18 |
| | 32 | Marcus Marshall at Wyoming 01/14/17 |
| | 32 | Marcus Marshall at Washington 12/11/16 |
| | 32 | Tyron Criswell v E. Washington 03/21/16 |
| at Arkansas: | 41 | Mason Jones vs Tulsa 12/14/19 |
| | 40 | Mason Jones vs Auburn 02/04/20 |
| | 34 | Mason Jones vs South Carolina 01/29/20 |
| | 34 | Isaiah Joe at Ole Miss 01/11/20 |
| | 33 | Isaiah Joe vs Texas Southern 11/19/19 |
| | 32 | Mason Jones vs Rice 11/05/19 |
| | 30 | Mason Jones at Alabama 02/01/20 |
| | 30 | Jimmy Whitt Jr. vs Vanderbilt 01/15/20 |
| SEC Game 40 | | Mason Jones vs Auburn 02/04/20 |

SEC Tourney

NCAA Tourney

Bud Walton: 41 Mason Jones vs Tulsa 12/14/19

Road Game: 34 Isaiah Joe at Ole Miss 01/11/20

Neutral Site: 21 Isaiah Joe vs Valpo 12/21/19

Ranked Opp: 40 Mason Jones vs Auburn 02/04/20

Frosh: --

Soph: 34 Isaiah Joe at Ole Miss 01/11/20

Junior: 41 Mason Jones vs Tulsa 12/14/19

Senior: 30 Jimmy Whitt Jr. vs Vanderbilt 01/15/20

Season Opener: 32 Mason Jones vs Rice 11/05/19

SEC Opener 17 Isaiah Joe & Mason Jones vs TX A&M 01/04/20

Most Field Goals Made:

| | | |
|--------------|----|--|
| at Nevada: | 17 | Jordan Caroline at New Mexico 01/07/17 |
| | 13 | Cody Martin v Utah State 02/17/18 |
| | 12 | Jordan Caroline at UNLV 02/25/17 |
| | 12 | Cameron Oliver v E. Washington 03/21/16 |
| | 12 | D.J. Fenner v UNLV 02/08/17 |
| at Arkansas: | 14 | Jimmy Whitt Jr. vs Vanderbilt 01/15/20 |
| | 12 | Mason Jones vs Auburn 02/04/20 |
| | 12 | Mason Jones vs Tulsa 12/14/19 |
| | 12 | Mason Jones vs Rice 11/05/19 |
| | 11 | Isaiah Joe at Ole Miss 01/11/20 |
| | 11 | Jimmy Whitt Jr. vs South Dakota 11/19/19 |
| | 11 | Jimmy Whitt Jr. at Alabama 02/01/20 |

Most 3-Pointers Made:

| | | |
|--------------|---|---------------------------------------|
| at Nevada: | 8 | Marcus Marshall at UNLV 02/25/17 |
| | 7 | 6x |
| at Arkansas: | 7 | Isaiah Joe at Ole Miss 01/11/20 |
| | 6 | Isaiah Joe at Indiana 12/29/19 |
| | 6 | Isaiah Joe vs Texas Southern 11/19/19 |

Most Free Throws Made:

| | | |
|--------------|----|---|
| at Nevada: | 15 | Marcus Marshall v Boise State 02/22/17 |
| | 15 | Marqueze Coleman v UNLV 01/23/16 |
| | 15 | Marqueze Coleman at Hawai'i 11/16/15 |
| | 14 | Jordan Caroline v Rhode Island 11/13/17 |
| | 14 | Marcus Marshall at Wyoming 01/14/17 |
| at Arkansas: | 15 | Mason Jones vs South Carolina 01/29/20 |
| | 12 | Mason Jones vs Tulsa 12/14/19 |
| | 11 | Mason Jones vs Auburn 02/04/20 |

Most Rebounds:

| | | |
|--------------|----|--|
| at Nevada: | 24 | Cameron Oliver v Fresno State 02/1/16 |
| | 21 | Cameron Oliver at UNLV 02/20/16 |
| | 17 | Cameron Oliver v Colorado State 03/04/17 |
| | 16 | 6x |
| at Arkansas: | 12 | Mason Jones vs South Carolina 01/29/20 |
| | 12 | Jimmy Whitt Jr. at Western Ky 12/07/19 |
| | 11 | Reggie Chaney at Alabama 02/01/20 |
| | 11 | Reggie Chaney vs Northern Ky 11/30/19 |
| | 11 | Adrio Bailey vs Montana 11/16/19 |
| | 10 | Jimmy Whitt Jr. vs TX Southern 11/19/19 |
| SEC Game 12 | | Mason Jones vs South Carolina 01/29/20 |

SEC Tourney

NCAA Tourney

Bud Walton: 12 Mason Jones vs South Carolina 01/29/20

Road Game: 12 Jimmy Whitt Jr. at Western Ky 12/07/19

Neutral Site: 9 Mason Jones vs Valpo 12/21/19

Ranked Opp: 7 Whitt and Bailey vs Auburn 02/04/20

Frosh: -

Soph: 11 (2x) Reggie Chaney vs N. Kentucky & at Alabama

Junior: 12 Mason Jones vs South Carolina 01/29/20

Senior: 12 Jimmy Whitt Jr. at Western Ky 12/07/19

Season Opener: 9 Adrio Bailey vs Rice 11/05/19

SEC Opener 6 Mason Jones vs Texas A&M 01/04/20

Most OFFENSIVE Rebounds:

| | | |
|--------------|----|---------------------------------------|
| at Nevada: | 11 | AJ West at Pacific 11/21/15 |
| | 8 | Cameron Oliver v Fresno State 02/1/16 |
| at Arkansas: | 5 | Reggie Chaney at Alabama 02/01/20 |
| | 5 | Adrio Bailey vs Montana 11/16/19 |

Most DEFENSIVE Rebounds:

| | | |
|--------------|----|--|
| at Nevada: | 16 | Cameron Oliver v Fresno State 02/1/16 |
| | 14 | Cameron Oliver v Colorado State 03/04/17 |
| | 14 | Cameron Oliver at Wyoming 01/14/17 |
| | 13 | Cameron Oliver v Colorado State 03/11/17 |
| | 13 | Cameron Oliver at Air Force 02/15/17 |
| at Arkansas: | 11 | Mason Jones vs South Carolina 01/29/20 |
| | 9 | Jimmy Whitt Jr. at Western Ky 12/07/19 |
| | 9 | Reggie Chaney vs Northern Ky 11/30/19 |
| | 9 | Isaiah Joe at Georgia Tech 11/25/19 |
| | 8 | 2x |

Most Assists:

| | | |
|--------------|----|---|
| at Nevada: | 11 | Cody Martin v BYU 11/06/18 |
| | 11 | Cody Martin v Colorado State 02/25/18 |
| | 11 | Marqueze Coleman v Holy Names 11/30/15 |
| | 10 | Cody Martin v Little Rock 11/16/18 |
| | 10 | Cody Martin v Pacific 11/09/18 |
| | 10 | Marcus Marshall v Colorado State 03/04/17 |
| at Arkansas: | 9 | Mason Jones at Ole Miss 01/11/20 |
| | 8 | Mason Jones vs Vanderbilt 01/15/20 |
| | 7 | Isaiah Joe vs Rice 11/05/19 |

SEC Game 9 Mason Jones at Ole Miss 01/11/20

SEC Tourney

NCAA Tourney

Bud Walton: 8 Mason Jones vs Vanderbilt 01/15/20

Road Game: 9 Mason Jones at Ole Miss 01/11/20

Neutral Site 4 2x

Ranked Opp: 2 3x

Frosh: -

Soph: 7 Isaiah Joe vs Rice 11/05/19

Junior: 9 Mason Jones at Ole Miss 01/11/20

Senior: 5 Jimmy Whitt Jr. vs Rice 11/05/19

Season Opener: 7 Isaiah Joe vs Rice 11/05/19

SEC Opener 5 Jalen Harris vs Texas A&M 01/04/20

Most Steals:

| | | |
|--------------|---|--|
| at Nevada: | 5 | Caleb Martin v California Baptist 11/19/18 |
| | 5 | Jordan Caroline at San Diego St 02/12/17 |
| | 5 | Marqueze Coleman at New Mexico 12/30/15 |
| | 4 | 17 times |
| at Arkansas: | 5 | Mason Jones at Georgia Tech 11/25/19 |
| | 5 | Isaiah Joe vs Texas Southern 11/19/19 |
| | 5 | Mason Jones vs Rice 11/05/19 |
| | 4 | 7x |

SEC Game 4 Jimmy Whitt Jr. at Alabama 02/01/20

4 Desi Sills vs Auburn 02/04/20

SEC Tourney

NCAA Tourney

Bud Walton: 5 Mason Jones vs Rice 11/05/19

Road Game: 5 Mason Jones at Georgia Tech 11/25/19

Neutral Site: 3 Adrio Bailey & Jimmy Whitt vs Valpo 12/21/19

Ranked Opp: 4 Desi Sills vs Auburn 02/04/20

Frosh: -

Soph: 5 Isaiah Joe vs Texas Southern 11/19/19

Junior: 5 Mason Jones (2x)

Senior: 4 2x

Season Opener: 5 Mason Jones vs Rice 11/05/19

SEC Opener 3 Mason Jones vs Texas A&M 01/04/20

Most Blocked Shots:

| | | |
|--------------|---|--|
| at Nevada: | 6 | Cameron Oliver v Morehead State 04/01/16 |
| | 5 | 7x |
| at Arkansas: | 5 | Adrio Bailey vs Valpo 12/21/19 |
| | 5 | Adrio Bailey vs Texas Southern 11/19/19 |
| | 4 | Adrio Bailey at LSU 01/07/20 |
| | 3 | Reggie Chaney at Western Ky 12/07/19 |
| | 3 | Reggie Chaney vs South Dakota 11/22/19 |

SEC Game 4 Adrio Bailey at LSU 01/08/20

SEC Tourney

NCAA Tourney

Bud Walton: 5 Adrio Bailey vs Texas Southern 11/19/19

Road Game: 3 Reggie Chaney at Western Ky 12/07/19

Neutral Site: 5 Adrio Bailey vs Valpo 12/21/19

Ranked Opp

Frosh: -



Soph: 3 Reggie Chaney 2x

Junior: 2 Mason Jones vs Texas Southern 11/19/19

Senior: 5 Adrio Bailey 2x

Season Opener: 1 by 5 players

SEC Opener 1 Adrio Bailey & Jimmy Whitt vs TX A&M 01/04/20

| <div>  2019-20 SEC STANDINGS  </div> | | | | | | | | | | |
|--|-----|------|------|------|---------|------|------|------|---------|------|
| THRU WED - Feb. 5, 2020 | | | | | | | | | | |
| | SEC | PCT. | HOME | AWAY | OVERALL | PCT. | HOME | ROAD | NEUTRAL | STRK |
| 1. LSU | 8-1 | .889 | 5-0 | 3-1 | 17-5 | .773 | 12-1 | 4-2 | 1-2 | L1 |
| 2. Auburn | 7-2 | .778 | 4-0 | 3-2 | 20-2 | .909 | 12-0 | 4-2 | 4-0 | W5 |
| Kentucky | 7-2 | .778 | 5-0 | 2-2 | 17-5 | .773 | 13-1 | 3-2 | 1-2 | W1 |
| 4. Florida | 6-3 | .667 | 4-1 | 2-2 | 14-8 | .636 | 8-3 | 2-4 | 4-1 | W2 |
| 5. Mississippi State | 5-4 | .556 | 4-1 | 1-3 | 14-8 | .636 | 10-2 | 2-4 | 2-2 | L1 |
| South Carolina | 5-4 | .556 | 3-1 | 2-3 | 13-9 | .591 | 8-4 | 5-3 | 0-2 | L1 |
| Tennessee | 5-4 | .556 | 2-2 | 3-2 | 13-9 | .591 | 8-4 | 3-4 | 2-1 | W1 |
| Texas A&M | 5-4 | .556 | 2-2 | 3-2 | 11-10 | .524 | 8-4 | 3-2 | 0-4 | W1 |
| 9. Alabama | 4-5 | .444 | 3-2 | 1-3 | 12-10 | .546 | 8-3 | 2-5 | 2-2 | L3 |
| Arkansas | 4-5 | .44 | 2-3 | 2-2 | 16-6 | .727 | 11-3 | 4-3 | 1-0 | L1 |
| 11. Georgia | 2-7 | .222 | 2-2 | 0-5 | 12-10 | .546 | 10-2 | 1-6 | 1-2 | L1 |
| Ole Miss | 2-7 | .222 | 1-3 | 1-4 | 11-11 | .500 | 8-4 | 1-6 | 2-1 | W1 |
| Missouri | 2-7 | .222 | 2-2 | 0-5 | 10-12 | .455 | 8-3 | 1-7 | 1-2 | L2 |
| 14. Vanderbilt | 1-8 | .111 | 1-4 | 0-4 | 9-13 | .409 | 9-7 | 0-5 | 0-1 | W1 |

| AP (Feb. 3) | | |
|--------------------|-------------|------------|
| 1 Baylor | 19-1 | 1608 |
| 2 Gonzaga | 23-1 | 1567 |
| 3 Kansas | 18-3 | 1472 |
| 4 San Diego State | 23-0 | 1447 |
| 5 Louisville | 19-3 | 1352 |
| 6 Dayton | 20-2 | 1271 |
| 7 Duke | 18-3 | 1242 |
| 8 Florida State | 18-3 | 1188 |
| 9 Maryland | 17-4 | 999 |
| 10 Villanova | 17-4 | 959 |
| 11 AUBURN | 19-2 | 926 |
| 12 Seton Hall | 16-5 | 900 |
| 13 West Virginia | 17-4 | 827 |
| 14 Oregon | 18-5 | 758 |
| 15 KENTUCKY | 16-5 | 660 |
| 16 Michigan State | 16-6 | 624 |
| 17 Iowa | 16-6 | 604 |
| 18 LSU | 17-4 | 572 |
| 19 Butler | 17-5 | 437 |
| 20 Illinois | 16-6 | 373 |
| 21 Creighton | 17-5 | 372 |
| 22 Penn State | 16-5 | 356 |
| 23 Arizona | 15-6 | 164 |
| 24 Colorado | 17-5 | 134 |
| 25 Houston | 17-5 | 85 |

RECEIVING VOTES: Texas Tech 66, Marquette 31, Ohio State 19, **TULSA 19**, Rhode Island 18, Northern Iowa 17, Wichita State 17, BYU 14, Rutgers 12, Stanford 7, Stephen F. Austin 3, Yale 1, Winthrop 1, Michigan 1, Virginia 1, Bowling Green 1.

| COACHES (Feb. 3) | | |
|---------------------------|-------------|------------|
| 1 Baylor | 19-1 | 762 |
| 2 Gonzaga | 23-1 | 750 |
| 3 Kansas | 18-3 | 694 |
| 4 San Diego St. | 23-0 | 690 |
| 5 Louisville | 19-3 | 651 |
| 6 Dayton | 20-2 | 616 |
| 7 Duke | 18-3 | 592 |
| 8 Florida State | 18-3 | 520 |
| 9 Maryland | 17-4 | 492 |
| 10 AUBURN | 19-2 | 452 |
| 11 West Virginia | 17-4 | 421 |
| 12 Villanova | 17-4 | 404 |
| 13 Seton Hall | 16-5 | 392 |
| 14 Oregon | 18-5 | 329 |
| 15 Michigan St | 16-6 | 324 |
| 16 KENTUCKY | 16-5 | 320 |
| 18 LOUISIANA STATE | 17-4 | 245 |
| 19 Penn St. | 16-5 | 197 |
| 20 Butler | 17-5 | 193 |
| 21 Illinois | 16-6 | 171 |
| 22 Creighton | 17-5 | 157 |
| 23 Arizona | 15-6 | 110 |
| 24 Colorado | 17-5 | 83 |
| 25 Houston | 17-5 | 55 |

RECEIVING VOTES: Texas Tech 31, Rutgers 21, Wichita St. 20, Marquette 18, **TULSA 12**, Yale 10, Ohio St. 9, St. Mary's 8, Rhode Island 8, Stanford 4, Northern Iowa 4, Wisconsin 3, Virginia 3, **INDIANA 2**, Brigham Young 2.

| ARKANSAS IN THE RANKINGS | | | |
|--------------------------|-------|-------|-----|
| WEEK | AP | COACH | NET |
| Preseason | -- | -- | N/A |
| Nov. 11 | RV/11 | N/A | N/A |
| Nov. 18 | RV/3 | RV/9 | N/A |
| Nov. 25 | RV/13 | RV/12 | N/A |
| Dec. 2 | RV/17 | RV/8 | N/A |
| Dec. 9 | -- | RV/1 | N/A |
| Dec. 16 | RV/1 | RV/10 | 23 |
| Dec. 23 | -- | RV/2 | 33 |
| Dec. 30 | RV/19 | RV/14 | 26 |
| Jan. 6 | RV/38 | RV/16 | 24 |
| Jan. 13 | RV/65 | RV/44 | 24 |
| Jan. 20 | RV/19 | RV/12 | 32 |
| Jan. 27 | RV/3 | RV/6 | 28 |
| Feb. 3 | -- | -- | 34 |
| Feb. 10 | | | |
| Feb. 17 | | | |
| Feb. 24 | | | |
| Mar. 2 | | | |
| Mar. 9 | | | |
| Mar. 16 | | | |
| FINAL | | | |

| The last time Arkansas was ranked in the AP Poll... | | |
|---|-----|------------------|
| Top 25: | #22 | 01/01/18 |
| Top 15: | #15 | 11/14/00 |
| Top 10: | #6 | 1995 Final Poll |
| Top 5: | #5 | 03/07/95 |
| No. 1: | #1 | '94-95 Preseason |

| Saturday, February 8 | TV | CT |
|----------------------------------|------------|------------------|
| *LSU at Auburn | ESPNU | 11:00 a.m. |
| *Kentucky at Tennessee | CBS | 12:00 p.m. |
| *Texas A&M at South Carolina | SEC | 12:00 p.m. |
| *Florida at Ole Miss | ESPN2 | 1:00 p.m. |
| *ARKANSAS AT MISSOURI | SEC | 2:30 P.M. |
| *Alabama at Georgia | SEC | 5:00 p.m. |
| *Vanderbilt at Mississippi State | SEC | 7:30 p.m. |

| Tuesday, February 11 | | |
|--------------------------------|------------|------------------|
| *Kentucky at Vanderbilt | ESPN | 6:00 p.m. |
| *Mississippi State at Ole Miss | ESPNU | 6:00 p.m. |
| *ARKANSAS AT TENNESSEE | SEC | 6:00 P.M. |
| *Missouri at LSU | SEC | 8:00 p.m. |

| Wednesday, February 12 | | |
|----------------------------|-------|---------|
| *South Carolina at Georgia | SEC | 5:30 pm |
| *Alabama at Auburn | ESPN2 | 6:00 pm |
| *Florida at Texas A&M | SEC | 7:30 pm |

| Saturday, February 15 | | |
|--------------------------------|------------|-----------------|
| *MISS STATE AT ARKANSAS | SEC | 12:00 PM |
| *Ole Miss at Kentucky | ESPN/2/U | 1:00 pm |
| *Georgia at Texas A&M | SEC | 2:30 pm |
| *LSU at Alabama | ESPN/2 | 3:00 pm |
| *Auburn at Missouri | ESPN2 | 5:00 pm |
| *Tennessee at South Carolina | SEC | 5:00 pm |
| *Vanderbilt at Florida | SEC | 7:00 pm |

| Tuesday, February 18 | | |
|-----------------------------|-----------------|------------------|
| *Vanderbilt at Tennessee | SEC | 5:30 p.m. |
| *ARKANSAS AT FLORIDA | ESPN/2/U | 6:00 P.M. |
| *Ole Miss at Missouri | SEC | 8:30 p.m. |
| *Kentucky at LSU | ESPN/2 | 8:00 p.m. |

| Wednesday, February 19 | | |
|-------------------------------|---------|-----------|
| *Auburn at Georgia | ESPN2/U | 6:00 p.m. |
| *Texas A&M at Alabama | SEC | 6:00 p.m. |
| *South Carolina at Miss State | SEC | 8:00 p.m. |

#PROHOGS

38

» Arkansas has had 38 all-time NBA Draft selections from 36 different players in program history.

16

» The Razorbacks have 16 All-Star game appearances by Joe Johnson (7), Sidney Moncrief (5) and Alvin Robertson (4).

12

» Arkansas has 12 first round NBA Draft picks in program history with Sidney Moncrief going No. 5 overall in 1979.

#PROHOGS
Arkansas has had 29 former players go on to play in the NBA and four are currently on active rosters.

| Player | Team | Yrs in NBA | Draft Class |
|------------------|----------|------------|-------------------|
| Patrick Beverley | Clippers | 8th | 2009 - 42nd (LAC) |
| Daryl Macon * | Heat | 2nd | 2018-FA |
| Bobby Portis | Knicks | 5th | 2015 - 22nd (CHI) |
| Daniel Gafford | Bulls | 1st | 2019 - 38th (CHI) |

* - signed two-way contract

| G League | | |
|---------------|----------------|----------|
| Dusty Hannahs | Memphis Hustle | 2nd Year |

Versus 2019-20 Opponents

NON-CONFERENCE

| SCHOOL | GMS PLAYED | SERIES RECORD | H | A | N | LAST MEETING |
|-------------------|------------|------------------------|-------|-------|-----|----------------------------|
| AUSTIN PEAY | 5 | ARKANSAS LEADS, 5-0 | 5-0 | 0-0 | 0-0 | H - W, 69-61 (12/03/19) |
| GEORGIA TECH | 7 | ARKANSAS TRAILS, 2-5 | 0-1 | 1-2 | 1-2 | A - W, 62-61 OT (11/25/19) |
| INDIANA | 5 | ARKANSAS LEADS, 3-2 | 1-0 | 1-2 | 1-0 | A - W, 71-64 (12/22/19) |
| MONTANA | 1 | ARKANSAS LEADS, 1-0 | 1-0 | 0-0 | 0-0 | H - W, 64-46 (11/16/19) |
| NORTH TEXAS | 15 | ARKANSAS LEADS, 15-0 | 9-0 | 1-0 | 5-0 | H - W, 66-43 (11/12/19) |
| NORTHERN KENTUCKY | 1 | ARKANSAS LEADS, 1-0 | 1-0 | 0-0 | 0-0 | H - W, 66-60 (11/30/19) |
| RICE | 144 | ARKANSAS LEADS, 103-41 | 55-11 | 41-29 | 7-1 | H - W, 91-43 (11/05/19) |
| SOUTH DAKOTA | 2 | ARKANSAS LEADS, 2-0 | 1-0 | 1-0 | 0-0 | H - W, 77-56 (11/22/19) |
| TCU | 143 | ARKANSAS LEADS, 105-28 | 55-15 | 46-21 | 4-2 | H - W, 78-67 (01/25/20) |
| TEXAS SOUTHERN | 1 | ARKANSAS LEADS, 7-0 | 5-0 | 0-0 | 2-0 | H - W, 82-51 (11/19/19) |
| TULSA | 61 | ARKANSAS LEADS, 37-24 | 25-8 | 9-15 | 3-1 | H - W, 98-79 (12/14/19) |
| WESTERN KENTUCKY | 8 | SERIES TIED, 4-1 | 0-2 | 0-2 | 4-0 | A - L, 79-86 OT (12/07/19) |
| VALPARAISO | 1 | ARKANSAS LEADS, 1-0 | 0-0 | 0-0 | 1-0 | N - W, 72-68 (12/21/19) |

SOUTHEASTERN CONFERENCE

| SCHOOL | GMS PLAYED | SERIES RECORD | H | A | N | LAST MEETING |
|-------------------|------------|------------------------|-------|-------|------|----------------------------|
| ALABAMA | 63 | ARKANSAS LEADS, 35-28 | 19-6 | 8-20 | 8-2 | A - W, 82-78 (02/01/20) |
| • SEC Only | 53 | Arkansas Leads, 28-25 | | | | |
| AUBURN | 54 | ARKANSAS LEADS, 34-20 | 21-6 | 12-14 | 1-1 | H - L, 76-79 OT (02/04/20) |
| • SEC Only | 53 | Arkansas Leads, 34-19 | | | | |
| FLORIDA | 37 | ARKANSAS TRAILS, 12-25 | 8-7 | 2-13 | 2-5 | N - L, 50-66 (03/14/19) |
| • SEC Only | 37 | Arkansas Trails, 12-25 | | | | |
| GEORGIA | 38 | ARKANSAS LEADS, 23-15 | 11-3 | 6-9 | 6-3 | H - W, 70-60 (01/29/19) |
| • SEC Only | 38 | Arkansas Leads, 23-15 | | | | |
| KENTUCKY | 44 | ARKANSAS TRAILS, 11-33 | 7-8 | 3-15 | 1-10 | H - L, 66-73 (01/18/20) |
| • SEC Only | 39 | Arkansas Trails, 11-28 | | | | |
| LSU | 68 | ARKANSAS LEADS, 36-32 | 19-8 | 12-18 | 5-6 | A - L, 77-79 (01/08/20) |
| • SEC Only | 59 | Arkansas Leads, 32-27 | | | | |
| OLE MISS | 82 | ARKANSAS LEADS, 49-33 | 16-11 | 9-20 | 24-2 | A - W, 76-72 (01/11/20) |
| • SEC Only | 53 | Series Tied, 27-27 | | | | |
| MISSISSIPPI STATE | 63 | ARKANSAS LEADS, 33-30 | 21-7 | 7-22 | 5-1 | A - L, 70-77 (01/22/20) |
| • SEC Only | 54 | Arkansas Leads, 28-26 | | | | |
| MISSOURI | 51 | ARKANSAS LEADS, 27-24 | 16-9 | 10-15 | 1-0 | A - L, 78-79 (02/12/19) |
| • SEC Only | 13 | Arkansas Leads, 8-6 | | | | |
| SOUTH CAROLINA | 35 | ARKANSAS LEADS, 20-15 | 11-5 | 7-8 | 2-2 | H - L, 77-79 (01/29/20) |
| • SEC Only | 35 | Arkansas Leads, 20-15 | | | | |
| TENNESSEE | 41 | ARKANSAS TRAILS, 20-21 | 10-4 | 4-12 | 6-5 | A - L, 87-106 (01/15/19) |
| • SEC Only | 37 | Arkansas Trails, 17-20 | | | | |
| TEXAS A&M | 159 | ARKANSAS LEADS, 103-56 | 58-15 | 38-37 | 7-4 | H - W, 69-59 (01/04/20) |
| • SEC Only | 13 | Arkansas Leads 8-5 | | | | |
| VANDERBILT | 39 | ARKANSAS LEADS, 27-12 | 16-3 | 7-8 | 4-1 | H - W, 75-55 (01/15/20) |
| • SEC Only | 37 | Arkansas Leads 26-11 | | | | |

RAZORBACK SPORTS NETWORK RADIO AFFILIATES

https://tunein.com/radio/Arkansas-Basketball-s308162/?branch_match_id=730822869045812831

| | | | |
|----------------------|---------------------|--------------------|-------------------|
| Batesville (Games) | KWOZ-FM - 103.3 | Glenwood | KHGZ-AM - 670 |
| Camden | KAMD-FM - 97.1 | Hot Springs / Mena | KTTG-FM - 6.3 |
| Crossett | KAGH-FM - 104.9 | Jonesboro | KEGI-FM - 100.5 |
| Crossett | KAGH-AM - AM 800 | Little Rock | KABZ-FM - 103.7 |
| DeQueen | KDQN-FM - 92.1 | Magnolia | KZHE-FM - 100.5 |
| DeWitt | KDEW-FM - 97.3 | Marshall | KBCN-FM - 104.3 |
| El Dorado | KAGL-FM - 93.3 | Mena | KENA-FM - 104.1 |
| Fayetteville | KQSM-FM - 92.1 | Monett, MO | KKBL-FM - 95.9 |
| Fayetteville (Games) | KYNG-AM - AM 1590 | Monticello | KGPO-FM - 99.9 |
| Fayetteville | KAKS-FM - 99.5 | Morrilton | KCON-FM - 99.3 |
| Fayetteville | KUOA-AM - 1290 | Mountain Home | KOMT-FM - 93.5 |
| Fayetteville | KUOA-FM - 95.3 | Ozark | KDYN-FM - 96.7 |
| Fayetteville | KBVA-FM - HD3 106.5 | Ozark | KDYN-AM - AM 1540 |
| Forrest City | KBFC-FM - 93.5 | Searcy | KRZS-FM - 99.1 |
| Fort Smith | KERX-FM - 95.3 | Texarkana | KKTK-AM - 1400 |
| Glenwood | KHGZ-FM - 98.9 | Wynne | KWYN-FM - 92.5 |

ARKANSAS IN THE 2019-20 NCAA/SEC

(Through Games of Feb. 5, 2020)



| TEAM IN THE NCAA/SEC | NCAA | SEC | NO. |
|--|-----------|----------|--------------|
| 3-pt Field Goal Attempts (350 ranked) | 131 | 5 | 513 |
| Assist Turnover Ratio (350 ranked) | 142 | 4 | 1.03 |
| Assists Per Game (350 ranked) | 252 | 10 | 12.2 |
| Blocked Shots Per Game (350 ranked) | 71 | 8 | 4.1 |
| Defensive Rebounds per Game (350 ranked) | 209 | 10 | 25.23 |
| Fewest Fouls (350 ranked) | 242 | 10 | 416 |
| Fewest Turnovers (350 ranked) | 47 | 2 | 261 |
| Field-Goal Percentage (350 ranked) | 137 | 6 | 44.4 |
| Field-Goal Percentage Defense (350 ranked) | 81 | 7 | 40.9 |
| Free Throw Attempts (350 ranked) | 67 | 5 | 475 |
| Free Throws Made (350 ranked) | 68 | 7 | 342 |
| Free-Throw Percentage (350 ranked) | 123 | 7 | 72 |
| Offensive Rebounds Per Game (350 ranked) | 328 | 14 | 7.45 |
| Personal Fouls Per Game (350 ranked) | 271 | 10 | 18.9 |
| Rebound Margin (350 ranked) | 340 | 14 | -5.9 |
| Scoring Defense (350 ranked) | 78 | 4 | 65.3 |
| Scoring Margin (350 ranked) | 44 | 3 | 9.4 |
| Scoring Offense (350 ranked) | 92 | 6 | 74.7 |
| Steals Per Game (350 ranked) | 18 | 1 | 8.8 |
| Three Pt FG Defense (350 ranked) | 1 | 1 | 24.8 |
| Three-Point Field Goals Per Game (350 ranked) | 167 | 4 | 7.4 |
| Three-Point Field-Goal Percentage (350 ranked) | 263 | 7 | 31.8 |
| Total 3-point FGM (350 ranked) | 175 | 4 | 163 |
| Total Assists (350 ranked) | 262 | 10 | 269 |
| Total Blocks (350 ranked) | 76 | 8 | 91 |
| Total Rebounds (350 ranked) | 301 | 14 | 719 |
| Total Rebounds Per Game (350 ranked) | 314 | 14 | 32.68 |
| Total Steals (350 ranked) | 26 | 1 | 193 |
| Turnover Margin (346 ranked) | 5 | 1 | 5.3 |
| Turnovers Forced (350 ranked) | 17 | 1 | 17.14 |
| Turnovers Per Game (350 ranked) | 50 | 2 | 11.9 |
| Won-Lost Percentage (350 ranked) | 46 | 4 | 72.7 |

RAZORBACKS IN THE NCAA/SEC

| PLAYER | NCAA | SEC | NO. |
|---|------------------------|------------|----------|
| 3-pt Field Goal Attempts (250 ranked) | | | |
| Isaiah Joe | 6 | 1 | 212 |
| Mason Jones | 165 | 5 | 132 |
| Assist Turnover Ratio (250 ranked) | | | |
| Mason Jones | 217 | 11 | 3.5 |
| Assists Per Game (249 ranked) | | | |
| Adrio Bailey | 67 | 5 | 1.64 |
| Blocked Shots Per Game (249 ranked) | | | |
| Mason Jones | 161 | 6 | 5.29 |
| Defensive Rebounds per Game (247 ranked) | | | |
| Jimmy Whitt Jr. | 86 | 4 | 51.3 |
| Mason Jones | 199 | 9 | 44.7 |
| Free Throw Attempts (240 ranked) | Mason Jones | 4 | 1 |
| Free Throws Made (249 ranked) | Mason Jones | 2 | 1 |
| Free-Throw Percentage (250 ranked) | Mason Jones | 109 | 8 |
| Minutes Per Game (250 ranked) | Jimmy Whitt Jr. | 23 | 2 |
| | Isaiah Joe | 46 | 3 |
| | Mason Jones | 174 | 7 |
| Points Per Game (250 ranked) | Mason Jones | 15 | 1 |
| | Isaiah Joe | 161 | 7 |
| Steals Per Game (248 ranked) | Mason Jones | 79 | 5 |
| | Isaiah Joe | 158 | 7 |
| | Jimmy Whitt Jr. | 248 | 11 |
| Three-Point Field Goals Per Game (240 ranked) | Isaiah Joe | 4 | 1 |
| | Mason Jones | 179 | 7 |
| Three-Point Field-Goal Percentage (106 ranked) | Isaiah Joe | 100 | 2 |
| Total 3-point FGM (245 ranked) | Isaiah Joe | 12 | 1 |
| | Mason Jones | 215 | 8 |
| Total Assists (245 ranked) | Mason Jones | 245 | 12 |
| Total Blocks (237 ranked) | Adrio Bailey | 64 | 5 |
| Total Field Goal Attempts (245 ranked) | Mason Jones | 156 | 4 |
| | Isaiah Joe | 167 | 5 |
| | Jimmy Whitt Jr. | 223 | 7 |
| Total Field Goals Made (247 ranked) | Jimmy Whitt Jr. | 100 | 2 |
| | Mason Jones | 158 | 7 |
| Total Minutes (250 ranked) | Jimmy Whitt Jr. | 52 | 2 |
| Total Points (250 ranked) | Mason Jones | 41 | 2 |
| Total Steals (236 ranked) | Mason Jones | 86 | 6 |
| | Isaiah Joe | 236 | 10 |
| | Jimmy Whitt Jr. | 236 | 10 |



Hogs Sign Davonte Davis

- Arkansas head coach Eric Musselman announced on Nov. 19 that Davonte Davis, a four-star recruit from Jacksonville, signed a National Letter of Intent with the Razorbacks.
- Davis (6-4, 175) is rated 80th on the ESPN Top 100 while ESPN has him the 18th-best shooting guard, the 18th-best player in the region and the second-best player in the state of Arkansas.
- "Our coaching staff is so excited to announce the signing of Davonte "Devo" Davis," Musselman said. "Devo will bring tremendous toughness and versatility to our Arkansas Razorbacks team. We love Devo's ability to be both a playmaker and a scorer at all three levels. He is an elite free throw attempt player and does a great job finishing through contact. From a defensive perspective, Devo will add a long, athletic defender that can guard multiple positions. He is an exhilarating, exciting point guard that Hog fans will love to watch and teammates will love to play with him."
- In other recruiting services, Davis is 100th on the 247Sports Composite and 16th among point guards. Rivals has him ranked 128th nationally and 29th at his position while 247Sports puts him 139th nationally and 21st among point guards. He is also #3 in the state by 247Sports.
- Davis was named to the 2019 USA TODAY All-Arkansas first team as a junior as he averaged 18.5 points, 5.3 rebounds and six assists per game. He played for Woodz Elite in the Nike EYBL.
- He is a three-time Arkansas Activities Association All-State selection, making the 2019 5A team with Jacksonville HS and the 2A teams in 2017 and 2018 while playing at Jacksonville Lighthouse.
- As a sophomore, Davis averaged 18.4 points, 8 assists, 7 rebounds and 2 steals. As a freshman, Davis averaged 16 points and seven rebounds in leading Lighthouse to conference and regional championships as well as the Class 2A state semifinal.



Austria

Anton Beard UBSC Graz

Canada

Olu Famutimi Guelph

Marvell Waithe London

Chile

Rashad Madden CD Valdivia

China

Courtney Fortson Guangsha L.

Sonny Weems Guangdong ST

ECBL (USA)

Kareem Reed Rowan County

Finland

Dustin Thomas Ura Basket

G League (USA)

Dusty Hannahs Memphis

Germany

Marshawn Powell Hamburg

Greece

Moses Kingsley Peristeri GS

Hungary

Alandise Harris ZTE KK

Anthlon Bell Nidaros Jets

Italy

Jaylen Barford Pesaro

Charles Thomas Basket RAV

Kazakhstan

Coty Clarke Astana

Latvia

Jabril Durham Vostak 65

Philippines

Michael Qualls North Port

Saudi Arabia

Arlando Cook Abha

Slovakia

Delvon Johnson Prievidza

South Korea

JaCorey Williams Mobis Phoebus

Turkey

Darian Townes Samsun

Nolan Richardson Court

- Last March, the University of Arkansas System Board of Trustees unanimously approved a resolution to name the court at Bud Walton Arena for Hall of Fame coach Nolan Richardson.
- The University unveiled Nolan Richardson Court at Bud Walton Arena on October 20 prior to exhibition game with Little Rock. Arkansas won the game 79-64 on the newly-named court.
- Richardson was 389-169 in 17 seasons as Arkansas head coach and set a school record for wins. Among his many honors are NABC and Naismith Coach of the Year (1994), USBWA Most Courageous Award (1995), University of Arkansas Sports Hall of Honor (1996), Arkansas Sports Hall of Fame (1998), College Basketball Hall of Fame (2008) and the Naismith Memorial Basketball Hall of Fame (2014). He was honored with a banner in the rafters of Bud Walton Arena in 2015.
- He led the Razorbacks to 13 NCAA Tournament appearances including six Sweet 16's (1990, 1991, 1993, 1994, 1995, 1996), four Elite Eights (1990, 1991, 1994, 1995), three Final Fours (1990, 1994, 1995) a national runner-up finish (1995) and the 1994 NCAA Championship.
- In Richardson's 22 combined years as a head coach at the collegiate level – at Western Texas Junior College, the University of Tulsa and the University of Arkansas – he compiled a record of 508-206 (.711) and became the only head coach in college basketball history to win a National Junior College Championship, NIT Championship and NCAA Championship.



JEANTAL CYLLA

F • Gr.Sr. • 6-7 • 215
Lake Worth, Fla. || Lake Worth HS.

GENE-tall SILL-uh ... Played one season at UNC Wilmington after beginning his career at Florida Atlantic. In addition to his collegiate experience ... Member of the Haitian National Team.

Received his B.A. in Communication Studies from UNCW in May 2019 ... Is pursuing an M.Ed. in Adult and Lifelong Learning at Arkansas.

2019-20 HIGHLIGHTS:

- Pulled down six boards in the season-opening win over Rice.
- **Scored his 1,000th career point** (in his 101st game) versus South Dakota ... Added season-high seven points, including his first 3-pointer of the season, with four rebounds.
- Got first start as a Razorback vs Northern Kentucky.
- Only played briefly versus Texas A&M, but came through with a big hustle play that led to Desi Sills' 3-pointer as time expired in the first half.
- Had only played 11 minutes over a seven-game span prior to Ole Miss ... However, was the first Razorbacks off the bench versus the Rebels and he played 11 first-half minutes and led the team with grabbed five rebounds.
- Made both is shots, including a 3-pointer, in scoring five points at Mississippi State ... Added two rebounds and an assist ... His layup at 12:07 in the first half was his first made field goal since the South Dakota game on Nov. 22 ... Played 16:42 (had only played 19 minutes the previous 11 games).
- Grabbed four rebounds with an assist and blocked shot in 13 in the win over TCU.

DOUBLE-DOUBLES (3)

2018-19 (Jr. @ UNCW)

| Opp | Pts | Rebs |
|-----------|-----|------|
| at Mercer | 19 | 10 |

2016-17 (So. @ FAU)

| Opp | Pts | Rebs |
|--------|-----|------|
| Webber | 10 | 10 |

2015-16 (Fr. @ FAU)

| Opp | Pts | Rebs |
|------|-----|------|
| UTSA | 24 | 12 |

PERSONAL BESTS


| | |
|--|---|
| POINTS Season: 7 vs South Dakota (11/22/19) Career: 25 at UTEP (01/21/16) | SEC ONLY 5 at Miss State (01/22/20) 5 at Miss State (01/22/20) |
| FG MADE Season: 3 vs South Dakota (11/22/19) Career: 9 at UTEP (01/21/16) | SEC ONLY 2 at Miss State (01/22/20) 2 at Miss State (01/22/20) |
| FG ATTEMPTED Season: 7 (2x) last vs S Dakota (11/22/19) Career: 18 at Hofstra (01/17/19) | SEC ONLY 2 (2x) last at Miss State (01/22/20) 2 (2x) last at Miss State (01/22/20) |
| 3-POINT FG MADE Season: 1 vs South Dakota (11/22/19) Career: 5 (2x) last vs Gardner-Webb (11/24/18) | SEC ONLY 1 at Miss State (01/22/20) 1 at Miss State (01/22/20) |
| 3-PT FG ATTEMPTS Season: 2 vs South Dakota (11/22/19) Career: 8 at Rice (02/18/16) | SEC ONLY 1 at Miss State (01/22/20) 1 at Miss State (01/22/20) |
| FT MADE Season: 1 vs Rice (11/05/19) Career: 9 at Elon (02/21/19) | SEC ONLY 1 at Ole Miss (01/11/20) 1 at Ole Miss (01/11/20) |
| FT ATTEMPTED Season: 4 at Ole Miss (01/11/20) Career: 11 at Ole Miss (01/11/20) | SEC ONLY 4 at Ole Miss (01/11/20) 4 at Ole Miss (01/11/20) |
| REBOUNDS Season: 6 vs Rice (11/05/19) Career: 10 (2x) last at Mercer (12/21/18) | SEC ONLY 5 at Ole Miss (01/11/20) 5 at Ole Miss (01/11/20) |
| ASSISTS Season: -- Career: 3 vs UNC Greensboro (11/13/18) | SEC ONLY 1 at Miss State (01/22/20) 1 at Miss State (01/22/20) |
| STEALS Season: -- Career: 4 vs Webber (12/21/16) | SEC ONLY -- |
| BLOCKED SHOTS Season: 1 (4x) last vs TCU (01/25/20) Career: 2 (6x) last vs JMU (02/02/19) | SEC ONLY -- |
| MINUTES Season: 22 vs Rice (11/05/19) Career: 38 at Ohio State (12/06/16) | SEC ONLY 16:48 at Miss State (01/22/20) 16:48 at Miss State (01/22/20) |

JEANTAL CYLLA 2019-20 GAME STATS

| Opponent | Date | GS | Min | FG | FGA | Pct | 3FG | 3A | Pct | FT | FTA | Pct | O | D | Tot | Avg | PF | FO | A | TO | Blk | Stl | Pts | Avg | |
|---------------------|----------|-----|-----|-----|-----|-------|------|----|-------|------|-----|------|------|---|-----|-----|-----|----|---|----|-----|-----|-----|-----|-----|
| RICE | 11/05/19 | | 21 | 2 | 7 | .286 | 0 | 1 | .000 | 1 | 2 | .500 | 1 | 5 | 6 | 6.0 | 2 | 0 | 0 | 2 | 1 | 0 | 5 | 5.0 | |
| NORTH TEXAS | 11/12/19 | | 18 | 1 | 4 | .250 | 0 | 3 | .000 | 0 | 0 | .000 | 0 | 2 | 2 | 4.0 | 2 | 0 | 0 | 1 | 0 | 0 | 2 | 3.5 | |
| MONTANA | 11/16/19 | | 19 | 0 | 0 | .000 | 0 | 0 | .000 | 0 | 0 | .000 | 1 | 1 | 2 | 3.3 | 2 | 0 | 0 | 3 | 0 | 0 | 0 | 2.3 | |
| TEXAS SOUTHERN | 11/19/19 | | 10 | 1 | 3 | .333 | 0 | 2 | .000 | 0 | 0 | .000 | 0 | 1 | 1 | 2.8 | 1 | 0 | 0 | 0 | 1 | 0 | 2 | 2.3 | |
| SOUTH DAKOTA | 11/22/19 | | 14 | 3 | 7 | .429 | 1 | 2 | .500 | 0 | 0 | .000 | 1 | 3 | 4 | 3.0 | 2 | 0 | 0 | 0 | 1 | 0 | 7 | 3.2 | |
| at Georgia Tech | 11/25/19 | | 8 | 0 | 2 | .000 | 0 | 2 | .000 | 0 | 0 | .000 | 0 | 1 | 1 | 2.7 | 2 | 0 | 0 | 0 | 0 | 0 | 0 | 2.7 | |
| NORTHERN KY | 11/30/19 | * | 6 | 0 | 0 | .000 | 0 | 0 | .000 | 0 | 0 | .000 | 0 | 0 | 0 | 2.3 | 0 | 0 | 0 | 0 | 0 | 0 | 0 | 2.3 | |
| AUSTIN PEAY | 12/03/19 | | 2 | 0 | 1 | .000 | 0 | 0 | .000 | 0 | 0 | .000 | 0 | 0 | 0 | 2.0 | 1 | 0 | 0 | 0 | 0 | 0 | 0 | 2.0 | |
| at Western Kentucky | 12/07/19 | | 0 | 0 | 0 | .000 | 0 | 0 | .000 | 0 | 0 | .000 | 0 | 0 | 0 | 1.8 | 0 | 0 | 0 | 0 | 0 | 0 | 0 | 1.8 | |
| TULSA | 12/14/19 | | 4 | 0 | 0 | .000 | 0 | 0 | .000 | 0 | 0 | .000 | 0 | 0 | 0 | 1.6 | 0 | 0 | 0 | 0 | 0 | 0 | 0 | 1.6 | |
| vs Valparaiso | 12/21/19 | | 4 | 0 | 0 | .000 | 0 | 0 | .000 | 0 | 0 | .000 | 0 | 2 | 2 | 1.6 | 1 | 0 | 0 | 1 | 0 | 0 | 0 | 1.5 | |
| at Indiana | 12/29/19 | DNP | | | | | | | | | | | | | | | | | | | | | | | |
| TEXAS A&M | 01/04/20 | | 1 | 0 | 0 | .000 | 0 | 0 | .000 | 0 | 0 | .000 | 1 | 0 | 1 | 1.6 | 0 | 0 | 0 | 0 | 0 | 0 | 0 | 1.3 | |
| at LSU | 01/08/20 | DNP | | | | | | | | | | | | | | | | | | | | | | | |
| at Ole Miss | 01/11/20 | | 11 | 0 | 2 | .000 | 0 | 0 | .000 | 1 | 4 | .250 | 1 | 4 | 5 | 1.8 | 2 | 0 | 0 | 1 | 0 | 0 | 1 | 1.3 | |
| VANDERBILT | 01/15/20 | | 1 | 0 | 0 | .000 | 0 | 0 | .000 | 0 | 0 | .000 | 0 | 0 | 0 | 1.7 | 0 | 0 | 0 | 1 | 0 | 0 | 0 | 1.2 | |
| KENTUCKY | 01/18/20 | DNP | | | | | | | | | | | | | | | | | | | | | | | |
| at Mississippi St. | 01/22/20 | | 17 | 2 | 2 | 1.000 | 1 | 1 | 1.000 | 0 | 0 | .000 | 0 | 2 | 2 | 1.7 | 2 | 0 | 1 | 0 | 0 | 0 | 5 | 1.5 | |
| TCU | 01/25/20 | | 13 | 0 | 1 | .000 | 0 | 0 | .000 | 0 | 0 | .000 | 1 | 3 | 4 | 1.9 | 1 | 0 | 1 | 2 | 1 | 0 | 0 | 1.4 | |
| SOUTH CAROLINA | 01/29/20 | | 3 | 0 | 2 | .000 | 0 | 1 | .000 | 0 | 0 | .000 | 0 | 0 | 0 | 1.8 | 0 | 0 | 0 | 0 | 0 | 1 | 0 | 1.3 | |
| at Alabama | 02/01/20 | | 1 | 0 | 0 | .000 | 0 | 0 | .000 | 0 | 0 | .000 | 0 | 2 | 2 | 1.8 | 0 | 0 | 0 | 0 | 0 | 0 | 0 | 1.2 | |
| AUBURN | 02/04/20 | | 2 | 0 | 0 | .000 | 0 | 0 | .000 | 0 | 0 | .000 | 0 | 0 | 0 | 1.7 | 1 | 0 | 0 | 0 | 0 | 1 | 0 | 1.2 | |
| Totals | | | 1 | 155 | 9 | 31 | .290 | 2 | 12 | .167 | 2 | 6 | .333 | 6 | 26 | 32 | 1.7 | 19 | 0 | 2 | 11 | 4 | 2 | 22 | 1.2 |

JEANTAL CYLLA CAREER STATISTICS

| Year | GP | GS | Min | Avg | FG | FGA | Pct | 3FG | 3FGA | Pct | FT | FTA | Pct | Off | Def | Tot | Avg | PF | FO | Ast | TO | Blk | Stl | Pts | Avg | |
|------------------------------|-----|----|------|------|-----|-----|------|-----|------|------|-----|-----|------|-----|-----|-----|-----|-----|----|-----|-----|-----|-----|------|------|--|
| 2015-16 (FAU) | 33 | 24 | 870 | 26.4 | 105 | 272 | .386 | 44 | 128 | .344 | 65 | 89 | .730 | 25 | 89 | 114 | 3.5 | 85 | 4 | 16 | 44 | 15 | 17 | 319 | 9.7 | |
| 2016-17 (FAU) | 30 | 30 | 660 | 22.0 | 75 | 196 | .383 | 23 | 87 | .264 | 41 | 56 | .732 | 28 | 70 | 98 | 3.3 | 58 | 0 | 13 | 29 | 10 | 13 | 214 | 7.1 | |
| 2017-18 - REDSHIRTED AT UNCW | | | | | | | | | | | | | | | | | | | | | | | | | | |
| 2018-19 (UNCW) | 33 | 32 | 930 | 28.2 | 156 | 365 | .427 | 33 | 106 | .311 | 106 | 125 | .848 | 48 | 103 | 151 | 4.6 | 86 | 2 | 18 | 46 | 17 | 17 | 451 | 13.7 | |
| 2019-20 (ARK) | 19 | 1 | 155 | 8.2 | 9 | 31 | .290 | 2 | 12 | .167 | 2 | 6 | .333 | 6 | 26 | 32 | 1.7 | 19 | 0 | 2 | 11 | 4 | 2 | 22 | 1.2 | |
| TOTAL | 115 | 87 | 2615 | 22.7 | 345 | 864 | .399 | 102 | 333 | .306 | 214 | 276 | .775 | 107 | 288 | 395 | 3.4 | 248 | 6 | 49 | 130 | 46 | 49 | 1006 | 8.7 | |



1

ISAIAH JOE

G • So. • 6-5 • 167

Fort Smith, Ark. || Fort Smith Northside HS

30-PT GAMES (3)

| | |
|---------------------------|----|
| 12/01/18 • FIU | 34 |
| 11/19/19 • TEXAS SOUTHERN | 33 |
| 01/11/20 • at Ole Miss | 34 |

• 2019-20 Preseason All-SEC (2nd Team Coaches and Media)

- Set Arkansas season record with 113 3's made last season ... **HAS 185, CAREER TREYS, 7TH ON THE SCHOOL'S ALL-TIME TOP 10.**
- SEC PLAYER OF THE WEEK (Dec. 30): 24 pts - 5 rebs / Scored 14 of team's final 32 pts in come-from-behind win at Indiana.**

| | | | | | | | |
|--------------|-------|-----------------|----------------|-------------|------|------------------|----------------|
| • 3PT FGM/GM | 3.60 | 4th NCAA | 1st SEC | • 3PT Made | 72 | 12th NCAA | 1st SEC |
| • 3PT Att | 212 | 6th NCAA | 1st SEC | • 3PT Pct. | .340 | 100th NCAA | 2nd SEC |
| • Minutes/GM | 36:38 | 46th NCAA | 3rd SEC | • Steals/Gm | 1.55 | 158th NCAA | 7th SEC |
| • Points/Gm | 16.0 | 161st NCAA | 7th SEC | | | | |

• Games in double figure points: 44 for career • 16 for 2019-20 ... Games Making 3+ 3's: 34 for career • 14 for 2019-20

- Made at least one 3-pointer in 51 of his 54 career games ... Had a streak of 34 gms with at least 1 trey snapped at Alabama (Feb. 2)

- Had successful right knee arthroscopic debridement surgery prior to Auburn (Feb. 4) due to recurring inflammation

- Has 11 of the team's 27 charges drawn this season ... Led the team with 27 charges drawn last season.

- Second the team with 30 steals and had a team-best 51 last season.

2019-20 HIGHLIGHTS:

- Scored 24 in the season opener versus Rice with a **career-high seven assists**.
- Tied Mason Jones with a team-high 16 points versus North Texas ... Was 4-of-6 from 3-point range, making his last four.
- After a slow start vs Texas Southern, **had 33 points and five steals** - both were one shy of career highs ... In the first half, was 0-of-4 from 3-point range (team was 0-of-13) with four points ... Opened second half with a trey and had 29 points with four steals in the period, making 6-of-9 from 3-point range ... Also was 9-of-11 at the free throw line - both career bests.
- Had a **career-high nine rebounds** and **tied a career-high with six steals** in the win at Georgia Tech ... One of his steals was huge in overtime ... After missing a 3 in the deep right corner, Joe sprinted down the court and intercepted a pass in the lane that would have been an easy layup for Tech.
- Led the team with six rebounds versus Austin Peay.
- Scored eight early points for a 12-5 lead versus Tulsa and finished with 20 points, making 4-of-10 3-pointers.
- Had a team-high 21 points in the win versus Valpo, making 5 3-pointers and grabbing seven rebounds ... In come-from-behind win, scored five inside final 4:14 during 12-2 run with a key steal and assist.
- Named **SEC PLAYER OF THE WEEK** as he scored 24 in the come-from-behind win at Indiana ... Scored 18 in the second half, including 14 of the teams' final 32 to erase an 11-point deficit ... Hit six triples, including three straight to start rally.
- Scored 17 versus Texas A&M ... In fact, he scored 11 as part of a 19-11 run to end the game ... Added five rebounds.
- Tied a career high with 34 points** in the come-from-behind win at Ole Miss ... Scored 26 in the second half (8-10 FG; 5-7 3PT, 5-5 FT) with two keys steals inside the final two minutes ... Also had two blocks, one in the second half that led to a fast-break layup ... Down four with 4:49 to play, Arkansas finished the game on a 12-4 run with Joe scoring eight points with two steals.
- Only scored 5 points on 2-of-13 shooting (1-of-8 3FG) but had an **SEC career-best seven rebounds** with three assists.



ISAIAH JOE 2019-20 GAME STATS

| Opponent | Date | GS | Min | FG | FGA | Pct | 3FG | 3A | Pct | FT | FTA | Pct | O | D | Tot | Avg | PF | FO | A | T | Blk | Stl | Pts | Avg | |
|---------------------|----------|-----|-----|-----|-----|------|------|----|------|------|-----|-------|------|----|-----|-----|-----|----|---|----|-----|-----|-----|------|------|
| RICE | 11/05/19 | * | 32 | 10 | 18 | .556 | 4 | 11 | .364 | 0 | 0 | .000 | 0 | 5 | 5 | 5.0 | 1 | 0 | 7 | 5 | 0 | 0 | 24 | 24.0 | |
| NORTH TEXAS | 11/12/19 | * | 38 | 5 | 9 | .556 | 4 | 6 | .667 | 2 | 2 | 1.000 | 0 | 3 | 3 | 4.0 | 0 | 0 | 2 | 3 | 1 | 3 | 16 | 20.0 | |
| MONTANA | 11/16/19 | * | 37 | 2 | 13 | .154 | 2 | 9 | .222 | 3 | 5 | .600 | 0 | 5 | 5 | 4.3 | 1 | 0 | 2 | 0 | 0 | 0 | 9 | 16.3 | |
| TEXAS SOUTHERN | 11/19/19 | * | 37 | 9 | 20 | .450 | 6 | 13 | .462 | 9 | 11 | .818 | 3 | 1 | 4 | 4.3 | 2 | 0 | 1 | 1 | 0 | 5 | 33 | 20.5 | |
| SOUTH DAKOTA | 11/22/19 | * | 35 | 2 | 10 | .200 | 1 | 6 | .167 | 0 | 0 | .000 | 2 | 3 | 5 | 4.4 | 2 | 0 | 5 | 1 | 0 | 0 | 5 | 17.4 | |
| at Georgia Tech | 11/25/19 | * | 43 | 4 | 15 | .267 | 3 | 11 | .273 | 2 | 2 | 1.000 | 0 | 9 | 9 | 5.2 | 3 | 0 | 1 | 1 | 0 | 6 | 13 | 16.7 | |
| NORTHERN KY | 11/30/19 | * | 39 | 2 | 11 | .182 | 2 | 10 | .200 | 4 | 5 | .800 | 0 | 0 | 0 | 4.4 | 1 | 0 | 4 | 3 | 0 | 0 | 10 | 15.7 | |
| AUSTIN PEAY | 12/03/19 | * | 39 | 4 | 14 | .286 | 3 | 10 | .300 | 5 | 5 | 1.000 | 2 | 4 | 6 | 4.6 | 1 | 0 | 1 | 3 | 0 | 2 | 16 | 15.8 | |
| at Western Kentucky | 12/07/19 | * | 42 | 6 | 15 | .400 | 5 | 14 | .357 | 1 | 3 | .333 | 1 | 3 | 4 | 4.6 | 1 | 0 | 2 | 5 | 1 | 0 | 18 | 16.0 | |
| TULSA | 12/14/19 | * | 28 | 8 | 14 | .571 | 4 | 10 | .400 | 0 | 0 | .000 | 0 | 3 | 3 | 4.4 | 4 | 0 | 1 | 0 | 1 | 3 | 20 | 16.4 | |
| vs Valparaiso | 12/21/19 | * | 38 | 5 | 16 | .313 | 5 | 14 | .357 | 6 | 7 | .857 | 0 | 7 | 7 | 4.6 | 2 | 0 | 1 | 1 | 1 | 1 | 21 | 16.8 | |
| at Indiana | 12/29/19 | * | 39 | 7 | 20 | .350 | 6 | 17 | .353 | 4 | 4 | 1.000 | 1 | 4 | 5 | 4.7 | 0 | 0 | 0 | 2 | 0 | 0 | 24 | 17.4 | |
| TEXAS A&M | 01/04/20 | * | 39 | 6 | 14 | .429 | 5 | 12 | .417 | 0 | 0 | .000 | 1 | 4 | 5 | 4.7 | 2 | 0 | 2 | 1 | 0 | 2 | 17 | 17.4 | |
| at LSU | 01/08/20 | * | 31 | 4 | 13 | .308 | 2 | 9 | .222 | 3 | 4 | .750 | 1 | 2 | 3 | 4.6 | 2 | 0 | 1 | 1 | 0 | 2 | 13 | 17.1 | |
| at Ole Miss | 01/11/20 | * | 39 | 11 | 18 | .611 | 7 | 13 | .538 | 5 | 5 | 1.000 | 0 | 4 | 4 | 4.5 | 0 | 0 | 2 | 2 | 2 | 2 | 34 | 18.2 | |
| VANDERBILT | 01/15/20 | * | 32 | 4 | 12 | .333 | 4 | 11 | .364 | 0 | 0 | .000 | 0 | 4 | 4 | 4.5 | 1 | 0 | 3 | 0 | 0 | 1 | 12 | 17.8 | |
| KENTUCKY | 01/18/20 | * | 37 | 4 | 14 | .286 | 3 | 11 | .273 | 2 | 2 | 1.000 | 2 | 3 | 5 | 4.5 | 2 | 0 | 0 | 1 | 0 | 2 | 13 | 17.5 | |
| at Mississippi St. | 01/22/20 | * | 36 | 2 | 13 | .154 | 1 | 8 | .125 | 0 | 0 | .000 | 0 | 7 | 7 | 4.7 | 4 | 0 | 3 | 3 | 0 | 1 | 5 | 16.8 | |
| TCU | 01/25/20 | DNP | - | Inj | | | | | | | | | | | | | | | | | | | | | |
| SOUTH CAROLINA | 01/29/20 | | 36 | 5 | 16 | .313 | 5 | 14 | .357 | 1 | 2 | .500 | 0 | 1 | 1 | 4.5 | 1 | 0 | 0 | 2 | 0 | 1 | 16 | 16.8 | |
| at Alabama | 02/01/20 | * | 21 | 0 | 3 | .000 | 0 | 3 | .000 | 0 | 0 | .000 | 0 | 1 | 1 | 4.3 | 2 | 0 | 0 | 0 | 0 | 0 | 0 | 16.0 | |
| AUBURN | 02/04/20 | DNP | - | Inj | | | | | | | | | | | | | | | | | | | | | |
| Totals | | | 19 | 718 | 100 | 278 | .360 | 72 | 212 | .340 | 47 | 57 | .825 | 13 | 73 | 86 | 4.3 | 32 | 0 | 38 | 35 | 6 | 30 | 319 | 16.0 |

• PERSONAL BESTS •

| POINTS | SEC ONLY |
|---|--------------------------------------|
| Season: 34 at Ole Miss (01/11/20) | 34 at Ole Miss (01/11/20) |
| Career: 34 (2x) last at Ole Miss (01/11/20) | 34 at Ole Miss (01/11/20) |
| FG MADE | SEC ONLY |
| Season: 11 at Ole Miss (01/11/20) | 11 at Ole Miss (01/11/20) |
| Career: 11 (2x) last at Ole Miss (01/11/20) | 11 at Ole Miss (01/11/20) |
| FG ATTEMPTED | SEC ONLY |
| Season: 20 (2x) last at Indiana (12/29/19) | 18 at Ole Miss (01/11/20) |
| Career: 20 (2x) last at Indiana (12/29/19) | 18 (2x) last at Ole Miss (01/11/20) |
| 3-POINT FG MADE | SEC ONLY |
| Season: 7 at Ole Miss (01/11/20) | 7 at Ole Miss (01/11/20) |
| Career: 10 vs. FIU (12/01/18) | 7 (2x) last at Ole Miss (01/11/20) |
| 3-PT FG ATTEMPTS | SEC ONLY |
| Season: 17 at Indiana (12/29/19) | 14 vs South Carolina (01/29/20) |
| Career: 17 at Indiana (12/29/19) | 14 (2x) last vs USC (01/20/20) |
| FT MADE | SEC ONLY |
| Season: 9 vs TX Southern (11/19/19) | 5 at Ole Miss (01/11/20) |
| Career: 9 vs TX Southern (11/19/19) | 8 vs Texas A&M (02/23/19) |
| FT ATTEMPTED | SEC ONLY |
| Season: 11 vs TX Southern (11/19/19) | 5 at Ole Miss (01/11/20) |
| Career: 11 vs TX Southern (11/19/19) | 9 vs Texas A&M (02/23/19) |
| REBOUNDS | SEC ONLY |
| Season: 9 at Georgia Tech (11/25/19) | 7 at Ole Miss (01/22/20) |
| Career: 9 at Georgia Tech (11/25/19) | 7 at Miss State (01/22/20) |
| ASSISTS | SEC ONLY |
| Season: 7 vs Rice (11/05/19) | 3 (2x) last at Miss State (01/22/20) |
| Career: 7 vs Rice (11/05/19) | 5 vs Vanderbilt (02/05/19) |
| STEALS | SEC ONLY |
| Season: 6 at Georgia Tech (11/25/19) | 2 (4x) last vs Kentucky (01/18/20) |
| Career: 6 (2x) last at Ga Tech (11/25/19) | 6 vs Alabama (03/09/19) |
| BLOCKED SHOTS | SEC ONLY |
| Season: 2 at Ole Miss (01/11/20) | 2 at Ole Miss (01/11/20) |
| Career: 2 (2x) last at Ole Miss (01/11/20) | 2 (2x) last at Ole Miss (01/11/20) |
| MINUTES | SEC ONLY |
| Season: 43:07 at Georgia Tech (11/25/19) | 38:59 vs Texas A&M (01/04/20) |
| Career: 43:07 at Georgia Tech (11/25/19) | 38:59 vs Texas A&M (01/04/20) |

ISAIAH JOE CAREER STATISTICS

| Year | GP | GS | Min | Avg | FG | FGA | Pct | 3FG | 3FGA | Pct | FT | FTA | Pct | Off | Def | Tot | Avg | PF | FO | Ast | TO | Blk | Stl | Pts | Avg |
|---------|----|----|------|------|-----|-----|------|-----|------|------|-----|-----|------|-----|-----|-----|-----|----|----|-----|----|-----|-----|-----|------|
| 2018-19 | 34 | 34 | 1024 | 30.1 | 148 | 358 | .413 | 113 | 273 | .414 | 62 | 82 | .756 | 21 | 73 | 94 | 2.8 | 64 | 0 | 58 | 42 | 5 | 51 | 471 | 13.9 |
| 2019-20 | 20 | 19 | 718 | 35.9 | 100 | 278 | .360 | 72 | 212 | .340 | 47 | 57 | .825 | 13 | 73 | 86 | 4.3 | 32 | 0 | 38 | 35 | 6 | 30 | 319 | 16.0 |
| TOTAL | 54 | 53 | 1742 | 32.3 | 248 | 636 | .390 | 185 | 485 | .381 | 109 | 139 | .784 | 34 | 146 | 180 | 3.3 | 96 | 0 | 96 | 77 | 11 | 81 | 790 | 14.6 |

2

ADRIO BAILEY

F • Sr. • 6-6 • 217

Clarence, La. || Lakeview HS

DOUBLE-DOUBLES (1)

11/16/19 • Montana 12 pts 11 reb

• Represents Arkansas on the SEC Men's Basketball Leadership Council and member of the Arkansas Student-Athlete Advisory Committee ... **Named to the 2019 SEC Community Service Team.**

• Total Blocks 36 64th NCAA 5th SEC • Blocks/Gm 1.64 67th NCAA 5th SEC

• Has at least one blocked shot in 20-of-22 games this season and at least one steal 14 times.

• **Leads the team in deflections with 103 deflections (9 vs Valpo & Auburn / 8 vs South Dakota & @ LSU)**

• Made 2-of-3 from 3-point range vs Valpo ... Entered the game with two triples for the year and four for his career.

• Was 2-of-12 from 3-point range last season (and career) ... Is 7-of-19 (.368) from deep this season.

• For his career in SEC play, has made four 3-pointers – at LSU 2019, at LSU 2020, vs Kentucky 2020 and vs Auburn 2020

2019-20 HIGHLIGHTS:

- Pulled down a **then career-high** nine rebounds and tied **then career-high** with three steals versus Rice.
- Had a **career-high four steals** versus North Texas.
- Recorded **first career double-double** with 12 points and **career-high 11 rebounds** in the win over Montana.
- Accounted for five of Arkansas' five blocked shots vs. Texas Southern ... The five rejections **tied a career high.**
- Tied a career-high with three assists at Georgia Tech.
- For the four games of the Collegiate Hoops Roadshow, averaged 6.8 points and 5.3 rebounds ... Led the team with seven blocked shots and hit two free throws with 11 seconds left versus Northern Kentucky to put the Hogs up four and seal the win.
- Perhaps best overall career game vs Valpo ... Scored 10 points, making 2-of-3 from 3-pt range ... Had five rebounds, three steals and nine deflections ... **Tied a career high with five blocked shots**, including a one to secure the win with 43 seconds left.
- Had another great all-around game in playing a season-high 32:54 minutes at Indiana ... Only scored three points, but had a team-best eight rebounds and team-best six deflections with a steal and two blocked shots ... Held big man Trayce Jackson-Davis, who scored 20 points, to just four second-half points Jackson-Davis and he did not attempt a field goal the final nine minutes of the game ... **"Give them credit to for the adjustment. They had No. 33 (Whitt Jr.) on me in the first half. They switched to No. 2 (Bailey). He was a lot bigger and stronger. It was a good adjustment," Jackson-Davis said.**
- Had four blocked shots at LSU and played over 30 minutes – both career-highs in SEC play
- Versus Kentucky, registered three steals and two blocked shots with five rebounds and an early 3-pointer.
- Bounced backs from a tough outing at Alabama (0 pts, 1 reb) to have **his best game versus SEC competition vs Auburn** ... Had **SEC career highs in points (11), rebounds (7) and minutes (34:57)** with an assist, blocked shot and two steals.

ADRIO BAILEY 2019-20 GAME STATS

| Opponent | Date | GS | Min | FG | FGA | Pct | 3FG | 3A | Pct | FT | FTA | Pct | O | D | Tot | Avg | PF | FO | A | TO | Blk | Stl | Pts | Avg | |
|---------------------|----------|----|-----|-----|-----|------|------|----|------|------|-----|-------|------|-----|-----|-----|-----|----|---|----|-----|-----|-----|-----|-----|
| RICE | 11/05/19 | * | 21 | 4 | 7 | .571 | 0 | 0 | .000 | 0 | 0 | .000 | 2 | 7 | 9 | 9.0 | 3 | 0 | 1 | 3 | 1 | 3 | 8 | 8.0 | |
| NORTH TEXAS | 11/12/19 | * | 28 | 3 | 4 | .750 | 1 | 2 | .500 | 1 | 2 | .500 | 2 | 3 | 5 | 7.0 | 1 | 0 | 0 | 1 | 1 | 4 | 8 | 8.0 | |
| MONTANA | 11/16/19 | * | 31 | 4 | 7 | .571 | 0 | 1 | .000 | 4 | 6 | .667 | 5 | 6 | 11 | 8.3 | 4 | 0 | 1 | 1 | 1 | 0 | 12 | 9.3 | |
| TEXAS SOUTHERN | 11/19/19 | * | 17 | 2 | 6 | .333 | 0 | 1 | .000 | 0 | 0 | .000 | 1 | 3 | 4 | 7.3 | 3 | 0 | 3 | 0 | 5 | 1 | 4 | 8.0 | |
| SOUTH DAKOTA | 11/22/19 | * | 21 | 3 | 7 | .429 | 1 | 11 | .000 | 0 | 0 | .000 | 0 | 3 | 3 | 6.4 | 4 | 0 | 0 | 1 | 1 | 3 | 7 | 7.8 | |
| at Georgia Tech | 11/25/19 | * | 32 | 3 | 5 | .600 | 0 | 0 | .000 | 2 | 2 | 1.000 | 0 | 2 | 2 | 5.7 | 3 | 0 | 3 | 3 | 1 | 2 | 8 | 7.8 | |
| NORTHERN KY | 11/30/19 | * | 19 | 1 | 5 | .200 | 0 | 1 | .000 | 2 | 3 | .667 | 1 | 2 | 3 | 5.3 | 0 | 0 | 1 | 3 | 0 | 1 | 4 | 7.3 | |
| AUSTIN PEAY | 12/03/19 | * | 18 | 1 | 11 | .000 | 0 | 0 | .000 | 2 | 2 | 1.000 | 0 | 2 | 2 | 4.9 | 2 | 0 | 2 | 0 | 2 | 2 | 4 | 6.9 | |
| at Western Kentucky | 12/07/19 | * | 30 | 3 | 6 | .500 | 0 | 1 | .000 | 1 | 2 | .500 | 2 | 2 | 4 | 4.8 | 4 | 0 | 0 | 0 | 1 | 0 | 7 | 6.9 | |
| TULSA | 12/14/19 | * | 19 | 3 | 5 | .600 | 0 | 0 | .000 | 2 | 4 | .500 | 1 | 2 | 3 | 4.6 | 3 | 0 | 0 | 2 | 2 | 2 | 8 | 7.0 | |
| vs Valparaiso | 12/21/19 | * | 27 | 3 | 5 | .600 | 2 | 3 | .667 | 2 | 5 | .400 | 1 | 4 | 5 | 4.6 | 1 | 0 | 0 | 1 | 5 | 3 | 10 | 7.3 | |
| at Indiana | 12/29/19 | * | 32 | 1 | 6 | .167 | 0 | 0 | .000 | 1 | 2 | .500 | 3 | 5 | 8 | 4.9 | 2 | 0 | 0 | 1 | 2 | 1 | 3 | 6.9 | |
| TEXAS A&M | 01/04/20 | * | 18 | 1 | 2 | .500 | 0 | 0 | .000 | 0 | 0 | .000 | 0 | 1 | 1 | 4.6 | 4 | 0 | 0 | 1 | 1 | 0 | 2 | 6.5 | |
| at LSU | 01/08/20 | * | 29 | 3 | 5 | .600 | 1 | 2 | .500 | 1 | 1 | 1.000 | 1 | 6 | 7 | 4.8 | 4 | 0 | 0 | 1 | 4 | 1 | 8 | 6.6 | |
| at Ole Miss | 01/11/20 | * | 25 | 3 | 6 | .500 | 0 | 1 | .000 | 2 | 2 | 1.000 | 0 | 5 | 5 | 4.8 | 4 | 0 | 1 | 0 | 2 | 0 | 8 | 6.7 | |
| VANDERBILT | 01/15/20 | * | 18 | 0 | 3 | .000 | 0 | 0 | .000 | 3 | 7 | .429 | 1 | 4 | 5 | 4.8 | 5 | 1 | 0 | 1 | 1 | 0 | 3 | 6.5 | |
| KENTUCKY | 01/18/20 | * | 24 | 2 | 5 | .400 | 1 | 3 | .333 | 1 | 6 | .167 | 1 | 4 | 5 | 4.8 | 3 | 0 | 2 | 0 | 2 | 3 | 6 | 6.5 | |
| at Mississippi St. | 01/22/20 | * | 20 | 3 | 5 | .600 | 0 | 1 | .000 | 0 | 2 | .000 | 1 | 3 | 4 | 4.8 | 4 | 0 | 0 | 1 | 1 | 0 | 6 | 6.4 | |
| TCU | 01/25/20 | * | 34 | 3 | 5 | .600 | 0 | 0 | .000 | 1 | 1 | 1.000 | 2 | 4 | 6 | 4.8 | 4 | 0 | 0 | 1 | 1 | 1 | 7 | 6.5 | |
| SOUTH CAROLINA | 01/29/20 | * | 13 | 2 | 4 | .500 | 0 | 0 | .000 | 0 | 0 | .000 | 0 | 2 | 2 | 4.7 | 4 | 0 | 0 | 3 | 1 | 0 | 4 | 6.4 | |
| at Alabama | 02/01/20 | * | 6 | 0 | 3 | .000 | 0 | 0 | .000 | 0 | 0 | .000 | 1 | 0 | 1 | 4.5 | 0 | 0 | 0 | 1 | 0 | 0 | 0 | 6.0 | |
| AUBURN | 02/04/20 | * | 35 | 5 | 6 | .833 | 1 | 2 | .500 | 0 | 2 | .000 | 1 | 6 | 7 | 4.6 | 4 | 0 | 1 | 1 | 1 | 2 | 11 | 6.3 | |
| Totals | | | 21 | 517 | 53 | 108 | .491 | 7 | 19 | .368 | 25 | 49 | .510 | 126 | 76 | 102 | 4.6 | 66 | 1 | 15 | 26 | 36 | 29 | 138 | 6.3 |

ADRIO BAILEY CAREER STATISTICS

| Year | GP | GS | Min | Avg | FG | FGA | Pct | 3FG | 3FGA | Pct | FT | FTA | Pct | Off | Def | Tot | Avg | PF | FO | Ast | TO | Blk | Stl | Pts | Avg |
|---------|-----|----|------|------|-----|-----|------|-----|------|------|----|-----|------|-----|-----|-----|-----|-----|----|-----|----|-----|-----|-----|-----|
| 2016-17 | 27 | 2 | 200 | 7.4 | 22 | 39 | .564 | 0 | 0 | .000 | 6 | 19 | .316 | 13 | 22 | 35 | 1.3 | 29 | 0 | 7 | 11 | 7 | 14 | 50 | 1.9 |
| 2017-18 | 31 | 16 | 439 | 14.2 | 53 | 98 | .541 | 0 | 0 | .000 | 20 | 33 | .606 | 29 | 50 | 79 | 2.5 | 59 | 1 | 17 | 18 | 23 | 15 | 126 | 4.1 |
| 2018-19 | 34 | 26 | 634 | 18.6 | 76 | 171 | .444 | 2 | 12 | .167 | 36 | 57 | .632 | 27 | 74 | 101 | 3.0 | 89 | 2 | 25 | 27 | 25 | 25 | 190 | 5.6 |
| 2019-20 | 22 | 21 | 517 | 23.5 | 53 | 108 | .491 | 7 | 19 | .368 | 25 | 49 | .510 | 26 | 76 | 102 | 4.6 | 66 | 1 | 15 | 26 | 36 | 29 | 138 | 6.3 |
| TOTAL | 114 | 65 | 1790 | 15.7 | 204 | 416 | .490 | 9 | 31 | .290 | 87 | 158 | .551 | 95 | 222 | 317 | 2.8 | 243 | 4 | 64 | 82 | 91 | 83 | 504 | 4.4 |

• PERSONAL BESTS •

| POINTS | SEC ONLY |
|--|--------------------------------------|
| Season: 12 vs Montana (11/16/19) | 11 vs Auburn (02/04/20) |
| Career: 20 vs UC Davis (11/12/18) | 11 vs Auburn (02/04/20) |
| FG MADE | SEC ONLY |
| Season: 5 vs Auburn (02/04/20) | 5 vs Auburn (02/04/20) |
| Career: 7 (2x) last vs. Samford (11/10/17) | 5 (2x) last vs Auburn (02/04/20) |
| FG ATTEMPTED | SEC ONLY |
| Season: 7 (2x) last vs Montana (11/16/19) | 6 (2x) last vs Auburn (02/04/20) |
| Season: 9 at Tennessee (01/15/19) | 9 at Tennessee (01/15/19) |
| 3-POINT FG MADE | SEC ONLY |
| Season: 2 vs Valpo (12/21/19) | 1 (3x) last vs Auburn (02/04/20) |
| Career: 2 vs Valpo (12/21/19) | 1 (4x) last vs Auburn (02/04/20) |
| 3-PT FG ATTEMPTS | SEC ONLY |
| Season: 3 (2x) last vs Kentucky (01/18/20) | 3 vs Kentucky (01/18/20) |
| Career: 3 (2x) last vs Kentucky (01/18/20) | 3 vs Kentucky (01/18/20) |
| FT MADE | SEC ONLY |
| Season: 4 vs Montana (11/16/19) | 3 vs Vanderbilt (01/15/20) |
| Career: 9 vs UC Davis (11/12/18) | 3 (2x) last vs Vanderbilt (01/15/20) |
| FT ATTEMPTED | SEC ONLY |
| Season: 6 (2x) last vs Kentucky (01/18/20) | 7 vs Vanderbilt (01/15/20) |
| Career: 11 vs UC Davis (11/12/18) | 7 vs Vanderbilt (01/15/20) |
| REBOUNDS | SEC ONLY |
| Season: 11 vs Montana (11/16/19) | 7 vs Auburn (02/04/20) |
| Career: 11 vs Montana (11/16/19) | 7 vs Auburn (02/04/20) |
| ASSISTS | SEC ONLY |
| Season: 3 at Georgia Tech (11/25/19) | 2 vs Kentucky (01/18/20) |
| Career: 3 (4x), last at Ga Tech (11/25/19) | 3 (3x), last vs. LSU (01/12/19) |
| STEALS | SEC ONLY |
| Season: 4 vs North Texas (11/12/19) | 3 vs Kentucky (01/18/20) |
| Career: 4 vs North Texas (11/12/19) | 3 (2x) last vs Kentucky (01/18/20) |
| BLOCKED SHOTS | SEC ONLY |
| Season: 5 (2x) last vs Valpo (12/21/19) | 4 at LSU (01/08/20) |
| Career: 5 (3x) last vs Valpo (12/21/19) | 4 at LSU (01/08/20) |
| MINUTES | SEC ONLY |
| Season: 34:57 vs Auburn (02/04/20) | 34:57 vs Auburn (02/04/20) |
| Career: 35:00 vs Texas (11/09/18) | 34:57 vs Auburn (02/04/20) |



3

DESI SILLS

G • So. • 6-1 • 196

Jonesboro, Ark. || Jonesboro HS

- Although he did not have enough attempts to qualify for NCAA/SEC last season, led the team in 3PT% (.460).
- Despite shooting 26.4% from 3-pt for the season, Sils is shooting a team-best 43.5% from deep over the last 7 gms.

| | | | | | |
|-----------------------------------|---------------|-----------------|---------------------|-------------------|----------------------|
| SILLS WITH ISAIAH JOE OUT: | TCU | 18 pts | 7-8 FG | 3-3 3PT | 2 steals |
| | Auburn | 16 pts | 4-10 FG | 4-6 3PT | 4 steals |
| | TOTAL | 16.0 ppg | 11-18 (.611) | 7-9 (.778) | 3.0 steals/gm |

- Named **Collegiate Hoops Roadshow All-Tournament** ... Scored 17 points in the finale versus Northern Kentucky and had five steals over the four games.

2019-20 HIGHLIGHTS:

- Tied for the team lead with six rebounds versus North Texas ... Added his **first career blocked shot**.
- Scored 10 points, including eight in the first half, vs. Texas Southern.
- Pumped in 11 points at Georgia Tech, including three shots at the rim over one of the nation's top shot blockers James Banks III (who was leading the NCAA with 5.67 blocks/game) ... Led team with season-high four assists while grabbing four rebounds.
- Led the team for the first time in his career in scoring as he pumped in a **career-high 20 points** at Western Kentucky ... Was 7-of-11 from the field, making three 3's ... **Scored 18 of his 20 in the second half** (6-of-6 from the field, 3-of-3 from 3PT and 3-of-3 at the free throw line).
- Left the Valpo game in the first half with a bruised knee ... Had five rebounds in 18:50 minutes, one shy of a career high.
- Scored 10 at Indiana, hitting a key trey late in the game to get the Hogs to within two (61-59) ... Added five rebounds.
- Scored 13 versus Texas A&M - 11 in the first half ... Added four rebounds and two steals ... Hit a trey as time expired in the first half ... Singled out by Aggie head coach Buzz Williams for his "pesky" play.
- Scored nine in playing a regulation career-high 35:23 at Ole Miss ... Converted an old-fashion 3-point play with 7:11 left to get Arkansas to within six (62-56) ... Hit a hot in the lane with 3:56 left to tied the game (68-68) ... Drew seven fouls in the game.
- Grabbed a **career-high seven rebounds** versus Vanderbilt, adding 13 points, two assists and two steals.
- With Isaiah Joe out with an injury, had **best game this season versus TCU** ... Scored 18 points in his first game coming off the bench this season ... Was 7-of-8 from the field, including 3-of-3 from 3-point range ... Added two steals ... Was team's Player of the Game.
- Had a sneaky really good game at Alabama, playing an SEC career-high 39:07 minutes and tying a career-high with three steals ... Only scored seven points, but the were all big ... Down 12-0, he got Arkansas on the board with a layup at 16:34 ... Drained a 3-pointer at 7:41 to Arkansas to within one, 22-21 at 7:41 ... Got a steal that led to two made free throws for a six-point lead (30-24 at 4:22) ... In the second half, had a steal at 13:46 and one at 9:01 as Arkansas would go up seven (64-57).
- Stepped up big again with Isaiah Joe's absence ... Had **best career SEC game versus Auburn** ... 14 points, making career-high four 3's with a career-high four steals while playing a career-high 40:50.

DESI SILLS 2019-20 GAME STATS

| Opponent | Date | GS | Min | FG | FGA | Pct | 3FG | 3A | Pct | FT | FTA | Pct | O | D | Tot | Avg | PF | FO | A | T | Blk | Stl | Pts | Avg | |
|---------------------|----------|----|-----|-----|-----|------|------|----|-------|------|-----|-------|------|----|-----|-----|-----|----|---|----|-----|-----|-----|------|-----|
| RICE | 11/05/19 | * | 29 | 4 | 8 | .500 | 0 | 3 | .000 | 0 | 0 | .000 | 0 | 1 | 1 | 1.0 | 3 | 0 | 2 | 3 | 0 | 1 | 8 | 8.0 | |
| NORTH TEXAS | 11/12/19 | * | 34 | 3 | 8 | .375 | 0 | 4 | .000 | 3 | 5 | .600 | 0 | 6 | 6 | 3.5 | 2 | 0 | 1 | 2 | 1 | 1 | 9 | 8.5 | |
| MONTANA | 11/16/19 | * | 25 | 2 | 8 | .250 | 0 | 4 | .000 | 1 | 2 | .500 | 1 | 2 | 3 | 3.3 | 4 | 0 | 0 | 3 | 0 | 2 | 5 | 7.3 | |
| TEXAS SOUTHERN | 11/19/19 | * | 30 | 4 | 15 | .267 | 0 | 5 | .000 | 2 | 2 | 1.000 | 2 | 0 | 2 | 3.0 | 2 | 0 | 2 | 1 | 0 | 1 | 10 | 8.0 | |
| SOUTH DAKOTA | 11/22/19 | * | 24 | 2 | 8 | .250 | 1 | 6 | .167 | 1 | 1 | 1.000 | 0 | 4 | 4 | 3.2 | 2 | 0 | 1 | 3 | 0 | 0 | 6 | 7.6 | |
| at Georgia Tech | 11/25/19 | * | 39 | 5 | 9 | .556 | 1 | 3 | .333 | 0 | 0 | .000 | 2 | 2 | 4 | 3.3 | 4 | 0 | 4 | 2 | 0 | 1 | 11 | 8.2 | |
| NORTHERN KY | 11/30/19 | * | 39 | 7 | 15 | .467 | 0 | 5 | .000 | 3 | 5 | .600 | 0 | 4 | 4 | 3.4 | 3 | 0 | 1 | 2 | 1 | 2 | 17 | 9.4 | |
| AUSTIN PEAY | 12/03/19 | * | 24 | 3 | 6 | .500 | 2 | 5 | .400 | 0 | 0 | .000 | 0 | 1 | 1 | 3.1 | 4 | 0 | 1 | 1 | 0 | 2 | 8 | 9.3 | |
| at Western Kentucky | 12/07/19 | * | 36 | 7 | 11 | .636 | 3 | 7 | .429 | 3 | 3 | 1.000 | 0 | 1 | 1 | 2.9 | 4 | 0 | 0 | 3 | 0 | 2 | 20 | 10.4 | |
| TULSA | 12/14/19 | * | 30 | 3 | 10 | .300 | 2 | 8 | .250 | 1 | 4 | .250 | 0 | 0 | 0 | 2.6 | 2 | 0 | 3 | 1 | 1 | 0 | 9 | 10.3 | |
| vs Valparaiso | 12/21/19 | * | 20 | 1 | 4 | .250 | 1 | 3 | .333 | 1 | 2 | .500 | 1 | 4 | 5 | 2.8 | 0 | 0 | 0 | 1 | 1 | 1 | 4 | 9.7 | |
| at Indiana | 12/29/19 | * | 31 | 3 | 9 | .333 | 2 | 4 | .500 | 2 | 2 | 1.000 | 0 | 5 | 5 | 3.0 | 5 | 1 | 1 | 0 | 0 | 1 | 10 | 9.8 | |
| TEXAS A&M | 01/04/20 | * | 30 | 4 | 9 | .444 | 1 | 4 | .250 | 4 | 6 | .667 | 1 | 3 | 4 | 3.1 | 3 | 0 | 1 | 0 | 0 | 2 | 13 | 10.0 | |
| at LSU | 01/08/20 | * | 32 | 2 | 7 | .286 | 1 | 6 | .167 | 3 | 3 | 1.000 | 1 | 1 | 2 | 3.0 | 1 | 0 | 1 | 1 | 0 | 1 | 8 | 9.9 | |
| at Ole Miss | 01/11/20 | * | 33 | 4 | 8 | .500 | 0 | 1 | .000 | 1 | 2 | .500 | 1 | 2 | 3 | 3.0 | 2 | 0 | 0 | 0 | 0 | 0 | 9 | 9.8 | |
| VANDERBILT | 01/15/20 | * | 36 | 6 | 9 | .667 | 1 | 2 | .500 | 0 | 0 | .000 | 0 | 7 | 7 | 3.3 | 3 | 0 | 2 | 0 | 0 | 2 | 13 | 10.0 | |
| KENTUCKY | 01/18/20 | * | 26 | 1 | 6 | .167 | 1 | 3 | .333 | 1 | 2 | .500 | 1 | 1 | 2 | 3.2 | 5 | 1 | 1 | 1 | 0 | 0 | 4 | 9.6 | |
| at Mississippi St. | 01/22/20 | * | 18 | 1 | 4 | .250 | 0 | 2 | .000 | 0 | 0 | .000 | 0 | 1 | 1 | 3.1 | 2 | 0 | 2 | 0 | 0 | 0 | 2 | 9.2 | |
| TCU | 01/25/20 | * | 34 | 7 | 8 | .875 | 3 | 3 | 1.000 | 1 | 2 | .500 | 0 | 2 | 2 | 3.0 | 4 | 0 | 1 | 2 | 0 | 2 | 18 | 9.7 | |
| SOUTH CAROLINA | 01/29/20 | * | 29 | 2 | 6 | .333 | 0 | 3 | .000 | 5 | 8 | .625 | 0 | 3 | 3 | 3.0 | 4 | 0 | 1 | 1 | 0 | 0 | 9 | 9.7 | |
| at Alabama | 02/01/20 | * | 39 | 2 | 6 | .333 | 1 | 4 | .250 | 2 | 2 | 1.000 | 0 | 1 | 1 | 2.9 | 3 | 0 | 2 | 3 | 0 | 3 | 7 | 9.5 | |
| AUBURN | 02/04/20 | * | 40 | 4 | 10 | .400 | 4 | 6 | .667 | 2 | 4 | .500 | 0 | 1 | 1 | 2.8 | 5 | 1 | 2 | 2 | 0 | 4 | 14 | 9.7 | |
| Totals | | | 20 | 678 | 77 | 184 | .418 | 24 | 91 | .264 | 36 | 55 | .655 | 10 | 52 | 62 | 2.8 | 67 | 3 | 29 | 32 | 4 | 28 | 214 | 9.7 |

DESI SILLS CAREER STATISTICS

| Year | GP | GS | Min | Avg | FG | FGA | Pct | 3FG | 3FGA | Pct | FT | FTA | Pct | Off | Def | Tot | Avg | PF | FO | Ast | TO | Blk | Stl | Pts | Avg |
|---------|----|----|------|------|-----|-----|------|-----|------|------|----|-----|------|-----|-----|-----|-----|-----|----|-----|----|-----|-----|-----|-----|
| 2018-19 | 34 | 8 | 576 | 16.9 | 55 | 125 | .440 | 29 | 63 | .460 | 40 | 57 | .702 | 12 | 31 | 43 | 1.3 | 68 | 2 | 58 | 53 | 0 | 21 | 179 | 5.3 |
| 2019-20 | 22 | 20 | 678 | 30.8 | 77 | 184 | .418 | 24 | 91 | .264 | 36 | 55 | .655 | 10 | 52 | 62 | 2.8 | 67 | 3 | 29 | 32 | 4 | 28 | 214 | 9.7 |
| TOTAL | 56 | 28 | 1254 | 22.4 | 132 | 309 | .427 | 53 | 154 | .344 | 76 | 112 | .679 | 22 | 83 | 105 | 1.9 | 135 | 5 | 87 | 85 | 4 | 49 | 393 | 7.0 |

PERSONAL BESTS

| | |
|---|----------------------------------|
| POINTS | SEC ONLY |
| Season: 20 at Western Kentucky (12/07/19) | 14 vs Auburn (02/04/20) |
| Career: 20 at Western Kentucky (12/07/19) | 15 at Kentucky (02/26/19) |
| FG MADE | SEC ONLY |
| Season: 7 (3x) last vs TCU (01/20/20) | 6 vs Vanderbilt (01/15/20) |
| Career: 7 (3x) last vs TCU (01/20/20) | 6 vs Vanderbilt (01/15/20) |
| FG ATTEMPTED | SEC ONLY |
| Season: 15 (2x) last v Northern Ky (11/30/19) | 10 vs Auburn (02/04/20) |
| Career: 15 (2x) last v Northern Ky (11/30/19) | 10 vs Auburn (02/04/20) |
| 3-POINT FG MADE | SEC ONLY |
| Season: 4 vs Auburn (02/04/20) | 4 vs Auburn (02/04/20) |
| Career: 4 (2x) last vs Auburn (02/04/20) | 4 vs Auburn (02/04/20) |
| 3-PT FG ATTEMPTS | SEC ONLY |
| Season: 8 vs Tulsa (12/14/19) | 6 (2x) last vs Auburn (02/04/20) |
| Career: 8 vs Tulsa (12/14/19) | 6 (3x) last vs Auburn (02/04/20) |
| FT MADE | SEC ONLY |
| Season: 5 vs South Carolina (01/29/20) | 5 vs South Carolina (01/29/20) |
| Career: 5 (2x) last vs USC (01/29/20) | 5 (2x) last vs USC (01/29/20) |
| FT ATTEMPTED | SEC ONLY |
| Season: 8 vs South Carolina (01/29/20) | 8 vs South Carolina (01/29/20) |
| Career: 8 (2x) last vs USC (01/29/20) | 8 (2x) last vs USC (01/29/20) |
| REBOUNDS | SEC ONLY |
| Season: 7 vs Vanderbilt (01/15/20) | 7 vs Vanderbilt (01/15/20) |
| Career: 7 vs Vanderbilt (01/15/20) | 7 vs Vanderbilt (01/15/20) |
| ASSISTS | SEC ONLY |
| Season: 4 at Georgia Tech (11/25/19) | 2 (2x) last vs Auburn (02/04/20) |
| Career: 6 vs. FIU (12/01/18) | 5 vs. LSU (01/12/19) |
| STEALS | SEC ONLY |
| Season: 4 vs Auburn (02/04/20) | 4 vs Auburn (02/04/20) |
| Career: 4 vs Auburn (02/04/20) | 4 vs Auburn (02/04/20) |
| BLOCKED SHOTS | SEC ONLY |
| Season: 1 (4x) last vs Valpo (12/21/19) | -- |
| Career: 1 (4x) last vs Valpo (12/21/19) | -- |
| MINUTES | SEC ONLY |
| Season: 40:50 vs Auburn (02/04/20) | 40:50 vs Auburn (02/04/20) |
| Career: 40:50 vs Auburn (02/04/20) | 40:50 vs Auburn (02/04/20) |



5

JALEN HARRIS

G • Jr. • 6-2 • 166

Wilson, N.C. || Word of God Christian Academy

DOUBLE-DOUBLES (2)

11/21/18 • Montana St 11 pts 11 asst
12/15/18 • vs UTSA 11 pts 10 asst

Played his freshman season at the University of New Mexico, sat out as transfer at Arkansas in 2017-18.

• In 87 career games, has two with double-digit assists and 25 with at least 5 (20 at ARK, 1 at UNM) ... **48 of his 87 career games has 1 turnover or fewer** (28 at ARK, 20 at UNM) **including 21 with zero** (14 at ARK, 7 at UNM).

• Started TCU and South Carolina games ... Coach Muss likes the way he pushes the pace, especially in transition

• **DID NOT COMMIT A TURNOVER IN THE FIRST FOUR SEC GAMES (81:26 minutes)** with 12 assists, including 5 vs Texas A&M and 5 vs Vanderbilt ... Streak ended with two turnovers versus Kentucky.

• **Overall, has not committed a turnover in 6 of 9 SEC games and logged 221 minutes in SEC play with just five turnovers and 22 assists.**

• **Has 244 assists in a year-and-a-half as a Razorback ... 22nd on the school's all-time list.**

LAST SEASON

• 15th in NCAA • 2nd in the SEC in assist-to-turnover ratio (2.86) – 189 assists vs 67 turnovers

• His 189 assists ranked seventh on the school's single-season list ... The 189 assists are the most in a season by a Razorback sophomore.

2019-20 HIGHLIGHTS:

• Only made eight 3's in 2018-19, but was 2-of-2 from beyond the arc in the season-opening win versus Rice ... Added three steals.

• Led the team with five assists vs Texas Southern and Northern Kentucky ... Adding five rebounds vs TX SOU and played over 35 minutes off the bench vs NKU.

• In the four games of the Collegiate Hoops Roadshow, tied for the team lead with 12 assists and six steals.

• Part of the 5-guard lineup over the last eight minutes vs Texas A&M ... For the game, had five assists, zero turnovers, four rebounds, two steals and 4-of-4 at the free throw line.

• Got first start of the season versus TCU and responded with a **season-high six assists** with seven points and four rebounds.

• Scored a **season-high 11 points at Alabama** ... Of the 11, scored five straight as part of an 11-1 run that saw the Hogs go from down three top up seven with 1:20 left ... His personal 5-0 run consisted of two free throws for tie and go up one, then hit a 3-pointer ... Also, clinging to a 3-point lead with 21 seconds left, drained two free throws for a 5-point cushion.

JALEN HARRIS 2019-20 GAME STATS

| Opponent | Date | GS | Min | FG | FGA | Pct | 3FG | 3A | Pct | FT | FTA | Pct | O | D | Tot | Avg | PF | FO | A | TO | Blk | Stl | Pts | Avg |
|---------------------|------------|----|-----|----|-------|------|-----|-------|------|----|-------|------|---|----|-----|-----|----|----|----|----|-----|-----|------|-----|
| RICE | 11/05/19 | 22 | 3 | 4 | .750 | 2 | 2 | 1.000 | 2 | 4 | .500 | 0 | 4 | 4 | 4.0 | 4 | 0 | 1 | 2 | 1 | 3 | 10 | 10.0 | |
| NORTH TEXAS | 11/12/19 | 18 | 0 | 2 | .000 | 0 | 2 | .000 | 2 | 2 | 1.000 | 0 | 0 | 0 | 2.0 | 4 | 0 | 1 | 1 | 0 | 2 | 6.0 | | |
| MONTANA | 11/16/19 | 25 | 1 | 1 | 1.000 | 1 | 1 | 1.000 | 2 | 2 | 1.000 | 1 | 0 | 1 | 1.7 | 2 | 0 | 0 | 0 | 0 | 4 | 5 | 5.7 | |
| TEXAS SOUTHERN | 11/19/19 | 24 | 1 | 4 | .250 | 0 | 3 | .000 | 0 | 0 | .000 | 0 | 5 | 5 | 2.5 | 3 | 0 | 5 | 3 | 0 | 1 | 2 | 4.8 | |
| SOUTH DAKOTA | 11/22/19 | 23 | 2 | 5 | .400 | 0 | 2 | .000 | 4 | 4 | 1.000 | 0 | 1 | 1 | 2.2 | 1 | 0 | 2 | 0 | 0 | 0 | 8 | 5.4 | |
| at Georgia Tech | 11/25/19 | 8 | 0 | 2 | .000 | 0 | 1 | .000 | 0 | 0 | .000 | 0 | 0 | 0 | 1.8 | 1 | 0 | 1 | 1 | 0 | 0 | 0 | 4.5 | |
| NORTHERN KY | 11/30/19 | 35 | 1 | 4 | .250 | 1 | 2 | .500 | 2 | 2 | 1.000 | 0 | 4 | 4 | 2.1 | 1 | 0 | 5 | 2 | 0 | 1 | 5 | 4.6 | |
| AUSTIN PEAY | 12/03/19 | 32 | 2 | 4 | .500 | 2 | 4 | .500 | 0 | 0 | .000 | 1 | 3 | 4 | 2.4 | 1 | 0 | 3 | 6 | 1 | 0 | 6 | 4.8 | |
| at Western Kentucky | 12/07/19 | 23 | 3 | 8 | .375 | 1 | 4 | .250 | 2 | 3 | .667 | 0 | 1 | 1 | 2.2 | 3 | 0 | 2 | 1 | 0 | 1 | 9 | 5.2 | |
| TULSA | 12/14/19 | 23 | 1 | 1 | 1.000 | 0 | 0 | .000 | 2 | 2 | 1.000 | 1 | 2 | 3 | 2.3 | 4 | 0 | 3 | 2 | 1 | 1 | 4 | 5.1 | |
| vs Valparaiso | 12/21/19 | 32 | 2 | 4 | .500 | 0 | 2 | .000 | 0 | 1 | .000 | 1 | 5 | 6 | 2.6 | 2 | 0 | 3 | 2 | 1 | 1 | 4 | 5.0 | |
| at Indiana | 12/29/19 | 18 | 0 | 1 | .000 | 0 | 1 | .000 | 0 | 1 | .000 | 0 | 1 | 1 | 2.5 | 3 | 0 | 1 | 1 | 0 | 1 | 0 | 4.6 | |
| TEXAS A&M | 01/04/20 | 31 | 1 | 4 | .250 | 0 | 2 | .000 | 4 | 4 | 1.000 | 0 | 4 | 4 | 2.6 | 2 | 0 | 5 | 0 | 0 | 2 | 6 | 4.7 | |
| at LSU | 01/08/20 | 20 | 1 | 5 | .200 | 0 | 1 | .000 | 0 | 0 | .000 | 0 | 1 | 1 | 2.5 | 3 | 0 | 2 | 0 | 0 | 2 | 2 | 4.5 | |
| at Ole Miss | 01/11/20 | 10 | 0 | 1 | .000 | 0 | 1 | .000 | 0 | 0 | .000 | 1 | 1 | 2 | 2.5 | 4 | 0 | 1 | 0 | 0 | 0 | 0 | 4.2 | |
| VANDERBILT | 01/15/20 | 19 | 1 | 3 | .333 | 0 | 1 | .000 | 0 | 0 | .000 | 1 | 1 | 2 | 2.4 | 1 | 0 | 4 | 0 | 0 | 0 | 2 | 4.1 | |
| KENTUCKY | 01/18/20 | 28 | 2 | 6 | .333 | 2 | 4 | .500 | 0 | 0 | .000 | 0 | 2 | 2 | 2.4 | 3 | 0 | 1 | 2 | 0 | 0 | 6 | 4.2 | |
| at Mississippi St. | 01/22/20 | 23 | 2 | 3 | .667 | 0 | 1 | .000 | 0 | 0 | .000 | 0 | 0 | 0 | 2.3 | 4 | 0 | 2 | 0 | 1 | 1 | 4 | 4.2 | |
| TCU | 01/25/20 * | 33 | 2 | 4 | .500 | 1 | 2 | .500 | 2 | 2 | 1.000 | 2 | 2 | 4 | 2.4 | 3 | 0 | 6 | 2 | 0 | 0 | 7 | 4.3 | |
| SOUTH CAROLINA | 01/29/20 * | 26 | 1 | 2 | .500 | 1 | 2 | .500 | 1 | 4 | .250 | 1 | 4 | 5 | 2.5 | 5 | 1 | 3 | 2 | 0 | 0 | 4 | 4.3 | |
| at Alabama | 02/01/20 | 31 | 3 | 4 | .750 | 1 | 2 | .500 | 4 | 5 | .800 | 0 | 2 | 2 | 2.5 | 3 | 0 | 2 | 1 | 0 | 1 | 11 | 4.6 | |
| AUBURN | 02/04/20 | 33 | 2 | 9 | .222 | 0 | 5 | .000 | 3 | 4 | .750 | 0 | 2 | 2 | 2.5 | 1 | 0 | 2 | 0 | 0 | 1 | 7 | 4.7 | |
| Totals | | 2 | 537 | 31 | 81 | .383 | 12 | 45 | .267 | 30 | 40 | .750 | 9 | 45 | 54 | 2.5 | 58 | 1 | 55 | 28 | 6 | 20 | 104 | 4.7 |

• PERSONAL BESTS •

| POINTS | SEC ONLY |
|--|-----------------------------------|
| Season: 11 at Alabama (02/01/20) | 11 at Alabama (02/01/20) |
| Career: 17 at South Carolina (02/09/19) | 17 at South Carolina (02/09/19) |
| FG MADE | SEC ONLY |
| Season: 3 (2x) last at Alabama (02/01/20) | 3 at Alabama (02/01/20) |
| Career: 6 vs Western Ky. (12/08/18) | 5 (2x), last at USC (02/09/19) |
| FG ATTEMPTED | SEC ONLY |
| Season: 6 vs Kentucky (01/18/20) | 6 vs Kentucky (01/18/20) |
| Career: 16 at South Carolina (02/09/19) | 16 at South Carolina (02/09/19) |
| 3-POINT FG MADE | SEC ONLY |
| Season: 2 (3x) last vs Kentucky (01/18/20) | 2 vs Kentucky (01/18/20) |
| Career: 2 (3x) last vs Kentucky (01/18/20) | 2 vs Kentucky (01/18/20) |
| 3-PT FG ATTEMPTS | SEC ONLY |
| Season: 5 vs Auburn (02/04/20) | 5 vs Auburn (02/04/20) |
| Career: 5 (2x) last vs Auburn (02/04/20) | 5 vs Auburn (02/04/20) |
| FT MADE | SEC ONLY |
| Season: 4 (3x) last at Alabama (02/01/20) | 4 (2x) last at Alabama (02/01/20) |
| Career: 8 vs. UTA (01/23/18) | 7 at South Carolina (02/09/19) |
| FT ATTEMPTED | SEC ONLY |
| Season: 4 (3x) last vs Texas A&M (01/04/20) | 4 vs Texas A&M (01/04/20) |
| Career: 11 (2x), last at TX A&M (01/05/19) | 11 at Texas A&M (01/05/19) |
| REBOUNDS | SEC ONLY |
| Season: 5 vs Texas Southern (11/19/19) | 4 vs Texas A&M (01/04/20) |
| Career: 9 (2x), last vs FIU (12/01/18) | 6 at Ole Miss (01/19/19) |
| ASSISTS | SEC ONLY |
| Season: 6 vs TCU (01/25/20) | 5 vs Texas A&M (01/04/20) |
| Career: 12 at Colorado State (12/05/18) | 10 at Missouri (02/12/19) |
| STEALS | SEC ONLY |
| Season: 4 vs Montana (11/12/19) | 2 (2x) last at LSU (01/08/20) |
| Career: 4 (2x) last vs Montana (11/16/19) | 3 vs. Missouri (01/23/19) |
| BLOCKED SHOTS | SEC ONLY |
| Season: 1 (6x) last at Miss State (01/22/20) | 1 at Miss State (01/22/20) |
| Career: 2 vs. Georgia (01/29/19) | 2 vs. Georgia (01/29/19) |
| MINUTES | SEC ONLY |
| Season: 35:15 vs Northern Ky (11/30/19) | 32:53 vs Auburn (02/04/20) |
| Career: 39 vs. Texas (11/09/18) | 36 at Texas A&M (01/05/19) |



JALEN HARRIS CAREER STATISTICS

| Year | GP | GS | Min | Avg | FG | FGA | Pct | 3FG | 3FGA | Pct | FT | FTA | Pct | Off | Def | Tot | Avg | PF | FO | Ast | TO | Blk | Stl | Pts | Avg |
|---------------|--------------------------|----|------|------|-----|-----|------|-----|------|------|-----|-----|------|-----|-----|-----|-----|-----|----|-----|-----|-----|-----|-----|-----|
| 2016-17 (UNW) | 31 | 18 | 639 | 20.6 | 47 | 107 | .439 | 7 | 27 | .259 | 38 | 51 | .745 | 2 | 54 | 56 | 1.8 | 64 | 0 | 72 | 40 | 3 | 25 | 139 | 4.5 |
| 2017-18 | - REDSHIRTED AT ARKANSAS | | | | | | | | | | | | | | | | | | | | | | | | |
| 2018-19 (ARK) | 34 | 34 | 1046 | 30.8 | 85 | 249 | .341 | 8 | 69 | .116 | 82 | 119 | .689 | 18 | 80 | 98 | 2.9 | 75 | 1 | 189 | 66 | 6 | 38 | 260 | 7.6 |
| 2019-20 (ARK) | 22 | 2 | 537 | 24.4 | 31 | 81 | .383 | 12 | 45 | .267 | 30 | 40 | .750 | 9 | 45 | 54 | 2.5 | 58 | 1 | 55 | 28 | 6 | 20 | 104 | 4.7 |
| TOTAL | 87 | 54 | 2222 | 25.5 | 163 | 437 | .373 | 27 | 141 | .191 | 150 | 210 | .714 | 29 | 179 | 208 | 2.4 | 197 | 2 | 316 | 134 | 15 | 83 | 503 | 5.8 |

12 TY STEVENS

G • Jr. • 6-2 • 180
Republic, Mo. || Republic HS

Second year walk-on ... Lone career points came on an old-fashion 3-point play at Vanderbilt last season.

2019-20 HIGHLIGHTS:

- Saw action in the season-opening win over Rice.
- Has his second career shot attempt in the win over Texas Southern.

TY STEVENS 2019-20 GAME STATS

| Opponent | Date | GS | Min | FG | FGA | Pct | 3FG | 3A | Pct | FT | FTA | Pct | O | D | Tot | Avg | PF | FO | A | TO | Blk | Stl | Pts | Avg |
|---------------------|----------|-----|-----|----|-----|------|-----|----|------|----|-----|------|---|---|-----|-----|----|----|---|----|-----|-----|-----|-----|
| RICE | 11/05/19 | 2 | | 0 | 0 | .000 | 0 | 0 | .000 | 0 | 1 | .000 | 0 | 0 | 0 | 0.0 | 0 | 0 | 0 | 0 | 0 | 0 | 0 | 0.0 |
| NORTH TEXAS | 11/12/19 | DNP | | | | | | | | | | | | | | | | | | | | | | |
| MONTANA | 11/16/19 | DNP | | | | | | | | | | | | | | | | | | | | | | |
| TEXAS SOUTHERN | 11/19/19 | 1 | | 0 | 1 | .000 | 0 | 0 | .000 | 0 | 0 | .000 | 0 | 0 | 0 | 0.0 | 0 | 0 | 0 | 0 | 0 | 0 | 0 | 0.0 |
| SOUTH DAKOTA | 11/22/19 | DNP | | | | | | | | | | | | | | | | | | | | | | |
| at Georgia Tech | 11/25/19 | DNP | | | | | | | | | | | | | | | | | | | | | | |
| NORTHERN KY | 11/30/19 | DNP | | | | | | | | | | | | | | | | | | | | | | |
| AUSTIN PEAY | 12/03/19 | DNP | | | | | | | | | | | | | | | | | | | | | | |
| at Western Kentucky | 12/07/19 | DNP | | | | | | | | | | | | | | | | | | | | | | |
| TULSA | 12/14/19 | 1 | | 0 | 0 | .000 | 0 | 0 | .000 | 0 | 2 | .000 | 0 | 0 | 0 | 0.0 | 0 | 0 | 0 | 0 | 0 | 0 | 0 | 0.0 |
| vs Valparaiso | 12/21/19 | DNP | | | | | | | | | | | | | | | | | | | | | | |
| at Indiana | 12/29/19 | DNP | | | | | | | | | | | | | | | | | | | | | | |
| TEXAS A&M | 01/04/20 | DNP | | | | | | | | | | | | | | | | | | | | | | |
| at LSU | 01/08/20 | DNP | | | | | | | | | | | | | | | | | | | | | | |
| at Ole Miss | 01/11/20 | DNP | | | | | | | | | | | | | | | | | | | | | | |
| VANDERBILT | 01/15/20 | 1 | | 0 | 0 | .000 | 0 | 0 | .000 | 0 | 0 | .000 | 0 | 0 | 0 | 0.0 | 0 | 0 | 0 | 0 | 0 | 0 | 0 | 0.0 |
| KENTUCKY | 01/18/20 | DNP | | | | | | | | | | | | | | | | | | | | | | |
| at Mississippi St. | 01/22/20 | DNP | | | | | | | | | | | | | | | | | | | | | | |
| TCU | 01/25/20 | DNP | | | | | | | | | | | | | | | | | | | | | | |
| SOUTH CAROLINA | 01/29/20 | DNP | | | | | | | | | | | | | | | | | | | | | | |
| at Alabama | 02/01/20 | DNP | | | | | | | | | | | | | | | | | | | | | | |
| AUBURN | 02/04/20 | DNP | | | | | | | | | | | | | | | | | | | | | | |
| Totals | | 0 | 4 | 0 | 1 | .000 | 0 | 0 | .000 | 0 | 3 | .000 | 0 | 0 | 0 | 0.0 | 0 | 0 | 0 | 0 | 0 | 0 | 0 | 0.0 |

PERSONAL BESTS

| POINTS | SEC ONLY |
|---|-------------------------------|
| Season: 3 at Vanderbilt (03/06/19) | 3 at Vanderbilt (03/06/19) |
| Career: 3 at Vanderbilt (03/06/19) | |
| FG MADE | SEC ONLY |
| Season: 1 at Vanderbilt (03/06/19) | 1 at Vanderbilt (03/06/19) |
| Career: 1 at Vanderbilt (03/06/19) | |
| FG ATTEMPTED | SEC ONLY |
| Season: 1 vs Texas Southern (11/19/19) | |
| Career: 1 (2x) last vs TX Southern (11/19/19) | 1 at Vanderbilt (03/06/19) |
| 3-POINT FG MADE | SEC ONLY |
| Season: -- | -- |
| Career: -- | |
| 3-PT FG ATTEMPTS | SEC ONLY |
| Season: -- | -- |
| Career: -- | |
| FT MADE | SEC ONLY |
| Season: 1 at Vanderbilt (03/06/19) | 1 at Vanderbilt (03/06/19) |
| Career: 1 at Vanderbilt (03/06/19) | |
| FT ATTEMPTED | SEC ONLY |
| Season: 1 vs Rice (11/05/19) | |
| Career: 2 vs Tulsa (12/14/19) | 1 at Vanderbilt (03/06/19) |
| REBOUNDS | SEC ONLY |
| Season: -- | -- |
| Career: -- | |
| ASSISTS | SEC ONLY |
| Season: -- | -- |
| Career: -- | |
| STEALS | SEC ONLY |
| Season: -- | -- |
| Career: -- | |
| BLOCKED SHOTS | SEC ONLY |
| Season: -- | -- |
| Career: -- | |
| MINUTES | SEC ONLY |
| Season: 2 vs Rice (11/05/19) | 0:33 vs Vanderbilt (01/15/20) |
| Career: 2 vs Rice (11/05/19) | 0:33 vs Vanderbilt (01/15/20) |



TY STEVENS CAREER STATISTICS

| Year | GP | GS | Min | Avg | FG | FGA | Pct | 3FG | 3FGA | Pct | FT | FTA | Pct | Off | Def | Tot | Avg | PF | FO | Ast | TO | Blk | Stl | Pts | Avg |
|---------|----|----|-----|-----|----|-----|-------|-----|------|------|----|-----|-------|-----|-----|-----|-----|----|----|-----|----|-----|-----|-----|-----|
| 2018-19 | 2 | 0 | 2 | 1.0 | 1 | 1 | 1.000 | 0 | 0 | .000 | 1 | 1 | 1.000 | 0 | 0 | 0 | 0.0 | 0 | 0 | 0 | 0 | 0 | 0 | 3 | 1.5 |
| 2019-20 | 4 | 0 | 4 | 1.0 | 0 | 1 | .000 | 0 | 0 | .000 | 0 | 3 | .000 | 0 | 0 | 0 | 0.0 | 0 | 0 | 0 | 0 | 0 | 0 | 0 | 0.0 |
| TOTAL | 6 | 0 | 6 | 1.0 | 1 | 2 | .500 | 0 | 0 | .000 | 1 | 4 | .250 | 0 | 0 | 0 | 0.0 | 0 | 0 | 0 | 0 | 0 | 0 | 3 | 0.5 |

13 EMEKA OBUKWELU

F • R.Jr. • 6-8 • 222
Plano, Texas || Plano West HS

Pronounced eh-MECK-uh Oh-Boo-QUAY-Lu ... Played two seasons at Univ. of Texas-Tyler before transferring to Arkansas ... Second year walk-on.

2019-20 HIGHLIGHTS:

- Only played the final minute in the season-opening win over Rice, but grabbed three rebounds.

DOUBLE-DOUBLES (9)

2017-18 (So.)

| Opp | Pts | Rebs |
|----------------------|-----|------|
| at Texas Lutheran | 28 | 13 |
| at Southwestern (TX) | 26 | 13 |
| at Austin | 27 | 12 |
| Rhodes | 43 | 17 |
| Colorado College | 19 | 14 |
| at Howard Payne | 14 | 11 |
| Louisiana College | 25 | 13 |
| at UT Dallas | 19 | 10 |
| LeTourneau | 33 | 11 |

PERSONAL BESTS

| POINTS | SEC ONLY |
|---|--|
| Season: | |
| Career: 43 vs Rhodes (12/03/17) | -- |
| FG MADE | SEC ONLY |
| Season: | |
| Career: 20 vs Rhodes (12/03/17) | -- |
| FG ATTEMPTED | SEC ONLY |
| Season: | |
| Career: 26 at LeTourneau (02/01/18) | -- |
| 3-POINT FG MADE | SEC ONLY |
| Season: | |
| Career: -- | -- |
| 3-PT FG ATTEMPTS | SEC ONLY |
| Season: | |
| Career: 1 (2x) last at Hardin-Simmons (12/07/17) | -- |
| FT MADE | SEC ONLY |
| Season: | |
| Career: 6 (2x) last at Louisiana Coll. (02/17/18) | -- |
| FT ATTEMPTED | SEC ONLY |
| Season: | |
| Career: 10 at Willamette (11/18/16) | -- |
| REBOUNDS | SEC ONLY |
| Season: 3 vs Rice (11/05/19) | |
| Career: 20 vs Rhodes (12/03/17) | -- |
| ASSISTS | SEC ONLY |
| Season: | |
| Career: 4 at Rust (01/19/17) | -- |
| STEALS | SEC ONLY |
| Season: | |
| Career: 2 (2x) last at Louisiana Coll. (02/17/18) | -- |
| BLOCKED SHOTS | SEC ONLY |
| Season: | |
| Career: 4 vs Belhaven (01/13/18) | -- |
| MINUTES | SEC ONLY |
| Season: 1 vs Rice (11/05/19) | |
| Career: 42 vs Louisiana College (01/11/18) | 0:33 vs Vanderbilt (01/15/20) 0:33 vs Vanderbilt (01/15/20) |

EMEKA OBUKWELU 2019-20 GAME STATS

| Opponent | Date | GS | Min | FG | FGA | Pct | 3FG | 3A | Pct | FT | FTA | Pct | O | D | Tot | Avg | PF | FO | A | TO | Blk | Stl | Pts | Avg |
|---------------------|----------|-----|-----|----|-----|------|-----|----|------|----|-----|------|---|---|-----|-----|----|----|---|----|-----|-----|-----|-----|
| RICE | 11/05/19 | 1 | | 0 | 0 | .000 | 0 | 0 | .000 | 0 | 0 | .000 | 1 | 2 | 3 | 3.0 | 0 | 0 | 0 | 0 | 0 | 0 | 0 | 0.0 |
| NORTH TEXAS | 11/12/19 | DNP | | | | | | | | | | | | | | | | | | | | | | |
| MONTANA | 11/16/19 | DNP | | | | | | | | | | | | | | | | | | | | | | |
| TEXAS SOUTHERN | 11/19/19 | DNP | | | | | | | | | | | | | | | | | | | | | | |
| SOUTH DAKOTA | 11/22/19 | DNP | | | | | | | | | | | | | | | | | | | | | | |
| at Georgia Tech | 11/25/19 | DNP | | | | | | | | | | | | | | | | | | | | | | |
| NORTHERN KY | 11/30/19 | DNP | | | | | | | | | | | | | | | | | | | | | | |
| AUSTIN PEAY | 12/03/19 | DNP | | | | | | | | | | | | | | | | | | | | | | |
| at Western Kentucky | 12/07/19 | DNP | | | | | | | | | | | | | | | | | | | | | | |
| TULSA | 12/14/19 | 1 | | 0 | 1 | .000 | 0 | 1 | .000 | 0 | 0 | .000 | 0 | 0 | 0 | 1.5 | 0 | 0 | 0 | 0 | 0 | 0 | 0 | 0.0 |
| vs Valparaiso | 12/21/19 | DNP | | | | | | | | | | | | | | | | | | | | | | |
| at Indiana | 12/29/19 | DNP | | | | | | | | | | | | | | | | | | | | | | |
| TEXAS A&M | 01/04/20 | DNP | | | | | | | | | | | | | | | | | | | | | | |
| at LSU | 01/08/20 | DNP | | | | | | | | | | | | | | | | | | | | | | |
| at Ole Miss | 01/11/20 | DNP | | | | | | | | | | | | | | | | | | | | | | |
| VANDERBILT | 01/15/20 | 1 | | 0 | 0 | .000 | 0 | 0 | .000 | 0 | 0 | .000 | 0 | 0 | 0 | 1.0 | 0 | 0 | 0 | 0 | 0 | 0 | 0 | 0.0 |
| KENTUCKY | 01/18/20 | DNP | | | | | | | | | | | | | | | | | | | | | | |
| at Mississippi St. | 01/22/20 | DNP | | | | | | | | | | | | | | | | | | | | | | |
| TCU | 01/25/20 | DNP | | | | | | | | | | | | | | | | | | | | | | |
| SOUTH CAROLINA | 01/29/20 | DNP | | | | | | | | | | | | | | | | | | | | | | |
| at Alabama | 02/01/20 | DNP | | | | | | | | | | | | | | | | | | | | | | |
| AUBURN | 02/04/20 | DNP | | | | | | | | | | | | | | | | | | | | | | |
| Totals | | 0 | 3 | 0 | 1 | .000 | 0 | 1 | .000 | 0 | 0 | .000 | 1 | 2 | 3 | 1.0 | 0 | 0 | 0 | 0 | 0 | 0 | 0 | 0.0 |

EMEKA OBUKWELU CAREER STATISTICS

| Year | GP | GS | Min | Avg | FG | FGA | Pct | 3FG | 3FGA | Pct | FT | FTA | Pct | Off | Def | Tot | Avg | PF | FO | Ast | TO | Blk | Stl | Pts | Avg |
|----------------------------------|----|----|------|------|-----|-----|------|-----|------|------|----|-----|------|-----|-----|-----|-----|-----|----|-----|----|-----|-----|-----|------|
| 2016-17 (UT-T) | 26 | 15 | 462 | 17.8 | 79 | 131 | .603 | 0 | 0 | .000 | 20 | 45 | .444 | 33 | 66 | 99 | 3.8 | 79 | 1 | 25 | 23 | 4 | 2 | 178 | 6.9 |
| 2017-18 (UT-T) | 26 | 26 | 751 | 28.9 | 227 | 335 | .677 | 0 | 2 | .000 | 56 | 87 | .644 | 55 | 147 | 202 | 7.8 | 79 | 5 | 38 | 56 | 9 | 8 | 510 | 19.6 |
| 2017-18 - REDSHIRTED AT ARKANSAS | | | | | | | | | | | | | | | | | | | | | | | | | |
| 2018-19 (ARK) | 3 | 0 | 3 | 1.0 | 0 | 1 | .000 | 0 | 1 | .000 | 0 | 0 | .000 | 1 | 2 | 3 | 1.0 | 0 | 0 | 0 | 0 | 0 | 0 | 0 | 0.0 |
| TOTAL | 55 | 41 | 1216 | 22.1 | 306 | 467 | .655 | 0 | 3 | .000 | 76 | 132 | .576 | 89 | 215 | 304 | 5.5 | 158 | 6 | 63 | 79 | 13 | 10 | 688 | 12.5 |



14 JAMARIO BELL

F • Sr. • 6-5 • 250
Junction City, Ark. || Junction City HS

- After playing his final football game as a Razorback (at Little Rock versus Missouri on Nov. 29), joined the basketball team for the Northern Kentucky game (Nov. 30).
- **Graduated Dec. 22, 2019 (Sport & Recreation Management).**

2019-20 BASKETBALL HIGHLIGHTS:

- First game action came vs Tulsa and he blocked a shot.
- Grabbed a rebound in his 33 seconds of game action vs Vanderbilt.

HIGH SCHOOL BASKETBALL BIO

- Not only was Bell a highly recruited football player, was a highly touted basketball player ... Named to the **2015 USA TODAY All-Arkansas** second team with the likes of Malik Monk (Kentucky), KeVaughn Allen (Florida), Mitchell Smith (Missouri) and Javon Franklin (Auburn) making the 10-member team ... A two-time All-State selection, led Junction City to the 2A state championship game twice and was named to the 2015 2A All-State Tournament team ... Also helped the Dragons to the state semifinals as a sophomore ... His backboard-shattering dunk as a senior went viral on the internet (Also shattered a backboard in Arkansas' intramural gym) ... Played on the AAU circuit with the Arkansas Wings.

ARKANSAS FOOTBALL CAREER

- Bell came to Arkansas as a wide receiver ... Moved from defensive end, to tight end, to linebacker and back to defensive end during his career ... Finished with 37 tackles in two seasons, including 6.5 TFL, and had 4.5 sacks – all in 2019.
- **2019 (SR):** Played in 10 games at defensive end and started the final game versus Missouri ... Finished with 17 tackles and ranked second on the team with 4.5 sacks.
- **2018 (JR):** Played in 11 of 12 games during his junior season with the Razorbacks ... Recorded 20 tackles, 11 solo.
- **2017 (SO):** Missed the first 10 weeks of the season due to a foot injury sustained during fall camp ... Saw action on special teams in the last two games.
- **2016 (FR):** Moved from tight end to linebacker during 2017 spring workouts ... Did not see any game action.
- **2015 (FR):** Transitioned from defensive line to tight end during 2016 spring workouts ... Redshirted.
- **HIGH SCHOOL FOOTBALL:** A consensus four-star prospect ... Named to the Associated Press Arkansas Super Team at defensive end in 2014 ... Helped lead Junction City to the Arkansas class 2A state championship in 2014.
- **OTHER:** Won the 2015 2A state championships in the shot put and discus ... Placed third in both events as a junior.

JAMARIO BELL 2019-20 GAME STATS

| Opponent | Date | GS | Min | FG | FGA | Pct | 3FG | 3A | Pct | FT | FTA | Pct | O | D | Tot | Avg | PF | FO | A | TO | Blk | Stl | Pts | Avg |
|---------------------|----------|-----|-----|----|-------|-------|-----|-------|-------|----|-------|-------|---|---|-----|-----|----|----|---|----|-----|-----|-----|-----|
| RICE | 11/05/19 | -- | -- | | | | | | | | | | | | | | | | | | | | | |
| NORTH TEXAS | 11/12/19 | -- | -- | | | | | | | | | | | | | | | | | | | | | |
| MONTANA | 11/16/19 | -- | -- | | | | | | | | | | | | | | | | | | | | | |
| TEXAS SOUTHERN | 11/19/19 | -- | -- | | | | | | | | | | | | | | | | | | | | | |
| SOUTH DAKOTA | 11/22/19 | -- | -- | | | | | | | | | | | | | | | | | | | | | |
| at Georgia Tech | 11/25/19 | -- | -- | | | | | | | | | | | | | | | | | | | | | |
| NORTHERN KY | 11/30/19 | DNP | | | | | | | | | | | | | | | | | | | | | | |
| AUSTIN PEAY | 12/03/19 | DNP | | | | | | | | | | | | | | | | | | | | | | |
| at Western Kentucky | 12/07/19 | DNP | | | | | | | | | | | | | | | | | | | | | | |
| TULSA | 12/14/19 | 1 | 0 | 0 | 0.000 | 0 | 0 | 0.000 | 0 | 0 | 0.000 | 0 | 0 | 0 | 0.0 | 1 | 0 | 0 | 0 | 1 | 0 | 0 | 0 | 0.0 |
| vs Valparaiso | 12/21/19 | DNP | | | | | | | | | | | | | | | | | | | | | | |
| at Indiana | 12/29/19 | DNP | | | | | | | | | | | | | | | | | | | | | | |
| TEXAS A&M | 01/04/20 | DNP | | | | | | | | | | | | | | | | | | | | | | |
| at LSU | 01/08/20 | DNP | | | | | | | | | | | | | | | | | | | | | | |
| at Ole Miss | 01/11/20 | DNP | | | | | | | | | | | | | | | | | | | | | | |
| VANDERBILT | 01/15/20 | 1 | 0 | 0 | 0.000 | 0 | 0 | 0.000 | 0 | 0 | 0.000 | 0 | 1 | 1 | 0.5 | 0 | 0 | 0 | 0 | 0 | 0 | 0 | 0 | 0.0 |
| KENTUCKY | 01/18/20 | DNP | | | | | | | | | | | | | | | | | | | | | | |
| at Mississippi St. | 01/22/20 | DNP | | | | | | | | | | | | | | | | | | | | | | |
| TCU | 01/25/20 | DNP | | | | | | | | | | | | | | | | | | | | | | |
| SOUTH CAROLINA | 01/29/20 | DNP | | | | | | | | | | | | | | | | | | | | | | |
| at Alabama | 02/01/20 | DNP | | | | | | | | | | | | | | | | | | | | | | |
| AUBURN | 02/04/20 | DNP | | | | | | | | | | | | | | | | | | | | | | |
| Totals | | 0 | 2 | 0 | 0 | 0.000 | 0 | 0 | 0.000 | 0 | 0 | 0.000 | 0 | 1 | 1 | 0.5 | 1 | 0 | 0 | 0 | 1 | 0 | 0 | 0.0 |


FOOTBALL CAREER HIGHS

Tackles: 4 (2x) last at LSU (10/10/18)
Solo: 2 (7x) last vs Missouri (11/29/19)
TFL: 2.0 (2x) last vs Texas A&M (9/28/19)
Sacks: 2.0 vs Texas A&M (9/28/19)
QBH: 1 (3x) last vs Western Ky (11/19/19)
PBU: --
FR: --
FF: 1 (2x) last vs San Jose State (9/21/19)

NOTE: 4.5 sacks in 2019 / 17th in SEC

PERSONAL BESTS

| POINTS | SEC ONLY |
|------------------------------------|-------------------------------|
| Season: -- | -- |
| Career: -- | -- |
| FG MADE | SEC ONLY |
| Season: -- | -- |
| Career: -- | -- |
| FG ATTEMPTED | SEC ONLY |
| Season: -- | -- |
| Career: -- | -- |
| 3-POINT FG MADE | SEC ONLY |
| Season: -- | -- |
| Career: -- | -- |
| 3-PT FG ATTEMPTS | SEC ONLY |
| Season: -- | -- |
| Career: -- | -- |
| FT MADE | SEC ONLY |
| Season: -- | -- |
| Career: -- | -- |
| FT ATTEMPTED | SEC ONLY |
| Season: -- | -- |
| Career: -- | -- |
| REBOUNDS | SEC ONLY |
| Season: 1 vs Vanderbilt (01/15/20) | 1 vs Vanderbilt (01/15/20) |
| Career: 1 vs Vanderbilt (01/15/20) | 1 vs Vanderbilt (01/15/20) |
| ASSISTS | SEC ONLY |
| Season: -- | -- |
| Career: -- | -- |
| STEALS | SEC ONLY |
| Season: -- | -- |
| Career: -- | -- |
| BLOCKED SHOTS | SEC ONLY |
| Season: 1 vs Tulsa (12/14/19) | -- |
| Career: 1 vs Tulsa (12/14/19) | -- |
| MINUTES | SEC ONLY |
| Season: 0:49 vs Tulsa (12/14/19) | 0:33 vs Vanderbilt (01/15/20) |
| Career: 0:49 vs Tulsa (12/14/19) | 0:33 vs Vanderbilt (01/15/20) |



JAMARIO BELL CAREER STATISTICS

| BASKETBALL | GP | GS | Min | Avg | FG | FGA | Pct | 3FG | 3FGA | Pct | FT | FTA | Pct | Off | Def | Tot | Avg | PF | FO | Ast | TO | Blk | Stl | Pts | Avg |
|-------------|----|----|------|-----|-------|---------|------|-----|-------|------|-----|-----|------|-----|-----|-----|-----|----|------|------|-----|-----|-----|-----|-----|
| 2019-20 | 2 | 0 | 2 | 1.0 | 0 | 0 | .000 | 0 | 0 | .000 | 0 | 0 | .000 | 0 | 1 | 1 | 0.5 | 1 | 0 | 0 | 0 | 1 | 0 | 0 | 0.0 |
| FOOTBALL | GP | GS | Solo | Ast | Total | Tackles | TFL | Yds | Sacks | Yds | Int | Yds | PBU | PD | Qbh | FR | Yds | FF | Blkd | Kick | Saf | | | | |
| 2016 (Rfr.) | . | . | . | . | . | . | . | . | . | . | . | . | . | . | . | . | . | . | . | . | . | . | . | . | |
| 2017 (So.) | 2 | 0 | . | . | . | . | . | . | . | . | . | . | . | . | . | . | . | . | . | . | . | . | . | . | |
| 2018 (Jr.) | 11 | 0 | 11 | 9 | 20 | 1.0 | - 5 | . | . | . | . | . | . | . | 1 | . | . | 1 | . | . | . | . | . | . | |
| 2019 (Sr.) | 10 | 1 | 10 | 7 | 17 | 5.5 | - 27 | 4.5 | - 23 | . | . | . | . | . | 2 | . | . | 1 | . | . | . | . | . | . | |
| CAREER | 22 | 1 | 21 | 16 | 37 | 6.5 | -32 | 4.5 | -23 | . | . | . | . | . | 3 | . | . | 2 | . | . | . | . | . | . | |

15

MASON JONES

G • Jr. • 6-5 • 200

Desoto, Texas || Triple A Academy

THE ONLY PLAYER IN THE SEC to rank among the top
20 in scoring (1st) and rebounds (17th) and rank
among the top 11 in steals (5th) and assists (11th).

| | | | |
|---------------|-------|------------|---------|
| • FT Made | 137 | 2nd NCAA | 1st SEC |
| • FT Pct | 82.0% | 109th NCAA | 8th SEC |
| • Def Reb/Gm | 5.29 | 161st NCAA | 6th SEC |
| • Minutes/Gm | 33:42 | 174th NCAA | 7th SEC |
| • 3PT Made/Gm | 2.19 | 179th NCAA | 7th SEC |
| • 3PT FG Made | 46 | 215th NCAA | 8th SEC |

| | | | |
|--------------|-------|------------|----------|
| • Points/Gm | 20.7 | 15th NCAA | 1st SEC |
| • FT Att | 167 | 4th NCAA | 1st SEC |
| • Steals/Gm | 1.1 | 79th NCAA | 5th SEC |
| • Assists/Gm | 3.5 | 217th NCAA | 11th SEC |
| • FG Pct | 44.7% | 199th NCAA | 9th SEC |

• Has 5+ rebounds in 18 of his 21 games

• Made 3+ 3's: 20 for career • 8 for 2019-20

• 20-POINT GMS: 17 FOR CAREER • 10 FOR 2019-20

• Games in double figure pts: 38 for career • 18 for 2019-20

• Led team in scoring: 23 for career (15-8) • 13 for 2019-20 (8-5)

• SEC PLAYER OF THE WEEK (Nov. 11): 32 pts - 7 rebs - 5 steals in season-opening win over Rice.

• SEC PLAYER OF THE WEEK (Dec. 16): 41 pts - 6 rebs - 4 steals - season-high 4 assists versus Tulsa.

• SEC co-PLAYER OF THE WEEK (Feb. 3): Avg. 32.0 pts & 8.5 rebs - 34 pts & 12 rebs vs USC • 30 pts and 5 rebs at Bama.

• 1st Razorback since Jannero Pargo (2002) to score at least 30 pts in back-to-back games; ONLY HOG TO SCORE 30-PLUS IN 3 STRAIGHT GAMES.

• Joins Jodie Meeks (UK • 3) and Shaquille O'Neal (LSU • 2) as only players in SEC over the last 30 years with at least two 40-point games in a season.

• Made his first 27 from the free throw line this season ... Also had a streak of 24.

2019-20 HIGHLIGHTS:

Named **SEC PLAYER OF THE WEEK** as he scored then career-high 32 in the season opener versus Rice – the 2nd-highest point production by a Razorback in a season opener ... Also had career highs in FG made (12), FG att (18) and steals (5) • Led the team in scoring (16), rebounds (6) and assists (2) in the in over North Texas • Led the team in scoring (19), assists (4), steals (4) and blocked shots (1) in the win over Montana • Made a **game-winning 3-pointer with 0.1 seconds left in overtime** (Arkansas' only points in OT) at Georgia Tech for a 62-61 win ... Scored 24 points with seven rebounds and five steals • Missed the Northern Kentucky game due to an injured shoulder ... Came back **versus Austin Peay and scored 16 points while taking just six shots** ... Made two 3's and was 6-of-6 at the free throw line • Named **SEC PLAYER OF THE WEEK** as he scored career-high 41 points and added six rebounds, while leading the team in assists (4) and steals (4) ... Tied career highs going 12-of-18 from the field (7-of-7 from 2-point range) ... 41 points ties for 7th-most in Arkansas history ... In the first half, scored 20 points, including a long 3-pointer at the buzzer for a 16-point halftime lead ... After Tulsa worked its 16-point deficit to nine (68-59 with 11:49 left), Jones scored 15 straight for the Razorbacks during an 18-5 run to give Arkansas a 22-point lead (86-64) • Missed his first 3 treys, but made two inside the final minute en route to 20 points in come-from-behind win vs Tulsa ... Tied season-high with nine rebounds and had game-high four assists ... **With Hogs' down 5 with 4:14, scored 8** – hit 3's at 1:24 to tie game and 0:53 left for 3-pt lead ... Sealed win with two free throws with 25 seconds left • Also hit back-to-back treys late at Indiana to give the Hogs a 5-pt lead (67-62 with 2:01 left) ... Finished with 21 points, making four triples, with six rebounds and six assists • Tied Isaiah Joe with a team-best 17 points vs Texas A&M while leading the team in rebounds, (6) and steals (3) • At LSU, led team in points (24), assists (4) and steals (2) ... Added five rebounds • Had a **career-high nine assists** at Ole Miss ... Also led the team in rebounds (6) and steals (3) ... Scored 13, making 6-of-6 at the free throw line • Only scored one point versus Vanderbilt, but had eight assists (one shy of career high) with seven rebounds • Led the team in scoring (19), rebounds (6) and assists (2) versus Kentucky ... Scored nine points during a 20-6 run as the Hogs went from 11 down to up 3 with 8:19 to play • Had 18 of his 20 pts at Mississippi State in the second half ... **Tied SEC career-best with seven rebounds** to lead the team ... Also led the team with four assists • Scored 19 of his 20 pts in the TCU win in the second half, making 10-of-15 free throws ... Added five rebounds and four assists • Named **SEC PLAYER OF THE WEEK** ... **FIRST**, posted **second career double-double** vs South Carolina with 34 points (then SEC career-high) and a **career-high 12 rebounds** ... Led the team with four assists ... Was 15-of-16 at the free throw line ... Had 26 and 9 in the second half, making 13-of-14 FT • **SECOND**, led Hogs to come-from-behind win at Alabama, scoring 30 points, grabbing five rebounds and getting two steals ... Had **SEC career-high in FG (10)** and a **career-high FGA (20)** • Dropped an **SEC career-high 40** on Auburn with a team-best five assists, adding two steals ... Career-highs in FG made (12), FGA (24), FTA (16) and minutes (4-50).

MASON JONES 2019-20 GAME STATS

| Opponent | Date | GS | Min | FG | FGA | Pct | 3FG | 3A | Pct | FT | FTA | Pct | O | D | Tot | Avg | PF | FO | A | TO | Blk | Stl | Pts | Avg | |
|---------------------|----------|-----|-----|-----|-----|------|------|----|------|------|-----|-------|------|----|-----|-----|-----|----|---|----|-----|-----|-----|------|------|
| RICE | 11/05/19 | * | 33 | 12 | 18 | .667 | 4 | 8 | .500 | 4 | 4 | 1.000 | 1 | 6 | 7 | 7.0 | 0 | 0 | 3 | 3 | 0 | 5 | 32 | 32.0 | |
| NORTH TEXAS | 11/12/19 | * | 29 | 3 | 8 | .375 | 1 | 5 | .200 | 9 | 9 | 1.000 | 2 | 4 | 6 | 6.5 | 2 | 0 | 2 | 1 | 0 | 0 | 16 | 24.0 | |
| MONTANA | 11/16/19 | * | 35 | 5 | 13 | .385 | 1 | 5 | .200 | 8 | 8 | 1.000 | 3 | 2 | 5 | 6.0 | 2 | 0 | 4 | 2 | 1 | 4 | 19 | 22.3 | |
| TEXAS SOUTHERN | 11/19/19 | * | 20 | 2 | 4 | .500 | 0 | 2 | .000 | 2 | 2 | 1.000 | 0 | 2 | 2 | 5.0 | 2 | 0 | 1 | 4 | 2 | 1 | 6 | 18.3 | |
| SOUTH DAKOTA | 11/22/19 | * | 33 | 5 | 12 | .417 | 0 | 3 | .000 | 4 | 4 | 1.000 | 1 | 6 | 7 | 5.4 | 4 | 0 | 0 | 3 | 0 | 1 | 14 | 17.4 | |
| at Georgia Tech | 11/25/19 | * | 39 | 7 | 13 | .538 | 3 | 8 | .375 | 7 | 10 | .700 | 0 | 7 | 7 | 5.7 | 4 | 0 | 3 | 6 | 0 | 5 | 24 | 18.5 | |
| NORTHERN KY | 11/30/19 | DNP | Inj | | | | | | | | | | | | | | | | | | | | | | |
| AUSTIN PEAY | 12/03/19 | * | 27 | 4 | 6 | .667 | 2 | 4 | .500 | 6 | 6 | 1.000 | 0 | 4 | 4 | 5.4 | 4 | 0 | 2 | 6 | 0 | 0 | 16 | 18.1 | |
| at Western Kentucky | 12/07/19 | * | 36 | 1 | 9 | .111 | 0 | 4 | .000 | 6 | 6 | 1.000 | 1 | 8 | 9 | 5.9 | 3 | 0 | 1 | 3 | 0 | 0 | 8 | 16.9 | |
| TULSA | 12/14/19 | * | 39 | 12 | 18 | .667 | 5 | 11 | .455 | 12 | 13 | .923 | 1 | 5 | 6 | 5.9 | 2 | 0 | 4 | 1 | 1 | 4 | 41 | 19.6 | |
| vs Valparaiso | 12/21/19 | * | 29 | 5 | 12 | .417 | 2 | 5 | .400 | 8 | 9 | .889 | 1 | 8 | 9 | 6.2 | 4 | 0 | 4 | 7 | 0 | 0 | 20 | 19.6 | |
| at Indiana | 12/29/19 | * | 31 | 8 | 17 | .471 | 4 | 9 | .444 | 1 | 1 | 1.000 | 0 | 6 | 6 | 6.2 | 4 | 0 | 6 | 4 | 0 | 0 | 21 | 19.7 | |
| TEXAS A&M | 01/04/20 | * | 37 | 5 | 17 | .294 | 4 | 11 | .364 | 3 | 5 | .600 | 3 | 3 | 6 | 6.2 | 2 | 0 | 3 | 1 | 0 | 3 | 17 | 19.5 | |
| at LSU | 01/08/20 | * | 39 | 7 | 15 | .467 | 4 | 7 | .571 | 6 | 6 | 1.000 | 0 | 5 | 5 | 6.1 | 5 | 1 | 4 | 2 | 0 | 2 | 24 | 19.8 | |
| at Ole Miss | 01/11/20 | * | 38 | 3 | 12 | .250 | 1 | 4 | .250 | 6 | 6 | 1.000 | 0 | 6 | 6 | 6.1 | 2 | 0 | 9 | 4 | 0 | 3 | 13 | 19.4 | |
| VANDERBILT | 01/15/20 | * | 31 | 0 | 7 | .000 | 0 | 5 | .000 | 1 | 2 | .500 | 1 | 6 | 7 | 6.1 | 4 | 0 | 8 | 2 | 0 | 1 | 1 | 18.1 | |
| KENTUCKY | 01/18/20 | * | 35 | 5 | 15 | .333 | 1 | 5 | .200 | 8 | 12 | .667 | 1 | 5 | 6 | 6.1 | 5 | 1 | 2 | 4 | 0 | 2 | 19 | 18.2 | |
| at Mississippi St. | 01/22/20 | * | 30 | 7 | 16 | .438 | 2 | 7 | .286 | 4 | 4 | 1.000 | 1 | 6 | 7 | 6.2 | 3 | 0 | 4 | 3 | 1 | 1 | 20 | 18.3 | |
| TCU | 01/25/20 | * | 29 | 4 | 11 | .364 | 2 | 4 | .500 | 10 | 15 | .667 | 1 | 4 | 5 | 6.1 | 2 | 0 | 4 | 2 | 0 | 1 | 20 | 18.4 | |
| SOUTH CAROLINA | 01/29/20 | * | 34 | 9 | 15 | .600 | 1 | 6 | .167 | 15 | 16 | .938 | 1 | 11 | 12 | 6.4 | 4 | 0 | 4 | 7 | 0 | 1 | 34 | 19.2 | |
| at Alabama | 02/01/20 | * | 38 | 10 | 20 | .500 | 4 | 7 | .571 | 6 | 13 | .462 | 0 | 5 | 5 | 6.4 | 4 | 0 | 1 | 2 | 0 | 2 | 30 | 19.8 | |
| AUBURN | 02/04/20 | * | 45 | 12 | 24 | .500 | 5 | 12 | .417 | 11 | 16 | .688 | 1 | 2 | 3 | 6.2 | 2 | 0 | 5 | 4 | 0 | 2 | 40 | 20.7 | |
| Totals | | | 21 | 707 | 126 | 282 | .447 | 46 | 132 | .348 | 137 | 167 | .820 | 19 | 111 | 130 | 6.2 | 64 | 2 | 74 | 71 | 5 | 38 | 435 | 20.7 |



DOUBLE-DOUBLES (2)

| | | |
|----------------|--------|--------|
| 12/01/18 • FIU | 19 pts | 10 reb |
| 01/29/20 • USC | 34 pts | 12 reb |

30-PT GAMES (7)

| | |
|---------------------------|----|
| 01/12/19 • LSU | 30 |
| 02/16/19 • MISSISSIPPI ST | 30 |
| 11/05/19 • RICE | 32 |
| 12/14/19 • TULSA | 41 |
| 01/29/20 • SOUTH CAROLINA | 34 |
| 02/01/20 • @ Alabama | 30 |
| 02/04/20 • AUBURN | 40 |

• PERSONAL BESTS •

| | |
|---|---|
| POINTS Season: 41 vs Tulsa (12/14/19) Career: 41 vs Tulsa (12/14/19) | SEC ONLY 40 vs Auburn (02/04/20) 40 vs Auburn (02/04/20) |
| FG MADE Season: 12 (3x) last vs Auburn (02/04/20) Career: 12 (3x) last vs Auburn (02/04/20) | SEC ONLY 12 vs Auburn (02/04/20) 12 vs Auburn (02/04/20) |
| FG ATTEMPTED Season: 24 vs Auburn (02/04/20) Career: 24 vs Auburn (02/04/20) | SEC ONLY 24 vs Auburn (02/04/20) 24 vs Auburn (02/04/20) |
| 3-POINT FG MADE Season: 5 (2x) last vs Auburn (02/04/20) Career: 6 vs Ole Miss (03/02/19) | SEC ONLY 5 vs Auburn (02/04/20) 6 vs Ole Miss (03/02/19) |
| 3-PT FG ATTEMPTS Season: 12 vs Auburn (02/04/20) Career: 13 vs Georgia Tech (12/19/18) | SEC ONLY 12 vs Auburn (02/04/20) 12 vs Auburn (02/04/20) |
| FT MADE Season: 15 vs South Carolina (01/29/20) Career: 15 vs South Carolina (01/29/20) | SEC ONLY 15 vs South Carolina (01/29/20) 15 vs South Carolina (01/29/20) |
| FT ATTEMPTED Season: 16 (2x) last vs Auburn (02/04/20) Career: 16 (2x) last vs Auburn (02/04/20) | SEC ONLY 16 (2x) last vs Auburn (02/04/20) 16 (2x) last vs Auburn (02/04/20) |
| REBOUNDS Season: 12 vs South Carolina (01/29/20) Career: 12 vs South Carolina (01/29/20) | SEC ONLY 12 vs South Carolina (01/29/20) 12 vs South Carolina (01/29/20) |
| ASSISTS Season: 9 at Ole Miss (01/11/20) Career: 9 at Ole Miss (01/11/20) | SEC ONLY 9 at Ole Miss (01/11/20) 9 at Ole Miss (01/11/20) |
| STEALS Season: 5 (2x) last at Ga Tech (11/25/19) Career: 5 (2x) last at Ga Tech (11/25/19) | SEC ONLY 3 (2x) last vs Vandy (01/15/20) 3 (2x) last vs Vandy (01/15/20) |
| BLOCKED SHOTS Season: 2 vs Texas Southern (11/19/19) Career: 2 vs Texas Southern (11/19/19) | SEC ONLY -- 1 (4x), last at USC (02/02/19) |
| MINUTES Season: 44:35 vs Auburn (02/04/20) Career: 44:35 vs Auburn (02/04/20) | SEC ONLY 44:35 vs Auburn (02/04/20) 44:35 vs Auburn (02/04/20) |

MASON JONES CAREER STATISTICS

| Year | GP | GS | Min | Avg | FG | FGA | Pct | 3FG | 3FGA | Pct | FT | FTA | Pct | Off | Def | Tot | Avg | PF | FO | Ass | TO | Blk | Stl | Pts | Avg |
|---------|----|----|------|------|-----|-----|------|-----|------|------|-----|-----|------|-----|-----|-----|-----|-----|----|-----|-----|-----|-----|-----|------|
| 2018-19 | 34 | 26 | 996 | 29.3 | 136 | 337 | .404 | 76 | 208 | .365 | 115 | 143 | .804 | 18 | 114 | 132 | 3.9 | 77 | 2 | 96 | 61 | 5 | 31 | 463 | 13.6 |
| 2019-20 | 21 | 21 | 707 | 33.7 | 126 | 282 | .447 | 46 | 132 | .348 | 137 | 167 | .820 | 19 | 111 | 130 | 6.2 | 64 | 2 | 74 | 71 | 5 | 38 | 435 | 20.7 |
| TOTAL | 55 | 47 | 1703 | 31.0 | 262 | 619 | .423 | 122 | 340 | .359 | 252 | 310 | .813 | 37 | 225 | 262 | 4.8 | 141 | 4 | 170 | 132 | 10 | 69 | 898 | 16.3 |

24

ETHAN HENDERSON

F • So. • 6-8 • 210
Little Rock, Ark. || Parkview Magnet HS

2019-20 HIGHLIGHTS:

- Named team's "Level 5" Player of the Game as he provided a huge spark off the bench in the first half versus Austin Peay ... During a 9-0 run - putting the Hogs up 25-18 - he had a dunk, three blocked shots and three rebounds ... The **three rejections were a career high** and he finished with four rebounds in 7:26 played.
- Grabbed three rebounds in three minutes versus Tulsa.

PERSONAL BESTS

| POINTS | SEC ONLY |
|---|---|
| Season: 2 (3x) last vs Austin Peay (12/03/19) | |
| Career: 6 at Providence (03/19/19) | 2 at Tennessee (01/15/19) |
| FG MADE | SEC ONLY |
| Season: 1 (3x) last vs Austin Peay (12/03/19) | |
| Career: 3 at Providence (03/19/19) | 1 at Tennessee (01/15/19) |
| FG ATTEMPTED | SEC ONLY |
| Season: 1 (3x) last vs Austin Peay (12/03/19) | |
| Career: 6 at Providence (03/19/19) | 1 vs Auburn (02/04/20) 1 (3x), last vs Auburn (02/04/20) |
| 3-POINT FG MADE | SEC ONLY |
| Season: -- | |
| Career: -- | -- |
| 3-PT FG ATTEMPTS | SEC ONLY |
| Season: -- | |
| Career: -- | -- |
| FT MADE | SEC ONLY |
| Season: -- | |
| Career: 1 vs FIU (12/01/18) | -- |
| FT ATTEMPTED | SEC ONLY |
| Season: 1 vs TCU (01/25/20) | |
| Career: 2 vs FIU (12/01/18) | -- |
| REBOUNDS | SEC ONLY |
| Season: 4 vs Austin Peay (12/03/19) | |
| Career: 5 at Providence (03/19/19) | 1 vs Auburn (02/04/20) 1 (2x) last vs Auburn (02/04/20) |
| ASSISTS | SEC ONLY |
| Season: -- | |
| Career: 1 vs UTA (11/23/18) | -- |
| STEALS | SEC ONLY |
| Season: 1 vs Rice (11/05/19) | |
| Career: 2 at Tennessee (01/15/19) | 2 at Tennessee (01/15/19) |
| BLOCKED SHOTS | SEC ONLY |
| Season: 3 vs Austin Peay (12/03/19) | |
| Career: 3 vs Austin Peay (12/03/19) | 1 at Auburn (02/20/19) |
| MINUTES | SEC ONLY |
| Season: 12:01 vs Rice (11/05/19) | |
| Career: 18 at Providence (03/19/19) | 3:56 vs Auburn (02/04/20) 4 at Tennessee (01/15/19) |

ETHAN HENDERSON 2019-20 GAME STATS

| Opponent | Date | GS | Min | FG | FGA | Pct | 3FG | 3A | Pct | FT | FTA | Pct | O | D | Tot | Avg | PF | FO | A | TO | Blk | Stl | Pts | Avg |
|---------------------|----------|-----|-----|----|-----|-------|-----|----|------|----|-----|------|---|---|-----|-----|----|----|---|----|-----|-----|-----|-----|
| RICE | 11/05/19 | 12 | | 1 | 1 | 1.000 | 0 | 0 | .000 | 0 | 0 | .000 | 0 | 3 | 3 | 3.0 | 3 | 0 | 0 | 1 | 1 | 1 | 2 | 2.0 |
| NORTH TEXAS | 11/12/19 | DNP | | | | | | | | | | | | | | | | | | | | | | |
| MONTANA | 11/16/19 | DNP | | | | | | | | | | | | | | | | | | | | | | |
| TEXAS SOUTHERN | 11/19/19 | 8 | | 1 | 1 | 1.000 | 0 | 0 | .000 | 0 | 0 | .000 | 0 | 2 | 2 | 2.5 | 0 | 0 | 0 | 1 | 1 | 0 | 2 | 2.0 |
| SOUTH DAKOTA | 11/22/19 | DNP | | | | | | | | | | | | | | | | | | | | | | |
| at Georgia Tech | 11/25/19 | DNP | | | | | | | | | | | | | | | | | | | | | | |
| NORTHERN KY | 11/30/19 | DNP | | | | | | | | | | | | | | | | | | | | | | |
| AUSTIN PEAY | 12/03/19 | 7 | | 1 | 1 | 1.000 | 0 | 0 | .000 | 0 | 0 | .000 | 1 | 3 | 4 | 3.0 | 3 | 0 | 0 | 0 | 3 | 0 | 2 | 2.0 |
| at Western Kentucky | 12/07/19 | 1 | | 0 | 0 | .000 | 0 | 0 | .000 | 0 | 0 | .000 | 0 | 0 | 0 | 2.3 | 0 | 0 | 0 | 0 | 0 | 0 | 0 | 1.5 |
| TULSA | 12/14/19 | 3 | | 0 | 1 | .000 | 0 | 0 | .000 | 0 | 0 | .000 | 2 | 1 | 3 | 2.4 | 0 | 0 | 1 | 0 | 0 | 0 | 0 | 1.2 |
| vs Valparaiso | 12/21/19 | DNP | | | | | | | | | | | | | | | | | | | | | | |
| at Indiana | 12/29/19 | DNP | | | | | | | | | | | | | | | | | | | | | | |
| TEXAS A&M | 01/04/20 | DNP | | | | | | | | | | | | | | | | | | | | | | |
| at LSU | 01/08/20 | 2 | | 0 | 0 | .000 | 0 | 0 | .000 | 0 | 0 | .000 | 0 | 0 | 0 | 2.0 | 0 | 0 | 0 | 0 | 0 | 0 | 0 | 1.0 |
| at Ole Miss | 01/11/20 | DNP | | | | | | | | | | | | | | | | | | | | | | |
| VANDERBILT | 01/15/20 | 1 | | 0 | 0 | .000 | 0 | 0 | .000 | 0 | 0 | .000 | 0 | 0 | 0 | 1.7 | 0 | 0 | 0 | 0 | 0 | 0 | 0 | 0.9 |
| KENTUCKY | 01/18/20 | DNP | | | | | | | | | | | | | | | | | | | | | | |
| at Mississippi St. | 01/22/20 | DNP | | | | | | | | | | | | | | | | | | | | | | |
| TCU | 01/25/20 | 3 | | 0 | 0 | .000 | 0 | 0 | .000 | 0 | 1 | .000 | 0 | 0 | 0 | 1.5 | 1 | 0 | 0 | 0 | 0 | 0 | 0 | 0.8 |
| SOUTH CAROLINA | 01/29/20 | 1 | | 0 | 0 | .000 | 0 | 0 | .000 | 0 | 0 | .000 | 0 | 0 | 0 | 1.3 | 0 | 0 | 0 | 0 | 0 | 0 | 0 | 0.7 |
| at Alabama | 02/01/20 | DNP | | | | | | | | | | | | | | | | | | | | | | |
| AUBURN | 02/04/20 | 4 | | 0 | 1 | .000 | 0 | 0 | .000 | 0 | 0 | .000 | 1 | 0 | 1 | 1.3 | 2 | 0 | 0 | 0 | 0 | 0 | 0 | 0.6 |
| Totals | | 0 | 42 | 3 | 5 | .600 | 0 | 0 | .000 | 0 | 1 | .000 | 4 | 9 | 13 | 1.3 | 9 | 0 | 1 | 2 | 5 | 1 | 6 | 0.6 |

ETHAN HENDERSON CAREER STATISTICS

| Year | GP | GS | Min | Avg | FG | FGA | Pct | 3FG | 3FGA | Pct | FT | FTA | Pct | Off | Def | Tot | Avg | PF | FO | Ast | TO | Blk | Stl | Pts | Avg |
|---------|----|----|-----|-----|----|-----|------|-----|------|------|----|-----|------|-----|-----|-----|-----|----|----|-----|----|-----|-----|-----|-----|
| 2018-19 | 12 | 0 | 51 | 4.3 | 5 | 10 | .500 | 0 | 0 | .000 | 1 | 3 | .333 | 3 | 9 | 12 | 1.0 | 6 | 0 | 1 | 3 | 2 | 3 | 11 | 0.9 |
| 2019-20 | 10 | 0 | 42 | 4.2 | 3 | 5 | .600 | 0 | 0 | .000 | 0 | 1 | .000 | 4 | 9 | 13 | 1.3 | 9 | 0 | 1 | 2 | 5 | 1 | 6 | 0.6 |
| TOTAL | 22 | 0 | 93 | 4.2 | 8 | 15 | .533 | 0 | 0 | .000 | 1 | 4 | .250 | 7 | 18 | 25 | 1.1 | 15 | 0 | 2 | 5 | 7 | 4 | 17 | 0.8 |



33

JIMMY WHITT JR.

G • Gr. Sr. • 6-3 • 175
Columbia, Mo. || Hickman HS

• Began career at Arkansas, transferred to SMU, returned to the Razorbacks as a graduate transfer ... B.S. in Sport Management from SMU in May 2019 ... Pursuing an M.Ed. in Adult and Lifelong Learning ... His brother, Marcus, was a GA on Coach Musselman's staff at Nevada.

- **11TH IN THE SEC IN SCORING (14.7 PPG)** thanks to a **career-high 30 vs Vandy**.
- **ALSO IN THE SEC: 2nd FG Made - 135 • 4TH FG% - 51.3% • 2nd Minutes/Gm - 36:49**
- Games in double figure points: 61 for career • 17 for 2019-20
- Scored his 1,000th career point vs Northern KY on old-fashion 3-point play
- **Played 158:18 over five games without a turnover** (Montana into Northern Kentucky)

2019-20 HIGHLIGHTS:

- Named **MVP of the Collegiate Hoops Roadshow - Razorback Regional** ... Averaged 1.8 points and 8.3 rebounds while shooting 63% from the field ... Had 14 points and seven rebounds versus Montana ... Record **sixth career double-double** - first as a Razorback - vs. Texas Southern with 17 points and 10 rebounds ... Tied a then career high with 24 points vs South Dakota ... Was 11-of-14 from the field ... **SET AN ARKANSAS RECORD** for most points by a guard in the 3-point era without attempting a 3-pointer (@HogStats.com) ... Tied his then career high a second time in three games with 24 points versus Northern Kentucky with nine rebounds • Only scored six points on 3-of-12 shooting, but played great defense versus Michael Devoe, getting two blocked shots and holding Devoe to 4-of-16 shooting • Scored 10 points and tied for team highs in both assists (4) and steals (3) vs. Valpo • Played all 40 minutes at LSU, the first Razorback to play all 40 minutes in a regulation game since 2009) ... Scored 22 points - his most versus SEC opponent ... Also had SEC highs in FG (9), FGA (13), FT (4) and FTA (4) • Made 7-of-8 from the free throw line, including two with eight seconds left, to seal come-from-behind win at Ole Miss ... Finished with 11 points and two steals • In the win over Vanderbilt, scored a **career-high 30 points** while leading the team in rebounds (8) and blocked shots (2) ... Was 14-of-24, including his first 3-point attempt of the year (a desperation shot as buzzer sounded for halftime) ... The 14 made field goals **SET AN ARKANSAS RECORD** for most by a Razorback guard in the 3-point era • **Career-best 8-of-8 from the free throw line** in scoring 14 vs Kentucky ... Added two blocked shots, two assists and a steal • Tied for team-high honors with 20 points at Mississippi State • Played all 40 minutes in the win over TCU ... Scored 20 ... Held TCU leading scorer Desmond Bane to just 3-of-6 FG and 8 points • Played key role in come-from-behind win at Alabama ... Scored 26 (11-of-19) and was 4-of-4 FT while adding 4 rebounds and **SEC career-high four steals** ... Had 18 of his 26 in the second half (7-of-10 FG; 4-4 FT) ... Had six points in an 11-1 run from 3:54-1:20 to turn 3-point deficit to a 7-point lead.

JIMMY WHITT JR. 2019-20 GAME STATS

| Opponent | Date | GS | Min | FG | FGA | Pct | 3FG | 3A | Pct | FT | FTA | Pct | O | D | Tot | Avg | PF | FO | A | TO | Blk | Stl | Pts | Avg | |
|---------------------|----------|----|-----|-----|-----|------|------|----|------|------|-----|-------|------|----|-----|-----|-----|----|---|----|-----|-----|-----|------|------|
| RICE | 11/05/19 | * | 28 | 1 | 4 | .250 | 0 | 0 | .000 | 0 | 0 | .000 | 2 | 2 | 4 | 4.0 | 0 | 0 | 5 | 2 | 1 | 1 | 2 | 2.0 | |
| NORTH TEXAS | 11/12/19 | * | 35 | 5 | 10 | .500 | 0 | 0 | .000 | 3 | 4 | .750 | 0 | 1 | 1 | 2.5 | 4 | 0 | 2 | 1 | 1 | 3 | 13 | 7.5 | |
| MONTANA | 11/16/19 | * | 28 | 6 | 12 | .500 | 0 | 0 | .000 | 2 | 3 | .667 | 2 | 5 | 7 | 4.0 | 3 | 0 | 2 | 4 | 0 | 1 | 14 | 9.7 | |
| TEXAS SOUTHERN | 11/19/19 | * | 34 | 8 | 13 | .615 | 0 | 0 | .000 | 1 | 2 | .500 | 2 | 8 | 10 | 5.5 | 1 | 0 | 1 | 0 | 0 | 0 | 17 | 11.5 | |
| SOUTH DAKOTA | 11/22/19 | * | 35 | 11 | 14 | .786 | 0 | 0 | .000 | 2 | 3 | .667 | 1 | 6 | 7 | 5.8 | 1 | 0 | 1 | 0 | 1 | 3 | 24 | 14.0 | |
| at Georgia Tech | 11/25/19 | * | 44 | 3 | 12 | .250 | 0 | 0 | .000 | 0 | 2 | .000 | 0 | 4 | 4 | 5.5 | 3 | 0 | 2 | 0 | 2 | 0 | 6 | 12.7 | |
| NORTHERN KY | 11/30/19 | * | 38 | 9 | 15 | .600 | 0 | 0 | .000 | 6 | 7 | .857 | 3 | 6 | 9 | 6.0 | 4 | 0 | 2 | 1 | 0 | 1 | 24 | 14.3 | |
| AUSTIN PEAY | 12/03/19 | * | 37 | 7 | 13 | .538 | 0 | 0 | .000 | 3 | 4 | .750 | 1 | 1 | 2 | 5.5 | 0 | 0 | 1 | 2 | 0 | 1 | 17 | 14.6 | |
| at Western Kentucky | 12/07/19 | * | 44 | 8 | 18 | .444 | 0 | 0 | .000 | 1 | 3 | .333 | 3 | 9 | 12 | 6.2 | 5 | 1 | 4 | 1 | 0 | 1 | 17 | 14.9 | |
| TULSA | 12/14/19 | * | 33 | 5 | 8 | .625 | 0 | 0 | .000 | 1 | 2 | .500 | 0 | 5 | 5 | 6.1 | 3 | 0 | 4 | 1 | 0 | 1 | 11 | 14.5 | |
| vs Valparaiso | 12/21/19 | * | 37 | 5 | 10 | .500 | 0 | 0 | .000 | 0 | 1 | .000 | 2 | 1 | 3 | 5.8 | 2 | 0 | 4 | 3 | 0 | 3 | 10 | 14.1 | |
| at Indiana | 12/29/19 | * | 32 | 3 | 5 | .600 | 0 | 0 | .000 | 1 | 2 | .500 | 0 | 3 | 3 | 5.6 | 3 | 0 | 3 | 3 | 1 | 2 | 7 | 13.5 | |
| TEXAS A&M | 01/04/20 | * | 37 | 6 | 11 | .545 | 0 | 0 | .000 | 0 | 0 | .000 | 1 | 3 | 4 | 5.5 | 2 | 0 | 1 | 3 | 1 | 0 | 12 | 13.4 | |
| at LSU | 01/08/20 | * | 40 | 9 | 13 | .692 | 0 | 0 | .000 | 4 | 4 | 1.000 | 0 | 3 | 3 | 5.3 | 3 | 0 | 0 | 1 | 0 | 0 | 22 | 14.0 | |
| at Ole Miss | 01/11/20 | * | 40 | 2 | 9 | .222 | 0 | 0 | .000 | 7 | 8 | .875 | 2 | 1 | 3 | 5.1 | 3 | 0 | 0 | 2 | 0 | 2 | 11 | 13.8 | |
| VANDERBILT | 01/15/20 | * | 38 | 14 | 24 | .583 | 0 | 1 | .000 | 2 | 4 | .500 | 3 | 5 | 8 | 5.3 | 3 | 0 | 0 | 1 | 2 | 1 | 30 | 14.8 | |
| KENTUCKY | 01/18/20 | * | 35 | 3 | 9 | .333 | 0 | 0 | .000 | 8 | 8 | 1.000 | 1 | 4 | 5 | 5.3 | 2 | 0 | 2 | 2 | 2 | 1 | 14 | 14.8 | |
| at Mississippi St. | 01/22/20 | * | 39 | 9 | 15 | .600 | 0 | 0 | .000 | 2 | 5 | .400 | 1 | 3 | 4 | 5.2 | 2 | 0 | 0 | 0 | 1 | 1 | 20 | 15.1 | |
| TCU | 01/25/20 | * | 40 | 8 | 15 | .533 | 0 | 0 | .000 | 4 | 4 | 1.000 | 0 | 2 | 2 | 5.1 | 0 | 0 | 2 | 1 | 0 | 1 | 20 | 15.3 | |
| SOUTH CAROLINA | 01/29/20 | * | 36 | 2 | 7 | .286 | 0 | 0 | .000 | 3 | 6 | .500 | 2 | 1 | 3 | 5.0 | 1 | 0 | 0 | 0 | 0 | 1 | 7 | 14.9 | |
| at Alabama | 02/01/20 | * | 39 | 11 | 19 | .579 | 0 | 0 | .000 | 4 | 4 | 1.000 | 2 | 2 | 4 | 4.9 | 2 | 0 | 2 | 1 | 0 | 4 | 26 | 15.4 | |
| AUBURN | 02/04/20 | * | 40 | 0 | 7 | .000 | 0 | 0 | .000 | 0 | 0 | .000 | 1 | 6 | 7 | 5.0 | 3 | 0 | 1 | 1 | 0 | 3 | 0 | 14.7 | |
| Totals | | | 22 | 809 | 135 | 263 | .513 | 0 | 1 | .000 | 54 | 76 | .711 | 29 | 81 | 110 | 5.0 | 50 | 1 | 39 | 30 | 12 | 31 | 324 | 14.7 |

JIMMY WHITT JR. CAREER STATISTICS

| Year | GP | GS | Min | Avg | FG | FGA | Pct | 3FG | 3FGA | Pct | FT | FTA | Pct | Off | Def | Tot | Avg | PF | FO | Ass | TO | Blk | Stl | Pts | Avg |
|-----------------------------|-----|----|------|------|-----|------|------|-----|------|------|-----|-----|------|-----|-----|-----|-----|-----|----|-----|-----|-----|-----|------|------|
| 2015-16 (ARK) | 32 | 10 | 552 | 17.2 | 75 | 194 | .387 | 6 | 16 | .375 | 38 | 48 | .792 | 11 | 42 | 53 | 1.7 | 66 | 0 | 35 | 31 | 6 | 20 | 194 | 6.1 |
| 2016-17 - REDSHIRTED AT SMU | | | | | | | | | | | | | | | | | | | | | | | | | |
| 2017-18 (SMU) | 33 | 33 | 1096 | 33.2 | 140 | 287 | .488 | 6 | 21 | .286 | 60 | 101 | .594 | 50 | 121 | 171 | 5.2 | 76 | 1 | 114 | 54 | 16 | 60 | 346 | 10.5 |
| 2018-19 (SMU) | 30 | 30 | 1053 | 35.1 | 162 | 332 | .488 | 4 | 28 | .143 | 42 | 74 | .568 | 62 | 131 | 193 | 6.4 | 71 | 1 | 119 | 44 | 13 | 43 | 370 | 12.3 |
| 2019-20 (ARK) | 22 | 22 | 809 | 36.8 | 135 | 263 | .513 | 0 | 1 | .000 | 54 | 76 | .711 | 29 | 81 | 110 | 5.0 | 50 | 1 | 39 | 30 | 12 | 31 | 324 | 14.7 |
| TOTAL | 117 | 95 | 3510 | 30.0 | 512 | 1076 | .476 | 16 | 66 | .242 | 194 | 299 | .649 | 152 | 375 | 527 | 4.5 | 263 | 3 | 307 | 159 | 47 | 154 | 1234 | 10.5 |

TRIPLE-DOUBLES (1)

Pts-Reb-Ass

11/29/18 • McNeese St. 12-10-10

DOUBLE-DOUBLES (7)

11/20/18 • Bradley 12 pts 13 reb
 11/29/18 • McNeese St. * 12 pts 10 reb
 01/04/19 • at Tulane + 11 pts 11 reb
 01/10/19 • at UConn + 20 pts 10 reb
 01/12/19 • Tulsa + 10 pts 10 reb
 11/19/19 • TX Southern 17 pts 10 reb
 17/07/19 • at Western Ky 17 pts 12 reb

* - part of a triple-double
 + - consecutive games

PERSONAL BESTS

| POINTS | SEC ONLY |
|--|------------------------------------|
| Season: 30 vs Vanderbilt (01/15/20) | 30 vs Vanderbilt (01/15/20) |
| Career: 30 vs Vanderbilt (01/15/20) | 30 vs Vanderbilt (01/15/20) |
| FG MADE | SEC ONLY |
| Season: 14 vs Vanderbilt (01/15/20) | 14 vs Vanderbilt (01/15/20) |
| Career: 14 vs Vanderbilt (01/15/20) | 14 vs Vanderbilt (01/15/20) |
| FG ATTEMPTED | SEC ONLY |
| Season: 24 vs Vanderbilt (01/15/20) | 24 vs Vanderbilt (01/15/20) |
| Career: 24 vs Vanderbilt (01/15/20) | 24 vs Vanderbilt (01/15/20) |
| 3-POINT FG MADE | SEC ONLY |
| Season: -- | -- |
| Career: 2 (3x) last at UCF (03/04/18) | 2 (2x), last vs LSU (02/23/16) |
| 3-PT FG ATTEMPTS | SEC ONLY |
| Season: 1 vs Vanderbilt (01/15/20) | 1 vs Vanderbilt (01/15/20) |
| Career: 6 at UCF (03/04/18) | 3 vs LSU (02/23/16) |
| FT MADE | SEC ONLY |
| Season: 8 vs Kentucky (01/18/20) | 8 vs Kentucky (01/18/20) |
| Career: 8 vs Kentucky (01/18/20) | 8 vs Kentucky (01/18/20) |
| FT ATTEMPTED | SEC ONLY |
| Season: 8 (2x) last vs Kentucky (01/18/20) | 8 (2x) vs Kentucky (01/18/20) |
| Career: 8 (3x) last vs Kentucky (01/18/20) | 8 (2x) last vs Kentucky (01/18/20) |
| REBOUNDS | SEC ONLY |
| Season: 12 at Western Kentucky (12/07/19) | 8 vs Vanderbilt (01/15/20) |
| Career: 13 (2x) last vs Bradley (11/20/18) | 8 vs Vanderbilt (01/15/20) |
| ASSISTS | SEC ONLY |
| Season: 5 vs Rice (11/05/19) | 2 vs Kentucky (01/18/20) |
| Career: 10 vs McNeese (11/29/18) | 2 (5x) last vs Kentucky (01/18/20) |
| STEALS | SEC ONLY |
| Season: 4 at Alabama (02/01/20) | 4 at Alabama (02/01/20) |
| Career: 5 (3x) vs Memphis (21/14/18) | 4 at Alabama (02/01/20) |
| BLOCKED SHOTS | SEC ONLY |
| Season: 2 (3x) last vs Kentucky (01/18/20) | 2 (2x) last vs Kentucky (01/18/20) |
| Career: 3 (2x) at Memphis (01/19/19) | 2 (3x) last vs Kentucky (01/18/20) |
| MINUTES | SEC ONLY |
| Season: 43:47 at Georgia Tech (11/25/19) | 40:00 at LSU (01/08/20) |
| Career: 43:47 at Georgia Tech (11/25/19) | 40:00 at LSU (01/08/20) |



35 REGGIE CHANEY

F • So. • 6-8 • 222
Tulsa, Okla. || Findlay Prep (Nev.)

- **SHOOTING 72.9% FROM THE FIELD (35-of-48)**
- **Has made 24 of his last 31 attempts (77.4%) from the field, including a streak of 13 consecutive makes.**
- **Recently posted SEC career-highs in rebounds (7 vs South Carolina then 11 at Alabama)**
- **While Arkansas is 2-4 over its last six games, Chaney is the only Razorback with a positive Plus-Minus in each of the losses (+2 Kentucky • +12 Mississippi State • +11 South Carolina • +1 vs Auburn)**
- Has a blocked shot in 32 of his 53 career games, including 8 with at least 3 rejections (2 in 2019-20)

2019-20 HIGHLIGHTS:

- Missed the first three games ... In his debut (vs Texas Southern) was very efficient in his 19 minutes played ... **Tied a career high with four steals** ... Was 3-of-4 from the field for six points with two rebounds and a blocked shot.
- Was 3-of-3 from the field – all dunks – while adding three blocked shots.
- Posted **career highs in rebounds (11) and assists (5)** versus Northern Kentucky.
- Blocked three shots and had six rebounds in just 13 minutes at Western Kentucky.
- Led the team with seven rebounds vs Tulsa.
- Scored six with four rebounds at Indiana ... Helped hold Travce Jackson-Davis, who scored 20 in the game, to just four in the second half and no shot attempts over the final eight minutes.
- After playing single-digit minutes with zero rebounds over his previous three games, played a near perfect game versus Vanderbilt ... Was 6-of-6 from the field (including two dunks) and 2-of-2 at the free throw line ... **Tied a career-high with 14 points** – his most in an SEC game ... Added three rebounds and two assists.
- Was 4-of-5 from the field at Mississippi State in scoring eight points with two rebounds, a blocked shot and a steal.
- Got first start of the season versus TCU ... Was 0-of-3 in the first half but was 3-of-3 in the second ... The three field goals were on consecutive trips as Arkansas went from a 3-point lead to a 9-point lead.
- Pulled down a then **SEC career-high seven rebounds** vs South Carolina only to get **11 boards, tying overall career-high**, in the next game at Alabama ... Added two blocked shots at Bama and was a **career-best 4-of-5 at the free throw line** ... Scored four in a 6-0 as Hogs went from down one to up five ... Helped spur an 11-1 run inside the final four minutes, blocked a shot and got the rebound as the Hogs went from down one to up seven.

REGGIE CHANEY 2019-20 GAME STATS

| Opponent | Date | GS | Min | FG | FGA | Pct | 3FG | 3A | Pct | FT | FTA | Pct | O | D | Tot | Avg | PF | FO | A | TO | Blk | Stl | Pts | Avg |
|---------------------|------------|-----|-----|----|-------|------|-----|------|------|----|-------|------|----|----|-----|-----|----|----|----|----|-----|-----|-----|-----|
| RICE | 11/05/19 | DNP | | | | | | | | | | | | | | | | | | | | | | |
| NORTH TEXAS | 11/12/19 | DNP | | | | | | | | | | | | | | | | | | | | | | |
| MONTANA | 11/16/19 | DNP | | | | | | | | | | | | | | | | | | | | | | |
| TEXAS SOUTHERN | 11/19/19 | 19 | 3 | 4 | .750 | 0 | 0 | .000 | 0 | 1 | 1.000 | 1 | 1 | 2 | 2.0 | 0 | 0 | 0 | 0 | 1 | 4 | 6 | 6.0 | |
| SOUTH DAKOTA | 11/22/19 | 15 | 3 | 3 | 1.000 | 0 | 0 | .000 | 0 | 0 | .000 | 1 | 1 | 2 | 2.0 | 4 | 0 | 2 | 0 | 3 | 1 | 6 | 6.0 | |
| at Georgia Tech | 11/25/19 | 12 | 0 | 1 | .000 | 0 | 0 | .000 | 0 | 0 | .000 | 1 | 1 | 2 | 2.0 | 2 | 0 | 0 | 1 | 1 | 1 | 0 | 4.0 | |
| NORTHERN KY | 11/30/19 | 24 | 3 | 5 | .600 | 0 | 0 | .000 | 0 | 0 | .000 | 2 | 9 | 11 | 4.3 | 5 | 1 | 5 | 1 | 0 | 0 | 6 | 4.5 | |
| AUSTIN PEAY | 12/03/19 | 14 | 0 | 0 | .000 | 0 | 0 | .000 | 0 | 1 | 1.000 | 0 | 2 | 2 | 3.8 | 3 | 0 | 1 | 2 | 0 | 2 | 0 | 3.6 | |
| at Western Kentucky | 12/07/19 | 13 | 0 | 0 | .000 | 0 | 0 | .000 | 0 | 0 | .000 | 2 | 4 | 6 | 4.2 | 3 | 0 | 1 | 2 | 3 | 0 | 0 | 3.0 | |
| TULSA | 12/14/19 | 18 | 2 | 2 | 1.000 | 0 | 0 | .000 | 1 | 2 | .500 | 0 | 7 | 7 | 4.6 | 3 | 0 | 2 | 1 | 0 | 1 | 5 | 3.3 | |
| vs Valparaiso | 12/21/19 | 13 | 0 | 1 | .000 | 0 | 0 | .000 | 3 | 6 | .500 | 0 | 2 | 2 | 4.3 | 2 | 0 | 2 | 2 | 0 | 0 | 3 | 3.3 | |
| at Indiana | 12/29/19 | 17 | 3 | 4 | .750 | 0 | 0 | .000 | 0 | 0 | .000 | 3 | 1 | 4 | 4.2 | 1 | 0 | 0 | 0 | 0 | 0 | 6 | 3.6 | |
| TEXAS A&M | 01/04/20 | 7 | 1 | 1 | 1.000 | 0 | 0 | .000 | 0 | 0 | .000 | 0 | 0 | 0 | 3.8 | 2 | 0 | 0 | 3 | 0 | 0 | 2 | 3.4 | |
| at LSU | 01/08/20 | 7 | 0 | 0 | .000 | 0 | 0 | .000 | 0 | 0 | .000 | 0 | 0 | 0 | 3.5 | 4 | 0 | 1 | 0 | 0 | 0 | 0 | 3.1 | |
| at Ole Miss | 01/11/20 | 4 | 0 | 0 | .000 | 0 | 0 | .000 | 0 | 0 | .000 | 0 | 0 | 0 | 3.2 | 1 | 0 | 0 | 1 | 0 | 0 | 0 | 2.8 | |
| VANDERBILT | 01/15/20 | 21 | 6 | 6 | 1.000 | 0 | 0 | .000 | 2 | 2 | 1.000 | 2 | 1 | 3 | 3.2 | 2 | 0 | 2 | 2 | 0 | 0 | 14 | 3.7 | |
| KENTUCKY | 01/18/20 | 15 | 2 | 2 | 1.000 | 0 | 0 | .000 | 0 | 0 | .000 | 1 | 2 | 3 | 3.1 | 2 | 0 | 0 | 1 | 1 | 0 | 4 | 3.7 | |
| at Mississippi St. | 01/22/20 | 17 | 4 | 5 | .800 | 0 | 0 | .000 | 0 | 0 | .000 | 2 | 0 | 2 | 3.1 | 2 | 0 | 0 | 0 | 1 | 1 | 8 | 4.0 | |
| TCU | 01/25/20 * | 14 | 3 | 6 | .500 | 0 | 0 | .000 | 0 | 0 | .000 | 1 | 0 | 1 | 2.9 | 1 | 0 | 0 | 2 | 0 | 0 | 6 | 4.1 | |
| SOUTH CAROLINA | 01/29/20 * | 22 | 1 | 2 | .500 | 0 | 0 | .000 | 1 | 4 | .250 | 2 | 5 | 7 | 3.2 | 4 | 0 | 0 | 1 | 0 | 1 | 3 | 4.1 | |
| at Alabama | 02/01/20 * | 25 | 2 | 4 | .500 | 0 | 0 | .000 | 4 | 5 | .800 | 5 | 6 | 11 | 3.6 | 5 | 1 | 0 | 1 | 2 | 1 | 8 | 4.3 | |
| AUBURN | 02/04/20 * | 26 | 2 | 2 | 1.000 | 0 | 0 | .000 | 0 | 0 | .000 | 2 | 4 | 6 | 3.7 | 4 | 0 | 0 | 2 | 1 | 1 | 4 | 4.3 | |
| Totals | | 4 | 303 | 35 | 48 | .729 | 0 | 0 | .000 | 11 | 21 | .524 | 25 | 46 | 71 | 3.7 | 50 | 2 | 16 | 22 | 13 | 14 | 81 | 4.3 |

REGGIE CHANEY CAREER STATISTICS

| Year | GP | GS | Min | Avg | FG | FGA | Pct | 3FG | 3FGA | Pct | FT | FTA | Pct | Off | Def | Tot | Avg | PF | FO | Ast | TO | Blk | Stl | Pts | Avg |
|---------|----|----|-----|------|-----|-----|------|-----|------|------|----|-----|------|-----|-----|-----|-----|-----|----|-----|----|-----|-----|-----|-----|
| 2018-19 | 34 | 2 | 555 | 16.3 | 83 | 150 | .553 | 0 | 0 | .000 | 17 | 33 | .515 | 40 | 78 | 118 | 3.5 | 82 | 2 | 25 | 46 | 46 | 21 | 183 | 5.4 |
| 2019-20 | 19 | 4 | 303 | 15.9 | 35 | 48 | .729 | 0 | 0 | .000 | 11 | 21 | .524 | 25 | 46 | 71 | 3.7 | 50 | 2 | 16 | 22 | 13 | 14 | 81 | 4.3 |
| TOTAL | 53 | 6 | 858 | 16.2 | 118 | 198 | .596 | 0 | 0 | .000 | 28 | 54 | .519 | 65 | 124 | 189 | 3.6 | 132 | 4 | 41 | 68 | 59 | 35 | 264 | 5.0 |

PERSONAL BESTS

| | |
|---|--|
| POINTS Season: 14 vs Vanderbilt (01/15/20) Career: 14 (2x) last vs Vandy (01/15/20) | SEC ONLY 14 vs Vanderbilt (01/15/20) 14 vs Vanderbilt (01/15/20) |
| FG MADE Season: 6 vs Vanderbilt (01/15/20) Career: 7 at Providence (03/19/19) | SEC ONLY 6 vs Vanderbilt (01/15/20) 6 (2x) last vs Vandy (01/15/20) |
| FG ATTEMPTED Season: 6 vs Vanderbilt (01/15/20) Career: 9 (2x), last at Providence (03/19/19) | SEC ONLY 6 vs Vanderbilt (01/15/20) 8 vs LSU (01/12/19) |
| 3-POINT FG MADE Season: -- Career: -- | SEC ONLY -- -- |
| 3-PT FG ATTEMPTS Season: -- Career: -- | SEC ONLY -- -- |
| FT MADE Season: 4 at Alabama (02/01/20) Career: 4 at Alabama (02/01/20) | SEC ONLY 4 at Alabama (02/01/20) 4 at Alabama (02/01/20) |
| FT ATTEMPTED Season: 6 vs Valpo (12/21/19) Career: 6 vs Valpo (12/21/19) | SEC ONLY 5 at Alabama (02/01/20) 5 at Alabama (02/01/20) |
| REBOUNDS Season: 11 (2x) last at Alabama (02/01/20) Career: 11 (2x) last at Alabama (02/01/20) | SEC ONLY 11 at Alabama (02/01/20) 11 at Alabama (02/01/20) |
| ASSISTS Season: 5 vs Northern Kentucky (11/30/19) Career: 5 vs Northern Ky (11/30/19) | SEC ONLY 2 vs Vanderbilt (01/15/20) 4 vs Missouri (01/23/19) |
| STEALS Season: 4 vs Texas Southern (11/19/19) Career: 4 (3x), last vs TX SOU (11/19/19) | SEC ONLY -- 4 vs LSU (01/12/19) |
| BLOCKED SHOTS Season: 3 (2x) last at Western Ky (12/07/19) Career: 7 at Providence (03/19/19) | SEC ONLY 2 at Alabama (02/01/20) 5 vs Georgia (01/29/19) |
| MINUTES Season: 24:51 at Alabama (02/01/20) Career: 28 (2x), last at Providence (03/19/19) | SEC ONLY 24:51 at Alabama (02/01/20) 27 vs LSU (01/12/19) |



ARKANSAS RAZORBACKS

2019-20 COMBINED REPORT

| RECORD: | OVERALL | HOME | AWAY | NEUTRAL |
|----------------|---------|------|------|---------|
| ALL GAMES | 16-6 | 11-3 | 4-3 | 1-0 |
| CONFERENCE | 4-5 | 2-3 | 2-2 | 0-0 |
| NON-CONFERENCE | 12-1 | 9-0 | 2-1 | 1-0 |

| ## | Player | GP | GS | Min | Avg | • TOTAL • | | | • 3-PTS • | | | • REBOUNDS • | | | | PF FO | | A TO Blk Stl | | | | Pts Avg | | | | |
|----------------|-----------------|----|----|-----|------|-----------|------|------|-----------|-----|------|--------------|-----|------|-----|-------|-----|--------------|-----|----|-----|---------|----|-----|------|------|
| | | | | | | FG | FGA | Pct | 3FG | FGA | Pct | FT | FTA | Pct | Off | | | | | | | | | Def | Tot | Avg |
| 15 | Mason Jones | 21 | 21 | 707 | 33.7 | 126 | 282 | .447 | 46 | 132 | .348 | 137 | 167 | .820 | 19 | 111 | 130 | 6.2 | 64 | 2 | 74 | 71 | 5 | 38 | 435 | 20.7 |
| 1 | Isaiah Joe | 20 | 19 | 718 | 35.9 | 100 | 278 | .360 | 72 | 212 | .340 | 47 | 57 | .825 | 13 | 73 | 86 | 4.3 | 32 | 0 | 38 | 35 | 6 | 30 | 319 | 16.0 |
| 33 | Jimmy Whitt Jr. | 22 | 22 | 809 | 36.8 | 135 | 263 | .513 | 0 | 1 | .000 | 54 | 76 | .711 | 29 | 81 | 110 | 5.0 | 50 | 1 | 39 | 30 | 12 | 31 | 324 | 14.7 |
| 3 | Desi Sills | 22 | 20 | 678 | 30.8 | 77 | 184 | .418 | 24 | 91 | .264 | 36 | 55 | .655 | 10 | 52 | 62 | 2.8 | 67 | 3 | 29 | 32 | 4 | 28 | 214 | 9.7 |
| 2 | Adrio Bailey | 22 | 21 | 517 | 23.5 | 53 | 108 | .491 | 7 | 19 | .368 | 25 | 49 | .510 | 26 | 76 | 102 | 4.6 | 66 | 1 | 15 | 26 | 36 | 29 | 138 | 6.3 |
| 5 | Jalen Harris | 22 | 2 | 537 | 24.4 | 31 | 81 | .383 | 12 | 45 | .267 | 30 | 40 | .750 | 9 | 45 | 54 | 2.5 | 58 | 1 | 55 | 28 | 6 | 20 | 104 | 4.7 |
| 35 | Reggie Chaney | 19 | 4 | 303 | 15.9 | 35 | 48 | .729 | 0 | 0 | .000 | 11 | 21 | .524 | 25 | 46 | 71 | 3.7 | 50 | 2 | 16 | 22 | 13 | 14 | 81 | 4.3 |
| 0 | Jeantal Cylla | 19 | 1 | 155 | 8.2 | 9 | 31 | .290 | 2 | 12 | .167 | 2 | 6 | .333 | 6 | 26 | 32 | 1.7 | 19 | 0 | 2 | 11 | 4 | 2 | 22 | 1.2 |
| 24 | Ethan Henderson | 10 | 0 | 42 | 4.2 | 3 | 5 | .600 | 0 | 0 | .000 | 0 | 1 | .000 | 4 | 9 | 13 | 1.3 | 9 | 0 | 1 | 2 | 5 | 1 | 6 | 0.6 |
| 14 | Jamario Bell | 2 | 0 | 2 | 1.0 | 0 | 0 | .000 | 0 | 0 | .000 | 0 | 0 | .000 | 0 | 1 | 1 | 0.5 | 1 | 0 | 0 | 0 | 1 | 0 | 0 | 0.0 |
| 12 | Ty Stevens | 4 | 0 | 4 | 1.0 | 0 | 1 | .000 | 0 | 0 | .000 | 0 | 3 | .000 | 0 | 0 | 0 | 0.0 | 0 | 0 | 0 | 0 | 0 | 0 | 0 | 0.0 |
| 13 | Emeka Obukwelu | 3 | 0 | 3 | 1.0 | 0 | 1 | .000 | 0 | 1 | .000 | 0 | 0 | .000 | 1 | 2 | 3 | 1.0 | 0 | 0 | 0 | 0 | 0 | 0 | 0 | 0.0 |
| TEAM..... | | | | | | | | | | | | | | | 22 | 33 | 55 | 2.5 | 0 | 4 | | | | 0 | | |
| ARKANSAS..... | | 22 | | | | 569 | 1282 | .444 | 163 | 513 | .318 | 342 | 475 | .720 | 164 | 555 | 719 | 32.7 | 416 | 10 | 269 | 261 | 92 | 193 | 1643 | 74.7 |
| Opponents..... | | 22 | | | | 506 | 1238 | .409 | 103 | 415 | .248 | 321 | 469 | .684 | 241 | 607 | 848 | 38.5 | 452 | - | 219 | 377 | 63 | 109 | 1436 | 65.3 |

| Team Statistics | ARK | OPP |
|------------------------|-----------------|-----------------|
| SCORING | 1643 | 1436 |
| Points per game | 74.7 | 65.3 |
| Scoring margin | +9.4 | - |
| FIELD GOALS-ATT | 569-1282 | 506-1238 |
| Field goal pct | .444 | .409 |
| 3 POINT FG-ATT | 163-513 | 103-415 |
| 3-point FG pct | .318 | .248 |
| 3-pt FG made per game | 7.4 | 4.7 |
| FREE THROWS-ATT | 342-475 | 321-469 |
| Free throw pct | .720 | .684 |
| F-Throws made per game | 15.5 | 14.6 |
| REBOUNDS | 719 | 848 |
| Rebounds per game | 32.7 | 38.5 |
| Rebounding margin | -5.9 | - |
| ASSISTS | 269 | 219 |
| Assists per game | 12.2 | 10.0 |
| TURNOVERS | 261 | 377 |
| Turnovers per game | 11.9 | 17.1 |
| Turnover margin | +5.3 | - |
| Assist/turnover ratio | 1.0 | 0.6 |
| STEALS | 193 | 109 |
| Steals per game | 8.8 | 5.0 |
| BLOCKS | 92 | 63 |
| Blocks per game | 4.2 | 2.9 |
| ATTENDANCE | 210962 | 79624 |
| Home games-Avg/Game | 14-15069 | 7-9142 |
| Neutral site-Avg/Game | - | 1-15630 |

| SCORE BY PERIODS: | 1st | 2nd | OT | Total |
|-------------------|-----|-----|----|-------|
| Arkansas | 746 | 881 | 16 | 1643 |
| Opponents | 665 | 746 | 25 | 1436 |

| Date | Opponent | Result | Score | Attend |
|------------|----------------------|--------|-------|--------------|
| 11/05/19 | RICE | W | 91-43 | 17274 |
| 11/12/19 | NORTH TEXAS | W | 66-43 | 12001 |
| + 11/16/19 | MONTANA | W | 64-46 | 13058 |
| + 11/19/19 | TEXAS SOUTHERN | W | 82-51 | 11182 |
| + 11/22/19 | SOUTH DAKOTA | W | 77-56 | 12581 |
| 11/25/19 | at Georgia Tech | WOT | 62-61 | 6547 |
| + 11/30/19 | NORTHERN KENTUCKY | W | 66-60 | 14080 |
| 12/03/19 | AUSTIN PEAY | W | 69-61 | 11995 |
| 12/07/19 | at Western Kentucky | LOT | 79-86 | 6862 |
| 12/14/19 | TULSA | W | 98-79 | 15589 |
| ! 12/21/19 | vs Valparaiso | W | 72-68 | 15630 |
| 12/29/19 | at Indiana | W | 71-64 | 14892 |
| * 01/04/20 | TEXAS A&M | W | 69-59 | 19200 |
| * 01/08/20 | at LSU | L | 77-79 | 8662 |
| * 01/11/20 | at Ole Miss | W | 76-72 | 8233 |
| * 01/15/20 | VANDERBILT | W | 75-55 | 14321 |
| * 01/18/20 | #10/12 KENTUCKY | L | 66-73 | 19200 |
| * 01/22/20 | at Mississippi State | L | 70-77 | 6337 |
| % 01/25/20 | TCU | W | 78-67 | 19200 |
| * 01/29/20 | SOUTH CAROLINA | L | 77-79 | 14085 |
| * 02/01/20 | at Alabama | W | 82-78 | 12461 |
| * 02/04/20 | AUBURN | LOT | 76-79 | 17196 |

+ = Collegiate Hoops Roadshow (Razorback Regional)

! = played at Simmons Bank Arena (North Little Rock, Ark.)

* = SEC game

% = Big 12/SEC Challenge

ARKANSAS RAZORBACKS

2019-20 SEASON RESULTS & LEADERS

| | | | | |
|----------------|---------|------|------|---------|
| RECORD: | OVERALL | HOME | AWAY | NEUTRAL |
| ALL GAMES | 16-6 | 11-3 | 4-3 | 1-0 |
| CONFERENCE | 4-5 | 2-3 | 2-2 | 0-0 |
| NON-CONFERENCE | 12-1 | 9-0 | 2-1 | 1-0 |

| DATE | TIME (CT) | OPPONENT | TV | RESULT | ATTEND | RECORD (SEC) | HIGH POINTS | HIGH REBOUNDS |
|-------------|-----------|------------------------|--------------------|--------------|--------------|--------------|--|---------------------------------------|
| 11/05/19 | 7:00 pm | RICE | SEC Network Plus | W 91-43 | 17274 | 1-0 | -- (32)Mason Jones | (9)Adrio Bailey |
| 11/12/19 | 7:00 pm | NORTH TEXAS | SEC Network Plus | W 66-43 | 12001 | 2-0 | -- (16)Mason Jones (16)Isaiah Joe | (6)Mason Jones (6)Desi Sills |
| 11/16/19 | 4:00 pm | + MONTANA | SEC Network Plus | W 64-46 | 13058 | 3-0 | -- (19)Mason Jones | (11)Adrio Bailey |
| 11/19/19 | 7:00 pm | + TEXAS SOUTHERN | SEC Network Plus | W 82-51 | 11182 | 4-0 | -- (33)Isaiah Joe | (10)Jimmy Whitt Jr. |
| 11/22/19 | 8:00 pm | + SOUTH DAKOTA | SEC Network | W 77-56 | 12581 | 5-0 | -- (24)Jimmy Whitt Jr. | (7)Jimmy Whitt Jr. (7)Mason Jones |
| 11/25/19 | 6:00 pm | at Georgia Tech | ACC Network | W (OT) 62-61 | 6547 | 6-0 | -- (24)Mason Jones | (9)Isaiah Joe |
| 11/30/19 | 4:00 pm | + NORTHERN KENTUCKY | SEC Network Plus | W 66-60 | 14080 | 7-0 | -- (24)Jimmy Whitt Jr. | (11)Reggie Chaney |
| 12/03/19 | 7:00 pm | AUSTIN PEAY | SEC Network Plus | W 69-61 | 11995 | 8-0 | -- (17)Jimmy Whitt Jr. | (6)Isaiah Joe |
| 12/07/19 | 6:30 pm | at Western Kentucky | CBS Sports Network | 79-86 L (OT) | 6862 | 8-1 | --- (20)Desi Sills | (12)Jimmy Whitt Jr. |
| 12/14/19 | 12:30 pm | TULSA | ESPNU | W 98-79 | 15589 | 9-1 | -- (41)Mason Jones | (7)Reggie Chaney |
| 12/21/19 | 7:00 pm | ! vs Valparaiso | -- | W 72-68 | 15630 | 10-1 | -- (21)Isaiah Joe | (9)Mason Jones |
| 12/29/19 | TBA | at Indiana | Big Ten Network | W 71-64 | 14892 | 11-1 | -- (24)Isaiah Joe | (8)Adrio Bailey |
| 01/04/20 | 6:00 pm | * TEXAS A&M | SEC Network | W 69-59 | 19200 | 12-1 | 1-0 (17)Isaiah Joe (17)Mason Jones | (6)Mason Jones |
| 01/08/20 | 8:00 pm | * at LSU | ESPNU | 77-79 L | 8662 | 12-2 | 1-1 (24)Mason Jones | (7)Adrio Bailey |
| 01/11/20 | 5:00 pm | * at Ole Miss | SEC Network | W 76-72 | 8233 | 13-2 | 2-1 (34)Isaiah Joe | (6)Mason Jones |
| 01/15/20 | 7:30 pm | * VANDERBILT | SEC Network | W 75-55 | 14321 | 14-2 | 3-1 (30)Jimmy Whitt Jr. | (8)Jimmy Whitt Jr. |
| 01/18/20 | 3:00 pm | * #10/12 KENTUCKY | ESPN | 66-73 L | 19200 | 14-3 | 3-2 (19)Mason Jones | (6)Mason Jones |
| 01/22/20 | 6:00 pm | * at Mississippi State | SEC Network | 70-77 L | 6337 | 14-4 | 3-3 (20)Jimmy Whitt Jr. (20)Mason Jones | (7)Mason Jones (7)Isaiah Joe |
| 01/25/20 | 3:00 pm | % TCU | ESPN2 | W 78-67 | 19200 | 15-4 | -- (20)Jimmy Whitt Jr. (20)Mason Jones | (6)Adrio Bailey |
| 01/29/20 | 7:30 pm | * SOUTH CAROLINA | SEC Network | 77-79 L | 14085 | 15-5 | 3-4 (34)Mason Jones | (12)Mason Jones |
| 02/01/20 | 5:00 pm | * at Alabama | SEC Network | W 82-78 | 12461 | 16-5 | 4-4 (30)Mason Jones | (11)Reggie Chaney |
| 02/04/20 | 6:00 pm | * AUBURN | SEC Network | 76-79 L (OT) | 17196 | 16-6 | 4-5 (40)Mason Jones | (7)Jimmy Whitt Jr. (7)Adrio Bailey |
| 02/08/20 | 2:30 pm | * at Missouri | SEC Network | | | | | |
| 02/11/20 | 6:00 pm | * at Tennessee | SEC Network | | | | | |
| 02/15/20 | Noon | * MISSISSIPPI STATE | SEC Network | | | | | |
| 02/18/20 | 6:00 pm | * at Florida | ESPN / 2 / U | | | | | |
| 02/22/20 | Noon | * MISSOURI | SEC Network | | | | | |
| 02/26/20 | 7:30 pm | * TENNESSEE | SEC Network | | | | | |
| 02/29/20 | 5:00 pm | * at Georgia | SEC Network | | | | | |
| 03/04/20 | 6:00 pm | * LSU | SEC Network | | | | | |
| 03/07/20 | 3:30 pm | * at Texas A&M | SEC Network | | | | | |
| 03/11-15/20 | | ^ SEC Tournament | | | | | | |

Home Games in CAPS | * - Southeastern Conference game | + = College Hoops Roadshow presented by AtmosAir - Razorback Regional
! - at Simmons Bank Arena (North Little Rock, Ark.) | % - Big 12/SEC Challenge | ^ - SEC Tournament (Nashville, Tenn. - Bridgestone Arena)

| ATTENDANCE SUMMARY | GAMES | TOTALS | AVG/GAME |
|--------------------|-------|--------|----------|
| HOME | 14 | 210962 | 15069 |
| AWAY | 7 | 63994 | 9142 |
| NEUTRAL | 1 | 15630 | 15630 |
| TOTAL | 22 | 290586 | 13208 |

ARKANSAS RAZORBACKS

2019-20 SEASON STATISTICS • ALL GAMES

| | | | | |
|----------------|---------|------|------|---------|
| RECORD: | OVERALL | HOME | AWAY | NEUTRAL |
| ALL GAMES | 16-6 | 11-3 | 4-3 | 1-0 |
| CONFERENCE | 4-5 | 2-3 | 2-2 | 0-0 |
| NON-CONFERENCE | 12-1 | 9-0 | 2-1 | 1-0 |

| ## | Player | GP | GS | • TOTAL • | | | • 3-PTS • | | | • REBOUNDS • | | | | | | | | | | | | | | | | |
|----|-----------------|----|----|-----------|------|-----|-----------|------|-----|--------------|------|-----|-----|------|-----|-----|-----|------|-----|----|-----|-----|-----|-----|------|------|
| | | | | Min | Avg | FG | FGA | Pct | 3FG | FGA | Pct | FT | FTA | Pct | Off | Def | Tot | Avg | PF | FO | A | TO | Blk | Stl | Pts | Avg |
| 15 | Mason Jones | 21 | 21 | 707 | 33.7 | 126 | 282 | .447 | 46 | 132 | .348 | 137 | 167 | .820 | 19 | 111 | 130 | 6.2 | 64 | 2 | 74 | 71 | 5 | 38 | 435 | 20.7 |
| 1 | Isaiah Joe | 20 | 19 | 718 | 35.9 | 100 | 278 | .360 | 72 | 212 | .340 | 47 | 57 | .825 | 13 | 73 | 86 | 4.3 | 32 | 0 | 38 | 35 | 6 | 30 | 319 | 16.0 |
| 33 | Jimmy Whitt Jr. | 22 | 22 | 809 | 36.8 | 135 | 263 | .513 | 0 | 1 | .000 | 54 | 76 | .711 | 29 | 81 | 110 | 5.0 | 50 | 1 | 39 | 30 | 12 | 31 | 324 | 14.7 |
| 3 | Desi Sills | 22 | 20 | 678 | 30.8 | 77 | 184 | .418 | 24 | 91 | .264 | 36 | 55 | .655 | 10 | 52 | 62 | 2.8 | 67 | 3 | 29 | 32 | 4 | 28 | 214 | 9.7 |
| 2 | Adrio Bailey | 22 | 21 | 517 | 23.5 | 53 | 108 | .491 | 7 | 19 | .368 | 25 | 49 | .510 | 26 | 76 | 102 | 4.6 | 66 | 1 | 15 | 26 | 36 | 29 | 138 | 6.3 |
| 5 | Jalen Harris | 22 | 2 | 537 | 24.4 | 31 | 81 | .383 | 12 | 45 | .267 | 30 | 40 | .750 | 9 | 45 | 54 | 2.5 | 58 | 1 | 55 | 28 | 6 | 20 | 104 | 4.7 |
| 35 | Reggie Chaney | 19 | 4 | 303 | 15.9 | 35 | 48 | .729 | 0 | 0 | .000 | 11 | 21 | .524 | 25 | 46 | 71 | 3.7 | 50 | 2 | 16 | 22 | 13 | 14 | 81 | 4.3 |
| 0 | Jeantal Cylla | 19 | 1 | 155 | 8.2 | 9 | 31 | .290 | 2 | 12 | .167 | 2 | 6 | .333 | 6 | 26 | 32 | 1.7 | 19 | 0 | 2 | 11 | 4 | 2 | 22 | 1.2 |
| 24 | Ethan Henderson | 10 | 0 | 42 | 4.2 | 3 | 5 | .600 | 0 | 0 | .000 | 0 | 1 | .000 | 4 | 9 | 13 | 1.3 | 9 | 0 | 1 | 2 | 5 | 1 | 6 | 0.6 |
| 14 | Jamario Bell | 2 | 0 | 2 | 1.0 | 0 | 0 | .000 | 0 | 0 | .000 | 0 | 0 | .000 | 0 | 1 | 1 | 0.5 | 1 | 0 | 0 | 0 | 1 | 0 | 0 | 0.0 |
| 12 | Ty Stevens | 4 | 0 | 4 | 1.0 | 0 | 1 | .000 | 0 | 0 | .000 | 0 | 3 | .000 | 0 | 0 | 0 | 0.0 | 0 | 0 | 0 | 0 | 0 | 0 | 0 | 0.0 |
| 13 | Emeka Obukwelu | 3 | 0 | 3 | 1.0 | 0 | 1 | .000 | 0 | 1 | .000 | 0 | 0 | .000 | 1 | 2 | 3 | 1.0 | 0 | 0 | 0 | 0 | 0 | 0 | 0 | 0.0 |
| TM | TEAM..... | | | | | | | | | | | | | 22 | 33 | 55 | 2.5 | 0 | | | 4 | | | 0 | | |
| | ARKANSAS..... | 22 | | | | 569 | 1282 | .444 | 163 | 513 | .318 | 342 | 475 | .720 | 164 | 555 | 719 | 32.7 | 416 | 10 | 269 | 261 | 92 | 193 | 1643 | 74.7 |
| | Opponents..... | 22 | | | | 506 | 1238 | .409 | 103 | 415 | .248 | 321 | 469 | .684 | 241 | 607 | 848 | 38.5 | 452 | - | 219 | 377 | 63 | 109 | 1436 | 65.3 |

| | | | | |
|-------------------|-----|-----|----|-------|
| SCORE BY PERIODS: | 1st | 2nd | OT | Total |
| Arkansas | 746 | 881 | 16 | 1643 |
| Opponents | 665 | 746 | 25 | 1436 |

| | | | |
|--------------------|-----|-----|-------|
| DEADBALL REBOUNDS: | OFF | DEF | TOTAL |
| Arkansas | 60 | 16 | 76 |
| Opponents | 67 | 14 | 81 |

ARKANSAS RAZORBACKS

2019-20 STATISTICS • SEC GAMES ONLY

| | | | |
|----------|---------|------|------|
| RECORD: | OVERALL | HOME | AWAY |
| SEC ONLY | 4-5 | 2-3 | 2-2 |

| ## | Player | GP | GS | • TOTAL • | | | • 3-PTS • | | | • REBOUNDS • | | | | | | | | | | | Pts Avg | | | | | | | |
|-----------------|-----------------|----|----|-----------|------|----|-----------|------|-----|--------------|------|-----|------|------|-----|------|-----|-----|-----|------|---------|----|----|-----|-----|------|-----|------|
| | | | | Min | Avg | FG | FGA | Pct | 3FG | FGA | Pct | FT | FTA | Pct | Off | Def | Tot | Avg | PF | FO | | | A | TO | Blk | St | | |
| 15 | Mason Jones | 9 | 9 | 327 | 36.3 | 58 | 141 | .411 | 22 | 64 | .344 | 60 | 80 | .750 | 8 | 49 | 57 | 6.3 | 31 | 2 | 40 | 29 | 1 | 17 | 198 | 22.0 | | |
| 33 | Jimmy Whitt Jr. | 9 | 9 | 344 | 38.2 | 56 | 114 | .491 | 0 | 1 | .000 | 30 | 39 | .769 | 13 | 28 | 41 | 4.6 | 21 | 0 | 6 | 11 | 6 | 13 | 142 | 15.8 | | |
| 1 | Isaiah Joe | 8 | 7 | 271 | 33.9 | 36 | 103 | .350 | 27 | 81 | .333 | 11 | 13 | .846 | 4 | 26 | 30 | 3.8 | 14 | 0 | 11 | 10 | 2 | 10 | 110 | 13.8 | | |
| 3 | Desi Sills | 9 | 8 | 283 | 31.4 | 26 | 65 | .400 | 9 | 31 | .290 | 18 | 27 | .667 | 4 | 20 | 24 | 2.7 | 28 | 2 | 12 | 8 | 0 | 12 | 79 | 8.8 | | |
| 2 | Adrio Bailey | 9 | 8 | 188 | 20.9 | 19 | 39 | .487 | 3 | 9 | .333 | 7 | 20 | .350 | 6 | 31 | 37 | 4.1 | 32 | 1 | 4 | 9 | 13 | 6 | 48 | 5.3 | | |
| 35 | Reggie Chaney | 9 | 3 | 144 | 16.0 | 18 | 22 | .818 | 0 | 0 | .000 | 7 | 11 | .636 | 14 | 18 | 32 | 3.6 | 26 | 1 | 3 | 11 | 5 | 5 | 43 | 4.8 | | |
| 5 | Jalen Harris | 9 | 1 | 221 | 24.6 | 13 | 37 | .351 | 4 | 19 | .211 | 12 | 17 | .706 | 3 | 17 | 20 | 2.2 | 26 | 1 | 22 | 5 | 1 | 7 | 42 | 4.7 | | |
| 0 | Jeantal Cylla | 7 | 0 | 36 | 5.1 | 2 | 6 | .333 | 1 | 2 | .500 | 1 | 4 | .250 | 2 | 8 | 10 | 1.4 | 5 | 0 | 1 | 2 | 0 | 2 | 6 | 0.9 | | |
| 14 | Jamario Bell | 1 | 0 | 1 | 1.0 | 0 | 0 | .000 | 0 | 0 | .000 | 0 | 0 | .000 | 0 | 1 | 1 | 1.0 | 0 | 0 | 0 | 0 | 0 | 0 | 0 | 0.0 | | |
| 24 | Ethan Henderson | 4 | 0 | 8 | 2.0 | 0 | 1 | .000 | 0 | 0 | .000 | 0 | 0 | .000 | 1 | 0 | 1 | 0.3 | 2 | 0 | 0 | 0 | 0 | 0 | 0 | 0.0 | | |
| 12 | Ty Stevens | 1 | 0 | 1 | 1.0 | 0 | 0 | .000 | 0 | 0 | .000 | 0 | 0 | .000 | 0 | 0 | 0 | 0.0 | 0 | 0 | 0 | 0 | 0 | 0 | 0 | 0.0 | | |
| 13 | Emeka Obukwelu | 1 | 0 | 1 | 1.0 | 0 | 0 | .000 | 0 | 0 | .000 | 0 | 0 | .000 | 0 | 0 | 0 | 0.0 | 0 | 0 | 0 | 0 | 0 | 0 | 0 | 0.0 | | |
| TEAM..... | | | | | | | | | | | | | | 9 | 12 | 21 | 2.3 | 0 | | | 2 | | | | 0 | | | |
| RAZORBACKS..... | | | | 9 | | | | 228 | 528 | .432 | 66 | 207 | .319 | 146 | 211 | .692 | 64 | 210 | 274 | 30.4 | 185 | 7 | 99 | 87 | 28 | 72 | 668 | 74.2 |
| Opponents..... | | | | 9 | | | | 215 | 496 | .433 | 49 | 177 | .277 | 172 | 241 | .714 | 103 | 263 | 366 | 40.7 | 192 | - | 94 | 138 | 32 | 35 | 651 | 72.3 |

| | | | | |
|-------------------|-----|-----|----|-------|
| SCORE BY PERIODS: | 1st | 2nd | OT | Total |
| Arkansas | 296 | 365 | 7 | 668 |
| Opponents | 308 | 333 | 10 | 651 |

| | | | |
|--------------------|-----|-----|-------|
| DEADBALL REBOUNDS: | OFF | DEF | TOTAL |
| Arkansas | 30 | 6 | 36 |
| Opponents | 31 | 7 | 38 |

2019-20 RAZORBACK GAME-BY-GAME STATISTICS

| Opponent | Date | Score | W/L | • TOTAL • | | | • 3-PTRS • | | | | | | • REBOUNDS • | | | | | | | | | | |
|---------------------|----------|-------|-----|-----------|------|------|------------|-----|------|-----|-----|------|--------------|-----|-----|------|-----|-----|-----|-----|-----|------|------|
| | | | | FG | FGA | Pct | 3FG | FGA | Pct | FT | FTA | Pct | Off | Def | Tot | Avg | PF | A | TO | Blk | Stl | Pts | Avg |
| RICE | 11/05/19 | 91-43 | W | 37 | 67 | .552 | 10 | 25 | .400 | 7 | 11 | .636 | 10 | 35 | 45 | 45.0 | 16 | 19 | 21 | 5 | 14 | 91 | 91.0 |
| NORTH TEXAS | 11/12/19 | 66-43 | W | 20 | 45 | .444 | 6 | 22 | .273 | 20 | 24 | .833 | 4 | 20 | 24 | 34.5 | 15 | 8 | 10 | 5 | 11 | 66 | 78.5 |
| MONTANA | 11/16/19 | 64-46 | W | 20 | 54 | .370 | 4 | 20 | .200 | 20 | 26 | .769 | 14 | 23 | 37 | 35.3 | 18 | 9 | 13 | 2 | 11 | 64 | 73.7 |
| TEXAS SOUTHERN | 11/19/19 | 82-51 | W | 31 | 71 | .437 | 6 | 26 | .231 | 14 | 18 | .778 | 11 | 25 | 36 | 35.5 | 14 | 13 | 10 | 10 | 13 | 82 | 75.8 |
| SOUTH DAKOTA | 11/22/19 | 77-56 | W | 31 | 66 | .470 | 4 | 20 | .200 | 11 | 12 | .917 | 7 | 29 | 36 | 35.6 | 20 | 11 | 8 | 6 | 8 | 77 | 76.0 |
| at Georgia Tech | 11/25/19 | 62-61 | Wot | 22 | 59 | .373 | 7 | 25 | .280 | 11 | 16 | .688 | 3 | 27 | 30 | 34.7 | 22 | 14 | 14 | 4 | 15 | 62 | 73.7 |
| NORTHERN KY | 11/30/19 | 66-60 | W | 23 | 55 | .418 | 3 | 18 | .167 | 17 | 22 | .773 | 8 | 29 | 37 | 35.0 | 14 | 18 | 12 | 1 | 5 | 66 | 72.6 |
| AUSTIN PEAY | 12/03/19 | 69-61 | W | 22 | 46 | .478 | 9 | 23 | .391 | 16 | 18 | .889 | 5 | 22 | 27 | 34.0 | 19 | 11 | 20 | 6 | 9 | 69 | 72.1 |
| at Western Kentucky | 12/07/19 | 79-86 | Lot | 28 | 67 | .418 | 9 | 30 | .300 | 14 | 20 | .700 | 10 | 29 | 39 | 34.6 | 23 | 10 | 16 | 5 | 4 | 79 | 72.9 |
| TULSA | 12/14/19 | 98-79 | W | 34 | 60 | .567 | 11 | 30 | .367 | 19 | 29 | .655 | 5 | 26 | 31 | 34.2 | 22 | 18 | 8 | 7 | 12 | 98 | 75.4 |
| vs Valparaiso | 12/21/19 | 72-68 | W | 21 | 52 | .404 | 10 | 27 | .370 | 20 | 31 | .645 | 6 | 36 | 42 | 34.9 | 14 | 14 | 19 | 8 | 9 | 72 | 75.1 |
| at Indiana | 12/29/19 | 71-64 | W | 25 | 62 | .403 | 12 | 31 | .387 | 9 | 12 | .750 | 9 | 26 | 35 | 34.9 | 18 | 11 | 11 | 3 | 5 | 71 | 74.8 |
| TEXAS A&M | 01/04/20 | 69-59 | W | 24 | 58 | .414 | 10 | 29 | .345 | 11 | 15 | .733 | 8 | 19 | 27 | 34.3 | 17 | 12 | 9 | 2 | 9 | 69 | 74.3 |
| at LSU | 01/08/20 | 77-79 | L | 26 | 58 | .448 | 8 | 25 | .320 | 17 | 18 | .944 | 3 | 21 | 24 | 33.6 | 22 | 9 | 7 | 4 | 8 | 77 | 74.5 |
| at Ole Miss | 01/11/20 | 76-72 | W | 23 | 56 | .411 | 8 | 20 | .400 | 22 | 27 | .815 | 5 | 23 | 28 | 33.2 | 18 | 13 | 10 | 4 | 7 | 76 | 74.6 |
| VANDERBILT | 01/15/20 | 75-55 | W | 31 | 64 | .484 | 5 | 20 | .250 | 8 | 15 | .533 | 9 | 29 | 38 | 33.5 | 19 | 19 | 7 | 3 | 5 | 75 | 74.6 |
| KENTUCKY | 01/18/20 | 66-73 | L | 19 | 57 | .333 | 8 | 26 | .308 | 20 | 30 | .667 | 8 | 21 | 29 | 33.2 | 22 | 8 | 11 | 5 | 8 | 66 | 74.1 |
| at Mississippi St. | 01/22/20 | 70-77 | L | 30 | 63 | .476 | 4 | 20 | .200 | 6 | 11 | .545 | 7 | 24 | 31 | 33.1 | 23 | 12 | 7 | 5 | 5 | 70 | 73.9 |
| TCU | 01/25/20 | 78-67 | W | 27 | 50 | .540 | 6 | 9 | .667 | 18 | 25 | .720 | 8 | 18 | 26 | 32.7 | 16 | 14 | 12 | 2 | 5 | 78 | 74.1 |
| SOUTH CAROLINA | 01/29/20 | 77-79 | L | 22 | 54 | .407 | 7 | 26 | .269 | 26 | 40 | .650 | 7 | 29 | 36 | 32.9 | 23 | 8 | 16 | 1 | 5 | 77 | 74.2 |
| at Alabama | 02/01/20 | 82-78 | W | 28 | 59 | .475 | 6 | 16 | .375 | 20 | 29 | .690 | 11 | 23 | 34 | 33.0 | 19 | 7 | 10 | 2 | 11 | 82 | 74.6 |
| AUBURN | 02/04/20 | 76-79 | Lot | 25 | 59 | .424 | 10 | 25 | .400 | 16 | 26 | .615 | 6 | 21 | 27 | 32.7 | 22 | 11 | 10 | 2 | 14 | 76 | 74.7 |
| Arkansas | | 1643 | | 569 | 1282 | .444 | 163 | 513 | .318 | 342 | 475 | .720 | 164 | 555 | 719 | 32.7 | 416 | 269 | 261 | 92 | 193 | 1643 | 74.7 |
| Opponents | | 1436 | | 506 | 1238 | .409 | 103 | 415 | .248 | 321 | 469 | .684 | 241 | 607 | 848 | 38.5 | 452 | 219 | 377 | 63 | 109 | 1436 | 65.3 |

Games played: 22

Points/game: 74.7

FG Pct: 44.4

3FG Pct: 31.8

FT Pct: 72.0

Rebounds/game: 32.7

Assists/game: 12.2

Turnovers/game: 11.9

Assist/turnover ratio: 1.0

Steals/game: 8.8

Blocks/game: 4.2

2019-20 OPPONENT GAME-BY-GAME STATISTICS

| Opponent | Date | Score | W/L | • TOTAL • | | | • 3-PTRS • | | | | | | • REBOUNDS • | | | | | | | | | | |
|---------------------|----------|-------|-----|-----------|------|------|------------|-----|------|-----|-----|------|--------------|-----|-----|------|-----|-----|-----|-----|-----|------|------|
| | | | | FG | FGA | Pct | 3FG | FGA | Pct | FT | FTA | Pct | Off | Def | Tot | Avg | PF | A | TO | Blk | Stl | Pts | Avg |
| RICE | 11/05/19 | 91-43 | W | 16 | 56 | .286 | 2 | 25 | .080 | 9 | 15 | .600 | 6 | 21 | 27 | 27.0 | 16 | 7 | 27 | 2 | 9 | 43 | 43.0 |
| NORTH TEXAS | 11/12/19 | 66-43 | W | 17 | 51 | .333 | 2 | 17 | .118 | 7 | 12 | .583 | 14 | 23 | 37 | 32.0 | 22 | 8 | 18 | 0 | 3 | 43 | 43.0 |
| MONTANA | 11/16/19 | 64-46 | W | 18 | 56 | .321 | 2 | 16 | .125 | 8 | 14 | .571 | 15 | 24 | 39 | 34.3 | 22 | 10 | 23 | 5 | 5 | 46 | 44.0 |
| TEXAS SOUTHERN | 11/19/19 | 82-51 | W | 19 | 55 | .345 | 2 | 11 | .182 | 11 | 19 | .579 | 12 | 27 | 39 | 35.5 | 20 | 8 | 24 | 6 | 4 | 51 | 45.8 |
| SOUTH DAKOTA | 11/22/19 | 77-56 | W | 22 | 55 | .400 | 3 | 12 | .250 | 9 | 14 | .643 | 6 | 24 | 30 | 34.4 | 15 | 11 | 13 | 1 | 5 | 56 | 47.8 |
| at Georgia Tech | 11/25/19 | 62-61 | Wot | 22 | 53 | .415 | 2 | 12 | .167 | 15 | 22 | .682 | 10 | 37 | 47 | 36.5 | 16 | 7 | 24 | 1 | 6 | 61 | 50.0 |
| NORTHERN KY | 11/30/19 | 66-60 | W | 20 | 51 | .392 | 8 | 24 | .333 | 12 | 15 | .800 | 5 | 27 | 32 | 35.9 | 19 | 9 | 12 | 4 | 10 | 60 | 51.4 |
| AUSTIN PEAY | 12/03/19 | 69-61 | W | 22 | 53 | .415 | 6 | 19 | .316 | 11 | 13 | .846 | 10 | 20 | 30 | 35.1 | 21 | 8 | 21 | 0 | 4 | 61 | 52.6 |
| at Western Kentucky | 12/07/19 | 79-86 | Lot | 31 | 67 | .463 | 5 | 19 | .263 | 19 | 28 | .679 | 12 | 32 | 44 | 36.1 | 19 | 11 | 15 | 4 | 7 | 86 | 56.3 |
| TULSA | 12/14/19 | 98-79 | W | 28 | 64 | .438 | 4 | 18 | .222 | 19 | 27 | .704 | 14 | 25 | 39 | 36.4 | 23 | 10 | 13 | 1 | 5 | 79 | 58.6 |
| vs Valparaiso | 12/21/19 | 72-68 | W | 27 | 72 | .375 | 7 | 25 | .280 | 7 | 11 | .636 | 9 | 34 | 43 | 37.0 | 27 | 13 | 16 | 1 | 9 | 68 | 59.5 |
| at Indiana | 12/29/19 | 71-64 | W | 25 | 59 | .424 | 5 | 21 | .238 | 9 | 18 | .500 | 12 | 29 | 41 | 37.3 | 17 | 12 | 14 | 3 | 4 | 64 | 59.8 |
| TEXAS A&M | 01/04/20 | 69-59 | W | 21 | 45 | .467 | 4 | 14 | .286 | 13 | 20 | .650 | 8 | 26 | 34 | 37.1 | 15 | 8 | 17 | 1 | 6 | 59 | 59.8 |
| at LSU | 01/08/20 | 77-79 | L | 27 | 66 | .409 | 4 | 15 | .267 | 21 | 28 | .750 | 23 | 30 | 53 | 38.2 | 16 | 8 | 13 | 5 | 1 | 79 | 61.1 |
| at Ole Miss | 01/11/20 | 76-72 | W | 22 | 54 | .407 | 3 | 13 | .231 | 25 | 26 | .962 | 10 | 30 | 40 | 38.3 | 24 | 6 | 16 | 4 | 5 | 72 | 61.9 |
| VANDERBILT | 01/15/20 | 75-55 | W | 19 | 48 | .396 | 5 | 20 | .250 | 12 | 22 | .545 | 4 | 26 | 30 | 37.8 | 17 | 12 | 16 | 1 | 0 | 55 | 61.4 |
| KENTUCKY | 01/18/20 | 66-73 | L | 24 | 54 | .444 | 5 | 14 | .357 | 20 | 27 | .741 | 12 | 35 | 47 | 38.4 | 24 | 12 | 16 | 5 | 5 | 73 | 62.1 |
| at Mississippi St. | 01/22/20 | 70-77 | L | 22 | 57 | .386 | 6 | 19 | .316 | 27 | 31 | .871 | 11 | 30 | 41 | 38.5 | 15 | 12 | 9 | 4 | 4 | 77 | 62.9 |
| TCU | 01/25/20 | 78-67 | W | 24 | 50 | .480 | 6 | 19 | .316 | 13 | 20 | .650 | 13 | 21 | 34 | 38.3 | 23 | 11 | 19 | 3 | 3 | 67 | 63.2 |
| SOUTH CAROLINA | 01/29/20 | 77-79 | L | 28 | 55 | .509 | 6 | 20 | .300 | 17 | 33 | .515 | 5 | 31 | 36 | 38.2 | 33 | 14 | 16 | 2 | 4 | 79 | 64.0 |
| at Alabama | 02/01/20 | 82-78 | W | 27 | 60 | .450 | 8 | 31 | .258 | 16 | 24 | .667 | 15 | 26 | 41 | 38.3 | 25 | 11 | 17 | 6 | 7 | 78 | 64.6 |
| AUBURN | 02/04/20 | 76-79 | Lot | 25 | 57 | .439 | 8 | 31 | .258 | 21 | 30 | .700 | 15 | 29 | 44 | 38.5 | 23 | 11 | 18 | 4 | 3 | 79 | 65.3 |
| Opponents | | 1436 | | 506 | 1238 | .409 | 103 | 415 | .248 | 321 | 469 | .684 | 241 | 607 | 848 | 38.5 | 452 | 219 | 377 | 63 | 109 | 1436 | 65.3 |
| Arkansas | | 1643 | | 569 | 1282 | .444 | 163 | 513 | .318 | 342 | 475 | .720 | 164 | 555 | 719 | 32.7 | 416 | 269 | 261 | 92 | 193 | 1643 | 74.7 |

Games played: 22

Points/game: 65.3

FG Pct: 40.9

3FG Pct: 24.8

FT Pct: 68.4

Rebounds/game: 38.5

Assists/game: 10.0

Turnovers/game: 17.1

Assist/turnover ratio: 0.6

Steals/game: 5.0

Blocks/game: 2.9

ARKANSAS RAZORBACKS

2019-20 GAME-BY-GAME POINTS-ASSISTS-REBOUNDS

| Opponent | Date | Score | WL | 0 | 1 | 2 | 3 | 5 | 12 | 13 | 14 | 15 | 24 | 33 | 35 |
|------------|----------|-------|-----|-------|--------|---------|--------|--------|---------|----------|-------|---------|-----------|---------|--------|
| | | | | CYLLA | JOE | BAILEY | SILLS | HARRIS | STEVENS | OBUKWELU | BELL | JONES | HENDERSON | WHITT | CHANEY |
| RICE | 11/05/19 | 91-43 | W | 5-6-0 | 24-5-7 | 8-9-1 | 8-1-2 | 10-4-1 | 0-0-0 | 0-3-0 | -- | 32-7-3 | 2-3-0 | 2-4-5 | DNP |
| N TX | 11/12/19 | 66-43 | W | 2-2-0 | 16-3-2 | 8-5-0 | 9-6-1 | 2-0-1 | DNP | DNP | -- | 16-6-2 | DNP | 13-1-2 | DNP |
| MONT | 11/16/19 | 64-46 | W | 0-2-0 | 9-5-2 | 12-11-1 | 5-3-0 | 5-1-0 | DNP | DNP | -- | 19-5-4 | DNP | 14-7-2 | DNP |
| TX SOU | 11/19/19 | 82-51 | W | 2-1-0 | 33-4-1 | 4-4-3 | 10-2-2 | 2-5-5 | 0-0-0 | DNP | -- | 6-2-1 | 2-2-0 | 17-10-1 | 6-2-0 |
| SD | 11/22/19 | 77-56 | W | 7-4-0 | 5-5-5 | 7-3-0 | 6-4-1 | 8-1-2 | DNP | DNP | -- | 14-7-0 | DNP | 24-7-1 | 6-2-2 |
| at GA TECH | 11/25/19 | 62-61 | WOT | 0-1-0 | 13-9-1 | 8-3-3 | 11-5-4 | 0-0-1 | DNP | DNP | -- | 24-6-3 | DNP | 6-4-2 | 0-1-0 |
| NKU | 11/30/19 | 66-60 | W | 0-0-0 | 10-0-4 | 4-3-1 | 17-4-1 | 5-4-5 | DNP | DNP | DNP | DNP-Inj | DNP | 24-9-2 | 6-11-5 |
| APSU | 12/03/19 | 69-61 | W | 0-0-0 | 16-6-1 | 4-2-2 | 8-1-1 | 6-4-3 | DNP | DNP | DNP | 16-4-2 | 2-4-0 | 17-2-1 | 0-2-1 |
| at WKU | 12/07/19 | 79-86 | LOT | 0-0-0 | 18-4-2 | 7-4-0 | 20-1-0 | 9-1-2 | DNP | DNP | DNP | 8-9-1 | 0-0-0 | 17-12-4 | 0-6-1 |
| TULSA | 12/14/19 | 98-79 | W | 0-0-0 | 20-3-1 | 8-3-0 | 9-0-3 | 4-3-3 | 0-0-0 | 0-0-0 | 0-0-0 | 41-6-4 | 0-3-1 | 11-5-4 | 5-7-2 |
| vs VALPO | 12/21/19 | 72-68 | W | 0-2-0 | 21-7-1 | 10-5-0 | 4-5-0 | 4-6-3 | DNP | DNP | DNP | 20-9-4 | DNP | 10-3-4 | 3-2-2 |
| at IND | 12/29/19 | 71-64 | W | DNP | 24-5-0 | 3-8-0 | 10-5-1 | 0-1-1 | DNP | DNP | DNP | 21-6-6 | DNP | 7-3-3 | 6-4-0 |
| TX A&M | 01/04/20 | 69-59 | W | 0-1-0 | 17-5-2 | 2-1-0 | 13-4-1 | 6-4-5 | DNP | DNP | DNP | 17-6-3 | DNP | 12-4-1 | 2-0-0 |
| at LSU | 01/08/20 | 77-79 | L | DNP | 13-3-1 | 8-7-0 | 8-2-1 | 2-1-2 | DNP | DNP | DNP | 24-5-4 | 0-0-0 | 22-3-0 | 0-0-1 |
| at OM | 01/11/20 | 76-72 | W | 1-5-0 | 34-4-2 | 8-5-1 | 9-3-0 | 0-2-1 | DNP | DNP | DNP | 13-6-9 | DNP | 11-3-0 | 0-0-0 |
| VANDY | 01/15/20 | 75-55 | W | 0-0-0 | 12-4-3 | 3-5-0 | 13-7-2 | 2-2-4 | 0-0-0 | 0-0-0 | 0-1-0 | 1-7-8 | 0-0-0 | 30-8-0 | 14-3-2 |
| UK | 01/18/20 | 66-73 | L | DNP | 13-5-0 | 6-5-2 | 4-2-1 | 6-2-1 | DNP | DNP | DNP | 19-6-2 | DNP | 14-5-2 | 4-3-0 |
| at MSU | 01/22/20 | 70-77 | L | 5-2-1 | 5-7-3 | 6-4-0 | 2-1-2 | 4-0-2 | DNP | DNP | DNP | 20-7-4 | DNP | 20-4-0 | 8-2-0 |
| TCU | 01/25/20 | 78-67 | W | 0-4-1 | DNP | 7-6-0 | 18-2-1 | 7-4-6 | DNP | DNP | DNP | 20-5-4 | 0-0-0 | 20-2-2 | 6-1-0 |
| USC | 01/29/20 | 77-79 | L | 0-0-0 | 16-1-0 | 4-2-0 | 9-3-1 | 4-5-3 | DNP | DNP | DNP | 34-12-4 | 0-0-0 | 7-3-0 | 3-7-0 |
| at BAMA | 02/01/20 | 82-78 | W | 0-2-0 | 0-1-0 | 0-1-0 | 7-1-2 | 11-2-2 | DNP | DNP | DNP | 30-5-1 | DNP | 26-4-2 | 8-11-0 |
| AUB | 02/04/20 | 76-79 | LOT | 0-0-0 | DNP | 11-7-1 | 14-1-2 | 7-2-2 | DNP | DNP | DNP | 40-3-5 | 0-1-0 | 0-7-1 | 4-6-0 |

ARKANSAS RAZORBACKS

2019-20 STARTING LINEUPS

| Date | Opponent | Whitt | Sills | Joe | Jones | Bailey | Cylla | Outcome | RECORD BY LINEUP: | RECORD BY 1ST SUB (including ties) |
|---------|----------------|-------|--------|--------|-------|--------|-----------------|-------------|--------------------------------------|------------------------------------|
| Nov. 05 | Rice | Whitt | Sills | Joe | Jones | Bailey | Cylla | W, 91-43 | Whitt Joe Sills Jones Bailey 13-4 | Harris 9-3 |
| Nov. 12 | North Texas | Whitt | Sills | Joe | Jones | Bailey | Cylla | W, 66-43 | Whitt Joe Sills Jones Bailey 1-0 | Chanev 5-3 |
| Nov. 16 | Montana | Whitt | Sills | Joe | Jones | Bailey | Cylla / Harris | W, 64-46 | Whitt Harris Chanev Jones Bailey 1-1 | Cylla 4-0 |
| Nov. 19 | Texas Southern | Whitt | Sills | Joe | Jones | Bailey | Harris | W, 82-51 | Whitt Joe Sills Jones Chanev 1-0 | Sills 1-0 |
| Nov. 22 | South Dakota | Whitt | Sills | Joe | Jones | Bailey | Cylla | W, 77-56 | Whitt Chanev Sills Jones Bailey 0-1 | Joe 0-1 |
| Nov. 25 | @ Ga Tech | Whitt | Sills | Joe | Jones | Bailey | Chanev | W, 62-61 ot | | |
| Nov. 30 | Northern Ky | Whitt | Sills | Joe | Cylla | Bailey | Chanev / Harris | W, 66-60 | | |
| Dec. 03 | Austin Peay | Whitt | Sills | Joe | Jones | Bailey | Chanev / Harris | W, 69-61 | | |
| Dec. 07 | @ Western Ky | Whitt | Sills | Joe | Jones | Bailey | Chanev | L, 79-86 ot | | |
| Dec. 14 | Tulsa | Whitt | Sills | Joe | Jones | Bailey | Harris | W, 98-79 | | |
| Dec. 22 | vs Valpo | Whitt | Sills | Joe | Jones | Bailey | Harris | W, 72-68 | | |
| Dec. 29 | at Indiana | Whitt | Sills | Joe | Jones | Bailey | Chanev | W, 71-64 | | |
| Jan. 04 | Texas A&M | Whitt | Sills | Joe | Jones | Bailey | Harris | W, 69-59 | | |
| Jan. 08 | @ LSU | Whitt | Sills | Joe | Jones | Bailey | Chanev | L, 77-79 | | |
| Jan. 11 | @ Ole Miss | Whitt | Sills | Joe | Jones | Bailey | Cylla | W, 76-72 | | |
| Jan. 15 | Vanderbilt | Whitt | Sills | Joe | Jones | Bailey | Chanev | W, 75-55 | | |
| Jan. 18 | Kentucky | Whitt | Sills | Joe | Jones | Bailey | Chanev/Harris | L, 66-73 | | |
| Jan. 22 | @ Miss State | Whitt | Sills | Joe | Jones | Bailey | Harris | L, 70-77 | | |
| Jan. 25 | TCU | Whitt | Harris | Chanev | Jones | Bailey | Sills | W, 78-67 | | |
| Jan. 29 | South Carolina | Whitt | Harris | Chanev | Jones | Bailey | Joe | L, 77-79 | | |
| Feb. 1 | @ Alabama | Whitt | Sills | Joe | Jones | Chanev | Harris | W, 82-78 | | |
| Feb. 4 | Auburn | Whitt | Sills | Chanev | Jones | Bailey | Harris | L, 76-79 | | |

ARKANSAS RAZORBACKS

2019-20 SPECIALTY STATS (ARKANSAS/OPPONENT)

| Opponent | Pts in Paint | Pts Off TO | 2nd Chance | Fast Break | Bench | Ties | Lead Chng | Ark Largest Lead | Best Ark Run | Opp Largest Lead | Best Opp Run | Ark Led | Opp Opp | Gm Tied |
|----------------|--------------|------------|------------|------------|---------|------|-----------|------------------|--------------|------------------|--------------|---------|---------|---------|
| RICE | 42 / 26 | 29 / 19 | 7 / 0 | 30 / 15 | 17 / 16 | 1 | 2 | 48 03:25 2nd | 12 pts | 2 16:57 1st | 8 pts | 37:35 | 0:45 | 1:40 |
| NORTH TEXAS | 20 / 28 | 22 / 7 | 7 / 12 | 14 / 9 | 4 / 7 | 0 | 0 | 23 0:03 2nd | 9 pts (2x) | - - - | 7 pts | 38:41 | -- | 1:19 |
| MONTANA | 26 / 28 | 23 / 12 | 16 / 11 | 14 / 6 | 5 / 10 | 1 | 0 | 20 1:35 2nd | 8 pts | - - - | 6 pts | 38:30 | -- | 1:30 |
| TEXAS SOUTHERN | 44 / 28 | 25 / 6 | 12 / 7 | 24 / 18 | 12 / 21 | 0 | 2 | 31 0:58 2nd | 12 pts | 1 17:44 1st | 8 pts | 38:13 | 0:18 | 1:29 |
| SOUTH DAKOTA | 44 / 32 | 12 / 12 | 16 / 11 | 11 / 9 | 21 / 7 | 0 | 0 | 23 3:04 2nd | 13 pts (2x) | - - - | 6 pts | 39:42 | -- | 0:18 |
| @ Georgia Tech | 20 / 34 | 18 / 11 | 0 / 12 | 19 / 12 | 0 / 10 | 5 | 9 | 9 16:07 2nd | 11 pts | 3 9:02 1st | 7 pts | 32:08 | 3:15 | 9:36 |
| NORTHERN KY | 38 / 18 | 19 / 11 | 7 / 5 | 15 / 7 | 11 / 0 | 1 | 2 | 12 8:49 2nd | 10 pts | 9 15:01 1st | 8 pts | 22:43 | 16:16 | 1:01 |
| AUSTIN PEAY | 24 / 24 | 21 / 18 | 9 / 17 | 14 / 7 | 8 / 11 | 5 | 5 | 13 2:42 2nd | 9 pts | 5 19:43 1st | 6 pts | 31:43 | 4:13 | 4:11 |
| @ Western Ky | 26 / 46 | 17 / 23 | 8 / 15 | 13 / 15 | 9 / 19 | 12 | 11 | 6 13:38 2nd | 7 pts | 7 19:34 2nd | 9 pts | 16:11 | 21:45 | 7:03 |
| Tulsa | 30 / 42 | 23 / 8 | 5 / 14 | 27 / 8 | 9 / 10 | 0 | 2 | 23 2:30 2nd | 12 pts | 1 17:40 1st | 6 pts | 38:48 | 0:15 | 0:57 |
| vs Valpo | 16 / 30 | 16 / 30 | 4 / 12 | 18 / 11 | 7 / 20 | 7 | 11 | 13 12:32 1st | 8 pts | 8 7:27 2nd | 8 pts | 22:10 | 14:53 | 2:57 |
| at Indiana | 20 / 34 | 9 / 6 | 12 / 9 | 15 / 4 | 6 / 14 | 5 | 12 | 7 0:27 2nd | 9 pts | 11 16:04 2nd | 7 pts | 7:09 | 28:26 | 4:25 |
| TEXAS A&M | 22 / 26 | 17 / 7 | 7 / 9 | 8 / 7 | 8 / 6 | 7 | 7 | 10 3x 2nd | 6 pts | 3 19:29 1st | 4 pts | 30:05 | 6:08 | 3:47 |
| @ LSU | 24 / 34 | 15 / 10 | 0 / 26 | 16 / 4 | 2 / 4 | 13 | 19 | 11 4:06 1st | 12 pts | 8 19:20 2nd | 8 pts | 18:46 | 16:28 | 4:57 |
| @ Ole Miss | 22 / 32 | 19 / 6 | 3 / 9 | 15 / 6 | 1 / 2 | 7 | 9 | 8 16:14 1st | 10 pts | 11 14:20 2nd | 9 pts | 15:01 | 22:27 | 2:32 |
| VANDERBILT | 42 / 26 | 18 / 4 | 7 / 2 | 12 / 5 | 16 / 18 | 3 | 4 | 20 0:39 2nd | 8 pts | 3 11:02 1st | 7 pts | 34:41 | 3:39 | 1:40 |
| KENTUCKY | 22 / 32 | 11 / 8 | 9 / 14 | 10 / 12 | 10 / 18 | 4 | 4 | 4 16:23 1st | 7 pts | 12 1:57 2nd | 15 pts | 5:28 | 31:24 | 3:08 |
| @ Miss State | 46 / 24 | 9 / 10 | 8 / 11 | 17 / 15 | 17 / 18 | 3 | 6 | 5 9:37 1st | 9 pts | 11 2:21 2nd | 9 pts | 5:02 | 32:00 | 2:56 |
| TCU | 34 / 34 | 15 / 11 | 12 / 15 | 18 / 6 | 18 / 10 | 4 | 3 | 15 7:53 2nd | 9 pts | 4 15:51 1st | 6 pts | 33:11 | 4:02 | 2:47 |
| SOUTH CAROLINA | 28 / 36 | 11 / 8 | 9 / 7 | 5 / 17 | 25 / 37 | 1 | 0 | - - - | 9 pts | 11 10:09 1st | 6 pts | -- | 37:43 | 2:17 |
| @ Alabama | 28 / 36 | 27 / 13 | 11 / 17 | 16 / 6 | 11 / 5 | 3 | 11 | 7 8:35 2nd | 9 pts | 12 17:19 1st | 12 pts | 12:54 | 25:12 | 1:54 |
| Auburn | 28 / 34 | 20 / 14 | 6 / 16 | 15 / 16 | 7 / 16 | 11 | 12 | 11 5:59 2nd | 10 pts | 5 1:42 OT | 11 pts | 22:47 | 15:47 | 6:26 |

DEFLECTIONS (Arkansas career Only)

| Player | 16-17 | 17-18 | 18-19 | 19-20 | Career |
|-----------|-------|-------|-------|-------|--------|
| Bailey | 45 | 106 | 110 | 103 | 364 |
| Chaney | - | - | 115 | 48 | 163 |
| Cylla | - | - | - | 12 | 12 |
| Harris | - | - | 92 | 38 | 130 |
| Henderson | - | - | 7 | 7 | 14 |
| Joe | - | - | 110 | 43 | 153 |
| Jones | - | - | 84 | 75 | 159 |
| Sills | - | - | 60 | 54 | 114 |
| Whitt | - | - | - | 78 | 78 |

MOST IN A GAME 2019-20:

- 10 Jones (Montana)
- 9 Bailey (VAL ● AUB)
- 8 Bailey (S DAK ● @LSU)
- 7 Bailey (Rice ● TXSOU) | Jones (TAM)
- 6 Chaney (TXSOU) | Whitt (GT ● VAL) | Bailey (WKU ● IND) | Jones (Tulsa) | Sills 6

CHARGES DRAWN (Arkansas career Only)

| Player | 16-17 | 17-18 | 18-19 | 19-20 | Career |
|-----------|-------|-------|-------|-------|--------|
| Bailey | 4 | 4 | 3 | 4 | 33 |
| Chaney | - | - | 0 | - | 0 |
| Cylla | - | - | - | - | 0 |
| Harris | - | - | 4 | 3 | 7 |
| Henderson | - | - | 0 | - | 0 |
| Joe | - | - | 27* | 11 | 38 |
| Jones | - | - | 0 | 2 | 2 |
| Sills | - | - | 3 | 4 | 7 |
| Whitt | - | - | - | 3 | 3 |

* - led team

DUNKS (Arkansas career Only)

| Player | 16-17 | 17-18 | 18-19 | 19-20 | Career |
|-----------|-------|-------|-------|-------|--------|
| Bailey | 6 | 16 | 18 | 16 | 56 |
| Chaney | - | - | 17 | 11 | 28 |
| Cylla | - | - | - | 1 | 1 |
| Harris | - | - | 12 | 4 | 16 |
| Henderson | - | - | 2 | 2 | 4 |
| Joe | - | - | 2 | 3 | 5 |
| Jones | - | - | 0 | 1 | 1 |
| Sills | - | - | 1 | 2 | 3 |
| Whitt | - | - | - | 11 | 11 |

ARKANSAS RAZORBACKS

2019-20 GAME HIGHS IN...

| Opponent | DATE | SCORE | RESULT | POINTS | REBOUNDS | ASSISTS | STEALS | BLOCKED SHOTS |
|---------------------|----------|-------|--------|-----------------------------------|-----------------------------------|--|---|---|
| RICE | 11/05/19 | 91-43 | W | 32-Mason Jones | 9-Adrio Bailey | 7-Isaiah Joe | 5-Mason Jones | 1-Whitt • Bailey Cylla • Harris Henderson |
| NORTH TEXAS | 11/12/19 | 66-43 | W | 16-Isaiah Joe | 6-Mason Jones | 2-Mason Jones Isaiah Joe | 4-Adrio Bailey | 1-Joe • Whitt Jr. Harris • Bailey Sills |
| MONTANA | 11/16/19 | 64-46 | W | 19-Mason Jones | 11-Adrio Bailey | 4-Mason Jones | 4-Jalen Harris Mason Jones | 1-Mason Jones Adrio Bailey |
| TEXAS SOUTHERN | 11/19/19 | 82-51 | W | 33-Isaiah Joe | 10-Jimmy Whitt Jr. | 5-Jalen Harris | 5-Isaiah Joe | 5-Adrio Bailey |
| SOUTH DAKOTA | 11/22/19 | 77-56 | W | 24-Jimmy Whitt Jr. | 7-Mason Jones Jimmy Whitt Jr. | 5-Isaiah Joe | 3-Jimmy Whitt Jr. Adrio Bailey | 3-Reggie Chaney |
| at Georgia Tech | 11/25/19 | 62-61 | W ot | 24-Mason Jones | 9-Isaiah Joe | 4-Desi Sills | 6-Isaiah Joe | 2-Jimmy Whitt Jr. |
| NORTHERN KENTUCKY | 11/30/19 | 66-60 | W | 24-Jimmy Whitt Jr. | 11-Reggie Chaney | 5-Jalen Harris Reggie Chaney | 2-Desi Sills | 1-Desi Sills |
| AUSTIN PEAY | 12/03/19 | 69-61 | W | 17-Jimmy Whitt Jr. | 6-Isaiah Joe | 3-Jalen Harris | 2-Joe • Bailey Sills • Chaney | 3-Ethan Henderson |
| at Western Kentucky | 12/07/19 | 79-86 | L ot | 20-Desi Sills | 12-Jimmy Whitt Jr. | 4-Jimmy Whitt Jr. | 2-Desi Sills | 3-Reggie Chaney |
| TULSA | 12/14/19 | 98-79 | W | 41-Mason Jones | 7-Reggie Chaney | 4-Jimmy Whitt Jr. Mason Jones | 4-Mason Jones | 2-Adrio Bailey |
| vs Valparaiso | 12/21/19 | 72-68 | W | 21-Isaiah Joe | 9-Mason Jones | 4-Jimmy Whitt Jr. Mason Jones | 3-Adrio Bailey Jimmy Whitt Jr. | 5-Adrio Bailey |
| at Indiana | 12/29/19 | 71-64 | W | 24-Isaiah Joe | 8-Adrio Bailey | 6-Mason Jones | 2-Jimmy Whitt Jr. | 2-Adrio Bailey |
| TEXAS A&M | 01/04/20 | 69-59 | W | 17-Mason Jones Isaiah Joe | 6-Mason Jones | 5-Jalen Harris | 3-Mason Jones | 1-Jimmy Whitt Jr. Adrio Bailey |
| at LSU | 01/08/20 | 77-79 | L | 24-Mason Jones | 7-Adrio Bailey | 4-Mason Jones | 2-Mason Jones Jalen Harris Isaiah Joe | 4-Adrio Bailey |
| at Ole Miss | 01/11/20 | 76-72 | W | 34-Isaiah Joe | 6-Mason Jones | 9-Mason Jones | 3-Mason Jones | 2-Isaiah Joe Adrio Bailey |
| VANDERBILT | 01/15/20 | 75-55 | W | 30-Jimmy Whitt Jr. | 8-Jimmy Whitt Jr. | 8-Mason Jones | 2-Desi Sills | 2-Jimmy Whitt Jr. |
| KENTUCKY | 01/18/20 | 66-73 | L | 19-Mason Jones | 6-Mason Jones | 2-Jimmy Whitt Jr. Adrio Bailey Mason Jones | 3-Adrio Bailey | 2-Adrio Bailey Jimmy Whitt Jr. |
| at Mississippi St. | 01/22/20 | 70-77 | L | 20-Mason Jones Jimmy Whitt Jr. | 7-Isaiah Joe Mason Jones | 4-Mason Jones | 1- Joe • Chaney Whitt • Harris Jones | 1-Chaney • Harris Whitt • Bailey Jones |
| TCU | 01/25/20 | 78-67 | W | 20-Mason Jones Jimmy Whitt Jr. | 6-Adrio Bailey | 6-Jalen Harris | 2-Desi Sills | 1-Jeantal Cylla Adrio Bailey |
| SOUTH CAROLINA | 01/29/20 | 77-79 | L | 34-Mason Jones | 12-Mason Jones | 4-Mason Jones | 1-Cylla • Jones Whitt • Chaney Joe | 1-Adrio Bailey |
| at Alabama | 02/01/20 | 82-78 | W | 30-Mason Jones | 11-Reggie Chaney | 2-Jalen Harris Desi Sills | 4-Jimmy Whitt Jr. | 2-Reggie Chaney |
| AUBURN | 02/04/20 | 76-79 | LOT | 40-Mason Jones | 7-Adrio Bailey Jimmy Whitt Jr. | 5-Mason Jones | 4-Desi Sills | 1-Reggie Chaney Adrio Bailey |

| LED TEAM IN POINTS (including ties) | |
|--|----|
| Jones | 13 |
| Joe | 6 |
| Whitt | 6 |
| Sills | 1 |

| LED TEAM IN REBS (including ties) | |
|--------------------------------------|---|
| Jones | 8 |
| Bailey | 6 |
| Whitt | 5 |
| Joe | 3 |
| Chaney | 3 |
| Sills | 1 |

| LED TEAM IN ASSISTS (including ties) | |
|---|----|
| Jones | 12 |
| Harris | 6 |
| Whitt | 5 |
| Joe | 3 |
| Sills | 2 |
| Chaney | 1 |
| Bailey | 2 |

| LED TEAM IN STEALS (including ties) | |
|--|---|
| Jones | 8 |
| Joe | 6 |
| Whitt | 6 |
| Sills | 6 |
| Bailey | 5 |
| Harris | 3 |
| Chaney | 3 |
| Cylla | 1 |

| LED TEAM IN BLKS (including ties) | |
|--------------------------------------|----|
| Bailey | 15 |
| Whitt | 7 |
| Chaney | 5 |
| Harris | 3 |
| Joe | 2 |
| Sills | 2 |
| Henderson | 2 |
| Jones | 2 |
| Cylla | 2 |

| GAME 1 | | 43 | | 19 24 | | 43 | | 91 | | | |
|-----------|--|-----------------------------------|--|-------|--|----|--|----|--|--|--|
| SEC ESPN+ | | Rice | | 39 52 | | 91 | | | | | |
| Arkansas | | Nov. 5, 2019 • Fayetteville, Ark. | | | | | | | | | |

Rice 43 • 0-1

| # | Player | Total | | 3-Ptr | | Rebounds | | | PF | TP | A | TO | Blk | Stl | Min |
|-----------------|-----------------|--------|--------|-----------|--------|----------|-------|-------|-------|----|---|----|-----|-------------------|-----|
| | | FG-FGA | FG-FGA | FT-FTA | FT-FTA | Off | Def | Tot | | | | | | | |
| 10 | Robert Martin | f | 1-7 | 0-2 | 3-4 | 1 | 2 | 3 | 3 | 5 | 0 | 4 | 0 | 0 | 29 |
| 02 | Trey Murphy III | | 3-10 | 0-5 | 1-2 | 1 | 1 | 2 | 2 | 7 | 0 | 3 | 1 | 0 | 30 |
| 03 | Ako Adams | | 4-10 | 2-7 | 3-3 | 0 | 1 | 1 | 3 | 13 | 1 | 6 | 0 | 1 | 19 |
| 23 | Drew Peterson | | 0-5 | 0-3 | 0-0 | 0 | 8 | 8 | 0 | 0 | 2 | 4 | 0 | 0 | 23 |
| 24 | Chris Mullins | | 1-7 | 0-2 | 1 | 2 | 3 | 1 | 2 | 1 | 1 | 1 | 1 | 2 | 24 |
| 00 | Payton Moore | | 1-3 | 0-2 | 0-0 | 0 | 0 | 0 | 1 | 2 | 1 | 4 | 0 | 4 | 15 |
| 01 | Josh Parrish | | 2-4 | 0-0 | 0 | 0 | 1 | 1 | 2 | 4 | 0 | 0 | 0 | 1 | 15 |
| 04 | Quincy Olivari | | 2-6 | 0-4 | 2-4 | 0 | 2 | 2 | 3 | 6 | 1 | 0 | 0 | 1 | 14 |
| 05 | Addison Owen | | 0-0 | 0-0 | 0 | 0 | 0 | 0 | 0 | 0 | 0 | 0 | 0 | 0 | 2 |
| 13 | Tommy McCarthy | | 0-1 | 0-0 | 0-0 | 0 | 0 | 0 | 0 | 0 | 0 | 0 | 0 | 0 | 3 |
| 14 | Reed Myers | | 0-0 | 0-0 | 0-0 | 0 | 0 | 0 | 0 | 0 | 0 | 0 | 0 | 0 | 2 |
| 15 | Max Fiedler | | 2-3 | 0-0 | 0-0 | 0 | 2 | 2 | 0 | 4 | 0 | 0 | 0 | 0 | 7 |
| 20 | Zach Crisler | | 0-0 | 0-0 | 0 | 0 | 0 | 0 | 1 | 0 | 1 | 2 | 0 | 0 | 12 |
| 35 | Tim Harrison | | 0-0 | 0-0 | 0-0 | 1 | 1 | 2 | 0 | 0 | 0 | 0 | 0 | 0 | 5 |
| Team | | | | | | 2 | 1 | 3 | | | 3 | | | | |
| Totals | | | 16-56 | 2-25 | 9-15 | 6 | 21 | 27 | 16 | 43 | 7 | 27 | 2 | 9 | 200 |
| FG % 1st Half: | | 8-25 | 32.0% | 2nd half: | 8-31 | 25.8% | Game: | 16-56 | 28.6% | | | | | Deadball Rebounds | |
| 3FG % 1st Half: | | 2-13 | 15.4% | 2nd half: | 0-12 | 0.0% | Game: | 2-25 | 8.0% | | | | | | |
| FT % 1st Half: | | 1-4 | 25.0% | 2nd half: | 8-11 | 72.7% | Game: | 9-15 | 60.0% | | | | | | |

Arkansas 91 • 1-0

| # | Player | Total | | 3-Ptr | | Rebounds | | | PF | TP | A | TO | Blk | Stl | Min |
|-----------------|-----------------|--------|--------|-----------|--------|----------|-------|-------|-------|----|----|----|-----|-------------------|-----|
| | | FG-FGA | FG-FGA | FT-FTA | FT-FTA | Off | Def | Tot | | | | | | | |
| 02 | Adrio Bailey | f | 4-7 | 0-0 | 0-0 | 2 | 7 | 9 | 3 | 8 | 1 | 3 | 1 | 3 | 21 |
| 01 | Isaiah Joe | | 10-18 | 4-11 | 0-0 | 0 | 5 | 5 | 1 | 24 | 7 | 5 | 0 | 0 | 32 |
| 03 | Desi Sills | | 4-8 | 0-3 | 0-0 | 0 | 1 | 1 | 3 | 8 | 2 | 3 | 0 | 1 | 29 |
| 15 | Mason Jones | | 12-18 | 4-8 | 4-4 | 1 | 6 | 7 | 0 | 32 | 3 | 3 | 0 | 5 | 33 |
| 33 | Jimmy Whitt Jr. | | 1-4 | 0-0 | 0-0 | 2 | 2 | 4 | 0 | 2 | 5 | 2 | 1 | 1 | 28 |
| 00 | Jeantal Cylia | | 2-7 | 0-1 | 1-2 | 1 | 5 | 6 | 2 | 5 | 0 | 2 | 1 | 0 | 21 |
| 05 | Jalen Harris | | 3-4 | 2-2 | 2-4 | 0 | 4 | 4 | 4 | 10 | 1 | 2 | 1 | 3 | 22 |
| 12 | Ty Stevens | | 0-0 | 0-0 | 0-1 | 0 | 0 | 0 | 0 | 0 | 0 | 0 | 0 | 0 | 1 |
| 13 | Emeka Obukwelu | | 0-0 | 0-0 | 0-0 | 1 | 2 | 3 | 0 | 0 | 0 | 0 | 0 | 0 | 1 |
| 24 | Ethan Henderson | | 1-1 | 0-0 | 0-0 | 0 | 3 | 3 | 3 | 2 | 0 | 1 | 1 | 1 | 12 |
| Team | | | | | | 3 | 0 | 3 | | | | | | | |
| Totals | | | 37-67 | 10-25 | 7-11 | 10 | 35 | 45 | 16 | 91 | 19 | 21 | 5 | 14 | 200 |
| FG % 1st Half: | | 16-33 | 48.5% | 2nd half: | 21-34 | 61.8% | Game: | 37-67 | 55.2% | | | | | Deadball Rebounds | |
| 3FG % 1st Half: | | 4-12 | 33.3% | 2nd half: | 6-13 | 46.2% | Game: | 10-25 | 40.0% | | | | | | |
| FT % 1st Half: | | 3-4 | 75.0% | 2nd half: | 4-7 | 57.1% | Game: | 7-11 | 63.6% | | | | | | |

Officials: Robert Felder, Gerald Williams, K.B. Burdett Jr.
 Technical fouls: Rice-None, Arkansas-None.
 Attendance: 17274

| Score by periods | 1st | 2nd | Total |
|------------------|-----|-----|-------|
| Rice | 19 | 24 | 43 |
| Arkansas | 39 | 52 | 91 |

| | In | Off | 2nd | Fast | Bench |
|--------|-------|-----|--------|-------|-------|
| Points | Paint | T/O | Chance | Break | |
| RICE | 26 | 19 | 0 | 15 | 16 |
| ARK | 42 | 29 | 5 | 30 | 17 |

Last FG - RICE 2nd-00:36, ARK 2nd-00:24.

Largest lead - RICE by 2 1st-16:57, ARK by 48 2nd-03:25.

RICE led for 00:45. ARK led for 37:35. Game was tied for 01:40.

Score tied - 1 time.
 Lead changed - 2 times.

| GAME 3 | | 46 | | 18 28 | | 46 | | 64 | | | |
|-----------|--|------------------------------------|--|-------|--|----|--|----|--|--|--|
| SEC ESPN+ | | Montana | | 31 33 | | 64 | | | | | |
| Arkansas | | Nov. 16, 2019 • Fayetteville, Ark. | | | | | | | | | |

Montana 46 • 1-2

| # | Player | Total | | 3-Ptr | | Rebounds | | | PF | TP | A | TO | Blk | Stl | Min |
|-----------------|----------------------|--------|--------|-----------|--------|----------|-------|-------|-------|----|----|----|-----|-------------------|-----|
| | | FG-FGA | FG-FGA | FT-FTA | FT-FTA | Off | Def | Tot | | | | | | | |
| 00 | Kyle Owens | f | 0-2 | 0-0 | 0-0 | 1 | 1 | 2 | 3 | 0 | 1 | 0 | 0 | 0 | 13 |
| 23 | Mack Anderson | | 4-7 | 0-0 | 1-1 | 3 | 4 | 7 | 4 | 9 | 1 | 3 | 2 | 0 | 25 |
| 02 | Kendal Manuel | | 5-16 | 2-7 | 0-0 | 0 | 5 | 5 | 2 | 12 | 0 | 1 | 0 | 1 | 32 |
| 03 | Josh Vazquez | | 0-7 | 0-4 | 2-2 | 1 | 1 | 2 | 3 | 2 | 3 | 0 | 0 | 2 | 21 |
| 04 | Sayed Pridgett | | 5-12 | 0-1 | 3-5 | 3 | 4 | 7 | 3 | 13 | 2 | 7 | 1 | 1 | 38 |
| 01 | Timmy Falls | | 1-4 | 0-2 | 0-2 | 0 | 2 | 2 | 4 | 2 | 3 | 5 | 1 | 1 | 31 |
| 05 | Eddy Egun | | 0-3 | 0-2 | 0-0 | 0 | 2 | 2 | 1 | 0 | 1 | 2 | 0 | 0 | 14 |
| 35 | Derrick Carter-Holli | | 3-5 | 0-0 | 2-4 | 2 | 3 | 5 | 2 | 8 | 0 | 1 | 1 | 0 | 26 |
| Team | | | | | | 5 | 2 | 7 | | | 1 | | | | |
| Totals | | | 18-56 | 2-16 | 8-14 | 15 | 24 | 39 | 22 | 46 | 10 | 23 | 5 | 5 | 200 |
| FG % 1st Half: | | 8-31 | 25.8% | 2nd half: | 10-25 | 40.0% | Game: | 18-56 | 32.1% | | | | | Deadball Rebounds | |
| 3FG % 1st Half: | | 0-6 | 0.0% | 2nd half: | 2-10 | 20.0% | Game: | 2-16 | 12.5% | | | | | | |
| FT % 1st Half: | | 2-3 | 66.7% | 2nd half: | 6-11 | 54.5% | Game: | 8-14 | 57.1% | | | | | | |

Arkansas 64 • 3-0

| # | Player | Total | | 3-Ptr | | Rebounds | | | PF | TP | A | TO | Blk | Stl | Min |
|-----------------|-----------------|--------|--------|-----------|--------|----------|-------|-------|-------|----|---|----|-----|-------------------|-----|
| | | FG-FGA | FG-FGA | FT-FTA | FT-FTA | Off | Def | Tot | | | | | | | |
| 02 | Adrio Bailey | f | 4-7 | 0-1 | 4-6 | 5 | 6 | 11 | 4 | 12 | 1 | 1 | 1 | 0 | 31 |
| 01 | Isaiah Joe | | 2-13 | 2-9 | 3-5 | 0 | 5 | 5 | 1 | 9 | 2 | 0 | 0 | 0 | 37 |
| 03 | Desi Sills | | 2-8 | 0-4 | 1-2 | 1 | 2 | 3 | 4 | 5 | 0 | 3 | 0 | 2 | 25 |
| 15 | Mason Jones | | 5-13 | 1-5 | 8-8 | 3 | 2 | 5 | 2 | 19 | 4 | 2 | 1 | 4 | 35 |
| 33 | Jimmy Whitt Jr. | | 6-12 | 0-0 | 2-3 | 2 | 5 | 7 | 3 | 14 | 2 | 4 | 0 | 1 | 28 |
| 00 | Jeantal Cylia | | 0-0 | 0-0 | 0-0 | 1 | 1 | 2 | 2 | 0 | 0 | 3 | 0 | 0 | 19 |
| 05 | Jalen Harris | | 1-1 | 1-1 | 2-2 | 1 | 0 | 1 | 2 | 5 | 0 | 0 | 0 | 4 | 25 |
| Team | | | | | | 1 | 2 | 3 | | | | | | | |
| Totals | | | 20-54 | 4-20 | 20-26 | 14 | 23 | 37 | 18 | 64 | 9 | 13 | 2 | 11 | 200 |
| FG % 1st Half: | | 10-28 | 35.7% | 2nd half: | 10-26 | 38.5% | Game: | 20-54 | 37.0% | | | | | Deadball Rebounds | |
| 3FG % 1st Half: | | 3-13 | 23.1% | 2nd half: | 1-7 | 14.3% | Game: | 4-20 | 20.0% | | | | | | |
| FT % 1st Half: | | 8-11 | 72.7% | 2nd half: | 12-15 | 80.0% | Game: | 20-26 | 76.9% | | | | | | |

Officials: Troy Mathis, Randy Heimerman, Vladimir Voyard-Tadal
 Technical fouls: Montana-None, Arkansas-None.
 Attendance: 13058

| Score by periods | 1st | 2nd | Total |
|------------------|-----|-----|-------|
| Montana | 18 | 28 | 46 |
| Arkansas | 31 | 33 | 64 |

Last FG - MONT 2nd-03:49, ARK 2nd-02:20.

Largest lead - MONT None, ARK by 20 2nd-01:35.

MONT led for 00:00. ARK led for 38:03. Game was tied for 01:30.

Score tied - 1 time.
 Lead changed - 0 times.

| GAME 2 | | 43 | | 16 17 | | 43 | | 66 | | | |
|-----------|--|------------------------------------|--|-------|--|----|--|----|--|--|--|
| SEC ESPN+ | | North Texas | | 28 38 | | 66 | | | | | |
| Arkansas | | Nov. 12, 2019 • Fayetteville, Ark. | | | | | | | | | |

North Texas 43 • 1-2

| | | Total | | 3-Ptr | | Rebounds | | | | | | | | | | |
|-----------------|-----------------|-------|--------|-----------|--------|----------|-------|-----|-------|-------|---|----|-----|-----|-----|----------|
| # | Player | | FG-FGA | FG-FGA | FT-FTA | Off | Def | Tot | PF | TP | A | TO | Blk | Stl | Min | |
| 23 | Deng Geu | f | 4-6 | 1-2 | 1-2 | 0 | 6 | 6 | 3 | 10 | 0 | 2 | 0 | 0 | 25 | |
| 24 | Zachary Simmons | f | 3-7 | 0-0 | 0-1 | 4 | 5 | 9 | 4 | 6 | 1 | 0 | 0 | 0 | 17 | |
| 00 | James Reese | g | 1-5 | 0-3 | 2-2 | 1 | 2 | 3 | 1 | 4 | 2 | 0 | 0 | 1 | 22 | |
| 01 | Umoja Gibson | g | 3-11 | 1-5 | 0-2 | 0 | 2 | 2 | 1 | 7 | 1 | 0 | 0 | 0 | 32 | |
| 03 | Javion Hamlet | g | 3-9 | 0-2 | 3-3 | 1 | 0 | 1 | 0 | 9 | 1 | 5 | 0 | 0 | 27 | |
| 02 | Roosevelt Smart | | 1-4 | 0-3 | 1-2 | 0 | 0 | 0 | 1 | 3 | 0 | 2 | 0 | 1 | 17 | |
| 04 | Jalen Jackson | | 0-2 | 0-0 | 0-0 | 1 | 1 | 2 | 3 | 0 | 2 | 2 | 0 | 1 | 8 | |
| 10 | Jahmiah Simmons | | 0-0 | 0-0 | 0-0 | 0 | 1 | 1 | 3 | 0 | 0 | 1 | 0 | 0 | 7 | |
| 13 | Thomas Bell | | 0-3 | 0-1 | 0-0 | 0 | 4 | 4 | 1 | 0 | 1 | 1 | 0 | 0 | 22 | |
| 22 | Larry Wise | | 2-4 | 0-1 | 0-0 | 2 | 1 | 3 | 0 | 4 | 0 | 2 | 0 | 0 | 11 | |
| 55 | DJ Draper | | 0-0 | 0-0 | 0-0 | 0 | 0 | 0 | 5 | 0 | 0 | 1 | 0 | 0 | 12 | |
| Team | | | | | | 5 | 1 | 6 | | | 2 | | | | | |
| Totals | | | 17-51 | 2-17 | 7-12 | 14 | 23 | 37 | 22 | 43 | 8 | 18 | 0 | 3 | 200 | |
| FG % 1st Half: | | 7-26 | 26.9% | 2nd half: | 10-25 | 40.0% | Game: | | 17-51 | 33.3% | | | | | | Deadball |
| 3FG % 1st Half: | | 0-9 | 0.0% | 2nd half: | 2-8 | 25.0% | Game: | | 2-17 | 11.8% | | | | | | Rebounds |
| FT % 1st Half: | | 2-2 | 100.0% | 2nd half: | 5-10 | 50.0% | Game: | | 7-12 | 58.3% | | | | | | 2.1 |

| | | | | | | | | | |
|------------------------------------|---|---|-----------|---------------------|-----------|-----------|-----------|-----------|---|
| GAME 5 |  |  | 56 | South Dakota | 24 | 32 | 56 | 77 |  |
| | | | | ARKANSAS | 39 | 38 | 77 | | |
| Nov. 22, 2019 • Fayetteville, Ark. | | | | | | | | | |

South Dakota 56 • 5-1

| # | Player | Total | | 3-Ptr | | Rebounds | | | PF | TP | A TO | | Blk | Stl | Min |
|-----------------|-------------------|--------|--------|-----------|--------|----------|-------|-----|-------|-------|----------|----|-----|-----|-----|
| | | FG-FGA | FT-FTA | FG-FGA | FT-FTA | Off | Def | Tot | | | | | | | |
| 25 | Tyler Hagedorn | f | 5-12 | 0-2 | 5-6 | 2 | 5 | 7 | 2 | 15 | 3 | 2 | 0 | 0 | 32 |
| 00 | Stanley Umude | g | 5-14 | 1-1 | 2-2 | 1 | 7 | 8 | 0 | 13 | 0 | 1 | 1 | 0 | 32 |
| 03 | Triston Simpson | g | 3-6 | 0-1 | 0-0 | 0 | 1 | 1 | 0 | 6 | 3 | 3 | 0 | 1 | 39 |
| 10 | Cody Kelley | g | 4-9 | 2-6 | 0-2 | 0 | 3 | 3 | 4 | 10 | 2 | 3 | 0 | 1 | 34 |
| 22 | Tyler Peterson | g | 2-5 | 0-0 | 1-2 | 2 | 1 | 3 | 4 | 5 | 3 | 2 | 0 | 2 | 31 |
| 01 | Ty Chisom | g | 2-4 | 0-0 | 1-2 | 0 | 4 | 4 | 3 | 5 | 0 | 1 | 0 | 1 | 15 |
| 05 | Kruz Perrott-Hunt | g | 0-1 | 0-1 | 0-0 | 0 | 1 | 1 | 1 | 0 | 0 | 1 | 0 | 0 | 4 |
| 20 | Brandon Armstrong | g | 1-4 | 0-1 | 0-0 | 0 | 1 | 1 | 1 | 2 | 0 | 0 | 0 | 0 | 13 |
| Team | | | | | | 1 | 1 | 2 | | | | | | | |
| Totals | | | 22-55 | 3-12 | 9-14 | 6 | 24 | 30 | 15 | 56 | 11 | 13 | 1 | 5 | 200 |
| FG % 1st Half: | | 10-30 | 33.3% | 2nd half: | 12-25 | 48.0% | Game: | | 22-55 | 40.0% | Deadball | | | | |
| 3FG % 1st Half: | | 1-6 | 16.7% | 2nd half: | 2-6 | 33.3% | Game: | | 3-12 | 25.0% | Rebounds | | | | |
| FT % 1st Half: | | 3-7 | 42.9% | 2nd half: | 6-7 | 85.7% | Game: | | 9-14 | 64.3% | 2,2 | | | | |

Arkansas 77 • 5-0

| # | Player | Total | | 3-Ptr | | Rebounds | | | PF | TP | A TO | | Blk | Stl | Min |
|-----------------|-----------------|--------|--------|-----------|--------|----------|-------|-----|-------|-------|----------|---|-----|-----|-----|
| | | FG-FGA | FT-FTA | FG-FGA | FT-FTA | Off | Def | Tot | | | | | | | |
| 02 | Adrio Bailey | f | 3-7 | 1-1 | 0-0 | 0 | 3 | 3 | 4 | 7 | 0 | 1 | 1 | 3 | 21 |
| 01 | Isaiah Joe | g | 2-10 | 1-6 | 0-0 | 2 | 3 | 5 | 2 | 5 | 5 | 1 | 0 | 0 | 35 |
| 03 | Desi Sills | g | 2-8 | 1-6 | 1-1 | 0 | 4 | 4 | 2 | 6 | 1 | 3 | 0 | 0 | 34 |
| 15 | Mason Jones | g | 5-12 | 0-3 | 4-4 | 1 | 6 | 7 | 4 | 14 | 0 | 3 | 0 | 1 | 23 |
| 33 | Jimmy Whitt Jr. | g | 11-14 | 0-0 | 2-3 | 1 | 6 | 7 | 1 | 24 | 1 | 0 | 1 | 3 | 35 |
| 00 | Jeantal Cylla | g | 3-7 | 1-2 | 0-0 | 1 | 3 | 4 | 2 | 7 | 0 | 0 | 1 | 0 | 14 |
| 05 | Jalen Harris | g | 2-5 | 0-2 | 4-4 | 0 | 1 | 1 | 1 | 8 | 2 | 0 | 0 | 0 | 23 |
| 35 | Reggie Chaney | g | 3-3 | 0-0 | 0-0 | 1 | 1 | 2 | 4 | 6 | 2 | 0 | 3 | 1 | 15 |
| Team | | | | | | 1 | 2 | 3 | | | | | | | |
| Totals | | | 31-66 | 4-20 | 11-12 | 7 | 29 | 36 | 20 | 77 | 11 | 8 | 6 | 8 | 200 |
| FG % 1st Half: | | 15-35 | 42.9% | 2nd half: | 16-31 | 51.6% | Game: | | 31-66 | 47.0% | Deadball | | | | |
| 3FG % 1st Half: | | 4-14 | 28.6% | 2nd half: | 0-6 | 0.0% | Game: | | 4-20 | 20.0% | Rebounds | | | | |
| FT % 1st Half: | | 5-6 | 83.3% | 2nd half: | 6-6 | 100.0% | Game: | | 11-12 | 91.7% | 3,1 | | | | |

Officials: Nathan Bemis, R.B. Clyburn, Owen Shortt
Technical fouls: South Dakota-None. Arkansas-None.
Attendance: 12581

| Score by periods | 1st | 2nd | Total |
|------------------|-----|-----|-------|
| South Dakota | 24 | 32 | 56 |
| Arkansas | 39 | 38 | 77 |

Last FG - SD 2nd-02:11, ARK 2nd-01:14.
Largest lead - SD None, ARK by 23 2nd-03:04.
SD led for 00:00. ARK led for 39:42. Game was tied for 00:18.

Score tied - 0 times.
Lead changed - 0 times.

| | | | | | | | | | |
|------------------------------------|---|---|-----------|--------------------------|-----------|-----------|-----------|-----------|---|
| GAME 7 |  |  | 60 | Northern Kentucky | 28 | 32 | 60 | 66 |  |
| | | | | ARKANSAS | 33 | 33 | 66 | | |
| Nov. 30, 2019 • Fayetteville, Ark. | | | | | | | | | |

Northern Kentucky 60 • 5-3

| # | Player | Total | | 3-Ptr | | Rebounds | | | PF | TP | A TO | | Blk | Stl | Min |
|-----------------|-----------------|--------|--------|-----------|--------|----------|-------|-----|-------|-------|----------|----|-----|-----|-----|
| | | FG-FGA | FT-FTA | FG-FGA | FT-FTA | Off | Def | Tot | | | | | | | |
| 00 | Silas Adheke | f | 0-0 | 0-0 | 0-0 | 0 | 4 | 4 | 0 | 0 | 0 | 1 | 0 | 1 | 10 |
| 32 | Dante Walton | f | 10-14 | 4-6 | 6-8 | 1 | 9 | 10 | 3 | 30 | 2 | 5 | 4 | 4 | 38 |
| 05 | Bryson Langdon | g | 2-7 | 1-3 | 1-1 | 1 | 2 | 3 | 4 | 6 | 0 | 2 | 0 | 1 | 36 |
| 12 | Trevon Faulkner | g | 4-13 | 1-4 | 5-6 | 0 | 2 | 2 | 2 | 14 | 4 | 1 | 0 | 2 | 39 |
| 15 | Tyler Sharpe | g | 4-11 | 2-6 | 0-0 | 0 | 3 | 3 | 5 | 10 | 2 | 2 | 0 | 1 | 37 |
| 01 | Adham Eleeda | g | 0-4 | 0-4 | 0-0 | 0 | 5 | 5 | 2 | 0 | 1 | 1 | 0 | 1 | 25 |
| 14 | Karl Harris | g | 0-1 | 0-0 | 0-0 | 0 | 0 | 0 | 3 | 0 | 0 | 0 | 0 | 0 | 7 |
| 30 | Bryant Mocabey | g | 0-1 | 0-1 | 0-0 | 0 | 0 | 0 | 0 | 0 | 0 | 0 | 0 | 0 | 8 |
| Team | | | | | | 3 | 2 | 5 | | | | | | | |
| Totals | | | 20-51 | 8-24 | 12-15 | 5 | 27 | 32 | 19 | 60 | 9 | 12 | 4 | 10 | 200 |
| FG % 1st Half: | | 10-26 | 38.5% | 2nd half: | 10-25 | 40.0% | Game: | | 20-51 | 39.2% | Deadball | | | | |
| 3FG % 1st Half: | | 5-13 | 38.5% | 2nd half: | 3-11 | 27.3% | Game: | | 8-24 | 33.3% | Rebounds | | | | |
| FT % 1st Half: | | 3-4 | 75.0% | 2nd half: | 9-11 | 81.8% | Game: | | 12-15 | 80.0% | 0 | | | | |

Arkansas 66 • 7-0

| # | Player | Total | | 3-Ptr | | Rebounds | | | PF | TP | A TO | | Blk | Stl | Min |
|-----------------|-----------------|--------|--------|-----------|--------|----------|-------|-----|-------|-------|----------|----|-----|-----|-----|
| | | FG-FGA | FT-FTA | FG-FGA | FT-FTA | Off | Def | Tot | | | | | | | |
| 00 | Jeantal Cylla | f | 0-0 | 0-0 | 0-0 | 0 | 0 | 0 | 0 | 0 | 0 | 0 | 0 | 0 | 6 |
| 02 | Adrio Bailey | g | 1-5 | 0-1 | 2-3 | 1 | 2 | 3 | 0 | 4 | 1 | 3 | 0 | 1 | 19 |
| 01 | Isaiah Joe | g | 2-11 | 2-10 | 4-5 | 0 | 0 | 0 | 1 | 10 | 4 | 3 | 0 | 0 | 39 |
| 03 | Desi Sills | g | 7-15 | 0-5 | 3-5 | 0 | 4 | 4 | 3 | 17 | 1 | 2 | 1 | 2 | 39 |
| 33 | Jimmy Whitt Jr. | g | 9-15 | 0-0 | 6-7 | 3 | 6 | 9 | 4 | 24 | 2 | 1 | 0 | 1 | 38 |
| 05 | Jalen Harris | g | 1-4 | 1-2 | 2-2 | 0 | 4 | 4 | 1 | 5 | 5 | 2 | 0 | 1 | 35 |
| 35 | Reggie Chaney | g | 3-5 | 0-0 | 0-0 | 2 | 9 | 11 | 5 | 6 | 5 | 1 | 0 | 0 | 24 |
| Team | | | | | | 2 | 4 | 6 | | | | | | | |
| Totals | | | 23-55 | 3-18 | 17-22 | 8 | 29 | 37 | 14 | 66 | 18 | 12 | 1 | 5 | 200 |
| FG % 1st Half: | | 14-31 | 45.2% | 2nd half: | 9-24 | 37.5% | Game: | | 23-55 | 41.8% | Deadball | | | | |
| 3FG % 1st Half: | | 2-10 | 20.0% | 2nd half: | 1-8 | 12.5% | Game: | | 3-18 | 16.7% | Rebounds | | | | |
| FT % 1st Half: | | 3-6 | 50.0% | 2nd half: | 14-16 | 87.5% | Game: | | 17-22 | 77.3% | 2 | | | | |

Officials: Wil Howard, Patrick Evans, Tony Greene
Technical fouls: Northern Kentucky-None. Arkansas-None.
Attendance: 14080

| Score by periods | 1st | 2nd | Total |
|-------------------|-----|-----|-------|
| Northern Kentucky | 28 | 32 | 60 |
| Arkansas | 33 | 33 | 66 |

Last FG - NKU 2nd-00:24, ARK 2nd-02:45.
Largest lead - NKU by 9 1st-15:01, ARK by 12 2nd-08:49.
NKU led for 16:16. ARK led for 22:43. Game was tied for 01:01.

Score tied - 1 time.
Lead changed - 2 times.

| | | | | | | | | | | |
|------------------------------|---|--|-----------|---------------------|-----------|-----------|----------|-----------|-----------|---|
| GAME 6 |  |  | 62 | Arkansas | 33 | 26 | 3 | 62 | 61 |  |
| | | | | Georgia Tech | 30 | 29 | 2 | 61 | | |
| Nov. 25, 2019 • Atlanta, Ga. | | | | | | | | | | |

Arkansas 62 • 6-0

| # | Player | | Total | | 3-Ptr | Rebounds | | | | | PF | TP | A TO | | | Blk | Stl | Min |
|----------------------|-----------------|---|--------|----------------|--------|----------|-------|-------------|----|-------|----------|----|------|----|-----|-----|-----|-----|
| | | | FG-FGA | FG-FGA | FT-FTA | Off | Def | Tot | | | | | | | | | | |
| 02 | Adrio Bailey | f | 3-5 | 0-0 | 2-2 | 0 | 2 | 2 | 3 | 8 | 3 | 3 | 1 | 2 | 32 | | | |
| 01 | Isaiah Joe | g | 4-15 | 3-11 | 2-2 | 0 | 9 | 9 | 3 | 13 | 1 | 1 | 0 | 6 | 43 | | | |
| 03 | Desi Sills | | 5-9 | 1-3 | 0-0 | 2 | 2 | 4 | 4 | 11 | 4 | 2 | 0 | 1 | 39 | | | |
| 15 | Mason Jones | g | 7-13 | 3-8 | 7-10 | 0 | 7 | 7 | 4 | 24 | 3 | 6 | 0 | 5 | 39 | | | |
| 33 | Jimmy Whitt Jr. | g | 3-12 | 0-0 | 0-2 | 0 | 4 | 4 | 3 | 6 | 2 | 0 | 2 | 0 | 44 | | | |
| 00 | Jeantal Cylla | | 0-2 | 0-2 | 0-0 | 0 | 1 | 1 | 2 | 0 | 0 | 0 | 0 | 0 | 8 | | | |
| 05 | Jalen Harris | | 0-2 | 0-1 | 0-0 | 0 | 0 | 0 | 1 | 0 | 1 | 1 | 0 | 0 | 8 | | | |
| 35 | Reggie Chaney | | 0-1 | 0-0 | 0-0 | 1 | 1 | 2 | 2 | 0 | 0 | 1 | 1 | 1 | 12 | | | |
| | Team | | | | | 0 | 1 | 1 | | | | | | | | | | |
| Totals | | | 22-59 | 7-25 | 11-16 | 3 | 27 | 30 | 22 | 62 | 14 | 14 | 4 | 15 | 225 | | | |
| FG % 1st Half: 12-31 | | | 38.7% | 2nd half: 9-23 | 39.1% | OT: 1-5 | 20.0% | Game: 22-59 | | 37.3% | Deadball | | | | | | | |
| 3FG % 1st Half: 5-15 | | | 33.3% | 2nd half: 1-7 | 14.3% | OT: 1-3 | 33.3% | Game: 7-25 | | 28.0% | Rebounds | | | | | | | |
| FT % 1st Half: 4-7 | | | 57.1% | 2nd half: 7-8 | 87.5% | OT: 0-1 | 0.0% | Game: 11-16 | | 68.8% | 2 | | | | | | | |

| | | | | | | | | | | | |
|---|-----------------------------------|---|----|----------|----|----|----|---|----|----|---|
| GAME 9 | |  | 79 | ARKANSAS | | 28 | 45 | 6 | 79 | 86 |  |
|  | Western Kentucky | | | 33 | 40 | 13 | 86 | | | | |
| | Dec. 7, 2019 • Bowling Green, Ky. | | | | | | | | | | |

Arkansas 79 • 8-1

| # | Player | Total | | 3-Ptr | | Rebounds | | | PF | TP | A | TO | Blk | Stl | Min |
|----------------------|-----------------|--------|-----------------|--------|--------|----------|-----|-------|-------------|----|-------|-------------------|-----|-----|-----|
| | | FG-FGA | FG-FGA | FT-FTA | FT-FTA | Off | Def | Tot | | | | | | | |
| 02 | Adrio Bailey | f | 3-6 | 0-1 | 1-2 | 2 | 2 | 4 | 4 | 7 | 0 | 0 | 1 | 0 | 30 |
| 01 | Isaiah Joe | g | 6-15 | 5-14 | 1-3 | 1 | 3 | 4 | 1 | 18 | 2 | 5 | 1 | 0 | 42 |
| 03 | Desi Sills | g | 7-11 | 3-7 | 3-3 | 0 | 1 | 1 | 4 | 20 | 0 | 3 | 0 | 2 | 36 |
| 15 | Mason Jones | g | 1-9 | 0-4 | 6-6 | 1 | 8 | 9 | 3 | 8 | 1 | 3 | 0 | 0 | 36 |
| 33 | Jimmy Whitt Jr. | g | 8-18 | 0-0 | 1-3 | 3 | 9 | 12 | 5 | 17 | 4 | 1 | 0 | 1 | 44 |
| 00 | Jeantal Cylia | | 0-0 | 0-0 | 0-0 | 0 | 0 | 0 | 0 | 0 | 0 | 0 | 0 | 0 | 0+ |
| 05 | Jalen Harris | | 3-8 | 1-4 | 2-3 | 0 | 1 | 1 | 3 | 9 | 2 | 1 | 0 | 1 | 23 |
| 04 | Ethan Henderson | | 0-0 | 0-0 | 0-0 | 0 | 0 | 0 | 0 | 0 | 0 | 0 | 0 | 0 | 1 |
| 25 | Reggie Chaney | | 0-0 | 0-0 | 0-0 | 2 | 4 | 6 | 3 | 0 | 1 | 2 | 3 | 0 | 13 |
| | Team | | 1 | 1 | 2 | | | | | | | | | | |
| Totals | | 28-67 | 9-30 | 14-20 | 10 | 29 | 39 | 23 | 79 | 10 | 16 | 5 | 4 | 225 | |
| FG % 1st Half: 12-27 | | 44.4% | 2nd half: 14-33 | | 42.4% | OT: 2-7 | | 28.6% | Game: 28-67 | | 41.8% | Deadball Rebounds | | 3 | |
| 3FG % 1st Half: 3-11 | | 27.3% | 2nd half: 6-16 | | 37.5% | OT: 0-3 | | 0.0% | Game: 9-30 | | 30.0% | | | | |
| FT % 1st Half: 1-4 | | 25.0% | 2nd half: 11-12 | | 91.7% | OT: 2-4 | | 50.0% | Game: 14-20 | | 70.0% | | | | |

Western Kentucky 86 • 7-3

| # | Player | Total | | 3-Ptr | | Rebounds | | | PF | TP | A | TO | Blk | Stl | Min |
|----------------------|-----------------------|--------|-----------------|--------|--------|----------|-----|-------|-------------|----|-------|-------------------|-----|-----|-----|
| | | FG-FGA | FG-FGA | FT-FTA | FT-FTA | Off | Def | Tot | | | | | | | |
| 02 | Jared Savage | f | 4-10 | 3-8 | 3-3 | 0 | 6 | 6 | 0 | 14 | 0 | 2 | 0 | 2 | 39 |
| 22 | Carson Williams | f | 3-6 | 0-0 | 2-3 | 1 | 6 | 7 | 2 | 8 | 1 | 1 | 2 | 0 | 33 |
| 23 | Charles Bassey | c | 4-6 | 0-0 | 2-2 | 4 | 2 | 6 | 3 | 10 | 1 | 4 | 1 | 0 | 23 |
| 05 | Camron Justice | g | 5-12 | 1-5 | 1-2 | 0 | 4 | 4 | 4 | 12 | 1 | 4 | 0 | 2 | 31 |
| 11 | Taveion Hollingsworth | g | 8-14 | 1-3 | 6-8 | 2 | 7 | 9 | 4 | 23 | 6 | 2 | 0 | 2 | 43 |
| 03 | Jordan Rawls | | 1-7 | 0-1 | 0-2 | 0 | 0 | 0 | 1 | 2 | 1 | 1 | 0 | 1 | 18 |
| 04 | Josh Anderson | | 5-8 | 0-2 | 5-8 | 1 | 5 | 6 | 4 | 15 | 1 | 1 | 1 | 0 | 32 |
| 10 | Jeremiah Gambrell | | 0-1 | 0-0 | 0-0 | 0 | 0 | 0 | 0 | 0 | 0 | 0 | 0 | 0 | 2 |
| 14 | Matt Horton | | 1-3 | 0-0 | 0-0 | 2 | 0 | 2 | 1 | 2 | 0 | 0 | 0 | 0 | 4 |
| | Team | | 2 | 2 | 4 | | | | | | | | | | |
| Totals | | 31-67 | 5-19 | 19-28 | 12 | 32 | 44 | 19 | 86 | 11 | 15 | 4 | 7 | 225 | |
| FG % 1st Half: 13-32 | | 40.6% | 2nd half: 14-29 | | 48.3% | OT: 4-6 | | 66.7% | Game: 31-67 | | 46.3% | Deadball Rebounds | | 4 | |
| 3FG % 1st Half: 3-11 | | 27.3% | 2nd half: 2-7 | | 28.6% | OT: 0-1 | | 0.0% | Game: 5-19 | | 26.3% | | | | |
| FT % 1st Half: 4-9 | | 44.4% | 2nd half: 10-13 | | 76.9% | OT: 5-6 | | 83.3% | Game: 19-28 | | 67.9% | | | | |

Officials: Kevin Mathis, Joe DeRosa, Antonio Petty
 Technical fouls: Arkansas-None. Western Kentucky-None.
 Attendance: 6862

| Score by periods | 1st | 2nd | OT | Total |
|------------------|-----|-----|----|-------|
| Arkansas | 28 | 45 | 6 | 79 |
| Western Kentucky | 33 | 40 | 13 | 86 |

Last FG - ARK OT-03:12, WKU OT-00:06.

Largest lead - ARK by 6 2nd-13:38, WKU by 7 2nd-19:34.

ARK led for 16:12, WKU led for 21:45. Game was tied for 07:03.

Score tied - 12 times.
 Lead changed - 11 times.

| | | | | | | | | | | | | | | | |
|---------|--|---|--|----|--|---|--|-------|--|----|--|----|--|---|--|
| GAME 11 | |  | | 68 | | Valparaiso | | 34 34 | | 68 | | 72 | |  | |
| | | VALPO | | | | ARKANSAS | | 32 40 | | 72 | | | | | |
| | | | | | | Dec. 22, 2019 • North Little Rock, Ark. | | | | | | | | | |

Valparaiso 68 • 7-6

| # | Player | Total | | 3-Ptr | | Rebounds | | | PF | TP | A | TO | Blk | Stl | Min |
|----------------------|----------------------|--------|-----------------|--------|--------|-------------|-----|-------|-------------------|----|----|----|-----|-----|-----|
| | | FG-FGA | FG-FGA | FT-FTA | FT-FTA | Off | Def | Tot | | | | | | | |
| 05 | Donovan Clay | f | 1-3 | 1-1 | 0-0 | 0 | 2 | 2 | 4 | 3 | 0 | 3 | 0 | 0 | 16 |
| 22 | Mileek McMillan | f | 6-10 | 1-4 | 1-1 | 2 | 7 | 9 | 5 | 14 | 1 | 1 | 0 | 0 | 24 |
| 33 | John Kiser | f | 4-6 | 0-1 | 0-0 | 0 | 5 | 5 | 3 | 8 | 1 | 0 | 0 | 0 | 29 |
| 00 | Javon Freeman-Libert | g | 7-21 | 3-9 | 4-8 | 0 | 7 | 7 | 4 | 21 | 6 | 5 | 0 | 4 | 38 |
| 04 | Daniel Sackey | g | 1-12 | 0-3 | 0-0 | 1 | 4 | 5 | 3 | 2 | 4 | 4 | 0 | 3 | 36 |
| 02 | Zion Morgan | | 2-6 | 0-2 | 0-0 | 2 | 7 | 9 | 2 | 4 | 1 | 0 | 1 | 0 | 13 |
| 10 | Eron Gordon | | 4-10 | 2-5 | 0-0 | 1 | 0 | 1 | 4 | 10 | 0 | 3 | 0 | 1 | 28 |
| 23 | Ben Krikke | | 2-4 | 0-0 | 2-2 | 2 | 1 | 3 | 2 | 6 | 0 | 0 | 0 | 1 | 16 |
| | Team | | 1 | 1 | 2 | | | | | | | | | | |
| Totals | | 27-72 | 7-25 | 7-11 | 9 | 34 | 43 | 27 | 68 | 13 | 16 | 1 | 9 | 200 | |
| FG % 1st Half: 14-36 | | 38.9% | 2nd half: 13-36 | | 36.1% | Game: 27-72 | | 37.5% | Deadball Rebounds | | 3 | | | | |
| 3FG % 1st Half: 2-10 | | 20.0% | 2nd half: 5-15 | | 33.3% | Game: 7-25 | | 28.0% | | | | | | | |
| FT % 1st Half: 4-7 | | 57.1% | 2nd half: 3-4 | | 75.0% | Game: 7-11 | | 63.6% | | | | | | | |

Arkansas 72 • 10-1

| # | Player | Total | | 3-Ptr | | Rebounds | | | PF | TP | A | TO | Blk | Stl | Min |
|----------------------|-----------------|--------|-----------------|--------|--------|-------------|-----|-------|-------------------|----|-----|----|-----|-----|-----|
| | | FG-FGA | FG-FGA | FT-FTA | FT-FTA | Off | Def | Tot | | | | | | | |
| 02 | Adrio Bailey | f | 3-5 | 2-3 | 2-5 | 1 | 4 | 5 | 1 | 10 | 0 | 1 | 5 | 3 | 27 |
| 01 | Isaiah Joe | g | 5-16 | 5-14 | 6-7 | 0 | 7 | 7 | 2 | 21 | 1 | 1 | 1 | 1 | 38 |
| 03 | Desi Sills | g | 1-4 | 1-3 | 1-2 | 1 | 4 | 5 | 0 | 4 | 0 | 1 | 1 | 1 | 20 |
| 15 | Mason Jones | g | 5-12 | 2-5 | 8-9 | 1 | 8 | 9 | 4 | 20 | 4 | 7 | 0 | 0 | 29 |
| 33 | Jimmy Whitt Jr. | g | 5-10 | 0-0 | 0-1 | 2 | 1 | 3 | 2 | 10 | 4 | 3 | 0 | 3 | 37 |
| 00 | Jeantal Cylia | | 0-0 | 0-0 | 0-0 | 0 | 2 | 2 | 1 | 0 | 0 | 1 | 0 | 0 | 4 |
| 05 | Jalen Harris | | 2-4 | 0-2 | 0-1 | 1 | 5 | 6 | 2 | 4 | 3 | 2 | 1 | 1 | 32 |
| 35 | Reggie Chaney | | 0-1 | 0-0 | 3-6 | 0 | 2 | 2 | 2 | 3 | 2 | 2 | 0 | 0 | 13 |
| | Team | | 0 | 0 | 3 | | | | | | | | | | |
| Totals | | 21-52 | 10-27 | 20-31 | 6 | 36 | 42 | 14 | 72 | 14 | 19 | 8 | 9 | 200 | |
| FG % 1st Half: 12-28 | | 42.9% | 2nd half: 9-24 | | 37.5% | Game: 21-52 | | 40.4% | Deadball Rebounds | | 2.1 | | | | |
| 3FG % 1st Half: 4-13 | | 30.8% | 2nd half: 6-14 | | 42.9% | Game: 10-27 | | 37.0% | | | | | | | |
| FT % 1st Half: 4-10 | | 40.0% | 2nd half: 16-21 | | 76.2% | Game: 20-31 | | 64.5% | | | | | | | |

Officials: Chris Ford, John Hampton, Steven Anderson
 Technical fouls: Valparaiso-Eron Gordon. Arkansas-TEAM.
 Attendance: 15630

| Score by periods | 1st | 2nd | Total |
|------------------|-----|-----|-------|
| Valparaiso | 34 | 34 | 68 |
| Arkansas | 32 | 40 | 72 |

Last FG - VALPO 2nd-00:26, ARK 2nd-00:53.

Largest lead - VALPO by 8 2nd-07:27, ARK by 13 1st-12:32.

VALPO led for 14:53, ARK led for 22:10. Game was tied for 02:57.

Score tied - 7 times.
 Lead changed - 11 times.

| | | | | | | | | | |
|---------|------------------------------------|---|----|-------|----|----|----|----|---|
| GAME 10 | |  | 79 | Tulsa | 34 | 45 | 79 | 98 |  |
| ESPN U | ARKANSAS | | | 50 | 48 | 98 | | | |
| | Dec. 14, 2019 • Fayetteville, Ark. | | | | | | | | |

Tulsa 79 • 8-3

| # | Player | Total | | 3-Ptr | | Rebounds | | | PF | TP | A | TO | Blk | Stl | Min |
|----------------------|----------------------|--------|-----------------|--------|-------------|----------|-------|----|----|----|----|----|-----|-----------------------|-----|
| | | FG-FGA | FG-FGA | FT-FTA | Off | Def | Tot | | | | | | | | |
| 01 | Martins Igbanu | f | 6-10 | 0-1 | 6-9 | 2 | 3 | 5 | 3 | 18 | 0 | 3 | 0 | 1 | 29 |
| 00 | Brandon Rachal | g | 6-14 | 0-3 | 2-4 | 2 | 6 | 8 | 1 | 14 | 0 | 3 | 1 | 0 | 32 |
| 03 | Elijah Joiner | g | 5-7 | 1-2 | 8-11 | 0 | 4 | 4 | 2 | 19 | 2 | 1 | 0 | 1 | 32 |
| 11 | Darrien Jackson | g | 4-7 | 0-0 | 2-2 | 2 | 2 | 4 | 4 | 10 | 2 | 1 | 0 | 3 | 26 |
| 22 | Reggie Jones | g | 3-6 | 1-3 | 1-1 | 0 | 1 | 1 | 3 | 8 | 2 | 1 | 0 | 0 | 18 |
| 04 | Isaiah Hill | | 2-7 | 2-5 | 0-0 | 1 | 1 | 2 | 3 | 6 | 3 | 1 | 0 | 0 | 19 |
| 05 | Lawson Korita | | 1-8 | 0-4 | 0-0 | 0 | 5 | 5 | 2 | 2 | 0 | 1 | 0 | 0 | 24 |
| 12 | Emmanuel Ugboho | | 0-1 | 0-0 | 0-0 | 1 | 0 | 1 | 2 | 0 | 1 | 2 | 0 | 0 | 5 |
| 13 | George Christopoulos | | 0-0 | 0-0 | 0-0 | 0 | 0 | 0 | 1 | 0 | 0 | 0 | 0 | 0 | 1 |
| 15 | Josh Earley | | 1-3 | 0-0 | 0-0 | 2 | 1 | 3 | 2 | 2 | 0 | 0 | 0 | 0 | 9 |
| 41 | Jeriah Horne | | 0-1 | 0-0 | 0-0 | 0 | 0 | 0 | 0 | 0 | 0 | 0 | 0 | 0 | 5 |
| Team | | | 28-64 | 4-18 | 19-27 | 14 | 25 | 39 | 23 | 79 | 10 | 13 | 1 | 5 | 200 |
| Totals | | | | | | | | | | | | | | | |
| FG % 1st Half: 12-29 | | 41.4% | 2nd half: 16-35 | 45.7% | Game: 28-64 | | 43.8% | | | | | | | Deadball Rebounds 4.1 | |
| 3FG % 1st Half: 1-6 | | 16.7% | 2nd half: 3-12 | 25.0% | Game: 4-18 | | 22.2% | | | | | | | | |
| FT % 1st Half: 9-13 | | 69.2% | 2nd half: 10-14 | 71.4% | Game: 19-27 | | 70.4% | | | | | | | | |

| GAME 13 | SE | ESPN | ATM | 59 | Texas A&M | 33 | 26 | 59 | 69 | |
|-----------------------------------|----|------|-----|----|-----------|----|----|----|----|--|
| | | | | | ARKANSAS | 42 | 27 | 69 | | |
| Jan. 4, 2020 • Fayetteville, Ark. | | | | | | | | | | |

Texas A&M 59 • 6-6, 0-1 SEC

| # | Player | | Total | | 3-Ptr | | Rebounds | | | PF | TP | A | TO | Blk | Stl | Min |
|----------------------|------------------|---|-------|-----------------|--------|-------|-------------|-----|-------|----|----|----|----|-----|-----|-----------------------------|
| | | | FG-FA | FG-FGA | FT-FTA | Off | Def | Tot | | | | | | | | |
| 05 | Emanuel Miller | f | 2-4 | 0-0 | 2-4 | 1 | 2 | 3 | 2 | 6 | 0 | 2 | 0 | 0 | 28 | |
| 32 | Josh Nebo | f | 3-4 | 0-0 | 4-7 | 3 | 10 | 13 | 1 | 10 | 1 | 3 | 0 | 0 | 31 | |
| 01 | Savion Flagg | g | 4-7 | 1-2 | 0-0 | 1 | 3 | 4 | 1 | 9 | 1 | 3 | 0 | 1 | 31 | |
| 11 | Wendell Mitchell | g | 3-10 | 1-6 | 6-6 | 1 | 4 | 5 | 4 | 13 | 2 | 2 | 0 | 1 | 25 | |
| 20 | Andre Gordon | g | 7-12 | 1-2 | 0-1 | 0 | 2 | 2 | 0 | 15 | 3 | 2 | 0 | 2 | 28 | |
| 00 | Jay Jay Chandler | | 0-1 | 0-1 | 0-0 | 0 | 0 | 0 | 4 | 0 | 0 | 0 | 1 | 1 | 13 | |
| 03 | Quenton Jackson | | 1-3 | 1-2 | 1-2 | 0 | 1 | 1 | 1 | 4 | 0 | 3 | 0 | 1 | 24 | |
| 12 | Mark French | | 0-2 | 0-1 | 0-0 | 0 | 1 | 1 | 0 | 0 | 1 | 0 | 0 | 0 | 11 | |
| 15 | Jonathan Aku | | 1-1 | 0-0 | 0-0 | 0 | 1 | 0 | 1 | 0 | 2 | 0 | 0 | 0 | 2 | |
| 35 | Yavuz Gultekin | | 0-1 | 0-0 | 0-0 | 1 | 2 | 3 | 2 | 0 | 0 | 1 | 0 | 0 | 7 | |
| | Team | | | | | 0 | 1 | 1 | | | 1 | | | | | |
| Totals | | | 21-45 | 4-14 | 13-20 | 8 | 26 | 34 | 15 | 59 | 8 | 17 | 1 | 6 | 200 | |
| FG % 1st Half: 11-26 | | | 42.3% | 2nd half: 10-19 | | 52.6% | Game: 21-45 | | 46.7% | | | | | | | Deadball Rebounds 4.1 |
| 3FG % 1st Half: 3-11 | | | 27.3% | 2nd half: 1-3 | | 33.3% | Game: 4-14 | | 28.6% | | | | | | | |
| FT % 1st Half: 8-11 | | | 72.7% | 2nd half: 5-9 | | 55.6% | Game: 13-20 | | 65.0% | | | | | | | |

Arkansas 69 • 12-1, 1-0 SEC

| # | Player | | Total | | 3-Ptr | Rebounds | | | PF | TP | A | TO | Blk | Stl | Min | |
|----------------------|-----------------|---|--------|-----------------|--------|----------|-------------|-----|-------|----|----|----|-----|-----|-----|---------------------------|
| | | | FG-FGA | FT-FTA | FG-FGA | FT-FTA | Off | Def | | | | | | | | Tot |
| 02 | Adrio Bailey | f | 1-2 | 0-0 | 0-0 | 0 | 1 | 1 | 4 | 2 | 0 | 1 | 1 | 0 | 18 | |
| 01 | Isaiah Joe | g | 6-14 | 5-12 | 0-0 | 1 | 4 | 5 | 2 | 17 | 2 | 1 | 0 | 2 | 39 | |
| 03 | Desi Sills | g | 4-9 | 1-4 | 4-6 | 1 | 3 | 4 | 3 | 13 | 1 | 0 | 0 | 2 | 30 | |
| 15 | Mason Jones | g | 5-17 | 4-11 | 3-5 | 3 | 3 | 6 | 2 | 17 | 3 | 1 | 0 | 3 | 37 | |
| 33 | Jimmy Whitt Jr. | g | 6-11 | 0-0 | 0-0 | 1 | 3 | 4 | 2 | 12 | 1 | 3 | 1 | 0 | 37 | |
| 00 | Jeantal Cylla | | 0-0 | 0-0 | 0-0 | 1 | 0 | 1 | 0 | 0 | 0 | 0 | 0 | 0 | 1 | |
| 05 | Jalen Harris | | 1-4 | 0-2 | 4-4 | 0 | 4 | 4 | 2 | 6 | 5 | 0 | 0 | 2 | 31 | |
| 35 | Reggie Chaney | | 1-1 | 0-0 | 0-0 | 0 | 0 | 0 | 2 | 2 | 0 | 3 | 0 | 0 | 7 | |
| | Team | | | | | 1 | 1 | 2 | | | | | | | | |
| Totals | | | 24-58 | 10-29 | 11-15 | 8 | 19 | 27 | 17 | 69 | 12 | 9 | 2 | 9 | 200 | |
| FG % 1st Half: 13-24 | | | 54.2% | 2nd half: 11-34 | | 32.4% | Game: 24-58 | | 41.4% | | | | | | | Deadball Rebounds 3 |
| 3FG % 1st Half: 6-15 | | | 40.0% | 2nd half: 4-14 | | 28.6% | Game: 10-29 | | 34.5% | | | | | | | |
| FT % 1st Half: 10-13 | | | 76.9% | 2nd half: 1-2 | | 50.0% | Game: 11-15 | | 73.3% | | | | | | | |

Officials: Gerald Williams, Garrick Shannon, Chuck Jones

Technical fouls: Texas A&M-None. Arkansas-None.

Attendance: 19200

| Score by periods | 1st | 2nd | Total |
|------------------|-----|-----|-------|
| Texas A&M | 33 | 26 | 59 |
| Arkansas | 42 | 27 | 69 |

Last FG - T&M 2nd-03:36, ARK 2nd-01:41.

Largest lead - T&M by 3 1st-19:29, ARK by 10 2nd-19:05.

T&M led for 06:08. ARK led for 30:05. Game was tied for 03:47.

Score tied - 7 times.
Lead changed - 7 times.

| GAME 15 | SE | ESPN | Arkansas | 76 | Ole Miss | 27 | 49 | 76 | 72 | Ole Miss |
|------------------------------|----|------|----------|----|----------|----|----|----|----|----------|
| | | | | | | 33 | 39 | 72 | | |
| Jan. 1, 2020 • Oxford, Miss. | | | | | | | | | | |

Arkansas 76 • 13-2, 2-1 SEC

| # | Player | | Total | | 3-Ptr | Rebounds | | | | | | | PF | TP | A | TO | Blk | Stl | Min |
|----------------------|-----------------|---|--------|-----------------|--------|----------|-------------|-----|-------|----|----|----|----|----|-----|---------------------------|-----|-----|-----|
| | | | FG-FGA | FT-FTA | FG-FGA | FT-FTA | Off | Def | Tot | | | | | | | | | | |
| 02 | Adrio Bailey | f | 3-6 | 0-1 | 2-2 | 0 | 5 | 5 | 4 | 8 | 1 | 0 | 2 | 0 | 25 | | | | |
| 01 | Isaiah Joe | g | 11-18 | 7-13 | 5-5 | 0 | 4 | 4 | 0 | 34 | 2 | 2 | 2 | 2 | 39 | | | | |
| 03 | Desi Sills | g | 4-8 | 0-1 | 1-2 | 1 | 2 | 3 | 2 | 9 | 0 | 0 | 0 | 0 | 33 | | | | |
| 15 | Mason Jones | g | 3-12 | 1-4 | 6-6 | 0 | 6 | 6 | 2 | 13 | 9 | 4 | 0 | 3 | 38 | | | | |
| 33 | Jimmy Whitt Jr. | g | 2-9 | 0-0 | 7-8 | 2 | 1 | 3 | 3 | 11 | 0 | 2 | 0 | 2 | 40 | | | | |
| 00 | Jeantal Cylla | | 0-2 | 0-0 | 1-4 | 1 | 4 | 5 | 2 | 1 | 0 | 1 | 0 | 0 | 11 | | | | |
| 05 | Jalen Harris | | 0-1 | 0-1 | 0-0 | 1 | 1 | 2 | 4 | 0 | 1 | 0 | 0 | 0 | 10 | | | | |
| 35 | Reggie Chaney | | 0-0 | 0-0 | 0-0 | 0 | 0 | 0 | 1 | 0 | 0 | 1 | 0 | 0 | 4 | | | | |
| | Team | | | | | 0 | 0 | 0 | | | | | | | | | | | |
| Totals | | | 23-56 | 8-20 | 22-27 | 5 | 23 | 28 | 18 | 76 | 13 | 10 | 4 | 7 | 200 | | | | |
| FG % 1st Half: 8-30 | | | 26.7% | 2nd half: 15-26 | | 57.7% | Game: 23-56 | | 41.1% | | | | | | | Deadball Rebounds 2 | | | |
| 3FG % 1st Half: 3-12 | | | 25.0% | 2nd half: 5-8 | | 62.5% | Game: 8-20 | | 40.0% | | | | | | | | | | |
| FT % 1st Half: 8-13 | | | 61.5% | 2nd half: 14-14 | | 100.0% | Game: 22-27 | | 81.5% | | | | | | | | | | |

Ole Miss 72 • 9-6, 0-2 SEC

| # | Player | | Total | | 3-Ptr | Rebounds | | | | | PF | TP | A | TO | Blk | Stl | Min |
|----------------------|-----------------|---|--------|-----------------|--------|-------------|-----|-------|-----|----|----|----|---|----|-----|-----|-----------------------------|
| | | | FG-FGA | FT-FTA | FG-FGA | FT-FTA | Off | Def | Tot | | | | | | | | |
| 02 | Khadim Sy | f | 1-2 | 0-0 | 6-6 | 2 | 6 | 8 | 1 | 8 | 1 | 4 | 1 | 0 | 1 | 19 | |
| 05 | KJ Buffen | f | 4-6 | 0-0 | 4-4 | 4 | 6 | 10 | 5 | 12 | 0 | 2 | 2 | 0 | 0 | 28 | |
| 00 | Blake Hinson | g | 4-10 | 1-5 | 4-4 | 1 | 4 | 5 | 4 | 13 | 0 | 3 | 0 | 0 | 0 | 32 | |
| 02 | Devontae Shuler | g | 4-11 | 0-4 | 2-2 | 2 | 9 | 11 | 3 | 10 | 2 | 2 | 1 | 2 | 1 | 35 | |
| 04 | Breein Tyree | g | 8-20 | 2-3 | 9-10 | 0 | 3 | 3 | 3 | 27 | 1 | 1 | 0 | 2 | 2 | 40 | |
| 01 | Austin Crowley | | 0-1 | 0-0 | 0-0 | 0 | 1 | 1 | 2 | 0 | 2 | 0 | 0 | 1 | 1 | 14 | |
| 11 | Franco Miller | | 0-1 | 0-1 | 0-0 | 0 | 0 | 0 | 4 | 0 | 0 | 3 | 0 | 0 | 0 | 24 | |
| 23 | Sammy Hunter | | 1-3 | 0-0 | 0-0 | 0 | 0 | 0 | 2 | 2 | 0 | 0 | 0 | 0 | 0 | 8 | |
| | Team | | | | | 1 | 1 | 2 | | | | 1 | | | | | |
| Totals | | | 22-54 | 3-13 | 25-26 | 10 | 30 | 40 | 24 | 72 | 6 | 16 | 4 | 5 | | 200 | |
| FG % 1st Half: 10-26 | | | 38.5% | 2nd half: 12-28 | 42.9% | Game: 22-54 | | 40.7% | | | | | | | | | Deadball Rebounds 0.1 |
| 3FG % 1st Half: 3-8 | | | 37.5% | 2nd half: 0-5 | 0.0% | Game: 3-13 | | 23.1% | | | | | | | | | |
| FT % 1st Half: 10-11 | | | 90.9% | 2nd half: 15-15 | 100.0% | Game: 25-26 | | 96.2% | | | | | | | | | |

Officials: Olandis Poole, Wil Howard, Doug Shows

Technical fouls: Arkansas-None. Ole Miss-None.

Attendance: 8233

| Score by periods | 1st | 2nd | Total |
|------------------|-----|-----|-------|
| Arkansas | 27 | 49 | 76 |
| Ole Miss | 33 | 39 | 72 |

Last FG - ARK 2nd-02:15, OM 2nd-00:11.

Largest lead - ARK by 8 1st-16:14, OM by 11 2nd-15:14.

ARK led for 15:01. OM led for 22:27. Game was tied for 02:32.

Score tied - 7 times.
Lead changed - 9 times.

| GAME 14 | SE | ESPN | Arkansas | 77 | LSU | 40 | 37 | 77 | 79 | LSU |
|---------------------------------|----|------|----------|----|-----|----|----|----|----|-----|
| | | | | | | 37 | 42 | 79 | | |
| Jan. 8, 2020 • Baton Rouge, La. | | | | | | | | | | |

Arkansas 77 • 12-2, 1-1 SEC

| # | Player | Total | | 3-Ptr | Rebounds | | | | | | | PF | TP | A | TO | Blk | Stl | Min |
|----------------------|-----------------|--------|-----------------|--------|-------------|-----|-------|----|---------------------|----|---|----|----|---|-----|-----|-----|-----|
| | | FG-FGA | FG-FGA | FT-FTA | Off | Def | Tot | | | | | | | | | | | |
| 02 | Adrio Bailey | f | 3-5 | 1-2 | 1-1 | 1 | 6 | 7 | 4 | 8 | 0 | 1 | 4 | 1 | 29 | | | |
| 01 | Isaiah Joe | g | 4-13 | 2-9 | 3-4 | 1 | 2 | 3 | 2 | 13 | 1 | 1 | 0 | 2 | 31 | | | |
| 03 | Desi Sills | g | 2-7 | 1-6 | 3-3 | 1 | 1 | 2 | 1 | 8 | 1 | 1 | 0 | 1 | 32 | | | |
| 15 | Mason Jones | g | 7-15 | 4-7 | 6-6 | 0 | 5 | 5 | 5 | 24 | 4 | 2 | 0 | 2 | 39 | | | |
| 33 | Jimmy Whitt Jr. | g | 9-13 | 0-0 | 4-4 | 0 | 3 | 3 | 3 | 22 | 0 | 1 | 0 | 0 | 40 | | | |
| 05 | Jalen Harris | g | 1-5 | 0-1 | 0-0 | 0 | 1 | 1 | 3 | 2 | 2 | 0 | 0 | 2 | 20 | | | |
| 24 | Ethan Henderson | g | 0-0 | 0-0 | 0-0 | 0 | 0 | 0 | 0 | 0 | 0 | 0 | 0 | 0 | 2 | | | |
| 35 | Reggie Chaney | g | 0-0 | 0-0 | 0-0 | 0 | 0 | 0 | 4 | 0 | 1 | 0 | 0 | 0 | 7 | | | |
| | Team | | | | | 0 | 3 | 3 | | | 1 | | | | | | | |
| Totals | | | 26-58 | 8-25 | 17-18 | 3 | 21 | 24 | 22 | 77 | 9 | 7 | 4 | 8 | 200 | | | |
| FG % 1st Half: 16-31 | | 51.6% | 2nd half: 10-27 | 37.0% | Game: 26-58 | | 44.8% | | Deadball Rebounds 0 | | | | | | | | | |
| 3FG % 1st Half: 5-13 | | 38.5% | 2nd half: 3-12 | 25.0% | Game: 8-25 | | 32.0% | | | | | | | | | | | |
| FT % 1st Half: 3-3 | | 100.0% | 2nd half: 14-15 | 93.3% | Game: 17-18 | | 94.4% | | | | | | | | | | | |

| | | | | | | | | |
|-----------------|---|----|------------------------------------|----|----|----|----|---|
| GAME 17 ESPN |  | 73 | #10/12 Kentucky | 36 | 37 | 73 | 66 |  |
| | | | ARKANSAS | 27 | 39 | 66 | | |
| | | | Jan. 18, 2020 • Fayetteville, Ark. | | | | | |

Kentucky 73 • 13-4, 4-1 SEC

| # | Player | Total | | 3-Ptr | | Rebounds | | | PF | TP | A TO | | Blk | Stl | Min |
|-----------------|-------------------|--------|--------|-----------|--------|----------|-------|-----|-------|-------|----------|----|-----|-----|-----|
| | | FG-FGA | FT-FGA | FG-FGA | FT-FGA | Off | Def | Tot | | | | | | | |
| 04 | Nick Richards | f | 6-8 | 0-0 | 5-6 | 3 | 6 | 9 | 2 | 17 | 0 | 3 | 2 | 0 | 28 |
| 23 | EJ Montgomery | f | 0-1 | 0-0 | 1-2 | 0 | 2 | 2 | 5 | 1 | 1 | 3 | 1 | 0 | 17 |
| 00 | Ashton Hagans | g | 4-11 | 2-4 | 3-5 | 0 | 6 | 6 | 5 | 13 | 6 | 1 | 0 | 1 | 34 |
| 03 | Tyrese Maxey | g | 5-7 | 0-1 | 1-1 | 1 | 5 | 6 | 3 | 11 | 2 | 2 | 1 | 2 | 25 |
| 05 | Immanuel Quickley | g | 3-14 | 1-5 | 6-7 | 4 | 6 | 10 | 2 | 13 | 2 | 2 | 0 | 0 | 40 |
| 01 | Nate Sestina | g | 1-4 | 1-2 | 0-0 | 2 | 1 | 3 | 4 | 3 | 1 | 1 | 0 | 1 | 21 |
| 02 | Kahlil Whitney | g | 0-0 | 0-0 | 0-0 | 0 | 0 | 0 | 0 | 0 | 0 | 0 | 0 | 0 | 1 |
| 10 | Johnny Juzang | g | 2-5 | 1-2 | 0-0 | 0 | 1 | 1 | 1 | 5 | 0 | 0 | 0 | 0 | 17 |
| 12 | Keion Brooks Jr. | g | 3-4 | 0-0 | 4-6 | 1 | 6 | 7 | 2 | 10 | 0 | 3 | 1 | 1 | 17 |
| Team | | | | | | 1 | 2 | 3 | | | | 1 | | | |
| Totals | | | 24-54 | 5-14 | 20-27 | 12 | 35 | 47 | 24 | 73 | 12 | 16 | 5 | 5 | 200 |
| FG % 1st Half: | | 14-32 | 43.8% | 2nd half: | 10-22 | 45.5% | Game: | | 24-54 | 44.4% | Deadball | | | | |
| 3FG % 1st Half: | | 4-7 | 57.1% | 2nd half: | 1-7 | 14.3% | Game: | | 5-14 | 35.7% | Rebounds | | | | |
| FT % 1st Half: | | 4-7 | 57.1% | 2nd half: | 16-20 | 80.0% | Game: | | 20-27 | 74.1% | 4,1 | | | | |

Arkansas 66 • 14-3, 3-2 SEC

| # | Player | Total | | 3-Ptr | | Rebounds | | | PF | TP | A TO | | Blk | Stl | Min |
|-----------------|-----------------|--------|--------|-----------|--------|----------|-------|-----|-------|-------|----------|----|-----|-----|-----|
| | | FG-FGA | FT-FGA | FG-FGA | FT-FGA | Off | Def | Tot | | | | | | | |
| 02 | Adrio Bailey | f | 2-5 | 1-3 | 1-6 | 1 | 4 | 5 | 3 | 6 | 2 | 0 | 2 | 3 | 24 |
| 01 | Isaiah Joe | f | 4-14 | 3-11 | 2-2 | 2 | 3 | 5 | 2 | 13 | 0 | 1 | 0 | 1 | 37 |
| 03 | Desi Sills | g | 1-6 | 1-3 | 1-2 | 1 | 1 | 2 | 5 | 4 | 1 | 1 | 0 | 0 | 26 |
| 15 | Mason Jones | g | 5-15 | 1-5 | 8-12 | 1 | 5 | 6 | 5 | 19 | 2 | 4 | 0 | 2 | 35 |
| 33 | Jimmy Whitt Jr. | g | 3-9 | 0-0 | 8-8 | 1 | 4 | 5 | 2 | 14 | 2 | 2 | 2 | 1 | 35 |
| 05 | Jalen Harris | g | 2-6 | 2-4 | 0-0 | 0 | 2 | 2 | 3 | 6 | 1 | 2 | 0 | 0 | 28 |
| 35 | Reggie Chaney | g | 2-2 | 0-0 | 0-0 | 1 | 2 | 3 | 2 | 4 | 0 | 1 | 1 | 1 | 15 |
| Team | | | | | | 1 | 0 | 1 | | | | | | | |
| Totals | | | 19-57 | 8-26 | 20-30 | 8 | 21 | 29 | 22 | 66 | 8 | 11 | 5 | 8 | 200 |
| FG % 1st Half: | | 9-23 | 39.1% | 2nd half: | 10-34 | 29.4% | Game: | | 19-57 | 33.3% | Deadball | | | | |
| 3FG % 1st Half: | | 6-10 | 60.0% | 2nd half: | 2-16 | 12.5% | Game: | | 8-26 | 30.8% | Rebounds | | | | |
| FT % 1st Half: | | 3-8 | 37.5% | 2nd half: | 17-22 | 77.3% | Game: | | 20-30 | 66.7% | 3 | | | | |

Officials: Brian Shey, Patrick Evans, Anthony Jordan

Technical fouls: Kentucky-TEAM 2, Arkansas-None.

Attendance: 19200

Kentucky Coach Calipari received 2 technical fouls at 8:19 in the 2nd half

| Score by periods | 1st | 2nd | Total |
|------------------|-----|-----|-------|
| Kentucky | 36 | 37 | 73 |
| Arkansas | 27 | 39 | 66 |

| | Points | In Paint | Off T/O | 2nd Chance | Fast Break | Bench |
|-----|--------|----------|---------|------------|------------|-------|
| UK | 32 | 8 | 14 | 12 | 18 | |
| ARK | 22 | 15 | 7 | 10 | 10 | |

Last FG - UK 2nd-01:57, ARK 2nd-00:14.

Largest lead - UK by 12 2nd-02:42, ARK by 4 1st-16:23.

UK led for 31:24. ARK led for 05:28. Game was tied for 03:08.

Score tied - 4 times.

Lead changed - 4 times.

| | | | | | | | | | | | |
|------------------------------------|--|-----|--|----------|-----|---|----|----|----|----|---|
| GAME 19 | | TCU | | 67 | TCU |  | 29 | 38 | 67 | 78 |  |
| ESPN 2 | | TCU | | ARKANSAS | | | 33 | 45 | 78 | | |
| Jan. 25, 2020 • Fayetteville, Ark. | | | | | | | | | | | |

TCU 67 • 13-6

| # | Player | Total | | 3-Ptr | | Rebounds | | | PF | TP | A TO | | Blk | Stl | Min |
|-----------------|---------------------|--------|--------|-----------|--------|----------|-------|-----|-------|-------|----------|----|-----|-----|-----|
| | | FG-FGA | FT-FGA | FG-FGA | FT-FGA | Off | Def | Tot | | | | | | | |
| 10 | Diante Smith | f | 2-4 | 2-3 | 2-3 | 1 | 2 | 3 | 3 | 8 | 1 | 0 | 0 | 0 | 22 |
| 21 | Kevin Samuel | f | 9-12 | 0-0 | 6-9 | 7 | 11 | 18 | 1 | 24 | 0 | 3 | 2 | 0 | 34 |
| 01 | Desmond Bane | g | 3-6 | 2-3 | 0-0 | 1 | 1 | 2 | 4 | 8 | 5 | 1 | 0 | 0 | 37 |
| 02 | Edric Dennis | g | 3-11 | 0-4 | 0-0 | 0 | 0 | 0 | 3 | 6 | 2 | 2 | 0 | 0 | 24 |
| 22 | RJ Nembhard | g | 3-7 | 0-4 | 5-8 | 0 | 5 | 5 | 1 | 11 | 2 | 7 | 0 | 1 | 27 |
| 03 | Francisco Farabello | g | 1-3 | 1-2 | 0-0 | 0 | 0 | 0 | 3 | 3 | 0 | 2 | 0 | 0 | 15 |
| 04 | PJ Fuller | g | 0-2 | 0-0 | 0-0 | 0 | 0 | 0 | 4 | 0 | 1 | 1 | 1 | 1 | 19 |
| 05 | Jaire Grayer | g | 2-4 | 1-3 | 0-0 | 1 | 0 | 1 | 2 | 5 | 0 | 1 | 0 | 0 | 16 |
| 23 | Jaedon LeDee | g | 1-1 | 0-0 | 0-0 | 1 | 0 | 1 | 2 | 2 | 0 | 2 | 0 | 1 | 6 |
| Team | | | | | | 2 | 2 | 4 | | | | | | | |
| Totals | | | 24-50 | 6-19 | 13-20 | 13 | 21 | 34 | 23 | 67 | 11 | 19 | 3 | 3 | 200 |
| FG % 1st Half: | | 11-24 | 45.8% | 2nd half: | 13-26 | 50.0% | Game: | | 24-50 | 48.0% | Deadball | | | | |
| 3FG % 1st Half: | | 2-8 | 25.0% | 2nd half: | 4-11 | 36.4% | Game: | | 6-19 | 31.6% | Rebounds | | | | |
| FT % 1st Half: | | 5-7 | 71.4% | 2nd half: | 8-13 | 61.5% | Game: | | 13-20 | 65.0% | 2,1 | | | | |

Arkansas 78 • 15-4

| # | Player | Total | | 3-Ptr | | Rebounds | | | PF | TP | A TO | | Blk | Stl | Min |
|-----------------|-----------------|--------|--------|-----------|--------|----------|-------|-----|-------|-------|----------|----|-----|-----|-----|
| | | FG-FGA | FT-FGA | FG-FGA | FT-FGA | Off | Def | Tot | | | | | | | |
| 02 | Adrio Bailey | f | 3-5 | 0-0 | 1-1 | 2 | 4 | 6 | 4 | 7 | 0 | 1 | 1 | 1 | 34 |
| 35 | Reggie Chaney | f | 3-6 | 0-0 | 0-0 | 1 | 0 | 1 | 1 | 6 | 0 | 2 | 0 | 0 | 14 |
| 05 | Jalen Harris | g | 2-4 | 1-2 | 2-2 | 2 | 2 | 4 | 3 | 7 | 6 | 2 | 0 | 0 | 33 |
| 15 | Mason Jones | g | 4-11 | 2-4 | 10-15 | 1 | 4 | 5 | 2 | 20 | 4 | 2 | 0 | 1 | 29 |
| 33 | Jimmy Whitt Jr. | g | 8-15 | 0-0 | 4-4 | 0 | 2 | 2 | 0 | 20 | 2 | 1 | 0 | 1 | 40 |
| 00 | Jeantal Cylia | g | 0-1 | 0-0 | 0-0 | 1 | 3 | 4 | 1 | 0 | 1 | 2 | 1 | 0 | 13 |
| 03 | Desi Sills | g | 7-8 | 3-3 | 1-2 | 0 | 2 | 2 | 4 | 18 | 1 | 2 | 0 | 2 | 34 |
| 24 | Ethan Henderson | g | 0-0 | 0-0 | 0-1 | 0 | 0 | 0 | 1 | 0 | 0 | 0 | 0 | 0 | 3 |
| Team | | | | | | 1 | 1 | 2 | | | | | | | |
| Totals | | | 27-50 | 6-9 | 18-25 | 8 | 18 | 26 | 16 | 78 | 14 | 12 | 2 | 5 | 200 |
| FG % 1st Half: | | 13-26 | 50.0% | 2nd half: | 14-24 | 58.3% | Game: | | 27-50 | 54.0% | Deadball | | | | |
| 3FG % 1st Half: | | 3-4 | 75.0% | 2nd half: | 3-5 | 60.0% | Game: | | 6-9 | 66.7% | Rebounds | | | | |
| FT % 1st Half: | | 4-7 | 57.1% | 2nd half: | 14-18 | 77.8% | Game: | | 18-25 | 72.0% | 0 | | | | |

Officials: Mike Nance, Tony Greene, Joe Linday

Technical fouls: TCU-None, Arkansas-None.

Attendance: 19200

| Score by periods | 1st | 2nd | Total |
|------------------|-----|-----|-------|
| TCU | 29 | 38 | 67 |
| Arkansas | 33 | 45 | 78 |

| | Points | In Paint | Off T/O | 2nd Chance | Fast Break | Bench |
|-----|--------|----------|---------|------------|------------|-------|
| TCU | 34 | 11 | 15 | 6 | 10 | |
| ARK | 34 | 16 | 11 | 18 | 18 | |

Last FG - TCU 2nd-00:17, ARK 2nd-03:51.

Largest lead - TCU by 4 1st-18:51, ARK by 15 2nd-07:53.

TCU led for 04:02. ARK led for 33:08. Game was tied for 02:47.

Score tied - 4 times.

Lead changed - 3 times.

| | | | | | | | | | | |
|---|---|---|----|-----------------------------------|--|----|----|----|----|---|
| GAME 18 | |  | 70 | ARKANSAS | | 26 | 44 | 70 | 77 |  |
|  |  | | | Mississippi State | | 30 | 47 | 77 | | |
| | | | | Jan. 22, 2020 • Starkville, Miss. | | | | | | |

Arkansas 70 • 14-4, 3-3 SEC

| # | Player | | Total | | 3-Ptr | Rebounds | | | | | PF | TP | A TO Blk Stl | | | | Min |
|----------------------|-----------------|---|--------|-----------------|--------|-------------|-----|-------|----|----------|----|----|--------------|---|-----|--|-----|
| | | | FG-FTA | FG-FGA | FT-FTA | Off | Def | Tot | | | | | | | | | |
| 02 | Adrio Bailey | f | 3-5 | 0-1 | 0-2 | 1 | 3 | 4 | 4 | 6 | 0 | 1 | 1 | 0 | 20 | | |
| 01 | Isaiah Joe | g | 2-13 | 1-8 | 0-0 | 0 | 7 | 7 | 4 | 5 | 3 | 3 | 0 | 1 | 36 | | |
| 03 | Desi Sills | g | 1-4 | 0-2 | 0-0 | 0 | 1 | 1 | 2 | 2 | 2 | 0 | 0 | 0 | 18 | | |
| 15 | Mason Jones | g | 7-16 | 2-7 | 4-4 | 1 | 6 | 7 | 3 | 20 | 4 | 3 | 1 | 1 | 30 | | |
| 33 | Jimmy Whitt Jr. | g | 9-15 | 0-0 | 2-5 | 1 | 3 | 4 | 2 | 20 | 0 | 0 | 1 | 1 | 39 | | |
| 00 | Jeantal Cylia | | 2-2 | 1-1 | 0-0 | 0 | 2 | 2 | 2 | 5 | 1 | 0 | 0 | 0 | 17 | | |
| 05 | Jalen Harris | | 2-3 | 0-1 | 0-0 | 0 | 0 | 0 | 4 | 4 | 2 | 0 | 1 | 1 | 23 | | |
| 35 | Reggie Chaney | | 4-5 | 0-0 | 0-0 | 2 | 0 | 2 | 2 | 8 | 0 | 0 | 1 | 1 | 17 | | |
| | Team | | | | | 2 | 2 | 4 | | | | | | | | | |
| Totals | | | 30-63 | 4-20 | 6-11 | 7 | 24 | 31 | 23 | 70 | 12 | 7 | 5 | 5 | 200 | | |
| FG % 1st Half: 12-28 | | | 42.9% | 2nd half: 18-35 | 51.4% | Game: 30-63 | | 47.6% | | Deadball | | | | | | | |
| 3FG % 1st Half: 2-10 | | | 20.0% | 2nd half: 2-10 | 20.0% | Game: 4-20 | | 20.0% | | Rebound | | | | | | | |
| FT % 1st Half: 0-1 | | | 0.0% | 2nd half: 6-10 | 60.0% | Game: 6-11 | | 54.5% | | 1.2 | | | | | | | |

| | | | | | | | | | | |
|--|-----------------|--|----|---------------------------------|--|----|----|----|----|--|
| GAME 21 | |  | 82 | ARKANSAS | | 36 | 46 | 82 | 79 |  |
|  | ESPN NETWORK | | | Alabama | | 39 | 39 | 78 | | |
| | | | | Feb. 1, 2020 • Tuscaloosa, Ala. | | | | | | |

Arkansas 82 • 16-5, 4-4 SEC

| # | Player | Total | | 3-Ptr | | Rebounds | | | PF | TP | A | TO | Blk | Stl | Min |
|----------------------|-----------------|--------|-----------------|--------|-------|-------------|-----|-------|----------|----|---|----|-----|-----|-----|
| | | FG-FGA | FG-FGA | FT-FTA | Off | Def | Tot | | | | | | | | |
| 35 | Reggie Chaney | f | 2-4 | 0-0 | 4-5 | 5 | 6 | 11 | 5 | 8 | 0 | 1 | 2 | 1 | 25 |
| 01 | Isaiah Joe | g | 0-3 | 0-3 | 0-0 | 0 | 1 | 1 | 2 | 0 | 0 | 0 | 0 | 0 | 21 |
| 03 | Desi Sills | g | 2-6 | 1-4 | 2-2 | 0 | 1 | 1 | 3 | 7 | 2 | 3 | 0 | 3 | 39 |
| 15 | Mason Jones | g | 10-20 | 4-7 | 6-13 | 0 | 5 | 5 | 4 | 30 | 1 | 2 | 0 | 2 | 38 |
| 33 | Jimmy Whitt Jr. | g | 11-19 | 0-0 | 4-4 | 2 | 2 | 4 | 2 | 26 | 2 | 1 | 0 | 4 | 39 |
| 00 | Jeantal Cylla | | 0-0 | 0-0 | 0-0 | 0 | 2 | 2 | 0 | 0 | 0 | 0 | 0 | 0 | 1 |
| 02 | Adrio Bailey | | 0-3 | 0-0 | 0-0 | 1 | 0 | 1 | 0 | 0 | 0 | 1 | 0 | 0 | 6 |
| 05 | Jalen Harris | | 3-4 | 1-2 | 4-5 | 0 | 2 | 2 | 3 | 11 | 2 | 1 | 0 | 1 | 31 |
| | Team | | | | | 3 | 4 | 7 | | | | 1 | | | |
| Totals | | | 28-59 | 6-16 | 20-29 | 11 | 23 | 34 | 19 | 82 | 7 | 10 | 2 | 11 | 200 |
| FG % 1st Half: 14-32 | | 43.8% | 2nd half: 14-27 | | 51.9% | Game: 28-59 | | 47.5% | Deadball | | | | | | |
| 3FG % 1st Half: 3-11 | | 27.3% | 2nd half: 3-5 | | 60.0% | Game: 6-16 | | 37.5% | Rebounds | | | | | | |
| FT % 1st Half: 5-9 | | 55.6% | 2nd half: 15-20 | | 75.0% | Game: 20-29 | | 69.0% | 3 | | | | | | |

Alabama 78 • 12-9, 4-4 SEC

| # | Player | Total | | 3-Ptr | | Rebounds | | | PF | TP | A | TO | Blk | Stl | Min |
|----------------------|-------------------|--------|-----------------|--------|-------|-------------|-----|-------|----------|----|----|----|-----|-----|-----|
| | | FG-FGA | FG-FGA | FT-FTA | Off | Def | Tot | | | | | | | | |
| 00 | Javian Davis | f | 3-3 | 0-0 | 5-8 | 0 | 2 | 2 | 3 | 11 | 1 | 0 | 3 | 0 | 20 |
| 03 | Alex Reese | f | 4-7 | 2-5 | 4-6 | 1 | 6 | 7 | 5 | 14 | 1 | 2 | 2 | 1 | 27 |
| 02 | Kira Lewis Jr. | g | 4-13 | 0-5 | 4-4 | 1 | 0 | 1 | 4 | 12 | 3 | 7 | 0 | 3 | 40 |
| 05 | Jaden Shackelford | g | 11-22 | 5-13 | 1-1 | 4 | 3 | 7 | 4 | 28 | 3 | 1 | 0 | 0 | 38 |
| 23 | John Petty Jr. | g | 3-8 | 1-5 | 1-2 | 2 | 7 | 9 | 2 | 8 | 3 | 4 | 0 | 3 | 37 |
| 12 | Jaylen Forbes | | 1-5 | 0-3 | 1-2 | 4 | 5 | 9 | 4 | 3 | 0 | 0 | 0 | 0 | 18 |
| 30 | Galin Smith | | 1-2 | 0-0 | 0-1 | 3 | 1 | 4 | 3 | 2 | 0 | 3 | 1 | 0 | 20 |
| | Team | | | | | 0 | 2 | 2 | | | | | | | |
| Totals | | | 27-60 | 8-31 | 16-24 | 15 | 26 | 41 | 25 | 78 | 11 | 17 | 6 | 7 | 200 |
| FG % 1st Half: 14-30 | | 46.7% | 2nd half: 13-30 | | 43.3% | Game: 27-60 | | 45.0% | Deadball | | | | | | |
| 3FG % 1st Half: 4-15 | | 26.7% | 2nd half: 4-16 | | 25.0% | Game: 8-31 | | 25.8% | Rebounds | | | | | | |
| FT % 1st Half: 7-7 | | 100.0% | 2nd half: 9-17 | | 52.9% | Game: 16-24 | | 66.7% | 3 | | | | | | |




Officials: Josue Nieves,Jason Baker,Tony Greene
Technical fouls: Arkansas-None. Alabama-None.
Attendance: 12461

| Score by periods | 1st | 2nd | Total |
|------------------|-----|-----|-------|
| Arkansas | 36 | 46 | 82 |
| Alabama | 39 | 39 | 78 |

Last FG - ARK 2nd-01:20, BAMA 2nd-00:00.
Largest lead - ARK by 7 2nd-08:35, BAMA by 12 1st-17:19.
ARK led for 12:54. BAMA led for 25:12. Game was tied for 01:54.

| | In | Off | 2nd | Fast | Bench |
|--------|-------|-----|--------|-------|-------|
| Points | Paint | T/O | Chance | Break | |
| ARK | 38 | 27 | 11 | 16 | 11 |
| BAMA | 36 | 13 | 17 | 6 | 5 |

Score tied - 3 times.
Lead changed - 11 times.

| | | | | | | | | | | | |
|--|-----------------|--|----|-----------------------------------|--|----|----|----|----|----|--|
| GAME 22 | |  | 79 | #10/11 Auburn | | 34 | 35 | 10 | 79 | 76 |  |
|  | ESPN NETWORK | | | ARKANSAS | | 32 | 37 | 7 | 76 | | |
| | | | | Feb. 4, 2020 • Fayetteville, Ark. | | | | | | | |

Auburn 79 • 20-2, 7-2 SEC

| # | Player | Total | | 3-Ptr | | Rebounds | | | PF | TP | A | TO | Blk | Stl | Min |
|----------------------|-------------------|--------|-----------------|--------|-------|----------|-----|-------|-------------|----|-------|----|----------|-----|-----|
| | | FG-FGA | FG-FGA | FT-FTA | Off | Def | Tot | | | | | | | | |
| 03 | Danjel Purifoy | f | 2-10 | 1-6 | 5-6 | 3 | 6 | 9 | 2 | 10 | 3 | 3 | 0 | 0 | 37 |
| 23 | Isaac Okoro | f | 6-10 | 2-5 | 0-1 | 4 | 3 | 7 | 3 | 14 | 2 | 1 | 1 | 2 | 35 |
| 50 | Austin Wiley | c | 0-0 | 0-0 | 0-2 | 0 | 2 | 2 | 3 | 0 | 0 | 4 | 1 | 0 | 11 |
| 05 | J'Von McCormick | g | 4-10 | 2-5 | 6-9 | 1 | 5 | 6 | 3 | 16 | 3 | 2 | 0 | 0 | 39 |
| 10 | Samir Doughty | g | 8-13 | 3-7 | 4-4 | 2 | 1 | 3 | 2 | 23 | 2 | 2 | 0 | 0 | 39 |
| 01 | Jamal Johnson | | 0-2 | 0-2 | 2-3 | 0 | 0 | 0 | 2 | 2 | 0 | 0 | 0 | 0 | 11 |
| 22 | Allen Flanigan | | 1-5 | 0-4 | 1-1 | 0 | 1 | 1 | 3 | 3 | 1 | 2 | 0 | 0 | 14 |
| 24 | Anfernee Mclemore | | 4-6 | 0-1 | 3-4 | 2 | 8 | 10 | 5 | 11 | 0 | 3 | 1 | 1 | 34 |
| 35 | Devan Cambridge | | 0-1 | 0-1 | 0-0 | 1 | 0 | 1 | 0 | 0 | 0 | 1 | 1 | 0 | 5 |
| | Team | | | | | 2 | 3 | 5 | | | | | | | |
| Totals | | | 25-57 | 8-31 | 21-30 | 15 | 29 | 44 | 23 | 79 | 11 | 18 | 4 | 3 | 225 |
| FG % 1st Half: 11-28 | | 39.3% | 2nd half: 13-24 | | 54.2% | OT: 1-5 | | 20.0% | Game: 25-57 | | 43.9% | | Deadball | | |
| 3FG % 1st Half: 4-16 | | 25.0% | 2nd half: 4-13 | | 30.8% | OT: 0-2 | | 0.0% | Game: 8-31 | | 25.8% | | Rebounds | | |
| FT % 1st Half: 8-11 | | 72.7% | 2nd half: 5-10 | | 50.0% | OT: 8-9 | | 88.9% | Game: 21-30 | | 70.0% | | 4.2 | | |

Arkansas 76 • 16-6, 4-5 SEC

| # | Player | Total | | 3-Ptr | | Rebounds | | | PF | TP | A | TO | Blk | Stl | Min |
|----------------------|-----------------|--------|-----------------|--------|-------|----------|-----|-------|-------------|----|-------|----|----------|-----|-----|
| | | FG-FGA | FG-FGA | FT-FTA | Off | Def | Tot | | | | | | | | |
| 02 | Adrio Bailey | f | 5-6 | 1-2 | 0-2 | 1 | 6 | 7 | 4 | 11 | 1 | 1 | 1 | 2 | 35 |
| 35 | Reggie Chaney | f | 2-2 | 0-0 | 0-0 | 2 | 4 | 6 | 4 | 4 | 0 | 2 | 1 | 1 | 26 |
| 03 | Desi Sills | g | 4-10 | 4-6 | 2-4 | 0 | 1 | 1 | 5 | 14 | 2 | 2 | 0 | 4 | 40 |
| 15 | Mason Jones | g | 12-24 | 5-12 | 11-16 | 1 | 2 | 3 | 2 | 40 | 5 | 4 | 0 | 2 | 45 |
| 33 | Jimmy Whitt Jr. | g | 0-7 | 0-0 | 0-0 | 1 | 6 | 7 | 3 | 0 | 1 | 1 | 0 | 3 | 40 |
| 00 | Jeantal Cylla | | 0-0 | 0-0 | 0-0 | 0 | 0 | 0 | 1 | 0 | 0 | 0 | 0 | 1 | 2 |
| 05 | Jalen Harris | | 2-9 | 0-5 | 3-4 | 0 | 2 | 2 | 1 | 7 | 2 | 0 | 0 | 1 | 33 |
| 24 | Ethan Henderson | | 0-1 | 0-0 | 0-0 | 1 | 0 | 1 | 2 | 0 | 0 | 0 | 0 | 0 | 4 |
| | Team | | | | | 0 | 0 | 0 | | | | | | | |
| Totals | | | 25-59 | 10-25 | 16-26 | 6 | 21 | 27 | 22 | 76 | 11 | 10 | 2 | 14 | 225 |
| FG % 1st Half: 12-29 | | 41.4% | 2nd half: 11-24 | | 45.8% | OT: 2-6 | | 33.3% | Game: 25-59 | | 42.4% | | Deadball | | |
| 3FG % 1st Half: 6-12 | | 50.0% | 2nd half: 4-10 | | 40.0% | OT: 0-3 | | 0.0% | Game: 10-25 | | 40.0% | | Rebounds | | |
| FT % 1st Half: 2-5 | | 40.0% | 2nd half: 11-16 | | 68.8% | OT: 3-5 | | 60.0% | Game: 16-26 | | 61.5% | | 7.1 | | |

Officials: Gerald Williams,Bart Lenox,Ron Groover
Technical fouls: Auburn-None. Arkansas-None.
Attendance: 17196

| Score by periods | 1st | 2nd | OT | Total |
|------------------|-----|-----|----|-------|
| Auburn | 34 | 35 | 10 | 79 |
| Arkansas | 32 | 37 | 7 | 76 |

Last FG - AUB OT-02:29, ARK OT-00:12.
Largest lead - AUB by 5 1st-12:04, ARK by 11 2nd-07:39.
AUB led for 15:47. ARK led for 22:47. Game was tied for 06:26.

| | In | Off | 2nd | Fast | Bench |
|--------|-------|-----|--------|-------|-------|
| Points | Paint | T/O | Chance | Break | |
| AUB | 34 | 14 | 16 | 16 | 16 |
| ARK | 28 | 20 | 4 | 15 | 7 |

Score tied - 11 times.
Lead changed - 12 times.

LAST TIME AN ARKANSAS PLAYER...

• SCORING •

Scored 25 Points: 29 Daniel Gafford vs Alabama (03/09/19)
Scored 30 Points: 30 Mason Jones at Alabama (02/01/20)
Scored 40 Points: 40 Mason Jones vs Auburn (02/04/20)
 Scored 50 Points: 51 Rotnei Clarke vs. Alcorn State (11/13/09)
RECORD: 51 Rotnei Clarke vs. Alcorn State (11/13/09)

• FIELD GOALS MADE •

Made 15 Field Goals: 15 (15-21) Rotnei Clarke vs. Alcorn State (11/13/09)
 Made 20 Field Goals: 20 (2-30) Dean Tolson vs. Texas A&M (03/02/74)
RECORD: 20 (20-30) Dean Tolson vs. Texas A&M (03/02/74)

• FIELD GOALS ATTEMPTED •

Attempted 20 Field Goals: 24 (12-24) Mason Jones vs Auburn (02/04/20)
 Attempted 25 Field Goals: 26 (9-26) Courtney Fortson at Mississippi State (01/14/10)
RECORD: 30 (20-30) Dean Tolson vs. Texas A&M (03/02/74)

• FIELD GOAL PERCENTAGE •

Shot 100% FG (Min. 7 att): Daniel Gafford (7-7) at Texas Tech (01/26/19)
RECORD (min 8 att): 100% 8x - Best: Daryll Saulsberry (10-10) 1975

• 3-POINTERS MADE •

Made 7 3-pointers: 7 (7-13) by Isaiah Joe at Ole Miss (01/11/20)
 Made 10 3-pointers: 10 (10-13) by Isaiah Joe vs. FIU (12/01/18)
 Made 11-Plus 3-pointers: 13 (13-17) by Rotnei Clarke vs. Alcorn State (11/13/09)
RECORD: 13 (13-17) by Rotnei Clarke vs. Alcorn State (11/13/09) (SEC record)

• 3-POINTERS ATTEMPTED •

Attempted 15 3-Pointers: 17 (6-17) Isaiah Joe at Indiana (12/22/19)
 Attempted 20 3-Pointers: 24 (10-24) Pat Bradley vs. North Texas (12/30/98)
RECORD: 24 (10-24) Pat Bradley vs. North Texas (12/30/98) (SEC record)

• FREE THROWS MADE •

Made 10 Free Throws: 11 (11-16) Mason Jones vs Auburn (02/04/20)
Made 15 Free Throws: 15 (15-16) Mason Jones vs South Carolina (01/29/20)
 Made 20 Plus Free Throws: 22 (22-24) Martin Terry vs. Texas A&M (01/22/72)
RECORD: 22 (22-24) by Martin Terry vs. Texas A&M (01/22/72)

• FREE THROWS ATTEMPTED •

Attempted 15 Free Throws: 16 (11-16) Mason Jones vs Auburn (02/04/20)
 Attempted 20 Free Throws: 22 (17-22) Corliss Williamson vs. Ole Miss (02/18/95)
 Attempted 24 Plus Free Throws: 24 (22-24) Martin Terry vs. Texas A&M (01/22/72)
RECORD: 24 (22-24) Martin Terry vs. Texas A&M (01/22/72)

• FREE THROW PERCENTAGE •

Shot 100% FT (min 10 att): 14-14 Daryl Macon vs. Texas (12/17/16)
RECORD (min. 11 att): 8x - Best: Tommy Boyer (18-18) in 1963

• REBOUNDS •

Grabbed 10-14 Rebounds: 10 Reggie Chaney at Alabama (02/01/20)
 Grabbed 15-20 Rebounds: 16 Daniel Gafford vs. Alabama (03/09/19)
 Grabbed 20-Plus Rebounds: 23 Nick Davis vs. Jackson State (11/21/97)
RECORD: 23 by Nick Davis vs. Jackson State (11/21/97)
 • Grabbed 10 Offensive Rebounds: 10 Bobby Portis vs. LSU (03/07/15)
 • **Grabbed 10 Defensive Rebounds: 11 Mason Jones vs South Carolina (01/29/20)**

• ASSISTS •

Had 10 Assists: 10 by Jalen Harris at Missouri (02/12/19)
 Had 15 Assists: 15 by Dontell Jefferson vs. Portland State (11/18/05)
RECORD: 15 by Dontell Jefferson vs. Portland State (11/18/05)

• STEALS •

Had 5 Steals: 5 Isaiah Joe vs Texas Southern (11/19/19)
Had 6-7 Steals: 6 Isaiah Joe at Georgia Tech (11/25/19)
 Had 8-9 Steals: 9 Robert Shepard at Arizona (12/06/92)
RECORD: 9 by Robert Shepard at Arizona (12/06/92)

• BLOCKED SHOTS •

Had 5 Blocks: 5 Adrio Bailey vs Valpo (12/21/19)
 Had 6-9 Blocks: 7 Reggie Chaney at Providence (03/19/19)
 Had 10 Blocks: 10 Steven Hill vs. Texas State (12/06/05)
RECORD: 10 Steven Hill vs. Texas St. (12/06/05) & Oliver Miller vs. Texas (02/04/90)

• TURNOVERS •

Committed 5-9 Turnovers: 7 Mason Jones vs South Carolina (01/29/20)
 Committed 10 Plus Turnovers: 10 Courtney Fortson at South Carolina (02/21/09)

• MINUTES PLAYED •

38 Minutes (Regulation): 38:00 Mason Jones at Alabama (02/01/20)
39 Minutes (Regulation): Whitt (39:09) and Sills (39:07) at Alabama (02/01/20)
40 Minutes (Regulation): Jimmy Whitt Jr. at LSU (01/08/20) & vs TCU (01/25/20)
40 Minutes (OT): 44:35 Mason Jones vs Auburn (02/04/20) & 40:50 Sills & 40:21 Whitt vs Auburn (02/04/20)
 45 Plus Minutes: 47 by BJ Young vs. Auburn (01/16/13)

• MISCELLANEOUS •

2 Players Scored 20+ Pts In Back-To-Back Gms: Jones (20/20) & Whitt (20/20) at Miss State (01/22/20) and vs TCU (01/25/20)
2 Players Scored 20+ Pts In 3 Straight: Jones (41/20/21) & Joe (20/21/24) vs Tulsa (12/14/19), Valpo (12/21/19) and Indiana (12/29/19)
 3 Players Scored 20+ Pts in Same Game: vs Ole Miss (01/17/15)
 Bobby Portis (23), Michael Qualls (22) & Rashad Madden (22)
Scored 20 or More Points in Five-Plus Consecutive Games: (5) by Mason Jones 20, 20, 34, 30, 40 (01/12/20 to pres)
 Scored 20 or More Points in 10-Plus Consecutive Games: (11) by Todd Day 20, 23, 26, 26, 22, 31, 23, 21, 27, 21, 20 (12/01/90 to 01/12/91)
Scored 30 or More Points in 3 Straight Games: Mason Jones 34 vs. S. Carolina (01/29/20), 30 at Alabama (02/01/20), 40 vs Auburn (02/04/20)
 Most Points in Back-To-Back Games: 82 by Martin Terry 35 at TCU (02/20/73) and 47 vs. SMU (02/24/73)
 Consecutive Free Throws Made: 48 by Ricky Medlock (20 gms; 12/21/74 to 03/04/75)
Double-Double: Pts/Rebs: Mason Jones (34 & 12) vs South Carolina (01/29/20)
 Double-Double: Pts/Assists: Jalen Harris (11 & 10) vs. UTSA (12/15/18)
 Two Players with Double-Double in Same Game: vs. UTSA (12/15/18)
 Daniel Gafford (13 pts, 14 rebs) and Jalen Harris (11 pts, 10 assists)
 Had 5-Plus Assists in 5-Plus Consecutive Games: (6) by Jalen Harris 11, 6, 10, 12, 7, 10 (11/21/81 thru 12/15/18)
 Had 10 or More Assists in Back-to-Back Games: Jalen Harris 10 vs. FIU (12/01/18) and 12 at Colorado State (12/05/18)
 Three-Plus Players with 5-Plus Assists in a Game: vs. Montana State (11/21/18)
 Jalen Harris (11), Isaiah Joe (5) and Desi Sills (5)
 Had 5 or More Steals in Back-to-Back Games: Ronnie Brewer 5 vs. Western Illinois (01/01/06) and 5 vs. Mississippi State (01/07/06)

LAST TIME AN OPPONENT PLAYER...

• SCORING •

Scored 25 Points: 28 Jaden Shackelford at Alabama (02/01/20)
Scored 30 Points: 30 Dante Walton vs Northern Kentucky (11/29/19)
 Scored 40 Points: 45 Jodie Meeks vs. Kentucky (02/14/09)
 Scored 50 Points: 56 Oscar Robertson vs. Cincinnati (03/15/58) (on record)

• FIELD GOALS MADE •

Made 15 Field Goals: 17 (17-24) Jodie Meeks vs. Kentucky (02/14/09)
 Made 20 Field Goals: 21 Oscar Robertson vs. Cincinnati (03/15/58) (on record)

• FIELD GOALS ATTEMPTED •

Attempted 20 Field Goals: 22 (11-22) Braden Shackelford at Alabama (02/01/20)
 Attempted 25 Field Goals: 28 (11-28) Devan Downey vs. South Carolina (02/17/10)

• FIELD GOAL PERCENTAGE •

Shot 100% FG (Min. 7 att): Adam Wing (8-8) vs. Evansville (12/08/15)

• 3-POINTERS MADE •

Made 7 3-pointers: 7 (7-15) Tyler Hall vs. Montana State (11/21/18)
 Made 10 3-pointers: 10 (10-19) Lance Weems at Auburn (01/06/96)

• 3-POINTERS ATTEMPTED •

Attempted 15 3-pointers: 15 (7-15) Tyler Hall vs. Montana State (11/21/18)
 Attempted 20 3-pointers: 22 (5-22) Jeff Fryer vs. Loyola Marymount (03/16/89)

• FREE THROWS MADE •

Made 10 Free Throws: 14 (14-15) Reggie Perry at Miss State (01/22/20)
 Made 15 Free Throws: 17 (17-19) Mike Boynton vs. South Carolina (03/11/04)

• FREE THROWS ATTEMPTED •

Attempted 15 Free Throws: 14 (14-15) Reggie Perry at Miss State (01/22/20)
 Attempted 20 Free Throws: 24 (18-24) Frank Williams vs. Illinois (12/08/01)

• FREE THROW PERCENTAGE •

Shot 100% FT (min 10 att): 14-14 Grant Williams at Tennessee (01/15/19)

• REBOUNDS •

Grabbed 15-19 Rebounds: 18 Kevin Samuel vs TCU (01/25/20)
 Grabbed 20 Rebounds: 20 Antonio McDye vs. Alabama (03/11/95)
 • Grabbed 10 Offensive Rebounds: 11 Tyler Davis at Texas A&M (01/30/18)
 • **Grabbed 10 Defensive Rebounds: 11 Kevin Samuel vs TCU (01/25/20)**

• ASSISTS •

Had 10 Assists: 11 Tremont Waters vs. LSU (01/12/19)
 Had 13 Assists: 13 Chuck Evans at Mississippi State (01/27/93) (on record)

• STEALS •

Had 5 Steals: 6 Alpha Diallo at Providence (03/19/19)
 Had 8 Steals: 8 Terry Conerway vs. Texas State (12/21/02)

• BLOCKED SHOTS •

Had 6-9 Blocks: 7 Stefan Moody at Ole Miss (02/13/16)
 Had 10 Plus Blocks: 10 P.J. Roberson vs. Grambling State (11/26/11)

• TURNOVERS •

Committed 5-9 Turnovers: 7 Kira Lewis Jr. at Alabama (02/01/20)
 Committed 10 Plus Turnovers: 12 Devin Gibson vs. UTSA (12/12/07)

LAST TIME ARKANSAS HIGHS...

• SCORING •

Scored 100 Points: 104 vs. Oral Roberts (12/19/17)
Scored 120-Plus Points: 121 vs. FIU (12/01/18)
Scored 50 Points in 1st Half: 50 vs Tulsa (12/14/19)
Scored 50 Points in 2nd Half: 52 vs Rice (11/05/19)
Scored 60 or More Points in a Half: 63 (2nd) vs. FIU (12/01/18)
Scored 70 or More Points in a Half: 71 (1st) vs. Alcorn (11/13/09)
Scored 80 or More Points in a Half: 88 (2nd) vs. U.S. International (12/09/89)

• FIELD GOALS MADE •

Made 30 Field Goals: 31 (31-54) vs Vanderbilt (01/15/20)
Made 40 Field Goals: 42 (42-69) vs. FIU (12/01/18)
Made 50 Field Goals: 57 (57-99) vs. Troy (12/10/96)
RECORD: 68 (68-101) vs. U.S. International (12/09/89)

• FIELD GOALS ATTEMPTED •

Attempted 70 Field Goals: 71 (31-71) vs Texas Southern (11/19/19)
Attempted 80 Field Goals: 83 (34-83) vs. Iona (11/30/14)
Attempted 90 Field Goals: 99 (57-99) vs. Troy (12/10/96)
Attempted 100 Field Goals: 101 (68-101) vs. US International (12/09/89)
RECORD: 101 (68-101) vs. U.S. International (12/09/89)

• FIELD GOALS PERCENTAGE •

Shot 60% FG: 60.9 (42-69) vs. FIU (12/01/18)
Shot 70% or Better FG: 72.7 (32-44) vs. Alabama State (12/21/83)
RECORD: 79.4 (27-34) vs. Texas Tech (1979)

• 3-POINTERS MADE •

Made 15 3-pointers: 16 (16-24) vs. Mississippi State (01/09/16)
Made 20 3-pointers: 21 (21-37) vs. Troy (12/10/96)
RECORD: 21 (21-37) vs. Troy (12/10/96)

• 3-POINTERS ATTEMPTED •

Attempted 25 3-pointers: 25 (10-25) vs Auburn (02/04/20)
Attempted 30 3-pointers: 31 (12-31) at Indiana (12/29/19)
Attempted 35 3-pointers: 35 (11-35) vs. Montana State (11/21/18)
RECORD: 54 (19-54) vs. North Texas (12/30/98)

• 3-POINT PERCENTAGE •

Shot 50% 3PT FG (min. 15 att): 50.0 (9-18) vs. Ole Miss (03/02/19)
Shot 60% or Better 3PT FG (min. 15 att): 61.1 (11-18) at Vanderbilt (03/06/19)
RECORD (min. 15 att): 66.7 (16-24) vs. Mississippi State (01/09/16)

• FREE THROWS MADE •

Made 20 Free Throws: 20 (20-29) at Alabama (02/01/20)
Made 30 Free Throws: 34 (34-46) vs. UT Arlington (11/23/18)
Made 40 Free Throws: 41 (41-49) at Kentucky (01/25/92)
RECORD: 48 (48-53) vs. Ole Miss (01/17/04)

• FREE THROW ATTEMPTS •

Attempted 40 Free Throws: 40 (26-40) vs South Carolina (01/29/20)
Attempted 50 Free Throws: 53 (35-53) vs. Northeastern Illinois (11/16/97)
Attempted 60 Free Throws: 65 vs. TCU (1955)
RECORD: 65 vs. TCU (1955)

• FREE THROW PERCENTAGE •

Shot 80% FT (min. 10 att): .815 (22-27) at Ole Miss (01/11/20)
Shot 90% or Better FT (min. 10 att): 94.4 (17-18) at LSU (01/08/20)
RECORD (min 10 att): 100 3x - Best 16-16 at Kentucky (02/27/14)

• REBOUNDS •

Grabbed 40 Rebounds: 45 vs Rice (11/05/19)
Grabbed 50 Rebounds: 50 vs. FIU (12/01/18)
Grabbed 55-Plus Rebounds: 55 vs. Utah Valley (01/03/15)
RECORD: 77 vs. Jackson State (01/22/02)

• ASSISTS •

Had 25 Assists: 29 vs. Montana State (11/21/18)
Had 30 Assists: 32 vs. Jackson State (11/22/96)
Had 40 Assists: 40 vs. Troy (12/10/96)
RECORD: 47 vs. U.S. International (12/09/89)

• STEALS •

Had 15 Steals: 15 at Georgia Tech (11/25/19)
Had 20 Steals: 24 vs. Maryland-Eastern Shore (01/02/01)
Had 25 Steals: 26 vs. Louisiana-Monroe (11/25/00)
RECORD: 26 vs. Louisiana-Monroe (11/25/00)

• BLOCKED SHOTS •

Had 10 Blocks: 10 vs Texas Southern (11/19/19)
Had 13 Blocks: 14 vs. Georgia (01/29/19)
Had 15 Blocks: 15 vs. South Alabama (12/30/91)
RECORD: 18 vs. Missouri (12/05/95)

• MOST TURNOVERS •

Had 20 Turnovers: 20 vs Austin Peay (12/03/19)
Had 25 Turnovers: 25 at South Carolina (02/21/09)
Had 30 Turnovers: 32 vs. Providence (11/16/07)
RECORD: 32 vs. Providence (11/16/07)

• FOULS •

Committed 25 Fouls: 25 at Alabama (02/01/20)
Committed 30 Fouls: 31 at Kentucky (01/07/17)
RECORD: 38 vs. Missouri (12/04/61)

LAST TIME ARKANSAS LOWS...

• SCORING •

Held to 40-45 Points: 43 at Florida (01/22/11)
Held to 46-49 Points: 46 at Mississippi State (02/09/16)
Held to 50-55 Points: 50 vs. Florida (03/14/19)
Held to 56-59 Points: 56 at Auburn (02/20/19)
Held to 19 Points or Less in a Half: 18 (1st half) vs. Vanderbilt (02/07/17)

• FIELD GOALS •

Held to Below 20 Field Goals Made: 19 (19-57) vs Kentucky (01/18/20)

• FIELD GOAL PERCENTAGE •

Held to 20-29% FG: 27.9 (17-61) vs. South Carolina (02/03/15)
Held to 30-35% FG: .333 (19-57) vs Kentucky (01/18/20)

• 3-POINTERS •

Did not Make a 3-pointer: 0 (0-2) at Texas (01/07/89)
Held to 1-4 3-PT FG Made: 4 (4-20) at Miss State (01/22/20)
Held to 5-9 3-PT FG Made: 6 (6-16) at Alabama (02/01/20)
Attempted Single-Digit 3-pointers: 9 (6-9) vs TCU (01/25/20)

• 3-POINT PERCENTAGE •

Shot 10% or Worse 3PT FG: 10.0 (1-10) at Mississippi State (02/09/16)
Shot 11-19% 3PT FG: 16.7 (3-18) vs Northern Kentucky (11/29/19)

• FREE THROWS •

Made Single Digit Free Throws: 6 (6-11) at Miss State (01/22/20)
Attempted Single Digit Free Throws: 9 (7-9) vs. Georgia Tech (12/19/18)

• FREE THROW PERCENTAGE •

Shot 40-49% FT: 40.0 (6-15) at Florida (01/17/18)
Shot Below 40% FT: 26.7 (4-15) at Texas A&M (01/09/13)

• REBOUNDING •

Had 19 or Fewer Rebounds: 19 at Missouri (03/05/13)
Had 20-25 Rebounds: 24 at LSU (01/08/20)

• ASSISTS •

Held to Single Digit Assists: 7 at Alabama (02/01/20)

• STEALS •

Had No Steals: *None on record*
Had 1 Steal: 1 vs. Florida (03/09/18)
Had 2-4 Steals: 4 at Western Kentucky (12/07/19)

• BLOCKED SHOTS •

Had No Blocked Shots: 0 vs. Missouri (1/23/19)

• FEWEST TURNOVERS •

Had 1-4 Turnovers: 4 vs. Georgia (01/29/19)
Had 5-9 Turnovers: 7 vs Vanderbilt (01/15/20)

• FOULS •

Had Single Digit Fouls: 9 vs. LSU (02/17/07)

ARKANSAS MISCELLANEOUS...

| | | |
|------------------------------|-------------------------------------|-----------------|
| Played in an OT game: | 12/07/19 at Western Kentucky | L, 7-86 (OT) |
| Played in a 2OT game: | 01/23/18 at Georgia | W, 80-77 (2 OT) |
| Played in a 3OT game: | 02/09/80 vs. Houston | L, 90-84 (3 OT) |
| Beat AP team ranked 21-25: | 03/09/18 vs. #23 Florida (SEC) | W, 80-72 |
| Beat AP team ranked 16-20: | 02/02/19 at #19 LSU | W, 90-89 |
| Beat AP team ranked 11-15: | 02/27/18 vs. #14 Auburn | W, 91-82 |
| Beat AP team ranked 6-9: | 12/30/17 vs. #9 Tennessee | W, 95-93 (OT) |
| Beat AP team ranked 2-5: | 01/27/16 vs. #5 Texas A&M | W, 74-71 |
| Beat AP team ranked #1: | 02/12/84 vs. #1 North Carolina (PB) | W, 65-64 |
| Beat AP Top 25 team on road: | 02/02/19 at #19 LSU | W, 90-89 |
| Beat AP Top 10 team on road: | 02/09/94 at #4 Kentucky | W, 90-82 |

LAST TIME AN OPPONENT HIGHS...

• SCORING •

Scored 100 Points: 106 at Tennessee (01/15/19)
 Scored 110 Points: 117 at Ole Miss (12/10/19)
 Scored 50 Points in 1st Half: 55 at Tennessee (01/15/19)
 Scored 50 Points in 2nd Half: 51 at Tennessee (01/15/19)
 Scored 60 or More Points in a Half: 60 (1st half) vs. Alabama (02/28/96)

• FIELD GOALS MADE •

Made 30 Field Goals: 31 (31-67) at Western Kentucky (12/07/19)
 Made 40 Field Goals: 40 (40-68) by Texas (01/05/10)
 Made 45 Field Goals: 45 (45-80) vs. Pittsburgh (12/29/86)

• FIELD GOALS ATTEMPTED •

Attempted 70 Field Goals: 70 (27-72) vs Valpo (12/21/19)
 Attempted 80 Field Goals: 83 (31-83) by FIU (12/01/18)

• FIELD GOAL PERCENTAGE •

Shot 60% FG: 61.1 (15-23) vs. Auburn (02/17/16)
 Shot 65% FG: 67.7 (4-65) vs. North Carolina (03/23/08)
 Shot 69% FG: 69.8 (37-53) at Auburn (01/14/95)

• 3-POINTERS MADE •

Made 15 3-pointers: 15 (15-30) at LSU (02/03/18)
 Made 17 3-pointers: 17 (17-33) at Auburn (02/20/19)

• 3-POINTERS ATTEMPTED •

Attempted 25 3-pointers: 25 (7-25) vs Valpo (12/21/19)
 Attempted 30 3-pointers: 31 (8-31) vs Auburn (02/04/20)
 Attempted 35 3-pointers: 37 (6-37) by FIU (12/01/18)

• 3-POINT PERCENTAGE •

Shot 50% 3PT FG (min 15 att): 51.5 (17-33) at Auburn (02/20/19)
 Shot 60% or Better 3PT FG (min 15 att): 62.7 (10-15) at South Carolina (02/09/19)

• FREE THROWS •

Made 20 Free Throws: 21 (21-30) vs Auburn (02/04/20)
 Made 30 Free Throws: 32 (32-38) at LSU (02/02/19)
 Made 40 Free Throws: 40 (40-50) vs. UMass (11/25/94)

• FREE THROW ATTEMPTS •

Attempted 35 Free Throws: 38 (32-38) at LSU (02/02/19)
 Attempted 40 Free Throws: 40 (24-40) at Mississippi State (01/02/18)
 Attempted 50 Free Throws: 50 (39-50) vs. South Carolina (03/11/04)

• FREE THROW PERCENTAGE •

Shot 80% FT (min. 10 att): .871 (27-31) at Miss State (01/22/20)
 Shot 90% or Better FT (min. 10 att): .962 (25-26) at Ole Miss (01/11/20)

• REBOUNDING •

Grabbed 45 Rebounds: 47 vs Kentucky (01/218/19)
 Grabbed 50 Rebounds: 53 at LSU (01/08/20)
 Grabbed 55-Plus Rebounds: 56 vs. Georgia (01/29/19)
 • Grabbed 20 Offensive Rebounds: 23 at LSU (01/08/20)

• ASSISTS •

Had 25 Assists: 25 vs. Louisville (11/17/09)
 Had 30 Assists: 30 at UAB (01/27/90)

• STEALS •

Had 15 Steals: 15 at LSU (02/24/10)
 Had 18 Steals: 18 vs. Alcorn State (12/02/95)

• BLOCKED SHOTS •

Had 10 Blocks: 10 at Tennessee (01/22/14)
 Had 13 Blocks: 13 at Mississippi State (01/14/10)

• MOST TURNOVERS •

Had 20 Turnovers: 21 vs Austin Peay (12/03/19)
 Had 25 Turnovers: 27 vs Rice (11/05/19)
 Had 30 Turnovers: 30 vs. Louisiana-Monroe (12/31/04)

• FOULS •

Committed 10-14 Fouls: 15 at Miss State (01/22/20)
 Committed 15-19 Fouls: 19 at Alabama (02/01/20)
 Committed 20-29 Fouls: 22 vs Auburn (02/04/20)
 Committed 30-44 Fouls: 33 vs South Carolina (01/29/20)
 Committed 45 Fouls: 36 vs. Centenary (12/04/82)

LAST TIME AN OPPONENT LOWS

• SCORING •

Held to 30-39 Points: 33 vs. Vanderbilt (01/12/13)
 Held to 40-45 Points: 43 vs North Texas (11/12/19)
 Held to 46-49 Points: 46 vs Montana (11/16/19)
 Held to 50-55 Points: 51 vs Texas Southern (11/19/19)
 Held to 56-59 Points: 55 vs Vanderbilt (01/15/20)
 Held to 19 Points or Less in a Half: 18 vs Montana (11/16/19)

• FIELD GOAL PERCENTAGE •

Held to 21% or Worse FG: 20.97 (13-62) vs. Jackson State (11/22/02)
 Held to 20-29% FG: 28.6 (16-56) vs Rice (11/05/19)
 Held to 30-35% FG: 34.5 (19-55) vs Texas Southern (11/19/19)

• 3-POINTERS •

Did not Make a 3-pointer: 0 (0-10) by Mississippi State (02/07/15)
 Held to 1-4 3-PT FG Made: 3 (3-13) at Ole Miss (01/11/20)
 Held to 5-9 3-PT FG Made: 8 (8-31) at Alabama (02/01/20)

• 3-POINT PERCENTAGE •

Shot 10% or Worse 3PT FG: 8.0 (2-25) vs Rice (11/05/19)
 Shot 11-19% 3PT FG: 18.2 (2-11) at Georgia Tech (11/25/19)

• FREE THROWS •

Made 1-5 Free Throws: 3 (3-7) vs. Oral Roberts (12/19/17)
 Made 6-9 Free Throws: 7 (7-11) vs Valpo (12/21/19)

• FREE THROW ATTEMPTS •

Attempted Single Digit Free Throws: 7 (3-7) vs. Oral Roberts (12/19/17)

• FREE THROW PERCENTAGE •

Shot 40-49% FT: 47.4 (9-19) vs. Auburn (02/17/16)
 Shot Below 40% FT: 38.1 (8-21) vs. Texas State (12/22/18)

• REBOUNDING •

Had 19 or Fewer Rebounds: 19 vs. Missouri-Kansas City (12/02/06)
 Had 20-25 Rebounds: 25 at Texas Tech (01/26/19)

• ASSISTS •

Held to Single Digit Assists: 6 at Ole Miss (01/11/20)

• STEALS •

Had No Steals: 0 vs Vanderbilt (01/15/20)
 Had 1 Steal: 1 at Florida (01/17/18)
 Had 2-5 Steals: 3 vs Auburn (02/04/20)

• BLOCKED SHOTS •

Had No Blocked Shots: 0 vs Austin Peay (12/03/19)

• FEWEST TURNOVERS •

Had Single Digit Turnovers: 9 at Providence (03/19/19)

• FOULS •

Had Single Digit Fouls: 8 at Michigan (12/08/12)

RAZORBACK SPEED CHART



JEANTAL CYLLA

0 F • Gr.Sr. • 6-7 • 215
Lake Worth, Fla.



Played 2 yrs at FAU and 1 at UNCW ... B.A. in Communication Studies from UNCW in May '19 ... Pursuing M.Ed. in Adult & Lifelong Learning ... Member of Haitian National Team ... 3 career double-doubles ... Scored his 1,000th career point vs South Dakota ... Got 1st start with Arkansas vs Northern Kentucky ... 5 rebounds at Ole Miss ... 5 pts, 2 rebs, 1 assist at Miss State ... 4 rebounds and blocked shot vs TCU

| Year | GP | GS | Min | Avg | FG | FGA | Pct | 3FG | 3FGA | Pct | FT | FTA | Pct | Off | Def | Tot | Avg | PF | FO | Ast | TO | Blk | Stl | Pts | Avg |
|---------|-----|----|------|------|-----|-----|------|-----|------|------|-----|-----|------|-----|-----|-----|-----|-----|----|-----|-----|-----|-----|------|-----|
| 2019-20 | 19 | 1 | 155 | 8.2 | 9 | 31 | .290 | 2 | 12 | .167 | 2 | 6 | .333 | 6 | 26 | 32 | 1.7 | 19 | 0 | 2 | 11 | 4 | 2 | 22 | 1.2 |
| CAREER | 115 | 87 | 2615 | 22.7 | 345 | 864 | .399 | 102 | 333 | .306 | 214 | 276 | .775 | 107 | 288 | 395 | 3.4 | 248 | 6 | 49 | 130 | 46 | 49 | 1006 | 8.7 |

CAREER HIGHS

PTS: 25 at UTEP (01/12/16)
REB: 10 (2x) last at Mercer (12/21/18)
AST: 3 vs UNC Greensboro (11/13/18)
STL: 4 vs Webber (12/21/16)
BLK: 2 (6x) last vs JMU (02/02/19)



ISAIAH JOE

1 G • So. • 6-5 • 180
Fort Smith, Ark.

1 of 10 Finalist for Jerry West Shooting Guard of the Year & Preseason 2nd Team All-SEC ... Made at least one 3 in 51 of 54 career gms (career-long streak of 34 gms) ... 185 career 3's is 7th on Arkansas' career top 10 ... SEC Player of the Week: 24 pts at Indiana ... 34 at Ole Miss (26 in 2nd half 8-of-10 FG) w/ 2 game-winning steals ... 33 points and five steals vs TX SOU ... Career-high 6 steals at GT ... Team-best 10 charges this season & had team-best 27 last year.

| Year | GP | GS | Min | Avg | FG | FGA | Pct | 3FG | 3FGA | Pct | FT | FTA | Pct | Off | Def | Tot | Avg | PF | FO | Ast | TO | Blk | Stl | Pts | Avg |
|---------|----|----|------|------|-----|-----|------|-----|------|------|-----|-----|------|-----|-----|-----|-----|----|----|-----|----|-----|-----|-----|------|
| 2019-20 | 20 | 19 | 718 | 35.9 | 100 | 278 | .360 | 72 | 212 | .340 | 47 | 57 | .825 | 13 | 73 | 86 | 4.3 | 32 | 0 | 38 | 35 | 6 | 30 | 319 | 16.0 |
| CAREER | 54 | 53 | 1742 | 32.3 | 248 | 636 | .390 | 185 | 485 | .381 | 109 | 137 | .784 | 34 | 146 | 180 | 3.3 | 96 | 0 | 96 | 77 | 11 | 81 | 790 | 14.6 |

CAREER HIGHS

PTS: 34 (2x) last at Ole Miss (01/11/20)
REB: 9 at Georgia Tech (11/25/19)
AST: 7 vs Rice (11/05/19)
STL: 6 (2x) last at Ga Tech (11/25/19)
BLK: 2 (2x) last at Ole Miss (01/11/20)



ADRIO BAILEY

2 F • Sr. • 6-6 • 222
Clarence, La.

2019 SEC Community Service Team ... On the SEC Men's Basketball Leadership Council & member of Arkansas SAAC ... 5th in SEC in BLKS (1.64) ... Had SEC career highs in pts (11) and rebs (7) vs Auburn ... Leads team w/ 103 deflections, including 9 vs Valpo & Auburn; 2 gms w/ 8 ... Five blocks vs Valpo including one to secure win w/ 36 seconds left ... Posted 1st career double-double w/ 12 pts & career-high 11 rebs vs Montana.

| Year | GP | GS | Min | Avg | FG | FGA | Pct | 3FG | 3FGA | Pct | FT | FTA | Pct | Off | Def | Tot | Avg | PF | FO | Ast | TO | Blk | Stl | Pts | Avg |
|---------|-----|----|------|------|-----|-----|------|-----|------|------|----|-----|------|-----|-----|-----|-----|-----|----|-----|----|-----|-----|-----|-----|
| 2019-20 | 20 | 19 | 718 | 23.5 | 53 | 108 | .491 | 7 | 19 | .368 | 25 | 49 | .510 | 26 | 76 | 102 | 4.6 | 66 | 1 | 15 | 26 | 36 | 29 | 138 | 6.9 |
| CAREER | 114 | 65 | 1790 | 15.7 | 204 | 416 | .490 | 9 | 31 | .290 | 87 | 158 | .551 | 95 | 222 | 317 | 2.8 | 243 | 4 | 64 | 82 | 91 | 83 | 504 | 4.4 |

CAREER HIGHS

PTS: 20 vs UC Davis (11/12/18)
REB: 11 vs Montana (11/16/19)
AST: 3 (4x) last at Ga Tech (11/25/19)
STL: 4 vs North Texas (11/25/19)
BLK: 5 (3x) last vs Valpo (12/21/19)



DESI SILLS

3 G • So. • 6-1 • 196
Jonesboro, Ark.

Did not have enough attempts to qualify for NCAA/SEC but led the team in 3PT% (.460) last season ... 14 pts (4-6 3PT) with career-high 4 steals vs Auburn ... Had 3 steals at Bama ... Was 3-of-3 from 3-pt range and 7-of-8 FG overall in scoring 18 pts vs TCU ... Had 17 pts vs NKU and career-high 20 at WKU ... Pulled down career-high seven rebs vs Vanderbilt ... Had six rebs vs North Texas and five boards vs both Valpo and Indiana.

| Year | GP | GS | Min | Avg | FG | FGA | Pct | 3FG | 3FGA | Pct | FT | FTA | Pct | Off | Def | Tot | Avg | PF | FO | Ast | TO | Blk | Stl | Pts | Avg |
|---------|----|----|------|------|-----|-----|------|-----|------|------|----|-----|------|-----|-----|-----|-----|-----|----|-----|----|-----|-----|-----|-----|
| 2019-20 | 22 | 20 | 678 | 30.8 | 77 | 184 | .418 | 24 | 91 | .264 | 36 | 55 | .655 | 10 | 52 | 62 | 2.8 | 67 | 3 | 29 | 32 | 4 | 28 | 214 | 9.7 |
| CAREER | 56 | 28 | 1254 | 22.4 | 132 | 309 | .427 | 53 | 154 | .344 | 76 | 112 | .679 | 22 | 83 | 105 | 1.9 | 135 | 5 | 87 | 85 | 4 | 49 | 393 | 7.0 |

CAREER HIGHS

PTS: 20 at Western Kentucky (12/07/19)
REB: 7 vs Vanderbilt (01/15/20)
AST: 6 vs FIU (12/01/18)
STL: 4 vs Auburn (02/04/20)
BLK: 1 (2x) last vs Northern Ky (11/25/19)



JALEN HARRIS

5 G • Jr. • 6-2 • 172
Wilson, N.C.

2 career double-doubles ... Has five games with double-digit assists and 21 with at least 5 ... 29 games as Razorback with 1 or fewer TO (16 with zero) ... Had zero turnovers in 5 SEC games in 2020 ... Scored 11 in win at Bama, including a key 5-0 run ... Tied career-high with 4 steals vs Montana ... Led team in assists 6x this season ... Has made 12 treys this season (30%) after making just 8 all of last year (11.6%).

| Year | GP | GS | Min | Avg | FG | FGA | Pct | 3FG | 3FGA | Pct | FT | FTA | Pct | Off | Def | Tot | Avg | PF | FO | Ast | TO | Blk | Stl | Pts | Avg |
|---------|----|----|------|------|-----|-----|------|-----|------|------|-----|-----|------|-----|-----|-----|-----|-----|----|-----|-----|-----|-----|-----|-----|
| 2019-20 | 22 | 21 | 517 | 24.4 | 31 | 81 | .383 | 12 | 45 | .267 | 30 | 40 | .750 | 9 | 45 | 54 | 2.5 | 58 | 1 | 55 | 28 | 6 | 20 | 104 | 4.7 |
| CAREER | 87 | 54 | 2222 | 25.5 | 163 | 437 | .373 | 27 | 141 | .191 | 150 | 210 | .714 | 29 | 179 | 208 | 2.4 | 197 | 2 | 316 | 134 | 15 | 83 | 503 | 5.8 |

CAREER HIGHS

PTS: 17 at South Carolina (02/09/19)
REB: 9 vs Nevada (01/07/17)
AST: 12 at Colorado State (12/05/18)
STL: 4 (2x) last vs Montana (11/16/19)
BLK: 2 vs Georgia (01/29/19)



TY STEVENS

12 G • Jr. • 6-2 • 180
Republic, Mo.

STEVENS' CAREER HIGHS

PTS: 3 at Vanderbilt (03/06/19)
REB: --
AST: --
STL: --
BLK: --



EMEKE OBUKWELU

13 F • Jr. • 6-8 • 222
Plano, Texas

OBUKWELU'S CAREER HIGHS

PTS: 43 vs Rhodes (12/03/17)
REB: 20 vs Rhodes (12/03/17)
AST: 4 at Rust (01/19/17)
STL: 2 (2x) last at Louisiana Col (02/17/18)
BLK: 4 vs Belhaven (01/13/18)



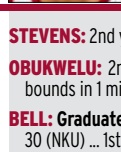
JAMARIO BELL

14 F • Sr. • 6-5 • 250
Junction City, Ark.



BELL'S CAREER HIGHS

PTS: --
REB: 1 vs Vanderbilt (01/15/20)
AST: --
STL: --
BLK: 1 Tulsa (12/14/19)



MASON JONES

15 G • Jr. • 6-5 • 200
Desoto, Texas

SEC PLAYER OF THE YEAR CANDIDATE ... LEADS SEC IN SCORING (20.7 PPG) ... 7 career 30-pt gms (41 vs Tulsa • 40 vs AUB • 34 vs USC • 32 vs Rice • 30 at Bama • 30 vs Fla • vs Miss State) ... Led team in scoring 23x in career ... Leads team in pts, reb, assists & steals ... 5+ rebs 18x this yr ... 3x SEC Player of the Week: 32 pts, vs Rice • 41 pts vs Tulsa • Back-to-back 30-pt gms vs USC and at Bama ... Two career double-doubles ... Career-high 12 rebs vs USC

| Year | GP | GS | Min | Avg | FG | FGA | Pct | 3FG | 3FGA | Pct | FT | FTA | Pct | Off | Def | Tot | Avg | PF | FO | Ast | TO | Blk | Stl | Pts | Avg |
|---------|----|----|------|------|-----|-----|------|-----|------|------|-----|-----|------|-----|-----|-----|-----|-----|----|-----|-----|-----|-----|-----|------|
| 2019-20 | 21 | 21 | 707 | 33.7 | 126 | 282 | .447 | 46 | 132 | .348 | 137 | 167 | .820 | 19 | 111 | 130 | 6.2 | 64 | 2 | 74 | 71 | 5 | 38 | 435 | 20.7 |
| CAREER | 55 | 47 | 1703 | 31.0 | 262 | 619 | .423 | 122 | 340 | .359 | 252 | 310 | .813 | 37 | 225 | 262 | 4.8 | 141 | 4 | 170 | 132 | 10 | 69 | 898 | 16.3 |

CAREER HIGHS

PTS: 41 vs Tulsa (12/14/19)
REB: 12 vs South Carolina (01/28/20)
AST: 9 at Ole Miss (01/11/20)
STL: 5 (2x) last at Ga Tech (11/25/19)
BLK: 2 (7x) last vs TX Southern (11/19/19)



ETHAN HENDERSON

24 F • So. • 6-8 • 210
Little Rock, Ark.

Threw down a dunk and blocked a shot in season opener vs Rice ... Had a put-back, two rebounds and a blocked shot vs Texas Southern ... Provided big spark in 9-0 run versus Austin Peay with a dunk, three rebounds (finished with four boards) and 3 blocked shots.

| Year | GP | GS | Min | Avg | FG | FGA | Pct | 3FG | 3FGA | Pct | FT | FTA | Pct | Off | Def | Tot | Avg | PF | FO | Ast | TO | Blk | Stl | Pts | Avg |
|---------|----|----|-----|-----|----|-----|------|-----|------|------|----|-----|------|-----|-----|-----|-----|----|----|-----|----|-----|-----|-----|-----|
| 2019-20 | 10 | 0 | 42 | 4.2 | 3 | 5 | .600 | 0 | 0 | .000 | 0 | 1 | .000 | 4 | 9 | 13 | 1.3 | 9 | 0 | 1 | 2 | 5 | 1 | 6 | 0.6 |
| CAREER | 22 | 0 | 93 | 4.2 | 8 | 15 | .533 | 0 | 0 | .000 | 1 | 4 | .250 | 7 | 18 | 25 | 1.1 | 15 | 0 | 2 | 5 | 7 | 4 | 17 | 0.8 |

CAREER HIGHS

PTS: 6 at Providence (03/19/19)
REB: 5 at Providence (03/19/19)
AST: 1 UT Arlington (11/23/18)
STL: 2 at Tennessee (01/15/19)
BLK: 3 vs Austin Peay (12/03/19)



JIMMY WHITT JR.

33 G • Gr.Sr. • 6-3 • 175
Columbia, Mo.



Played at Arkansas as FR, transferred to SMU ... B.S. in Sport Management from SMU in May '19 ... Pursuing M.Ed. in Adult & Lifelong Learning ... 2nd in SEC in FG Made (135), 4th in FG% (.513), 2nd in minutes (36:49) & 11th in ppg (14.7) ... Career-high 30 pts vs Vandy (14-24) w/ team-best 8 rebs & 2 blks ... 7 career Double-Doubles w/ 1 Triple-Double ... 2 Double-Doubles this yr: TX SOU (17 & 11) & WKU (17 & 12).

| Year | GP | GS | Min | Avg | FG | FGA | Pct | 3FG | 3FGA | Pct | FT | FTA | Pct | Off | Def | Tot | Avg | PF | FO | Ast | TO | Blk | Stl | Pts | Avg |
|---------|-----|----|------|------|-----|------|------|-----|------|------|-----|-----|------|-----|-----|-----|-----|-----|----|-----|-----|-----|-----|------|------|
| 2019-20 | 22 | 22 | 809 | 36.8 | 135 | 263 | .513 | 0 | 1 | .000 | 54 | 76 | .711 | 29 | 81 | 110 | 5.0 | 50 | 1 | 39 | 30 | 12 | 31 | 324 | 14.7 |
| CAREER | 117 | 95 | 3510 | 30.0 | 512 | 1076 | .476 | 16 | 66 | .242 | 194 | 259 | .649 | 152 | 375 | 527 | 4.5 | 263 | 3 | 307 | 159 | 47 | 154 | 1234 | 10.5 |

CAREER HIGHS

PTS: 30 vs Vanderbilt (01/15/20)
REB: 13 (2x) last vs Bradley (11/20/18)
AST: 10 vs McNeese State (11/29/18)
STL: 5 (3x) last vs Memphis (02/14/18)
BLK: 3 (2x) last at Memphis (01/19/19)



REGGIE CHANEY

35 F • So. • 6-8 • 222
Tulsa, Okla.

Tied career-high w/14 pts vs Vandy (6-6 FG, 2-2 FT) ... Tied career-high w/11 rebs at Alabama (5 offensive boards) ... Has made his last 24 of last 31 FG ... Tied career-high w/ four steals in his season debut (TX SOU) ... Had career highs in rebounds (11) and assists (5) vs Northern Ky ... Led team with 7 rebounds vs Tulsa ... Had 3 rejections vs South Dakota and at WKU ... Has 8 career games with at least 3 rejections.

| Year | GP | GS | Min | Avg | FG | FGA | Pct | 3FG | 3FGA | Pct | FT | FTA | Pct | Off | Def | Tot | Avg | PF | FO | Ast | TO | Blk | Stl | Pts | Avg |
|---------|----|----|-----|------|-----|-----|------|-----|------|------|----|-----|------|-----|-----|-----|-----|-----|----|-----|----|-----|-----|-----|-----|
| 2019-20 | 19 | 4 | 303 | 15.9 | 35 | 48 | .729 | 0 | 0 | .000 | 11 | 21 | .524 | 25 | 46 | 71 | 3.7 | 50 | 2 | 16 | 22 | 13 | 14 | 81 | 4.3 |
| CAREER | 53 | 6 | 858 | 16.2 | 118 | 198 | .596 | 0 | 0 | .000 | 28 | 54 | .519 | 65 | 124 | 189 | 3.6 | 132 | 4 | 41 | 68 | 59 | 35 | 264 | 5.0 |

CAREER HIGHS

PTS: 14 (2x) last vs Vanderbilt (01/15/20)
REB: 11 (2x) last at Alabama (02/01/20)
AST: 5 vs Northern Kentucky (11/30/19)
STL: 4 (3x) last vs TX Southern (11/19/19)
BLK: 7 at Providence (03/19/19)



ERIC MUSSELMAN

University of Arkansas Head Coach
San Diego, 1987
As Arkansas Head Coach: 16-6 (1st yr)
As Collegiate Head Coach: 126-40 (5th yr)
As Pro Head Coach: 503-291 (14 seasons)

In 18 seasons as a head coach, finished 1st in his conf./division 13 times ... In 14 seasons as a pro head coach, led league in wins 7x (2nd-most wins 3x) ... In 4 years in college, won 3 conf. titles, played in 3 NCAA tournaments and won CBI championship ... Only needed 130 games as collegiate head coach to record 100 wins ... First coach in pro basketball history to win 100 games by the age of 28 ... In seven years as head coach in CBA, a league-best 24 of his players were called up to the NBA and he coached five All-Star games.

