

## • HOW TO FOLLOW •



### SEC NETWORK

Kevin Fitzgerald (PxP)  
Joe Kleine (Analyst)



### RAZORBACK SPORTS NETWORK

Chuck Barrett (PxP)  
Matt Zimmerman (Analyst)



### SATELLITE RADIO

Sirius: -- • XM: 382  
Online Channel: 972



### LIVE STATS / WATCH SEC NETWORK ONLINE

www.Arkansas.StatBroadcast.com

https://www.espn.com/watch?id=5db2f73-cc1d-43d4-9cc3-758e35dfea5e

## 2019-20 RAZORBACK SCHEDULE/RESULTS

OVERALL: 16-7

SEC: 4-6

H: 11-3 • R: 4-4 • N: 1-0

Home: 2-3 • Road: 2-3

(all times CENTRAL)

Nov. 5	RICE OWLS	FAYETTEVILLE BUD WALTON ARENA	W 91 43
Nov. 12	NORTH TEXAS MEAN GREEN	FAYETTEVILLE BUD WALTON ARENA	W 66 43
Nov. 16	MONTANA + GRIZZLIES	FAYETTEVILLE BUD WALTON ARENA	W 64 46
Nov. 19	TEXAS SOUTHERN + TIGERS	FAYETTEVILLE BUD WALTON ARENA	W 82 51
Nov. 22	SOUTH DAKOTA + COYOTES	FAYETTEVILLE BUD WALTON ARENA	W 77 56
Nov. 25	AT GEORGIA TECH YELLOW JACKETS	ATLANTA, GA. MCANISH PAVILION	WOT 62 61
Nov. 30	NORTHERN KENTUCKY + HORSE	FAYETTEVILLE BUD WALTON ARENA	W 66 60
Dec. 3	AUSTIN PEAY GOVERNORS	FAYETTEVILLE BUD WALTON ARENA	W 69 61
Dec. 7	AT WESTERN KENTUCKY HILLTOPPERS	BOWLING GREEN, KY. E.A. DIDDLE ARENA	OTL 79 86
Dec. 14	TULSA GOLDEN HURRICANE	FAYETTEVILLE BUD WALTON ARENA	W 98 79
Dec. 21	VS VALPARAISO CRUSADERS	NORTH LITTLE ROCK SIMMONS BANK ARENA	W 72 68
Dec. 29	AT INDIANA HOOSIERS	BLOOMINGTON, IND. SIMON SKIDOT ASSEMBLY HALL	W 71 64
Jan. 4	TEXAS A&M * AGGIES	FAYETTEVILLE BUD WALTON ARENA	W 69 59
Jan. 8	AT LSU * TIGERS	BATON ROUGE, LA. MAVARETH ASSEMBLY CENTER	L 77 79
Jan. 11	AT OLE MISS * REBELS	OXFORD, MISS. THE PAVILION	W 76 72
Jan. 15	VANDERBILT * COMMODORES	FAYETTEVILLE BUD WALTON ARENA	W 75 55
Jan. 18	#10/12 KENTUCKY * WILDCATS	FAYETTEVILLE BUD WALTON ARENA	L 66 73
Jan. 22	AT MISSISSIPPI STATE * BULLDOGS	STARKVILLE, MISS. HUMPHREY COLISEUM	L 70 77
Jan. 25	TCU % HORNED FROGS	FAYETTEVILLE BUD WALTON ARENA	W 78 67
Jan. 29	SOUTH CAROLINA * GAMECOCKS	FAYETTEVILLE BUD WALTON ARENA	L 77 79
Feb. 1	AT ALABAMA * CRIMSON TIDE	TUSCALOOSA, ALA. COLEMAN COLISEUM	W 82 78
Feb. 4	#10/11 AUBURN * TIGERS	FAYETTEVILLE BUD WALTON ARENA	OTL 76 79
Feb. 8	AT MISSOURI * TIGERS	COLUMBIA, MO. MIZZOU ARENA	OTL 79 83
Feb. 11	AT TENNESSEE * VOLUNTEERS	KNOXVILLE, TENN. THOMPSON-BOLING ARENA	6:00 PM
Feb. 15	MISSISSIPPI STATE * BULLDOGS	FAYETTEVILLE BUD WALTON ARENA	NOON
Feb. 18	AT FLORIDA * GATORS	GAINESVILLE, FLA. STEPHEN C. O'CONNELL CENTER	6:00 PM
Feb. 22	MISSOURI * TIGERS	FAYETTEVILLE BUD WALTON ARENA	NOON
Feb. 26	TENNESSEE * VOLUNTEERS	FAYETTEVILLE BUD WALTON ARENA	7:30 PM
Feb. 29	AT GEORGIA * BULLDOGS	ATHENS, GA. STEGEMAN COLISEUM	5:00 PM
Mar. 4	LSU * TIGERS	FAYETTEVILLE BUD WALTON ARENA	6:00 PM
Mar. 7	AT TEXAS A&M * AGGIES	COLLEGE STATION, TEXAS REED ARENA	3:30 PM
Mar. 11-15	AT SEC TOURNAMENT	NASHVILLE, TENN. BRIDGESTONE ARENA	

BOLD - Home Game

+ - Collegiate Hoops Roadshow - Razorback Regional

^ - SEC Tournament

\* - SEC Game

% - Big 12/SEC Challenge

Arkansas SID: Mike Cawood • tmcawood@uark.edu • 479-236-2090

www.ArkansasRazorbacks.com

www.CoachMuss.com



@RazorbackMBB  
@EricPMusselman



@RazorbackMBB



/RazorbackMBB



# ARKANSAS RAZORBACKS

FEBRUARY 11, 2020 • TUESDAY • 7:00 PM (ET) / 6:00 PM (CT)  
KNOXVILLE, TENN. • THOMPSON-BOLING ARENA (21,678)

## ARKANSAS RAZORBACKS

Overall: 16-7 4-6 SEC

Head Coach: Eric Musselman (San Diego '87)

At Arkansas: 16-7 (1st Yr) • Collegiate HC Record: 126-41 (5th Yr)



## TENNESSEE VOLUNTEERS

Overall: 13-10 5-5 SEC

Head Coach: Rick Barnes (Lenoir-Rhyne '77)

At UT: 101-60 (5th Yr) • Overall: 705-374 (33rd Yr)



### Versus Tennessee

This will be the 43rd meeting between Arkansas and Tennessee with all but four coming since the Razorbacks joined the SEC for the 1991-92 season.

Tennessee has won two straight to take a 21-20 advantage in the series. The Volunteers also lead 12-4 in games played in Knoxville and hold a 19-16 advantage since Arkansas joined the SEC.

### LAST YEAR AT TENNESSEE:

The third-ranked Tennessee Volunteers jumped out to a 20-6 lead and never looked back in a 106-87 victory over Arkansas.

Despite the 19-point victory, the stats for both teams were fairly even across the board with the key difference coming from the free throw line as Tennessee was 35-of-39, compared to 13-of-22 for the Razorbacks.

The Vols would stake a 55-34 lead at halftime while shooting 50 percent from the field and making 20-of-23 at the charity stripe. The Razorbacks only made three fewer field goals than Tennessee (12-to-15) in the first half but were just 6-of-11 at the free throw line.

In the second half, Arkansas did not back down. The Razorbacks outscored the Vols, shot 57 percent from the field and out-rebounded Tennessee (16-13).

Grant Williams led the free throw barrage for Tennessee, going a perfect 14-of-14 and scoring 18 points. Lamonte Turner led Tennessee overall with 21 points off the bench while Jordan Bowden added 19 points off the bench. Admiral Scofield contributed 17 points - all in the second half - while Kyle Alexander had 12.

Isaiah Joe led the Razorbacks with 23 points, making 7-of-13 from 3-point range. Mason Jones finished with 18 points, seven rebounds and six assists. Reggie Chaney (11) and Daniel Gafford (10) each finished in double figures as well.

### Working Overtime; Close Losses

Arkansas has played back-to-back overtime games for the first time since playing three straight in January 2014 - Florida (L), Kentucky (W) and at Georgia (L).

This is the sixth time Arkansas has played four overtime games in a season (1970-71, 1984-85, 1994-95, 2010-11, 2013-14). The record is five in 1985-86 and 2015-16.

Arkansas has three losses in overtime and has **lost its seven games by a combined 32 points - 4.5 avg.**

Arkansas is one of nine teams in the NCAA that has yet to lose a game by double digits. San Diego State (0 losses), Baylor (1 loss by 3 pts), Dayton (2 losses by 8 pts; 4.0 avg), Duke (3 losses by 15 pts; 5.0 avg), Northern Iowa (3 losses by 11 pts 3.7 avg), Kentucky (5 losses by 24 pts; 4.8 avg), Yale (5 losses by 18 pts; 3.6 avg), Wright State (5 losses by 14 pts; 2.8 avg) and Arkansas (7 losses by 32 pts; 4.5 avg).

### Joe Gets National Honor and Surgery on the Same Day

On the same day (Tues - Feb. 4) it was announced that Isaiah Joe was named 1 of 10 finalists for the Jerry West Shooting Guard of the Year, the sophomore underwent successful right knee arthroscopic debridement surgery due to recurring inflammation.

Joe missed the overtime losses to Auburn and Missouri. He is listed as out indefinitely.

Joe originally had inflammation after draining seven 3's and scoring 34 in an 11-point, come-from-behind win at Ole Miss (Jan. 11). He played the next three games, but only scored a combined 30 points as he tweaked it again at Mississippi State. After sitting out versus TCU, Joe returned at Alabama (Feb. 1) but played sparingly and was 0-of-3 from the field.

## VERSUS TENNESSEE:

Arkansas Trails..... 20-21  
Home..... ARK Leads..... 10-4  
Away..... ARK Trails..... 4-12  
Neutral..... ARK Leads..... 6-5  
SEC ONLY..... ARK Trails..... 16-19

12/30/36	W	42-34	N (New Orleans)
12/30/48	W	58-55	N (Memphis)
12/22/60	W	89-76	N (LR)
12/27/63	L	77-57	N (New Orleans)
02/05/92	5/-	L	83-81
02/16/93	13/-	L	101-91
01/29/94	5/-	W	65-64
01/17/95	3/-	W	97-79
02/21/96	L	66-59	A
02/05/97	W	77-54	H
02/14/98	12/-	L	74-71
03/06/98	16/-	W	102-96
02/02/99	23/-	W	69-52
03/01/00	-/11	L	73-66
02/07/01	-/10	W	82-77 (OT)
02/13/02	L	64-53	A
03/07/02	L	68-61	N (Atlanta)
02/12/03	L	70-62	H
02/11/04	L	69-65	A
02/26/05	W	70-68	H
03/10/05	L	65-46	N (Atlanta)
02/25/06	-/10	W	73-69
02/24/07	L	83-72	H
02/13/08	-/4	L	93-71
03/15/08	-/4	W	92-91
02/04/09	L	74-72	H
03/03/10	-/16	L	80-73
01/08/11	W	68-65	H
03/10/11	L	74-68	N
02/15/12	L	71-58	A
02/02/13	W	73-60	H
01/22/14	L	81-74	A
01/13/15	19/-	L	74-69
01/27/15	W	69-64	H
03/13/15	21/-	W	80-72
02/06/16	W	85-67	H
02/27/16	W	75-65	A
01/03/17	W	82-78	A
12/30/17	-/19	W	95-93 (OT)
03/10/18	-13	L	84-66
01/15/19	-/3	L	106-87



Isaiah Joe is 1 of 10 finalists selected for the 2020 Jerry West Shooting Guard of the Year Award.

### FANS CAN VOTE AT:

www.hoophallawards.com





# ERIC MUSSELMAN

## ARKANSAS HEAD COACH

126-41 • 5th year as head collegiate coach  
503-291 • 14 seasons as professional head coach

### COLLEGIATE HEAD COACHING RECORD

Year	Record	Conference	Postseason
2015-16	24-14	10-8 MW (T4th)	CBI Champion
2016-17	28-7	14-4 MW (1st) ^ *	NCAA 1st Round
2017-18	29-8	15-3 MW (1st) ^	NCAA Sweet 16
2018-19	29-5	15-3 MW (1st) ^	NCAA 1st Round
2019-20	16-7	4-6 SEC	
<b>Totals</b>	<b>126-41</b>	<b>58-24</b>	

^ - Regular season champion / \* - Tournament champion

Eric Musselman was named Arkansas' 13th head men's basketball coach on April 7, 2019. He has over 30 years of coaching experience, including four as a head coach at Nevada and 14 as a professional head coach.

In his four years as Nevada head coach, Musselman won at least 24 games each season (24, 28, 29 and 29) to post a 110-34 record and .764 winning percentage - sixth-best among active Division I coaches. Prior to entering the collegiate head coaching ranks, Musselman was a head coach for seven professional teams, including two seasons with the Golden State Warriors (2002-04) and one with the Sacramento Kings (2006-07). He has won over 550 games as a professional head coach with a combined winning percentage of .626 (553-330).

Musselman is married to Danyelle Sargent Musselman who has worked at ESPN, Fox Sports and the NFL Network as a broadcaster. Musselman has two sons Michael and Matthew and the couple has a daughter Mariah.

Musselman's father Bill was also an NBA head coach and they were the first father-son combination to become head coaches in the NBA.

## 2019-20 RAZORBACKS

No.	Name	Pos.	Yr.	Ht.	Wt.	Hometown	High School/Previous School
0	Jeantal Cylla	F	Gr.Sr.	6-7	215	Lake Worth, Fla.	Lake Worth Christian / UNC Wilmington
1	Isaiah Joe	G	So.	6-5	180	Fort Smith, Ark.	Fort Smith Northside HS
2	Adrio Bailey	F	Sr.	6-6	222	Clarence, La.	Lakeview HS
3	Desi Sills	G	So.	6-1	196	Jonesboro, Ark.	Jonesboro HS
5	Jalen Harris	G	Jr.	6-2	172	Wilson, N.C.	Word of God Christian Acad. / New Mexico
12	Ty Stevens	G	Jr.	6-2	187	Republic, Mo.	Republic HS
13	Emeka Obukwelu	F	R-Jr.	6-8	230	Plano, Texas	West Plano HS (UT Tyler)
14	Jamario Bell	F	Gr.Sr.	6-5	250	Junction City, Ark.	Junction City HS
15	Mason Jones	G	Jr.	6-5	207	Desoto, Texas	Triple A Academy / Connors State College
24	Ethan Henderson	F	So.	6-8	210	Little Rock, Ark.	Parkview Magnet HS
33	Jimmy Whitt Jr.	G	Gr.Sr.	6-3	175	Columbia, Mo.	Hickman HS / SMU
35	Reggie Chaney	F	So.	6-8	222	Tulsa, Okla.	Findlay Prep (Henderson, Nev.)
11	JD Notae	G	Jr.	6-2	185	Covington, Ga.	Newton HS / Jacksonville
22	Abayomi (Bay-Bey) Iyiola	F	Jr.	6-9	210	Atlanta, Ga.	Greenforest-McCaleb Christian Acad. / Stetson
23	Connor Vanover	F	So.	7-3	225	Little Rock, Ark.	Findlay Prep (Nev.) / California

<b>Head Coach</b>	Eric Musselman	San Diego, 1987	1st Season at Arkansas
<b>Associate Head Coach</b>	Chris Crutchfield	Nebraska-Omaha, 1992	1st Season at Arkansas
<b>Assistant Coach</b>	Corey Williams	Oklahoma State, 2002	1st Season at Arkansas
<b>Assistant Coach</b>	Clay Moser	Wisconsin-La Crosse, 1987	1st Season at Arkansas
<b>Director of Operations</b>	Anthony Ruta	Arizona State, 2012	1st Season at Arkansas
<b>Special Assistant to Head Coach</b>	Hays Myers	LSU, 2016	1st Season at Arkansas
<b>Video Coordinator</b>	Riley Hall	Arkansas, 2016	4th Season at Arkansas
<b>Director of Recruiting</b>	Michael Musselman	San Diego, 2018	1st Season at Arkansas
<b>Recruiting Coordinator</b>	Patrick Ackerman	Detroit Mercy, 2016	1st Season at Arkansas
<b>Head Athletic Trainer</b>	Mark O'Neal	Arkansas, 1989	1st Season at Arkansas
<b>Head Strength Coach</b>	Dave Richardson	Louisiana-Monroe, 1989	2nd Season at Arkansas
<b>Graduate Assistants</b>	Velton Kennedy (Arkansas, 2017)	Trey Thompson (Arkansas, 2018)	
	Sean Bair (Dickinson College, 2012)	Alec Kobre (Pacific, 2016)	
	Jeremiah Bonus (Dayton, 2017)	Alex Dellett (Arkansas, 2018)	
	Max Pendery (Ohio, 2014)	Bilal Rabbani (Emerson, 2017)	

**Student Assistant:** Khalil Garland

**Managers:** Clay Cunningham • Jacob Leonard • Tyson Hicks • Jack Hutchinson • Ethan Westerman  
Michael Justus • Greg Croll • Luke Loveless • Jarod Summons • Zeb Wilson

## MUSSELMAN FILE

• Hometown: Ashland, Ohio  
• Birth Date: November 19, 1964  
• Wife: Danyelle • Children: Michael, Matthew, Mariah

## RAZORBACK ACTIVE ROSTER

 <b>#2 • Adrio BAILEY</b> Recreation & Sport MGMT	 <b>#14 • Jamario BELL</b> Recreation & Sport MGMT	 <b>#35 • Reggie CHANEY</b> Recreation & Sport MGMT
 <b>#0 • Jeantal CYLLA</b> Adult & Lifelong Learning	 <b>#5 • Jalen HARRIS</b> Communications	 <b>#24 • Ethan HENDERSON</b> Recreation & Sport MGMT
 <b>#1 • Isaiah JOE</b> Recreation & Sport MGMT	 <b>#15 • Mason JONES</b> Communications	 <b>#13 • Emeka OBUKWELU</b> Biology
 <b>#3 • Desi SILLS</b> Recreation & Sport MGMT	 <b>#12 • Ty STEVENS</b> Business Finance	 <b>#33 • Jimmy WHITT Jr.</b> Adult & Lifelong Learning
 <b>CHRIS CRUTCHFIELD</b> Associate Head Coach Nebraska-Omaha '92	 <b>COREY WILLIAMS</b> Assistant Coach Oklahoma State '02	 <b>CLAY MOSER</b> Assistant Coach Wisconsin-La Crosse '87

## PRONUNCIATION GUIDE

2 Adrio Bailey	Á-dree-OH
0 Jeantal Cylla	GENE-tall...SILL-uh
22 Abayomi Iyiola	AB-bah-YUM-ee ... EE-EE-oh-la
11 JD Notae	No-TAY
13 Emeka Obukwelu	Eh-MEHK-uh...O-Boo-Quay-Lu
3 Desi Sills	Dez-ee
Anthony Ruta	ROO-tuh

## ROSTER BY STATE

<b>Arkansas (5)</b>	
14 Jamario Bell	Junction City
24 Ethan Henderson	Little Rock
1 Isaiah Joe	Fort Smith
3 Desi Sills	Jonesboro
24 Connor Vanover	Little Rock
<b>Florida (1)</b>	
0 Jeantal Cylla	Lake Worth
<b>Georgia (2)</b>	
22 Abayomi Iyiola	Atlanta
11 JD Notae	Covington
<b>Louisiana (1)</b>	
2 Adrio Bailey	Clarence
<b>Missouri (2)</b>	
12 Ty Stevens	Republic
33 Jimmy Whitt Jr.	Columbia
<b>North Carolina (1)</b>	
5 Jalen Harris	Wilson
<b>Texas (2)</b>	
15 Mason Jones	Desoto
4 Emeka Obukwelu	Plano
<b>Oklahoma (1)</b>	
35 Reggie Chaney	Tulsa

## ROSTER BY CLASS

<b>Graduate Senior (3)</b>	
0 Jeantal Cylla	Forward
14 Jamario Bell	Forward
33 Jimmy Whitt Jr.	Guard
<b>Senior (1)</b>	
2 Adrio Bailey	Forward
<b>Redshirt Junior (1)</b>	
4 Emeka Obukwelu	Forward
<b>Junior (5)</b>	
5 Jalen Harris	Guard
22 Abayomi Iyiola	Forward
15 Mason Jones	Guard
11 JD Notae	Guard
12 Ty Stevens	Guard
<b>Sophomore (5)</b>	
35 Reggie Chaney	Forward
24 Ethan Henderson	Forward
1 Isaiah Joe	Guard
3 Desi Sills	Guard
24 Connor Vanover	Formwad
<b>Freshmen (0)</b>	
- NONE -	



## MUSSELMAN CAREER HEAD COACHING RECORD

\* - Professional basketball **DOES NOT** count postseason in overall W-L records

**2003 NBA Coach of the Year Runner-Up**  
**2012 NBA D-League Coach of the Year**  
**2016 Bleacher Report Mountain West Coach of the Year**  
**2017 USBWA District VIII Coach of the Year**  
**2018 USBWA District VIII • NABC District 17 • Mountain West Coach of the Year**

COLLEGIATE	5th Season	126-41	7-4 Postseason
Nevada	4 years	110-34	7-4 Postseason
Arkansas	1st year	16-7	--
PROFESSIONAL	14 Seasons	503-291	50-39 Postseason * (553-330)
<b>CBA</b>	<b>7 years</b>	<b>270-122</b>	<b>39-34 Postseason *</b>
Rapid City	5 years	191-89	27-25 Postseason *
Florida	2 years	79-33	12-9 Postseason *
<b>USBL</b>	<b>2 years</b>	<b>53-3</b>	<b>4-0 Postseason *</b>
Florida	2 years	53-3	4-0 Postseason *
<b>NBA</b>	<b>3 years</b>	<b>108-138</b>	<b>--</b>
Golden State	2 years	75-89	--
Sacramento	1 year	33-49	--
<b>D-League</b>	<b>2 years</b>	<b>72-28</b>	<b>7-5 Postseason *</b>
Reno	1 year	34-16	2-3 Postseason *
Los Angeles	1 year	28-12	5-2 Postseason *
INTERNATIONAL	3 Years	24-14	--
Dominican	1 years	5-1	--
Venezuelan	2 years	19-13	--

## MUSSELMAN AS HEAD COACH BY YEAR

Year	Team	League	Record	Note for the Season	Reg. Season Div./Conf. Finish	Postseason
1989-90	Rapid City	CBA	42-14	<b>MOST WINS IN CBA</b>	1st National Conf.	Finals (8-8)
1991-92	Rapid City	CBA	37-19	<b>2nd-most wins in CBA</b>	1st National Conf.	Finals (9-7)
1992-93	Rapid City	CBA	44-12	<b>MOST WINS IN CBA</b>	1st National Conf.	Conf. Finals (5-3)
1993-94	Rapid City	CBA	37-19	<b>MOST WINS IN CBA</b>	1st National Conf.	Conf. Finals (5-5)
1994-95	Rapid City	CBA	31-25	6th-most wins in CBA	5th National Conf.	Conf. 1st Rd (0-2)
1995-96	Florida	CBA	41-15	<b>MOST WINS IN CBA</b>	1st National Conf.	Conf. Finals (5-3)
1996-97	Florida	CBA	38-18	<b>2nd-most wins in CBA</b>	1st American Conf.	Finals (7-6)
1995	Florida	USBL	25-2	<b>MOST WINS IN USBL</b>	1st Overall	Champion (1-0)
1996	Florida	USBL	28-1	<b>MOST WINS IN USBL</b>	1st Southern Div.	Champion (3-0)
2002-03	Golden State	NBA	38-44	6th Pacific Division	11th Western Conf.	--
2003-04	Golden State	NBA	37-45	14th Pacific Division	11th Western Conf.	--
2006-07	Sacramento	NBA	33-49	5th Pacific Division	11th Western Conf.	--
2010-11	Reno	D-League	34-16	<b>2nd-most wins in NBADL</b>	1st Western Conf.	Semifinals (2-3)
2011-12	Los Angeles	D-League	38-12	<b>MOST WINS IN NBADL</b>	1st Western Conf.	Finals (5-2)
2015-16	Nevada	NCAA	24-14	T49th - Most wins NCAA	T4th Mountain West	CBI Champion (5-1)
2016-17	Nevada	NCAA	28-7	T16th - Most wins NCAA	1st Mountain West	NCAA 1st Rd (0-1)
2017-18	Nevada	NCAA	29-8	T11th - Most wins NCAA	1st Mountain West	NCAA Sweet 16 (2-1)
2018-19	Nevada	NCAA	29-5	T15th - Most wins NCAA	1st Mountain West	NCAA 1st Rd (0-1)
2019-20	Arkansas	NCAA	16-7	--	--	--
2010	Dominican Team		5-1	Silver Medal Centrobasket Championship		
2011	Venezuelan Team		12-9	5th FIBA Americas Championship		
2012	Venezuelan Team		7-4	Silver Medal FIBA South American Championship		

## MUSSELMAN COACHING JOBS BY YEAR

1989-90	Head Coach	Rapid City Thrillers	CBA	2004-05	Asst. Coach	Memphis Grizzlies	NBA
1990-91	Asst. Coach	Minnesota Timberwolves	NBA	2005-06	Asst. Coach	Memphis Grizzlies	NBA
1991-92	Head Coach	Rapid City Thrillers	CBA	2006-07	Head Coach	Sacramento Kings	NBA
1992-93	Head Coach	Rapid City Thrillers	CBA	2007-10	DID NOT COACH		
1993-94	Head Coach	Rapid City Thrillers	CBA	2010-11	Head Coach	Reno Bighorns	NBADL
1994-95	Head Coach	Rapid City Thrillers	CBA	2011-12	Head Coach	Los Angeles Defenders	NBADL
Spring '95	Head Coach	Florida Sharks	USBL	2012-13	Asst. Coach	Arizona State Sun Devils	NCAA
1995-96	Head Coach	Florida Beachdogs	CBA	2013-14	Assoc HC	Arizona State Sun Devils	NCAA
Spring '96	Head Coach	Florida Sharks	USBL	2014-15	Assoc. HC	LSU Tigers	NCAA
1996-97	Head Coach	Florida Beachdogs	CBA	2015-16	Head Coach	Nevada Wolf Pack	NCAA
1998-99	Asst. Coach	Orlando Magic	NBA	2016-17	Head Coach	Nevada Wolf Pack	NCAA
1999-00	Asst. Coach	Orlando Magic	NBA	2017-18	Head Coach	Nevada Wolf Pack	NCAA
2000-01	Asst. Coach	Atlanta Hawks	NBA	2018-19	Head Coach	Nevada Wolf Pack	NCAA
2001-02	Asst. Coach	Atlanta Hawks	NBA	2019-20	Head Coach	Arkansas Razorbacks	NCAA
2002-03	Head Coach	Golden State Warriors	NBA				
2003-04	Head Coach	Golden State Warriors	NBA				

- Joe is one of four SEC players – Anthony Edwards (Georgia), Tyrese Maxey (Kentucky) and Skylar Mays (LSU) – to make the 10-person finalist for the Jerry West Award given by the Naismith Memorial Basketball Hall of Fame.
- Among active NCAA Division I players, Joe ranks third by making 3.43 3-pointers per game for his career. This season, the Fort Smith native ranks fourth in the NCAA in 3-pointers made per game (3.60) and, prior to the surgery, ranked 12th nationally in total 3's made (72). **Despite missing three games, Joe still leads the SEC in 3-pointers made (72)** while ranking second in the league in 3-point field goal percentage (.340).
- The sophomore has made 185 3-pointers in just 54 career games and already ranks seventh on the school's all-time list. He tied an SEC freshman record and made the 4th-most triples by a freshman in NCAA history last year with 113 made.

## MASONRY: Building an Impressive Resume; Coming off Career Games

- Mason Jones **LEADS THE SEC IN SCORING** (20.5 ppg). Arkansas has never had a player lead the SEC in scoring at season's end. Mason Jones not only leads the SEC and ranks 18th in the NCAA in scoring, **AMONG PLAYERS FROM THE NCAA TOP-6 RPI CONFERENCES**, Jones ranks 4th in scoring.
- Mason Jones is **THE ONLY PLAYER IN THE SEC** to lead his team in scoring, rebounds, assists and steals.
- For that matter, Mason Jones is **THE ONLY PLAYER IN THE SEC** to lead his team in rebounding and assists.
- Mason Jones is **THE ONLY PLAYER IN THE SEC** to rank among the top 20 in:
  - Scoring (1st; 20.5 ppg) and Rebounds (17th; 6.1 rpg) while ranking among the top 11 in steals (6th; 1.77 avg) and assists (11th; 3.4 avg) as well as ranking 11th in FG% (43.6%), 8th in FT% (81.8%), 8th in 3PT FG made (2.09) and 6th in defensive rebounds (5.27 avg).
- Mason Jones is **ONE OF TWO PLAYERS IN THE NCAA** to average at least 15.0 ppg - 6.0 rpg - 3.0 assist/gm - 1.5 steal/gm:
  - Mason Jones (Arkansas) 20.5 ppg - 6.1 rpg - 3.4 apg - 1.7 spg
  - Desmond Bane (TCU) 16.4 ppg - 6.2 rpg - 3.5 apg - 1.6 spg
- Mason Jones is **ONE OF THREE SEC PLAYERS IN THE LAST 30 YEARS** to have multiple 40-point games. Jodie Meeks (UK - 3), Mason Jones (ARK - 2) and Shaquille O'Neal (LSU - 2)
- JONES ONLY NEEDS 85 POINTS FOR 1,000 IN HIS CAREER.**
- Jones has pulled down at least five rebounds in 19 of his 22 games played this season.
- Jones scored at least 20 points in five straight games. The last player to score 20-plus in five straight games was Daryl Macon, who did it seven times in 2019.

## HOGS #1 IN NCAA IN DEFENDING 3;

## How Hogs Off-Set Rebounding Numbers

- The Razorbacks have held opponents to shooting 29 percent or worse from 3-point range 17 times. Most recently, Arkansas held Texas A&M to 28.6%, LSU to 26.7%, Ole Miss to 23.1%, Vandy to 25%, **the SEC's 3-pt percentage leader Alabama to 25.8%**, Auburn to 25.8% and Missouri to 18.3%.
- Arkansas' 24.6% 3-point defense ranks 1st NCAA / 1st SEC**
- Arkansas has only committed 101 turnovers in SEC games (or 10.1/gm - **fewest in SEC play**) while forcing 155 (or 15.5 - **most in SEC play**). Arkansas has committed single-digit turnovers six times this year (8 vs South Dakota, 8 vs Tulsa, 9 versus Texas A&M, 7 at LSU, 7 vs Vandy and 7 at Mississippi State).
- Arkansas' +5.2 turnover margin ranks 6th NCAA / 1st SEC**
- Arkansas has **SEC-best** 81 steals (8.1 avg) in SEC games, including 14 vs Auburn. Arkansas has double-digit steals seven other times this year - 14 vs Rice, 13 vs Texas Southern, 11 vs North Texas, 11 vs Montana, 15 at Georgia Tech, 12 vs Tulsa and 11 at Alabama.
- Arkansas' 8.7 steals per game ranks 20th NCAA / 1st SEC**
- Arkansas' 201 total steals rank 27th NCAA / 1st SEC**
- The Razorbacks have forced at least 15 turnovers 17 times this season, including a season-high 27 in the season opener versus Rice. Arkansas forced Auburn into 18 turnovers; Texas A&M, Alabama and Missouri into 17 turnovers; while Ole Miss, Vanderbilt, Kentucky and South Carolina each had 16. TCU had 19.
- The 17.13 turnovers forced ranks 16th NCAA / 1st SEC.**
- Arkansas only committed 10 turnovers at Alabama as well as versus Auburn. Overall the Hogs have committed 10 or less turnovers 11 times this season.
- The 12.0 turnovers committed ranks 59th-fewest in the NCAA / 2nd SEC**
- The 275 turnovers committed ranks 49th-fewest NCAA / 2nd SEC.**

## Taking Care of the Ball in SEC Play

- Since SEC play began, Arkansas has valued the ball better than the non-conference season. In league play, the Hogs have 107 assists, a league-high 81 steals, a league-low 101 turnovers and a league-high 155 turnovers forced.
- In SEC play, four teams have an assist-to-turnover ratio of 1.1, including South Carolina, **ARKANSAS**, LSU and Tennessee.
- In SEC play, **ARKANSAS** has a league-low 101 turnovers (10.1/gm) while forcing the most turnovers (15.5/gm).
- In SEC play, **ARKANSAS LEADS THE LEAGUE** in turnover margin (+5.5). The next closest is South Carolina at +1.1.

## Nothing But NET

- Arkansas is 1-of-4 SEC teams and 1-of-10 teams nationally who have played two or fewer games against teams ranked above 200 in the NET.
- Other SEC teams include Mississippi State, Alabama and Florida.
- Others include West Virginia, Cal, Duke, Georgia Tech, Minnesota and Oregon.
- West Virginia has played only one game versus a team with a 200-plus NET ranking.

• MISCELLANEOUS STATS •

**DOUBLE-FIGURE SCORING GAMES**

Player	15-16	16-17	17-18	18-19	19-20	Career
Whitt Jr.	9	NA	16	19	18	62
Cylla	14	11	NA	22	-	47
Joe	NA	NA	NA	28	16	44
Jones	NA	NA	NA	22	19	42
Harris	NA	2	NA	11	2	15
Sills	NA	NA	NA	5	10	15
Bailey	NA	1	3	5	4	13
Chaney	NA	NA	NA	6	2	8

**20+ POINT SCORING GAMES**

Player	15-16	16-17	17-18	18-19	19-20	Career
Jones	NA	NA	NA	7	10	17
Whitt Jr.	1	NA	1	6	7	13
Joe	NA	NA	NA	5	5	10
Cylla	3	0	--	7	-	10
Bailey	NA	0	0	1	-	1
Sills	NA	NA	NA	0	1	1

**30+ POINT SCORING GAMES**

Player	15-16	16-17	17-18	18-19	19-20	Career
Jones	NA	NA	NA	2	5	7
Joe	NA	NA	NA	1	2	3
Whitt Jr.	0	NA	0	0	1	1

**3+ THREE-POINTERS IN A GAME**

Player	15-16	16-17	17-18	18-19	19-20	Career
Joe	NA	NA	NA	20	14	34
Jones	NA	NA	NA	12	8	21
Sills	NA	NA	NA	4	2	6
Cylla	3	2	NA	3	-	8

**5+ THREE-POINTERS IN A GAME**

Player	15-16	16-17	17-18	18-19	19-20	Career
Joe	NA	NA	NA	8	7	15
Jones	NA	NA	NA	4	2	6
Cylla	1	0	NA	1	-	2

**DOUBLE FIGURE REBOUNDING GAMES**

Player	15-16	16-17	17-18	18-19	19-20	Career
Whitt Jr.	0	NA	2	5	2	9
Cylla	1	1	NA	1	-	3
Bailey	NA	0	0	0	1	1
Jones	NA	NA	NA	1	1	2
Chaney	NA	NA	NA	0	3	3

**DOUBLE FIGURE ASSISTS GAMES**

Player	15-16	16-17	17-18	18-19	19-20	Career
Harris	NA	0	NA	5	-	5

**DOUBLE-DOUBLES**

Player	15-16	16-17	17-18	18-19	19-20	Career
Whitt Jr.	0	NA	0	5	2	7
Cylla	1	1	NA	1	-	3
Jones	NA	NA	NA	1	1	2
Harris	NA	0	NA	2	-	2
Bailey	NA	0	0	0	1	1
Chaney	NA	NA	NA	0	1	1

**TRIPLE-DOUBLES**

Player	15-16	16-17	17-18	18-19	19-20	Career
Whitt Jr.	0	NA	0	1	-	1

**5+ ASSIST GAMES**

Player	15-16	16-17	17-18	18-19	19-20	Career
Harris	NA	1	NA	19	3	23
Whitt Jr.	0	NA	8	11	1	20
Jones	NA	NA	NA	5	4	9
Sills	NA	NA	NA	4	-	4
Joe	NA	NA	NA	2	2	4
Chaney	NA	NA	NA	0	1	1

**3+ STEALS IN A GAME**

Player	15-16	16-17	17-18	18-19	19-20	Career
Whitt Jr.	0	NA	8	7	4	19
Joe	NA	NA	NA	6	4	10
Bailey	NA	0	1	3	5	9
Jones	NA	NA	NA	3	6	9
Harris	NA	2	NA	4	3	9
Chaney	NA	NA	NA	2	1	3
Sills	NA	NA	NA	1	1	2
Cylla	0	1	NA	0	-	1

**3+ BLOCKS IN A GAME**

Player	15-16	16-17	17-18	18-19	19-20	Career
Chaney	NA	NA	NA	5	2	7
Bailey	NA	0	1	2	3	6
Whitt Jr.	0	NA	1	1	-	2
Henderson	NA	NA	NA	0	1	1

**RAZORBACK THAT SCORES FIRST**

Mason Jones	FOR UA: 9 (6-3)	OVERALL: 5 (4-1)
Jimmy Whitt Jr.	FOR UA: 7 (6-1)	OVERALL: 4 (3-1)
Desi Sills	FOR UA: 3 (2-1)	OVERALL: 1 (1-0)
Adrio Bailey	FOR UA: 1 (1-0)	OVERALL: 1 (1-0)
Isaiah Joe	FOR UA: 1 (0-1)	OVERALL: 0 (0-0)
Jalen Harris	FOR UA: 1 (1-0)	OVERALL: 0 (0-0)
Reggis Chaney	FOR UA: 1 (0-1)	OVERALL: 9 (0-0)

**ARKANSAS HAS BEST SCORING TRIO IN SEC**

- Arkansas is the only team in the SEC to feature:
  - ^ **Three players in the league's top 13 for scoring for the season**
  - Mason Jones (1st / 20.5) • Isaiah Joe (8th / 16.0) • Jimmy Whitt Jr. (12th / 14.7)

**Jones Recent Run Has VERY Humble Beginnings**

- Mason Jones **ONLY SCORED ONE POINT IN THE WIN OVER VANDERBILT** ... more on that later.
- FIRST**, prior to Vandy, Jones was just 3-of-12 from the field and finished with 13 points as Arkansas completed an 11-point, come-from-behind win. While he struggled a bit, **Jones dished out a career-high nine assists** and added six rebounds with three steals.
- VERSUS VANDY**, Jones only scored 1 point on a free throw at 5:35 of the second half. He was 0-of-7 from the field and 0-of-5 from 3-pt range. However, he dished out eight assists (2nd-best career total) with seven rebounds.
- SINCE VANDY** (7 gms), Jones is **AVERAGING 25.7 PPG** • 6.1 rebs • 3.0 assists • 1.4 steals
  - ^ Kentucky 19 pts (5-15 FG 1-5 3PT 8-12 FT) 6 rebs
  - ^ at Miss State 20 pts (7-16 FG 2-7 3PT 4-4 FT) 7 rebs
  - ^ TCU 20 pts (4-11 FG 2-4 3PT 10-15 FT) 5 rebs
  - ^ South Carolina 34 pts (9-15 FG 1-6 3PT 15-16 FT) 12 rebs
  - ^ at Alabama 30 pts (10-20 FG 4-7 3PT 6-13 FT) 5 rebs
  - ^ Auburn 40 pts (12-24 FG 5-12 3PT 11-16 FT) 3 rebs
  - ^ at Missouri 17 pts (3-14 FG 0-6 3PT 11-14 FT) 5 rebs

**Free Mason; Nearing School FT Top 10**

- Mason Jones ranks **2ND IN THE NCAA IN FREE THROWS MADE** with 148
- ^ NCAA scoring leader Markus Howard (Marquette) also leads the NCAA in FT made with 160.
- Jones ranks **5TH IN THE NCAA IN FREE THROWS ATT** with 181.
- Jones **ONLY NEEDS TO MAKE SIX MORE FREE THROWS TO ENTER THE SCHOOL'S SINGLE-SEASON TOP 10**

**ARKANSAS SEASON FT MADE TOP 10**

1. Sidney Moncrief, 1979	212
7. Todd Day, 1991	165
8. Joe Kleine, 1984	163
9. Michael Qualls, 2015	158
10. Daryl Macon, 2018	154
-- MASON JONES, 2020	148

**Sills Fills Void**

- In the three games Isaiah Joe has missed, Desi Sills has taken ownership of the "Next Man Up" mantra.
  - ^ 20 gms w/ Isaiah - Sills: 9.1 ppg 66-166 FG (.398) 17-82 3PT FG (.207) 33-49 FT (.673) 30.2 min/gm 1.1 steals/gm
  - ^ 3 gms w/o Isaiah - Sills: 14.7 ppg 15-28 FG (.536) 9-15 3PT FG (.600) 5-9 FT (.556) 35.7 min/gm 2.0 steals/gm
- Sills scored 18 vs TCU 7-8 FG • 3-3 3PT with 2 steals
- Sills scored 14 vs Auburn 4-10 FG • 4-6 3PT with career-high four steals
- Sills scored 12 at Missouri made two of the team's three 3-pointers with four rebounds
- Despite shooting 26.4% from 3-pt for the season, Sills is shooting a team-best 43.5% from deep over the last 7 gms.**

**Bailey Begins to Heat Up**

- After scoring no points with one rebound in six minutes at Alabama, Adrio Bailey has bounced back.
  - ^ Vs Auburn scored 11 points with 7 rebs - both SEC CAREER HIGHS - with 2 steals and blocked shot
  - ^ At Missouri scored 10 points (3-of-3 FG, 1-1 3 PT) with w steals and a blocked shot
- \* Over the last two games, he is 8-of-9 (88.9%) from the field.

**Using His Whitt to Be Master of the Midrange**

- Per @SportsReference (via @HogStats), Jimmy Whitt Jr. (14.7 ppg and 0-of-1 3PT) has been teetering above and below averaging 15.0 ppg. When he gets above the mark, he is **the only Power 5 guard since 1992-93 to average at least 15.0 points per game without making a 3-pointer**. Overall, he is one of just 10 guards regardless of conference affiliation over the span.
- Whitt ranks 3rd in the SEC in field goals made (141) while ranking 5th in the SEC in FG% (.502).
- Whitt ranks 18th in the NCAA among guards in FG% (.502).**
- (@HogStats) In the 3-point era, **Razorback guards have scored 20-plus points in a game without making a 3-pointer nine times. Whitt has accomplished the feat seven times** while Corey Beck and Robert Shepherd each did it once.

**Reggie: Mr. February**

- Reggie Chaney is shooting an incredible 68.3% from the field for the season and 70.6% in league play. W
- In three of his last four games, has posted SEC career-highs in rebounds:
  - ^ 7 rebounds vs South Carolina ... then 11 at Alabama ... then 11 again at Missouri
- Started the last 5 games: 7.6 ppg • 7.2 rpg • 5 blocks • 5 steals
  - ^ Had 11 rebounds twice, including six offensive boards at Mizzou and five at Bama
- Had his **BEST CAREER-GAME** at Missouri ... **Career-high 17 points** (6-of-12 FG & 5-of-7 FT) while **tying his career-high with 11 rebounds** ... Had a career-high six offensive boards ... Played a career-high 36 minutes ... Added two blocks and two steals.
- In the three games of February, Chaney is averaging 9.7 points and 9.3 rebounds with five blocked shots.

**Recapping Non-Conference**

- Now that all the non-conference games are wrapped up, here is a quick review of Arkansas' non-conference season:
  - The NCAA NET has Arkansas' non-conference Strength of Schedule at 12 - tied with LSU for best in the SEC.**
  - WarrenNolan.com had Arkansas' non-conference RPI as #4 and SOS is #14.**
  - ^ Was 3-0 versus Power 5 Conferences (won at Georgia Tech and Indiana; defeated TCU).
  - ^ Arkansas' 12-1 record was second-best in the SEC behind Auburn (13-0).
  - Of the 13 teams Arkansas played, nine are in first of within 1.5 games of first.**
  - ^ North Texas (10-2, 1st); Montana (10-3 - 1st), Austin Peay (10-2, one game out of 1st); Western Kentucky (9-3 - one game out of 1st behind North Texas), Northern Kentucky (10-3 - one game out of 1st) and South Dakota (8-3 - one game out of 1st). Texas Southern (7-3 - one game out of 1st), Tulsa (7-3 - 1.5 games out of 1st).

## Mason Jones is THE TEAM LEADER

• Mason Jones leads the Razorbacks in:

**Scoring (20.5) • Rebounding (6.1) • Assists (75) • Steals (39)**

• Eight times this season, Jones has led the team (or tied for the team lead) in 3 of the 4 categories in the same game.

Jones' game highs include:

^ RICE	Scoring (32)	-	-	Steals (5)
^ NTX	Scoring (16)	Rebounds (6)	Assists (2)	-
^ MONT	Scoring (19)	-	Assists (4)	Steals (4)
^ S DAK	-	Rebounds (7)	-	-
^ @ GaTech	Scoring (24)	-	-	-
^ TULSA	Scoring (41)	-	Assists (4)	Steals (4)
^ vs VALPO	-	Rebounds (9)	Assists (4)	-
^ @ IND	-	-	Assists (6)	-
^ TAM	Scoring (17)	Rebounds (6)	-	Steals (3)
^ LSU	Scoring (24)	-	Assists (4)	Steals (2)
^ @ Ole Miss	-	Rebounds (6)	Assists (9)	Steals (3)
^ Vandy	-	-	Assists (8)	-
^ Kentucky	Scoring (19)	Rebounds (6)	Assists (2)	-
^ @ Miss St	Scoring (20)	Rebounds (7)	Assists (4)	Steals (1)
^ TCU	Scoring (20)	-	-	-
^ USC	Scoring (34)	Rebounds (12)	Assists (4)	Steals (1)
^ @ Bama	Scoring (30)	-	-	-
^ Auburn	Scoring (40)	-	Assists (5)	-
^ @ Mizzou	Scoring (17)	-	-	-

## 20-20

• Prior to this season, Arkansas did not have the same two players score at least 20 points in back-to-back game since Michael Washington and Courtney Fortson accomplished the feat in 2008-09 versus NC Central and Austin Peay.

• This season, Arkansas has done it twice.

^ The first time, Mason Jones and Isaiah Joe teamed up to do it in three straight games (first time that had happened since Corliss Williamson and Scotty Thurman in 1994-95).

^ Mason Jones and Jimmy Whitt have each scored 20 in each of the last two games.

• <b>FIRST:</b>	^ 12/14/19	Tulsa	Joe: 20 / Jones: 41
	^ 12/21/19	Valpo	Joe: 21 / Jones: 20
	^ 12/29/19	at Indiana	Joe: 24 / Jones: 21
• <b>SECOND:</b>	^ 01/22/20	Miss State	Whitt: 20 / Jones: 20
	^ 01/25/20	TCU	Whitt: 20 / Jones: 20

## 30-30-30

• A Razorback has scored at least 30 points eight times this season. That is the most since having 10 in 1972-73 (all 10 that season were by Martin Terry).

^ Mason Jones has five, 30-point games including 41 vs Tulsa • 40 vs Auburn • 34 vs USC • 32 vs Rice • 30 at Bama

^ Isaiah Joe has two, 30-points games including 34 at Ole Miss • 33 vs Texas Southern

^ Jimmy Whitt Jr., scored a career-high 30 points versus Vanderbilt

• Arkansas also had three players score at least 30 last season, including Daniel Gafford (32 vs LSU) • Mason Jones (30 vs Florida 30 vs Miss State) • Isaiah Joe (34 vs FIU)

## 30, 30, 30 - 40-40

• Mason Jones is the first Razorback to score 30-plus in three straight games (34 vs USC, 30 at Bama and 40 vs Auburn).

• Mason Jones is the first Razorback to have multiple 40-point games in a season since Dean Tolson had two in 1973-74.

## 50-60-70

• Coach Muss said the TCU game was "our best game of the year."

^ The Razorbacks shot 54.0% FG (27-50) • 66.7% 3PT (6-9) • 72.0% FT (18-25)

• The most recent times Arkansas went 50-60-70 were in 2015-16:

^ Miss State (1/19/16) shot 50.0% FG (28-56) • 66.7% 3PT (16-24) • 76.9% FT (10-13)

^ Evansville (12/08/15) shot 53.8% FG (28-52) • 69.2% 3PT (9-13) • 80.0% FT (24-30)

• Arkansas did accomplish the feat for the game at Alabama, but did so in the second half to out-score the Tide 46-39.

^ In the 2nd Half at Bama, the Razorbacks shot 51.9% FG (14-27) • 60.0% 3PT (3-5) • 75.0% FT (15-20)

## So Far, This is the Both THE Worst and THE 2nd-Best Rebounding Year in History

• Arkansas knew all along with the loss of Daniel Gafford (8.7 rpg last season) and no size returning, rebounding was going to be an issue. Of the 350 NCAA Division I schools...

• Arkansas ranks 326th NCAA/14th SEC in offensive rebounds per game (7.61 avg).

• Arkansas ranks 341st NCAA/14th SEC in rebound margin (-6.3 avg).

• Arkansas ranks 308th NCAA/14th SEC in total rebounds per game (32.78 avg).

• Arkansas ranks 213th NCAA/10th SEC in defensive rebounds per game (25.17 avg) ... **BUT SEE BELOW**

• **THIS IS THE WORST OFFENSIVE REBOUNDING YEAR DATING BACK TO 1986-87\***

^ Arkansas gets 7.61 offensive boards while opponents get 26.39 defensive boards.

^ Arkansas gets a **program-worst 21.27% of available rebounds on the offensive end.**

• **HOWEVER .... THIS IS THE 2nd-BEST DEFENSIVE REBOUNDING YEAR DATING BACK TO 1986-87\***

^ Arkansas gets 25.17 defensive boards while opponents only get 10.48 offensive boards.

^ Arkansas gets a **PROGRAM-BEST 69.72% OF AVAILABLE REBOUNDS ON THE DEFENSIVE END.**

\* - stat courtesy of [HogStats.com](http://HogStats.com) - offensive/defensive boards not separated prior to 1986-87 season.

## Whitt: 40-Minute Man

• Jimmy Whitt Jr., played a complete game at LSU ... figuratively and literally as he scored a then SEC career-high in points (22) .... and he played ALL 40 MINUTES VS THE TIGERS.

• Whitt then played all 40 minutes in the win over TCU. Not only did he score 20 points, he completely shut down TCU's top scorer Desmond Bane by face-guarding him the whole game. Bane was just 3-of-6 and scored just six points.

• Whitt is the first Razorback to play all 40 minutes of a regulation game since Julysses Nobles accomplished the feat

## • ABOUT ARKANSAS •

Location.....	Fayetteville, Ark.
Enrollment.....	27,559
Founded.....	1871
Colors.....	Cardinal (PMS 201) and White
Nickname.....	Razorbacks
Conference.....	Southeastern (SEC)
System President.....	Dr. Donald R. Bobbitt (Arkansas, 1980)
Chancellor.....	Dr. Joseph E. Steinmetz (C. Michigan, 1977)
Vice Chancellor / AD.....	Hunter Yurachek (Guilford, 1990)
Faculty Representative.....	Gerald Jordan (Arkansas, 1970)
Arena (Capacity).....	Bud Walton Arena (19,200)

## • HISTORY

First Year of Basketball.....	1923-24
Seasons.....	97th
Overall Conference Championships.....	24 (2 SEC, 22 SWC)
NCAA Tournament Bids.....	33
• NCAA Tournament Record.....	42-32 (.568)
National Championships.....	1 (1994)
National Runner-Up.....	1 (1995)
NCAA Final Fours.....	6 (1941, 1945, 1978, 1990, 1994, 1995)
NCAA Elite Eight.....	6 (1978, 1979, 1990, 1994, 1995)
NCAA Sweet 16.....	10
NIT Record (App.).....	6-5 (4)

## • BASKETBALL STAFF

Head Coach.....	Eric Musselman
• Alma Mater/Year.....	San Diego, 1987
• at Arkansas.....	16-7 (1st year)
• As Collegiate Head Coach.....	126-41 (5th year)
• As Professional Head Coach.....	508-392 (.634 - 14 seasons)
• SEC Record.....	4-3 (1st year)
• In Bud Walton Arena.....	11-3 (1st year)
Assoc HC.....	Chris Crutchfield (Nebraska-Omaha, 1992 • 1st yr)
Asst Coach.....	Corey Williams (Oklahoma State, 2002 • 1st yr)
Asst Coach.....	Clay Moser (Wisconsin-La Crosse, 1987 • 1st yr)
Dir. of Ops.....	Anthony Ruta (Arizona State, 2012 • 1st yr)
Special Asst to HC.....	Hays Myers (LSU, 2016 • 1st yr)
Video Coord.....	Riley Hall (Arkansas, 2016 • 4th yr)
Dir. of Recruiting.....	Michael Musselman (San Diego, 2018 • 1st yr)
Recruiting Coord.....	Patrick Ackerman (Detroit Mercy, 2016 • 1st yr)
Dir. of S-A Devel.....	Earl Boykins (Eastern Michigan, 1998 • 1st yr)
Dir. of Multimedia.....	Martina Wood (North Carolina, 2010 • 1st yr)



## SASSY'S RED HOUSE

January 6	January 20
January 27	February 3
February 24	March 2



## SUNDAYS • JAN 5 THROUGH MAR 8

KATV - Sunday - 10:30PM
KFSM - Sunday - 10:30PM
KXNW - Sunday - 9:30PM
Cox Sports Television - Tuesday - 6:00PM
Fox Sports Southwest - Tuesday - 4:30PM



**• 2019-20 RECORD BREAKDOWN •**
**RECORD BREAKDOWN**

At Home	11-3
On The Road	4-4
Neutral	1-0
White Uniforms	5-0
White '94 Throwback Uniforms	7-1
White "Hog" Uniforms	0-2
Cardinal Uniforms	4-3
Anthracite Uniforms	0-1

**GENERAL**

When Arkansas controls the tip	9-2
When opponent controls the tip	7-5
When Arkansas scores first	9-2
When opponent scores first	7-5

**LEADS AND DEFICITS**

<b>Leading at the half</b>	<b>12-1</b>
home: 11-0   road/neutral 1-1	
<b>Tied at the half</b>	<b>0-0</b>
home: 0-0   road/neutral 0-0	
<b>Trailing at the half</b>	<b>4-6</b>
home: 0-3   road/neutral 4-3	
Games decided by 5 points or fewer	4-4
Games decided by 10 points or fewer	7-7
<b>With 5:00 left in reg.</b>	<b>Leading: 12-3   Trailing: 4-4</b>
<b>With 2:00 left in reg.</b>	<b>Leading: 15-4   Trailing: 1-3</b>
Overtime games	1-3

**OFFENSE**

Scoring less than 70 points	6-1
Scoring 70-79 points	6-6
Scoring 80-89 points	2-0
Scoring 90-99 points	2-0
Scoring 100+ points	0-0
2 Players Or Less in Double Figures	2-2
3 Players in Double Figures	11-4
4 Players in Double Figures	3-0
5 Players in Double Figures	1-0
6 Players in Double Figures	0-0
1 Player Scores 20+ Points	5-2
2+ Players Score 20+ Points	6-2
When shooting 50 percent or higher	3-0
When shooting less than 50 percent	13-7

**REBOUNDING/TURNOVERS**

When out-rebounding opponent	4-0
When out-rebounded	12-6
When rebounds are even	0-1
When grabbing 10+ offensive reb	4-2
When forcing 15+ turnovers	12-5
When committing less than 15 turnovers	13-5
When committing 15+ turnovers	3-2

**When Top Scorer Is (Includes Ties)**

Mason Jones	Season: 8-6	Career: 15-9
Isaiah Joe	Season: 6-0	Career: 8-4
Jalen Harris	Season: 0-0	Career: 1-1
Desi Sills	Season: 1-0	Career: 1-1
Jimmy Whitt Jr.	Season: 5-1	Career: 10-8
Jeantal Cylla	Season: 0-0	Career: 3-8
Reggie Chaney	Season: 0-1	Career: 0-1

**When Top Rebounder Is (Includes Ties)**

Mason Jones	Season: 5-3	Career: 7-5
Adrio Bailey	Season: 4-2	Career: 6-2
Jimmy Whitt Jr.	Season: 3-2	Career: 9-11
Reggie Chaney	Season: 3-1	Career: 5-1
Jeantal Cylla	Season: 0-0	Career: 0-4
Desi Sills	Season: 1-0	Career: 1-0
Isaiah Joe	Season: 2-1	Career: 2-1

**Months**

In November	7-0
In December	4-1
In January	4-3
In February	1-2
In March	0-0

versus Louisville (11/17/09).

^ At Georgia Tech, Whitt played 43:47 in an overtime win.

^ At Western Kentucky, Whitt played 43:28 in an overtime loss.

^ At Ole Miss, Whitt played 39:28 in the win

^ At Alabama, Whitt played 39:09 in the win.

^ Vs Auburn, Whitt played 40:21 in the overtime loss.

^ At Missouri, Whitt played 40 minutes in the overtime loss, including 35 minutes in the 2nd half and OT.

**Just A Minute**

• Thanks to 4 overtime games, Jimmy Whitt Jr., Isaiah Joe and Mason Jones rank among the SEC top 7 in minutes played.

^ **Jimmy Whitt Jr.** **20th NCAA / 2nd SEC** **36:57 minutes per game**

^ **Isaiah Joe** **46th NCAA / 3rd SEC** **35:53 minutes per game**

^ **Mason Jones** **169th NCAA / 7th SEC** **33:48 minutes per game**

• This is not a new phenomenon for Coach Musselman. At Nevada, three players ranked among the Mountain West top 10 in minutes played (each over 34) last season while two players were among the top four in minutes played in 2016-17 and 2017-18.

**Hogs Better at FT Line in 2nd Half of Games**

• Arkansas has shot above 70 percent at the free throw line 13 times this season – including a season-best 94.4% (17-of-18) at LSU. Arkansas was 22-of-27 at Ole Miss (.815).

• The team has struggled a couple of games recently

- shooting just 8-of-15 (.533) vs Vandy

- just 6-of-11 (.545) at Mississippi State

- missed 14 free throws (28-of-40) in the two-point loss to South Carolina

- just 16-of-26 in a 3-point, overtime loss to Auburn

• **HOWEVER, ARKANSAS IS SHOOTING 78.4% (247-315) FROM THE CHARITY STRIPE IN THE SECOND HALF** compared to just 62.6% (117-of-187) in the first half. Leading the second-half surge are:

^ **Jimmy Whitt Jr. - 86.4% | Jalen Harris - 85.0% | Isaiah Joe - 84.9% | Mason Jones - 84.8% | Desi Sills - 81.0%**

**3-Ball Streak Continues**

• LAST YEAR: Mason Jones made a 3-pointer at 18:43 of the first half at South Carolina (Feb. 9, 2019) to mark the 1,000th-straight game Arkansas made at least one triple.

• Arkansas fans were getting nervous the streak might end versus Texas Southern. The Razorbacks were 0-of-13 from distance in the first half. However, Isaiah Joe opened the second half with a triple and would make six in the period en route to 29 second-half points - 33 total.

• Arkansas ranks fourth-tied on the NCAA active list of teams that have made at least one 3-pointer.

1. UNLV 1,095 consecutive games (thru 2/8 - next 2/12)

2. Duke 1,082 consecutive games (thru 2/8 - next 2/10)

**3. ARKANSAS 1,034 CONSECUTIVE GAMES**

Western Kentucky 1,034 consecutive games (thru 2/8 - next 2/13)

• UNLV and Princeton have made a 3-pointer in every game since the NCAA adopted the rule in 1986-87. Kentucky and Vanderbilt are the only other teams to make a 3-pointer in over 1,000 games.

^ The Wildcats' streak ended March 2018 at 1,047 games (0-for-6 vs. Davidson in NCAA first round).

^ **The Commodores' streak ended Jan. 15, 2020 at 1,080 games (0-for-25 vs. Tennessee).**

• The last game Arkansas did not make a 3-pointer was when the Razorbacks went 0-for-2 at Texas on Jan. 07, 1989.

**Jones in the Clutch**

• Mason Jones banked home a game-winning 3-pointer with 0.1 seconds left on the clock in overtime to lift Arkansas to a 62-61 win at Georgia Tech. Jones has made clutch inside the final seconds on three other occasions – twice to give Arkansas leads and once to secure a win.

^ **In game three last year versus Indiana:** Jones was fouled when getting a defensive rebound with two seconds left. Jones sank the first free throw to put Arkansas up one (73-72) then missed the second on purpose, forcing Indiana to heave a full-court shot as time expired.

^ **On Feb. 2, 2019 at #19 LSU:** Arkansas was down one (89-88) with 2:01 left. Neither team scored until Jones sank a runner in the lane with 22 seconds left for a 90-89 Razorback lead. LSU had three chances to score inside the final 22 seconds, but missed them all.

^ **On Feb. 5, 2019 vs Vanderbilt:** After LSU, Arkansas was in another barn-burner. Keyshawn Embry-Simpson made a 3-pointer with 14 seconds left to put the Hogs up one (67-66). After a turnover by Vandy, Jones was fouled with seven seconds left and he sank both free throws for a 3-point lead (69-66). Vandy missed a long 3-pointer as time expired.

• **Versus Tulsa,** it wasn't as dramatic, but a buzzer-beater none the less. As the buzzer sounded, Jones shot a long 3-pointer at the top of the key. It hit the front of the rim, took a high bounce and went through the net to give Arkansas a 16-point led (50-34) at halftime.

• **In the come-from-behind wins versus Valpo and at Indiana,** Jones sank back-to-back 3-pointers to give the Razorbacks a lead they would not relinquish.

^ vs Valpo: hit a triple at 1:24 to tie the game and another with 53 seconds left for a 3-point lead.

^ at Indiana: hit a triple at 2:50 to give Arkansas a 2-point lead and another at 2:04 for a 5-point lead.

**Joe Named SEC co-Player of the Week vs Indiana**

• Arkansas sophomore Isaiah Joe was selected the SEC Co-Player of the Week after leading the 11-1 Razorbacks to a win at Indiana. Joe shared the honor with Kentucky's Nick Richards.

• Joe scored 24 points and added five rebounds as the Razorbacks claimed their first-ever road win at a Big Ten member (now 1-7).

^ Joe played all 20 minutes of the second half and scored 18 points in the period. He helped Arkansas overcome a 38-33 halftime deficit, an 11-point deficit with 16 minutes to play and a 9-point deficit with eight minutes remaining.

^ With Arkansas down 11, Joe scored 15 or Arkansas' final 32 points as the Razorbacks closed the game on a 32-14 run, including a 19-3 run over the final eight minutes.

^ First, Joe made three 3-pointers to trim Arkansas' 11-point deficit to two.

^ Later, with Arkansas down nine, Joe hit a turnaround jumper on the right elbow to tie the game, 61-61.

^ Joe sealed the win by going 4-of-4 at the free throw line over the final 27 seconds.

^ Joe recorded his seventh game this season with at least five rebounds.

^ Joe drained six 3-pointers in the game.

**MASON JONES:**

• **LEADS SEC IN SCORING • LEAGUE-BEST, 3x SEC PLAYER OF THE WEEK**

• **4TH IN NCAA IN SCORING AMONG NCAA POWER LEAGUES**

Markus Howard (Marquette) • 1st / 27.4 ppg

Myles Powell (Seton Hall) • 10th / 21.9 ppg

• **1 of 2 PLAYERS IN THE NCAA TO AVERAGE**

**MASON JONES (ARKANSAS)**

DESMOND BANE (TCU)

Luka Garza (Iowa) • 4th / 23.1 ppg

**MASON JONES (ARKANSAS) • 18TH / 20.5 PPG**

15.0 ppg 6.0 rpg 3.0 apg 1.5 spg

20.5 PPG 6.1 RPG 3.4 APG 1.7 SPG

16.4 ppg 6.2 rpg 3.5 apg 1.6 spg

• **THE ONLY PLAYER IN THE SEC TO LEAD HIS TEAM IN**

- Scoring, Rebounding, Assists and Steals

- Rebounding and Assists

- Rank among the SEC top 20 in scoring (1st) and rebounding (17th) while ranking among the top 11 in steals (6th) and assists (11th). Also 6th in def. rebs • 8th in 3's made • 8th in FT% • 11th in FG%

• **Only SEC players to lead their team in Scoring and Rebounding:**

- **Mason Jones (ARK)** 20.5 ppg 6.1 rpg

- Reggie Perry (MSU) 17.4 ppg 10.0 rpg

- Kerry Blackshear (UF) 13.8 ppg 8.1 rpg

- Josh Nebo (TX A&M) 11.4 ppg 6.6 rpg

**Bruce Pearl - Auburn Head Coach**

"How good is Mason Jones? Wow. What a story. He is just a great lesson for young people. It's not where you start. It's where you finish. Bettering yourself. He's as good as there is in the league."

**Jones: 3-Time SEC Player Of The Week**

• Arkansas junior guard Mason Jones has been named the SEC Player of the Week twice this season.

**FIRST:** Scored a then career-high 32 points in the season-opening win over Rice. He not only set a career high for points, but he established career highs in field goals made (12), field goals attempted (18) and steals (5). He had seven rebounds (his 3rd-best career total), was 4-of-8 from 3-point range and 4-of-4 from the free throw line.

• The 32 points by Jones were the second-most by a Razorback in a season opener and marked the third, 30-point game in Jones' career. His 17 first-half points nearly matched that of the Rice team (19).

**SECOND:** Scored a career-high 41 points and added six rebounds, while leading the team in assists (4) and steals (4). He tied career highs by going 12-of-18 from the field (7-of-7 from 2-point range) while going 5-of-11 from 3-point range and 12-of-13 at the free throw line.

• 41 points ties for 6th-most in the NCAA this season and ties for 7th-most in Arkansas history.

• In the first half, Jones scored 20 points, including a long 3-pointer at the buzzer for a 16-point halftime lead. He also had three steals, two assists and a blocked shot.

• In the second half, after Tulsa worked its 16-point deficit to nine (68-59 with 11:49 left), Jones scored 15 straight for the Razorbacks during an 18-5 run to give Arkansas a 22-point lead (86-64) with 6:00 left.

**THIRD:** Jones had a pair of 30-point games and was rewarded by being named the SEC Men's Basketball Player of the Week for a league-best third time. Jones shared the honor with Mississippi State's Reggie Perry.

• For the week, Jones averaged 32 points, 8.5 rebounds, 2.5 assists and 1.5 steals.

• Versus South Carolina, Jones scored 34 points while grabbing a career-high 12 rebounds to record his second double-double of the season. He was the first Razorback to have at least 34 points and 12 rebounds in a game since 1989. Jones scored 26 of his 34 in the second half on the strength of making 13-of-14 from the free throw line. Overall, he was 15-of-16 at the line - the second-most FT made by a Razorback in an SEC game.

• At Alabama, Jones scored 30 points with five rebounds and two steals. He helped Arkansas overcome a 12-0 deficit to start the game. Jones made an SEC career-high 10 field goals on a career-high 20 attempts while going 4-of-7 from 3-point range. He scored 17 of his 30 points in the first half. Jones made three free throws inside the final 31 seconds to secure the win.

**RECORD WATCH****Arkansas Career - 1,000 POINTS**

34.	1087	Jalen Barford	2017-18
35.	1070	Daryl Macon	2017-18
36.	1067	Tommy Boyer	1961-63
37.	1065	Mike Washington	2007-10
38.	1047	Eric Ferguson	2003-06
	1047	Bobby Portis	2014-15
	1047	Dusty Hannahs	2016-17
41.	1042	Jerry Carlton	1960-62
42.	1007	Clint McDaniel	1992-95
43.	1006	Robert McKenzie	1968-70

**915 MASON JONES 2019-PRES.**

**Arkansas Career - 3's Made**

1.	366	Pat Bradley	1996-99
2.	274	Rotnei Clarke	2009-11
3.	267	Scotty Thurman	1993-95
4.	237	Anthlon Bell	2013-16
5.	226	Todd Day	1989-92
6.	218	Lee Mayberry	1989-92
7.	185	<b>ISAIAH JOE</b>	<b>2019-PRES.</b>
8.	168	Jannero Pargo	2001-02
9.	160	Eric Ferguson	2003-06
10.	155	Dusty Hannahs	2016-17

**-- 122 MASON JONES 2019-PRES.**

**Arkansas Career - 3's Attempted**

1.	915	Pat Bradley	1996-99
2.	653	Rotnei Clarke	2009-11
3.	642	Anthlon Bell	2013-16
4.	618	Scotty Thurman	1993-95
5.	588	Todd Day	1989-92
6.	514	Lee Mayberry	1989-92
7.	485	<b>ISAIAH JOE</b>	<b>2019-PRES.</b>
8.	480	Eric Ferguson	2003-06
9.	452	Stef Welsh	2007-10
10.	431	Brandon Dean	1999-02

**-- 347 MASON JONES 2019-PRES.**

**Arkansas Career 3's Made SEC GAMES ONLY**

1.	366	Pat Bradley	1996-99
2.	274	Rotnei Clarke	2009-11
7.	168	Jannero Pargo	2001-02
8.	160	Eric Ferguson	2003-06
9.	155	Dusty Hannahs	2016-17
10.	153	Jonathon Modica	2003-06

**-- 87 ISAIAH JOE 2019-PRES.**

**Arkansas Career 3's Att. SEC GAMES ONLY**

1.	429	Pat Bradley	1996-99
2.	336	Rotnei Clarke	2009-11
3.	326	Anthlon Bell	2013-16
4.	303	Scotty Thurman	1993-95
5.	266	Eric Ferguson	2003-06
6.	263	Jonathon Modica	2003-06
7.	223	Brandon Dean	1999-02
8.	222	<b>ISAIAH JOE</b>	<b>2019-PRES.</b>
9.	221	Jannero Pargo	2001-02
10.	217	Stef Welsh	2007-10

<b>Overall:</b>	<b>126-41</b>
- At Arkansas	16-7
Home:	69-8
Away:	38-23
Neutral:	19-10
<b>Conference Games:</b>	<b>58-24</b>
- At Arkansas	4-6
Home:	33-8
Away:	25-16
<b>Against Ranked Teams:</b>	<b>1-5</b>
- At Arkansas	0-2
Home:	0-2
Away:	0-1
Neutral:	1-2
<b>Record by Month:</b>	
November:	32-4
December:	25-8
January:	28-10
February:	24-8
March:	16-11
April:	1-0
<b>When Leading at Halftime:</b>	<b>95-5</b>
at Arkansas	12-1
<b>When Trailing at Halftime:</b>	<b>29-35</b>
at Arkansas	4-6
<b>When Tied at Halftime:</b>	<b>2-1</b>
at Arkansas	0-0
<b>Out-Rebounding Opp:</b>	<b>74-10</b>
at Arkansas	4-0
<b>Being Out-Rebounded:</b>	<b>45-28</b>
at Arkansas	12-6
<b>Rebounds Are Even:</b>	<b>7-2</b>
at Arkansas	0-1
<b>When Scoring First:</b>	<b>75-18</b>
at Arkansas	9-2
<b>When Opponent Scores First:</b>	<b>51-23</b>
at Arkansas	7-5
<b>One-Possession Games:</b>	<b>16-11</b>
at Arkansas	1-3
<b>Overtime Games:</b>	<b>7-6</b>
at Arkansas	1-3
<b>Games Decided by 1-5 Pts or Less:</b>	<b>28-18</b>
at Arkansas	4-4
<b>Games Decided by 6-10 Pts:</b>	<b>29-11</b>
at Arkansas	4-3
<b>Games Decided by 11-19 Pts:</b>	<b>36-8</b>
at Arkansas	3-0
<b>Games Decided by 20-plus Pts:</b>	<b>33-4</b>
at Arkansas	5-0
<b>Shooting 50 percent or Better:</b>	<b>41-1</b>
at Arkansas	3-0
<b>Shooting Pct. Better Than Opp:</b>	<b>101-8</b>
at Arkansas	12-3
<b>Shooting Pct. Worse Than Opp:</b>	<b>23-32</b>
at Arkansas	3-4
<b>Shooting Pct. Same as Opp:</b>	<b>1-1</b>
at Arkansas	0-0
<b>Out-Scoring Opp Bench:</b>	<b>59-1</b>
at Arkansas	6-0
<b>Out-Scored By Opp Bench:</b>	<b>63-31</b>
at Arkansas	10-7
<b>Bench Scoring Even:</b>	<b>4-0</b>
at Arkansas	0-0

<b>Scoring Below 50 Points:</b>	<b>0-0</b>
- At Arkansas	0-0
Home:	0-0
Away:	0-0
Neutral:	0-0
<b>Scoring 50-59 Points:</b>	<b>0-8</b>
- At Arkansas	0-0
Home:	0-1
Away:	0-5
Neutral:	0-2
<b>Scoring 60-69 Points:</b>	<b>14-12</b>
- At Arkansas	6-1
Home:	8-3
Away:	3-6
Neutral:	3-3
<b>Scoring 70-79 Points:</b>	<b>43-15</b>
- At Arkansas	6-4
Home:	23-3
Away:	14-9
Neutral:	6-3
<b>Scoring 80-89 Points:</b>	<b>44-2</b>
- At Arkansas	2-0
Home:	24-0
Away:	13-1
Neutral:	7-1
<b>Scoring 90-99 Points:</b>	<b>17-1</b>
- At Arkansas	2-0
Home:	10-0
Away:	6-1
Neutral:	1-0
<b>Scoring 100 or More Points:</b>	<b>8-1</b>
- At Arkansas	0-0
Home:	5-0
Away:	2-1
Neutral:	1-0

<b>Opponent Scores Below 50 Points:</b>	<b>5-0</b>
- At Arkansas	3-0
Home:	4-0
Away:	1-0
Neutral:	0-0
<b>Opponent Scores 50-59 Points:</b>	<b>22-1</b>
- At Arkansas	4-0
Home:	15-1
Away:	6-0
Neutral:	1-0
<b>Opponent Scores 60-69 Points:</b>	<b>50-6</b>
- At Arkansas	6-0
Home:	29-0
Away:	12-2
Neutral:	9-4
<b>Opponent Scores 70-79 Points:</b>	<b>35-15</b>
- At Arkansas	3-5
Home:	18-4
Away:	12-9
Neutral:	5-2
<b>Opponent Scores 80-89 Points:</b>	<b>13-12</b>
- At Arkansas	0-2
Home:	5-2
Away:	5-9
Neutral:	3-1
<b>Opponent Scores 90-99 Points:</b>	<b>1-3</b>
- At Arkansas	0-0
Home:	1-2
Away:	0-0
Neutral:	0-1
<b>Opponent Scores 100 or More Points:</b>	<b>1-2</b>
- At Arkansas	0-0
Home:	0-0
Away:	1-2
Neutral:	0-0

**MUSSELMAN VERSUS ALL OPPONENTS**

Opponent	Overall	at Nevada	at Arkansas	Last Meeting
Air Force	7-0	7-0	0-0	03/05/19
Akron	1-0	1-0	0-0	12/22/18
Alabama	1-0	0-0	1-0	02/01/20
Arizona State	1-0	1-0	0-0	12/07/18
Arkansas-Little Rock	1-0	1-0	0-0	11/16/18
Alabama	0-1	0-0	0-1	02/04/20
Austin Peay	1-0	0-0	1-0	11/12/19
Boise State	7-2	7-2	0-0	02/02/19
Bradley	1-0	1-0	0-0	12/03/16
Buffalo	1-0	1-0	0-0	11/25/16
BYU	1-0	1-0	0-0	11/06/18
Cal State Fullerton	0-1	0-1	0-0	11/28/15
California Baptist	1-0	1-0	0-0	11/19/18
Cincinnati	1-0	1-0	0-0	03/18/18
Coastal Carolina	1-0	1-0	0-0	11/13/15
Colorado State	7-1	7-1	0-0	02/02/19
Davidson	1-0	1-0	0-0	11/21/17
Drake	1-0	1-0	0-0	12/12/15
Eastern Washington	1-0	1-0	0-0	03/21/16
Florida	0-1	0-1	0-0	03/21/19
Fresno Pacific	1-0	1-0	0-0	12/09/15
Fresno State	6-3	6-3	0-0	02/23/19
Georgia	• First Meeting •			
Georgia Tech	1-0	0-0	1-0	11/25/19
Grand Canyon	1-0	1-0	0-0	12/09/18
Hawaii	1-1	1-1	0-0	11/24/17
Holy Names	1-0	1-0	0-0	11/30/15
Idaho	1-0	1-0	0-0	11/10/17
Illinois State	1-0	1-0	0-0	11/29/17
Indiana	1-0	0-0	1-0	12/29/19
Iona	1-1	1-1	0-0	11/26/16
Iowa State	0-1	0-1	0-0	03/16/17
Kentucky	0-1	0-0	0-1	01/19/20
LSU	0-1	0-0	0-1	01/08/20
Loyola-Chicago	1-1	1-1	0-0	11/28/18
Loyola Marymount	1-0	1-0	0-0	11/14/16
Ole Mis	1-0	0-0	1-0	01/11/20
Mississippi State	0-1	0-0	0-1	01/22/20
Missouri	0-1	0-0	0-1	02/08/20
Montana	2-0	1-0	1-0	11/16/19
Montana State	1-0	1-0	0-0	11/15/15
Morehead State	2-1	2-1	0-0	04/01/16
New Mexico	5-3	5-3	0-0	02/09/19
Opponent	Overall	at Nevada	at Arkansas	Last Meeting
North Texas	1-0	0-0	1-0	11/12/19
Northern Kentucky	1-0	0-0	1-0	11/30/19
Oakland	1-0	1-0	0-0	11/23/16
Oregon State	1-1	1-1	0-0	11/18/16
Pacific	4-0	4-0	0-0	11/09/18
Portland State	1-0	1-0	0-0	11/25/15
Radford	1-0	1-0	0-0	12/17/17
Rhode Island	1-0	1-0	0-0	11/13/17
Rice	1-0	0-0	1-0	11/05/19
Saint Mary's	0-1	0-1	0-0	11/11/16
San Diego State	3-7	3-7	0-0	03/01/19
San Francisco	0-1	0-1	0-0	12/23/17
San Jose State	6-0	6-0	0-0	01/09/19
Santa Clara	2-0	2-0	0-0	11/15/17
South Carolina	0-1	0-0	0-1	01/29/20
South Dakota	1-0	0-0	1-0	11/22/19
South Dakota State	1-0	1-0	0-0	12/15/18
Southern Cal	1-0	1-0	0-0	12/01/18
Southern Illinois	1-0	1-0	0-0	12/22/17
Tennessee	• First Meeting •			
Texas	1-0	1-0	0-0	03/16/18
Texas A&M	1-0	0-0	1-0	01/04/20
TCU	1-1	0-1	1-0	01/25/20
Texas Southern	1-0	0-0	1-0	11/19/19
Texas Tech	0-1	0-1	0-0	12/05/17
Towson	1-0	1-0	0-0	12/21/16
Tulsa	2-0	1-0	1-0	12/14/19
UC Davis	1-0	1-0	0-0	12/19/17
UC Irvine	2-0	2-0	0-0	12/02/17
UC Santa Barbara	1-0	1-0	0-0	12/22/16
UMass	1-0	1-0	0-0	11/23/18
UNLV	7-2	7-2	0-0	02/27/19
Utah	1-0	1-0	0-0	12/29/18
Utah State	7-2	7-2	0-0	03/02/19
Valparaiso	1-0	0-0	1-0	12/21/19
Vanderbilt	1-0	0-0	1-0	01/15/20
Vermont	1-0	1-0	0-0	03/23/16
Washington	1-0	1-0	0-0	12/11/16
Western Kentucky	0-1	0-0	0-1	12/07/19
Wichita State	0-1	0-1	0-0	12/22/15
Wyoming	5-1	5-1	0-0	02/16/19
<b>Totals</b>	<b>126-41</b>	<b>110-34</b>	<b>16-7</b>	

**MUSSELMAN VERSUS CONFERENCES**

American Athletic	3-0	CAA	1-0	Ohio Valley	3-1
American East	1-0	C-USA	2-1	Pac-12	5-1
ACC	1-0	Horizon League	2-0	Patriot League	0-0
Atlantic Sun	0-0	Ind./Non D1	2-0	SEC	4-7
Atlantic 10	3-0	Ivy League	0-0	SoCon	0-0
Big East	0-0	MAAC	1-1	Southland	0-0
Big Sky	6-0	Mid-American	1-0	SWAC	1-0
Big South	2-0	MEAC	0-0	Summit League	2-0
Big Ten	1-0	Missouri Valley	6-2	Sun Belt	2-0
Big 12	2-3	Mountain West	60-21	WCC	8-2
Big West	5-2	Northeast	0-0	WAC	2-0



## BEST WINNING PERCENTAGE among active NCAA Division I head coaches

(min 4 yrs)

(stats.NCAA.org/head\_coaches • Thru Feb 8, 2020)

1	Mark Few, Gonzaga	.828	593-123	21st yr
2	Roy Williams, North Carolina	.781	881-247	32nd yr
3	John Calipari, Kentucky	.772	726-214	28th yr
4	Chris Jans, New Mexico State	.772	98-29	4th yr
5	Mike Krzyzewski, Duke	.769	1152-347	45th yr
6	Bill Self, Kansas	.766	700-214	27th yr
7	Rick Croy, Cal Baptist (2nd in DI)	.764	164-51	7th yr
8	<b>ERIC MUSSELMAN, ARKANSAS</b>	<b>.754</b>	<b>126-41</b>	<b>5th yr</b>
9	Steve Forbes, ETSU	.738	121-43	5th yr
10	Sean Miller, Arizona	.737	399-143	16th yr



- Named General Manager of CBA's Rapid City Thrillers at age of 22. The next year, became head coach of the Thrillers at he age of 23, the youngest coach in CBA history.
- From 1990-1997, had 24 players called up to the NBA, the highest number in the league during that span ... The only person in CBA history to coach in five league All-Star Games (1990, 1992, 1993, 1994, 1997)
- The first coach in professional basketball history to win 100 games by the age of 28.
- At the age of 37, named head coach of the Golden State Warriors ... He and his father, Bill, were first father-son combination to both become head coaches in NBA history.
- In 2003, was runner-up to San Antonio's Gregg Popovich for NBA Coach of the Year Award voting (231 points, including 26 first-place votes).
- Only needed 130 games to win his 100th game as a collegiate head coach.

## INDIVIDUAL GAME HIGHS:

### Most Points:

at Nevada:	45	Jordan Caroline at New Mexico 01/07/17
	40	Jordan Caroline at Colorado St 02/06/19
	37	D.J. Fenner v UNLV 02/08/17
	34	Marqueze Coleman at Hawai'i 11/16/15
	33	Caleb Martin at Utah 12/29/18
	32	Marcus Marshall at Wyoming 01/14/17
	32	Marcus Marshall at Washington 12/11/16
	32	Tyron Criswell v E. Washington 03/21/16
at Arkansas:	41	<b>Mason Jones vs Tulsa 12/14/19</b>
	40	<b>Mason Jones vs Auburn 02/04/20</b>
	34	<b>Mason Jones vs South Carolina 01/29/20</b>
	34	<b>Isaiah Joe at Ole Miss 01/11/20</b>
	33	<b>Isaiah Joe vs Texas Southern 11/19/19</b>
	32	<b>Mason Jones vs Rice 11/05/19</b>
	30	<b>Mason Jones at Alabama 02/01/20</b>
	30	<b>Jimmy Whitt Jr. vs Vanderbilt 01/15/20</b>
SEC Game 40		<b>Mason Jones vs Auburn 02/04/20</b>

### SEC Tourney

### NCAA Tourney

Bud Walton: 41 Mason Jones vs Tulsa 12/14/19

Road Game: 34 Isaiah Joe at Ole Miss 01/11/20

Neutral Site: 21 Isaiah Joe vs Valpo 12/21/19

Ranked Opp: 40 Mason Jones vs Auburn 02/04/20

### Frosh: --

Soph: 34 Isaiah Joe at Ole Miss 01/11/20

Junior: 41 Mason Jones vs Tulsa 12/14/19

Senior: 30 Jimmy Whitt Jr. vs Vanderbilt 01/15/20

Season Opener: 32 Mason Jones vs Rice 11/05/19

SEC Opener 17 Isaiah Joe &amp; Mason Jones vs TX A&amp;M 01/04/20

### Most Field Goals Made:

at Nevada:	17	Jordan Caroline at New Mexico 01/07/17
	13	Cody Martin v Utah State 02/17/18
	12	Jordan Caroline at UNLV 02/25/17
	12	Cameron Oliver v E. Washington 03/21/16
	12	D.J. Fenner v UNLV 02/08/17
at Arkansas:	14	<b>Jimmy Whitt Jr. vs Vanderbilt 01/15/20</b>
	12	<b>Mason Jones vs Auburn 02/04/20</b>
	12	<b>Mason Jones vs Tulsa 12/14/19</b>
	12	<b>Mason Jones vs Rice 11/05/19</b>
	11	<b>Isaiah Joe at Ole Miss 01/11/20</b>
	11	<b>Jimmy Whitt Jr. vs South Dakota 11/19/19</b>
	11	<b>Jimmy Whitt Jr. at Alabama 02/01/20</b>

### Most 3-Pointers Made:

at Nevada:	8	Marcus Marshall at UNLV 02/25/17
	7	6x
at Arkansas:	7	<b>Isaiah Joe at Ole Miss 01/11/20</b>
	6	<b>Isaiah Joe at Indiana 12/29/19</b>
	6	<b>Isaiah Joe vs Texas Southern 11/19/19</b>

### Most Free Throws Made:

at Nevada:	15	Marcus Marshall v Boise State 02/22/17
	15	Marqueze Coleman v UNLV 01/23/16
	15	Marqueze Coleman at Hawai'i 11/16/15
	14	Jordan Caroline v Rhode Island 11/13/17
	14	Marcus Marshall at Wyoming 01/14/17
at Arkansas:	15	<b>Mason Jones vs South Carolina 01/29/20</b>
	12	<b>Mason Jones vs Tulsa 12/14/19</b>
	11	<b>Mason Jones at Missouri 02/08/20</b>
	11	<b>Mason Jones vs Auburn 02/04/20</b>

### Most Rebounds:

at Nevada:	24	Cameron Oliver v Fresno State 02/1/16
	21	Cameron Oliver at UNLV 02/20/16
	17	Cameron Oliver v Colorado State 03/04/17
	16	6x
at Arkansas:	12	<b>Mason Jones vs South Carolina 01/29/20</b>
	12	<b>Jimmy Whitt Jr. at Western Ky 12/07/19</b>
	11	<b>Reggie Chaney at Missouri 02/08/20</b>
	11	<b>Reggie Chaney at Alabama 02/01/20</b>
	11	<b>Reggie Chaney vs Northern Ky 11/30/19</b>
	11	<b>Adrio Bailey vs Montana 11/16/19</b>
	10	<b>Jimmy Whitt Jr. vs TX Southern 11/19/19</b>

SEC Game 12 Mason Jones vs South Carolina 01/29/20

### SEC Tourney

### NCAA Tourney

Bud Walton: 12 Mason Jones vs South Carolina 01/29/20

Road Game: 12 Jimmy Whitt Jr. at Western Ky 12/07/19

Neutral Site: 9 Mason Jones vs Valpo 12/21/19

Ranked Opp: 7 Whitt and Bailey vs Auburn 02/04/20

### Frosh: -

Soph: 11 (3x) Reggie Chaney (N. Ky. at Bama at Mizzou)

Junior: 12 Mason Jones vs South Carolina 01/29/20

Senior 12 Jimmy Whitt Jr. at Western Ky 12/07/19

Season Opener: 9 Adrio Bailey vs Rice 11/05/19

SEC Opener 6 Mason Jones vs Texas A&amp;M 01/04/20

### Most OFFENSIVE Rebounds:

at Nevada:	11	AJ West at Pacific 11/21/15
	8	Cameron Oliver v Fresno State 02/1/16
at Arkansas:	6	<b>Reggie Chaney at Missouri 02/08/20</b>
	5	<b>Reggie Chaney at Alabama 02/01/20</b>
	5	<b>Adrio Bailey vs Montana 11/16/19</b>

### Most DEFENSIVE Rebounds:

at Nevada:	16	Cameron Oliver v Fresno State 02/1/16
	14	Cameron Oliver v Colorado State 03/04/17
	14	Cameron Oliver at Wyoming 01/14/17
	13	Cameron Oliver v Colorado State 03/11/17
	13	Cameron Oliver at Air Force 02/15/17
at Arkansas:	11	<b>Mason Jones vs South Carolina 01/29/20</b>
	9	<b>Jimmy Whitt Jr. at Western Ky 12/07/19</b>
	9	<b>Reggie Chaney vs Northern Ky 11/30/19</b>
	9	<b>Isaiah Joe at Georgia Tech 11/25/19</b>
	8	2x

### Most Assists:

at Nevada:	11	Cody Martin v BYU 11/06/18
	11	Cody Martin v Colorado State 02/25/18
	11	Marqueze Coleman v Holy Names 11/30/15
	10	Cody Martin v Little Rock 11/16/18
	10	Cody Martin v Pacific 11/09/18
	10	Marcus Marshall v Colorado State 03/04/17
at Arkansas:	9	<b>Mason Jones at Ole Miss 01/11/20</b>
	8	<b>Mason Jones vs Vanderbilt 01/15/20</b>
	7	<b>Isaiah Joe vs Rice 11/05/19</b>

SEC Game 9 Mason Jones at Ole Miss 01/11/20

### SEC Tourney

### NCAA Tourney

Bud Walton: 8 Mason Jones vs Vanderbilt 01/15/20

Road Game: 9 Mason Jones at Ole Miss 01/11/20

Neutral Site 4 2x

Ranked Opp: 2 3x

### Frosh: -

Soph: 7 Isaiah Joe vs Rice 11/05/19

Junior: 9 Mason Jones at Ole Miss 01/11/20

Senior: 5 Jimmy Whitt Jr. vs Rice 11/05/19

Season Opener: 7 Isaiah Joe vs Rice 11/05/19

SEC Opener 5 Jalen Harris vs Texas A&amp;M 01/04/20

### Most Steals:

at Nevada:	5	Caleb Martin v California Baptist 11/19/18
	5	Jordan Caroline at San Diego St 02/12/17
	5	Marqueze Coleman at New Mexico 12/30/15
	4	17 times
at Arkansas:	5	<b>Mason Jones at Georgia Tech 11/25/19</b>
	5	<b>Isaiah Joe vs Texas Southern 11/19/19</b>
	5	<b>Mason Jones vs Rice 11/05/19</b>
	4	7x

SEC Game 4 Jimmy Whitt Jr. at Alabama 02/01/20

4 Desi Silis vs Auburn 02/04/20

### SEC Tourney

### NCAA Tourney

Bud Walton: 5 Mason Jones vs Rice 11/05/19

Road Game: 5 Mason Jones at Georgia Tech 11/25/19

Neutral Site: 3 Adrio Bailey &amp; Jimmy Whitt vs Valpo 12/21/19

Ranked Opp: 4 Desi Silis vs Auburn 02/04/20

### Frosh: -

Soph: 5 Isaiah Joe vs Texas Southern 11/19/19

Junior: 5 Mason Jones (2x)

Senior: 4 2x

Season Opener: 5 Mason Jones vs Rice 11/05/19

SEC Opener 3 Mason Jones vs Texas A&amp;M 01/04/20

### Most Blocked Shots:

at Nevada:	6	Cameron Oliver v Morehead State 04/01/16
	5	7x
at Arkansas:	5	<b>Adrio Bailey vs Valpo 12/21/19</b>
	5	<b>Adrio Bailey vs Texas Southern 11/19/19</b>
	4	<b>Adrio Bailey at LSU 01/07/20</b>
	3	<b>Reggie Chaney at Western Ky 12/07/19</b>
	3	<b>Reggie Chaney vs South Dakota 11/22/19</b>

SEC Game 4 Adrio Bailey at LSU 01/08/20

### SEC Tourney

### NCAA Tourney

Bud Walton: 5 Adrio Bailey vs Texas Southern 11/19/19

Road Game: 3 Reggie Chaney at Western Ky 12/07/19

Neutral Site: 5 Adrio Bailey vs Valpo 12/21/19

Ranked Opp

### Frosh: -



Soph: 3 Reggie Chaney 2x

Junior: 2 Mason Jones vs Texas Southern 11/19/19

Senior: 5 Adrio Bailey 2x

Season Opener: 1 by 5 players

SEC Opener 1 Adrio Bailey &amp; Jimmy Whitt vs TX A&amp;M 01/04/20

<div>  <b>2019-20 SEC STANDINGS</b>  </div>										
THRU WED - Feb. 8, 2020										
	SEC	PCT.	HOME	AWAY	OVERALL	PCT.	HOME	ROAD	NEUTRAL	STRK
1. Auburn	8-2	.800	5-0	3-2	21-2	.913	13-0	4-2	4-0	W6
Kentucky	8-2	.800	5-0	3-2	18-5	.782	13-1	4-2	1-2	W2
LSU	8-2	.800	5-0	3-2	17-6	.739	12-1	4-3	1-2	L2
4. Florida	6-4	.600	4-1	2-3	14-9	.609	8-3	2-5	4-1	L1
Mississippi State	6-4	.600	5-1	1-3	15-8	.652	11-2	2-4	2-2	W1
South Carolina	6-4	.600	4-1	2-3	14-9	.609	9-4	5-3	0-2	W1
7. Alabama	5-5	.500	3-2	2-3	13-10	.565	8-3	3-5	2-2	W1
Tennessee	5-5	.500	2-3	3-2	13-10	.565	8-5	3-4	2-1	L1
Texas A&M	5-5	.500	2-2	3-3	11-11	.500	8-4	3-3	0-4	W2
10. Arkansas	4-6	.400	2-3	2-3	16-7	.696	12-3	4-4	1-0	L2
11. Ole Miss	3-7	.300	2-3	1-4	12-11	.522	9-4	1-6	2-1	W2
Missouri	3-7	.300	3-2	0-5	11-12	.478	9-3	1-7	1-2	W1
13. Georgia	2-8	.200	2-3	0-5	12-11	.522	10-3	1-6	1-2	L2
14. Vanderbilt	1-9	.100	1-4	0-5	9-14	.391	9-7	0-6	0-1	L1

AP (Feb. 10)
NA

COACHES (Feb. 10)
NA

ARKANSAS IN THE RANKINGS
WEEK AP COACH NET

Preseason	--	--	N/A
Nov. 11	RV/11	N/A	N/A
Nov. 18	RV/3	RV/9	N/A
Nov. 25	RV/13	RV/12	N/A
Dec. 2	RV/17	RV/8	N/A
Dec. 9	--	RV/1	N/A
Dec. 16	RV/1	RV/10	23
Dec. 23	--	RV/2	33
Dec. 30	RV/19	RV/14	26
Jan. 6	RV/38	RV/16	24
Jan. 13	RV/65	RV/44	24
Jan. 20	RV/19	RV/12	32
Jan. 27	RV/3	RV/6	28
Feb. 3	--	--	34
Feb. 10	--	--	38
Feb. 17			
Feb. 24			
Mar. 2			
Mar. 9			
Mar. 16			
FINAL			

The last time Arkansas was ranked in the AP Poll...		
Top 25:	#22	01/01/18
Top 15:	#15	11/14/00
Top 10:	#6	1995 Final Poll
Top 5:	#5	03/07/95
No. 1:	#1	'94-95 Preseason

Tuesday, February 11	TV	ET
*Kentucky at Vanderbilt	ESPN	6:00 p.m.
*Mississippi State at Ole Miss	ESPN2	6:00 p.m.
<b>*ARKANSAS AT TENNESSEE</b>	<b>SEC</b>	<b>6:00 P.M.</b>
*Missouri at LSU	SEC	8:00 p.m.

Wednesday, February 12		
*South Carolina at Georgia	SEC	5:30 pm
*Alabama at Auburn	ESPN2	6:00 pm
*Florida at Texas A&M	SEC	7:30 pm

Saturday, February 15		
<b>*MISS STATE AT ARKANSAS</b>	<b>SEC</b>	<b>12:00 PM</b>
*Ole Miss at Kentucky	ESPN/2/U	1:00 pm
*Georgia at Texas A&M	SEC	2:30 pm
*LSU at Alabama	ESPN/2	3:00 pm
*Auburn at Missouri	ESPN2	5:00 pm
*Tennessee at South Carolina	SEC	5:00 pm
*Vanderbilt at Florida	SEC	7:00 pm

Tuesday, February 18		
*Vanderbilt at Tennessee	SEC	5:30 p.m.
<b>*ARKANSAS AT FLORIDA</b>	<b>ESPN/2/U</b>	<b>6:00 P.M.</b>
*Ole Miss at Missouri	SEC	8:30 p.m.
*Kentucky at LSU	ESPN/2	8:00 p.m.

Wednesday, February 19		
*Auburn at Georgia	ESPN2/U	6:00 p.m.
*Texas A&M at Alabama	SEC	6:00 p.m.
*South Carolina at Miss State	SEC	8:00 p.m.

Saturday, February 22		
*Tennessee at Auburn	CBS	11:00 a.m.
<b>*MISSOURI AT ARKANSAS</b>	<b>SEC</b>	<b>12:00 P.M.</b>
*Mississippi State at Texas A&M	SEC	2:30 p.m.
*Florida at Kentucky	ESPN/2	TBA
*Georgia at Vanderbilt	SEC	5:00 p.m.
*LSU at South Carolina	ESPN/2/U	7:00 p.m.
*Alabama at Ole Miss	SEC	7:30 p.m.

# #PRO HOGS

38

» Arkansas has had 38 all-time NBA Draft selections from 36 different players in program history.

16

» The Razorbacks have 16 All-Star game appearances by Joe Johnson (7), Sidney Moncrief (5) and Alvin Robertson (4).

12

» Arkansas has 12 first round NBA Draft picks in program history with Sidney Moncrief going No. 5 overall in 1979.

**#PROHOGS**  
Arkansas has had 29 former players go on to play in the NBA and four are currently on active rosters.

Player	Team	Yrs in NBA	Draft Class
Patrick Beverley	Clippers	8th	2009 - 42nd (LAC)
Daryl Macon *	Heat	2nd	2018-FA
Bobby Portis	Knicks	5th	2015 - 22nd (CHI)
Daniel Gafford	Bulls	1st	2019 - 38th (CHI)

\* - signed two-way contract  
**G League**  
Dusty Hannahs Memphis Hustle 2nd Year



## Versus 2019-20 Opponents

## NON-CONFERENCE

SCHOOL	GMS PLAYED	SERIES RECORD	H	A	N	LAST MEETING
AUSTIN PEAY	5	ARKANSAS LEADS, 5-0	5-0	0-0	0-0	H - W, 69-61 (12/03/19)
GEORGIA TECH	7	ARKANSAS TRAILS, 2-5	0-1	1-2	1-2	A - W, 62-61 OT (11/25/19)
INDIANA	5	ARKANSAS LEADS, 3-2	1-0	1-2	1-0	A - W, 71-64 (12/22/19)
MONTANA	1	ARKANSAS LEADS, 1-0	1-0	0-0	0-0	H - W, 64-46 (11/16/19)
NORTH TEXAS	15	ARKANSAS LEADS, 15-0	9-0	1-0	5-0	H - W, 66-43 (11/12/19)
NORTHERN KENTUCKY	1	ARKANSAS LEADS, 1-0	1-0	0-0	0-0	H - W, 66-60 (11/30/19)
RICE	144	ARKANSAS LEADS, 103-41	55-11	41-29	7-1	H - W, 91-43 (11/05/19)
SOUTH DAKOTA	2	ARKANSAS LEADS, 2-0	1-0	1-0	0-0	H - W, 77-56 (11/22/19)
TCU	143	ARKANSAS LEADS, 105-28	55-15	46-21	4-2	H - W, 78-67 (01/25/20)
TEXAS SOUTHERN	1	ARKANSAS LEADS, 7-0	5-0	0-0	2-0	H - W, 82-51 (11/19/19)
TULSA	61	ARKANSAS LEADS, 37-24	25-8	9-15	3-1	H - W, 98-79 (12/14/19)
WESTERN KENTUCKY	8	SERIES TIED, 4-1	0-2	0-2	4-0	A - L, 79-86 OT (12/07/19)
VALPARAISO	1	ARKANSAS LEADS, 1-0	0-0	0-0	1-0	N - W, 72-68 (12/21/19)

## SOUTHEASTERN CONFERENCE

SCHOOL	GMS PLAYED	SERIES RECORD	H	A	N	LAST MEETING
ALABAMA	63	ARKANSAS LEADS, 35-28	19-6	8-20	8-2	A - W, 82-78 (02/01/20)
• SEC Only	53	Arkansas Leads, 28-25				
AUBURN	54	ARKANSAS LEADS, 34-20	21-6	12-14	1-1	H - L, 76-79 OT (02/04/20)
• SEC Only	53	Arkansas Leads, 34-19				
FLORIDA	37	ARKANSAS TRAILS, 12-25	8-7	2-13	2-5	N - L, 50-66 (03/14/19)
• SEC Only	37	Arkansas Trails, 12-25				
GEORGIA	38	ARKANSAS LEADS, 23-15	11-3	6-9	6-3	H - W, 70-60 (01/29/19)
• SEC Only	38	Arkansas Leads, 23-15				
KENTUCKY	44	ARKANSAS TRAILS, 11-33	7-8	3-15	1-10	H - L, 66-73 (01/18/20)
• SEC Only	39	Arkansas Trails, 11-28				
LSU	68	ARKANSAS LEADS, 36-32	19-8	12-18	5-6	A - L, 77-79 (01/08/20)
• SEC Only	59	Arkansas Leads, 32-27				
OLE MISS	82	ARKANSAS LEADS, 49-33	16-11	9-20	24-2	A - W, 76-72 (01/11/20)
• SEC Only	53	Series Tied, 27-27				
MISSISSIPPI STATE	63	ARKANSAS LEADS, 33-30	21-7	7-22	5-1	A - L, 70-77 (01/22/20)
• SEC Only	54	Arkansas Leads, 28-26				
MISSOURI	52	ARKANSAS LEADS, 27-25	16-9	10-16	1-0	A - L, 79-83 (02/08/20)
• SEC Only	14	Arkansas Leads, 8-7				
SOUTH CAROLINA	35	ARKANSAS LEADS, 20-15	11-5	7-8	2-2	H - L, 77-79 (01/29/20)
• SEC Only	35	Arkansas Leads, 20-15				
TENNESSEE	41	ARKANSAS TRAILS, 20-21	10-4	4-12	6-5	A - L, 87-106 (01/15/19)
• SEC Only	37	Arkansas Trails, 17-20				
TEXAS A&M	159	ARKANSAS LEADS, 103-56	58-15	38-37	7-4	H - W, 69-59 (01/04/20)
• SEC Only	13	Arkansas Leads 8-5				
VANDERBILT	39	ARKANSAS LEADS, 27-12	16-3	7-8	4-1	H - W, 75-55 (01/15/20)
• SEC Only	37	Arkansas Leads 26-11				

## RAZORBACK SPORTS NETWORK RADIO AFFILIATES

[https://tunein.com/radio/Arkansas-Basketball-s308162/?branch\\_match\\_id=730822869045812831](https://tunein.com/radio/Arkansas-Basketball-s308162/?branch_match_id=730822869045812831)

Batesville (Games)	KWOZ-FM - 103.3	Glenwood	KHGZ-AM - 670
Camden	KAMD-FM - 97.1	Hot Springs / Mena	KTTG-FM - 6.3
Crossett	KAGH-FM - 104.9	Jonesboro	KEGI-FM - 100.5
Crossett	KAGH-AM - AM 800	Little Rock	KABZ-FM - 103.7
DeQueen	KDQN-FM - 92.1	Magnolia	KZHE-FM - 100.5
DeWitt	KDEW-FM - 97.3	Marshall	KBCN-FM - 104.3
El Dorado	KAGL-FM - 93.3	Mena	KENA-FM - 104.1
Fayetteville	KQSM-FM - 92.1	Monett, MO	KKBL-FM - 95.9
Fayetteville (Games)	KYNG-AM - AM 1590	Monticello	KGPO-FM - 99.9
Fayetteville	KAKS-FM - 99.5	Morrilton	KCON-FM - 99.3
Fayetteville	KUOA-AM - 1290	Mountain Home	KOMT-FM - 93.5
Fayetteville	KUOA-FM - 95.3	Ozark	KDYN-FM - 96.7
Fayetteville	KBVA-FM - HD3 106.5	Ozark	KDYN-AM - AM 1540
Forrest City	KBFC-FM - 93.5	Searcy	KRZS-FM - 99.1
Fort Smith	KERX-FM - 95.3	Texarkana	KKTK-AM - 1400
Glenwood	KHGZ-FM - 98.9	Wynne	KWYN-FM - 92.5

## ARKANSAS IN THE 2019-20 NCAA/SEC

(Through Games of Feb. 8, 2020)



TEAM IN THE NCAA/SEC	NCAA	SEC	NO.
3-pt Field Goal Attempts (350 ranked)	157	6	527
Assist Turnover Ratio (350 ranked)	156	6	1.01
Assists Per Game (350 ranked)	265	10	12
Blocked Shots Per Game (350 ranked)	71	8	4.1
Defensive Rebounds per Game (350 ranked)	213	10	25.17
Fewest Fouls (350 ranked)	271	11	448
<b>Fewest Turnovers (350 ranked)</b>	<b>49</b>	<b>2</b>	<b>275</b>
Field-Goal Percentage (350 ranked)	150	7	44.1
Field-Goal Percentage Defense (350 ranked)	76	6	40.8
Free Throw Attempts (350 ranked)	56	5	514
Free Throws Made (350 ranked)	53	5	370
Free-Throw Percentage (350 ranked)	126	7	72
Offensive Rebounds Per Game (350 ranked)	326	14	7.61
Personal Fouls Per Game (350 ranked)	297	11	19.5
Rebound Margin (350 ranked)	341	14	-6.3
Scoring Defense (350 ranked)	89	5	66
<b>Scoring Margin (350 ranked)</b>	<b>49</b>	<b>3</b>	<b>8.8</b>
Scoring Offense (350 ranked)	88	6	74.9
<b>Steals Per Game (350 ranked)</b>	<b>20</b>	<b>1</b>	<b>8.7</b>
<b>Three Pt FG Defense (350 ranked)</b>	<b>1</b>	<b>1</b>	<b>24.6</b>
Three-Point Field Goals Per Game (350 ranked)	183	4	7.2
Three-Point Field-Goal Percentage (350 ranked)	281	8	31.5
Total 3-point FGM (350 ranked)	191	4	166
Total Assists (350 ranked)	270	10	277
Total Blocks (350 ranked)	80	8	94
Total Rebounds (350 ranked)	309	14	754
Total Rebounds Per Game (350 ranked)	308	14	32.78
<b>Total Steals (350 ranked)</b>	<b>27</b>	<b>1</b>	<b>201</b>
<b>Turnover Margin (343 ranked)</b>	<b>6</b>	<b>1</b>	<b>5.2</b>
<b>Turnovers Forced (350 ranked)</b>	<b>16</b>	<b>1</b>	<b>17.13</b>
<b>Turnovers Per Game (350 ranked)</b>	<b>59</b>	<b>2</b>	<b>12</b>
Won-Lost Percentage (350 ranked)	60	4	69.6

## RAZORBACKS IN THE NCAA/SEC

PLAYER	NCAA	SEC	NO.
<b>3-pt Field Goal Attempts (248 ranked)</b>	<b>Isaiah Joe</b>	<b>8</b>	<b>1</b>
	Mason Jones	174	5
Assists Per Game (249 ranked)	Mason Jones	238	11
<b>Blocked Shots Per Game (248 ranked)</b>	<b>Adrio Bailey</b>	<b>70</b>	<b>5</b>
Defensive Rebounds per Game (248 ranked)	Mason Jones	154	6
Field-Goal Percentage (250 ranked)	Jimmy Whitt Jr.	97	5
	Mason Jones	218	11
<b>Free Throw Attempts (248 ranked)</b>	<b>Mason Jones</b>	<b>4</b>	<b>1</b>
<b>Free Throws Made (248 ranked)</b>	<b>Mason Jones</b>	<b>2</b>	<b>1</b>
Free-Throw Percentage (250 ranked)	Mason Jones	120	8
<b>Minutes Per Game (250 ranked)</b>	<b>Jimmy Whitt Jr.</b>	<b>20</b>	<b>2</b>
	Isaiah Joe	46	3
	Mason Jones	169	7
<b>Points Per Game (249 ranked)</b>	<b>Mason Jones</b>	<b>18</b>	<b>1</b>
	Isaiah Joe	165	8
Steals Per Game (247 ranked)	Mason Jones	82	6
	Isaiah Joe	161	9
<b>Three-Point Field Goals Per Game (239 ranked)</b>	<b>Isaiah Joe</b>	<b>4</b>	<b>1</b>
	Mason Jones	205	8
<b>Three-Point Field-Goal Percentage (93 ranked)</b>	<b>Isaiah Joe</b>	<b>85</b>	<b>2</b>
<b>Total 3-point FGM (241 ranked)</b>	<b>Isaiah Joe</b>	<b>21</b>	<b>1</b>
Total Blocks (229 ranked)	Adrio Bailey	72	5
Total Field Goal Attempts (245 ranked)	Mason Jones	160	4
	Jimmy Whitt Jr.	216	5
	Isaiah Joe	231	6
<b>Total Field Goals Made (247 ranked)</b>	<b>Jimmy Whitt Jr.</b>	<b>112</b>	<b>3</b>
	Mason Jones	190	7
Total Minutes (250 ranked)	Jimmy Whitt Jr.	58	2
<b>Total Points (247 ranked)</b>	<b>Mason Jones</b>	<b>47</b>	<b>1</b>
Total Steals (220 ranked)	Mason Jones	101	6



### Hogs Sign Davonte Davis

- Arkansas head coach Eric Musselman announced on Nov. 19 that Davonte Davis, a four-star recruit from Jacksonville, signed a National Letter of Intent with the Razorbacks.
- Davis (6-4, 175) is rated 80th on the ESPN Top 100 while ESPN has him the 18th-best shooting guard, the 18th-best player in the region and the second-best player in the state of Arkansas.
- "Our coaching staff is so excited to announce the signing of Davonte "Devo" Davis," Musselman said. "Devo will bring tremendous toughness and versatility to our Arkansas Razorbacks team. We love Devo's ability to be both a playmaker and a scorer at all three levels. He is an elite free throw attempt player and does a great job finishing through contact. From a defensive perspective, Devo will add a long, athletic defender that can guard multiple positions. He is an exhilarating, exciting point guard that Hog fans will love to watch and teammates will love to play with him."
- In other recruiting services, Davis is 100th on the 247Sports Composite and 16th among point guards. Rivals has him ranked 128th nationally and 29th at his position while 247Sports puts him 139th nationally and 21st among point guards. He is also #3 in the state by 247Sports.
- Davis was named to the 2019 USA TODAY All-Arkansas first team as a junior as he averaged 18.5 points, 5.3 rebounds and six assists per game. He played for Woodz Elite in the Nike EYBL.
- He is a three-time Arkansas Activities Association All-State selection, making the 2019 5A team with Jacksonville HS and the 2A teams in 2017 and 2018 while playing at Jacksonville Lighthouse.
- As a sophomore, Davis averaged 18.4 points, 8 assists, 7 rebounds and 2 steals. As a freshman, Davis averaged 16 points and seven rebounds in leading Lighthouse to conference and regional championships as well as the Class 2A state semifinal.



#### Austria

Anton Beard UBSC Graz

#### Canada

Olu Famutimi Guelph

Marvell Waithe London

#### Chile

Rashad Madden CD Valdivia

#### China

Courtney Fortson Guangsha L.

Sonny Weems Guangdong ST

#### ECBL (USA)

Kareem Reed Rowan County

#### Finland

Dustin Thomas Ura Basket

#### G League (USA)

Dusty Hannahs Memphis

#### Germany

Marshawn Powell Hamburg

#### Greece

Moses Kingsley Peristeri GS

#### Hungary

Alandise Harris ZTE KK

Anthlon Bell Nidaros Jets

#### Italy

Jaylen Barford Pesaro

Charles Thomas Basket RAV

#### Kazakhstan

Coty Clarke Astana

#### Latvia

Jabril Durham Vostak 65

#### Philippines

Michael Qualls North Port

#### Saudi Arabia

Arlando Cook Abha

#### Slovakia

Delvon Johnson Prievidza

#### South Korea

JaCorey Williams Mobis Phoebus

#### Turkey

Darian Townes Samsun

## Nolan Richardson Court

- Last March, the University of Arkansas System Board of Trustees unanimously approved a resolution to name the court at Bud Walton Arena for Hall of Fame coach Nolan Richardson.
- The University unveiled Nolan Richardson Court at Bud Walton Arena on October 20 prior to exhibition game with Little Rock. Arkansas won the game 79-64 on the newly-named court.
- Richardson was 389-169 in 17 seasons as Arkansas head coach and set a school record for wins. Among his many honors are NABC and Naismith Coach of the Year (1994), USBWA Most Courageous Award (1995), University of Arkansas Sports Hall of Honor (1996), Arkansas Sports Hall of Fame (1998), College Basketball Hall of Fame (2008) and the Naismith Memorial Basketball Hall of Fame (2014). He was honored with a banner in the rafters of Bud Walton Arena in 2015.
- He led the Razorbacks to 13 NCAA Tournament appearances including six Sweet 16's (1990, 1991, 1993, 1994, 1995, 1996), four Elite Eights (1990, 1991, 1994, 1995), three Final Fours (1990, 1994, 1995) a national runner-up finish (1995) and the 1994 NCAA Championship.
- In Richardson's 22 combined years as a head coach at the collegiate level – at Western Texas Junior College, the University of Tulsa and the University of Arkansas – he compiled a record of 508-206 (.711) and became the only head coach in college basketball history to win a National Junior College Championship, NIT Championship and NCAA Championship.





0

## JEANTAL CYLLA

F • Gr.Sr. • 6-7 • 215

Lake Worth, Fla. || Lake Worth HS.

GENE-tall SILL-uh ... Played one season at UNC Wilmington after beginning his career at Florida Atlantic. In addition to his collegiate experience ... Member of the Haitian National Team.

Received his B.A. in Communication Studies from UNCW in May 2019 ... Is pursuing an M.Ed. in Adult and Lifelong Learning at Arkansas.

## 2019-20 HIGHLIGHTS:

- Pulled down six boards in the season-opening win over Rice.
- **Scored his 1,000th career point** (in his 101st game) versus South Dakota ... Added season-high seven points, including his first 3-pointer of the season, with four rebounds.
- Got first start as a Razorback vs Northern Kentucky.
- Only played briefly versus Texas A&M, but came through with a big hustle play that led to Desi Sills' 3-pointer as time expired in the first half.
- Had only played 11 minutes over a seven-game span prior to Ole Miss ... However, was the first Razorbacks off the bench versus the Rebels and he played 11 first-half minutes and led the team with grabbed five rebounds.
- Made both is shots, including a 3-pointer, in scoring five points at Mississippi State ... Added two rebounds and an assist ... His layup at 12:07 in the first half was his first made field goal since the South Dakota game on Nov. 22 ... Played 16:42 (had only played 19 minutes the previous 11 games).
- Grabbed four rebounds with an assist and blocked shot in 13 in the win over TCU.

## DOUBLE-DOUBLES (3)

2018-19 (Jr. @ UNCW)

Opp	Pts	Rebs
at Mercer	19	10

2016-17 (So. @ FAU)

Opp	Pts	Rebs
Webber	10	10

2015-16 (Fr. @ FAU)

Opp	Pts	Rebs
UTSA	24	12

## PERSONAL BESTS


<b>POINTS</b> Season: 7 vs South Dakota (11/22/19) Career: 25 at UTEP (01/21/16)	<b>SEC ONLY</b> 5 at Miss State (01/22/20) 5 at Miss State (01/22/20)
<b>FG MADE</b> Season: 3 vs South Dakota (11/22/19) Career: 9 at UTEP (01/21/16)	<b>SEC ONLY</b> 2 at Miss State (01/22/20) 2 at Miss State (01/22/20)
<b>FG ATTEMPTED</b> Season: 7 (2x) last vs S Dakota (11/22/19) Career: 18 at Hofstra (01/17/19)	<b>SEC ONLY</b> 2 (2x) last at Miss State (01/22/20) 2 (2x) last at Miss State (01/22/20)
<b>3-POINT FG MADE</b> Season: 1 vs South Dakota (11/22/19) Career: 5 (2x) last vs Gardner-Webb (11/24/18)	<b>SEC ONLY</b> 1 at Miss State (01/22/20) 1 at Miss State (01/22/20)
<b>3-PT FG ATTEMPTS</b> Season: 2 vs South Dakota (11/22/19) Career: 8 at Rice (02/18/16)	<b>SEC ONLY</b> 1 at Miss State (01/22/20) 1 at Miss State (01/22/20)
<b>FT MADE</b> Season: 1 vs Rice (11/05/19) Career: 9 at Elon (02/21/19)	<b>SEC ONLY</b> 1 at Ole Miss (01/11/20) 1 at Ole Miss (01/11/20)
<b>FT ATTEMPTED</b> Season: 4 at Ole Miss (01/11/20) Career: 11 at Elon (02/21/19)	<b>SEC ONLY</b> 4 at Ole Miss (01/11/20) 4 at Ole Miss (01/11/20)
<b>REBOUNDS</b> Season: 6 vs Rice (11/05/19) Career: 10 (2x) last at Mercer (12/21/18)	<b>SEC ONLY</b> 5 at Ole Miss (01/11/20) 5 at Ole Miss (01/11/20)
<b>ASSISTS</b> Season: -- Career: 3 vs UNC Greensboro (11/13/18)	<b>SEC ONLY</b> 1 at Miss State (01/22/20) 1 at Miss State (01/22/20)
<b>STEALS</b> Season: -- Career: 4 vs Webber (12/21/16)	<b>SEC ONLY</b> --
<b>BLOCKED SHOTS</b> Season: 1 (4x) last vs TCU (01/25/20) Career: 2 (6x) last vs JMU (02/02/19)	<b>SEC ONLY</b> --
<b>MINUTES</b> Season: 22 vs Rice (11/05/19) Career: 38 at Ohio State (12/06/16)	<b>SEC ONLY</b> 16:48 at Miss State (01/22/20) 16:48 at Miss State (01/22/20)

## JEANTAL CYLLA 2019-20 GAME STATS

Opponent	Date	GS	Min	FG	FGA	Pct	3FG	3A	Pct	FT	FTA	Pct	O	D	Tot	Avg	PF	FO	A	TO	Blk	Stl	Pts	Avg
RICE	11/05/19	21	2	7	.286	0	1	.000	1	2	.500	1	5	6	6.0	2	0	0	2	1	0	5	5.0	
NORTH TEXAS	11/12/19	18	1	4	.250	0	3	.000	0	0	.000	0	2	2	4.0	2	0	0	1	0	0	2	3.5	
MONTANA	11/16/19	19	0	0	.000	0	0	.000	0	0	.000	1	1	2	3.3	2	0	0	3	0	0	0	2.3	
TEXAS SOUTHERN	11/19/19	10	1	3	.333	0	2	.000	0	0	.000	0	1	1	2.8	1	0	0	0	1	0	2	2.3	
SOUTH DAKOTA	11/22/19	14	3	7	.429	1	2	.500	0	0	.000	1	3	4	3.0	2	0	0	0	1	0	7	3.2	
at Georgia Tech	11/25/19	8	0	2	.000	0	2	.000	0	0	.000	0	1	1	2.7	2	0	0	0	0	0	0	2.7	
NORTHERN KY	11/30/19	*	6	0	0	.000	0	0	.000	0	0	.000	0	0	0	2.3	0	0	0	0	0	0	2.3	
AUSTIN PEAY	12/03/19	2	0	1	.000	0	0	.000	0	0	.000	0	0	0	2.0	1	0	0	0	0	0	0	2.0	
at Western Kentucky	12/07/19	0	0	0	.000	0	0	.000	0	0	.000	0	0	0	1.8	0	0	0	0	0	0	0	1.8	
TULSA	12/14/19	4	0	0	.000	0	0	.000	0	0	.000	0	0	0	1.6	0	0	0	0	0	0	0	1.6	
vs Valparaiso	12/21/19	4	0	0	.000	0	0	.000	0	0	.000	0	2	2	1.6	1	0	0	1	0	0	0	1.5	
at Indiana	12/29/19	DNP																						
TEXAS A&M	01/04/20	1	0	0	.000	0	0	.000	0	0	.000	1	0	1	1.6	0	0	0	0	0	0	0	1.3	
at LSU	01/08/20	DNP																						
at Ole Miss	01/11/20	11	0	2	.000	0	0	.000	1	4	.250	1	4	5	1.8	2	0	0	1	0	0	1	1.3	
VANDERBILT	01/15/20	1	0	0	.000	0	0	.000	0	0	.000	0	0	0	1.7	0	0	0	1	0	0	0	1.2	
KENTUCKY	01/18/20	DNP																						
at Mississippi St.	01/22/20	17	2	2	1.000	1	1	1.000	0	0	.000	0	2	2	1.7	2	0	1	0	0	0	5	1.5	
TCU	01/25/20	13	0	1	.000	0	0	.000	0	0	.000	1	3	4	1.9	1	0	1	2	1	0	0	1.4	
SOUTH CAROLINA	01/29/20	3	0	2	.000	0	1	.000	0	0	.000	0	0	0	1.8	0	0	0	0	0	1	0	1.3	
at Alabama	02/01/20	1	0	0	.000	0	0	.000	0	0	.000	0	2	2	1.8	0	0	0	0	0	0	0	1.2	
AUBURN	02/04/20	2	0	0	.000	0	0	.000	0	0	.000	0	0	0	1.7	1	0	0	0	0	1	0	1.2	
at Missouri	02/08/20	5	0	0	.000	0	0	.000	0	0	.000	0	2	2	1.7	3	0	1	0	0	0	0	1.1	
Totals		1	160	9	31	.290	2	12	.167	2	6	.333	6	28	34	1.7	22	0	3	11	4	2	22	1.1

## JEANTAL CYLLA CAREER STATISTICS

Year	GP	GS	Min	Avg	FG	FGA	Pct	3FG	3FGA	Pct	FT	FTA	Pct	Off	Def	Tot	Avg	PF	FO	Ass	TO	Blk	Stl	Pts	Avg	
2015-16 (FAU)	33	24	870	26.4	105	272	.386	44	128	.344	65	89	.730	25	89	114	3.5	85	4	16	44	15	17	319	9.7	
2016-17 (FAU)	30	30	660	22.0	75	196	.383	23	87	.264	41	56	.732	28	70	98	3.3	58	0	13	29	10	13	214	7.1	
2017-18 - REDSHIRTED AT UNCW																										
2018-19 (UNCW)	33	32	930	28.2	156	365	.427	33	106	.311	106	125	.848	48	103	151	4.6	86	2	18	46	17	17	451	13.7	
2019-20 (ARK)	20	1	160	8.0	9	31	.290	2	12	.167	2	6	.333	6	28	34	1.7	22	0	3	11	4	2	22	1.1	
TOTAL	116	87	2620	22.6	345	864	.399	102	333	.306	214	276	.775	107	290	397	3.4	251	6	50	130	46	49	1006	8.7	



1

# ISAIAH JOE

G • So. • 6-5 • 167

Fort Smith, Ark. || Fort Smith Northside HS

## 30-PT GAMES (3)

12/01/18 • FIU	34
11/19/19 • TEXAS SOUTHERN	33
01/11/20 • at Ole Miss	34

### • 2019-20 Preseason All-SEC (2nd Team Coaches and Media)

- Set Arkansas season record with 113 3's made last season ... **HAS 185, CAREER TREYS, 7TH ON THE SCHOOL'S ALL-TIME TOP 10.**
- SEC PLAYER OF THE WEEK (Dec. 30): 24 pts - 5 rebs / Scored 14 of team's final 32 pts in come-from-behind win at Indiana.**
- AMONG ACTIVE NCAA DI PLAYERS, RANKS 3RD IN CAREER 3-POINTERS MADE PER GAME (3.43)**

• 3PT FGM/GM	3.60	<b>4th NCAA</b>	<b>1st SEC</b>	• 3PT Made	72	<b>21st NCAA</b>	<b>1st SEC</b>
• 3PT Att	212	<b>8th NCAA</b>	<b>1st SEC</b>	• 3PT Pct.	.340	<b>85th NCAA</b>	<b>2nd SEC</b>
• Minutes/GM	36:38	<b>46th NCAA</b>	<b>3rd SEC</b>	• Steals/Gm	1.55	<b>16th NCAA</b>	<b>9th SEC</b>
• Points/Gm	16.0	<b>165th NCAA</b>	<b>8th SEC</b>				

### • Games in double figure points: 44 for career • 16 for 2019-20 ... Games Making 3+ 3's: 34 for career • 14 for 2019-20

### • Made at least one 3-pointer in 51 of his 54 career games ... Had a streak of 34 gms with at least 1 trey snapped at Alabama (Feb. 2)

### • Had successful right knee arthroscopic debridement surgery prior to Auburn (Feb. 4) due to recurring inflammation

### • Has 11 of the team's 27 charges drawn this season ... Led the team with 27 charges drawn last season.

### • 30 steals this season and had a team-best 51 last season.

### 2019-20 HIGHLIGHTS:

- Scored 24 in the season opener versus Rice with a **career-high seven assists**.
- Tied Mason Jones with a team-high 16 points versus North Texas ... Was 4-of-6 from 3-point range, making his last four.
- After a slow start vs Texas Southern, **had 33 points and five steals** - both were one shy of career highs ... In the first half, was 0-of-4 from 3-point range (team was 0-of-13) with four points ... Opened second half with a trey and had 29 points with four steals in the period, making 6-of-9 from 3-point range ... Also was 9-of-11 at the free throw line - both career bests.
- Had a **career-high nine rebounds** and **tied a career-high with six steals** in the win at Georgia Tech ... One of his steals was huge in overtime ... After missing a 3 in the deep right corner, Joe sprinted down the court and intercepted a pass in the lane that would have been an easy layup for Tech.
- Led the team with six rebounds versus Austin Peay.
- Scored eight early points for a 12-5 lead versus Tulsa and finished with 20 points, making 4-of-10 3-pointers.
- Had a team-high 21 points in the win versus Valpo, making 5 3-pointers and grabbing seven rebounds ... In come-from-behind win, scored five inside final 4:14 during 12-2 run with a key steal and assist.
- Named **SEC PLAYER OF THE WEEK** as he scored 24 in the come-from-behind win at Indiana ... Scored 18 in the second half, including 14 of the teams' final 32 to erase an 11-point deficit ... Hit six triples, including three straight to start rally.
- Scored 17 versus Texas A&M ... In fact, he scored 11 as part of a 19-11 run to end the game ... Added five rebounds.
- Tied a career high with 34 points** in the come-from-behind win at Ole Miss ... Scored 26 in the second half (8-10 FG; 5-7 3PT, 5-5 FT) with two keys steals inside the final two minutes ... Also had two blocks, one in the second half that led to a fast-break layup ... Down four with 4:49 to play, Arkansas finished the game on a 12-4 run with Joe scoring eight points with two steals.
- Only scored 5 points on 2-of-13 shooting (1-of-8 3FG) but had an **SEC career-best seven rebounds** with three assists.

## ISAIAH JOE 2019-20 GAME STATS

Opponent	Date	GS	Min	FG	FGA	Pct	3FG	3A	Pct	FT	FTA	Pct	O	D	Tot	Avg	PF	FO	A	TO	Blk	Stl	Pts	Avg	
RICE	11/05/19	*	32	10	18	.556	4	11	.364	0	0	.000	0	5	5	5.0	1	0	7	5	0	0	24	24.0	
NORTH TEXAS	11/12/19	*	38	5	9	.556	4	6	.667	2	2	1.000	0	3	3	4.0	0	0	2	3	1	3	16	20.0	
MONTANA	11/16/19	*	37	2	13	.154	2	9	.222	3	5	.600	0	5	5	4.3	1	0	2	0	0	0	9	16.3	
TEXAS SOUTHERN	11/19/19	*	37	9	20	.450	6	13	.462	9	11	.818	3	1	4	4.3	2	0	1	1	0	5	33	20.5	
SOUTH DAKOTA	11/22/19	*	35	2	10	.200	1	6	.167	0	0	.000	2	3	5	4.4	2	0	5	1	0	0	5	17.4	
at Georgia Tech	11/25/19	*	43	4	15	.267	3	11	.273	2	2	1.000	0	9	9	5.2	3	0	1	1	0	6	13	16.7	
NORTHERN KY	11/30/19	*	39	2	11	.182	2	10	.200	4	5	.800	0	0	0	4.4	1	0	4	3	0	0	10	15.7	
AUSTIN PEAY	12/03/19	*	39	4	14	.286	3	10	.300	5	5	1.000	2	4	6	4.6	1	0	1	3	0	2	16	15.8	
at Western Kentucky	12/07/19	*	42	6	15	.400	5	14	.357	1	3	.333	1	3	4	4.6	1	0	2	5	1	0	18	16.0	
TULSA	12/14/19	*	28	8	14	.571	4	10	.400	0	0	.000	0	3	3	4.4	4	0	1	0	1	3	20	16.4	
vs Valparaiso	12/21/19	*	38	5	16	.313	5	14	.357	6	7	.857	0	7	7	4.6	2	0	1	1	1	1	21	16.8	
at Indiana	12/29/19	*	39	7	20	.350	6	17	.353	4	4	1.000	1	4	5	4.7	0	0	0	2	0	0	24	17.4	
TEXAS A&M	01/04/20	*	39	6	14	.429	5	12	.417	0	0	.000	1	4	5	4.7	2	0	2	1	0	2	17	17.4	
at LSU	01/08/20	*	31	4	13	.308	2	9	.222	3	4	.750	1	2	3	4.6	2	0	1	1	0	2	13	17.1	
at Ole Miss	01/11/20	*	39	11	18	.611	7	13	.538	5	5	1.000	0	4	4	4.5	0	0	2	2	2	2	34	18.2	
VANDERBILT	01/15/20	*	32	4	12	.333	4	11	.364	0	0	.000	0	4	4	4.5	1	0	3	0	0	1	12	17.8	
KENTUCKY	01/18/20	*	37	4	14	.286	3	11	.273	2	2	1.000	2	3	5	4.5	2	0	0	1	0	2	13	17.5	
at Mississippi St.	01/22/20	*	36	2	13	.154	1	8	.125	0	0	.000	0	7	7	4.7	4	0	3	3	0	1	5	16.8	
TCU	01/25/20	DNP	-	Inj																					
SOUTH CAROLINA	01/29/20		36	5	16	.313	5	14	.357	1	2	.500	0	1	1	4.5	1	0	0	2	0	1	16	16.8	
at Alabama	02/01/20	*	21	0	3	.000	0	3	.000	0	0	.000	0	1	1	4.3	2	0	0	0	0	0	0	16.0	
AUBURN	02/04/20	DNP	-	Inj																					
at Missouri	02/08/20	DNP	-	Inj																					
Totals			19	718	100	278	.360	72	212	.340	47	57	.825	13	73	86	4.3	32	0	38	35	6	30	319	16.0

### • PERSONAL BESTS •

<b>POINTS</b>	<b>SEC ONLY</b>
Season: 34 at Ole Miss (01/11/20)	34 at Ole Miss (01/11/20)
Career: 34 (2x) last at Ole Miss (01/11/20)	34 at Ole Miss (01/11/20)
<b>FG MADE</b>	<b>SEC ONLY</b>
Season: 11 at Ole Miss (01/11/20)	11 at Ole Miss (01/11/20)
Career: 11 (2x) last at Ole Miss (01/11/20)	11 at Ole Miss (01/11/20)
<b>FG ATTEMPTED</b>	<b>SEC ONLY</b>
Season: 20 (2x) last at Indiana (12/29/19)	18 at Ole Miss (01/11/20)
Career: 20 (2x) last at Indiana (12/29/19)	18 (2x) last at Ole Miss (01/11/20)
<b>3-POINT FG MADE</b>	<b>SEC ONLY</b>
Season: 7 at Ole Miss (01/11/20)	7 at Ole Miss (01/11/20)
Career: 10 vs. FIU (12/01/18)	7 (2x) last at Ole Miss (01/11/20)
<b>3-PT FG ATTEMPTS</b>	<b>SEC ONLY</b>
Season: 17 at Indiana (12/29/19)	14 vs South Carolina (01/29/20)
Career: 17 at Indiana (12/29/19)	14 (2x) last vs USC (01/20/20)
<b>FT MADE</b>	<b>SEC ONLY</b>
Season: 9 vs TX Southern (11/19/19)	5 at Ole Miss (01/11/20)
Career: 9 vs TX Southern (11/19/19)	8 vs Texas A&M (02/23/19)
<b>FT ATTEMPTED</b>	<b>SEC ONLY</b>
Season: 11 vs TX Southern (11/19/19)	5 at Ole Miss (01/11/20)
Career: 11 vs TX Southern (11/19/19)	9 vs Texas A&M (02/23/19)
<b>REBOUNDS</b>	<b>SEC ONLY</b>
Season: 9 at Georgia Tech (11/25/19)	7 at Miss State (01/22/20)
Career: 9 at Georgia Tech (11/25/19)	7 at Miss State (01/22/20)
<b>ASSISTS</b>	<b>SEC ONLY</b>
Season: 7 vs Rice (11/05/19)	3 (2x) last at Miss State (01/22/20)
Career: 7 vs Rice (11/05/19)	5 vs Vanderbilt (02/05/19)
<b>STEALS</b>	<b>SEC ONLY</b>
Season: 6 at Georgia Tech (11/25/19)	2 (4x) last vs Kentucky (01/18/20)
Career: 6 (2x) last at Ga Tech (11/25/19)	6 vs Alabama (03/09/19)
<b>BLOCKED SHOTS</b>	<b>SEC ONLY</b>
Season: 2 at Ole Miss (01/11/20)	2 at Ole Miss (01/11/20)
Career: 2 (2x) last at Ole Miss (01/11/20)	2 (2x) last at Ole Miss (01/11/20)
<b>MINUTES</b>	<b>SEC ONLY</b>
Season: 43:07 at Georgia Tech (11/25/19)	38:59 vs Texas A&M (01/04/20)
Career: 43:07 at Georgia Tech (11/25/19)	38:59 vs Texas A&M (01/04/20)

## ISAIAH JOE CAREER STATISTICS

Year	GP	GS	Min	Avg	FG	FGA	Pct	3FG	3FGA	Pct	FT	FTA	Pct	Off	Def	Tot	Avg	PF	FO	Ast	TO	Blk	Stl	Pts	Avg
2018-19	34	34	1024	30.1	148	358	.413	113	273	.414	62	82	.756	21	73	94	2.8	64	0	58	42	5	51	471	13.9
2019-20	20	19	718	35.9	100	278	.360	72	212	.340	47	57	.825	13	73	86	4.3	32	0	38	35	6	30	319	16.0
TOTAL	54	53	1742	32.3	248	636	.390	185	485	.381	109	139	.784	34	146	180	3.3	96	0	96	77	11	81	790	14.6



2

## ADRIO BAILEY

F • Sr. • 6-6 • 217

Clarence, La. || Lakeview HS

## DOUBLE-DOUBLES (1)

11/16/19 • MONTANA 12 pts 11 reb

• Represents Arkansas on the SEC Men's Basketball Leadership Council and member of the Arkansas Student-Athlete Advisory Committee ... **Named to the 2019 SEC Community Service Team.**

• Total Blocks 37 72nd NCAA 5th SEC • Blocks/Gm 1.61 70th NCAA 5th SEC

• Has at least one blocked shot in 21-of-23 games this season and at least one steal 15 times.

• **Leads the team in deflections with 106 deflections (9 vs Valpo & Auburn / 8 vs South Dakota & @ LSU)**

• Made 2-of-3 from 3-point range vs Valpo ... Entered the game with two triples for the year and four for his career.

• Was 2-of-12 from 3-point range last season (and career) ... Is 8-of-20 (.400) from deep this season.

• For his career in SEC play, has made five 3-pointers – at LSU '19, at LSU '20, vs Kentucky '20, vs Auburn '20 at Mizzou '20

## 2019-20 HIGHLIGHTS:


- Pulled down a **then career-high** nine rebounds and tied **then career-high** with three steals versus Rice.
- Had a **career-high four steals** versus North Texas.
- Recorded **first career double-double** with 12 points and **career-high 11 rebounds** in the win over Montana.
- Accounted for five of Arkansas' five blocked shots vs. Texas Southern ... The five rejections **tied a career high**.
- Tied a career-high with three assists at Georgia Tech.
- For the four games of the Collegiate Hoops Roadshow, averaged 6.8 points and 5.3 rebounds ... Led the team with seven blocked shots and hit two free throws with 11 seconds left versus Northern Kentucky to put the Hogs up four and seal the win.
- Perhaps best overall career game vs Valpo ... Scored 10 points, making 2-of-3 from 3-pt range ... Had five rebounds, three steals and nine deflections ... **Tied a career high with five blocked shots**, including a one to secure the win with 43 seconds left.
- Had another great all-around game in playing a season-high 32:54 minutes at Indiana ... Only scored three points, but had a team-best eight rebounds and team-best six deflections with a steal and two blocked shots ... Held big man Trayce Jackson-Davis, who scored 20 points, to just four second-half points Jackson-Davis and he did not attempt a field goal the final nine minutes of the game ... **"Give them credit to for the adjustment. They had No. 33 (Whitt Jr.) on me in the first half. They switched to No. 2 (Bailey). He was a lot bigger and stronger. It was a good adjustment," Jackson-Davis said.**
- Had four blocked shots at LSU and played over 30 minutes – both career-highs in SEC play
- Versus Kentucky, registered three steals and two blocked shots with five rebounds and an early 3-pointer.
- Bounced backs from a tough outing at Alabama (0 pts, 1 reb) to have **his best game versus SEC competition vs Auburn ... Had SEC career highs in points (11), rebounds (7) and minutes (34:57)** with an assist, blocked shot and two steals.
- Just missed SEC career high with 10 points at Mizzou, going 3-of-3 from the field and 1-1 for 3PT.

## ADRIO BAILEY 2019-20 GAME STATS

Opponent	Date	GS	Min	FG	FGA	Pct	3FG	3A	Pct	FT	FTA	Pct	O	D	Tot	Avg	PF	FO	A	TO	Blk	Stl	Pts	Avg	
RICE	11/05/19	*	21	4	7	.571	0	0	.000	0	0	.000	2	7	9	9.0	3	0	1	3	1	3	8	8.0	
NORTH TEXAS	11/12/19	*	28	3	4	.750	1	2	.500	1	2	.500	2	3	5	7.0	1	0	0	1	1	4	8	8.0	
MONTANA	11/16/19	*	31	4	7	.571	0	1	.000	4	6	.667	5	6	11	8.3	4	0	1	1	1	0	12	9.3	
TEXAS SOUTHERN	11/19/19	*	17	2	6	.333	0	1	.000	0	0	.000	1	3	4	7.3	3	0	3	0	5	1	4	8.0	
SOUTH DAKOTA	11/22/19	*	21	3	7	.429	1	11	.000	0	0	.000	0	3	3	6.4	4	0	0	1	1	3	7	7.8	
at Georgia Tech	11/25/19	*	32	3	5	.600	0	0	.000	2	2	1.000	0	2	2	5.7	3	0	3	3	1	2	8	7.8	
NORTHERN KY	11/30/19	*	19	1	5	.200	0	1	.000	2	3	.667	1	2	3	5.3	0	0	1	3	0	1	4	7.3	
AUSTIN PEAY	12/03/19	*	18	1	1	1.000	0	0	.000	2	2	1.000	0	2	2	4.9	2	0	2	0	2	2	4	6.9	
at Western Kentucky	12/07/19	*	30	3	6	.500	0	1	.000	1	2	.500	2	2	4	4.8	4	0	0	0	1	0	7	6.9	
TULSA	12/14/19	*	19	3	5	.600	0	0	.000	2	4	.500	1	2	3	4.6	3	0	0	2	2	2	8	7.0	
vs Valparaiso	12/21/19	*	27	3	5	.600	2	3	.667	2	5	.400	1	4	5	4.6	1	0	0	1	5	3	10	7.3	
at Indiana	12/29/19	*	32	1	6	.167	0	0	.000	1	2	.500	3	5	8	4.9	2	0	0	1	2	1	3	6.9	
TEXAS A&M	01/04/20	*	18	1	2	.500	0	0	.000	0	0	.000	0	1	1	4.6	4	0	0	1	1	0	2	6.5	
at LSU	01/08/20	*	29	3	5	.600	1	2	.500	1	1	1.000	1	6	7	4.8	4	0	0	1	4	1	8	6.6	
at Ole Miss	01/11/20	*	25	3	6	.500	0	1	.000	2	2	1.000	0	5	5	4.8	4	0	1	0	2	0	8	6.7	
VANDERBILT	01/15/20	*	18	0	3	.000	0	0	.000	3	7	.429	1	4	5	4.8	5	1	0	1	1	0	3	6.5	
KENTUCKY	01/18/20	*	24	2	5	.400	1	3	.333	1	6	.167	1	4	5	4.8	3	0	2	0	2	3	6	6.5	
at Mississippi St.	01/22/20	*	20	3	5	.600	0	1	.000	0	2	.000	1	3	4	4.8	4	0	0	1	1	0	6	6.4	
TCU	01/25/20	*	34	3	5	.600	0	0	.000	1	1	1.000	2	4	6	4.8	4	0	0	1	1	1	7	6.5	
SOUTH CAROLINA	01/29/20	*	13	2	4	.500	0	0	.000	0	0	.000	0	2	2	4.7	4	0	0	3	1	0	4	6.4	
at Alabama	02/01/20		6	0	3	.000	0	0	.000	0	0	.000	1	0	1	4.5	0	0	0	1	0	0	0	6.0	
AUBURN	02/04/20	*	35	5	6	.833	1	2	.500	0	2	.000	1	6	7	4.6	4	0	1	1	1	2	11	6.3	
at Missouri	02/08/20	*	29	3	3	1.000	1	1	1.000	3	5	.600	1	2	3	4.6	5	1	1	4	1	2	10	6.4	
Totals			22	546	56	111	.505	8	20	.400	28	54	.519	27	78	105	4.6	71	2	16	30	37	31	148	6.4

## • PERSONAL BESTS •

POINTS	SEC ONLY
Season: 12 vs Montana (11/16/19)	11 vs Auburn (02/04/20)
Career: 20 vs. UC Davis (11/12/18)	11 vs Auburn (02/04/20)
FG MADE	SEC ONLY
Season: 5 vs Auburn (02/04/20)	5 vs Auburn (02/04/20)
Career: 7 (2x), last vs. Samford (11/10/17)	5 (2x) last vs Auburn (02/04/20)
FG ATTEMPTED	SEC ONLY
Season: 7 (2x) last vs Montana (11/16/19)	6 (2x) last vs Auburn (02/04/20)
Season: 9 at Tennessee (01/15/19)	9 at Tennessee (01/15/19)
3-POINT FG MADE	SEC ONLY
Season: 2 vs Valpo (12/21/19)	1 (4x) last at Missouri (02/08/20)
Career: 2 vs Valpo (12/21/19)	1 (5x) last at Missouri (02/08/20)
3-PT FG ATTEMPTS	SEC ONLY
Season: 3 (2x) last vs Kentucky (01/18/20)	3 vs Kentucky (01/18/20)
Career: 3 (2x) last vs Kentucky (01/18/20)	3 vs Kentucky (01/18/20)
FT MADE	SEC ONLY
Season: 4 vs Montana (11/16/19)	3 (2x) last at Missouri (02/08/20)
Career: 9 vs. UC Davis (11/12/18)	3 (3x) last at Missouri (01/08/20)
FT ATTEMPTED	SEC ONLY
Season: 6 (2x) last vs Kentucky (01/18/20)	7 vs Vanderbilt (01/15/20)
Career: 11 vs. UC Davis (11/12/18)	7 vs Vanderbilt (01/15/20)
REBOUNDS	SEC ONLY
Season: 11 vs Montana (11/16/19)	7 vs Auburn (02/04/20)
Career: 11 vs Montana (11/16/19)	7 vs Auburn (02/04/20)
ASSISTS	SEC ONLY
Season: 3 at Georgia Tech (11/25/19)	2 vs Kentucky (01/18/20)
Career: 3 (4x), last at Ga Tech (11/25/19)	3 (3x), last vs. LSU (01/12/19)
STEALS	SEC ONLY
Season: 4 vs North Texas (11/12/19)	3 vs Kentucky (01/18/20)
Career: 4 vs North Texas (11/12/19)	3 (2x) last vs Kentucky (01/18/20)
BLOCKED SHOTS	SEC ONLY
Season: 5 (2x) last vs Valpo (12/21/19)	4 at LSU (01/08/20)
Career: 5 (3x) last vs Valpo (12/21/19)	4 at LSU (01/08/20)
MINUTES	SEC ONLY
Season: 34:57 vs Auburn (02/04/20)	34:57 vs Auburn (02/04/20)
Career: 35:00 vs Texas (11/09/18)	34:57 vs Auburn (02/04/20)



## ADRIO BAILEY CAREER STATISTICS

Year	GP	GS	Min	Avg	FG	FGA	Pct	3FG	3FGA	Pct	FT	FTA	Pct	Off	Def	Tot	Avg	PF	FO	Ass	TO	Blk	Stl	Pts	Avg
2016-17	27	2	200	7.4	22	39	.564	0	0	.000	6	19	.316	13	22	35	1.3	29	0	7	11	7	14	50	1.9
2017-18	31	16	439	14.2	53	98	.541	0	0	.000	20	33	.606	29	50	79	2.5	59	1	17	18	23	15	126	4.1
2018-19	34	26	634	18.6	76	171	.444	2	12	.167	36	57	.632	27	74	101	3.0	89	2	25	27	25	25	190	5.6
2019-20	23	22	546	23.7	56	111	.505	8	20	.400	28	54	.519	27	78	105	4.6	71	2	16	30	37	31	148	6.4
TOTAL	115	66	1819	15.8	207	419	.494	10	32	.313	90	163	.552	96	224	320	2.8	248	5	65	86	92	85	514	4.5

3

# DESI SILLS

G • So. • 6-1 • 196

Jonesboro, Ark. || Jonesboro HS

- Although he did not have enough attempts to qualify for NCAA/SEC last season, led the team in 3PT% (.460).
- Despite shooting 26.8% from 3-pt for the season, **IS SHOOTING A TEAM-BEST 41.4% FROM DEEP OVER THE LAST 8 GMS.**

## SILLS WITH ISAIAH JOE OUT:

TCU	18 pts	7-8 FG	3-3 3PT	2 steals
Auburn	16 pts	4-10 FG	4-6 3PT	4 steals
at Missouri	12 pts	4-10 FG	2-6 3PT	0 steals
<b>TOTAL</b>	<b>15.3 ppg</b>	<b>15-28 (.536)</b>	<b>9-15 (.600)</b>	<b>2.0 steals/gm</b>

- Named **Collegiate Hoops Roadshow All-Tournament** ... Scored 17 points in the finale versus Northern Kentucky and had five steals over the four games.

## 2019-20 HIGHLIGHTS:

- Tied for the team lead with six rebounds versus North Texas ... Added his **first career blocked shot**.
- Scored 10 points, including eight in the first half, vs. Texas Southern.
- Pumped in 11 points at Georgia Tech, including three shots at the rim over one of the nation's top shot blockers James Banks III ... Led team with season-high four assists while grabbing four rebounds.
- Led the team for the first time in his career in scoring as he pumped in **a career-high 20 points** at Western Kentucky ... Was 7-of-11 from the field, making three 3's ... **Scored 18 of his 20 in the second half** (6-of-6 from the field, 3-of-3 from 3PT and 3-of-3 at the free throw line).
- Scored 10 at Indiana, hitting a key trey late in the game to get the Hogs to within two (61-59) ... Added five rebounds.
- Scored 13 versus Texas A&M - 11 in the first half ... Added four rebounds and two steals ... Hit a trey as time expired in the first half ... Singled out by Aggie head coach Buzz Williams for his "pesky" play.
- Scored nine in playing a regulation career-high 35:23 at Ole Miss ... Hit a shot in the lane with 3:56 left to tied the game (68-68) ... Drew seven fouls in the game.
- Grabbed a **career-high seven rebounds** versus Vanderbilt, adding 13 points, two assists and two steals.
- With Isaiah Joe out with injury, had **best game versus TCU** ... Scored 18 points in his first game coming off the bench this season ... Was 7-of-8 from the field, including 3-of-3 from 3-point range ... Added two steals ... Was team's Player of the Game.
- Had a sneaky really good game at Alabama, playing an SEC career-high 39:07 minutes and tying a career-high with three steals ... Only scored seven points, but the were all big ... Down 12-0, he got Arkansas on the board with a layup at 16:34 ... Drained a 3-pointer at 7:41 to Arkansas to within one, 22-21 at 7:41 ... Got a steal that led to two made free throws for a six-point lead (30-24 at 4:22) ... In the second half, had a steal at 13:46 and one at 9:01 as Arkansas would go up seven (64-57).
- Stepped up big again with Isaiah Joe's absence ... Had **best career SEC game versus Auburn** ... 14 points, making career-high four 3's with a career-high four steals while playing a career-high 40:50.

## DESI SILLS 2019-20 GAME STATS

Opponent	Date	GS	Min	FG	FGA	Pct	3FG	3A	Pct	FT	FTA	Pct	O	D	Tot	Avg	PF	FO	A	T	Blk	Stl	Pts	Avg	
RICE	11/05/19	*	29	4	8	.500	0	3	.000	0	0	.000	0	1	1	1.0	3	0	2	3	0	1	8	8.0	
NORTH TEXAS	11/12/19	*	34	3	8	.375	0	4	.000	3	5	.600	0	6	6	3.5	2	0	1	2	1	1	9	8.5	
MONTANA	11/16/19	*	25	2	8	.250	0	4	.000	1	2	.500	1	2	3	3.3	4	0	0	3	0	2	5	7.3	
TEXAS SOUTHERN	11/19/19	*	30	4	15	.267	0	5	.000	2	2	1.000	2	0	2	3.0	2	0	2	1	0	1	10	8.0	
SOUTH DAKOTA	11/22/19	*	24	2	8	.250	1	6	.167	1	1	1.000	0	4	4	3.2	2	0	1	3	0	0	6	7.6	
at Georgia Tech	11/25/19	*	39	5	9	.556	1	3	.333	0	0	.000	2	2	4	3.3	4	0	4	2	0	1	11	8.2	
NORTHERN KY	11/30/19	*	39	7	15	.467	0	5	.000	3	5	.600	0	4	4	3.4	3	0	1	2	1	2	17	9.4	
AUSTIN PEAY	12/03/19	*	24	3	6	.500	2	5	.400	0	0	.000	0	1	1	3.1	4	0	1	1	0	2	8	9.3	
at Western Kentucky	12/07/19	*	36	7	11	.636	3	7	.429	3	3	1.000	0	1	1	2.9	4	0	0	3	0	2	20	10.4	
TULSA	12/14/19	*	30	3	10	.300	2	8	.250	1	4	.250	0	0	0	2.6	2	0	3	1	1	0	9	10.3	
vs Valparaiso	12/21/19	*	20	1	4	.250	1	3	.333	1	2	.500	1	4	5	2.8	0	0	0	1	1	1	4	9.7	
at Indiana	12/29/19	*	31	3	9	.333	2	4	.500	2	2	1.000	0	5	5	3.0	5	1	1	0	0	1	10	9.8	
TEXAS A&M	01/04/20	*	30	4	9	.444	1	4	.250	4	6	.667	1	3	4	3.1	3	0	1	0	0	2	13	10.0	
at LSU	01/08/20	*	32	2	7	.286	1	6	.167	3	3	1.000	1	1	2	3.0	1	0	1	1	0	1	8	9.9	
at Ole Miss	01/11/20	*	33	4	8	.500	0	1	.000	1	2	.500	1	2	3	3.0	2	0	0	0	0	0	9	9.8	
VANDERBILT	01/15/20	*	36	6	9	.667	1	2	.500	0	0	.000	0	7	7	3.3	3	0	2	0	0	2	13	10.0	
KENTUCKY	01/18/20	*	26	1	6	.167	1	3	.333	1	2	.500	1	1	2	3.2	5	1	1	1	0	0	4	9.6	
at Mississippi St.	01/22/20	*	18	1	4	.250	0	2	.000	0	0	.000	0	1	1	3.1	2	0	2	0	0	0	2	9.2	
TCU	01/25/20		34	7	8	.875	3	3	1.000	1	2	.500	0	2	2	3.0	4	0	1	2	0	2	18	9.7	
SOUTH CAROLINA	01/29/20		29	2	6	.333	0	3	.000	5	8	.625	0	3	3	3.0	4	0	1	1	0	0	9	9.7	
at Alabama	02/01/20	*	39	2	6	.333	1	4	.250	2	2	1.000	0	1	1	2.9	3	0	2	3	0	3	7	9.5	
AUBURN	02/04/20	*	40	4	10	.400	4	6	.667	2	4	.500	0	1	1	2.8	5	1	2	2	0	4	14	9.7	
at Missouri	02/08/20	*	33	4	10	.400	2	6	.333	2	3	.667	1	3	4	2.9	4	0	1	1	0	0	12	9.8	
Totals			21	711	81	194	.418	26	97	.268	38	58	.655	11	55	66	2.9	71	3	30	33	4	28	226	9.8

## DESI SILLS CAREER STATISTICS

Year	GP	GS	Min	Avg	FG	FGA	Pct	3FG	3FGA	Pct	FT	FTA	Pct	Off	Def	Tot	Avg	PF	FO	Ast	TO	Blk	Stl	Pts	Avg
2018-19	34	8	576	16.9	55	125	.440	29	63	.460	40	57	.702	12	31	43	1.3	68	2	58	53	0	21	179	5.3
2019-20	23	21	711	30.9	81	194	.418	26	97	.268	38	58	.655	11	55	66	2.9	71	3	30	33	4	28	226	9.8
<b>TOTAL</b>	<b>57</b>	<b>29</b>	<b>1287</b>	<b>22.6</b>	<b>136</b>	<b>319</b>	<b>.426</b>	<b>55</b>	<b>160</b>	<b>.344</b>	<b>78</b>	<b>115</b>	<b>.678</b>	<b>23</b>	<b>86</b>	<b>109</b>	<b>1.9</b>	<b>139</b>	<b>5</b>	<b>88</b>	<b>86</b>	<b>4</b>	<b>49</b>	<b>405</b>	<b>7.1</b>

## PERSONAL BESTS

### POINTS

Season: 20 at Western Kentucky (12/07/19)  
Career: 20 at Western Kentucky (12/07/19)

### SEC ONLY

14 vs Auburn (02/04/20)  
15 at Kentucky (02/26/19)

### FG MADE

Season: 7 (3x) last vs TCU (01/20/20)  
Career: 7 (3x) last vs TCU (01/20/20)

### SEC ONLY

6 vs Vanderbilt (01/15/20)  
6 vs Vanderbilt (01/15/20)

### FG ATTEMPTED

Season: 15 (2x) last v Northern Ky (11/30/19)  
Career: 15 (2x) last v Northern Ky (11/30/19)

### SEC ONLY

10 (2x) last at Missouri (02/08/20)  
10 (2x) last at Missouri (02/08/20)

### 3-POINT FG MADE

Season: 4 vs Auburn (02/04/20)  
Career: 4 (2x) last vs Auburn (02/04/20)

### SEC ONLY

4 vs Auburn (02/04/20)  
4 vs Auburn (02/04/20)

### 3-PT FG ATTEMPTS

Season: 8 vs Tulsa (12/14/19)  
Career: 8 vs Tulsa (12/14/19)

### SEC ONLY

6 (3x) last at Missouri (02/08/20)  
6 (4x) last at Missouri (02/08/20)

### FT MADE

Season: 5 vs South Carolina (01/29/20)  
Career: 5 (2x) last vs USC (01/29/20)

### SEC ONLY

5 vs South Carolina (01/29/20)  
5 (2x) last vs USC (01/29/20)

### FT ATTEMPTED

Season: 8 vs South Carolina (01/29/20)  
Career: 8 (2x) last vs USC (01/29/20)

### SEC ONLY

8 vs South Carolina (01/29/20)  
8 (2x) last vs USC (01/29/20)

### REBOUNDS

Season: 7 vs Vanderbilt (01/15/20)  
Career: 7 vs Vanderbilt (01/15/20)

### SEC ONLY

7 vs Vanderbilt (01/15/20)  
7 vs Vanderbilt (01/15/20)

### ASSISTS

Season: 4 at Georgia Tech (11/25/19)  
Career: 6 vs. FIU (12/01/18)

### SEC ONLY

2 (2x) last vs Auburn (02/04/20)  
5 vs. LSU (01/12/19)

### STEALS

Season: 4 vs Auburn (02/04/20)  
Career: 4 vs Auburn (02/04/20)

### SEC ONLY

4 vs Auburn (02/04/20)  
4 vs Auburn (02/04/20)

### BLOCKED SHOTS

Season: 1 (4x) last vs Valpo (12/21/19)  
Career: 1 (4x) last vs Valpo (12/21/19)

### SEC ONLY

--  
--

### MINUTES

Season: 40:50 vs Auburn (02/04/20)  
Career: 40:50 vs Auburn (02/04/20)

### SEC ONLY

40:50 vs Auburn (02/04/20)  
40:50 vs Auburn (02/04/20)





5

## JALEN HARRIS

G • Jr. • 6-2 • 166

Wilson, N.C. || Word of God Christian Academy

## DOUBLE-DOUBLES (2)

11/21/18 • MONTANA ST 11 pts 11 asst  
12/15/18 • vs UTSA 11 pts 10 asst

Played his freshman season at the University of New Mexico, sat out as transfer at Arkansas in 2017-18.

• In 88 career games, has two with double-digit assists and 25 with at least 5 (20 at ARK, 1 at UNM) ... **48 of his 88 career games has 1 turnover or fewer** (28 at ARK, 20 at UNM) **including 21 with zero** (14 at ARK, 7 at UNM).

• Started TCU and South Carolina games ... Coach Muss likes the way he pushes the pace, especially in transition

• **DID NOT COMMIT A TURNOVER IN THE FIRST FOUR SEC GAMES (81:26 minutes)** with 12 assists, including 5 vs Texas A&M and 5 vs Vanderbilt ... Streak ended with two turnovers versus Kentucky.

• **Overall, has not committed a turnover in 6 of 10 SEC games and logged 316 minutes in SEC play with just eight turnovers and 26 assists.**

• **Has 248 assists in a year-and-a-half as a Razorback ... 22nd on the school's all-time list.**

## LAST SEASON

• 15th in NCAA • 2nd in the SEC in assist-to-turnover ratio (2.86) – 189 assists vs 67 turnovers

• His 189 assists ranked seventh on the school's single-season list ... The 189 assists are the most in a season by a Razorback sophomore.

## 2019-20 HIGHLIGHTS:

• Only made eight 3's in 2018-19, but was 2-of-2 from beyond the arc in the season-opening win versus Rice ... Added three steals.

• Led the team with five assists vs Texas Southern and Northern Kentucky ... Adding five rebounds vs TX SOU and played over 35 minutes off the bench vs NKU.

• In the four games of the Collegiate Hoops Roadshow, tied for the team lead with 12 assists and six steals.

• Part of the 5-guard lineup over the last eight minutes vs Texas A&M ... For the game, had five assists, zero turnovers, four rebounds, two steals and 4-of-4 at the free throw line.

• Got first start of the season versus TCU and responded with a **season-high six assists** with seven points and four rebounds.

• Scored a **season-high 11 points at Alabama** ... Of the 11, scored five straight as part of an 11-1 run that saw the Hogs go from down three top up seven with 1:20 left ... His personal 5-0 run consisted of two free throws for tie and go up one, then hit a 3-pointer ... Also, clinging to a 3-point lead with 21 seconds left, drained two free throws for a 5-point cushion.

## JALEN HARRIS 2019-20 GAME STATS

Opponent	Date	GS	Min	FG	FGA	Pct	3FG	3A	Pct	FT	FTA	Pct	O	D	Tot	Avg	PF	FO	A	TO	Blk	Stl	Pts	Avg
RICE	11/05/19	22	3	4	.750	2	2	1.000	2	4	.500	0	4	4	4.0	4	0	1	2	1	3	10	10.0	
NORTH TEXAS	11/12/19	18	0	2	.000	0	2	.000	2	2	1.000	0	0	0	2.0	4	0	1	1	1	0	2	6.0	
MONTANA	11/16/19	25	1	1	1.000	1	1	1.000	2	2	1.000	1	0	1	1.7	2	0	0	0	0	4	5	5.7	
TEXAS SOUTHERN	11/19/19	24	1	4	.250	0	3	.000	0	0	.000	0	5	5	2.5	3	0	5	3	0	1	2	4.8	
SOUTH DAKOTA	11/22/19	23	2	5	.400	0	2	.000	4	4	1.000	0	1	1	2.2	1	0	2	0	0	0	8	5.4	
at Georgia Tech	11/25/19	8	0	2	.000	0	1	.000	0	0	.000	0	0	0	1.8	1	0	1	1	0	0	0	4.5	
NORTHERN KY	11/30/19	35	1	4	.250	1	2	.500	2	2	1.000	0	4	4	2.1	1	0	5	2	0	1	5	4.6	
AUSTIN PEAY	12/03/19	32	2	4	.500	2	4	.500	0	0	.000	1	3	4	2.4	1	0	3	6	1	0	6	4.8	
at Western Kentucky	12/07/19	23	3	8	.375	1	4	.250	2	3	.667	0	1	1	2.2	3	0	2	1	0	1	9	5.2	
TULSA	12/14/19	23	1	1	1.000	0	0	.000	2	2	1.000	1	2	3	2.3	4	0	3	2	1	1	4	5.1	
vs Valparaiso	12/21/19	32	2	4	.500	0	2	.000	0	1	.000	1	5	6	2.6	2	0	3	2	1	1	4	5.0	
at Indiana	12/29/19	18	0	1	.000	0	1	.000	0	1	.000	0	1	1	2.5	3	0	1	1	0	1	0	4.6	
TEXAS A&M	01/04/20	31	1	4	.250	0	2	.000	4	4	1.000	0	4	4	2.6	2	0	5	0	0	2	6	4.7	
at LSU	01/08/20	20	1	5	.200	0	1	.000	0	0	.000	0	1	1	2.5	3	0	2	0	0	2	2	4.5	
at Ole Miss	01/11/20	10	0	1	.000	0	1	.000	0	0	.000	1	1	2	2.5	4	0	1	0	0	0	0	4.2	
VANDERBILT	01/15/20	19	1	3	.333	0	1	.000	0	0	.000	1	1	2	2.4	1	0	4	0	0	0	2	4.1	
KENTUCKY	01/18/20	28	2	6	.333	2	4	.500	0	0	.000	0	2	2	2.4	3	0	1	2	0	0	6	4.2	
at Mississippi St.	01/22/20	23	2	3	.667	0	1	.000	0	0	.000	0	0	0	2.3	4	0	2	0	1	1	4	4.2	
TCU	01/25/20 *	33	2	4	.500	1	2	.500	2	2	1.000	2	2	4	2.4	3	0	6	2	0	0	7	4.3	
SOUTH CAROLINA	01/29/20 *	26	1	2	.500	1	2	.500	1	4	.250	1	4	5	2.5	5	1	3	2	0	0	4	4.3	
at Alabama	02/01/20	31	3	4	.750	1	2	.500	4	5	.800	0	2	2	2.5	3	0	2	1	0	1	11	4.6	
AUBURN	02/04/20	33	2	9	.222	0	5	.000	3	4	.750	0	2	2	2.5	1	0	2	0	0	1	7	4.7	
at Missouri	02/08/20	40	2	5	.400	0	1	.000	3	4	.750	1	3	4	2.5	5	1	4	3	0	2	7	4.8	
Totals		2	577	33	86	.384	12	46	.261	33	44	.750	10	48	58	2.5	63	2	59	31	6	22	111	4.8

## • PERSONAL BESTS •

POINTS	SEC ONLY
Season: 11 at Alabama (02/01/20)	11 at Alabama (02/01/20)
Career: 17 at South Carolina (02/09/19)	17 at South Carolina (02/09/19)
FG MADE	SEC ONLY
Season: 3 (2x) last at Alabama (02/01/20)	3 at Alabama (02/01/20)
Career: 6 vs Western Ky. (12/08/18)	5 (2x), last at USC (02/09/19)
FG ATTEMPTED	SEC ONLY
Season: 6 vs Kentucky (01/18/20)	6 vs Kentucky (01/18/20)
Career: 16 at South Carolina (02/09/19)	16 at South Carolina (02/09/19)
3-POINT FG MADE	SEC ONLY
Season: 2 (3x) last vs Kentucky (01/18/20)	2 vs Kentucky (01/18/20)
Career: 2 (3x) last vs Kentucky (01/18/20)	2 vs Kentucky (01/18/20)
3-PT FG ATTEMPTS	SEC ONLY
Season: 5 vs Auburn (02/04/20)	5 vs Auburn (02/04/20)
Career: 5 (2x) last vs Auburn (02/04/20)	5 vs Auburn (02/04/20)
FT MADE	SEC ONLY
Season: 4 (3x) last at Alabama (02/01/20)	4 (2x) last at Alabama (02/01/20)
Career: 8 vs. UTA (01/23/18)	7 at South Carolina (02/09/19)
FT ATTEMPTED	SEC ONLY
Season: 5 at Alabama (01/04/20)	5 at Alabama (01/04/20)
Career: 11 (2x), last at TX A&M (01/05/19)	11 at Texas A&M (01/05/19)
REBOUNDS	SEC ONLY
Season: 5 vs Texas Southern (11/19/19)	4 (2x) last at Missouri (02/08/20)
Career: 9 (2x), last vs FIU (12/01/18)	6 at Ole Miss (01/19/19)
ASSISTS	SEC ONLY
Season: 6 vs TCU (01/25/20)	5 vs Texas A&M (01/04/20)
Career: 12 at Colorado State (12/05/18)	10 at Missouri (02/12/19)
STEALS	SEC ONLY
Season: 4 vs Montana (11/12/19)	2 (2x) last at LSU (01/08/20)
Career: 4 (2x) last vs Montana (11/16/19)	3 vs. Missouri (01/23/19)
BLOCKED SHOTS	SEC ONLY
Season: 1 (6x) last at Miss State (01/22/20)	1 at Miss State (01/22/20)
Career: 2 vs. Georgia (01/29/19)	2 vs. Georgia (01/29/19)
MINUTES	SEC ONLY
Season: 35:15 vs Northern Ky (11/30/19)	32:53 vs Auburn (02/04/20)
Career: 39 vs. Texas (11/09/18)	36 at Texas A&M (01/05/19)



## JALEN HARRIS CAREER STATISTICS

Year	GP	GS	Min	Avg	FG	FGA	Pct	3FG	3FGA	Pct	FT	FTA	Pct	Off	Def	Tot	Avg	PF	FO	Ast	TO	Blk	Stl	Pts	Avg
2016-17 (UNW)	31	18	639	20.6	47	107	.439	7	27	.259	38	51	.745	2	54	56	1.8	64	0	72	40	3	25	139	4.5
2017-18	REDSHIRTED AT ARKANSAS																								
2018-19 (ARK)	34	34	1046	30.8	85	249	.341	8	69	.116	82	119	.689	18	80	98	2.9	75	1	189	66	6	38	260	7.6
2019-20 (ARK)	23	2	577	25.1	33	86	.384	12	46	.261	33	44	.750	10	48	58	2.5	63	2	59	31	6	22	111	4.8
TOTAL	88	54	2262	25.7	165	442	.373	27	142	.190	153	214	.715	30	182	212	2.4	202	3	320	137	15	85	510	5.8



# 12 TY STEVENS

G • Jr. • 6-2 • 180  
Republic, Mo. || Republic HS

Second year walk-on ... Lone career points came on an old-fashion 3-point play at Vanderbilt last season.

## 2019-20 HIGHLIGHTS:

- Saw action in the season-opening win over Rice.
- Has his second career shot attempt in the win over Texas Southern.
- Came off the bench in overtime versus Missouri.

## TY STEVENS 2019-20 GAME STATS

Opponent	Date	GS	Min	FG	FGA	Pct	3FG	3A	Pct	FT	FTA	Pct	O	D	Tot	Avg	PF	FO	A	TO	Blk	Stl	Pts	Avg
RICE	11/05/19	2		0	0	.000	0	0	.000	0	1	.000	0	0	0	0.0	0	0	0	0	0	0	0	0.0
NORTH TEXAS	11/12/19	DNP																						
MONTANA	11/16/19	DNP																						
TEXAS SOUTHERN	11/19/19	1		0	1	.000	0	0	.000	0	0	.000	0	0	0	0.0	0	0	0	0	0	0	0	0.0
SOUTH DAKOTA	11/22/19	DNP																						
at Georgia Tech	11/25/19	DNP																						
NORTHERN KY	11/30/19	DNP																						
AUSTIN PEAY	12/03/19	DNP																						
at Western Kentucky	12/07/19	DNP																						
TULSA	12/14/19	1		0	0	.000	0	0	.000	0	2	.000	0	0	0	0.0	0	0	0	0	0	0	0	0.0
vs Valparaiso	12/21/19	DNP																						
at Indiana	12/29/19	DNP																						
TEXAS A&M	01/04/20	DNP																						
at LSU	01/08/20	DNP																						
at Ole Miss	01/11/20	DNP																						
VANDERBILT	01/15/20	0+		0	0	.000	0	0	.000	0	0	.000	0	0	0	0.0	0	0	0	0	0	0	0	0.0
KENTUCKY	01/18/20	DNP																						
at Mississippi St.	01/22/20	DNP																						
TCU	01/25/20	DNP																						
SOUTH CAROLINA	01/29/20	DNP																						
at Alabama	02/01/20	DNP																						
AUBURN	02/04/20	DNP																						
at Missouri	02/08/20	0+		0	0	.000	0	0	.000	0	0	.000	0	0	0	0.0	0	0	0	0	0	0	0	0.0
Totals		0	4	0	1	.000	0	0	.000	0	3	.000	0	0	0	0.0	0	0	0	0	0	0	0	0.0

## TY STEVENS CAREER STATISTICS

Year	GP	GS	Min	Avg	FG	FGA	Pct	3FG	3FGA	Pct	FT	FTA	Pct	Off	Def	Tot	Avg	PF	FO	Ast	TO	Blk	Stl	Pts	Avg
2018-19	2	0	2	1.0	1	1	1.000	0	0	.000	1	1	1.000	0	0	0	0.0	0	0	0	0	0	0	3	1.5
2019-20	5	0	4	0.8	0	1	.000	0	0	.000	0	3	.000	0	0	0	0.0	0	0	0	0	0	0	0	0.0
TOTAL	7	0	6	0.9	1	2	.500	0	0	.000	1	4	.250	0	0	0	0.0	0	0	0	0	0	0	3	0.4

## PERSONAL BESTS

POINTS	SEC ONLY
Season: 3 at Vanderbilt (03/06/19)	3 at Vanderbilt (03/06/19)
Career: 3 at Vanderbilt (03/06/19)	
FG MADE	SEC ONLY
Season: 1 at Vanderbilt (03/06/19)	1 at Vanderbilt (03/06/19)
Career: 1 at Vanderbilt (03/06/19)	
FG ATTEMPTED	SEC ONLY
Season: 1 vs Texas Southern (11/19/19)	
Career: 1 (2x) last vs TX Southern (11/19/19)	1 at Vanderbilt (03/06/19)
3-POINT FG MADE	SEC ONLY
Season: --	--
Career: --	
3-PT FG ATTEMPTS	SEC ONLY
Season: --	--
Career: --	
FT MADE	SEC ONLY
Season: 1 at Vanderbilt (03/06/19)	1 at Vanderbilt (03/06/19)
Career: 1 at Vanderbilt (03/06/19)	
FT ATTEMPTED	SEC ONLY
Season: 1 vs Rice (11/05/19)	
Career: 2 vs Tulsa (12/14/19)	1 at Vanderbilt (03/06/19)
REBOUNDS	SEC ONLY
Season: --	--
Career: --	
ASSISTS	SEC ONLY
Season: --	--
Career: --	
STEALS	SEC ONLY
Season: --	--
Career: --	
BLOCKED SHOTS	SEC ONLY
Season: --	--
Career: --	
MINUTES	SEC ONLY
Season: 2 vs Rice (11/05/19)	0:33 vs Vanderbilt (01/15/20)
Career: 2 vs Rice (11/05/19)	0:33 vs Vanderbilt (01/15/20)



13

## EMEKA OBUKWELU

F • R.Jr. • 6-8 • 222

Plano, Texas || Plano West HS

Pronounced eh-MECK-uh Oh-Boo-QUAY-Lu ... Played two seasons at Univ. of Texas-Tyler before transferring to Arkansas ... Second year walk-on.

## 2019-20 HIGHLIGHTS:

- Only played the final minute in the season-opening win over Rice, but grabbed three rebounds.

## DOUBLE-DOUBLES (9)

2017-18 (So.)

Opp	Pts	Rebs
at Texas Lutheran	28	13
at Southwestern (TX)	26	13
at Austin	27	12
Rhodes	43	17
Colorado College	19	14
at Howard Payne	14	11
Louisiana College	25	13
at UT Dallas	19	10
LeTourneau	33	11

## • PERSONAL BESTS •

POINTS	SEC ONLY
Season:	
Career: 43 vs Rhodes (12/03/17)	--
FG MADE	SEC ONLY
Season:	
Career: 20 vs Rhodes (12/03/17)	--
FG ATTEMPTED	SEC ONLY
Season:	
Career: 26 at LeTourneau (02/01/18)	--
3-POINT FG MADE	SEC ONLY
Season:	
Career: --	--
3-PT FG ATTEMPTS	SEC ONLY
Season:	
Career: 1 (2x) last at Hardin-Simmons (12/07/17)	--
FT MADE	SEC ONLY
Season:	
Career: 6 (2x) last at Louisiana Coll. (02/17/18)	--
FT ATTEMPTED	SEC ONLY
Season:	
Career: 10 at Willamette (11/18/16)	--
REBOUNDS	SEC ONLY
Season: 3 vs Rice (11/05/19)	
Career: 20 vs Rhodes (12/03/17)	--
ASSISTS	SEC ONLY
Season:	
Career: 4 at Rust (01/19/17)	--
STEALS	SEC ONLY
Season:	
Career: 2 (2x) last at Louisiana Coll. (02/17/18)	--
BLOCKED SHOTS	SEC ONLY
Season:	
Career: 4 vs Belhaven (01/13/18)	--
MINUTES	SEC ONLY
Season: 1 vs Rice (11/05/19)	
Career: 42 vs Louisiana College (01/11/18)	0:33 vs Vanderbilt (01/15/20) 0:33 vs Vanderbilt (01/15/20)

## EMEKA OBUKWELU 2019-20 GAME STATS

Opponent	Date	GS	Min	FG	FGA	Pct	3FG	3A	Pct	FT	FTA	Pct	O	D	Tot	Avg	PF	FO	A	TO	Blk	Stl	Pts	Avg
RICE	11/05/19	1		0	0	.000	0	0	.000	0	0	.000	1	2	3	3.0	0	0	0	0	0	0	0	0.0
NORTH TEXAS	11/12/19	DNP																						
MONTANA	11/16/19	DNP																						
TEXAS SOUTHERN	11/19/19	DNP																						
SOUTH DAKOTA	11/22/19	DNP																						
at Georgia Tech	11/25/19	DNP																						
NORTHERN KY	11/30/19	DNP																						
AUSTIN PEAY	12/03/19	DNP																						
at Western Kentucky	12/07/19	DNP																						
TULSA	12/14/19	1		0	1	.000	0	1	.000	0	0	.000	0	0	0	1.5	0	0	0	0	0	0	0	0.0
vs Valparaiso	12/21/19	DNP																						
at Indiana	12/29/19	DNP																						
TEXAS A&M	01/04/20	DNP																						
at LSU	01/08/20	DNP																						
at Ole Miss	01/11/20	DNP																						
VANDERBILT	01/15/20	1		0	0	.000	0	0	.000	0	0	.000	0	0	0	1.0	0	0	0	0	0	0	0	0.0
KENTUCKY	01/18/20	DNP																						
at Mississippi St.	01/22/20	DNP																						
TCU	01/25/20	DNP																						
SOUTH CAROLINA	01/29/20	DNP																						
at Alabama	02/01/20	DNP																						
AUBURN	02/04/20	DNP																						
at Missouri	02/08/20	DNP																						
Totals		0	3	0	1	.000	0	1	.000	0	0	.000	1	2	3	1.0	0	0	0	0	0	0	0	0.0

## EMEKA OBUKWELU CAREER STATISTICS

Year	GP	GS	Min	Avg	FG	FGA	Pct	3FG	3FGA	Pct	FT	FTA	Pct	Off	Def	Tot	Avg	PF	FO	Ast	TO	Blk	Stl	Pts	Avg
2016-17 (UT-T)	26	15	462	17.8	79	131	.603	0	0	.000	20	45	.444	33	66	99	3.8	79	1	25	23	4	2	178	6.9
2017-18 (UT-T)	26	26	751	28.9	227	335	.677	0	2	.000	56	87	.644	55	147	202	7.8	79	5	38	56	9	8	510	19.6
2017-18 - REDSHIRTED AT ARKANSAS																									
2018-19 (ARK)	3	0	3	1.0	0	1	.000	0	1	.000	0	0	.000	1	2	3	1.0	0	0	0	0	0	0	0	0.0
TOTAL	55	41	1216	22.1	306	467	.655	0	3	.000	76	132	.576	89	215	304	5.5	158	6	63	79	13	10	688	12.5





# 14 JAMARIO BELL

F • Sr. • 6-5 • 250  
Junction City, Ark. || Junction City HS

- After playing his final football game as a Razorback (at Little Rock versus Missouri on Nov. 29), joined the basketball team for the Northern Kentucky game (Nov. 30).
- **Graduated Dec. 22, 2019 (Sport & Recreation Management).**

## 2019-20 BASKETBALL HIGHLIGHTS:

- First game action came vs Tulsa and he blocked a shot.
- Grabbed a rebound in his 33 seconds of game action vs Vanderbilt.

## HIGH SCHOOL BASKETBALL BIO

- Not only was Bell a highly recruited football player, was a highly touted basketball player ... Named to the **2015 USA TODAY All-Arkansas** second team with the likes of Malik Monk (Kentucky), KeVaughn Allen (Florida), Mitchell Smith (Missouri) and Javon Franklin (Auburn) making the 10-member team ... A two-time All-State selection, led Junction City to the 2A state championship game twice and was named to the 2015 2A All-State Tournament team ... Also helped the Dragons to the state semifinals as a sophomore ... His backboard-shattering dunk as a senior went viral on the internet (Also shattered a backboard in Arkansas' intramural gym) ... Played on the AAU circuit with the Arkansas Wings.

## ARKANSAS FOOTBALL CAREER

- Bell came to Arkansas as a wide receiver ... Moved from defensive end, to tight end, to linebacker and back to defensive end during his career ... Finished with 37 tackles in two seasons, including 6.5 TFL, and had 4.5 sacks – all in 2019.
- **2019 (SR):** Played in 10 games at defensive end and started the final game versus Missouri ... Finished with 17 tackles and ranked second on the team with 4.5 sacks.
- **2018 (JR):** Played in 11 of 12 games during his junior season with the Razorbacks ... Recorded 20 tackles, 11 solo.
- **2017 (SO):** Missed the first 10 weeks of the season due to a foot injury sustained during fall camp ... Saw action on special teams in the last two games.
- **2016 (FR):** Moved from tight end to linebacker during 2017 spring workouts ... Did not see any game action.
- **2015 (FR):** Transitioned from defensive line to tight end during 2016 spring workouts ... Redshirted.
- **HIGH SCHOOL FOOTBALL:** A consensus four-star prospect ... Named to the Associated Press Arkansas Super Team at defensive end in 2014 ... Helped lead Junction City to the Arkansas class 2A state championship in 2014.
- **OTHER:** Won the 2015 2A state championships in the shot put and discus ... Placed third in both events as a junior.

## JAMARIO BELL 2019-20 GAME STATS

Opponent	Date	GS	Min	FG	FGA	Pct	3FG	3A	Pct	FT	FTA	Pct	O	D	Tot	Avg	PF	FO	A	TO	Blk	Stl	Pts	Avg
RICE	11/05/19	--	--																					
NORTH TEXAS	11/12/19	--	--																					
MONTANA	11/16/19	--	--																					
TEXAS SOUTHERN	11/19/19	--	--																					
SOUTH DAKOTA	11/22/19	--	--																					
at Georgia Tech	11/25/19	--	--																					
NORTHERN KY	11/30/19	DNP																						
AUSTIN PEAY	12/03/19	DNP																						
at Western Kentucky	12/07/19	DNP																						
TULSA	12/14/19	1	0	0	.000		0	0	.000	0	0	.000	0	0	0	0.0	1	0	0	0	1	0	0	0.0
vs Valparaiso	12/21/19	DNP																						
at Indiana	12/29/19	DNP																						
TEXAS A&M	01/04/20	DNP																						
at LSU	01/08/20	DNP																						
at Ole Miss	01/11/20	DNP																						
VANDERBILT	01/15/20	1	0	0	.000		0	0	.000	0	0	.000	0	1	1	0.5	0	0	0	0	0	0	0	0.0
KENTUCKY	01/18/20	DNP																						
at Mississippi St.	01/22/20	DNP																						
TCU	01/25/20	DNP																						
SOUTH CAROLINA	01/29/20	DNP																						
at Alabama	02/01/20	DNP																						
AUBURN	02/04/20	DNP																						
at Missouri	02/08/20	DNP																						
<b>Totals</b>		<b>0</b>	<b>2</b>	<b>0</b>	<b>0</b>	<b>.000</b>	<b>0</b>	<b>0</b>	<b>.000</b>	<b>0</b>	<b>0</b>	<b>.000</b>	<b>0</b>	<b>1</b>	<b>1</b>	<b>0.5</b>	<b>1</b>	<b>0</b>	<b>0</b>	<b>0</b>	<b>1</b>	<b>0</b>	<b>0</b>	<b>0.0</b>


## FOOTBALL CAREER HIGHS

Tackles: 4 (2x) last at LSU (10/10/18)  
Solo: 2 (7x) last vs Missouri (11/29/19)  
TFL: 2.0 (2x) last vs Texas A&M (9/28/19)  
Sacks: 2.0 vs Texas A&M (9/28/19)  
QBH: 1 (3x) last vs Western Ky (11/19/19)  
PBU: --  
FR: --  
FF: 1 (2x) last vs San Jose State (9/21/19)

NOTE: 4.5 sacks in 2019 / 17th in SEC

## PERSONAL BESTS

POINTS	SEC ONLY
Season: --	--
Career: --	--
FG MADE	SEC ONLY
Season: --	--
Career: --	--
FG ATTEMPTED	SEC ONLY
Season: --	--
Career: --	--
3-POINT FG MADE	SEC ONLY
Season: --	--
Career: --	--
3-PT FG ATTEMPTS	SEC ONLY
Season: --	--
Career: --	--
FT MADE	SEC ONLY
Season: --	--
Career: --	--
FT ATTEMPTED	SEC ONLY
Season: --	--
Career: --	--
REBOUNDS	SEC ONLY
Season: 1 vs Vanderbilt (01/15/20)	1 vs Vanderbilt (01/15/20)
Career: 1 vs Vanderbilt (01/15/20)	1 vs Vanderbilt (01/15/20)
ASSISTS	SEC ONLY
Season: --	--
Career: --	--
STEALS	SEC ONLY
Season: --	--
Career: --	--
BLOCKED SHOTS	SEC ONLY
Season: 1 vs Tulsa (12/14/19)	--
Career: 1 vs Tulsa (12/14/19)	--
MINUTES	SEC ONLY
Season: 0:49 vs Tulsa (12/14/19)	0:33 vs Vanderbilt (01/15/20)
Career: 0:49 vs Tulsa (12/14/19)	0:33 vs Vanderbilt (01/15/20)



## JAMARIO BELL CAREER STATISTICS

BASKETBALL	GP	GS	Min	Avg	FG	FGA	Pct	3FG	3FGA	Pct	FT	FTA	Pct	Off	Def	Tot	Avg	PF	FO	Ast	TO	Blk	Stl	Pts	Avg
2019-20	2	0	2	1.0	0	0	.000	0	0	.000	0	0	.000	0	1	1	0.5	1	0	0	0	1	0	0	0.0
FOOTBALL	GP	GS	Solo	Ast	Total	Tackles	TFL	Yds	Sacks	Yds	Int	Yds	PBU	PD	Qbh	FR	Yds	FF	Blkd	Kick	Saf				
2016 (Rfr.)	.	.	.	.	.	.	.	.	.	.	.	.	.	.	.	.	.	.	.	.	.	.	.	.	.
2017 (So.)	2	0	.	.	.	.	.	.	.	.	.	.	.	.	.	.	.	.	.	.	.	.	.	.	.
2018 (Jr.)	11	0	11	9	20		1.0	-5							1			1							
2019 (Sr.)	10	1	10	7	17		5.5	-27	4.5	-23					2			1							
CAREER	22	1	21	16	37		6.5	-32	4.5	-23					3			2							

15

## MASON JONES

G • Jr. • 6-5 • 200

Desoto, Texas || Triple A Academy

THE ONLY PLAYER IN THE SEC to rank among the top  
20 in scoring (1st) and rebounds (17th) and rank  
among the top 11 in steals (6th) and assists (11th).

• FT Made	148	2nd NCAA	1st SEC
• FT Pct	81.8%	120th NCAA	8th SEC
• Def Reb/Gm	5.27	154th NCAA	6th SEC
• Minutes/Gm	33:48	169th NCAA	7th SEC
• 3PT Made/Gm	2.09	205th NCAA	8th SEC

• Points/Gm	20.5	18th NCAA	1st SEC
• FT Att	181	4th NCAA	1st SEC
• Steals/Gm	1.77	82nd NCAA	6th SEC
• Assists/Gm	3.4	238th NCAA	11th SEC
• FG Pct	43.6%	218th NCAA	



## • Has 5+ rebounds in 19 of his 22 games

• Games in double figure pts: 39 for career • 19 for 2019-20

• Led team in scoring: 24 for career (15-9) • 14 for 2019-20 (8-6)

• Made 3+ 3's:

20 for career • 8 for 2019-20

• 20-POINT GMS: 17 FOR CAREER • 10 FOR 2019-20

• SEC PLAYER OF THE WEEK (Nov. 11): 32 pts - 7 rebs - 5 steals in season-opening win over Rice.

• SEC PLAYER OF THE WEEK (Dec. 16): 41 pts - 6 rebs - 4 steals - season-high 4 assists versus Tulsa.

• SEC co-PLAYER OF THE WEEK (Feb. 3): Avg. 32.0 pts &amp; 8.5 rebs - 34 pts &amp; 12 rebs vs USC • 30 pts and 5 rebs at Bama.

• 1st Razorback since Jannero Pargo (2002) to score at least 30 pts in back-to-back games; ONLY HOG TO SCORE 30-PLUS IN 3 STRAIGHT GAMES.

• Joins Jodie Meeks (UK • 3) and Shaquille O'Neal (LSU • 2) as only players in SEC over the last 30 years with at least two 40-point games in a season.

## 2019-20 HIGHLIGHTS:

• Named **SEC PLAYER OF THE WEEK** as he scored then career-high 32 in the season opener versus Rice – the 2nd-highest point production by a Razorback in a season opener ... Also had career highs in FG made (12), FG att (18) and steals (5) • Led the team in scoring (16), rebounds (6) and assists (2) in the in over North Texas • Led the team in scoring (19), assists (4), steals (4) and blocked shots (1) in the win over Montana • Made a **game-winning 3-pointer with 0.1 seconds left in overtime** (Arkansas' only points in OT) at Georgia Tech for a 62-61 win ... Scored 24 points with seven rebounds and five steals • Missed the Northern Kentucky game due to an injured shoulder ... Came back **versus Austin Peay** and scored 16 points while taking just six shots ... Made two 3's and was 6-of-6 at the free throw line • Named **SEC PLAYER OF THE WEEK** as he scored career-high 41 points and added six rebounds, while leading the team in assists (4) and steals (4) ... Tied career highs going 12-of-18 from the field (7-of-7 from 2-point range) ... 41 points ties for 7th-most in Arkansas history ... In the first half, scored 20 points, including a long 3-pointer at the buzzer for a 16-point halftime lead ... After Tulsa worked its 16-point deficit to nine (68-59 with 11:49 left), Jones scored 15 straight for the Razorbacks during an 18-5 run to give Arkansas a 22-point lead (86-64) • Missed his first 3 treys, but made two inside the final minute en route to 20 points in come-from-behind win vs Tulsa ... Tied season-high with nine rebounds and had game-high four assists ... **With Hogs' down 5 with 4:14, scored 8** – hit 3's at 1:24 to tie game and 0:53 left for 3-pt lead ... Sealed win with two free throws with 25 seconds left • Also hit back-to-back treys late at Indiana to give the Hogs a 5-pt lead (67-62 with 2:01 left) ... Finished with 21 points, making four triples, with six rebounds and six assists • Tied Isaiah Joe with team-best 17 points vs Texas A&M while leading the team in rebounds, (6) and steals (3) • At LSU, led team in points (24), assists (4) and steals (2) ... Added five rebounds • Had a **career-high nine assists** at Ole Miss ... Also led the team in rebounds (6) and steals (3) ... Scored 13, making 6-of-6 at the free throw line • Only scored one point versus Vanderbilt, but had eight assists (one shy of career high) with seven rebounds • Led the team in scoring (19), rebounds (6) and assists (2) versus Kentucky ... Scored nine points during a 20-6 run as the Hogs went from 11 down to up 3 with 8:19 to play • Had 18 of his 20 pts at Mississippi State in the second half ... Tied SEC career-best with seven rebounds to lead the team ... Also led the team with four assists • Scored 19 of his 20 pts in the TCU win in the second half, making 10-of-15 free throws ... Added five rebounds and four assists • Named **SEC PLAYER OF THE WEEK** ... **FIRST**, posted **second career double-double** vs South Carolina with 34 points (then SEC career-high) and a **career-high 12 rebounds** ... Led the team with four assists ... Was 15-of-16 at the free throw line ... Had 26 and 9 in the second half, making 13-of-14 FT • **SECOND**, led Hogs to come-from-behind win at Alabama, scoring 30 points, grabbing five rebounds and getting two steals ... Had **SEC career-high** in FG (10) and a **career-high FGA (20)** • **Dropped an SEC career-high 40 on Auburn** with a team-best five assists, adding two steals ... Career-highs in FG made (12), FGA (24), FTA (16) and minutes (4:50).

## DOUBLE-DOUBLES (2)

12/01/18 • FIU	19 pts	10 reb
01/29/20 • USC	34 pts	12 reb

## 30-PT GAMES (7)

01/12/19 • LSU	30
02/16/19 • MISSISSIPPI ST	30
11/05/19 • RICE	32
12/14/19 • TULSA	41
01/29/20 • SOUTH CAROLINA	34
02/01/20 • @ Alabama	30
02/04/20 • AUBURN	40

## MASON JONES 2019-20 GAME STATS

Opponent	Date	GS	Min	FG	FGA	Pct	3FG	3A	Pct	FT	FTA	Pct	O	D	Tot	Avg	PF	FO	A	TO	Blk	Stl	Pts	Avg	
RICE	11/05/19	*	33	12	18	.667	4	8	.500	4	4	1.000	1	6	7	7.0	0	0	3	3	0	5	32	32.0	
NORTH TEXAS	11/12/19	*	29	3	8	.375	1	5	.200	9	9	1.000	2	4	6	6.5	2	0	2	1	0	0	16	24.0	
MONTANA	11/16/19	*	35	5	13	.385	1	5	.200	8	8	1.000	3	2	5	6.0	2	0	4	2	1	4	19	22.3	
TEXAS SOUTHERN	11/19/19	*	20	2	4	.500	0	2	.000	2	2	1.000	0	2	2	5.0	2	0	1	4	2	1	6	18.3	
SOUTH DAKOTA	11/22/19	*	33	5	12	.417	0	3	.000	4	4	1.000	1	6	7	5.4	4	0	0	3	0	1	14	17.4	
at Georgia Tech	11/25/19	*	39	7	13	.538	3	8	.375	7	10	.700	0	7	7	5.7	4	0	3	6	0	5	24	18.5	
NORTHERN KY	11/30/19	DNP	Inj																						
AUSTIN PEAY	12/03/19	*	27	4	6	.667	2	4	.500	6	6	1.000	0	4	4	5.4	4	0	2	6	0	0	16	18.1	
at Western Kentucky	12/07/19	*	36	1	9	.111	0	4	.000	6	6	1.000	1	8	9	5.9	3	0	1	3	0	0	8	16.9	
TULSA	12/14/19	*	39	12	18	.667	5	11	.455	12	13	.923	1	5	6	5.9	2	0	4	1	1	4	41	19.6	
vs Valparaiso	12/21/19	*	29	5	12	.417	2	5	.400	8	9	.889	1	8	9	6.2	4	0	4	7	0	0	20	19.6	
at Indiana	12/29/19	*	31	8	17	.471	4	9	.444	1	1	1.000	0	6	6	6.2	4	0	6	4	0	0	21	19.7	
TEXAS A&M	01/04/20	*	37	5	17	.294	4	11	.364	3	5	.600	3	3	6	6.2	2	0	3	1	0	3	17	19.5	
at LSU	01/08/20	*	39	7	15	.467	4	7	.571	6	6	1.000	0	5	5	6.1	5	1	4	2	0	2	24	19.8	
at Ole Miss	01/11/20	*	38	3	12	.250	1	4	.250	6	6	1.000	0	6	6	6.1	2	0	9	4	0	3	13	19.4	
VANDERBILT	01/15/20	*	31	0	7	.000	0	5	.000	1	2	.500	1	6	7	6.1	4	0	8	2	0	1	1	18.1	
KENTUCKY	01/18/20	*	35	5	15	.333	1	5	.200	8	12	.667	1	5	6	6.1	5	1	2	4	0	2	19	18.2	
at Mississippi St.	01/22/20	*	30	7	16	.438	2	7	.286	4	4	1.000	1	6	7	6.2	3	0	4	3	1	1	20	18.3	
TCU	01/25/20	*	29	4	11	.364	2	4	.500	10	15	.667	1	4	5	6.1	2	0	4	2	0	1	20	18.4	
SOUTH CAROLINA	01/29/20	*	34	9	15	.600	1	6	.167	15	16	.938	1	11	12	6.4	4	0	4	7	0	1	34	19.2	
at Alabama	02/01/20	*	38	10	20	.500	4	7	.571	6	13	.462	0	5	5	6.4	4	0	1	2	0	2	30	19.8	
AUBURN	02/04/20	*	45	12	24	.500	5	12	.417	11	16	.688	1	2	3	6.2	2	0	5	4	0	2	40	20.7	
at Missouri	02/08/20	*	36	3	14	.214	0	6	.000	11	14	.786	0	5	5	6.1	5	1	1	4	0	1	17	20.5	
Totals			22	743	129	296	.436	46	138	.333	148	181	.818	19	116	135	6.1	69	3	75	75	5	39	452	20.5

## • PERSONAL BESTS •

POINTS	SEC ONLY
Season: 41 vs Tulsa (12/14/19)	40 vs Auburn (02/04/20)
Career: 41 vs Tulsa (12/14/19)	40 vs Auburn (02/04/20)
FG MADE	SEC ONLY
Season: 12 (3x) last vs Auburn (02/04/20)	12 vs Auburn (02/04/20)
Career: 12 (3x) last vs Auburn (02/04/20)	12 vs Auburn (02/04/20)
FG ATTEMPTED	SEC ONLY
Season: 24 vs Auburn (02/04/20)	24 vs Auburn (02/04/20)
Career: 24 vs Auburn (02/04/20)	24 vs Auburn (02/04/20)
3-POINT FG MADE	SEC ONLY
Season: 5 (2x) last vs Auburn (02/04/20)	5 vs Auburn (02/04/20)
Career: 6 vs Ole Miss (03/02/19)	6 vs Ole Miss (03/02/19)
3-PT FG ATTEMPTS	SEC ONLY
Season: 12 vs Auburn (02/04/20)	12 vs Auburn (02/04/20)
Career: 13 vs Georgia Tech (12/19/18)	12 vs Auburn (02/04/20)
FT MADE	SEC ONLY
Season: 15 vs South Carolina (01/29/20)	15 vs South Carolina (01/29/20)
Career: 15 vs South Carolina (01/29/20)	15 vs South Carolina (01/29/20)
FT ATTEMPTED	SEC ONLY
Season: 16 (2x) last vs Auburn (02/04/20)	16 (2x) last vs Auburn (02/04/20)
Career: 16 (2x) last vs Auburn (02/04/20)	16 (2x) last vs Auburn (02/04/20)
REBOUNDS	SEC ONLY
Season: 12 vs South Carolina (01/29/20)	12 vs South Carolina (01/29/20)
Career: 12 vs South Carolina (01/29/20)	12 vs South Carolina (01/29/20)
ASSISTS	SEC ONLY
Season: 9 at Ole Miss (01/11/20)	9 at Ole Miss (01/11/20)
Career: 9 at Ole Miss (01/11/20)	9 at Ole Miss (01/11/20)
STEALS	SEC ONLY
Season: 5 (2x) last at Ga Tech (11/25/19)	3 (2x) last vs Vandy (01/15/20)
Career: 5 (2x) last at Ga Tech (11/25/19)	3 (2x) last vs Vandy (01/15/20)
BLOCKED SHOTS	SEC ONLY
Season: 2 vs Texas Southern (11/19/19)	--
Career: 2 vs Texas Southern (11/19/19)	1 (4x), last at USC (02/02/19)
MINUTES	SEC ONLY
Season: 44:35 vs Auburn (02/04/20)	44:35 vs Auburn (02/04/20)
Career: 44:35 vs Auburn (02/04/20)	44:35 vs Auburn (02/04/20)

## MASON JONES CAREER STATISTICS

Year	GP	GS	Min	Avg	FG	FGA	Pct	3FG	3FGA	Pct	FT	FTA	Pct	Off	Def	Tot	Avg	PF	FO	Ast	TO	Blk	Stl	Pts	Avg
2018-19	34	26	996	29.3	136	337	.404	76	208	.365	115	143	.804	18	114	132	3.9	77	2	96	61	5	31	463	13.6
2019-20	22	22	743	33.8	129	296	.436	46	138	.333	148	181	.818	19	116	135	6.1	69	3	75	75	5	39	452	20.5
TOTAL	56	48	1739	31.1	265	633	.419	122	346	.353	263	324	.812	37	230	267	4.8	146	5	171	136	10	70	915	16.3



24

# ETHAN HENDERSON

F • So. • 6-8 • 210  
Little Rock, Ark. || Parkview Magnet HS

## 2019-20 HIGHLIGHTS:

- Named team's "Level 5" Player of the Game as he provided a huge spark off the bench in the first half versus Austin Peay ... During a 9-0 run - putting the Hogs up 25-18 - he had a dunk, three blocked shots and three rebounds ... The **three rejections were a career high** and he finished with four rebounds in 7:26 played.
- Grabbed three rebounds in three minutes versus Tulsa.

## PERSONAL BESTS

POINTS	SEC ONLY
Season: 2 (3x) last vs Austin Peay (12/03/19)	
Career: 6 at Providence (03/19/19)	2 at Tennessee (01/15/19)
FG MADE	SEC ONLY
Season: 1 (3x) last vs Austin Peay (12/03/19)	
Career: 3 at Providence (03/19/19)	1 at Tennessee (01/15/19)
FG ATTEMPTED	SEC ONLY
Season: 1 (3x) last vs Austin Peay (12/03/19)	
Career: 6 at Providence (03/19/19)	1 vs Auburn (02/04/20)
	1 (3x), last vs Auburn (02/04/20)
3-POINT FG MADE	SEC ONLY
Season: --	
Career: --	--
3-PT FG ATTEMPTS	SEC ONLY
Season: --	
Career: --	--
FT MADE	SEC ONLY
Season: --	
Career: 1 vs FIU (12/01/18)	--
FT ATTEMPTED	SEC ONLY
Season: 1 vs TCU (01/25/20)	
Career: 2 vs FIU (12/01/18)	--
REBOUNDS	SEC ONLY
Season: 4 vs Austin Peay (12/03/19)	
Career: 5 at Providence (03/19/19)	1 vs Auburn (02/04/20)
	1 (2x) last vs Auburn (02/04/20)
ASSISTS	SEC ONLY
Season: --	
Career: 1 vs UTA (11/23/18)	--
STEALS	SEC ONLY
Season: 1 vs Rice (11/05/19)	
Career: 2 at Tennessee (01/15/19)	2 at Tennessee (01/15/19)
BLOCKED SHOTS	SEC ONLY
Season: 3 vs Austin Peay (12/03/19)	
Career: 3 vs Austin Peay (12/03/19)	1 at Auburn (02/20/19)
MINUTES	SEC ONLY
Season: 12:01 vs Rice (11/05/19)	
Career: 18 at Providence (03/19/19)	3:56 vs Auburn (02/04/20)
	4 at Tennessee (01/15/19)

## ETHAN HENDERSON 2019-20 GAME STATS

Opponent	Date	GS	Min	FG	FGA	Pct	3FG	3A	Pct	FT	FTA	Pct	O	D	Tot	Avg	PF	FO	A	TO	Blk	Stl	Pts	Avg
RICE	11/05/19	12		1	1	1.000	0	0	.000	0	0	.000	0	3	3	3.0	3	0	0	1	1	1	2	2.0
NORTH TEXAS	11/12/19	DNP																						
MONTANA	11/16/19	DNP																						
TEXAS SOUTHERN	11/19/19	8		1	1	1.000	0	0	.000	0	0	.000	0	2	2	2.5	0	0	0	1	1	0	2	2.0
SOUTH DAKOTA	11/22/19	DNP																						
at Georgia Tech	11/25/19	DNP																						
NORTHERN KY	11/30/19	DNP																						
AUSTIN PEAY	12/03/19	7		1	1	1.000	0	0	.000	0	0	.000	1	3	4	3.0	3	0	0	0	3	0	2	2.0
at Western Kentucky	12/07/19	1		0	0	.000	0	0	.000	0	0	.000	0	0	0	2.3	0	0	0	0	0	0	0	1.5
TULSA	12/14/19	3		0	1	.000	0	0	.000	0	0	.000	2	1	3	2.4	0	0	1	0	0	0	0	1.2
vs Valparaiso	12/21/19	DNP																						
at Indiana	12/29/19	DNP																						
TEXAS A&M	01/04/20	DNP																						
at LSU	01/08/20	2		0	0	.000	0	0	.000	0	0	.000	0	0	0	2.0	0	0	0	0	0	0	0	1.0
at Ole Miss	01/11/20	DNP																						
VANDERBILT	01/15/20	1		0	0	.000	0	0	.000	0	0	.000	0	0	0	1.7	0	0	0	0	0	0	0	0.9
KENTUCKY	01/18/20	DNP																						
at Mississippi St.	01/22/20	DNP																						
TCU	01/25/20	3		0	0	.000	0	0	.000	0	1	.000	0	0	0	1.5	1	0	0	0	0	0	0	0.8
SOUTH CAROLINA	01/29/20	1		0	0	.000	0	0	.000	0	0	.000	0	0	0	1.3	0	0	0	0	0	0	0	0.7
at Alabama	02/01/20	DNP																						
AUBURN	02/04/20	4		0	1	.000	0	0	.000	0	0	.000	1	0	1	1.3	2	0	0	0	0	0	0	0.6
at Missouri	02/08/20	6		0	0	.000	0	0	.000	1	2	.500	0	0	0	1.2	1	0	0	0	0	1	1	0.6
Totals		0	48	3	5	.600	0	0	.000	1	3	.333	4	9	13	1.2	10	0	1	2	5	2	7	0.6

## ETHAN HENDERSON CAREER STATISTICS

Year	GP	GS	Min	Avg	FG	FGA	Pct	3FG	3FGA	Pct	FT	FTA	Pct	Off	Def	Tot	Avg	PF	FO	Ast	TO	Blk	Stl	Pts	Avg
2018-19	12	0	51	4.3	5	10	.500	0	0	.000	1	3	.333	3	9	12	1.0	6	0	1	3	2	3	11	0.9
2019-20	11	0	48	4.4	3	5	.600	0	0	.000	1	3	.333	4	9	13	1.2	10	0	1	2	5	2	7	0.6
TOTAL	23	0	99	4.3	8	15	.533	0	0	.000	2	6	.333	7	18	25	1.1	16	0	2	5	7	5	18	0.8



33

## JIMMY WHITT JR.

G • Gr. Sr. • 6-3 • 175  
Columbia, Mo. || Hickman HS

• Began career at Arkansas, transferred to SMU, returned to the Razorbacks as a graduate transfer ... B.S. in Sport Management from SMU in May 2019 ... Pursuing an M.Ed. in Adult and Lifelong Learning ... His brother, Marcus, was a GA on Coach Musselman's staff at Nevada.

- **11TH IN THE SEC IN SCORING (14.7 PPG)** thanks to a **career-high 30 vs Vandy**.
- **ALSO IN THE SEC: 3rd FG Made** - 141 • **5TH FG%** - 50.2% • **2nd Minutes/Gm** - 36:57
- Games in double figure points: 62 for career • 18 for 2019-20
- Scored his 1,000th career point vs Northern KY on old-fashion 3-point play
- **Played 158:18 over five games without a turnover** (Montana into Northern Kentucky)

## 2019-20 HIGHLIGHTS:

- Named **MVP of the Collegiate Hoops Roadshow - Razorback Regional** ... Averaged 1.8 points and 8.3 rebounds while shooting 63% from the field ... Had 14 points and seven rebounds versus Montana ... Record **sixth career double-double** - first as a Razorback - vs. Texas Southern with 17 points and 10 rebounds ... Tied a then career high with 24 points vs South Dakota ... Was 11-of-14 from the field ... **SET AN ARKANSAS RECORD** for most points by a guard in the 3-point era without attempting a 3-pointer (@HogStats.com) ... Tied his then career high a second time in three games with 24 points versus Northern Kentucky with nine rebounds • Only scored six points on 3-of-12 shooting, but played great defense versus Michael Devoe, getting two blocked shots and holding Devoe to 4-of-16 shooting • Scored 10 points and tied for team highs in both assists (4) and steals (3) vs. Valpo • Played all 40 minutes at LSU, the first Razorback to play all 40 minutes in a regulation game since 2009) ... Scored 22 points - his most versus SEC opponent ... Also had SEC highs in FG (9), FGA (13), FT (4) and FTA (4) • Made 7-of-8 from the free throw line, including two with eight seconds left, to seal come-from-behind win at Ole Miss ... Finished with 11 points and two steals • In the win over Vanderbilt, scored a **career-high 30 points** while leading the team in rebounds (8) and blocked shots (2) ... Was 14-of-24, including his first 3-point attempt of the year (a desperation shot as buzzer sounded for halftime) ... The 14 made field goals **SET AN ARKANSAS RECORD** for most by a Razorback guard in the 3-point era • **Career-best 8-of-8 from the free throw line** in scoring 14 vs Kentucky ... Added two blocked shots, two assists and a steal • Tied for team-high honors with 20 points at Mississippi State • Played all 40 minutes in the win over TCU ... Scored 20 ... Held TCU leading scorer Desmond Bane to just 3-of-6 FG and 8 points • Played key role in come-from-behind win at Alabama ... Scored 26 (11-of-19) and was 4-of-4 FT while adding 4 rebounds and **SEC career-high four steals** ... Had 18 of his 26 in the second half (7-of-10 FG; 4-4 FT) ... Had six points in an 11-1 run from 3:54-1:20 to turn 3-point deficit to a 7-point lead • Scored 15 in his return to his hometown Columbia.

## JIMMY WHITT JR. 2019-20 GAME STATS

Opponent	Date	GS	Min	FG	FGA	Pct	3FG	3A	Pct	FT	FTA	Pct	O	D	Tot	Avg	PF	FO	A	TO	Blk	Stl	Pts	Avg	
RICE	11/05/19	*	28	1	4	.250	0	0	.000	0	0	.000	2	2	4	4.0	0	0	5	2	1	1	2	2.0	
NORTH TEXAS	11/12/19	*	35	5	10	.500	0	0	.000	3	4	.750	0	1	1	2.5	4	0	2	1	1	3	13	7.5	
MONTANA	11/16/19	*	28	6	12	.500	0	0	.000	2	3	.667	2	5	7	4.0	3	0	2	4	0	1	14	9.7	
TEXAS SOUTHERN	11/19/19	*	34	8	13	.615	0	0	.000	1	2	.500	2	8	10	5.5	1	0	1	0	0	0	17	11.5	
SOUTH DAKOTA	11/22/19	*	35	11	14	.786	0	0	.000	2	3	.667	1	6	7	5.8	1	0	1	0	1	3	24	14.0	
at Georgia Tech	11/25/19	*	44	3	12	.250	0	0	.000	0	2	.000	0	4	4	5.5	3	0	2	0	2	0	6	12.7	
NORTHERN KY	11/30/19	*	38	9	15	.600	0	0	.000	6	7	.857	3	6	9	6.0	4	0	2	1	0	1	24	14.3	
AUSTIN PEAY	12/03/19	*	37	7	13	.538	0	0	.000	3	4	.750	1	1	2	5.5	0	0	1	2	0	1	17	14.6	
at Western Kentucky	12/07/19	*	44	8	18	.444	0	0	.000	1	3	.333	3	9	12	6.2	5	1	4	1	0	1	17	14.9	
TULSA	12/14/19	*	33	5	8	.625	0	0	.000	1	2	.500	0	5	5	6.1	3	0	4	1	0	1	11	14.5	
vs Valparaiso	12/21/19	*	37	5	10	.500	0	0	.000	0	1	.000	2	1	3	5.8	2	0	4	3	0	3	10	14.1	
at Indiana	12/29/19	*	32	3	5	.600	0	0	.000	1	2	.500	0	3	3	5.6	3	0	3	3	1	2	7	13.5	
TEXAS A&M	01/04/20	*	37	6	11	.545	0	0	.000	0	0	.000	1	3	4	5.5	2	0	1	3	1	0	12	13.4	
at LSU	01/08/20	*	40	9	13	.692	0	0	.000	4	4	1.000	0	3	3	5.3	3	0	0	1	0	0	22	14.0	
at Ole Miss	01/11/20	*	40	2	9	.222	0	0	.000	7	8	.875	2	1	3	5.1	3	0	0	2	0	2	11	13.8	
VANDERBILT	01/15/20	*	38	14	24	.583	0	1	.000	2	4	.500	3	5	8	5.3	3	0	0	1	2	1	30	14.8	
KENTUCKY	01/18/20	*	35	3	9	.333	0	0	.000	8	8	1.000	1	4	5	5.3	2	0	2	2	2	1	14	14.8	
at Mississippi St.	01/22/20	*	39	9	15	.600	0	0	.000	2	5	.400	1	3	4	5.2	2	0	0	0	1	1	20	15.1	
TCU	01/25/20	*	40	8	15	.533	0	0	.000	4	4	1.000	0	2	2	5.1	0	0	2	1	0	1	20	15.3	
SOUTH CAROLINA	01/29/20	*	36	2	7	.286	0	0	.000	3	6	.500	2	1	3	5.0	1	0	0	0	0	1	7	14.9	
at Alabama	02/01/20	*	39	11	19	.579	0	0	.000	4	4	1.000	2	2	4	4.9	2	0	2	1	0	4	26	15.4	
AUBURN	02/04/20	*	40	0	7	.000	0	0	.000	0	0	.000	1	6	7	5.0	3	0	1	1	0	3	0	14.7	
at Missouri	02/08/20	*	40	6	18	.333	0	0	.000	3	4	.750	0	3	3	4.9	4	0	0	1	0	0	15	14.7	
Totals			23	849	141	281	.502	0	1	.000	57	80	.713	29	84	113	4.9	54	1	39	31	12	31	339	14.7

## JIMMY WHITT JR. CAREER STATISTICS

Year	GP	GS	Min	Avg	FG	FGA	Pct	3FG	3FGA	Pct	FT	FTA	Pct	Off	Def	Tot	Avg	PF	FO	Ass	TO	Blk	Stl	Pts	Avg
2015-16 (ARK)	32	10	552	17.2	75	194	.387	6	16	.375	38	48	.792	11	42	53	1.7	66	0	35	31	6	20	194	6.1
2016-17 - REDSHIRTED AT SMU																									
2017-18 (SMU)	33	33	1096	33.2	140	287	.488	6	21	.286	60	101	.594	50	121	171	5.2	76	1	114	54	16	60	346	10.5
2018-19 (SMU)	30	30	1053	35.1	162	332	.488	4	28	.143	42	74	.568	62	131	193	6.4	71	1	119	44	13	43	370	12.3
2019-20 (ARK)	23	23	849	36.9	141	281	.502	0	1	.000	57	80	.713	29	84	113	4.9	54	1	39	31	12	31	339	14.7
TOTAL	118	96	3550	30.1	518	1094	.473	16	66	.242	197	303	.650	152	378	530	4.5	267	3	307	160	47	154	1249	10.6

## TRIPLE-DOUBLES (1)

Pts-Reb-Ass

11/29/18 • McNeese St. 12-10-10

## DOUBLE-DOUBLES (7)

11/20/18 • Bradley 12 pts 13 reb  
 11/29/18 • McNeese St. \* 12 pts 10 reb  
 01/04/19 • at Tulane + 11 pts 11 reb  
 01/10/19 • at UConn + 20 pts 10 reb  
 01/12/19 • Tulsa + 10 pts 10 reb  
 11/19/19 • TX Southern 17 pts 10 reb  
 17/07/19 • at Western Ky 17 pts 12 reb

\* - part of a triple-double + - consecutive games

## PERSONAL BESTS

POINTS	SEC ONLY
Season: 30 vs Vanderbilt (01/15/20)	30 vs Vanderbilt (01/15/20)
Career: 30 vs Vanderbilt (01/15/20)	30 vs Vanderbilt (01/15/20)
FG MADE	SEC ONLY
Season: 14 vs Vanderbilt (01/15/20)	14 vs Vanderbilt (01/15/20)
Career: 14 vs Vanderbilt (01/15/20)	14 vs Vanderbilt (01/15/20)
FG ATTEMPTED	SEC ONLY
Season: 24 vs Vanderbilt (01/15/20)	24 vs Vanderbilt (01/15/20)
Career: 24 vs Vanderbilt (01/15/20)	24 vs Vanderbilt (01/15/20)
3-POINT FG MADE	SEC ONLY
Season: --	--
Career: 2 (3x) last at UCF (03/04/18)	2 (2x), last vs LSU (02/23/16)
3-PT FG ATTEMPTS	SEC ONLY
Season: 1 vs Vanderbilt (01/15/20)	1 vs Vanderbilt (01/15/20)
Career: 6 at UCF (03/04/18)	3 vs LSU (02/23/16)
FT MADE	SEC ONLY
Season: 8 vs Kentucky (01/18/20)	8 vs Kentucky (01/18/20)
Career: 8 vs Kentucky (01/18/20)	8 vs Kentucky (01/18/20)
FT ATTEMPTED	SEC ONLY
Season: 8 (2x) last vs Kentucky (01/18/20)	8 (2x) last vs Kentucky (01/18/20)
Career: 8 (3x) last vs Kentucky (01/18/20)	8 (2x) last vs Kentucky (01/18/20)
REBOUNDS	SEC ONLY
Season: 12 at Western Kentucky (12/07/19)	8 vs Vanderbilt (01/15/20)
Career: 13 (2x) last vs Bradley (11/20/18)	8 vs Vanderbilt (01/15/20)
ASSISTS	SEC ONLY
Season: 5 vs Rice (11/05/19)	2 vs Kentucky (01/18/20)
Career: 10 vs McNeese (11/29/18)	2 (5x) last vs Kentucky (01/18/20)
STEALS	SEC ONLY
Season: 4 at Alabama (02/01/20)	4 at Alabama (02/01/20)
Career: 5 (3x) vs Memphis (2/14/18)	4 at Alabama (02/01/20)
BLOCKED SHOTS	SEC ONLY
Season: 2 (3x) last vs Kentucky (01/18/20)	2 (2x) last vs Kentucky (01/18/20)
Career: 3 (2x) at Memphis (01/19/19)	2 (3x) last vs Kentucky (01/18/20)
MINUTES	SEC ONLY
Season: 43:47 at Georgia Tech (11/25/19)	40:00 at LSU (01/08/20)
Career: 43:47 at Georgia Tech (11/25/19)	40:00 at LSU (01/08/20)





# 35 REGGIE CHANEY

F • So. • 6-8 • 222  
Tulsa, Okla. || Findlay Prep (Nev.)

<b>DOUBLE-DOUBLES (1)</b>		
02/08/20 • Missouri	17 pts	11 rebs
<b>DOUBLE-DIGIT REBS (3)</b>		
11/30/19 • NORTHERN KY	11	
02/01/20 • Alabama	11	
02/08/20 • Missouri	11	

- In three of his last four games, has posted SEC career-highs in rebounds  
^ 7 vs South Carolina ... then 11 at Alabama ... then 11 again at Missouri
- **Started the last 5 games: 7.6 ppg • 7.2 rpg • 5 blocks • 5 steals**  
^ **Had 11 rebounds twice, including six offensive boards at Mizzou and five at Bama**
- Has a blocked shot in 33 of his 54 career games, including 8 with at least 3 rejections (2 in 2019-20)

## 2019-20 HIGHLIGHTS:

- Missed the first three games ... In his debut (vs Texas Southern) was very efficient in his 19 minutes played ... **Tied a career high with four steals** ... Was 3-of-4 from the field for six points with two rebounds and a blocked shot.
- Was 3-of-3 from the field – all dunks – while adding three blocked shots.
- Posted **career highs in rebounds (11) and assists (5)** versus Northern Kentucky.
- Blocked three shots and had six rebounds in just 13 minutes at Western Kentucky.
- Led the team with seven rebounds vs Tulsa.
- Scored six with four rebounds at Indiana ... Helped hold Travce Jackson-Davis, who scored 20 in the game, to just four in the second half and no shot attempts over the final eight minutes.
- After playing single-digit minutes with zero rebounds over his previous three games, played a near perfect game versus Vanderbilt ... Was 6-of-6 from the field (including two dunks) and 2-of-2 at the free throw line ... Tied a then career-high with 14 points – was his most in an SEC game ... Added three rebounds and two assists.
- Was 4-of-5 from the field at Mississippi State in scoring eight points with two rebounds, a blocked shot and a steal.
- Got first start of the season versus TCU ... Was 0-of-3 in the first half but was 3-of-3 in the second ... The three field goals were on consecutive trips as Arkansas went from a 3-point lead to a 9-point lead.
- Pulled down a then SEC career-high seven rebounds vs South Carolina only to get **11 boards, tying overall career-high**, in the next game at Alabama ... Added two blocked shots at Bama and was a **career-best 4-of-5 at the free throw line** ... Scored four in a 6-0 as Hogs went from down one to up five ... Helped spur an 11-1 run inside the final four minutes, blocked a shot and got the rebound as the Hogs went from down one to up seven.
- Had a **BEST CAREER-GAME** at Missouri ... **Career-high 17 points** (6-of-12 FG & 5-of-7 FT) while **tying his career-high with 11 rebounds** ... Had a career-high six offensive boards ... Played a career-high 36 minutes ... Added two blocks and two steals.


## REGGIE CHANEY 2019-20 GAME STATS

Opponent	Date	GS	Min	FG	FGA	Pct	3FG	3A	Pct	FT	FTA	Pct	O	D	Tot	Avg	PF	FO	A	TO	Blk	Stl	Pts	Avg
RICE	11/05/19	DNP																						
NORTH TEXAS	11/12/19	DNP																						
MONTANA	11/16/19	DNP																						
TEXAS SOUTHERN	11/19/19	19	3	4	.750	0	0	.000	0	1	1.000	1	1	2	2.0	0	0	0	0	1	4	6	6.0	
SOUTH DAKOTA	11/22/19	15	3	3	1.000	0	0	.000	0	0	.000	1	1	2	2.0	4	0	2	0	3	1	6	6.0	
at Georgia Tech	11/25/19	12	0	1	.000	0	0	.000	0	0	.000	1	1	2	2.0	2	0	0	1	1	1	0	4.0	
NORTHERN KY	11/30/19	24	3	5	.600	0	0	.000	0	0	.000	2	9	11	4.3	5	1	5	1	0	0	6	4.5	
AUSTIN PEAY	12/03/19	14	0	0	.000	0	0	.000	0	1	1.000	0	2	2	3.8	3	0	1	2	0	2	0	3.6	
at Western Kentucky	12/07/19	13	0	0	.000	0	0	.000	0	0	.000	2	4	6	4.2	3	0	1	2	3	0	0	3.0	
TULSA	12/14/19	18	2	2	1.000	0	0	.000	1	2	.500	0	7	7	4.6	3	0	2	1	0	1	5	3.3	
vs Valparaiso	12/21/19	13	0	1	.000	0	0	.000	3	6	.500	0	2	2	4.3	2	0	2	2	0	0	3	3.3	
at Indiana	12/29/19	17	3	4	.750	0	0	.000	0	0	.000	3	1	4	4.2	1	0	0	0	0	0	6	3.6	
TEXAS A&M	01/04/20	7	1	1	1.000	0	0	.000	0	0	.000	0	0	0	3.8	2	0	0	3	0	0	2	3.4	
at LSU	01/08/20	7	0	0	.000	0	0	.000	0	0	.000	0	0	0	3.5	4	0	1	0	0	0	0	3.1	
at Ole Miss	01/11/20	4	0	0	.000	0	0	.000	0	0	.000	0	0	0	3.2	1	0	0	1	0	0	0	2.8	
VANDERBILT	01/15/20	21	6	6	1.000	0	0	.000	2	2	1.000	2	1	3	3.2	2	0	2	2	0	0	14	3.7	
KENTUCKY	01/18/20	15	2	2	1.000	0	0	.000	0	0	.000	1	2	3	3.1	2	0	0	1	1	0	4	3.7	
at Mississippi St.	01/22/20	17	4	5	.800	0	0	.000	0	0	.000	2	0	2	3.1	2	0	0	0	1	1	8	4.0	
TCU	01/25/20 *	14	3	6	.500	0	0	.000	0	0	.000	1	0	1	2.9	1	0	0	2	0	0	6	4.1	
SOUTH CAROLINA	01/29/20 *	22	1	2	.500	0	0	.000	1	4	.250	2	5	7	3.2	4	0	0	1	0	1	3	4.1	
at Alabama	02/01/20 *	25	2	4	.500	0	0	.000	4	5	.800	5	6	11	3.6	5	1	0	1	2	1	8	4.3	
AUBURN	02/04/20 *	26	2	2	1.000	0	0	.000	0	0	.000	2	4	6	3.7	4	0	0	2	1	1	4	4.3	
at Missouri	02/08/20 *	36	6	12	.500	0	0	.000	5	7	.714	6	5	11	4.1	5	1	0	0	2	2	17	4.9	
Totals		5	339	41	60	.683	0	0	.000	16	28	.571	31	51	82	4.1	55	3	16	22	15	16	98	4.9

## REGGIE CHANEY CAREER STATISTICS

Year	GP	GS	Min	Avg	FG	FGA	Pct	3FG	3FGA	Pct	FT	FTA	Pct	Off	Def	Tot	Avg	PF	FO	Ast	TO	Blk	Stl	Pts	Avg
2018-19	34	2	555	16.3	83	150	.553	0	0	.000	17	33	.515	40	78	118	3.5	82	2	25	46	46	21	183	5.4
2019-20	20	5	339	17.0	41	60	.683	0	0	.000	16	28	.571	31	51	82	4.1	55	3	16	22	15	16	98	4.9
TOTAL	54	7	894	16.6	124	210	.590	0	0	.000	33	61	.541	71	129	200	3.7	137	5	41	68	61	37	281	5.2

PERSONAL BESTS		
<b>POINTS</b>		<b>SEC ONLY</b>
Season: 17 at Missouri (02/08/20)		17 at Missouri (02/08/20)
Career: 17 at Missouri (02/08/20)		17 at Missouri (02/08/20)
<b>FG MADE</b>		<b>SEC ONLY</b>
Season: 6 (2x) last at Missouri (02/08/20)		6 (2x) last at Missouri (02/08/20)
Career: 7 at Providence (03/19/19)		6 (3x) last at Mizzou (02/08/20)
<b>FG ATTEMPTED</b>		<b>SEC ONLY</b>
Season: 12 at Missouri (02/08/20)		12 at Missouri (02/08/20)
Career: 12 at Missouri (02/08/20)		12 at Missouri (02/08/20)
<b>3-POINT FG MADE</b>		<b>SEC ONLY</b>
Season: --		--
Career: --		--
<b>3-PT FG ATTEMPTS</b>		<b>SEC ONLY</b>
Season: --		--
Career: --		--
<b>FT MADE</b>		<b>SEC ONLY</b>
Season: 4 at Alabama (02/01/20)		4 at Alabama (02/01/20)
Career: 4 at Alabama (02/01/20)		4 at Alabama (02/01/20)
<b>FT ATTEMPTED</b>		<b>SEC ONLY</b>
Season: 6 vs Valpo (12/21/19)		5 (2x) at Missouri (02/08/20)
Career: 6 vs Valpo (12/21/19)		5 (2x) last at Mizzou (02/08/20)
<b>REBOUNDS</b>		<b>SEC ONLY</b>
Season: 11 (3x) last at Missouri (02/08/20)		11 (2x) at Missouri (02/08/20)
Career: 11 (3x) last at Mizzou (02/08/20)		11 (2x) last at Mizzou (02/08/20)
<b>ASSISTS</b>		<b>SEC ONLY</b>
Season: 5 vs Northern Kentucky (11/30/19)		2 vs Vanderbilt (01/15/20)
Career: 5 vs Northern Ky (11/30/19)		4 vs Missouri (01/23/19)
<b>STEALS</b>		<b>SEC ONLY</b>
Season: 4 vs Texas Southern (11/19/19)		2 at Missouri (02/08/20)
Career: 4 (3x), last vs TX SOU (11/19/19)		4 vs LSU (01/12/19)
<b>BLOCKED SHOTS</b>		<b>SEC ONLY</b>
Season: 3 (2x) last at Western Ky (12/07/19)		2 (2x) last at Mizzou (02/08/20)
Career: 7 at Providence (03/19/19)		5 vs Georgia (01/29/19)
<b>MINUTES</b>		<b>SEC ONLY</b>
Season: 36 at Missouri (02/08/20)		36 at Missouri (02/08/20)
Career: 36 at Missouri (02/08/20)		36 at Missouri (02/08/20)



# ARKANSAS RAZORBACKS

## 2019-20 COMBINED REPORT

RECORD:	OVERALL	HOME	AWAY	NEUTRAL
ALL GAMES	16-7	11-3	4-4	1-0
CONFERENCE	4-6	2-3	2-3	0-0
NON-CONFERENCE	12-1	9-0	2-1	1-0

##	Player	GP	GS	Min	Avg	• TOTAL •			• 3-PTS •			• REBOUNDS •				PF FO		A TO Blk Stl				Pts Avg				
						FG	FGA	Pct	3FG	FGA	Pct	FT	FTA	Pct	Off									Def	Tot	Avg
15	Mason Jones	22	22	743	33.8	129	296	.436	46	138	.333	148	181	.818	19	116	135	6.1	69	3	75	75	5	39	452	20.5
01	Isaiah Joe	20	19	718	35.9	100	278	.360	72	212	.340	47	57	.825	13	73	86	4.3	32	0	38	35	6	30	319	16.0
33	Jimmy Whitt Jr.	23	23	849	36.9	141	281	.502	0	1	.000	57	80	.713	29	84	113	4.9	54	1	39	31	12	31	339	14.7
03	Desi Sills	23	21	711	30.9	81	194	.418	26	97	.268	38	58	.655	11	55	66	2.9	71	3	30	33	4	28	226	9.8
02	Adrio Bailey	23	22	546	23.7	56	111	.505	8	20	.400	28	54	.519	27	78	105	4.6	71	2	16	30	37	31	148	6.4
35	Reggie Chaney	20	5	339	17.0	41	60	.683	0	0	.000	16	28	.571	31	51	82	4.1	55	3	16	22	15	16	98	4.9
05	Jalen Harris	23	2	577	25.1	33	86	.384	12	46	.261	33	44	.750	10	48	58	2.5	63	2	59	31	6	22	111	4.8
00	Jeantal Cylla	20	1	160	8.0	9	31	.290	2	12	.167	2	6	.333	6	28	34	1.7	22	0	3	11	4	2	22	1.1
24	Ethan Henderson	11	0	48	4.4	3	5	.600	0	0	.000	1	3	.333	4	9	13	1.2	10	0	1	2	5	2	7	0.6
14	Jamario Bell	2	0	2	1.0	0	0	.000	0	0	.000	0	0	.000	0	1	1	0.5	1	0	0	0	1	0	0	0.0
12	Ty Stevens	5	0	4	0.8	0	1	.000	0	0	.000	0	3	.000	0	0	0	0.0	0	0	0	0	0	0	0	0.0
13	Emeka Obukwelu	3	0	3	1.0	0	1	.000	0	1	.000	0	0	.000	1	2	3	1.0	0	0	0	0	0	0	0	0.0
TEAM.....												24 34 58 2.5				0		5				0				
ARKANSAS.....		23				593	1344	.441	166	527	.315	370	514	.720	175	579	754	32.8	448	14	277	275	95	201	1722	74.9
Opponents.....		23				529	1298	.408	106	431	.246	355	513	.692	257	643	900	39.1	479	-	225	394	65	117	1519	66.0

Team Statistics	ARK	OPP
<b>SCORING</b>	<b>1722</b>	<b>1519</b>
Points per game	74.9	66.0
Scoring margin	+8.8	-
<b>FIELD GOALS-ATT</b>	<b>593-1344</b>	<b>529-1298</b>
Field goal pct	.441	.408
<b>3 POINT FG-ATT</b>	<b>166-527</b>	<b>106-431</b>
3-point FG pct	.315	.246
3-pt FG made per game	7.2	4.6
<b>FREE THROWS-ATT</b>	<b>370-514</b>	<b>355-513</b>
Free throw pct	.720	.692
F-Throws made per game	16.1	15.4
<b>REBOUNDS</b>	<b>754</b>	<b>900</b>
Rebounds per game	32.8	39.1
Rebounding margin	-6.3	-
<b>ASSISTS</b>	<b>277</b>	<b>225</b>
Assists per game	12.0	9.8
<b>TURNOVERS</b>	<b>275</b>	<b>394</b>
Turnovers per game	12.0	17.1
Turnover margin	+5.2	-
Assist/turnover ratio	1.0	0.6
<b>STEALS</b>	<b>201</b>	<b>117</b>
Steals per game	8.7	5.1
<b>BLOCKS</b>	<b>95</b>	<b>65</b>
Blocks per game	4.1	2.8
<b>ATTENDANCE</b>	<b>210962</b>	<b>91063</b>
Home games-Avg/Game	14-15069	8-9429
Neutral site-Avg/Game	-	1-15630

SCORE BY PERIODS:	1st	2nd	OT	Total
Arkansas	776	918	28	1722
Opponents	701	777	41	1519

Date	Opponent	Result	Score	Attend
11/05/19	RICE	W	91-43	17274
11/12/19	NORTH TEXAS	W	66-43	12001
+ 11/16/19	MONTANA	W	64-46	13058
+ 11/19/19	TEXAS SOUTHERN	W	82-51	11182
+ 11/22/19	SOUTH DAKOTA	W	77-56	12581
11/25/19	at Georgia Tech	WOT	62-61	6547
+ 11/30/19	NORTHERN KENTUCKY	W	66-60	14080
12/03/19	AUSTIN PEAY	W	69-61	11995
12/07/19	at Western Kentucky	LOT	79-86	6862
12/14/19	TULSA	W	98-79	15589
! 12/21/19	vs Valparaiso	W	72-68	15630
12/29/19	at Indiana	W	71-64	14892
* 01/04/20	TEXAS A&M	W	69-59	<b>19200</b>
* 01/08/20	at LSU	L	77-79	8662
* 01/11/20	at Ole Miss	W	76-72	8233
* 01/15/20	VANDERBILT	W	75-55	14321
* 01/18/20	#10/12 KENTUCKY	L	66-73	<b>19200</b>
* 01/22/20	at Mississippi State	L	70-77	6337
% 01/25/20	TCU	W	78-67	<b>19200</b>
* 01/29/20	SOUTH CAROLINA	L	77-79	14085
* 02/01/20	at Alabama	W	82-78	12461
* 02/04/20	AUBURN	LOT	76-79	17196
* 02/08/20	at Missouri	LOT	79-83	11439

+ = Collegiate Hoops Roadshow (Razorback Regional)

! = played at Simmons Bank Arena (North Little Rock, Ark.)

\* = SEC game

% = Big 12/SEC Challenge

## ARKANSAS RAZORBACKS

### 2019-20 SEASON RESULTS & LEADERS

RECORD:	OVERALL	HOME	AWAY	NEUTRAL
ALL GAMES	16-7	11-3	4-4	1-0
CONFERENCE	4-6	2-3	2-3	0-0
NON-CONFERENCE	12-1	9-0	2-1	1-0

DATE	TIME (CT)	OPPONENT	TV	RESULT	ATTEND	RECORD (SEC)	HIGH POINTS	HIGH REBOUNDS
11/05/19	7:00 pm	RICE	SEC Network Plus	W 91-43	17274	1-0	-- (32)Mason Jones	(9)Adrio Bailey
11/12/19	7:00 pm	NORTH TEXAS	SEC Network Plus	W 66-43	12001	2-0	-- (16)Mason Jones (16)Isaiah Joe	(6)Mason Jones (6)Desi Sills
11/16/19	4:00 pm	+ MONTANA	SEC Network Plus	W 64-46	13058	3-0	-- (19)Mason Jones	(11)Adrio Bailey
11/19/19	7:00 pm	+ TEXAS SOUTHERN	SEC Network Plus	W 82-51	11182	4-0	-- (33)Isaiah Joe	(10)Jimmy Whitt Jr.
11/22/19	8:00 pm	+ SOUTH DAKOTA	SEC Network	W 77-56	12581	5-0	-- (24)Jimmy Whitt Jr.	(7)Jimmy Whitt Jr. (7)Mason Jones
11/25/19	6:00 pm	at Georgia Tech	ACC Network	W (OT) 62-61	6547	6-0	-- (24)Mason Jones	(9)Isaiah Joe
11/30/19	4:00 pm	+ NORTHERN KENTUCKY	SEC Network Plus	W 66-60	14080	7-0	-- (24)Jimmy Whitt Jr.	(11)Reggie Chaney
12/03/19	7:00 pm	AUSTIN PEAY	SEC Network Plus	W 69-61	11995	8-0	-- (17)Jimmy Whitt Jr.	(6)Isaiah Joe
12/07/19	6:30 pm	at Western Kentucky	CBS Sports Network	79-86 L (OT)	6862	8-1	--- (20)Desi Sills	(12)Jimmy Whitt Jr.
12/14/19	12:30 pm	TULSA	ESPNU	W 98-79	15589	9-1	-- (41)Mason Jones	(7)Reggie Chaney
12/21/19	7:00 pm	! vs Valparaiso	--	W 72-68	15630	10-1	-- (21)Isaiah Joe	(9)Mason Jones
12/29/19	TBA	at Indiana	Big Ten Network	W 71-64	14892	11-1	-- (24)Isaiah Joe	(8)Adrio Bailey
01/04/20	6:00 pm	* TEXAS A&M	SEC Network	W 69-59	<b>19200</b>	12-1	1-0 (17)Isaiah Joe (17)Mason Jones	(6)Mason Jones
01/08/20	8:00 pm	* at LSU	ESPNU	77-79 L	8662	12-2	1-1 (24)Mason Jones	(7)Adrio Bailey
01/11/20	5:00 pm	* at Ole Miss	SEC Network	W 76-72	8233	13-2	2-1 (34)Isaiah Joe	(6)Mason Jones
01/15/20	7:30 pm	* VANDERBILT	SEC Network	W 75-55	14321	14-2	3-1 (30)Jimmy Whitt Jr.	(8)Jimmy Whitt Jr.
01/18/20	3:00 pm	* #10/12 KENTUCKY	ESPN	66-73 L	<b>19200</b>	14-3	3-2 (19)Mason Jones	(6)Mason Jones
01/22/20	6:00 pm	* at Mississippi State	SEC Network	70-77 L	6337	14-4	3-3 (20)Jimmy Whitt Jr. (20)Mason Jones	(7)Mason Jones (7)Isaiah Joe
01/25/20	3:00 pm	% TCU	ESPN2	W 78-67	<b>19200</b>	15-4	-- (20)Jimmy Whitt Jr. (20)Mason Jones	(6)Adrio Bailey
01/29/20	7:30 pm	* SOUTH CAROLINA	SEC Network	77-79 L	14085	15-5	3-4 (34)Mason Jones	(12)Mason Jones
02/01/20	5:00 pm	* at Alabama	SEC Network	W 82-78	12461	16-5	4-4 (30)Mason Jones	(11)Reggie Chaney
02/04/20	6:00 pm	* AUBURN	SEC Network	76-79 L (OT)	17196	16-6	4-5 (40)Mason Jones	(7)Jimmy Whitt Jr. (7)Adrio Bailey
02/08/20	2:30 pm	* at Missouri	SEC Network	79-83 L (OT)	11439	16-7	4-6 (17)Mason Jones (17)Reggie Chaney	(11)Reggie Chaney
02/11/20	6:00 pm	* at Tennessee	SEC Network					
02/15/20	Noon	* MISSISSIPPI STATE	SEC Network					
02/18/20	6:00 pm	* at Florida	ESPN / 2 / U					
02/22/20	Noon	* MISSOURI	SEC Network					
02/26/20	7:30 pm	* TENNESSEE	SEC Network					
02/29/20	5:00 pm	* at Georgia	SEC Network					
03/04/20	6:00 pm	* LSU	SEC Network					
03/07/20	3:30 pm	* at Texas A&M	SEC Network					
03/11-15/20		^ SEC Tournament						

Home Games in CAPS | \* - Southeastern Conference game | + = College Hoops Roadshow presented by AtmosAir - Razorback Regional  
! - at Simmons Bank Arena (North Little Rock, Ark.) | % - Big 12/SEC Challenge | ^ - SEC Tournament (Nashville, Tenn. - Bridgestone Arena)

ATTENDANCE SUMMARY	GAMES	TOTALS	AVG/GAME
HOME	14	210962	15069
AWAY	8	75433	9429
NEUTRAL	1	15630	15630
TOTAL	23	302025	13132



## ARKANSAS RAZORBACKS

## 2019-20 SEASON STATISTICS • ALL GAMES

RECORD:	OVERALL	HOME	AWAY	NEUTRAL
ALL GAMES	16-7	11-3	4-4	1-0
CONFERENCE	4-6	2-3	2-3	0-0
NON-CONFERENCE	12-1	9-0	2-1	1-0

##	Player	GP	GS	• TOTAL •			• 3-PTS •			• REBOUNDS •																
				Min	Avg	FG	FGA	Pct	3FG	FGA	Pct	FT	FTA	Pct	Off	Def	Tot	Avg	PF	FO	A	TO	Blk	Stl	Pts	Avg
15	Mason Jones	22	22	743	33.8	129	296	.436	46	138	.333	148	181	.818	19	116	135	6.1	69	3	75	75	5	39	452	20.5
1	Isaiah Joe	20	19	718	35.9	100	278	.360	72	212	.340	47	57	.825	13	73	86	4.3	32	0	38	35	6	30	319	16.0
33	Jimmy Whitt Jr.	23	23	849	36.9	141	281	.502	0	1	.000	57	80	.713	29	84	113	4.9	54	1	39	31	12	31	339	14.7
3	Desi Sills	23	21	711	30.9	81	194	.418	26	97	.268	38	58	.655	11	55	66	2.9	71	3	30	33	4	28	226	9.8
2	Adrio Bailey	23	22	546	23.7	56	111	.505	8	20	.400	28	54	.519	27	78	105	4.6	71	2	16	30	37	31	148	6.4
35	Reggie Chaney	20	5	339	17.0	41	60	.683	0	0	.000	16	28	.571	31	51	82	4.1	55	3	16	22	15	16	98	4.9
5	Jalen Harris	23	2	577	25.1	33	86	.384	12	46	.261	33	44	.750	10	48	58	2.5	63	2	59	31	6	22	111	4.8
0	Jeantal Cylla	20	1	160	8.0	9	31	.290	2	12	.167	2	6	.333	6	28	34	1.7	22	0	3	11	4	2	22	1.1
24	Ethan Henderson	11	0	48	4.4	3	5	.600	0	0	.000	1	3	.333	4	9	13	1.2	10	0	1	2	5	2	7	0.6
14	Jamario Bell	2	0	2	1.0	0	0	.000	0	0	.000	0	0	.000	0	1	1	0.5	1	0	0	0	1	0	0	0.0
12	Ty Stevens	5	0	4	0.8	0	1	.000	0	0	.000	0	3	.000	0	0	0	0.0	0	0	0	0	0	0	0	0.0
13	Emeka Obukwelu	3	0	3	1.0	0	1	.000	0	1	.000	0	0	.000	1	2	3	1.0	0	0	0	0	0	0	0	0.0
TEAM.....															24	34	58	2.5	0		5				0	
ARKANSAS.....				23		593	1344	.441	166	527	.315	370	514	.720	175	579	754	32.8	448	14	277	275	95	201	1722	74.9
Opponents.....				23		529	1298	.408	106	431	.246	355	513	.692	257	643	900	39.1	479	-	225	394	65	117	1519	66.0

SCORE BY PERIODS:	1st	2nd	OT	Total
Arkansas	776	918	28	1722
Opponents	701	777	41	1519

DEADBALL REBOUNDS:	OFF	DEF	TOTAL
Arkansas	62	18	80
Opponents	72	14	86

## ARKANSAS RAZORBACKS

## 2019-20 STATISTICS • SEC GAMES ONLY

RECORD:	OVERALL	HOME	AWAY
SEC ONLY	4-6	2-3	2-3

##	Player	GP	GS	• TOTAL •			• 3-PTS •			• REBOUNDS •																
				Min	Avg	FG	FGA	Pct	3FG	FGA	Pct	FT	FTA	Pct	Off	Def	Tot	Avg	PF	FO	A	TO	Blk	St	Pts	Avg
15	Mason Jones	10	10	363	36.3	61	155	.394	22	70	.314	71	94	.755	8	54	62	6.2	36	3	41	33	1	18	215	21.5
33	Jimmy Whitt Jr.	10	10	384	38.4	62	132	.470	0	1	.000	33	43	.767	13	31	44	4.4	25	0	6	12	6	13	157	15.7
1	Isaiah Joe	8	7	271	33.9	36	103	.350	27	81	.333	11	13	.846	4	26	30	3.8	14	0	11	10	2	10	110	13.8
3	Desi Sills	10	9	316	31.6	30	75	.400	11	37	.297	20	30	.667	5	23	28	2.8	32	2	13	9	0	12	91	9.1
35	Reggie Chaney	10	4	180	18.0	24	34	.706	0	0	.000	12	18	.667	20	23	43	4.3	31	2	3	11	7	7	60	6.0
02	Adrio Bailey	10	9	217	21.7	22	42	.524	4	10	.400	10	25	.400	7	33	40	4.0	37	2	5	13	14	8	58	5.8
5	Jalen Harris	10	1	261	26.1	15	42	.357	4	20	.200	15	21	.714	4	20	24	2.4	31	2	26	8	1	9	49	4.9
0	Jeantal Cylla	8	0	41	5.1	2	6	.333	1	2	.500	1	4	.250	2	10	12	1.5	8	0	2	2	0	2	6	0.8
24	Ethan Henderson	5	0	14	2.8	0	1	.000	0	0	.000	1	2	.500	1	0	1	0.2	3	0	0	0	0	1	1	0.2
12	Ty Stevens	2	0	1	0.5	0	0	.000	0	0	.000	0	0	.000	0	0	0	0.0	0	0	0	0	0	0	0	0.0
13	Emeka Obukwelu	1	0	1	1.0	0	0	.000	0	0	.000	0	0	.000	0	0	0	0.0	0	0	0	0	0	0	0	0.0
14	Jamario Bell	1	0	1	1.0	0	0	.000	0	0	.000	0	0	.000	0	1	1	1.0	0	0	0	0	0	0	0	0.0
TEAM.....															11	13	24	2.4	0		3				0	
RAZORBACKS.....				10		252	590	.427	69	221	.312	174	250	.696	75	234	309	30.9	217	11	107	101	31	80	747	74.7
Opponents.....				10		238	556	.428	52	193	.269	206	285	.723	119	299	418	41.8	219	-	100	155	34	43	734	73.4

SCORE BY PERIODS:	1st	2nd	OT	Total
Arkansas	326	402	19	747
Opponents	344	364	26	734

DEADBALL REBOUNDS:	OFF	DEF	TOTAL
Arkansas	32	8	40
Opponents	36	7	43

## 2019-20 RAZORBACK GAME-BY-GAME STATISTICS

Opponent	Date	Score	W/L	• TOTAL •			• 3-PTRS •						• REBOUNDS •										
				FG	FGA	Pct	3FG	FGA	Pct	FT	FTA	Pct	Off	Def	Tot	Avg	PF	A	TO	Blk	Stl	Pts	Avg
RICE	11/05/19	91-43	W	37	67	.552	10	25	.400	7	11	.636	10	35	45	45.0	16	19	21	5	14	91	91.0
NORTH TEXAS	11/12/19	66-43	W	20	45	.444	6	22	.273	20	24	.833	4	20	24	34.5	15	8	10	5	11	66	78.5
MONTANA	11/16/19	64-46	W	20	54	.370	4	20	.200	20	26	.769	14	23	37	35.3	18	9	13	2	11	64	73.7
TEXAS SOUTHERN	11/19/19	82-51	W	31	71	.437	6	26	.231	14	18	.778	11	25	36	35.5	14	13	10	10	13	82	75.8
SOUTH DAKOTA	11/22/19	77-56	W	31	66	.470	4	20	.200	11	12	.917	7	29	36	35.6	20	11	8	6	8	77	76.0
at Georgia Tech	11/25/19	62-61	Wot	22	59	.373	7	25	.280	11	16	.688	3	27	30	34.7	22	14	14	4	15	62	73.7
NORTHERN KY	11/30/19	66-60	W	23	55	.418	3	18	.167	17	22	.773	8	29	37	35.0	14	18	12	1	5	66	72.6
AUSTIN PEAY	12/03/19	69-61	W	22	46	.478	9	23	.391	16	18	.889	5	22	27	34.0	19	11	20	6	9	69	72.1
at Western Kentucky	12/07/19	79-86	Lot	28	67	.418	9	30	.300	14	20	.700	10	29	39	34.6	23	10	16	5	4	79	72.9
TULSA	12/14/19	98-79	W	34	60	.567	11	30	.367	19	29	.655	5	26	31	34.2	22	18	8	7	12	98	75.4
vs Valparaiso	12/21/19	72-68	W	21	52	.404	10	27	.370	20	31	.645	6	36	42	34.9	14	14	19	8	9	72	75.1
at Indiana	12/29/19	71-64	W	25	62	.403	12	31	.387	9	12	.750	9	26	35	34.9	18	11	11	3	5	71	74.8
TEXAS A&M	01/04/20	69-59	W	24	58	.414	10	29	.345	11	15	.733	8	19	27	34.3	17	12	9	2	9	69	74.3
at LSU	01/08/20	77-79	L	26	58	.448	8	25	.320	17	18	.944	3	21	24	33.6	22	9	7	4	8	77	74.5
at Ole Miss	01/11/20	76-72	W	23	56	.411	8	20	.400	22	27	.815	5	23	28	33.2	18	13	10	4	7	76	74.6
VANDERBILT	01/15/20	75-55	W	31	64	.484	5	20	.250	8	15	.533	9	29	38	33.5	19	19	7	3	5	75	74.6
KENTUCKY	01/18/20	66-73	L	19	57	.333	8	26	.308	20	30	.667	8	21	29	33.2	22	8	11	5	8	66	74.1
at Mississippi St.	01/22/20	70-77	L	30	63	.476	4	20	.200	6	11	.545	7	24	31	33.1	23	12	7	5	5	70	73.9
TCU	01/25/20	78-67	W	27	50	.540	6	9	.667	18	25	.720	8	18	26	32.7	16	14	12	2	5	78	74.1
SOUTH CAROLINA	01/29/20	77-79	L	22	54	.407	7	26	.269	26	40	.650	7	29	36	32.9	23	8	16	1	5	77	74.2
at Alabama	02/01/20	82-78	W	28	59	.475	6	16	.375	20	29	.690	11	23	34	33.0	19	7	10	2	11	82	74.6
AUBURN	02/04/20	76-79	Lot	25	59	.424	10	25	.400	16	26	.615	6	21	27	32.7	22	11	10	2	14	76	74.7
at Missouri	02/08/20	79-83	Lot	24	62	.387	3	14	.214	28	39	.718	11	24	35	32.8	32	8	14	3	8	79	74.9
Arkansas		1722		593	1344	.441	166	527	.315	370	514	.720	175	579	754	32.8	448	277	275	95	201	1722	74.9
Opponents		1519		529	1298	.408	106	431	.246	355	513	.692	257	643	900	39.1	479	225	394	65	117	1519	66.0

Games played: 23

Points/game: 74.9

FG Pct: 44.1

3FG Pct: 31.5

FT Pct: 72.0

Rebounds/game: 32.8

Assists/game: 12.0

Turnovers/game: 12.0

Assist/turnover ratio: 1.0

Steals/game: 8.7

Blocks/game: 4.1

## 2019-20 OPPONENT GAME-BY-GAME STATISTICS

Opponent	Date	Score	W/L	• TOTAL •			• 3-PTRS •						• REBOUNDS •										
				FG	FGA	Pct	3FG	FGA	Pct	FT	FTA	Pct	Off	Def	Tot	Avg	PF	A	TO	Blk	Stl	Pts	Avg
RICE	11/05/19	91-43	W	16	56	.286	2	25	.080	9	15	.600	6	21	27	27.0	16	7	27	2	9	43	43.0
NORTH TEXAS	11/12/19	66-43	W	17	51	.333	2	17	.118	7	12	.583	14	23	37	32.0	22	8	18	0	3	43	43.0
MONTANA	11/16/19	64-46	W	18	56	.321	2	16	.125	8	14	.571	15	24	39	34.3	22	10	23	5	5	46	44.0
TEXAS SOUTHERN	11/19/19	82-51	W	19	55	.345	2	11	.182	11	19	.579	12	27	39	35.5	20	8	24	6	4	51	45.8
SOUTH DAKOTA	11/22/19	77-56	W	22	55	.400	3	12	.250	9	14	.643	6	24	30	34.4	15	11	13	1	5	56	47.8
at Georgia Tech	11/25/19	62-61	Wot	22	53	.415	2	12	.167	15	22	.682	10	37	47	36.5	16	7	24	1	6	61	50.0
NORTHERN KY	11/30/19	66-60	W	20	51	.392	8	24	.333	12	15	.800	5	27	32	35.9	19	9	12	4	10	60	51.4
AUSTIN PEAY	12/03/19	69-61	W	22	53	.415	6	19	.316	11	13	.846	10	20	30	35.1	21	8	21	0	4	61	52.6
at Western Kentucky	12/07/19	79-86	Lot	31	67	.463	5	19	.263	19	28	.679	12	32	44	36.1	19	11	15	4	7	86	56.3
TULSA	12/14/19	98-79	W	28	64	.438	4	18	.222	19	27	.704	14	25	39	36.4	23	10	13	1	5	79	58.6
vs Valparaiso	12/21/19	72-68	W	27	72	.375	7	25	.280	7	11	.636	9	34	43	37.0	27	13	16	1	9	68	59.5
at Indiana	12/29/19	71-64	W	25	59	.424	5	21	.238	9	18	.500	12	29	41	37.3	17	12	14	3	4	64	59.8
TEXAS A&M	01/04/20	69-59	W	21	45	.467	4	14	.286	13	20	.650	8	26	34	37.1	15	8	17	1	6	59	59.8
at LSU	01/08/20	77-79	L	27	66	.409	4	15	.267	21	28	.750	23	30	53	38.2	16	8	13	5	1	79	61.1
at Ole Miss	01/11/20	76-72	W	22	54	.407	3	13	.231	25	26	.962	10	30	40	38.3	24	6	16	4	5	72	61.9
VANDERBILT	01/15/20	75-55	W	19	48	.396	5	20	.250	12	22	.545	4	26	30	37.8	17	12	16	1	0	55	61.4
KENTUCKY	01/18/20	66-73	L	24	54	.444	5	14	.357	20	27	.741	12	35	47	38.4	24	12	16	5	5	73	62.1
at Mississippi St.	01/22/20	70-77	L	22	57	.386	6	19	.316	27	31	.871	11	30	41	38.5	15	12	9	4	4	77	62.9
TCU	01/25/20	78-67	W	24	50	.480	6	19	.316	13	20	.650	13	21	34	38.3	23	11	19	3	3	67	63.2
SOUTH CAROLINA	01/29/20	77-79	L	28	55	.509	6	20	.300	17	33	.515	5	31	36	38.2	33	14	16	2	4	79	64.0
at Alabama	02/01/20	82-78	W	27	60	.450	8	31	.258	16	24	.667	15	26	41	38.3	25	11	17	6	7	78	64.6
AUBURN	02/04/20	76-79	Lot	25	57	.439	8	31	.258	21	30	.700	15	29	44	38.5	23	11	18	4	3	79	65.3
at Missouri	02/08/20	79-83	Lot	23	60	.383	3	16	.188	34	44	.773	16	36	52	39.1	27	6	17	2	8	83	66.0
Opponents		1519		529	1298	.408	106	431	.246	355	513	.692	257	643	900	39.1	479	225	394	65	117	1519	66.0
Arkansas		1722		593	1344	.441	166	527	.315	370	514	.720	175	579	754	32.8	448	277	275	95	201	1722	74.9

Games played: 23

Points/game: 66.0

FG Pct: 40.8

3FG Pct: 24.6

FT Pct: 69.2

Rebounds/game: 39.1

Assists/game: 9.8

Turnovers/game: 17.1

Assist/turnover ratio: 0.6

Steals/game: 5.1

Blocks/game: 2.8



## ARKANSAS RAZORBACKS

### 2019-20 GAME-BY-GAME POINTS-ASSISTS-REBOUNDS

Opponent	Date	Score	WL	0	1	2	3	5	12	13	14	15	24	33	35
				CYLLA	JOE	BAILEY	SILLS	HARRIS	STEVENS	OBUKWELU	BELL	JONES	HENDERSON	WHITT	CHANEY
RICE	11/05/19	91-43	W	5-6-0	24-5-7	8-9-1	8-1-2	10-4-1	0-0-0	0-3-0	--	32-7-3	2-3-0	2-4-5	DNP
N TX	11/12/19	66-43	W	2-2-0	16-3-2	8-5-0	9-6-1	2-0-1	DNP	DNP	--	16-6-2	DNP	13-1-2	DNP
MONT	11/16/19	64-46	W	0-2-0	9-5-2	12-11-1	5-3-0	5-1-0	DNP	DNP	--	19-5-4	DNP	14-7-2	DNP
TX SOU	11/19/19	82-51	W	2-1-0	33-4-1	4-4-3	10-2-2	2-5-5	0-0-0	DNP	--	6-2-1	2-2-0	17-10-1	6-2-0
SD	11/22/19	77-56	W	7-4-0	5-5-5	7-3-0	6-4-1	8-1-2	DNP	DNP	--	14-7-0	DNP	24-7-1	6-2-2
at GA TECH	11/25/19	62-61	WOT	0-1-0	13-9-1	8-3-3	11-5-4	0-0-1	DNP	DNP	--	24-6-3	DNP	6-4-2	0-1-0
NKU	11/30/19	66-60	W	0-0-0	10-0-4	4-3-1	17-4-1	5-4-5	DNP	DNP	DNP	DNP-Inj	DNP	24-9-2	6-11-5
APSU	12/03/19	69-61	W	0-0-0	16-6-1	4-2-2	8-1-1	6-4-3	DNP	DNP	DNP	16-4-2	2-4-0	17-2-1	0-2-1
at WKU	12/07/19	79-86	LOT	0-0-0	18-4-2	7-4-0	20-1-0	9-1-2	DNP	DNP	DNP	8-9-1	0-0-0	17-12-4	0-6-1
TULSA	12/14/19	98-79	W	0-0-0	20-3-1	8-3-0	9-0-3	4-3-3	0-0-0	0-0-0	0-0-0	41-6-4	0-3-1	11-5-4	5-7-2
vs VALPO	12/21/19	72-68	W	0-2-0	21-7-1	10-5-0	4-5-0	4-6-3	DNP	DNP	DNP	20-9-4	DNP	10-3-4	3-2-2
at IND	12/29/19	71-64	W	DNP	24-5-0	3-8-0	10-5-1	0-1-1	DNP	DNP	DNP	21-6-6	DNP	7-3-3	6-4-0
TX A&M	01/04/20	69-59	W	0-1-0	17-5-2	2-1-0	13-4-1	6-4-5	DNP	DNP	DNP	17-6-3	DNP	12-4-1	2-0-0
at LSU	01/08/20	77-79	L	DNP	13-3-1	8-7-0	8-2-1	2-1-2	DNP	DNP	DNP	24-5-4	0-0-0	22-3-0	0-0-1
at OM	01/11/20	76-72	W	1-5-0	34-4-2	8-5-1	9-3-0	0-2-1	DNP	DNP	DNP	13-6-9	DNP	11-3-0	0-0-0
VANDY	01/15/20	75-55	W	0-0-0	12-4-3	3-5-0	13-7-2	2-2-4	0-0-0	0-0-0	0-1-0	1-7-8	0-0-0	30-8-0	14-3-2
UK	01/18/20	66-73	L	DNP	13-5-0	6-5-2	4-2-1	6-2-1	DNP	DNP	DNP	19-6-2	DNP	14-5-2	4-3-0
at MSU	01/22/20	70-77	L	5-2-1	5-7-3	6-4-0	2-1-2	4-0-2	DNP	DNP	DNP	20-7-4	DNP	20-4-0	8-2-0
TCU	01/25/20	78-67	W	0-4-1	DNP-Inj	7-6-0	18-2-1	7-4-6	DNP	DNP	DNP	20-5-4	0-0-0	20-2-2	6-1-0
USC	01/29/20	77-79	L	0-0-0	16-1-0	4-2-0	9-3-1	4-5-3	DNP	DNP	DNP	34-12-4	0-0-0	7-3-0	3-7-0
at BAMA	02/01/20	82-78	W	0-2-0	0-1-0	0-1-0	7-1-2	11-2-2	DNP	DNP	DNP	30-5-1	DNP	26-4-2	8-11-0
AUB	02/04/20	76-79	LOT	0-0-0	DNP-Inj	11-7-1	14-1-2	7-2-2	DNP	DNP	DNP	40-3-5	0-1-0	0-7-1	4-6-0
at MIZ	02/08/20	79-83	LOT	0-2-1	DNP-Inj	10-3-1	12-4-1	7-4-4	0-0-0	DNP	DNP	17-5-1	1-0-0	15-3-0	17-11-0

## ARKANSAS RAZORBACKS

### 2019-20 STARTING LINEUPS

Date	Opponent	1st SUB	Outcome	RECORD BY 1ST SUB (including ties)	
Nov. 05	Rice	Whitt Sills Joe Jones Bailey Cylla	W, 91-43	Harris	9-4
Nov. 12	North Texas	Whitt Sills Joe Jones Bailey Harris	W, 66-43	Chanev	5-3
Nov. 16	Montana	Whitt Sills Joe Jones Bailey Cylla / Harris	W, 64-46	Cylla	4-0
Nov. 19	Texas Southern	Whitt Sills Joe Jones Bailey Harris	W, 82-51	Sills	1-0
Nov. 22	South Dakota	Whitt Sills Joe Jones Bailey Cylla	W, 77-56	Joe	0-1
Nov. 25	@ Ga Tech	Whitt Sills Joe Jones Bailey Chanev	W, 62-61 ot		
Nov. 30	Northern Ky	Whitt Sills Joe Cylla Bailey Chanev / Harris	W, 66-60		
Dec. 03	Austin Peay	Whitt Sills Joe Jones Bailey Chanev / Harris	W, 69-61		
Dec. 07	@ Western Ky	Whitt Sills Joe Jones Bailey Chanev	L, 79-86 ot		
Dec. 14	Tulsa	Whitt Sills Joe Jones Bailey Harris	W, 98-79		
Dec. 22	vs Valpo	Whitt Sills Joe Jones Bailey Harris	W, 72-68		
Dec. 29	at Indiana	Whitt Sills Joe Jones Bailey Chanev	W, 71-64		
Jan. 04	Texas A&M	Whitt Sills Joe Jones Bailey Harris	W, 69-59		
Jan. 08	@ LSU	Whitt Sills Joe Jones Bailey Chanev	L, 77-79		
Jan. 11	@ Ole Miss	Whitt Sills Joe Jones Bailey Cylla	W, 76-72		
Jan. 15	Vanderbilt	Whitt Sills Joe Jones Bailey Chanev	W, 75-55		
Jan. 18	Kentucky	Whitt Sills Joe Jones Bailey Chanev/Harris	L, 66-73		
Jan. 22	@ Miss State	Whitt Sills Joe Jones Bailey Harris	L, 70-77		
Jan. 25	TCU	Whitt Harris Chanev Jones Sills	W, 78-67		
Jan. 29	South Carolina	Whitt Harris Chanev Jones Bailey Joe	L, 77-79		
Feb. 1	@ Alabama	Whitt Sills Joe Jones Chanev Harris	W, 82-78		
Feb. 4	Auburn	Whitt Sills Chanev Jones Bailey Harris	L, 76-79 ot		
Feb. 8	Auburn	Whitt Sills Chanev Jones Bailey Harris	L, 79-83 ot		

## ARKANSAS RAZORBACKS

## 2019-20 SPECIALTY STATS (ARKANSAS/OPPONENT)

Opponent	Pts in Paint	Pts Off TO	2nd Chance	Fast Break	Bench	Ties	Lead Chng	Ark Largest Lead	Best Ark Run	Opp Largest Lead	Best Opp Run	Ark Led	Opp Opp	Gm Tied
RICE	42 / 26	29 / 19	7 / 0	30 / 15	17 / 16	1	2	48 03:25 2nd	12 pts	2 16:57 1st	8 pts	37:35	0:45	1:40
NORTH TEXAS	20 / 28	22 / 7	7 / 12	14 / 9	4 / 7	0	0	23 0:03 2nd	9 pts (2x)	- - -	7 pts	38:41	--	1:19
MONTANA	26 / 28	23 / 12	16 / 11	14 / 6	5 / 10	1	0	20 1:35 2nd	8 pts	- - -	6 pts	38:30	--	1:30
TEXAS SOUTHERN	44 / 28	25 / 6	12 / 7	24 / 18	12 / 21	0	2	31 0:58 2nd	12 pts	1 17:44 1st	8 pts	38:13	0:18	1:29
SOUTH DAKOTA	44 / 32	12 / 12	16 / 11	11 / 9	21 / 7	0	0	23 3:04 2nd	13 pts (2x)	- - -	6 pts	39:42	--	0:18
@ Georgia Tech	20 / 34	18 / 11	0 / 12	19 / 12	0 / 10	5	9	9 16:07 2nd	11 pts	3 9:02 1st	7 pts	32:08	3:15	9:36
NORTHERN KY	38 / 18	19 / 11	7 / 5	15 / 7	11 / 0	1	2	12 8:49 2nd	10 pts	9 15:01 1st	8 pts	22:43	16:16	1:01
AUSTIN PEAY	24 / 24	21 / 18	9 / 17	14 / 7	8 / 11	5	5	13 2:42 2nd	9 pts	5 19:43 1st	6 pts	31:43	4:13	4:11
@ Western Ky	26 / 46	17 / 23	8 / 15	13 / 15	9 / 19	12	11	6 13:38 2nd	7 pts	7 19:34 2nd	9 pts	16:11	21:45	7:03
Tulsa	30 / 42	23 / 8	5 / 14	27 / 8	9 / 10	0	2	23 2:30 2nd	12 pts	1 17:40 1st	6 pts	38:48	0:15	0:57
vs Valpo	16 / 30	16 / 30	4 / 12	18 / 11	7 / 20	7	11	13 12:32 1st	8 pts	8 7:27 2nd	8 pts	22:10	14:53	2:57
at Indiana	20 / 34	9 / 6	12 / 9	15 / 4	6 / 14	5	12	7 0:27 2nd	9 pts	11 16:04 2nd	7 pts	7:09	28:26	4:25
TEXAS A&M	22 / 26	17 / 7	7 / 9	8 / 7	8 / 6	7	7	10 3x 2nd	6 pts	3 19:29 1st	4 pts	30:05	6:08	3:47
@ LSU	24 / 34	15 / 10	0 / 26	16 / 4	2 / 4	13	19	11 4:06 1st	12 pts	8 19:20 2nd	8 pts	18:46	16:28	4:57
@ Ole Miss	22 / 32	19 / 6	3 / 9	15 / 6	1 / 2	7	9	8 16:14 1st	10 pts	11 14:20 2nd	9 pts	15:01	22:27	2:32
VANDERBILT	42 / 26	18 / 4	7 / 2	12 / 5	16 / 18	3	4	20 0:39 2nd	8 pts	3 11:02 1st	7 pts	34:41	3:39	1:40
KENTUCKY	22 / 32	11 / 8	9 / 14	10 / 12	10 / 18	4	4	4 16:23 1st	7 pts	12 1:57 2nd	15 pts	5:28	31:24	3:08
@ Miss State	46 / 24	9 / 10	8 / 11	17 / 15	17 / 18	3	6	5 9:37 1st	9 pts	11 2:21 2nd	9 pts	5:02	32:00	2:56
TCU	34 / 34	15 / 11	12 / 15	18 / 6	18 / 10	4	3	15 7:53 2nd	9 pts	4 15:51 1st	6 pts	33:11	4:02	2:47
SOUTH CAROLINA	28 / 36	11 / 8	9 / 7	5 / 17	25 / 37	1	0	- - -	9 pts	11 10:09 1st	6 pts	--	37:43	2:17
@ Alabama	28 / 36	27 / 13	11 / 17	16 / 6	11 / 5	3	11	7 8:35 2nd	9 pts	12 17:19 1st	12 pts	12:54	25:12	1:54
Auburn	28 / 34	20 / 14	6 / 16	15 / 16	7 / 16	11	12	11 5:59 2nd	10 pts	5 1:42 OT	11 pts	22:47	15:47	6:26
@ Mizzouri	32 / 38	24 / 14	11 / 16	8 / 4	19 / 8	7	8	3 4:44 2nd	9 pts	9 10:11 1st	9 pts	4:06	37:21	3:33

## DEFLECTIONS (Arkansas career Only)

Player	16-17	17-18	18-19	19-20	Career
Bailey	45	106	110	106	367
Chaney	-	-	115	52	168
Cylla	-	-	-	13	13
Harris	-	-	92	40	132
Henderson	-	-	7	8	15
Joe	-	-	110	43	153
Jones	-	-	84	77	161
Sills	-	-	60	55	115
Whitt	-	-	-	81	8

## MOST IN A GAME 2019-20:

- 10 Jones (Montana)
- 9 Bailey (VAL ● AUB)
- 8 Bailey (S DAK ● @LSU)
- 7 Bailey (Rice ● TXSOU) | Jones (TAM)
- 6 Chaney (TXSOU) | Whitt (GT ● VAL) | Bailey (WKU ● IND) | Jones (Tulsa) | Sills 6

## CHARGES DRAWN (Arkansas career Only)

Player	16-17	17-18	18-19	19-20	Career
Bailey	4	4	3	4	33
Chaney	-	-	0	-	0
Cylla	-	-	-	-	0
Harris	-	-	4	3	7
Henderson	-	-	0	-	0
Joe	-	-	27*	11	38
Jones	-	-	0	2	2
Sills	-	-	3	4	7
Whitt	-	-	-	3	3

\* - led team

## DUNKS (Arkansas career Only)

Player	16-17	17-18	18-19	19-20	Career
Bailey	6	16	18	17	57
Chaney	-	-	17	12	29
Cylla	-	-	-	1	1
Harris	-	-	12	4	16
Henderson	-	-	2	2	4
Joe	-	-	2	3	5
Jones	-	-	0	1	1
Sills	-	-	1	2	3
Whitt	-	-	-	11	11

## ARKANSAS RAZORBACKS

### 2019-20 GAME HIGHS IN...

Opponent	DATE	SCORE	RESULT	POINTS	REBOUNDS	ASSISTS	STEALS	BLOCKED SHOTS
RICE	11/05/19	91-43	W	32-Mason Jones	9-Adrio Bailey	7-Isaiah Joe	5-Mason Jones	1-Whitt • Bailey Cylla • Harris Henderson
NORTH TEXAS	11/12/19	66-43	W	16-Isaiah Joe	6-Mason Jones	2-Mason Jones Isaiah Joe	4-Adrio Bailey	1-Joe • Whitt Jr. Harris • Bailey Sills
MONTANA	11/16/19	64-46	W	19-Mason Jones	11-Adrio Bailey	4-Mason Jones	4-Jalen Harris Mason Jones	1-Mason Jones Adrio Bailey
TEXAS SOUTHERN	11/19/19	82-51	W	33-Isaiah Joe	10-Jimmy Whitt Jr.	5-Jalen Harris	5-Isaiah Joe	5-Adrio Bailey
SOUTH DAKOTA	11/22/19	77-56	W	24-Jimmy Whitt Jr.	7-Mason Jones Jimmy Whitt Jr.	5-Isaiah Joe	3-Jimmy Whitt Jr. Adrio Bailey	3-Reggie Chaney
at Georgia Tech	11/25/19	62-61	W ot	24-Mason Jones	9-Isaiah Joe	4-Desi Sills	6-Isaiah Joe	2-Jimmy Whitt Jr.
NORTHERN KENTUCKY	11/30/19	66-60	W	24-Jimmy Whitt Jr.	11-Reggie Chaney	5-Jalen Harris Reggie Chaney	2-Desi Sills	1-Desi Sills
AUSTIN PEAY	12/03/19	69-61	W	17-Jimmy Whitt Jr.	6-Isaiah Joe	3-Jalen Harris	2-Joe • Bailey Sills • Chaney	3-Ethan Henderson
at Western Kentucky	12/07/19	79-86	L ot	20-Desi Sills	12-Jimmy Whitt Jr.	4-Jimmy Whitt Jr.	2-Desi Sills	3-Reggie Chaney
TULSA	12/14/19	98-79	W	41-Mason Jones	7-Reggie Chaney	4-Jimmy Whitt Jr. Mason Jones	4-Mason Jones	2-Adrio Bailey
vs Valparaiso	12/21/19	72-68	W	21-Isaiah Joe	9-Mason Jones	4-Jimmy Whitt Jr. Mason Jones	3-Adrio Bailey Jimmy Whitt Jr.	5-Adrio Bailey
at Indiana	12/29/19	71-64	W	24-Isaiah Joe	8-Adrio Bailey	6-Mason Jones	2-Jimmy Whitt Jr.	2-Adrio Bailey
TEXAS A&M	01/04/20	69-59	W	17-Mason Jones Isaiah Joe	6-Mason Jones	5-Jalen Harris	3-Mason Jones	1-Jimmy Whitt Jr. Adrio Bailey
at LSU	01/08/20	77-79	L	24-Mason Jones	7-Adrio Bailey	4-Mason Jones	2-Mason Jones Jalen Harris Isaiah Joe	4-Adrio Bailey
at Ole Miss	01/11/20	76-72	W	34-Isaiah Joe	6-Mason Jones	9-Mason Jones	3-Mason Jones	2-Isaiah Joe Adrio Bailey
VANDERBILT	01/15/20	75-55	W	30-Jimmy Whitt Jr.	8-Jimmy Whitt Jr.	8-Mason Jones	2-Desi Sills	2-Jimmy Whitt Jr.
KENTUCKY	01/18/20	66-73	L	19-Mason Jones	6-Mason Jones	2-Jimmy Whitt Jr. Adrio Bailey Mason Jones	3-Adrio Bailey	2-Adrio Bailey Jimmy Whitt Jr.
at Mississippi St.	01/22/20	70-77	L	20-Mason Jones Jimmy Whitt Jr.	7-Isaiah Joe Mason Jones	4-Mason Jones	1- Joe • Chaney Whitt • Harris Jones	1-Chaney • Harris Whitt • Bailey Jones
TCU	01/25/20	78-67	W	20-Mason Jones Jimmy Whitt Jr.	6-Adrio Bailey	6-Jalen Harris	2-Desi Sills	1-Jeantal Cylla Adrio Bailey
SOUTH CAROLINA	01/29/20	77-79	L	34-Mason Jones	12-Mason Jones	4-Mason Jones	1-Cylla • Jones Whitt • Chaney Joe	1-Adrio Bailey
at Alabama	02/01/20	82-78	W	30-Mason Jones	11-Reggie Chaney	2-Jalen Harris Desi Sills	4-Jimmy Whitt Jr.	2-Reggie Chaney
AUBURN	02/04/20	76-79	LOT	40-Mason Jones	7-Adrio Bailey Jimmy Whitt Jr.	5-Mason Jones	4-Desi Sills	1-Reggie Chaney Adrio Bailey
at Missouri	02/08/20	79-83	LOT	17-Reggie Chaney Mason Jones	11-Reggie Chaney	4-Jalen Harris	2-Adrio Bailey Reggie Chaney Jalen Harris	2-Reggie Chaney

LED TEAM IN POINTS (including ties)	
Jones	14
Joe	6
Whitt	6
Sills	1
Chaney	1

LED TEAM IN REBS (including ties)	
Jones	8
Bailey	6
Whitt	5
Chaney	4
Joe	3
Sills	1

LED TEAM IN ASSISTS (including ties)	
Jones	12
Harris	7
Whitt	5
Joe	3
Sills	2
Chaney	1
Bailey	2

LED TEAM IN STEALS (including ties)	
Jones	8
Joe	6
Whitt	6
Sills	6
Bailey	6
Harris	4
Chaney	4
Cylla	1

LED TEAM IN BLKS (including ties)	
Bailey	15
Whitt	7
Chaney	5
Harris	3
Joe	2
Sills	2
Henderson	2
Jones	2
Cylla	2



GAME 1		43		19 24		43		91			
SEC ESPN+		Rice		39 52		91					
Arkansas		Nov. 5, 2019 • Fayetteville, Ark.									

Rice 43 • 0-1

#	Player	Total		3-Ptr		Rebounds			PF	TP	A	TO	Blk	Stl	Min
		FG-FGA	FG-FGA	FT-FTA	FT-FTA	Off	Def	Tot							
10	Robert Martin	f	1-7	0-2	3-4	1	2	3	3	5	0	4	0	0	29
02	Trey Murphy III		3-10	0-5	1-2	1	1	2	2	7	0	3	1	0	30
03	Ako Adams		4-10	2-7	3-3	0	1	1	3	13	1	6	0	1	19
23	Drew Peterson		0-5	0-3	0-0	0	8	8	0	0	2	4	0	0	23
24	Chris Mullins		1-7	0-2	1	2	3	1	2	1	1	1	1	2	24
00	Payton Moore		1-3	0-2	0-0	0	0	0	1	2	1	4	0	4	15
01	Josh Parrish		2-4	0-0	0	0	1	1	2	4	0	0	0	1	15
04	Quincy Olivari		2-6	0-4	2-4	0	2	2	3	6	1	0	0	1	14
05	Addison Owen		0-0	0-0	0-0	0	0	0	0	0	0	0	0	0	2
13	Tommy McCarthy		0-1	0-0	0-0	0	0	0	0	0	0	0	0	0	3
14	Reed Myers		0-0	0-0	0-0	0	0	0	0	0	0	0	0	0	2
15	Max Fiedler		2-3	0-0	0-0	0	2	2	0	4	0	0	0	0	7
20	Zach Crisler		0-0	0-0	0-0	0	0	0	1	0	1	2	0	0	12
35	Tim Harrison		0-0	0-0	0-0	1	1	2	0	0	0	0	0	0	5
Team						2	1	3			3				
Totals			16-56	2-25	9-15	6	21	27	16	43	7	27	2	9	200
FG % 1st Half:		8-25	32.0%	2nd half:	8-31	25.8%	Game:		16-56	28.6%	Deadball				
3FG % 1st Half:		2-13	15.4%	2nd half:	0-12	0.0%	Game:		2-25	8.0%	Rebounds				
FT % 1st Half:		1-4	25.0%	2nd half:	8-11	72.7%	Game:		9-15	60.0%	3.1				

Arkansas 91 • 1-0

#	Player	Total		3-Ptr		Rebounds			PF	TP	A	TO	Blk	Stl	Min
		FG-FGA	FG-FGA	FT-FTA	FT-FTA	Off	Def	Tot							
02	Adrio Bailey	f	4-7	0-0	0-0	2	7	9	3	8	1	3	1	3	21
01	Isaiah Joe		10-18	4-11	0-0	0	5	5	1	24	7	5	0	0	32
03	Desi Sills		4-8	0-3	0-0	0	1	1	3	8	2	3	0	1	29
15	Mason Jones		12-18	4-8	4-4	1	6	7	0	32	3	3	0	5	33
33	Jimmy Whitt Jr.		1-4	0-0	0-0	2	2	4	0	2	5	2	1	1	28
00	Jeantal Cylia		2-7	0-1	1-2	1	5	6	2	5	0	2	1	0	21
05	Jalen Harris		3-4	2-2	2-4	0	4	4	4	10	1	2	1	3	22
12	Ty Stevens		0-0	0-0	0-1	0	0	0	0	0	0	0	0	0	1
13	Emeka Obukwelu		0-0	0-0	0-0	1	2	3	0	0	0	0	0	0	1
24	Ethan Henderson		1-1	0-0	0-0	0	3	3	3	2	0	1	1	1	12
Team						3	0	3							
Totals			37-67	10-25	7-11	10	35	45	16	91	19	21	5	14	200
FG % 1st Half:		16-33	48.5%	2nd half:	21-34	61.8%	Game:		37-67	55.2%	Deadball				
3FG % 1st Half:		4-12	33.3%	2nd half:	6-13	46.2%	Game:		10-25	40.0%	Rebounds				
FT % 1st Half:		3-4	75.0%	2nd half:	4-7	57.1%	Game:		7-11	63.6%	2.1				

Officials: Robert Felder, Gerald Williams, K.B. Burdett Jr.  
 Technical fouls: Rice-None, Arkansas-None.  
 Attendance: 17274

Score by periods	1st	2nd	Total
Rice	19	24	43
Arkansas	39	52	91

	In	Off	2nd	Fast	Bench
Points	Paint	T/O	Chance	Break	
RICE	26	19	0	15	16
ARK	42	29	5	30	17

Last FG - RICE 2nd-00:36, ARK 2nd-00:24.

Largest lead - RICE by 2 1st-16:57, ARK by 48 2nd-03:25.

RICE led for 00:45. ARK led for 37:35. Game was tied for 01:40.

Score tied - 1 time.  
 Lead changed - 2 times.

GAME 3		46		18 28		46		64			
SEC ESPN+		Montana		31 33		64					
Arkansas		Nov. 16, 2019 • Fayetteville, Ark.									

Montana 46 • 1-2

#	Player	Total		3-Ptr		Rebounds			PF	TP	A	TO	Blk	Stl	Min
		FG-FGA	FG-FGA	FT-FTA	FT-FTA	Off	Def	Tot							
00	Kyle Owens	f	0-2	0-0	0-0	1	1	2	3	0	1	0	0	0	13
23	Mack Anderson		4-7	0-0	1-1	3	4	7	4	9	1	3	2	0	25
02	Kendal Manuel		5-16	2-7	0-0	0	5	5	2	12	0	1	0	1	32
03	Josh Vazquez		0-7	0-4	2-2	1	1	2	3	2	3	0	0	2	21
04	Sayed Pridgett		5-12	0-1	3-5	3	4	7	3	13	2	7	1	1	38
01	Timmy Falls		1-4	0-2	0-2	0	2	2	4	2	3	5	1	1	31
05	Eddy Egun		0-3	0-2	0-0	0	2	2	1	0	1	2	0	0	14
35	Derrick Carter-Holli		3-5	0-0	2-4	2	3	5	2	8	0	1	1	0	26
Team						5	2	7			1				
Totals			18-56	2-16	8-14	15	24	39	22	46	10	23	5	5	200
FG % 1st Half:		8-31	25.8%	2nd half:	10-25	40.0%	Game:		18-56	32.1%	Deadball				
3FG % 1st Half:		0-6	0.0%	2nd half:	2-10	20.0%	Game:		2-16	12.5%	Rebounds				
FT % 1st Half:		2-3	66.7%	2nd half:	6-11	54.5%	Game:		8-14	57.1%	4				

Arkansas 64 • 3-0

#	Player	Total		3-Ptr		Rebounds			PF	TP	A	TO	Blk	Stl	Min
		FG-FGA	FG-FGA	FT-FTA	FT-FTA	Off	Def	Tot							
02	Adrio Bailey	f	4-7	0-1	4-6	5	6	11	4	12	1	1	1	0	31
01	Isaiah Joe		2-13	2-9	3-5	0	5	5	1	9	2	0	0	0	37
03	Desi Sills		2-8	0-4	1-2	1	2	3	4	5	0	3	0	2	25
15	Mason Jones		5-13	1-5	8-8	3	2	5	2	19	4	2	1	4	35
33	Jimmy Whitt Jr.		6-12	0-0	2-3	2	5	7	3	14	2	4	0	1	28
00	Jeantal Cylia		0-0	0-0	0-0	1	1	2	2	0	0	3	0	0	19
05	Jalen Harris		1-1	1-1	2-2	1	0	1	2	5	0	0	0	4	25
Team						1	2	3							
Totals			20-54	4-20	20-26	14	23	37	18	64	9	13	2	11	200
FG % 1st Half:		10-28	35.7%	2nd half:	10-26	38.5%	Game:		20-54	37.0%	Deadball				
3FG % 1st Half:		3-13	23.1%	2nd half:	1-7	14.3%	Game:		4-20	20.0%	Rebounds				
FT % 1st Half:		8-11	72.7%	2nd half:	12-15	80.0%	Game:		20-26	76.9%	2.2				

Officials: Troy Mathis, Randy Heimerman, Vladimir Voyard-Tadal  
 Technical fouls: Montana-None, Arkansas-None.  
 Attendance: 13058

Score by periods	1st	2nd	Total
Montana	18	28	46
Arkansas	31	33	64

Last FG - MONT 2nd-03:49, ARK 2nd-02:20.

Largest lead - MONT None, ARK by 20 2nd-01:35.

MONT led for 00:00. ARK led for 38:03. Game was tied for 01:30.

Score tied - 1 time.  
 Lead changed - 0 times.

GAME 2		43		16 17		43		66			
SEC ESPN+		North Texas		28 38		66					
Arkansas		Nov. 12, 2019 • Fayetteville, Ark.									

North Texas 43 • 1-2

		Total		3-Ptr		Rebounds										
#	Player		FG-FGA	FG-FGA	FT-FTA	Off	Def	Tot	PF	TP	A	TO	Blk	Stl	Min	
23	Deng Geu	f	4-6	1-2	1-2	0	6	6	3	10	0	2	0	0	25	
24	Zachary Simmons	f	3-7	0-0	0-1	4	5	9	4	6	1	0	0	0	17	
00	James Reese	g	1-5	0-3	2-2	1	2	3	1	4	2	0	0	1	22	
01	Umoja Gibson	g	3-11	1-5	0-2	0	2	2	1	7	1	0	0	0	32	
03	Javion Hamlet	g	3-9	0-2	3-3	1	0	1	0	9	1	5	0	0	27	
02	Roosevelt Smart		1-4	0-3	1-2	0	0	0	1	3	0	2	0	1	17	
04	Jalen Jackson		0-2	0-0	0-0	1	1	2	3	0	2	2	0	1	8	
10	Jahmiah Simmons		0-0	0-0	0-0	0	1	1	3	0	0	1	0	0	7	
13	Thomas Bell		0-3	0-1	0-0	0	4	4	1	0	1	1	0	0	22	
22	Larry Wise		2-4	0-1	0-0	2	1	3	0	4	0	2	0	0	11	
55	DJ Draper		0-0	0-0	0-0	0	0	0	5	0	0	1	0	0	12	
Team						5	1	6			2					
Totals			17-51	2-17	7-12	14	23	37	22	43	8	18	0	3	200	
FG % 1st Half:		7-26	26.9%	2nd half:	10-25	40.0%	Game:		17-51	33.3%						Deadball
3FG % 1st Half:		0-9	0.0%	2nd half:	2-8	25.0%	Game:		2-17	11.8%						Rebounds
FT % 1st Half:		2-2	100.0%	2nd half:	5-10	50.0%	Game:		7-12	58.3%						2.1

<b>GAME 5</b>				<b>56</b>		South Dakota		24 32		56		<b>77</b>			
						<b>ARKANSAS</b>		39 38		77					
Nov. 22, 2019 • Fayetteville, Ark.															

**South Dakota 56 • 5-1**

#	Player	Total		3-Ptr		Rebounds			PF	TP	A	TO	Blk	Stl	Min
		FG-FGA	FT-FGA	FG-FGA	FT-FGA	Off	Def	Tot							
25	Tyler Hagedorn	f	5-12	0-2	5-6	2	5	7	2	15	3	2	0	0	32
00	Stanley Umude	g	5-14	1-1	2-2	1	7	8	0	13	0	1	1	0	32
03	Triston Simpson	g	3-6	0-1	0-0	0	1	1	0	6	3	3	0	1	39
10	Cody Kelley	g	4-9	2-6	0-2	0	3	3	4	10	2	3	0	1	34
22	Tyler Peterson	g	2-5	0-0	1-2	2	1	3	4	5	3	2	0	2	31
01	Ty Chisom	g	2-4	0-0	1-2	0	4	4	3	5	0	1	0	1	15
05	Kruz Perrott-Hunt	g	0-1	0-1	0-0	0	1	1	1	0	0	1	0	0	4
20	Brandon Armstrong	g	1-4	0-1	0-0	0	1	1	1	2	0	0	0	0	13
Team						1	1	2							
Totals			22-55	3-12	9-14	6	24	30	15	56	11	13	1	5	200
FG % 1st Half:		10-30	33.3%	2nd half:	12-25	48.0%	Game:		22-55	40.0%	Deadball				
3FG % 1st Half:		1-6	16.7%	2nd half:	2-6	33.3%	Game:		3-12	25.0%	Rebounds				
FT % 1st Half:		3-7	42.9%	2nd half:	6-7	85.7%	Game:		9-14	64.3%	2,2				

**Arkansas 77 • 5-0**

#	Player	Total		3-Ptr		Rebounds			PF	TP	A	TO	Blk	Stl	Min
		FG-FGA	FT-FGA	FG-FGA	FT-FGA	Off	Def	Tot							
02	Adrio Bailey	f	3-7	1-1	0-0	0	3	3	4	7	0	1	1	3	21
01	Isaiah Joe	g	2-10	1-6	0-0	2	3	5	2	5	5	1	0	0	35
03	Desi Sills	g	2-8	1-6	1-1	0	4	4	2	6	1	3	0	0	34
15	Mason Jones	g	5-12	0-3	4-4	1	6	7	4	14	0	3	0	1	23
33	Jimmy Whitt Jr.	g	11-14	0-0	2-3	1	6	7	1	24	1	0	1	3	35
00	Jeantal Cylla	g	3-7	1-2	0-0	1	3	4	2	7	0	0	1	0	14
05	Jalen Harris	g	2-5	0-2	4-4	0	1	1	1	8	2	0	0	0	23
35	Reggie Chaney	g	3-3	0-0	0-0	1	1	2	4	6	2	0	3	1	15
Team						1	2	3							
Totals			31-66	4-20	11-12	7	29	36	20	77	11	8	6	8	200
FG % 1st Half:		15-35	42.9%	2nd half:	16-31	51.6%	Game:		31-66	47.0%	Deadball				
3FG % 1st Half:		4-14	28.6%	2nd half:	0-6	0.0%	Game:		4-20	20.0%	Rebounds				
FT % 1st Half:		5-6	83.3%	2nd half:	6-6	100.0%	Game:		11-12	91.7%	3,1				

Officials: Nathan Bemis,R.B. Clyburn,Owen Shortt  
Technical fouls: South Dakota-None. Arkansas-None.  
Attendance: 12581

Score by periods	1st	2nd	Total
South Dakota	24	32	56
Arkansas	39	38	77

Last FG - SD 2nd-02:11, ARK 2nd-01:14.  
Largest lead - SD None, ARK by 23 2nd-03:04.  
SD led for 00:00. ARK led for 39:42. Game was tied for 00:18.

Score tied - 0 times.  
Lead changed - 0 times.

<b>GAME 7</b>						<b>60</b>		Northern Kentucky 28 32 60		<b>66</b>			
								ARKANSAS 33 33 66					
Nov. 30, 2019 • Fayetteville, Ark.													

**Northern Kentucky 60 • 5-3**

#	Player	Total		3-Ptr		Rebounds			PF	TP	A	TO	Blk	Stl	Min
		FG-FGA	FT-FGA	FG-FGA	FT-FGA	Off	Def	Tot							
00	Silas Adheke	f	0-0	0-0	0-0	0	4	4	0	0	0	1	0	1	10
32	Dante Walton	f	10-14	4-6	6-8	1	9	10	3	30	2	5	4	4	38
05	Bryson Langdon	g	2-7	1-3	1-1	1	2	3	4	6	0	2	0	1	36
12	Trevon Faulkner	g	4-13	1-4	5-6	0	2	2	2	14	4	1	0	2	39
15	Tyler Sharpe	g	4-11	2-6	0-0	0	3	3	5	10	2	2	0	1	37
01	Adham Eleeda	g	0-4	0-4	0-0	0	5	5	2	0	1	1	0	1	25
14	Karl Harris	g	0-1	0-0	0-0	0	0	0	3	0	0	0	0	0	7
30	Bryant Mocabay	g	0-1	0-1	0-0	0	0	0	0	0	0	0	0	0	8
Team						3	2	5							
Totals			20-51	8-24	12-15	5	27	32	19	60	9	12	4	10	200
FG % 1st Half:		10-26	38.5%	2nd half:	10-25	40.0%	Game:		20-51	39.2%	Deadball				
3FG % 1st Half:		5-13	38.5%	2nd half:	3-11	27.3%	Game:		8-24	33.3%	Rebounds				
FT % 1st Half:		3-4	75.0%	2nd half:	9-11	81.8%	Game:		12-15	80.0%	0				

**Arkansas 66 • 7-0**

#	Player	Total		3-Ptr		Rebounds			PF	TP	A	TO	Blk	Stl	Min
		FG-FGA	FT-FGA	FG-FGA	FT-FGA	Off	Def	Tot							
00	Jeantal Cylla	f	0-0	0-0	0-0	0	0	0	0	0	0	0	0	0	6
02	Adrio Bailey	g	1-5	0-1	2-3	1	2	3	0	4	1	3	0	1	19
01	Isaiah Joe	g	2-11	2-10	4-5	0	0	0	1	10	4	3	0	0	39
03	Desi Sills	g	7-15	0-5	3-5	0	4	4	3	17	1	2	1	2	39
33	Jimmy Whitt Jr.	g	9-15	0-0	6-7	3	6	9	4	24	2	1	0	1	38
05	Jalen Harris	g	1-4	1-2	2-2	0	4	4	1	5	5	2	0	1	35
35	Reggie Chaney	g	3-5	0-0	0-0	2	9	11	5	6	5	1	0	0	24
Team						2	4	6							
Totals			23-55	3-18	17-22	8	29	37	14	66	18	12	1	5	200
FG % 1st Half:		14-31	45.2%	2nd half:	9-24	37.5%	Game:		23-55	41.8%	Deadball				
3FG % 1st Half:		2-10	20.0%	2nd half:	1-8	12.5%	Game:		3-18	16.7%	Rebounds				
FT % 1st Half:		3-6	50.0%	2nd half:	14-16	87.5%	Game:		17-22	77.3%	2				

Officials: Wil Howard,Patrick Evans,Tony Greene  
Technical fouls: Northern Kentucky-None. Arkansas-None.  
Attendance: 14080

Score by periods	1st	2nd	Total
Northern Kentucky	28	32	60
Arkansas	33	33	66

Last FG - NKU 2nd-00:24, ARK 2nd-02:45.  
Largest lead - NKU by 9 1st-15:01, ARK by 12 2nd-08:49.  
NKU led for 16:16. ARK led for 22:43. Game was tied for 01:01.

Score tied - 1 time.  
Lead changed - 2 times.

<b>GAME 6</b> <b>ACCN</b> <small>ESPN</small>		<b>62</b>	<b>ARKANSAS</b>	<b>33</b>	<b>26</b>	<b>3</b>	<b>62</b>	<b>61</b>	
			Georgia Tech	<b>30</b>	<b>29</b>	<b>2</b>	<b>61</b>		
			Nov. 25, 2019 • Atlanta, Ga.						

**Arkansas 62 • 6-0**

#	Player		Total		3-Ptr	Rebounds			PF	TP	A	TO	Blk	Stl	Min	
			FG-FA	FG-FGA	FT-FTA	Off	Def	Tot								
02	Adrio Bailey	f	3-5	0-0	2-2	0	2	2	3	8	3	3	1	2	32	
01	Isaiah Joe	g	4-15	3-11	2-2	0	9	9	3	13	1	1	0	6	43	
03	Desi Sills	g	5-9	1-3	0-0	2	2	4	4	11	4	2	0	1	39	
15	Mason Jones	g	7-13	3-8	7-10	0	7	7	4	24	3	6	0	5	39	
33	Jimmy Whitt Jr.	g	3-12	0-0	0-2	0	4	4	3	6	2	0	2	0	44	
00	Jeantal Cylla		0-2	0-2	0-0	0	1	1	2	0	0	0	0	0	8	
05	Jalen Harris		0-2	0-1	0-0	0	0	0	1	0	1	1	0	0	8	
35	Reggie Chaney		0-1	0-0	0-0	1	1	2	2	0	0	1	1	1	12	
Team						0	1	1								
Totals				22-59	7-25	11-16	3	27	30	22	62	14	14	4	15	225
FG % 1st Half: 12-31			38.7%	2nd half: 9-23	39.1%	OT: 1-5	20.0%	Game: 22-59		37.3%	Deadball					
3FG % 1st Half: 5-15			33.3%	2nd half: 1-7	14.3%	OT: 1-3	33.3%	Game: 7-25		28.0%	Rebounds					
FT % 1st Half: 4-7			57.1%	2nd half: 7-8	87.5%	OT: 1-0	0.0%	Game: 11-16		68.8%	2					

GAME 9			79	ARKANSAS		28	45	6	79	86	
	Western Kentucky			33	40	13	86				
	Dec. 7, 2019 • Bowling Green, Ky.										

## Arkansas 79 • 8-1

#	Player	Total		3-Ptr		Rebounds			PF	TP	A TO		Blk	Stl	Min
		FG-FGA	FG-FGA	FT-FTA	FT-FTA	Off	Def	Tot							
02	Adrio Bailey	f	3-6	0-1	1-2	2	2	4	4	7	0	0	1	0	30
01	Isaiah Joe	g	6-15	5-14	1-3	1	3	4	1	18	2	5	1	0	42
03	Desi Sills	g	7-11	3-7	3-3	0	1	1	4	20	0	3	0	2	36
15	Mason Jones	g	1-9	0-4	6-6	1	8	9	3	8	1	3	0	0	36
33	Jimmy Whitt Jr.	g	8-18	0-0	1-3	3	9	12	5	17	4	1	0	1	44
00	Jeantal Cylia		0-0	0-0	0-0	0	0	0	0	0	0	0	0	0	0+
05	Jalen Harris		3-8	1-4	2-3	0	1	1	3	9	2	1	0	1	23
04	Ethan Henderson		0-0	0-0	0-0	0	0	0	0	0	0	0	0	0	1
25	Reggie Chaney		0-0	0-0	0-0	2	4	6	3	0	1	2	3	0	13
Team			1	1	2										
Totals			28-67	9-30	14-20	10	29	39	23	79	10	16	5	4	225
FG % 1st Half:		12-27	44.4%	2nd half:	14-33	42.4%	OT:	2-7	28.6%	Game:	28-67	41.8%	Deadball		
3FG % 1st Half:		3-11	27.3%	2nd half:	6-16	37.5%	OT:	0-3	0.0%	Game:	9-30	30.0%	Rebounds		
FT % 1st Half:		1-4	25.0%	2nd half:	11-12	91.7%	OT:	2-4	50.0%	Game:	14-20	70.0%	3		

## Western Kentucky 86 • 7-3

#	Player	Total		3-Ptr		Rebounds			PF	TP	A TO		Blk	Stl	Min
		FG-FGA	FG-FGA	FT-FTA	FT-FTA	Off	Def	Tot							
02	Jared Savage	f	4-10	3-8	3-3	0	6	6	0	14	0	2	0	2	39
22	Carson Williams	f	3-6	0-0	2-3	1	6	7	2	8	1	1	2	0	33
23	Charles Bassey	c	4-6	0-0	2-2	4	2	6	3	10	1	4	1	0	23
05	Camron Justice	g	5-12	1-5	1-2	0	4	4	4	12	1	4	0	2	31
11	Taveion Hollingsworth	g	8-14	1-3	6-8	2	7	9	4	23	6	2	0	2	43
03	Jordan Rawls		1-7	0-1	0-2	0	0	0	1	2	1	1	0	1	18
04	Josh Anderson		5-8	0-2	5-8	1	5	6	4	15	1	1	1	0	32
10	Jeremiah Gambrell		0-1	0-0	0-0	0	0	0	0	0	0	0	0	0	2
14	Matt Horton		1-3	0-0	0-0	2	0	2	1	2	0	0	0	0	4
Team			2	2	4										
Totals			31-67	5-19	19-28	12	32	44	19	86	11	15	4	7	225
FG % 1st Half:		13-32	40.6%	2nd half:	14-29	48.3%	OT:	4-6	66.7%	Game:	31-67	46.3%	Deadball		
3FG % 1st Half:		3-11	27.3%	2nd half:	2-7	28.6%	OT:	0-1	0.0%	Game:	5-19	26.3%	Rebounds		
FT % 1st Half:		4-9	44.4%	2nd half:	10-13	76.9%	OT:	5-6	83.3%	Game:	19-28	67.9%	4		

Officials: Kevin Mathis, Joe DeRosa, Antonio Petty  
 Technical fouls: Arkansas-None. Western Kentucky-None.  
 Attendance: 6862

Score by periods	1st	2nd	OT	Total
Arkansas	28	45	6	79
Western Kentucky	33	40	13	86

Last FG - ARK OT-03:12, WKU OT-00:06.

Largest lead - ARK by 6 2nd-13:38, WKU by 7 2nd-19:34.

ARK led for 16:12, WKU led for 21:45. Game was tied for 07:03.

Score tied - 12 times.  
 Lead changed - 11 times.

GAME 11				68		Valparaiso		34 34		68		72			
		VALPO				ARKANSAS		32 40		72					
						Dec. 22, 2019 • North Little Rock, Ark.									

## Valparaiso 68 • 7-6

#	Player	Total		3-Ptr		Rebounds			PF	TP	A TO		Blk	Stl	Min
		FG-FGA	FG-FGA	FT-FTA	FT-FTA	Off	Def	Tot							
05	Donovan Clay	f	1-3	1-1	0-0	0	2	2	4	3	0	3	0	0	16
22	Mileek McMillan	f	6-10	1-4	1-1	2	7	9	5	14	1	1	0	0	24
33	John Kiser	f	4-6	0-1	0-0	0	5	5	3	8	1	0	0	0	29
00	Javon Freeman-Libert	g	7-21	3-9	4-8	0	7	7	4	21	6	5	0	4	38
04	Daniel Sackey	g	1-12	0-3	0-0	1	4	5	3	2	4	4	0	3	36
02	Zion Morgan		2-6	0-2	0-0	2	7	9	2	4	1	0	1	0	13
10	Eron Gordon		4-10	2-5	0-0	1	0	1	4	10	0	3	0	1	28
23	Ben Krikke		2-4	0-0	2-2	2	1	3	2	6	0	0	0	1	16
Team			1	1	2										
Totals			27-72	7-25	7-11	9	34	43	27	68	13	16	1	9	200
FG % 1st Half:		14-36	38.9%	2nd half:	13-36	36.1%	Game:	27-72	37.5%	Deadball			Rebounds		
3FG % 1st Half:		2-10	20.0%	2nd half:	5-15	33.3%	Game:	7-25	28.0%	3					
FT % 1st Half:		4-7	57.1%	2nd half:	3-4	75.0%	Game:	7-11	63.6%						

## Arkansas 72 • 10-1

#	Player	Total		3-Ptr		Rebounds			PF	TP	A TO		Blk	Stl	Min
		FG-FGA	FG-FGA	FT-FTA	FT-FTA	Off	Def	Tot							
02	Adrio Bailey	f	3-5	2-3	2-5	1	4	5	1	10	0	1	5	3	27
01	Isaiah Joe	g	5-16	5-14	6-7	0	7	7	2	21	1	1	1	1	38
03	Desi Sills	g	1-4	1-3	1-2	1	4	5	0	4	0	1	1	1	20
15	Mason Jones	g	5-12	2-5	8-9	1	8	9	4	20	4	7	0	0	29
33	Jimmy Whitt Jr.	g	5-10	0-0	0-1	2	1	3	2	10	4	3	0	3	37
00	Jeantal Cylia		0-0	0-0	0-0	0	2	2	1	0	0	1	0	0	4
05	Jalen Harris		2-4	0-2	0-1	1	5	6	2	4	3	2	1	1	32
35	Reggie Chaney		0-1	0-0	3-6	0	2	2	2	3	2	2	0	0	13
Team			0	0	3										
Totals			21-52	10-27	20-31	6	36	42	14	72	14	19	8	9	200
FG % 1st Half:		12-28	42.9%	2nd half:	9-24	37.5%	Game:	21-52	40.4%	Deadball			Rebounds		
3FG % 1st Half:		4-13	30.8%	2nd half:	6-14	42.9%	Game:	10-27	37.0%	2.1					
FT % 1st Half:		4-10	40.0%	2nd half:	16-21	76.2%	Game:	20-31	64.5%						

Officials: Chris Ford, John Hampton, Steven Anderson  
 Technical fouls: Valparaiso-Eron Gordon. Arkansas-TEAM.  
 Attendance: 15630

Score by periods	1st	2nd	Total
Valparaiso	34	34	68
Arkansas	32	40	72

Last FG - VALPO 2nd-00:26, ARK 2nd-00:53.

Largest lead - VALPO by 8 2nd-07:27, ARK by 13 1st-12:32.

VALPO led for 14:53, ARK led for 22:10. Game was tied for 02:57.

Score tied - 7 times.  
 Lead changed - 11 times.

GAME 10			79	Tulsa	34	45	79	98	
ESPN U	ARKANSAS			50	48	98			
	Dec. 14, 2019 • Fayetteville, Ark.								

## Tulsa 79 • 8-3

#	Player	Total		3-Ptr		Rebounds			PF	TP	A	TO	Blk	Stl	Min
		FG-FGA	FG-FGA	FT-FTA	Off	Def	Tot								
01	Martins Igbanu	f	6-10	0-1	6-9	2	3	5	3	18	0	3	0	1	29
00	Brandon Rachal	g	6-14	0-3	2-4	2	6	8	1	14	0	3	1	0	32
03	Elijah Joiner	g	5-7	1-2	8-11	0	4	4	2	19	2	1	0	1	32
11	Darrien Jackson	g	4-7	0-0	2-2	2	2	4	4	10	2	1	0	3	26
22	Reggie Jones	g	3-6	1-3	1-1	0	1	1	3	8	2	1	0	0	18
04	Isaiah Hill		2-7	2-5	0-0	1	1	2	3	6	3	1	0	0	19
05	Lawson Korita		1-8	0-4	0-0	0	5	5	2	2	0	1	0	0	24
12	Emmanuel Ugboho		0-1	0-0	0-0	1	0	1	2	0	1	2	0	0	5
13	George Christopoulos		0-0	0-0	0-0	0	0	0	1	0	0	0	0	0	1
15	Josh Earley		1-3	0-0	0-0	2	1	3	2	2	0	0	0	0	9
41	Jeriah Horne		0-1	0-0	0-0	0	0	0	0	0	0	0	0	0	5
Team			28-64	4-18	19-27	14	25	39	23	79	10	13	1	5	200
Totals															
FG % 1st Half: 12-29		41.4%	2nd half: 16-35	45.7%	Game: 28-64		43.8%							Deadball Rebounds 4.1	
3FG % 1st Half: 1-6		16.7%	2nd half: 3-12	25.0%	Game: 4-18		22.2%								
FT % 1st Half: 9-13		69.2%	2nd half: 10-14	71.4%	Game: 19-27		70.4%								



GAME 13	SE	ESPN	ATM	59	Texas A&M	33	26	59	69	
					ARKANSAS	42	27	69		
Jan. 4, 2020 • Fayetteville, Ark.										

Texas A&M 59 • 6-6, 0-1 SEC

#	Player		Total		3-Ptr		Rebounds			PF	TP	A				Min
			FG-FA	FG-FGA	FT-FTA	Off	Def	Tot	TO			Blk	Stl			
05	Emanuel Miller	f	2-4	0-0	2-4	1	2	3	2	6	0	2	0	0	28	
32	Josh Nebo	f	3-4	0-0	4-7	3	10	13	1	10	1	3	0	0	31	
01	Savion Flagg	g	4-7	1-2	0-0	1	3	4	1	9	1	3	0	1	31	
11	Wendell Mitchell	g	3-10	1-6	6-6	1	4	5	4	13	2	2	0	1	25	
20	Andre Gordon	g	7-12	1-2	0-1	0	2	2	0	15	3	2	0	2	28	
00	Jay Jay Chandler		0-1	0-1	0-0	0	0	0	4	0	0	0	1	1	13	
03	Quenton Jackson		1-3	1-2	1-2	0	1	1	1	4	0	3	0	1	24	
12	Mark French		0-2	0-1	0-0	0	1	1	0	0	1	0	0	0	11	
15	Jonathan Aku		1-1	0-0	0-0	0	1	0	1	2	0	0	0	0	2	
35	Yavuz Gultekin		0-1	0-0	0-0	1	2	3	2	0	0	1	0	0	7	
	Team					0	1	1				1				
Totals			21-45	4-14	13-20	8	26	34	15	59	8	17	1	6	200	
FG % 1st Half: 11-26			42.3%	2nd half: 10-19	52.6%	Game: 21-45		46.7%	Deadball Rebounds 4.1							
3FG % 1st Half: 3-11			27.3%	2nd half: 1-3	33.3%	Game: 4-14		28.6%								
FT % 1st Half: 8-11			72.7%	2nd half: 5-9	55.6%	Game: 13-20		65.0%								

Arkansas 69 • 12-1, 1-0 SEC

		Total		3-Ptr		Rebounds										
#	Player		FG-FGA	FG-FGA	FT-FTA	Off	Def	Tot	PF	TP	A	TO	Blk	Stl	Min	
02	Adrio Bailey	f	1-2	0-0	0-0	0	1	1	4	2	0	1	1	0	18	
01	Isaiah Joe	g	6-14	5-12	0-0	1	4	5	2	17	2	1	0	2	39	
03	Desi Sills	g	4-9	1-4	4-6	1	3	4	3	13	1	0	0	2	30	
15	Mason Jones	g	5-17	4-11	3-5	3	3	6	2	17	3	1	0	3	37	
33	Jimmy Whitt Jr.	g	6-11	0-0	0-0	1	3	4	2	12	1	3	1	0	37	
00	Jeantal Cylla		0-0	0-0	0-0	1	0	1	0	0	0	0	0	0	1	
05	Jalen Harris		1-4	0-2	4-4	0	4	4	2	6	5	0	0	2	31	
35	Reggie Chaney		1-1	0-0	0-0	0	0	0	2	2	0	3	0	0	7	
Team						1	1	2								
Totals			24-58	10-29	11-15	8	19	27	17	69	12	9	2	9	200	
FG % 1st Half:		13-24	54.2%	2nd half:	11-34	32.4%	Game:		24-58	41.4%						Deadball
3FG % 1st Half:		6-15	40.0%	2nd half:	4-14	28.6%	Game:		10-29	34.5%						Rebound
FT % 1st Half:		10-13	76.9%	2nd half:	1-2	50.0%	Game:		11-15	73.3%						3

Officials: Gerald Williams, Garrick Shannon, Chuck Jones  
Technical fouls: Texas A&M-None. Arkansas-None.  
Attendance: 19200

Score by periods	1st	2nd	Total
Texas A&M	33	26	59
Arkansas	42	27	69

Last FG - T&M 2nd-03:36, ARK 2nd-01:41.  
Largest lead - T&M by 3 1st-19:29, ARK by 10 2nd-19:05.  
T&M led for 06:08, ARK led for 30:05. Game was tied for 03:47.

Score tied - 7 times.  
Lead changed - 7 times.

GAME 15	SE	ESPN	Arkansas	76	Ole Miss	27	49	76	72	Ole Miss
						33	39	72		
Jan. 1, 2020 • Oxford, Miss.										

Arkansas 76 • 13-2, 2-1 SEC

#	Player		Total		3-Ptr		Rebounds			PF	TP	A	TO	Blk	Stl	Min
			FG-FGA	FG-FGA	FT-FTA	Off	Def	Tot								
02	Adrio Bailey	f	3-6	0-1	2-2	0	5	5	4	8	1	0	2	0	25	
01	Isaiah Joe	g	11-18	7-13	5-5	0	4	4	0	34	2	2	2	2	39	
03	Desi Sills	g	4-8	0-1	1-2	1	2	3	2	9	0	0	0	0	33	
15	Mason Jones	g	3-12	1-4	6-6	0	6	6	2	13	9	4	0	3	38	
33	Jimmy Whitt Jr.	g	2-9	0-0	7-8	2	1	3	3	11	0	2	0	2	40	
00	Jeantal Cylla		0-2	0-0	1-4	1	4	5	2	1	0	1	0	0	11	
05	Jalen Harris		0-1	0-1	0-0	1	1	2	4	0	1	0	0	0	10	
35	Reggie Chaney		0-0	0-0	0-0	0	0	0	1	0	0	1	0	0	4	
Team						0	0	0								
Totals			23-56	8-20	22-27	5	23	28	18	76	13	10	4	7	200	
FG % 1st Half: 8-30			26.7%	2nd half: 15-26	57.7%	Game: 23-56		41.1%	Deadball Rebounds 2							
3FG % 1st Half: 3-12			25.0%	2nd half: 5-8	62.5%	Game: 8-20		40.0%								
FT % 1st Half: 8-13			61.5%	2nd half: 14-14	100.0%	Game: 22-27		81.5%								

Ole Miss 72 • 9-6, 0-2 SEC

#	Player		Total		3-Ptr	Rebounds					PF	TP	A				Stl	Min
			FG-FGA	FG-FGA	FT-FTA	Off	Def	Tot	TO	Blk			0	1	2			
03	Khadim Sy	f	1-2	0-0	6-6	2	6	8	1	8	1	4	1	0	0	19		
05	KJ Buffen	f	4-6	0-0	4-4	4	6	10	5	12	0	2	2	0	28			
00	Blake Hinson	g	4-10	1-5	4-4	1	4	5	4	13	0	3	0	0	32			
02	Devontae Shuler	g	4-11	0-4	2-2	2	9	11	3	10	2	2	1	2	35			
04	Breein Tyree	g	8-20	2-3	9-10	0	3	3	3	27	1	1	0	2	40			
01	Austin Crowley		0-1	0-0	0-0	0	1	1	2	0	2	0	0	1	14			
11	Franco Miller		0-1	0-1	0-0	0	0	0	4	0	0	3	0	0	24			
23	Sammy Hunter		1-3	0-0	0-0	0	0	0	2	2	0	0	0	0	8			
Team						1	1	2			1							
Totals			22-54	3-13	25-26	10	30	40	24	72	6	16	4	5	200			
FG % 1st Half: 10-26			38.5%	2nd half: 12-28	42.9%	Game: 22-54		40.7%	Deadball Rebounds 0.1									
3FG % 1st Half: 3-8			37.5%	2nd half: 0-5	0.0%	Game: 3-13		23.1%										
FT % 1st Half: 10-11			90.9%	2nd half: 15-15	100.0%	Game: 25-26		96.2%										

Officials: Olandis Poole, Wil Howard, Doug Shows  
Technical fouls: Arkansas-None. Ole Miss-None.  
Attendance: 8233

Score by periods	1st	2nd	Total
Arkansas	27	49	76
Ole Miss	33	39	72

Last FG - ARK 2nd-02:15, OM 2nd-00:11.  
Largest lead - ARK by 8 1st-16:14, OM by 11 2nd-15:14.  
ARK led for 15:01, OM led for 22:27. Game was tied for 02:32.

Score tied - 7 times.  
Lead changed - 9 times.

GAME 14	SE	ESPN	Arkansas	77	LSU	40	37	77	79	LSU
						37	42	79		
Jan. 8, 2020 • Baton Rouge, La.										

Arkansas 77 • 12-2, 1-1 SEC

#	Player		Total		3-Ptr	Rebounds					PF	TP	A TO			Blk	Stl	Min
			FG-FA	FG-FGA	FT-FTA	Off	Def	Tot	1	2			3					
02	Adrio Bailey	f	3-5	1-2	1-1	1	6	7	4	8	0	1	4	1	1	4	29	
01	Isaiah Joe	g	4-13	2-9	3-4	1	2	3	2	13	1	1	0	2	3	31		
03	Desi Sills	g	2-7	1-6	3-3	1	1	2	1	8	1	1	0	1	1	32		
15	Mason Jones	g	7-15	4-7	6-6	0	5	5	5	24	4	2	0	2	2	39		
33	Jimmy Whitt Jr.	g	9-13	0-0	4-4	0	3	3	3	22	0	1	0	0	0	40		
05	Jalen Harris	g	1-5	0-1	0-0	0	1	1	3	2	2	0	0	2	2	20		
24	Ethan Henderson	g	0-0	0-0	0-0	0	0	0	0	0	0	0	0	0	0	2		
35	Reggie Chaney	g	0-0	0-0	0-0	0	0	0	4	0	1	0	0	0	0	7		
Team						0	3	3			1							
Totals				26-58	8-25	17-18	3	21	24	22	77	9	7	4	8	200		
FG % 1st Half: 16-31			51.6%	2nd half: 10-27	37.0%	Game: 26-58		44.8%		Deadball								
3FG % 1st Half: 5-13			38.5%	2nd half: 3-12	25.0%	Game: 8-25		32.0%		Rebounds								
FT % 1st Half: 3-3			100.0%	2nd half: 14-15	93.3%	Game: 17-18		94.4%		0								

**GAME 17**

**73** #10/12 Kentucky  
**36 37**  
**27 39**  
**73 66**  
**66**

**Jan. 18, 2020 • Fayetteville, Ark.**

Kentucky 73 • 13-4, 4-1 SEC

#	Player		Total		3-Ptr	Rebounds							PF	TP	A TO			Blk	Stl	Min
			FG-FGA	FG-FGA	FT-FTA	Off	Def	Tot	A	T	O	A			T	O				
04	Nick Richards	f	6-8	0-0	5-6	3	6	9	2	17	0	3	2	0	28					
23	EJ Montgomery	f	0-1	0-0	1-2	0	2	2	5	1	1	3	1	0	17					
00	Ashton Hagans	g	4-11	2-4	3-5	0	6	6	5	13	6	1	0	1	34					
03	Tyrese Maxey	g	5-7	0-1	1-1	1	5	6	3	11	2	2	1	2	25					
05	Immanuel Quickley	g	3-14	1-5	6-7	4	6	10	2	13	2	2	0	0	40					
01	Nate Sestina		1-4	1-2	0-0	2	1	3	4	3	1	1	0	1	21					
02	Kahlil Whitney		0-0	0-0	0-0	0	0	0	0	0	0	0	0	0	1					
10	Johnny Juzang		2-5	1-2	0-0	0	1	1	1	5	0	0	0	0	17					
12	Keion Brooks Jr.		3-4	0-0	4-6	1	6	7	2	10	0	3	1	1	17					
	Team					1	2	3												
Totals			24-54	5-14	20-27	12	35	47	24	73	12	16	5	5	200					
FG % 1st Half:			14-32	43.8%	2nd half:	10-22	45.5%	Game:	24-54	44.4%				Deadball Rebounds:						
3FG % 1st Half:			4-7	57.1%	2nd half:	1-7	14.3%	Game:	5-14	35.7%										
FT % 1st Half:			4-7	57.1%	2nd half:	16-20	80.0%	Game:	20-27	74.1%							4.			

Arkansas 66 • 14-3, 3-2 SEC

#	Player	Total		3-Ptr		Rebounds			PF	TP	A			To	Blk	Stl	Min	
		FG-FGA	FG-FGA	FT-FTA	Off	Def	Tot	PF			TP	A	To					Blk
02	Adrio Bailey	f	2-5	1-3	1-6	1	4	5	3	6	2	0	2	3			24	
01	Isaiah Joe	f	4-14	3-11	2-2	2	3	5	2	13	0	1	0	1			37	
03	Desi Sills	g	1-6	1-3	1-2	1	1	2	5	4	1	1	0	0			26	
15	Mason Jones	g	5-15	1-5	8-12	1	5	6	5	19	2	4	0	2			35	
33	Jimmy Whitt Jr.	g	3-9	0-0	8-8	1	4	5	2	14	2	2	2	1			35	
05	Jalen Harris	g	2-6	2-4	0-0	0	2	2	3	6	1	2	0	0			28	
35	Reggie Chaney	g	2-2	0-0	0-0	1	2	3	2	4	0	1	1	1			15	
	Team					1	0	1										
Totals			19-57	8-26	20-30	8	21	29	22	66	8	11	5	8			200	
FG % 1st Half:		9-23	39.1%	2nd half:	10-34	29.4%	Game:	19-57	33.3%									Deadball
3FG % 1st Half:		6-10	60.0%	2nd half:	2-16	12.5%	Game:	8-26	30.8%									Rebounds
FT % 1st Half:		3-8	37.5%	2nd half:	17-22	77.3%	Game:	20-30	66.7%									3

Officials: Brian Shey, Patrick Evans, Anthony Jordan

Technical fouls: Kentucky-TEAM 2, Arkansas-None.

Attendance: 19200

Kentucky Coach Calipari received 2 technical fouls at 8:19 in the 2nd half

Score by periods	1st	2nd	Total
Kentucky	36	37	73
Arkansas	27	39	66

	Points	In Paint	Off T/O	2nd Chance	Fast Break	Bench
UK	32	8	14	12	18	
ARK	22	15	7	10	10	

Last FG - UK 2nd-01:57, ARK 2nd-00:14.

Largest lead - UK by 12 2nd-02:42, ARK by 4 1st-16:23.

UK led for 31:24. ARK led for 05:28. Game was tied for 03:08.

Score tied - 4 times.

Lead changed - 4 times.

**GAME 19**

**67** TCU  
**29 38**  
**33 45**  
**67 78**  
**78**

**Jan. 25, 2020 • Fayetteville, Ark.**

TCU 67 • 13-6

		Total		3-Ptr	Rebounds											
#	Player		FG-FTA	FG-FGA	FT-FTA	Off	Def	Tot	PF	TP	A	TO	Blk	Stl	Min	
10	Diante Smith	f	2-4	2-3	2-3	1	2	3	3	8	1	0	0	0	22	
21	Kevin Samuel	c	9-12	0-0	6-9	7	11	18	1	24	0	3	2	0	34	
01	Desmond Bane	g	3-6	2-3	0-0	1	1	2	4	8	5	1	0	0	37	
02	Edric Dennis		3-11	0-4	0-0	0	0	0	3	6	2	2	0	0	24	
22	RJ Nembhard	g	3-7	0-4	5-8	0	5	5	1	11	2	7	0	1	27	
03	Francisco Farabello		1-3	1-2	0-0	0	0	0	3	3	0	2	0	0	15	
04	PJ Fuller		0-2	0-0	0-0	0	0	0	4	0	1	1	1	1	19	
05	Jaire Grayer		2-4	1-3	0-0	1	0	1	2	5	0	1	0	0	16	
23	Jaedon LeDee		1-1	0-0	0-0	1	0	1	2	2	0	2	0	1	6	
Team						2	2	4								
Totals			24-50	6-19	13-20	13	21	34	23	67	11	19	3	3	200	
FG % 1st Half:		11-24	45.8%	2nd half:	13-26	50.0%	Game:	24-50	48.0%							Deadball Rebounds
3FG % 1st Half:		2-8	25.0%	2nd half:	4-11	36.4%	Game:	6-19	31.6%							2.1
FT % 1st Half:		5-7	71.4%	2nd half:	8-13	61.5%	Game:	13-20	65.0%							

Arkansas 78 • 15-4

#	Player		Total		3-Ptr	Rebounds			PF	TP	A	TO	Blk	Stl	Min
			FG-FGA	FG-FGA	FT-FTA	Off	Def	Tot							
02	Adrio Bailey	f	3-5	0-0	1-1	2	4	6	4	7	0	1	1	1	34
35	Reggie Chaney	f	3-6	0-0	0-0	1	0	1	1	6	0	2	0	0	14
05	Jalen Harris	g	2-4	1-2	2-2	2	2	4	3	7	6	2	0	0	33
15	Mason Jones	g	4-11	2-4	10-15	1	4	5	2	20	4	2	0	1	29
33	Jimmy Whitt Jr.	g	8-15	0-0	4-4	0	2	2	0	20	2	1	0	1	40
00	Jeantall Cylia	g	0-1	0-0	0-0	1	3	4	1	0	1	2	1	0	13
03	Desi Sills	g	7-8	3-3	1-2	0	2	2	4	18	1	2	0	2	34
24	Ethan Henderson	g	0-0	0-0	0-1	0	0	0	1	0	0	0	0	0	3
	Team					1	1	2							
Totals			27-50	6-9	18-25	8	18	26	16	78	14	12	2	5	200
FG % 1st Half: 13-26			50.0%	2nd half: 14-24	58.3%	Game: 27-50		54.0%	Deadball Rebounds						
3FG % 1st Half: 3-4			75.0%	2nd half: 3-5	60.0%	Game: 6-9		66.7%	0						
FT % 1st Half: 4-7			57.1%	2nd half: 14-18	77.8%	Game: 18-25		72.0%							

Officials: Mike Nance, Tony Greene, Joe Linday

Technical fouls: TCU-None, Arkansas-None.

Attendance: 19200

Score by periods	1st	2nd	Total
TCU	29	38	67
Arkansas	33	45	78

	Points	In Paint	Off T/O	2nd Chance	Fast Break	Bench
TCU	34	11	15	6	10	
ARK	34	16	11	18	18	

Last FG - TCU 2nd-00:17, ARK 2nd-03:51.

Largest lead - TCU by 4 1st-18:51, ARK by 15 2nd-07:53.

TCU led for 04:02. ARK led for 33:08. Game was tied for 02:47.

Score tied - 4 times.

Lead changed - 3 times.

**GAME 18**

**70** ARKANSAS  
**26 44**  
**30 47**  
**70 77**  
**77**

**Jan. 22, 2020 • Starkville, Miss.**

Arkansas 70 • 14-4, 3-3 SEC

#	Player		Total		3-Ptr	Rebounds				PF	TP	A TO Blk Stl				Min
			FG-FGA	FG-FGA	FT-FTA	Off	Def	Tot								
02	Adrio Bailey	f	3-5	0-1	0-2	1	3	4	4	6	0	1	1	0	20	
01	Isaiah Joe	g	2-13	1-8	0-0	0	7	7	4	5	3	3	0	1	36	
03	Desi Sills	g	1-4	0-2	0-0	0	1	1	2	2	2	0	0	0	18	
15	Mason Jones	g	7-16	2-7	4-4	1	6	7	3	20	4	3	1	1	30	
33	Jimmy Whitt Jr.	g	9-15	0-0	2-5	1	3	4	2	20	0	0	1	1	39	
00	Jeantal Cylia		2-2	1-1	0-0	0	2	2	2	5	1	0	0	0	17	
05	Jalen Harris		2-3	0-1	0-0	0	0	0	4	4	2	0	1	1	23	
35	Reggie Chaney		4-5	0-0	0-0	2	0	2	2	8	0	0	1	1	17	
	Team					2	2	4								
Totals			30-63	4-20	6-11	7	24	31	23	70	12	7	5	5	200	
FG % 1st Half: 12-28			42.9%	2nd half: 18-35	51.4%	Game: 30-63		47.6%								Deadball
3FG % 1st Half: 2-10			20.0%	2nd half: 2-10	20.0%	Game: 4-20		20.0%								Rebound
FT % 1st Half: 0-1			0.0%	2nd half: 6-10	60.0%	Game: 6-11		54.5%								1.2

Mississippi St. 77 • 12-6, 3-3 SEC

#	Player	Total
---	--------	-------

GAME 21	82	ARKANSAS	36	46	82	79	
		Alabama	39	39	78		
Feb. 1, 2020 • Tuscaloosa, Ala.							

Arkansas 82 • 16-5, 4-4 SEC

#	Player	Total		3-Ptr		Rebounds			PF	TP	A	TO	Blk	Stl	Min
		FG-FGA	FG-FGA	FT-FTA	Off	Def	Tot								
35	Reggie Chaney	f	2-4	0-0	4-5	5	6	11	5	8	0	1	2	1	25
01	Isaiah Joe	g	0-3	0-0	0	0	1	1	2	0	0	0	0	0	21
03	Desi Sills	g	2-6	1-4	2-2	0	1	1	3	7	2	3	0	3	39
15	Mason Jones	g	10-20	4-7	6-13	0	5	5	4	30	1	2	0	2	38
33	Jimmy Whitt Jr.	g	11-19	0-0	4-4	2	2	4	2	26	2	1	0	4	39
00	Jeantal Cylla		0-0	0-0	0-0	0	2	2	0	0	0	0	0	0	1
02	Adrio Bailey		0-3	0-0	0-0	1	0	1	0	0	0	1	0	0	6
05	Jalen Harris		3-4	1-2	4-5	0	2	2	3	11	2	1	0	1	31
	Team					3	4	7				1			
	Totals		28-59	6-16	20-29	11	23	34	19	82	7	10	2	11	200
FG % 1st Half: 14-32		43.8%	2nd half: 14-27		51.9%	Game: 28-59		47.5%	Deadball						
3FG % 1st Half: 3-11		27.3%	2nd half: 3-5		60.0%	Game: 6-16		37.5%	Rebounds						
FT % 1st Half: 5-9		55.6%	2nd half: 15-20		75.0%	Game: 20-29		69.0%	3						

Alabama 78 • 12-9, 4-4 SEC

#	Player	Total		3-Ptr		Rebounds			PF	TP	A	TO	Blk	Stl	Min
		FG-FGA	FG-FGA	FT-FTA	Off	Def	Tot								
00	Javian Davis	f	3-3	0-0	5-8	0	2	2	3	11	1	0	3	0	20
03	Alex Reese	f	4-7	2-5	4-6	1	6	7	5	14	1	2	2	1	27
02	Kira Lewis Jr.	g	4-13	0-5	4-4	1	0	1	4	12	3	7	0	3	40
05	Jaden Shackelford	g	11-22	5-13	1-1	4	3	7	4	28	3	1	0	0	38
23	John Petty Jr.	g	3-8	1-5	1-2	2	7	9	2	8	3	4	0	3	37
12	Jaylen Forbes		1-5	0-3	1-2	4	5	9	4	3	0	0	0	0	18
30	Galin Smith		1-2	0-0	0-1	3	1	4	3	2	0	3	1	0	20
	Team					0	2	2							
	Totals		27-60	8-31	16-24	15	26	41	25	78	11	17	6	7	200
FG % 1st Half: 14-30		46.7%	2nd half: 13-30		43.3%	Game: 27-60		45.0%	Deadball						
3FG % 1st Half: 4-15		26.7%	2nd half: 4-16		25.0%	Game: 8-31		25.8%	Rebounds						
FT % 1st Half: 7-7		100.0%	2nd half: 9-17		52.9%	Game: 16-24		66.7%	3						

Officials: Josue Nieves,Jason Baker,Tony Greene

Technical fouls: Arkansas-None. Alabama-None.

Attendance: 12461

Score by periods	1st	2nd	Total
Arkansas	36	46	82
Alabama	39	39	78

Points	In	Off	2nd	Fast	Bench
ARK	38	27	11	16	11
BAMA	36	13	17	6	5

Last FG - ARK 2nd-01:20, BAMA 2nd-00:00.

Largest lead - ARK by 7 2nd-08:35, BAMA by 12 1st-17:19.

ARK led for 12:54. BAMA led for 25:12. Game was tied for 01:54.

Score tied - 3 times.  
Lead changed - 11 times.

GAME 23	79	ARKANSAS	30	37	12	79	83	
		Missouri	36	31	16	83		
Feb. 8, 2020 • Columbia, Mo.								

Arkansas 79 • 16-7, 4-6 SEC

#	Player	Total		3-Ptr		Rebounds			PF	TP	A	TO	Blk	Stl	Min
		FG-FGA	FG-FGA	FT-FTA	Off	Def	Tot								
02	Adrio Bailey	*	3-3	1-1	3-5	1	2	3	5	10	1	4	1	2	29
03	Desi Sills	*	4-10	2-6	2-3	1	3	4	4	12	1	1	0	0	33
15	Mason Jones	*	3-14	0-6	11-14	0	5	5	5	17	1	4	0	1	36
33	Jimmy Whitt Jr.	*	6-18	0-0	3-4	0	3	3	4	15	0	1	0	0	40
35	Reggie Chaney	*	6-12	0-0	5-7	6	5	11	5	17	0	0	2	2	36
00	Jeantal Cylla		0-0	0-0	0-0	0	2	2	3	0	1	0	0	0	5
05	Jalen Harris		2-5	0-1	3-4	1	3	4	5	7	4	3	0	2	40+
12	Ty Stevens		0-0	0-0	0-0	0	0	0	0	0	0	0	0	0	0+
24	Ethan Henderson		0-0	0-0	1-2	0	0	0	1	1	0	0	0	1	6
	Team					2	1	3				1			
	Totals		24-62	3-14	28-39	11	24	35	32	79	8	14	3	8	225
FG % 1st Half: 8-25		32.0%	2nd half: 11-26		42.3%	OT: 5-11		45.5%	Game: 24-62		38.7%		Deadball		
3FG % 1st Half: 2-8		25.0%	2nd half: 0-4		0.0%	OT: 1-2		50.0%	Game: 3-14		21.4%		Rebounds		
FT % 1st Half: 12-16		75.0%	2nd half: 15-21		71.4%	OT: 1-2		50.0%	Game: 28-39		71.8%		2.2		

Missouri 83 • 11-12, 3-7 SEC

#	Player	Total		3-Ptr		Rebounds			PF	TP	A	TO	Blk	Stl	Min
		FG-FGA	FG-FGA	FT-FTA	Off	Def	Tot								
01	PINSON, Xavier	*	5-15	2-4	12-13	1	6	7	3	24	3	2	0	1	41
04	PICKETT, Javon	*	5-12	0-3	4-7	3	3	6	3	14	0	2	0	1	39
12	SMITH, Dru	*	3-10	0-3	5-6	0	4	4	5	11	2	3	0	4	39
14	NIKKO, Reed	*	3-7	0-0	5-6	7	4	11	5	11	0	3	0	0	20
24	BROWN, Kobe	*	1-3	1-1	1-2	1	4	5	3	4	0	3	1	1	18
00	WATSON, Torrence		0-2	0-2	0-0	0	1	1	2	0	1	1	0	0	15
02	JACKSON, Tray		4-5	0-1	1-3	1	3	4	1	9	0	1	1	0	15
05	SMITH, Mitchell		1-4	0-1	6-7	2	9	11	4	8	0	0	0	1	35
10	YERKES, Evan		0-1	0-1	0-0	0	0	0	0	0	0	0	0	0	1
42	BRAUN, Parker		1-1	0-0	0-0	1	0	1	1	2	0	0	0	0	2
	Team					0	2	2				2			
	Totals		23-60	3-16	34-44	16	36	52	27	83	6	17	2	8	225
FG % 1st Half: 10-31		32.3%	2nd half: 10-24		41.7%	OT: 3-5		60.0%	Game: 23-60		38.3%		Deadball		
3FG % 1st Half: 1-8		12.5%	2nd half: 2-8		25.0%	OT: 0-0		0.0%	Game: 3-16		18.8%		Rebounds		
FT % 1st Half: 15-18		83.3%	2nd half: 9-13		69.2%	OT: 10-13		76.9%	Game: 34-44		77.3%		5		

Officials: Terry Oglesby, Vladimir Voyard-Tadal, R.B. Clyburn

Technical fouls: Arkansas-None. Missouri-None.

Attendance: 11439

Score by periods	1st	2nd	OT	Total
Arkansas	30	37	12	79
Missouri	36	31	16	83

Points	In	Off	2nd	Fast	Bench
ARK	32	24	11	8	8
MIZ	38	14	16	4	19

Last FG - ARK OT-00:17, MIZ OT-00:22.

Largest lead - ARK by 3 2nd-05:44, MIZ by 9 1st-10:11.

ARK led for 04:06. MIZ led for 37:21. Game was tied for 03:33.

Score tied - 7 times.  
Lead changed - 8 times.

GAME 22	79	#10/11 Auburn	34	35	10	79	76	
		ARKANSAS	32	37	7	76		
Feb. 4, 2020 • Fayetteville, Ark.								

Auburn 79 • 20-2, 7-2 SEC

#	Player		Total		3-Ptr	Rebounds							PF	TP	A	TO	Blk	Stl	Min
			FG-FTA	FG-FGA	FT-FTA	Off	Def	Tot											
03	Danjel Purifoy	f	2-10	1-6	5-6	3	6	9	2	10	3	3	0	0	37				
23	Isaac Okoro	f	6-10	2-5	0-1	4	3	7	3	14	2	1	1	2	35				
50	Austin Wiley	c	0-0	0-0	0-2	0	2	2	3	0	0	4	1	0	11				
05	J'Von McCormick	g	4-10	2-5	6-9	1	5	6	3	16	3	2	0	0	39				
10	Samir Doughty	g	8-13	3-7	4-4	2	1	3	2	23	2	2	0	0	39				
01	Jamal Johnson		0-2	0-2	2-3	0	0	0	2	2	0	0	0	0	11				
22	Allen Flanigan		1-5	0-4	1-1	0	1	1	3	3	1	2	0	0	14				
24	Anfernee McLemore		4-6	0-1	3-4	2	8	10	5	11	0	3	1	1	34				
35	Devan Cambridge		0-1	0-1	0-0	1	0	1	0	0	0	1	1	0	5				
	Team					2	3	5											
Totals			25-57	8-31	21-30	15	29	44	23	79	11	18	4	3	225				
FG % 1st Half: 11-28			39.3%	2nd half: 13-24	54.2%	OT: 1-5	20.0%	Game: 25-57		43.9%	Deadball Rebounds 4.2								
3FG % 1st Half: 4-16			25.0%	2nd half: 4-13	30.8%	OT: 0-2	0.0%	Game: 8-31		25.8%									
FT % 1st Half: 8-11			72.7%	2nd half: 5-10	50.0%	OT: 8-9	88.9%	Game: 21-30		70.0%									



## • SCORING •

Scored 25 Points: 29 Daniel Gafford vs Alabama (03/09/19)  
**Scored 30 Points: 30 Mason Jones at Alabama (02/01/20)**  
**Scored 40 Points: 40 Mason Jones vs Auburn (02/04/20)**  
 Scored 50 Points: 51 Rotnei Clarke vs. Alcorn State (11/13/09)  
**RECORD: 51 Rotnei Clarke vs. Alcorn State (11/13/09)**

## • FIELD GOALS MADE •

Made 15 Field Goals: 15 (15-21) Rotnei Clarke vs. Alcorn State (11/13/09)  
 Made 20 Field Goals: 20 (2-30) Dean Tolson vs. Texas A&M (03/02/74)  
**RECORD: 20 (20-30) Dean Tolson vs. Texas A&M (03/02/74)**

## • FIELD GOALS ATTEMPTED •

**Attempted 20 Field Goals: 24 (12-24) Mason Jones vs Auburn (02/04/20)**  
 Attempted 25 Field Goals: 26 (9-26) Courtney Fortson at Mississippi State (01/14/10)  
**RECORD: 30 (20-30) Dean Tolson vs. Texas A&M (03/02/74)**

## • FIELD GOAL PERCENTAGE •

Shot 100% FG (Min. 7 att): Daniel Gafford (7-7) at Texas Tech (01/26/19)  
**RECORD (min 8 att): 100% 8x - Best: Daryll Saulsberry (10-10) 1975**

## • 3-POINTERS MADE •

**Made 7 3-pointers: 7 (7-13) by Isaiah Joe at Ole Miss (01/11/20)**  
 Made 10 3-pointers: 10 (10-13) by Isaiah Joe vs. FIU (12/01/18)  
 Made 11-Plus 3-pointers: 13 (13-17) by Rotnei Clarke vs. Alcorn State (11/13/09)  
**RECORD: 13 (13-17) by Rotnei Clarke vs. Alcorn State (11/13/09) (SEC record)**

## • 3-POINTERS ATTEMPTED •

**Attempted 15 3-Pointers: 17 (6-17) Isaiah Joe at Indiana (12/22/19)**  
 Attempted 20 3-Pointers: 24 (10-24) Pat Bradley vs. North Texas (12/30/98)  
**RECORD: 24 (10-24) Pat Bradley vs. North Texas (12/30/98) (SEC record)**

## • FREE THROWS MADE •

**Made 10 Free Throws: 11 (11-14) Mason Jones at Missouri (02/08/20)**  
**Made 15 Free Throws: 15 (15-16) Mason Jones vs South Carolina (01/29/20)**  
 Made 20 Plus Free Throws: 22 (22-24) Martin Terry vs. Texas A&M (01/22/72)  
**RECORD: 22 (22-24) by Martin Terry vs. Texas A&M (01/22/72)**

## • FREE THROWS ATTEMPTED •

**Attempted 15 Free Throws: 16 (11-16) Mason Jones vs Auburn (02/04/20)**  
 Attempted 20 Free Throws: 22 (17-22) Corliss Williamson vs. Ole Miss (02/18/95)  
 Attempted 24 Plus Free Throws: 24 (22-24) Martin Terry vs. Texas A&M (01/22/72)  
**RECORD: 24 (22-24) Martin Terry vs. Texas A&M (01/22/72)**

## • FREE THROW PERCENTAGE •

Shot 100% FT (min 10 att): 14-14 Daryl Macon vs. Texas (12/17/16)  
**RECORD (min. 11 att): 8x - Best: Tommy Boyer (18-18) in 1963**

## • REBOUNDS •

**Grabbed 10-14 Rebounds: 11 Reggie Chaney at Missouri (02/08/20)**  
 Grabbed 15-20 Rebounds: 16 Daniel Gafford vs. Alabama (03/09/19)  
 Grabbed 20-Plus Rebounds: 23 Nick Davis vs. Jackson State (11/21/97)  
**RECORD: 23 by Nick Davis vs. Jackson State (11/21/97)**  
 • Grabbed 10 Offensive Rebounds: 10 Bobby Portis vs. LSU (03/07/15)  
 • **Grabbed 10 Defensive Rebounds: 11 Mason Jones vs South Carolina (01/29/20)**

## • ASSISTS •

Had 10 Assists: 10 by Jalen Harris at Missouri (02/12/19)  
 Had 15 Assists: 15 by Dontell Jefferson vs. Portland State (11/18/05)  
**RECORD: 15 by Dontell Jefferson vs. Portland State (11/18/05)**

## • STEALS •

**Had 5 Steals: 5 Isaiah Joe vs Texas Southern (11/19/19)**  
**Had 6-7 Steals: 6 Isaiah Joe at Georgia Tech (11/25/19)**  
 Had 8-9 Steals: 9 Robert Shepard at Arizona (12/06/92)  
**RECORD: 9 by Robert Shepard at Arizona (12/06/92)**

## • BLOCKED SHOTS •

**Had 5 Blocks: 5 Adrio Bailey vs Valpo (12/21/19)**  
 Had 6-9 Blocks: 7 Reggie Chaney at Providence (03/19/19)  
 Had 10 Blocks: 10 Steven Hill vs. Texas State (12/06/05)  
**RECORD: 10 Steven Hill vs. Texas St. (12/06/05) & Oliver Miller vs. Texas (02/04/90)**

## • TURNOVERS •

**Committed 5-9 Turnovers: 7 Mason Jones vs South Carolina (01/29/20)**  
 Committed 10 Plus Turnovers: 10 Courtney Fortson at South Carolina (02/21/09)

## • MINUTES PLAYED •

**38 Minutes (Regulation): 38:00 Mason Jones at Alabama (02/01/20)**  
**39 Minutes (Regulation): 39:50 Jalen Harris at Missouri (02/08/20)**  
**40 Minutes (Regulation): Jimmy Whitt Jr. at LSU (01/08/20) & vs TCU (01/25/20)**  
**40 Minutes (OT): 40:00 Jimmy Whitt Jr., at Missouri (02/08/20)**  
 45 Plus Minutes: 47 by BJ Young vs. Auburn (01/16/13)

## • MISCELLANEOUS •

**2 Players Scored 20+ Pts In Back-To-Back Gms: Jones (20/20) & Whitt (20/20) at Miss State (01/22/20) and vs TCU (01/25/20)**  
**2 Players Scored 20+ Pts In 3 Straight: Jones (41/20/21) & Joe (20/21/24) vs Tulsa (12/14/19), Valpo (12/21/19) and Indiana (12/29/19)**  
 3 Players Scored 20+ Pts in Same Game: vs Ole Miss (01/17/15)  
 Bobby Portis (23), Michael Qualls (22) & Rashad Madden (22)  
**Scored 20 or More Points in Five-Plus Consecutive Games: (5) by Mason Jones 20, 20, 34, 30, 40 (01/12/20 to 02/04/20)**  
 Scored 20 or More Points in 10-Plus Consecutive Games: (11) by Todd Day 20, 23, 26, 26, 22, 31, 23, 21, 27, 21, 20 (12/01/90 to 01/12/91)  
**Scored 30 or More Points in 3 Straight Games: Mason Jones 34 vs. S. Carolina (01/29/20), 30 at Alabama (02/01/20), 40 vs Auburn (02/04/20)**  
 Most Points in Back-To-Back Games: 82 by Martin Terry 35 at TCU (02/20/73) and 47 vs. SMU (02/24/73)  
 Consecutive Free Throws Made: 48 by Ricky Medlock (20 gms; 12/21/74 to 03/04/75)  
**Double-Double: Pts/Rebs: Reggie Chaney (17 & 11) at Missouri (02/08/20)**  
 Double-Double: Pts/Assists: Jalen Harris (11 & 10) vs. UTSA (12/15/18)  
 Two Players with Double-Double in Same Game: vs. UTSA (12/15/18)  
 Daniel Gafford (13 pts, 14 rebs) and Jalen Harris (11 pts, 10 assists)  
 Had 5-Plus Assists in 5-Plus Consecutive Games: (6) by Jalen Harris 11, 6, 10, 12, 7, 10 (11/21/81 thru 12/15/18)  
 Had 10 or More Assists in Back-to-Back Games: Jalen Harris 10 vs. FIU (12/01/18) and 12 at Colorado State (12/05/18)  
 Three-Plus Players with 5-Plus Assists in a Game: vs. Montana State (11/21/18)  
 Jalen Harris (11), Isaiah Joe (5) and Desi Sills (5)  
 Had 5 or More Steals in Back-to-Back Games: Ronnie Brewer 5 vs. Western Illinois (01/01/06) and 5 vs. Mississippi State (01/07/06)

## LAST TIME AN OPPONENT PLAYER...

## • SCORING •

**Scored 25 Points: 28 Jaden Shackelford at Alabama (02/01/20)**  
**Scored 30 Points: 30 Dante Walton vs Northern Kentucky (11/29/19)**  
 Scored 40 Points: 45 Jodie Meeks vs. Kentucky (02/14/09)  
 Scored 50 Points: 56 Oscar Robertson vs. Cincinnati (03/15/58) (on record)

## • FIELD GOALS MADE •

Made 15 Field Goals: 17 (17-24) Jodie Meeks vs. Kentucky (02/14/09)  
 Made 20 Field Goals: 21 Oscar Robertson vs. Cincinnati (03/15/58) (on record)

## • FIELD GOALS ATTEMPTED •

**Attempted 20 Field Goals: 22 (11-22) Braden Shackelford at Alabama (02/01/20)**  
 Attempted 25 Field Goals: 28 (11-28) Devan Downey vs. South Carolina (02/17/10)

## • FIELD GOAL PERCENTAGE •

Shot 100% FG (Min. 7 att): Adam Wing (8-8) vs. Evansville (12/08/15)

## • 3-POINTERS MADE •

Made 7 3-pointers: 7 (7-15) Tyler Hall vs. Montana State (11/21/18)  
 Made 10 3-pointers: 10 (10-19) Lance Weems at Auburn (01/06/96)

## • 3-POINTERS ATTEMPTED •

Attempted 15 3-pointers: 15 (7-15) Tyler Hall vs. Montana State (11/21/18)  
 Attempted 20 3-pointers: 22 (5-22) Jeff Fryer vs. Loyola Marymount (03/16/89)

## • FREE THROWS MADE •

**Made 10 Free Throws: 12 (12-13) Xavier Pinson at Missouri (02/08/20)**  
 Made 15 Free Throws: 17 (17-19) Mike Boynton vs. South Carolina (03/11/04)

## • FREE THROWS ATTEMPTED •

**Attempted 15 Free Throws: 14 (14-15) Reggie Perry at Miss State (01/22/20)**  
 Attempted 20 Free Throws: 24 (18-24) Frank Williams vs. Illinois (12/08/01)

## • FREE THROW PERCENTAGE •

Shot 100% FT (min 10 att): 14-14 Grant Williams at Tennessee (01/15/19)

## • REBOUNDS •

**Grabbed 15-19 Rebounds: 18 Kevin Samuel vs TCU (01/25/20)**  
 Grabbed 20 Rebounds: 20 Antonio McDyeys vs. Alabama (03/11/95)  
 • Grabbed 10 Offensive Rebounds: 11 Tyler Davis at Texas A&M (01/30/18)  
 • **Grabbed 10 Defensive Rebounds: 11 Kevin Samuel vs TCU (01/25/20)**

## • ASSISTS •

Had 10 Assists: 11 Tremont Waters vs. LSU (01/12/19)  
 Had 13 Assists: 13 Chuck Evans at Mississippi State (01/27/93) (on record)

## • STEALS •

Had 5 Steals: 6 Alpha Diallo at Providence (03/19/19)  
 Had 8 Steals: 8 Terry Conerway vs. Texas State (12/21/02)

## • BLOCKED SHOTS •

Had 6-9 Blocks: 7 Stefan Moody at Ole Miss (02/13/16)  
 Had 10 Plus Blocks: 10 P.J. Roberson vs. Grambling State (11/26/11)

## • TURNOVERS •

**Committed 5-9 Turnovers: 7 Kira Lewis Jr. at Alabama (02/01/20)**  
 Committed 10 Plus Turnovers: 12 Devin Gibson vs. UTSA (12/12/07)

## LAST TIME ARKANSAS HIGHS...

### • SCORING •

Scored 100 Points: 104 vs. Oral Roberts (12/19/17)  
Scored 120-Plus Points: 121 vs. FIU (12/01/18)  
**Scored 50 Points in 1st Half: 50 vs Tulsa (12/14/19)**  
**Scored 50 Points in 2nd Half: 52 vs Rice (11/05/19)**  
Scored 60 or More Points in a Half: 63 (2nd) vs. FIU (12/01/18)  
Scored 70 or More Points in a Half: 71 (1st) vs. Alcorn (11/13/09)  
Scored 80 or More Points in a Half: 88 (2nd) vs. U.S. International (12/09/89)

### • FIELD GOALS MADE •

**Made 30 Field Goals: 31 (31-54) vs Vanderbilt (01/15/20)**  
Made 40 Field Goals: 42 (42-69) vs. FIU (12/01/18)  
Made 50 Field Goals: 57 (57-99) vs. Troy (12/10/96)  
**RECORD: 68 (68-101) vs. U.S. International (12/09/89)**

### • FIELD GOALS ATTEMPTED •

**Attempted 70 Field Goals: 71 (31-71) vs Texas Southern (11/19/19)**  
Attempted 80 Field Goals: 83 (34-83) vs. Iona (11/30/14)  
Attempted 90 Field Goals: 99 (57-99) vs. Troy (12/10/96)  
Attempted 100 Field Goals: 101 (68-101) vs. US International (12/09/89)  
**RECORD: 101 (68-101) vs. U.S. International (12/09/89)**

### • FIELD GOALS PERCENTAGE •

Shot 60% FG: 60.9 (42-69) vs. FIU (12/01/18)  
Shot 70% or Better FG: 72.7 (32-44) vs. Alabama State (12/21/83)  
**RECORD: 79.4 (27-34) vs. Texas Tech (1979)**

### • 3-POINTERS MADE •

Made 15 3-pointers: 16 (16-24) vs. Mississippi State (01/09/16)  
Made 20 3-pointers: 21 (21-37) vs. Troy (12/10/96)  
**RECORD: 21 (21-37) vs. Troy (12/10/96)**

### • 3-POINTERS ATTEMPTED •

**Attempted 25 3-pointers: 25 (10-25) vs Auburn (02/04/20)**  
**Attempted 30 3-pointers: 31 (12-31) at Indiana (12/29/19)**  
Attempted 35 3-pointers: 35 (11-35) vs. Montana State (11/21/18)  
**RECORD: 54 (19-54) vs. North Texas (12/30/98)**

### • 3-POINT PERCENTAGE •

Shot 50% 3PT FG (min. 15 att): 50.0 (9-18) vs. Ole Miss (03/02/19)  
Shot 60% or Better 3PT FG (min. 15 att): 61.1 (11-18) at Vanderbilt (03/06/19)  
**RECORD (min. 15 att): 66.7 (16-24) vs. Mississippi State (01/09/16)**

### • FREE THROWS MADE •

**Made 20 Free Throws: 20 (28-39) at Missouri (02/08/20)**  
Made 30 Free Throws: 34 (34-46) vs. UT Arlington (11/23/18)  
Made 40 Free Throws: 41 (41-49) at Kentucky (01/25/92)  
**RECORD: 48 (48-53) vs. Ole Miss (01/17/04)**

### • FREE THROW ATTEMPTS •

**Attempted 40 Free Throws: 40 (26-40) vs South Carolina (01/29/20)**  
Attempted 50 Free Throws: 53 (35-53) vs. Northeastern Illinois (11/16/97)  
Attempted 60 Free Throws: 65 vs. TCU (1955)  
**RECORD: 65 vs. TCU (1955)**

### • FREE THROW PERCENTAGE •

**Shot 80% FT (min. 10 att): .815 (22-27) at Ole Miss (01/11/20)**  
**Shot 90% or Better FT (min. 10 att): 94.4 (17-18) at LSU (01/08/20)**  
**RECORD (min 10 att): 100 3x - Best 16-16 at Kentucky (02/27/14)**

### • REBOUNDS •

**Grabbed 40 Rebounds: 45 vs Rice (11/05/19)**  
Grabbed 50 Rebounds: 50 vs. FIU (12/01/18)  
Grabbed 55-Plus Rebounds: 55 vs. Utah Valley (01/03/15)  
**RECORD: 77 vs. Jackson State (01/22/02)**

### • ASSISTS •

Had 25 Assists: 29 vs. Montana State (11/21/18)  
Had 30 Assists: 32 vs. Jackson State (11/22/96)  
Had 40 Assists: 40 vs. Troy (12/10/96)  
**RECORD: 47 vs. U.S. International (12/09/89)**

### • STEALS •

**Had 15 Steals: 15 at Georgia Tech (11/25/19)**  
Had 20 Steals: 24 vs. Maryland-Eastern Shore (01/02/01)  
Had 25 Steals: 26 vs. Louisiana-Monroe (11/25/00)  
**RECORD: 26 vs. Louisiana-Monroe (11/25/00)**

### • BLOCKED SHOTS •

**Had 10 Blocks: 10 vs Texas Southern (11/19/19)**  
Had 13 Blocks: 14 vs. Georgia (01/29/19)  
Had 15 Blocks: 15 vs. South Alabama (12/30/91)  
**RECORD: 18 vs. Missouri (12/05/95)**

### • MOST TURNOVERS •

**Had 20 Turnovers: 20 vs Austin Peay (12/03/19)**  
Had 25 Turnovers: 25 at South Carolina (02/21/09)  
Had 30 Turnovers: 32 vs. Providence (11/16/07)  
**RECORD: 32 vs. Providence (11/16/07)**

### • FOULS •

**Committed 25 Fouls: 25 at Alabama (02/01/20)**  
**Committed 30 Fouls: 32 at Missouri (002/08/20)**  
**RECORD: 38 vs. Missouri (12/04/61)**

## LAST TIME ARKANSAS LOWS...

### • SCORING •

Held to 40-45 Points: 43 at Florida (01/22/11)  
Held to 46-49 Points: 46 at Mississippi State (02/09/16)  
Held to 50-55 Points: 50 vs. Florida (03/14/19)  
Held to 56-59 Points: 56 at Auburn (02/20/19)  
Held to 19 Points or Less in a Half: 18 (1st half) vs. Vanderbilt (02/07/17)

### • FIELD GOALS •

**Held to Below 20 Field Goals Made: 19 (19-57) vs Kentucky (01/18/20)**

### • FIELD GOAL PERCENTAGE •

Held to 20-29% FG: 27.9 (17-61) vs. South Carolina (02/03/15)  
**Held to 30-35% FG: .333 (19-57) vs Kentucky (01/18/20)**

### • 3-POINTERS •

Did not Make a 3-pointer: 0 (0-2) at Texas (01/07/89)  
**Held to 1-4 3-PT FG Made: 3 (3-14) at Missouri (02/08/20)**  
**Held to 5-9 3-PT FG Made: 6 (6-16) at Alabama (02/01/20)**  
**Attempted Single-Digit 3-pointers: 9 (6-9) vs TCU (01/25/20)**

### • 3-POINT PERCENTAGE •

Shot 10% or Worse 3PT FG: 10.0 (1-10) at Mississippi State (02/09/16)  
**Shot 11-19% 3PT FG: 16.7 (3-18) vs Northern Kentucky (11/29/19)**

### • FREE THROWS •

**Made Single Digit Free Throws: 6 (6-11) at Miss State (01/22/20)**  
Attempted Single Digit Free Throws: 9 (7-9) vs. Georgia Tech (12/19/18)

### • FREE THROW PERCENTAGE •

Shot 40-49% FT: 40.0 (6-15) at Florida (01/17/18)  
Shot Below 40% FT: 26.7 (4-15) at Texas A&M (01/09/13)

### • REBOUNDING •

Had 19 or Fewer Rebounds: 19 at Missouri (03/05/13)  
**Had 20-25 Rebounds: 24 at LSU (01/08/20)**

### • ASSISTS •

**Held to Single Digit Assists: 8 at Missouri (02/08/20)**

### • STEALS •

Had No Steals: *None on record*  
Had 1 Steal: 1 vs. Florida (03/09/18)  
**Had 2-4 Steals: 4 at Western Kentucky (12/07/19)**

### • BLOCKED SHOTS •

Had No Blocked Shots: 0 vs. Missouri (1/23/19)

### • FEWEST TURNOVERS •

Had 1-4 Turnovers: 4 vs. Georgia (01/29/19)  
**Had 5-9 Turnovers: 7 vs Vanderbilt (01/15/20)**

### • FOULS •

Had Single Digit Fouls: 9 vs. LSU (02/17/07)

## ARKANSAS MISCELLANEOUS...

Played in an OT game:	02/08/20 at Missouri	L, 79-83 (OT)
Played in a 2OT game:	01/23/18 at Georgia	W, 80-77 (2 OT)
Played in a 3OT game:	02/09/80 vs. Houston	L, 90-84 (3 OT)
Beat AP team ranked 21-25:	03/09/18 vs. #23 Florida (SEC)	W, 80-72
Beat AP team ranked 16-20:	02/02/19 at #19 LSU	W, 90-89
Beat AP team ranked 11-15:	02/27/18 vs. #14 Auburn	W, 91-82
Beat AP team ranked 6-9:	12/30/17 vs. #9 Tennessee	W, 95-93 (OT)
Beat AP team ranked 2-5:	01/27/16 vs. #5 Texas A&M	W, 74-71
Beat AP team ranked #1:	02/12/84 vs. #1 North Carolina (PB)	W, 65-64
Beat AP Top 25 team on road:	02/02/19 at #19 LSU	W, 90-89
Beat AP Top 10 team on road:	02/09/94 at #4 Kentucky	W, 90-82

## LAST TIME AN OPPONENT HIGHS...

## • SCORING •

Scored 100 Points: 106 at Tennessee (01/15/19)  
 Scored 110 Points: 117 at Ole Miss (12/10/73)  
 Scored 50 Points in 1st Half: 55 at Tennessee (01/15/19)  
 Scored 50 Points in 2nd Half: 51 at Tennessee (01/15/19)  
 Scored 60 or More Points in a Half: 60 (1st half) vs. Alabama (02/28/96)

## • FIELD GOALS MADE •

Made 30 Field Goals: 31 (31-67) at Western Kentucky (12/07/19)  
 Made 40 Field Goals: 40 (40-68) by Texas (01/05/10)  
 Made 45 Field Goals: 45 (45-80) vs. Pittsburgh (12/29/86)

## • FIELD GOALS ATTEMPTED •

Attempted 70 Field Goals: 70 (27-72) vs Valpo (12/21/19)  
 Attempted 80 Field Goals: 83 (31-83) by FIU (12/01/018)

## • FIELD GOAL PERCENTAGE •

Shot 60% FG: 61.1 (15-23) vs. Auburn (02/17/16)  
 Shot 65% FG: 67.7 (4-65) vs. North Carolina (03/23/08)  
 Shot 69% FG: 69.8 (37-53) at Auburn (01/14/95)

## • 3-POINTERS MADE •

Made 15 3-pointers: 15 (15-30) at LSU (02/03/18)  
 Made 17 3-pointers: 17 (17-33) at Auburn (02/20/19)

## • 3-POINTERS ATTEMPTED •

Attempted 25 3-pointers: 25 (7-25) vs Valpo (12/21/19)  
 Attempted 30 3-pointers: 31 (8-31) vs Auburn (02/04/20)  
 Attempted 35 3-pointers: 37 (6-37) by FIU (12/01/18)

## • 3-POINT PERCENTAGE •

Shot 50% 3PT FG (min 15 att): 51.5 (17-33) at Auburn (02/20/19)  
 Shot 60% or Better 3PT FG (min 15 att): 62.7 (10-15) at South Carolina (02/09/19)

## • FREE THROWS •

Made 20 Free Throws: 21 (21-30) vs Auburn (02/04/20)  
 Made 30 Free Throws: 34 (34-44) at Missouri (02/08/19)  
 Made 40 Free Throws: 40 (40-50) vs. UMass (11/25/94)

## • FREE THROW ATTEMPTS •

Attempted 35 Free Throws: 38 (32-38) at LSU (02/02/19)  
 Attempted 40 Free Throws: 44 (34-44) at Missouri (02/08/18)  
 Attempted 50 Free Throws: 50 (39-50) vs. South Carolina (03/11/04)

## • FREE THROW PERCENTAGE •

Shot 80% FT (min. 10 att): .871 (27-31) at Miss State (01/22/20)  
 Shot 90% or Better FT (min. 10 att): .962 (25-26) at Ole Miss (01/11/20)

## • REBOUNDING •

Grabbed 45 Rebounds: 47 vs Kentucky (01/218/19)  
 Grabbed 50 Rebounds: 52 at Missouri (02/08/20)  
 Grabbed 55-Plus Rebounds: 56 vs. Georgia (01/29/19)  
 • Grabbed 20 Offensive Rebounds: 23 at LSU (01/08/20)

## • ASSISTS •

Had 25 Assists: 25 vs. Louisville (11/17/09)  
 Had 30 Assists: 30 at UAB (01/27/90)

## • STEALS •

Had 15 Steals: 15 at LSU (02/24/10)  
 Had 18 Steals: 18 vs. Alcorn State (12/02/95)

## • BLOCKED SHOTS •

Had 10 Blocks: 10 at Tennessee (01/22/14)  
 Had 13 Blocks: 13 at Mississippi State (01/14/10)

## • MOST TURNOVERS •

Had 20 Turnovers: 21 vs Austin Peay (12/03/19)  
 Had 25 Turnovers: 27 vs Rice (11/05/19)  
 Had 30 Turnovers: 30 vs. Louisiana-Monroe (12/31/04)

## • FOULS •

Committed 10-14 Fouls: 15 at Miss State (01/22/20)  
 Committed 15-19 Fouls: 19 at Alabama (02/01/20)  
 Committed 20-29 Fouls: 27 at Missouri (02/08/20)  
 Committed 30-44 Fouls: 33 vs South Carolina (01/29/20)  
 Committed 45 Fouls: 36 vs. Centenary (12/04/82)

## LAST TIME AN OPPONENT LOWS

## • SCORING •

Held to 30-39 Points: 33 vs. Vanderbilt (01/12/13)  
 Held to 40-45 Points: 43 vs North Texas (11/12/19)  
 Held to 46-49 Points: 46 vs Montana (11/16/19)  
 Held to 50-55 Points: 51 vs Texas Southern (11/19/19)  
 Held to 56-59 Points: 55 vs Vanderbilt (01/15/20)  
 Held to 19 Points or Less in a Half: 18 vs Montana (11/16/19)

## • FIELD GOAL PERCENTAGE •

Held to 21% or Worse FG: 20.97 (13-62) vs. Jackson State (11/22/02)  
 Held to 20-29% FG: 28.6 (16-56) vs Rice (11/05/19)  
 Held to 30-35% FG: 34.5 (19-55) vs Texas Southern (11/19/19)

## • 3-POINTERS •

Did not Make a 3-pointer: 0 (0-10) by Mississippi State (02/07/15)  
 Held to 1-4 3-PT FG Made: 3 (3-16) at Missouri (02/08/20)  
 Held to 5-9 3-PT FG Made: 8 (8-31) at Alabama (02/01/20)

## • 3-POINT PERCENTAGE •

Shot 10% or Worse 3PT FG: 8.0 (2-25) vs Rice (11/05/19)  
 Shot 11-19% 3PT FG: 18.8 (3-16) at Missouri (02/08/20)

## • FREE THROWS •

Made 1-5 Free Throws: 3 (3-7) vs. Oral Roberts (12/19/17)  
 Made 6-9 Free Throws: 7 (7-11) vs Valpo (12/21/19)

## • FREE THROW ATTEMPTS •

Attempted Single Digit Free Throws: 7 (3-7) vs. Oral Roberts (12/19/17)

## • FREE THROW PERCENTAGE •

Shot 40-49% FT: 47.4 (9-19) vs. Auburn (02/17/16)  
 Shot Below 40% FT: 38.1 (8-21) vs. Texas State (12/22/18)

## • REBOUNDING •

Had 19 or Fewer Rebounds: 19 vs. Missouri-Kansas City (12/02/06)  
 Had 20-25 Rebounds: 25 at Texas Tech (01/26/19)

## • ASSISTS •

Held to Single Digit Assists: 6 at Missouri (02/08/20)

## • STEALS •

Had No Steals: 0 vs Vanderbilt (01/15/20)  
 Had 1 Steal: 1 at Florida (01/17/18)  
 Had 2-5 Steals: 3 vs Auburn (02/04/20)

## • BLOCKED SHOTS •

Had No Blocked Shots: 0 vs Austin Peay (12/03/19)

## • FEWEST TURNOVERS •

Had Single Digit Turnovers: 9 at Providence (03/19/19)

## • FOULS •

Had Single Digit Fouls: 8 at Michigan (12/08/12)



# RAZORBACK SPEED CHART



## JEANTAL CYLLA

**0** F • Gr.Sr. • 6-7 • 215  
Lake Worth, Fla.



Played 2 yrs at FAU and 1 at UNCW ... B.A. in Communication Studies from UNCW in May '19 ... Pursuing M.Ed. in Adult & Lifelong Learning ... Member of Haitian National Team ... 3 career double-doubles ... Scored his 1,000th career point vs South Dakota ... Got 1st start with Arkansas vs Northern Kentucky ... 5 rebounds at Ole Miss ... 5 pts, 2 rebs, 1 assist at Miss State ... 4 rebounds and blocked shot vs TCU

Year	GP	GS	Min	Avg	FG	FGA	Pct	3FG	3FGA	Pct	FT	FTA	Pct	Off	Def	Tot	Avg	PF	FO	AST	TO	BLK	STL	Pts	Avg
2019-20	20	1	160	8.0	9	31	.290	2	12	.167	2	6	.333	6	28	34	1.7	22	0	3	11	4	2	22	1.1
CAREER	116	87	2620	22.6	345	864	.399	102	333	.306	214	276	.775	107	290	397	3.4	251	6	50	130	46	49	1006	8.7

## CAREER HIGHS

PTS: 25 at UTEP (01/12/16)  
REB: 10 (2x) last at Mercer (12/21/18)  
AST: 3 vs UNC Greensboro (11/13/18)  
STL: 4 vs Webber (12/21/16)  
BLK: 2 (6x) last vs JMU (02/02/19)



## ISAIAH JOE

**1** G • So. • 6-5 • 180  
Fort Smith, Ark.

1 of 10 Finalist for Jerry West Shooting Guard of the Year & Preseason 2nd Team All-SEC ... Made at least one 3 in 51 of 54 career gms (career-long streak of 34 gms) ... 185 career 3's is 7th on Arkansas' career top 10 ... SEC Player of the Week: 24 pts at Indiana ... 34 at Ole Miss (26 in 2nd half 8-of-10 FG) w/ 2 game-winning steals ... 33 points and five steals vs TX SOU ... Career-high 6 steals at GT ... Team-best 10 charges this season & had team-best 27 last year.

Year	GP	GS	Min	Avg	FG	FGA	Pct	3FG	3FGA	Pct	FT	FTA	Pct	Off	Def	Tot	Avg	PF	FO	AST	TO	BLK	STL	Pts	Avg
2019-20	20	19	718	35.9	100	278	.360	72	212	.340	47	57	.825	13	73	86	4.3	32	0	38	35	6	30	319	16.0
CAREER	54	53	1742	32.3	248	636	.390	185	485	.381	109	137	.784	34	146	180	3.3	96	0	96	77	11	81	790	14.6

## CAREER HIGHS

PTS: 34 (2x) last at Ole Miss (01/11/20)  
REB: 9 at Georgia Tech (11/25/19)  
AST: 7 vs Rice (11/05/19)  
STL: 6 (2x) last at Ga Tech (11/25/19)  
BLK: 2 (2x) last at Ole Miss (01/11/20)



## ADRIO BAILEY

**2** F • Sr. • 6-6 • 222  
Clarence, La.

2019 SEC Community Service Team ... On the SEC Men's Basketball Leadership Council & member of Arkansas SAAC ... 5th in SEC in BLKS (1.64) ... Had SEC career highs in pts (11) and rebs (7) vs Auburn ... Leads team w/ 105 deflections, including 9 vs Valpo & Auburn ... Five blocks vs Valpo including one to secure win w/ 36 seconds left ... Posted 1st career double-double w/ 12 pts & career-high 11 rebs vs Montana.

Year	GP	GS	Min	Avg	FG	FGA	Pct	3FG	3FGA	Pct	FT	FTA	Pct	Off	Def	Tot	Avg	PF	FO	AST	TO	BLK	STL	Pts	Avg
2019-20	20	19	718	35.9	100	278	.360	72	212	.340	47	57	.825	13	73	86	4.3	32	0	38	35	6	30	319	16.0
CAREER	115	66	1819	15.8	207	419	.494	10	32	.313	90	163	.552	96	224	320	2.8	248	5	65	86	92	85	514	4.5

## CAREER HIGHS

PTS: 20 vs UC Davis (11/12/18)  
REB: 11 vs Montana (11/16/19)  
AST: 3 (4x) last at Ga Tech (11/25/19)  
STL: 4 vs North Texas (11/25/19)  
BLK: 5 (3x) last vs Valpo (12/21/19)



## DESI SILLS

**3** G • So. • 6-1 • 196  
Jonesboro, Ark.

Did not have enough attempts to qualify for NCAA/SEC but led the team in 3PT% (.460) last season ... Shooting 41.4% (13-21) from 3PT over last 8 ... 14 pts (4-6 3PT) w/ career-high 4 steals vs Auburn ... 18 pts vs TCU (7-8 FG, 3-3 3PT) ... Had 17 pts vs NKU and career-high 20 at WKU ... Pulled down career-high seven rebs vs Vanderbilt ... Had six reb vs North Texas and five boards vs both Valpo and Indiana.

Year	GP	GS	Min	Avg	FG	FGA	Pct	3FG	3FGA	Pct	FT	FTA	Pct	Off	Def	Tot	Avg	PF	FO	AST	TO	BLK	STL	Pts	Avg
2019-20	23	21	711	30.9	81	194	.418	26	97	.268	38	58	.655	11	55	66	2.9	71	3	30	33	4	28	226	9.8
CAREER	57	29	1287	22.6	136	319	.426	55	160	.344	78	115	.678	23	86	109	1.9	139	5	88	86	4	49	405	7.1

## CAREER HIGHS

PTS: 20 at Western Kentucky (12/07/19)  
REB: 7 vs Vanderbilt (01/15/20)  
AST: 6 vs FIU (12/01/18)  
STL: 4 vs Auburn (02/04/20)  
BLK: 1 (2x) last vs Northern Ky (11/25/19)



## JALEN HARRIS

**5** G • Jr. • 6-2 • 172  
Wilson, N.C.

2 career double-doubles ... Has five games with double-digit assists and 21 with at least 5 ... 29 games as Razorback with 1 or fewer TO (16 with zero) ... Had zero turnovers in 5 SEC games in 2020 ... Scored 11 in win at Bama, including a key 5-0 run ... Tied career-high with 4 steals vs Montana ... Led team in assists 6x this season ... Has made 12 treys this season (30%) after making just 8 all of last year (11.6%).

Year	GP	GS	Min	Avg	FG	FGA	Pct	3FG	3FGA	Pct	FT	FTA	Pct	Off	Def	Tot	Avg	PF	FO	AST	TO	BLK	STL	Pts	Avg
2019-20	23	22	577	25.1	33	86	.384	12	46	.261	33	44	.750	10	48	58	2.5	63	2	59	31	6	22	111	4.8
CAREER	88	54	2262	25.7	165	442	.373	27	142	.190	153	214	.715	30	182	212	2.4	202	3	320	137	15	85	510	5.8

## CAREER HIGHS

PTS: 17 at South Carolina (02/09/19)  
REB: 9 vs Nevada (01/07/17)  
AST: 12 at Colorado State (12/05/18)  
STL: 4 (2x) last vs Montana (11/16/19)  
BLK: 2 vs Georgia (01/29/19)



## TY STEVENS

**12** G • Jr. • 6-2 • 180  
Republic, Mo.

## STEVENS' CAREER HIGHS

PTS: 3 at Vanderbilt (03/06/19)  
REB: --  
AST: --  
STL: --  
BLK: --



## EMEKE OBUKWELE

**13** F • Jr. • 6-8 • 222  
Plano, Texas

## OBUKWELE'S CAREER HIGHS

PTS: 43 vs Rhodes (12/03/17)  
REB: 20 vs Rhodes (12/03/17)  
AST: 4 at Rust (01/19/17)  
STL: 2 (2x) last at Louisiana Col (02/17/18)  
BLK: 4 vs Belhaven (01/13/18)



## JAMARIO BELL

**14** F • Sr. • 6-5 • 250  
Junction City, Ark.



## BELL'S CAREER HIGHS

PTS: --  
REB: 1 vs Vanderbilt (01/15/20)  
AST: --  
STL: --  
BLK: 1 Tulsa (12/14/19)

STEVENS: 2nd year walk-on ... Played in 7 career games ... Made old fashion 3-point play at Vandy (2019)  
OBUKWELE: 2nd year walk-on ... Played 1st two seasons at Texas-Tyler ... Played in 2 games, got 3 rebounds in 1 minute vs Rice.  
BELL: Graduated Dec. 2019 (Rec & Sport Mgmt) ... 4-yr football letterman ... Joined basketball team Nov. 30 (NKU) ... 1st action came vs Tulsa and got a blocked shot ... Got rebound vs Vandy.



## MASON JONES

**15** G • Jr. • 6-5 • 200  
Desoto, Texas

SEC PLAYER OF THE YEAR CANDIDATE ... LEADS SEC IN SCORING (20.5 PPG) ... 7 career 30-pt gms (41 vs Tulsa • 40 vs AUB • 34 vs USC • 32 vs Rice • 30 at Bama • 30 vs Fla • vs Miss State) ... Led team in scoring 24x in career ... Leads team in pts, reb, assists & steals ... 5+ rebs 19x this yr ... 3x SEC Player of the Week: 32 pts, vs Rice • 41 pts vs Tulsa • Back-to-back 30-pt gms vs USC and at Bama ... Two career double-doubles ... Career-high 12 rebs vs USC

Year	GP	GS	Min	Avg	FG	FGA	Pct	3FG	3FGA	Pct	FT	FTA	Pct	Off	Def	Tot	Avg	PF	FO	AST	TO	BLK	STL	Pts	Avg
2019-20	22	22	743	33.8	129	296	.436	46	138	.333	148	181	.818	19	116	135	6.1	69	3	75	75	5	39	452	20.5
CAREER	56	48	1739	31.1	265	633	.419	122	346	.353	263	324	.812	37	230	267	4.8	146	5	171	136	10	70	915	16.3

## CAREER HIGHS

PTS: 41 vs Tulsa (12/14/19)  
REB: 12 vs South Carolina (01/28/20)  
AST: 9 at Ole Miss (01/11/20)  
STL: 5 (2x) last at Ga Tech (11/25/19)  
BLK: 2 (7x) last vs TX Southern (11/19/19)



## ETHAN HENDERSON

**24** F • So. • 6-8 • 210  
Little Rock, Ark.

Threw down a dunk and blocked a shot in season opener vs Rice ... Had a put-back, two rebounds and a blocked shot vs Texas Southern ... Provided big spark in 9-0 run versus Austin Peay with a dunk, three rebounds (finished with four boards) and 3 blocked shots.

Year	GP	GS	Min	Avg	FG	FGA	Pct	3FG	3FGA	Pct	FT	FTA	Pct	Off	Def	Tot	Avg	PF	FO	AST	TO	BLK	STL	Pts	Avg
2019-20	11	0	48	4.4	3	5	.600	0	0	.000	1	3	.333	4	9	13	1.2	10	0	1	2	5	2	7	0.6
CAREER	23	0	99	4.3	8	15	.533	0	0	.000	2	6	.333	7	18	25	1.1	16	0	2	5	7	5	18	0.8

## CAREER HIGHS

PTS: 6 at Providence (03/19/19)  
REB: 5 at Providence (03/19/19)  
AST: 1 UT Arlington (11/23/18)  
STL: 2 at Tennessee (01/15/19)  
BLK: 3 vs Austin Peay (12/03/19)



## JIMMY WHITT JR.

**33** G • Gr.Sr. • 6-3 • 175  
Columbia, Mo.



Played at Arkansas as FR, transferred to SMU ... B.S. in Sport Management from SMU in May '19 ... Pursuing M.Ed. in Adult & Lifelong Learning ... 3rd in SEC in FG Made (141), 5th in FG% (.502), 2nd in minutes (36:57) & 12th in ppg (14.7) ... Career-high 30 pts vs Vandy (14-24) w/ team-best 8 rebs & 2 blks ... 7 career Double-Doubles w/ 1 Triple-Double ... 2 Double-Doubles this yr: TX SOU (17 & 11) & WKU (17 & 12).

Year	GP	GS	Min	Avg	FG	FGA	Pct	3FG	3FGA	Pct	FT	FTA	Pct	Off	Def	Tot	Avg	PF	FO	AST	TO	BLK	STL	Pts	Avg
2019-20	23	23	849	36.9	141	281	.502	0	1	.000	57	80	.713	29	84	113	4.9	54	1	39	31	12	31	339	14.7
CAREER	118	96	3550	30.1	518	1094	.473	16	66	.242	197	303	.650	152	378	530	4.5	267	3	307	160	47	154	1249	10.6

## CAREER HIGHS

PTS: 30 vs Vanderbilt (01/15/20)  
REB: 13 (2x) last vs Bradley (11/20/18)  
AST: 10 vs McNeese State (11/29/18)  
STL: 5 (3x) last vs Memphis (02/14/18)  
BLK: 3 (2x) last at Memphis (01/19/19)



## REGGIE CHANEY

**35** F • So. • 6-8 • 222  
Tulsa, Okla.

Career-high 17 pts and tied career-high w/ 11 rebs for 1st career double-double at Mizzou ... Also had 11 rebs at Alabama and vs N. Ky. ... Tied career high w/ four steals in his season debut (TX SOU) ... Established career highs in rebounds (11) and assists (5) vs Northern Ky ... Led team with 7 rebounds vs Tulsa ... Had 3 rejections vs South Dakota and at WKU ... Has 8 career games with at least 3 rejections.

Year	GP	GS	Min	Avg	FG	FGA	Pct	3FG	3FGA	Pct	FT	FTA	Pct	Off	Def	Tot	Avg	PF	FO	AST	TO	BLK	STL	Pts	Avg
2019-20	20	5	339	17.0	41	60	.683	0	0	.000	16	28	.571	31	51	82	4.1	55	3	16	22	15	16	98	4.9
CAREER	54	7	894	16.6	124	210	.590	0	0	.000	33	61	.541	71	129	200	3.7	137	5	41	68	61	37	281	5.2

## CAREER HIGHS

PTS: 17 at Missouri (02/08/20)  
REB: 11 (3x) last at Missouri (02/08/20)  
AST: 5 vs Northern Kentucky (11/30/19)  
STL: 4 (3x) last vs TX Southern (11/19/19)  
BLK: 7 at Providence (03/19/19)



## ERIC MUSSELMAN

University of Arkansas Head Coach  
San Diego, 1987  
As Arkansas Head Coach: 16-7 (1st yr)  
As Collegiate Head Coach: 126-41 (5th yr)  
As Pro Head Coach: 503-291 (14 seasons)

In 18 seasons as a head coach, finished 1st in his conf./division 13 times ... In 14 seasons as a pro head coach, led league in wins 7x (2nd-most wins 3x) ... In 4 years in college, won 3 conf. titles, played in 3 NCAA tournaments and won CBI championship ... Only needed 130 games as collegiate head coach to record 100 wins ... First coach in pro basketball history to win 100 games by the age of 28 ... In seven years as head coach in CBA, a league-best 24 of his players were called up to the NBA and he coached five All-Star games.

