

• HOW TO FOLLOW •



ESPN
Roy Philpott (PxP)
Dane Bradshaw (Analyst)



RAZORBACK SPORTS NETWORK
Chuck Barrett (PxP)
Matt Zimmerman (Analyst)



SATELLITE RADIO
Sirius: -- • XM: 381
Online Channel: 971



LIVE STATS / WATCH SEC NETWORK ONLINE
www.Florida.StatBroadcast.com
http://www.espn.com/watch?id=1a22448d-40a5-4e20-9cf8-cf1cc1e2fc77

2019-20 RAZORBACK SCHEDULE/RESULTS

OVERALL: 16-9 H: 11-4 • R: 4-5 • N: 1-0
SEC: 4-8 Home: 2-4 • Road: 2-4
[All Times Central]

Nov. 5	RICE	FAYETTEVILLE	W 91 43
Tuesday	OWLS	BUD WALTON ARENA	
Nov. 12	NORTH TEXAS	FAYETTEVILLE	W 66 43
Tuesday	MEAN GREEN	BUD WALTON ARENA	
Nov. 16	MONTANA +	FAYETTEVILLE	W 64 46
Saturday	GRIZZLIES	BUD WALTON ARENA	
Nov. 19	TEXAS SOUTHERN +	FAYETTEVILLE	W 82 51
Tuesday	TIGERS	BUD WALTON ARENA	
Nov. 22	SOUTH DAKOTA +	FAYETTEVILLE	W 77 56
Friday	COYOTES	BUD WALTON ARENA	
Nov. 25	AT GEORGIA TECH	ATLANTA, GA.	WOT 62 61
Monday	YELLOW JACKETS	MCCANISH PAVILION	
Nov. 30	NORTHERN KENTUCKY +	FAYETTEVILLE	W 66 60
Saturday	NORSE	BUD WALTON ARENA	
Dec. 3	AUSTIN PEAY	FAYETTEVILLE	W 69 61
Tuesday	GOV'NORS	BUD WALTON ARENA	
Dec. 7	AT WESTERN KENTUCKY	BOWLING GREEN, KY.	OTL 79 86
Friday	HILLTOPPERS	E.A. DIDDLE ARENA	
Dec. 14	TULSA	FAYETTEVILLE	W 98 79
Saturday	GOLDEN HURRICANE	BUD WALTON ARENA	
Dec. 21	VS VALPARAISO	NORTH LITTLE ROCK	W 72 68
Saturday	CRUSADERS	SIMMONS BANK ARENA	
Dec. 29	AT INDIANA	BLOOMINGTON, IND.	W 71 64
Sunday	HOOSIERS	SIMON SKIDOT ASSEMBLY HALL	
Jan. 4	TEXAS A&M *	FAYETTEVILLE	W 69 59
Saturday	AGGIES	BUD WALTON ARENA	
Jan. 8	AT LSU *	BATON ROUGE, LA.	L 77 79
Wednesday	TIGERS	MARAVICH ASSEMBLY CENTER	
Jan. 11	AT OLE MISS *	OXFORD, MISS.	W 76 72
Saturday	REBELS	THE PAVILION	
Jan. 15	VANDERBILT *	FAYETTEVILLE	W 75 55
Wednesday	COMODORES	BUD WALTON ARENA	
Jan. 18	#10/12 KENTUCKY *	FAYETTEVILLE	L 66 73
Saturday	WILDCATS	BUD WALTON ARENA	
Jan. 22	AT MISSISSIPPI STATE *	STARKVILLE, MISS.	L 70 77
Wednesday	BULLDOGS	HUMPHREY COLISEUM	
Jan. 25	TCU %	FAYETTEVILLE	W 78 67
Saturday	HORNED FROGS	BUD WALTON ARENA	
Jan. 29	SOUTH CAROLINA *	FAYETTEVILLE	L 77 79
Wednesday	GAMECOCKS	BUD WALTON ARENA	
Feb. 1	AT ALABAMA *	TUSCALOOSA, ALA.	W 82 78
Saturday	CRIMSON TIDE	COLEMAN COLISEUM	
Feb. 4	#10/11 AUBURN *	FAYETTEVILLE	OTL 76 79
Tuesday	TIGERS	BUD WALTON ARENA	
Feb. 8	AT MISSOURI *	COLUMBIA, MO.	OTL 79 83
Saturday	TIGERS	MIZZOU ARENA	
Feb. 11	AT TENNESSEE *	KNOXVILLE, TENN.	L 61 82
Tuesday	VOLUNTEERS	THOMPSON-BOLING ARENA	
Feb. 15	MISSISSIPPI STATE *	FAYETTEVILLE	L 77 78
Saturday	BULLDOGS	BUD WALTON ARENA	
Feb. 18	AT FLORIDA *	GAINESVILLE, FLA.	6:00 PM
Tuesday	GATORS	STEPHEN C. O'CONNELL CENTER	
Feb. 22	MISSOURI *	FAYETTEVILLE	Noon
Saturday	TIGERS	BUD WALTON ARENA	
Feb. 26	TENNESSEE *	FAYETTEVILLE	7:30 PM
Wednesday	VOLUNTEERS	BUD WALTON ARENA	
Feb. 29	AT GEORGIA *	ATHENS, GA.	5:00 PM
Saturday	BULLDOGS	STEGEMAN COLISEUM	
Mar. 4	LSU *	FAYETTEVILLE	6:00 PM
Wednesday	TIGERS	BUD WALTON ARENA	
Mar. 7	AT TEXAS A&M *	COLLEGE STATION, TEXAS	3:30 PM
Saturday	AGGIES	REED ARENA	
Mar. 11-15	AT SEC TOURNAMENT	NASHVILLE, TENN.	
Wed - Sun		BRIDGESTONE ARENA	

BOLD - Home Game * - SEC Game
+ - Collegiate Hoops Roadshow - Razorback Regional % - Big 12/SEC Challenge
^ - SEC Tournament

Arkansas SID: Mike Cawood • tmcawood@uark.edu • 479-236-2090

www.ArkansasRazorbacks.com
www.CoachMuss.com



@RazorbackMBB
@EricPMusselman



@RazorbackMBB



/RazorbackMBB



GAME 26

ARKANSAS RAZORBACKS

FEBRUARY 18, 2020 • TUESDAY • 7:00 PM (ET)/6:00 PM (CT)
GAINESVILLE, FLA. • EXACTECH ARENA @ STEPHEN C. O'CONNELL CENTER (10,151)

ARKANSAS RAZORBACKS

Overall: 16-9 4-8 SEC
Head Coach: Eric Musselman (San Diego '87)
At Arkansas: 16-9 (1st Yr) • Collegiate HC Record: 126-43 (5th Yr)



FLORIDA GATORS

Overall: 16-9 8-4 SEC
Head Coach: Mike White (Ole Miss '00)
At UF: 105-62 (5th Yr) • Overall: 206-102 (9th Yr)



Versus Florida

- This will be the 38th meeting between Arkansas and Florida, all coming since Arkansas joined the SEC in 1991-92.
- The Gators own a 25-12 advantage in the series, including a 13-2 mark in Gainesville.
- Florida has won 10 of the last 11 meetings. The Gators have won 13 straight in Gainesville with Arkansas' last win in the Sunshine State coming on Feb. 2, 1995 (94-85).

LAST YEAR VS FLORIDA:

- JAN. 9, 2019 IN FAYETTEVILLE** – Mason Jones scored 30 points and played a key role in a 15-2 run late in the game to get the Razorbacks to within two (53-51) with 1:02 left, but the Florida Gators made four free throws inside the final 12 seconds to get a 57-51 victory.
- Arkansas was down 15 (51-36) with 6:11 left before Jones scored 11 points (six free throws, a jumper and a 3-pointer) to trim the Razorbacks' deficit to two, 53-51. Jones capped the 15-2 run with two free throws with 1:02 left.
- On the ensuing possession, Arkansas' defense got a stop as Daniel Gafford pulled down his 12th rebound of the contest. The Razorbacks then had two chances to tie the game, but Jones' jumper missed with 24 seconds left and Adrio Bailey's put-back rimmed out.
- Arkansas was forced to foul and Kevaughn Allen sank two free throws with 12 seconds left to give the Gators a four-point lead. Arkansas came up empty again before Allen made two more from the charity stripe to secure the six-point win (57-51).
- Allen finished with 18 points, including 11-of-12 at the free throw line. Overall, Florida was 15-of-19 while Arkansas was 15-of-26..

FREE MASON: Jones Leads NCAA Free Throws

- Arkansas junior Mason Jones made 18-of-21 from the free throw line Saturday versus Mississippi State, scoring 38 points.
- Jones now leads the NCAA in both free throws made (172) and free throw attempts (208).
- The 18 makes are an Arkansas single-game record in an SEC game while ranking third (tied) overall. The 21 attempts are the second-most by a Razorback in an SEC game behind Corliss Williamson's 22 in 1995 and ties for fifth-most overall.
- DID YOU KNOW**, Jones has made more FT (172) than FG (139) but ranks in the SEC top 10 in both (1st for FT made and 7th for FG made)

HOGS #1 IN NCAA IN DEFENDING 3;

How Hogs Off-Set Rebounding Numbers

- The Razorbacks have held opponents to shooting 29 percent or worse from 3-point range 17 times. Most recently, Arkansas held Texas A&M to 28.6, LSU to 26.7%, Ole Miss to 23.1%, Vandy to 25%, Alabama to 25.8%, Auburn to 25.8% and Missouri to 18.3%.
- Arkansas' 25.3% 3-point defense ranks 1st NCAA / 1st SEC**
- Arkansas has only committed 128 turnovers in SEC games (or 10.7/gm – **fewest in SEC play**) while forcing 182 (or 15.2 – **most in SEC play**). Overall, Arkansas has committed single-digit turnovers six times this year (8 vs South Dakota, 8 vs Tulsa, 9 versus Texas A&M, 7 at LSU, 7 vs Vandy and 7 at Mississippi State).
- Arkansas' +4.8 turnover margin ranks 9th NCAA / 1st SEC**
- Arkansas has **SEC-best** 94 steals (7.82 avg) in SEC games, including 14 vs Auburn. Arkansas has double-digit steals seven other times this year – 14 vs Rice, 13 vs Texas Southern, 11 vs North Texas, 11 vs Montana, 15 at Georgia Tech, 12 vs Tulsa and 11 at Alabama.
- Arkansas' 8.6 steals per game ranks 21st NCAA / 1st SEC**
- Arkansas' 214 total steals rank 27th NCAA / 1st SEC**
- The Razorbacks have forced at least 15 turnovers 18 times this season,

VERSUS FLORIDA:

Arkansas Trails.....12-25
Home.....ARK Leads.....8-7
Away.....ARK Trails.....2-13
Neutral.....ARK Trails.....2-5
SEC ONLY.....ARK Leads.....12-25

01/22/92	9/-	W	75-62	H
02/06/93	17/-	W	74-66	A
02/12/94	3/20	W	99-87	H
02/28/95	7/-	W	94-85	A
01/03/96		W	75-60	H
01/05/97		L	75-62	A
01/14/98	22/-	W	89-84	H
02/16/99	-/23	L	74-61	A
03/05/99	22/21	W	75-74	N (Atlanta)
02/15/00	-/11	L	80-71	H
02/10/01	-/8	L	73-63	A
01/26/02	-/5	W	94-92 (OT)	H
02/01/03	-/4	L	77-66	A
02/28/04		L	73-68	H
01/08/05		L	82-74	A
02/18/06	-/10	W	85-81 (OT)	H
03/10/06	-/16	L	74-71	N (Nashville)
01/09/07	-/2	L	79-72	A
03/11/07	-/6	L	77-56	N (Atlanta)
02/02/08	-/20	W	80-61	H
01/17/09		L	80-65	A
03/12/09		L	73-58	N (Tampa)
01/21/10		L	71-66	H
01/22/11		L	75-43	A
02/18/12	-/14	L	98-68	H
02/05/13	-/2	W	80-69	H
02/23/13	-/5	L	71-54	A
01/11/14	-/10	L	84-82 (OT)	H
01/31/15		L	57-56	A
02/03/16		L	87-83	A
03/10/16		L	68-61	N (Nashville)
12/29/16	-/25	L	81-72	H
03/01/17	-/12	L	78-65	A
01/17/08		L	88-73	A
03/09/18	-/23	W	80-72	N (St. Louis)
01/09/19		L	57-51	H
03/14/19		L	66-50	N (Nashville)



Jones is 1 of 30
Candidates:
Naismith Trophy



Joe is 1 of 0
Finalists:
Jerry West Award



ERIC MUSSELMAN ARKANSAS HEAD COACH

126-43 • 5th year as head collegiate coach
503-291 • 14 seasons as professional head coach

COLLEGIATE HEAD COACHING RECORD

Year	Record	Conference	Postseason
2015-16	24-14	10-8 MW (T4th)	CBI Champion
2016-17	28-7	14-4 MW (1st) ^ *	NCAA 1st Round
2017-18	29-8	15-3 MW (1st) ^	NCAA Sweet 16
2018-19	29-5	15-3 MW (1st) ^	NCAA 1st Round
2019-20	16-9	4-8 SEC	
Totals	126-43	58-26	

^ - Regular season champion / * - Tournament champion

Eric Musselman was named Arkansas' 13th head men's basketball coach on April 7, 2019. He has over 30 years of coaching experience, including four as a head coach at Nevada and 14 as a professional head coach.

In his four years as Nevada head coach, Musselman won at least 24 games each season (24, 28, 29 and 29) to post a 110-34 record and .764 winning percentage - sixth-best among active Division I coaches. Prior to entering the collegiate head coaching ranks, Musselman was a head coach for seven professional teams, including two seasons with the Golden State Warriors (2002-04) and one with the Sacramento Kings (2006-07). He has won over 550 games as a professional head coach with a combined winning percentage of .626 (553-330).

Musselman is married to Danyelle Sargent Musselman who has worked at ESPN, Fox Sports and the NFL Network as a broadcaster. Musselman has two sons Michael and Matthew and the couple has a daughter Mariah.

Musselman's father Bill was also an NBA head coach and they were the first father-son combination to become head coaches in the NBA.

2019-20 RAZORBACKS

No.	Name	Pos.	Yr.	Ht.	Wt.	Hometown	High School/Previous School
0	Jeantal Cylla	F	Gr.Sr.	6-7	215	Lake Worth, Fla.	Lake Worth Christian / UNC Wilmington
1	Isaiah Joe	G	So.	6-5	180	Fort Smith, Ark.	Fort Smith Northside HS
2	Adrio Bailey	F	Sr.	6-6	222	Clarence, La.	Lakeview HS
3	Desi Sills	G	So.	6-1	196	Jonesboro, Ark.	Jonesboro HS
5	Jalen Harris	G	Jr.	6-2	172	Wilson, N.C.	Word of God Christian Acad. / New Mexico
12	Ty Stevens	G	Jr.	6-2	187	Republic, Mo.	Republic HS
13	Emeka Obukwelu	F	R-Jr.	6-8	230	Plano, Texas	West Plano HS (UT Tyler)
14	Jamario Bell	F	Gr.Sr.	6-5	250	Junction City, Ark.	Junction City HS
15	Mason Jones	G	Jr.	6-5	207	Desoto, Texas	Triple A Academy / Connors State College
24	Ethan Henderson	F	So.	6-8	210	Little Rock, Ark.	Parkview Magnet HS
33	Jimmy Whitt Jr.	G	Gr.Sr.	6-3	175	Columbia, Mo.	Hickman HS / SMU
35	Reggie Chaney	F	So.	6-8	222	Tulsa, Okla.	Findlay Prep (Henderson, Nev.)
11	JD Notae	G	Jr.	6-2	185	Covington, Ga.	Newton HS / Jacksonville
22	Abayomi (Bay-Bey) Iyiola	F	Jr.	6-9	210	Atlanta, Ga.	Greenforest-McCaleb Christian Acad. / Stetson
23	Connor Vanover	F	So.	7-3	225	Little Rock, Ark.	Findlay Prep (Nev.) / California

Head Coach	Eric Musselman	San Diego, 1987	1st Season at Arkansas
Associate Head Coach	Chris Crutchfield	Nebraska-Omaha, 1992	1st Season at Arkansas
Assistant Coach	Corey Williams	Oklahoma State, 2002	1st Season at Arkansas
Assistant Coach	Clay Moser	Wisconsin-La Crosse, 1987	1st Season at Arkansas
Director of Operations	Anthony Ruta	Arizona State, 2012	1st Season at Arkansas
Special Assistant to Head Coach	Hays Myers	LSU, 2016	1st Season at Arkansas
Video Coordinator	Riley Hall	Arkansas, 2016	4th Season at Arkansas
Director of Recruiting	Michael Musselman	San Diego, 2018	1st Season at Arkansas
Recruiting Coordinator	Patrick Ackerman	Detroit Mercy, 2016	1st Season at Arkansas
Head Athletic Trainer	Mark O'Neal	Arkansas, 1989	1st Season at Arkansas
Head Strength Coach	Dave Richardson	Louisiana-Monroe, 1989	2nd Season at Arkansas
Graduate Assistants	Velton Kennedy (Arkansas, 2017)	Trey Thompson (Arkansas, 2018)	
	Sean Bair (Dickinson College, 2012)	Alec Kobre (Pacific, 2016)	
	Jeremiah Bonus (Dayton, 2017)	Alex Dellett (Arkansas, 2018)	
	Max Penderly (Ohio, 2014)	Bilal Rabbani (Emerson, 2017)	

Student Assistant: Khalil Garland

Managers: Clay Cunningham • Jacob Leonard • Tyson Hicks • Jack Hutchinson • Ethan Westerman
Michael Justus • Greg Croll • Luke Loveless • Jarod Summons • Zeb Wilson

MUSSELMAN FILE

• Hometown: Ashland, Ohio
• Birth Date: November 19, 1964
• Wife: Danyelle • Children: Michael, Matthew, Mariah

RAZORBACK ACTIVE ROSTER

 #2 • Adrio BAILEY Recreation & Sport MGMT	 #14 • Jamario BELL Recreation & Sport MGMT	 #35 • Reggie CHANEY Recreation & Sport MGMT
 #0 • Jeantal CYLLA Adult & Lifelong Learning	 #5 • Jalen HARRIS Communications	 #24 • Ethan HENDERSON Recreation & Sport MGMT
 #1 • Isaiah JOE Recreation & Sport MGMT	 #15 • Mason JONES Communications	 #13 • Emeka OBUKWELU Biology
 #3 • Desi SILLS Recreation & Sport MGMT	 #12 • Ty STEVENS Business Finance	 #33 • Jimmy WHITT Jr. Adult & Lifelong Learning
 CHRIS CRUTCHFIELD Associate Head Coach Nebraska-Omaha '92	 COREY WILLIAMS Assistant Coach Oklahoma State '02	 CLAY MOSER Assistant Coach Wisconsin-La Crosse '87

PRONUNCIATION GUIDE

2 Adrio Bailey	Á-dree-OH
0 Jeantal Cylla	GENE-tall...SILL-uh
22 Abayomi Iyiola	AB-bah-YUM-ee ... EE-EE-oh-la
11 JD Notae	No-TAY
13 Emeka Obukwelu	Eh-MEHK-uh...O-Boo-Quay-Lu
3 Desi Sills	Dez-ee
Anthony Ruta	ROO-tuh

ROSTER BY STATE

Arkansas (5)	
14 Jamario Bell	Junction City
24 Ethan Henderson	Little Rock
1 Isaiah Joe	Fort Smith
3 Desi Sills	Jonesboro
24 Connor Vanover	Little Rock
Florida (1)	
0 Jeantal Cylla	Lake Worth
Georgia (2)	
22 Abayomi Iyiola	Atlanta
11 JD Notae	Covington
Louisiana (1)	
2 Adrio Bailey	Clarence
Missouri (2)	
12 Ty Stevens	Republic
33 Jimmy Whitt Jr.	Columbia
North Carolina (1)	
5 Jalen Harris	Wilson
Texas (2)	
15 Mason Jones	Desoto
4 Emeka Obukwelu	Plano
Oklahoma (1)	
35 Reggie Chaney	Tulsa

ROSTER BY CLASS

Graduate Senior (3)	
0 Jeantal Cylla	Forward
14 Jamario Bell	Forward
33 Jimmy Whitt Jr.	Guard
Senior (1)	
2 Adrio Bailey	Forward
Redshirt Junior (1)	
4 Emeka Obukwelu	Forward
Junior (5)	
5 Jalen Harris	Guard
22 Abayomi Iyiola	Forward
15 Mason Jones	Guard
11 JD Notae	Guard
12 Ty Stevens	Guard
Sophomore (5)	
35 Reggie Chaney	Forward
24 Ethan Henderson	Forward
1 Isaiah Joe	Guard
3 Desi Sills	Guard
24 Connor Vanover	Forward
Freshmen (0)	
- NONE -	

MUSSELMAN CAREER HEAD COACHING RECORD

* - Professional basketball **DOES NOT** count postseason in overall W-L records

2003 NBA Coach of the Year Runner-Up
2012 NBA D-League Coach of the Year
2016 Bleacher Report Mountain West Coach of the Year
2017 USBWA District VIII Coach of the Year
2018 USBWA District VIII • NABC District 17 • Mountain West Coach of the Year

COLLEGIATE	5th Season	126-43	7-4 Postseason
Nevada	4 years	110-34	7-4 Postseason
Arkansas	1st year	16-9	--
PROFESSIONAL	14 Seasons	503-291	50-39 Postseason * (553-330)
CBA	7 years	270-122	39-34 Postseason *
Rapid City	5 years	191-89	27-25 Postseason *
Florida	2 years	79-33	12-9 Postseason *
USBL	2 years	53-3	4-0 Postseason *
Florida	2 years	53-3	4-0 Postseason *
NBA	3 years	108-138	--
Golden State	2 years	75-89	--
Sacramento	1 year	33-49	--
D-League	2 years	72-28	7-5 Postseason *
Reno	1 year	34-16	2-3 Postseason *
Los Angeles	1 year	28-12	5-2 Postseason *
INTERNATIONAL	3 Years	24-14	--
Dominican	1 years	5-1	--
Venezuelan	2 years	19-13	--

MUSSELMAN AS HEAD COACH BY YEAR

Year	Team	League	Record	Note for the Season	Reg. Season Div./Conf. Finish	Postseason
1989-90	Rapid City	CBA	42-14	MOST WINS IN CBA	1st National Conf.	Finals (8-8)
1991-92	Rapid City	CBA	37-19	2nd-most wins in CBA	1st National Conf.	Finals (9-7)
1992-93	Rapid City	CBA	44-12	MOST WINS IN CBA	1st National Conf.	Conf. Finals (5-3)
1993-94	Rapid City	CBA	37-19	MOST WINS IN CBA	1st National Conf.	Conf. Finals (5-5)
1994-95	Rapid City	CBA	31-25	6th-most wins in CBA	5th National Conf.	Conf. 1st Rd (0-2)
1995-96	Florida	CBA	41-15	MOST WINS IN CBA	1st National Conf.	Conf. Finals (5-3)
1996-97	Florida	CBA	38-18	2nd-most wins in CBA	1st American Conf.	Finals (7-6)
1995	Florida	USBL	25-2	MOST WINS IN USBL	1st Overall	Champion (1-0)
1996	Florida	USBL	28-1	MOST WINS IN USBL	1st Southern Div.	Champion (3-0)
2002-03	Golden State	NBA	38-44	6th Pacific Division	11th Western Conf.	--
2003-04	Golden State	NBA	37-45	14th Pacific Division	11th Western Conf.	--
2006-07	Sacramento	NBA	33-49	5th Pacific Division	11th Western Conf.	--
2010-11	Reno	D-League	34-16	2nd-most wins in NBADL	1st Western Conf.	Semifinals (2-3)
2011-12	Los Angeles	D-League	38-12	MOST WINS IN NBADL	1st Western Conf.	Finals (5-2)
2015-16	Nevada	NCAA	24-14	T49th - Most wins NCAA	T4th Mountain West	CBI Champion (5-1)
2016-17	Nevada	NCAA	28-7	T16th - Most wins NCAA	1st Mountain West	NCAA 1st Rd (0-1)
2017-18	Nevada	NCAA	29-8	T11th - Most wins NCAA	1st Mountain West	NCAA Sweet 16 (2-1)
2018-19	Nevada	NCAA	29-5	T15th - Most wins NCAA	1st Mountain West	NCAA 1st Rd (0-1)
2019-20	Arkansas	NCAA	16-9	--	--	--
2010	Dominican Team		5-1	Silver Medal Centrobasket Championship		
2011	Venezuelan Team		12-9	5th FIBA Americas Championship		
2012	Venezuelan Team		7-4	Silver Medal FIBA South American Championship		

MUSSELMAN COACHING JOBS BY YEAR

1989-90	Head Coach	Rapid City Thrillers	CBA	2004-05	Asst. Coach	Memphis Grizzlies	NBA
1990-91	Asst. Coach	Minnesota Timberwolves	NBA	2005-06	Asst. Coach	Memphis Grizzlies	NBA
1991-92	Head Coach	Rapid City Thrillers	CBA	2006-07	Head Coach	Sacramento Kings	NBA
1992-93	Head Coach	Rapid City Thrillers	CBA	2007-10	DID NOT COACH		
1993-94	Head Coach	Rapid City Thrillers	CBA	2010-11	Head Coach	Reno Bighorns	NBADL
1994-95	Head Coach	Rapid City Thrillers	CBA	2011-12	Head Coach	Los Angeles Defenders	NBADL
Spring '95	Head Coach	Florida Sharks	USBL	2012-13	Asst. Coach	Arizona State Sun Devils	NCAA
1995-96	Head Coach	Florida Beachdogs	CBA	2013-14	Assoc HC	Arizona State Sun Devils	NCAA
Spring '96	Head Coach	Florida Sharks	USBL	2014-15	Assoc. HC	LSU Tigers	NCAA
1996-97	Head Coach	Florida Beachdogs	CBA	2015-16	Head Coach	Nevada Wolf Pack	NCAA
1998-99	Asst. Coach	Orlando Magic	NBA	2016-17	Head Coach	Nevada Wolf Pack	NCAA
1999-00	Asst. Coach	Orlando Magic	NBA	2017-18	Head Coach	Nevada Wolf Pack	NCAA
2000-01	Asst. Coach	Atlanta Hawks	NBA	2018-19	Head Coach	Nevada Wolf Pack	NCAA
2001-02	Asst. Coach	Atlanta Hawks	NBA	2019-20	Head Coach	Arkansas Razorbacks	NCAA
2002-03	Head Coach	Golden State Warriors	NBA				
2003-04	Head Coach	Golden State Warriors	NBA				

including a season-high 27 in the season opener versus Rice. Arkansas forced Auburn into 18 turnovers; Texas A&M, Alabama and Missouri into 17 turnovers; while Ole Miss, Vanderbilt, Kentucky, South Carolina and Miss State (2/15) each had 16. TCU had 19.

^ The 16.84 turnovers forced ranks 17th NCAA / 1st SEC.

Arkansas only committed 10 turnovers at Alabama as well as versus Auburn. Overall the Hogs have committed 10 or less turnovers 11 times this season.

^ The 12.1 turnovers committed ranks 71st-fewest in the NCAA / 2nd SEC

^ The 302 turnovers committed ranks 57th-fewest NCAA / 2nd SEC.

JONES ON NAISMITH PLAYER OF THE YEAR LIST

Arkansas junior Mason Jones was one of 30 players named to the midseason list for the 2020 Citizen Naismith Trophy, the Atlanta Tipoff Club (announced Feb. 13).

Also making the list from the SEC were Anthony Edwards (UGA) and Nick Richards (UK).

MASONRY: Building an Impressive Resume

Mason Jones **LEADS THE SEC IN SCORING** (20.8 ppg). Arkansas has never had a player lead the SEC in scoring at season's end. Jones not only leads the SEC and ranks 19th in the NCAA in scoring, **AMONG PLAYERS FROM THE NCAA TOP-6 RPI CONFERENCES**, Jones ranks 4th in scoring.

Jones is **THE ONLY PLAYER IN THE SEC** to lead his team in scoring, rebounds, assists and steals.

For that matter, Jones is **THE ONLY PLAYER IN THE SEC** to lead his team in rebounding and assists.

Jones is **THE ONLY PLAYER IN THE SEC** to rank among the league's top 20 in:

^ Scoring (1st; 20.8) • Rebounds (20th; 6.0) • Steals (6th; 1.67) • Assists (11th; 3.29)

^ Also ranks 5th in FT% (82.7%), 6th in defensive rebounds (5.17 avg), 7th in FG Made (139), 8th in 3PT FG made (2.04) and 9th in FG% (43.0%), and

Mason Jones is **ONE OF TWO PLAYERS IN THE NCAA** to average at least 15.0 ppg - 6.0 rpg - 3.0 assist/gm - 1.5 steal/gm:

1. Mason Jones (Arkansas) 20.8 ppg - 6.0 rpg - 3.3 apg - 1.7 spg
 2. Desmond Bane (TCU) 16.0 ppg - 6.2 rpg - 3.6 apg - 1.6 spg

Mason Jones is **ONE OF THREE SEC PLAYERS IN THE LAST 30 YEARS** to have multiple 40-point games. Jodie Meeks (UK - 3), Mason Jones (ARK - 2) and Shaquille O'Neal (LSU - 2)

In the SEC over the last 20 years, a player has scored 100-plus points over three straight games five times, including Jodie Meeks 107 Pts (2009), **Mason Jones 104 Pts (2020)**, Jodie Meeks 103 Pts (2009), Breein Tyree 101 Pts (2020), Marcus Thornton 101 Pts (2008).

• JONES ONLY NEEDS 38 POINTS FOR 1,000 IN HIS CAREER.

• JONES ONLY NEEDS to make 14 more FT to set Arkansas single-season record for most made vs SEC competition.

• JONES ONLY NEEDS to make 40 more FT to set Arkansas single-season record.

Jones has pulled down at least five rebounds in 20 of his 24 games played this season.

Joe Named Finalist for Jerry West Award; Has Surgery on the Same Day

On the same day (Tues - Feb. 4) it was announced that Isaiah Joe was **named 1 of 10 finalists for the Jerry West Shooting Guard of the Year**, the sophomore underwent successful right knee arthroscopic debridement surgery due to recurring inflammation.

Joe is listed as out indefinitely.

Joe originally had inflammation after draining seven 3's and scoring 34 in an 11-point, come-from-behind win at Ole Miss (Jan. 11). He played the next three games, but only scored a combined 30 points as he tweaked it again at Mississippi State. After sitting out versus TCU, Joe returned at Alabama (Feb. 1) but played sparingly and was 0-of-3 from the field.

Joe is one of four SEC players - Anthony Edwards (Georgia), Tyrese Maxey (Kentucky) and Skylar Mays (LSU) - to make the 10-person finalist for the Jerry West Award given by the Naismith Memorial Basketball Hall of Fame.

• Among active NCAA Division I players, Joe ranks third by making 3.43 3-pointers per game for his career.

The sophomore has made 185 3-pointers in just 54 career games and already ranks seventh on the school's all-time list. He tied an SEC freshman record and made the 4th-most triples by a freshman in NCAA history last year with 113 made.

No Ordinary Joe

Just a reminder of the value Isaiah Joe.

^ Joe ranks ninth in the SEC in scoring (16.0 ppg)

^ Joe has missed a total of five games, four straight since having his surgery. In those four games, Arkansas is 0-4 with overtime losses to Auburn and Missouri and a loss at the buzzer to Mississippi State.

^ DESPITE MISSING FIVE GAMES, Joe is still second the SEC and 36th in the NCAA in 3-pointers made (72).

^ Joe made 72 3's in 20 games. He is just 15 shy of 10th on the school's single-season list. By comparison, Joe's 72 triples to date is better than 16 of Arkansas' single-season leaders since the shot was added in 1986-87.

^ Arkansas has committed at least 22 fouls in each of the last four games. Joe averages just under 36 minutes per game (3rd-most in the SEC) and has only committed 32 fouls (1.6 per game).

• MISCELLANEOUS STATS •

DOUBLE-FIGURE SCORING GAMES

Player	15-16	16-17	17-18	18-19	19-20	Career
Whitt Jr.	9	NA	16	19	19	63
Cylla	14	11	NA	22	-	47
Joe	NA	NA	NA	28	16	44
Jones	NA	NA	NA	22	20	43
Harris	NA	2	NA	11	2	15
Sills	NA	NA	NA	5	12	17
Bailey	NA	1	3	5	5	14
Chaney	NA	NA	NA	6	3	9

20+ POINT SCORING GAMES

Player	15-16	16-17	17-18	18-19	19-20	Career
Jones	NA	NA	NA	7	11	18
Whitt Jr.	1	NA	1	6	7	13
Joe	NA	NA	NA	5	5	10
Cylla	3	0	--	7	-	10
Bailey	NA	0	0	1	-	1
Sills	NA	NA	NA	0	1	1

30+ POINT SCORING GAMES

Player	15-16	16-17	17-18	18-19	19-20	Career
Jones	NA	NA	NA	2	6	8
Joe	NA	NA	NA	1	2	3
Whitt Jr.	0	NA	0	0	1	1

3+ THREE-POINTERS IN A GAME

Player	15-16	16-17	17-18	18-19	19-20	Career
Joe	NA	NA	NA	20	14	34
Jones	NA	NA	NA	12	8	21
Sills	NA	NA	NA	4	2	6
Cylla	3	2	NA	3	-	8

5+ THREE-POINTERS IN A GAME

Player	15-16	16-17	17-18	18-19	19-20	Career
Joe	NA	NA	NA	8	7	15
Jones	NA	NA	NA	4	2	6
Cylla	1	0	NA	1	-	2

DOUBLE FIGURE REBOUNDBING GAMES

Player	15-16	16-17	17-18	18-19	19-20	Career
Whitt Jr.	0	NA	2	5	2	9
Cylla	1	1	NA	1	-	3
Bailey	NA	0	0	0	1	1
Jones	NA	NA	NA	1	1	2
Chaney	NA	NA	NA	0	3	3

DOUBLE FIGURE ASSISTS GAMES

Player	15-16	16-17	17-18	18-19	19-20	Career
Harris	NA	0	NA	5	-	5

DOUBLE-DOUBLES

Player	15-16	16-17	17-18	18-19	19-20	Career
Whitt Jr.	0	NA	0	5	2	7
Cylla	1	1	NA	1	-	3
Jones	NA	NA	NA	1	1	2
Harris	NA	0	NA	2	-	2
Bailey	NA	0	0	0	1	1
Chaney	NA	NA	NA	0	1	1

TRIPLE-DOUBLES

Player	15-16	16-17	17-18	18-19	19-20	Career
Whitt Jr.	0	NA	0	1	-	1

5+ ASSIST GAMES

Player	15-16	16-17	17-18	18-19	19-20	Career
Harris	NA	1	NA	19	3	23
Whitt Jr.	0	NA	8	11	1	20
Jones	NA	NA	NA	5	4	9
Sills	NA	NA	NA	4	-	4
Joe	NA	NA	NA	2	2	4
Chaney	NA	NA	NA	0	1	1

3+ STEALS IN A GAME

Player	15-16	16-17	17-18	18-19	19-20	Career
Whitt Jr.	0	NA	8	7	5	20
Joe	NA	NA	NA	6	4	10
Bailey	NA	0	1	3	5	9
Jones	NA	NA	NA	3	6	9
Harris	NA	2	NA	4	3	9
Chaney	NA	NA	NA	2	1	3
Sills	NA	1	NA	1	1	2
Cylla	0	1	NA	0	-	1

3+ BLOCKS IN A GAME

Player	15-16	16-17	17-18	18-19	19-20	Career
Chaney	NA	NA	NA	5	2	7
Bailey	NA	0	1	2	3	6
Whitt Jr.	0	NA	1	1	-	2
Henderson	NA	NA	NA	0	1	1

RAZORBACK THAT SCORES FIRST

Mason Jones	FOR UA: 10 (6-4)	OVERALL: 6 (5-1)
Jimmy Whitt Jr.	FOR UA: 7 (6-1)	OVERALL: 4 (3-1)
Desi Sills	FOR UA: 4 (2-2)	OVERALL: 2 (1-1)
Adrio Bailey	FOR UA: 1 (1-0)	OVERALL: 1 (1-0)
Isaiah Joe	FOR UA: 1 (0-1)	OVERALL: 0 (0-0)
Jalen Harris	FOR UA: 1 (1-0)	OVERALL: 0 (0-0)
Reggis Chaney	FOR UA: 1 (0-1)	OVERALL: 9 (0-0)

Turnover Margin Leader

- **OVERALL:** Arkansas ranks 9th in the NCAA and leads the SEC in turnover margin at +4.8.
 - ^ The next closest in the SEC is South Carolina at +2.2.
 - ^ Arkansas is forcing an SEC-best 16.8 turnovers per game.
 - ^ Arkansas is the only team in the SEC to force over 400 turnovers (421).
 - ^ Arkansas ranks 2nd in the SEC in fewest turnovers (12.1).
 - ^ Arkansas has committed 302 turnovers, one more than SEC leader Florida (301; 12.0 avg).
- **IN SEC PLAY,** Arkansas leads the league in turnover margin at +4.5.
 - ^ The next closest in the SEC is South Carolina at +2.0.
 - ^ Arkansas is forcing 15.2 turnovers per game, 2nd in the SEC with 182 total, four shy of SEC leader South Carolina (186).
 - ^ Arkansas has an SEC-low 10.7 turnovers per game.
 - ^ Arkansas has committed 128. The next closest is LSU with 141.
- Arkansas has been up and down this year when it comes to committing turnovers.
 - ^ Arkansas started the season by committing 18 in each exhibition game and **21 in the season opener versus Rice – tying for the most by an Eric Musselman-coached team.** After the season opener, Arkansas ranked **280th** of 305 DI teams for turnovers.
- Thanks to its improvement since SEC play began, Arkansas was as low as 44th in the NCAA in turnovers.
- **COACH MUSSELMAN HAS A HISTORY OF SHOWING IMPROVEMENT IN LIMITING TURNOVERS:**
 - ^ Nevada went from ranking 200-plus in turnovers per game in year one to ranking inside the NCAA top 26:
 - Year 1:** 208th (13.0) in NCAA >> **Year 2:** 26th (11.0) in NCAA >> **Year 3:** 4th (9.6) in NCAA
 - ^ Nevada went from ranking 200-plus in assist-to-turnover ratio to ranking inside the NCAA top 26:
 - Year 1:** 232nd (0.97) in NCAA >> **Year 2:** 13th (1.45) in NCAA >> **Year 3:** 2nd (1.68) in NCAA

Nothing But NET

- Arkansas is 1-of-4 SEC teams and 1-of-10 teams nationally who have played two or fewer games against teams ranked above 200 in the NET.
 - ^ Other SEC teams include Mississippi State, Alabama and Florida.
 - ^ Others include West Virginia, Cal, Duke, Georgia Tech, Minnesota and Oregon.
 - ^ West Virginia has played only one game versus a team with a 200-plus NET ranking.
- **DID YOU KNOW?**
 - ^ Arkansas has served as a “QUAD 1” game for its opponents in 16 of 25 contests this season.
 - ^ As of Feb. 16, Arkansas will serve as a “QUAD 1” game in three of its remaining six contests – home games versus LSU, Missouri and Tennessee.
 - ^ Arkansas is 12-4 when being a “QUAD 1” game for an opponent
 - ^ Three losses include: in OT to Auburn; a one-point to Mississippi State and two-points to South Carolina.
- Arkansas is 2-5 when playing a “QUAD 1” opponent with road wins at Indiana and Alabama with losses at LSU, vs Auburn, vs. Kentucky, vs Mississippi State and at Tennessee.
 - ^ Arkansas has two remaining “QUAD 1” games on the schedule – at Florida and hosting LSU.

ARKANSAS HAS BEST SCORING TRIO IN SEC

- Arkansas is the only team in the SEC to feature:
 - ^ **Three players in the league's top 11 for scoring for the season**
 - Mason Jones (1st / 20.8) • Isaiah Joe (9th / 16.0) • Jimmy Whitt Jr. (12th / 14.6)

2-2 in Second Half Comebacks

- Arkansas erased second-half, double-digit deficits four times this season, winning two.
- Arkansas was down 11 at Indiana, at Ole Miss and versus Kentucky. The Hogs were down 17 to Mississippi State.
- **AT INDIANA** after going down 11, Arkansas closed out the game on a 32-14 run, including a 19-3 run over the game's final 8:08.
 - ^ At one point, the Hoosiers missed eight consecutive shots. In fact, Arkansas' defense held the Hoosiers scoreless from the field for nearly eight minutes (8:08 mark of the 2nd half until 21.3 seconds left), interrupted only by one made free throw (at 3:17).
 - ^ After Isaiah Joe drained three 3-pointers to cut an 11-point deficit a 2-point game, Indiana went on a run to go up nine, 61-52 at the 9:01 mark. It was from that point Arkansas went on its 19-3 run to end the game and get the win.
- **AT OLE MISS** after going down 11 with 14:20 to go Arkansas went on an 11-4 run with seven points coming from Isaiah Joe (including a 4-point play) with 10:33 to play.
 - ^ Down nine with 7:11 to play, Arkansas went on an 11-2 run to tie the game at 64 with 5:33 left. The run was **bolstered by a 5-point play** (Joe made a 3-pointer and Adrio Bailey was fouled under the basket. Bailey made both free throws.
 - ^ Down four with 4:33 to play, Arkansas closed the game on a 12-4 run, including eight points from Joe, who had two steals inside the final 2:33.
- **INSIDE THE FINAL 7 MINUTES:** Arkansas out-scored Ole Miss 25-10 ... Arkansas forced 5 turnovers and blocked three shots ... Ole Miss was 3-of-12 FG / Breein Tyree was 1-of-4 FG (a layup with 12 seconds left).
- **KENTUCKY** after going down 11 with 18:47 to go Arkansas went on an 20-6 run with nine points coming from Mason Jones to take a 3-point lead (47-44) with 8:19 left.
 - ^ Kentucky went on a 15-0 run to lead by 12 (61-49) with 2:42 left.
 - ^ Arkansas made a final push. Down 12 with 1:57 left, the Hogs went on a 13-6 run to cut the deficit to five (69-64) with 22 ticks left. The Wildcats made all four free throws inside the final 19 seconds to secure the win.
- **MISS STATE (Feb. 15).** Arkansas was down 17 with 14:37 left.
 - ^ The Hogs went on a 17-4 run to get to within five (60-56).
 - ^ Arkansas tied the game, 72-72, on two Mason Jones free throws wit 2:31 left and went up three (75-72) on a Desi Sills triple.
 - ^ The Bulldogs scored four straight to go up one, 76-75, with 1:15 left. Mason Jones answered with two free throws with 59 ticks left to put Arkansas back up one, 77-76. Neither team scored on their ensuing possessions.
 - ^ With 11 seconds left, the Bulldogs grabbed a defensive rebound and Tyson Carter drove the lane, missing a layup with one second left only to see Abdul Ado score his only basket, a tip-in with six-tenths of a second left for the win.

Sills Only Hog to Score Double Figures in 5 Games Without Joe

- In the five games Isaiah Joe has missed, Desi Sills has taken ownership of the “Next Man Up” mantra.
- **Sills is THE ONLY RAZORBACK to score in double figures in the five games Joe has missed.**
- Sills is the team's second-leader score in the five games (14.0 ppg) while shooting 48.1% from 3-point range.
 - ^ 20 gms w/ Isaiah – Sills: 9.1 ppg 66-166 FG (.398) 17-82 3PT FG (.207) 33-49 FT (.673) 30.2 min/gm

#PACE&SPACE

- ^ 5 gms w/o Isaiah – Sills: 14.0 ppg 22-52 FG (.423) 13-27 3PT FG (.481) 13-20 FT (.650) 35.4 min/gm
- Sills scored 18 vs TCU 7-8 FG • 3-3 3PT with 2 steals
- Sills scored 14 vs Auburn 4-10 FG • 4-6 3PT with career-high four steals
- Sills scored 12 at Missouri made two of the team's three 3-pointers with four rebounds
- Sills scored 11 at Tennessee made two 3-pointers and had four rebounds
- Sills scored 15 vs Miss State 15 ties career-high in an SEC game
- **Despite shooting 27.5% from 3-pt for the season, Sills is shooting a team-best 41.2% from deep over the last 7 gms.**

Bailey Begins to Heat Up

- After scoring no points with one rebound in six minutes at Alabama, Adrio Bailey has bounced back.
- ^ Vs Auburn scored 11 points with 7 rebs – both SEC CAREER HIGHS – with 2 steals and blocked shot
- ^ At Missouri scored 10 points (3-of-3 FG, 1-1 3 PT) with w steals and a blocked shot
- ^ At Tennessee drained two 3-pointers and had two steals
- ^ Vs Miss State scored 10 points, making 2-of-3 from 3-point range
- **Over the last four games, he is 14-of-21 (66.7%) from the field, including 6-of-9 from 3-point range, with seven steals.**

Using His Whitt to Be Master of the Midrange

- Per @SportsReference (via @HogStats), Jimmy Whitt Jr. (14.6 ppg and 0-of-1 3PT) has been teetering above and below averaging 15.0 ppg. When he gets above the mark, he is **the only Power 5 guard since 1992-93 to average at least 15.0 points per game without making a 3-pointer.** Overall, he is one of just 10 guards regardless of conference affiliation over the span.
- Whitt ranks 5th in the SEC in field goals made (149) while ranking 6th in the SEC in FG% (.493).
- **Whitt ranks 23rd in the NCAA among guards in FG% (.493).**
- (@HogStats) In the 3-point era, **Razorback guards have scored 20-plus points in a game without making a 3-pointer nine times. Whitt has accomplished the feat seven times** while Corey Beck and Robert Shepherd each did it once.

Recapping Non-Conference

- Now that all the non-conference games are wrapped up, here is a quick review of Arkansas' non-conference season:
- ^ **The NCAA NET has Arkansas' non-conference Strength of Schedule at 12 - tied with LSU for best in the SEC.**
- ^ **WarrenNolan.com had Arkansas' non-conference RPI as #4 and SOS is #14.**
- ^ Was 3-0 versus Power 5 Conferences (won at Georgia Tech and Indiana; defeated TCU).
- ^ Arkansas' 12-1 non-conference record was second-best in the SEC behind Auburn (13-0).
- ^ **Of the 13 teams Arkansas played, nine are in first or within 1.5 games of first.**
- ^ North Texas (12-2, 1st): Montana (12-3 - 1st), Austin Peay (12-2, 1st); Western Kentucky (11-3 - one game out of 1st *behind North Texas*), Northern Kentucky (11-4 - 2nd) and South Dakota (9-4 - two games out of 1st). Texas Southern (8-3 - one game out of 1st), Tulsa (9-3 - half game out of 1st.).

20-20

- Prior to this season, Arkansas did not have the same two players score at least 20 points in back-to-back game since Michael Washington and Courtney Fortson accomplished the feat in 2008-09 versus NC Central and Austin Peay.
- This season, Arkansas has done it twice.
- ^ The first time, Mason Jones and Isaiah Joe teamed up to do it in three straight games (first time that had happened since Corliss Williamson and Scotty Thurman in 1994-95).
- ^ Mason Jones and Jimmy Whitt have each scored 20 in each of the last two games.

- **FIRST:** ^ 12/14/19 **Tulsa Joe: 20 / Jones: 41**
^ 12/21/19 **Valpo Joe: 21 / Jones: 20**
^ 12/29/19 **at Indiana Joe: 24 / Jones: 21**
- **SECOND:** ^ 01/22/20 **Miss State Whitt: 20 / Jones: 20**
^ 01/25/20 **TCU Whitt: 20 / Jones: 20**

30-30-30

- **A Razorback has scored at least 30 points nine times this season. That is the most since having 10 in 1972-73 (all 10 that season were by Martin Terry).**
- ^ Mason Jones has six, 30-point games:
- 41 vs Tulsa • 40 vs Auburn • 38 vs Miss State • 34 vs USC • 32 vs Rice • 30 at Bama
- ^ Isaiah Joe has two, 30-points games including 34 at Ole Miss • 33 vs Texas Southern
- ^ Jimmy Whitt Jr., scored a career-high 30 points versus Vanderbilt
- Arkansas also had three players score at least 30 last season, including **Daniel Gafford** (32 vs LSU) • **Mason Jones** (30 vs Florida 30 vs Miss State) • **Isaiah Joe** (34 vs FIU)

30, 30, 30 – 40-40

- Mason Jones is the first Razorback to score 30-plus in three straight games (34 vs USC, 30 at Bama and 40 vs Auburn).
- Mason Jones is the first Razorback to have multiple 40-point games in a season since Dean Tolson had two in 1973-74.

50-60-70

- Coach Muss said the TCU game was "our best game of the year:"
- ^ The Razorbacks shot 54.0% FG (27-50) • 66.7% 3PT (6-9) • 72.0% FT (18-25)
- The most recent times Arkansas went 50-60-70 were in 2015-16:
- ^ Miss State (1/19/16) shot 50.0% FG (28-56) • 66.7% 3PT (16-24) • 76.9% FT (10-13)
- ^ Evansville (12/08/15) shot 53.8% FG (28-52) • 69.2% 3PT (9-13) • 80.0% FT (24-30)
- Arkansas did accomplish the feat for the game at Alabama, but did so in the second half to out-score the Tide 46-39.
- ^ In the 2nd Half at Bama, the Razorbacks shot 51.9% FG (14-27) • 60.0% 3PT (3-5) • 75.0% FT (15-20)

Whitt: 40-Minute Man

- Jimmy Whitt Jr., played a complete game at LSU ... figuratively and literally as he scored a then SEC career-high in points (22) and he played ALL 40 MINUTES VS THE TIGERS.
- Whitt then played all 40 minutes in the win over TCU. Not only did he score 20 points, he completely shut down TCU's top scorer Desmond Bane by face-guarding him the whole game. Bane was just 3-of-6 and scored just six points.
- Whitt is the first Razorback to play all 40 minutes of a regulation game since Jylus Nobles accomplished the feat versus Louisville (11/17/09).

• ABOUT ARKANSAS •

Location.....	Fayetteville, Ark.
Enrollment.....	27,559
Founded.....	1871
Colors.....	Cardinal (PMS 201) and White
Nickname.....	Razorbacks
Conference.....	Southeastern (SEC)
System President.....	Dr. Donald R. Bobbitt (Arkansas, 1980)
Chancellor.....	Dr. Joseph E. Steinmetz (C. Michigan, 1977)
Vice Chancellor / AD.....	Hunter Yurachek (Guilford, 1990)
Faculty Representative.....	Gerald Jordan (Arkansas, 1970)
Arena (Capacity).....	Bud Walton Arena (19,200)

• HISTORY

First Year of Basketball.....	1923-24
Seasons.....	97th
Overall Conference Championships.....	24 (2 SEC, 22 SWC)
NCAA Tournament Bids.....	33
• NCAA Tournament Record.....	42-32 (.568)
National Championships.....	1 (1994)
National Runner-Up.....	1 (1995)
NCAA Final Fours.....	6 (1941, 1945, 1978, 1990, 1994, 1995)
NCAA Elite Eight.....	6 (1978, 1979, 1990, 1994, 1995)
NCAA Sweet 16.....	10
NIT Record (App.).....	6-5 (4)

• BASKETBALL STAFF

Head Coach.....	Eric Musselman
• Alma Mater/Year.....	San Diego, 1987
• at Arkansas.....	16-9 (1st year)
• As Collegiate Head Coach.....	126-43 (5th year)
• As Professional Head Coach.....	508-392 (.634 - 14 seasons)
• SEC Record.....	4-8 (1st year)
• In Bud Walton Arena.....	11-4 (1st year)
Assoc HC.....	Chris Crutchfield (Nebraska-Omaha, 1992 • 1st yr)
Asst Coach.....	Corey Williams (Oklahoma State, 2002 • 1st yr)
Asst Coach.....	Clay Moser (Wisconsin-La Crosse, 1987 • 1st yr)
Dir. of Ops.....	Anthony Ruta (Arizona State, 2012 • 1st yr)
Special Asst to HC.....	Hays Myers (LSU, 2016 • 1st yr)
Video Coord.....	Riley Hall (Arkansas, 2016 • 4th yr)
Dir. of Recruiting.....	Michael Musselman (San Diego, 2018 • 1st yr)
Recruiting Coord.....	Patrick Ackerman (Detroit Mercy, 2016 • 1st yr)
Dir. of S-A Devel.....	Earl Boykins (Eastern Michigan, 1998 • 1st yr)
Dir. of Multimedia.....	Martina Wood (North Carolina, 2010 • 1st yr)



SASSY'S RED HOUSE

February 24
March 2



SUNDAYS • JAN 5 THROUGH MAR 8

KATV - Sunday - 10:30PM
KFSM - Sunday - 10:30PM
KXNW - Sunday - 9:30PM
Cox Sports Television - Tuesday - 6:00PM
Fox Sports Southwest - Tuesday - 4:30PM

• **2019-20 RECORD BREAKDOWN** •

RECORD BREAKDOWN

At Home	11-4
On The Road	4-5
Neutral	1-0
White Uniforms	5-0
White '94 Throwback Uniforms	6-2
White "Hog" Uniforms	0-2
Cardinal Uniforms	4-4
Anthracite Uniforms	0-1

GENERAL

When Arkansas controls the tip	9-3
When opponent controls the tip	7-6
When Arkansas scores first	9-4
When opponent scores first	7-5

LEADS AND DEFICITS

Leading at the half	12-1
----------------------------	-------------

home: 11-0 | road/neutral 1-1

Tied at the half	0-0
-------------------------	------------

home: 0-0 | road/neutral 0-0

Trailing at the half	4-8
-----------------------------	------------

home: 0-4 | road/neutral 4-4

Games decided by 5 points or fewer	4-5
------------------------------------	-----

Games decided by 10 points or fewer	7-8
-------------------------------------	-----

With 5:00 left Leading: 12-3 Trailing: 4-4 Tied: 0-0	
---	--

With 2:00 left Leading: 15-4 Trailing: 1-3 Tied: 0-1	
---	--

Overtime games	1-3
----------------	-----

OFFENSE

Scoring less than 70 points	6-2
-----------------------------	-----

Scoring 70-79 points	6-7
----------------------	-----

Scoring 80-89 points	2-0
----------------------	-----

Scoring 90-99 points	2-0
----------------------	-----

Scoring 100+ points	0-0
---------------------	-----

2 Players Or Less in Double Figures	2-2
-------------------------------------	-----

3 Players in Double Figures	11-6
-----------------------------	------

4 Players in Double Figures	3-0
-----------------------------	-----

5 Players in Double Figures	1-0
-----------------------------	-----

6 Players in Double Figures	0-0
-----------------------------	-----

1 Player Scores 20+ Points	5-3
----------------------------	-----

2+ Players Score 20+ Points	6-2
-----------------------------	-----

When shooting 50 percent or higher	3-0
------------------------------------	-----

When shooting less than 50 percent	13-9
------------------------------------	------

REBOUNDING/TURNOVERS

When out-rebounding opponent	4-0
------------------------------	-----

When out-rebounded	12-9
--------------------	------

When rebounds are even	0-1
------------------------	-----

When grabbing 10+ offensive reb	4-3
---------------------------------	-----

When forcing 15+ turnovers	12-6
----------------------------	------

When committing less than 15 turnovers	13-7
--	------

When committing 15+ turnovers	3-2
-------------------------------	-----

When Top Scorer Is (Includes Ties)

Mason Jones	Season: 8-7	Career: 15-10
-------------	-------------	---------------

Isaiah Joe	Season: 6-0	Career: 8-4
------------	-------------	-------------

Jalen Harris	Season: 0-0	Career: 1-1
--------------	-------------	-------------

Desi Sills	Season: 1-0	Career: 1-1
------------	-------------	-------------

Jimmy Whitt Jr.	Season: 5-2	Career: 10-9
-----------------	-------------	--------------

Jeantal Cylla	Season: 0-0	Career: 3-8
---------------	-------------	-------------

Reggie Chaney	Season: 0-1	Career: 0-1
---------------	-------------	-------------

When Top Rebounder Is (Includes Ties)

Mason Jones	Season: 5-4	Career: 7-6
-------------	-------------	-------------

Adrio Bailey	Season: 4-2	Career: 6-2
--------------	-------------	-------------

Jimmy Whitt Jr.	Season: 3-3	Career: 9-12
-----------------	-------------	--------------

Reggie Chaney	Season: 3-2	Career: 5-2
---------------	-------------	-------------

Jeantal Cylla	Season: 0-0	Career: 0-4
---------------	-------------	-------------

Desi Sills	Season: 1-0	Career: 1-0
------------	-------------	-------------

Isaiah Joe	Season: 2-1	Career: 2-1
------------	-------------	-------------

Months

In November	7-0
-------------	-----

In December	4-1
-------------	-----

In January	4-3
------------	-----

In February	1-4
-------------	-----

In March	0-0
----------	-----

^ At Georgia Tech, Whitt played 43:47 in an overtime win.

^ At Western Kentucky, Whitt played 43:28 in an overtime loss.

^ At Ole Miss, Whitt played 39:28 in the win

^ At Alabama, Whitt played 39:09 in the win.

^ Vs Auburn, Whitt played 40:21 in the overtime loss.

^ At Missouri, Whitt played 40 minutes in the overtime loss, including 35 minutes in the 2nd half and OT.

^ At Tennessee, Whitt played 39:35, including all 20 minutes in the second half.

^ Vs Miss State, Whitt played 39:52, including all 20 minutes of the second half.

Just A Minute

• Thanks to 4 overtime games, Jimmy Whitt Jr., Isaiah Joe and Mason Jones rank among the SEC top 7 in minutes played.

^ **Jimmy Whitt Jr. 16th NCAA / 2nd SEC 37:10 minutes per game**

^ **Isaiah Joe 47th NCAA / 3rd SEC 35:53 minutes per game**

^ **Mason Jones 206th NCAA / 12th SEC 33:26 minutes per game**

• **Desi Sills averages 31.2 minutes per game.**

• This is not a new phenomenon for Coach Musselman. At Nevada, three players ranked among the Mountain West top 10 in minutes played (each over 34) last season while two players were among the top four in minutes played in 2016-17 and 2017-18.

3-Ball Streak Continues

• LAST YEAR: Mason Jones made a 3-pointer at 18:43 of the first half at South Carolina (Feb. 9, 2019) to mark the 1,000th-straight game Arkansas made at least one triple.

• Arkansas fans were getting nervous the streak might end versus Texas Southern. The Razorbacks were 0-of-13 from distance in the first half. However, Isaiah Joe opened the second half with a triple and would make six in the period en route to 29 second-half points - 33 total.

• Arkansas ranks fourth-tied on the NCAA active list of teams that have made at least one 3-pointer.

1. UNLV 1,097 consecutive games (thru 2/15 - next 2/18)

2. Duke 1,084 consecutive games (thru 2/15 - next 2/19)

3. ARKANSAS 1,036 CONSECUTIVE GAMES

Western Kentucky 1,036 consecutive games (thru 2/15 - next 2/22)

• UNLV and Princeton have made a 3-pointer in every game since the NCAA adopted the rule in 1986-87. Kentucky and Vanderbilt are the only other teams to make a 3-pointer in over 1,000 games.

^ The Wildcats' streak ended March 2018 at 1,047 games (0-for-6 vs. Davidson in NCAA first round).

^ **The Commodores' streak ended Jan. 15, 2020 at 1,080 games (0-for-25 vs. Tennessee).**

• The last game Arkansas did not make a 3-pointer was when the Razorbacks went 0-for-2 at Texas on Jan. 07, 1989.

Joe Named SEC co-Player of the Week vs Indiana

• Arkansas sophomore Isaiah Joe was selected the SEC Co-Player of the Week after leading the 11-1 Razorbacks to a win at Indiana. Joe shared the honor with Kentucky's Nick Richards.

• Joe scored 24 points and added five rebounds as the Razorbacks claimed their first-ever road win at a Big Ten member (now 1-7).

^ Joe played all 20 minutes of the second half and scored 18 points in the period. He helped Arkansas overcome a 38-33 halftime deficit, an 11-point deficit with 16 minutes to play and a 9-point deficit with eight minutes remaining.

^ With Arkansas down 11, Joe scored 15 or Arkansas' final 32 points as the Razorbacks closed the game on a 32-14 run, including a 19-3 run over the final eight minutes.

^ First, Joe made three 3-pointers to trim Arkansas' 11-point deficit to two.

^ Later, with Arkansas down nine, Joe hit a turnaround jumper on the right elbow to tie the game, 61-61.

^ Joe sealed the win by going 4-of-4 at the free throw line over the final 27 seconds.

^ Joe recorded his seventh game this season with at least five rebounds.

^ Joe drained six 3-pointers in the game.

Jones: 3-Time SEC Player Of The Week

• Arkansas junior guard Mason Jones has been named the SEC Player of the Week twice this season.

FIRST: Scored a then career-high 32 points in the season-opening win over Rice. He not only set a career high for points, but he established career highs in field goals made (12), field goals attempted (18) and steals (5). He had seven rebounds (his 3rd-best career total), was 4-of-8 from 3-point range and 4-of-4 from the free throw line.

• The 32 points by Jones were the second-most by a Razorback in a season opener and marked the third, 30-point game in Jones' career. His 17 first-half points nearly matched that of the Rice team (19).

SECOND: Scored a career-high 41 points and added six rebounds, while leading the team in assists (4) and steals (4). He tied career highs by going 12-of-18 from the field (7-of-7 from 2-point range) while going 5-of-11 from 3-point range and 12-of-13 at the free throw line.

• 41 points ties for 6th-most in the NCAA this season and ties for 7th-most in Arkansas history.

• In the first half, Jones scored 20 points, including a long 3-pointer at the buzzer for a 16-point halftime lead. He also had three steals, two assists and a blocked shot.

• In the second half, after Tulsa worked its 16-point deficit to nine (68-59 with 11:49 left), Jones scored 15 straight for the Razorbacks during an 18-5 run to give Arkansas a 22-point lead (86-64) with 6:00 left.

THIRD: Jones had a pair of 30-point games and was rewarded by being named the SEC Men's Basketball Player of the Week for a league-best third time. Jones shared the honor with Mississippi State's Reggie Perry.

• For the week, Jones averaged 32 points, 8.5 rebounds, 2.5 assists and 1.5 steals.

• Versus South Carolina, Jones scored 34 points while grabbing a career-high 12 rebounds to record his second double-double of the season. He was the first Razorback to have at least 34 points and 12 rebounds in a game since 1989. Jones scored 26 of his 34 in the second half on the strength of making 13-of-14 from the free throw line. Overall, he was 15-of-16 at the line - the second-most FT made by a Razorback in an SEC game.

• At Alabama, Jones scored 30 points with five rebounds and two steals. He helped Arkansas overcome a 12-0 deficit to start the game. Jones made an SEC career-high 10 field goals on a career-high 20 attempts while going 4-of-7 from 3-point range. He scored 17 of his 30 points in the first half. Jones made three free throws inside the final 31 seconds to secure the win.

**MASON JONES:**

- LEADS SEC IN SCORING
- LEADS THE NCAA IN BOTH FT MADE (172) and FT ATTEMPTS (208)
- LEAGUE-BEST, 3x SEC PLAYER OF THE WEEK
- 4TH IN NCAA IN SCORING AMONG NCAA POWER LEAGUES || 19TH IN NCAA OVERALL / 20.8 PPG

Markus Howard (Marquette) • 1st / 27.3 ppg
Luka Garza (Iowa) • 3rd / 23.7 ppg
Myles Powell (Seton Hall) • 10th / 21.7 ppg
- 1 of 2 PLAYERS IN THE NCAA TO AVERAGE

MASON JONES (ARKANSAS)	15.0 ppg	6.0 rpg	3.0 apg	1.5 spg
DESMOND BANE (TCU)	20.8 PPG	6.0 RPG	3.3 APG	1.7 SPG
	16.0 ppg	6.2 rpg	3.6 apg	1.6 spg
- THE ONLY PLAYER IN THE SEC
 - To lead his team in Scoring, Rebounding, Assists and Steals
 - To lead his team in Rebounding and Assists
 - Rank among the SEC top 20 in scoring (1st) • rebounding (20th) • steals (6th) • assists (11th).
 - ^ ALSO: 5th in FT% • 6th in def. rebs • 7th in FG Made • 8th in 3's made • 9th in FG%
- Only SEC players to lead their team in Scoring and Rebounding:

- Mason Jones (ARK)	20.8 ppg	6.0 rpg
- Reggie Perry (MSU)	17.7 ppg	9.8 rpg
- Kerry Blackshear (UF)	13.6 ppg	7.7 rpg
- Josh Nebo (TX A&M)	11.4 ppg	6.4 rpg

Record Book Update / Watch List

SEC Season Points Scored:	Mason Jones	262 / 14 pts shy of top 10 (276)
Season Scoring Average:	Mason Jones	20.79 ppg / currently 7th (record is 26.31)
SEC Season Scoring Average:	Mason Jones	21.83 ppg / currently 2nd (record is 23.00)
FG Made in SEC Game	Jimmy Whitt Jr.	14 vs Vandy / currently 2nd
	Mason Jones	12 vs Auburn / currently 5th SEC
Season FG Made:	Mason Jones	71 / 28 shy of top 10 (99)
	Jimmy Whitt Jr.	70 / 29 shy of top 10 (99)
FT Made in a Game	Mason Jones	18 vs Miss State / currently 3rd-t
	Mason Jones	15 vs South Carolina / currently 8th
FT Made in an SEC Game	Mason Jones	18 vs Miss State / 1st
	Mason Jones	15 vs South Carolina / currently 3rd
FT Attempts in a Game	Mason Jones	21 vs Miss State / currently 5th-t
FT Att in an SEC Game	Mason Jones	21 vs Miss State / 2nd1st
Season Free Throws Made:	Mason Jones	172 / currently 7th (6th is 185, record is 212)
SEC Season FT Made:	Mason Jones	95 / currently 2nd (record is 109)
SEC Season FT Attempts:	Mason Jones	100 / currently 6th
Season 3-Pointers Made:	Isaiah Joe	72 / 15 shy of top 10 (87)
Season 3-Pointers Att:	Isaiah Joe	212 / currently 8th

RECORD WATCH**ARKANSAS SEASON FT MADE**

1.	212	Sidney Moncrief	1979
2.	207	Martin Terry	1973
	207	Martin Terry	1972
4.	203	Corliss Williamson	1995
	203	Sidney Moncrief	1978
6.	172	MASON JONES	2020

ARKANSAS SEASON FT MADE SEC GAMES ONLY

1.	109	Corliss Williamson	1995
2.	95	MASON JONES	2020

Arkansas Career - 1,000 POINTS

34.	1087	Jalen Barford	2017-18
35.	1070	Daryl Macon	2017-18
36.	1067	Tommy Boyer	1961-63
37.	1065	Mike Washington	2007-10
38.	1047	Eric Ferguson	2003-06
	1047	Bobby Portis	2014-15
	1047	Dusty Hannahs	2016-17
41.	1042	Jerry Carlton	1960-62
42.	1007	Clint McDaniel	1992-95
43.	1006	Robert McKenzie	1968-70
	962	MASON JONES	2019-PRES.

Arkansas Career - 3's Made

1.	366	Pat Bradley	1996-99
2.	274	Rotnei Clarke	2009-11
3.	267	Scotty Thurman	1993-95
4.	237	Anthlon Bell	2013-16
5.	226	Todd Day	1989-92
6.	218	Lee Mayberry	1989-92
7.	185	ISAIAH JOE	2019-PRES.
8.	168	Jannero Pargo	2001-02
9.	160	Eric Ferguson	2003-06
10.	155	Dusty Hannahs	2016-17
--	125	MASON JONES	2019-PRES.

Arkansas Career - 3's Attempted

1.	915	Pat Bradley	1996-99
5.	588	Todd Day	1989-92
6.	514	Lee Mayberry	1989-92
7	485	ISAIAH JOE	2019-PRES.
8.	480	Eric Ferguson	2003-06
9.	452	Stef Welsh	2007-10
10.	431	Brandon Dean	1999-02

Arkansas Career 3's Made SEC GAMES ONLY

1.	366	Pat Bradley	1996-99
2.	274	Rotnei Clarke	2009-11
9.	155	Dusty Hannahs	2016-17
10.	153	Jonathon Modica	2003-06
--	87	ISAIAH JOE	2019-PRES.

Arkansas Career 3's Att. SEC GAMES ONLY

1.	429	Pat Bradley	1996-99
5.	266	Eric Ferguson	2003-06
6.	263	Jonathon Modica	2003-06
7.	223	Brandon Dean	1999-02
8	222	ISAIAH JOE	2019-PRES.

Overall:	126-43
- At Arkansas	16-9
Home:	69-9
Away:	38-24
Neutral:	19-10
Conference Games:	58-26
- At Arkansas	4-8
Home:	33-9
Away:	25-17
Against Ranked Teams:	1-5
- At Arkansas	0-2
Home:	0-2
Away:	0-1
Neutral:	1-2
Record by Month:	
November:	32-4
December:	25-8
January:	28-10
February:	24-10
March:	16-11
April:	1-0
When Leading at Halftime:	95-5
at Arkansas	12-1
When Trailing at Halftime:	29-37
at Arkansas	4-8
When Tied at Halftime:	2-1
at Arkansas	0-0
Out-Rebounding Opp:	74-10
at Arkansas	4-0
Being Out-Rebounded:	45-30
at Arkansas	12-8
Rebounds Are Even:	7-2
at Arkansas	0-1
When Scoring First:	75-20
at Arkansas	9-4
When Opponent Scores First:	51-23
at Arkansas	7-5
One-Possession Games:	16-12
at Arkansas	1-4
Overtime Games:	7-6
at Arkansas	1-3
Games Decided by 1-5 Pts or Less:	28-19
at Arkansas	4-5
Games Decided by 6-10 Pts:	29-11
at Arkansas	4-3
Games Decided by 11-19 Pts:	36-8
at Arkansas	3-0
Games Decided by 20-plus Pts:	33-5
at Arkansas	5-1
Shooting 50 percent or Better:	41-1
at Arkansas	3-0
Shooting Pct. Better Than Opp:	101-8
at Arkansas	12-3
Shooting Pct. Worse Than Opp:	23-34
at Arkansas	3-6
Shooting Pct. Same as Opp:	1-1
at Arkansas	0-0
Out-Scoring Opp Bench:	59-1
at Arkansas	6-0
Out-Scored By Opp Bench:	63-33
at Arkansas	10-9
Bench Scoring Even:	4-0
at Arkansas	0-0

MUSSELMAN VERSUS CONFERENCES

American Athletic	3-0	CAA	1-0	Ohio Valley	3-1
American East	1-0	C-USA	2-1	Pac-12	5-1
ACC	1-0	Horizon League	2-0	Patriot League	0-0
Atlantic Sun	0-0	Ind./Non D1	2-0	SEC	4-9
Atlantic 10	3-0	Ivy League	0-0	SoCon	0-0
Big East	0-0	MAAC	1-1	Southland	0-0
Big Sky	6-0	Mid-American	1-0	SWAC	1-0
Big South	2-0	MEAC	0-0	Summit League	2-0
Big Ten	1-0	Missouri Valley	6-2	Sun Belt	2-0
Big 12	2-3	Mountain West	60-21	WCC	8-2
Big West	5-2	Northeast	0-0	WAC	2-0

Scoring Below 50 Points:	0-0
- At Arkansas	0-0
Home:	0-0
Away:	0-0
Neutral:	0-0
Scoring 50-59 Points:	0-8
- At Arkansas	0-0
Home:	0-1
Away:	0-5
Neutral:	0-2
Scoring 60-69 Points:	14-13
- At Arkansas	6-2
Home:	8-3
Away:	3-7
Neutral:	3-3
Scoring 70-79 Points:	43-16
- At Arkansas	6-5
Home:	23-4
Away:	14-9
Neutral:	6-3
Scoring 80-89 Points:	44-2
- At Arkansas	2-0
Home:	24-0
Away:	13-1
Neutral:	7-1
Scoring 90-99 Points:	17-1
- At Arkansas	2-0
Home:	10-0
Away:	6-1
Neutral:	1-0
Scoring 100 or More Points:	8-1
- At Arkansas	0-0
Home:	5-0
Away:	2-1
Neutral:	1-0

Opponent Scores Below 50 Points:	5-0
- At Arkansas	3-0
Home:	4-0
Away:	1-0
Neutral:	0-0
Opponent Scores 50-59 Points:	22-1
- At Arkansas	4-0
Home:	15-1
Away:	6-0
Neutral:	1-0
Opponent Scores 60-69 Points:	50-6
- At Arkansas	6-0
Home:	29-0
Away:	12-2
Neutral:	9-4
Opponent Scores 70-79 Points:	35-16
- At Arkansas	3-6
Home:	18-5
Away:	12-9
Neutral:	5-2
Opponent Scores 80-89 Points:	13-13
- At Arkansas	0-3
Home:	5-2
Away:	5-10
Neutral:	3-1
Opponent Scores 90-99 Points:	1-3
- At Arkansas	0-0
Home:	1-2
Away:	0-0
Neutral:	0-1
Opponent Scores 100 or More Points:	1-2
- At Arkansas	0-0
Home:	0-0
Away:	1-2
Neutral:	0-0

MUSSELMAN VERSUS ALL OPPONENTS

Opponent	Overall	at Nevada	at Arkansas	Last Meeting
Air Force	7-0	7-0	0-0	03/05/19
Akron	1-0	1-0	0-0	12/22/18
Alabama	1-0	0-0	1-0	02/01/20
Arizona State	1-0	1-0	0-0	12/07/18
Arkansas-Little Rock	1-0	1-0	0-0	11/16/18
Alabama	0-1	0-0	0-1	02/04/20
Austin Peay	1-0	0-0	1-0	11/12/19
Boise State	7-2	7-2	0-0	02/02/19
Bradley	1-0	1-0	0-0	12/03/16
Buffalo	1-0	1-0	0-0	11/25/16
BYU	1-0	1-0	0-0	11/06/18
Cal State Fullerton	0-1	0-1	0-0	11/28/15
California Baptist	1-0	1-0	0-0	11/19/18
Cincinnati	1-0	1-0	0-0	03/18/18
Coastal Carolina	1-0	1-0	0-0	11/13/15
Colorado State	7-1	7-1	0-0	02/02/19
Davidson	1-0	1-0	0-0	11/21/17
Drake	1-0	1-0	0-0	12/12/15
Eastern Washington	1-0	1-0	0-0	03/21/16
Florida	0-1	0-1	0-0	03/21/19
Fresno Pacific	1-0	1-0	0-0	12/09/15
Fresno State	6-3	6-3	0-0	02/23/19
Georgia	• First Meeting •			
Georgia Tech	1-0	0-0	1-0	11/25/19
Grand Canyon	1-0	1-0	0-0	12/09/18
Hawaii	1-1	1-1	0-0	11/24/17
Holy Names	1-0	1-0	0-0	11/30/15
Idaho	1-0	1-0	0-0	11/10/17
Illinois State	1-0	1-0	0-0	11/29/17
Indiana	1-0	0-0	1-0	12/29/19
Iona	1-1	1-1	0-0	11/26/16
Iowa State	0-1	0-1	0-0	03/16/17
Kentucky	0-1	0-0	0-1	01/19/20
LSU	0-1	0-0	0-1	01/08/20
Loyola-Chicago	1-1	1-1	0-0	11/28/18
Loyola Marymount	1-0	1-0	0-0	11/14/16
Ole Mis	1-0	0-0	1-0	01/11/20
Mississippi State	0-2	0-0	0-2	02/15/20
Missouri	0-1	0-0	0-1	02/08/20
Montana	2-0	1-0	1-0	11/16/19
Montana State	1-0	1-0	0-0	11/15/15
Morehead State	2-1	2-1	0-0	04/01/16
New Mexico	5-3	5-3	0-0	02/09/19

Opponent	Overall	at Nevada	at Arkansas	Last Meeting
North Texas	1-0	0-0	1-0	11/12/19
Northern Kentucky	1-0	0-0	1-0	11/30/19
Oakland	1-0	1-0	0-0	11/23/16
Oregon State	1-1	1-1	0-0	11/18/16
Pacific	4-0	4-0	0-0	11/09/18
Portland State	1-0	1-0	0-0	11/25/15
Radford	1-0	1-0	0-0	12/17/17
Rhode Island	1-0	1-0	0-0	11/13/17
Rice	1-0	0-0	1-0	11/05/19
Saint Mary's	0-1	0-1	0-0	11/11/16
San Diego State	3-7	3-7	0-0	03/01/19
San Francisco	0-1	0-1	0-0	12/23/17
San Jose State	6-0	6-0	0-0	01/09/19
Santa Clara	2-0	2-0	0-0	11/15/17
South Carolina	0-1	0-0	0-1	01/29/20
South Dakota	1-0	0-0	1-0	11/22/19
South Dakota State	1-0	1-0	0-0	12/15/18
Southern Cal	1-0	1-0	0-0	12/01/18
Southern Illinois	1-0	1-0	0-0	12/22/17
Tennessee	0-1	0-0	0-1	02/11/20
Texas	1-0	1-0	0-0	03/16/18
Texas A&M	1-0	0-0	1-0	01/04/20
TCU	1-1	0-1	1-0	01/25/20
Texas Southern	1-0	0-0	1-0	11/19/19
Texas Tech	0-1	0-1	0-0	12/05/17
Towson	1-0	1-0	0-0	12/21/16
Tulsa	2-0	1-0	1-0	12/14/19
UC Davis	1-0	1-0	0-0	12/19/17
UC Irvine	2-0	2-0	0-0	12/02/17
UC Santa Barbara	1-0	1-0	0-0	12/22/16
UMass	1-0	1-0	0-0	11/23/18
UNLV	7-2	7-2	0-0	02/27/19
Utah	1-0	1-0	0-0	12/29/18
Utah State	7-2	7-2	0-0	03/02/19
Valparaiso	1-0	0-0	1-0	12/21/19
Vanderbilt	1-0	0-0	1-0	01/15/20
Vermont	1-0	1-0	0-0	03/23/16
Washington	1-0	1-0	0-0	12/11/16
Western Kentucky	0-1	0-0	0-1	12/07/19
Wichita State	0-1	0-1	0-0	12/22/15
Wyoming	5-1	5-1	0-0	02/16/19
Totals	126-43	110-34	16-9	

BEST WINNING PERCENTAGE among active NCAA Division I head coaches (min 4 yrs)

(stats.NCAA.org/head_coaches • Thru Feb 16, 2020)

1	Mark Few, Gonzaga	.828	594-123	21st yr
2	Roy Williams, North Carolina	.780	881-249	32nd yr
3	Chris Jans, New Mexico State	.775	100-29	4th yr
4	John Calipari, Kentucky	.773	728-214	28th yr
5	Mike Krzyzewski, Duke	.769	1154-347	45th yr
6	Bill Self, Kansas	.766	702-214	27th yr
7	Rick Croy, Cal Baptist (2nd in DI)	.764	165-51	7th yr
8	ERIC MUSSELMAN, ARKANSAS	.748	126-43	5th yr
9	Steve Forbes, ETSU	.738	123-43	5th yr
10	Sean Miller, Arizona	.738	402-143	16th yr



- Named General Manager of CBA's Rapid City Thrillers at age of 22. The next year, became head coach of the Thrillers at he age of 23, the youngest coach in CBA history.
- From 1990-1997, had 24 players called up to the NBA, the highest number in the league during that span ... The only person in CBA history to coach in five league All-Star Games (1990, 1992, 1993, 1994, 1997)
- The first coach in professional basketball history to win 100 games by the age of 28.
- At the age of 37, named head coach of the Golden State Warriors ... He and his father, Bill, were first father-son combination to both become head coaches in NBA history.
- In 2003, was runner-up to San Antonio's Gregg Popovich for NBA Coach of the Year Award voting (231 points, including 26 first-place votes).
- Only needed 130 games to win his 100th game as a collegiate head coach.

INDIVIDUAL GAME HIGHS:

Most Points:

at Nevada:	45	Jordan Caroline at New Mexico 01/07/17
	40	Jordan Caroline at Colorado St 02/06/19
	37	D.J. Fenner v UNLV 02/08/17
	34	Marqueze Coleman at Hawai'i 11/16/15
	34	Caleb Martin at Utah 12/29/18
	32	Marcus Marshall at Wyoming 01/14/17
	32	Marcus Marshall at Washington 12/11/16
	32	Tyron Criswell v E. Washington 03/21/16
	30	4x
at Arkansas:	41	Mason Jones vs Tulsa 12/14/19
	40	Mason Jones vs Auburn 02/04/20
	38	Mason Jones vs Miss State 02/15/20
	34	Mason Jones vs South Carolina 01/29/20
	34	Isaiah Joe at Ole Miss 01/11/20
	33	Isaiah Joe vs Texas Southern 11/19/19
	32	Mason Jones vs Rice 11/05/19
	30	Mason Jones at Alabama 02/01/20
	30	Jimmy Whitt Jr. vs Vanderbilt 01/15/20
		SEC Game 40 Mason Jones vs Auburn 02/04/20
		SEC Tourney
		NCAA Tourney
		Bud Walton: 41 Mason Jones vs Tulsa 12/14/19
		Road Game: 34 Isaiah Joe at Ole Miss 01/11/20
		Neutral Site: 21 Isaiah Joe vs Valpo 12/21/19
		Ranked Opp: 40 Mason Jones vs Auburn 02/04/20
		Frosh: --
		Soph: 34 Isaiah Joe at Ole Miss 01/11/20
		Junior: 41 Mason Jones vs Tulsa 12/14/19
		Senior: 30 Jimmy Whitt Jr. vs Vanderbilt 01/15/20
		Season Opener: 32 Mason Jones vs Rice 11/05/19
		SEC Opener 17 Isaiah Joe & Mason Jones vs TX A&M 01/04/20

Most Field Goals Made:

at Nevada:	17	Jordan Caroline at New Mexico 01/07/17
	13	Cody Martin v Utah State 02/17/18
	12	Jordan Caroline at UNLV 02/25/17
	12	Cameron Oliver v E. Washington 03/21/16
	12	D.J. Fenner v UNLV 02/08/17
at Arkansas:	14	Jimmy Whitt Jr. vs Vanderbilt 01/15/20
	12	Mason Jones vs Auburn 02/04/20
	12	Mason Jones vs Tulsa 12/14/19
	12	Mason Jones vs Rice 11/05/19
	11	Isaiah Joe at Ole Miss 01/11/20
	11	Jimmy Whitt Jr. vs South Dakota 11/19/19
	11	Jimmy Whitt Jr. at Alabama 02/01/20

Most 3-Pointers Made:

at Nevada:	8	Marcus Marshall at UNLV 02/25/17
	7	6x
at Arkansas:	7	Isaiah Joe at Ole Miss 01/11/20
	6	Isaiah Joe at Indiana 12/29/19
	6	Isaiah Joe vs Texas Southern 11/19/19

Most Free Throws Made:

at Nevada:	15	Marcus Marshall v Boise State 02/22/17
	15	Marqueze Coleman v UNLV 01/23/16
	15	Marqueze Coleman at Hawai'i 11/16/15
	14	Jordan Caroline v Rhode Island 11/13/17
	14	Marcus Marshall at Wyoming 01/14/17
at Arkansas:	18	Mason Jones vs Miss State 02/15/20
	15	Mason Jones vs South Carolina 01/29/20
	12	Mason Jones vs Tulsa 12/14/19
	11	Jimmy Whitt Jr. at Tennessee 02/11/20
	11	Mason Jones at Missouri 02/08/20
	11	Mason Jones vs Auburn 02/04/20

Most Rebounds:

at Nevada:	24	Cameron Oliver v Fresno State 02/1/16
	21	Cameron Oliver at UNLV 02/20/16
	17	Cameron Oliver v Colorado State 03/04/17
	16	6x
at Arkansas:	12	Mason Jones vs South Carolina 01/29/20
	12	Jimmy Whitt Jr. at Western Ky 12/07/19
	11	Reggie Chaney at Missouri 02/08/20
	11	Reggie Chaney at Alabama 02/01/20
	11	Reggie Chaney vs Northern Ky 11/30/19
	11	Adrio Bailey vs Montana 11/16/19
		SEC Game 12 Mason Jones vs South Carolina 01/29/20
		SEC Tourney
		NCAA Tourney
		Bud Walton: 12 Mason Jones vs South Carolina 01/29/20
		Road Game: 12 Jimmy Whitt Jr. at Western Ky 12/07/19
		Neutral Site: 9 Mason Jones vs Valpo 12/21/19
		Ranked Opp: 7 Whitt and Bailey vs Auburn 02/04/20
		Frosh: -
		Soph: 11 (3x) Reggie Chaney (N. Ky. at Bama at Mizzou)
		Junior: 12 Mason Jones vs South Carolina 01/29/20
		Senior 12 Jimmy Whitt Jr. at Western Ky 12/07/19
		Season Opener: 9 Adrio Bailey vs Rice 11/05/19
		SEC Opener 6 Mason Jones vs Texas A&M 01/04/20

Most OFFENSIVE Rebounds:

at Nevada:	11	AJ West at Pacific 11/21/15
	8	Cameron Oliver v Fresno State 02/1/16
at Arkansas:	6	Reggie Chaney at Missouri 02/08/20
	5	Reggie Chaney at Alabama 02/01/20
	5	Adrio Bailey vs Montana 11/16/19

Most DEFENSIVE Rebounds:

at Nevada:	16	Cameron Oliver v Fresno State 02/1/16
	14	Cameron Oliver v Colorado State 03/04/17
	14	Cameron Oliver at Wyoming 01/14/17
	13	Cameron Oliver v Colorado State 03/11/17
	13	Cameron Oliver at Air Force 02/15/17
at Arkansas:	11	Mason Jones vs South Carolina 01/29/20
	9	Jimmy Whitt Jr. at Western Ky 12/07/19
	9	Reggie Chaney vs Northern Ky 11/30/19
	9	Isaiah Joe at Georgia Tech 11/25/19
	8	2x

Most Assists:

at Nevada:	11	Cody Martin v BYU 11/06/18
	11	Cody Martin v Colorado State 02/25/18
	11	Marqueze Coleman v Holy Names 11/30/15
	10	Cody Martin v Little Rock 11/16/18
	10	Cody Martin v Pacific 11/09/18
	10	Marcus Marshall v Colorado State 03/04/17
at Arkansas:	9	Mason Jones at Ole Miss 01/11/20
	8	Mason Jones vs Vanderbilt 01/15/20
	7	Isaiah Joe vs Rice 11/05/19

SEC Game 9 Mason Jones at Ole Miss 01/11/20

SEC Tourney

NCAA Tourney

Bud Walton: 8 Mason Jones vs Vanderbilt 01/15/20

Road Game: 9 Mason Jones at Ole Miss 01/11/20

Neutral Site 4 2x

Ranked Opp: 2 3x

Frosh: -

Soph: 7 Isaiah Joe vs Rice 11/05/19

Junior: 9 Mason Jones at Ole Miss 01/11/20

Senior: 5 Jimmy Whitt Jr. vs Rice 11/05/19

Season Opener: 7 Isaiah Joe vs Rice 11/05/19

SEC Opener 5 Jalen Harris vs Texas A&M 01/04/20

Most Steals:

at Nevada:	5	Caleb Martin v California Baptist 11/19/18
	5	Jordan Caroline at San Diego St 02/12/17
	5	Marqueze Coleman at New Mexico 12/30/15
	4	17 times
at Arkansas:	5	Mason Jones at Georgia Tech 11/25/19
	5	Isaiah Joe vs Texas Southern 11/19/19
	5	Mason Jones vs Rice 11/05/19
	4	7x

SEC Game 4 Jimmy Whitt Jr. at Alabama 02/01/20

4 Desi Sills vs Auburn 02/04/20

SEC Tourney

NCAA Tourney

Bud Walton: 5 Mason Jones vs Rice 11/05/19

Road Game: 5 Mason Jones at Georgia Tech 11/25/19

Neutral Site: 3 Adrio Bailey & Jimmy Whitt vs Valpo 12/21/19

Ranked Opp: 4 Desi Sills vs Auburn 02/04/20

Frosh: -

Soph: 5 Isaiah Joe vs Texas Southern 11/19/19

Junior: 5 Mason Jones (2x)

Senior: 4 2x

Season Opener: 5 Mason Jones vs Rice 11/05/19

SEC Opener 3 Mason Jones vs Texas A&M 01/04/20

Most Blocked Shots:

at Nevada:	6	Cameron Oliver v Morehead State 04/01/16
	5	7x
at Arkansas:	5	Adrio Bailey vs Valpo 12/21/19
	5	Adrio Bailey vs Texas Southern 11/19/19
	4	Adrio Bailey at LSU 01/07/20
	3	Reggie Chaney at Western Ky 12/07/19
	3	Reggie Chaney vs South Dakota 11/22/19

SEC Game 4 Adrio Bailey at LSU 01/08/20

SEC Tourney

NCAA Tourney

Bud Walton: 5 Adrio Bailey vs Texas Southern 11/19/19

Road Game: 3 Reggie Chaney at Western Ky 12/07/19

Neutral Site: 5 Adrio Bailey vs Valpo 12/21/19

Ranked Opp

Frosh: -

Soph: 3 Reggie Chaney 2x

Junior: 2 Mason Jones vs Texas Southern 11/19/19

Senior: 5 Adrio Bailey 2x

Season Opener: 1 by 5 players

SEC Opener 1 Adrio Bailey & Jimmy Whitt vs TX A&M 01/04/20



2019-20 SEC STANDINGS

THRU WED - Feb. 12, 2020



	SEC	PCT.	HOME	AWAY	OVERALL	PCT.	HOME	ROAD	NEUTRAL	STRK
1. Auburn	9-2	.818	6-0	3-2	22-2	.917	14-0	4-2	4-0	W7
Kentucky	9-2	.818	5-0	4-2	19-5	.792	13-1	5-2	1-2	W3
LSU	9-2	.818	6-0	3-2	18-6	.750	13-1	4-3	1-2	W1
4. Florida	7-4	.636	4-1	3-3	15-9	.625	8-3	3-5	4-1	W1
South Carolina	7-4	.636	4-1	3-3	15-9	.625	9-4	6-3	0-2	W2
6. Mississippi State	6-5	.545	5-1	1-4	15-9	.625	11-2	2-5	2-2	L1
Tennessee	6-5	.545	3-3	3-2	14-10	.583	9-5	3-4	2-1	W1
8. Alabama	5-6	.455	3-2	2-4	13-11	.542	8-3	3-6	2-2	L1
Texas A&M	5-6	.555	2-3	3-3	11-12	.478	8-5	3-3	0-4	L2
10. Arkansas	4-7	.364	2-3	2-4	16-8	.667	12-3	4-5	1-0	L3
Ole Miss	4-7	.364	3-3	1-4	13-11	.542	10-4	1-6	2-1	W3
12. Missouri	3-8	.273	3-2	0-6	11-13	.458	9-3	1-8	1-2	L1
13. Georgia	2-9	.182	2-4	0-5	12-12	.500	10-4	1-6	1-2	L3
14. Vanderbilt	1-10	.091	1-5	0-5	9-15	.375	9-8	0-6	0-1	L2

AP (Feb. 17)

NA

COACHES (Feb. 17)

NA

ARKANSAS IN THE RANKINGS

WEEK	AP	COACH	NET
Preseason	--	--	N/A
Nov. 11	RV/11	N/A	N/A
Nov. 18	RV/3	RV/9	N/A
Nov. 25	RV/13	RV/12	N/A
Dec. 2	RV/17	RV/8	N/A
Dec. 9	--	RV/1	N/A
Dec. 16	RV/1	RV/10	23
Dec. 23	--	RV/2	33
Dec. 30	RV/19	RV/14	26
Jan. 6	RV/38	RV/16	24
Jan. 13	RV/65	RV/44	24
Jan. 20	RV/19	RV/12	32
Jan. 27	RV/3	RV/6	28
Feb. 3	--	--	34
Feb. 10	--	--	38
Feb. 17	--	--	
Feb. 24			
Mar. 2			
Mar. 9			
Mar. 16			
FINAL			

The last time Arkansas was ranked in the AP Poll...

Top 25:	#22	01/01/18
Top 15:	#15	11/14/00
Top 10:	#6	1995 Final Poll
Top 5:	#5	03/07/95
No. 1:	#1	'94-95 Preseason

Tuesday, February 18	TV	ET
*Vanderbilt at Tennessee	SEC	5:30 p.m.
*ARKANSAS AT FLORIDA	ESPN	6:00 P.M.
*Ole Miss at Missouri	SEC	8:30 p.m.
*Kentucky at LSU	ESPN	8:00 p.m.

Wednesday, February 19

*Auburn at Georgia	ESPN2	6:00 p.m.
*Texas A&M at Alabama	SEC	6:00 p.m.
*South Carolina at Miss State	SEC	8:00 p.m.

Saturday, February 22

*Tennessee at Auburn	CBS	11:00 a.m.
*MISSOURI AT ARKANSAS	SEC	12:00 P.M.
*Mississippi State at Texas A&M	SEC	2:30 p.m.
*Florida at Kentucky	ESPN	TBA
*Georgia at Vanderbilt	SEC	5:00 p.m.
*LSU at South Carolina	ESPN/2/U	7:00 p.m.
*Alabama at Ole Miss	SEC	7:30 p.m.

Tuesday, February 25

*Ole Miss at Auburn	TBD	6:00 p.m.
*Kentucky at Texas A&M	TBD	6:00 p.m.
*Alabama at Mississippi State	SEC	8:00 p.m.

Wednesday, February 26

*Georgia at South Carolina	SEC	5:30 p.m.
*TENNESSEE AT ARKANSAS	SEC	7:30 P.M.
*Missouri at Vanderbilt	ESPN	8:00 p.m.
*LSU at Florida	ESPN2	8:00 p.m.

Saturday, February 29

*Texas A&M at LSU	ESPN/2	11:00 a.m.
*Vanderbilt at Ole Miss	SEC	12:00 p.m.
*Florida at Tennessee	ESPN/2	1:00 p.m.
*Mississippi State at Missouri	SEC	2:30 p.m.
*Auburn at Kentucky	CBS	2:45 p.m.
*ARKANSAS AT GEORGIA	SEC	5:00 P.M.
*South Carolina at Alabama	SEC	7:30 p.m.

#PROHOGS

38	» Arkansas has had 38 all-time NBA Draft selections from 36 different players in program history.
16	» The Razorbacks have 16 All-Star game appearances by Joe Johnson (7), Sidney Moncrief (5) and Alvin Robertson (4).
12	» Arkansas has 12 first round NBA Draft picks in program history with Sidney Moncrief going No. 5 overall in 1979.

#PROHOGS

Arkansas has had 29 former players go on to play in the NBA and four are currently on active rosters.

Player	Team	Yrs in NBA	Draft Class
Patrick Beverley	Clippers	8th	2009 - 42nd (LAC)
Daryl Macon *	Heat	2nd	2018-FA
Bobby Portis	Knicks	5th	2015 - 22nd (CHI)
Daniel Gafford	Bulls	1st	2019 - 38th (CHI)

* - signed two-way contract

G League

Dusty Hannahs	Memphis Hustle	2nd Year
---------------	----------------	----------

Versus 2019-20 Opponents

NON-CONFERENCE

SCHOOL	GMS PLAYED	SERIES RECORD	H	A	N	LAST MEETING
AUSTIN PEAY	5	ARKANSAS LEADS, 5-0	5-0	0-0	0-0	H - W, 69-61 (12/03/19)
GEORGIA TECH	7	ARKANSAS TRAILS, 2-5	0-1	1-2	1-2	A - W, 62-61 OT (11/25/19)
INDIANA	5	ARKANSAS LEADS, 3-2	1-0	1-2	1-0	A - W, 71-64 (12/22/19)
MONTANA	1	ARKANSAS LEADS, 1-0	1-0	0-0	0-0	H - W, 64-46 (11/16/19)
NORTH TEXAS	15	ARKANSAS LEADS, 15-0	9-0	1-0	5-0	H - W, 66-43 (11/12/19)
NORTHERN KENTUCKY	1	ARKANSAS LEADS, 1-0	1-0	0-0	0-0	H - W, 66-60 (11/30/19)
RICE	144	ARKANSAS LEADS, 103-41	55-11	41-29	7-1	H - W, 91-43 (11/05/19)
SOUTH DAKOTA	2	ARKANSAS LEADS, 2-0	1-0	1-0	0-0	H - W, 77-56 (11/22/19)
TCU	143	ARKANSAS LEADS, 105-28	55-15	46-21	4-2	H - W, 78-67 (01/25/20)
TEXAS SOUTHERN	1	ARKANSAS LEADS, 7-0	5-0	0-0	2-0	H - W, 82-51 (11/19/19)
TULSA	61	ARKANSAS LEADS, 37-24	25-8	9-15	3-1	H - W, 98-79 (12/14/19)
WESTERN KENTUCKY	8	SERIES TIED, 4-1	0-2	0-2	4-0	A - L, 79-86 OT (12/07/19)
VALPARAISO	1	ARKANSAS LEADS, 1-0	0-0	0-0	1-0	N - W, 72-68 (12/21/19)

SOUTHEASTERN CONFERENCE

SCHOOL	GMS PLAYED	SERIES RECORD	H	A	N	LAST MEETING
ALABAMA	63	ARKANSAS LEADS, 35-28	19-6	8-20	8-2	A - W, 82-78 (02/01/20)
• SEC Only	53	Arkansas Leads, 28-25				
AUBURN	54	ARKANSAS LEADS, 34-20	21-6	12-14	1-1	H - L, 76-79 OT (02/04/20)
• SEC Only	53	Arkansas Leads, 34-19				
FLORIDA	37	ARKANSAS TRAILS, 12-25	8-7	2-13	2-5	N - L, 50-66 (03/14/19)
• SEC Only	37	Arkansas Trails, 12-25				
GEORGIA	38	ARKANSAS LEADS, 23-15	11-3	6-9	6-3	H - W, 70-60 (01/29/19)
• SEC Only	38	Arkansas Leads, 23-15				
KENTUCKY	44	ARKANSAS TRAILS, 11-33	7-8	3-15	1-10	H - L, 66-73 (01/18/20)
• SEC Only	39	Arkansas Trails, 11-28				
LSU	68	ARKANSAS LEADS, 36-32	19-8	12-18	5-6	A - L, 77-79 (01/08/20)
• SEC Only	59	Arkansas Leads, 32-27				
OLE MISS	82	ARKANSAS LEADS, 49-33	16-11	9-20	24-2	A - W, 76-72 (01/11/20)
• SEC Only	53	Series Tied, 27-27				
MISSISSIPPI STATE	64	ARKANSAS LEADS, 33-31	21-8	7-22	5-1	H - L, 77-78 (02/15/20)
• SEC Only	55	Arkansas Leads, 28-27				
MISSOURI	52	ARKANSAS LEADS, 27-25	16-9	10-16	1-0	A - L, 79-83 (02/08/20)
• SEC Only	14	Arkansas Leads, 8-7				
SOUTH CAROLINA	35	ARKANSAS LEADS, 20-15	11-5	7-8	2-2	H - L, 77-79 (01/29/20)
• SEC Only	35	Arkansas Leads, 20-15				
TENNESSEE	42	ARKANSAS TRAILS, 20-22	10-4	4-13	6-5	A - L, 61-82 (02/11/20)
• SEC Only	38	Arkansas Trails, 17-21				
TEXAS A&M	159	ARKANSAS LEADS, 103-56	58-15	38-37	7-4	H - W, 69-59 (01/04/20)
• SEC Only	13	Arkansas Leads 8-5				
VANDERBILT	39	ARKANSAS LEADS, 27-12	16-3	7-8	4-1	H - W, 75-55 (01/15/20)
• SEC Only	37	Arkansas Leads 26-11				

RAZORBACK SPORTS NETWORK RADIO AFFILIATES

https://tunein.com/radio/Arkansas-Basketball-s308162/?branch_match_id=730822869045812831

Batesville (Games)	KWOZ-FM - 103.3	Glenwood	KHGZ-AM - 670
Camden	KAMD-FM - 97.1	Hot Springs / Mena	KTTG-FM - 6.3
Crossett	KAGH-FM - 104.9	Jonesboro	KEGI-FM - 100.5
Crossett	KAGH-AM - AM 800	Little Rock	KABZ-FM - 103.7
DeQueen	KDQN-FM - 92.1	Magnolia	KZHE-FM - 100.5
DeWitt	KDEW-FM - 97.3	Marshall	KBCN-FM - 104.3
El Dorado	KAGL-FM - 93.3	Mena	KENA-FM - 104.1
Fayetteville	KQSM-FM - 92.1	Monett, MO	KKBL-FM - 95.9
Fayetteville (Games)	KYNG-AM - AM 1590	Monticello	KGPO-FM - 99.9
Fayetteville	KAKS-FM - 99.5	Morrilton	KCON-FM - 99.3
Fayetteville	KUOA-AM - 1290	Mountain Home	KOMT-FM - 93.5
Fayetteville	KUOA-FM - 95.3	Ozark	KDYN-FM - 96.7
Fayetteville	KBVA-FM - HD3 106.5	Ozark	KDYN-AM - AM 1540
Forrest City	KBFC-FM - 93.5	Searcy	KRZS-FM - 99.1
Fort Smith	KERX-FM - 95.3	Texarkana	KKTK-AM - 1400
Glenwood	KHGZ-FM - 98.9	Wynne	KWYN-FM - 92.5

ARKANSAS IN THE 2019-20 NCAA/SEC

(Through Games of Feb. 15, 2020)



TEAM IN THE NCAA/SEC	NCAA	SEC	NO.
3-pt Field Goal Attempts (350 ranked)	170	6	559
Assist Turnover Ratio (350 ranked)	185	8	0.97
Assists Per Game (350 ranked)	288	12	11.7
Blocked Shots Per Game (350 ranked)	85	9	3.9
Defensive Rebounds per Game (350 ranked)	250	11	24.64
Fewest Fouls (350 ranked)	278	11	492
Fewest Turnovers (350 ranked)	57	2	302
Field-Goal Percentage (350 ranked)	178	8	43.7
Field-Goal Percentage Defense (350 ranked)	120	9	41.7
Free Throw Attempts (350 ranked)	29	3	576
Free Throws Made (350 ranked)	26	4	419
Free-Throw Percentage (350 ranked)	107	6	72.7
Offensive Rebounds Per Game (350 ranked)	324	14	7.72
Personal Fouls Per Game (350 ranked)	304	11	19.7
Rebound Margin (350 ranked)	341	14	-6.4
Scoring Defense (350 ranked)	119	8	67.2
Scoring Margin (350 ranked)	67	4	7.2
Scoring Offense (350 ranked)	94	6	74.4
Steals Per Game (350 ranked)	21	1	8.6
Three Pt FG Defense (350 ranked)	1	1	25.3
Three-Point Field Goals Per Game (350 ranked)	200	5	7.1
Three-Point Field-Goal Percentage (350 ranked)	267	7	31.7
Total 3-point FGM (350 ranked)	198	5	177
Total Assists (350 ranked)	289	12	293
Total Blocks (350 ranked)	92	9	97
Total Rebounds (350 ranked)	318	14	809
Total Rebounds Per Game (350 ranked)	322	14	32.36
Total Steals (350 ranked)	27	1	214
Turnover Margin (348 ranked)	9	1	4.8
Turnovers Forced (350 ranked)	17	1	16.84
Turnovers Per Game (350 ranked)	71	2	12.1
Won-Lost Percentage (350 ranked)	92	4	64.0

RAZORBACKS IN THE NCAA/SEC

PLAYER	NCAA	SEC	NO.
3-pt Field Goal Attempts (249 ranked)	Isaiah Joe	15	1
	Mason Jones	165	6
Blocked Shots Per Game (250 ranked)	Adrio Bailey	83	6
Defensive Rebounds per Game (249 ranked)	Mason Jones	168	6
Field-Goal Percentage (250 ranked)	Jimmy Whitt Jr.	104	6
	Mason Jones	234	9
Free Throw Attempts (244 ranked)	Mason Jones	1	1
Free Throws Made (250 ranked)	Mason Jones	1	1
Free-Throw Percentage (247 ranked)	Mason Jones	95	5
Minutes Per Game (250 ranked)	Jimmy Whitt Jr.	16	2
	Isaiah Joe	47	3
	Mason Jones	206	12
Points Per Game (250 ranked)	Mason Jones	19	1
	Isaiah Joe	175	9
Steals Per Game (246 ranked)	Mason Jones	102	6
	Isaiah Joe	160	9
Three-Point Field Goals Per Game (228 ranked)	Isaiah Joe	3	1
	Mason Jones	217	8
Three-Point Field-Goal Percentage (93 ranked)	Isaiah Joe	85	4
Total 3-point FGM (246 ranked)	Isaiah Joe	36	2
	Mason Jones	246	8
Total Blocks (237 ranked)	Adrio Bailey	82	6
Total Field Goal Attempts (248 ranked)	Mason Jones	137	4
	Jimmy Whitt Jr.	219	5
Total Field Goals Made (249 ranked)	Jimmy Whitt Jr.	126	5
	Mason Jones	186	7
Total Minutes (250 ranked)	Jimmy Whitt Jr.	40	2
Total Points (249 ranked)	Mason Jones	34	1
Total Steals (240 ranked)	Mason Jones	119	6



Hogs Sign Davonte Davis

- Arkansas head coach Eric Musselman announced on Nov. 19 that Davonte Davis, a four-star recruit from Jacksonville, signed a National Letter of Intent with the Razorbacks.
- Davis (6-4, 175) is rated 80th on the ESPN Top 100 while ESPN has him the 18th-best shooting guard, the 18th-best player in the region and the second-best player in the state of Arkansas.
- "Our coaching staff is so excited to announce the signing of Davonte "Devo" Davis," Musselman said. "Devo will bring tremendous toughness and versatility to our Arkansas Razorbacks team. We love Devo's ability to be both a playmaker and a scorer at all three levels. He is an elite free throw attempt player and does a great job finishing through contact. From a defensive perspective, Devo will add a long, athletic defender that can guard multiple positions. He is an exhilarating, exciting point guard that Hog fans will love to watch and teammates will love to play with him."
- In other recruiting services, Davis is 100th on the 247Sports Composite and 16th among point guards. Rivals has him ranked 128th nationally and 29th at his position while 247Sports puts him 139th nationally and 21st among point guards. He is also #3 in the state by 247Sports.
- Davis was named to the 2019 USA TODAY All-Arkansas first team as a junior as he averaged 18.5 points, 5.3 rebounds and six assists per game. He played for Woodz Elite in the Nike EYBL.
- He is a three-time Arkansas Activities Association All-State selection, making the 2019 5A team with Jacksonville HS and the 2A teams in 2017 and 2018 while playing at Jacksonville Lighthouse.
- As a sophomore, Davis averaged 18.4 points, 8 assists, 7 rebounds and 2 steals. As a freshman, Davis averaged 16 points and seven rebounds in leading Lighthouse to conference and regional championships as well as the Class 2A state semifinal.



Austria

Anton Beard UBSC Raiffeisen Graz

Canada

Olu Famutimi Guelph

Marvell Waithe London

China

Courtney Fortson Sichuan

Sonny Weems Guangdong ST

ECBL (USA)

Kareem Reed Rowan County

Finland

Dustin Thomas Ura Basket

G League (USA)

Dusty Hannahs Memphis

Daryl Macon Sioux Falls

Greece

Moses Kingsley Peristeri GS

JaCorey Williams PAOK Thessaloniki

Iran

Willy Kouassi Shahrdari BA

Israel

Rashad Madden Netanya

Italy

Jaylen Barford Pesaro

Charles Thomas Basket RAV

Latvia

Jabril Durham Vostak 65

Lebanon

Darian Townes Al Riyadi

Norway

Anthlon Bell Nidaros Jets

Philippines

Michael Qualls NorthPort

Puerto Rico

Coty Clarke Piratas de Quebradillas

Saudi Arabia

Arlando Cook Abha

Slovakia

Alandise Harris Levice

Delvon Johnson Prievidza

Spain

Marshawn Powell Cafes Candelas Breogan

Nolan Richardson Court

- Last March, the University of Arkansas System Board of Trustees unanimously approved a resolution to name the court at Bud Walton Arena for Hall of Fame coach Nolan Richardson.
- The University unveiled Nolan Richardson Court at Bud Walton Arena on October 20 prior to exhibition game with Little Rock. Arkansas won the game 79-64 on the newly-named court.
- Richardson was 389-169 in 17 seasons as Arkansas head coach and set a school record for wins. Among his many honors are NABC and Naismith Coach of the Year (1994), USBWA Most Courageous Award (1995), University of Arkansas Sports Hall of Honor (1996), Arkansas Sports Hall of Fame (1998), College Basketball Hall of Fame (2008) and the Naismith Memorial Basketball Hall of Fame (2014). He was honored with a banner in the rafters of Bud Walton Arena in 2015.
- He led the Razorbacks to 13 NCAA Tournament appearances including six Sweet 16's (1990, 1991, 1993, 1994, 1995, 1996), four Elite Eights (1990, 1991, 1994, 1995), three Final Fours (1990, 1994, 1995) a national runner-up finish (1995) and the 1994 NCAA Championship.
- In Richardson's 22 combined years as a head coach at the collegiate level – at Western Texas Junior College, the University of Tulsa and the University of Arkansas – he compiled a record of 508-206 (.711) and became the only head coach in college basketball history to win a National Junior College Championship, NIT Championship and NCAA Championship.



JEANTAL CYLLA

F • Gr.Sr. • 6-7 • 215
Lake Worth, Fla. || Lake Worth HS.

GENE-tall SILL-uh ... Played one season at UNC Wilmington after beginning his career at Florida Atlantic. In addition to his collegiate experience ... Member of the Haitian National Team.

Received his B.A. in Communication Studies from UNCW in May 2019 ... Is pursuing an M.Ed. in Adult and Lifelong Learning at Arkansas.

2019-20 HIGHLIGHTS:

- Pulled down six boards in the season-opening win over Rice.
- **Scored his 1,000th career point** (in his 101st game) versus South Dakota ... Added season-high seven points, including his first 3-pointer of the season, with four rebounds.
- Got first start as a Razorback vs Northern Kentucky.
- Only played briefly versus Texas A&M, but came through with a big hustle play that led to Desi Sills' 3-pointer as time expired in the first half.
- Had only played 11 minutes over a seven-game span prior to Ole Miss ... However, was the first Razorbacks off the bench versus the Rebels and he played 11 first-half minutes and led the team with grabbed five rebounds.
- Made both its shots, including a 3-pointer, in scoring five points at Mississippi State ... Added two rebounds and an assist ... His layup at 12:07 in the first half was his first made field goal since the South Dakota game on Nov. 22 ... Played 16:42 (had only played 19 minutes the previous 11 games).
- Grabbed four rebounds with an assist and blocked shot in 13 in the win over TCU
- Played an SEC-high 18:20 at Tennessee, getting a dunk and making 2-of-3 from the line.

DOUBLE-DOUBLES (3)

2018-19 (Jr. @ UNCW)

Opp	Pts	Rebs
at Mercer	19	10

2016-17 (So. @ FAU)

Opp	Pts	Rebs
Webber	10	10

2015-16 (Fr. @ FAU)

Opp	Pts	Rebs
UTSA	24	12

PERSONAL BESTS


POINTS Season: 7 vs South Dakota (11/22/19) Career: 25 at UTEP (01/21/16)	SEC ONLY 5 at Miss State (01/22/20) 5 at Miss State (01/22/20)
FG MADE Season: 3 vs South Dakota (11/22/19) Career: 9 at UTEP (01/21/16)	SEC ONLY 2 at Miss State (01/22/20) 2 at Miss State (01/22/20)
FG ATTEMPTED Season: 7 (2x) last vs S Dakota (11/22/19) Career: 18 at Hofstra (01/17/19)	SEC ONLY 2 (2x) last at Miss State (01/22/20) 2 (2x) last at Miss State (01/22/20)
3-POINT FG MADE Season: 1 vs South Dakota (11/22/19) Career: 5 (2x) last vs Gardner-Webb (11/24/18)	SEC ONLY 1 at Miss State (01/22/20) 1 at Miss State (01/22/20)
3-PT FG ATTEMPTS Season: 2 vs South Dakota (11/22/19) Career: 8 at Rice (02/18/16)	SEC ONLY 1 at Miss State (01/22/20) 1 at Miss State (01/22/20)
FT MADE Season: 2 at Tennessee (02/11/20) Career: 9 at Elon (02/21/19)	SEC ONLY 2 at Tennessee (02/11/20) 2 at Tennessee (02/11/20)
FT ATTEMPTED Season: 4 at Ole Miss (01/11/20) Career: 11 at Elon (02/21/19)	SEC ONLY 4 at Ole Miss (01/11/20) 4 at Ole Miss (01/11/20)
REBOUNDS Season: 6 vs Rice (11/05/19) Career: 10 (2x) last at Mercer (12/21/18)	SEC ONLY 5 at Ole Miss (01/11/20) 5 at Ole Miss (01/11/20)
ASSISTS Season: 1 (4x) last at Tennessee (02/11/20) Career: 3 vs UNC Greensboro (11/13/18)	SEC ONLY 1 (3x) last at Tennessee (02/11/20) 1 (3x) last at Tenn. (02/11/20)
STEALS Season: 1 (2x) last vs Auburn (02/04/20) Career: 4 vs Webber (12/21/16)	SEC ONLY 1 (2x) last vs Auburn (02/04/20) 1 (2x) last vs Auburn (02/04/20)
BLOCKED SHOTS Season: 1 (4x) last vs TCU (01/25/20) Career: 2 (6x) last vs JMU (02/02/19)	SEC ONLY --
MINUTES Season: 21:36 vs Rice (11/05/19) Career: 38 at Ohio State (12/06/16)	SEC ONLY 18:20 at Tennessee (02/11/20) 18:20 at Tennessee (02/11/20)

JEANTAL CYLLA 2019-20 GAME STATS

Opponent	Date	GS	Min	FG	FGA	Pct	3FG	3A	Pct	FT	FTA	Pct	O	D	Tot	Avg	PF	FO	A	TO	Blk	Stl	Pts	Avg
RICE	11/05/19	21	2	7	.286	0	1	.000	1	2	.500	1	5	6	6.0	2	0	0	2	1	0	5	5.0	
NORTH TEXAS	11/12/19	18	1	4	.250	0	3	.000	0	0	.000	0	2	2	4.0	2	0	0	1	0	0	2	3.5	
MONTANA	11/16/19	19	0	0	.000	0	0	.000	0	0	.000	1	1	2	3.3	2	0	0	3	0	0	0	2	2.3
TEXAS SOUTHERN	11/19/19	10	1	3	.333	0	2	.000	0	0	.000	0	1	1	2.8	1	0	0	0	1	0	2	2.3	
SOUTH DAKOTA	11/22/19	14	3	7	.429	1	2	.500	0	0	.000	1	3	4	3.0	2	0	0	0	1	0	7	3.2	
at Georgia Tech	11/25/19	8	0	2	.000	0	2	.000	0	0	.000	0	1	1	2.7	2	0	0	0	0	0	0	2	2.7
NORTHERN KY	11/30/19	*	6	0	0	.000	0	0	.000	0	0	.000	0	0	0	2.3	0	0	0	0	0	0	0	2.3
AUSTIN PEAY	12/03/19	2	0	1	.000	0	0	.000	0	0	.000	0	0	0	2.0	1	0	0	0	0	0	0	2.0	
at Western Kentucky	12/07/19	0	0	0	.000	0	0	.000	0	0	.000	0	0	0	1.8	0	0	0	0	0	0	0	1.8	
TULSA	12/14/19	4	0	0	.000	0	0	.000	0	0	.000	0	0	0	1.6	0	0	0	0	0	0	0	1.6	
vs Valparaiso	12/21/19	4	0	0	.000	0	0	.000	0	0	.000	0	2	2	1.6	1	0	0	1	0	0	0	1.5	
at Indiana	12/29/19	DNP																						
TEXAS A&M	01/04/20	1	0	0	.000	0	0	.000	0	0	.000	1	0	1	1.6	0	0	0	0	0	0	0	1.3	
at LSU	01/08/20	DNP																						
at Ole Miss	01/11/20	11	0	2	.000	0	0	.000	1	4	.250	1	4	5	1.8	2	0	0	1	0	0	1	1.3	
VANDERBILT	01/15/20	1	0	0	.000	0	0	.000	0	0	.000	0	0	0	1.7	0	0	0	1	0	0	0	1.2	
KENTUCKY	01/18/20	DNP																						
at Mississippi St.	01/22/20	17	2	2	1.000	1	11	1.000	0	0	.000	0	2	2	1.7	2	0	1	0	0	0	5	1.5	
TCU	01/25/20	13	0	1	.000	0	0	.000	0	0	.000	1	3	4	1.9	1	0	1	2	1	0	0	1.4	
SOUTH CAROLINA	01/29/20	3	0	2	.000	0	1	.000	0	0	.000	0	0	0	1.8	0	0	0	0	0	1	0	1.3	
at Alabama	02/01/20	1	0	0	.000	0	0	.000	0	0	.000	0	2	2	1.8	0	0	0	0	0	0	0	1.2	
AUBURN	02/04/20	2	0	0	.000	0	0	.000	0	0	.000	0	0	0	1.7	1	0	0	0	0	1	0	1.2	
at Missouri	02/08/20	5	0	0	.000	0	0	.000	0	0	.000	0	2	2	1.7	3	0	1	0	0	0	0	1.1	
at Tennessee	02/11/20	19	1	1	1.000	0	0	.000	2	3	.667	1	0	1	1.7	3	0	1	0	0	0	4	1.2	
MISSISSIPPI ST.	02/15/20	7	0	1	.000	0	0	.000	0	0	.000	0	1	1	1.6	3	0	0	0	0	0	0	1.2	
Totals		1	186	10	33	.303	2	12	.167	4	9	.444	7	29	36	1.6	28	0	4	11	4	2	26	1.2

JEANTAL CYLLA CAREER STATISTICS

Year	GP	GS	Min	Avg	FG	FGA	Pct	3FG	3FGA	Pct	FT	FTA	Pct	Off	Def	Tot	Avg	PF	FO	Ast	TO	Blk	Stl	Pts	Avg	
2015-16 (FAU)	33	24	870	26.4	105	272	.386	44	128	.344	65	89	.730	25	89	114	3.5	85	4	16	44	15	17	319	9.7	
2016-17 (FAU)	30	30	660	22.0	75	196	.383	23	87	.264	41	56	.732	28	70	98	3.3	58	0	13	29	10	13	214	7.1	
2017-18 - REDSHIRTED AT UNCW																										
2018-19 (UNCW)	33	32	930	28.2	156	365	.427	33	106	.311	106	125	.848	48	103	151	4.6	86	2	18	46	17	17	451	13.7	
2019-20 (ARK)	22	1	186	8.5	10	33	.303	2	12	.167	4	9	.444	7	29	36	1.6	28	0	4	11	4	2	26	1.2	
TOTAL	118	87	2646	22.4	346	866	.400	102	333	.306	216	279	.774	108	291	399	3.4	257	6	51	130	46	49	1010	8.6	



1

ISAIAH JOE

G • So. • 6-5 • 167

Fort Smith, Ark. || Fort Smith Northside HS

30-PT GAMES (3)

12/01/18 • FIU	34
11/19/19 • TEXAS SOUTHERN	33
01/11/20 • at Ole Miss	34

• 2019-20 Preseason All-SEC (2nd Team Coaches and Media)

- Set Arkansas season record with 113 3's made last season ... **HAS 185, CAREER TREYS, 7TH ON THE SCHOOL'S ALL-TIME TOP 10.**
- **SEC PLAYER OF THE WEEK (Dec. 30): 24 pts - 5 rebs / Scored 14 of team's final 32 pts in come-from-behind win at Indiana.**
- **AMONG ACTIVE NCAA DI PLAYERS, RANKS 3RD IN CAREER 3-POINTERS MADE PER GAME (3.43)**

• 3PT FGM/GM	3.60	3rd NCAA	1st SEC	• 3PT Made	72	36th NCAA	2nd SEC
• 3PT Att	212	15th NCAA	1st SEC	• 3PT Pct.	.340	84th NCAA	4th SEC
• Minutes/GM	36:38	47th NCAA	3rd SEC	• Steals/Gm	1.55	160th NCAA	9th SEC
• Points/Gm	16.0	175th NCAA	9th SEC				

- **Games in double figure points:** 44 for career • 16 for 2019-20 ... **Games Making 3+ 3's:** 34 for career • 14 for 2019-20
- **Made at least one 3-pointer in 51 of his 54 career games ... Had a streak of 34 gms with at least 1 trey snapped at Alabama (Feb. 2)**
- **Had successful right knee arthroscopic debridement surgery prior to Auburn (Feb. 4) due to recurring inflammation**
- Has 11 of the team's 27 charges drawn this season ... Led the team with 27 charges drawn last season.
- 30 steals this season and had a team-best 51 last season.

2019-20 HIGHLIGHTS:

- Scored 24 in the season opener versus Rice with a **career-high seven assists**.
- Tied Mason Jones with a team-high 16 points versus North Texas ... Was 4-of-6 from 3-point range, making his last four.
- After a slow start vs Texas Southern, **had 33 points and five steals** - both were one shy of career highs ... In the first half, was 0-of-4 from 3-point range (team was 0-of-13) with four points ... Opened second half with a trey and had 29 points with four steals in the period, making 6-of-9 from 3-point range ... Also was 9-of-11 at the free throw line - both career bests.
- Had a **career-high nine rebounds** and **tied a career-high with six steals** in the win at Georgia Tech ... One of his steals was huge in overtime ... After missing a 3 in the deep right corner, Joe sprinted down the court and intercepted a pass in the lane that would have been an easy layup for Tech.
- Led the team with six rebounds versus Austin Peay.
- Scored eight early points for a 12-5 lead versus Tulsa and finished with 20 points, making 4-of-10 3-pointers.
- Had a team-high 21 points in the win versus Valpo, making 5 3-pointers and grabbing seven rebounds ... In come-from-behind win, scored five inside final 4:14 during 12-2 run with a key steal and assist.
- Named **SEC PLAYER OF THE WEEK** as he scored 24 in the come-from-behind win at Indiana ... Scored 18 in the second half, including 14 of the teams' final 32 to erase an 11-point deficit ... Hit six triples, including three straight to start rally.
- Scored 17 versus Texas A&M ... In fact, he scored 11 as part of a 19-11 run to end the game ... Added five rebounds.
- **Tied a career high with 34 points** in the come-from-behind win at Ole Miss ... Scored 26 in the second half (8-10 FG; 5-7 3PT, 5-5 FT) with two keys steals inside the final two minutes ... Also had two blocks, one in the second half that led to a fast-break layup ... Down four with 4:49 to play, Arkansas finished the game on a 12-4 run with Joe scoring eight points with two steals.
- Only scored 5 points on 2-of-13 shooting (1-of-8 3FG) but had an **SEC career-best seven rebounds** with three assists.

ISAIAH JOE 2019-20 GAME STATS

Opponent	Date	GS	Min	FG	FGA	Pct	3FG	3A	Pct	FT	FTA	Pct	O	D	Tot	Avg	PF	FO	A	To	Blk	Stl	Pts	Avg
RICE	11/05/19	*	32	10	18	.556	4	11	.364	0	0	.000	0	5	5	5.0	1	0	7	5	0	0	24	24.0
NORTH TEXAS	11/12/19	*	38	5	9	.556	4	6	.667	2	2	1.000	0	3	3	4.0	0	0	2	3	1	3	16	20.0
MONTANA	11/16/19	*	37	2	13	.154	2	9	.222	3	5	.600	0	5	5	4.3	1	0	2	0	0	0	9	16.3
TEXAS SOUTHERN	11/19/19	*	37	9	20	.450	6	13	.462	9	11	.818	3	1	4	4.3	2	0	1	1	0	5	33	20.5
SOUTH DAKOTA	11/22/19	*	35	2	10	.200	1	6	.167	0	0	.000	2	3	5	4.4	2	0	5	1	0	0	5	17.4
at Georgia Tech	11/25/19	*	43	4	15	.267	3	11	.273	2	2	1.000	0	9	9	5.2	3	0	1	1	0	6	13	16.7
NORTHERN KY	11/30/19	*	39	2	11	.182	2	10	.200	4	5	.800	0	0	0	4.4	1	0	4	3	0	0	10	15.7
AUSTIN PEAY	12/03/19	*	39	4	14	.286	3	10	.300	5	5	1.000	2	4	6	4.6	1	0	1	3	0	2	16	15.8
at Western Kentucky	12/07/19	*	42	6	15	.400	5	14	.357	1	3	.333	1	3	4	4.6	1	0	2	5	1	0	18	16.0
TULSA	12/14/19	*	28	8	14	.571	4	10	.400	0	0	.000	0	3	3	4.4	4	0	1	0	1	3	20	16.4
vs Valparaiso	12/21/19	*	38	5	16	.313	5	14	.357	6	7	.857	0	7	7	4.6	2	0	1	1	1	1	21	16.8
at Indiana	12/29/19	*	39	7	20	.350	6	17	.353	4	4	1.000	1	4	5	4.7	0	0	0	2	0	0	24	17.4
TEXAS A&M	01/04/20	*	39	6	14	.429	5	12	.417	0	0	.000	1	4	5	4.7	2	0	2	1	0	2	17	17.4
at LSU	01/08/20	*	31	4	13	.308	2	9	.222	3	4	.750	1	2	3	4.6	2	0	1	1	0	2	13	17.1
at Ole Miss	01/11/20	*	39	11	18	.611	7	13	.538	5	5	1.000	0	4	4	4.5	0	0	2	2	2	2	34	18.2
VANDERBILT	01/15/20	*	32	4	12	.333	4	11	.364	0	0	.000	0	4	4	4.5	1	0	3	0	0	1	12	17.8
KENTUCKY	01/18/20	*	37	4	14	.286	3	11	.273	2	2	1.000	2	3	5	4.5	2	0	0	1	0	2	13	17.5
at Mississippi St.	01/22/20	*	36	2	13	.154	1	8	.125	0	0	.000	0	7	7	4.7	4	0	3	3	0	1	5	16.8
TCU	01/25/20	DNP	-	Inj																				
SOUTH CAROLINA	01/29/20	36	5	16	.313	5	14	.357	1	2	.500	0	1	1	4.5	1	0	0	2	0	1	16	16.8	
at Alabama	02/01/20	* 21	0	3	.000	0	3	.000	0	0	.000	0	1	1	4.3	2	0	0	0	0	0	0	0	16.0
AUBURN	02/04/20	DNP	-	Inj																				
at Missouri	02/08/20	DNP	-	Inj																				
at Tennessee	02/11/20	DNP	-	Inj																				
MISSISSIPPI ST.	02/15/20	DNP	-	Inj																				
Totals		19	718	100	278	.360	72	212	.340	47	57	.825	13	73	86	4.3	32	0	38	35	6	30	319	16.0

ISAIAH JOE CAREER STATISTICS

Year	GP	GS	Min	Avg	FG	FGA	Pct	3FG	3FGA	Pct	FT	FTA	Pct	Off	Def	Tot	Avg	PF	FO	Ast	TO	Blk	Stl	Pts	Avg
2018-19	34	34	1024	30.1	148	358	.413	113	273	.414	62	82	.756	21	73	94	2.8	64	0	58	42	5	51	471	13.9
2019-20	20	19	718	35.9	100	278	.360	72	212	.340	47	57	.825	13	73	86	4.3	32	0	38	35	6	30	319	16.0
TOTAL	54	53	1742	32.3	248	636	.390	185	485	.381	109	139	.784	34	146	180	3.3	96	0	96	77	11	81	790	14.6



• PERSONAL BESTS •

POINTS	SEC ONLY
Season: 34 at Ole Miss (01/11/20)	34 at Ole Miss (01/11/20)
Career: 34 (2x) last at Ole Miss (01/11/20)	34 at Ole Miss (01/11/20)
FG MADE	SEC ONLY
Season: 11 at Ole Miss (01/11/20)	11 at Ole Miss (01/11/20)
Career: 11 (2x) last at Ole Miss (01/11/20)	11 at Ole Miss (01/11/20)
FG ATTEMPTED	SEC ONLY
Season: 20 (2x) last at Indiana (12/29/19)	18 at Ole Miss (01/11/20)
Career: 20 (2x) last at Indiana (12/29/19)	18 (2x) last at Ole Miss (01/11/20)
3-POINT FG MADE	SEC ONLY
Season: 7 at Ole Miss (01/11/20)	7 at Ole Miss (01/11/20)
Career: 10 vs. FIU (12/01/18)	7 (2x) last at Ole Miss (01/11/20)
3-PT FG ATTEMPTS	SEC ONLY
Season: 17 at Indiana (12/29/19)	14 vs South Carolina (01/29/20)
Career: 17 at Indiana (12/29/19)	14 (2x) last vs USC (01/20/20)
FT MADE	SEC ONLY
Season: 9 vs TX Southern (11/19/19)	5 at Ole Miss (01/11/20)
Career: 9 vs TX Southern (11/19/19)	8 vs Texas A&M (02/23/19)
FT ATTEMPTED	SEC ONLY
Season: 11 vs TX Southern (11/19/19)	5 at Ole Miss (01/11/20)
Career: 11 vs TX Southern (11/19/19)	9 vs Texas A&M (02/23/19)
REBOUNDS	SEC ONLY
Season: 9 at Georgia Tech (11/25/19)	9 at Ole Miss (01/22/20)
Career: 9 at Georgia Tech (11/25/19)	7 at Miss State (01/22/20)
ASSISTS	SEC ONLY
Season: 7 vs Rice (11/05/19)	3 (2x) last at Miss State (01/22/20)
Career: 7 vs Rice (11/05/19)	5 vs Vanderbilt (02/05/19)
STEALS	SEC ONLY
Season: 6 at Georgia Tech (11/25/19)	2 (4x) last vs Kentucky (01/18/20)
Career: 6 (2x) last at Ga Tech (11/25/19)	6 vs Alabama (03/09/19)
BLOCKED SHOTS	SEC ONLY
Season: 2 at Ole Miss (01/11/20)	2 at Ole Miss (01/11/20)
Career: 2 (2x) last at Ole Miss (01/11/20)	2 (2x) last at Ole Miss (01/11/20)
MINUTES	SEC ONLY
Season: 43:07 at Georgia Tech (11/25/19)	38:59 vs Texas A&M (01/04/20)
Career: 43:07 at Georgia Tech (11/25/19)	38:59 vs Texas A&M (01/04/20)

2

ADRIO BAILEY

F • Sr. • 6-6 • 217

Clarence, La. || Lakeview HS

DOUBLE-DOUBLES (1)

11/16/19 • MONTANA 12 pts 11 reb

• Represents Arkansas on the SEC Men's Basketball Leadership Council and member of the Arkansas Student-Athlete Advisory Committee ... **Named to the 2019 SEC Community Service Team.**

• Blocks 38 82nd NCAA 6th SEC • Blocks/Gm 1.52 83rd NCAA 6th SEC
• Steals 34 -- 10th-SEC • Steals/Gm 1.36 -- 13th SEC

• Has at least one blocked shot in 22-of-25 games this season and at least one steal 17 times.

• **Leads the team in deflections with 111 deflections (9 vs Valpo & Auburn / 8 vs South Dakota & @ LSU)**

• Was 2-of-12 from 3-point range last season (and career) ... **Is 12-of-26 (.462) from deep this season.**

• **For his career in SEC play, has made 9 3-pointers; 8 in 2020** (1-of-6 in 2019 and 8-of-16 in 2020)

^ 1 each at LSU '19, at LSU '20, vs Kentucky '20, vs Auburn '20 at Mizzou '20

^ 2 each at Tennessee '20 and vs Miss State '20

2019-20 HIGHLIGHTS:


- Pulled down a **then career-high** nine rebounds and tied **then career-high** with three steals versus Rice.
- Had a **career-high four steals** versus North Texas.
- Recorded **first career double-double** with 12 points and **career-high 11 rebounds** in the win over Montana.
- Accounted for five of Arkansas' 10 blocked shots vs. Texas Southern ... The five rejections **tied a career high.**
- For the four games of the Collegiate Hoops Roadshow, averaged 6.8 points and 5.3 rebounds ... Led the team with seven blocked shots and hit two free throws with 11 seconds left versus Northern Kentucky to put the Hogs up four and seal the win.
- Scored 10 points vs Valpo, making 2-of-3 from 3-pt range (entered fame with just two treys for the year and four for his career) ... Had five rebounds, three steals and nine deflections ... **Tied a career high with five blocked shots**, including a one to secure the win with 43 seconds left.
- Played 33 minutes at Indiana ... Only scored three points, but had a team-best eight rebounds and team-best six deflections with a steal and two blocked shots ... Held big man Trayce Jackson-Davis, who scored 20 points, to just four second-half points zero field goal attempts the final nine minutes ... **"Give them credit to for the adjustment. They switched to No. 2 (Bailey) to guard me. He was a lot bigger and stronger. It was a good adjustment," Jackson-Davis said.**
- Had four blocked shots at LSU and played over 30 minutes - both career-highs in SEC play
- Versus Kentucky, registered three steals and two blocked shots with five rebounds and an early 3-pointer.
- Bounced backs from a tough outing at Alabama (0 pts, 1 reb) to have **his best game versus SEC competition vs Auburn** ... Had **SEC career highs in points (11), rebounds (7) and minutes (34:57)** with an assist, blocked shot and two steals.
- Just missed SEC career high with 10 points at Mizzou, going 3-of-3 from the field and 1-1 for 3PT.
- Was 2-of-3 from 3-point range in back-to-back games (at Tennessee and vs Miss State).

ADRIO BAILEY 2019-20 GAME STATS

Opponent	Date	GS	Min	FG	FGA	Pct	3FG	3A	Pct	FT	FTA	Pct	O	D	Tot	Avg	PF	FO	A	TO	Blk	Stl	Pts	Avg
RICE	11/05/19	*	21	4	7	.571	0	0	.000	0	0	.000	2	7	9	9.0	3	0	1	3	1	3	8	8.0
NORTH TEXAS	11/12/19	*	28	3	4	.750	1	2	.500	1	2	.500	2	3	5	7.0	1	0	0	1	1	4	8	8.0
MONTANA	11/16/19	*	31	4	7	.571	0	1	.000	4	6	.667	5	6	11	8.3	4	0	1	1	1	0	12	9.3
TEXAS SOUTHERN	11/19/19	*	17	2	6	.333	0	1	.000	0	0	.000	1	3	4	7.3	3	0	3	0	5	1	4	8.0
SOUTH DAKOTA	11/22/19	*	21	3	7	.429	1	11	.000	0	0	.000	0	3	3	6.4	4	0	0	1	1	3	7	7.8
at Georgia Tech	11/25/19	*	32	3	5	.600	0	0	.000	2	2	1.000	0	2	2	5.7	3	0	3	3	1	2	8	7.8
NORTHERN KY	11/30/19	*	19	1	5	.200	0	1	.000	2	3	.667	1	2	3	5.3	0	0	1	3	0	1	4	7.3
AUSTIN PEAY	12/03/19	*	18	1	1	1.000	0	0	.000	2	2	1.000	0	2	2	4.9	2	0	2	0	2	2	4	6.9
at Western Kentucky	12/07/19	*	30	3	6	.500	0	1	.000	1	2	.500	2	2	4	4.8	4	0	0	0	1	0	7	6.9
TULSA	12/14/19	*	19	3	5	.600	0	0	.000	2	4	.500	1	2	3	4.6	3	0	0	2	2	2	8	7.0
vs Valparaiso	12/21/19	*	27	3	5	.600	2	3	.667	2	5	.400	1	4	5	4.6	1	0	0	1	5	3	10	7.3
at Indiana	12/29/19	*	32	1	6	.167	0	0	.000	1	2	.500	3	5	8	4.9	2	0	0	1	2	1	3	6.9
TEXAS A&M	01/04/20	*	18	1	2	.500	0	0	.000	0	0	.000	0	1	1	4.6	4	0	0	1	1	0	2	6.5
at LSU	01/08/20	*	29	3	5	.600	1	2	.500	1	1	1.000	1	6	7	4.8	4	0	0	1	4	1	8	6.6
at Ole Miss	01/11/20	*	25	3	6	.500	0	1	.000	2	2	1.000	0	5	5	4.8	4	0	1	0	2	0	8	6.7
VANDERBILT	01/15/20	*	18	0	3	.000	0	0	.000	3	7	.429	1	4	5	4.8	5	1	0	1	1	0	3	6.5
KENTUCKY	01/18/20	*	24	2	5	.400	1	3	.333	1	6	.167	1	4	5	4.8	3	0	2	0	2	3	6	6.5
at Mississippi St.	01/22/20	*	20	3	5	.600	0	1	.000	0	2	.000	1	3	4	4.8	4	0	0	1	1	0	6	6.4
TCU	01/25/20	*	34	3	5	.600	0	0	.000	1	1	1.000	2	4	6	4.8	4	0	0	1	1	1	7	6.5
SOUTH CAROLINA	01/29/20	*	13	2	4	.500	0	0	.000	0	0	.000	0	2	2	4.7	4	0	0	3	1	0	4	6.4
at Alabama	02/01/20	*	6	0	3	.000	0	0	.000	0	0	.000	1	0	1	4.5	0	0	0	1	0	0	0	6.0
AUBURN	02/04/20	*	35	5	6	.833	1	2	.500	0	2	.000	1	6	7	4.6	4	0	1	1	1	2	11	6.3
at Missouri	02/08/20	*	29	3	3	1.000	1	1	1.000	3	5	.600	1	2	3	4.6	5	1	1	4	1	2	10	6.4
at Tennessee	02/11/20	*	20	2	4	.500	2	3	.667	0	0	.000	0	3	3	4.5	5	1	0	1	0	2	6	6.4
MISSISSIPPI ST.	02/15/20	*	28	4	8	.500	2	3	.667	0	0	.000	2	2	4	4.5	3	0	1	4	1	1	10	6.6
Totals			24	594	62	123	.504	12	26	.462	28	54	.519	29	83	112	4.5	79	3	17	35	38	164	6.6

• PERSONAL BESTS •

POINTS	SEC ONLY
Season: 12 vs Montana (11/16/19)	11 vs Auburn (02/04/20)
Career: 20 vs. UC Davis (11/12/18)	11 vs Auburn (02/04/20)
FG MADE	SEC ONLY
Season: 5 vs Auburn (02/04/20)	5 vs Auburn (02/04/20)
Career: 7 (2x), last vs. Samford (11/10/17)	5 (3x) last vs Auburn (02/04/20)
FG ATTEMPTED	SEC ONLY
Season: 8 vs Mississippi State (02/15/20)	8 vs Mississippi State (02/15/20)
Season: 9 at Tennessee (01/15/19)	9 at Tennessee (01/15/19)
3-POINT FG MADE	SEC ONLY
Season: 2 (3x) last vs Miss State (02/15/20)	2 (2x) last vs Miss State (02/15/20)
Career: 2 (3x) last vs Miss State (02/15/20)	2 (2x) last vs Miss State (02/15/20)
3-PT FG ATTEMPTS	SEC ONLY
Season: 2 (4x) last vs Miss State (02/15/20)	2 (3x) last vs Miss State (02/15/20)
Career: 2 (4x) last vs Miss State (02/15/20)	2 (3x) last vs Miss State (02/15/20)
FT MADE	SEC ONLY
Season: 4 vs Montana (11/16/19)	3 (2x) last at Missouri (02/08/20)
Career: 9 vs. UC Davis (11/12/18)	3 (3x) last at Missouri (01/08/20)
FT ATTEMPTED	SEC ONLY
Season: 6 (2x) last vs Kentucky (01/18/20)	7 vs Vanderbilt (01/15/20)
Career: 11 vs. UC Davis (11/12/18)	7 vs Vanderbilt (01/15/20)
REBOUNDS	SEC ONLY
Season: 11 vs Montana (11/16/19)	7 vs Auburn (02/04/20)
Career: 11 vs Montana (11/16/19)	7 vs Auburn (02/04/20)
ASSISTS	SEC ONLY
Season: 3 at Georgia Tech (11/25/19)	2 vs Kentucky (01/18/20)
Career: 3 (4x), last at Ga Tech (11/25/19)	3 (3x), last vs. LSU (01/12/19)
STEALS	SEC ONLY
Season: 4 vs North Texas (11/12/19)	3 vs Kentucky (01/18/20)
Career: 4 vs North Texas (11/12/19)	3 (2x) last vs Kentucky (01/18/20)
BLOCKED SHOTS	SEC ONLY
Season: 5 (2x) last vs Valpo (12/21/19)	4 at LSU (01/08/20)
Career: 5 (3x) last vs Valpo (12/21/19)	4 at LSU (01/08/20)
MINUTES	SEC ONLY
Season: 34:57 vs Auburn (02/04/20)	34:57 vs Auburn (02/04/20)
Career: 35:00 vs Texas (11/09/18)	34:57 vs Auburn (02/04/20)



ADRIO BAILEY CAREER STATISTICS

Year	GP	GS	Min	Avg	FG	FGA	Pct	3FG	3FGA	Pct	FT	FTA	Pct	Off	Def	Tot	Avg	PF	FO	Ast	TO	Blk	Stl	Pts	Avg
2016-17	27	2	200	7.4	22	39	.564	0	0	.000	6	19	.316	13	22	35	1.3	29	0	7	11	7	14	50	1.9
2017-18	31	16	439	14.2	53	98	.541	0	0	.000	20	33	.606	29	50	79	2.5	59	1	17	18	23	15	126	4.1
2018-19	34	26	634	18.6	76	171	.444	2	12	.167	36	57	.632	27	74	101	3.0	89	2	25	27	25	25	190	5.6
2019-20	25	24	594	23.8	62	123	.504	12	26	.462	28	54	.519	29	83	112	4.5	79	3	17	35	38	34	164	6.6
TOTAL	117	68	1867	16.0	213	431	.494	14	38	.368	90	163	.552	98	229	327	2.8	256	6	66	91	93	88	530	4.5

3 DESI SILLS

G • So. • 6-1 • 196
Jonesboro, Ark. || Jonesboro HS

- Although he did not have enough attempts to qualify for NCAA/SEC last season, led the team in 3PT% (.460).
- Despite shooting 27.5% from 3-pt for the season, **SHOOTING A TEAM-BEST 41.2% (14-of-34) FROM "3" OVER THE LAST 7.**

SILLS WITH ISAIAH JOE OUT:	TCU	18 pts	3-3 3PT	Season # w/ Joe:	9.1 ppg
	Auburn	16 pts	4-6 3PT		20.7% 3PT (17-82)
	at Missouri	12 pts	2-6 3PT	5 gms w/out Joe:	14.0 ppg
	at Tennessee	11 pts	2-8 3PT		48.1% 3PT (13-27)
	vs Miss State	15 pts	2-4 3PT		

- Named **Collegiate Hoops Roadshow All-Tournament** ... Scored 17 points in the finale versus Northern Kentucky and had five steals over the four games.

2019-20 HIGHLIGHTS:

- Tied for the team lead with six rebounds versus North Texas ... Added his **first career blocked shot**.
- Scored 10 points, including eight in the first half, vs. Texas Southern.
- Pumped in 11 points at Georgia Tech, including three shots at the rim over one of the nation's top shot blockers James Banks III ... Led team with season-high four assists while grabbing four rebounds.
- Led the team for the first time in his career in scoring as he pumped in a **career-high 20 points** at Western Kentucky ... Was 7-of-11 from the field, making three 3's ... **Scored 18 of his 20 in the second half** (6-of-6 from the field, 3-of-3 from 3PT and 3-of-3 at the free throw line).
- Scored 10 at Indiana, hitting a key trey late in the game to get the Hogs to within two (61-59) ... Added five rebounds.
- Scored 13 versus Texas A&M - 11 in the first half ... Added four rebounds and two steals ... Hit a trey as time expired in the first half ... Singled out by Aggie head coach Buzz Williams for his "pesky" play.
- Scored nine in playing a regulation career-high 35:23 at Ole Miss ... Hit a shot in the lane with 3:56 left to tied the game (68-68) ... Drew seven fouls in the game.
- Grabbed a **career-high seven rebounds** versus Vanderbilt, adding 13 points, two assists and two steals.
- With Isaiah Joe out with injury, had **best game versus TCU** ... Scored 18 points in his first game coming off the bench this season ... Was 7-of-8 from the field, including 3-of-3 from 3-point range ... Added two steals ... Was team's Player of the Game.
- Had a sneaky really good game at Alabama, playing an SEC career-high 39:07 minutes and tying a career-high with three steals ... Only scored seven points, but the were all big ... Down 12-0, he got Arkansas on the board with a layup at 16:34 ... Drained a 3-pointer at 7:41 to Arkansas to within one, 22-21 at 7:41 ... Got a steal that led to two made free throws for a six-point lead (30-24 at 4:22) ... In the second half, had a steal at 13:46 and one at 9:01 as Arkansas would go up seven (64-57).
- Stepped up big again with Isaiah Joe's absence ... Had **best career SEC game versus Auburn** ... 14 points, making career-high four 3's with a career-high four steals while playing a career-high 40:50.
- Tied SEC career-high with 15 points** vs Miss State (2-of-4 from 3PT and 3-of-3 FT) ... Hit a 3-pointer to give Arkansas a 75-72 lead to cap a 36-16 run in erasing a 17-point, second-half deficit.

DESI SILLS 2019-20 GAME STATS

Opponent	Date	GS	Min	FG	FGA	Pct	3FG	3A	Pct	FT	FTA	Pct	O	D	Tot	Avg	PF	FO	A	T	Blk	Stl	Pts	Avg	
RICE	11/05/19	*	29	4	8	.500	0	3	.000	0	0	.000	0	1	1	1.0	3	0	2	3	0	1	8	8.0	
NORTH TEXAS	11/12/19	*	34	3	8	.375	0	4	.000	3	5	.600	0	6	6	3.5	2	0	1	2	1	1	9	8.5	
MONTANA	11/16/19	*	25	2	8	.250	0	4	.000	1	2	.500	1	2	3	3.3	4	0	0	3	0	2	5	7.3	
TEXAS SOUTHERN	11/19/19	*	30	4	15	.267	0	5	.000	2	2	1.000	2	0	2	3.0	2	0	2	1	0	1	10	8.0	
SOUTH DAKOTA	11/22/19	*	24	2	8	.250	1	6	.167	1	1	1.000	0	4	4	3.2	2	0	1	3	0	0	6	7.6	
at Georgia Tech	11/25/19	*	39	5	9	.556	1	3	.333	0	0	.000	2	2	4	3.3	4	0	4	2	0	1	11	8.2	
NORTHERN KY	11/30/19	*	39	7	15	.467	0	5	.000	3	5	.600	0	4	4	3.4	3	0	1	2	1	2	17	9.4	
AUSTIN PEAY	12/03/19	*	24	3	6	.500	2	5	.400	0	0	.000	0	1	1	3.1	4	0	1	1	0	2	8	9.3	
at Western Kentucky	12/07/19	*	36	7	11	.636	3	7	.429	3	3	1.000	0	1	1	2.9	4	0	0	3	0	2	20	10.4	
TULSA	12/14/19	*	30	3	10	.300	2	8	.250	1	4	.250	0	0	0	2.6	2	0	3	1	1	0	9	10.3	
vs Valparaiso	12/21/19	*	20	1	4	.250	1	3	.333	1	2	.500	1	4	5	2.8	0	0	0	1	1	1	4	9.7	
at Indiana	12/29/19	*	31	3	9	.333	2	4	.500	2	2	1.000	0	5	5	3.0	5	1	1	0	0	1	10	9.8	
TEXAS A&M	01/04/20	*	30	4	9	.444	1	4	.250	4	6	.667	1	3	4	3.1	3	0	1	0	0	2	13	10.0	
at LSU	01/08/20	*	32	2	7	.286	1	6	.167	3	3	1.000	1	1	2	3.0	1	0	1	1	0	1	8	9.9	
at Ole Miss	01/11/20	*	33	4	8	.500	0	1	.000	1	2	.500	1	2	3	3.0	2	0	0	0	0	0	9	9.8	
VANDERBILT	01/15/20	*	36	6	9	.667	1	2	.500	0	0	.000	0	7	7	3.3	3	0	2	0	0	2	13	10.0	
KENTUCKY	01/18/20	*	26	1	6	.167	1	3	.333	1	2	.500	1	1	2	3.2	5	1	1	1	0	0	4	9.6	
at Mississippi St.	01/22/20	*	18	1	4	.250	0	2	.000	0	0	.000	0	1	1	3.1	2	0	2	0	0	0	2	9.2	
TCU	01/25/20	*	34	7	8	.875	3	3	1.000	1	2	.500	0	2	2	3.0	4	0	1	2	0	2	18	9.7	
SOUTH CAROLINA	01/29/20	*	29	2	6	.333	0	3	.000	5	8	.625	0	3	3	3.0	4	0	1	1	0	0	9	9.7	
at Alabama	02/01/20	*	39	2	6	.333	1	4	.250	2	2	1.000	0	1	1	2.9	3	0	2	3	0	3	7	9.5	
AUBURN	02/04/20	*	40	4	10	.400	4	6	.667	2	4	.500	0	1	1	2.8	5	1	2	2	0	4	14	9.7	
at Missouri	02/08/20	*	33	4	10	.400	2	6	.333	2	3	.667	1	3	4	2.9	4	0	1	1	0	0	12	9.8	
at Tennessee	02/11/20	*	34	2	14	.143	2	8	.250	5	8	.625	2	2	4	2.9	4	0	0	3	0	0	11	9.9	
MISSISSIPPI ST.	02/15/20	*	36	5	10	.500	2	4	.500	3	3	1.000	1	2	3	2.9	1	0	2	2	0	1	15	10.1	
Totals			23	781	88	218	.404	30	109	.275	46	69	.667	14	59	73	2.9	76	3	32	38	4	29	252	10.1

DESI SILLS CAREER STATISTICS

Year	GP	GS	Min	Avg	FG	FGA	Pct	3FG	3FGA	Pct	FT	FTA	Pct	Off	Def	Tot	Avg	PF	FO	Ast	TO	Blk	Stl	Pts	Avg
2018-19	34	8	576	16.9	55	125	.440	29	63	.460	40	57	.702	12	31	43	1.3	68	2	58	53	0	21	179	5.3
2019-20	25	23	781	31.2	88	218	.404	30	109	.275	46	69	.667	14	59	73	2.9	76	3	32	38	4	29	252	10.1
TOTAL	59	31	1357	23.0	143	343	.417	59	172	.343	86	126	.683	26	90	116	2.0	144	5	90	91	4	50	431	7.3

PERSONAL BESTS

POINTS	SEC ONLY
Season: 20 at Western Kentucky (12/07/19)	15 vs Mississippi State (02/15/20)
Career: 20 at Western Kentucky (12/07/19)	15 (2x) last vs Miss State (02/15/20)
FG MADE	SEC ONLY
Season: 7 (3x) last vs TCU (01/20/20)	6 vs Vanderbilt (01/15/20)
Career: 7 (3x) last vs TCU (01/20/20)	6 vs Vanderbilt (01/15/20)
FG ATTEMPTED	SEC ONLY
Season: 15 (2x) last v Northern Ky (11/30/19)	14 at Tennessee (02/11/20)
Career: 15 (2x) last v Northern Ky (11/30/19)	14 at Tennessee (02/11/20)
3-POINT FG MADE	SEC ONLY
Season: 4 vs Auburn (02/04/20)	4 vs Auburn (02/04/20)
Career: 4 (2x) last vs Auburn (02/04/20)	4 vs Auburn (02/04/20)
3-PT FG ATTEMPTS	SEC ONLY
Season: 8 (2x) last at Tennessee (02/11/20)	8 at Tennessee (02/11/20)
Career: 8 (2x) last at Tenn (02/11/20)	8 at Tennessee (02/11/20)
FT MADE	SEC ONLY
Season: 5 (2x) last at Tennessee (02/11/20)	5 (2x) last at Tennessee (02/11/20)
Career: 5 (3x) last at Tenn (02/11/20)	5 (3x) last at Tenn (02/11/20)
FT ATTEMPTED	SEC ONLY
Season: 8 (2x) last at Tennessee (02/11/20)	8 (2x) last at Tennessee (02/11/20)
Career: 8 (3x) last at Tenn (02/11/20)	8 (3x) last at Tenn (02/11/20)
REBOUNDS	SEC ONLY
Season: 7 vs Vanderbilt (01/15/20)	7 vs Vanderbilt (01/15/20)
Career: 7 vs Vanderbilt (01/15/20)	7 vs Vanderbilt (01/15/20)
ASSISTS	SEC ONLY
Season: 4 at Georgia Tech (11/25/19)	2 (3x) last vs Miss State (02/15/20)
Career: 6 vs. FIU (12/01/18)	5 vs. LSU (01/12/19)
STEALS	SEC ONLY
Season: 4 vs Auburn (02/04/20)	4 vs Auburn (02/04/20)
Career: 4 vs Auburn (02/04/20)	4 vs Auburn (02/04/20)
BLOCKED SHOTS	SEC ONLY
Season: 1 (4x) last vs Valpo (12/21/19)	--
Career: 1 (4x) last vs Valpo (12/21/19)	--
MINUTES	SEC ONLY
Season: 40:50 vs Auburn (02/04/20)	40:50 vs Auburn (02/04/20)
Career: 40:50 vs Auburn (02/04/20)	40:50 vs Auburn (02/04/20)



5

JALEN HARRIS

G • Jr. • 6-2 • 166

Wilson, N.C. || Word of God Christian Academy

DOUBLE-DOUBLES (2)

11/21/18 • MONTANA ST 11 pts 11 asst
12/15/18 • vs UTSA 11 pts 10 asst

Played his freshman season at the University of New Mexico, sat out as transfer at Arkansas in 2017-18.

• In 90 career games, has two with double-digit assists and 25 with at least 5 (20 at ARK, 1 at UNM) ... **49 of his 90 career games has 1 turnover or fewer** (29 at ARK, 20 at UNM) including **21 with zero** (14 at ARK, 7 at UNM).

• **DID NOT COMMIT A TURNOVER IN THE FIRST FOUR SEC GAMES (81:26 minutes)** with 12 assists, including 5 vs Texas A&M and 5 vs Vanderbilt ... Streak ended with two turnovers versus Kentucky.

• **Overall, has not committed a turnover in 6 of 12 SEC games and logged 305 minutes in SEC play with just 12 turnovers.**

• **Has 250 assists as a Razorback ... 21st on the school's all-time list.**

LAST SEASON

• 15th in NCAA • 2nd in the SEC in assist-to-turnover ratio (2.86) – 189 assists vs 67 turnovers

• His 189 assists ranked seventh on the school's single-season list ... The 189 assists are the most in a season by a Razorback sophomore.

2019-20 HIGHLIGHTS:

• Only made eight 3's in 2018-19, but was 2-of-2 from beyond the arc in the season-opening win versus Rice ... Added three steals.

• Led the team with five assists vs Texas Southern and Northern Kentucky ... Adding five rebounds vs TX SOU and played over 35 minutes off the bench vs NKU.

• In the four games of the Collegiate Hoops Roadshow, tied for the team lead with 12 assists and six steals.

• Part of the 5-guard lineup over the last eight minutes vs Texas A&M ... For the game, had five assists, zero turnovers, four rebounds, two steals and 4-of-4 at the free throw line.

• Got first start of the season versus TCU and responded with a **season-high six assists** with seven points and four rebounds.

• Scored a **season-high 11 points at Alabama** ... Of the 11, scored five straight as part of an 11-1 run that saw the Hogs go from down three top up seven with 1:20 left ... His personal 5-0 run consisted of two free throws for tie and go up one, then hit a 3-pointer ... Also, clinging to a 3-point lead with 21 seconds left, drained two free throws for a 5-point cushion.

JALEN HARRIS 2019-20 GAME STATS

Opponent	Date	GS	Min	FG	FGA	Pct	3FG	3A	Pct	FT	FTA	Pct	O	D	Tot	Avg	PF	FO	A	TO	Blk	Stl	Pts	Avg
RICE	11/05/19	22	3	4	.750	2	2	1.000	2	4	.500	0	4	4	4.0	4	0	1	2	1	3	10	10.0	
NORTH TEXAS	11/12/19	18	0	2	.000	0	2	.000	2	2	1.000	0	0	0	2.0	4	0	1	1	1	0	2	6.0	
MONTANA	11/16/19	25	1	1	1.000	1	1	1.000	2	2	1.000	1	0	1	1.7	2	0	0	0	0	4	5	5.7	
TEXAS SOUTHERN	11/19/19	24	1	4	.250	0	3	.000	0	0	.000	0	5	5	2.5	3	0	5	3	0	1	2	4.8	
SOUTH DAKOTA	11/22/19	23	2	5	.400	0	2	.000	4	4	1.000	0	1	1	2.2	1	0	2	0	0	0	8	5.4	
at Georgia Tech	11/25/19	8	0	2	.000	0	1	.000	0	0	.000	0	0	0	1.8	1	0	1	1	0	0	0	4.5	
NORTHERN KY	11/30/19	35	1	4	.250	1	2	.500	2	2	1.000	0	4	4	2.1	1	0	5	2	0	1	5	4.6	
AUSTIN PEAY	12/03/19	32	2	4	.500	2	4	.500	0	0	.000	1	3	4	2.4	1	0	3	6	1	0	6	4.8	
at Western Kentucky	12/07/19	23	3	8	.375	1	4	.250	2	3	.667	0	1	1	2.2	3	0	2	1	0	1	9	5.2	
TULSA	12/14/19	23	1	1	1.000	0	0	.000	2	2	1.000	1	2	3	2.3	4	0	3	2	1	1	4	5.1	
vs Valparaiso	12/21/19	32	2	4	.500	0	2	.000	0	1	.000	1	5	6	2.6	2	0	3	2	1	1	4	5.0	
at Indiana	12/29/19	18	0	1	.000	0	1	.000	0	1	.000	0	1	1	2.5	3	0	1	1	0	1	0	4.6	
TEXAS A&M	01/04/20	31	1	4	.250	0	2	.000	4	4	1.000	0	4	4	2.6	2	0	5	0	0	2	6	4.7	
at LSU	01/08/20	20	1	5	.200	0	1	.000	0	0	.000	0	1	1	2.5	3	0	2	0	0	2	2	4.5	
at Ole Miss	01/11/20	10	0	1	.000	0	1	.000	0	0	.000	1	1	2	2.5	4	0	1	0	0	0	0	4.2	
VANDERBILT	01/15/20	19	1	3	.333	0	1	.000	0	0	.000	1	1	2	2.4	1	0	4	0	0	0	2	4.1	
KENTUCKY	01/18/20	28	2	6	.333	2	4	.500	0	0	.000	0	2	2	2.4	3	0	1	2	0	0	6	4.2	
at Mississippi St.	01/22/20	23	2	3	.667	0	1	.000	0	0	.000	0	0	0	2.3	4	0	2	0	1	1	4	4.2	
TCU	01/25/20 *	33	2	4	.500	1	2	.500	2	2	1.000	2	2	4	2.4	3	0	6	2	0	0	7	4.3	
SOUTH CAROLINA	01/29/20 *	26	1	2	.500	1	2	.500	1	4	.250	1	4	5	2.5	5	1	3	2	0	0	4	4.3	
at Alabama	02/01/20	31	3	4	.750	1	2	.500	4	5	.800	0	2	2	2.5	3	0	2	1	0	1	11	4.6	
AUBURN	02/04/20	33	2	9	.222	0	5	.000	3	4	.750	0	2	2	2.5	1	0	2	0	0	1	7	4.7	
at Missouri	02/08/20	40	2	5	.400	0	1	.000	3	4	.750	1	3	4	2.5	5	1	4	3	0	2	7	4.8	
at Tennessee	02/11/20 *	18	0	1	.000	0	0	.000	0	0	.000	0	2	2	2.5	1	0	0	3	0	2	0	4.6	
MISSISSIPPI ST.	02/15/20	26	0	2	.000	0	2	.000	0	0	.000	0	1	1	2.4	3	0	2	1	0	0	0	4.4	
Totals		3	621	33	89	.371	12	48	.250	33	44	.750	10	51	61	2.4	67	2	61	35	6	24	111	4.4

• PERSONAL BESTS •

POINTS

Season: 11 at Alabama (02/01/20)
Career: 17 at South Carolina (02/09/19)

SEC ONLY

11 at Alabama (02/01/20)
17 at South Carolina (02/09/19)

FG MADE

Season: 3 (2x) last at Alabama (02/01/20)
Career: 6 vs Western Ky. (12/08/18)

SEC ONLY

3 at Alabama (02/01/20)
5 (2x), last at USC (02/09/19)

FG ATTEMPTED

Season: 6 vs Kentucky (01/18/20)
Career: 16 at South Carolina (02/09/19)

SEC ONLY

6 vs Kentucky (01/18/20)
16 at South Carolina (02/09/19)

3-POINT FG MADE

Season: 2 (3x) last vs Kentucky (01/18/20)
Career: 2 (3x) last vs Kentucky (01/18/20)

SEC ONLY

2 vs Kentucky (01/18/20)
2 vs Kentucky (01/18/20)

3-PT FG ATTEMPTS

Season: 5 vs Auburn (02/04/20)
Career: 5 (2x) last vs Auburn (02/04/20)

SEC ONLY

5 vs Auburn (02/04/20)
5 vs Auburn (02/04/20)

FT MADE

Season: 4 (2x) last at Alabama (02/01/20)
Career: 8 vs. UTA (01/23/18)

SEC ONLY

4 (2x) last at Alabama (02/01/20)
7 at South Carolina (02/09/19)

FT ATTEMPTED

Season: 5 at Alabama (01/04/20)
Career: 11 (2x), last at TX A&M (01/05/19)

SEC ONLY

5 at Alabama (01/04/20)
11 at Texas A&M (01/05/19)

REBOUNDS

Season: 5 vs Texas Southern (11/19/19)
Career: 9 (2x), last vs FIU (12/01/18)

SEC ONLY

4 (2x) last at Missouri (02/08/20)
6 at Ole Miss (01/19/19)

ASSISTS

Season: 6 vs TCU (01/25/20)
Career: 12 at Colorado State (12/05/18)

SEC ONLY

5 vs Texas A&M (01/04/20)
10 at Missouri (02/12/19)

STEALS

Season: 4 vs Montana (11/12/19)
Career: 4 (2x) last vs Montana (11/16/19)

SEC ONLY

2 (2x) last at LSU (01/08/20)
3 vs. Missouri (01/23/19)

BLOCKED SHOTS

Season: 1 (6x) last at Miss State (01/22/20)
Career: 2 vs. Georgia (01/29/19)

SEC ONLY

1 at Miss State (01/22/20)
2 vs. Georgia (01/29/19)

MINUTES

Season: 35:15 vs Northern Ky (11/30/19)
Career: 39 vs. Texas (11/09/18)

SEC ONLY

32:53 vs Auburn (02/04/20)
36 at Texas A&M (01/05/19)

JALEN HARRIS CAREER STATISTICS

Year	GP	GS	Min	Avg	FG	FGA	Pct	3FG	3FGA	Pct	FT	FTA	Pct	Off	Def	Tot	Avg	PF	FO	Ast	TO	Blk	Stl	Pts	Avg
2016-17 (UNW)	31	18	639	20.6	47	107	.439	7	27	.259	38	51	.745	2	54	56	1.8	64	0	72	40	3	25	139	4.5
2017-18	- REDSHIRTED AT ARKANSAS																								
2018-19 (ARK)	34	34	1046	30.8	85	249	.341	8	69	.116	82	119	.689	18	80	98	2.9	75	1	189	66	6	38	260	7.6
2019-20 (ARK)	25	3	621	24.8	33	89	.371	12	48	.250	33	44	.750	10	51	61	2.4	67	2	61	35	6	24	111	4.4
TOTAL	90	55	2306	25.6	165	445	.371	27	144	.188	153	214	.715	30	185	215	2.4	206	3	322	141	15	87	510	5.7

12 TY STEVENS

G • Jr. • 6-2 • 180
Republic, Mo. || Republic HS

TY STEVENS 2019-20 GAME STATS

Opponent	Date	GS	Min	FG	FGA	Pct	3FG	3A	Pct	FT	FTA	Pct	O	D	Tot	Avg	PF	FO	A	TO	Blk	Stl	Pts	Avg
RICE	11/05/19	2		0	0	.000	0	0	.000	0	1	.000	0	0	0	0.0	0	0	0	0	0	0	0	0.0
NORTH TEXAS	11/12/19	DNP																						
MONTANA	11/16/19	DNP																						
TEXAS SOUTHERN	11/19/19	1		0	1	.000	0	0	.000	0	0	.000	0	0	0	0.0	0	0	0	0	0	0	0	0.0
SOUTH DAKOTA	11/22/19	DNP																						
at Georgia Tech	11/25/19	DNP																						
NORTHERN KY	11/30/19	DNP																						
AUSTIN PEAY	12/03/19	DNP																						
at Western Kentucky	12/07/19	DNP																						
TULSA	12/14/19	1		0	0	.000	0	0	.000	0	2	.000	0	0	0	0.0	0	0	0	0	0	0	0	0.0
vs Valparaiso	12/21/19	DNP																						
at Indiana	12/29/19	DNP																						
TEXAS A&M	01/04/20	DNP																						
at LSU	01/08/20	DNP																						
at Ole Miss	01/11/20	DNP																						
VANDERBILT	01/15/20	0+		0	0	.000	0	0	.000	0	0	.000	0	0	0	0.0	0	0	0	0	0	0	0	0.0
KENTUCKY	01/18/20	DNP																						
at Mississippi St.	01/22/20	DNP																						
TCU	01/25/20	DNP																						
SOUTH CAROLINA	01/29/20	DNP																						
at Alabama	02/01/20	DNP																						
AUBURN	02/04/20	DNP																						
at Missouri	02/08/20	0+		0	0	.000	0	0	.000	0	0	.000	0	0	0	0.0	0	0	0	0	0	0	0	0.0
at Tennessee	02/11/20	1		0	0	.000	0	0	.000	0	0	.000	0	0	0	0.0	0	0	0	0	0	0	0	0.0
MISSISSIPPI ST.	02/15/20	DNP																						
Totals		0	5		0	1	.000	0	0	.000	0	3	.000	0	0	0	0.0	0	0	0	0	0	0	0.0

PERSONAL BESTS

POINTS	SEC ONLY
Season:	
Career: 3 at Vanderbilt (03/06/19)	3 at Vanderbilt (03/06/19)
FG MADE	SEC ONLY
Season:	
Career: 1 at Vanderbilt (03/06/19)	1 at Vanderbilt (03/06/19)
FG ATTEMPTED	SEC ONLY
Season: 1 vs Texas Southern (11/19/19)	
Career: 1 (2x) last vs TX Southern (11/19/19)	1 at Vanderbilt (03/06/19)
3-POINT FG MADE	SEC ONLY
Season:	
Career: --	--
3-PT FG ATTEMPTS	SEC ONLY
Season:	
Career: --	--
FT MADE	SEC ONLY
Season:	
Career: 1 at Vanderbilt (03/06/19)	1 at Vanderbilt (03/06/19)
FT ATTEMPTED	SEC ONLY
Season: 1 vs Rice (11/05/19)	
Career: 2 vs Tulsa (12/14/19)	1 at Vanderbilt (03/06/19)
REBOUNDS	SEC ONLY
Season:	
Career: --	--
ASSISTS	SEC ONLY
Season:	
Career: --	--
STEALS	SEC ONLY
Season:	
Career: --	--
BLOCKED SHOTS	SEC ONLY
Season:	
Career: --	--
MINUTES	SEC ONLY
Season: 1:38 vs Rice (11/05/19)	0:35 at Tennessee (02/11/20)
Career: 1:38 vs Rice (11/05/19)	0:35 at Tennessee (02/11/20)

13 EMEKA OBUKWELU

F • Jr. • 6-8 • 222
Plano, Texas || Plano West HS

EMEKA OBUKWELU 2019-20 GAME STATS

Opponent	Date	GS	Min	FG	FGA	Pct	3FG	3A	Pct	FT	FTA	Pct	O	D	Tot	Avg	PF	FO	A	TO	Blk	Stl	Pts	Avg
RICE	11/05/19	1		0	0	.000	0	0	.000	0	0	.000	1	2	3	3.0	0	0	0	0	0	0	0	0.0
NORTH TEXAS	11/12/19	DNP																						
MONTANA	11/16/19	DNP																						
TEXAS SOUTHERN	11/19/19	DNP																						
SOUTH DAKOTA	11/22/19	DNP																						
at Georgia Tech	11/25/19	DNP																						
NORTHERN KY	11/30/19	DNP																						
AUSTIN PEAY	12/03/19	DNP																						
at Western Kentucky	12/07/19	DNP																						
TULSA	12/14/19	1		0	1	.000	0	1	.000	0	0	.000	0	0	0	1.5	0	0	0	0	0	0	0	0.0
vs Valparaiso	12/21/19	DNP																						
at Indiana	12/29/19	DNP																						
TEXAS A&M	01/04/20	DNP																						
at LSU	01/08/20	DNP																						
at Ole Miss	01/11/20	DNP																						
VANDERBILT	01/15/20	1		0	0	.000	0	0	.000	0	0	.000	0	0	0	1.0	0	0	0	0	0	0	0	0.0
KENTUCKY	01/18/20	DNP																						
at Mississippi St.	01/22/20	DNP																						
TCU	01/25/20	DNP																						
SOUTH CAROLINA	01/29/20	DNP																						
at Alabama	02/01/20	DNP																						
AUBURN	02/04/20	DNP																						
at Missouri	02/08/20	DNP																						
MISSISSIPPI ST.	02/15/20	DNP																						
Totals		0	3		0	1	.000	0	1	.000	0	0	.000	1	2	3	1.0	0	0	0	0	0	0	0.0

PERSONAL BESTS

POINTS	SEC ONLY
Season:	
Career: 43 vs Rhodes (12/03/17)	--
FG MADE	SEC ONLY
Season:	
Career: 20 vs Rhodes (12/03/17)	--
FG ATTEMPTED	SEC ONLY
Season:	
Career: 26 at LeTourneau (02/01/18)	--
3-POINT FG MADE	SEC ONLY
Season:	
Career: --	--
3-PT FG ATTEMPTS	SEC ONLY
Season:	
Career: 1 (2x) last at Hardin-Simmons (12/07/17)	--
FT MADE	SEC ONLY
Season:	
Career: 6 (2x) last at Louisiana Coll. (02/17/18)	--
FT ATTEMPTED	SEC ONLY
Season:	
Career: 10 at Willamette (11/18/16)	--
REBOUNDS	SEC ONLY
Season: 3 vs Rice (11/05/19)	2 at Tennessee (02/11/20)
Career: 20 vs Rhodes (12/03/17)	2 at Tennessee (02/11/20)
ASSISTS	SEC ONLY
Season:	
Career: 4 at Rust (01/19/17)	--
STEALS	SEC ONLY
Season:	
Career: 2 (2x) last at Louisiana Coll. (02/17/18)	--
BLOCKED SHOTS	SEC ONLY
Season:	
Career: 4 vs Belhaven (01/13/18)	--
MINUTES	SEC ONLY
Season: 1:05 vs Rice (11/05/19)	1:50 at Tennessee (02/11/20)
Career: 42 vs Louisiana College (01/11/18)	1:50 at Tennessee (02/11/20)

14

JAMARIO BELL

F • Sr. • 6-5 • 250

Junction City, Ark. || Junction City HS

• After playing his final football game as a Razorback (at Little Rock versus Missouri on Nov. 29), joined the basketball team for the Northern Kentucky game (Nov. 30).

• **Graduated Dec. 22, 2019 (Sport & Recreation Management).**

2019-20 BASKETBALL HIGHLIGHTS:

- First game action came vs Tulsa and he blocked a shot.
- Grabbed a rebound in his 33 seconds of game action vs Vanderbilt.
- Played 5:21 at Tennessee ... Recorded two blocked shots and a rebound.

HIGH SCHOOL BASKETBALL BIO

• Not only was Bell a highly recruited football player, was a highly touted basketball player ... Named to the **2015 USA TODAY All-Arkansas** second team with the likes of Malik Monk (Kentucky), KeVaughn Allen (Florida), Mitchell Smith (Missouri) and Javon Franklin (Auburn) making the 10-member team ... A two-time All-State selection, led Junction City to the 2A state championship game twice and was named to the 2015 2A All-State Tournament team ... Also helped the Dragons to the state semifinals as a sophomore ... His backboard-shattering dunk as a senior went viral on the internet (Also shattered a backboard in Arkansas' intramural gym) ... Played on the AAU circuit with the Arkansas Wings.

ARKANSAS FOOTBALL CAREER

- Bell came to Arkansas as a wide receiver ... Moved from defensive end, to tight end, to linebacker and back to defensive end during his career ... Finished with 37 tackles in two seasons, including 6.5 TFL, and had 4.5 sacks – all in 2019.
- **2019 (SR):** Played in 10 games at defensive end and started the final game versus Missouri ... Finished with 17 tackles and ranked second on the team with 4.5 sacks.
- **2018 (JR):** Played in 11 of 12 games during his junior season with the Razorbacks ... Recorded 20 tackles, 11 solo.
- **2017 (SO):** Missed the first 10 weeks of the season due to a foot injury sustained during fall camp ... Saw action on special teams in the last two games.
- **2016 (FR):** Moved from tight end to linebacker during 2017 spring workouts ... Did not see any game action.
- **2015 (FR):** Transitioned from defensive line to tight end during 2016 spring workouts ... Redshirted.
- **HIGH SCHOOL FOOTBALL:** A consensus four-star prospect ... Named to the Associated Press Arkansas Super Team at defensive end in 2014 ... Helped lead Junction City to the Arkansas class 2A state championship in 2014.
- **OTHER:** Won the 2015 2A state championships in the shot put and discus ... Placed third in both events as a junior.

FOOTBALL CAREER HIGHS

Tackles: 4 (2x) last at LSU (10/10/18)
Solo: 2 (7x) last vs Missouri (11/29/19)
TFL: 2.0 (2x) last vs Texas A&M (9/28/19)
Sacks: 2.0 vs Texas A&M (9/28/19)
QBH: 1 (3x) last vs Western Ky (11/19/19)
PBU: --
FR: --
FF: 1 (2x) last vs San Jose State (9/21/19)

NOTE: 4.5 sacks in 2019 / 17th in SEC

• PERSONAL BESTS •


POINTS	SEC ONLY
Season: --	--
Career: --	--
FG MADE	SEC ONLY
Season: --	--
Career: --	--
FG ATTEMPTED	SEC ONLY
Season: --	--
Career: --	--
3-POINT FG MADE	SEC ONLY
Season: --	--
Career: --	--
3-PT FG ATTEMPTS	SEC ONLY
Season: --	--
Career: --	--
FT MADE	SEC ONLY
Season: --	--
Career: --	--
FT ATTEMPTED	SEC ONLY
Season: --	--
Career: --	--
REBOUNDS	SEC ONLY
Season: 1 (2x) last at Tennessee (02/11/20)	1 (2x) last at Tennessee (02/11/20)
Career: 1 (2x) last at Tenn (02/11/20)	1 (2x) last at Tenn (02/11/20)
ASSISTS	SEC ONLY
Season: --	--
Career: --	--
STEALS	SEC ONLY
Season: --	--
Career: --	--
BLOCKED SHOTS	SEC ONLY
Season: 2 at Tennessee (02/11/20)	2 at Tennessee (02/11/20)
Career: 2 at Tennessee (02/11/20)	2 at Tennessee (02/11/20)
MINUTES	SEC ONLY
Season: 5:21 at Tennessee (02/11/20)	5:21 at Tennessee (02/11/20)
Career: 5:21 at Tennessee (02/11/20)	5:21 at Tennessee (02/11/20)

JAMARIO BELL 2019-20 GAME STATS

Opponent	Date	GS	Min	FG	FGA	Pct	3FG	3A	Pct	FT	FTA	Pct	O	D	Tot	Avg	PF	FO	A	TO	Blk	Stl	Pts	Avg
RICE	11/05/19	--	--																					
NORTH TEXAS	11/12/19	--	--																					
MONTANA	11/16/19	--	--																					
TEXAS SOUTHERN	11/19/19	--	--																					
SOUTH DAKOTA	11/22/19	--	--																					
at Georgia Tech	11/25/19	--	--																					
NORTHERN KY	11/30/19	DNP																						
AUSTIN PEAY	12/03/19	DNP																						
at Western Kentucky	12/07/19	DNP																						
TULSA	12/14/19	1	0	0	.000		0	0	.000	0	0	.000	0	0	0	0.0	1	0	0	0	1	0	0	0.0
vs Valparaiso	12/21/19	DNP																						
at Indiana	12/29/19	DNP																						
TEXAS A&M	01/04/20	DNP																						
at LSU	01/08/20	DNP																						
at Ole Miss	01/11/20	DNP																						
VANDERBILT	01/15/20	1	0	0	.000		0	0	.000	0	0	.000	0	1	1	0.5	0	0	0	0	0	0	0	0.0
KENTUCKY	01/18/20	DNP																						
at Mississippi St.	01/22/20	DNP																						
TCU	01/25/20	DNP																						
SOUTH CAROLINA	01/29/20	DNP																						
at Alabama	02/01/20	DNP																						
AUBURN	02/04/20	DNP																						
at Missouri	02/08/20	DNP																						
at Tennessee	02/11/20	5	0	0	.000		0	0	.000	0	0	.000	0	1	1	0.7	2	0	0	0	2	0	0	0.0
MISSISSIPPI ST.	02/15/20	1	0	0	.000		0	0	.000	0	0	.000	0	0	0	0.5	0	0	0	0	0	0	0	0.0
Totals		0	8	0	0	.000	0	0	.000	0	0	.000	0	2	2	0.5	3	0	0	0	3	0	0	0.0

JAMARIO BELL CAREER STATISTICS

BASKETBALL	GP	GS	Min	Avg	FG	FGA	Pct	3FG	3FGA	Pct	FT	FTA	Pct	Off	Def	Tot	Avg	PF	FO	Ast	TO	Blk	Stl	Pts	Avg
2019-20	4	0	8	2.0	0	0	.000	0	0	.000	0	0	.000	0	2	2	0.5	3	0	0	0	3	0	0	0.0
FOOTBALL	GP	GS	Solo	Ast	Total	Tackles	TFL	Yds	Sacks	Yds	Int	Yds	PBU	PD	Qbh	FR	Yds	FF	Blkd	Kick	Saf				
2016 (Rfr.)	
2017 (So.)	2	0	
2018 (Jr.)	11	0	11	9	20		1.0	-5							1			1							
2019 (Sr.)	10	1	10	7	17		5.5	-27	4.5	-23					2			1							
CAREER	22	1	21	16	37		6.5	-32	4.5	-23					3			2							



15 MASON JONES

G • Jr. • 6-5 • 200
Desoto, Texas || Triple A Academy



1 of 30 players named to the midseason list for the 2020 Citizen Naismith Trophy – given to the Men's Player of the Year, the Atlanta Tipoff Club announced on Feb. 13.

ONLY PLAYER IN SEC TO LEAD HIS TEAM in PPG (20.8), RPG (6.0), Assists (79) & Steals (40)

THE ONLY PLAYER IN THE SEC to rank among the TOP 20 in scoring (1st), rebounds (20th), steals (6th) and assists (11th).

BRUCE PEARL - AUBURN HEAD COACH

"How good is Mason Jones? Wow. What a story. He is just a great lesson for young people. It's not where you start. It's where you finish. Bettering yourself. He's as good as there is in the league."

FRANK MARTIN - SOUTH CAROLINA HEAD COACH

"I've got a lot of respect for that guy."

BEN HOWLAND - MISSISSIPPI STATE HEAD COACH

"One of the best players in all of college basketball. (He) is absolutely incredible. I just love his story. All the effort and work he has put into his game; his understanding and fell is incredible."

• FT Made	172	1st NCAA	1st SEC	• FT Att	208	1st NCAA	1st SEC
• Points/Gm	20.8	19th NCAA	1st SEC	• FT Pct	82.7%	95th NCAA	5th SEC
• Def Reb/Gm	5.17	168th NCAA	6th SEC	• Steals/Gm	1.67	102nd NCAA	6th SEC
• Minutes/Gm	33:26	206th NCAA	12th SEC	• Assists/Gm	3.3	--	11th SEC
• 3PT Made/GM	2.04	217th NCAA	8th SEC	• FG Pct	43.0%	234th NCAA	9th SEC
• 3PT FG Att.	150	165th NCAA	6th SEC	• FG Made	139	186th NCAA	7th SEC

•Has 5+ rebounds in 20 of his 24 games

- Games in double figure pts: 40 for career • 20 for 2019-20
- Led team in scoring: 25 for career • 15 for 2019-20

- Made 3+ 3's: 20 for career • 8 for 2019-20

• 20-POINT GMS: 18 FOR CAREER • 11 FOR 2019-20

- **SEC PLAYER OF THE WEEK (Nov. 11): 32 pts - 7 rebs - 5 steals in season-opening win over Rice.**
- **SEC PLAYER OF THE WEEK (Dec. 16): 41 pts - 6 rebs - 4 steals - season-high 4 assists versus Tulsa.**
- **SEC co-PLAYER OF THE WEEK (Feb. 3): Avg. 32.0 pts & 8.5 rebs - 34 pts & 12 rebs vs USC • 30 pts and 5 rebs at Bama.**
- **1st Razorback since Jannero Pargo (2002) to score at least 30 pts in back-to-back games; ONLY HOG TO SCORE 30-PLUS IN 3 STRAIGHT GAMES.**

SEC ELITE COMPANY....

- Joins Jodie Meeks (UK • 3) and Shaquille O'Neal (LSU • 2) as only players in SEC over the last 30 years with at least two 40-point games in a season.
- In the last 20 seasons, an SEC player has scored 100-plus points in 3-straight games only five times, including Mason Jones' 104 this season.
- Jodie Meeks 107 Pts (2009), **Mason Jones 104 Pts (2020)**, Jodie Meeks 103 Pts (2009), Breein Tyree 101 Pts (2020), Marcus Thornton 101 Pts (2008)

2019-20 HIGHLIGHTS:

• Named **SEC PLAYER OF THE WEEK** as he scored then career-high 32 in the season opener versus Rice – the 2nd-highest point production by a Razorback in a season opener ... Also had career highs in FG made (12), FG att (18) and steals (5) • Led the team in scoring (16), rebounds (6) and assists (2) in the in over North Texas • Led the team in scoring (19), assists (4), steals (4) and blocked shots (1) in the win over Montana • Made a **game-winning 3-pointer with 0.1 seconds left in overtime** (Arkansas' only points in OT) at Georgia Tech for a 62-61 win ... Scored 24 points with seven rebounds and five steals • Missed the Northern Kentucky game due to an injured shoulder ... Came back **versus Austin Peay and scored 16 points while taking just six shots** ... Made two 3's and was 6-of-6 at the free throw line • Named **SEC PLAYER OF THE WEEK** as he scored career-high 41 points and added six rebounds, while leading the team in assists (4) and steals (4) ... Tied career highs going 12-of-18 from the field (7-of-7 from 2-point range) ... 41 points ties for 7th-most in Arkansas history ... In the first half, scored 20 points, including a long 3-pointer at the buzzer for a 16-point halftime lead ... After Tulsa worked its 16-point deficit to nine (68-59 with 11:49 left), Jones scored 15 straight for the Razorbacks during an 18-5 run to give Arkansas a 22-point lead (86-64) • Missed his first 3 treys, but made two inside the final minute en route to 20 points in come-from-behind win vs Tulsa ... Tied season-high with nine rebounds and had game-high four assists ... **With Hogs' down 5 with 4:14, scored 8** – hit 3's at 1:24 to tie game and 0:53 left for 3-pt lead ... Sealed win with two free throws with 25 seconds left • Also hit back-to-back treys late at Indiana to give the Hogs a 5-pt lead (67-62 with 2:01 left) ... Finished with 21 points, making four triples, with six rebounds and six assists • Tied Isaiah Joe with a team-best 17 points vs Texas A&M while leading the team in rebounds, (6) and steals (3) • At LSU, led team in points (24), assists (4) and steals (2) ... Added five rebounds • Had a **career-high nine assists** at Ole Miss ... Also led the team in rebonds (6) and steals (3) ... Scored 13, making 6-of-6 at the free throw line • Only scored one point versus Vanderbilt, but had eight assists (one shy of career high) with seven rebounds • Led the team in scoring (19), rebounds (6) and assists (2) versus Kentucky ... Scored nine points during a 20-6 run as the Hogs went from 11 down to up 3 with 8:19 to play • Had 18 of his 20 pts at Mississippi State in the second half ... **Tied SEC career-best with seven rebounds** to lead the team ... Also led the team with four assists • Scored 19 of his 20 pts in the TCU win in the second half, making 10-of-15 free throws ... Added five rebonds and four assists • Named **SEC PLAYER OF THE WEEK ... FIRST**, posted **second career double-double** vs South Carolina with 34 points (then SEC career-high) and a **career-high 12 rebounds** ... Led the team with four assists ... Was 15-of-16 at the free throw line ... Had 26 and 9 in the second half, making 13-of-14 FT • **SECOND**, led Hogs to come-from-behind win at Alabama, scoring 30 points, grabbing five rebonds and getting two steals ... Had **SEC career-high in FG (10) and a career-high FGA (20)** • **Dropped an SEC career-high 40 on Auburn** with a team-best five assists, adding two steals ... Career-highs in FG made (12), FGA (24), FTA (16) and minutes (4:50) • Posted his sixth 30-point game of the year with 38 vs Miss State, adding a team-best six rebounds ... Was 18-of-21 at the free throw line ... **The 18 FT made are an Arkansas single-game record in an SEC game**, ranking third (tied) overall ... The 21 attempts are the second-most by a Razorback in an SEC game behind Corliss Williamson's 22 in 1995 and ties for fifth-most overall.



• NCAA LEADER IN FT MADE (172)

• NCAA LEADER IN FT ATT (208)

• 18 FT Made vs Miss State is 3rd in NCAA in 2019-20
(16 FT Made vs USC is 13th in NCAA in 2019-20)

• 38 points from 1,000 (58 career gms)

(will be 44th Razorback with 1,000 career pts)

• 14 FT made from school season record in SEC gms
(Corliss Williamson had 109 in 1994-95)

• 40 FT made from school single season record
(Sidney Moncrief had 212 in 1978-79)

Jones Makes Midseason Citizen Naismith Player of the Year List

• Arkansas junior Mason Jones is one of 30 players named to the midseason list for the 2020 Citizen Naismith Trophy, the Atlanta Tipoff Club (announced Feb. 13, 2020).

• Ten semifinalists for the 2020 Citizen Naismith Trophy for Men's Player of the Year will be announced on March 5 and the finalists will be revealed on March 17. The winner will be announced on April 5 at the Naismith Awards Brunch in Atlanta.

• Leads the NCAA in free throws made (172) and attempts (208)

• Leads the SEC in scoring (20.8 ppg)

• The only player in the league to lead his team in scoring, rebounding (6.0 avg.), assists (7.9) and steals (4.0)

• **IN FACT**, the only player in the SEC to rank among the league's top 20 in scoring (1st), rebounding (20th), steals (6th) and assists (11th).

• Additionally ranks among the SEC leaders in free throw percentage (5th; 82.7%), defensive rebounds (6th; 5.2 avg.), field goals made (7th; 139), 3-point field goals made per game (8th; 2.0 avg.) and field goal percentage (9th; 43.0%).

• **A three-time SEC Player of the Week in 2019-20** - the only player to be such honored three times this season

• Has scored at least 30 points six times this season, including 41 points versus Tulsa and 40 versus Alabama.

• He is just the third SEC player over the last 30 years to have multiple 40-point games. Others include Kentucky Jodie Meeks (3) and LSU's Shaquille O'Neal (2).

• Scored 104 points over three straight games and is 1 of 5 such occurrences in SEC players over the last 20 seasons.

^ THE LIST: Jodie Meeks 107 Pts (2009), **Mason Jones 104 Pts (2020)**, Jodie Meeks 103 Pts (2009), Breein Tyree 101 Pts (2020), Marcus Thornton 101 Pts (2008)

DOUBLE-DOUBLES (2)

2018-19 (1)

12/01/18 • FIU 19 pts 10 reb

2018-19 (1)

01/29/20 • USC 34 pts 12 reb

30-PT GAMES (8)

2018-19 (2)

01/12/19 • LSU 30

02/16/19 • MISSISSIPPI STATE 30

2019-20 (6)

11/05/19 • RICE 32

12/14/19 • TULSA 41

01/29/20 • SOUTH CAROLINA 34

02/01/20 • @ Alabama 30

02/04/20 • AUBURN 40

02/15/20 • MISSISSIPPI STATE 38

MASON JONES 2019-20 GAME STATS

Opponent	Date	GS	Min	FG	FGA	Pct	3FG	3A	Pct	FT	FTA	Pct	O	D	Tot	Avg	PF	FO	A	TO	Blk	Stl	Pts	Avg	
RICE	11/05/19	*	33	12	18	.667	4	8	.500	4	4	1.000	1	6	7	7.0	0	0	3	3	0	5	32	32.0	
NORTH TEXAS	11/12/19	*	29	3	8	.375	1	5	.200	9	9	1.000	2	4	6	6.5	2	0	2	1	0	0	16	24.0	
MONTANA	11/16/19	*	35	5	13	.385	1	5	.200	8	8	1.000	3	2	5	6.0	2	0	4	2	1	4	19	22.3	
TEXAS SOUTHERN	11/19/19	*	20	2	4	.500	0	2	.000	2	2	1.000	0	2	2	5.0	2	0	1	4	2	1	6	18.3	
SOUTH DAKOTA	11/22/19	*	33	5	12	.417	0	3	.000	4	4	1.000	1	6	7	5.4	4	0	0	3	0	1	14	17.4	
at Georgia Tech	11/25/19	*	39	7	13	.538	3	8	.375	7	10	.700	0	7	7	5.7	4	0	3	6	0	5	24	18.5	
NORTHERN KY	11/30/19	DNP	-	Inj																					
AUSTIN PEAY	12/03/19	*	27	4	6	.667	2	4	.500	6	6	1.000	0	4	4	5.4	4	0	2	6	0	0	16	18.1	
at Western Kentucky	12/07/19	*	36	1	9	.111	0	4	.000	6	6	1.000	1	8	9	5.9	3	0	1	3	0	0	8	16.9	
TULSA	12/14/19	*	39	12	18	.667	5	11	.455	12	13	.923	1	5	6	5.9	2	0	4	1	1	4	41	19.6	
vs Valparaiso	12/21/19	*	29	5	12	.417	2	5	.400	8	9	.889	1	8	9	6.2	4	0	4	7	0	0	20	19.6	
at Indiana	12/29/19	*	31	8	17	.471	4	9	.444	1	1	1.000	0	6	6	6.2	4	0	6	4	0	0	21	19.7	
TEXAS A&M	01/04/20	*	37	5	17	.294	4	11	.364	3	5	.600	3	3	6	6.2	2	0	3	1	0	3	17	19.5	
at LSU	01/08/20	*	39	7	15	.467	4	7	.571	6	6	1.000	0	5	5	6.1	5	1	4	2	0	2	24	19.8	
at Ole Miss	01/11/20	*	38	3	12	.250	1	4	.250	6	6	1.000	0	6	6	6.1	2	0	9	4	0	3	13	19.4	
VANDERBILT	01/15/20	*	31	0	7	.000	0	5	.000	1	2	.500	1	6	7	6.1	4	0	8	2	0	1	1	18.1	
KENTUCKY	01/18/20	*	35	5	15	.333	1	5	.200	8	12	.667	1	5	6	6.1	5	1	2	4	0	2	19	18.2	
at Mississippi St.	01/22/20	*	30	7	16	.438	2	7	.286	4	4	1.000	1	6	7	6.2	3	0	4	3	1	1	20	18.3	
TCU	01/25/20	*	29	4	11	.364	2	4	.500	10	15	.667	1	4	5	6.1	2	0	4	2	0	1	20	18.4	
SOUTH CAROLINA	01/29/20	*	34	9	15	.600	1	6	.167	15	16	.938	1	11	12	6.4	4	0	4	7	0	1	34	19.2	
at Alabama	02/01/20	*	38	10	20	.500	4	7	.571	6	13	.462	0	5	5	6.4	4	0	1	2	0	2	30	19.8	
AUBURN	02/04/20	*	45	12	24	.500	5	12	.417	11	16	.688	1	2	3	6.2	2	0	5	4	0	2	40	20.7	
at Missouri	02/08/20	*	36	3	14	.214	0	6	.000	11	14	.786	0	5	5	6.1	5	1	1	4	0	1	17	20.5	
at Tennessee	02/11/20		24	1	10	.100	1	5	.200	6	6	1.000	0	2	2	6.0	3	0	2	3	0	0	9	20.0	
MISSISSIPPI ST.	02/15/20	*	35	9	17	.529	2	7	.286	18	21	.857	0	6	6	6.0	4	0	2	2	0	1	38	20.8	
Totals			23	802	139	323	.430	49	150	.327	172	208	.827	19	124	143	6.0	76	3	79	80	5	40	499	20.8

MASON JONES CAREER STATISTICS

Year	GP	GS	Min	Avg	FG	FGA	Pct	3FG	3FGA	Pct	FT	FTA	Pct	Off	Def	Tot	Avg	PF	FO	Ass	TO	Blk	Stl	Pts	Avg
2018-19	34	26	996	29.3	136	337	.404	76	208	.365	115	143	.804	18	114	132	3.9	77	2	96	61	5	31	463	13.6
2019-20	24	23	802	33.4	139	323	.430	49	150	.327	172	208	.827	19	124	143	6.0	76	3	79	80	5	40	499	20.8
TOTAL	58	49	1798	31.0	275	660	.417	125	358	.349	287	351	.818	37	238	275	4.7	153	5	175	141	10	71	962	16.6

• PERSONAL BESTS •

POINTS

Season: 41 vs Tulsa (12/14/19)

Career: 41 vs Tulsa (12/14/19)

SEC ONLY

40 vs Auburn (02/04/20)

40 vs Auburn (02/04/20)

FG MADE

Season: 12 (3x) last vs Auburn (02/04/20)

Career: 12 (3x) last vs Auburn (02/04/20)

SEC ONLY

12 vs Auburn (02/04/20)

12 vs Auburn (02/04/20)

FG ATTEMPTED

Season: 24 vs Auburn (02/04/20)

Career: 24 vs Auburn (02/04/20)

SEC ONLY

24 vs Auburn (02/04/20)

24 vs Auburn (02/04/20)

3-POINT FG MADE

Season: 5 (2x) last vs Auburn (02/04/20)

Career: 6 vs Ole Miss (03/02/19)

SEC ONLY

5 vs Auburn (02/04/20)

6 vs Ole Miss (03/02/19)

3-PT FG ATTEMPTS

Season: 12 vs Auburn (02/04/20)

Career: 13 vs Georgia Tech (12/19/18)

SEC ONLY

12 vs Auburn (02/04/20)

12 vs Auburn (02/04/20)

FT MADE

Season: 18 vs Mississippi St (02/15/20)

Career: 18 vs Mississippi St (02/15/20)

SEC ONLY

18 vs Mississippi St (02/15/20)

18 vs Mississippi St (02/15/20)

FT ATTEMPTED

Season: 21 vs Mississippi St (02/15/20)

Career: 21 vs Mississippi St (02/15/20)

SEC ONLY

21 vs Mississippi St (02/15/20)

21 vs Mississippi St (02/15/20)

REBOUNDS

Season: 12 vs South Carolina (01/29/20)

Career: 12 vs South Carolina (01/29/20)

SEC ONLY

12 vs South Carolina (01/29/20)

12 vs South Carolina (01/29/20)

ASSISTS

Season: 9 at Ole Miss (01/11/20)

Career: 9 at Ole Miss (01/11/20)

SEC ONLY

9 at Ole Miss (01/11/20)

9 at Ole Miss (01/11/20)

STEALS

Season: 5 (2x) last at Ga Tech (11/25/19)

Career: 5 (2x) last at Ga Tech (11/25/19)

SEC ONLY

3 (2x) last vs Vandy (01/15/20)

3 (2x) last vs Vandy (01/15/20)

BLOCKED SHOTS

Season: 2 vs Texas Southern (11/19/19)

Career: 2 vs Texas Southern (11/19/19)

SEC ONLY

1 (4x), last at USC (02/02/19)

MINUTES

Season: 44:35 vs Auburn (02/04/20)

Career: 44:35 vs Auburn (02/04/20)

SEC ONLY

44:35 vs Auburn (02/04/20)

44:35 vs Auburn (02/04/20)

24 ETHAN HENDERSON

F • So. • 6-8 • 210
Little Rock, Ark. || Parkview Magnet HS

• Of his 20 rebounds for the season, seven have come in the last two games (4 at Tennessee and 3 vs Miss State).

2019-20 HIGHLIGHTS:

- Named team's "Level 5" Player of the Game as he provided a huge spark off the bench in the first half versus Austin Peay ... During a 9-0 run - putting the Hogs up 25-18 - he had a dunk, three blocked shots and three rebounds ... The **three rejections were a career high** and he finished with four rebounds in 7:26 played.
- Grabbed three rebounds in three minutes versus Tulsa.
- Played an SEC career-high 16:37 minutes at Tennessee, getting a SEC career-high four rebounds ... Has scored two points in SEC games in his career, both at Tennessee.

ETHAN HENDERSON 2019-20 GAME STATS

Opponent	Date	GS	Min	FG	FGA	Pct	3FG	3A	Pct	FT	FTA	Pct	O	D	Tot	Avg	PF	FO	A	TO	Blk	Stl	Pts	Avg
RICE	11/05/19	12		1	1	1.000	0	0	.000	0	0	.000	0	3	3	3.0	3	0	0	1	1	1	2	2.0
NORTH TEXAS	11/12/19	DNP																						
MONTANA	11/16/19	DNP																						
TEXAS SOUTHERN	11/19/19	8		1	1	1.000	0	0	.000	0	0	.000	0	2	2	2.5	0	0	0	1	1	0	2	2.0
SOUTH DAKOTA	11/22/19	DNP																						
at Georgia Tech	11/25/19	DNP																						
NORTHERN KY	11/30/19	DNP																						
AUSTIN PEAY	12/03/19	7		1	1	1.000	0	0	.000	0	0	.000	1	3	4	3.0	3	0	0	0	3	0	2	2.0
at Western Kentucky	12/07/19	1		0	0	.000	0	0	.000	0	0	.000	0	0	0	2.3	0	0	0	0	0	0	0	1.5
TULSA	12/14/19	3		0	1	.000	0	0	.000	0	0	.000	2	1	3	2.4	0	0	1	0	0	0	0	1.2
vs Valparaiso	12/21/19	DNP																						
at Indiana	12/29/19	DNP																						
TEXAS A&M	01/04/20	DNP																						
at LSU	01/08/20	2		0	0	.000	0	0	.000	0	0	.000	0	0	0	2.0	0	0	0	0	0	0	0	1.0
at Ole Miss	01/11/20	DNP																						
VANDERBILT	01/15/20	1		0	0	.000	0	0	.000	0	0	.000	0	0	0	1.7	0	0	0	0	0	0	0	0.9
KENTUCKY	01/18/20	DNP																						
at Mississippi St.	01/22/20	DNP																						
TCU	01/25/20	3		0	0	.000	0	0	.000	0	1	.000	0	0	0	1.5	1	0	0	0	0	0	0	0.8
SOUTH CAROLINA	01/29/20	1		0	0	.000	0	0	.000	0	0	.000	0	0	0	1.3	0	0	0	0	0	0	0	0.7
at Alabama	02/01/20	DNP																						
AUBURN	02/04/20	4		0	1	.000	0	0	.000	0	0	.000	1	0	1	1.3	2	0	0	0	0	0	0	0.6
at Missouri	02/08/20	6		0	0	.000	0	0	.000	1	2	.500	0	0	0	1.2	1	0	0	0	0	1	1	0.6
at Tennessee	02/11/20	17		1	2	.500	0	0	.000	0	0	.000	1	3	4	1.4	3	0	0	0	0	1	2	0.8
MISSISSIPPI ST.	02/15/20	9		1	3	.333	0	0	.000	0	0	.000	2	1	3	1.5	1	0	0	0	0	0	2	0.8
Totals		0	74	5	10	.500	0	0	.000	1	3	.333	7	13	20	1.5	14	0	1	2	5	3	11	0.8

ETHAN HENDERSON CAREER STATISTICS

Year	GP	GS	Min	Avg	FG	FGA	Pct	3FG	3FGA	Pct	FT	FTA	Pct	Off	Def	Tot	Avg	PF	FO	Ast	TO	Blk	Stl	Pts	Avg
2018-19	12	0	51	4.3	5	10	.500	0	0	.000	1	3	.333	3	9	12	1.0	6	0	1	3	2	3	11	0.9
2019-20	13	0	74	5.7	5	10	.500	0	0	.000	1	3	.333	7	13	20	1.5	14	0	1	2	5	3	11	0.8
TOTAL	25	0	125	5.0	10	20	.500	0	0	.000	2	6	.333	10	22	32	1.3	20	0	2	5	7	6	22	0.9

PERSONAL BESTS

POINTS Season: 2 (4x) last at Tenn (02/11/20) Career: 6 at Providence (03/19/19)	SEC ONLY 2 at Tennessee (02/11/20) 2 (2x) last at Tenn (02/11/20)
FG MADE Season: 1 (4x) last at Tenn (02/11/20) Career: 3 at Providence (03/19/19)	SEC ONLY 1 at Tennessee (02/11/20) 1 (2x) last at Tenn (02/11/20)
FG ATTEMPTED Season: 2 at Tennessee (02/11/20) Career: 6 at Providence (03/19/19)	SEC ONLY 2 at Tennessee (02/11/20) 2 at Tennessee (02/11/20)
3-POINT FG MADE Season: -- Career: --	SEC ONLY --
3-PT FG ATTEMPTS Season: -- Career: --	SEC ONLY --
FT MADE Season: 1 at Mizzou (02/08/20) Career: 1 (2x) last at Mizzou (02/08/20)	SEC ONLY 1 at Mizzou (02/08/20) 1 at Mizzou (02/08/20)
FT ATTEMPTED Season: 2 at Mizzou (02/08/20) Career: 2 (2x) last at Mizzou (02/08/20)	SEC ONLY 2 at Mizzou (02/08/20) 2 at Mizzou (02/08/20)
REBOUNDS Season: 4 (2x) last at Tennessee (02/11/20) Career: 5 at Providence (03/19/19)	SEC ONLY 4 at Tennessee (02/11/20) 4 at Tennessee (02/11/20)
ASSISTS Season: 1 vs Tulsa (12/14/19) Career: 1 (2x) last Tulsa (12/14/19)	SEC ONLY --
STEALS Season: 1 (3x) last at Mizzou (02/08/20) Career: 2 at Tennessee (01/15/19)	SEC ONLY 1 (2x) last at Tennessee (02/11/20) 2 at Tennessee (01/15/19)
BLOCKED SHOTS Season: 3 vs Austin Peay (12/03/19) Career: 3 vs Austin Peay (12/03/19)	SEC ONLY 1 at Auburn (02/20/19)
MINUTES Season: 16:37 at Tennessee (02/11/20) Career: 18 at Providence (03/19/19)	SEC ONLY 16:37 at Tennessee (02/11/20) 16:37 at Tennessee (02/11/20)



33

JIMMY WHITT JR.

G • Gr. Sr. • 6-3 • 175

Columbia, Mo. || Hickman HS

• Began career at Arkansas, transferred to SMU, returned to the Razorbacks as a graduate transfer ... B.S. in Sport Management from SMU in May 2019 ... Pursuing an M.Ed. in Adult and Lifelong Learning ... His brother, Marcus, was a GA on Coach Musselman's staff at Nevada.

• Games in double figure points: 63 for career • 19 for 2019-20

• **Ranks 16th in the NCAA / 2nd in the SEC in Minutes/Game (37:10)**

• Scoring 14.6 ppg -- 12th SEC • FG% 49.3 104th NCAA 6th SEC
• Steals 34 -- 10th-t SEC • FG Made 149 126th NCAA 5th SEC

2019-20 HIGHLIGHTS:

• Named **MVP of the Collegiate Hoops Roadshow - Razorback Regional** ... Averaged 19.8 points and 8.3 rebounds while shooting 63% from the field ... Had 14 points and seven rebounds versus Montana ... Record **sixth career double-double** - first as a Razorback - vs. Texas Southern with 17 points and 10 rebounds ... Tied a then career high with 24 points vs South Dakota ... Was 11-of-14 from the field ... **SET AN ARKANSAS RECORD** for most points by a guard in the 3-point era without attempting a 3-pointer (@HogStats.com) ... Tied his then career high a second time in three games with 24 points versus Northern Kentucky with nine rebounds ... Scored 1,000th career point on an old fashion 3-point play vs the Norse • Only scored six points on 3-of-12 shooting, but played great defense versus Michael Devoe, getting two blocked shots and holding Devoe to 4-of-16 shooting • Scored 10 points and tied for team highs in both assists (4) and steals (3) vs. Valpo • Played all 40 minutes at LSU, the first Razorback to play all 40 minutes in a regulation game since 2009) ... Scored 22 points - his most versus SEC opponent ... Also had SEC highs in FG (9), FGA (13), FT (4) and FTA (4) • Made 7-of-8 from the free throw line, including two with eight seconds left, to seal come-from-behind win at Ole Miss ... Finished with 11 points and two steals • In the win over Vanderbilt, scored a **career-high 30 points** while leading the team in rebounds (8) and blocked shots (2) ... Was 14-of-24, including his first 3-point attempt of the year (a desperation shot as buzzer sounded for halftime) ... The 14 made field goals **SET AN ARKANSAS RECORD** for most by a Razorback guard in the 3-point era • **Career-best 8-of-8 from the free throw line** in scoring 14 vs Kentucky ... Added two blocked shots, two assists and a steal • Tied for team-high honors with 20 points at Mississippi State • Played all 40 minutes in the win over TCU ... Scored 20 ... Held TCU leading scorer Desmond Bane to just 3-of-6 FG and 8 points • Played key role in come-from-behind win at Alabama ... Scored 26 (11-of-19) and was 4-of-4 FT while adding 4 rebounds and **SEC career-high four steals** ... Had 18 of his 26 in the second half (7-of-10 FG; 4-4 FT) ... Had six points in an 11-1 run from 3:54-2:20 to turn 3-point deficit to a 7-point lead • Scored 15 in his return to his hometown Columbia • Led the team with 19 points at Tennessee, going a **career-best 11-of-16 at the FT line** • Grabbed a team-high six rebounds and handed out an **SEC career-high three assists** vs Mississippi State.

JIMMY WHITT JR. 2019-20 GAME STATS

Opponent	Date	GS	Min	FG	FGA	Pct	3FG	3A	Pct	FT	FTA	Pct	O	D	Tot	Avg	PF	FO	A	TO	Blk	Stl	Pts	Avg	
RICE	11/05/19	*	28	1	4	.250	0	0	.000	0	0	.000	2	2	4	4.0	0	0	5	2	1	1	2	2.0	
NORTH TEXAS	11/12/19	*	35	5	10	.500	0	0	.000	3	4	.750	0	1	1	2.5	4	0	2	1	1	3	13	7.5	
MONTANA	11/16/19	*	28	6	12	.500	0	0	.000	2	3	.667	2	5	7	4.0	3	0	2	4	0	1	14	9.7	
TEXAS SOUTHERN	11/19/19	*	34	8	13	.615	0	0	.000	1	2	.500	2	8	10	5.5	1	0	1	0	0	0	17	11.5	
SOUTH DAKOTA	11/22/19	*	35	11	14	.786	0	0	.000	2	3	.667	1	6	7	5.8	1	0	1	0	1	3	24	14.0	
at Georgia Tech	11/25/19	*	44	3	12	.250	0	0	.000	0	2	.000	0	4	4	5.5	3	0	2	0	2	0	6	12.7	
NORTHERN KY	11/30/19	*	38	9	15	.600	0	0	.000	6	7	.857	3	6	9	6.0	4	0	2	1	0	1	24	14.3	
AUSTIN PEAY	12/03/19	*	37	7	13	.538	0	0	.000	3	4	.750	1	1	2	5.5	0	0	1	2	0	1	17	14.6	
at Western Kentucky	12/07/19	*	44	8	18	.444	0	0	.000	1	3	.333	3	9	12	6.2	5	1	4	1	0	1	17	14.9	
TULSA	12/14/19	*	33	5	8	.625	0	0	.000	1	2	.500	0	5	5	6.1	3	0	4	1	0	1	11	14.5	
vs Valparaiso	12/21/19	*	37	5	10	.500	0	0	.000	0	1	.000	2	1	3	5.8	2	0	4	3	0	3	10	14.1	
at Indiana	12/29/19	*	32	3	5	.600	0	0	.000	1	2	.500	0	3	3	5.6	3	0	3	3	1	2	7	13.5	
TEXAS A&M	01/04/20	*	37	6	11	.545	0	0	.000	0	0	.000	1	3	4	5.5	2	0	1	3	1	0	12	13.4	
at LSU	01/08/20	*	40	9	13	.692	0	0	.000	4	4	1.000	0	3	3	5.3	3	0	0	1	0	0	22	14.0	
at Ole Miss	01/11/20	*	40	2	9	.222	0	0	.000	7	8	.875	2	1	3	5.1	3	0	0	2	0	2	11	13.8	
VANDERBILT	01/15/20	*	38	14	24	.583	0	1	.000	2	4	.500	3	5	8	5.3	3	0	0	1	2	1	30	14.8	
KENTUCKY	01/18/20	*	35	3	9	.333	0	0	.000	8	8	1.000	1	4	5	5.3	2	0	2	2	2	1	14	14.8	
at Mississippi St.	01/22/20	*	39	9	15	.600	0	0	.000	2	5	.400	1	3	4	5.2	2	0	0	0	1	1	20	15.1	
TCU	01/25/20	*	40	8	15	.533	0	0	.000	4	4	1.000	0	2	2	5.1	0	0	2	1	0	1	20	15.3	
SOUTH CAROLINA	01/29/20	*	36	2	7	.286	0	0	.000	3	6	.500	2	1	3	5.0	1	0	0	0	0	1	7	14.9	
at Alabama	02/01/20	*	39	11	19	.579	0	0	.000	4	4	1.000	2	2	4	4.9	2	0	2	1	0	4	26	15.4	
AUBURN	02/04/20	*	40	0	7	.000	0	0	.000	0	0	.000	1	6	7	5.0	3	0	1	1	0	3	0	14.7	
at Missouri	02/08/20	*	40	6	18	.333	0	0	.000	3	4	.750	0	3	3	4.9	4	0	0	1	0	0	15	14.7	
at Tennessee	02/11/20	*	40	4	13	.308	0	0	.000	11	16	.688	0	2	2	4.8	1	0	1	1	0	3	19	14.9	
MISSISSIPPI ST.	02/15/20	*	40	4	8	.500	0	0	.000	0	0	.000	0	6	6	4.8	1	0	3	2	0	0	8	14.6	
Totals			25	929	149	302	.493	0	1	.000	68	96	.708	29	92	121	4.8	56	1	43	34	12	34	366	14.6

JIMMY WHITT JR. CAREER STATISTICS

Year	GP	GS	Min	Avg	FG	FGA	Pct	3FG	3FGA	Pct	FT	FTA	Pct	Off	Def	Tot	Avg	PF	FO	Ass	TO	Blk	Stl	Pts	Avg
2015-16 (ARK)	32	10	552	17.2	75	194	.387	6	16	.375	38	48	.792	11	42	53	1.7	66	0	35	31	6	20	194	6.1
2016-17 - REDSHIRTED AT SMU																									
2017-18 (SMU)	33	33	1096	33.2	140	287	.488	6	21	.286	60	101	.594	50	121	171	5.2	76	1	114	54	16	60	346	10.5
2018-19 (SMU)	30	30	1053	35.1	162	332	.488	4	28	.143	42	74	.568	62	131	193	6.4	71	1	119	44	13	43	370	12.3
2019-20 (ARK)	25	25	929	37.2	149	302	.493	0	1	.000	68	96	.708	29	92	121	4.8	56	1	43	34	12	34	366	14.6
TOTAL	120	98	3630	30.3	526	1115	.472	16	66	.242	208	319	.652	152	386	538	4.5	269	3	311	163	47	157	1276	10.6

TRIPLE-DOUBLES (1)

Pts-Reb-Ass

11/29/18 • McNeese St. 12-10-10

DOUBLE-DOUBLES (7)

11/20/18 • Bradley 12 pts 13 reb

11/29/18 • McNeese St. * 12 pts 10 reb

01/04/19 • at Tulane + 11 pts 11 reb

01/10/19 • at UConn + 20 pts 10 reb

01/12/19 • Tulsa + 10 pts 10 reb

11/19/19 • TX Southern 17 pts 10 reb

17/07/19 • at Western Ky 17 pts 12 reb

* - part of a triple-double ** - consecutive games

PERSONAL BESTS

POINTS

Season: 30 vs Vanderbilt (01/15/20)

Career: 30 vs Vanderbilt (01/15/20)

SEC ONLY

30 vs Vanderbilt (01/15/20)

30 vs Vanderbilt (01/15/20)

FG MADE

Season: 14 vs Vanderbilt (01/15/20)

Career: 14 vs Vanderbilt (01/15/20)

SEC ONLY

14 vs Vanderbilt (01/15/20)

14 vs Vanderbilt (01/15/20)

FG ATTEMPTED

Season: 24 vs Vanderbilt (01/15/20)

Career: 24 vs Vanderbilt (01/15/20)

SEC ONLY

24 vs Vanderbilt (01/15/20)

24 vs Vanderbilt (01/15/20)

3-POINT FG MADE

Season: --

Career: 2 (3x) last at UCF (03/04/18)

SEC ONLY

--

2 (2x), last vs LSU (02/23/16)

3-PT FG ATTEMPTS

Season: 1 vs Vanderbilt (01/15/20)

Career: 6 at UCF (03/04/18)

SEC ONLY

1 vs Vanderbilt (01/15/20)

3 vs LSU (02/23/16)

FT MADE

Season: 11 at Tennessee (02/11/20)

Career: 11 at Tennessee (02/11/20)

SEC ONLY

11 at Tennessee (02/11/20)

11 at Tennessee (02/11/20)

FT ATTEMPTED

Season: 16 at Tennessee (02/11/20)

Career: 16 at Tennessee (02/11/20)

SEC ONLY

16 at Tennessee (02/11/20)

16 at Tennessee (02/11/20)

REBOUNDS

Season: 12 at Western Kentucky (12/07/19)

Career: 13 (2x) last vs Bradley (11/20/18)

SEC ONLY

8 vs Vanderbilt (01/15/20)

8 vs Vanderbilt (01/15/20)

ASSISTS

Season: 5 vs Rice (11/05/19)

Career: 10 vs McNeese (11/29/18)

SEC ONLY

3 vs Miss State (02/15/20)

3 vs Miss State (02/15/20)

STEALS

Season: 4 at Alabama (02/01/20)

Career: 5 (3x) vs Memphis (2/14/18)

SEC ONLY

4 at Alabama (02/01/20)

4 at Alabama (02/01/20)

BLOCKED SHOTS

Season: 2 (3x) last vs Kentucky (01/18/20)

Career: 3 (2x) at Memphis (01/19/19)

SEC ONLY

2 (2x) last vs Kentucky (01/18/20)

2 (3x) last vs Kentucky (01/18/20)

MINUTES

Season: 43:47 at Georgia Tech (11/25/19)

Career: 43:47 at Georgia Tech (11/25/19)

SEC ONLY

40:00 at LSU (01/08/20)

40:00 at LSU (01/08/20)



35 REGGIE CHANEY

F • So. • 6-8 • 222
Tulsa, Okla. || Findlay Prep (Nev.)

DOUBLE-DOUBLES (1)		
02/08/20 • Missouri	17 pts	11 rebs
DOUBLE-DIGIT REBS (3)		
11/30/19 • NORTHERN KY	11	
02/01/20 • Alabama	11	
02/08/20 • Missouri	11	

- In three of his last six games, has posted SEC career-highs in rebounds
^ 7 vs South Carolina ... then 11 at Alabama ... then 11 again at Missouri
- **Started the last 7 games:** 7.4 ppg • 6.3 rpg • 5 blocks • 7 steals
- **Coming off the bench:** 4.0 ppg • 3.1 rpg • 10 blocks • 11 steals
- Has a blocked shot in 33 of his 55 career games, including 8 with at least 3 rejections (2 in 2019-20)

2019-20 HIGHLIGHTS:

- Missed the first three games ... In his debut (vs Texas Southern) was very efficient in his 19 minutes played ... **Tied a career high with four steals** ... Was 3-of-4 from the field for six points with two rebounds and a blocked shot.
- Was 3-of-3 from the field – all dunks – while adding three blocked shots.
- Posted **career highs in rebounds (11) and assists (5)** versus Northern Kentucky.
- Blocked three shots and had six rebounds in just 13 minutes at Western Kentucky.
- Led the team with seven rebounds vs Tulsa.
- Scored six with four rebounds at Indiana ... Helped hold Travce Jackson-Davis, who scored 20 in the game, to just four in the second half and no shot attempts over the final eight minutes.
- After playing single-digit minutes with zero rebounds over his previous three games, played a near perfect game versus Vanderbilt ... Was 6-of-6 from the field (including two dunks) and 2-of-2 at the free throw line ... Tied a then career-high with 14 points – was his most in an SEC game ... Added three rebounds and two assists.
- Was 4-of-5 from the field at Mississippi State in scoring eight points with two rebounds, a blocked shot and a steal.
- Got first start of the season versus TCU ... Was 0-of-3 in the first half but was 3-of-3 in the second ... The three field goals were on consecutive trips as Arkansas went from a 3-point lead to a 9-point lead.
- Pulled down a then SEC career-high seven rebounds vs South Carolina only to get **11 boards, tying overall career-high**, in the next game at Alabama ... Added two blocked shots at Bama and was a **career-best 4-of-5 at the free throw line** ... Scored four in a 6-0 as Hogs went from down one to up five ... Helped spur an 11-1 run inside the final four minutes, blocked a shot and got the rebound as the Hogs went from down one to up seven.
- Had a **BEST CAREER-GAME** at Missouri ... **Career-high 17 points** (6-of-12 FG & 5-of-7 FT) while **tying his career-high with 11 rebounds** ... Had a career-high six offensive boards ... Played a career-high 36 minutes ... Added two blocks, two steals and team-best six deflections.
- Was 4-of-4 from the field at Tennessee and made 2-of-3 at the line for 10 points ... Added six boards and two assists.

REGGIE CHANEY 2019-20 GAME STATS

Opponent	Date	GS	Min	FG	FGA	Pct	3FG	3A	Pct	FT	FTA	Pct	O	D	Tot	Avg	PF	FO	A	TO	Blk	Stl	Pts	Avg
RICE	11/05/19	DNP																						
NORTH TEXAS	11/12/19	DNP																						
MONTANA	11/16/19	DNP																						
TEXAS SOUTHERN	11/19/19	19	3	4	.750	0	0	.000	0	1	1.000	1	1	2	2.0	0	0	0	0	1	4	6	6.0	
SOUTH DAKOTA	11/22/19	15	3	3	1.000	0	0	.000	0	0	.000	1	1	2	2.0	4	0	2	0	3	1	6	6.0	
at Georgia Tech	11/25/19	12	0	1	.000	0	0	.000	0	0	.000	1	1	2	2.0	2	0	0	1	1	1	0	4.0	
NORTHERN KY	11/30/19	24	3	5	.600	0	0	.000	0	0	.000	2	9	11	4.3	5	1	5	1	0	0	6	4.5	
AUSTIN PEAY	12/03/19	14	0	0	.000	0	0	.000	0	1	1.000	0	2	2	3.8	3	0	1	2	0	2	0	3.6	
at Western Kentucky	12/07/19	13	0	0	.000	0	0	.000	0	0	.000	2	4	6	4.2	3	0	1	2	3	0	0	3.0	
TULSA	12/14/19	18	2	2	1.000	0	0	.000	1	2	.500	0	7	7	4.6	3	0	2	1	0	1	5	3.3	
vs Valparaiso	12/21/19	13	0	1	.000	0	0	.000	3	6	.500	0	2	2	4.3	2	0	2	2	0	0	3	3.3	
at Indiana	12/29/19	17	3	4	.750	0	0	.000	0	0	.000	3	1	4	4.2	1	0	0	0	0	0	6	3.6	
TEXAS A&M	01/04/20	7	1	1	1.000	0	0	.000	0	0	.000	0	0	0	3.8	2	0	0	3	0	0	2	3.4	
at LSU	01/08/20	7	0	0	.000	0	0	.000	0	0	.000	0	0	0	3.5	4	0	1	0	0	0	0	3.1	
at Ole Miss	01/11/20	4	0	0	.000	0	0	.000	0	0	.000	0	0	0	3.2	1	0	0	1	0	0	0	2.8	
VANDERBILT	01/15/20	21	6	6	1.000	0	0	.000	2	2	1.000	2	1	3	3.2	2	0	2	2	0	0	14	3.7	
KENTUCKY	01/18/20	15	2	2	1.000	0	0	.000	0	0	.000	1	2	3	3.1	2	0	0	1	1	0	4	3.7	
at Mississippi St.	01/22/20	17	4	5	.800	0	0	.000	0	0	.000	2	0	2	3.1	2	0	0	0	1	1	8	4.0	
TCU	01/25/20 *	14	3	6	.500	0	0	.000	0	0	.000	1	0	1	2.9	1	0	0	2	0	0	6	4.1	
SOUTH CAROLINA	01/29/20 *	22	1	2	.500	0	0	.000	1	4	.250	2	5	7	3.2	4	0	0	1	0	1	3	4.1	
at Alabama	02/01/20 *	25	2	4	.500	0	0	.000	4	5	.800	5	6	11	3.6	5	1	0	1	2	1	8	4.3	
AUBURN	02/04/20 *	26	2	2	1.000	0	0	.000	0	0	.000	2	4	6	3.7	4	0	0	2	1	1	4	4.3	
at Missouri	02/08/20 *	36	6	12	.500	0	0	.000	5	7	.714	6	5	11	4.1	5	1	0	0	2	2	17	4.9	
at Tennessee	02/11/20 *	20	4	4	1.000	0	0	.000	2	3	.667	4	2	6	4.2	4	0	2	2	0	1	10	5.1	
MISSISSIPPI ST.	02/15/20 *	18	1	3	.333	0	0	.000	2	2	1.000	2	0	2	4.1	2	0	0	2	0	1	4	5.1	
Totals		7	377	46	67	.687	0	0	.000	20	33	.606	37	53	90	4.1	61	3	18	26	15	18	112	5.1

REGGIE CHANEY CAREER STATISTICS

Year	GP	GS	Min	Avg	FG	FGA	Pct	3FG	3FGA	Pct	FT	FTA	Pct	Off	Def	Tot	Avg	PF	FO	Ast	TO	Blk	Stl	Pts	Avg
2018-19	34	2	555	16.3	83	150	.553	0	0	.000	17	33	.515	40	78	118	3.5	82	2	25	46	46	21	183	5.4
2019-20	22	7	377	17.1	46	67	.687	0	0	.000	20	33	.606	37	53	90	4.1	61	3	18	26	15	18	112	5.1
TOTAL	56	9	932	16.6	129	217	.594	0	0	.000	37	66	.561	77	131	208	3.7	143	5	43	72	61	39	295	5.3

PERSONAL BESTS	
POINTS	SEC ONLY
Season: 17 at Missouri (02/08/20)	17 at Missouri (02/08/20)
Career: 17 at Missouri (02/08/20)	17 at Missouri (02/08/20)
FG MADE	SEC ONLY
Season: 6 (2x) last at Missouri (02/08/20)	6 (2x) last at Missouri (02/08/20)
Career: 7 at Providence (03/19/19)	6 (3x) last at Mizzou (02/08/20)
FG ATTEMPTED	SEC ONLY
Season: 12 at Missouri (02/08/20)	12 at Missouri (02/08/20)
Career: 12 at Missouri (02/08/20)	12 at Missouri (02/08/20)
3-POINT FG MADE	SEC ONLY
Season: --	--
Career: --	--
3-PT FG ATTEMPTS	SEC ONLY
Season: --	--
Career: --	--
FT MADE	SEC ONLY
Season: 4 at Alabama (02/01/20)	4 at Alabama (02/01/20)
Career: 4 at Alabama (02/01/20)	4 at Alabama (02/01/20)
FT ATTEMPTED	SEC ONLY
Season: 6 vs Valpo (12/21/19)	5 (2x) last at Missouri (02/08/20)
Career: 6 vs Valpo (12/21/19)	5 (2x) last at Mizzou (02/08/20)
REBOUNDS	SEC ONLY
Season: 11 (3x) last at Missouri (02/08/20)	11 (2x) last at Missouri (02/08/20)
Career: 11 (3x) last at Mizzou (02/08/20)	11 (2x) last at Mizzou (02/08/20)
ASSISTS	SEC ONLY
Season: 5 vs Northern Kentucky (11/30/19)	2 (2x) last at Tennessee (02/11/20)
Career: 5 vs Northern Ky (11/30/19)	4 vs. Missouri (01/23/19)
STEALS	SEC ONLY
Season: 4 vs Texas Southern (11/19/19)	2 at Missouri (02/08/20)
Career: 4 (3x), last vs TX SOU (11/19/19)	4 vs. LSU (01/12/19)
BLOCKED SHOTS	SEC ONLY
Season: 3 (2x) last at Western Ky (12/07/19)	2 (2x) last at Mizzou (02/08/20)
Career: 7 at Providence (03/19/19)	5 vs. Georgia (01/29/19)
MINUTES	SEC ONLY
Season: 36 at Missouri (02/08/20)	36 at Missouri (02/08/20)
Career: 36 at Missouri (02/08/20)	36 at Missouri (02/08/20)



ARKANSAS RAZORBACKS

2019-20 COMBINED REPORT

RECORD:	OVERALL	HOME	AWAY	NEUTRAL
ALL GAMES	16-9	11-4	4-5	1-0
CONFERENCE	4-8	2-4	2-4	0-0
NON-CONFERENCE	12-1	9-0	2-1	1-0

##	Player	GP	GS	Min	Avg	• TOTAL •			• 3-PTS •			• REBOUNDS •				PF FO		A TO Blk Stl				Pts Avg				
						FG	FGA	Pct	3FG	FGA	Pct	FT	FTA	Pct	Off									Def	Tot	Avg
15	Mason Jones	24	23	802	33.4	139	323	.430	49	150	.327	172	208	.827	19	124	143	6.0	76	3	79	80	5	40	499	20.8
01	Isaiah Joe	20	19	718	35.9	100	278	.360	72	212	.340	47	57	.825	13	73	86	4.3	32	0	38	35	6	30	319	16.0
33	Jimmy Whitt Jr.	25	25	929	37.2	149	302	.493	0	1	.000	68	96	.708	29	92	121	4.8	56	1	43	34	12	34	366	14.6
03	Desi Sills	25	23	781	31.2	88	218	.404	30	109	.275	46	69	.667	14	59	73	2.9	76	3	32	38	4	29	252	10.1
02	Adrio Bailey	25	24	594	23.8	62	123	.504	12	26	.462	28	54	.519	29	83	112	4.5	79	3	17	35	38	34	164	6.6
35	Reggie Chaney	22	7	377	17.1	46	67	.687	0	0	.000	20	33	.606	37	53	90	4.1	61	3	18	26	15	18	112	5.1
05	Jalen Harris	25	3	621	24.8	33	89	.371	12	48	.250	33	44	.750	10	51	61	2.4	67	2	61	35	6	24	111	4.4
00	Jeantal Cylla	22	1	186	8.5	10	33	.303	2	12	.167	4	9	.444	7	29	36	1.6	28	0	4	11	4	2	26	1.2
24	Ethan Henderson	13	0	74	5.7	5	10	.500	0	0	.000	1	3	.333	7	13	20	1.5	14	0	1	2	5	3	11	0.8
14	Jamario Bell	4	0	8	2.0	0	0	.000	0	0	.000	0	0	.000	0	2	2	0.5	3	0	0	0	3	0	0	0.0
12	Ty Stevens	6	0	5	0.8	0	1	.000	0	0	.000	0	3	.000	0	0	0	0.0	0	0	0	0	0	0	0	0.0
13	Emeka Obukwelu	4	0	5	1.3	0	1	.000	0	1	.000	0	0	.000	2	3	5	1.3	0	0	0	0	0	0	0	0.0
TM	TEAM.....														26	34	60	2.5	0		6				0	
	THE HOGS.....	25				632	1445	.437	177	559	.317	419	576	.727	193	616	809	32.4	492	15	293	302	98	214	1860	74.4
	Opponents.....	25				585	1402	.417	115	454	.253	394	565	.697	272	696	968	38.7	528	-	251	421	77	129	1679	67.2

Team Statistics	ARK	OPP
SCORING	1860	1679
Points per game	74.4	67.2
Scoring margin	+7.2	-
FIELD GOALS-ATT	632-1445	585-1402
Field goal pct	.437	.417
3 POINT FG-ATT	177-559	115-454
3-point FG pct	.317	.253
3-pt FG made per game	7.1	4.6
FREE THROWS-ATT	419-576	394-565
Free throw pct	.727	.697
F-Throws made per game	16.8	15.8
REBOUNDS	809	968
Rebounds per game	32.4	38.7
Rebounding margin	-6.4	-
ASSISTS	293	251
Assists per game	11.7	10.0
TURNOVERS	302	421
Turnovers per game	12.1	16.8
Turnover margin	+4.8	-
Assist/turnover ratio	1.0	0.6
STEALS	214	129
Steals per game	8.6	5.2
BLOCKS	98	77
Blocks per game	3.9	3.1
ATTENDANCE	230162	108285
Home games-Avg/Game	15-15344	9-10295
Neutral site-Avg/Game	-	1-15630

SCORE BY PERIODS:	1st	2nd	OT	Total
Arkansas	831	1001	28	1860
Opponents	781	857	41	1679

Date	Opponent	Result	Score	Attend
11/05/19	RICE	W	91-43	17274
11/12/19	NORTH TEXAS	W	66-43	12001
+ 11/16/19	MONTANA	W	64-46	13058
+ 11/19/19	TEXAS SOUTHERN	W	82-51	11182
+ 11/22/19	SOUTH DAKOTA	W	77-56	12581
11/25/19	at Georgia Tech	WOT	62-61	6547
+ 11/30/19	NORTHERN KENTUCKY	W	66-60	14080
12/03/19	AUSTIN PEAY	W	69-61	11995
12/07/19	at Western Kentucky	LOT	79-86	6862
12/14/19	TULSA	W	98-79	15589
! 12/21/19	vs Valparaiso	W	72-68	15630
12/29/19	at Indiana	W	71-64	14892
* 01/04/20	TEXAS A&M	W	69-59	19200
* 01/08/20	at LSU	L	77-79	8662
* 01/11/20	at Ole Miss	W	76-72	8233
* 01/15/20	VANDERBILT	W	75-55	14321
* 01/18/20	#10/12 KENTUCKY	L	66-73	19200
* 01/22/20	at Mississippi State	L	70-77	6337
% 01/25/20	TCU	W	78-67	19200
* 01/29/20	SOUTH CAROLINA	L	77-79	14085
* 02/01/20	at Alabama	W	82-78	12461
* 02/04/20	AUBURN	LOT	76-79	17196
* 02/08/20	at Missouri	LOT	79-83	11439
* 02/11/20	at Tennessee	L	61-82	17222
* 02/15/20	MISSISSIPPI ST.	L	77-78	19200

+ = Collegiate Hoops Roadshow (Razorback Regional)

! = played at Simmons Bank Arena (North Little Rock, Ark.)

* = SEC game

% = Big 12/SEC Challenge

ARKANSAS RAZORBACKS

2019-20 SEASON RESULTS & LEADERS

RECORD:	OVERALL	HOME	AWAY	NEUTRAL
ALL GAMES	16-9	11-4	4-5	1-0
CONFERENCE	4-8	2-4	2-4	0-0
NON-CONFERENCE	12-1	9-0	2-1	1-0

DATE	TIME (CT)	OPPONENT	TV	RESULT	ATTEND	RECORD (SEC)	HIGH POINTS	HIGH REBOUNDS
11/05/19	7:00 pm	RICE	SEC Network Plus	W 91-43	17274	1-0	-- (32)Mason Jones	(9)Adrio Bailey
11/12/19	7:00 pm	NORTH TEXAS	SEC Network Plus	W 66-43	12001	2-0	-- (16)Mason Jones (16)Isaiah Joe	(6)Mason Jones (6)Desi Sills
11/16/19	4:00 pm	+ MONTANA	SEC Network Plus	W 64-46	13058	3-0	-- (19)Mason Jones	(11)Adrio Bailey
11/19/19	7:00 pm	+ TEXAS SOUTHERN	SEC Network Plus	W 82-51	11182	4-0	-- (33)Isaiah Joe	(10)Jimmy Whitt Jr.
11/22/19	8:00 pm	+ SOUTH DAKOTA	SEC Network	W 77-56	12581	5-0	-- (24)Jimmy Whitt Jr.	(7)Jimmy Whitt Jr. (7)Mason Jones
11/25/19	6:00 pm	at Georgia Tech	ACC Network	W (OT) 62-61	6547	6-0	-- (24)Mason Jones	(9)Isaiah Joe
11/30/19	4:00 pm	+ NORTHERN KENTUCKY	SEC Network Plus	W 66-60	14080	7-0	-- (24)Jimmy Whitt Jr.	(11)Reggie Chaney
12/03/19	7:00 pm	AUSTIN PEAY	SEC Network Plus	W 69-61	11995	8-0	-- (17)Jimmy Whitt Jr.	(6)Isaiah Joe
12/07/19	6:30 pm	at Western Kentucky	CBS Sports Network	79-86 L (OT)	6862	8-1	--- (20)Desi Sills	(12)Jimmy Whitt Jr.
12/14/19	12:30 pm	TULSA	ESPNU	W 98-79	15589	9-1	-- (41)Mason Jones	(7)Reggie Chaney
12/21/19	7:00 pm	! vs Valparaiso	--	W 72-68	15630	10-1	-- (21)Isaiah Joe	(9)Mason Jones
12/29/19	TBA	at Indiana	Big Ten Network	W 71-64	14892	11-1	-- (24)Isaiah Joe	(8)Adrio Bailey
01/04/20	6:00 pm	* TEXAS A&M	SEC Network	W 69-59	19200	12-1	1-0 (17)Isaiah Joe (17)Mason Jones	(6)Mason Jones
01/08/20	8:00 pm	* at LSU	ESPNU	77-79 L	8662	12-2	1-1 (24)Mason Jones	(7)Adrio Bailey
01/11/20	5:00 pm	* at Ole Miss	SEC Network	W 76-72	8233	13-2	2-1 (34)Isaiah Joe	(6)Mason Jones
01/15/20	7:30 pm	* VANDERBILT	SEC Network	W 75-55	14321	14-2	3-1 (30)Jimmy Whitt Jr.	(8)Jimmy Whitt Jr.
01/18/20	3:00 pm	* #10/12 KENTUCKY	ESPN	66-73 L	19200	14-3	3-2 (19)Mason Jones	(6)Mason Jones
01/22/20	6:00 pm	* at Mississippi State	SEC Network	70-77 L	6337	14-4	3-3 (20)Jimmy Whitt Jr. (20)Mason Jones	(7)Mason Jones (7)Isaiah Joe
01/25/20	3:00 pm	% TCU	ESPN2	W 78-67	19200	15-4	-- (20)Jimmy Whitt Jr. (20)Mason Jones	(6)Adrio Bailey
01/29/20	7:30 pm	* SOUTH CAROLINA	SEC Network	77-79 L	14085	15-5	3-4 (34)Mason Jones	(12)Mason Jones
02/01/20	5:00 pm	* at Alabama	SEC Network	W 82-78	12461	16-5	4-4 (30)Mason Jones	(11)Reggie Chaney
02/04/20	6:00 pm	* AUBURN	SEC Network	76-79 L (OT)	17196	16-6	4-5 (40)Mason Jones	(7)Jimmy Whitt Jr. (7)Adrio Bailey
02/08/20	2:30 pm	* at Missouri	SEC Network	79-83 L (OT)	11439	16-7	4-6 (17)Mason Jones (17)Reggie Chaney	(11)Reggie Chaney
02/11/20	6:00 pm	* at Tennessee	SEC Network	61-82 L	17222	16-8	4-7 (19)Jimmy Whitt Jr.	(6)Reggie Chaney
02/15/20	Noon	* MISSISSIPPI STATE	SEC Network	77-78 L	19200	16-9	4-8 (38)Mason Jones	(6)Mason Jones (6)Jimmy Whitt Jr.
02/18/20	6:00 pm	* at Florida	ESPNU					
02/22/20	Noon	* MISSOURI	SEC Network					
02/26/20	7:30 pm	* TENNESSEE	SEC Network					
02/29/20	5:00 pm	* at Georgia	SEC Network					
03/04/20	6:00 pm	* LSU	SEC Network					
03/07/20	3:30 pm	* at Texas A&M	SEC Network					
03/11-15/20		^ SEC Tournament						

Home Games in CAPS | * - Southeastern Conference game | + = College Hoops Roadshow presented by AtmosAir - Razorback Regional
! - at Simmons Bank Arena (North Little Rock, Ark.) | % - Big 12/SEC Challenge | ^ - SEC Tournament (Nashville, Tenn. - Bridgestone Arena)

ATTENDANCE SUMMARY	GAMES	TOTALS	AVG/GAME
HOME	15	230162	15344
AWAY	9	92655	10295
NEUTRAL	1	15630	15630
TOTAL	25	338447	13538

ARKANSAS RAZORBACKS

2019-20 SEASON STATISTICS • ALL GAMES

RECORD:	OVERALL	HOME	AWAY	NEUTRAL
ALL GAMES	16-9	11-4	4-5	1-0
CONFERENCE	4-8	2-4	2-4	0-0
NON-CONFERENCE	12-1	9-0	2-1	1-0

##	Player	GP	GS	Min	Avg	• TOTAL •			• 3-PTS •			• REBOUNDS •														
						FG	FGA	Pct	3FG	FGA	Pct	FT	FTA	Pct	Off	Def	Tot	Avg	PF	FO	A	TO	Blk	Stl	Pts	Avg
15	Mason Jones	24	23	802	33.4	139	323	.430	49	150	.327	172	208	.827	19	124	143	6.0	76	3	79	80	5	40	499	20.8
01	Isaiah Joe	20	19	718	35.9	100	278	.360	72	212	.340	47	57	.825	13	73	86	4.3	32	0	38	35	6	30	319	16.0
33	Jimmy Whitt Jr.	25	25	929	37.2	149	302	.493	0	1	.000	68	96	.708	29	92	121	4.8	56	1	43	34	12	34	366	14.6
03	Desi Sills	25	23	781	31.2	88	218	.404	30	109	.275	46	69	.667	14	59	73	2.9	76	3	32	38	4	29	252	10.1
02	Adrio Bailey	25	24	594	23.8	62	123	.504	12	26	.462	28	54	.519	29	83	112	4.5	79	3	17	35	38	34	164	6.6
35	Reggie Chaney	22	7	377	17.1	46	67	.687	0	0	.000	20	33	.606	37	53	90	4.1	61	3	18	26	15	18	112	5.1
05	Jalen Harris	25	3	621	24.8	33	89	.371	12	48	.250	33	44	.750	10	51	61	2.4	67	2	61	35	6	24	111	4.4
00	Jeantal Cylla	22	1	186	8.5	10	33	.303	2	12	.167	4	9	.444	7	29	36	1.6	28	0	4	11	4	2	26	1.2
24	Ethan Henderson	13	0	74	5.7	5	10	.500	0	0	.000	1	3	.333	7	13	20	1.5	14	0	1	2	5	3	11	0.8
14	Jamario Bell	4	0	8	2.0	0	0	.000	0	0	.000	0	0	.000	0	2	2	0.5	3	0	0	0	3	0	0	0.0
12	Ty Stevens	6	0	5	0.8	0	1	.000	0	0	.000	0	3	.000	0	0	0	0.0	0	0	0	0	0	0	0	0.0
13	Emeka Obukwelu	4	0	5	1.3	0	1	.000	0	1	.000	0	0	.000	2	3	5	1.3	0	0	0	0	0	0	0	0.0
TEAM.....														26	34	60	2.5	0		6				0		
ARKANSAS.....		25				632	1445	.437	177	559	.317	419	576	.727	193	616	809	32.4	492	15	293	302	98	214	1860	74.4
Opponents.....		25				585	1402	.417	115	454	.253	394	565	.697	272	696	968	38.7	528	-	251	421	77	129	1679	67.2

SCORE BY PERIODS:	1st	2nd	OT	Total
Arkansas	831	1001	28	1860
Opponents	781	857	41	1679

DEADBALL REBOUNDS:	OFF	DEF	TOTAL
Arkansas	66	19	85
Opponents	80	14	94

ARKANSAS RAZORBACKS

2019-20 STATISTICS • SEC GAMES ONLY

RECORD:	OVERALL	HOME	AWAY
SEC ONLY	4-8	2-4	2-4

##	Player	GP	GS	Min	Avg	• TOTAL •			• 3-PTS •			• REBOUNDS •														
						FG	FGA	Pct	3FG	FGA	Pct	FT	FTA	Pct	Off	Def	Tot	Avg	PF	FO	A	TO	Blk	St	Pts	Avg
15	Mason Jones	12	11	422	35.2	71	182	.390	25	82	.305	95	121	.785	8	62	70	5.8	43	3	45	38	1	19	262	21.8
33	Jimmy Whitt Jr.	12	12	464	38.7	70	153	.458	0	1	.000	44	59	.746	13	39	52	4.3	27	0	10	15	6	16	184	15.3
01	Isaiah Joe	8	7	271	33.9	36	103	.350	27	81	.333	11	13	.846	4	26	30	3.8	14	0	11	10	2	10	110	13.8
03	Desi Sills	12	11	386	32.2	37	99	.374	15	49	.306	28	41	.683	8	27	35	2.9	37	2	15	14	0	13	117	9.8
02	Adrio Bailey	12	11	265	22.1	28	54	.519	8	16	.500	10	25	.400	9	38	47	3.9	45	3	6	18	15	11	74	6.2
35	Reggie Chaney	12	6	218	18.2	29	41	.707	0	0	.000	16	23	.696	26	25	51	4.3	37	2	5	15	7	9	74	6.2
05	Jalen Harris	12	2	305	25.4	15	45	.333	4	22	.182	15	21	.714	4	23	27	2.3	35	2	28	12	1	11	49	4.1
00	Jeantal Cylla	10	0	67	6.7	3	8	.375	1	2	.500	3	7	.429	3	11	14	1.4	14	0	3	2	0	2	10	1.0
24	Ethan Henderson	7	0	40	5.7	2	6	.333	0	0	.000	1	2	.500	4	4	8	1.1	7	0	0	0	0	2	5	0.7
12	Ty Stevens	3	0	2	0.7	0	0	.000	0	0	.000	0	0	.000	0	0	0	0.0	0	0	0	0	0	0	0	0.0
13	Emeka Obukwelu	2	0	3	1.5	0	0	.000	0	0	.000	0	0	.000	1	1	2	1.0	0	0	0	0	0	0	0	0.0
14	Jamario Bell	3	0	7	2.3	0	0	.000	0	0	.000	0	0	.000	0	2	2	0.7	2	0	0	0	2	0	0	0.0
TM TEAM.....															13	13	26	2.4	0		4				0	
RAZORBACKS.....				12		291	691	.421	80	253	.316	223	312	.715	93	271	364	30.3	261	12	123	128	34	93	885	73.8
Opponents.....				12		294	660	.445	61	216	.282	245	337	.727	134	352	486	40.5	268	-	126	182	46	55	894	74.5

SCORE BY PERIODS:	1st	2nd	OT	Total
Arkansas	381	485	19	885
Opponents	424	444	26	894

DEADBALL REBOUNDS:	OFF	DEF	TOTAL
Arkansas	36	9	45
Opponents	44	7	51

2019-20 RAZORBACK GAME-BY-GAME STATISTICS

Opponent	Date	Score	W/L	• TOTAL •			• 3-PTRS •						• REBOUNDS •										
				FG	FGA	Pct	3FG	FGA	Pct	FT	FTA	Pct	Off	Def	Tot	Avg	PF	A	TO	Blk	Stl	Pts	Avg
RICE	11/05/19	91-43	W	37	67	.552	10	25	.400	7	11	.636	10	35	45	45.0	16	19	21	5	14	91	91.0
NORTH TEXAS	11/12/19	66-43	W	20	45	.444	6	22	.273	20	24	.833	4	20	24	34.5	15	8	10	5	11	66	78.5
MONTANA	11/16/19	64-46	W	20	54	.370	4	20	.200	20	26	.769	14	23	37	35.3	18	9	13	2	11	64	73.7
TEXAS SOUTHERN	11/19/19	82-51	W	31	71	.437	6	26	.231	14	18	.778	11	25	36	35.5	14	13	10	10	13	82	75.8
SOUTH DAKOTA	11/22/19	77-56	W	31	66	.470	4	20	.200	11	12	.917	7	29	36	35.6	20	11	8	6	8	77	76.0
at Georgia Tech	11/25/19	62-61	Wot	22	59	.373	7	25	.280	11	16	.688	3	27	30	34.7	22	14	14	4	15	62	73.7
NORTHERN KY	11/30/19	66-60	W	23	55	.418	3	18	.167	17	22	.773	8	29	37	35.0	14	18	12	1	5	66	72.6
AUSTIN PEAY	12/03/19	69-61	W	22	46	.478	9	23	.391	16	18	.889	5	22	27	34.0	19	11	20	6	9	69	72.1
at Western Kentucky	12/07/19	79-86	Lot	28	67	.418	9	30	.300	14	20	.700	10	29	39	34.6	23	10	16	5	4	79	72.9
TULSA	12/14/19	98-79	W	34	60	.567	11	30	.367	19	29	.655	5	26	31	34.2	22	18	8	7	12	98	75.4
vs Valparaiso	12/21/19	72-68	W	21	52	.404	10	27	.370	20	31	.645	6	36	42	34.9	14	14	19	8	9	72	75.1
at Indiana	12/29/19	71-64	W	25	62	.403	12	31	.387	9	12	.750	9	26	35	34.9	18	11	11	3	5	71	74.8
TEXAS A&M	01/04/20	69-59	W	24	58	.414	10	29	.345	11	15	.733	8	19	27	34.3	17	12	9	2	9	69	74.3
at LSU	01/08/20	77-79	L	26	58	.448	8	25	.320	17	18	.944	3	21	24	33.6	22	9	7	4	8	77	74.5
at Ole Miss	01/11/20	76-72	W	23	56	.411	8	20	.400	22	27	.815	5	23	28	33.2	18	13	10	4	7	76	74.6
VANDERBILT	01/15/20	75-55	W	31	64	.484	5	20	.250	8	15	.533	9	29	38	33.5	19	19	7	3	5	75	74.6
KENTUCKY	01/18/20	66-73	L	19	57	.333	8	26	.308	20	30	.667	8	21	29	33.2	22	8	11	5	8	66	74.1
at Mississippi St.	01/22/20	70-77	L	30	63	.476	4	20	.200	6	11	.545	7	24	31	33.1	23	12	7	5	5	70	73.9
TCU	01/25/20	78-67	W	27	50	.540	6	9	.667	18	25	.720	8	18	26	32.7	16	14	12	2	5	78	74.1
SOUTH CAROLINA	01/29/20	77-79	L	22	54	.407	7	26	.269	26	40	.650	7	29	36	32.9	23	8	16	1	5	77	74.2
at Alabama	02/01/20	82-78	W	28	59	.475	6	16	.375	20	29	.690	11	23	34	33.0	19	7	10	2	11	82	74.6
AUBURN	02/04/20	76-79	Lot	25	59	.424	10	25	.400	16	26	.615	6	21	27	32.7	22	11	10	2	14	76	74.7
at Missouri	02/08/20	79-83	Lot	24	62	.387	3	14	.214	28	39	.718	11	24	35	32.8	32	8	14	3	8	79	74.9
at Tennessee	02/11/20	61-82	L	15	49	.306	5	16	.313	26	36	.722	11	18	29	32.6	26	6	14	2	9	61	74.3
MISSISSIPPI ST.	02/15/20	77-78	L	24	52	.462	6	16	.375	23	26	.885	7	19	26	32.4	18	10	13	1	4	77	74.4
Arkansas		1860		632	1445	.437	177	559	.317	419	576	.727	193	616	809	32.4	492	293	302	98	214	1860	74.4
Opponents		1679		585	1402	.417	115	454	.253	394	565	.697	272	696	968	38.7	528	251	421	77	129	1679	67.2

Games played: 25

Points/game: 74.4

FG Pct: 43.7

3FG Pct: 31.7

FT Pct: 72.7

Rebounds/game: 32.4

Assists/game: 11.7

Turnovers/game: 12.1

Assist/turnover ratio: 1.0

Steals/game: 8.6

Blocks/game: 3.9

2019-20 OPPONENT GAME-BY-GAME STATISTICS

Opponent	Date	Score	W/L	• TOTAL •			• 3-PTRS •						• REBOUNDS •										
				FG	FGA	Pct	3FG	FGA	Pct	FT	FTA	Pct	Off	Def	Tot	Avg	PF	A	TO	Blk	Stl	Pts	Avg
RICE	11/05/19	91-43	W	16	56	.286	2	25	.080	9	15	.600	6	21	27	27.0	16	7	27	2	9	43	43.0
NORTH TEXAS	11/12/19	66-43	W	17	51	.333	2	17	.118	7	12	.583	14	23	37	32.0	22	8	18	0	3	43	43.0
MONTANA	11/16/19	64-46	W	18	56	.321	2	16	.125	8	14	.571	15	24	39	34.3	22	10	23	5	5	46	44.0
TEXAS SOUTHERN	11/19/19	82-51	W	19	55	.345	2	11	.182	11	19	.579	12	27	39	35.5	20	8	24	6	4	51	45.8
SOUTH DAKOTA	11/22/19	77-56	W	22	55	.400	3	12	.250	9	14	.643	6	24	30	34.4	15	11	13	1	5	56	47.8
at Georgia Tech	11/25/19	62-61	Wot	22	53	.415	2	12	.167	15	22	.682	10	37	47	36.5	16	7	24	1	6	61	50.0
NORTHERN KY	11/30/19	66-60	W	20	51	.392	8	24	.333	12	15	.800	5	27	32	35.9	19	9	12	4	10	60	51.4
AUSTIN PEAY	12/03/19	69-61	W	22	53	.415	6	19	.316	11	13	.846	10	20	30	35.1	21	8	21	0	4	61	52.6
at Western Kentucky	12/07/19	79-86	Lot	31	67	.463	5	19	.263	19	28	.679	12	32	44	36.1	19	11	15	4	7	86	56.3
TULSA	12/14/19	98-79	W	28	64	.438	4	18	.222	19	27	.704	14	25	39	36.4	23	10	13	1	5	79	58.6
vs Valparaiso	12/21/19	72-68	W	27	72	.375	7	25	.280	7	11	.636	9	34	43	37.0	27	13	16	1	9	68	59.5
at Indiana	12/29/19	71-64	W	25	59	.424	5	21	.238	9	18	.500	12	29	41	37.3	17	12	14	3	4	64	59.8
TEXAS A&M	01/04/20	69-59	W	21	45	.467	4	14	.286	13	20	.650	8	26	34	37.1	15	8	17	1	6	59	59.8
at LSU	01/08/20	77-79	L	27	66	.409	4	15	.267	21	28	.750	23	30	53	38.2	16	8	13	5	1	79	61.1
at Ole Miss	01/11/20	76-72	W	22	54	.407	3	13	.231	25	26	.962	10	30	40	38.3	24	6	16	4	5	72	61.9
VANDERBILT	01/15/20	75-55	W	19	48	.396	5	20	.250	12	22	.545	4	26	30	37.8	17	12	16	1	0	55	61.4
KENTUCKY	01/18/20	66-73	L	24	54	.444	5	14	.357	20	27	.741	12	35	47	38.4	24	12	16	5	5	73	62.1
at Mississippi St.	01/22/20	70-77	L	22	57	.386	6	19	.316	27	31	.871	11	30	41	38.5	15	12	9	4	4	77	62.9
TCU	01/25/20	78-67	W	24	50	.480	6	19	.316	13	20	.650	13	21	34	38.3	23	11	19	3	3	67	63.2
SOUTH CAROLINA	01/29/20	77-79	L	28	55	.509	6	20	.300	17	33	.515	5	31	36	38.2	33	14	16	2	4	79	64.0
at Alabama	02/01/20	82-78	W	27	60	.450	8	31	.258	16	24	.667	15	26	41	38.3	25	11	17	6	7	78	64.6
AUBURN	02/04/20	76-79	Lot	25	57	.439	8	31	.258	21	30	.700	15	29	44	38.5	23	11	18	4	3	79	65.3
at Missouri	02/08/20	79-83	Lot	23	60	.383	3	16	.188	34	44	.773	16	36	52	39.1	27	6	17	2	8	83	66.0
at Tennessee	02/11/20	61-82	L	26	53	.491	6	16	.375	24	30	.800	11	29	40	39.2	26	17	11	6	7	82	66.7
MISSISSIPPI ST.	02/15/20	77-78	L	30	51	.588	3	7	.429	15	22	.682	4	24	28	38.7	23	9	16	6	5	78	67.2
Opponents		1679		585	1402	.417	115	454	.253	394	565	.697	272	696	968	38.7	528	251	421	77	129	1679	67.2
Arkansas		1860		632	1445	.437	177	559	.317	419	576	.727	193	616	809	32.4	492	293	302	98	214	1860	74.4

Games played: 25

Points/game: 67.2

FG Pct: 41.7

3FG Pct: 25.3

FT Pct: 69.7

Rebounds/game: 38.7

Assists/game: 10.0

Turnovers/game: 16.8

Assist/turnover ratio: 0.6

Steals/game: 5.2

Blocks/game: 3.1

ARKANSAS RAZORBACKS

2019-20 GAME-BY-GAME POINTS-ASSISTS-REBOUNDS

Opponent	Date	Score	WL	0 CYLLA	1 JOE	2 BAILEY	3 SILLS	5 HARRIS	12 STEVENS	13 OBUKWELU	14 BELL	15 JONES	24 HENDERSON	33 WHITT	35 CHANEY
RICE	11/05/19	91-43	W	5-6-0	24-5-7	8-9-1	8-1-2	10-4-1	0-0-0	0-3-0	--	32-7-3	2-3-0	2-4-5	DNP
N TX	11/12/19	66-43	W	2-2-0	16-3-2	8-5-0	9-6-1	2-0-1	DNP	DNP	--	16-6-2	DNP	13-1-2	DNP
MONT	11/16/19	64-46	W	0-2-0	9-5-2	12-11-1	5-3-0	5-1-0	DNP	DNP	--	19-5-4	DNP	14-7-2	DNP
TX SOU	11/19/19	82-51	W	2-1-0	33-4-1	4-4-3	10-2-2	2-5-5	0-0-0	DNP	--	6-2-1	2-2-0	17-10-1	6-2-0
SD	11/22/19	77-56	W	7-4-0	5-5-5	7-3-0	6-4-1	8-1-2	DNP	DNP	--	14-7-0	DNP	24-7-1	6-2-2
at GA TECH	11/25/19	62-61	WOT	0-1-0	13-9-1	8-3-3	11-5-4	0-0-1	DNP	DNP	--	24-6-3	DNP	6-4-2	0-1-0
NKU	11/30/19	66-60	W	0-0-0	10-0-4	4-3-1	17-4-1	5-4-5	DNP	DNP	DNP	DNP-Inj	DNP	24-9-2	6-11-5
APSU	12/03/19	69-61	W	0-0-0	16-6-1	4-2-2	8-1-1	6-4-3	DNP	DNP	DNP	16-4-2	2-4-0	17-2-1	0-2-1
at WKU	12/07/19	79-86	LOT	0-0-0	18-4-2	7-4-0	20-1-0	9-1-2	DNP	DNP	DNP	8-9-1	0-0-0	17-12-4	0-6-1
TULSA	12/14/19	98-79	W	0-0-0	20-3-1	8-3-0	9-0-3	4-3-3	0-0-0	0-0-0	0-0-0	41-6-4	0-3-1	11-5-4	5-7-2
vs VALPO	12/21/19	72-68	W	0-2-0	21-7-1	10-5-0	4-5-0	4-6-3	DNP	DNP	DNP	20-9-4	DNP	10-3-4	3-2-2
at IND	12/29/19	71-64	W	DNP	24-5-0	3-8-0	10-5-1	0-1-1	DNP	DNP	DNP	21-6-6	DNP	7-3-3	6-4-0
TX A&M	01/04/20	69-59	W	0-1-0	17-5-2	2-1-0	13-4-1	6-4-5	DNP	DNP	DNP	17-6-3	DNP	12-4-1	2-0-0
at LSU	01/08/20	77-79	L	DNP	13-3-1	8-7-0	8-2-1	2-1-2	DNP	DNP	DNP	24-5-4	0-0-0	22-3-0	0-0-1
at OM	01/11/20	76-72	W	1-5-0	34-4-2	8-5-1	9-3-0	0-2-1	DNP	DNP	DNP	13-6-9	DNP	11-3-0	0-0-0
VANDY	01/15/20	75-55	W	0-0-0	12-4-3	3-5-0	13-7-2	2-2-4	0-0-0	0-0-0	0-1-0	1-7-8	0-0-0	30-8-0	14-3-2
UK	01/18/20	66-73	L	DNP	13-5-0	6-5-2	4-2-1	6-2-1	DNP	DNP	DNP	19-6-2	DNP	14-5-2	4-3-0
at MSU	01/22/20	70-77	L	5-2-1	5-7-3	6-4-0	2-1-2	4-0-2	DNP	DNP	DNP	20-7-4	DNP	20-4-0	8-2-0
TCU	01/25/20	78-67	W	0-4-1	DNP-Inj	7-6-0	18-2-1	7-4-6	DNP	DNP	DNP	20-5-4	0-0-0	20-2-2	6-1-0
USC	01/29/20	77-79	L	0-0-0	16-1-0	4-2-0	9-3-1	4-5-3	DNP	DNP	DNP	34-12-4	0-0-0	7-3-0	3-7-0
at BAMA	02/01/20	82-78	W	0-2-0	0-1-0	0-1-0	7-1-2	11-2-2	DNP	DNP	DNP	30-5-1	DNP	26-4-2	8-11-0
AUB	02/04/20	76-79	LOT	0-0-0	DNP-Inj	11-7-1	14-1-2	7-2-2	DNP	DNP	DNP	40-3-5	0-1-0	0-7-1	4-6-0
at MIZ	02/08/20	79-83	LOT	0-2-1	DNP-Inj	10-3-1	12-4-1	7-4-4	0-0-0	DNP	DNP	17-5-1	1-0-0	15-3-0	17-11-0
at UT	02/11/20	61-82	L	4-1-1	DNP	6-3-0	11-4-0	0-2-0	0-0-0	0-2-0	0-1-0	9-2-2	2-4-0	19-2-1	10-6-2
MSU	02/15/20	77-78	L	0-1-0	DNP	10-4-1	15-3-2	0-1-2	DNP	DNP	0-0-0	38-6-2	2-3-0	8-6-3	4-2-0

ARKANSAS RAZORBACKS

2019-20 STARTING LINEUPS

Date	Opponent						1st SUB	Outcome	RECORD BY LINEUP:						RECORD BY 1ST SUB (including ties)	
Nov. 05	Rice	Whitt	Sills	Joe	Jones	Bailey	Cylla	W, 91-43	Whitt	Joe	Sills	Jones	Bailey	13-4	Harris	9-4
Nov. 12	North Texas	Whitt	Sills	Joe	Jones	Bailey	Harris	W, 66-43	Whitt	Joe	Sills	Cylla	Bailey	1-0	Chaney	5-3
Nov. 16	Montana	Whitt	Sills	Joe	Jones	Bailey	Cylla / Harris	W, 64-46	Whitt	Harris	Chaney	Jones	Bailey	1-1	Cylla	4-1
Nov. 19	Texas Southern	Whitt	Sills	Joe	Jones	Bailey	Harris	W, 82-51	Whitt	Joe	Sills	Jones	Chaney	1-0	Sills	1-0
Nov. 22	South Dakota	Whitt	Sills	Joe	Jones	Bailey	Cylla	W, 77-56	Whitt	Chaney	Sills	Jones	Bailey	0-3	Joe	0-1
Nov. 25	@ Ga Tech	Whitt	Sills	Joe	Jones	Bailey	Chaney	W, 62-61 ot	Whitt	Chaney	Sills	Harris	Bailey	0-1	Jones	0-1
Nov. 30	Northern Ky	Whitt	Sills	Joe	Cylla	Bailey	Chaney / Harris	W, 66-60								
Dec. 03	Austin Peay	Whitt	Sills	Joe	Jones	Bailey	Chaney / Harris	W, 69-61								
Dec. 07	@ Western Ky	Whitt	Sills	Joe	Jones	Bailey	Chaney	L, 79-86 ot								
Dec. 14	Tulsa	Whitt	Sills	Joe	Jones	Bailey	Harris	W, 98-79								
Dec. 22	vs Valpo	Whitt	Sills	Joe	Jones	Bailey	Harris	W, 72-68								
Dec. 29	at Indiana	Whitt	Sills	Joe	Jones	Bailey	Chaney	W, 71-64								
Jan. 04	Texas A&M	Whitt	Sills	Joe	Jones	Bailey	Harris	W, 69-59								
Jan. 08	@ LSU	Whitt	Sills	Joe	Jones	Bailey	Chaney	L, 77-79								
Jan. 11	@ Ole Miss	Whitt	Sills	Joe	Jones	Bailey	Cylla	W, 76-72								
Jan. 15	Vanderbilt	Whitt	Sills	Joe	Jones	Bailey	Chaney	W, 75-55								
Jan. 18	Kentucky	Whitt	Sills	Joe	Jones	Bailey	Chaney/Harris	L, 66-73								
Jan. 22	@ Miss State	Whitt	Sills	Joe	Jones	Bailey	Harris	L, 70-77								
Jan. 25	TCU	Whitt	Harris	Chaney	Jones	Bailey	Sills	W, 78-67								
Jan. 29	South Carolina	Whitt	Harris	Chaney	Jones	Bailey	Joe	L, 77-79								
Feb. 1	@ Alabama	Whitt	Sills	Joe	Jones	Chaney	Harris	W, 82-78								
Feb. 4	Auburn	Whitt	Sills	Chaney	Jones	Bailey	Harris	L, 76-79 ot								
Feb. 8	@ Missouri	Whitt	Sills	Chaney	Jones	Bailey	Harris	L, 79-83 ot								
Feb. 11	@ Tennessee	Whitt	Sills	Chaney	Harris	Bailey	Jones	L, 61-82								
Feb. 15	Mississippi State	Whitt	Sills	Chaney	Jones	Bailey	Cylla	L, 77-78								

ARKANSAS RAZORBACKS

2019-20 SPECIALTY STATS (ARKANSAS/OPPONENT)

Opponent	Pts in Paint	Pts Off TO	2nd Chance	Fast Break	Bench	Ties	Lead Chng	Ark Largest Lead	Best Ark Run	Opp Largest Lead	Best Opp Run	Ark Led	Opp Opp	Gm Tied
RICE	42 / 26	29 / 19	7 / 0	30 / 15	17 / 16	1	2	48 03:25 2nd	12 pts	2 16:57 1st	8 pts	37:35	0:45	1:40
NORTH TEXAS	20 / 28	22 / 7	7 / 12	14 / 9	4 / 7	0	0	23 0:03 2nd	9 pts (2x)	- - -	7 pts	38:41	--	1:19
MONTANA	26 / 28	23 / 12	16 / 11	14 / 6	5 / 10	1	0	20 1:35 2nd	8 pts	- - -	6 pts	38:30	--	1:30
TEXAS SOUTHERN	44 / 28	25 / 6	12 / 7	24 / 18	12 / 21	0	2	31 0:58 2nd	12 pts	1 17:44 1st	8 pts	38:13	0:18	1:29
SOUTH DAKOTA	44 / 32	12 / 12	16 / 11	11 / 9	21 / 7	0	0	23 3:04 2nd	13 pts (2x)	- - -	6 pts	39:42	--	0:18
@ Georgia Tech	20 / 34	18 / 11	0 / 12	19 / 12	0 / 10	5	9	9 16:07 2nd	11 pts	3 9:02 1st	7 pts	32:08	3:15	9:36
NORTHERN KY	38 / 18	19 / 11	7 / 5	15 / 7	11 / 0	1	2	12 8:49 2nd	10 pts	9 15:01 1st	8 pts	22:43	16:16	1:01
AUSTIN PEAY	24 / 24	21 / 18	9 / 17	14 / 7	8 / 11	5	5	13 2:42 2nd	9 pts	5 19:43 1st	6 pts	31:43	4:13	4:11
@ Western Ky	26 / 46	17 / 23	8 / 15	13 / 15	9 / 19	12	11	6 13:38 2nd	7 pts	7 19:34 2nd	9 pts	16:11	21:45	7:03
Tulsa	30 / 42	23 / 8	5 / 14	27 / 8	9 / 10	0	2	23 2:30 2nd	12 pts	1 17:40 1st	6 pts	38:48	0:15	0:57
vs Valpo	16 / 30	16 / 30	4 / 12	18 / 11	7 / 20	7	11	13 12:32 1st	8 pts	8 7:27 2nd	8 pts	22:10	14:53	2:57
at Indiana	20 / 34	9 / 6	12 / 9	15 / 4	6 / 14	5	12	7 0:27 2nd	9 pts	11 16:04 2nd	7 pts	7:09	28:26	4:25
TEXAS A&M	22 / 26	17 / 7	7 / 9	8 / 7	8 / 6	7	7	10 3x 2nd	6 pts	3 19:29 1st	4 pts	30:05	6:08	3:47
@ LSU	24 / 34	15 / 10	0 / 26	16 / 4	2 / 4	13	19	11 4:06 1st	12 pts	8 19:20 2nd	8 pts	18:46	16:28	4:57
@ Ole Miss	22 / 32	19 / 6	3 / 9	15 / 6	1 / 2	7	9	8 16:14 1st	10 pts	11 14:20 2nd	9 pts	15:01	22:27	2:32
VANDERBILT	42 / 26	18 / 4	7 / 2	12 / 5	16 / 18	3	4	20 0:39 2nd	8 pts	3 11:02 1st	7 pts	34:41	3:39	1:40
KENTUCKY	22 / 32	11 / 8	9 / 14	10 / 12	10 / 18	4	4	4 16:23 1st	7 pts	12 1:57 2nd	15 pts	5:28	31:24	3:08
@ Miss State	46 / 24	9 / 10	8 / 11	17 / 15	17 / 18	3	6	5 9:37 1st	9 pts	11 2:21 2nd	9 pts	5:02	32:00	2:56
TCU	34 / 34	15 / 11	12 / 15	18 / 6	18 / 10	4	3	15 7:53 2nd	9 pts	4 15:51 1st	6 pts	33:11	4:02	2:47
SOUTH CAROLINA	28 / 36	11 / 8	9 / 7	5 / 17	25 / 37	1	0	- - -	9 pts	11 10:09 1st	6 pts	--	37:43	2:17
@ Alabama	28 / 36	27 / 13	11 / 17	16 / 6	11 / 5	3	11	7 8:35 2nd	9 pts	12 17:19 1st	12 pts	12:54	25:12	1:54
Auburn	28 / 34	20 / 14	6 / 16	15 / 16	7 / 16	11	12	11 5:59 2nd	10 pts	5 1:42 OT	11 pts	22:47	15:47	6:26
@ Mizzouri	32 / 38	24 / 14	11 / 16	8 / 4	19 / 8	7	8	3 4:44 2nd	9 pts	9 10:11 1st	9 pts	4:06	37:21	3:33
@ Tennessee	16 / 40	10 / 8	8 / 13	10 / 5	15 / 16	1	1	3 19:34 1st	8 pts	27 9:46 2nd	8 pts	0:23	37:55	1:42
MISSISSIPPI ST	28 / 36	18 / 13	7 / 12	15 / 26	2 / 34	5	7	5 18:45 1st	9 pts	17 14:37 2nd	10 pts	8:58	28:37	2:25

DEFLECTIONS (Arkansas career Only)

Player	16-17	17-18	18-19	19-20	Career
Bailey	45	106	110	111	372
Bell	-	-	-	3	3
Chaney	-	-	115	59	174
Cylla	-	-	-	16	16
Harris	-	-	92	41	133
Henderson	-	-	7	10	17
Joe	-	-	110	43	153
Jones	-	-	84	80	164
Sills	-	-	60	65	125
Whitt	-	-	-	86	86

MOST IN A GAME 2019-20:

- 10 Jones (Montana)
- 9 Bailey (VAL ● AUB)
- 8 Bailey (S DAK ● @LSU)
- 7 Bailey (Rice ● TXSOU) | Jones (TAM)
- 6 Chaney (TXSOU ● @MIZ) | Whitt (GT ● VAL)
- Bailey (WKU ● IND) | Jones (Tulsa) | Sills 6

CHARGES DRAWN (Arkansas career Only)

Player	16-17	17-18	18-19	19-20	Career
Bailey	4	4	3	4	33
Chaney	-	-	0	-	0
Cylla	-	-	-	-	0
Harris	-	-	4	4	8
Henderson	-	-	0	-	0
Joe	-	-	27*	11	38
Jones	-	-	0	2	2
Sills	-	-	3	5	8
Whitt	-	-	-	5	5

* - led team

DUNKS (Arkansas career Only)

Player	16-17	17-18	18-19	19-20	Career
Bailey	6	16	18	18	58
Chaney	-	-	17	12	29
Cylla	-	-	-	2	2
Harris	-	-	12	4	16
Henderson	-	-	2	3	5
Joe	-	-	2	3	5
Jones	-	-	0	1	1
Sills	-	-	1	2	3
Whitt	-	-	-	11	11

ARKANSAS RAZORBACKS

2019-20 GAME HIGHS IN...

Opponent	DATE	SCORE	RESULT	POINTS	REBOUNDS	ASSISTS	STEALS	BLOCKED SHOTS
RICE	11/05/19	91-43	W	32-Mason Jones	9-Adrio Bailey	7-Isaiah Joe	5-Mason Jones	1-Whitt • Bailey Cylla • Harris Henderson
NORTH TEXAS	11/12/19	66-43	W	16-Isaiah Joe	6-Mason Jones	2-Mason Jones Isaiah Joe	4-Adrio Bailey	1-Joe • Whitt Jr. Harris • Bailey Sills
MONTANA	11/16/19	64-46	W	19-Mason Jones	11-Adrio Bailey	4-Mason Jones	4-Jalen Harris Mason Jones	1-Mason Jones Adrio Bailey
TEXAS SOUTHERN	11/19/19	82-51	W	33-Isaiah Joe	10-Jimmy Whitt Jr.	5-Jalen Harris	5-Isaiah Joe	5-Adrio Bailey
SOUTH DAKOTA	11/22/19	77-56	W	24-Jimmy Whitt Jr.	7-Mason Jones Jimmy Whitt Jr.	5-Isaiah Joe	3-Jimmy Whitt Jr. Adrio Bailey	3-Reggie Chaney
at Georgia Tech	11/25/19	62-61	W ot	24-Mason Jones	9-Isaiah Joe	4-Desi Sills	6-Isaiah Joe	2-Jimmy Whitt Jr.
NORTHERN KENTUCKY	11/30/19	66-60	W	24-Jimmy Whitt Jr.	11-Reggie Chaney	5-Jalen Harris Reggie Chaney	2-Desi Sills	1-Desi Sills
AUSTIN PEAY	12/03/19	69-61	W	17-Jimmy Whitt Jr.	6-Isaiah Joe	3-Jalen Harris	2-Joe • Bailey Sills • Chaney	3-Ethan Henderson
at Western Kentucky	12/07/19	79-86	L ot	20-Desi Sills	12-Jimmy Whitt Jr.	4-Jimmy Whitt Jr.	2-Desi Sills	3-Reggie Chaney
TULSA	12/14/19	98-79	W	41-Mason Jones	7-Reggie Chaney	4-Jimmy Whitt Jr. Mason Jones	4-Mason Jones	2-Adrio Bailey
vs Valparaiso	12/21/19	72-68	W	21-Isaiah Joe	9-Mason Jones	4-Jimmy Whitt Jr. Mason Jones	3-Adrio Bailey Jimmy Whitt Jr.	5-Adrio Bailey
at Indiana	12/29/19	71-64	W	24-Isaiah Joe	8-Adrio Bailey	6-Mason Jones	2-Jimmy Whitt Jr.	2-Adrio Bailey
TEXAS A&M	01/04/20	69-59	W	17-Mason Jones Isaiah Joe	6-Mason Jones	5-Jalen Harris	3-Mason Jones	1-Jimmy Whitt Jr. Adrio Bailey
at LSU	01/08/20	77-79	L	24-Mason Jones	7-Adrio Bailey	4-Mason Jones	2-Mason Jones Jalen Harris Isaiah Joe	4-Adrio Bailey
at Ole Miss	01/11/20	76-72	W	34-Isaiah Joe	6-Mason Jones	9-Mason Jones	3-Mason Jones	2-Isaiah Joe Adrio Bailey
VANDERBILT	01/15/20	75-55	W	30-Jimmy Whitt Jr.	8-Jimmy Whitt Jr.	8-Mason Jones	2-Desi Sills	2-Jimmy Whitt Jr.
KENTUCKY	01/18/20	66-73	L	19-Mason Jones	6-Mason Jones	2-Jimmy Whitt Jr. Adrio Bailey Mason Jones	3-Adrio Bailey	2-Adrio Bailey Jimmy Whitt Jr.
at Mississippi St.	01/22/20	70-77	L	20-Mason Jones Jimmy Whitt Jr.	7-Isaiah Joe Mason Jones	4-Mason Jones	1- Joe • Chaney Whitt • Harris Jones	1-Chaney • Harris Whitt • Bailey Jones
TCU	01/25/20	78-67	W	20-Mason Jones Jimmy Whitt Jr.	6-Adrio Bailey	6-Jalen Harris	2-Desi Sills	1-Jeantal Cylla Adrio Bailey
SOUTH CAROLINA	01/29/20	77-79	L	34-Mason Jones	12-Mason Jones	4-Mason Jones	1-Cylla • Jones Whitt • Chaney Joe	1-Adrio Bailey
at Alabama	02/01/20	82-78	W	30-Mason Jones	11-Reggie Chaney	2-Jalen Harris Desi Sills	4-Jimmy Whitt Jr.	2-Reggie Chaney
AUBURN	02/04/20	76-79	LOT	40-Mason Jones	7-Adrio Bailey Jimmy Whitt Jr.	5-Mason Jones	4-Desi Sills	1-Reggie Chaney Adrio Bailey
at Missouri	02/08/20	79-83	LOT	17-Reggie Chaney Mason Jones	11-Reggie Chaney	4-Jalen Harris	2-Adrio Bailey Reggie Chaney Jalen Harris	2-Reggie Chaney
at Tennessee	02/11/20	61-82	L	19-Jimmy Whitt Jr.	6-Reggie Chaney	2-Reggie Chaney Mason Jones	3-Jimmy Whitt Jr.	2-Jamario Bell
MISSISSIPPI ST.	02/15/20	77-78	L	38-Mason Jones	6-Jimmy Whitt Jr. Mason Jones	3-Jimmy Whitt Jr.	1-Sills • Chaney Jones • Bailey	1-Adrio Bailey

LED TEAM IN POINTS (including ties)	
Jones	15
Whitt	7
Joe	6
Sills	1
Chaney	1

LED TEAM IN REBS (including ties)	
Jones	9
Bailey	6
Whitt	6
Chaney	5
Joe	3
Sills	1

LED TEAM IN ASSISTS (including ties)	
Jones	13
Harris	7
Whitt	6
Joe	3
Sills	2
Chaney	2
Bailey	2

LED TEAM IN STEALS (including ties)	
Jones	9
Whitt	7
Sills	7
Bailey	7
Joe	6
Chaney	5
Harris	4
Cylla	1

LED TEAM IN BLKS (including ties)	
Bailey	16
Whitt	7
Chaney	5
Harris	3
Joe	2
Sills	2
Henderson	2
Jones	2
Cylla	2
Bell	1

GAME 1		43		19 24		43		91			
SEC ESPN+ ARKANSAS		43		39 52		91					
Nov. 5, 2019 • Fayetteville, Ark.											

Rice 43 • 0-1

#	Player	Total		3-Ptr		Rebounds			PF	TP	A	TO	Blk	Stl	Min
		FG-FGA	FG-FGA	FT-FTA	FT-FTA	Off	Def	Tot							
10	Robert Martin	f	1-7	0-2	3-4	1	2	3	3	5	0	4	0	0	29
02	Trey Murphy III		3-10	0-5	1-2	1	1	2	2	7	0	3	1	0	30
03	Ako Adams		4-10	2-7	3-3	0	1	1	3	13	1	6	0	1	19
23	Drew Peterson		0-5	0-3	0-0	0	8	8	0	0	2	4	0	0	23
24	Chris Mullins		1-7	0-2	1	2	3	1	2	1	1	1	1	2	24
00	Payton Moore		1-3	0-2	0-0	0	0	0	1	2	1	4	0	4	15
01	Josh Parrish		2-4	0-0	0	0	1	1	2	4	0	0	0	1	15
04	Quincy Olivari		2-6	0-4	2-4	0	2	2	3	6	1	0	0	1	14
05	Addison Owen		0-0	0-0	0-0	0	0	0	0	0	0	0	0	0	2
13	Tommy McCarthy		0-1	0-0	0-0	0	0	0	0	0	0	0	0	0	3
14	Reed Myers		0-0	0-0	0-0	0	0	0	0	0	0	0	0	0	2
15	Max Fiedler		2-3	0-0	0-0	0	2	2	0	4	0	0	0	0	7
20	Zach Crisler		0-0	0-0	0-0	0	0	0	1	0	1	2	0	0	12
35	Tim Harrison		0-0	0-0	0-0	1	1	2	0	0	0	0	0	0	5
Team						2	1	3			3				
Totals			16-56	2-25	9-15	6	21	27	16	43	7	27	2	9	200
FG % 1st Half:		8-25	32.0%	2nd half:	8-31	25.8%	Game:	16-56	28.6%					Deadball Rebounds	
3FG % 1st Half:		2-13	15.4%	2nd half:	0-12	0.0%	Game:	2-25	8.0%						
FT % 1st Half:		1-4	25.0%	2nd half:	8-11	72.7%	Game:	9-15	60.0%						

Arkansas 91 • 1-0

#	Player	Total		3-Ptr		Rebounds			PF	TP	A	TO	Blk	Stl	Min
		FG-FGA	FG-FGA	FT-FTA	FT-FTA	Off	Def	Tot							
02	Adrio Bailey	f	4-7	0-0	0-0	2	7	9	3	8	1	3	1	3	21
01	Isaiah Joe		10-18	4-11	0-0	0	5	5	1	24	7	5	0	0	32
03	Desi Sills		4-8	0-3	0-0	0	1	1	3	8	2	3	0	1	29
15	Mason Jones		12-18	4-8	4-4	1	6	7	0	32	3	3	0	5	33
33	Jimmy Whitt Jr.		1-4	0-0	0-0	2	2	4	0	2	5	2	1	1	28
00	Jeantal Cylia		2-7	0-1	1-2	1	5	6	2	5	0	2	1	0	21
05	Jalen Harris		3-4	2-2	2-4	0	4	4	4	10	1	2	1	3	22
12	Ty Stevens		0-0	0-0	0-1	0	0	0	0	0	0	0	0	0	1
13	Emeka Obukwelu		0-0	0-0	0-0	1	2	3	0	0	0	0	0	0	1
24	Ethan Henderson		1-1	0-0	0-0	0	3	3	3	2	0	1	1	1	12
Team						3	0	3							
Totals			37-67	10-25	7-11	10	35	45	16	91	19	21	5	14	200
FG % 1st Half:		16-33	48.5%	2nd half:	21-34	61.8%	Game:	37-67	55.2%					Deadball Rebounds	
3FG % 1st Half:		4-12	33.3%	2nd half:	6-13	46.2%	Game:	10-25	40.0%						
FT % 1st Half:		3-4	75.0%	2nd half:	4-7	57.1%	Game:	7-11	63.6%						

Officials: Robert Felder, Gerald Williams, K.B. Burdett Jr.
 Technical fouls: Rice-None, Arkansas-None.
 Attendance: 17274

Score by periods	1st	2nd	Total
Rice	19	24	43
Arkansas	39	52	91

	In	Off	2nd	Fast	Bench
Points	Paint	T/O	Chance	Break	
RICE	26	19	0	15	16
ARK	42	29	5	30	17

Last FG - RICE 2nd-00:36, ARK 2nd-00:24.

Largest lead - RICE by 2 1st-16:57, ARK by 48 2nd-03:25.

RICE led for 00:45. ARK led for 37:35. Game was tied for 01:40.

Score tied - 1 time.
 Lead changed - 2 times.

GAME 3		46		18 28		46		64			
SEC ESPN+ ARKANSAS		46		31 33		64					
Nov. 16, 2019 • Fayetteville, Ark.											

Montana 46 • 1-2

#	Player	Total		3-Ptr		Rebounds			PF	TP	A	TO	Blk	Stl	Min
		FG-FGA	FG-FGA	FT-FTA	FT-FTA	Off	Def	Tot							
00	Kyle Owens	f	0-2	0-0	0-0	1	1	2	3	0	1	0	0	0	13
23	Mack Anderson		4-7	0-0	1-1	3	4	7	4	9	1	3	2	0	25
02	Kendal Manuel		5-16	2-7	0-0	0	5	5	2	12	0	1	0	1	32
03	Josh Vazquez		0-7	0-4	2-2	1	1	2	3	2	3	0	0	2	21
04	Sayed Pridgett		5-12	0-1	3-5	3	4	7	3	13	2	7	1	1	38
01	Timmy Falls		1-4	0-2	0-2	0	2	2	4	2	3	5	1	1	31
05	Eddy Egun		0-3	0-2	0-0	0	2	2	1	0	1	2	0	0	14
35	Derrick Carter-Holli		3-5	0-0	2-4	2	3	5	2	8	0	1	1	0	26
Team						5	2	7			1				
Totals			18-56	2-16	8-14	15	24	39	22	46	10	23	5	5	200
FG % 1st Half:		8-31	25.8%	2nd half:	10-25	40.0%	Game:	18-56	32.1%					Deadball Rebounds	
3FG % 1st Half:		0-6	0.0%	2nd half:	2-10	20.0%	Game:	2-16	12.5%						
FT % 1st Half:		2-3	66.7%	2nd half:	6-11	54.5%	Game:	8-14	57.1%						

Arkansas 64 • 3-0

#	Player	Total		3-Ptr		Rebounds			PF	TP	A	TO	Blk	Stl	Min
		FG-FGA	FG-FGA	FT-FTA	FT-FTA	Off	Def	Tot							
02	Adrio Bailey	f	4-7	0-1	4-6	5	6	11	4	12	1	1	1	0	31
01	Isaiah Joe		2-13	2-9	3-5	0	5	5	1	9	2	0	0	0	37
03	Desi Sills		2-8	0-4	1-2	1	2	3	4	5	0	3	0	2	25
15	Mason Jones		5-13	1-5	8-8	3	2	5	2	19	4	2	1	4	35
33	Jimmy Whitt Jr.		6-12	0-0	2-3	2	5	7	3	14	2	4	0	1	28
00	Jeantal Cylia		0-0	0-0	0-0	1	1	2	2	0	0	3	0	0	19
05	Jalen Harris		1-1	1-1	2-2	1	0	1	2	5	0	0	0	4	25
Team						1	2	3							
Totals			20-54	4-20	20-26	14	23	37	18	64	9	13	2	11	200
FG % 1st Half:		10-28	35.7%	2nd half:	10-26	38.5%	Game:	20-54	37.0%					Deadball Rebounds	
3FG % 1st Half:		3-13	23.1%	2nd half:	1-7	14.3%	Game:	4-20	20.0%						
FT % 1st Half:		8-11	72.7%	2nd half:	12-15	80.0%	Game:	20-26	76.9%						

Officials: Troy Mathis, Randy Heimerman, Vladimir Voyard-Tadal
 Technical fouls: Montana-None, Arkansas-None.
 Attendance: 13058

Score by periods	1st	2nd	Total
Montana	18	28	46
Arkansas	31	33	64

Last FG - MONT 2nd-03:49, ARK 2nd-02:20.

Largest lead - MONT None, ARK by 20 2nd-01:35.

MONT led for 00:00. ARK led for 38:03. Game was tied for 01:30.

Score tied - 1 time.
 Lead changed - 0 times.

GAME 2		43		16 17		43		66			
SEC ESPN+ ARKANSAS		43		28 38		66					
Nov. 12, 2019 • Fayetteville, Ark.											

North Texas 43 • 1-2

#	Player	Total		3-Ptr	Rebounds			PF	TP	A	TO	Blk	Stl	Min	
		FG-FGA	FG-FGA	FT-FTA	Off	Def	Tot								
23	Deng Geu	f	4-6	1-2	1-2	0	6	6	3	10	0	2	0	0	25
24	Zachary Simmons	f	3-7	0-0	0-1	4	5	9	4	6	1	0	0	0	17
00	James Reese		1-5	0-3	2-2	1	2	3	1	4	2	0	0	1	22
01	Umoja Gibson	g	3-11	1-5	0-2	0	2	2	1	7	1	0	0	0	32
03	Javion Hamlet	g	3-9	0-2	3-3	1	0	1	0	9	1	5	0	0	27
02	Roosevelt Smart		1-4	0-3	1-2	0	0	0	1	3	0	2	0	1	17
04	Jalen Jackson		0-2	0-0	0-0	1	1	2	3	0	2	2	0	1	8
10	Jahmiah Simmons		0-0	0-0	0-0	0	1	1	3	0	0	1	1	0	7
13	Thomas Bell		0-3	0-1	0-0	0	4	4	1	0	1	1	0	0	22
22	Larry Wise		2-4	0-1	0-0	2	1	3	0	4	0	2	0	0	11
55	DJ Draper		0-0	0-0	0-0	0	0	0	5	0	0	1	0	0	12
Team						5	1	6				2			
Totals			17-51	2-17	7-12	14	23	37	22	43	8	18	0	3	200
FG % 1st Half:		7-26	26.9%	2nd half:	10-25	40.0%	Game:		17-51	33.3%	Deadball				
3FG % 1st Half:		0-9	0.0%	2nd half:	2-8	25.0%	Game:		2-17	11.8%	Rebound				
FT % 1st Half:		2-2	100.0%	2nd half:	5-10	50.0%	Game:		7-12	58.3%					

GAME 5			56	South Dakota	24	32	56	77	
	ESPN			ARKANSAS	39	38	77		
	Nov. 22, 2019 • Fayetteville, Ark.								

South Dakota 56 • 5-1

#	Player	Total		3-Ptr		Rebounds			PF	TP	A	TO	Blk	Stl	Min
		FG-FGA	FT-FTA	FG-FGA	FT-FTA	Off	Def	Tot							
25	Tyler Hagedorn	f	5-12	0-2	5-6	2	5	7	2	15	3	2	0	0	32
00	Stanley Umude	g	5-14	1-1	2-2	1	7	8	0	13	0	1	1	0	32
03	Triston Simpson	g	3-6	0-1	0-0	0	1	1	0	6	3	3	0	1	39
10	Cody Kelley	g	4-9	2-6	0-2	0	3	3	4	10	2	3	0	1	34
22	Tyler Peterson	g	2-5	0-0	1-2	2	1	3	4	5	3	2	0	2	31
01	Ty Chisom	g	2-4	0-0	1-2	0	4	4	3	5	0	1	0	1	15
05	Kruz Perrott-Hunt	g	0-1	0-1	0-0	0	1	1	1	0	0	1	0	0	4
20	Brandon Armstrong	g	1-4	0-1	0-0	0	1	1	1	2	0	0	0	0	13
Team						1	1	2							
Totals			22-55	3-12	9-14	6	24	30	15	56	11	13	1	5	200
FG % 1st Half: 10-30		33.3%	2nd half: 12-25		48.0%	Game: 22-55		40.0%	Deadball						
3FG % 1st Half: 1-6		16.7%	2nd half: 2-6		33.3%	Game: 3-12		25.0%	Rebounds						
FT % 1st Half: 3-7		42.9%	2nd half: 6-7		85.7%	Game: 9-14		64.3%	2,2						

Arkansas 77 • 5-0

#	Player	Total		3-Ptr		Rebounds			PF	TP	A	TO	Blk	Stl	Min
		FG-FGA	FT-FTA	FG-FGA	FT-FTA	Off	Def	Tot							
02	Adrio Bailey	f	3-7	1-1	0-0	0	3	3	4	7	0	1	1	3	21
01	Isaiah Joe	g	2-10	1-6	0-0	2	3	5	2	5	5	1	0	0	35
03	Desi Sills	g	2-8	1-6	1-1	0	4	4	2	6	1	3	0	0	34
15	Mason Jones	g	5-12	0-3	4-4	1	6	7	4	14	0	3	0	1	23
33	Jimmy Whitt Jr.	g	11-14	0-0	2-3	1	6	7	1	24	1	0	1	3	35
00	Jeantal Cylla	g	3-7	1-2	0-0	1	3	4	2	7	0	0	1	0	14
05	Jalen Harris	g	2-5	0-2	4-4	0	1	1	1	8	2	0	0	0	23
35	Reggie Chaney	g	3-3	0-0	0-0	1	1	2	4	6	2	0	3	1	15
Team						1	2	3							
Totals			31-66	4-20	11-12	7	29	36	20	77	11	8	6	8	200
FG % 1st Half: 15-35		42.9%	2nd half: 16-31		51.6%	Game: 31-66		47.0%	Deadball						
3FG % 1st Half: 4-14		28.6%	2nd half: 0-6		0.0%	Game: 4-20		20.0%	Rebounds						
FT % 1st Half: 5-6		83.3%	2nd half: 6-6		100.0%	Game: 11-12		91.7%	3,1						

Officials: Nathan Bemis,R.B. Clyburn,Owen Shortt
Technical fouls: South Dakota-None. Arkansas-None.
Attendance: 12581

Score by periods	1st	2nd	Total
South Dakota	24	32	56
Arkansas	39	38	77

Last FG - SD 2nd-02:11, ARK 2nd-01:14.
Largest lead - SD None, ARK by 23 2nd-03:04.
SD led for 00:00. ARK led for 39:42. Game was tied for 00:18.

Score tied - 0 times.
Lead changed - 0 times.

GAME 7						60		Northern Kentucky 28 32 60		66			
								ARKANSAS 33 33 66					
Nov. 30, 2019 • Fayetteville, Ark.													

Northern Kentucky 60 • 5-3

#	Player	Total		3-Ptr		Rebounds			PF	TP	A	TO	Blk	Stl	Min
		FG-FGA	FT-FTA	FG-FGA	FT-FTA	Off	Def	Tot							
00	Silas Adheke	f	0-0	0-0	0-0	0	4	4	0	0	0	1	0	1	10
32	Dante Walton	f	10-14	4-6	6-8	1	9	10	3	30	2	5	4	4	38
05	Bryson Langdon	g	2-7	1-3	1-1	1	2	3	4	6	0	2	0	1	36
12	Trevon Faulkner	g	4-13	1-4	5-6	0	2	2	2	14	4	1	0	2	39
15	Tyler Sharpe	g	4-11	2-6	0-0	0	3	3	5	10	2	2	0	1	37
01	Adham Eleeda	g	0-4	0-4	0-0	0	5	5	2	0	1	1	0	1	25
14	Karl Harris	g	0-1	0-0	0-0	0	0	0	3	0	0	0	0	0	7
30	Bryant Mocabey	g	0-1	0-1	0-0	0	0	0	0	0	0	0	0	0	8
Team						3	2	5							
Totals			20-51	8-24	12-15	5	27	32	19	60	9	12	4	10	200
FG % 1st Half: 10-26		38.5%	2nd half: 10-25		40.0%	Game: 20-51		39.2%	Deadball						
3FG % 1st Half: 5-13		38.5%	2nd half: 3-11		27.3%	Game: 8-24		33.3%	Rebounds						
FT % 1st Half: 3-4		75.0%	2nd half: 9-11		81.8%	Game: 12-15		80.0%	0						

Arkansas 66 • 7-0

#	Player	Total		3-Ptr		Rebounds			PF	TP	A	TO	Blk	Stl	Min
		FG-FGA	FT-FTA	FG-FGA	FT-FTA	Off	Def	Tot							
00	Jeantal Cylla	f	0-0	0-0	0-0	0	0	0	0	0	0	0	0	0	6
02	Adrio Bailey	g	1-5	0-1	2-3	1	2	3	0	4	1	3	0	1	19
01	Isaiah Joe	g	2-11	2-10	4-5	0	0	0	1	10	4	3	0	0	39
03	Desi Sills	g	7-15	0-5	3-5	0	4	4	3	17	1	2	1	2	39
33	Jimmy Whitt Jr.	g	9-15	0-0	6-7	3	6	9	4	24	2	1	0	1	38
05	Jalen Harris	g	1-4	1-2	2-2	0	4	4	1	5	5	2	0	1	35
35	Reggie Chaney	g	3-5	0-0	0-0	2	9	11	5	6	5	1	0	0	24
Team						2	4	6							
Totals			23-55	3-18	17-22	8	29	37	14	66	18	12	1	5	200
FG % 1st Half: 14-31		45.2%	2nd half: 9-24		37.5%	Game: 23-55		41.8%	Deadball						
3FG % 1st Half: 2-10		20.0%	2nd half: 1-8		12.5%	Game: 3-18		16.7%	Rebounds						
FT % 1st Half: 3-6		50.0%	2nd half: 14-16		87.5%	Game: 17-22		77.3%	2						

Officials: Wil Howard,Patrick Evans,Tony Greene
Technical fouls: Northern Kentucky-None. Arkansas-None.
Attendance: 14080

Score by periods	1st	2nd	Total
Northern Kentucky	28	32	60
Arkansas	33	33	66

Last FG - NKU 2nd-00:24, ARK 2nd-02:45.
Largest lead - NKU by 9 1st-15:01, ARK by 12 2nd-08:49.
NKU led for 16:16. ARK led for 22:43. Game was tied for 01:01.

Score tied - 1 time.
Lead changed - 2 times.

		62	ARKANSAS		33	26	3	62	61	
			Georgia Tech		30	29	2	61		
			Nov. 25, 2019 • Atlanta, Ga.							

Arkansas 62 • 6-0

#	Player		Total		3-Ptr		Rebounds			PF	TP	A	TO	Blk	Stl	Min
			FG-FA	FG-FGA	FT-FTA	Off	Def	Tot								
02	Adrio Bailey	f	3-5	0-0	2-2	0	2	2	3	8	3	3	1	2	32	
01	Isaiah Joe	g	4-15	3-11	2-2	0	9	9	3	13	1	1	0	6	43	
03	Desi Sills	g	5-9	1-3	0-0	2	2	4	4	11	4	2	0	1	39	
15	Mason Jones	g	7-13	3-8	7-10	0	7	7	4	24	3	6	0	5	39	
33	Jimmy Whitt Jr.	g	3-12	0-0	0-2	0	4	4	3	6	2	0	2	0	44	
00	Jeantal Cylla		0-2	0-2	0-0	0	1	1	2	0	0	0	0	0	8	
05	Jalen Harris		0-2	0-1	0-0	0	0	0	1	0	1	1	0	0	8	
35	Reggie Chaney		0-1	0-0	0-0	1	1	2	2	0	0	1	1	1	12	
	Team					0	1	1								
Totals			22-59	7-25	11-16	3	27	30	22	62	14	14	4	15	225	
FG % 1st Half: 12-31			38.7%	2nd half: 9-23	39.1%	OT: 1-5	20.0%	Game: 22-59	37.3%	Deadball						
3FG % 1st Half: 5-15			33.3%	2nd half: 1-7	14.3%	OT: 1-3	33.3%	Game: 7-25	28.0%	Rebounds						
FT % 1st Half: 4-7			57.1%	2nd half: 7-8	87.5%	OT: 1-0	0.0%	Game: 11-16	68.8%	2						

GAME 9			79	ARKANSAS		28	45	6	79	86	
	Western Kentucky			33	40	13	86				
	Dec. 7, 2019 • Bowling Green, Ky.										

Arkansas 79 • 8-1

#	Player	Total		3-Ptr		Rebounds			PF	TP	A TO		Blk	Stl	Min
		FG-FGA	FG-FGA	FT-FTA	FT-FTA	Off	Def	Tot							
02	Adrio Bailey	f	3-6	0-1	1-2	2	2	4	4	7	0	0	1	0	30
01	Isaiah Joe	g	6-15	5-14	1-3	1	3	4	1	18	2	5	1	0	42
03	Desi Sills	g	7-11	3-7	3-3	0	1	1	4	20	0	3	0	2	36
15	Mason Jones	g	1-9	0-4	6-6	1	8	9	3	8	1	3	0	0	36
33	Jimmy Whitt Jr.	g	8-18	0-0	1-3	3	9	12	5	17	4	1	0	1	44
00	Jeantal Cylia	g	0-0	0-0	0-0	0	0	0	0	0	0	0	0	0	0+
05	Jalen Harris	g	3-8	1-4	2-3	0	1	1	3	9	2	1	0	1	23
04	Ethan Henderson	g	0-0	0-0	0-0	0	0	0	0	0	0	0	0	0	1
25	Reggie Chaney	g	0-0	0-0	0-0	2	4	6	3	0	1	2	3	0	13
Team						1 1 2									
Totals		28-67		9-30		14-20			10	29	39	23	79	10	16 5 4 225
FG % 1st Half:		12-27		44.4%		2nd half:		14-33		42.4%		OT:		2-7	
3FG % 1st Half:		3-11		27.3%		2nd half:		6-16		37.5%		OT:		0-3	
FT % 1st Half:		1-4		25.0%		2nd half:		11-12		91.7%		OT:		2-4	
Game:		28-67		41.8%		Game:		9-30		30.0%		Game:		14-20	
Deadball Rebounds		3													

Western Kentucky 86 • 7-3

#	Player	Total		3-Ptr		Rebounds			PF	TP	A TO		Blk	Stl	Min
		FG-FGA	FG-FGA	FT-FTA	FT-FTA	Off	Def	Tot							
02	Jared Savage	f	4-10	3-8	3-3	0	6	6	0	14	0	2	0	2	39
22	Carson Williams	f	3-6	0-0	2-3	1	6	7	2	8	1	1	2	0	33
23	Charles Bassey	c	4-6	0-0	2-2	4	2	6	3	10	1	4	1	0	23
05	Camron Justice	g	5-12	1-5	1-2	0	4	4	4	12	1	4	0	2	31
11	Taveion Hollingsworth	g	8-14	1-3	6-8	2	7	9	4	23	6	2	0	2	43
03	Jordan Rawls	g	1-7	0-1	0-2	0	0	0	1	2	1	1	0	1	18
04	Josh Anderson	g	5-8	0-2	5-8	1	5	6	4	15	1	1	1	0	32
10	Jeremiah Gambrell	g	0-1	0-0	0-0	0	0	0	0	0	0	0	0	0	2
14	Matt Horton	g	1-3	0-0	0-0	2	0	2	1	2	0	0	0	0	4
Team						2 2 4									
Totals		31-67		5-19		19-28			12	32	44	19	86	11	15 4 7 225
FG % 1st Half:		13-32		40.6%		2nd half:		14-29		48.3%		OT:		4-6	
3FG % 1st Half:		3-11		27.3%		2nd half:		2-7		28.6%		OT:		0-1	
FT % 1st Half:		4-9		44.4%		2nd half:		10-13		76.9%		OT:		5-6	
Game:		31-67		46.3%		Game:		5-19		26.3%		Game:		19-28	
Deadball Rebounds		4													

Officials: Kevin Mathis, Joe DeRosa, Antonio Petty
 Technical fouls: Arkansas-None. Western Kentucky-None.
 Attendance: 6862

Score by periods	1st	2nd	OT	Total
Arkansas	28	45	6	79
Western Kentucky	33	40	13	86

Last FG - ARK OT-03:12, WKU OT-00:06.

Largest lead - ARK by 6 2nd-13:38, WKU by 7 2nd-19:34.

ARK led for 16:12, WKU led for 21:45. Game was tied for 07:03.

Score tied - 12 times.
 Lead changed - 11 times.

GAME 11				68		Valparaiso		34 34		68		72			
		VALPO				ARKANSAS		32 40		72					
						Dec. 22, 2019 • North Little Rock, Ark.									

Valparaiso 68 • 7-6

#	Player	Total		3-Ptr		Rebounds			PF	TP	A TO		Blk	Stl	Min
		FG-FGA	FG-FGA	FT-FTA	FT-FTA	Off	Def	Tot							
05	Donovan Clay	f	1-3	1-1	0-0	0	2	2	4	3	0	3	0	0	16
22	Mileek McMillan	f	6-10	1-4	1-1	2	7	9	5	14	1	1	0	0	24
33	John Kiser	f	4-6	0-1	0-0	0	5	5	3	8	1	0	0	0	29
00	Javon Freeman-Libert	g	7-21	3-9	4-8	0	7	7	4	21	6	5	0	4	38
04	Daniel Sackey	g	1-12	0-3	0-0	1	4	5	3	2	4	4	0	3	36
02	Zion Morgan	g	2-6	0-2	0-0	2	7	9	2	4	1	0	1	0	13
10	Eron Gordon	g	4-10	2-5	0-0	1	0	1	4	10	0	3	0	1	28
23	Ben Krikke	g	2-4	0-0	2-2	2	1	3	2	6	0	0	0	1	16
Team						1 1 2									
Totals		27-72		7-25		7-11			9	34	43	27	68	13	16 1 9 200
FG % 1st Half:		14-36		38.9%		2nd half:		13-36		36.1%		Game:		27-72	
3FG % 1st Half:		2-10		20.0%		2nd half:		5-15		33.3%		Game:		7-25	
FT % 1st Half:		4-7		57.1%		2nd half:		3-4		75.0%		Game:		7-11	
Game:		27-72		37.5%		Game:		7-25		28.0%		Game:		7-11	
Deadball Rebounds		3													

Arkansas 72 • 10-1

#	Player	Total		3-Ptr	Rebounds							PF	TP	A				Min
		FG-FTA	FG-FGA	FT-FTA	Off	Def	Tot	TO	Blk	Stl								
02	Adrio Bailey	f	3-5	2-3	2-5	1	4	5	1	10	0	1	5	3	27			
01	Isaiah Joe	g	5-16	5-14	6-7	0	7	7	2	21	1	1	1	1	38			
03	Desi Sills	g	1-4	1-3	1-2	1	4	5	0	4	0	1	1	1	20			
15	Mason Jones	g	5-12	2-5	8-9	1	8	9	4	20	4	7	0	0	29			
33	Jimmy Whitt Jr.	g	5-10	0-0	0-1	2	1	3	2	10	4	3	0	3	37			
00	Jeantal Cylia		0-0	0-0	0-0	0	2	2	1	0	0	1	0	0	4			
05	Jalen Harris		2-4	0-2	0-1	1	5	6	2	4	3	2	1	1	32			
35	Reggie Chaney		0-1	0-0	3-6	0	2	2	2	3	2	2	0	0	13			
Team						0	3	3										
Totals			21-52	10-27	20-31	6	36	42	14	72	14	19	8	9	200			
FG % 1st Half: 12-28		42.9%	2nd half: 9-24	37.5%	Game: 21-52	40.4%										Deadball Rebound 2		
3FG % 1st Half: 4-13		30.8%	2nd half: 6-14	42.9%	Game: 10-27	37.0%												
FT % 1st Half: 4-10		40.0%	2nd half: 16-21	76.2%	Game: 20-31	64.5%												

GAME 13	SE	ESPN	ATM	59	Texas A&M	33	26	59	69	
					ARKANSAS	42	27	69		
Jan. 4, 2020 • Fayetteville, Ark.										

Texas A&M 59 • 6-6, 0-1 SEC

#	Player		Total		3-Ptr		Rebounds			PF	TP	A				Min
			FG-FA	FG-FGA	FT-FTA	Off	Def	Tot	TO			Blk	Stl			
05	Emanuel Miller	f	2-4	0-0	2-4	1	2	3	2	6	0	2	0	0	28	
32	Josh Nebo	f	3-4	0-0	4-7	3	10	13	1	10	1	3	0	0	31	
01	Savion Flagg	g	4-7	1-2	0-0	1	3	4	1	9	1	3	0	1	31	
11	Wendell Mitchell	g	3-10	1-6	6-6	1	4	5	4	13	2	2	0	1	25	
20	Andre Gordon	g	7-12	1-2	0-1	0	2	2	0	15	3	2	0	2	28	
00	Jay Jay Chandler		0-1	0-1	0-0	0	0	0	4	0	0	0	1	1	13	
03	Quenton Jackson		1-3	1-2	1-2	0	1	1	1	4	0	3	0	1	24	
12	Mark French		0-2	0-1	0-0	0	1	1	0	0	1	0	0	0	11	
15	Jonathan Aku		1-1	0-0	0-0	0	1	0	1	2	0	0	0	0	2	
35	Yavuz Gultekin		0-1	0-0	0-0	1	2	3	2	0	0	1	0	0	7	
	Team					0	1	1				1				
Totals			21-45	4-14	13-20	8	26	34	15	59	8	17	1	6	200	
FG % 1st Half: 11-26			42.3%	2nd half: 10-19	52.6%	Game: 21-45		46.7%							Deadball Rebounds 4.1	
3FG % 1st Half: 3-11			27.3%	2nd half: 1-3	33.3%	Game: 4-14		28.6%								
FT % 1st Half: 8-11			72.7%	2nd half: 5-9	55.6%	Game: 13-20		65.0%								

Arkansas 69 • 12-1, 1-0 SEC

		Total		3-Ptr		Rebounds										
#	Player		FG-FGA	FG-FGA	FT-FTA	Off	Def	Tot	PF	TP	A	TO	Blk	Stl	Min	
02	Adrio Bailey	f	1-2	0-0	0-0	0	1	1	4	2	0	1	1	0	18	
01	Isaiah Joe	g	6-14	5-12	0-0	1	4	5	2	17	2	1	0	2	39	
03	Desi Sills	g	4-9	1-4	4-6	1	3	4	3	13	1	0	0	2	30	
15	Mason Jones	g	5-17	4-11	3-5	3	3	6	2	17	3	1	0	3	37	
33	Jimmy Whitt Jr.	g	6-11	0-0	0-0	1	3	4	2	12	1	3	1	0	37	
00	Jeantal Cylla		0-0	0-0	0-0	1	0	1	0	0	0	0	0	0	1	
05	Jalen Harris		1-4	0-2	4-4	0	4	4	2	6	5	0	0	2	31	
35	Reggie Chaney		1-1	0-0	0-0	0	0	0	2	2	0	3	0	0	7	
Team						1	1	2								
Totals			24-58	10-29	11-15	8	19	27	17	69	12	9	2	9	200	
FG % 1st Half:		13-24	54.2%	2nd half:	11-34	32.4%	Game:		24-58	41.4%						Deadball Rebound 3
3FG % 1st Half:		6-15	40.0%	2nd half:	4-14	28.6%	Game:		10-29	34.5%						
FT % 1st Half:		10-13	76.9%	2nd half:	1-2	50.0%	Game:		11-15	73.3%						

Officials: Gerald Williams, Garrick Shannon, Chuck Jones
Technical fouls: Texas A&M-None. Arkansas-None.
Attendance: 19200

Score by periods	1st	2nd	Total
Texas A&M	33	26	59
Arkansas	42	27	69

Last FG - T&M 2nd-03:36, ARK 2nd-01:41.
Largest lead - T&M by 3 1st-19:29, ARK by 10 2nd-19:05.
T&M led for 06:08, ARK led for 30:05. Game was tied for 03:47.

Score tied - 7 times.
Lead changed - 7 times.

GAME 15	SE	ESPN	Arkansas	76	Ole Miss	27	49	76	72	Ole Miss
						33	39	72		
Jan. 1, 2020 • Oxford, Miss.										

Arkansas 76 • 13-2, 2-1 SEC

#	Player		Total		3-Ptr	Rebounds							PF	TP	A				Min
			FG-FGA	FG-FGA	FT-FTA	Off	Def	Tot	Off	Def	Blk	Stl							
02	Adrio Bailey	f	3-6	0-1	2-2	0	5	5	4	8	1	0	2	0	25				
01	Isaiah Joe	g	11-18	7-13	5-5	0	4	4	0	34	2	2	2	2	39				
03	Desi Sills	g	4-8	0-1	1-2	1	2	3	2	9	0	0	0	0	33				
15	Mason Jones	g	3-12	1-4	6-6	0	6	6	2	13	9	4	0	3	38				
33	Jimmy Whitt Jr.	g	2-9	0-0	7-8	2	1	3	3	11	0	2	0	2	40				
00	Jeantal Cylla		0-2	0-0	1-4	1	4	5	2	1	0	1	0	0	11				
05	Jalen Harris		0-1	0-1	0-0	1	1	2	4	0	1	0	0	0	10				
35	Reggie Chaney		0-0	0-0	0-0	0	0	0	1	0	0	1	0	0	4				
Team						0	0	0											
Totals			23-56	8-20	22-27	5	23	28	18	76	13	10	4	7	200				
FG % 1st Half: 8-30			26.7%	2nd half: 15-26	57.7%	Game: 23-56		41.1%								Deadball Rebounds 2			
3FG % 1st Half: 3-12			25.0%	2nd half: 5-8	62.5%	Game: 8-20		40.0%											
FT % 1st Half: 8-13			61.5%	2nd half: 14-14	100.0%	Game: 22-27		81.5%											

Ole Miss 72 • 9-6, 0-2 SEC

#	Player		Total		3-Ptr	Rebounds							PF	TP	A			Blk	Stl	Min
			FG-FGA	FT-FTA	FG-FGA	FT-FTA	Off	Def	Tot	Off	Def	Tot			Off	Def	Tot			
03	Khadim Sy	f	1-2	0-0	6-6	2	6	8	1	8	1	4	1	0	1	4	1	0	19	
05	KJ Buffen	f	4-6	0-0	4-4	4	6	10	5	12	0	2	2	0	0	2	2	0	28	
00	Blake Hinson	g	4-10	1-5	4-4	1	4	5	4	13	0	3	0	0	0	3	0	0	32	
02	Devontae Shuler	g	4-11	0-4	2-2	2	9	11	3	10	2	2	1	2	1	2	1	2	35	
04	Breein Tyree	g	8-20	2-3	9-10	0	3	3	3	27	1	1	1	0	2	1	1	0	40	
01	Austin Crowley		0-1	0-0	0-0	0	1	1	2	0	2	0	0	0	1	1	0	0	14	
11	Franco Miller		0-1	0-1	0-0	0	0	0	0	4	0	0	3	0	0	1	0	0	24	
23	Sammy Hunter		1-3	0-0	0-0	0	0	0	2	2	0	0	0	0	0	0	0	0	8	
Team						1	1	2							1					
Totals				22-54	3-13	25-26	10	30	40	24	72	6	16	4	5				200	
FG % 1st Half: 10-26			38.5%	2nd half: 12-28	42.9%	Game: 22-54		40.7%												Deadball Rebounds 0.1
3FG % 1st Half: 3-8			37.5%	2nd half: 0-5	0.0%	Game: 3-13		23.1%												
FT % 1st Half: 10-11			90.9%	2nd half: 15-15	100.0%	Game: 25-26		96.2%												

Officials: Olandis Poole, Wil Howard, Doug Shows
Technical fouls: Arkansas-None. Ole Miss-None.
Attendance: 8233

Score by periods	1st	2nd	Total
Arkansas	27	49	76
Ole Miss	33	39	72

Last FG - ARK 2nd-02:15, OM 2nd-00:11.
Largest lead - ARK by 8 1st-16:14, OM by 11 2nd-15:14.
ARK led for 15:01. OM led for 22:27. Game was tied for 02:32.

Score tied - 7 times.
Lead changed - 9 times.

GAME 14	SE	ESPN	Arkansas	77	LSU	40	37	77	79	LSU
						37	42	79		
Jan. 8, 2020 • Baton Rouge, La.										

Arkansas 77 • 12-2, 1-1 SEC

		Total		3-Ptr	Rebounds											
#	Player		FG-FA	FG-FA	FT-FTA	Off	Def	Tot	PF	TP	A	TO	Blk	Stl	Min	
02	Adrio Bailey	f	3-5	1-2	1-1	1	6	7	4	8	0	1	4	1	29	
01	Isaiah Joe	g	4-13	2-9	3-4	1	2	3	2	13	1	1	0	2	31	
03	Desi Sills	g	2-7	1-6	3-3	1	1	2	1	8	1	1	0	1	32	
15	Mason Jones	g	7-15	4-7	6-6	0	5	5	5	24	4	2	0	2	39	
33	Jimmy Whitt Jr.	g	9-13	0-0	4-4	0	3	3	3	22	0	1	0	0	40	
05	Jalen Harris		1-5	0-1	0-0	0	1	1	3	2	2	0	0	2	20	
24	Ethan Henderson		0-0	0-0	0-0	0	0	0	0	0	0	0	0	0	2	
35	Reggie Chaney		0-0	0-0	0-0	0	0	0	4	0	1	0	0	0	7	
Team						0	3	3			1					
Totals			26-58	8-25	17-18	3	21	24	22	77	9	7	4	8	200	
FG % 1st Half: 16-31			51.6%	2nd half: 10-27	37.0%	Game: 26-58		44.8%	Deadball Rebounds 0							
3FG % 1st Half: 5-13			38.5%	2nd half: 3-12	25.0%	Game: 8-25		32.0%								
FT % 1st Half: 3-3			100.0%	2nd half: 14-15	93.3%	Game: 17-18		94.4%								

GAME 17 ESPN		73	#10/12 Kentucky	36	37	73	66	
			ARKANSAS	27	39	66		
			Jan. 18, 2020 • Fayetteville, Ark.					

Kentucky 73 • 13-4, 4-1 SEC

#	Player	Total		3-Ptr		Rebounds			PF	TP	A TO Blk Stl				Min
		FG-FGA	FT-FGA	FT-FTA	Off Def Tot	PF	TP	A TO Blk Stl							
04	Nick Richards	f	6-8	0-0	5-6	3	6	9	2	17	0	3	2	0	28
23	EJ Montgomery	f	0-1	0-0	1-2	0	2	2	5	1	1	3	1	0	17
00	Ashton Hagans	g	4-11	2-4	3-5	0	6	6	5	13	6	1	0	1	34
03	Tyrese Maxey	g	5-7	0-1	1-1	1	5	6	3	11	2	2	1	2	25
05	Immanuel Quickley	g	3-14	1-5	6-7	4	6	10	2	13	2	2	0	0	40
01	Nate Sestina	g	1-4	1-2	0-0	2	1	3	4	3	1	1	0	1	21
02	Kahlil Whitney	g	0-0	0-0	0-0	0	0	0	0	0	0	0	0	0	1
10	Johnny Juzang	g	2-5	1-2	0-0	0	1	1	1	5	0	0	0	0	17
12	Keion Brooks Jr.	g	3-4	0-0	4-6	1	6	7	2	10	0	3	1	1	17
Team					1	2	3				1				
Totals			24-54	5-14	20-27	12	35	47	24	73	12	16	5	5	200
FG % 1st Half:		14-32	43.8%	2nd half:	10-22	45.5%	Game:	24-54	44.4%					Deadball Rebounds	
3FG % 1st Half:		4-7	57.1%	2nd half:	1-7	14.3%	Game:	5-14	35.7%						
FT % 1st Half:		4-7	57.1%	2nd half:	16-20	80.0%	Game:	20-27	74.1%						

Arkansas 66 • 14-3, 3-2 SEC

#	Player	Total		3-Ptr		Rebounds			PF	TP	A TO Blk Stl				Min
		FG-FGA	FT-FGA	FT-FTA	Off Def Tot	PF	TP	A TO Blk Stl							
02	Adrio Bailey	f	2-5	1-3	1-6	1	4	5	3	6	2	0	2	3	24
01	Isaiah Joe	f	4-14	3-11	2-2	2	3	5	2	13	0	1	0	1	37
03	Desi Sills	g	1-6	1-3	1-2	1	1	2	5	4	1	1	0	0	26
15	Mason Jones	g	5-15	1-5	8-12	1	5	6	5	19	2	4	0	2	35
33	Jimmy Whitt Jr.	g	3-9	0-0	8-8	1	4	5	2	14	2	2	2	1	35
05	Jalen Harris	g	2-6	2-4	0-0	0	2	2	3	6	1	2	0	0	28
35	Reggie Chaney	g	2-2	0-0	0-0	1	2	3	2	4	0	1	1	1	15
Team					1	0	1								
Totals			19-57	8-26	20-30	8	21	29	22	66	8	11	5	8	200
FG % 1st Half:		9-23	39.1%	2nd half:	10-34	29.4%	Game:	19-57	33.3%					Deadball Rebounds	
3FG % 1st Half:		6-10	60.0%	2nd half:	2-16	12.5%	Game:	8-26	30.8%						
FT % 1st Half:		3-8	37.5%	2nd half:	17-22	77.3%	Game:	20-30	66.7%						

Officials: Brian Shey, Patrick Evans, Anthony Jordan

Technical fouls: Kentucky-TEAM 2, Arkansas-None.

Attendance: 19200

Kentucky Coach Calipari received 2 technical fouls at 8:19 in the 2nd half

Score by periods	1st	2nd	Total
Kentucky	36	37	73
Arkansas	27	39	66

	Points	In Paint	Off T/O	2nd Chance	Fast Break	Bench
UK	32	8	14	12	18	
ARK	22	15	7	10	10	

Last FG - UK 2nd-01:57, ARK 2nd-00:14.

Largest lead - UK by 12 2nd-02:42, ARK by 4 1st-16:23.

UK led for 31:24. ARK led for 05:28. Game was tied for 03:08.

Score tied - 4 times.

Lead changed - 4 times.

GAME 19		TCU	67	TCU ARKANSAS		29	38	67	78	
ESPN 2						33	45	78		
	Jan. 25, 2020 • Fayetteville, Ark.									

TCU 67 • 13-6

#	Player	Total		3-Ptr		Rebounds			PF	TP	A TO Blk Stl				Min
		FG-FGA	FT-FGA	FT-FTA	Off Def Tot	PF	TP	A TO Blk Stl							
10	Diante Smith	f	2-4	2-3	2-3	1	2	3	3	8	1	0	0	0	22
21	Kevin Samuel	f	9-12	0-0	6-9	7	11	18	1	24	0	3	2	0	34
01	Desmond Bane	g	3-6	2-3	0-0	1	1	2	4	8	5	1	0	0	37
02	Edric Dennis	g	3-11	0-4	0-0	0	0	0	3	6	2	2	0	0	24
22	RJ Nembhard	g	3-7	0-4	5-8	0	5	5	1	11	2	7	0	1	27
03	Francisco Farabello	g	1-3	1-2	0-0	0	0	0	3	3	0	2	0	0	15
04	PJ Fuller	g	0-2	0-0	0-0	0	0	0	4	0	1	1	1	1	19
05	Jaire Grayer	g	2-4	1-3	0-0	1	0	1	2	5	0	1	0	0	16
23	Jaedon LeDee	g	1-1	0-0	0-0	1	0	1	2	2	0	2	0	1	6
Team					2	2	4								
Totals			24-50	6-19	13-20	13	21	34	23	67	11	19	3	3	200
FG % 1st Half:		11-24	45.8%	2nd half:	13-26	50.0%	Game:	24-50	48.0%					Deadball Rebounds	
3FG % 1st Half:		2-8	25.0%	2nd half:	4-11	36.4%	Game:	6-19	31.6%						
FT % 1st Half:		5-7	71.4%	2nd half:	8-13	61.5%	Game:	13-20	65.0%						

Arkansas 78 • 15-4

#	Player	Total		3-Ptr		Rebounds			PF	TP	A TO Blk Stl				Min
		FG-FGA	FT-FGA	FT-FTA	Off Def Tot	PF	TP	A TO Blk Stl							
02	Adrio Bailey	f	3-5	0-0	1-1	2	4	6	4	7	0	1	1	1	34
35	Reggie Chaney	f	3-6	0-0	0-0	1	0	1	1	6	0	2	0	0	14
05	Jalen Harris	g	2-4	1-2	2-2	2	2	4	3	7	6	2	0	0	33
15	Mason Jones	g	4-11	2-4	10-15	1	4	5	2	20	4	2	0	1	29
33	Jimmy Whitt Jr.	g	8-15	0-0	4-4	0	2	2	0	20	2	1	0	1	40
00	Jeantall Cylia	g	0-1	0-0	0-0	1	3	4	1	0	1	2	1	0	13
03	Desi Sills	g	7-8	3-3	1-2	0	2	2	4	18	1	2	0	2	34
24	Ethan Henderson	g	0-0	0-0	0-1	0	0	0	1	0	0	0	0	0	3
Team					1	1	2								
Totals			27-50	6-9	18-25	8	18	26	16	78	14	12	2	5	200
FG % 1st Half:		13-26	50.0%	2nd half:	14-24	58.3%	Game:	27-50	54.0%					Deadball Rebounds	
3FG % 1st Half:		3-4	75.0%	2nd half:	3-5	60.0%	Game:	6-9	66.7%						
FT % 1st Half:		4-7	57.1%	2nd half:	14-18	77.8%	Game:	18-25	72.0%						

Officials: Mike Nance, Tony Greene, Joe Linday

Technical fouls: TCU-None, Arkansas-None.

Attendance: 19200

Score by periods	1st	2nd	Total
TCU	29	38	67
Arkansas	33	45	78

	Points	In Paint	Off T/O	2nd Chance	Fast Break	Bench
TCU	34	11	15	6	10	
ARK	34	16	11	18	18	

Last FG - TCU 2nd-00:17, ARK 2nd-03:51.

Largest lead - TCU by 4 1st-18:51, ARK by 15 2nd-07:53.

TCU led for 04:02. ARK led for 33:08. Game was tied for 02:47.

Score tied - 4 times.

Lead changed - 3 times.

GAME 18			70	ARKANSAS		26	44	70	77	
				Mississippi State		30	47	77		
				Jan. 22, 2020 • Starkville, Miss.						

Arkansas 70 • 14-4, 3-3 SEC

#	Player		Total		3-Ptr	Rebounds					PF	TP	A TO Blk Stl				Min
			FG-FGA	FG-FGM	FT-FTA	Off	Def	Tot									
02	Adrio Bailey	f	3-5	0-1	0-2	1	3	4	4	6	0	1	1	0	20		
01	Isaiah Joe	g	2-13	1-8	0-0	0	7	7	4	5	3	3	0	1	36		
03	Desi Sills	g	1-4	0-2	0-0	0	1	1	2	2	2	0	0	0	18		
15	Mason Jones	g	7-16	2-7	4-4	1	6	7	3	20	4	3	1	1	30		
33	Jimmy Whitt Jr.	g	9-15	0-0	2-5	1	3	4	2	20	0	0	1	1	39		
00	Jeantal Cylia		2-2	1-1	0-0	0	2	2	2	5	1	0	0	0	17		
05	Jalen Harris		2-3	0-1	0-0	0	0	0	4	4	2	0	1	1	23		
35	Reggie Chaney		4-5	0-0	0-0	2	0	2	2	8	0	0	1	1	17		
	Team					2	2	4									
Totals			30-63	4-20	6-11	7	24	31	23	70	12	7	5	5	200		
FG % 1st Half: 12-28			42.9%	2nd half: 18-35	51.4%	Game: 30-63		47.6%		Deadball							
3FG % 1st Half: 2-10			20.0%	2nd half: 2-10	20.0%	Game: 4-20		20.0%		Rebound							
FT % 1st Half: 0-1			0.0%	2nd half: 6-10	60.0%	Game: 6-11		54.5%		1.2							

GAME 21			82	ARKANSAS		36	46	82	79	
				Alabama		39	39	78		
				Feb. 1, 2020 • Tuscaloosa, Ala.						

Arkansas 82 • 16-5, 4-4 SEC

#	Player		Total		3-Ptr		Rebounds							PF	TP	A	TO	Blk	Stl	Min
			FG-FA	FG-FA	FT-FTA	Off	Def	Tot												
35	Reggie Chaney	f	2-4	0-0	4-5	5	6	11	5	8	0	1	2	1	25					
01	Isaiah Joe	g	0-3	0-3	0-0	0	1	1	2	0	0	0	0	0	21					
03	Desi Sills	g	2-6	1-4	2-2	0	1	1	3	7	2	3	0	3	39					
15	Mason Jones	g	10-20	4-7	6-13	0	5	5	4	30	1	2	0	2	38					
33	Jimmy Whitt Jr.	g	11-19	0-0	4-4	2	2	4	2	26	2	1	0	4	39					
00	Jeantal Cylla		0-0	0-0	0-0	0	2	2	0	0	0	0	0	0	1					
02	Adrio Bailey		0-3	0-0	0-0	1	0	1	0	0	0	1	0	0	6					
05	Jalen Harris		3-4	1-2	4-5	0	2	2	3	11	2	1	0	1	31					
Team							3 4 7													
Totals			28-59		6-16		20-29		11 23 34		19 82		7 10 2 11		200					
FG % 1st Half: 14-32			43.8%		2nd half: 14-27		51.9%		Game: 28-59		47.5%								Deadball Rebound 3	
3FG % 1st Half: 3-11			27.3%		2nd half: 3-5		60.0%		Game: 6-16		37.5%									
FT % 1st Half: 5-9			55.6%		2nd half: 15-20		75.0%		Game: 20-29		69.0%									

Alabama 78 • 12-9, 4-4 SEC

#	Player		Total		3-Ptr		Rebounds					PF	TP	A	TO	Blk	Stl	Min
			FG-FGA	FG-FGA	FT-FTA	Off	Def	Tot										
00	Javian Davis	f	3-3	0-0	5-8	0	2	2	3	11	1	0	3	0			20	
03	Alex Reese	f	4-7	2-5	4-6	1	6	7	5	14	1	2	2	1			27	
02	Kira Lewis Jr.	g	4-13	0-5	4-4	1	0	1	4	12	3	7	0	3			40	
05	Jaden Shackelford	g	11-22	5-13	1-1	4	3	7	4	28	3	1	0	0			38	
23	John Petty Jr.	g	3-8	1-5	1-2	2	7	9	2	8	3	4	0	3			37	
12	Jaylen Forbes		1-5	0-3	1-2	4	5	9	4	3	0	0	0	0			18	
30	Galin Smith		1-2	0-0	0-1	3	1	4	3	2	0	3	1	0			20	
Team							0 2 2											
Totals			27-60		8-31		16-24		15 26 41		25 78		11 17		6 7		200	
FG % 1st Half: 14-30			46.7%		2nd half: 13-30		43.3%		Game: 27-60		45.0%						Deadball	
3FG % 1st Half: 4-15			26.7%		2nd half: 4-16		25.0%		Game: 8-31		25.8%						Rebound	
FT % 1st Half: 7-7			100.0%		2nd half: 9-17		52.9%		Game: 16-24		66.7%						3	

Officials: Josue Nieves,Jason Baker,Tony Greene

Technical fouls: Arkansas-None. Alabama-None.

Attendance: 12461

Score by periods	1st	2nd	Total
Arkansas	36	46	82
Alabama	39	39	78

Points	In	Off	2nd	Fast	Bench
ARK	38	27	11	16	11
BAMA	36	13	17	6	5

Last FG - ARK 2nd-01:20, BAMA 2nd-00:00.

Largest lead - ARK by 7 2nd-08:35, BAMA by 12 1st-17:19.

ARK led for 12:54. BAMA led for 25:12. Game was tied for 01:54.

Score tied - 3 times.

Lead changed - 11 times.

GAME 23			79	ARKANSAS		30	37	12	79	83	
	ESPN THE FIGHTING			Missouri		36	31	16	83		
				Feb. 8, 2020 • Columbia, Mo.							

Arkansas 79 • 16-7, 4-6 SEC

#	Player		Total		3-Ptr		Rebounds			PF	TP	A	TO	Blk	Stl	Min													
			FG-FGA	FT-FTA	FG-FGA	FT-FTA	Off	Def	Tot																				
02	Adrio Bailey	*	3-3	1-1	3-5	1	2	3	5	10	1	4	1	2	29														
03	Desi Sills	*	4-10	2-6	2-3	1	3	4	4	12	1	1	0	0	33														
15	Mason Jones	*	3-14	0-6	11-14	0	5	5	5	17	1	4	0	1	36														
33	Jimmy Whitt Jr.	*	6-18	0-0	3-4	0	3	3	4	15	0	1	0	0	40														
35	Reggie Chaney	*	6-12	0-0	5-7	6	5	11	5	17	0	0	2	2	36														
00	Jeantal Cylla		0-0	0-0	0-0	0	2	2	3	0	1	0	0	0	5														
05	Jalen Harris		2-5	0-1	3-4	1	3	4	5	7	4	3	0	2	40-														
12	Ty Stevens		0-0	0-0	0-0	0	0	0	0	0	0	0	0	0	0+														
24	Ethan Henderson		0-0	0-0	1-2	0	0	0	1	1	0	0	0	1	6														
Team							2		1		3																		
Totals			24-62		3-14		28-39			11		24		35		32		79		8		14		3		8		225	
FG % 1st Half:			8-25		32.0%		2nd half:		11-26		42.3%		OT:		5-11		45.5%		Game:		24-62		38.7%		Deadball		2		
3FG % 1st Half:			2-8		25.0%		2nd half:		0-4		0.0%		OT:		1-2		50.0%		Game:		3-14		21.4%		Rebound		7		
FT % 1st Half:			12-16		75.0%		2nd half:		15-21		71.4%		OT:		1-2		50.0%		Game:		28-39		71.8%						

Missouri 83 • 11-12, 3-7 SEC

#	Player		Total		3-Ptr		Rebounds			PF	TP	A	TO	Blk	Stl	Min
			FG-FGA	FT-FTA	FG-FGA	FT-FTA	Off	Def	Tot							
01	PINSON, Xavier	*	5-15	2-4	12-13	1	6	7	3	24	3	2	0	1	41	
04	PICKETT, Javon	*	5-12	0-3	4-7	3	3	6	3	14	0	2	0	1	39	
12	SMITH, Dru	*	3-10	0-3	5-6	0	4	4	5	11	2	3	0	4	39	
14	NIKKO, Reed	*	3-7	0-0	5-6	7	4	11	5	11	0	3	0	0	20	
24	BROWN, Kobe	*	1-3	1-1	1-2	1	4	5	3	4	0	3	1	1	18	
00	WATSON, Torrence		0-2	0-2	0-0	0	1	1	2	0	1	1	0	0	15	
02	JACKSON, Tray		4-5	0-1	1-3	1	3	4	1	9	0	1	1	0	15	
05	SMITH, Mitchell		1-4	0-1	6-7	2	9	11	4	8	0	0	0	1	35	
10	YERKES, Evan		0-1	0-1	0-0	0	0	0	0	0	0	0	0	0	1	
42	BRAUN, Parker		1-1	0-0	0-0	1	0	1	1	2	0	0	0	0	2	
	Team					0	2	2				2				
Totals			23-60	3-16	34-44	16	36	52	27	83	6	17	2	8	225	
FG % 1st Half: 10-31			32.3%	2nd half: 10-24	41.7%	OT: 3-5	60.0%	Game: 23-60	38.3%	Deadball						
3FG % 1st Half: 1-8			12.5%	2nd half: 2-8	25.0%	OT: 0-0	0.0%	Game: 3-16	18.8%	Rebound						
FT % 1st Half: 15-18			83.3%	2nd half: 9-13	69.2%	OT: 10-13	76.9%	Game: 34-44	77.3%	5						

Officials: Terry Oglesby, Vladimir Voyard-Tadal, R.B. Clyburn

Technical fouls: Arkansas-None. Missouri-None.

Attendance: 11439

Score by periods	1st	2nd	OT	Total
Arkansas	30	37	12	79
Missouri	36	31	16	83

Points	In	Off	2nd	Fast	Bench
ARK	32	24	11	8	8
MIZ	38	14	16	4	19

Last FG - ARK OT-00:17, MIZ OT-00:22.

Largest lead - ARK by 3 2nd-05:44, MIZ by 9 1st-10:11.

ARK led for 04:

GAME 25

78
MISSISSIPPI STATE
ARKANSAS

40 38
32 45
78 77

Feb. 15, 2020 • Fayetteville, Ark.

Mississippi St. 78 • 16-9, 7-5 SEC

#	Player	Total		3-Ptr	Rebounds			PF	TP	A	TO	Blk	Stl	Min
		FG-FGA	FG-FGA	FT-FTA	Off	Def	Tot							
01	Reggie Perry	f	6-9	0-0	5-7	1	7	8	4	17	1	5	0	36
24	Abdul Ado	f	1-2	0-0	0-0	3	4	7	3	2	0	0	2	24
00	Nick Weatherspoon	g	5-9	0-0	0-0	0	0	0	4	10	3	5	2	22
03	D.J. Stewart Jr.	g	4-5	1-1	1-1	0	3	3	4	10	0	1	0	37
12	Robert Woodard II	g	2-7	0-1	1-4	0	5	5	2	5	2	1	2	36
05	Iverson Molinar		4-4	0-0	0-0	0	1	1	2	8	1	0	0	11
22	KeyShawn Feazell		0-1	0-1	0-0	0	1	1	1	0	0	0	0	5
23	Tyson Carter		8-14	2-4	8-10	0	1	1	3	26	2	4	0	29
	Team					0	2	2						
	Totals		30-51	3-7	15-22	4	24	28	23	78	9	16	6	200
FG % 1st Half: 18-29 62.1% 2nd half: 12-22 54.5% Game: 30-51 58.8% Deadball 3FG % 1st Half: 1-2 50.0% 2nd half: 2-5 40.0% Game: 3-7 42.9% Rebounds FT % 1st Half: 3-5 60.0% 2nd half: 12-17 70.6% Game: 15-22 68.2% 5														

Arkansas 77 • 16-9, 4-8 SEC

#	Player	Total		3-Ptr	Rebounds			PF	TP	A	TO	Blk	Stl	Min
		FG-FGA	FG-FGA	FT-FTA	Off	Def	Tot							
02	Adrio Bailey	f	4-8	2-3	0-0	2	2	4	3	10	1	4	1	28
35	Reggie Chaney	f	1-3	0-0	2-2	2	0	2	2	4	0	2	0	18
03	Desi Sills	g	5-10	2-4	3-3	1	2	3	1	15	2	2	0	36
15	Mason Jones	g	9-17	2-7	18-21	0	6	6	4	38	2	2	0	35
33	Jimmy Whitt Jr.	g	4-8	0-0	0-0	0	6	6	1	8	3	2	0	40
00	Jeantal Cylla		0-1	0-0	0-0	0	1	1	3	0	0	0	0	7
05	Jalen Harris		0-2	0-2	0-0	0	1	1	3	0	2	1	0	26
14	Jamario Bell		0-0	0-0	0-0	0	0	0	0	0	0	0	0	1
24	Ethan Henderson		1-3	0-0	0-0	2	1	3	1	2	0	0	0	9
	Team					0	0	0						
	Totals		24-52	6-16	23-26	7	19	26	18	77	10	13	1	200
FG % 1st Half: 11-27 40.7% 2nd half: 13-25 52.0% Game: 24-52 46.2% Deadball 3FG % 1st Half: 3-8 37.5% 2nd half: 3-8 37.5% Game: 6-16 37.5% Rebounds FT % 1st Half: 7-7 100.0% 2nd half: 16-19 84.2% Game: 23-26 88.5% 0														

Officials: Brian Shey,Jason Baker,Mike Nance

Technical fouls: Mississippi St.-None. Arkansas-None.

Attendance: 19200

Score by periods	1st	2nd	Total
Mississippi St.	40	38	78
Arkansas	32	45	77

	In	Off	2nd	Fast	Bench
Points	Paint	T/O	Chance	Break	
MSU	36	15	8	26	34
ARK	28	18	7	15	2

Last FG - MSU 2nd-00:01, ARK 2nd-01:45.

Largest lead - MSU by 17 2nd-14:37, ARK by 5 1st-18:45.

MSU led for 28:38. ARK led for 08:57. Game was tied for 02:25.

Score tied - 5 times.

Lead changed - 7 times.

LAST TIME AN ARKANSAS PLAYER...

• SCORING •

Scored 25 Points: 29 Daniel Gafford vs Alabama (03/09/19)
Scored 30 Points: 38 Mason Jones vs Mississippi State (02/15/20)
Scored 40 Points: 40 Mason Jones vs Auburn (02/04/20)
 Scored 50 Points: 51 Rotnei Clarke vs. Alcorn State (11/13/09)
RECORD: 51 Rotnei Clarke vs. Alcorn State (11/13/09)

• FIELD GOALS MADE •

Made 15 Field Goals: 15 (15-21) Rotnei Clarke vs. Alcorn State (11/13/09)
 Made 20 Field Goals: 20 (2-30) Dean Tolson vs. Texas A&M (03/02/74)
RECORD: 20 (20-30) Dean Tolson vs. Texas A&M (03/02/74)

• FIELD GOALS ATTEMPTED •

Attempted 20 Field Goals: 24 (12-24) Mason Jones vs Auburn (02/04/20)
 Attempted 25 Field Goals: 26 (9-26) Courtney Fortson at Mississippi State (01/14/10)
RECORD: 30 (20-30) Dean Tolson vs. Texas A&M (03/02/74)

• FIELD GOAL PERCENTAGE •

Shot 100% FG (Min. 7 att): Daniel Gafford (7-7) at Texas Tech (01/26/19)
RECORD (min 8 att): 100% 8x - Best: Daryll Saulsberry (10-10) 1975

• 3-POINTERS MADE •

Made 7 3-pointers: 7 (7-13) by Isaiah Joe at Ole Miss (01/11/20)
 Made 10 3-pointers: 10 (10-13) by Isaiah Joe vs. FIU (12/01/18)
 Made 11-Plus 3-pointers: 13 (13-17) by Rotnei Clarke vs. Alcorn State (11/13/09)
RECORD: 13 (13-17) by Rotnei Clarke vs. Alcorn State (11/13/09) (SEC record)

• 3-POINTERS ATTEMPTED •

Attempted 15 3-Pointers: 17 (6-17) Isaiah Joe at Indiana (12/22/19)
 Attempted 20 3-Pointers: 24 (10-24) Pat Bradley vs. North Texas (12/30/98)
RECORD: 24 (10-24) Pat Bradley vs. North Texas (12/30/98) (SEC record)

• FREE THROWS MADE •

Made 10 Free Throws: 11 (11-16) Jimmy Whitt Jr. at Tennessee (02/11/20)
Made 15 Free Throws: 18 (118-21) Mason Jones vs Mississippi State (02/15/20)
 Made 20 Plus Free Throws: 22 (22-24) Martin Terry vs. Texas A&M (01/22/72)
RECORD: 22 (22-24) by Martin Terry vs. Texas A&M (01/22/72)

• FREE THROWS ATTEMPTED •

Attempted 15 Free Throws: 16 (11-16) Jimmy Whit Jr. at Tennessee (02/11/20)
Attempted 20 Free Throws: 21 (18-21) Mason Jones vs Miss State (02/15/20)
 Attempted 24 Plus Free Throws: 24 (22-24) Martin Terry vs. Texas A&M (01/22/72)
RECORD: 24 (22-24) Martin Terry vs. Texas A&M (01/22/72)

• FREE THROW PERCENTAGE •

Shot 100% FT (min 10 att): 14-14 Daryl Macon vs. Texas (12/17/16)
RECORD (min. 11 att): 8x - Best: Tommy Boyer (18-18) in 1963

• REBOUNDS •

Grabbed 10-14 Rebounds: 11 Reggie Chaney at Missouri (02/08/20)
 Grabbed 15-20 Rebounds: 16 Daniel Gafford vs. Alabama (03/09/19)
 Grabbed 20-Plus Rebounds: 23 Nick Davis vs. Jackson State (11/21/97)
RECORD: 23 by Nick Davis vs. Jackson State (11/21/97)
 • Grabbed 10 Offensive Rebounds: 10 Bobby Portis vs. LSU (03/07/15)
 • **Grabbed 10 Defensive Rebounds: 11 Mason Jones vs South Carolina (01/29/20)**

• ASSISTS •

Had 10 Assists: 10 by Jalen Harris at Missouri (02/12/19)
 Had 15 Assists: 15 by Dontell Jefferson vs. Portland State (11/18/05)
RECORD: 15 by Dontell Jefferson vs. Portland State (11/18/05)

• STEALS •

Had 5 Steals: 5 Isaiah Joe vs Texas Southern (11/19/19)
Had 6-7 Steals: 6 Isaiah Joe at Georgia Tech (11/25/19)
 Had 8-9 Steals: 9 Robert Shepard at Arizona (12/06/92)
RECORD: 9 by Robert Shepard at Arizona (12/06/92)

• BLOCKED SHOTS •

Had 5 Blocks: 5 Adrio Bailey vs Valpo (12/21/19)
 Had 6-9 Blocks: 7 Reggie Chaney at Providence (03/19/19)
 Had 10 Blocks: 10 Steven Hill vs. Texas State (12/06/05)
RECORD: 10 Steven Hill vs. Texas St. (12/06/05) & Oliver Miller vs. Texas (02/04/90)

• TURNOVERS •

Committed 5-9 Turnovers: 7 Mason Jones vs South Carolina (01/29/20)
 Committed 10 Plus Turnovers: 10 Courtney Fortson at South Carolina (02/21/09)

• MINUTES PLAYED •

38 Minutes (Regulation): 38:00 Mason Jones at Alabama (02/01/20)
39 Minutes (Regulation): 39:52 Jimmy Whitt Jr. vs Mississippi State (02/15/20)
40 Minutes (Regulation): Jimmy Whitt Jr. at LSU (01/08/20) & vs TCU (01/25/20)
40 Minutes (OT): 40:00 Jimmy Whitt Jr., at Missouri (02/08/20)
 45 Plus Minutes: 47 by BJ Young vs. Auburn (01/16/13)

• MISCELLANEOUS •

2 Players Scored 20+ Pts In Back-To-Back Gms: Jones (20/20) & Whitt (20/20) at Miss State (01/22/20) and vs TCU (01/25/20)
2 Players Scored 20+ Pts In 3 Straight: Jones (41/20/21) & Joe (20/21/24) vs Tulsa (12/14/19), Valpo (12/21/19) and Indiana (12/29/19)
 3 Players Scored 20+ Pts in Same Game: vs Ole Miss (01/17/15)
 Bobby Portis (23), Michael Qualls (22) & Rashad Madden (22)
Scored 20 or More Points in Five-Plus Consecutive Games: (5) by Mason Jones 20, 20, 34, 30, 40 (01/12/20 to 02/04/20)
 Scored 20 or More Points in 10-Plus Consecutive Games: (11) by Todd Day 20, 23, 26, 26, 22, 31, 23, 21, 27, 21, 20 (12/01/90 to 01/12/91)
Scored 30 or More Points in 3 Straight Games: Mason Jones 34 vs. S. Carolina (01/29/20), 30 at Alabama (02/01/20), 40 vs Auburn (02/04/20)
 Most Points in Back-To-Back Games: 82 by Martin Terry 35 at TCU (02/20/73) and 47 vs. SMU (02/24/73)
 Consecutive Free Throws Made: 48 by Ricky Medlock (20 gms; 12/21/74 to 03/04/75)
Double-Double: Pts/Rebs: Reggie Chaney (17 & 11) at Missouri (02/08/20)
 Double-Double: Pts/Assists: Jalen Harris (11 & 10) vs. UTSA (12/15/18)
 Two Players with Double-Double in Same Game: vs. UTSA (12/15/18)
 Daniel Gafford (13 pts, 14 rebs) and Jalen Harris (11 pts, 10 assists)
 Had 5-Plus Assists in 5-Plus Consecutive Games: (6) by Jalen Harris 11, 6, 10, 12, 7, 10 (11/21/81 thru 12/15/18)
 Had 10 or More Assists in Back-to-Back Games: Jalen Harris 10 vs. FIU (12/01/18) and 12 at Colorado State (12/05/18)
 Three-Plus Players with 5-Plus Assists in a Game: vs. Montana State (11/21/18)
 Jalen Harris (11), Isaiah Joe (5) and Desi Sills (5)
 Had 5 or More Steals in Back-to-Back Games: Ronnie Brewer 5 vs. Western Illinois (01/01/06) and 5 vs. Mississippi State (01/07/06)

LAST TIME AN OPPONENT PLAYER...

• SCORING •

Scored 25 Points: 26 Tyson Carter vs Mississippi State (02/15/20)
Scored 30 Points: 30 Dantez Walton vs Northern Kentucky (11/29/19)
 Scored 40 Points: 45 Jodie Meeks vs. Kentucky (02/14/09)
 Scored 50 Points: 56 Oscar Robertson vs. Cincinnati (03/15/58) **(on record)**

• FIELD GOALS MADE •

Made 15 Field Goals: 17 (17-24) Jodie Meeks vs. Kentucky (02/14/09)
 Made 20 Field Goals: 21 Oscar Robertson vs. Cincinnati (03/15/58) **(on record)**

• FIELD GOALS ATTEMPTED •

Attempted 20 Field Goals: 22 (11-22) Braden Shackelford at Alabama (02/01/20)
 Attempted 25 Field Goals: 28 (11-28) Devan Downey vs. South Carolina (02/17/10)

• FIELD GOAL PERCENTAGE •

Shot 100% FG (Min. 7 att): Adam Wing (8-8) vs. Evansville (12/08/15)

• 3-POINTERS MADE •

Made 7 3-pointers: 7 (7-15) Tyler Hall vs. Montana State (11/21/18)
 Made 10 3-pointers: 10 (10-19) Lance Weems at Auburn (01/06/96)

• 3-POINTERS ATTEMPTED •

Attempted 15 3-pointers: 15 (7-15) Tyler Hall vs. Montana State (11/21/18)
 Attempted 20 3-pointers: 22 (5-22) Jeff Fryer vs. Loyola Marymount (03/16/89)

• FREE THROWS MADE •

Made 10 Free Throws: 12 (12-13) Xavier Pinson at Missouri (02/08/20)
 Made 15 Free Throws: 17 (17-19) Mike Boynton vs. South Carolina (03/11/04)

• FREE THROWS ATTEMPTED •

Attempted 15 Free Throws: 14 (14-15) Reggie Perry at Miss State (01/22/20)
 Attempted 20 Free Throws: 24 (18-24) Frank Williams vs. Illinois (12/08/01)

• FREE THROW PERCENTAGE •

Shot 100% FT (min 10 att): 14-14 Grant Williams at Tennessee (01/15/19)

• REBOUNDS •

Grabbed 15-19 Rebounds: 18 Kevin Samuel vs TCU (01/25/20)
 Grabbed 20 Rebounds: 20 Antonio McDye vs. Alabama (03/11/95)
 • Grabbed 10 Offensive Rebounds: 11 Tyler Davis at Texas A&M (01/30/18)
 • **Grabbed 10 Defensive Rebounds: 11 Kevin Samuel vs TCU (01/25/20)**

• ASSISTS •

Had 10 Assists: 11 Tremont Waters vs. LSU (01/12/19)
 Had 13 Assists: 13 Chuck Evans at Mississippi State (01/27/93) **(on record)**

• STEALS •

Had 5 Steals: 6 Alpha Diallo at Providence (03/19/19)
 Had 8 Steals: 8 Terry Conerway vs. Texas State (12/21/02)

• BLOCKED SHOTS •

Had 6-9 Blocks: 7 Stefan Moody at Ole Miss (02/13/16)
 Had 10 Plus Blocks: 10 P.J. Roberson vs. Grambling State (11/26/11)

• TURNOVERS •

Committed 5-9 Turnovers: 7 Kira Lewis Jr. at Alabama (02/01/20)
 Committed 10 Plus Turnovers: 12 Devin Gibson vs. UTSA (12/12/07)

LAST TIME ARKANSAS HIGHS...

• SCORING •

Scored 100 Points: 104 vs. Oral Roberts (12/19/17)
 Scored 120-Plus Points: 121 vs. FIU (12/01/18)
Scored 50 Points in 1st Half: 50 vs Tulsa (12/14/19)
Scored 50 Points in 2nd Half: 52 vs Rice (11/05/19)
 Scored 60 or More Points in a Half: 63 (2nd) vs. FIU (12/01/18)
 Scored 70 or More Points in a Half: 71 (1st) vs. Alcorn (11/13/09)
 Scored 80 or More Points in a Half: 88 (2nd) vs. U.S. International (12/09/89)

• FIELD GOALS MADE •

Made 30 Field Goals: 31 (31-54) vs Vanderbilt (01/15/20)
 Made 40 Field Goals: 42 (42-69) vs. FIU (12/01/18)
 Made 50 Field Goals: 57 (57-99) vs. Troy (12/10/96)
RECORD: 68 (68-101) vs. U.S. International (12/09/89)

• FIELD GOALS ATTEMPTED •

Attempted 70 Field Goals: 71 (31-71) vs Texas Southern (11/19/19)
 Attempted 80 Field Goals: 83 (34-83) vs. Iona (11/30/14)
 Attempted 90 Field Goals: 99 (57-99) vs. Troy (12/10/96)
 Attempted 100 Field Goals: 101 (68-101) vs. US International (12/09/89)
RECORD: 101 (68-101) vs. U.S. International (12/09/89)

• FIELD GOALS PERCENTAGE •

Shot 60% FG: 60.9 (42-69) vs. FIU (12/01/18)
 Shot 70% or Better FG: 72.7 (32-44) vs. Alabama State (12/21/83)
RECORD: 79.4 (27-34) vs. Texas Tech (1979)

• 3-POINTERS MADE •

Made 15 3-pointers: 16 (16-24) vs. Mississippi State (01/09/16)
 Made 20 3-pointers: 21 (21-37) vs. Troy (12/10/96)
RECORD: 21 (21-37) vs. Troy (12/10/96)

• 3-POINTERS ATTEMPTED •

Attempted 25 3-pointers: 25 (10-25) vs Auburn (02/04/20)
Attempted 30 3-pointers: 31 (12-31) at Indiana (12/29/19)
 Attempted 35 3-pointers: 35 (11-35) vs. Montana State (11/21/18)
RECORD: 54 (19-54) vs. North Texas (12/30/98)

• 3-POINT PERCENTAGE •

Shot 50% 3PT FG (min. 15 att): 50.0 (9-18) vs. Ole Miss (03/02/19)
 Shot 60% or Better 3PT FG (min. 15 att): 61.1 (11-18) at Vanderbilt (03/06/19)
RECORD (min. 15 att): 66.7 (16-24) vs. Mississippi State (01/09/16)

• FREE THROWS MADE •

Made 20 Free Throws: 23 (23-26) vs Mississippi State (02/15/20)
 Made 30 Free Throws: 34 (34-46) vs. UT Arlington (11/23/18)
 Made 40 Free Throws: 41 (41-49) at Kentucky (01/25/92)
RECORD: 48 (48-53) vs. Ole Miss (01/17/04)

• FREE THROW ATTEMPTS •

Attempted 40 Free Throws: 40 (26-40) vs South Carolina (01/29/20)
 Attempted 50 Free Throws: 53 (35-53) vs. Northeastern Illinois (11/16/97)
 Attempted 60 Free Throws: 65 vs. TCU (1955)
RECORD: 65 vs. TCU (1955)

• FREE THROW PERCENTAGE •

Shot 80% FT (min. 10 att): .885 (23-26) vs Mississippi State (02/15/20)
Shot 90% or Better FT (min. 10 att): 94.4 (17-18) at LSU (01/08/20)
RECORD (min 10 att): 100 3x - Best 16-16 at Kentucky (02/27/14)

• REBOUNDS •

Grabbed 40 Rebounds: 45 vs Rice (11/05/19)
 Grabbed 50 Rebounds: 50 vs. FIU (12/01/18)
 Grabbed 55-Plus Rebounds: 55 vs. Utah Valley (01/03/15)
RECORD: 77 vs. Jackson State (01/22/02)

• ASSISTS •

Had 25 Assists: 29 vs. Montana State (11/21/18)
 Had 30 Assists: 32 vs. Jackson State (11/22/96)
 Had 40 Assists: 40 vs. Troy (12/10/96)
RECORD: 47 vs. U.S. International (12/09/89)

• STEALS •

Had 15 Steals: 15 at Georgia Tech (11/25/19)
 Had 20 Steals: 24 vs. Maryland-Eastern Shore (01/02/01)
 Had 25 Steals: 26 vs. Louisiana-Monroe (11/25/00)
RECORD: 26 vs. Louisiana-Monroe (11/25/00)

• BLOCKED SHOTS •

Had 10 Blocks: 10 vs Texas Southern (11/19/19)
 Had 13 Blocks: 14 vs. Georgia (01/29/19)
 Had 15 Blocks: 15 vs. South Alabama (12/30/91)
RECORD: 18 vs. Missouri (12/05/95)

• MOST TURNOVERS •

Had 20 Turnovers: 20 vs Austin Peay (12/03/19)
 Had 25 Turnovers: 25 at South Carolina (02/21/09)
 Had 30 Turnovers: 32 vs. Providence (11/16/07)
RECORD: 32 vs. Providence (11/16/07)

• FOULS •

Committed 25 Fouls: 26 at Tennessee (02/11/20)
Committed 30 Fouls: 32 at Missouri (002/08/20)
RECORD: 38 vs. Missouri (12/04/61)

LAST TIME ARKANSAS LOWS...

• SCORING •

Held to 40-45 Points: 43 at Florida (01/22/11)
 Held to 46-49 Points: 46 at Mississippi State (02/09/16)
 Held to 50-55 Points: 50 vs. Florida (03/14/19)
 Held to 56-59 Points: 56 at Auburn (02/20/19)
 Held to 19 Points or Less in a Half: 18 (1st half) vs. Vanderbilt (02/07/17)

• FIELD GOALS •

Held to Below 20 Field Goals Made: 15 (15-49) at Tennessee (02/11/20)

• FIELD GOAL PERCENTAGE •

Held to 20-29% FG: 27.9 (17-61) vs. South Carolina (02/03/15)
Held to 30-35% FG: .333 (19-57) vs Kentucky (01/18/20)

• 3-POINTERS •

Did not Make a 3-pointer: 0 (0-2) at Texas (01/07/89)
Held to 1-4 3-PT FG Made: 3 (3-14) at Missouri (02/08/20)
Held to 5-9 3-PT FG Made: 5 (5-16) at Tennessee (02/11/20)
Attempted Single-Digit 3-pointers: 9 (6-9) vs TCU (01/25/20)

• 3-POINT PERCENTAGE •

Shot 10% or Worse 3PT FG: 10.0 (1-10) at Mississippi State (02/09/16)
Shot 11-19% 3PT FG: 16.7 (3-18) vs Northern Kentucky (11/29/19)

• FREE THROWS •

Made Single Digit Free Throws: 6 (6-11) at Miss State (01/22/20)
 Attempted Single Digit Free Throws: 9 (7-9) vs. Georgia Tech (12/19/18)

• FREE THROW PERCENTAGE •

Shot 40-49% FT: 40.0 (6-15) at Florida (01/17/18)
 Shot Below 40% FT: 26.7 (4-15) at Texas A&M (01/09/13)

• REBOUNDING •

Had 19 or Fewer Rebounds: 19 at Missouri (03/05/13)
Had 20-25 Rebounds: 24 at LSU (01/08/20)

• ASSISTS •

Held to Single Digit Assists: 6 at Tennessee (02/11/20)

• STEALS •

Had No Steals: *None on record*
 Had 1 Steal: 1 vs. Florida (03/09/18)
Had 2-4 Steals: 4 vs Mississippi State (02/15/20)

• BLOCKED SHOTS •

Had No Blocked Shots: 0 vs. Missouri (1/23/19)

• FEWEST TURNOVERS •

Had 1-4 Turnovers: 4 vs. Georgia (01/29/19)
Had 5-9 Turnovers: 7 vs Vanderbilt (01/15/20)

• FOULS •

Had Single Digit Fouls: 9 vs. LSU (02/17/07)

ARKANSAS MISCELLANEOUS...

Played in an OT game:	02/08/20 at Missouri	L, 79-83 (OT)
Played in a 2OT game:	01/23/18 at Georgia	W, 80-77 (2 OT)
Played in a 3OT game:	02/09/80 vs. Houston	L, 90-84 (3 OT)
Beat AP team ranked 21-25:	03/09/18 vs. #23 Florida (SEC)	W, 80-72
Beat AP team ranked 16-20:	02/02/19 at #19 LSU	W, 90-89
Beat AP team ranked 11-15:	02/27/18 vs. #14 Auburn	W, 91-82
Beat AP team ranked 6-9:	12/30/17 vs. #9 Tennessee	W, 95-93 (OT)
Beat AP team ranked 2-5:	01/27/16 vs. #5 Texas A&M	W, 74-71
Beat AP team ranked #1:	02/12/84 vs. #1 North Carolina (PB)	W, 65-64
Beat AP Top 25 team on road:	02/02/19 at #19 LSU	W, 90-89
Beat AP Top 10 team on road:	02/09/94 at #4 Kentucky	W, 90-82

LAST TIME AN OPPONENT HIGHS...

• SCORING •

Scored 100 Points: 106 at Tennessee (01/15/19)
 Scored 110 Points: 117 at Ole Miss (12/10/73)
 Scored 50 Points in 1st Half: 55 at Tennessee (01/15/19)
 Scored 50 Points in 2nd Half: 51 at Tennessee (01/15/19)
 Scored 60 or More Points in a Half: 60 (1st half) vs. Alabama (02/28/96)

• FIELD GOALS MADE •

Made 30 Field Goals: 30 (30-51) vs Mississippi State (02/15/20)
 Made 40 Field Goals: 40 (40-68) by Texas (01/05/10)
 Made 45 Field Goals: 45 (45-80) vs. Pittsburgh (12/29/86)

• FIELD GOALS ATTEMPTED •

Attempted 70 Field Goals: 70 (27-72) vs Valpo (12/21/19)
 Attempted 80 Field Goals: 83 (31-83) by FIU (12/01/018)

• FIELD GOAL PERCENTAGE •

Shot 60% FG: 61.1 (15-23) vs. Auburn (02/17/16)
 Shot 65% FG: 67.7 (4-65) vs. North Carolina (03/23/08)
 Shot 69% FG: 69.8 (37-53) at Auburn (01/14/95)

• 3-POINTERS MADE •

Made 15 3-pointers: 15 (15-30) at LSU (02/03/18)
 Made 17 3-pointers: 17 (17-33) at Auburn (02/20/19)

• 3-POINTERS ATTEMPTED •

Attempted 25 3-pointers: 25 (7-25) vs Valpo (12/21/19)
 Attempted 30 3-pointers: 31 (8-31) vs Auburn (02/04/20)
 Attempted 35 3-pointers: 37 (6-37) by FIU (12/01/18)

• 3-POINT PERCENTAGE •

Shot 50% 3PT FG (min 15 att): 51.5 (17-33) at Auburn (02/20/19)
 Shot 60% or Better 3PT FG (min 15 att): 62.7 (10-15) at South Carolina (02/09/19)

• FREE THROWS •

Made 20 Free Throws: 21 (21-30) vs Auburn (02/04/20)
 Made 30 Free Throws: 34 (34-44) at Missouri (02/08/19)
 Made 40 Free Throws: 40 (40-50) vs. UMass (11/25/94)

• FREE THROW ATTEMPTS •

Attempted 35 Free Throws: 38 (32-38) at LSU (02/02/19)
 Attempted 40 Free Throws: 44 (34-44) at Missouri (02/08/18)
 Attempted 50 Free Throws: 50 (39-50) vs. South Carolina (03/11/04)

• FREE THROW PERCENTAGE •

Shot 80% FT (min. 10 att): .871 (27-31) at Miss State (01/22/20)
 Shot 90% or Better FT (min. 10 att): .962 (25-26) at Ole Miss (01/11/20)

• REBOUNDING •

Grabbed 45 Rebounds: 47 vs Kentucky (01/218/19)
 Grabbed 50 Rebounds: 52 at Missouri (02/08/20)
 Grabbed 55-Plus Rebounds: 56 vs. Georgia (01/29/19)
 • Grabbed 20 Offensive Rebounds: 23 at LSU (01/08/20)

• ASSISTS •

Had 25 Assists: 25 vs. Louisville (11/17/09)
 Had 30 Assists: 30 at UAB (01/27/90)

• STEALS •

Had 15 Steals: 15 at LSU (02/24/10)
 Had 18 Steals: 18 vs. Alcorn State (12/02/95)

• BLOCKED SHOTS •

Had 10 Blocks: 10 at Tennessee (01/22/14)
 Had 13 Blocks: 13 at Mississippi State (01/14/10)

• MOST TURNOVERS •

Had 20 Turnovers: 21 vs Austin Peay (12/03/19)
 Had 25 Turnovers: 27 vs Rice (11/05/19)
 Had 30 Turnovers: 30 vs. Louisiana-Monroe (12/31/04)

• FOULS •

Committed 10-14 Fouls: 15 at Miss State (01/22/20)
 Committed 15-19 Fouls: 18 vs Mississippi State (02/15/20)
 Committed 20-29 Fouls: 26 at Tennessee (02/11/20)
 Committed 30-44 Fouls: 33 vs South Carolina (01/29/20)
 Committed 45 Fouls: 36 vs. Centenary (12/04/82)

LAST TIME AN OPPONENT LOWS

• SCORING •

Held to 30-39 Points: 33 vs. Vanderbilt (01/12/13)
 Held to 40-45 Points: 43 vs North Texas (11/12/19)
 Held to 46-49 Points: 46 vs Montana (11/16/19)
 Held to 50-55 Points: 51 vs Texas Southern (11/19/19)
 Held to 56-59 Points: 55 vs Vanderbilt (01/15/20)
 Held to 19 Points or Less in a Half: 18 vs Montana (11/16/19)

• FIELD GOAL PERCENTAGE •

Held to 21% or Worse FG: 20.97 (13-62) vs. Jackson State (11/22/02)
 Held to 20-29% FG: 28.6 (16-56) vs Rice (11/05/19)
 Held to 30-35% FG: 34.5 (19-55) vs Texas Southern (11/19/19)

• 3-POINTERS •

Did not Make a 3-pointer: 0 (0-10) by Mississippi State (02/07/15)
 Held to 1-4 3-PT FG Made: 3 (3-7) vs Mississippi State (02/15/20)
 Held to 5-9 3-PT FG Made: 8 (8-31) at Alabama (02/01/20)

• 3-POINT PERCENTAGE •

Shot 10% or Worse 3PT FG: 8.0 (2-25) vs Rice (11/05/19)
 Shot 11-19% 3PT FG: 18.8 (3-16) at Missouri (02/08/20)

• FREE THROWS •

Made 1-5 Free Throws: 3 (3-7) vs. Oral Roberts (12/19/17)
 Made 6-9 Free Throws: 7 (7-11) vs Valpo (12/21/19)

• FREE THROW ATTEMPTS •

Attempted Single Digit Free Throws: 7 (3-7) vs. Oral Roberts (12/19/17)

• FREE THROW PERCENTAGE •

Shot 40-49% FT: 47.4 (9-19) vs. Auburn (02/17/16)
 Shot Below 40% FT: 38.1 (8-21) vs. Texas State (12/22/18)

• REBOUNDING •

Had 19 or Fewer Rebounds: 19 vs. Missouri-Kansas City (12/02/06)
 Had 20-25 Rebounds: 25 at Texas Tech (01/26/19)

• ASSISTS •

Held to Single Digit Assists: 9 vs Mississippi State (02/15/20)

• STEALS •

Had No Steals: 0 vs Vanderbilt (01/15/20)
 Had 1 Steal: 1 at Florida (01/17/18)
 Had 2-5 Steals: 5 vs Mississippi State (02/15/20)

• BLOCKED SHOTS •

Had No Blocked Shots: 0 vs Austin Peay (12/03/19)

• FEWEST TURNOVERS •

Had Single Digit Turnovers: 9 at Providence (03/19/19)

• FOULS •

Had Single Digit Fouls: 8 at Michigan (12/08/12)

RAZORBACK SPEED CHART



JEANTAL CYLLA

0 F • Gr.Sr. • 6-7 • 215
Lake Worth, Fla.



Played 2 yrs at FAU and 1 at UNCW ... B.A. in Communication Studies from UNCW in May '19 ... Pursuing M.Ed. in Adult & Lifelong Learning ... Member of Haitian National Team ... 3 career double-doubles ... Scored his 1,000th career point vs South Dakota ... Got 1st start with Arkansas vs Northern Kentucky ... 5 rebounds at Ole Miss ... 5 pts, 2 rebs, 1 assist at Miss State ... 4 rebounds and blocked shot vs TCU

Year	GP	GS	Min	Avg	FG	FGA	Pct	3FG	3FGA	Pct	FT	FTA	Pct	Off	Def	Tot	Avg	PF	FO	AST	TO	BLK	STL	Pts	Avg
2019-20	22	1	186	8.5	10	33	.303	2	12	.167	4	9	.444	7	29	36	1.6	28	0	4	11	4	2	26	1.2
CAREER	118	87	2646	22.4	346	866	.400	102	333	.306	216	279	.774	108	291	399	3.4	257	6	51	130	46	49	1010	8.6

CAREER HIGHS

PTS: 25 at UTEP (01/12/16)
REB: 10 (2x) last at Mercer (12/21/18)
AST: 3 vs UNC Greensboro (11/13/18)
STL: 4 vs Webber (12/21/16)
BLK: 2 (6x) last vs JMU (02/02/19)



ISAIAH JOE

1 G • So. • 6-5 • 180
Fort Smith, Ark.



1 of 10 Finalist for Jerry West Shooting Guard of the Year & Preseason 2nd Team All-SEC ... Made at least one 3 in 51 of 54 career gms (career-long streak of 34 gms) ... 185 career 3's is 7th on Arkansas' career top 10 ... SEC Player of the Week: 24 pts at Indiana ... 34 at Ole Miss (26 in 2nd half 8-of-10 FG) w/ 2 game-winning steals ... 33 points and five steals vs TX SOU ... Career-high 6 steals at GT ... Team-best 10 charges this season & had team-best 27 last year.

Year	GP	GS	Min	Avg	FG	FGA	Pct	3FG	3FGA	Pct	FT	FTA	Pct	Off	Def	Tot	Avg	PF	FO	AST	TO	BLK	STL	Pts	Avg
2019-20	20	19	718	35.9	100	278	.360	72	212	.340	47	57	.825	13	73	86	4.3	32	0	38	35	6	30	319	16.0
CAREER	54	53	1742	32.3	248	636	.390	185	485	.381	109	137	.784	34	146	180	3.3	96	0	96	77	11	81	790	14.6

CAREER HIGHS

PTS: 34 (2x) last at Ole Miss (01/11/20)
REB: 9 at Georgia Tech (11/25/19)
AST: 7 vs Rice (11/05/19)
STL: 6 (2x) last at Ga Tech (11/25/19)
BLK: 2 (2x) last at Ole Miss (01/11/20)



ADRIO BAILEY

2 F • Sr. • 6-6 • 222
Clarence, La.



2019 SEC Community Service Team ... On the SEC Men's Basketball Leadership Council & member of Arkansas SAAC ... 6th in SEC in BLKS (1.54) ... Had SEC career highs in pts (11) and rebs (7) vs Auburn ... Leads team w/ 111 deflections, including 9 vs Valpo & Auburn ... Five blocks vs Valpo including one to secure win w/ 36 seconds left ... Posted 1st career double-double w/ 12 pts & career-high 11 rebs vs Montana.

Year	GP	GS	Min	Avg	FG	FGA	Pct	3FG	3FGA	Pct	FT	FTA	Pct	Off	Def	Tot	Avg	PF	FO	AST	TO	BLK	STL	Pts	Avg
2019-20	20	19	718	35.9	100	278	.360	72	212	.340	47	57	.825	13	73	86	4.3	32	0	38	35	6	30	319	16.0
CAREER	117	68	1867	16.0	213	431	.494	14	38	.368	90	163	.552	98	229	327	2.8	256	6	66	91	93	88	530	4.5

CAREER HIGHS

PTS: 20 vs UC Davis (11/12/18)
REB: 11 vs Montana (11/16/19)
AST: 3 (4x) last at Ga Tech (11/25/19)
STL: 4 vs North Texas (11/25/19)
BLK: 5 (3x) last vs Valpo (12/21/19)



DESI SILLS

3 G • So. • 6-1 • 196
Jonesboro, Ark.



Did not have enough attempts to qualify for NCAA/SEC but led the team in 3PT% (.460) last season ... Shooting 37.8% (14-37) from 3PT over last 9 ... 14 pts (4-6 3PT) w/ career-high 4 steals vs Auburn ... 18 pts vs TCU (7-8 FG, 3-3 3PT) ... Had 17 pts vs NKU and career-high 20 at WKU ... Pulled down career-high seven rebs vs Vanderbilt ... Had six reb vs North Texas and five boards vs both Valpo and Indiana.

Year	GP	GS	Min	Avg	FG	FGA	Pct	3FG	3FGA	Pct	FT	FTA	Pct	Off	Def	Tot	Avg	PF	FO	AST	TO	BLK	STL	Pts	Avg
2019-20	25	23	781	31.2	88	218	.404	30	109	.275	46	69	.667	14	59	73	2.9	76	3	32	38	4	29	252	10.1
CAREER	59	31	1357	23.0	143	343	.417	59	172	.343	86	126	.683	26	90	116	2.0	144	5	90	91	4	50	431	7.3

CAREER HIGHS

PTS: 20 at Western Kentucky (12/07/19)
REB: 7 vs Vanderbilt (01/15/20)
AST: 6 vs FIU (12/01/18)
STL: 4 vs Auburn (02/04/20)
BLK: 1 (2x) last vs Northern Ky (11/25/19)



JALEN HARRIS

5 G • Jr. • 6-2 • 172
Wilson, N.C.



2 career double-doubles ... Has five games with double-digit assists and 21 with at least 5 ... 30 games as Razorback with 1 or fewer TO (16 with zero) ... Had zero turnovers in 6 SEC games in 2020 ... Scored 11 in win at Bama, including a key 5-0 run ... Tied career-high with 4 steals vs Montana ... Led team in assists 6x this season ... Has made 12 treys this season (30%) after making just 8 all of last year (11.6%).

Year	GP	GS	Min	Avg	FG	FGA	Pct	3FG	3FGA	Pct	FT	FTA	Pct	Off	Def	Tot	Avg	PF	FO	AST	TO	BLK	STL	Pts	Avg
2019-20	25	3	621	24.8	33	89	.371	12	48	.250	33	44	.750	10	51	61	2.4	67	2	61	35	6	24	111	4.4
CAREER	90	55	2306	25.6	165	445	.371	27	144	.188	153	214	.715	30	185	215	2.4	206	3	322	141	15	87	510	5.7

CAREER HIGHS

PTS: 17 at South Carolina (02/09/19)
REB: 9 vs Nevada (01/07/17)
AST: 12 at Colorado State (12/05/18)
STL: 4 (2x) last vs Montana (11/16/19)
BLK: 2 vs Georgia (01/29/19)



TY STEVENS

12 G • Jr. • 6-2 • 180
Republic, Mo.



STEVENS' CAREER HIGHS

PTS: 3 at Vanderbilt (03/06/19)
REB: --
AST: --
STL: --
BLK: --



EMEKE OBUKWELU

13 F • Jr. • 6-8 • 222
Plano, Texas

OBUKWELU'S CAREER HIGHS

PTS: 43 vs Rhodes (12/03/17)
REB: 20 vs Rhodes (12/03/17)
AST: 4 at Rust (01/19/17)
STL: 2 (2x) last at Louisiana Col (02/17/18)
BLK: 4 vs Belhaven (01/13/18)



JAMARIO BELL

14 F • Sr. • 6-5 • 250
Junction City, Ark.



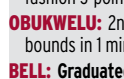
BELL'S CAREER HIGHS

PTS: --
REB: 1 (2x) last at Tennessee (02/11/20)
AST: --
STL: --
BLK: 2 at Tennessee (2/11/20)



STEVENS: 2nd year walk-on ...

Played in 8 career games; 6 this season ... Only career points was an old fashion 3-point play at Vandy last year.



OBUKWELU: 2nd year walk-on ...

Played 1st two seasons at Texas-Tyler ... Played in 4 games, got 3 rebounds in 1 minute vs Rice and 2 in 1:50 at Tennessee



MASON JONES

15 G • Jr. • 6-5 • 200
Desoto, Texas



1 of 30 on Citizen Naismith Player of the Year Midseason Team ... LEADS SEC IN SCORING ... 8 career 30-pt gms (41 vs Tulsa • 40 vs AUB • 28 vs Miss St • 34 vs USC • 32 vs Rice • 30 at Bama • 30 vs Fla • vs Miss State) ... Led team in scoring 25x in career ... Leads team in pts, reb, assists & steals ... 5+ rebs 20x this yr ... 3x SEC Player of the Week: 32 pts, vs Rice • 41 pts vs Tulsa • Back-to-back 30-pt gms vs USC and at Bama ... Two career double-doubles.

Year	GP	GS	Min	Avg	FG	FGA	Pct	3FG	3FGA	Pct	FT	FTA	Pct	Off	Def	Tot	Avg	PF	FO	AST	TO	BLK	STL	Pts	Avg
2019-20	24	23	802	33.4	139	323	.430	49	150	.327	172	208	.827	19	124	143	6.0	76	3	79	80	5	40	499	20.8
CAREER	58	49	1798	31.0	275	660	.417	125	358	.349	287	351	.818	37	238	275	4.7	153	5	175	141	10	71	962	16.6

CAREER HIGHS

PTS: 41 vs Tulsa (12/14/19)
REB: 12 vs South Carolina (01/28/20)
AST: 9 at Ole Miss (01/11/20)
STL: 5 (2x) last at Ga Tech (11/25/19)
BLK: 2 (7x) last vs TX Southern (11/19/19)



ETHAN HENDERSON

24 F • So. • 6-8 • 210
Little Rock, Ark.



Threw down a dunk and blocked a shot in season opener vs Rice ... Had a put-back, two rebounds and a blocked shot vs Texas Southern ... Provided big spark in 9-0 run versus Austin Peay with a dunk, three rebounds (finished with four boards) and 3 blocked shots.

Year	GP	GS	Min	Avg	FG	FGA	Pct	3FG	3FGA	Pct	FT	FTA	Pct	Off	Def	Tot	Avg	PF	FO	AST	TO	BLK	STL	Pts	Avg
2019-20	13	0	74	5.7	5	10	.500	0	0	.000	1	3	.333	7	13	20	1.5	14	0	1	2	5	3	11	0.8
CAREER	25	0	125	5.0	10	20	.500	0	0	.000	2	6	.333	10	22	32	1.3	20	0	2	5	7	6	22	0.9

CAREER HIGHS

PTS: 6 at Providence (03/19/19)
REB: 5 at Providence (03/19/19)
AST: 1 UT Arlington (11/23/18)
STL: 2 at Tennessee (01/15/19)
BLK: 3 vs Austin Peay (12/03/19)



JIMMY WHITT JR.

33 G • Gr.Sr. • 6-3 • 175
Columbia, Mo.



Played at Arkansas as FR, transferred to SMU ... B.S. in Sport Management from SMU in May '19 ... Pursuing M.Ed. in Adult & Lifelong Learning ... 3rd in SEC in FG Made (141), 5th in FG% (.502), 2nd in minutes (36:57) & 12th in ppg (14.7) ... Career-high 30 pts vs Vandy (14-24) w/ team-best 8 rebs & 2 blks ... 7 career Double-Doubles w/ 1 Triple-Double ... 2 Double-Doubles this yr: TX SOU (17 & 11) & WKU (17 & 12).

Year	GP	GS	Min	Avg	FG	FGA	Pct	3FG	3FGA	Pct	FT	FTA	Pct	Off	Def	Tot	Avg	PF	FO	AST	TO	BLK	STL	Pts	Avg
2019-20	25	25	929	37.2	149	302	.493	0	1	.000	68	96	.708	29	92	121	4.8	56	1	43	34	12	34	366	14.6
CAREER	120	98	3630	30.3	526	1115	.472	16	66	.242	208	319	.652	152	386	538	4.5	269	3	311	163	47	157	1276	10.6

CAREER HIGHS

PTS: 30 vs Vanderbilt (01/15/20)
REB: 13 (2x) last vs Bradley (11/20/18)
AST: 10 vs McNeese State (11/29/18)
STL: 5 (3x) last vs Memphis (02/14/18)
BLK: 3 (2x) last at Memphis (01/19/19)



REGGIE CHANEY

35 F • So. • 6-8 • 222
Tulsa, Okla.



Career-high 17 pts and tied career-high w/ 11 rebs for 1st career double-double at Mizzou ... Also had 11 rebs at Alabama and vs N. Ky. ... Tied career high w/ four steals in his season debut (TX SOU) ... Established career highs in rebounds (11) and assists (5) vs Northern Ky ... Led team with 7 rebounds vs Tulsa ... Had 3 rejections vs South Dakota and at WKU ... Has 8 career games with at least 3 rejections.

Year	GP	GS	Min	Avg	FG	FGA	Pct	3FG	3FGA	Pct	FT	FTA	Pct	Off	Def	Tot	Avg	PF	FO	AST	TO	BLK	STL	Pts	Avg
2019-20	22	7	377	17.1	46	67	.687	0	0	.000	20	33	.606	37	53	90	4.1	61	3	18	26	15	18	112	5.1
CAREER	56	9	932	16.6	129	217	.594	0	0	.000	37	66	.561	77	131	208	3.7	143	5	43	72	61	39	295	5.3

CAREER HIGHS

PTS: 17 at Missouri (02/08/20)
REB: 11 (3x) last at Missouri (02/08/20)
AST: 5 vs Northern Kentucky (11/30/19)
STL: 4 (3x) last vs TX Southern (11/19/19)
BLK: 7 at Providence (03/19/19)



ERIC MUSSELMAN

University of Arkansas Head Coach
San Diego, 1987
As Arkansas Head Coach: 16-8 (1st yr)
As Collegiate Head Coach: 126-42 (5th yr)
As Pro Head Coach: 503-291 (14 seasons)

In 18 seasons as a head coach, finished 1st in his conf./division 13 times ... In 14 seasons as a pro head coach, led league in wins 7x (2nd-most wins 3x) ... In 4 years in college, won 3 conf. titles, played in 3 NCAA tournaments and won CBI championship ... Only needed 130 games as collegiate head coach to record 100 wins ... First coach in pro basketball history to win 100 games by the age of 28 ... In seven years as head coach in CBA, a league-best 24 of his players were called up to the NBA and he coached five All-Star games.

