



GAME NOTES

2020 SCHEDULE/RESULTS

OVERALL: 17-6 | SEC: 1-2
H: 9-3 | A: 3-2 | N: 5-1 | L10: 6-4

DATE	OPPONENT	LOC.	TIME/RESULT
F7	UTEP!	LAS CRUCES, N.M.	W, 10-0 (5)
F7	BRADLEY!	LAS CRUCES, N.M.	L, 3-2
F8	BRADLEY!	LAS CRUCES, N.M.	W, 12-1 (5)
F8	NEW MEXICO STATE!	LAS CRUCES, N.M.	W, 5-4
F9	NEBRASKA!	LAS CRUCES, N.M.	W, 15-4 (5)
F14	MEMPHIS#	FORT MYERS, FLA.	CANCELED
F14	FGCU#	FORT MYERS, FLA.	CANCELED
F15	FURMAN#	FORT MYERS, FLA.	W, 8-1
F15	UIC#	FORT MYERS, FLA.	W, 8-3
F16	FGCU#	FORT MYERS, FLA.	W, 4-1
F20	BOSTON U.^	FAYETTEVILLE, ARK	W, 4-1
F21	SOUTH DAKOTA STATE^	FAYETTEVILLE, ARK	W, 13-3 (5)
F21	MARIST^	FAYETTEVILLE, ARK	W, 7-1
F22	BOSTON U.^	FAYETTEVILLE, ARK	W, 10-2 (6)
F22	MONTANA^	FAYETTEVILLE, ARK	L, 5-0
F23	MARIST^	FAYETTEVILLE, ARK	W, 5-1
F27	#23 BAYLOR %	FAYETTEVILLE, ARK	L, 3-2
F28	VILLANOVA %	FAYETTEVILLE, ARK	W, 11-1 (5)
F28	KENT STATE %	FAYETTEVILLE, ARK	W, 9-5
F29	#9 FLORIDA STATE %	FAYETTEVILLE, ARK	L, 2-1
F29	VILLANOVA %	FAYETTEVILLE, ARK	W, 12-4 (5)
M1	KENT STATE %	FAYETTEVILLE, ARK	W, 8-0 (5)
M6	ALABAMA*	TUSCALOOSA, ALA.	W, 1-0
M7	ALABAMA*	TUSCALOOSA, ALA.	L, 10-2 (6)
M8	ALABAMA*	TUSCALOOSA, ALA.	L, 9-1 (6)
M10	KANSAS (DH)	FAYETTEVILLE, ARK	3:00 PM
M13	GEORGIA*	FAYETTEVILLE, ARK	6:00 PM
M14	GEORGIA*	FAYETTEVILLE, ARK	4:00 PM
M15	GEORGIA*	FAYETTEVILLE, ARK	4:00 PM
M17	MISSOURI STATE	FAYETTEVILLE, ARK	5:00 PM
M20	MISSOURI*	COLUMBIA, MO.	6:00 PM
M21	MISSOURI*	COLUMBIA, MO.	4:00 PM
M22	MISSOURI*	COLUMBIA, MO.	2:00 PM
M25	WICHITA STATE	FAYETTEVILLE, ARK	6:00 PM
M27	NORTH TEXAS	FAYETTEVILLE, ARK	5:00 PM
M28	NORTH TEXAS (DH)	FAYETTEVILLE, ARK	12:00 PM
M31	KANSAS CITY	FAYETTEVILLE, ARK	5:00 PM
A1	TULSA	FAYETTEVILLE, ARK	5:00 PM
A3	TEXAS A&M*	FAYETTEVILLE, ARK	6:00 PM
A4	TEXAS A&M*	FAYETTEVILLE, ARK	2:00 PM
A5	TEXAS A&M*	FAYETTEVILLE, ARK	4:00 PM
A9	MISSISSIPPI STATE*	STARKVILLE, MISS.	6:00 PM
A10	MISSISSIPPI STATE*	STARKVILLE, MISS.	2:00 PM
A11	MISSISSIPPI STATE*	STARKVILLE, MISS.	2:00 PM
A18	FLORIDA*	FAYETTEVILLE, ARK	5:00 PM
A19	FLORIDA*	FAYETTEVILLE, ARK	4:00 PM
A20	FLORIDA*	FAYETTEVILLE, ARK	6:00 PM
A24	KENTUCKY*	LEXINGTON, KY.	5:00 PM
A25	KENTUCKY*	LEXINGTON, KY.	11:00 AM
A26	KENTUCKY*	LEXINGTON, KY.	NOON
M1	TENNESSEE*	FAYETTEVILLE, ARK	6:00 PM
M2	TENNESSEE*	FAYETTEVILLE, ARK	5:00 PM
M3	TENNESSEE*	FAYETTEVILLE, ARK	12:30 PM
M6	SEC TOURNAMENT \$	TUSCALOOSA, ALA.	TBA
M28	WCWS	OKLAHOMA CITY, OKLA.	TBA

! NMSU Tournament | # FGCU Tournament | ^Razorback Invitational
% Wooo Pig Classic | * SEC games | \$ SEC Tournament | @ NCAA
Tournament

Home games played at Bogle Park | Times central/subject to change

GAME 24



GAME 25



vs KANSAS

MARCH 10, 2020 AT 3 PM (CT)

TELECAST: SEC NETWORK+
LIVE STATS: STATSBROADCAST

vs KANSAS

MARCH 10, 2020 AT 5 PM (CT)

TELECAST: SEC NETWORK+
LIVE STATS: STATSBROADCAST

THE SERIES

- The Jayhawks lead the all-time series against the Razorbacks 17-7 and will be meeting for the first time in Fayetteville since 2006.
- Kansas won the last meeting, 4-3, in a standalone neutral site game in 2015.
- The series used to be a fixture of the non-conference slate as the two met for a midweek doubleheader every season from 1998 through 2007.
- KU has an 8-2 series lead when playing in Fayetteville.

RAZORBACK NOTABLES

Last Time Out

The Razorbacks opened SEC play with a 1-0 victory on Friday (March 6) night at No. 9 Alabama and won the program's first game in Tuscaloosa since 2000. Storms was sensational and registered a complete game shutout. Junior Danielle Gibson recorded the game winning RBI in the top of the seventh inning on a single to right field which capped off a career-best four hit night. Arkansas dropped the next two games of the series 10-2 (6 innings) and 9-1 (6 innings).

About the Razorbacks

Arkansas boasts the fourth highest batting average (.329) in the SEC and ranks 18th nationally while the team is fourth in the league in on base percentage (.433) and 10th in the country. Junior Hannah McEwen paces the club in batting average (.443) which is fourth among SEC leaders. She also ranks 11th in the NCAA with a .588 on base percentage. Freshman pitcher Jenna Bloom has been one of the best nationally in missing bats. She has fanned 58 in just 36.2 innings of work which ranks 10th nationally in strikeouts per seven innings (11.1). The Huntington Beach, Calif. product is the only freshman that to rank inside the top-15.

Burnside Bolsters Lineup in First Season

Junior shortstop Braxton Burnside has made her impact felt in her first season wearing a Razorback jersey. She leads the team in hits (30) and is second in batting average (.417), RBIs (20) and tied for second in homers (5). The Paragould, Ark. native had to sit out last year due to NCAA regulations after she transferred from Missouri. While at Missouri, Burnside was a member of the SEC All-Freshman Team and was a top-25 finalist for the Schutt Sports/NFCA National Freshman of the Year. Burnside has one of the most storied prep careers in Arkansas as her 44 high school homers are the most in state history.

Huffine Enjoys Career Day

Senior infielder Keely Huffine hit two home runs and collected six RBIs in a doubleheader against Villanova and Kent State on Feb. 28. She posted a career-best four RBIs against the Wildcats on a three run homer and a run scoring triple. She capped off the night with a two run homer against the Golden Flashes. The Harrisburg, Ark. product has totaled three home runs this season after not hitting one in her first three seasons.

BY THE NUMBERS



.329	150	193	55	10-11	2.02	.228
AVG.	RUNS	HITS	EBH	SB-ATT	ERA	OPP. AVG.
.302	140	181	74	7-7	6.80	.276

2020 TEAM QUICK FACTS

TEAM INFORMATION

2019 Overall Record	38-20
2019 SEC Record	12-12
NCAA Postseason	NCAA Stillwater Regional
SEC Finish	8th
Home Record	25-6
Away Record	6-10
Neutral Record	7-4
Letterwinners Returning/Lost	14/6
Starters Returning/Lost	8/3
Newcomers	6
2 Redshirts, 1 Transfer, 3 Freshmen	

COACHING STAFF

Head Coach	Courtney Deifel (Fifth Season)
Record at Arkansas	143-107 (.572)
Career Record	172-134 (.562)
Assistant Coach	Yolanda McRae (Fourth Season)
Assistant Coach	Matt Meuchel (Third Season)
Volunteer Assistant	Annie Smith (First Season)
Director of Operations	Paige Williams (Fourth Season)

TEAM HISTORY

First Year of Program	1997
All-Time Record	663-739-1 (.473)
All-Time SEC Record	212-417 (.337)
SEC Championships/Last	None
NCAA Appearances/Last	Nine/2019
Highest Preseason Rank	12/14 (2018)
Highest Preseason SEC	5th (2018)
Highest In-Season Rank	10/12(Wk 1, 2019)

UNIVERSITY INFORMATION

Location	Fayetteville, Ark.
Founded	March 27, 1871
Enrollment	27,558
Nickname	Razorbacks
School Colors	Cardinal and White
Affiliation	NCAA Division I
Conference	Southeastern (SEC)
Chancellor	Dr. Joseph E. Steinmetz
Vice Chancellor/Director of Athletics	Hunter Yurachek
Faculty Athletic Representative	Gerald Jordan
University Website	www.uark.edu
Athletics Website	ArkansasRazorbacks.com

COMMUNICATIONS

Asst AD for Communications	Kyle Parkinson
Associate Director	Mike Cawood
Assistant Director (SB Contact)	Jacob Pavilack
Email	jpgavila@uark.edu
Office#	
Cell#	
Assistant Director	Michael Minshew
Assistant Director	Jessica Roberson
Assistant Director	Mario Bravante
Assistant Director	John Thomas
Intern	Elishah Santiago
Intern	Ben Breitbach
Digital Strategist	Taylor McGillis
Graphic Designer	Trent Daniel
Assistant Graphic Designer	AJ Enloe
Secretary	Mary Lynn Gibson

Mailing Address
Razorback Communications
PO Box 7777
Fayetteville, AR 72702-7777

Overnight Address
Razorback Communications
1240 W. Leroy Pond Dr.
Fayetteville, AR 72701



#	NAME	POSITION	B/T	CLASS	HEIGHT	PREVIOUS	HOMETOWN
1	Ryan Jackson	OF	R/R	Senior	5-6	Bethune-Cookman	Chino Hills, Calif.
2	Valerie Ventura	INF	R/R	RS-Freshman	5-6	Rio Mesa HS	Oxnard, Calif.
3	Larissa Cesena	INF/OF	L/R	RS-Freshman	5-7	Martin Luther King HS	Riverside, Calif.
4	Mary Haff	RHP	R/R	Junior	5-10	Lake Region HS	Winter Haven, Fla.
7	Sydney Parr	OF	L/R	Senior	5-7	North Little Rock HS	North Little Rock, Ark.
9	Autumn Storms	RHP	R/R	Senior	5-10	Great Oak HS	Temecula, Calif.
11	Taylor Greene	C	R/R	Sophomore	5-2	Cambridge HS	Milton, Ga.
13	Kayla Green	C	R/R	Junior	5-9	Great Oak HS	Temecula, Calif.
16	Keely Huffine	INF	R/R	Senior	5-6	Harrisburg HS	Harrisburg, Ark.
21	Lauren Graves	RHP	R/R	Senior	5-8	Maryland	White Hall, Ark.
22	Linnie Malkin	INF	R/R	Junior	5-11	Broomfield HS	Broomfield, Colo.
23	Hannah McEwen	OF	L/R	Junior	5-7	Patrick Henry HS	San Diego, Calif.
24	Nicole Duncan	INF/C	R/R	Junior	5-7	Centralia HS	Centralia, Mo.
25	Braxton Burnside	INF	R/R	Junior	5-6	Missouri	Paragould, Ark.
27	Paloma Usquiano	INF	R/R	Freshman	5-5	Lutheran HS	Downey, Calif.
28	Rylin Hedgecock	RHP/OF	R/R	Freshman	5-9	Lowndes HS	Valdosta, Ga.
41	Danielle Gibson	INF	L/R	Junior	6-0	Arizona State	Murrieta, Calif.
42	Sam Torres	OF	L/L	Sophomore	5-2	Chaparral HS	Temecula, Calif.
66	Aly Manzo	INF	L/R	Senior	5-7	Roseville HS	Roseville, Calif.
72	Jenna Bloom	RHP	R/R	Freshman	5-10	Edison HS	Huntington Beach, Calif.
99	Audrie LaValley	INF	R/L	Sophomore	5-6	Oklahoma	Choctaw, Okla.

Coaching/Support Staff

Head Coach	Courtney Deifel (Fifth Season)
Assistant Coach	Yolanda McRae (Fifth Season)
Assistant Coach	Matt Meuchel (Fourth Season)
Volunteer Assistant	Annie Smith (First Season)
Director of Operations	Paige Williams (Fourth Season)
Graduate Assistant	Nicole Dewitt (Second Season)
Graduate Assistant	Taylor McQuillin (First Season)
Baylee Andrews	Manager
Cate Decker	Manager
Rachel Longmate	Manager
Parker Staggs	Manager

PRONUNCIATION GUIDE

Larissa Cesena	Suh-SANE-ya
Keely Huffine	HUF-fine
Linnie Malkin	Mall-kin
Hannah McEwen	Muh-CUE-in
Aly Manzo	Allie MAHN-zo
Paloma Usquiano	Puh-loma-uh Ooh-ski-on-oh

Courtney Deifel	DIE-ful
Matt Meuchel	Michael
Taylor McQuillin	Mick-Willin

HOME ATTENDANCE TOP 10**OVERALL**

#	Draw	Opponent	Date
1	3,448	Ole Miss	4-28-2018
2	2,858	#16 South Carolina	3-16-2019
3	2,756	Missouri	3-24-2018
4	2,302	#9 LSU	4-20-2019
5	2,142	Wichita State	5-20-2018
6	2,023	Georgia	5-6-2017
7	2,011	Wichita State	5-19-2018
8	1,997	#9 Florida State	2-29-2020
8	1,985	DePaul	5-18-2018
9	1,811	#18 Kentucky	3-30-2019
10	1,544	#14 Tennessee	3-18-2017

HOME OPENER

#	Draw	Opponent	Date
1	961	Drake	2-27-2016
2	833*	Oklahoma	2-2-2001
3	715	#19 Louisiana	3-5-2010
4	604	#24 Auburn	3-11-2011
5	518*	Oregon	2-23-2002
6	510	Ball State	2-27-2009
7	505	Nebraska	3-3-2017
8	402	Boston University	2-20-2020
9	401	Butler	2-13-2014
10	373	Tennessee State	2-24-2012



As part of their 2020 schedule, the Razorbacks are set to play 32 home games at Bogle Park and will include 28 games against 2019 NCAA Tournament teams, two women's college world series teams, and three conference champions.

Visit ArkansasRazorbacks.com for the latest information on all things Arkansas Softball. You can also find the Hogs on social media by liking us on Facebook (Arkansas Razorback Softball) and following us on Twitter and Instagram (@RazorbackSB).

Storms Senior Season off to Successful Start

Senior pitcher Autumn Storms is playing her final season in Fayetteville and has picked up where she left off last year as an NFCA All-American Second Team selection. This season Storms is 13th in the nation in victories (10), 24th in strikeout-to-walk ratio (6.44), 30th in walks allowed per seven innings (0.96) and 24th in ERA (1.07). Her 10 victories lead the league and 59 career wins rank third in program history.

Arkansas in the Polls

Arkansas has increased its position in the national polls for the third consecutive week. The Razorbacks now hold a No. 20 national ranking in the NFCA Coaches Poll, the organization announced Tuesday (March 1). Arkansas is also No. 20 in the ESPN.com/USA Softball Poll and Softball America Poll. The DSoftball.com Poll ranks the Razorbacks at No. 22. The team has been ranked in all five weeks all four polls have been released.

Razorbacks Garner Individual Preseason Honors

Softball America listed senior Autumn Storms as one of the top 10 players in the SEC in their "2020 SEC Player Power Rankings." The Second Team All-American came in at No. 31 in SA's College Top 100 after earning a 1.63 ERA and 172 strikeouts last year. She also found herself on Softball America's Third-Team Preseason All-American list. Including Storms, the Razorbacks have four players ranked in SA's College Top 100, which is the second most for the SEC behind Alabama. Pitcher Mary Haff (No. 45), power hitter Danielle Gibson (No. 61) and the 2019 SEC hits leader Hannah McEwen (No. 69) all made the top 70. In addition to her spot on the Preseason All-SEC team and SA's College Top 100, McEwen also found herself selected Second-Team Preseason All-American by DSoftball.com.

Storms And McEwen Named To Preseason All-SEC Team

Returning All-SEC selections, senior Autumn Storms and junior Hannah McEwen have been named to the 13th annual Southeastern Conference Preseason All-SEC Team as announced by the league office on Wednesday morning. Arkansas was one of four SEC teams to have multiple players honored, joined by Alabama (3), LSU (2) and Tennessee (2). In a class-by-class breakdown, the 2020 team consists of six seniors, six juniors and two sophomores. The Preseason All-SEC Softball Team is voted on by the league's head coaches and consists of a minimum of 14 players. Each SEC head coach voted for five infielders, four outfielders, three pitchers, one catcher and one designated player/utility. No ties were broken.

Arkansas Softball Picked To Finish Seventh In Conference

The Arkansas softball team has been picked to finish seventh in the Southeastern Conference after a vote of the 13 head coaches in the annual preseason poll. The Razorbacks, who received 80 points, will be competing in their fifth season under head coach Courtney Deifel. Arkansas advanced to its third consecutive NCAA appearance last season and finished the 2019 season with a 38-20 overall record and 12-12 record in conference play. In 2019, the Hogs were picked to finish fifth and finished ninth in the regular season.

Green Grabs SEC Player of the Week Honors

Junior catcher Kayla Green has earned SEC Player of the Week honors for the first time in her career, the conference office announced Tuesday (Feb. 17). The award is the first weekly honor for the Razorbacks this year and is the sixth SEC Player of the Week won by an Arkansas player during head coach Courtney Deifel's tenure. Green is only the second Razorback catcher to win the award as Jennifer Cirigliano was the program's first in 1997. Green compiled a 6-for-9 (.667 ba.) week and paced the SEC's leading offense (.376 team ba.) to a perfect 3-0 weekend at the FGCU Invitational. She went 3-for-4 at the plate with three singles against Furman in an 8-1 victory to open the weekend, and later that day collected a season-best three RBIs against UIC. To cap off the weekend, she went 2-for-4 against FGCU and plated a run in the second inning on a single and drove home another run with a two out double in the third. The junior posted a .750 on base percentage.

Deifel Adds Oklahoma Transfer To 2020 Roster

Deifel has announced the addition of Audrie LaValley to the Arkansas softball roster. The Choc-taw, Okla. native spent last season at Oklahoma and will join the Razorbacks as a sophomore this spring. In her first season as a collegiate athlete, LaValley appeared in 39 games for the Sooners. She scored 16 runs for Oklahoma and tallied two doubles and three RBI. In her first Big 12 at-bat, she recorded a single against Baylor and hit her first career home run and scored two runs at Iowa State.

Softball Inks Seven On National Signing Day

Head softball coach Courtney Deifel welcomed seven new Razorbacks on Wednesday for National Signing Day. The seven signees come in the form of four pitchers, a catcher, infielder and utility player. This marks Arkansas' fifth recruiting class under Coach Deifel as four of the seven signees are ranked in the top 100 of the 2020 class. They will be joining future teammates Jenna Bloom, Larissa Cesena, Taylor Greene, Mary Haff and Autumn Storms who were all ranked in their respective classes.

Ten Razorbacks Recognized As Easton/NFCA All-America Scholar-Athletes

Over 8,000 student-athletes (8,161), a first in NFCA history, were named 2019 Easton/NFCA All-America Scholar-Athletes, the Association announced on Wednesday afternoon. The University of Arkansas softball team saw ten named to the list and was recognized as one of the top 140 division I schools in the country with a cumulative 3.247 GPA for the 2018-19 school year. 2018-19 is the second consecutive year that the Hogs have earned the academic team honor. Since her arrival in Fayetteville, head softball coach Courtney Deifel has coached 52 All-America Scholar-Athletes.

Deifel Announces Addition Of Assistant Coach Annie Smith

Head softball coach Courtney Deifel continues to improve the Razorback staff with the recent addition of Annie Smith as a volunteer assistant. Smith comes to Fayetteville after stints at Auburn, LSU, Georgia Southern, Mississippi State and Missouri. Since she began her career, Smith has coached eight All-Americans, 56 All-Conference selections and 41 All-Region honorees. Her squads have been equally as impressive in the classroom, garnering 123 NFCA Academic Scholar-Athlete honors. Smith also boasts professional experience, as she was an assistant coach for the Chicago Bandits of the National Pro Fastpitch (NPF) in 2017.

USA TODAY/NFCA TOP 25
(Week 4)

#	Team	Record	Last Week
1	UCLA (26)	19-1	1
2	Washington (4)	19-2	2
3	Texas (2)	20-3	3
4	Arizona	17-3	7
5	LSU	16-3	4
6	Oklahoma	15-4	5
7	Florida	17-4	6
8	Louisiana	14-5	T-10
9	Alabama	12-7	8
10	Kentucky	17-3	12
11	Oregon	17-2	T-10
12	Florida State	10-6	9
13	Georgia	20-4	14
14	Oklahoma State	13-5	15
15	South Carolina	14-4	16
16	Michigan	12-6	13
17	Arizona State	16-6	17
18	Minnesota	12-7	18
19	Virginia Tech	16-4	19
20	Arkansas	16-4	22
21	Baylor	17-4	23
22	UCF	16-2	NR
23	Missouri	15-6	21
24	Mississippi State	18-3	NR
25	Fresno State	16-4	NR

Receiving Votes: North Texas (47), Utah (43), Tennessee (41), James Madison (27), Stanford (27), San Jose State (21), Texas Tech (19), Oregon State (12), Clemson (10), Houston (9), Notre Dame (5), Duke (3), Loyola Marymount (3), Villanova (2), Wisconsin (2), Tulsa (1)

ESPN.COM/USA SOFTBALL TOP 25
(Week 4)

#	Team	Record	PTS
1.	UCLA (15)	19-1	495
2.	Texas (5)	20-3	472
3.	Washington	19-2	469
4.	LSU	16-3	421
5.	Arizona	17-3	406
6.	Oklahoma	15-4	387
7.	Louisiana	14-5	349
8.	Florida	17-4	342
9.	Oregon	17-2	319
10.	Kentucky	17-3	290
11.	Florida State	10-6	282
12.	Oklahoma State	13-5	274
13.	Alabama	12-7	273
14.	Georgia	20-4	225
15.	Arizona State	16-6	200
16.	Michigan	12-6	192
17.	South Carolina	14-4	182
18.	Baylor	17-4	162
19.	Minnesota	12-7	148
20.	Arkansas	16-4	86
21.	Virginia Tech	16-4	80
22.	Mississippi State	18-3	65
22.	UCF	16-2	65
24.	Missouri	15-6	60
25.	Utah	12-2	52

Others Receiving Votes: Fresno State (45), North Texas (24), Stanford (24), Louisville (17), San Jose State (16), Oregon State (13), Tennessee (13), South Florida (11), Texas Tech (8), Wisconsin (8), Cal State Fullerton (7), Duke (5), James Madison (5), Villanova (5), Notre Dame (3), Auburn (1)

D1SOFTBALL.COM
(Week 4)

#	Team	Record	Last Week
1	UCLA	19-1	1
2	Texas	20-3	3
3	Washington	19-2	2
4	Arizona	17-3	5
5	LSU	16-3	4
6	Louisiana	14-5	7
7	Oklahoma	15-4	6
8	Florida	17-4	9
9	Florida State	10-6	8
10	Alabama	12-7	10
11	Oklahoma State	13-5	11
12	Oregon	17-2	12
13	Kentucky	17-3	14
14	Georgia	20-4	15
15	Arizona State	16-6	17
16	Missouri	15-6	16
17	South Carolina	14-4	18
18	Michigan	12-6	13
19	Minnesota	12-7	19
20	Utah	12-2	20
21	Virginia Tech	16-4	21
22	Arkansas	16-4	23
23	Baylor	17-4	24
24	UCF	16-2	25
25	Fresno State	16-4	NR

SOFTBALL AMERICA
(Week 4)

#	Team	Record	Last Week
1	Texas	20-3	3
2	UCLA	19-1	1
3	Washington	19-2	2
4	Arizona	17-3	5
5	Louisiana	14-5	8
6	Oklahoma	15-4	4
7	LSU	16-3	6
8	Florida	17-4	10
9	Oklahoma State	13-5	13
10	Kentucky	17-3	14
11	Alabama	12-7	12
12	Florida State	10-6	7
13	Oregon	17-2	9
14	Georgia	20-4	15
15	Arizona State	16-6	18
16	South Carolina	14-4	16
17	Michigan	12-6	11
18	Missouri	15-6	17
19	Minnesota	12-7	20
20	Arkansas	16-4	23
21	UCF	16-2	21
22	Virginia Tech	16-4	22
23	Baylor	17-4	24
24	Utah	12-2	25
25	Mississippi State	19-3	NR

All-American Taylor McQuillin Joins Softball Staff

Former Arizona Wildcat and NFCA All-American was named Razorback softball's new graduate assistant by head softball coach Courtney Deifel on Tuesday afternoon. McQuillin comes to Arkansas after four, award-filled years as a part of the Arizona pitching staff. McQuillin earned her first career All-America honor after leading the Wildcats to its highest final ranking since 2010 following their return to the Women's College World Series. After closing out a standout career on the diamond, McQuillin graduated from Arizona with a bachelor's degree in care, health and society and joined the Cleveland Comets as the sixth selection in the 2019 NPF Draft. She has spent the summer playing professionally for both the Comets and the Mexican National Team.

Storms Named NFCA Second Team All-American

Arkansas junior right-handed pitcher Autumn Storms was named to the All-America second team by the National Fastpitch Coaches' Association on Wednesday afternoon. Storms was selected at the at-large pitcher position and becomes the first All-American under fourth-year head coach Courtney Deifel and only the second in program history. Storms had a team-best 1.54 regular-season overall ERA and a 1.60 ERA against SEC opponents. She dominated the circle in conference play, ranking first among SEC pitchers for walks allowed per seven innings and strikeout-to-walk ratio. Storms recorded 15 complete games over the course of her junior campaign, including four shutouts en route to her 20-9 record.

Record Five Razorbacks Receive NFCA All-Region Honors

The University of Arkansas softball team had a record five student-athletes receive 2019 All-Region honors, announced by the National Fastpitch Coaches Association on Thursday morning. Junior Autumn Storms was named first-team, sophomore Hannah McEwen and senior Ashley Diaz received second-team honors and sophomores Mary Haff and Danielle Gibson earned third-team accolades. The Southeastern Conference paced all leagues with 40 honorees, while the Pac-12 and Big 10 were right on its heels with 38 and 37, respectively.

McEwen And Storms Named To All-SEC Teams

For the third straight year, two Razorbacks garnered All-SEC honors. McEwen earned a spot on the All-SEC First Team and Storms earned a spot on the All-SEC Second Team.

- » Storms currently holds a team-best and career-high 1.54 ERA, ranking 5th in the SEC. She is among the top 5 pitchers in the league in strikeout-to-walk ratio, strikeouts, and victories as well. With only 28 walks in over 180 innings pitched, she ranks first in the SEC in walks allowed per seven innings.
- » McEwen has started in all 55 games so far this season, reaching base in all but 5 games this season. She leads the SEC in hits with 72 and ranking 4th in batting average (.402). McEwen also leads the conference in hits against SEC opponents and is only 1-of-3 league hitters to average .400 or better in both overall and SEC play.
- » McEwen is only the 2nd Razorback to earn first-team honors and the first since 2012. She is only 1-of-3 to garner All-SEC recognition in back-to-back seasons.

ARKANSAS SINGLE GAME SCHOOL RECORDS

	No.	School Rank	Opponent	Date
Doubles	6	T-3rd	Villanova	2/29
Hits	18	T-4th	Nebraska	2/9
RBI	15	T-4th	Nebraska	2/9
Runs	15	T-6th	Nebraska	2/9
Walks	12	T-3rd	UTEP	2/7

ARKANSAS IN THE POLLS WEEK-BY-WEEK

Week	NFCA	ESPN	D1	SA
Preseason	24	20	21	17
Week 1	24	24	21	22
Week 2	23	23	24	21
Week 3	22	21	23	23
Week 4	20	20	22	20

2020 SEC PLAYERS OF THE WEEK

WEEK ONE

Player: Georgia Clark, LSU
 Pitcher: Kelsey Oh, South Carolina
 Freshman: Taylor Pleasants, LSU

WEEK TWO

Player: Kayla Green, Arkansas

Pitcher: Ali Kilponen, LSU
 Freshman: Lexi Kilfoyl, Alabama

WEEK THREE

Player: Bailey Vick, Kentucky; Morgan Cummins, LSU
 Pitcher: Maribeth Gorsuch, LSU
 Freshman: Karsen Ochs, South Carolina

WEEK FOUR

Player: Alyssa Rivera, Auburn; Chloe Malau'ulu, Miss. State
 Pitcher: Samantha Yarbrough, Auburn; Annie Willis, Miss. State
 Freshman: Carlee Condie, Auburn; Madisyn Kennedy, Miss. State

WEEK FIVE

Player:
 Pitcher:
 Freshman:

WEEK SIX

Player:
 Pitcher:
 Freshman:

WEEK SEVEN

Player:
 Pitcher:
 Freshman:

WEEK EIGHT

Player:
 Pitcher:
 Freshman:

WEEK NINE

Player:
 Pitcher:
 Freshman:

WEEK TEN

Player:
 Pitcher:
 Freshman:

WEEK ELEVEN

Player:
 Pitcher:
 Freshman:

WEEK TWELVE

Player:
 Pitcher:
 Freshman:

2020 SEC STANDINGS (March 9)

Team	SEC	Overall	Streak
Florida	3-0	1.000	21-4 .840 W4
Missouri	3-0	1.000	19-6 .760 W5
Georgia	2-1	.667	22-5 .815 W2
Alabama	2-1	.667	14-8 .636 W2
Kentucky	1-1	.500	18-4 .818 L1
Texas A&M	1-1	.500	16-8 .667 W1
Arkansas	1-2	.333	17-6 .739 L2
South Carolina	1-2	.333	15-6 .714 L2
Miss. State	0-0	.000	24-3 .889 W13
LSU	0-0	.000	20-3 .870 W5
Tennessee	0-0	.000	14-8 .636 W3
Auburn	0-3	.000	14-11 .560 L3
Ole Miss	0-3	.000	12-13 .480 L3

SEC SCHEDULE

Tuesday, March 10	
Penn at Florida	1 p.m. CT
Kansas at Arkansas (DH)	3 p.m. CT
South Carolina at Coastal Carolina	3 p.m. CT
Auburn at Jacksonville	4 p.m. CT
South Alabama at LSU	6 p.m. CT
North Carolina at Tennessee	7 p.m. CT

Wednesday, March 11	
Furman at Georgia (DH)	1 p.m. CT
Winthrop at South Carolina	5 p.m. CT
Florida State at Florida	5 p.m. CT
Marshall at Kentucky	5 p.m. CT
Illinois at Missouri	5 p.m. CT
Youngstown State at Ole Miss	6 p.m. CT
Texas State at Texas A&M	6 p.m. CT
Mississippi State at Southern Miss	6 p.m. CT
Georgia State at Auburn	7 p.m. CT

Thursday, March 12	
BYU at Alabama	6 p.m. CT

Friday, March 13	
LSU at South Carolina*	5 p.m. CT
Baylor at Florida	6 p.m. CT
Kentucky at Mississippi State*	6 p.m. CT
UCF at Ole Miss	6 p.m. CT
Georgia at Arkansas*	6 p.m. CT
Texas at Alabama	6 p.m. CT
Tennessee at Texas A&M*	6:30 p.m. CT

AROUND THE SEC

ARKANSAS	VALUE	RANKING
BATTING AVERAGE	.329	4th
SLUGGING PCT	.511	6th
ON BASE PCT	.433	T-2nd
RUNS SCORED	150	5th
HITS	193	5th
RUNS BATTED IN	135	6th
HOME RUNS	25	5th
WALKS	83	9th
HIT BY PITCH	29	T-3rd
STRIKEOUTS	95	9th
SAC BUNTS	8	11th
SAC FLIES	5	10th
STOLEN BASES	10	13th
STEAL ATTEMPTS	11	13th
ERA	2.02	5th
BATTERS SO	160	3rd
WALKS ALLOWED	40	1st
RUNS ALLOWED	63	4th
EARNED RUNS ALLOWED	41	3rd
FIELDING PCT	.960	8th
ERRORS	25	T-6th
FLD DPS	5	T-10th

11 Years at Bogle

The 2020 season marks the 11th season in Bogle Park - since its opening, the Hogs have played 258 games inside the park, for a combined 147-111 record. Marilyn Bogle, a friend of Razorback Athletics, the University of Arkansas and the entire state of Arkansas passed away on Thursday, Jan. 23 in Bentonville. Marilyn and her husband Bob have been longtime advocates of the University of Arkansas, Razorback Athletics and the state they called home. In May 2008, Bogle Park, the nation's top new softball facility, was officially dedicated on the University of Arkansas campus thanks to the Bogle's support of the Razorback softball program.

History Made

Sophomore Danielle Gibson made history on Saturday night (Feb. 23) when she rocketed four home runs in Bogle Park in the 15-3 win over SIUE. The four home runs tie an NCAA record reached only five times before, but what makes Gibson special is that she hit for the home run cycle - done only twice before EVER, and in only four innings... a feat special to Gibson alone. Her 4 dingers and 10 RBI stand as a single game record in Division I softball in 2019.



Courtney Deifel became the fourth head coach in program history when she was hired June 11, 2015. In four seasons at Arkansas, she has orchestrated the Razorbacks' return to post-season play, capping the 2019 campaign by earning a spot in the SEC Tournament and selection to the NCAA Tournament.

Deifel led the Razorbacks to their third consecutive post-season appearance, becoming the only coach in program history to do so. With Deifel at the helm, Arkansas closed out the 2019 season, 38-20 and 12-12 in SEC play. It marks the first time since 1999-00 that the Razorbacks finished the season .500 or better in conference play in back-to-back seasons. The Razorbacks garnered their highest in-season ranking during weeks one and two, coming in at 12th and 11th in the NFCA and ESPN polls respectively.

Arkansas saw two players named to the All-SEC teams, pitcher Autumn Storms was named second team and outfielder Hannah McEwen garnered first-team recognition. McEwen's first-team selection was the first for Arkansas since 2012 and only the second in program history. In year four under Coach Deifel, the Razorbacks also earned two SEC Player of the Week awards, three SEC Pitcher of the Week awards, and one USA Softball Co-Player of the Week. A record five Razorbacks were named to the NFCA All-Region teams, with Storms garnering the first, first-team selection of her career. Storms went on to be named NFCA Second Team All-American as a pitcher, the first Razorback since 2010.

Year four with Coach Deifel and the Razorback staff saw growth in all aspects as the game, including a team .288 batting average, which ranks second-highest in the record books. In fact, four of the top seven team batting averages in program history come from the Deifel-era.

In her third season, Arkansas wrapped up the year with a 42-17 record, the third most wins in program history; and the highest number since 2000. The team earned the program's first-ever NCAA national seed and hosted the Fayetteville Regional on its way to securing a spot in this weekend's Norman Super Regional. For their efforts, the coaching staff earned 2018 NFCA Division I South Region Staff of the Year. The team also finished 17th in the final NCAA RPI.

Two seasons removed from a one-win conference tally, the Razorbacks posted a 12-12 record in SEC and earned a No. 7 seed into the SEC Tournament where the team made a run to the semifinals for the first time since 2001. The Razorbacks finished the season with a 27-2 record on their home field, established a new program record for home wins in a single season. Part of Arkansas' home triumphs included the program's first three-game sweep of a ranked team (No. 20 Mississippi State) and its first-ever series win over Alabama.

In her second season in Fayetteville, Deifel guided Arkansas to a 31-24 record which marked a 17-win improvement from the previous season, marking the largest increase in the country among Power 5 programs. The Razorbacks also tallied seven wins in SEC play, equaling the combined total from the previous three seasons. In recognition of the team's performance, Deifel was named the 2017 D1SoftballNews Coach of the Year.

From year one to two under Deifel, Arkansas' pitching staff lowered its combined ERA by more than four runs (6.98 to 2.82) and added more than 20 points to its batting average (.260 to .284). The Razorbacks also led the SEC and tied for 17th in the NCAA with 59 home runs. During the year, Arkansas earned its first national ranking since 2013 when it was slotted at No. 24 in the March 7 release ESPN/USA Softball poll.

DEIFEL YEAR-BY-YEAR

Year	School	Overall	Conf.	Postseason
2015	Maryland	27-27	9-14	--
2016	Arkansas	17-39	1-23	--
2017	Arkansas	31-24	7-17	NCAA Regional
2018	Arkansas	42-17	12-12	Super Regional
2019	Arkansas	38-20	12-12	NCAA Regional
2020	Arkansas	17-6	1-2	--
6 seasons		168-131	31-66*	3 appearances

At Arkansas (2016-pres.): 142-107 (.568)

At Maryland (2015): 27-27 (.500)

*Conference record includes SEC games only

Individually, Deifel saw two Razorbacks earn NFCA All-South Region accolades with Nicole Schroeder and Autumn Storms earning second-team and third-team honors, respectively. Storms was also named to the SEC All-Freshman Team while A.J. Belans was voted to the All-SEC Second Team. Schroeder went on to be drafted by the Akron Racers as the program's second NPF selection.

Deifel's first win over a ranked team at Arkansas came during the 2016 season when the Razorbacks knocked off No. 23 Nebraska, 11-10, during the Easton Tournament in Fullerton, Calif.; the team added five ranked wins in 2017. The 2016 campaign also saw newcomer Ashley Diaz make an immediate impact as a member of the NFCA All-South Region Second Team. She also appeared on the NFCA National Freshman of the Year Top 25 Watch List.

During her playing and coaching careers prior to coming to Arkansas, Deifel advanced to 11 NCAA Tournaments including a four-year run to the Women's College World Series (WCWS) as an All-American catcher at California that was highlighted by winning the 2002 national title. The Bears also finished second (2003), fifth (2001) and seventh (2000) at the WCWS over her four-year run. Her postseason successes also featured a pair of Super Regionals as a graduate assistant at Oklahoma and five NCAA Regionals as an assistant at Maryland and Louisville.

As a first-year head coach, Deifel ushered in a culture of change for Maryland in 2015. Along with the program's 16-game improvement from the previous season, the Terrapins' offense showed tremendous growth. Maryland finished 27th in the NCAA with 6.28 runs per game behind 339 runs scored, up more than 150 runs from 2014. Deifel also led her team to a .309 batting average, a 40-point jump from 2014 which also ranked 57th in the NCAA.

Individually, Deifel guided three players to all-conference accolades and a pair of NFCA all-region honors. Lindsey Schmeister was an All-Big Ten first team performer while Shannon Bustillos and Erin Pronobis landed on the All-Big Ten second team. Pronobis and Corey Schwartz were also named to the NFCA All-Midwest Region Third Team. Under Deifel's watch, the trio helped Maryland to single-season school records in doubles, home runs, RBI and walks.

Prior to taking the head job at Maryland, Deifel spent four seasons as an assistant coach at Louisville in which she helped the Cardinals to four NCAA appearances, the 2014 American Athletic Conference Tournament title and an overall record of 176-60 (.746). Louisville averaged 44 wins in that time with a program-record 55 wins in 2012. Her student-athletes at Louisville racked up four NFCA All-America certificates and 29 all-conference selections.

Deifel played in 285 games in her career at California, missing just three games behind the plate over her four years. As a four-year starter behind the plate, she was a 2003 All-American, two-time All-Pac 10 selection and caught seven no-hitters. She is still the program's career leader with 1,969 putouts.

Aside from her accomplishments in collegiate softball, Deifel had a successful professional career following her days at Cal. In 2004, she helped the NY/NJ Juggernaut to the National Professional Fastpitch (NPF) league title. Deifel also spent three years with LeoPalac21 in Japan that resulted in a runner-up showing and a pair of third-place finishes.

Deifel and husband Joe are the parents to two sons, Trip and Walt. The family resides in Fayetteville.

ALL-TIME SERIES UNDER DEIFEL

Opponent	Series	H	A	N
Alabama	3-7	2-1	1-5	0-1
UAPB	1-0	1-0		
Army	0-1			0-1
Auburn	4-5	3-3	1-2	
Baylor	0-1	0-1		
Binghamton	1-0			1-0
Boston University	4-0	4-0		

ALL-TIME SERIES UNDER DEIFEL

Opponent	Series	H	A	N
Bradley	1-1			1-1
BYU	0-1			0-1
Buffalo	1-0	1-0		
Cal State Fullerton	0-1		0-1	
CSUN	1-0			1-0
Campbell	2-0			2-0
Central Connecticut	2-0	2-0		
Central Michigan	1-0			1-0
Connecticut	1-0			1-0
Dartmouth	2-0	2-0		
Delaware	1-0			1-0
DePaul	1-0	1-0		
Drake	1-2	1-2		
FGCU	1-0		1-0	
Florida	0-9	0-3	0-6	
Florida A&M	2-0			2-0
Florida State	0-1	0-1		
FAU	0-1		0-1	
Fordham	1-0			1-0
Furman	4-0	3-0		1-0
George Washington	1-0			1-0
Georgia	2-6	1-2	0-3	1-1
Grand Canyon	1-1			1-1
IUPUI	3-0	3-0		
Iowa State	1-0	1-0		
Jackson State	1-0		1-0	
Kentucky	3-7	2-4	0-3	1-0
Kent State	2-0	2-0		
Lamar	2-0	2-0		
Lipscomb	1-0			1-0
LMU	2-0			2-0
ULM	1-0	1-0		
LSU	2-7	2-4	0-3	
Manhattan	1-0			1-0
Marist	3-0	2-0		1-0
UMass Lowell	2-0			2-0
McNeese	1-1		1-0	0-1
Memphis	1-0			1-0
Mississippi State	4-2	3-0	1-2	
Missouri	4-2	2-1	2-1	
UMKC	3-1	3-1		
Missouri State	2-1	1-1	1-0	
Montana	0-1	0-1		
Nebraska	3-0	1-0		2-0
Nevada	1-0	1-0		
New Mexico State	1-0		1-0	
UNLV	0-1			0-1
UNM	2-0			2-0
UNC	0-1			0-1
NDSU	2-1			2-1
North Texas	2-0		2-0	
Northern Colorado	3-0	2-0		1-0
Northern Iowa	1-1	1-1		
NSU	1-0	1-0		
Notre Dame	1-1		1-1	
Oklahoma	0-5	0-1	0-4	
Oklahoma State	1-2	0-2	1-0	
Ole Miss	4-5	3-0	1-5	
Omaha	4-0	4-0		
Sacramento State	1-0			1-0
Samford	1-0			1-0
San Diego	1-0			1-0
South Carolina	4-6	3-3	1-2	0-1
South Dakota State	1-0	1-0		
Southeast Missouri	3-1	1-1	2-0	
SIUE	2-0	2-0		
St Francis	2-0	2-0		
St Louis	3-0		3-0	
Tennessee	3-6	2-1	1-5	
Texas	0-2		0-2	
Texas A&M	2-7	1-2	1-5	
Tulsa	2-5	1-2	1-1	0-2
UIC	1-0			1-0
Utah	1-0			1-0
UT Arlington	3-1	2-0	1-1	
UTEP	1-0			1-0
Villanova	3-0	2-0		1-0
Washington	0-1			0-1
Weber State	1-0			1-0
Wichita State	4-1	4-0	0-1	
Wright State	2-0	2-0		
		128-100	77-35	22-53 34-13

10+ STRIKEOUT PERFORMANCES

No.	Pitcher	Opponent	Date
16	Mary Haff	vs. Furman	4/13/19
16	Heather Schlichtman	vs. Marshall	4/9/04
15	Heather Schlichtman	Wichita State	3/3/01
15	Heather Schlichtman	vs. Auburn	3/13/04
15	Katy Henry	vs. La.-Monroe	2/25/05
15	Katy Henry	vs. UTSA	2/16/07
15	Kimmy Beasley	Auburn	5/3/13
15	Mary Haff	at Tennessee	3/23/2019
14	Heather Schlichtman	vs. Appalachian	2/7/04
14	Heather Schlichtman	vs. MVSU	2/29/04
14	Heather Schlichtman	at Kentucky	4/24/04
14	Katy Henry	UMKC	2/23/07
13	Rachel Talley	vs. Virginia Tech	2/18/01
13	Heather Schlichtman	Oklahoma City	4/23/02
13	Katy Henry	Centenary	3/5/06
13	Chelsea Cohen	Saint Louis	2/24/13
13	Mary Haff	at Saint Louis	4/10/18
13	Mary Haff	Lipscomb	2/10/19
13	Autumn Storms	vs. Southeast Missouri	2/21/19
12	Tammy Kincaid	Alabama	3/21/99
12	Rachel Talley	at Auburn	4/9/99
12	Heather Schlichtman	FIU	3/2/01
12	Rachel Talley	vs. FAU	3/3/01
12	Rachel Talley	vs. Utah	2/16/02
12	Katy Henry	vs. Virginia	2/9/07
12	Katy Henry	Creighton	2/24/08
12	Miranda Dixon	vs. La.-Monroe	4/2/08
12	Hope McLemore	Louisiana Tech	3/13/10
12	Kim Jones	vs. Rhode Island	2/13/11
12	Kimmy Beasley	LSU	4/6/13
12	Kimmy Beasley	at Missouri	4/13/13
12	Mary Haff	Fordham	2/19/18
12	Mary Haff	vs. Northern Colorado	3/2/18
12	Mary Haff	vs. Dartmouth	3/3/18
12	Mary Haff	vs. Omaha	2/28/19
12	Mary Haff	vs. Boston	3/2/19
12	Mary Haff	vs. UIC	2/15/20
11	Katy Henry	Northwestern State	3/4/06
11	Kimmy Beasley	LSU	4/7/13
11	Kimmy Beasley	Kentucky	4/19/13
11	Grace Moll	at Southeast Missouri	4/6/16
11	Autumn Storms	vs. Boston	3/2/19
10	Katy Henry	at Ole Miss	3/21/06
10	Katy Henry	at Florida	3/25/06
10	Katy Henry	Kansas	4/5/06
10	Miranda Dixon	at Texas A&M	2/16/07
10	Katy Henry	Northern Iowa	3/3/07
10	Katy Henry	at Kansas	4/3/07
10	Miranda Dixon	at South Carolina	3/3/08
10	Katy Henry	vs. La.-Monroe	4/2/08
10	Katy Henry	at Kentucky	4/12/08
10	Miranda Dixon	vs. Cleveland State	3/7/09
10	Miranda Dixon	at Ole Miss	3/29/09
10	Hope McLemore	vs. Iowa	2/12/10
10	Hope McLemore	Drake	3/6/10
10	Hope McLemore	at Georgia	4/2/10
10	Chelsea Cohen	La.-Monroe	2/22/13
10	Kimmy Beasley	Jacksonville State	3/2/13
10	Hope McLemore	Kentucky	4/20/13
10	Kimmy Beasley	Butler	2/13/14

TOTAL BY PITCHER

14	Katy Henry	2005-2008
10	Mary Haff	2018-Present
8	Heather Schlichtman	2001-2004
7	Kimmy Beasley	2012-2014
5	Miranda Dixon	2007-2010
5	Hope McLemore	2010-2013
4	Rachel Talley	1999-2002
2	Autumn Storms	2017-Present
2	Chelsea Cohen	2010-2013
1	Kim Jones	2008-2011
1	Tammy Kincaid	1997-2000
1	Grace Moll	2014-2017

2020 AWARDS AND HONORS

Kayla Green
SEC Player of the Week

Hannah McEwen
Preseason All-SEC
D1Softball Preseason Second Team All-American
Softball America's Top 100 - No. 69

Autumn Storms
Preseason All-SEC
Softball America's Top 100 - No. 31
No. 8 in SA's 2020 SEC Player Power Rankings

Mary Haff
Softball America's Top 100 - No. 45

Danielle Gibson
Softball America's Top 100 - No. 61

RECORD WATCH

BATTING AVERAGE (MINIMUM 250 AB)

		2018-pres.
.374	Hannah McEwen	2018-pres.
.357	Devon Wallace	2012-15
.347	Stephanie Canfield	2013-17
.326	Ashley Diaz	2016-19
.336	Clarisa Navarro	2012-14
.313	Kasey Fagan	2014-15
.306	Autumn (Russell) Buczek	2015-18
.300	Jessica Bachkora	2007-10
.299	Katie Warrick	2017-19
.296	Rachel LeMaster	2004-07

PUTOUTS

1563	Kim Eiben	2000-03
1412	Jennifer Cirigliano	1997-00
1,370	Ashley Diaz	2016-pres.
1302	Danica White	1999-02
1233	Shana Easley	2003-06
1150	Samantha Buckner	2005-08
1122	Whitney Cloer	2006-09
1046	Jayne Gee	2011-14
880	Devon Wallace	2012-15
864	Kayla Green	2018-pres

HIT BY PITCH

31	Kim Eiben	2000-03
23	Jennifer Cirigliano	1997-00
22	Kayla Green	2018-pres.
21	Devon Wallace	2012-15
21	Miranda Dixon	2007-10
19	Parker Pocklington	2014-17
19	Jessica Bachkora	2007-10
19	Kallie Foglesong	2004-06
19	Ashely Carter	2003-05
17	Nicole Duncan	2018-pres.

RUNS SCORED

184	Devon Wallace	2012-15
166	Jessica Bachkora	2007-10
124	Kayla Johnson	2006-09
119	Stephanie Canfield	2013-17
119	Dana Gulick	1997-00
115	Hannah McEwen	2018-pres.
105	Clarisa Navarro	2012-14
100	Chloe Oprzedek	2011-14
97	Miranda Dixon	2007-10
91	Shelby Hiers	2014-17

RECORD TO REACH CUR. REC. NEEDS

Autumn Storms SR RHP			
Career Wins (No.3)	58	73	+15
Career SOs (No.6)	439	886	+447
Career Saves (No.6)	6	9	+2
Games Started (No.5)	103	138	+35

Mary Haff | JR | RHP

Career Wins (No.6)	51	73	+22
Career SOs (No.5)	469	886	+417
Career Shutouts (No.3)	18	26	+8
Career Saves (No. 4)	8	9	+1

WHAT HAPPENS WHEN

OVERALL	17-6
SEC	1-2
NON CONFERENCE	16-4
HOME	9-3
AWAY	3-2
NEUTRAL	5-1
VS RANKED OPPONENTS	1-4

GAME LENGTH

FIVE INNINGS	7-0
SIX INNINGS	1-2
SEVEN INNINGS	9-5
EXTRA INNINGS	0-0

SITUATION

DAY GAME (BEFORE 6PM)	13-4
NIGHT GAME (6PM OR LATER)	4-0
VS RHP	16-6
VS LHP	1-0
ARKANSAS SCORES IN FIRST INN.	8-2
OPPONENT SCORES IN FIRST INN.	4-3
ARKANSAS SCORES FIRST	10-2
OPPONENT SCORES FIRST	7-4
ONE-RUN GAME	2-3
TWO-RUN GAME	0-0
5+ RUN GAME	11-3
LEADING AFTER SIX INNINGS	7-1
TRAILING AFTER SIX INNINGS	1-3
TIED AFTER SIX INNINGS	1-0

STATISTICS

SCORES 0-2 RUNS	1-6
SCORES 3-5 RUNS	4-0
SCORES 6-9 RUNS	5-0
SCORES 10+ RUNS	7-0
OPP. SCORES 0-2 RUNS	11-1
OPP. SCORES 3-5 RUNS	6-3
OPP. SCORES 6-9 RUNS	0-1
OPP. SCORES 10+ RUNS	0-1
MADE NO ERRORS	8-1
MADE ONE ERROR	5-2
MADE 2+ ERRORS	4-3
MORE HITS THAN OPPONENT	15-2
FEWER HITS THAN OPPONENT	0-4
HITS ARE TIED	2-0

BY DAY

SUNDAY	4-1
MONDAY	0-0
TUESDAY	0-0
WEDNESDAY	0-0
THURSDAY	1-1
FRIDAY	7-1
SATURDAY	6-3

BY MONTH

FEBRUARY	15-4
MARCH	2-2
APRIL	0-0
MAY	0-0

SERIES HISTORY

KANSAS

Head Coach: Jennifer McFalls, 2nd season
 Conference: Big 12
 2019 Record: 15-36 (3-15 Big 12)
 Postseason: Big 12 Tournament First Round
 2020 Record: 13-11

Last Ten.....	1-9
Last Win at home	3-29-00 (5-2)
Last Win on the road.....	4-3-07 (6-1)
Coach Deifel vs	0-1
Last Win Sweep.....	
Last Loss Sweep.....	
Longest Win Streak.....	3
On This Day	0-0
Largest Margin of Victory.....	5 (4-3-07)
Largest Margin of Defeat.....	5 (3-16-99)

All-Time Series: 7-17

H: 2-8 | A: 4-6 | N: 1-3

3-21-97L, 0-3 Sacramento, Calif.
3-11-98L, 2-3 Fayetteville
3-11-98W, 3-2 Fayetteville
3-20-98W, 9-7 Sacramento, Calif.
3-16-99W, 5-3 Lawrence, Kan.
3-16-99L, 1-6 Lawrence, Kan.
3-29-00L, 2-4 Fayetteville
3-29-00W, 5-2 Fayetteville
3-28-01L, 1-4 Lawrence, Kan.
3-28-01W, 3-0 Lawrence, Kan.
3-27-02L, 1-2 Fayetteville
3-27-02L, 0-3 Fayetteville
4-16-03W, 5-1 Lawrence, Kan.
4-16-03L, 0-1 Lawrence, Kan.
4-21-04L, 4-5 (10) Fayetteville
4-21-04L, 0-1 (6) Fayetteville
2-11-05L, 1-5 Las Cruces, N.M.
4-26-05L, 2-7 Lawrence, Kan.
4-26-05L, 5-6 Lawrence, Kan.
4-5-06L, 1-2 Fayetteville
4-5-06L, 0-1 Fayetteville
4-3-07L, 2-4 Lawrence, Kan.
4-3-07W, 6-1 Lawrence, Kan.
2-7-15L, 3-4 Boca Raton, Fla.

SEASON HIGHS

TEAM SINGLE-GAME HIGHS

HITTING

At bats: 35 -	vs Furman (Feb 15, 2020 at Fort Myers, Fla.)
Runs scored:	15 - vs Nebraska (Feb 09, 2020 at Las Cruces, N.M.)
Hits:	18 - vs Nebraska (Feb 09, 2020 at Las Cruces, N.M.)
RBIs:	15 - vs Nebraska (Feb 09, 2020 at Las Cruces, N.M.)
Doubles:	6 - vs Villanova (Feb 29, 2020)
Triples:	1 (2x, last) - vs Villanova (Feb 28, 2020)
Home runs:	3 - (4 times)
Total bases:	29 - vs Nebraska (Feb 09, 2020 at Las Cruces, N.M.)
Walks:	12 - vs UTEP (Feb 07, 2020 at Las Cruces)
Strikeouts:	8 (2x, last) - vs Florida State (Feb 29, 2020)
Sac hits:	2 - vs Kent State (Feb 28, 2020)
Sac flies:	1 - (5 times)
Stolen bases:	2 (2x, last) - vs South Dakota State (Feb 21, 2020)
Hit by pitch:	4 (2x, last) - vs Bradley (Feb 08, 2020 at Las Cruces, N.M.)
Caught stealing:	1 - vs Bradley (Feb 07, 2020 at Las Cruces, N.M.)
Runners LOB:	12 (2x, last) - at Alabama (Mar 06, 2020)
Hit into DP:	2 (2x, last) - at Alabama (Mar 06, 2020)

FIELDING

Putouts:	21 - (12 times)
Assists:	14 - vs Florida State (Feb 29, 2020)
Errors:	3 - (4 times)
Passed balls:	1 (2x, last) - at Alabama (Mar 07, 2020)
DPs turned:	2 - at Alabama (Mar 06, 2020)

PITCHING

Innings pitched:	7.0 - (12 times)
Runs allowed:	10 - at Alabama (Mar 07, 2020)
Earned runs:	7 - at Alabama (Mar 07, 2020)
Walks allowed:	5 (2x, last) - at Alabama (Mar 08, 2020)
Strikeouts:	13 (2x, last) - vs Marist (Feb 23, 2020)
Hits allowed:	12 - at Alabama (Mar 07, 2020)
Doubles allowed:	3 - (3 times)
Triples allowed:	1 (2x, last) - at Alabama (Mar 08, 2020)
Homers allowed:	3 (2x, last) - vs Nebraska (Feb 09, 2020 at Las Cruces, N.M.)
Wild pitches:	2 (2x, last time) - at Alabama (Mar 07, 2020)
Hit batters:	2 (2x, last) - vs Villanova (Feb 29, 2020)

INDIVIDUAL SINGLE-GAME HIGHS

HITTING

At bats:	5 - Sydney Parr vs Nebraska (Feb 09, 2020 at Las Cruces, N.M.)
.....	5 - Linnie Malkin vs Nebraska (Feb 09, 2020 at Las Cruces, N.M.)
.....	5 - Braxton Burnside vs Furman (Feb 15, 2020 at Fort Myers, Fla.)
Runs scored:	3 - (5 times)
Hits:	4 - Sydney Parr vs Nebraska (Feb 09, 2020 at Las Cruces, N.M.)
.....	4 - Braxton Burnside vs Furman (Feb 15, 2020 at Fort Myers, Fla.)
.....	4 - Danielle Gibson at Alabama (Mar 06, 2020)
RBIs:	5 - Ryan Jackson vs Nebraska (Feb 09, 2020 at Las Cruces, N.M.)
Doubles:	2 - Ryan Jackson at FGCU (Feb 16, 2020)
Triples:	1 (2x, last) - Keely Edwards vs Villanova (Feb 28, 2020)
Home runs:	1 - (25 times)
Total bases:	7 (3x, last) - Keely Edwards vs Villanova (Feb 28, 2020)
Walks:	3 - Hannah Mcween vs UIC (Feb 15, 2020 at Fort Myers, Fla.)
Strikeouts:	3 - Keely Edwards vs Furman (Feb 15, 2020 at Fort Myers, Fla.)
Sac hits:	1 - (8 times)
Sac flies:	1 - (5 times)
Stolen bases:	1 - (10 times)
Hit by pitch:	2 - (4 times)
Caught stealing:	1 - Sam Torres vs Bradley (Feb 07, 2020 at Las Cruces, N.M.)
Runners LOB:	7 - Linnie Malkin at FGCU (Feb 16, 2020)

FIELDING

Putouts:	14 (2x, last) - Kayla Green vs Marist (Feb 23, 2020)
Assists:	5 - Valerie Ventura vs Villanova (Feb 28, 2020)
Errors:	2 (3x, last) - Keely Edwards at Alabama (Mar 08, 2020)
Passed balls:	1 (2x, last) - Kayla Green at Alabama (Mar 07, 2020)

PITCHING

Innings pitched:	7.0 (2x, last) - Autumn Storms at Alabama (Mar 06, 2020)
Runs allowed:	7 - Autumn Storms at Alabama (Mar 08, 2020)
Earned runs: 5 (2x, last) - Jenna Bloom at Alabama (Mar 07, 2020)	
Walks allowed:	3 - (5 times)
Strikeouts:	12 - Mary Haff vs UIC (Feb 15, 2020 at Fort Myers, Fla.)
Hits allowed:	7 (3x, last) - Autumn Storms at Alabama (Mar 08, 2020)
Doubles allowed:	3 - Autumn Storms vs Florida State (Feb 29, 2020)
Triples allowed:	1 (2x, last) - 1 - Mary Haff at Alabama (Mar 08, 2020)
Homers allowed:	3 - Mary Haff at NM State (Feb 08, 2020)

THE LAST TIME

ARKANSAS – TEAM

Defeated a ranked opponent	def. #9 Alabama, 1-0 in Tuscaloosa (March 6, 2020)
Defeated a Top 10 ranked opponent	def. #9 Alabama, 1-0 in Tuscaloosa (March 6, 2020)
Highest ranked team defeated	def. #1 Cal, 3-2 (May 19, 2012)
Won 10 or more consecutive games	10 (Feb. 8–Feb. 22, 2020)
Longest conference win streak	9 (April 28–May 11, 2000)
Won 5 or more consecutive conference home games	5 (Mar. 11–18, 2009)
Won 5 or more consecutive road games	6 (Feb. 8–14, 2019)
Won in Extra Innings	6-5 (12) vs Furman (April 13, 2019)
Lost in Extra Innings	1-0 (9) at #11 Georgia (Mar. 12, 2018)
Played 10	(10) W 4-2 at #11/13 Auburn (April 21, 2018)
Played 11 Innings	(11) W 4-1 at #8 Missouri (April 13, 2013)
Played 12 Innings	(12) W 6-5 vs Furman (April 13, 2019)
Played 13 Innings	(13) L 9-8 at UCSB (Feb. 27, 1998)
Played 14 or more Innings	(19) L 12-7 vs Alabama (Mar. 21, 1999)
Lost 5 or more consecutive games	5 (May 6–20, 2017)
Lost 5 or more consecutive conference games	6 (Mar. 24–April 2, 2017)
Scored 10 or more runs in a game	12 vs Villanova (Feb. 29, 2020)
Scored 10 or more runs in three straight games	UNT Invitational (Feb. 11–12, 2017)
Scored 15 or more runs in a game	15 vs Nebraska (Feb. 9, 2020)
Shut out back-to-back opponents	Libscomp/Campbell (Feb. 9–10, 2019)
Shut out three straight opponents	UNT Invitational (Feb. 11–12, 2017)
Was shutout (extra-inning game)	1-0 (9) at #11 Georgia (Mar. 12, 2018)
Was Shutout (7-inning game)	5-0 vs Montana (Feb. 22, 2020)
Was Shutout (5-inning game)	8-0 at #8 Florida (April 6, 2019)
Was Shutout In Fayetteville	5-0 vs Montana (Feb. 22, 2020)
Was No-Hit	at #1 Florida (May 16, 2016)
Was No-Hit By SEC Opponent	at #1 Florida (May 16, 2016)
Was No-Hit In Fayetteville	vs #9 Georgia (May 3, 2009)
Swept a three-game conference series	vs Auburn (May 3–5, 2019)
Swept four or more conference series	Ole Miss, Kentucky, Tennessee, SC (2000)
Swept a three-game home conference series	vs Auburn (May 3–5, 2019)
Swept a three-game road conference series	at Mississippi State (Mar. 17–18, 2009)
Swept a non-conference DH	vs Furman (April 14, 2019)
Run ruled an opponent	8-0 vs Kent State (March 1, 2020)
Most consecutive run-rule wins in a season	6, 2014
Was run-ruled	L 9-1 (6) at #9 Alabama (March 8, 2019)
Hit back-to-back homeruns	Gibson and Malkin at NM State (Feb. 8, 2020)
Hit four or more home runs in a game	4 vs SIU Edwardsville (Feb. 23, 2019)
Hit three or more home runs in a game	3 vs Kent State (March 1, 2020)
Homer in five or more consecutive games	8 (Feb. 18–28, 2018)
	5 (April 13–19, 2019)
Had 10 hits in a game	13 vs Villanova (Feb. 29, 2020)
Had 15 or more hits in a game	18 vs Nebraska (Feb. 9, 2020)
Had 10 or more hits in 3 consecutive games	(4) vs Furman/UAPB (April 13–16, 2019)
Had five or more doubles in a game	6 vs Villanova (Feb. 29, 2020)
Had three or more triples in a game	
Had 10 or more RBI in a game	10 vs Villanova (Feb. 29, 2020)
No-hit the opposition, 6 innings	vs Northern Colorado (March 2, 2018)
No-hit the opposition, 7 innings	vs Central Connecticut (March 3, 2018)
Picked up 10 or more walks	12 vs UTEP (Feb. 8, 2020)
Left 10 or more runners on base	12 vs #9 Alabama (March 6, 2020)
Allowed 10 or more hits	11 at #9 Alabama (March 8, 2019)
Allowed 10 or more runs	16 vs #18 Kentucky (March 30, 2019)
Allowed 10 or more earned runs	12 vs #18 Kentucky (March 30, 2019)
Allowed 10 or more RBI	11 at Ole Miss (March 10, 2019)
Allowed five or more doubles	5 vs LSU (April 29, 2016)
Allowed three or more home runs	(3) vs Nebraska (Feb. 9, 2020)

OPPONENT-TEAM

Scored 10 or more runs in a game	10 at #9 Alabama (March 8, 2020)
Scored 15 or more runs in a game	23 (5) vs Auburn (April 16, 2016)
Had 10 or more hits in a game	11 at #9 Alabama (March 8, 2020)
Had 15–19 hits in a game	15 vs Georgia (May 17, 2017)
Shut out Arkansas (7-inning game)	L, 5-0 vs Montana (Feb. 22, 2020)
Shut out Arkansas (5-inning game)	L, 8-0 at #8 Florida (April 6, 2019)
Shut out Arkansas (extra-inning)	L, 1-0 (9 inn.) at at Georgia (March 12, 2018)
Shut out Arkansas in consecutive games	L, 3-0/8-0 at #8 Florida (April 6, 2019)
Shut Out Arkansas in Fayetteville	L, 5-0 vs Montana (Feb. 22, 2020)
Conference opponent S/O Arkansas in Fayetteville	L, 3-0 vs Missouri (March 24, 2018)
Conference opponent S/O Arkansas on the road	L, 8-0 at #8 Florida (April 6, 2019)
Won a non-conference series against Arkansas	
Won a conference series in Fayetteville	vs Georgia (May 5–7, 2017)
Swept a three-game non-conference series against Arkansas	Texas (March 14–16, 2015)
Swept a three-game non-conference series in Fayetteville	Texas (March 14–16, 2015)
Swept a three game conference series in Fayetteville	vs Georgia (May 5–7, 2017)
Won a conference road series against Arkansas	at Texas A&M (April 27–29, 2019)
Swept a three-game conference road series against Arkansas	at #8 Florida (April 5–7, 2019)

ARKANSAS-INDIVIDUAL

Hit a grand slam	Linnie Malkin vs Villanova (Feb. 28, 2020)
Hit a walk-off grand slam	W, 11-3 (5) Nicole Schroeder vs Lamar (March 3, 2017)
Hit a walk-off home run	W, 10-0 (5) Rylin Hedgecock vs. UTEP (Feb. 8, 2020)
Hit two home runs in a game	Ashley Diaz at UT-Arlington (March 26, 2019)
Hit three home runs in a game	Danielle Gibson vs SIUE (Feb. 23, 2019)
Hit four home runs in a game	Danielle Gibson vs SIUE (Feb. 23, 2019)
Homer in consecutive games in a series	
	Ashley Diaz, Game 2 and 3 vs SC (March 16–17, 2018)
	Ashley Diaz, Game 1 and 2 vs LSU (April 18–19, 2019)
Homer in three or more consecutive games	
	(4) Nichole Schroeder in Games 12–15 (Feb. 26 – March 3, 2017)
	(3) Ashley Diaz in Games 27–29 (March 16–22, 2019)
Hit an inside the park home run	
Hit for the home run cycle	Danielle Gibson vs SIUE (Feb. 23, 2019)
Scored three or more runs in a game	4, Danielle Gibson vs SIUE (Feb. 23, 2019)
Had four hits in a game	4, Danielle Gibson at #9 Alabama (March 6, 2020)
Had two doubles in a game	2, Hannah McEwen vs Boston U (March 2, 2019)
Had four RBI in a game	(5) Ryan Jackson vs. Nebraska (Feb. 9, 2020)
Had 5 or more RBI in a game	(5) Ryan Jackson vs. Nebraska (Feb. 9, 2020)
Had 10 or more RBI in a game	(10) Danielle Gibson vs SIUE (Feb. 23, 2019)
Walked three times in a game	(3) Ashley Diaz vs South Carolina (March 15, 2019)
Stole three bases in a game	(3) Shelby Hiers vs Marist (Feb. 21, 2015)
Pitched a 5-inning complete game	Autumn Storms (W, 11-1) vs LSU (April 19, 2019)
Pitched a 7-inning complete game	Autumn Storms (W, 1-0) at #9 Alabama (March 6, 2020)
Pitched a complete game shutout	Autumn Storms (W, 1-0) at #9 Alabama (March 6, 2020)
Had 10 or more strikeouts in a game	(12) Mary Haff vs UIC (Feb. 15, 2020)
Gave up 10 or more hits in a game	(10) Mary Haff at LSU (May 4, 2018)
Gave up three or more home runs in a game	(3) Mary Haff at NM State (Feb. 8, 2020)
Threw a 7-inning no hitter	Autumn Storms vs Central Connecticut (March 3, 2018)
Threw a 5-inning no hitter	(6 Inn.) Mary Haff vs Northern Colorado (March 2, 2018)
Had 4 or more consecutive Ks in a game	(6) Jenna Bloom at FGCU (Feb. 16, 2020)



Stat Leaders and Miscellaneous Stats

Batting avg		Slugging pct		On base pct	
1. 23 Hannah Mcewen	.443	1. 25 Braxton Burnside	.667	1. 23 Hannah Mcewen	.588
2. 25 Braxton Burnside	.417	2. 23 Hannah Mcewen	.639	2. 25 Braxton Burnside	.494
3. 13 Kayla Green	.380	3. 1 Ryan Jackson	.633	3. 13 Kayla Green	.492
4. 7 Sydney Parr	.344	4. 16 Keely Edwards	.625	4. 1 Ryan Jackson	.481
5. 1 Ryan Jackson	.333	5. 22 Linnie Malkin	.571	5. 7 Sydney Parr	.442
Runs scored		Hits		Runs batted in	
1. 23 Hannah Mcewen	27	1. 25 Braxton Burnside	30	1. 22 Linnie Malkin	24
2. 7 Sydney Parr	20	2. 23 Hannah Mcewen	27	2. 25 Braxton Burnside	20
1 Ryan Jackson	20	3. 41 Danielle Gibson	22	3. 1 Ryan Jackson	14
4. 25 Braxton Burnside	16	7 Sydney Parr	22	41 Danielle Gibson	14
5. 22 Linnie Malkin	13	5. 1 Ryan Jackson	20	5. 2 tied at.....	12
Doubles		Triples		Home runs	
1. 23 Hannah Mcewen	6	1. 13 Kayla Green	1	1. 22 Linnie Malkin	6
2. 22 Linnie Malkin	4	16 Keely Edwards	1	2. 25 Braxton Burnside	5
41 Danielle Gibson	4			1 Ryan Jackson	5
7 Sydney Parr	4			4. 16 Keely Edwards	3
5. 2 tied at.....	3			5. 2 tied at.....	2
Total bases		Walks		Hit by pitch	
1. 25 Braxton Burnside	48	1. 23 Hannah Mcewen	18	1. 1 Ryan Jackson	9
2. 22 Linnie Malkin	40	2. 7 Sydney Parr	12	2. 23 Hannah Mcewen	5
3. 23 Hannah Mcewen	39	3. 13 Kayla Green	10	25 Braxton Burnside	5
4. 1 Ryan Jackson	38	4. 1 Ryan Jackson	8	4. 22 Linnie Malkin	4
5. 41 Danielle Gibson	29	5. 2 tied at.....	7	5. 13 Kayla Green	2
Sac bunts		Sac flies		Stolen bases	
1. 16 Keely Edwards	4	1. 41 Danielle Gibson	1	1. 7 Sydney Parr	5
2. 2 Valerie Ventura	3	23 Hannah Mcewen	1	2. 23 Hannah Mcewen	3
3. 25 Braxton Burnside	1	13 Kayla Green	1	3. 99 Audrie LaValley	2
		25 Braxton Burnside	1		
		7 Sydney Parr	1		

Multiple Hit Games	2	3	4	5+	Total
25 Braxton Burnside	10	-	1	-	11
23 Hannah Mcewen	5	3	-	-	8
22 Linnie Malkin	4	2	-	-	6
1 Ryan Jackson	5	1	-	-	6
7 Sydney Parr	3	1	1	-	5
41 Danielle Gibson	3	-	1	-	4
13 Kayla Green	3	1	-	-	4
16 Keely Edwards	2	-	-	-	2
2 Valerie Ventura	2	-	-	-	2
99 Audrie LaValley	2	-	-	-	2
TEAM	39	8	3	0	50

Multiple RBI Games	2	3	4	5+	Total
22 Linnie Malkin	4	2	2	-	8
25 Braxton Burnside	7	1	-	-	8
13 Kayla Green	4	1	-	-	5
16 Keely Edwards	3	-	1	-	4
23 Hannah Mcewen	1	2	-	-	3
1 Ryan Jackson	1	1	-	1	3
41 Danielle Gibson	3	-	-	-	3
99 Audrie LaValley	1	-	1	-	2
28 Rylin Hedgecock	-	1	-	-	1
7 Sydney Parr	-	1	-	-	1
66 Aly Manzo	1	-	-	-	1
TEAM	25	9	4	1	39

Hitting Streaks	Longest	Current
25 Braxton Burnside	9	-
41 Danielle Gibson	7	-
1 Ryan Jackson	5	-
23 Hannah Mcewen	5	1
22 Linnie Malkin	5	-
16 Keely Edwards	5	-
13 Kayla Green	4	-
99 Audrie LaValley	4	-
2 Valerie Ventura	3	1
7 Sydney Parr	3	2
28 Rylin Hedgecock	2	-
3 Larissa Cesena	1	-
66 Aly Manzo	1	-
11 Taylor Greene	1	-

Reached Base Streaks	Longest	Current
41 Danielle Gibson	14	-
1 Ryan Jackson	12	-
22 Linnie Malkin	11	-
23 Hannah Mcewen	10	10
25 Braxton Burnside	9	-
13 Kayla Green	8	-
99 Audrie LaValley	6	-
16 Keely Edwards	5	-
7 Sydney Parr	5	5
28 Rylin Hedgecock	3	1
2 Valerie Ventura	3	1
11 Taylor Greene	2	-
42 Sam Torres	1	1
3 Larissa Cesena	1	-
66 Aly Manzo	1	-

Season Statistics (Overall)



2020 Arkansas Softball
Overall Statistics for Arkansas (as of Mar 09, 2020)
(All games Sorted by Batting avg)



Record: 17-6 Home: 9-3 Away: 3-2 Neutral: 5-1 SEC: 1-2

Player	avg	gp-gs	ab	r	h	2b	3b	hr	rbi	tb	slg%	bb	hp	so	gdp	ob%	sf	sh	sb-att	po	a	e	fld%
23 Hannah McEwen	.443	23-23	61	27	27	6	0	2	12	39	.639	18	5	5	0	.588	1	0	3-3	21	0	0	1.000
25 Braxton Burnside	.417	23-23	72	16	30	3	0	5	20	48	.667	7	5	9	0	.494	1	1	0-0	25	39	3	.955
13 Kayla Green	.380	21-20	50	9	19	1	1	0	12	22	.440	10	2	6	0	.492	1	0	0-0	137	9	1	.993
7 Sydney Parr	.344	23-23	64	20	22	4	0	0	8	26	.406	12	0	6	0	.442	1	0	5-5	18	1	0	1.000
1 Ryan Jackson	.333	23-23	60	20	20	3	0	5	14	38	.633	8	9	8	0	.481	0	0	0-0	0	0	0	.000
41 Danielle Gibson	.301	23-23	73	10	22	4	0	1	14	29	.397	7	1	7	0	.366	1	0	0-0	142	4	4	.973
16 Keely Edwards	.300	19-18	40	8	12	2	1	3	10	25	.625	2	1	12	0	.349	0	4	0-0	20	36	8	.875
22 Linnie Malkin	.257	23-23	70	13	18	4	0	6	24	40	.571	6	4	14	2	.350	0	0	0-0	7	2	1	.900

66 Aly Manzo	.500	2-0	2	0	1	0	0	0	2	1	.500	0	0	1	0	.500	0	0	0-0	0	0	0	.000
2 Valerie Ventura	.294	22-16	34	9	10	1	0	0	6	11	.324	2	0	8	2	.333	0	3	0-0	9	33	4	.913
28 Rylin Hedgecock	.250	16-0	12	1	3	0	0	1	4	6	.500	4	1	4	0	.471	0	0	0-0	0	0	0	.000
3 Larissa Cesena	.250	8-1	8	2	2	0	0	0	0	2	.250	1	0	2	0	.333	0	0	0-0	1	2	0	1.000
99 Audrie LaValley	.231	15-11	26	7	6	0	0	2	9	12	.462	3	1	8	0	.333	0	0	2-2	13	12	2	.926
11 Taylor Greene	.111	9-3	9	0	1	0	0	0	0	1	.111	2	0	2	0	.273	0	0	0-0	29	3	1	.970
21 Lauren Graves	.000	4-0	4	0	0	0	0	0	0	0	.000	0	0	3	0	.000	0	0	0-0	0	0	0	.000
42 Sam Torres	.000	16-0	2	6	0	0	0	0	0	0	.000	1	0	0	0	.333	0	0	0-1	3	0	0	1.000
24 Nicole Duncan	.000	4-0	0	2	0	0	0	0	0	0	.000	0	0	0	0	.000	0	0	0-0	0	0	0	.000
Totals	.329	23	587	150	193	28	2	25	135	300	.511	83	29	95	4	.433	5	8	10-11	426	167	25	.960
Opponents	.228	23	548	63	125	19	2	13	52	187	.341	40	12	160	5	.294	3	5	9-12	400	149	26	.955

LOB - Team (162), Opp (119). DPs turned - Team (5), Opp (8). IBB - Team (1), Malkin 1, Opp (1).

(All games Sorted by Earned run avg)

Player	era	w-l	app	gs	cg	sho	sv	ip	h	r	er	bb	so	2b	3b	hr	b/avg	wp	hp	bk	sfa	sha
9 Autumn Storms	1.07	10-3	16	11	4	1/2	0	65.2	54	19	10	9	58	8	0	2	.218	2	2	0	2	2
4 Mary Haff	1.89	4-1	13	6	1	0/1	1	37.0	32	15	10	11	40	4	2	6	.227	1	3	0	1	1
72 Jenna Bloom	3.82	3-2	15	6	0	0/2	3	36.2	31	25	20	19	58	6	0	4	.217	4	7	0	0	2

28 Rylin Hedgecock	2.62	0-0	3	0	0	0/1	0	2.2	8	4	1	1	4	1	0	1	.500	0	0	0	0	0
Totals	2.02	17-6	23	23	5	4/3	4	142.0	125	63	41	40	160	19	2	13	.228	7	12	0	3	5
Opponents	6.46	6-17	23	23	7	1/0	1	133.1	193	150	123	83	95	28	2	25	.329	17	29	0	5	8

PB - Team (2), Green 2, Opp (4). Pickoffs - Team (2), Green 1, Bloom 1. SBA/ATT - Green (8-11), Bloom (5-6), Storms (3-4), Haff (1-2), Greene (1-1).

2020 Conference Stats



2020 Arkansas Softball
Conference statistics for Arkansas (as of Mar 09, 2020)
(SEC games only Sorted by Batting avg)



Record: 1-2 Home: 0-0 Away: 1-2 SEC: 1-2

Player	avg	gp-gs	ab	r	h	2b	3b	hr	rbi	tb	slg%	bb	hp	so	gdp	ob%	sf	sh	sb-att	po	a	e	fld%
41 Danielle Gibson	.500	3-3	10	0	5	1	0	0	2	6	.600	0	0	1	0	.500	0	0	0-0	22	2	0	1.000
23 Hannah McEwen	.500	3-3	6	2	3	0	0	0	0	3	.500	4	0	2	0	.700	0	0	0-0	6	0	0	1.000
25 Braxton Burnside	.300	3-3	10	1	3	0	0	0	0	3	.300	0	0	1	0	.300	0	0	0-0	3	5	1	.889
13 Kayla Green	.286	3-3	7	0	2	0	0	0	1	2	.286	2	0	0	0	.400	1	0	0-0	16	0	0	1.000
7 Sydney Parr	.286	3-3	7	1	2	1	0	0	0	3	.429	2	0	1	0	.444	0	0	0-0	2	1	0	1.000
2 Valerie Ventura	.167	3-3	6	0	1	0	0	0	1	1	.167	0	0	1	1	.167	0	0	0-0	0	5	2	.714
1 Ryan Jackson	.000	3-3	10	0	0	0	0	0	0	0	.000	0	0	1	0	.000	0	0	0-0	0	0	0	.000
22 Linnie Malkin	.000	3-3	9	0	0	0	0	0	0	0	.000	0	1	3	1	.100	0	0	0-0	1	1	0	1.000
16 Keely Edwards	.000	3-3	7	0	0	0	0	0	0	0	.000	0	0	4	0	.000	0	0	0-0	4	6	2	.833

42 Sam Torres	.000	2-0	0	0	0	0	0	0	0	0	.000	0	0	0	0	.000	0	0	0-0	0	0	0	.000
28 Rylin Hedgecock	.000	1-0	0	0	0	0	0	0	0	0	.000	1	0	0	0	1.000	0	0	0-0	0	0	0	.000
Totals	.222	3	72	4	16	2	0	0	4	18	.250	9	1	14	2	.313	1	0	0-0	54	26	5	.941
Opponents	.354	3	79	19	28	3	1	1	15	36	.456	12	0	13	2	.430	2	2	1-1	57	20	2	.975

LOB - Team (22), Opp (22). DPs turned - Team (2), Opp (3).

(SEC games only Sorted by Earned run avg)

Player	era	w-l	app	gs	cg	sho	sv	ip	h	r	er	bb	so	2b	3b	hr	b/avg	wp	hp	bk	sfa	sha
9 Autumn Storms	1.50	1-1	2	2	1	1/0	0	9.1	12	7	2	3	3	0	0	0	.316	0	0	0	1	1
4 Mary Haff	3.82	0-0	2	0	0	0/0	0	3.2	5	3	2	3	3	2	1	1	.357	0	0	0	1	0
72 Jenna Bloom	8.08	0-1	2	1	0	0/0	0	4.1	8	6	5	5	6	1	0	0	.381	2	0	0	0	1

28 Rylin Hedgecock	0.00	0-0	1	0	0	0/0	0	0.2	3	3	0	1	1	0	0	0	.500	0	0	0	0	0
Totals	3.50	1-2	3	3	1	1/0	0	18.0	28	19	9	12	13	3	1	1	.354	2	0	0	2	2
Opponents	1.47	2-1	3	3	2	0/0	0	19.0	16	4	4	9	14	2	0	0	.222	1	1	0	1	0

PB - Team (1), Green 1, Opp (1). SBA/ATT - Green (1-1), Storms (1-1).

2020 Team Game-by-Game

2020 Arkansas Softball
Team Game-by-Game for Arkansas (as of Mar 09, 2020)
Batting (All games)

Date	Opponent	ab	r	h	rbi	2b	3b	hr	tb	bb	ibb	sb	cs	hbp	sac	sf	gdp	k	po	a	e	lob	avg
Feb 07	vs UTEP	18	10	7	8	2	0	1	12	12	0	1	0	4	1	0	0	3	15	8	1	12	.389
Feb 07	vs Bradley	25	2	5	1	2	0	0	7	3	0	1	1	3	0	0	0	6	18	3	1	8	.279
Feb 08	vs Bradley	22	12	9	12	1	0	1	13	4	0	0	0	4	0	0	0	1	15	8	2	6	.323
Feb 08	at NM State	31	5	12	5	0	0	2	18	1	0	1	0	1	1	0	0	6	21	6	3	8	.344
Feb 09	vs Nebraska	34	15	18	15	2	0	3	29	4	0	2	0	3	0	0	0	3	15	1	0	11	.392
Feb 15	vs Furman	35	8	14	8	1	0	3	24	4	0	0	0	0	0	0	0	5	21	5	0	10	.394
Feb 15	vs UIC	23	8	6	7	0	0	0	6	7	0	1	0	3	1	1	0	2	21	5	3	9	.378
Feb 16	at FGCU	30	4	11	3	3	0	0	14	2	0	0	0	2	1	0	1	3	21	8	1	10	.376
Feb 20	BOSTON UNIVERSITY	23	4	4	2	2	0	0	6	3	0	0	0	0	0	0	0	7	21	11	0	4	.357
Feb 21	SOUTH DAKOTA STAT	23	13	10	11	1	0	1	14	6	0	2	0	2	0	0	0	2	15	5	1	6	.364
Feb 21	MARIST	25	7	6	7	1	0	0	7	5	0	1	0	2	0	1	0	1	21	4	1	8	.353
Feb 22	BOSTON UNIVERSITY	28	10	11	8	2	1	2	21	4	0	1	0	1	0	0	0	5	18	8	1	7	.356
Feb 22	MONTANA	24	0	3	0	0	0	0	3	1	0	0	0	0	0	0	0	6	21	3	0	4	.340
Feb 23	MARIST	24	5	8	5	1	0	2	15	3	0	0	0	1	0	0	1	3	21	4	0	5	.340
Feb 27	BAYLOR	24	2	4	2	0	0	1	7	1	0	0	0	0	1	0	0	8	21	13	1	3	.329
Feb 28	VILLANOVA	23	11	11	10	0	1	2	19	4	0	0	0	0	0	0	0	1	15	12	0	4	.337
Feb 28	KENT STATE	27	9	11	9	1	0	3	21	4	0	0	0	1	2	1	0	3	21	7	3	8	.342
Feb 29	FLORIDA STATE	26	1	6	0	0	0	0	6	2	1	0	0	0	1	0	0	8	21	14	2	7	.335
Feb 29	VILLANOVA	28	12	13	10	6	0	1	22	4	0	0	0	1	0	1	0	1	15	5	0	8	.343
Mar 01	KENT STATE	22	8	8	8	1	0	3	18	0	0	0	0	0	0	0	0	7	15	11	0	2	.344
*Mar 06	at Alabama	28	1	8	1	0	0	0	8	6	0	0	0	0	0	0	2	6	21	11	0	12	.341
*Mar 07	at Alabama	21	2	4	2	1	0	0	5	1	0	0	0	1	0	1	0	6	17	8	2	4	.335
*Mar 08	at Alabama	23	1	4	1	1	0	0	5	2	0	0	0	0	0	0	0	2	16	7	3	6	.329
Totals		587	150	193	135	28	2	25	300	83	1	10	1	29	8	5	4	95	426	167	25	162	.329

2020 Home Run Tracker

#	Date	Player	Opponent	Site	# of Runs	Inning	Lineup Spot	Game Result
1	2-7-2020	Hedgecock*\$	vs. UTEP	Las Cruces, N.M.	3	5	7	W, 10-0 (5)
2	2-8-2020	Malkin	vs. Bradley	Las Cruces, N.M.	3	1	6	W, 12-1 (5)
3	2-8-2020	Gibson#!	at New Mexico State	Las Cruces, N.M.	2	7	4	W, 5-4
4	2-8-2020	Malkin!	at New Mexico State	Las Cruces, N.M.	1	7	5	W, 5-4
5	2-9-2020	Jackson	vs. Nebraska	Las Cruces, N.M.	3	1	7	W, 15-4 (5)
6	2-9-2020	LaValley	vs. Nebraska	Las Cruces, N.M.	4	2	9	W, 15-4 (5)
7	2-9-2020	Burnside	vs. Nebraska	Las Cruces, N.M.	3	4	3	W, 15-4 (5)
8	2-15-2020	Malkin	vs. Furman	Fort Myers, Fla.	3	5	5	W, 8-1
9	2-15-2020	Burnside	vs. Furman	Fort Myers, Fla.	1	6	3	W, 8-1
10	2-15-2020	LaValley	vs. Furman	Fort Myers, Fla.	2	7	9	W, 8-1
11	2-21-2020	Malkin	South Dakota State	Fayetteville, Ark.	3	1	5	W, 13-3 (5)
12	2-22-2020	McEwen	Boston U	Fayetteville, Ark.	1	4	2	W, 10-2 (6)
13	2-22-2020	Jackson	Boston U	Fayetteville, Ark.	1	5	6	W, 10-2 (6)
14	2-23-2020	Huffine	Marist	Fayetteville, Ark.	2	3	9	W, 5-1
15	2-23-2020	Jackson	Marist	Fayetteville, Ark.	1	6	6	W, 5-1
16	2-27-2020	Burnside	Baylor	Fayetteville, Ark.	2	4	3	L, 3-2
17	2-28-2020	Huffine	Villanova	Fayetteville, Ark.	3	3	9	W, 11-1 (5)
18	2-28-2020	Malkin	Villanova	Fayetteville, Ark.	4	4	6	W, 11-1 (5)
19	2-28-2020	Jackson	Kent State	Fayetteville, Ark.	2	3	3	W, 9-5
20	2-28-2020	Malkin	Kent State	Fayetteville, Ark.	1	4	6	W, 9-5
21	2-28-2020	Huffine	Kent State	Fayetteville, Ark.	2	4	9	W, 9-5
22	2-29-2020	Burnside	Villanova	Fayetteville, Ark.	2	2	2	W, 12-4 (5)
23	3-1-2020	Burnside	Kent State	Fayetteville, Ark.	2	1	2	W, 8-0 (5)
24	3-1-2020	McEwen	Kent State	Fayetteville, Ark.	3	4	1	W, 8-0 (5)
25	3-1-2020	Jackson	Kent State	Fayetteville, Ark.	2	4	3	W, 8-0 (5)

! – back-to-back | * – pinch hitter | # go ahead | \$ walk off



Game by Game Starters | by Position

DATE	OPPONENT	SP	C	1B	2B	3B	SS	LF	CF	RF	DP
F7	UTEP	Storms	Green	Gibson	LaValley	Huffine	Burnside	McEwen	Parr	Malkin	Jackson
F7	BRADLEY	Haff	Greene	Gibson	Cesena	Huffine	Burnside	McEwen	Parr	Malkin	Jackson
F8	BRADLEY	Storms	Green	Gibson	LaValley	Huffine	Burnside	McEwen	Parr	Malkin	Jackson
F8	NEW MEXICO STATE	Haff	Green	Gibson	LaValley	Huffine	Burnside	McEwen	Parr	Malkin	Jackson
F9	NEBRASKA	Bloom	Green	Gibson	LaValley	Huffine	Burnside	McEwen	Parr	Malkin	Jackson
F15	FURMAN	Bloom	Green	Gibson	LaValley	Huffine	Burnside	McEwen	Parr	Malkin	Jackson
F15	UIC	Haff	Green	Gibson	LaValley	Huffine	Burnside	McEwen	Parr	Malkin	Jackson
F16	FGCU	Storms	Green	Gibson	LaValley	Ventura	Burnside	McEwen	Parr	Malkin	Jackson
F20	BOSTON U	Storms	Green	Gibson	LaValley	Ventura	Burnside	McEwen	Parr	Malkin	Jackson
F21	SOUTH DAKOTA STATE	Bloom	Green	Gibson	LaValley	Ventura	Burnside	McEwen	Parr	Malkin	Jackson
F21	MARIST	Haff	Green	Gibson	LaValley	Ventura	Burnside	McEwen	Parr	Malkin	Jackson
F22	BOSTON U	Storms	Green	Gibson	LaValley	Ventura	Burnside	McEwen	Parr	Malkin	Jackson
F22	MONTANA	Bloom	Green	Gibson	Huffine	Ventura	Burnside	McEwen	Parr	Malkin	Jackson
F23	MARIST	Haff	Green	Gibson	Huffine	Ventura	Burnside	McEwen	Parr	Malkin	Jackson
F27	BAYLOR	Storms	Green	Gibson	Huffine	Ventura	Burnside	McEwen	Parr	Malkin	Jackson
F28	VILLANOVA	Storms	Green	Gibson	Huffine	Ventura	Burnside	McEwen	Parr	Malkin	Jackson
F28	KENT STATE	Bloom	Green	Gibson	Huffine	Ventura	Burnside	McEwen	Parr	Malkin	Jackson
F29	FLORIDA STATE	Storms	Green	Gibson	Huffine	Ventura	Burnside	McEwen	Parr	Malkin	Jackson
F29	VILLANOVA	Haff	Greene	Gibson	Huffine	Ventura	Burnside	McEwen	Parr	Malkin	Jackson
M1	KENT STATE	Storms	Greene	Gibson	Huffine	Ventura	Burnside	McEwen	Parr	Malkin	Jackson
M6	ALABAMA	Storms	Green	Gibson	Huffine	Ventura	Burnside	McEwen	Parr	Malkin	Jackson
M7	ALABAMA	Bloom	Green	Gibson	Huffine	Ventura	Burnside	McEwen	Parr	Malkin	Jackson
M8	ALABAMA	Storms	Green	Gibson	Huffine	Ventura	Burnside	McEwen	Parr	Malkin	Jackson
M10	KANSAS G1										
M10	KANSAS G2										
M13	GEORGIA										
M14	GEORGIA										
M15	GEORGIA										
M17	MISSOURI STATE										
M20	MISSOURI										
M21	MISSOURI										
M22	MISSOURI										
M25	WICHITA STATE										
M27	NORTH TEXAS										
M28	NORTH TEXAS G1										
M28	NORTH TEXAS G2										
M31	KANSAS CITY										
A1	TULSA										
A3	TEXAS A&M										
A4	TEXAS A&M										
A5	TEXAS A&M										
A9	MISSISSIPPI STATE										
A10	MISSISSIPPI STATE										
A11	MISSISSIPPI STATE										
A18	FLORIDA										
A19	FLORIDA										
A20	FLORIDA										
A24	KENTUCKY										
A25	KENTUCKY										
A26	KENTUCKY										
M1	TENNESSEE										
M2	TENNESSEE										
M3	TENNESSEE										

Game by Game Starters | by Lineup

DATE	OPPONENT	1	2	3	4	5	6	7	8	9	FX
F7	UTEP	Parr	McEwen	Burnside	Gibson	Malkin	Jackson	Green	Huffine	LaValley	Storms
F7	BRADLEY	Parr	McEwen	Burnside	Gibson	Malkin	Jackson	Cesena	Greene	Huffine	Haff
F8	BRADLEY	Parr	McEwen	Burnside	Gibson	Green	Malkin	Jackson	Huffine	LaValley	Storms
F8	NEW MEXICO STATE	Parr	McEwen	Burnside	Gibson	Green	Malkin	Jackson	Huffine	LaValley	Haff
F9	NEBRASKA	Parr	McEwen	Burnside	Gibson	Malkin	Green	Jackson	Huffine	LaValley	Bloom
F15	FURMAN	Parr	McEwen	Burnside	Gibson	Malkin	Jackson	Green	Huffine	LaValley	Bloom
F15	UIC	Parr	McEwen	Burnside	Gibson	Malkin	Jackson	Green	Huffin	LaValley	Haff
F16	FGCU	Parr	McEwen	Burnside	Gibson	Malkin	Jackson	Green	Ventura	LaValley	Storms
F20	BOSTON U	Parr	McEwen	Burnside	Gibson	Malkin	Jackson	Green	Ventura	LaValley	Storms
F21	SOUTH DAKOTA STATE	Parr	McEwen	Burnside	Gibson	Malkin	Jackson	Green	Ventura	LaValley	Bloom
F21	MARIST	Parr	McEwen	Burnside	Gibson	Malkin	Jackson	Green	Ventura	LaValley	Haff
F22	BOSTON U	Parr	McEwen	Burnside	Gibson	Malkin	Jackson	Green	Ventura	LaValley	Storms
F22	MONTANA	Parr	McEwen	Burnside	Gibson	Malkin	Jackson	Green	Ventura	Huffine	Bloom
F23	MARIST	Parr	McEwen	Burnside	Gibson	Malkin	Jackson	Green	Ventura	Huffine	Haff
F27	BAYLOR	Parr	McEwen	Burnside	Gibson	Malkin	Jackson	Green	Ventura	Huffine	Storms
F28	VILLANOVA	McEwen	Burnside	Jackson	Gibson	Green	Malkin	Parr	Ventura	Huffine	Storms
F28	KENT STATE	McEwen	Burnside	Jackson	Gibson	Green	Malkin	Parr	Ventura	Huffine	Bloom
F29	FLORIDA STATE	McEwen	Burnside	Jackson	Gibson	Green	Malkin	Parr	Ventura	Huffine	Storms
F29	VILLANOVA	McEwen	Burnside	Jackson	Gibson	Malkin	Parr	Huffine	Ventura	Greene	Haff
M1	KENT STATE	McEwen	Burnside	Jackson	Gibson	Malkin	Parr	Huffine	Ventura	Greene	Storms
M6	ALABAMA	McEwen	Burnside	Jackson	Gibson	Malkin	Green	Parr	Ventura	Huffine	Storms
M7	ALABAMA	McEwen	Burnside	Jackson	Gibson	Green	Malkin	Parr	Huffine	Ventura	Bloom
M8	ALABAMA	McEwen	Burnside	Jackson	Gibson	Green	Malkin	Parr	Huffine	Ventura	Storms
M10	KANSAS G1										
M10	KANSAS G2										
M13	GEORGIA										
M14	GEORGIA										
M15	GEORGIA										
M17	MISSOURI STATE										
M20	MISSOURI										
M21	MISSOURI										
M22	MISSOURI										
M25	WICHITA STATE										
M27	NORTH TEXAS										
M28	NORTH TEXAS G1										
M28	NORTH TEXAS G2										
M31	KANSAS CITY										
A1	TULSA										
A3	TEXAS A&M										
A4	TEXAS A&M										
A5	TEXAS A&M										
A9	MISSISSIPPI STATE										
A10	MISSISSIPPI STATE										
A11	MISSISSIPPI STATE										
A18	FLORIDA										
A19	FLORIDA										
A20	FLORIDA										
A24	KENTUCKY										
A25	KENTUCKY										
A26	KENTUCKY										
M1	TENNESSEE										
M2	TENNESSEE										
M3	TENNESSEE										

#1 Ryan Jackson

Senior | OF | 5-6 | R/R | Chino Hills, Calif. (Bethune-Cookman)

Season Highs

Hits 3 at FGCU | Feb. 16, 2020
 RBI 5 vs Nebraska | Feb. 9, 2020
 Runs 2⁷ vs Kent State | Feb. 28, 2020
 Walks 2² vs. Villanova | Feb. 28, 2020
 AB 4⁴ at Alabama | March 6, 2020

Career Highs

Hits 3 at FGCU | Feb. 16, 2020
 RBI 5 vs Nebraska | Feb. 9, 2020
 Runs 2⁷ vs Kent State | Feb. 28, 2020
 Walks 2² vs. Villanova | Feb. 28, 2020
 AB 4⁴ at Alabama | March 6, 2020

Year	Avg	GP	GS	AB	R	H	2B	3B	HR	RBI	TB	SLG	BB	HBP	SO	GDP	OB	SF	SH	SB	ATT	PO	A	E	FLD
2019	.212	28	7	33	5	7	1	1	0	4	10	.303	1	4	11	0	.316	0	0	0	0	4	0	0	1.000
2020	.333	23	23	60	20	20	3	0	5	14	38	.633	8	9	8	0	.481	0	0	0	0	0	0	0	.000
TOTAL	.290	51	30	93	25	27	4	1	5	18	48	.516	9	13	19	0	.426	0	0	0	0	4	0	0	1.000

#2 Valeria Ventura

Redshirt-Freshman | INF | 5-6 | R/R | Oxnard, Calif. (Rio Mesa HS)

Season Highs

Hits 2² vs Villanova | Feb. 28, 2020
 RBI 1⁶ at Alabama | March 7, 2020
 Runs 2 vs Villanova | Feb. 28, 2020
 Walks 1² vs Marist | Feb. 23, 2020
 AB 3⁴ vs Villanova | Feb. 28, 2020

Career Highs

Hits 2² vs Villanova | Feb. 28, 2020
 RBI 1⁶ at Alabama | March 7, 2020
 Runs 2 vs Villanova | Feb. 28, 2020
 Walks 1² vs Marist | Feb. 23, 2020
 AB 3⁴ vs Villanova | Feb. 28, 2020

Year	Avg	GP	GS	AB	R	H	2B	3B	HR	RBI	TB	SLG	BB	HBP	SO	GDP	OB	SF	SH	SB	ATT	PO	A	E	FLD
2020	.294	22	16	34	9	10	1	0	0	6	11	.324	2	0	8	2	.333	0	3	0	0	9	33	4	.913
TOTAL	.294	22	16	34	9	10	1	0	0	6	11	.324	2	0	8	2	.333	0	3	0	0	9	33	4	.913

#3 Larissa Cesena

Redshirt-Freshman | INF/OF | 5-7 | L/R | Riverside, Calif. (MLK HS)

Season Highs

Hits 1² vs Nebraska | Feb. 9, 2020
 RBI
 Runs 1 vs. UTEP | Feb. 7, 2020
 Walks 1 vs. Nebraska | Feb. 9, 2020
 AB 3 vs. Bradley | Feb. 7, 2020

Career Highs

Hits 1² vs Nebraska | Feb. 9, 2020
 RBI
 Runs 1 vs. UTEP | Feb. 7, 2020
 Walks 1 vs. Nebraska | Feb. 9, 2020
 AB 3 vs. Bradley | Feb. 7, 2020

Year	Avg	GP	GS	AB	R	H	2B	3B	HR	RBI	TB	SLG	BB	HBP	SO	GDP	OB	SF	SH	SB	ATT	PO	A	E	FLD
2020	.250	8	1	8	2	2	0	0	0	0	2	.250	1	0	2	0	.333	0	0	0	0	1	2	0	1.000
TOTAL	.250	8	1	8	2	2	0	0	0	0	2	.250	1	0	2	0	.333	0	0	0	0	1	2	0	1.000

#7 Sydney Parr

Senior | OF | 5-7 | L/R | North Little Rock, Ark. (North Little Rock)

Season Highs

Hits 4 vs Nebraska | Feb. 9, 2020
 RBI 3 vs Bradley | Feb. 8, 2020
 Runs 3 vs Nebraska | Feb. 9, 2020
 Walks 1¹⁰ vs Kent State | Feb. 29, 2020
 AB 5 vs Nebraska | Feb. 9, 2020

Career Highs

Hits 4 vs Nebraska | Feb. 9, 2020
 RBI 3² vs Bradley | Feb. 8, 2020
 Runs 3² vs Nebraska | Feb. 9, 2020
 Walks 2² at Texas A&M | April 29, 2019
 AB 5² vs Nebraska | Feb. 9, 2020

Year	Avg	GP	GS	AB	R	H	2B	3B	HR	RBI	TB	SLG	BB	HBP	SO	GDP	OB	SF	SH	SB	ATT	PO	A	E	FLD
2017	.000	36	0	0	10	0	0	0	0	0	0	.000	2	0	0	0	1.000	0	0	1	1	5	1	0	1.000
2018	.275	45	15	40	15	11	1	1	0	5	14	.350	5	0	4	0	.348	1	0	4	4	29	2	0	1.000
2019	.326	51	50	135	32	44	1	1	0	14	47	.348	12	3	13	0	.391	1	1	5	6	62	2	4	.941
2020	.344	23	23	64	20	22	4	0	0	8	26	.406	12	0	6	0	.442	1	0	5	5	18	1	0	1.000
TOTAL	.322	155	88	239	77	77	6	2	0	27	87	.364	31	3	23	0	.402	3	1	15	16	114	6	4	.968

#11 Taylor Greene

Sophomore | C | 5-2 | R/R | Milton, Ga. (Cambridge HS)

Season Highs

Hits 1 vs #9 Florida State | Feb. 29, 2020
 RBI
 Runs
 Walks 1² vs Villanova | Feb. 29, 2020
 AB 2³ vs Villanova | Feb. 29, 2020

Career Highs

Hits 1² vs #9 Florida State | Feb. 29, 2020
 RBI 1 vs Tulsa | March 13, 2019
 Runs 1² vs South Carolina | March 17, 2019
 Walks 2 at Tennessee | March 22, 2019
 AB 3³ vs South Carolina | March 15, 2019

Year	Avg	GP	GS	AB	R	H	2B	3B	HR	RBI	TB	SLG	BB	HBP	SO	GDP	OB	SF	SH	SB	ATT	PO	A	E	FLD
2019	.042	19	8	24	2	1	0	0	0	1	1	.042	7	3	12	0	.314	1	1	0	0	38	6	0	1.000
2020	.111	9	3	9	0	1	0	0	0	0	1	.111	2	0	2	0	.273	0	0	0	0	29	3	1	.970
TOTAL	.061	28	11	33	2	2	0	0	0	1	2	.061	9	3	14	0	.304	1	1	0	0	67	9	1	.987

#13 Kayla Green

Junior | C | 5-9 | R/R | Temecula, Calif. (Great Oak HS)

Season Highs

Hits 3 vs Furman | Feb. 15, 2020
 RBI 3 vs UIC | Feb. 15, 2020
 Runs 2³ vs Villanova | Feb. 28, 2020
 Walks 2² at Alabama | March 6, 2020
 AB 4³ at FGCU | Feb. 16, 2020

Career Highs

Hits 3 vs Furman | Feb. 15, 2020
 RBI 4² vs NSU | Feb. 28, 2019
 Runs 2⁶ vs Villanova | Feb. 28, 2020
 Walks 2⁷ at Alabama | March 6, 2020
 AB 4²⁴ at FGCU | Feb. 16, 2020

Year	Avg	GP	GS	AB	R	H	2B	3B	HR	RBI	TB	SLG	BB	HBP	SO	GDP	OB	SF	SH	SB	ATT	PO	A	E	FLD
2018	.237	58	58	152	20	36	12	1	6	26	68	.447	14	9	30	1	.331	3	1	0	0	393	32	4	.991
2019	.214	55	55	140	13	30	8	0	5	25	53	.379	24	11	42	4	.367	2	2	1	1	334	20	8	.978
2020	.380	21	20	50	9	19	1	1	0	12	22	.440	10	2	6	0	.492	1	0	0	0	137	9	1	.993
TOTAL	.249	134	133	342	42	85	21	2	11	63	143	.418	48	22	78	5	.371	6	3	1	1	864	61	13	.986

#16 Keely Huffine (Edwards)

Senior | INF | 5-6 | R/R | Harrisburg, Ark. (Harrisburg HS)

Season Highs

Hits 2² vs Villanova | Feb. 29, 2020
 RBI 4 vs Villanova | Feb. 28, 2020
 Runs 1⁸ vs Kent State | March 1, 2020
 Walks 1² at New Mexico State | Feb. 8, 2020
 AB 4 vs Villanova | Feb. 29, 2020

Career Highs

Hits 2³ vs Villanova | Feb. 29, 2020
 RBI 4 vs Villanova | Feb. 28, 2020
 Runs 2 vs #9 LSU | April 19, 2019
 Walks 1⁴ at New Mexico State | Feb. 8, 2020
 AB 4 vs Villanova | Feb. 29, 2020

Year	Avg	GP	GS	AB	R	H	2B	3B	HR	RBI	TB	SLG	BB	HBP	SO	GDP	OB	SF	SH	SB	ATT	PO	A	E	FLD
2017	.000	1	0	0	0	0	0	0	0	0	0	.000	0	0	0	0	.000	0	0	0	0	0	0	0	.000
2018	.000	37	0	0	16	0	0	0	0	0	0	.000	0	0	0	0	.000	0	0	0	0	0	0	0	.000
2019	.163	49	25	43	17	7	1	0	0	6	8	.186	2	0	18	0	.196	1	4	0	0	28	59	8	.916
2020	.300	19	18	40	8	12	2	1	3	10	25	.625	2	1	12	0	.349	0	4	0	0	20	36	8	.875
TOTAL	.229	106	43	83	41	19	3	1	3	16	33	.398	4	1	30	0	.270	1	8	0	0	48	95	16	.899

#21 Lauren Graves

Senior | RHP | 5-8 | R/R | White Hall, Ark. (Maryland)

Season Highs

Hits
 RBI
 Runs
 Walks
 AB 1 (Four times)

Career Highs

Hits
 RBI
 Runs
 Walks
 AB 1 (Four times)

Year	Avg	GP	GS	AB	R	H	2B	3B	HR	RBI	TB	SLG	BB	HBP	SO	GDP	OB	SF	SH	SB	ATT	PO	A	E	FLD
2019	.000	1	0	1	0	0	0	0	0	0	0	.000	0	0	1	0	.000	0	0	0	0	0	1	0	1.000
2020	.000	4	0	4	0	0	0	0	0	0	0	.000	0	0	3	0	.000	0	0	0	0	0	0	0	.000
TOTAL	.000	5	0	5	0	0	0	0	0	0	0	.000	0	0	4	0	.000	0	0	0	0	0	1	0	1.000

#22 Linnie Malkin

Junior | INF | 5-11 | R/R | Broomfield, Colo. (Broomfield)

Season Highs

Hits 3² vs Nebraska | Feb. 9, 2020
 RBI 4² vs Villanova | Feb. 28, 2020
 Runs 3 vs Villanova | Feb. 29, 2020
 Walks 1⁶ vs Villanova | Feb. 28, 2020
 AB 5 vs Nebraska | Feb. 9, 2020

Career Highs

Hits 3² vs Nebraska | Feb. 9, 2020
 RBI 4² vs Villanova | Feb. 28, 2020
 Runs 3 vs Villanova | Feb. 29, 2020
 Walks 2² vs NSU | Feb. 28, 2019
 AB 5 vs Nebraska | Feb. 9, 2020

Year	Avg	GP	GS	AB	R	H	2B	3B	HR	RBI	TB	SLG	BB	HBP	SO	GDP	OB	SF	SH	SB	ATT	PO	A	E	FLD
2018	.279	23	14	43	8	12	2	0	3	8	23	.535	10	0	12	0	.415	0	0	0	0	3	0	0	1.000
2019	.293	36	5	41	2	12	3	0	1	9	18	.439	6	1	14	1	.396	0	0	0	0	0	1	1	.500
2020	.257	23	23	70	13	18	4	0	6	24	40	.571	6	4	14	2	.350	0	0	0	0	7	2	1	.900
TOTAL	.273	82	42	154	23	42	9	0	10	41	81	.526	22	5	40	3	.381	0	0	0	0	10	3	2	.867

#23 Hannah McEwen

Junior | OF | 5-7 | L/R | San Diego, Calif. (Patrick Henry HS)

Season Highs

Hits 3³ vs Boston U | Feb. 22, 2020
 RBI 3² vs Kent State | March 1, 2020
 Runs 3³ vs Boston U | Feb. 22, 2020
 Walks 3 vs UIC | Feb. 15, 2020
 AB 4⁴ vs Villanova | Feb. 29, 2020

Career Highs

Hits 4² vs #9 LSU | April 19, 2019
 RBI 5 vs Marist | Feb. 23, 2018
 Runs 3⁵ vs Boston U | Feb. 22, 2020
 Walks 3² vs UIC | Feb. 15, 2020
 AB 6 vs Furman | April 13, 2019

Year	Avg	GP	GS	AB	R	H	2B	3B	HR	RBI	TB	SLG	BB	HBP	SO	GDP	OB	SF	SH	SB	ATT	PO	A	E	FLD
2018	.339	59	59	189	45	64	8	1	12	57	110	.582	22	4	13	0	.411	4	0	0	0	44	1	3	.938
2019	.386	58	58	189	43	73	12	1	2	26	93	.492	18	7	12	0	.452	3	0	0	0	54	2	6	.903
2020	.443	23	23	61	27	27	6	0	2	12	39	.639	18	5	5	0	.588	1	0	3	3	21	0	0	1.000
TOTAL	.374	140	140	439	115	164	26	2	16	95	242	.551	58	16	30	0	.457	8	0	3	3	119	3	9	.931

#24 Nicole Duncan

Junior | C | -7 | R/R | Centralia, Mo. (Centralia HS)

Season Highs

Hits
 RBI
 Runs 1² vs Bradley | Feb. 8, 2020
 Walks
 AB

Career Highs

Hits 2² vs Southeast Missouri | Feb. 22, 2019
 RBI 3 vs Boston | March 2, 2019
 Runs 2 vs Omaha | Feb. 28, 2019
 Walks 2⁴ vs Furman | April 14, 2019
 AB 4² vs Furman | April 13, 2019

Year	Avg	GP	GS	AB	R	H	2B	3B	HR	RBI	TB	SLG	BB	HBP	SO	GDP	OB	SF	SH	SB	ATT	PO	A	E	FLD
2018	.000	6	0	1	1	0	0	0	0	0	0	.000	0	0	0	0	.000	0	0	0	0	1	0	0	1.000
2019	.165	55	52	109	22	18	3	0	3	14	30	.275	19	17	44	2	.370	1	3	0	0	71	86	13	.924
2020	.000	4	0	0	2	0	0	0	0	0	0	.000	0	0	0	0	.000	0	0	0	0	0	0	0	.000
TOTAL	.164	65	52	110	25	18	3	0	3	14	30	.273	19	17	44	2	.367	1	3	0	0	72	86	13	.924

#25 Braxton Burnside

Junior | INF | 5-6 | R/R | Paragould, Ark. (Missouri)

Season Highs

Hits 4 vs. Furman | Feb. 15, 2020
 RBI 3 vs Nebraska | Feb. 9, 2020
 Runs 2⁴ vs Kent State | March 1, 2020
 Walks 2² vs Boston U | Feb. 22, 2020
 AB 5 vs. Furman | Feb. 15, 2020

Career Highs

Hits 4 vs. Furman | Feb. 15, 2020
 RBI 3 vs Nebraska | Feb. 9, 2020
 Runs 2⁴ vs Kent State | March 1, 2020
 Walks 2² vs Boston U | Feb. 22, 2020
 AB 5 vs. Furman | Feb. 15, 2020

Year	Avg	GP	GS	AB	R	H	2B	3B	HR	RBI	TB	SLG	BB	HBP	SO	GDP	OB	SF	SH	SB	ATT	PO	A	E	FLD
2020	.417	23	23	72	16	30	3	0	5	20	48	.667	7	5	9	0	.494	1	1	0	0	25	39	3	.955
TOTAL	.417	23	23	72	16	30	3	0	5	20	48	.667	7	5	9	0	.494	1	1	0	0	25	39	3	.955

#27 Paloma Usquiano

Freshman | INF | 5-5 | R/R | Downey, Calif. (Lutheran HS)

Season Highs

Hits
 RBI
 Runs
 Walks
 AB

Career Highs

Hits
 RBI
 Runs
 Walks
 AB

Year	Avg	GP	GS	AB	R	H	2B	3B	HR	RBI	TB	SLG	BB	HBP	SO	GDP	OB	SF	SH	SB	ATT	PO	A	E	FLD
------	-----	----	----	----	---	---	----	----	----	-----	----	-----	----	-----	----	-----	----	----	----	----	-----	----	---	---	-----

#28 Rylin Hedgcock

Freshman | RHP/OF | 5-9 | R/R | Valdosta, Ga. (Lowndes HS)

Season Highs

Hits 1³ vs Furman | Feb 15, 2020
 RBI 3 vs UTEP | Feb. 7, 2019
 Runs 1 vs. UTEP | Feb. 7, 2020
 Walks 1⁴ at Alabama | March 6, 2020
 AB 1⁶ vs UIC | Feb 15, 2020

Career Highs

Hits 1³ vs Furman | Feb 15, 2020
 RBI 3 vs UTEP | Feb. 7, 2019
 Runs 1 vs. UTEP | Feb. 7, 2020
 Walks 1⁴ at Alabama | March 6, 2020
 AB 1⁶ vs UIC | Feb 15, 2020

Year	Avg	GP	GS	AB	R	H	2B	3B	HR	RBI	TB	SLG	BB	HBP	SO	GDP	OB	SF	SH	SB	ATT	PO	A	E	FLD
2020	.250	16	0	12	1	3	0	0	1	4	6	.500	4	1	4	0	.471	0	0	0	0	0	0	0	.000
TOTAL	.250	16	0	12	1	3	0	0	1	4	6	.500	4	1	4	0	.471	0	0	0	0	0	0	0	.000

#41 Danielle Gibson

Junior | INF | 6-0 | R/R | Murrieta, Calif. (Arizona State)

Season Highs

Hits 4 at Alabama | March 6, 2020
 RBI 2³ vs Villanova | Feb. 29, 2020
 Runs 2³ vs Villanova | Feb. 29, 2020
 Walks 2² at FGCU | Feb. 16, 2020
 AB 4⁸ at Alabama | March 6, 2020

Career Highs

Hits 4² at Alabama | March 6, 2020
 RBI 10 vs SIUE | Feb. 23, 2019
 Runs 4 vs SIUE | Feb. 23, 2019
 Walks 2⁵ at FGCU | Feb. 16, 2020
 AB 5 vs Furman | April 13, 2019

Year	Avg	GP	GS	AB	R	H	2B	3B	HR	RBI	TB	SLG	BB	HBP	SO	GDP	OB	SF	SH	SB	ATT	PO	A	E	FLD
2019	.349	55	55	172	33	60	12	1	12	45	110	.640	13	2	25	1	.397	2	0	0	0	70	7	2	.975
2020	.301	23	23	73	10	22	4	0	1	14	29	.397	7	1	7	0	.366	1	0	0	0	142	4	4	.973
TOTAL	.335	78	78	245	43	82	16	1	13	59	139	.567	20	3	32	1	.387	3	0	0	0	212	11	6	.974

#42 Sam Torres

Sophomore | OF | 5-2 | L/L | Temecula, Calif. (Chaparral HS)

Season Highs

Hits
 RBI
 Runs 1⁶ Villanova | Feb 29, 2020
 Walks 1 vs Montana | Feb 22, 2020
 AB 2 vs Montana | Feb 22, 2020

Career Highs

Hits 1² vs Auburn | May 5, 2019
 RBI
 Runs 1¹⁷ vs Boston U | Feb 22, 2019
 Walks 1 vs Montana | Feb 22, 2020
 AB 3 vs Auburn | May 5, 2019

Year	Avg	GP	GS	AB	R	H	2B	3B	HR	RBI	TB	SLG	BB	HBP	SO	GDP	OB	SF	SH	SB	ATT	PO	A	E	FLD
2019	.154	41	4	13	12	2	0	0	0	0	2	.154	0	0	2	0	.154	0	1	1	1	18	0	1	.947
2020	.000	16	0	2	6	0	0	0	0	0	0	.000	1	0	0	0	.333	0	0	0	1	3	0	0	1.000
TOTAL	.133	57	4	15	18	2	0	0	0	0	2	.133	1	0	2	0	.188	0	1	1	2	21	0	1	.955

#66 Aly Manzo

Senior | INF | 5-7 | L/R | Roseville, Calif. (Roseville)

Season Highs

Hits 1 vs Nebraska | Feb., 9, 2020
 RBI 2 vs Nebraska | Feb. 9, 2020
 Runs
 Walks
 AB 1 vs Nebraska | Feb. 9, 2020

Career Highs

Hits 2⁷ vs South Carolina | March 17, 2019
 RBI 3 vs Saint Francis | March 16, 2019
 Runs 2 vs Nevada | March 1, 2019
 Walks 1¹⁰ vs Wichita State | April 10, 2019
 AB 4⁶ vs South Carolina | March 17, 2019

Year	Avg	GP	GS	AB	R	H	2B	3B	HR	RBI	TB	SLG	BB	HBP	SO	GDP	OB	SF	SH	SB	ATT	PO	A	E	FLD
2017	.000	2	0	1	1	0	0	0	0	0	0	.000	0	0	1	0	.000	0	0	0	0	0	0	0	.000
2018	.273	28	16	55	7	15	3	1	1	7	23	.418	7	1	3	0	.365	0	2	1	1	9	19	0	1.000
2019	.264	34	11	53	7	14	3	1	1	4	22	.415	3	0	10	0	.304	0	3	0	0	14	23	5	.881
2020	.500	2	0	2	0	1	0	0	0	2	1	.500	0	0	1	0	.500	0	0	0	0	0	0	0	.000
TOTAL	.270	66	27	111	15	30	6	2	2	13	46	.414	10	1	15	0	.336	0	5	1	1	23	42	5	.929

#99 Audrie LaValley

Sophomore | INF | 5-6 | R/L | Choctaw, Okla. (Oklahoma)

Season Highs

Hits 2² vs Furman | Feb. 15, 2020
 RBI 4 vs Nebraska | Feb. 9, 2020
 Runs 2 vs UTEP | Feb. 7, 2020
 Walks 2 vs UTEP | Feb. 7, 2020
 AB 4 vs Furman | Feb. 15, 2020

Career Highs

Hits 2² vs Furman | Feb. 15, 2020
 RBI 4 vs Nebraska | Feb. 9, 2020
 Runs 2 vs UTEP | Feb. 7, 2020
 Walks 2 vs UTEP | Feb. 7, 2020
 AB 4 vs Furman | Feb. 15, 2020

Year	Avg	GP	GS	AB	R	H	2B	3B	HR	RBI	TB	SLG	BB	HBP	SO	GDP	OB	SF	SH	SB	ATT	PO	A	E	FLD
2020	.231	15	11	26	7	6	0	0	2	9	12	.462	3	1	8	0	.333	0	0	2	2	13	12	2	.926
TOTAL	.231	15	11	26	7	6	0	0	2	9	12	.462	3	1	8	0	.333	0	0	2	2	13	12	2	.926

#4 Mary Haff

Junior | RHP | 5–10 | R/R | Winter Haven, Fla. (Lake Region HS)

Season Highs

Innings _____ 6.1 vs Montana | Feb. 22, 2020
 Strikeouts _____ 12 vs UIC | Feb. 15, 2020
 Walks _____ 2 (3x, last) at Albama | March 8, 2020
 Runs Allowed _____ 3 at NM State | Feb. 9, 2020
 No. of Pitches _____ 90 vs UIC | Feb. 15, 2020

Career Highs

Innings _____ 8.0² at Texas A&M | April 28, 2019
 Strikeouts _____ 16 vs Furman | April 13, 2019
 Walks _____ 4 vs Northern Colorado | March 2, 2018
 Runs Allowed _____ 7 (3 ER) at UT Arlington | March 26, 2019
 No. of Pitches _____ 132 vs #20 Mississippi State | March 30, 2018

Year	ERA	W	L	App	GS	CG	SHO	CBO	SV	IP	H	R	ER	BB	SO
2018	1.51	29	7	45	31	19	11	1	2	213.1	118	53	46	44	249
2019	1.88	18	11	41	26	11	7	0	5	160.1	112	63	43	32	180
2020	1.89	4	1	13	6	1	0	1	1	37.0	32	15	10	11	40
TOTAL	1.69	51	19	99	63	31	18	2	8	410.2	262	131	99	87	469

#9 Autumn Storms

Senior | RHP | 5–10 | R/R | Temecula, Calif. (Greak Oak HS)

Season Highs

Innings _____ 7.0 (2x, last) at #9 Alabama | March 6, 2020
 Strikeouts _____ 9 vs Marist | Feb. 22, 2020
 Walks _____ 3 vs #9 Florida State | Feb. 29, 2020
 Runs Allowed _____ 7 (2 ER) at Alabama | March 8, 2020
 No. of Pitches _____ 110 at #9 Alabama | March 6, 2020

Career Highs

Innings _____ 8.1 at #9 Alabama | March 12, 2017
 Strikeouts _____ 13 vs Southeast Missouri | Feb 16, 2019
 Walks _____ 5 at #9 Alabama | March 12, 2017
 Runs Allowed _____ 7 (2x, last) at Alabama | March 8, 2020
 No. of Pitches _____ 159 at #9 Alabama | March 12, 2017

Year	ERA	W	L	App	GS	CG	SHO	CBO	SV	IP	H	R	ER	BB	SO
2017	2.28	16	15	38	33	13	1	3	2	172.0	174	81	56	35	96
2018	2.67	12	10	37	27	6	3	1	2	152.1	161	74	58	33	113
2019	1.63	20	9	43	32	15	4	1	2	201.2	190	96	47	29	172
2020	1.07	10	3	16	11	4	1	2	0	65.2	54	19	10	9	58
TOTAL	2.07	58	37	134	103	38	9	7	6	591.2	578	270	175	106	439

#21 Lauren Graves

Senior | RHP | 5–8 | R/R | White Hall, Ark. (Maryland)

Season Highs

Innings _____
 Strikeouts _____
 Walks _____
 Runs Allowed _____
 No. of Pitches _____

Career Highs

Innings _____ 2.1 vs Kentucky | March 30, 2019
 Strikeouts _____ 4 vs UAPB | April 16, 2019
 Walks _____ 3 at Florida | April 6, 2019
 Runs Allowed _____ 10 vs Kentucky | March 30, 2019
 No. of Pitches _____ 56 vs Kentucky | March 30, 2019

Year	ERA	W	L	App	GS	CG	SHO	CBO	SV	IP	H	R	ER	BB	SO
2019	8.81	-	-	6	0	0	-	-	-	10.1	20	20	13	12	9
2020	-	-	-	-	-	-	-	-	-	-	-	-	-	-	-
TOTAL	8.81	-	-	6	0	0	-	-	-	10.1	20	20	13	12	9

#28 Rylin Hedgecock

Freshman | RHP/OF | 5–9 | R/R | Valdosta, Ga. (Lowndes HS)

Season Highs

Innings _____ 1.0 (2x, last) vs Kent State | March 1, 2020
 Strikeouts _____ 3 vs Nebraska | Feb. 9, 2020
 Walks _____ 1 at Alabama | March 7, 2020
 Runs Allowed _____ 3 at Alabama | March 7, 2020
 No. of Pitches _____ 24 at Alabama | March 7, 2020

Career Highs

Innings _____ 1.0 (2x, last) vs Kent State | March 1, 2020
 Strikeouts _____ 3 vs Nebraska | Feb. 9, 2020
 Walks _____ 1 at Alabama | March 7, 2020
 Runs Allowed _____ 3 at Alabama | March 7, 2020
 No. of Pitches _____ 24 at Alabama | March 7, 2020

Year	ERA	W	L	App	GS	CG	SHO	CBO	SV	IP	H	R	ER	BB	SO
2020	2.62	0	0	3	0	0	0	1	0	2.2	8	4	1	1	4
TOTAL	2.62	0	0	3	0	0	0	1	0	2.2	8	4	1	1	4

#72 Jenna Bloom

Freshman | RHP | 5–10 | R/R | Huntington Beach, Calif. (Edison HS)

Season Highs

Innings _____ 6.1 vs. Kent State | Feb. 28, 2020
 Strikeouts _____ 8 vs. Kent State | Feb. 28, 2020
 Walks _____ 3 (4x, last) at Alabama | March 7, 2020
 Runs Allowed _____ 5 (3x, last) at Alabama | March 7, 2020
 No. of Pitches _____ 114 | vs. Kent State, Feb. 28, 2020

Career Highs

Innings _____ 6.1 vs. Kent State | Feb. 28, 2020
 Strikeouts _____ 8 vs. Kent State | Feb. 28, 2020
 Walks _____ 3 (4x, last) at Alabama | March 7, 2020
 Runs Allowed _____ 5 (3x, last) at Alabama | March 7, 2020
 No. of Pitches _____ 114 | vs. Kent State, Feb. 28, 2020

Year	ERA	W	L	App	GS	CG	SHO	CBO	SV	IP	H	R	ER	BB	SO
2020	3.82	3	2	15	6	0	0	2	3	36.2	31	25	20	19	58
TOTAL	3.82	3	2	15	6	0	0	2	3	36.2	31	25	20	19	58





1 RYAN JACKSON
SR | OF | 5-6 | R/R
Chino Hills, Calif.




2 VALERIE VENTURA
R-FR | INF | 5-6 | R/R
Oxnard, Calif.



3 LARISSA CESENA
R-FR | INF | 5-7 | L/R
Riverside, Calif.



4 MARY HAFF
JR | RHP | 5-10 | R/R
Winter Haven, Fla.



7 SYDNEY PARR
SR | OF | 5-7 | L/R
North Little Rock, Ark.



9 AUTUMN STORMS
SR | RHP | 5-10 | R/R
Temecula, Calif.



11 TAYLOR GREENE
SO | C | 5-2 | R/R
Milton, Ga.



13 KAYLA GREEN
JR | C | 5-9 | R/R
Temecula, Calif.



16 KEELY HUFFINE
SR | INF | 5-6 | R/R
Harrisburg, Ark.



21 LAUREN GRAVES
SR | RHP | 5-8 | R/R
White Hall, Ark.



22 LINNIE MALKIN
JR | INF | 5-11 | R/R
Broomfield, Colo.



23 HANNAH MCEWEN
JR | OF | 5-7 | L/R
San Diego, Calif.




24 NICOLE DUNCAN
JR | INF/C | 5-7 | R/R
Centralia, Mo.



25 BRAXTON BURNSIDE
JR | INF | 5-6 | R/R
Paragould, Ark.



27 PALOMA USQUIANO
FR | INF | 5-5 | R/R
Downey, Calif.



28 RYLIN HEDGECOCK
FR | RHP/INF | 5-9 | R/R
Valdosta, Ga.



41 DANIELLE GIBSON
JR | INF | 6-0 | L/R
Murrieta, Calif.



42 SAM TORRES
SO | OF | 5-2 | L/L
Temecula, Calif.




66 ALY MANZO
SR | INF | 5-7 | L/R
Roseville, Calif.



72 JENNA BLOOM
FR | RHP | 5-10 | R/R
Huntington Beach, Calif.



99 AUDRIE LAVALLEY
SO | INF | 5-6 | R/L
Choctaw, Okla.



COURTNEY DEIFEL
HEAD COACH
Fifth Season
California '03



YOLANDA MCRAE
ASST. COACH
Fifth Season
Georgia '04



MATT MEUCHEL
ASST. COACH
Fourth Season
Arizona State '00



ANNIE SMITH
VOLUNTEER COACH
First Season
Grinnell College '95



PAIGE WILLIAMS
DIR. OF OPERATIONS
Fifth Season
North Carolina '13



NICOLE DEWEITT
GRAD. MANAGER
Second Season
Florida '18



TAYLOR MCQUILLIN
GRAD. ASST.
First Season
Arizona '19

Student Managers Not Pictured | Parker Staggs, Baylee Andrews, Cate Decker, Rachel Longmate