ARKANSAS

WOMEN'S BASKETBALL

2020 RECORD BOOK

2019-20 SCHEDULE

Date	Opponent	Time	TV
Oct. 24	Pittsburg State (Exh.)	7 p.m.	
Oct. 30	Oklahoma City Univ. (Exh.)	7 p.m.	
Nov. 8	New Orleans (Elem. Day)	10:30 a.m.	SECN+
Nov. 11	McNeese State	7 p.m.	SECN+
Nov. 14	Oral Roberts	7 p.m.	SECN+
Nov. 17	Stony Brook	1 p.m.	
Nov. 20	Belmont	7 p.m.	SECN+
Nov. 24	at California	4 p.m.	
Nov. 29	Fordham!	3 p.m.	
Nov. 30	Wisconsin!	6 p.m.	
Dec. 7	Kansas State#	2 p.m.	SECN+
Dec. 11	Tulsa	6 p.m.	SECN
Dec. 15	Northwestern State	2 p.m.	SECN+
Dec. 21	Little Rock&	1 p.m.	
Dec. 29	UT Martin	2 p.m.	SECN+
Jan. 2	Texas A&M*	8 p.m.	SECN+
Jan. 5	at Auburn*	1 p.m.	SECN
Jan. 9	at South Carolina*	6 p.m.	SECN+
Jan. 12	Missouri*	2 p.m.	SECN
Jan. 19	at Vanderbilt*	5 p.m.	SECN
Jan. 23	Georgia*	6 p.m.	SECN
Jan. 26	Florida* (We Back Pat)	2 p.m.	SECN+
Jan. 30	at Alabama*	7 p.m.	SECN+
Feb. 2	at Missouri*	4 p.m.	SECN
Feb. 6	South Carolina*	7:30 p.m.	SECN
Feb. 9	Kentucky* (Play4Kay)	3 p.m.	ESPN2
Feb. 16	at Ole Miss*	2 p.m.	SECN
Feb. 20	Tennessee*	6 p.m.	SECN
Feb. 23	at Florida*	3 p.m.	SECN
Feb. 27	at Mississippi State*	8 p.m.	SECN
March 1	LSU*	1 p.m.	SECN+

!–Bahamas Hoopfest
#–Big 12/SEC Challenge | & – Neutral Site at Simmons Bank Arena
*–SEC Contest
All Times CT

TABLE OF CONTENTS

TABLE OF CONTENTS

Schedule 1
2018–19 Roster 3–4
Preseason Notebook 5
Returner Stats 6–14
Mike Neighbors 15

REVIEW

2018–19 Notes 16–17
2018–19 Overall/SEC Stats 18
2018–19 Miscellaneous Stats 19–23
2018–19 Box Scores 24–33
Double–Doubles 34

RECORDS AND STATS

Individual Records 36–37
1,000–Point Scorers 38–41
Team Superlatives, OT & Streaks 42
Annual Team Stats 43
Yearly Leaders 44–47
Career Records 48–50
Season Records 51–53
Individual Game Records 54–55
Team Game Records 56–58
Team Game Top 10 59
Team Season Records 60–61
Team Season Top 10 62–63
Team Quarter Summary 64
Class Records 65
Bud Walton Arena Records 66–67
Barnhill Arena 68
Coaching Records 69–71

RAZORBACK HISTORY

Notes 73–77
30 Greatest Games 78–80
Exhibition Game History 81
SEC Tournament Records 82–83
NCAA Tournament History 84–105
WNIT Tournament History 106–121
All–Time Rosters 122–133
Year By Year Results 134–147
All Time Series Records 148–161
Schedule Notes 162
Elementary Day 163–164
Pink Games 165–166
SEC/Big 12 Challenge 167
SEC Opening Game Notes 168
SEC Standings 169–170
SWC Standings 171
Top Wins 172
Series History versus Conferences 173
By The Numbers 174
Letterwinners 175
By Hometowns 176–177
Team Captains 178

HONORS AND AWARDS

All–Americans 180
All–SEC Honors 181–183
All–SWC Honors 184
Other Honors 185
All–Tournament Teams 186
In The Pros 187–188
In The Classroom 188–190
In the Polls 190
Halls of Honor/Fame 192–209

The guitar room at Coach Mike Neighbors' home.

REVIEW 16 | **35 RECORDS** | **HISTORY 72**

GENERAL INFORMATION

Location ..... Fayetteville, Arkansas
Founded ..... March 31, 1871
Enrollment 27,558
Nickname ..... Razorbacks
Colors ..... Cardinal and White
Home Arena (capacity) ..... Bud Walton Arena (19,200)
Bud Walton Arena Press Row 479–575–6622
Affiliation / Conference ..... NCAA/ Division I / SEC
President (Arkansas System) ..... Dr. Donald R. Bobbitt
Chancellor ..... Dr. Joseph E. Steinmetz
Vice Chancellor and Director of Athletics ..... Hunter Yurachek
Senior Associate AD / SWA ..... Derita Radcliffe
Ticket Office Phone 1–800–982–HOGS (4647)

COACHING STAFF

Head Coach ..... Mike Neighbors (Arkansas, 1993; 3rd Season)
Record at Arkansas/Career ..... 35–32 (2)/133–74 (6)
Associate Head Coach .... Todd Schaefer (Thomas More College, 1995; 3rd Season)
Assistant Coach ..... Pauline Love (Southern Miss, 2010; 3rd Season)
Assistant Coach ..... Chantel Osahor (Washington, 2017; 1st Season)
Director of Operations ..... Amber Shirey (Arkansas, 1992; 27th Seasons)
Director of Student–Athlete Devel. .... C'eira Rickett (Arkansas, 2015, 3rd Season)
Director of Video & Scouting ..... Jeff Brazil (Arkansas, 2010; 13th Season)

TEAM HISTORY

First Year of Basketball 1976–77
All–Time Record ..... 777–500 (.608)
All–Time Home Record ..... 429–148 (42 seasons)
All–Time Record at Bud Walton Arena ..... 270–117 (25 seasons)
NCAA Appearances / Last .... 11 / 2015 / L, 44–75, NCAA Waco Region, Second Round
WNIT Appearances / Last ..... 12 / 2019 / TCU, L,78–82, WNIT Semifinal
Last NCAA Opponent ..... #5 Baylor

TEAM INFORMATION

2018–19 Overall Record ..... 22–15 (H: 11–7 | A: 7–6 | N: 4–2)
2018–19 SEC Record / Finish ..... 6–10 (H: 3–5 | A: 3–5) / 10th
Starters Returning / Lost 4/1
Letterwinners Returning 10
Newcomers ..... Six

SOCIAL MEDIA INFORMATION

Facebook ..... Facebook.com/RazorbackWBB
Twitter and Instagram ..... @RazorbackWBB
YouTube ..... Youtube.com/ArkRazorbacks

COMMUNICATIONS OFFICE

Associate Director / WBB Contact ..... Mario Bravante
Cell Phone 559–967–2614
E–Mail ..... bravante@uark.edu
Athletics Website ..... www.ArkansasRazorbacks.com

RADIO INFORMATION

Radio Station ..... Razorback Sports Network
Radio Contact Person ..... David Shoemaker (RSP)/479–575–7641
Play–by–Play Announcer ..... Phil Elson (501–231–1000)
Color Analyst ..... Erin Gatling (Home Games Only)

2019-20 @RAZORBACKWBB

A'Tyanna Gaulden
RJr | 5-7 | G
Ocilla, Georgia

Marquesha Davis
Fr | 6-0 | G
Springdale, Arkansas

Alexis Tolefree
Sr | 5-8 | G
Conway, Arkansas

Erynn Barnum
RFr | 6-2 | F
Little Rock, Arkansas

Kiara Williams
Sr | 6-1 | F/C
Little Rock, Arkansas

Grayce Spangler
Jr | 5-11 | G
Fayetteville, Arkansas

Jailyn Mason
Sr | 5-9 | G
Mason, Ohio

Avery Hughes
Fr | 5-7 | G
Bentonville, Arkansas

Amber Ramirez
RJr | 5-9 | G
San Antonio, Texas

Taylah Thomas
Jr | 6-1 | F
Arlington, Texas

Destinee Oberg
Fr | 6-3 | C
Burnsville, Minnesota

Macy Weaver
Jr | 6-3 | F
Davis Junction, Illinois

Chelsea Dungee
RJr | 5-11 | G
Sapulpa, Oklahoma

Ginger Reece
Fr | 5-11 | F
Lawton, Oklahoma

Makayla Daniels
Fr | 5-8 | G
Frederick, Maryland

Rokia Doumbia
So | 5-7 | G
Mali, Africa

Mike Neighbors
Head Coach
Third Season

Todd Schaefer
Associate Head Coach
Third Season

Pauline Love
Assistant Coach
Third Season

Chantel Osahor
Assistant Coach
First Season

Amber Shirey
Director of Operations

C'eira Ricketts
Director of SA Development

Jeff Brazil
Director of Video and Scouting

Natalie Trotter
Athletic Trainer



Heather Corral
Graduate Assistant

2019-20 @RAZORBACKWBB

NUMERICAL

NO.	NAME	POS	HT	CL	HOMETOWN/PREVIOUS SCHOOL	TWITTER
0	A'Tyanna Gaulden	G	5-7	RJr	Ocilla, Ga./Americus Sumter HS/Florida State	@AtyannaGaulden
1	Marquesha Davis	F	6-0	Fr	Springdale, Ark./Springdale HS	@MarqueshaDavis
2	Alexis Tolefree	G	5-8	Sr	Conway, Ark./Conway HS/Jones County JC	@a2smooth_
4	Erynn Barnum	F	6-2	RFr	Little Rock, Ark./LR Central HS	@erynnbee
10	Kiara Williams	F/C	6-1	Sr	Little Rock, Ark./LR Central HS	@kiara_will22
13	Grayce Spangler	G	5-11	Jr	Fayetteville, Ark./Fayetteville HS	@grayce_1313
14	Jailyn Mason	G	5-9	Sr	Mason, Ohio/William Mason HS	@jaimason14
22	Avery Hughes	G	5-7	Fr	Bentonville, Ark./Bentonville HS	@averyhughes00
23	Amber Ramirez	G	5-9	RJr	San Antonio, Texas/Wagner HS/TCU	@yungram_
24	Taylah Thomas	F	6-1	Jr	Arlington, Texas/Mansfield Timberview HS	@hailtaylahh
25	Destinee Oberg	C	6-3	Fr	Burnsville, Minn./Academy of Holy Angels	@Destineeoberg
30	Macy Weaver	F	6-3	Jr	Davis Junction, Ill./Stillman Valley HS	@macyweaver528
33	Chelsea Dungee	G	5-11	RJr	Sapulpa, Okla./Sapulpa HS/Oklahoma	@ChelseaDungee22
35	Ginger Reece	F	5-10	Fr	Lawton, Okla./Eisenhower HS	@ReeceGinger35
43	Makayla Daniels	G	5-8	Fr	Frederick, M.D./Frederick HS	@MakaylaDaniels5
52	Rokia Doumbia	G	5-9	So	Bradenton, Fla./IMG Academy/Mali, Africa	@23RokiaDoumbia

COACHING STAFF

Title	Name	Year	Alma Mater
Head Coach	Mike Neighbors	3rd Season	Arkansas, 1993
Associate Head Coach	Todd Schaefer	3rd Season	Thomas More College, 1995
Assistant Coach	Pauline Love	3rd Season	Southern Miss, 2010
Assistant Coach	Chantel Osahor	1st Season	Washington, 2017
Director of Operations	Amber Shirey	32nd Season	Arkansas, 1992
Director of Video and Scouting	Jeff Brazil	13th Season	Arkansas, 2010
Dir. of Student-Athlete Devel.	C'eira Ricketts	3rd Season	Arkansas, 2015

ELIGIBILITY

Seniors (3)
Alexis Tolefree
Jailyn Mason
Kiara Williams

Juniors (6)
Chelsea Dungee
A'Tyanna Gaulden
Grayce Spangler
Amber Ramierz
Taylah Thomas
Macy Weaver

Sophomores (1)
Rokia Doumbia

Freshmen (6)
Erynn Barnum
Makayla Daniels
Marquesha Davis
Avery Hughes
Destinee Oberg
Ginger Reece

ALPHABETICAL

NO.	NAME	POS	HT	CL	HOMETOWN/PREVIOUS SCHOOL
4	Erynn Barnum	F	6-2	RFr	Little Rock, Ark./LR Central HS
43	Makayla Daniels	G	5-8	Fr	Frederick, M.D./Frederick HS
1	Marquesha Davis	F	6-0	Fr	Springdale, Ark./Springdale HS
52	Rokia Doumbia	G	5-9	So	Mali, Africa/IMG Academy
33	Chelsea Dungee	G	5-11	RJr	Sapulpa, Okla./Sapulpa HS/Oklahoma
0	A'Tyanna Gaulden	G	5-7	RJr	Ocilla, Ga./Americus Sumter HS/Florida State
22	Avery Hughes	G	5-7	Fr	Bentonville, Ark./Bentonville HS
14	Jailyn Mason	G	5-9	Sr	Mason, Ohio/William Mason HS
25	Destinee Oberg	C	6-3	Fr	Burnsville, Minn./Academy of Holy Angles
23	Amber Ramirez	G	5-9	RJr	San Antonio, Texas/Wagner HS/TCU
35	Ginger Reece	F	5-10	Fr	Lawton, Okla./Eisenhower HS
13	Grayce Spangler	G	5-11	Jr	Fayetteville, Ark./Fayetteville HS
24	Taylah Thomas	F	6-1	Jr	Arlington, Texas/Mansfield Timberview
2	Alexis Tolefree	G	5-8	Sr	Conway, Ark./Conway HS/Jones County JC
30	Macy Weaver	F	6-3	Jr	Davis Junction, Ill./Stillman Valley HS
10	Kiara Williams	F/C	6-1	Sr	Little Rock, Ark./Little Rock Central HS

BY STATE

ARKANSAS
Erynn Barnum — Little Rock
Marquesha Davis — Springdale
Avery Hughes — Bentonville
Grayce Spangler — Fayetteville
Alexis Tolefree — Conway
Kiara Williams — Little Rock

GEORGIA
A'Tyanna Gaulden — Ocilla

ILLINOIS
Macy Weaver — Davis Junction

MARYLAND
Makayla Daniels — Frederick

MINNESOTA
Destinee Oberg — Burnsville

OHIO
Jailyn Mason — Mason

OKLAHOMA
Chelsea Dungee — Sapulpa
Ginger Reece — Lawton

TEXAS
Amber Ramirez — San Antonio
Taylah Thomas — Arlington

AFRICA
Rokia Doumbia — Mali

FA-NETIK PRONUNCIATIONS

0	A'Tyanna	AH-tee-ah-nuh
1	Marquesha	Mar-QWEE-Shuh
10	Kiara	KEY-ARE-uh
13	Grayce	GRACE
14	Jailyn	JAY-lyn
23	Rokia Doumbia	ro-KEY-uh DOOM-bee-uh
24	Taylah	TAI-lah

PRESEASON NOTEBOOK

ARKANSAS STORYLINES

CHELSEA DUNGEE: THE RETURNING RECORD BREAKER

» Chelsea Dungee rewrote the Arkansas Record Book in her first season with the program, as the super-sophomore served as the offensive fulcrum for Coach Neighbors.
» Dungee shattered the single-season scoring record at Arkansas, as her 759 total point total was 67 points higher than that of Shelly Wallace, who held that record for 30 years.
» Dungee scored roughly 30 percent of her points last season at the free throw line, as her 229 free throws was second in the nation, first in the SEC, and 97 more than the next closest Razorback in the record book.
» Dungee's 1227 total minutes played during the 2018-19 season was the most ever played by a Razorback in program history. She also started 37 games, tied for the most ever.
» Dungee also holds several single-game records, including total points in an SEC game (41, Auburn, 2/10), points in a half (32, Auburn, 2/10), points in a quarter (17, Auburn, 2/10), free throws made & attempted in a half (17-19, Auburn, 2/10) and free throws made & attempted in a quarter (9-10, Auburn, 2/10)

MOMENTUM AFTER MEMORABLE FININSH

» Arkansas comes into 2019-2020 with some momentum following a historic run through the SEC Tournament and a solid showing in the 2019 WNIT.
» In the SEC Tournament, Arkansas became the highest seed (10) to ever reach the tournament final.
» After beating Georgia in round one, Arkansas upset then-No. 12 South Carolina, dropping 95 points on the Gamecocks in the victory.
» In what became one of the greatest comebacks in program history, Arkansas used a 17-0 second-half run to beat No. 15 Texas A&M in the semifinal.
» After falling to No. 5 Mississippi State in the tournament final, Arkansas would narrowly miss the NCAA Tournament. They would, however, parlay their SEC Tournament success into a WNIT birth, and would host three games in Fayetteville.
» Arkansas would beat Houston in OT and destroy UAB before narrowly losing to TCU in the third round.

A LOT COMIN' BACK

» Arkansas returns several key pieces to its lineup, including starters Jailyn Mason, Kiara Williams and Alexis Tolefree.
» Though replacing guard Malica Monk and her scoring will be tough, Coach Neighbors has several options to help to fill the void, starting with former five-star recruit Amber Ramirez, who sat out all of last season following her transfer from TCU.
» Neighbors will have lots of depth to work with in his third season on the Hill, as returning veterans like A'Tyanna Gaulden, Taylah Thomas, Rokia Doumbia and Grayce Spangler will help give the bench a lift.

FAB FRESHMEN FIVE

» Neighbors and his staff also brought in a highly-touted recruiting class to help shore up the team's depth.
» Makayla Daniels and Marquesha Davis, two four-star guards, will give Neighbors options in the backcourt. Daniels, a scoring guard that can also pass it, and Davis, a guard with size and the ability to get to the rack, will give the Hogs versatility at the guard position. Avery Hughes will also bring depth off the bench.
» Ginger Reece, a versatile forward, will help shore up the team's frontcourt. Destinee Oberg, a big with passing and shooting that partially modeled her game after new assistant coach Chantel Osahor, will give the Razorbacks size they simply haven't had during the Neighbors era.

SCHEDULE

» Eight SEC teams reached the postseason, with seven in the NCAA Tournament and one, Arkansas, in the WNIT.
» Five of Arkansas non-conference opponents qualified for the NCAA Tournament: Belmont, Cal, Fordham, Kansas State and Little Rock.
» The Razorback faithful will have plenty of opportunities to see their Hogs play in person, as Arkansas will play eight of its 13 non-conference games in Bud Walton Arena.

WHAT'S GONE

» Arkansas lost five players from last year's team: Malica Monk, Bailey Zimmerman, Raven Northcross-Baker, Sydney Stout and Keiryn Swenson.

WHAT WE FACE IN THE SEC

» Mississippi State was once again a national power, as they advanced to the Elite 8 in 2019. South Carolina and Texas A&M made it to the Sweet 16, Missouri and Kentucky advanced to the Round of 32, while Tennessee and Auburn both made the Tournament, but were both eliminated in the Round of 64.
» Seven of the top-15 scorers in the SEC (all games) return this season including both of the top two in Chennedy Carter from Texas A&M. and Dungee.

RECRUITING HARD AT HOME

» Six of the 15 student-athletes on Arkansas' roster this year are from the Natural State.
» The in-state cities represented include Springdale, Fayetteville, Bentonville, Conway and Little Rock.

A'TYANNA GAULDEN

@RazorbackWBB STATISTICS
AR Individual Game-by-Game (as of Apr 01, 2019)
All games

#00 GAULDEN, A'Tyanna

				Total		3-Pointers		Free throws		Rebounds											
Opponent	Date	gs	min	fg-fga	pct	3fg-fga	pct	ft-fta	pct	off	def	tot	avg	pf	a	t/o	blk	stl	pts	avg
NORTHWESTERN STATE	11/09/18		17	6-7	.857	0-0	.000	4-7	.571	0	2	2	2.0	0	3	4	0	2	16	16.0
at UT Arlington	11/14/18		11	1-3	.333	0-0	.000	0-0	.000	0	3	3	2.5	1	1	3	0	0	2	9.0
NO. 22 ARIZONA STATE	11/18/18		13	2-5	.400	0-0	.000	5-6	.833	0	0	0	1.7	0	0	1	0	1	9	9.0
vs Tennessee State	11/23/18		19	3-9	.333	0-0	.000	3-4	.750	0	2	2	1.8	3	3	0	0	1	9	9.0
vs Pittsburgh	11/24/18		11	1-6	.167	0-1	.000	0-0	.000	1	1	2	1.8	0	3	0	0	1	2	7.6
vs Wisconsin	11/25/18		17	0-3	.000	0-0	.000	1-2	.500	0	0	0	1.5	1	4	1	0	1	1	6.5
ORAL ROBERTS	11/28/18		7	1-2	.500	0-0	.000	0-0	.000	0	1	1	1.4	0	1	2	0	0	2	5.9
at No. 22/23 Iowa State	12/02/18		16	1-3	.333	0-0	.000	2-2	1.000	0	2	2	1.5	2	3	2	1	1	4	5.6
TENNESSEE TECH	12/04/18		24	6-16	.375	0-0	.000	0-0	.000	3	2	5	1.9	1	3	1	0	0	12	6.3
at Abilene Christian	12/08/18		14	2-5	.400	0-0	.000	3-3	1.000	0	1	1	1.8	3	4	1	0	0	7	6.4
PRAIRIE VIEW A&M	12/16/18		18	2-6	.333	0-0	.000	2-2	1.000	1	3	4	2.0	2	3	1	0	0	6	6.4
NEBRASKA	12/18/18		9	0-0	.000	0-0	.000	0-0	.000	0	0	0	1.8	0	3	3	0	0	0	5.8
at Tulsa	12/20/18		10	2-2	1.000	0-0	.000	0-0	.000	1	1	2	1.8	1	1	1	1	0	4	5.7
JACKSON STATE	12/30/18		11	1-3	.333	0-0	.000	0-0	.000	0	0	0	1.7	1	4	2	0	0	2	5.4
MISSISSIPPI STATE	01/03/19		16	3-9	.333	0-0	.000	0-0	.000	0	0	0	1.6	0	4	0	0	1	6	5.5
at Ole Miss	01/06/19		13	2-4	.500	0-0	.000	0-0	.000	0	1	1	1.6	1	4	1	0	0	4	5.4
at Mizzou	01/10/19		12	1-7	.143	0-2	.000	0-0	.000	0	1	1	1.5	1	2	0	0	0	2	5.2
VANDERBILT	01/13/19		9	1-5	.200	0-0	.000	2-2	1.000	1	0	1	1.5	1	2	0	0	1	4	5.1
at Tennessee	01/21/19		dnp	-	-	-	-	-	-	-	-	-	-	-	-	-	-	-	-	-
ALABAMA	01/24/19		dnp	-	-	-	-	-	-	-	-	-	-	-	-	-	-	-	-	-
at Florida	01/27/19		dnp	-	-	-	-	-	-	-	-	-	-	-	-	-	-	-	-	-
GEORGIA	01/31/19		dnp	-	-	-	-	-	-	-	-	-	-	-	-	-	-	-	-	-
SOUTH CAROLINA	02/03/19		dnp	-	-	-	-	-	-	-	-	-	-	-	-	-	-	-	-	-
at LSU	02/07/19		dnp	-	-	-	-	-	-	-	-	-	-	-	-	-	-	-	-	-
AU	02/10/19		dnp	-	-	-	-	-	-	-	-	-	-	-	-	-	-	-	-	-
at No. 17 Kentucky	02/17/19		3	0-1	.000	0-0	.000	0-0	.000	1	0	1	1.5	0	0	0	0	1	0	4.8
at Georgia	02/21/19		16	6-7	.857	0-0	.000	0-0	.000	0	2	2	1.5	0	3	4	0	0	12	5.2
OLE MISS	02/24/19		19	4-7	.571	1-2	.500	3-4	.750	0	1	1	1.5	2	2	1	0	0	12	5.5
MISSOURI	02/28/19		8	1-5	.200	0-1	.000	0-0	.000	0	0	0	1.4	1	1	0	0	1	2	5.4
at Texas A&M	03/03/19		12	3-5	.600	1-1	1.000	0-0	.000	1	1	2	1.4	2	2	3	0	2	7	5.4
vs Georgia	03/07/19		12	0-3	.000	0-0	.000	2-2	1.000	0	0	0	1.4	0	4	0	0	0	2	5.3
vs South Carolina	03/08/19		14	2-6	.333	0-1	.000	1-2	.500	0	1	1	1.4	0	2	1	0	0	5	5.3
vs Texas A&M	03/09/19		16	3-5	.600	0-0	.000	0-0	.000	1	1	2	1.4	1	3	2	0	1	6	5.3
vs Mississippi State	03/10/19		14	1-6	.167	0-1	.000	0-0	.000	0	0	0	1.3	1	4	3	0	0	2	5.2
HOUSTON	03/21/19		6	0-0	.000	0-0	.000	0-0	.000	0	0	0	1.3	1	1	5	0	1	0	5.0
UAB	03/24/19		19	3-7	.429	0-1	.000	1-1	1.000	1	2	3	1.3	0	4	3	0	0	7	5.1
TCU	03/28/19		5	1-4	.250	0-0	.000	0-0	.000	1	0	1	1.3	2	1	1	0	0	2	5.0
Totals		0	391	59-151	.391	2-10	.200	29-37	.784	12	28	40	1.3	28	75	46	2	15	149	5.0

Games played: 30
Minutes/game: 13.0
Points/game: 5.0
FG Pct: 39.1
3FG Pct: 20.0
FT Pct: 78.4

Rebounds/game: 1.3
Assists/game: 2.5
Turnovers/game: 1.5
Assist/turnover ratio: 1.6
Steals/game: 0.5
Blocks/game: 0.1

CAREER STATS

			Total		3-Point		F-Throws		Rebounds										Scoring	
Season	gp-gs	min/avg	fg-fga	pct	fg-fga	pct	ft-fta	pct	off	def	tot	avg	pf	fo	ast	to	blk	stl	pts	avg
2018-19	30-0	391/13.0	59-151	.391	2-10	.200	29-37	.784	12	28	40	1.3	28	0	75	46	2	15	149	5.0
TOTAL	30-0	391/13.0	59-151	.391	2-10	.200	29-37	.784	12	28	40	1.3	28	0	75	46	2	15	149	5.0

ALEXIS TOLEFREE

@RazorbackWBB STATISTICS
AR Individual Game-by-Game (as of Apr 01, 2019)
All games

#02 TOLEFREE, Alexis

				Total		3-Pointers		Free throws		Rebounds											
Opponent	Date	gs	min	fg-fga	pct	3fg-fga	pct	ft-fta	pct	off	def	tot	avg	pf	a	t/o	blk	stl	pts	avg
NORTHWESTERN STATE	11/09/18	*	21	5-11	.455	5-10	.500	4-6	.667	0	3	3	3.0	0	0	3	0	2	19	19.0
at UT Arlington	11/14/18	*	36	6-19	.316	3-9	.333	3-3	1.000	1	3	4	3.5	0	0	1	1	3	18	18.5
NO. 22 ARIZONA STATE	11/18/18	*	33	8-20	.400	3-9	.333	3-4	.750	0	3	3	3.3	4	2	4	0	1	22	19.7
vs Tennessee State	11/23/18	*	27	4-12	.333	3-8	.375	3-4	.750	1	2	3	3.3	2	2	3	0	1	14	18.3
vs Pittsburgh	11/24/18	*	32	4-23	.174	3-16	.188	1-2	.500	2	4	6	3.8	3	5	2	0	4	12	17.0
vs Wisconsin	11/25/18	*	17	2-9	.222	1-6	.167	0-0	.000	2	0	2	3.5	0	1	1	0	0	5	15.0
ORAL ROBERTS	11/28/18	*	26	1-8	.125	0-6	.000	2-2	1.000	0	5	5	3.7	1	1	2	2	2	4	13.4
at No. 22/23 Iowa State	12/02/18		26	4-12	.333	1-5	.200	1-2	.500	1	4	5	3.9	2	2	1	0	0	10	13.0
TENNESSEE TECH	12/04/18	*	20	2-11	.182	1-8	.125	0-0	.000	0	2	2	3.7	0	0	1	0	2	5	12.1
at Abilene Christian	12/08/18	*	29	8-16	.500	5-12	.417	0-1	.000	1	0	1	3.4	2	3	1	1	5	21	13.0
PRAIRIE VIEW A&M	12/16/18	*	19	3-10	.300	1-6	.167	0-0	.000	1	3	4	3.5	0	2	1	1	1	7	12.5
NEBRASKA	12/18/18	*	25	3-11	.273	3-11	.273	4-4	1.000	0	6	6	3.7	3	2	1	1	0	13	12.5
at Tulsa	12/20/18	*	26	3-8	.375	0-5	.000	0-0	.000	0	4	4	3.7	1	1	1	1	3	6	12.0
JACKSON STATE	12/30/18	*	23	6-12	.500	5-10	.500	0-0	.000	0	1	1	3.5	0	1	1	0	3	17	12.4
MISSISSIPPI STATE	01/03/19	*	36	4-13	.308	2-8	.250	1-2	.500	0	1	1	3.3	2	0	2	0	3	11	12.3
at Ole Miss	01/06/19	*	20	2-10	.200	0-6	.000	0-0	.000	0	5	5	3.4	2	1	1	0	0	4	11.8
at Mizzou	01/10/19	*	25	2-9	.222	2-7	.286	0-0	.000	1	2	3	3.4	0	0	1	0	0	6	11.4
VANDERBILT	01/13/19	*	14	3-6	.500	3-5	.600	0-0	.000	0	2	2	3.3	4	1	0	0	1	9	11.3
at Tennessee	01/21/19	*	19	5-17	.294	4-12	.333	2-2	1.000	1	2	3	3.3	2	1	1	0	1	16	11.5
ALABAMA	01/24/19	*	26	4-8	.500	4-7	.571	1-2	.500	0	1	1	3.2	1	0	0	0	2	13	11.6
at Florida	01/27/19	*	16	0-4	.000	0-3	.000	2-2	1.000	1	4	5	3.3	1	1	2	0	1	2	11.1
GEORGIA	01/31/19	*	13	2-6	.333	1-4	.250	0-0	.000	0	1	1	3.2	2	1	3	0	0	5	10.9
SOUTH CAROLINA	02/03/19	*	19	1-7	.143	0-4	.000	0-0	.000	0	0	0	3.0	1	0	1	0	2	2	10.5
at LSU	02/07/19	*	16	0-7	.000	0-3	.000	0-0	.000	0	0	0	2.9	3	0	0	0	1	0	10.0
AU	02/10/19	*	14	0-4	.000	0-4	.000	1-2	.500	0	1	1	2.8	0	0	0	0	0	1	9.7
at No. 17 Kentucky	02/17/19	*	16	0-3	.000	0-3	.000	0-0	.000	0	2	2	2.8	1	0	1	0	0	0	9.3
at Georgia	02/21/19	*	27	7-14	.500	3-8	.375	0-1	.000	2	2	4	2.9	4	1	0	0	0	17	9.6
OLE MISS	02/24/19	*	23	3-8	.375	1-5	.200	3-3	1.000	0	4	4	2.9	0	2	2	3	2	10	9.6
MISSOURI	02/28/19	*	31	4-9	.444	4-9	.444	2-2	1.000	0	2	2	2.9	3	0	0	0	1	14	9.8
at Texas A&M	03/03/19	*	29	3-14	.214	3-13	.231	0-0	.000	0	6	6	3.0	1	0	2	0	1	9	9.7
vs Georgia	03/07/19	*	36	5-9	.556	2-5	.400	1-1	1.000	1	4	5	3.0	3	1	2	0	1	13	9.8
vs South Carolina	03/08/19	*	33	5-10	.500	4-9	.444	4-4	1.000	0	2	2	3.0	1	0	0	2	1	18	10.1
vs Texas A&M	03/09/19	*	23	4-12	.333	2-7	.286	1-2	.500	0	4	4	3.0	4	1	2	1	3	11	10.1
vs Mississippi State	03/10/19	*	22	3-13	.231	2-9	.222	2-2	1.000	0	2	2	3.0	3	0	2	0	2	10	10.1
HOUSTON	03/21/19	*	25	1-7	.143	0-5	.000	6-7	.857	0	1	1	2.9	2	1	1	0	1	8	10.1
UAB	03/24/19	*	23	6-8	.750	5-6	.833	0-0	.000	0	8	8	3.1	1	3	0	0	0	17	10.3
TCU	03/28/19	*	25	3-10	.300	1-5	.200	2-3	.667	0	5	5	3.1	2	1	3	0	2	9	10.2
Totals		36	891	126-390	.323	77-268	.287	49-63	.778	15	101	116	3.1	61	37	49	13	52	378	10.2

Games played: 37
Minutes/game: 24.1
Points/game: 10.2
FG Pct: 32.3
3FG Pct: 28.7
FT Pct: 77.8

Rebounds/game: 3.1
Assists/game: 1.0
Turnovers/game: 1.3
Assist/turnover ratio: 0.8
Steals/game: 1.4
Blocks/game: 0.4

CAREER STATS

			Total		3-Point		F-Throws		Rebounds										Scoring	
Season	gp-gs	min/avg	fg-fga	pct	fg-fga	pct	ft-fta	pct	off	def	tot	avg	pf	fo	ast	to	blk	stl	pts	avg
2018-19	37-36	891/24.1	126-390	.323	77-268	.287	49-63	.778	15	101	116	3.1	61	0	37	49	13	52	378	10.2
TOTAL	37-36	891/24.1	126-390	.323	77-268	.287	49-63	.778	15	101	116	3.1	61	0	37	49	13	52	378	10.2

KIARA WILLIAMS

@RazorbackWBB STATISTICS
AR Individual Game-by-Game (as of Apr 01, 2019)
All games

#10 WILLIAMS, Kiara

Opponent	Date	gs	min	Total fg-fga	pct	3-Pointers 3fg-fga	pct	Free throws ft-fta	pct	Rebounds off	def	tot	avg	pf	a	t/o	blk	stl	pts	avg
NORTHWESTERN STATE	11/09/18	*	19	5-7	.714	0-0	.000	0-0	.000	5	4	9	9.0	1	1	2	1	1	10	10.0
at UT Arlington	11/14/18	*	18	2-4	.500	0-0	.000	0-1	.000	2	4	6	7.5	3	0	2	1	0	4	7.0
NO. 22 ARIZONA STATE	11/18/18	*	25	4-6	.667	0-0	.000	0-0	.000	4	5	9	8.0	1	2	1	0	3	8	7.3
vs Tennessee State	11/23/18	*	20	2-4	.500	0-0	.000	2-2	1.000	3	8	11	8.8	3	2	1	1	2	6	7.0
vs Pittsburgh	11/24/18	*	21	2-4	.500	0-0	.000	1-3	.333	2	2	4	7.8	1	0	0	0	0	5	6.6
vs Wisconsin	11/25/18	*	23	5-10	.500	0-0	.000	3-5	.600	6	2	8	7.8	4	0	1	0	3	13	7.7
ORAL ROBERTS	11/28/18	*	20	2-3	.667	0-0	.000	2-2	1.000	5	6	11	8.3	4	0	0	3	0	6	7.4
at No. 22/23 Iowa State	12/02/18	*	23	1-3	.333	0-0	.000	2-2	1.000	2	4	6	8.0	2	1	0	1	2	4	7.0
TENNESSEE TECH	12/04/18	*	16	3-4	.750	0-0	.000	0-0	.000	1	8	9	8.1	0	0	0	5	1	6	6.9
at Abilene Christian	12/08/18	*	21	4-6	.667	0-0	.000	4-6	.667	4	7	11	8.4	2	0	0	1	1	12	7.4
PRAIRIE VIEW A&M	12/16/18	*	20	1-6	.167	0-0	.000	4-4	1.000	6	4	10	8.5	1	0	1	3	2	6	7.3
NEBRASKA	12/18/18	*	24	3-4	.750	0-0	.000	4-7	.571	1	8	9	8.6	4	1	1	1	3	10	7.5
at Tulsa	12/20/18	*	23	3-5	.600	0-0	.000	0-1	.000	3	7	10	8.7	3	0	3	0	1	6	7.4
JACKSON STATE	12/30/18	*	16	1-5	.200	0-0	.000	0-0	.000	5	3	8	8.6	1	0	1	3	3	2	7.0
MISSISSIPPI STATE	01/03/19	*	20	1-1	1.000	0-0	.000	2-2	1.000	1	0	1	8.1	0	0	1	2	0	4	6.8
at Ole Miss	01/06/19	*	25	6-9	.667	0-0	.000	1-1	1.000	4	6	10	8.3	2	1	0	0	5	13	7.2
at Mizzou	01/10/19	*	22	2-2	1.000	0-0	.000	1-2	.500	4	1	5	8.1	2	1	2	0	0	5	7.1
VANDERBILT	01/13/19	*	14	5-7	.714	0-0	.000	1-2	.500	2	1	3	7.8	3	0	0	0	0	11	7.3
at Tennessee	01/21/19	*	24	1-2	.500	0-0	.000	0-2	.000	1	1	2	7.5	1	1	0	1	0	2	7.0
ALABAMA	01/24/19	*	18	1-3	.333	0-0	.000	2-2	1.000	1	4	5	7.4	3	1	0	1	0	4	6.9
at Florida	01/27/19	*	15	3-6	.500	0-0	.000	2-4	.500	3	2	5	7.2	2	0	0	2	0	8	6.9
GEORGIA	01/31/19	*	21	0-1	.000	0-0	.000	2-2	1.000	2	2	4	7.1	2	1	0	1	1	2	6.7
SOUTH CAROLINA	02/03/19	*	23	3-4	.750	0-0	.000	0-2	.000	2	3	5	7.0	3	1	1	0	0	6	6.7
at LSU	02/07/19	*	16	0-1	.000	0-0	.000	1-6	.167	1	2	3	6.8	2	0	1	1	2	1	6.4
AU	02/10/19	*	18	1-5	.200	0-0	.000	0-0	.000	3	1	4	6.7	5	2	2	0	1	2	6.2
at No. 17 Kentucky	02/17/19	*	32	7-8	.875	0-0	.000	0-1	.000	7	10	17	7.1	3	0	5	7	0	14	6.5
at Georgia	02/21/19	*	24	7-10	.700	0-0	.000	1-2	.500	3	4	7	7.1	3	1	0	2	2	15	6.9
OLE MISS	02/24/19	*	21	2-4	.500	0-0	.000	0-0	.000	2	1	3	7.0	3	0	0	0	0	4	6.8
MISSOURI	02/28/19	*	18	0-1	.000	0-0	.000	0-0	.000	1	0	1	6.8	4	0	0	1	0	0	6.5
at Texas A&M	03/03/19	*	22	2-3	.667	0-0	.000	0-0	.000	0	4	4	6.7	4	0	0	1	0	4	6.4
vs Georgia	03/07/19	*	25	5-8	.625	0-0	.000	2-2	1.000	2	3	5	6.6	3	0	1	1	2	12	6.6
vs South Carolina	03/08/19	*	23	3-6	.500	0-0	.000	2-4	.500	4	6	10	6.7	4	0	2	2	1	8	6.7
vs Texas A&M	03/09/19	*	24	0-2	.000	0-0	.000	0-0	.000	1	1	2	6.6	0	0	1	3	1	0	6.5
vs Mississippi State	03/10/19	*	23	2-2	1.000	0-0	.000	2-2	1.000	4	1	5	6.5	2	2	0	1	1	6	6.4
HOUSTON	03/21/19	*	26	7-7	1.000	0-0	.000	1-3	.333	3	5	8	6.6	3	1	3	5	0	15	6.7
UAB	03/24/19	*	18	4-5	.800	0-0	.000	0-0	.000	2	5	7	6.6	3	0	0	1	1	8	6.7
TCU	03/28/19	*	29	4-4	1.000	0-0	.000	0-0	.000	1	5	6	6.6	1	1	1	2	1	8	6.8
Totals		37	790	104-172	.605	0-0	.000	42-72	.583	103	140	243	6.6	88	20	33	54	40	250	6.8

Games played: 37
Minutes/game: 21.4
Points/game: 6.8
FG Pct: 60.5
FT Pct: 58.3

Rebounds/game: 6.6
Assists/game: 0.5
Turnovers/game: 0.9
Assist/turnover ratio: 0.6
Steals/game: 1.1
Blocks/game: 1.5

@RazorbackWBB STATISTICS
Arkansas Individual Game-by-Game (as of Apr 01, 2019)
All games

#10 WILLIAMS, Kiara

Opponent	Date	gs	min	Total fg-fga	pct	3-Pointers 3fg-fga	pct	Free throws ft-fta	pct	Rebounds off	def	tot	avg	pf	a	t/o	blk	stl	pts	avg
SHSU	11/10/17	*	17	3-4	.750	0-0	.000	1-1	1.000	0	2	2	2.0	1	1	0	0	0	7	7.0
SAMFORD	11/12/17	*	19	5-7	.714	0-0	.000	0-0	.000	1	4	5	3.5	1	0	0	4	2	10	8.5
at Nebraska	11/16/17	*	20	3-6	.500	0-0	.000	0-0	.000	6	5	11	6.0	4	1	2	2	1	6	7.7
at Oral Roberts	11/20/17	*	17	3-7	.429	0-0	.000	2-2	1.000	3	2	5	5.8	4	0	1	0	1	8	7.8
at UTEP	11/24/17	*	8	0-2	.000	0-0	.000	1-2	.500	1	0	1	4.8	3	0	1	0	1	1	6.4
vs NM State	11/25/17	*	25	5-11	.455	0-0	.000	1-3	.333	4	7	11	5.8	2	0	3	0	2	11	7.2
ACU	11/29/17	*	20	4-6	.667	0-0	.000	4-5	.800	5	3	8	6.1	0	0	0	1	3	12	7.9
at Kansas	12/03/17	*	28	3-6	.500	0-0	.000	0-1	.000	5	11	16	7.4	3	0	4	2	0	6	7.6
CHARLOTTE	12/07/17	*	29	3-8	.375	0-0	.000	3-11	.273	8	4	12	7.9	3	0	0	3	4	9	7.8
TULSA	12/10/17	*	17	6-9	.667	0-0	.000	1-4	.250	4	3	7	7.8	2	2	0	2	0	13	8.3
UT-ARLINGTON	12/17/17		22	1-3	.333	0-0	.000	0-0	.000	3	5	8	7.8	4	0	0	1	2	2	7.7
at Arizona State	12/21/17	*	16	0-2	.000	0-0	.000	3-4	.750	0	4	4	7.5	1	0	1	1	0	3	7.3
GRAMBLING	12/28/17	*	22	4-10	.400	0-0	.000	4-8	.500	8	8	16	8.2	1	0	0	0	1	12	7.7
OLE MISS	12/31/17	*	23	1-5	.200	0-0	.000	3-4	.750	2	7	9	8.2	5	1	0	4	1	5	7.5
at #5/3 Mississippi State	01/04/18	*	20	5-5	1.000	1-1	1.000	2-2	1.000	0	2	2	7.8	1	1	0	3	1	0	13	7.9
ALABAMA	01/07/18	*	21	3-10	.300	0-0	.000	0-0	.000	1	6	7	7.8	1	0	2	0	2	6	7.8
at Georgia	1/11/18	*	7	1-4	.250	0-0	.000	0-0	.000	2	1	3	7.5	2	1	0	0	0	2	7.4
at Auburn	01/14/18	*	27	7-9	.778	0-0	.000	1-3	.333	7	7	14	7.8	2	0	0	0	1	15	7.8
FLORIDA	01/18/18	*	17	4-6	.667	0-0	.000	0-0	.000	1	3	4	7.6	1	0	2	1	0	8	7.8
at #11 Missouri	01/21/18	*	20	6-10	.600	0-0	.000	2-3	.667	3	4	7	7.6	4	0	0	0	1	14	8.2
at #9/7 South Carolina	01/25/18	*	14	0-2	.000	0-1	.000	0-0	.000	1	3	4	7.4	3	0	0	0	1	0	7.8
KENTUCKY	01/29/18	*	19	3-7	.429	0-0	.000	0-1	.000	4	3	7	7.4	2	0	0	1	0	6	7.7
at Alabama	02/04/18	*	18	5-7	.714	0-0	.000	0-1	.000	2	3	5	7.3	3	0	1	0	0	10	7.8
#11 TENNESSEE	02/08/18	*	28	3-6	.500	0-0	.000	3-5	.600	6	4	10	7.4	1	0	0	2	3	9	7.8
#13 MISSOURI	02/12/18	*	4	0-1	.000	0-0	.000	0-0	.000	0	0	0	7.1	2	0	0	0	0	0	7.5
at Kentucky	02/15/18	*	15	1-6	.167	0-0	.000	1-2	.500	2	1	3	7.0	2	1	1	0	0	3	7.3
LSU	02/18/18	*	30	6-8	.750	0-0	.000	7-8	.875	4	5	9	7.0	1	0	1	0	2	19	7.8
#17 TEXAS A&M	02/22/18	*	12	2-5	.400	0-0	.000	0-0	.000	1	2	3	6.9	3	0	0	2	0	4	7.6
at Vanderbilt	02/25/18	*	23	7-9	.778	0-0	.000	1-2	.500	2	3	5	6.8	1	0	3	0	1	15	7.9
vs Vanderbilt	02/28/18	*	32	11-13	.846	0-0	.000	3-3	1.000	4	6	10	6.9	4	0	2	1	2	25	8.5
vs #15 Texas A&M	03/01/18	*	12	0-7	.000	0-1	.000	0-0	.000	2	1	3	6.8	1	0	1	1	2	0	8.2
Totals		30	602	105-201	.522	1-3	.333	43-75	.573	92	119	211	6.8	68	7	28	29	33	254	8.2

Games played: 31
Minutes/game: 19.4
Points/game: 8.2
FG Pct: 52.2
3FG Pct: 33.3
FT Pct: 57.3

Rebounds/game: 6.8
Assists/game: 0.2
Turnovers/game: 0.9
Assist/turnover ratio: 0.3
Steals/game: 1.1
Blocks/game: 0.9

@RazorbackWBB STATISTICS
ARKANSAS Individual Game-by-Game (as of Apr 01, 2019)
All games

#10 WILLIAMS, Kiara

Opponent	Date	gs	min	Total fg-fga	pct	3-Pointers 3fg-fga	pct	Free throws ft-fta	pct	Rebounds off	def	tot	avg	pf	a	t/o	blk	stl	pts	avg
SAM HOUSTON STATE	11/11/16		5	0-1	.000	0-0	.000	0-0	.000	0	1	1	1.0	0	0	1	0	1	0	0.0
LA-MONROE	11/13/16		14	4-6	.667	0-0	.000	1-4	.250	2	3	5	3.0	4	0	0	0	0	9	4.5
SOUTH DAKOTA	11/17/16		dnp	-	-	-	-	-	-	-	-	-	-	-	-	-	-	-	-	-
STETSON	11/21/16		0	0-0	.000	0-0	.000	0-0	.000	0	0	0	2.0	0	0	0	0	0	0	3.0
vs Memphis	11/25/16		8	3-4	.750	0-0	.000	0-0	.000	2	4	6	3.0	2	0	0	0	0	6	3.8
vs NAVY	11/26/16		dnp	-	-	-	-	-	-	-	-	-	-	-	-	-	-	-	-	-
at Tulsa	11/30/16		8	1-2	.500	0-0	.000	1-2	.500	1	2	3	3.0	0	0	0	0	0	3	3.6
TEXAS TECH	12/03/16		dnp	-	-	-	-	-	-	-	-	-	-	-	-	-	-	-	-	-
BUTLER	12/07/16		10	1-1	1.000	0-0	.000	0-0	.000	1	2	3	3.0	2	0	1	0	1	2	3.3
at Missouri State	12/11/16		12	1-2	.500	0-0	.000	0-2	.000	1	2	3	3.0	1	0	0	1	0	2	3.1
NWST	12/18/16		14	0-2	.000	0-0	.000	0-2	.000	0	1	1	2.8	4	1	3	1	0	0	2.8
ORU	12/21/16		dnp	-	-	-	-	-	-	-	-	-	-	-	-	-	-	-	-	-
HOUSTON BAPTIST	12/28/16		dnp	-	-	-	-	-	-	-	-	-	-	-	-	-	-	-	-	-
at Ole Miss	01/01/17		dnp	-	-	-	-	-	-	-	-	-	-	-	-	-	-	-	-	-
#4 MISSISSIPPI STATE	01/05/17		dnp	-	-	-	-	-	-	-	-	-	-	-	-	-	-	-	-	-
LSU	01/08/17		dnp	-	-	-	-	-	-	-	-	-	-	-	-	-	-	-	-	-
at Texas A&M	01/12/17		dnp	-	-	-	-	-	-	-	-	-	-	-	-	-	-	-	-	-
at Alabama	01/15/17		15	3-3	1.000	0-0	.000	1-1	1.000	2	4	6	3.1	3	0	4	0	1	7	3.2
VANDERBILT	01/19/17		15	1-1	1.000	0-0	.000	0-2	.000	2	0	2	3.0	1	0	0	0	0	2	3.1
MISSOURI	01/23/17		13	2-5	.400	0-0	.000	2-5	.400	2	1	3	3.0	3	0	0	0	0	6	3.4
at LSU	01/29/17	*	16	1-3	.333	0-0	.000	2-2	1.000	1	3	4	3.1	5	0	3	2	0	4	3.4
UGA	02/02/17	*	22	3-5	.600	0-0	.000	0-3	.000	5	2	7	3.4	0	2	1	0	1	6	3.6
#4 SOUTH CAROLINA	02/05/17	*	26	1-3	.333	0-0	.000	2-2	1.000	1	2	3	3.4	3	0	0	0	2	4	3.6
at Florida	02/09/17	*	14	1-2	.500	0-0	.000	0-0	.000	1	0	1	3.2	3	0	0	0	2	2	3.5
at Missouri	02/12/17		5	1-1	1.000	0-0	.000	0-0	.000	0	0	0	3.0	0	0	1	0	0	2	3.4
KENTUCKY	02/16/17		4	0-2	.000	0-0	.000	0-0	.000	0	2	2	2.9	0	0	0	1	0	0	3.2
at Tennessee	02/19/17		3	0-0	.000	0-0	.000	0-0	.000	0	0	0	2.8	0	0	0	0	0	0	3.1
at Vanderbilt	02/23/17	*	4	0-0	.000	0-0	.000	0-0	.000	0	0	0	2.6	2	0	1	0	0	0	2.9
AUBURN	02/26/17		dnp	-	-	-	-	-	-	-	-	-	-	-	-	-	-	-	-	-
vs Florida	03/01/17		19	3-5	.600	0-0	.000	1-1	1.000	3	2	5	2.8	1	0	0	0	1	7	3.1
Totals		5	227	26-48	.542	0-0	.000	10-26	.385	24	31	55	2.8	34	3	15	5	9	62	3.1

Games played: 20
Minutes/game: 11.4
Points/game: 3.1
FG Pct: 54.2
FT Pct: 38.5

Rebounds/game: 2.8
Assists/game: 0.2
Turnovers/game: 0.8
Assist/turnover ratio: 0.2
Steals/game: 0.5
Blocks/game: 0.3

CAREER STATS

Season	gp-gs	min/avg	Total fg-fga	pct	3-Point fg-fga	pct	F-Throws ft-fta	pct	Rebounds off	def	tot	avg	pf	fo	ast	to	blk	stl	Scoring pts	avg
2016-17	20-5	227/11.4	26-48	.542	0-0	.000	10-26	.385	24	31	55	2.8	34	1	3	15	5	9	62	3.1
2017-18	31-30	602/19.4	105-201	.522	1-3	.333	43-75	.573	92	119	211	6.8	68	1	7	28	29	33	254	8.2
2018-19	37-37	790/21.4	104-172	.605	0-0	.000	42-72	.583	103	140	243	6.6	88	1	20	33	54	40	250	6.8
TOTAL	88-72	1619/18.4	235-421	.558	1-3	.333	95-173	.549	219	290	509	5.8	190	3	30	76	88	82	566	6.4

GRAYCE SPANGLER

@RazorbackWBB STATISTICS
AR Individual Game-by-Game (as of Apr 01, 2019)
All games

#13 SPANGLER, Grayce

Opponent	Date	gs	min	Total fg-fga	pct	3-Pointers 3fg-fga	pct	Free throws ft-fta	pct	Rebounds off	def	tot	avg	pf	a	t/o	blk	stl	pts	avg
NORTHWESTERN STATE	11/09/18		5	0-1	.000	0-1	.000	0-0	.000	0	0	0	0.0	2	0	0	0	0	0	0.0
NO. 22 ARIZONA STATE	11/18/18		dnp	-	-	-	-	-	-	-	-	-	-	-	-	-	-	-	-	-
vs Tennessee State	11/23/18		dnp	-	-	-	-	-	-	-	-	-	-	-	-	-	-	-	-	-
vs Pittsburgh	11/24/18		dnp	-	-	-	-	-	-	-	-	-	-	-	-	-	-	-	-	-
vs Wisconsin	11/25/18		dnp	-	-	-	-	-	-	-	-	-	-	-	-	-	-	-	-	-
ORAL ROBERTS	11/28/18		dnp	-	-	-	-	-	-	-	-	-	-	-	-	-	-	-	-	-
at No. 22/23 Iowa State	12/02/18		dnp	-	-	-	-	-	-	-	-	-	-	-	-	-	-	-	-	-
TENNESSEE TECH	12/04/18		6	0-4	.000	0-2	.000	0-0	.000	2	0	2	1.0	2	0	0	0	0	0	0.0
at Abilene Christian	12/08/18		dnp	-	-	-	-	-	-	-	-	-	-	-	-	-	-	-	-	-
PRAIRIE VIEW A&M	12/16/18		5	0-1	.000	0-1	.000	0-2	.000	1	0	1	1.0	0	0	0	0	0	0	0.0
NEBRASKA	12/18/18		0	0-0	.000	0-0	.000	0-0	.000	0	0	0	0.8	0	0	0	0	0	0	0.0
at Tulsa	12/20/18		dnp	-	-	-	-	-	-	-	-	-	-	-	-	-	-	-	-	-
JACKSON STATE	12/30/18		3	2-2	1.000	2-2	1.000	0-2	.000	0	0	0	0.6	0	0	0	0	0	6	1.2
MISSISSIPPI STATE	01/03/19		dnp	-	-	-	-	-	-	-	-	-	-	-	-	-	-	-	-	-
at Ole Miss	01/06/19		1	0-0	.000	0-0	.000	0-0	.000	0	0	0	0.5	0	0	0	0	0	0	1.0
at Mizzou	01/10/19		1	0-0	.000	0-0	.000	0-0	.000	0	0	0	0.4	0	0	0	0	0	0	0.9
VANDERBILT	01/13/19		3	2-2	1.000	2-2	1.000	0-0	.000	0	0	0	0.4	2	0	2	1	1	6	1.5
at Tennessee	01/21/19		dnp	-	-	-	-	-	-	-	-	-	-	-	-	-	-	-	-	-
ALABAMA	01/24/19		1	0-0	.000	0-0	.000	0-0	.000	0	0	0	0.3	2	0	1	0	0	0	1.3
at Florida	01/27/19		dnp	-	-	-	-	-	-	-	-	-	-	-	-	-	-	-	-	-
GEORGIA	01/31/19		dnp	-	-	-	-	-	-	-	-	-	-	-	-	-	-	-	-	-
SOUTH CAROLINA	02/03/19		dnp	-	-	-	-	-	-	-	-	-	-	-	-	-	-	-	-	-
at LSU	02/07/19		3	0-3	.000	0-1	.000	0-0	.000	0	0	0	0.3	1	0	0	0	0	0	1.2
AU	02/10/19		dnp	-	-	-	-	-	-	-	-	-	-	-	-	-	-	-	-	-
at No. 17 Kentucky	02/17/19		dnp	-	-	-	-	-	-	-	-	-	-	-	-	-	-	-	-	-
at Georgia	02/21/19		dnp	-	-	-	-	-	-	-	-	-	-	-	-	-	-	-	-	-
OLE MISS	02/24/19		1	0-0	.000	0-0	.000	0-0	.000	0	0	0	0.3	0	0	0	0	0	0	1.1
MISSOURI	02/28/19		dnp	-	-	-	-	-	-	-	-	-	-	-	-	-	-	-	-	-
at Texas A&M	03/03/19		dnp	-	-	-	-	-	-	-	-	-	-	-	-	-	-	-	-	-
vs Georgia	03/07/19		dnp	-	-	-	-	-	-	-	-	-	-	-	-	-	-	-	-	-
vs South Carolina	03/08/19		0	0-0	.000	0-0	.000	0-0	.000	0	0	0	0.3	0	0	0	0	0	0	1.0
vs Texas A&M	03/09/19		dnp	-	-	-	-	-	-	-	-	-	-	-	-	-	-	-	-	-
vs Mississippi State	03/10/19		dnp	-	-	-	-	-	-	-	-	-	-	-	-	-	-	-	-	-
HOUSTON	03/21/19		dnp	-	-	-	-	-	-	-	-	-	-	-	-	-	-	-	-	-
UAB	03/24/19		8	3-5	.600	3-5	.600	0-0	.000	0	0	0	0.2	0	0	0	0	0	9	1.6
TCU	03/28/19		dnp	-	-	-	-	-	-	-	-	-	-	-	-	-	-	-	-	-
Totals		0	37	7-18	.389	7-14	.500	0-4	.000	3	0	3	0.2	9	0	3	1	1	21	1.6

Games played: 13
Minutes/game: 2.8
Points/game: 1.6
FG Pct: 38.9
3FG Pct: 50.0
FT Pct: 0.0

Rebounds/game: 0.2
Turnovers/game: 0.2
Steals/game: 0.1
Blocks/game: 0.1

@RazorbackWBB STATISTICS
Arkansas Individual Game-by-Game (as of Apr 01, 2019)
All games

#13 SPANGLER, Grayce

Opponent	Date	gs	min	Total fg-fga	pct	3-Pointers 3fg-fga	pct	Free throws ft-fta	pct	Rebounds off	def	tot	avg	pf	a	t/o	blk	stl	pts	avg
SHSU	11/10/17		4	0-1	.000	0-0	.000	0-2	.000	0	0	0	0.0	0	0	0	0	0	0	0.0
SAMFORD	11/12/17		2	0-1	.000	0-1	.000	0-0	.000	0	1	1	0.5	0	0	0	0	0	0	0.0
at Nebraska	11/16/17		dnp	-	-	-	-	-	-	-	-	-	-	-	-	-	-	-	-	-
at Oral Roberts	11/20/17		dnp	-	-	-	-	-	-	-	-	-	-	-	-	-	-	-	-	-
at UTEP	11/24/17		5	0-0	.000	0-0	.000	0-0	.000	0	0	0	0.3	2	0	0	0	0	0	0.0
vs NM State	11/25/17		dnp	-	-	-	-	-	-	-	-	-	-	-	-	-	-	-	-	-
ACU	11/29/17		6	0-2	.000	0-2	.000	0-0	.000	0	0	0	0.3	0	0	1	0	0	0	0.0
at Kansas	12/03/17		1	0-0	.000	0-0	.000	0-0	.000	0	0	0	0.2	0	0	0	0	0	0	0.0
CHARLOTTE	12/07/17		dnp	-	-	-	-	-	-	-	-	-	-	-	-	-	-	-	-	-
TULSA	12/10/17		2	0-0	.000	0-0	.000	0-0	.000	0	1	1	0.3	0	0	0	0	0	0	0.0
UT-ARLINGTON	12/17/17		3	0-1	.000	0-0	.000	3-3	1.000	0	1	1	0.4	1	0	1	0	0	3	0.4
at Arizona State	12/21/17		7	0-1	.000	0-0	.000	0-0	.000	0	1	1	0.5	2	0	0	0	0	0	0.4
GRAMBLING	12/28/17		3	0-2	.000	0-1	.000	0-0	.000	0	0	0	0.4	0	0	0	0	0	0	0.3
OLE MISS	12/31/17		dnp	-	-	-	-	-	-	-	-	-	-	-	-	-	-	-	-	-
at #5/3 Mississippi State	01/04/18		3	2-3	.667	0-1	.000	0-1	.000	1	0	1	0.5	1	0	2	0	0	4	0.7
ALABAMA	01/07/18		0	0-0	.000	0-0	.000	0-0	.000	0	0	0	0.5	0	0	0	0	0	0	0.6
at Georgia	1/11/18		dnp	-	-	-	-	-	-	-	-	-	-	-	-	-	-	-	-	-
at Auburn	01/14/18		dnp	-	-	-	-	-	-	-	-	-	-	-	-	-	-	-	-	-
FLORIDA	01/18/18		dnp	-	-	-	-	-	-	-	-	-	-	-	-	-	-	-	-	-
at #11 Missouri	01/21/18		5	0-2	.000	0-1	.000	0-0	.000	0	0	0	0.4	1	0	0	0	0	0	0.6
at #9/7 South Carolina	01/25/18		9	0-1	.000	0-0	.000	0-0	.000	0	0	0	0.4	3	0	1	0	1	0	0.5
KENTUCKY	01/29/18		dnp	-	-	-	-	-	-	-	-	-	-	-	-	-	-	-	-	-
at Alabama	02/04/18		dnp	-	-	-	-	-	-	-	-	-	-	-	-	-	-	-	-	-
#11 TENNESSEE	02/08/18		dnp	-	-	-	-	-	-	-	-	-	-	-	-	-	-	-	-	-
#13 MISSOURI	02/12/18		5	0-0	.000	0-0	.000	1-4	.250	0	0	0	0.4	1	0	0	0	0	1	0.6
at Kentucky	02/15/18		2	0-0	.000	0-0	.000	0-0	.000	0	0	0	0.3	1	1	0	0	0	0	0.5
LSU	02/18/18		dnp	-	-	-	-	-	-	-	-	-	-	-	-	-	-	-	-	-
#17 TEXAS A&M	02/22/18		6	0-2	.000	0-0	.000	0-0	.000	0	0	0	0.3	1	0	0	0	0	0	0.5
at Vanderbilt	02/25/18		dnp	-	-	-	-	-	-	-	-	-	-	-	-	-	-	-	-	-
vs Vanderbilt	02/28/18		dnp	-	-	-	-	-	-	-	-	-	-	-	-	-	-	-	-	-
vs #15 Texas A&M	03/01/18		4	0-0	.000	0-0	.000	0-0	.000	0	0	0	0.3	0	0	0	0	0	0	0.5
Totals		0	67	2-16	.125	0-6	.000	4-10	.400	1	4	5	0.3	13	1	5	0	1	8	0.5

Games played: 17
Minutes/game: 3.9
Points/game: 0.5
FG Pct: 12.5
3FG Pct: 0.0
FT Pct: 40.0

Rebounds/game: 0.3
Assists/game: 0.1
Turnovers/game: 0.3
Assist/turnover ratio: 0.2
Steals/game: 0.1

CAREER STATS

Season	gp-gs	min/avg	Total fg-fga	pct	3-Point fg-fga	pct	F-Throws ft-fta	pct	Rebounds off	def	tot	avg	pf	fo	ast	to	blk	stl	Scoring pts	avg
2017-18	17-0	67/3.9	2-16	.125	0-6	.000	4-10	.400	1	4	5	0.3	13	0	1	5	0	1	8	0.5
2018-19	13-0	37/2.8	7-18	.389	7-14	.500	0-4	.000	3	0	3	0.2	9	0	0	3	1	1	21	1.6
TOTAL	30-0	104/3.5	9-34	.265	7-20	.350	4-14	.286	4	4	8	0.3	22	0	1	8	1	2	29	1.0

JAILYN MASON

@RazorbackWBB STATISTICS
AR Individual Game-by-Game (as of Apr 01, 2019)
All games

#14 MASON, Jailyn

Opponent	Date	gs	min	Total fg-fga	pct	3-Pointers 3fg-fga	pct	Free throws ft-fta	pct	Rebounds off	def	tot	avg	pf	a	t/o	blk	stl	pts	avg
NORTHWESTERN STATE	11/09/18		19	1-3	.333	0-1	.000	2-2	1.000	0	4	4	4.0	2	4	2	1	0	4	4.0
at UT Arlington	11/14/18	*	23	0-2	.000	0-0	.000	0-0	.000	0	1	1	2.5	2	2	1	0	3	0	2.0
NO. 22 ARIZONA STATE	11/18/18	*	31	5-6	.833	1-1	1.000	0-0	.000	1	3	4	3.0	4	3	0	0	1	11	5.0
vs Tennessee State	11/23/18	*	22	1-9	.111	0-3	.000	2-2	1.000	1	1	2	2.8	1	2	4	2	1	4	4.8
vs Pittsburgh	11/24/18	*	21	2-5	.400	1-3	.333	0-0	.000	0	1	1	2.4	1	1	1	0	1	5	4.8
vs Wisconsin	11/25/18	*	36	5-14	.357	1-4	.250	1-2	.500	3	4	7	3.2	3	1	1	0	2	12	6.0
ORAL ROBERTS	11/28/18	*	27	4-7	.571	2-2	1.000	2-3	.667	1	5	6	3.6	0	0	1	1	0	12	6.9
at No. 22/23 Iowa State	12/02/18	*	30	4-10	.400	2-3	.667	0-0	.000	0	4	4	3.6	4	2	1	0	0	10	7.3
TENNESSEE TECH	12/04/18	*	25	1-5	.200	1-1	1.000	1-2	.500	1	1	2	3.4	1	3	1	1	3	4	6.9
at Abilene Christian	12/08/18	*	36	2-8	.250	1-4	.250	0-0	.000	1	4	5	3.6	1	5	1	1	2	5	6.7
PRAIRIE VIEW A&M	12/16/18	*	22	3-6	.500	0-2	.000	0-0	.000	1	0	1	3.4	0	0	1	0	1	6	6.6
NEBRASKA	12/18/18	*	33	4-8	.500	2-4	.500	1-2	.500	0	0	0	3.1	3	4	2	0	0	11	7.0
at Tulsa	12/20/18	*	34	2-6	.333	2-4	.500	0-0	.000	0	5	5	3.2	1	3	3	1	1	6	6.9
JACKSON STATE	12/30/18	*	18	4-8	.500	1-4	.250	0-0	.000	1	5	6	3.4	3	2	3	0	1	9	7.1
MISSISSIPPI STATE	01/03/19	*	20	1-5	.200	0-1	.000	0-0	.000	0	1	1	3.3	1	1	2	0	2	2	6.7
at Ole Miss	01/06/19	*	29	6-11	.545	4-6	.667	0-0	.000	1	5	6	3.4	1	3	3	0	1	16	7.3
at Mizzou	01/10/19	*	25	3-6	.500	1-4	.250	0-0	.000	0	1	1	3.3	1	0	0	1	0	7	7.3
VANDERBILT	01/13/19	*	24	2-6	.333	1-2	.500	0-0	.000	1	3	4	3.3	1	2	1	1	0	5	7.2
at Tennessee	01/21/19	*	39	3-8	.375	1-3	.333	0-0	.000	1	5	6	3.5	3	5	4	0	2	7	7.2
ALABAMA	01/24/19	*	29	3-7	.429	1-4	.250	0-0	.000	0	9	9	3.8	1	4	2	0	2	7	7.2
at Florida	01/27/19	*	36	4-8	.500	2-5	.400	2-2	1.000	0	5	5	3.8	3	1	2	1	1	12	7.4
GEORGIA	01/31/19	*	37	2-8	.250	0-5	.000	0-0	.000	0	6	6	3.9	4	1	1	0	2	4	7.2
SOUTH CAROLINA	02/03/19	*	30	2-7	.286	1-3	.333	0-0	.000	1	6	7	4.0	4	1	3	1	2	5	7.1
at LSU	02/07/19	*	36	1-4	.250	0-2	.000	0-0	.000	0	2	2	4.0	2	0	2	0	2	2	6.9
AU	02/10/19	*	30	3-10	.300	1-4	.250	2-2	1.000	0	2	2	3.9	2	1	1	0	2	9	7.0
at No. 17 Kentucky	02/17/19	*	40	2-9	.222	1-3	.333	1-2	.500	0	2	2	3.8	1	5	1	0	0	6	7.0
at Georgia	02/21/19	*	31	3-9	.333	0-5	.000	0-0	.000	1	2	3	3.8	4	2	1	0	2	6	6.9
OLE MISS	02/24/19	*	29	5-7	.714	0-1	.000	0-0	.000	0	2	2	3.7	2	0	1	0	0	10	7.0
MISSOURI	02/28/19	*	33	4-6	.667	2-2	1.000	0-0	.000	0	4	4	3.7	2	1	0	0	0	10	7.1
at Texas A&M	03/03/19	*	24	1-9	.111	0-6	.000	0-0	.000	0	2	2	3.7	0	3	0	1	0	2	7.0
vs Georgia	03/07/19	*	36	4-5	.800	4-4	1.000	0-0	.000	0	1	1	3.6	0	1	0	0	1	12	7.1
vs South Carolina	03/08/19	*	33	5-9	.556	4-6	.667	0-0	.000	1	3	4	3.6	4	1	1	0	0	14	7.3
vs Texas A&M	03/09/19	*	38	5-13	.385	3-9	.333	2-2	1.000	0	3	3	3.6	1	0	1	0	0	15	7.6
vs Mississippi State	03/10/19	*	34	3-7	.429	2-5	.400	0-0	.000	1	3	4	3.6	1	0	1	1	0	8	7.6
HOUSTON	03/21/19	*	40	4-9	.444	0-3	.000	0-0	.000	1	5	6	3.7	0	1	2	0	4	8	7.6
UAB	03/24/19	*	22	4-8	.500	3-4	.750	0-0	.000	0	2	2	3.6	3	2	0	0	0	11	7.7
TCU	03/28/19	*	39	6-9	.667	4-6	.667	1-2	.500	1	3	4	3.6	4	4	3	1	3	17	7.9
Totals		36	1111	114-277	.412	49-129	.380	17-23	.739	19	115	134	3.6	71	71	54	14	42	294	7.9

Games played: 37
Minutes/game: 30.0
Points/game: 7.9
FG Pct: 41.2
3FG Pct: 38.0
FT Pct: 73.9

Rebounds/game: 3.6
Assists/game: 1.9
Turnovers/game: 1.5
Assist/turnover ratio: 1.3
Steals/game: 1.1
Blocks/game: 0.4

@RazorbackWBB STATISTICS
Arkansas Individual Game-by-Game (as of Apr 01, 2019)
All games

#14 MASON, Jailyn

Opponent	Date	gs	min	Total fg-fga	pct	3-Pointers 3fg-fga	pct	Free throws ft-fta	pct	Rebounds off	def	tot	avg	pf	a	t/o	blk	stl	pts	avg
SHSU	11/10/17	*	25	3-10	.300	2-4	.500	0-0	.000	0	5	5	5.0	0	4	1	3	1	8	8.0
SAMFORD	11/12/17	*	35	5-11	.455	2-5	.400	0-2	.000	0	1	1	3.0	2	2	1	0	2	12	10.0
at Nebraska	11/16/17	*	30	4-12	.333	0-2	.000	0-1	.000	0	5	5	3.7	3	2	4	0	4	8	9.3
at Oral Roberts	11/20/17	*	32	3-9	.333	0-0	.000	0-0	.000	1	1	2	3.3	1	1	1	0	0	6	8.5
at UTEP	11/24/17	*	24	3-9	.333	2-6	.333	0-0	.000	1	3	4	3.4	1	2	0	0	1	8	8.4
vs NM State	11/25/17	*	28	1-8	.125	1-4	.250	0-0	.000	3	3	6	3.8	3	2	1	1	2	3	7.5
ACU	11/29/17	*	34	5-13	.385	3-7	.429	0-0	.000	0	7	7	4.3	1	8	3	1	2	13	8.3
at Kansas	12/03/17	*	33	4-9	.444	2-5	.400	0-0	.000	0	2	2	4.0	5	1	2	0	2	10	8.5
CHARLOTTE	12/07/17	*	30	4-10	.400	2-6	.333	2-2	1.000	0	4	4	4.0	2	4	1	1	1	12	8.9
TULSA	12/10/17	*	30	5-11	.455	1-4	.250	0-0	.000	0	5	5	4.1	0	6	0	0	0	11	9.1
UT-ARLINGTON	12/17/17	*	33	7-11	.636	1-4	.250	0-0	.000	0	4	4	4.1	1	7	3	0	3	15	9.6
at Arizona State	12/21/17	*	31	3-7	.429	0-1	.000	0-0	.000	0	4	4	4.1	0	1	5	1	0	6	9.3
GRAMBLING	12/28/17	*	27	3-11	.273	2-4	.500	0-0	.000	0	7	7	4.3	2	1	1	0	1	8	9.2
OLE MISS	12/31/17	*	33	5-11	.455	3-4	.750	0-0	.000	0	2	2	4.1	3	4	1	1	1	13	9.5
at #5/3 Mississippi State	01/04/18	*	35	7-11	.636	1-1	1.000	0-0	.000	1	2	3	4.1	0	4	2	1	0	15	9.9
ALABAMA	01/07/18	*	37	5-15	.333	2-7	.286	0-0	.000	2	4	6	4.2	4	0	4	2	3	12	10.0
at Georgia	1/11/18	*	36	5-10	.500	1-2	.500	4-4	1.000	0	5	5	4.2	4	1	5	0	5	15	10.3
at Auburn	01/14/18	*	38	6-12	.500	3-6	.500	0-0	.000	0	2	2	4.1	1	5	6	0	0	15	10.6
FLORIDA	01/18/18	*	40	2-12	.167	1-6	.167	0-0	.000	0	6	6	4.2	2	1	1	0	1	5	10.3
at #11 Missouri	01/21/18	*	31	6-11	.545	2-3	.667	0-0	.000	1	2	3	4.2	2	1	3	0	0	14	10.5
at #9/7 South Carolina	01/25/18	*	32	5-12	.417	0-2	.000	0-0	.000	1	1	2	4.0	2	1	0	1	0	10	10.4
KENTUCKY	01/29/18	*	34	4-10	.400	3-6	.500	2-2	1.000	1	2	3	4.0	1	3	1	0	0	13	10.5
at Alabama	02/04/18	*	34	3-8	.375	0-0	.000	0-0	.000	1	4	5	4.0	3	3	3	3	0	1	6 10.3
#11 TENNESSEE	02/08/18	*	39	4-11	.364	1-6	.167	2-2	1.000	0	3	3	4.0	3	5	3	0	1	11	10.4
#13 MISSOURI	02/12/18	*	33	5-12	.417	1-3	.333	4-4	1.000	1	2	3	4.0	0	3	1	0	0	15	10.6
at Kentucky	02/15/18	*	36	7-14	.500	4-8	.500	0-0	.000	1	3	4	4.0	2	1	2	0	1	18	10.8
LSU	02/18/18	*	39	4-13	.308	0-3	.000	0-0	.000	0	7	7	4.1	3	3	3	3	1	0	8 10.7
#17 TEXAS A&M	02/22/18	*	32	6-13	.462	1-6	.167	2-2	1.000	1	1	2	4.0	2	3	5	0	0	15	10.9
at Vanderbilt	02/25/18	*	39	6-13	.462	2-6	.333	0-0	.000	0	5	5	4.0	3	3	1	0	0	14	11.0
vs Vanderbilt	02/28/18	*	40	6-13	.462	2-5	.400	0-0	.000	1	6	7	4.1	0	5	2	1	1	14	11.1
vs #15 Texas A&M	03/01/18	*	31	3-12	.250	2-4	.500	0-0	.000	1	3	4	4.1	0	5	1	0	1	8	11.0
Totals		31	1031	139-344	.404	47-130	.362	16-19	.842	17	111	128	4.1	56	92	67	14	34	341	11.0

Games played: 31
Minutes/game: 33.3
Points/game: 11.0
FG Pct: 40.4
3FG Pct: 36.2
FT Pct: 84.2

Rebounds/game: 4.1
Assists/game: 3.0
Turnovers/game: 2.2
Assist/turnover ratio: 1.4
Steals/game: 1.1
Blocks/game: 0.5

@RazorbackWBB STATISTICS
ARKANSAS Individual Game-by-Game (as of Apr 01, 2019)
All games

#14 MASON, Jailyn

Opponent	Date	gs	min	Total fg-fga	pct	3-Pointers 3fg-fga	pct	Free throws ft-fta	pct	Rebounds off	def	tot	avg	pf	a	t/o	blk	stl	pts	avg
SAM HOUSTON STATE	11/11/16	*	36	2-9	.222	1-2	.500	0-0	.000	0	4	4	4.0	1	5	2	0	3	5	5.0
LA-MONROE	11/13/16	*	18	2-4	.500	0-1	.000	0-0	.000	0	0	0	2.0	4	2	1	0	0	4	4.5
SOUTH DAKOTA	11/17/16	*	30	3-7	.429	2-3	.667	2-2	1.000	0	2	2	2.0	1	2	0	0	1	10	6.3
STETSON	11/21/16	*	31	5-10	.500	1-1	1.000	0-1	.000	1	5	6	3.0	1	2	0	0	0	11	7.5
vs Memphis	11/25/16	*	25	4-7	.571	1-1	1.000	0-0	.000	1	3	4	3.2	3	2	3	0	0	9	7.8
vs NAVY	11/26/16	*	28	4-7	.571	1-2	.500	0-0	.000	0	5	5	3.5	4	5	1	0	0	9	8.0
at Tulsa	11/30/16	*	26	4-8	.500	0-0	.000	0-0	.000	1	5	6	3.9	3	2	2	0	0	8	8.0
TEXAS TECH	12/03/16	*	31	4-8	.500	0-0	.000	1-2	.500	4	5	9	4.5	1	3	1	0	0	9	8.1
BUTLER	12/07/16	*	34	0-4	.000	0-0	.000	0-0	.000	2	4	6	4.7	0	5	3	0	1	0	7.2
at Missouri State	12/11/16	*	22	0-6	.000	0-1	.000	0-0	.000	1	2	3	4.5	2	0	0	0	1	0	6.5
NWST	12/18/16	*	36	3-7	.429	1-3	.333	0-0	.000	2	3	5	4.5	0	3	4	1	3	7	6.5
ORU	12/21/16	*	40	9-15	.600	0-1	.000	1-2	.500	0	6	6	4.7	2	3	1	0	0	19	7.6
HOUSTON BAPTIST	12/28/16	*	33	5-11	.455	0-1	.000	0-0	.000	0	4	4	4.6	1	11	0	1	4	10	7.8
at Ole Miss	01/01/17	*	36	5-11	.455	0-0	.000	0-0	.000	0	5	5	4.6	4	10	1	1	0	10	7.9
#4 MISSISSIPPI STATE	01/05/17	*	35	3-12	.250	0-0	.000	1-2	.500	0	3	3	4.5	5	2	2	2	1	7	7.9
LSU	01/08/17	*	33	1-4	.250	0-2	.000	0-0	.000	0	3	3	4.4	2	2	2	0	1	2	7.5
at Texas A&M	01/12/17		29	3-8	.375	0-1	.000	0-0	.000	0	4	4	4.4	2	2	1	0	2	6	7.4
at Alabama	01/15/17	*	31	7-13	.538	1-2	.500	0-0	.000	0	6	6	4.5	3	4	3	0	1	15	7.8
VANDERBILT	01/19/17	*	34	6-11	.545	3-6	.500	2-2	1.000	2	4	6	4.6	4	1	3	1	1	17	8.3
MISSOURI	01/23/17	*	34	3-10	.300	0-2	.000	0-0	.000	1	1	2	4.5	4	0	1	1	0	6	8.2
at LSU	01/29/17	*	35	2-7	.286	1-2	.500	0-0	.000	0	0	0	4.2	1	2	2	0	4	5	8.0
UGA	02/02/17	*	26	3-11	.273	2-3	.667	0-0	.000	1	3	4	4.2	4	3	3	0	3	8	8.0
#4 SOUTH CAROLINA	02/05/17	*	19	1-7	.143	1-4	.250	0-0	.000	0	1	1	4.1	1	4	2	0	0	3	7.8
at Florida	02/09/17	*	27	6-10	.600	1-4	.250	0-0	.000	1	2	3	4.0	2	2	3	0	4	13	8.0
at Missouri	02/12/17	*	33	4-15	.267	2-5	.400	0-0	.000	0	6	6	4.1	5	2	1	0	0	10	8.1
KENTUCKY	02/16/17	*	36	5-11	.455	1-1	1.000	0-0	.000	1	4	5	4.2	3	4	5	0	0	11	8.2
at Tennessee	02/19/17	*	26	2-8	.250	0-1	.000	0-0	.000	0	1	1	4.0	2	2	3	1	0	4	8.1
at Vanderbilt	02/23/17	*	32	3-7	.429	0-1	.000	0-0	.000	0	2	2	4.0	4	2	2	0	1	6	8.0
AUBURN	02/26/17	*	20	0-2	.000	0-2	.000	0-0	.000	1	2	3	3.9	2	1	2	0	0	0	7.7
vs Florida	03/01/17	*	18	1-6	.167	0-1	.000	0-0	.000	2	1	3	3.9	1	5	2	0	0	2	7.5
Totals		29	894	100-256	.391	19-53	.358	7-11	.636	21	96	117	3.9	72	93	56	8	31	226	7.5

Games played: 30
Minutes/game: 29.8
Points/game: 7.5
FG Pct: 39.1
3FG Pct: 35.8
FT Pct: 63.6

Rebounds/game: 3.9
Assists/game: 3.1
Turnovers/game: 1.9
Assist/turnover ratio: 1.7
Steals/game: 1.0
Blocks/game: 0.3

CAREER STATS

Season	gp-gs	min/avg	Total fg-fga	pct	3-Point fg-fga	pct	F-Throws ft-fta	pct	Rebounds off	def	tot	avg	pf	fo	ast	to	blk	stl	Scoring pts	avg
2016-17	30-30	894/29.8	100-256	.391	19-53	.358	7-11	.636	21	96	117	3.9	72	2	93	56	8	31	226	7.5
2017-18	31-31	1031/33.3	139-344	.404	47-130	.362	16-19	.842	17	111	128	4.1	56	1	92	67	14	34	341	11.0
2018-19	37-36	1111/30.0	114-277	.412	49-129	.380	17-23	.739	19	115	134	3.6	71	0	71	54	14	42	294	7.9
TOTAL	98-97	3036/31.0	353-877	.403	115-312	.369	40-53	.755	57	322	379	3.9	199	3	256	177	36	107	861	8.8

TAYLAH THOMAS

@RazorbackWBB STATISTICS
AR Individual Game-by-Game (as of Apr 01, 2019)
All games

#24 THOMAS, Taylah

Opponent	Date	gs	min	Total fg-fga	pct	3-Pointers 3fg-fga	pct	Free throws ft-fta	pct	Rebounds off	def	tot	avg	pf	a	t/o	blk	stl	pts	avg
NORTHWESTERN STATE	11/09/18		17	4-7	.571	0-0	.000	3-6	.500	5	4	9	9.0	0	0	0	0	3	11	11.0
at UT Arlington	11/14/18		22	1-2	.500	0-0	.000	0-2	.000	2	7	9	9.0	1	0	2	0	1	2	6.5
NO. 22 ARIZONA STATE	11/18/18		15	0-0	.000	0-0	.000	0-0	.000	0	2	2	6.7	0	0	1	0	0	0	4.3
vs Tennessee State	11/23/18		10	0-3	.000	0-0	.000	1-2	.500	0	3	3	5.8	1	0	1	1	0	1	3.5
vs Pittsburgh	11/24/18		19	2-3	.667	0-0	.000	0-2	.000	3	5	8	6.2	2	0	1	0	0	4	3.6
vs Wisconsin	11/25/18		17	1-2	.500	0-0	.000	0-0	.000	3	9	12	7.2	3	0	0	0	1	2	3.3
ORAL ROBERTS	11/28/18		17	0-3	.000	0-0	.000	0-2	.000	2	4	6	7.0	2	0	1	0	1	0	2.9
at No. 22/23 Iowa State	12/02/18		17	1-1	1.000	0-0	.000	0-1	.000	1	3	4	6.6	1	1	0	0	1	2	2.8
TENNESSEE TECH	12/04/18		15	0-1	.000	0-0	.000	1-2	.500	2	0	2	6.1	0	0	0	0	0	1	2.6
at Abilene Christian	12/08/18		19	5-6	.833	0-0	.000	2-2	1.000	2	4	6	6.1	2	0	1	0	0	12	3.5
PRAIRIE VIEW A&M	12/16/18		15	5-9	.556	0-0	.000	1-2	.500	3	4	7	6.2	2	0	0	1	0	11	4.2
NEBRASKA	12/18/18		16	1-3	.333	0-0	.000	3-4	.750	4	1	5	6.1	3	1	0	0	2	5	4.3
at Tulsa	12/20/18		17	0-1	.000	0-0	.000	0-0	.000	0	1	1	5.7	1	0	1	1	0	0	3.9
JACKSON STATE	12/30/18		20	2-3	.667	0-0	.000	0-0	.000	2	4	6	5.7	0	0	0	0	1	4	3.9
MISSISSIPPI STATE	01/03/19		20	6-7	.857	0-0	.000	3-4	.750	4	5	9	5.9	3	0	0	2	0	15	4.7
at Ole Miss	01/06/19		11	0-0	.000	0-0	.000	0-0	.000	0	3	3	5.8	1	0	1	1	0	0	4.4
at Mizzou	01/10/19		17	0-0	.000	0-0	.000	0-0	.000	2	4	6	5.8	3	0	1	0	1	0	4.1
VANDERBILT	01/13/19		21	1-3	.333	0-0	.000	2-2	1.000	1	5	6	5.8	5	0	1	0	1	4	4.1
at Tennessee	01/21/19		16	2-4	.500	0-0	.000	0-0	.000	3	4	7	5.8	1	0	0	0	0	4	4.1
ALABAMA	01/24/19		21	7-10	.700	0-0	.000	1-1	1.000	5	2	7	5.9	1	0	1	0	1	15	4.7
at Florida	01/27/19		25	2-4	.500	0-0	.000	2-2	1.000	1	5	6	5.9	3	0	1	0	0	6	4.7
GEORGIA	01/31/19		18	2-3	.667	0-0	.000	0-0	.000	2	4	6	5.9	0	0	0	0	3	4	4.7
SOUTH CAROLINA	02/03/19		16	2-6	.333	0-0	.000	0-0	.000	2	4	6	5.9	1	1	1	0	1	4	4.7
at LSU	02/07/19		19	0-0	.000	0-0	.000	0-0	.000	2	4	6	5.9	3	0	4	0	0	0	4.5
AU	02/10/19		22	1-2	.500	0-0	.000	0-0	.000	1	0	1	5.7	2	0	2	1	0	2	4.4
at No. 17 Kentucky	02/17/19		8	0-1	.000	0-0	.000	2-2	1.000	2	0	2	5.6	1	0	2	1	0	2	4.3
at Georgia	02/21/19		16	0-1	.000	0-0	.000	0-0	.000	1	3	4	5.5	0	0	1	0	0	0	4.1
OLE MISS	02/24/19		19	0-0	.000	0-0	.000	0-0	.000	2	2	4	5.5	1	0	0	0	0	0	4.0
MISSOURI	02/28/19		22	0-1	.000	0-0	.000	0-0	.000	0	2	2	5.3	3	1	0	0	1	0	3.8
at Texas A&M	03/03/19		18	0-2	.000	0-0	.000	0-0	.000	1	3	4	5.3	3	1	0	1	1	0	3.7
vs Georgia	03/07/19		15	3-4	.750	0-0	.000	0-0	.000	1	1	2	5.2	2	0	2	0	0	6	3.8
vs South Carolina	03/08/19		17	0-1	.000	0-0	.000	1-2	.500	2	2	4	5.2	5	0	1	0	1	1	3.7
vs Texas A&M	03/09/19		16	0-2	.000	0-0	.000	1-2	.500	2	1	3	5.1	3	0	0	0	1	1	3.6
vs Mississippi State	03/10/19		17	1-1	1.000	0-0	.000	2-2	1.000	0	1	1	5.0	2	0	0	0	0	4	3.6
HOUSTON	03/21/19		19	1-2	.500	0-0	.000	3-4	.750	2	3	5	5.0	2	0	0	1	0	5	3.7
UAB	03/24/19		12	1-2	.500	0-0	.000	1-2	.500	0	6	6	5.0	4	0	0	1	0	3	3.6
TCU	03/28/19		11	0-1	.000	0-0	.000	2-4	.500	1	3	4	5.0	0	0	0	1	1	2	3.6
Totals		0	632	51-101	.505	0-0	.000	31-52	.596	66	118	184	5.0	67	5	26	12	22	133	3.6

Games played: 37
Minutes/game: 17.1
Points/game: 3.6
FG Pct: 50.5
FT Pct: 59.6

Rebounds/game: 5.0
Assists/game: 0.1
Turnovers/game: 0.7
Assist/turnover ratio: 0.2
Steals/game: 0.6
Blocks/game: 0.3

@RazorbackWBB STATISTICS
Arkansas Individual Game-by-Game (as of Apr 01, 2019)
All games

#24 THOMAS,Taylah

Opponent	Date	gs	min	Total fg-fga	pct	3-Pointers 3fg-fga	pct	Free throws ft-fta	pct	Rebounds off	def	tot	avg	pf	a	t/o	blk	stl	pts	avg
SHSU	11/10/17		17	2-2	1.000	0-0	.000	0-0	.000	1	3	4	4.0	0	0	0	1	0	4	4.0
SAMFORD	11/12/17		21	5-6	.833	0-1	.000	3-6	.500	2	7	9	6.5	1	0	2	0	0	13	8.5
at Nebraska	11/16/17		20	1-4	.250	0-0	.000	3-4	.750	6	5	11	8.0	3	1	0	2	0	5	7.3
at Oral Roberts	11/20/17		23	0-3	.000	0-1	.000	2-2	1.000	2	7	9	8.3	2	0	0	1	0	2	6.0
at UTEP	11/24/17		16	0-2	.000	0-1	.000	1-2	.500	2	2	4	7.4	1	0	0	0	0	1	5.0
vs NM State	11/25/17		14	0-4	.000	0-0	.000	3-4	.750	3	4	7	7.3	1	0	1	0	0	3	4.7
ACU	11/29/17		20	2-7	.286	1-1	1.000	2-4	.500	3	4	7	7.3	2	0	0	0	2	7	5.0
at Kansas	12/03/17		9	0-1	.000	0-1	.000	0-0	.000	0	0	0	6.4	0	0	0	0	0	0	4.4
CHARLOTTE	12/07/17		4	0-0	.000	0-0	.000	0-0	.000	0	0	0	5.7	3	0	0	0	1	0	3.9
TULSA	12/10/17		19	1-3	.333	1-1	1.000	1-2	.500	4	3	7	5.8	1	0	0	0	1	4	3.9
UT-ARLINGTON	12/17/17	*	11	0-0	.000	0-0	.000	0-0	.000	2	2	4	5.6	5	0	1	0	0	0	3.5
at Arizona State	12/21/17		19	1-1	1.000	0-0	.000	0-0	.000	0	3	3	5.4	3	0	3	0	0	2	3.4
GRAMBLING	12/28/17		13	3-3	1.000	0-0	.000	2-2	1.000	0	2	2	5.2	2	1	2	0	1	8	3.8
OLE MISS	12/31/17		17	2-3	.667	1-1	1.000	1-2	.500	3	0	3	5.0	2	0	1	0	0	6	3.9
at #5/3 Mississippi State	01/04/18		17	2-2	1.000	0-0	.000	0-0	.000	1	5	6	5.1	2	0	0	0	0	4	3.9
ALABAMA	01/07/18		18	0-2	.000	0-0	.000	2-2	1.000	2	2	4	5.0	3	0	1	0	0	2	3.8
at Georgia	1/11/18		29	3-9	.333	0-1	.000	0-0	.000	3	5	8	5.2	2	1	3	0	0	6	3.9
at Auburn	01/14/18		13	2-3	.667	0-0	.000	0-0	.000	1	0	1	4.9	3	0	1	0	0	4	3.9
FLORIDA	01/18/18		21	1-4	.250	0-1	.000	0-0	.000	3	3	6	5.0	1	0	1	0	0	2	3.8
at #11 Missouri	01/21/18	*	21	1-2	.500	0-0	.000	0-0	.000	0	3	3	4.9	2	2	0	0	0	2	3.8
at #9/7 South Carolina	01/25/18		24	1-6	.167	0-1	.000	0-0	.000	2	4	6	5.0	3	0	2	1	0	2	3.7
KENTUCKY	01/29/18		16	2-2	1.000	0-0	.000	0-0	.000	0	1	1	4.8	3	0	1	0	1	4	3.7
at Alabama	02/04/18		22	2-3	.667	0-0	.000	0-2	.000	2	4	6	4.8	1	0	0	0	0	4	3.7
#11 TENNESSEE	02/08/18		12	2-2	1.000	0-0	.000	1-2	.500	0	3	3	4.8	3	0	1	0	1	5	3.8
#13 MISSOURI	02/12/18		21	3-7	.429	0-0	.000	0-0	.000	1	6	7	4.8	1	0	1	0	0	6	3.8
at Kentucky	02/15/18		20	1-3	.333	0-0	.000	0-0	.000	1	1	2	4.7	1	0	2	0	0	2	3.8
LSU	02/18/18		10	2-4	.500	0-0	.000	0-0	.000	2	3	5	4.7	2	0	0	0	1	4	3.8
#17 TEXAS A&M	02/22/18		15	1-4	.250	0-0	.000	0-0	.000	2	4	6	4.8	1	0	1	0	0	2	3.7
at Vanderbilt	02/25/18		17	2-2	1.000	0-0	.000	1-2	.500	3	1	4	4.8	0	0	1	1	0	5	3.8
vs Vanderbilt	02/28/18		8	0-1	.000	0-0	.000	0-2	.000	3	2	5	4.8	2	0	0	0	0	0	3.6
vs #15 Texas A&M	03/01/18		20	2-5	.400	0-0	.000	3-4	.750	1	0	1	4.6	2	0	0	0	0	7	3.7
Totals		2	527	44-100	.440	3-10	.300	25-42	.595	55	89	144	4.6	58	5	25	6	8	116	3.7

Games played: 31
Minutes/game: 17.0
Points/game: 3.7
FG Pct: 44.0
3FG Pct: 30.0
FT Pct: 59.5

Rebounds/game: 4.6
Assists/game: 0.2
Turnovers/game: 0.8
Assist/turnover ratio: 0.2
Steals/game: 0.3
Blocks/game: 0.2

CAREER STATS

Season	gp-gs	min/avg	Total fg-fga	pct	3-Point fg-fga	pct	F-Throws ft-fta	pct	Rebounds off	def	tot	avg	pf	fo	ast	to	blk	stl	Scoring pts	avg
2017-18	31-2	527/17.0	44-100	.440	3-10	.300	25-42	.595	55	89	144	4.6	58	1	5	25	6	8	116	3.7
2018-19	37-0	632/17.1	51-101	.505	0-0	.000	31-52	.596	66	118	184	5.0	67	2	5	26	12	22	133	3.6
TOTAL	68-2	1159/17.0	95-201	.473	3-10	.300	56-94	.596	121	207	328	4.8	125	3	10	51	18	30	249	3.7

MACY WEAVER

@RazorbackWBB STATISTICS
AR Individual Game-by-Game (as of Apr 01, 2019)
All games

#30 WEAVER, Macy

Opponent	Date	gs	min	Total fg-fga	pct	3-Pointers 3fg-fga	pct	Free throws ft-fta	pct	Rebounds off	def	tot	avg	pf	a	t/o	blk	stl	pts	avg
NORTHWESTERN STATE	11/09/18		4	0-0	.000	0-0	.000	0-0	.000	0	0	0	0.0	1	0	0	0	0	0	0.0
NO. 22 ARIZONA STATE	11/18/18		dnp	-	-	-	-	-	-	-	-	-	-	-	-	-	-	-	-	-
vs Tennessee State	11/23/18		10	0-0	.000	0-0	.000	0-0	.000	3	2	5	2.5	2	0	0	1	0	0	0.0
vs Pittsburgh	11/24/18		dnp	-	-	-	-	-	-	-	-	-	-	-	-	-	-	-	-	-
vs Wisconsin	11/25/18		dnp	-	-	-	-	-	-	-	-	-	-	-	-	-	-	-	-	-
ORAL ROBERTS	11/28/18		3	1-1	1.000	0-0	.000	2-2	1.000	0	1	1	2.0	2	0	1	1	0	4	1.3
at No. 22/23 Iowa State	12/02/18		dnp	-	-	-	-	-	-	-	-	-	-	-	-	-	-	-	-	-
TENNESSEE TECH	12/04/18		9	0-3	.000	0-0	.000	0-0	.000	1	2	3	2.3	2	0	0	4	2	0	1.0
at Abilene Christian	12/08/18		dnp	-	-	-	-	-	-	-	-	-	-	-	-	-	-	-	-	-
PRAIRIE VIEW A&M	12/16/18		5	2-2	1.000	0-0	.000	0-1	.000	2	1	3	2.4	1	1	0	1	0	4	1.6
NEBRASKA	12/18/18		dnp	-	-	-	-	-	-	-	-	-	-	-	-	-	-	-	-	-
at Tulsa	12/20/18		dnp	-	-	-	-	-	-	-	-	-	-	-	-	-	-	-	-	-
JACKSON STATE	12/30/18		4	0-0	.000	0-0	.000	1-2	.500	0	2	2	2.3	0	0	0	2	0	1	1.5
MISSISSIPPI STATE	01/03/19		dnp	-	-	-	-	-	-	-	-	-	-	-	-	-	-	-	-	-
at Ole Miss	01/06/19		1	0-0	.000	0-0	.000	0-0	.000	0	0	0	2.0	0	0	0	0	0	0	1.3
at Mizzou	01/10/19		1	1-1	1.000	0-0	.000	1-1	1.000	1	0	1	1.9	0	0	1	0	0	3	1.5
VANDERBILT	01/13/19		5	0-1	.000	0-0	.000	0-0	.000	1	3	4	2.1	0	0	1	0	0	0	1.3
at Tennessee	01/21/19		dnp	-	-	-	-	-	-	-	-	-	-	-	-	-	-	-	-	-
ALABAMA	01/24/19		1	0-0	.000	0-0	.000	0-0	.000	0	0	0	1.9	0	0	0	0	0	0	1.2
at Florida	01/27/19		dnp	-	-	-	-	-	-	-	-	-	-	-	-	-	-	-	-	-
GEORGIA	01/31/19		dnp	-	-	-	-	-	-	-	-	-	-	-	-	-	-	-	-	-
SOUTH CAROLINA	02/03/19		dnp	-	-	-	-	-	-	-	-	-	-	-	-	-	-	-	-	-
at LSU	02/07/19		5	1-2	.500	0-0	.000	1-2	.500	0	0	0	1.7	0	0	0	0	0	3	1.4
AU	02/10/19		dnp	-	-	-	-	-	-	-	-	-	-	-	-	-	-	-	-	-
at No. 17 Kentucky	02/17/19		dnp	-	-	-	-	-	-	-	-	-	-	-	-	-	-	-	-	-
at Georgia	02/21/19		dnp	-	-	-	-	-	-	-	-	-	-	-	-	-	-	-	-	-
OLE MISS	02/24/19		1	0-0	.000	0-0	.000	0-0	.000	1	0	1	1.7	0	0	0	0	0	0	1.3
MISSOURI	02/28/19		dnp	-	-	-	-	-	-	-	-	-	-	-	-	-	-	-	-	-
at Texas A&M	03/03/19		dnp	-	-	-	-	-	-	-	-	-	-	-	-	-	-	-	-	-
vs Georgia	03/07/19		dnp	-	-	-	-	-	-	-	-	-	-	-	-	-	-	-	-	-
vs South Carolina	03/08/19		dnp	-	-	-	-	-	-	-	-	-	-	-	-	-	-	-	-	-
vs Texas A&M	03/09/19		dnp	-	-	-	-	-	-	-	-	-	-	-	-	-	-	-	-	-
vs Mississippi State	03/10/19		dnp	-	-	-	-	-	-	-	-	-	-	-	-	-	-	-	-	-
HOUSTON	03/21/19		dnp	-	-	-	-	-	-	-	-	-	-	-	-	-	-	-	-	-
UAB	03/24/19		dnp	-	-	-	-	-	-	-	-	-	-	-	-	-	-	-	-	-
TCU	03/28/19		dnp	-	-	-	-	-	-	-	-	-	-	-	-	-	-	-	-	-
Totals		0	49	5-10	.500	0-0	.000	5-8	.625	9	11	20	1.7	8	1	3	9	2	15	1.3

Games played: 12
Minutes/game: 4.1
Points/game: 1.3
FG Pct: 50.0
FT Pct: 62.5

Rebounds/game: 1.7
Assists/game: 0.1
Turnovers/game: 0.3
Assist/turnover ratio: 0.3
Steals/game: 0.2
Blocks/game: 0.8

@RazorbackWBB STATISTICS
Arkansas Individual Game-by-Game (as of Apr 01, 2019)
All games

#30 WEAVER, Macy

Opponent	Date	gs	min	Total fg-fga	pct	3-Pointers 3fg-fga	pct	Free throws ft-fta	pct	Rebounds off	def	tot	avg	pf	a	t/o	blk	stl	pts	avg
SHSU	11/10/17		2	0-0	.000	0-0	.000	0-0	.000	0	0	0	0.0	0	0	0	0	0	0	0.0
SAMFORD	11/12/17		1	0-0	.000	0-0	.000	0-0	.000	0	0	0	0.0	0	0	0	0	0	0	0.0
at Nebraska	11/16/17		dnp	-	-	-	-	-	-	-	-	-	-	-	-	-	-	-	-	-
at Oral Roberts	11/20/17		dnp	-	-	-	-	-	-	-	-	-	-	-	-	-	-	-	-	-
at UTEP	11/24/17		19	1-1	1.000	0-0	.000	0-0	.000	2	1	3	1.0	3	1	0	4	1	2	0.7
vs NM State	11/25/17		dnp	-	-	-	-	-	-	-	-	-	-	-	-	-	-	-	-	-
ACU	11/29/17		3	0-1	.000	0-0	.000	0-0	.000	0	1	1	1.0	0	0	0	0	0	0	0.5
at Kansas	12/03/17		2	0-0	.000	0-0	.000	0-0	.000	0	0	0	0.8	0	0	0	1	0	0	0.4
CHARLOTTE	12/07/17		7	0-0	.000	0-0	.000	0-2	.000	2	0	2	1.0	3	0	1	0	0	0	0.3
TULSA	12/10/17		6	0-1	.000	0-0	.000	0-0	.000	0	1	1	1.0	1	0	0	1	0	0	0.3
UT-ARLINGTON	12/17/17		8	0-1	.000	0-0	.000	1-2	.500	1	4	5	1.5	3	0	1	1	0	1	0.4
at Arizona State	12/21/17		7	0-0	.000	0-0	.000	0-0	.000	0	1	1	1.4	2	0	0	0	0	0	0.3
GRAMBLING	12/28/17		5	1-2	.500	0-0	.000	1-1	1.000	2	1	3	1.6	1	0	0	0	0	3	0.6
OLE MISS	12/31/17		dnp	-	-	-	-	-	-	-	-	-	-	-	-	-	-	-	-	-
at #5/3 Mississippi State	01/04/18		3	0-0	.000	0-0	.000	0-0	.000	0	0	0	1.5	0	0	0	0	0	0	0.5
ALABAMA	01/07/18		dnp	-	-	-	-	-	-	-	-	-	-	-	-	-	-	-	-	-
at Georgia	1/11/18		4	0-0	.000	0-0	.000	1-2	.500	1	0	1	1.4	0	0	0	0	0	1	0.6
at Auburn	01/14/18		dnp	-	-	-	-	-	-	-	-	-	-	-	-	-	-	-	-	-
FLORIDA	01/18/18		2	0-1	.000	0-0	.000	0-0	.000	0	0	0	1.3	0	0	0	0	0	0	0.5
at #11 Missouri	01/21/18		11	0-2	.000	0-0	.000	0-0	.000	1	2	3	1.4	3	0	0	1	0	0	0.5
at #9/7 South Carolina	01/25/18		11	3-4	.750	0-0	.000	1-3	.333	2	0	2	1.5	3	0	2	1	0	7	0.9
KENTUCKY	01/29/18		10	0-0	.000	0-0	.000	1-2	.500	1	0	1	1.4	4	0	1	0	0	1	0.9
at Alabama	02/04/18		dnp	-	-	-	-	-	-	-	-	-	-	-	-	-	-	-	-	-
#11 TENNESSEE	02/08/18		dnp	-	-	-	-	-	-	-	-	-	-	-	-	-	-	-	-	-
#13 MISSOURI	02/12/18		15	1-2	.500	0-0	.000	3-6	.500	0	2	2	1.5	2	0	0	1	0	5	1.2
at Kentucky	02/15/18		6	1-1	1.000	0-0	.000	1-2	.500	2	0	2	1.5	2	0	0	0	0	3	1.3
LSU	02/18/18		dnp	-	-	-	-	-	-	-	-	-	-	-	-	-	-	-	-	-
#17 TEXAS A&M	02/22/18		13	1-1	1.000	0-0	.000	1-2	.500	1	2	3	1.6	1	0	0	0	0	3	1.4
at Vanderbilt	02/25/18		dnp	-	-	-	-	-	-	-	-	-	-	-	-	-	-	-	-	-
vs Vanderbilt	02/28/18		dnp	-	-	-	-	-	-	-	-	-	-	-	-	-	-	-	-	-
vs #15 Texas A&M	03/01/18		9	0-3	.000	0-0	.000	1-2	.500	1	3	4	1.7	0	0	0	0	2	1	1.4
Totals		0	144	8-20	.400	0-0	.000	11-24	.458	16	18	34	1.7	28	1	5	10	3	27	1.4

Games played: 20
Minutes/game: 7.2
Points/game: 1.4
FG Pct: 40.0
FT Pct: 45.8

Rebounds/game: 1.7
Assists/game: 0.1
Turnovers/game: 0.3
Assist/turnover ratio: 0.2
Steals/game: 0.2
Blocks/game: 0.5

CAREER STATS

Season	gp-gs	min/avg	Total fg-fga	pct	3-Point fg-fga	pct	F-Throws ft-fta	pct	Rebounds off	def	tot	avg	pf	fo	ast	to	blk	stl	Scoring pts	avg
2017-18	20-0	144/7.2	8-20	.400	0-0	.000	11-24	.458	16	18	34	1.7	28	0	1	5	10	3	27	1.4
2018-19	12-0	49/4.1	5-10	.500	0-0	.000	5-8	.625	9	11	20	1.7	8	0	1	3	9	2	15	1.3
TOTAL	32-0	193/6.0	13-30	.433	0-0	.000	16-32	.500	25	29	54	1.7	36	0	2	8	19	5	42	1.3

CHELSEA DUNGEE

@RazorbackWBB STATISTICS
AR Individual Game-by-Game (as of Apr 01, 2019)
All games

#33 DUNGEE, Chelsea

				Total		3-Pointers		Free throws		Rebounds											
Opponent	Date	gs	min	fg-fga	pct	3fg-fga	pct	ft-fta	pct	off	def	tot	avg	pf	a	t/o	blk	stl	pts	avg
NORTHWESTERN STATE	11/09/18	*	22	4-8	.500	2-3	.667	1-3	.333	1	2	3	3.0	2	3	1	0	0	11	11.0
at UT Arlington	11/14/18	*	26	6-9	.667	2-2	1.000	2-2	1.000	1	2	3	3.0	5	1	4	1	0	16	13.5
NO. 22 ARIZONA STATE	11/18/18	*	24	7-13	.538	2-6	.333	4-4	1.000	1	5	6	4.0	4	1	1	0	0	20	15.7
vs Tennessee State	11/23/18	*	30	5-9	.556	0-0	.000	6-9	.667	1	5	6	4.5	2	0	2	0	2	16	15.8
vs Pittsburgh	11/24/18	*	34	2-13	.154	1-6	.167	5-6	.833	0	1	1	3.8	1	0	1	2	1	10	14.6
vs Wisconsin	11/25/18	*	34	5-11	.455	3-5	.600	7-10	.700	1	4	5	4.0	3	1	4	0	3	20	15.5
ORAL ROBERTS	11/28/18	*	32	7-19	.368	0-5	.000	7-7	1.000	1	4	5	4.1	0	1	3	0	1	21	16.3
at No. 22/23 Iowa State	12/02/18	*	33	6-17	.353	2-5	.400	13-16	.813	0	5	5	4.3	4	2	2	0	1	27	17.6
TENNESSEE TECH	12/04/18	*	28	12-18	.667	4-6	.667	0-0	.000	1	4	5	4.3	1	2	3	0	2	28	18.8
at Abilene Christian	12/08/18	*	25	0-9	.000	0-4	.000	2-4	.500	0	1	1	4.0	1	0	1	0	1	2	17.1
PRAIRIE VIEW A&M	12/16/18	*	27	2-11	.182	0-2	.000	4-6	.667	1	5	6	4.2	1	1	1	0	1	8	16.3
NEBRASKA	12/18/18	*	36	7-21	.333	4-11	.364	5-6	.833	0	5	5	4.3	1	1	0	0	0	23	16.8
at Tulsa	12/20/18	*	37	7-24	.292	2-11	.182	7-10	.700	1	8	9	4.6	3	0	4	0	3	23	17.3
JACKSON STATE	12/30/18	*	31	4-18	.222	0-8	.000	5-6	.833	0	5	5	4.6	1	2	2	0	7	13	17.0
MISSISSIPPI STATE	01/03/19	*	37	10-23	.435	1-4	.250	4-5	.800	1	1	2	4.5	3	1	4	4	1	25	17.5
at Ole Miss	01/06/19	*	29	5-12	.417	3-7	.429	4-4	1.000	0	3	3	4.4	3	2	1	0	0	17	17.5
at Mizzou	01/10/19	*	34	4-17	.235	3-9	.333	4-4	1.000	0	6	6	4.5	3	1	2	0	2	15	17.4
VANDERBILT	01/13/19	*	24	3-11	.273	2-7	.286	2-4	.500	0	3	3	4.4	2	1	1	1	1	10	16.9
at Tennessee	01/21/19	*	33	5-11	.455	2-4	.500	7-7	1.000	1	4	5	4.4	4	2	0	0	1	19	17.1
ALABAMA	01/24/19	*	33	4-15	.267	0-4	.000	1-2	.500	0	2	2	4.3	2	2	2	0	1	9	16.7
at Florida	01/27/19	*	37	9-18	.500	1-5	.200	6-7	.857	2	3	5	4.3	2	1	1	0	2	25	17.0
GEORGIA	01/31/19	*	33	9-18	.500	2-4	.500	8-8	1.000	0	2	2	4.2	3	1	1	2	2	28	17.5
SOUTH CAROLINA	02/03/19	*	33	10-21	.476	2-5	.400	10-11	.909	1	4	5	4.3	3	3	2	2	1	32	18.2
at LSU	02/07/19	*	34	6-13	.462	0-1	.000	2-3	.667	1	2	3	4.2	2	0	2	0	1	14	18.0
AU	02/10/19	*	40	10-18	.556	4-7	.571	17-19	.895	1	4	5	4.2	2	1	3	0	1	41	18.9
at No. 17 Kentucky	02/17/19	*	37	7-18	.389	1-6	.167	5-6	.833	0	7	7	4.3	4	1	2	0	2	20	19.0
at Georgia	02/21/19	*	37	4-15	.267	1-4	.250	9-12	.750	2	4	6	4.4	4	2	5	0	2	18	18.9
OLE MISS	02/24/19	*	39	8-17	.471	5-7	.714	12-15	.800	0	4	4	4.4	3	0	4	0	0	33	19.4
MISSOURI	02/28/19	*	40	7-24	.292	3-12	.250	8-8	1.000	1	6	7	4.5	3	5	3	1	3	25	19.6
at Texas A&M	03/03/19	*	37	4-12	.333	2-3	.667	5-6	.833	2	4	6	4.5	3	4	3	0	0	15	19.5
vs Georgia	03/07/19	*	36	10-16	.625	1-5	.200	10-12	.833	0	2	2	4.5	2	2	1	0	1	31	19.8
vs South Carolina	03/08/19	*	37	8-17	.471	2-3	.667	13-13	1.000	0	1	1	4.3	3	2	2	1	0	31	20.2
vs Texas A&M	03/09/19	*	37	5-14	.357	3-6	.500	4-4	1.000	1	3	4	4.3	3	3	7	0	0	17	20.1
vs Mississippi State	03/10/19	*	35	9-19	.474	1-3	.333	5-7	.714	1	5	6	4.4	3	4	4	0	2	24	20.2
HOUSTON	03/21/19	*	44	10-19	.526	2-3	.667	15-17	.882	0	5	5	4.4	4	1	3	0	1	37	20.7
UAB	03/24/19	*	24	4-9	.444	0-1	.000	5-6	.833	1	4	5	4.4	1	1	2	0	0	13	20.5
TCU	03/28/19	*	38	7-17	.412	3-4	.750	5-6	.833	0	1	1	4.3	4	4	2	1	2	22	20.5
Totals		37	1227	232-574	.404	66-188	.351	229-275	.833	24	136	160	4.3	95	59	86	15	48	759	20.5

Games played: 37
Minutes/game: 33.2
Points/game: 20.5
FG Pct: 40.4
3FG Pct: 35.1
FT Pct: 83.3

Rebounds/game: 4.3
Assists/game: 1.6
Turnovers/game: 2.3
Assist/turnover ratio: 0.7
Steals/game: 1.3
Blocks/game: 0.4

CAREER STATS

			Total		3-Point		F-Throws		Rebounds										Scoring	
Season	gp-gs	min/avg	fg-fga	pct	fg-fga	pct	ft-fta	pct	off	def	tot	avg	pf	fo	ast	to	blk	stl	pts	avg
2018-19	37-37	1227/33.2	232-574	.404	66-188	.351	229-275	.833	24	136	160	4.3	95	1	59	86	15	48	759	20.5
TOTAL	37-37	1227/33.2	232-574	.404	66-188	.351	229-275	.833	24	136	160	4.3	95	1	59	86	15	48	759	20.5

ROKIA DOUMBIA

@RazorbackWBB STATISTICS
AR Individual Game-by-Game (as of Apr 01, 2019)
All games

#52 DOUMBIA, Rokia

				Total		3-Pointers		Free throws		Rebounds											
Opponent	Date	gs	min	fg-fga	pct	3fg-fga	pct	ft-fta	pct	off	def	tot	avg	pf	a	t/o	blk	stl	pts	avg
NORTHWESTERN STATE	11/09/18		17	4-6	.667	1-2	.500	2-3	.667	0	1	1	1.0	2	0	0	0	1	11	11.0
at UT Arlington	11/14/18		4	0-1	.000	0-0	.000	0-0	.000	0	0	0	0.5	1	0	1	0	1	0	5.5
NO. 22 ARIZONA STATE	11/18/18		7	0-0	.000	0-0	.000	0-0	.000	0	1	1	0.7	2	0	1	0	0	0	3.7
vs Tennessee State	11/23/18		6	0-0	.000	0-0	.000	0-0	.000	0	0	0	0.5	0	1	0	0	0	0	2.8
vs Pittsburgh	11/24/18		dnp	-	-	-	-	-	-	-	-	-	-	-	-	-	-	-	-	-
vs Wisconsin	11/25/18		4	0-0	.000	0-0	.000	0-0	.000	0	1	1	0.6	0	0	1	0	0	0	2.2
ORAL ROBERTS	11/28/18		5	0-0	.000	0-0	.000	1-1	1.000	0	0	0	0.5	2	1	2	0	0	1	2.0
at No. 22/23 Iowa State	12/02/18		dnp	-	-	-	-	-	-	-	-	-	-	-	-	-	-	-	-	-
TENNESSEE TECH	12/04/18		9	0-1	.000	0-1	.000	0-0	.000	0	1	1	0.6	2	0	1	1	1	0	1.7
at Abilene Christian	12/08/18		dnp	-	-	-	-	-	-	-	-	-	-	-	-	-	-	-	-	-
PRAIRIE VIEW A&M	12/16/18		13	1-5	.200	0-2	.000	0-0	.000	1	3	4	1.0	1	3	1	1	0	2	1.8
NEBRASKA	12/18/18		dnp	-	-	-	-	-	-	-	-	-	-	-	-	-	-	-	-	-
at Tulsa	12/20/18		dnp	-	-	-	-	-	-	-	-	-	-	-	-	-	-	-	-	-
JACKSON STATE	12/30/18		11	2-4	.500	0-1	.000	1-1	1.000	1	0	1	1.0	3	1	3	0	0	5	2.1
MISSISSIPPI STATE	01/03/19		6	0-0	.000	0-0	.000	0-0	.000	1	0	1	1.0	1	0	1	0	0	0	1.9
at Ole Miss	01/06/19		8	1-1	1.000	1-1	1.000	0-2	.000	1	1	2	1.1	0	1	2	0	0	3	2.0
at Mizzou	01/10/19		3	0-1	.000	0-0	.000	0-0	.000	0	0	0	1.0	1	0	0	0	0	0	1.8
VANDERBILT	01/13/19		14	0-4	.000	0-2	.000	0-0	.000	3	4	7	1.5	5	0	2	0	0	0	1.7
at Tennessee	01/21/19		2	0-2	.000	0-1	.000	0-0	.000	0	0	0	1.4	0	0	0	0	0	0	1.6
ALABAMA	01/24/19		1	0-0	.000	0-0	.000	0-0	.000	0	0	0	1.3	0	0	0	0	0	0	1.5
at Florida	01/27/19		dnp	-	-	-	-	-	-	-	-	-	-	-	-	-	-	-	-	-
GEORGIA	01/31/19		dnp	-	-	-	-	-	-	-	-	-	-	-	-	-	-	-	-	-
SOUTH CAROLINA	02/03/19		dnp	-	-	-	-	-	-	-	-	-	-	-	-	-	-	-	-	-
at LSU	02/07/19		7	0-1	.000	0-0	.000	0-0	.000	0	1	1	1.3	0	0	4	0	1	0	1.4
AU	02/10/19		0	0-0	.000	0-0	.000	0-0	.000	0	0	0	1.2	0	0	0	0	0	0	1.3
at No. 17 Kentucky	02/17/19		dnp	-	-	-	-	-	-	-	-	-	-	-	-	-	-	-	-	-
at Georgia	02/21/19		dnp	-	-	-	-	-	-	-	-	-	-	-	-	-	-	-	-	-
OLE MISS	02/24/19		1	0-1	.000	0-1	.000	0-0	.000	0	0	0	1.1	0	0	0	0	0	0	1.2
MISSOURI	02/28/19		dnp	-	-	-	-	-	-	-	-	-	-	-	-	-	-	-	-	-
at Texas A&M	03/03/19		1	0-0	.000	0-0	.000	0-0	.000	0	0	0	1.1	1	0	0	0	0	0	1.2
vs Georgia	03/07/19		dnp	-	-	-	-	-	-	-	-	-	-	-	-	-	-	-	-	-
vs South Carolina	03/08/19		0	0-0	.000	0-0	.000	0-0	.000	0	0	0	1.0	0	0	0	0	0	0	1.1
vs Texas A&M	03/09/19		dnp	-	-	-	-	-	-	-	-	-	-	-	-	-	-	-	-	-
vs Mississippi State	03/10/19		1	0-0	.000	0-0	.000	0-0	.000	1	0	1	1.0	0	0	0	0	0	0	1.0
HOUSTON	03/21/19		dnp	-	-	-	-	-	-	-	-	-	-	-	-	-	-	-	-	-
UAB	03/24/19		13	1-5	.200	0-2	.000	0-0	.000	1	2	3	1.1	1	3	1	0	0	2	1.1
TCU	03/28/19		0	0-0	.000	0-0	.000	0-0	.000	0	0	0	1.0	0	0	0	0	0	0	1.0
Totals		0	133	9-32	.281	2-13	.154	4-7	.571	9	15	24	1.0	22	10	20	2	4	24	1.0

Games played: 23
Minutes/game: 5.8
Points/game: 1.0
FG Pct: 28.1
3FG Pct: 15.4
FT Pct: 57.1

Rebounds/game: 1.0
Assists/game: 0.4
Turnovers/game: 0.9
Assist/turnover ratio: 0.5
Steals/game: 0.2
Blocks/game: 0.1

CAREER STATS

			Total		3-Point		F-Throws		Rebounds										Scoring	
Season	gp-gs	min/avg	fg-fga	pct	fg-fga	pct	ft-fta	pct	off	def	tot	avg	pf	fo	ast	to	blk	stl	pts	avg
2018-19	23-0	133/5.8	9-32	.281	2-13	.154	4-7	.571	9	15	24	1.0	22	1	10	20	2	4	24	1.0
TOTAL	23-0	133/5.8	9-32	.281	2-13	.154	4-7	.571	9	15	24	1.0	22	1	10	20	2	4	24	1.0

MIKE NEIGHBORS BY THE NUMBERS

TOP 10 MOVIES

1. A Few Good Men
2. The Hunt For Red October
3. The Silence Of The Lambs
4. Hoosiers
5. Pretty Woman
6. Moneyball
7. Top Gun
8. JFK
9. The Lion King
10. Purple Rain

See the entire list here: http://imdb.to/2royaE0

He has 160 movies that are classified as 'thriller". "Romance" is next with 152 followed by 69 "sport", 58 "mystery", and 32 "sci–fi".

TOP 10 SONGS

1. Sweet Child O' Mine (Guns N' Roses)
2. You Shook Me All Night Long (AC/DC)
3. Man In The Mirror (Michael Jackson)
4. Amarillo By Morning (George Strait)
5. Jessie's Girl (Rick Springfield)
6. Hysteria (Def Leppard)
7. Fishin' In The Dark (Nitty Gritty Dirt Band)
8. The Ballard of Curtis Loew (Lynyrd Skynyrd)
9. Wanted Dead Or Alive (Bon Jovi)
10. Let's Go Crazy (Prince)

TOP 10 TV SHOWS

1. West Wing (first three seasons)
2. The Wire
3. Breaking Bad
4. Seinfeld
5. The Newsroom
6. Prison Break
7. Arrested Development
8. Game of Thrones
9. The Sopranos
10. The Goldbergs

See the entire list here: http://www.imdb.com/list/ls009377912/

Neighbors has 16 comedies, 15 dramas and seven crime shows on the list.

Sign up for Mike Neighbors' newsletter and listen to his podcasts at

CoachNeighbors.com

Neighbors has worked with 11 WNBA Draft Picks

YEAR	UNIVERSITY	PLAYER	ROUND	OVERALL	TEAM NOTE
2017	Washington	Kelsey Plum	1	1	San Antonio Spurs ! @
	Washington	Chantel Osahor	2	21	Chicago Sky ! @
2016	Washington	Talia Walton	3	29	Los Angeles Sparks ! @
2011	Xavier	Amber Harris	1	4	Minnesota Lynx #
	Xavier	Ta'Shia Phillips	1	8	Atlanta Dream #
	TAMU/UAFS	Tanisha Smith	2	22	Seattle Storm #
	Colorado	Brittany Spears	2	19	Phoenix Mercury *
2009	Arkansas	Shameka Christon	1	5	New York Liberty #
2008	Arkansas	Lauren Ervin	3	37	Connecticut Sun #
2006	Tulsa	Megan Moody	–	–	Houston Comets Free Agent #
2003	Tulsa	Allison Curtin	1	12	Houston Comets ! # Traded to Detroit Shock
	Arkansas	Dana Cherry	2	23	Charlotte Sting

*–Recruited but did not coach
!–At the school when player was drafted
@–Worked with player as a head coach
#–Worked with player as an assistant coach
$–Worked with player as other (GA, etc)

FAST RISE TO ELITE RANKS

Mike Neighbors had a meteoric rise to the top as a head coach at Washington. In four seasons, he amassed 96 wins, had three NCAA Tournament appearances and reached the Final Four. Those accomplishments put him in some rare air.

FIRST FOUR YEARS AS A POWER FIVE HEAD COACH

Coach	School	Wins	NCAA Apps.	NCAA Best
Holly Warlick	Tennessee	108	4	Sweet 16
Mike Neighbors	**Washington**	**98**	**3**	**1 Final Four**
Jeff Walz	Louisville	96	3	1 Final Four
Nikki Fargas	UCLA	95	3	2nd Rnd
Vic Schaefer	Mississippi State	90	2	Sweet 16
Karen Aston	Texas	89	3	1 Elite 8
Matthew Mitchell	Kentucky	86	2	1 Elite 8
Kevin McGuff	Xavier	80	1	1 Elite 8
Dawn Staley	South Carolina	77	1	–
Brenda Frese	Minn./Maryland	72	2	–

BUILDING A FAN BASE

Mike Neighbors saw a 62.9 increase in attendance in his four seasons at Washington. Look for fan engagement to be a big part of future Razorback programs as well.

COACHING TREE

Coach	w/Neighbs	Now
Fred Castro	'14, '15, '16	HC Eastern Michigan
Adia Barnes	'14, '15	HC Arizona
Adam Call	'14	AC Eastern Michigan
Morgan Valley	'16	AC Arizona
Todd Schaefer	'16	AHC Arkansas
Jasmine Lister	'16	AC DePaul

WANT TO ASK SOME GOOD QUESTIONS?

1. He has had two heart attacks
2. He keeps a lot of lists
3. His lowest moment was he eureka moment
4. He plays guitar and has a band
5. He reads really fast
6. He is an analytics nerd
7. He is a bar–game prodigy

THE MOST INTERESTING MAN IN COLLEGE BASKETBALL

→ Grew up with a "Big Touk": Coach is lactose intolerant and often had Coke in his bottle.

→ Blueberry Please: When he got old enough to make his own breakfast, Pop Tarts were a regular. He liked the chocolate ones as a kid but prefers frosted blueberry now.

→ Movies: His expansive movie collection includes digital, disk and VHS copies. Did you know he used to work at BlockBuster?

→ Lunch Boxes: Coach collects tin lunch boxes and has them displayed in his home. His first lunch box had KISS on it. He got it in second grade.

→ Athens City Champion: Coach stumbled upon a dart tournament while on a trip to Athens, Georgia. He joined in and was one of the two–man winning team.

OPEN MIKE

Want to get to know Mike Neighbors in his own words? Check out the links below for stories about Mike, his hire and his dream job at Arkansas.

Mike's First 30 Days | http://bit.ly/First30
Mike's Dream Job | http://bit.ly/MNDreamJob
Mike's Press Conf. | http://bit.ly/PressConfVideo

AWARDS

Malica Monk
Preseason Coaches Second–Team All–SEC
University of Arkansas Athletics Department Honor Roll | Fall 2018

Chelsea Dungee
Coaches Second–Team All–SEC
AP Second–Team All–SEC
2019 SEC Tournament All–Tournament Team
University of Arkansas Athletics Department Honor Roll | Fall 2018

Bailey Zimmerman
SEC Community Service Team
University of Arkansas Athletics Department Athletic Director's List | Fall 2018

Grayce Spangler
University of Arkansas Athletics Department Honor Roll | Fall 2018

Sydney Stout
University of Arkansas Athletics Department Academic Champion | Fall 2018

Keiryn Swenson
University of Arkansas Athletics Department Academic Champion | Fall 2018

Taylah Thomas
University of Arkansas Athletics Department Honor Roll | Fall 2018

Macy Weaver
University of Arkansas Athletics Department Honor Roll | Fall 2018

TEAM SINGLE–SEASON RECORDS

- 2736 Points Scored
- 2584 Opponent points allowed
- 2413 FGA
- 296 3PFGM
- 922 3PFGA
- 933 Def Reb
- 37 Games Played
- 7425 Minutes (since 2001–02)
- March 28, 2019 – Latest game played in program history

TEAM SINGLE–SEASON SEC GAME RECORDS

- 1,117 Points Scored
- 397 Field Goals
- 123 3PFGM
- 404 3PFGA
- –10.7 Worst Rebounding Margin
- 175 Fewest Turnovers

TEAM SINGLE–SEASON TOP 10

Points	2736	1
FGM	961	3
FGA	2413	1
3PFGM	296	1
3PFGA	922	1
FTM	518	6
FTA	710	9
FT	.730	2
Reb	1354	2
DRB	933	1
DRB	25.22	T5
Blocks	146	2
Steals	315	9
3PFGDef	.294	8
Games	37	1
Total Min	7425	1
MPG	200.67	9

TEAM SINGLE–GAME RECORDS

3PTFGM	15 vs. UAB
FT	1.000 (12–12)
Blocks	13 vs. TTU

TEAM SINGLE–GAME TOP 10

3PTFGM	15 vs. UAB	1
3PTFBM	13 vs. Vanderbilt	T2
3PTFGM	13 vs. Nebraska	T2
3PTFGA	37 vs. JSU	T2
3PTFGA	37 vs. Nebraska	T2
3PTFG	.500 vs. UAB, SC	T9
FT	1.000 (12–12)	T1
FT	.944 (17–18)	5
Rebounds	64	T4
Blocks	13 vs TTU	1

INDIVIDUAL RECORDS

Chelsea Dungee
•34 of 37 games in double figure scoring
•14 games with 10–19 points
•14 games with 20–29 points
•5 games with 30–39 points
•1 game with 40+ points
•Currently on a 17–game streak of double–digit scoring
•Scoring average of 20.5 ppg ranks second for a single season
•229 made free throws and 275 attempts are a single–season school record
•Seven games with double figure makes from the line and 10 games shooting 100 from the line
•759 points this season is a single–season record and is just one of three 600+ point single–season scoring performances in program history (655 Bettye Fiscus, 1981 | 692 Shelly Wallace, 1988–89)
•Free throw percentage of 83.3 (229–275) ranks second for an individual in a season.
•Second all–time for SEC single season FTM with 224
•T4 for SEC single season FTA with 269

Malica Monk
•1320 career points (16th in program history)
•28th player to score 1,000+ career points
•369 career assists is ninth all–time
•16th with 121 games played
•99 games started is 12th in school history
•1288 career field goal attempts ranks sixth in program history

Jailyn Mason
•861 career points ranks T34 in program history
•379 career rebounds is 39th in program history
•256 assists ranks 17th in program history
•111 career 3–point field goals ranks 13th in program history
•306 3–point field goal attempts ranks T–15
•Ranks sixth shooting .363 (111–306) from distance
•115 3PTFG ranks 11th in program history
•312 3PTFGA ranks14th in program history

Kiara Williams
•86 career blocked shots ranks 11th in program history
•566 career points rank 59th in program history
•509 career rebounds rank 26th in program history
•219 career offensive rebounds rank 8th in program history
•.558 (235–421) career field goal percentage ranks fourth in school history

Bailey Zimmerman
•Ranks T–2th with 117 games played

Other
•Reached the finals of the SEC Tournament for the first time in program history
•Played six ranked teams in the regular season and nine overall
•Back–to–back wins over a ranked team (No. 12 South Carolina & No. 15 Texas A&M)

SEC TOURNAMENT NOTES

•It was Arkansas' first–ever trip to the SEC Tournament finals
•Arkansas (10 Seed) is the lowest seeded team to ever reach the SEC Tournament finals
•Chelsea Dungee earned SEC All–Tournament Team honors. She is just the second player to earn all–tournament honors in program history (Shameka Christon, 2002 & 2003)
•Chelsea Dungee scored 24 points in the championship game and 103 in the tournament, setting the record for most points by an individual in the Tournament. The previous record was held by Shelia Collins (Tennessee, 1985)
•Jailyn Mason had two 3–point field goals against Mississippi State and 13 for the week, tying the SEC Tournament record held by Betsy Harris of Alabama in 1993. Mason was 13–for–24 shooting .542 from distance in the tournament.
•Overcame 16–point deficit against No. 15 Texas A&M to win in semifinals of SEC Tournament (largest comeback of the season)
•Held #15 Texas A&M scoreless for the final 6:30 of the game while outscoring them 17–0 and forcing nine turnovers in the fourth quarter of the SEC Semifinal win
•Individual SEC Tournament Records
FT: Chelsea Dungee (13–13) vs #12 South Carolina, 3–8–19
FTA: Chelsea Dungee vs. #12 South Carolina, 3–8–19
FT: Chelsea Dungee (13–13) vs. #12 S. Carolina, 3–8–19
Points: Chelsea Dungee 103
•Team SEC Tournament Records
Points: 95 vs #12 South Carolina, 3–8–19
Points in the first half (tie): 48 vs. Georgia, 3–7–19
FG: 56.1 (32–57) vs. Georgia, 3–7–19
3PT FG: .500 (11–22) vs. #12 South Carolina, 3–8–19
•Mike Neighbors has won at least one game in back–to–back SEC Tournament appearances (2018, 2019). That has happened only twice before (1998, 1999 | 2001, 2002, 2003)

WINS AND LOSSES

Fifteen losses - Seven to teams who were ranked in the AP Top–25
•Three one–possession losses – two against ranked teams (Kentucky & Arizona State)
•Eight losses are 9 points or less – four against ranked teams and two others against teams receiving votes at the time of the game
•RPI of 61 (3/10/19) – been as high as 48
•Of the 14 losses, seven were to teams with a top–30 RPI
•Regular season wins over Tennessee (RPI 43), Nebraska (RPI 85), UT Arlington (RPI 94) * RPI when we played
•Defeated Georgia, No. 12 South Carolina & No. 15 Texas A&M in the SEC Tournament in the SEC Tournament in back–to–back–to–back days
•Four of the losses (Ga, SC, LSU, AU) came when redshirt sophomore point guard A'Tyanna Gaulden was out with an injury. Point guard Malica Monk played 142 of 160 possible minutes during that stretch
•SEC Losses | #17 Kentucky, Miss State (2x), Missouri (2x), Georgia (2x), LSU, Auburn, #19 Texas A&M
•Iowa State | Second Big 12 Regular Season | Big 12 Tournament Runner–Up (lost to No. 1 Baylor) ; Arkansas lost to

Iowa State by nine points ; Cyclones averaged +23.7 scoring margin at home
•Wisconsin | 13th Big Ten Regular Season | Quarterfinals
•Nebraska | 9th Big Ten Regular Season | Second Round
•Arizona State | 5th Pac–12 | Quarterfinals
•Pittsburgh | 14th ACC | First Round
•UT–Arlington | Second Sun Belt | Tournament TBA
•ORU | Third Summit League | Quarterfinals
•Abilene Christian | Fourth Southland | Tournament TBA

NCAA TOURNAMENT BULLETS

•Finished season beating 3 higher seeded teams in the SEC Tournament
•2 of those SEC Tournament wins over Top 25 RPI teams
•S.C. win was in South Carolina (essentially a home game)
•2 Top 25 RPI wins and 5 Top 100 Wins on the year
•Significant head to head win AT TENNESSEE
•0 losses outside RPI Top 150 (worse loss is 126 back in November)
•Lost 1 possession games Arizona State, Iowa State(road), Auburn and Kentucky(road)
•Road win over Sun Belt Champion (regular season) UTA
•4 February losses (GA/SC/LSU/AU) came when PG A'Tyanna Gaulden was out with injury. PG Malica Monk forced to play 142 f 160 minutes available AND broke her hand during the Auburn game and missed significant time in the second half*RPI of 65 (3–10–19) w/ high RPI of 48
•8 of 13 losses are by single digits

WNIT NOTES

•Seventh appearance
•Won the first–round game in each appearance
•Arkansas WNIT Records
Chelsea Dungee
37 points vs Houston
15 made free throws vs Houston
Team
28 made free throws vs Houston
82.4 (28–34) free throw percent vs Houston
100 points scored vs UAB
48 largest margin of victory vs UAB (100–52)
Most 3PFG - 15 vs UAB
Tied Best 3 point field goal percentage - 50 (15–30) vs UAB
Fewest turnovers in a WNIT game - 7 vs UAB
Worst opponent FG – 29.9 (20–67) UAB
Worst opponent 3PFG – 12.5 (3–24) UAB
Fewest opponent 3PFG - 3 UAB

TOP–5 STAT RANKINGS IN THE SEC

TEAM - ALL Games			SEC ONLY GAMES		
Scoring offense	4	73.9	4	69.8	
Free Throw	5	.730	1	.778 (200–257)	
3PT FG Defense	3	.295	3	.290	
Blocked Shots	4	3.9	T4	3.4	
Steals	5	8.5	–	–	
Turnover Margin	4	+5.3	4	+4.8	
Assist/TO Ratio	T2	1.0	2	1.0	
3PT FG Made	2	8.0	3	7.7	
INDIVIDUAL					
Chelsea Dungee					
Scoring	2	20.5	2	21.6	
FG	14	.404 (232–574)	13		.399 (105–263)
FT	3	.833 (229–275)	3		.860 (104–121)
FTM	1	229	2	229	
FTA	1	275	2	275	
3PT FGM	T11	1.8	9	2.0	
Minutes Played	T10	33.2	10	34.8	
3P FG			8	.360 (32–89)	
Malica Monk					
Scoring	19	12.7	18	13.3	
Assists	14	3.2	6	4.0	
Assist/TO Ratio	5	1.8	4	2.4	
Minutes Played			27	31.6	
Kiara Williams					
Rebounding	T16	6.6			
Blocked shots	T5	1.5	T6	1.2	
Offensive Rebounds	8	2.8	T14	2.3	
Alexis Tolefree					
3PT FG	9	.286 (77–269)			
3PT FGM	7	2.1	14	1.7	
Jailyn Mason					
Minutes Played	29	30.0			

TOP–10 TEAM STAT RANKINGS IN THE NCAA

FTA	16	710
FTM	6	518
3PT FGA	8	923
3PT FGM	18	296
Turnover Margin	12	5.32
TO Per Game	8	11.5

TOP–20 PLAYER STAT RANKINGS IN THE NCAA

Chelsea Dungee		
FGA	14	574
Points	7	759
FTA	2	275
FTM	2	229
PPG	20	20.5
Alexis Tolefree		
3PT FGA	20	269

OVERALL STATISTICS

RECORD:	OVERALL	HOME	AWAY	NEUTRAL
ALL GAMES	22–15	11–7	6–6	5–2
CONFERENCE	6–10	3–5	3–5	0–0
NON–CONFERENCE	16–5	8–2	3–1	5–2

SCORE BY PERIODS:	1st	2nd	3rd	4th	OT	Total
AR	633	634	738	716	15	2736
Opponents	628	596	681	672	7	2584

DEADBALL REB:	OFF	DEF	TOTAL
ARKANSAS	100	31	131
Opponents	109	15	124

					TOTAL			3–PTS						REBOUNDS											
##	Player	GP	GS	Min	Avg	FG	FGA	Pct	3FG	FGA	Pct	FT	FTA	Pct	Off	Def	Tot	Avg	PF	FO	A	TO	Blk	Stl	Pts	Avg
33	DUNGEE, Chelsea	37	37	1227	33.2	232	574	.404	66	188	.351	229	275	.833	24	136	160	4.3	95	1	59	86	15	48	759	20.5
03	MONK, Malica	37	37	1081	29.2	174	434	.401	42	120	.350	79	117	.675	20	68	88	2.4	84	0	117	64	6	50	469	12.7
02	TOLEFREE, Alexis	37	36	891	24.1	126	390	.323	77	268	.287	49	63	.778	15	101	116	3.1	61	0	37	49	13	52	378	10.2
14	MASON, Jailyn	37	36	1111	30.0	114	277	.412	49	129	.380	17	23	.739	19	115	134	3.6	71	0	71	54	14	42	294	7.9
10	WILLIAMS, Kiara	37	37	790	21.4	104	172	.605	0	0	.000	42	72	.583	103	140	243	6.6	88	1	20	33	54	40	250	6.8
00	GAULDEN, A'Tyanna	30	0	391	13.0	59	151	.391	2	10	.200	29	37	.784	12	28	40	1.3	28	0	75	46	2	15	149	5.0
24	THOMAS, Taylah	37	0	632	17.1	51	101	.505	0	0	.000	31	52	.596	66	118	184	5.0	67	2	5	26	12	22	133	3.6
22	ZIMMERMAN, Bailey	37	1	636	17.2	39	133	.293	21	83	.253	31	47	.660	51	78	129	3.5	43	0	14	24	17	18	130	3.5
01	NORTHCROSS–BAKER, Ra	35	1	410	11.7	40	119	.336	29	95	.305	1	3	.333	6	34	40	1.1	40	0	16	15	1	21	110	3.1
13	SPANGLER, Grayce	13	0	37	2.8	7	18	.389	7	14	.500	0	4	.000	3	0	3	0.2	9	0	0	3	1	1	21	1.6
30	WEAVER, Macy	12	0	49	4.1	5	10	.500	0	0	.000	5	8	.625	9	11	20	1.7	8	0	1	3	9	2	15	1.3
52	DOUMBIA, Rokia	23	0	133	5.8	9	32	.281	2	13	.154	4	7	.571	9	15	24	1.0	22	1	10	20	2	4	24	1.0
20	STOUT, Sydney	15	0	37	2.5	1	2	.500	1	2	.500	1	2	.500	2	6	8	0.5	2	0	2	0	0	0	4	0.3
TM	TEAM														82	83	165	4.5	2			4			0	
	Total	37				961	2413	.398	296	922	.321	518	710	.730	421	933	1354	36.6	620	5	427	427	146	315	2736	73.9
	Opponents	37				966	2336	.414	198	673	.294	454	653	.695	497	1107	1604	43.4	672	15	514	624	135	206	2584	69.8

SEC STATISTICS

RECORD:	OVERALL	HOME	AWAY	NEUTRAL
CONFERENCE	6–10	3–5	3–5	0–0

SCORE BY PERIODS:	1st	2nd	3rd	4th	OT	Total
Arkansas	245	265	299	308	–	1117
Opponents	274	268	291	328	–	1161

DEADBALL REB:	OFF	DEF	TOTAL
ARKANSAS	29	9	38
Opponents	52	3	55

					TOTAL			3–PTS						REBOUNDS											
##	Player	GP	GS	Min	Avg	FG	FGA	Pct	3FG	FGA	Pct	FT	FTA	Pct	Off	Def	Tot	Avg	PF	FO	A	TO	Blk	Stl	Pts	Avg
33	DUNGEE, Chelsea	16	16	557	34.8	105	263	.399	32	89	.360	104	121	.860	12	59	71	4.4	46	0	27	36	10	20	346	21.6
03	MONK, Malica	16	16	505	31.6	79	203	.389	18	60	.300	36	45	.800	7	30	37	2.3	33	0	64	27	4	20	212	13.3
02	TOLEFREE, Alexis	16	16	344	21.5	40	139	.288	27	101	.267	12	16	.750	5	35	40	2.5	27	0	8	16	3	15	119	7.4
14	MASON, Jailyn	16	16	492	30.8	45	120	.375	15	56	.268	5	6	.833	5	57	62	3.9	32	0	30	24	5	18	110	6.9
10	WILLIAMS, Kiara	16	16	333	20.8	41	67	.612	0	0	.000	13	28	.464	37	42	79	4.9	42	1	9	12	19	11	95	5.9
00	GAULDEN, A'Tyanna	9	0	108	12.0	21	50	.420	2	6	.333	5	6	.833	3	6	9	1.0	8	0	20	9	0	6	49	5.4
01	NORTHCROSS–BAKER, Ra	16	0	220	13.8	25	68	.368	20	56	.357	0	0	.000	2	19	21	1.3	24	0	5	9	1	10	70	4.4
24	THOMAS, Taylah	16	0	289	18.1	23	44	.523	0	0	.000	10	11	.909	29	50	79	4.9	31	1	3	15	6	9	56	3.5
22	ZIMMERMAN, Bailey	16	0	274	17.1	13	50	.260	6	28	.214	13	19	.684	18	28	46	2.9	17	0	8	12	6	11	45	2.8
30	WEAVER, Macy	6	0	14	2.3	2	4	.500	0	0	.000	2	3	.667	3	3	6	1.0	0	0	0	2	0	0	6	1.0
13	SPANGLER, Grayce	6	0	10	1.7	2	5	.400	2	3	.667	0	0	.000	0	0	0	0.0	5	0	0	3	1	1	6	1.0
52	DOUMBIA, Rokia	10	0	43	4.3	1	10	.100	1	5	.200	0	2	.000	5	6	11	1.1	8	1	1	9	0	1	3	0.3
20	STOUT, Sydney	7	0	11	1.6	0	0	.000	0	0	.000	0	0	.000	0	1	1	0.1	1	0	1	0	0	0	0	0.0
TM	TEAM														33	41	74	4.6	2			1			0	
	Total	16				397	1023	.388	123	404	.304	200	257	.778	159	377	536	33.5	276	3	176	175	55	122	1117	69.8
	Opponents	16				432	1001	.432	78	270	.289	219	304	.720	217	491	708	44.2	260	5	221	251	58	92	1161	72.6

STARTERS

OPPONENT	1	2	3	4	5
NSU	Northcross–Baker	Tolefree	Monk	Dungee	Williams
UTA	Mason	Tolefree	Monk	Dungee	Williams
ASU	Mason	Tolefree	Monk	Dungee	Williams
TSU	Mason	Tolefree	Monk	Dungee	Williams
PITT	Mason	Tolefree	Monk	Dungee	Williams
WISC	Mason	Tolefree	Monk	Dungee	Williams
ORU	Mason	Tolefree	Monk	Dungee	Williams
ISU	Zimmerman	Mason	Monk	Dungee	Williams
TTU	Mason	Tolefree	Monk	Dungee	Williams
ACU	Mason	Tolefree	Monk	Dungee	Williams
PVAM	Mason	Tolefree	Monk	Dungee	Williams
NEB	Mason	Tolefree	Monk	Dungee	Williams
TUL	Mason	Tolefree	Monk	Dungee	Williams
JSU	Mason	Tolefree	Monk	Dungee	Williams
MSU	Mason	Tolefree	Monk	Dungee	Williams
OM	Mason	Tolefree	Monk	Dungee	Williams
MO	Mason	Tolefree	Monk	Dungee	Williams
VU	Mason	Tolefree	Monk	Dungee	Williams
UT	Mason	Tolefree	Monk	Dungee	Williams
ALA	Mason	Tolefree	Monk	Dungee	Williams
FLA	Mason	Tolefree	Monk	Dungee	Williams
GA	Mason	Tolefree	Monk	Dungee	Williams
SC	Mason	Tolefree	Monk	Dungee	Williams
LSU	Mason	Tolefree	Monk	Dungee	Williams
AU	Mason	Tolefree	Monk	Dungee	Williams
KY	Mason	Tolefree	Monk	Dungee	Williams
GA	Mason	Tolefree	Monk	Dungee	Williams
OM	Mason	Tolefree	Monk	Dungee	Williams
MO	Mason	Tolefree	Monk	Dungee	Williams
TAMU	Mason	Tolefree	Monk	Dungee	Williams
GA	Mason	Tolefree	Monk	Dungee	Williams
SC	Mason	Tolefree	Monk	Dungee	Williams
TAMU	Mason	Tolefree	Monk	Dungee	Williams
MSU	Mason	Tolefree	Monk	Dungee	Williams
HOU	Mason	Tolefree	Monk	Dungee	Williams
UAB	Mason	Tolefree	Monk	Dungee	Williams
TCU	Mason	Tolefree	Monk	Dungee	Williams

2018-19 LEADERS

Opponent	Date	Score	WL	POINTS	REBOUNDS	ASSISTS	STEALS	BLOCKS
NORTHWESTERN STATE	11/09/18	98–53	W	19–TOLEFREE, Alexis	9–THOMAS, Taylah WILLIAMS, Kiara	4–MONK, Malica MASON, Jailyn	3–THOMAS, Taylah	1–ZIMMERMAN, Bailey WILLIAMS, Kiara MASON, Jailyn
at UT Arlington	11/14/18	66–65	W	18–TOLEFREE, Alexis MONK, Malica	9–THOMAS, Taylah	3–MONK, Malica	3–MASON, Jailyn TOLEFREE, Alexis	1–DUNGEE, Chelsea ZIMMERMAN, Bailey WILLIAMS, Kiara TOLEFREE, Alexis
NO. 22 ARIZONA STATE	11/18/18	85–88	L	22–TOLEFREE, Alexis	9–WILLIAMS, Kiara	3–MASON, Jailyn	3–WILLIAMS, Kiara	None
vs Tennessee State	11/23/18	79–55	W	16–DUNGEE, Chelsea	11–WILLIAMS, Kiara	4–MONK, Malica	3–MONK, Malica	3–ZIMMERMAN, Bailey
vs Pittsburgh	11/24/18	54–61	L	12–TOLEFREE, Alexis	11–ZIMMERMAN, Bailey	5–TOLEFREE, Alexis	4–TOLEFREE, Alexis	2–DUNGEE, Chelsea
vs Wisconsin	11/25/18	69–68	W	20–DUNGEE, Chelsea	12–THOMAS,Taylah	4–GAULDEN, A'Tyanna	3–DUNGEE, Chelsea WILLIAMS, Kiara	None
ORAL ROBERTS	11/28/18	74–61	W	21–DUNGEE, Chelsea	11–WILLIAMS, Kiara	3–MONK, Malica	2–TOLEFREE, Alexis	3–WILLIAMS, Kiara
at No. 22/23 Iowa State	12/02/18	82–91	L	27–DUNGEE, Chelsea	6–WILLIAMS, Kiara	3–GAULDEN, A'Tyanna	2–WILLIAMS, Kiara	1–GAULDEN, A'Tyanna WILLIAMS, Kiara
TENNESSEE TECH	12/04/18	65–42	W	28–DUNGEE, Chelsea	9–WILLIAMS, Kiara	3–GAULDEN, A'Tyanna MASON, Jailyn	3–MASON, Jailyn	5–WILLIAMS, Kiara
at Abilene Christian	12/08/18	80–68	W	21–TOLEFREE, Alexis	11–WILLIAMS, Kiara	5–MASON, Jailyn	5–TOLEFREE, Alexis	1–WILLIAMS, Kiara TOLEFREE, Alexis MASON, Jailyn ZIMMERMAN, Bailey
PRAIRIE VIEW A&M	12/16/18	71–44	W	11–THOMAS, Taylah	11–ZIMMERMAN, Bailey	3–GAULDEN, A'Tyanna DOUMBIA, Rokia	2–WILLIAMS, Kiara	3–WILLIAMS, Kiara
NEBRASKA	12/18/18	84–80	W	23–DUNGEE, Chelsea	9–WILLIAMS, Kiara	4–MONK, Malica MASON, Jailyn	3–WILLIAMS, Kiara	1–TOLEFREE, Alexis ZIMMERMAN, Bailey WILLIAMS, Kiara
at Tulsa	12/20/18	61–59	W	23–DUNGEE, Chelsea	10–WILLIAMS, Kiara	3–MASON, Jailyn	3–DUNGEE, Chelsea TOLEFREE, Alexis MONK, Malica	1–THOMAS, Taylah TOLEFREE, Alexis GAULDEN, A'Tyanna MASON, Jailyn
JACKSON STATE	12/30/18	76–57	W	17–TOLEFREE, Alexis	8–WILLIAMS, Kiara	4–GAULDEN, A'Tyanna	7–DUNGEE, Chelsea	3–WILLIAMS, Kiara
MISSISSIPPI STATE	01/03/19	69–93	L	25–DUNGEE, Chelsea	9–THOMAS, Taylah	4–MONK, Malica GAULDEN, A'Tyanna	3–TOLEFREE, Alexis	4–DUNGEE, Chelsea
at Ole Miss	01/06/19	85–55	W	17–DUNGEE, Chelsea	10–WILLIAMS, Kiara	5–MONK, Malica	5–WILLIAMS, Kiara	1–THOMAS, Taylah
at Mizzou	01/10/19	53–71	L	15–DUNGEE, Chelsea	6–THOMAS, Taylah DUNGEE, Chelsea	4–MONK, Malica	2–DUNGEE, Chelsea MONK, Malica	1–MONK, Malica MASON, Jailyn
VANDERBILT	01/13/19	83–62	W	16–NORTHCROSS–BAKER, Ra	7–ZIMMERMAN, Bailey DOUMBIA, Rokia	9–MONK, Malica	3–NORTHCROSS–BAKER, Ra	1–SPANGLER, Grayce DUNGEE, Chelsea MASON, Jailyn
at Tennessee	01/21/19	80–79	W	23–MONK, Malica	7–THOMAS, Taylah	5–MASON, Jailyn	4–ZIMMERMAN, Bailey	1–WILLIAMS, Kiara ZIMMERMAN, Bailey
ALABAMA	01/24/19	72–61	W	16–MONK, Malica	9–MASON, Jailyn	4–MONK, Malica MASON, Jailyn	2–TOLEFREE, Alexis MONK, Malica MASON, Jailyn	1–WILLIAMS, Kiara MONK, Malica
at Florida	01/27/19	83–73	W	25–MONK, Malica DUNGEE, Chelsea	6–THOMAS, Taylah	4–MONK, Malica	2–MONK, Malica DUNGEE, Chelsea	2–WILLIAMS, Kiara
GEORGIA	01/31/19	72–80	L	28–DUNGEE, Chelsea	6–MASON, Jailyn THOMAS, Taylah	6–MONK, Malica	4–MONK, Malica	2–DUNGEE, Chelsea
SOUTH CAROLINA	02/03/19	79–87	L	32–DUNGEE, Chelsea	7–MASON, Jailyn	3–MONK, Malica DUNGEE, Chelsea	2–MASON, Jailyn TOLEFREE, Alexis	3–ZIMMERMAN, Bailey
at LSU	02/07/19	34–71	L	14–DUNGEE, Chelsea	6–THOMAS, Taylah	1–NORTHCROSS–BAKER, Ra STOUT, Sydney	2–MASON, Jailyn WILLIAMS, Kiara	1–WILLIAMS, Kiara
AU	02/10/19	72–75	L	41–DUNGEE, Chelsea	5–MONK, Malica DUNGEE, Chelsea NORTHCROSS–BAKER, Ra	4–MONK, Malica	2–MASON, Jailyn	1–THOMAS, Taylah
at No. 17 Kentucky	02/17/19	59–61	L	20–DUNGEE, Chelsea	17–WILLIAMS, Kiara	6–MONK, Malica	2–DUNGEE, Chelsea	7–WILLIAMS, Kiara
at Georgia	02/21/19	83–93	L	18–DUNGEE, Chelsea	7–WILLIAMS, Kiara	3–MONK, Malica GAULDEN, A'Tyanna	2–MASON, Jailyn NORTHCROSS–BAKER, Ra WILLIAMS, Kiara DUNGEE, Chelsea	2–WILLIAMS, Kiara
OLE MISS	02/24/19	73–61	W	33–DUNGEE, Chelsea	5–ZIMMERMAN, Bailey	3–MONK, Malica	2–ZIMMERMAN, Bailey TOLEFREE, Alexis	3–TOLEFREE, Alexis
MISSOURI	02/28/19	67–73	L	25–DUNGEE, Chelsea	7–DUNGEE, Chelsea	5–DUNGEE, Chelsea MONK, Malica	3–MONK, Malica DUNGEE, Chelsea	1–WILLIAMS, Kiara ZIMMERMAN, Bailey DUNGEE, Chelsea
at Texas A&M	03/03/19	53–66	L	15–DUNGEE, Chelsea	6–DUNGEE, Chelsea TOLEFREE, Alexis	4–DUNGEE, Chelsea	2–GAULDEN, A'Tyanna	1–THOMAS, Taylah WILLIAMS, Kiara MASON, Jailyn
vs Georgia	03/07/19	86–76	W	31–DUNGEE, Chelsea	5–WILLIAMS, Kiara TOLEFREE, Alexis	5–MONK, Malica	2–WILLIAMS, Kiara	1–WILLIAMS, Kiara
vs South Carolina	03/08/19	95–89	W	31–DUNGEE, Chelsea	10–WILLIAMS, Kiara	6–MONK, Malica	3–MONK, Malica	2–TOLEFREE, Alexis WILLIAMS, Kiara
vs Texas A&M	03/09/19	58–51	W	17–DUNGEE, Chelsea	4–TOLEFREE, Alexis DUNGEE, Chelsea	3–GAULDEN, A'Tyanna DUNGEE, Chelsea	3–TOLEFREE, Alexis	3–WILLIAMS, Kiara
vs Mississippi State	03/10/19	70–101	L	24–DUNGEE, Chelsea	6–DUNGEE, Chelsea	4–GAULDEN, A'Tyanna DUNGEE, Chelsea	2–TOLEFREE, Alexis NORTHCROSS–BAKER, Ra MONK, Malica DUNGEE, Chelsea	1–WILLIAMS, Kiara MASON, Jailyn
HOUSTON	03/21/19	88–80	WOT	37–DUNGEE, Chelsea	8–WILLIAMS, Kiara	2–MONK, Malica	4–MASON, Jailyn	5–WILLIAMS, Kiara
UAB	03/24/19	100–52	W	17–TOLEFREE, Alexis	8–TOLEFREE, Alexis	4–GAULDEN, A'Tyanna	1–MONK, Malica ZIMMERMAN, Bailey WILLIAMS, Kiara	1–ZIMMERMAN, Bailey WILLIAMS, Kiara THOMAS, Taylah
TCU	03/28/19	78–82	L	22–DUNGEE, Chelsea	6–MONK, Malica WILLIAMS, Kiara	4–DUNGEE, Chelsea MASON, Jailyn	3–MASON, Jailyn	2–WILLIAMS, Kiara

2018-19 POINTS, REBOUNDS & ASSISTS

Opponent	Date	Score	WL	GAULDEN,A	NORTHCROS	TOLEFREE,	MONK,MALI	WILLIAMS,	SPANGLER,	MASON,JAI	STOUT,SYD	ZIMMERMAN	THOMAS,TA	WEAVER,MA	DUNGEE,CH	DOUMBIA,R
NSU	11/09/18	98-53	W	16-2-3	0-1-2	19-3-0	12-0-4	10-9-1	0-0-0	4-4-4	0-0-0	4-4-1	11-9-0	0-0-0	11-3-3	11-1-0
at UTA	11/14/18	66-65	W	2-3-1	2-3-1	18-4-0	18-8-3	4-6-0	DNP	0-1-2	DNP	4-5-0	2-9-0	DNP	16-3-1	0-0-0
ASU	11/18/18	85-88	L	9-0-0	0-0-0	22-3-2	13-4-1	8-9-2	DNP	11-4-3	DNP	2-1-0	0-2-0	DNP	20-6-1	0-1-0
vs TSU	11/23/18	79-55	W	9-2-3	4-0-1	14-3-2	13-2-4	6-11-2	DNP	4-2-2	0-0-0	12-4-1	1-3-0	0-5-0	16-6-0	0-0-1
vs UP	11/24/18	54-61	L	2-2-3	0-0-0	12-6-5	5-3-2	5-4-0	DNP	5-1-1	DNP	11-11-0	4-8-0	DNP	10-1-0	DNP
vs WIS	11/25/18	69-68	W	1-0-4	DNP	5-2-1	13-1-3	13-8-0	DNP	12-7-1	DNP	3-4-1	2-12-0	DNP	20-5-1	0-1-0
ORU	11/28/18	74-61	W	2-1-1	3-0-0	4-5-1	17-3-3	6-11-0	DNP	12-6-0	DNP	4-3-0	0-6-0	4-1-0	21-5-1	1-0-1
at ISU	12/02/18	82-91	L	4-2-3	0-0-0	10-5-2	22-1-0	4-6-1	DNP	10-4-2	DNP	3-3-2	2-4-1	DNP	27-5-2	DNP
TTU	12/04/18	65-42	W	12-5-3	0-1-0	5-2-0	2-1-1	6-9-0	0-2-0	4-2-3	0-1-0	7-5-0	1-2-0	0-3-0	28-5-2	0-1-0
at ACU	12/08/18	80-68	W	7-1-4	DNP	21-1-3	18-0-4	12-11-0	DNP	5-5-5	DNP	3-5-0	12-6-0	DNP	2-1-0	DNP
PVAM	12/16/18	71-44	W	6-4-3	5-2-0	7-4-2	8-6-1	6-10-0	0-1-0	6-1-0	3-1-0	5-11-0	11-7-0	4-3-1	8-6-1	2-4-3
NEB	12/18/18	84-80	W	0-0-3	3-0-0	13-6-2	16-1-4	10-9-1	0-0-0	11-0-4	0-0-0	3-7-0	5-5-1	DNP	23-5-1	DNP
at TLS	12/20/18	61-59	W	4-2-1	0-0-0	6-4-1	12-1-2	6-10-0	DNP	6-5-3	DNP	4-4-0	0-1-0	DNP	23-9-0	DNP
JSU	12/30/18	76-57	W	2-0-4	0-1-3	17-1-1	11-2-2	2-8-0	6-0-0	9-6-2	0-0-0	6-4-0	4-6-0	1-2-0	13-5-2	5-1-1
MS	01/03/19	69-93	L	6-0-4	0-2-0	11-1-0	6-1-4	4-1-0	DNP	2-1-1	DNP	0-3-0	15-9-0	DNP	25-2-1	0-1-0
at OM	01/06/19	85-55	W	4-1-4	6-0-1	4-5-1	16-0-5	13-10-1	0-0-0	16-6-3	0-0-0	6-2-0	0-3-0	0-0-0	17-3-2	3-2-1
at MISSOURI	01/10/19	53-71	L	2-1-2	5-0-0	6-3-0	5-1-4	5-5-1	0-0-0	7-1-0	0-0-0	5-2-1	0-6-0	3-1-0	15-6-1	0-0-0
VANDY	01/13/19	83-62	W	4-1-2	16-0-1	9-2-1	15-2-9	11-3-0	6-0-0	5-4-2	0-0-0	3-7-1	4-6-0	0-4-0	10-3-1	0-7-0
at UT	01/21/19	80-79	W	DNP	3-0-0	16-3-1	23-3-3	2-2-1	DNP	7-6-5	DNP	6-5-0	4-7-0	DNP	19-5-2	0-0-0
UA	01/24/19	72-61	W	DNP	3-1-0	13-1-0	16-3-4	4-5-1	0-0-0	7-9-4	0-0-0	5-4-2	15-7-0	0-0-0	9-2-2	0-0-0
at UF	01/27/19	83-73	W	DNP	0-0-0	2-5-1	25-4-4	8-5-0	DNP	12-5-1	DNP	5-0-0	6-6-0	DNP	25-5-1	DNP
UGA	01/31/19	72-80	L	DNP	5-3-1	5-1-1	19-0-6	2-4-1	DNP	4-6-1	DNP	5-4-0	4-6-0	DNP	28-2-1	DNP
SC	02/03/19	79-87	L	DNP	5-1-0	2-0-0	25-4-3	6-5-1	DNP	5-7-1	DNP	0-3-0	4-6-1	DNP	32-5-3	DNP
at LSU	02/07/19	34-71	L	DNP	0-1-1	0-0-0	12-1-0	1-3-0	0-0-0	2-2-0	0-1-1	2-5-0	0-6-0	3-0-0	14-3-0	0-1-0
AU	02/10/19	72-75	L	DNP	12-5-0	1-1-0	2-5-4	2-4-2	DNP	9-2-1	DNP	3-4-1	2-1-0	DNP	41-5-1	0-0-0
at UK	02/17/19	59-61	L	0-1-0	3-0-0	0-2-0	10-2-6	14-17-0	DNP	6-2-5	DNP	4-0-0	2-2-0	DNP	20-7-1	DNP
at UGA	02/21/19	83-93	L	12-2-3	9-4-0	17-4-1	6-2-3	15-7-1	DNP	6-3-2	DNP	0-0-1	0-4-0	DNP	18-6-2	DNP
OM	02/24/19	73-61	W	12-1-2	0-1-1	10-4-2	3-3-3	4-3-0	0-0-0	10-2-0	0-0-0	1-5-2	0-4-0	0-1-0	33-4-0	0-0-0
MU-W	02/28/19	67-73	L	2-0-1	0-1-0	14-2-0	16-2-5	0-1-0	DNP	10-4-1	DNP	0-1-0	0-2-1	DNP	25-7-5	DNP
at TAMU	03/03/19	53-66	L	7-2-2	3-2-0	9-6-0	13-4-1	4-4-0	DNP	2-2-3	0-0-0	0-1-0	0-4-1	DNP	15-6-4	0-0-0
vs UGA	03/07/19	86-76	W	2-0-4	0-2-0	13-5-1	10-1-5	12-5-0	DNP	12-1-1	DNP	0-1-0	6-2-0	DNP	31-2-2	DNP
vs SC	03/08/19	95-89	W	5-1-2	2-1-0	18-2-0	16-2-6	8-10-0	0-0-0	14-4-1	0-0-0	0-1-0	1-4-0	DNP	31-1-2	0-0-0
vs TAMU	03/09/19	58-51	W	6-2-3	8-2-1	11-4-1	0-1-1	0-2-0	DNP	15-3-0	DNP	0-1-0	1-3-0	DNP	17-4-3	DNP
vs MS	03/10/19	70-101	L	2-0-4	8-3-0	10-2-0	5-2-1	6-5-2	DNP	8-4-0	DNP	3-1-0	4-1-0	DNP	24-6-4	0-1-0
HOU	03/21/19	88-80	WOT	0-0-1	2-1-1	8-1-1	13-4-2	15-8-1	DNP	8-6-1	DNP	0-2-1	5-5-0	DNP	37-5-1	DNP
UAB	03/24/19	100-52	W	7-3-4	3-1-0	17-8-3	15-2-2	8-7-0	9-0-0	11-2-2	1-5-1	11-6-0	3-6-0	DNP	13-5-1	2-3-3
TCU	03/28/19	78-82	L	2-1-1	0-1-2	9-5-1	18-6-2	8-6-1	DNP	17-4-4	DNP	0-0-0	2-4-0	DNP	22-1-4	0-0-0

TEAM/OPPONENT COMPARISON

Opponent	1st	2nd	Score	Mar	Total FG	FG Pct	3-Pointers	3FG Pct	Free Throws	FT Pct	Rebounds	Mar	Assist	TOver	Block	Steal	Fouls
NORTHWESTERN STATE	56/27	42/26	98-53	+45	34-59/19-57	.576/.333	11-23/8-21	.478/.381	19-33/7-12	.576/.583	38/34	+4	18/14	16/30	3/1	11/10	15/27
UT Arlington	36/31	30/34	66-65	+1	26-63/25-72	.413/.347	5-16/7-15	.313/.467	9-18/8-12	.500/.667	42/39	+3	8/18	19/15	4/4	10/12	20/19
NO. 22 ARIZONA STATE	42/46	43/42	85-88	(3)	32-67/31-63	.478/.492	6-19/5-16	.316/.313	15-22/21-33	.682/.636	35/43	(8)	9/16	13/17	0/2	6/6	22/21
Tennessee State	37/34	42/21	79-55	+24	23-62/17-63	.371/.270	7-20/4-17	.350/.235	26-38/17-26	.684/.654	41/53	(12)	16/11	14/23	8/3	12/8	21/27
Pittsburgh	18/25	36/36	54-61	(7)	19-74/25-52	.257/.481	7-35/2-9	.200/.222	9-17/9-14	.529/.643	40/48	(8)	11/17	8/22	3/4	10/4	14/18
Wisconsin	31/33	38/35	69-68	+1	24-65/27-63	.369/.429	5-19/7-28	.263/.250	16-28/7-13	.571/.538	44/43	+1	11/21	10/16	0/6	11/1	17/22
ORAL ROBERTS	38/23	36/38	74-61	+13	23-66/21-61	.348/.344	4-20/5-18	.200/.278	24-29/14-18	.828/.778	45/41	+4	7/8	14/19	7/1	4/8	14/23
No. 22/23 Iowa State	33/37	49/54	82-91	(9)	26-68/34-69	.382/.493	11-27/8-29	.407/.276	19-25/15-19	.760/.789	37/47	(10)	13/20	7/11	2/7	6/1	22/19
TENNESSEE TECH	35/20	30/22	65-42	+23	27-74/18-56	.365/.321	7-23/4-16	.304/.250	4-6/2-9	.667/.222	42/42	–	9/11	9/21	13/5	13/2	12/12
Abilene Christian	42/39	38/29	80-68	+12	28-65/24-54	.431/.444	10-29/5-14	.345/.357	14-20/15-20	.700/.750	33/41	(8)	16/14	8/20	4/2	13/4	17/18
PRAIRIE VIEW A&M	26/22	45/22	71-44	+27	25-76/18-72	.329/.250	3-23/2-16	.130/.125	18-26/6-11	.692/.545	64/46	+18	11/7	8/13	8/6	7/4	12/20
NEBRASKA	31/36	53/44	84-80	+4	27-67/28-61	.403/.459	13-37/9-21	.351/.429	17-23/15-23	.739/.652	37/41	(4)	16/13	10/15	3/6	8/7	20/24
Tulsa	26/27	35/32	61-59	+2	23-63/23-66	.365/.348	6-25/5-17	.240/.294	9-16/8-13	.563/.615	41/50	(9)	7/12	18/23	4/1	12/8	14/17
JACKSON STATE	28/28	48/29	76-57	+19	27-74/24-65	.365/.369	12-37/6-20	.324/.300	10-15/3-8	.667/.375	40/49	(9)	15/12	15/28	6/3	17/8	11/17
MISSISSIPPI STATE	33/50	36/43	69-93	(24)	27-72/37-75	.375/.493	3-17/3-9	.176/.333	12-15/16-22	.800/.727	31/57	(26)	10/16	10/13	8/6	8/6	13/15
Ole Miss	42/25	43/30	85-55	+30	32-67/21-64	.478/.328	12-30/3-15	.400/.200	9-11/10-13	.818/.769	39/39	–	18/6	11/15	1/4	10/8	14/20
Mizzou	14/34	39/37	53-71	(18)	19-64/27-54	.297/.500	9-31/2-10	.290/.200	6-7/15-17	.857/.882	28/45	(17)	9/13	9/17	2/0	5/4	18/14
VANDERBILT	47/20	36/42	83-62	+21	30-75/18-47	.400/.383	13-35/1-7	.371/.143	10-14/25-32	.714/.781	44/35	+9	17/8	12/23	3/5	8/4	28/12
Tennessee	40/31	40/48	80-79	+1	27-75/30-68	.360/.441	12-32/5-20	.375/.250	14-17/14-18	.824/.778	39/47	(8)	12/11	8/16	2/4	10/6	15/17
ALABAMA	33/29	39/32	72-61	+11	27-62/22-61	.435/.361	8-22/10-29	.364/.345	10-13/7-11	.769/.636	36/40	(4)	13/16	11/16	2/4	9/1	11/14
Florida	37/35	46/38	83-73	+10	30-63/27-67	.476/.403	5-22/12-37	.227/.324	18-23/7-14	.783/.500	35/43	(8)	7/17	8/15	5/0	6/6	15/20
GEORGIA	43/38	29/42	72-80	(8)	24-64/31-62	.375/.500	7-27/7-11	.259/.636	17-18/11-15	.944/.733	28/44	(16)	11/19	13/22	5/4	14/8	18/15
SOUTH CAROLINA	39/33	40/54	79-87	(8)	29-74/32-80	.392/.400	7-25/5-20	.280/.250	14-19/18-24	.737/.750	42/54	(12)	9/12	9/11	6/6	7/5	20/16
LSU	10/36	24/35	34-71	(37)	13-49/33-61	.265/.541	0-10/1-5	.000/.200	8-18/4-9	.444/.444	26/46	(20)	2/16	18/16	1/2	9/8	16/15
AU	24/38	48/37	72-75	(3)	21-57/28-61	.368/.459	9-25/5-17	.360/.294	21-24/14-17	.875/.824	32/37	(5)	9/15	12/11	1/5	6/7	17/23
No. 17 Kentucky	33/30	26/31	59-61	(2)	22-55/23-67	.400/.343	4-21/4-18	.190/.222	11-15/11-22	.733/.500	36/45	(9)	12/10	13/9	8/4	4/5	16/14
Georgia	38/45	45/48	83-93	(10)	33-72/33-65	.458/.508	7-28/6-17	.250/.353	10-15/21-28	.667/.750	34/42	(8)	13/19	14/16	2/5	8/10	23/17
OLE MISS	35/33	38/28	73-61	+12	23-51/23-58	.451/.397	7-21/4-20	.333/.200	20-26/11-17	.769/.647	30/36	(6)	10/11	11/16	3/1	4/5	13/20
MISSOURI	16/24	51/49	67-73	(6)	22-64/19-45	.344/.422	11-29/9-24	.379/.375	12-12/26-27	1.000/.963	23/45	(22)	13/12	4/21	3/2	9/2	23/18
Texas A&M	26/41	27/25	53-66	(13)	18-59/28-66	.305/.424	9-29/1-11	.310/.091	8-10/9-18	.800/.500	33/53	(20)	11/20	12/14	3/6	5/7	16/10
Georgia	48/35	38/41	86-76	+10	32-57/33-70	.561/.471	7-16/5-19	.438/.263	15-17/5-11	.882/.455	24/38	(14)	13/15	9/12	1/3	6/2	11/15
South Carolina	43/39	52/50	95-89	+6	29-64/31-68	.453/.456	11-22/7-25	.500/.280	26-32/20-26	.813/.769	34/39	(5)	11/10	11/11	5/4	6/2	21/21
Texas A&M	21/29	37/22	58-51	+7	20-59/19-49	.339/.388	10-28/2-11	.357/.182	8-10/11-14	.800/.786	32/36	(4)	9/8	14/21	4/6	9/4	14/15
Mississippi State	34/54	36/47	70-101	(31)	25-67/40-64	.373/.625	9-28/12-18	.321/.667	11-13/9-11	.846/.818	27/40	(13)	11/28	12/13	2/6	9/3	13/16
HOUSTON	36/36	37/37	88-80	+8	28-63/31-76	.444/.408	4-20/7-31	.200/.226	28-34/11-15	.824/.733	39/44	(5)	9/13	18/19	6/3	11/9	17/28
UAB	52/22	48/30	100-52	+48	37-72/20-67	.514/.299	15-30/3-24	.500/.125	11-16/9-16	.688/.563	52/37	+15	16/13	7/9	3/1	3/4	16/18
TCU	44/39	34/43	78-82	(4)	29-65/26-67	.446/.388	10-21/7-18	.476/.389	10-15/23-25	.667/.920	31/45	(14)	15/12	12/15	5/3	9/7	21/15

Note: Game totals are displayed in the format TEAM/OPPONENT for each category

CATEGORY LEADERS

POINTS	G	Pts	Pts/G
DUNGEE, Chelsea	37	759	20.5
MONK, Malica	37	469	12.7
TOLEFREE, Alexis	37	378	10.2
MASON, Jailyn	37	294	7.9
WILLIAMS, Kiara	37	250	6.8

SCORING AVERAGE	G	Pts	Avg/G
DUNGEE, Chelsea	37	759	20.5
MONK, Malica	37	469	12.7
TOLEFREE, Alexis	37	378	10.2
MASON, Jailyn	37	294	7.9
WILLIAMS, Kiara	37	250	6.8

FG PERCENTAGE	FG	ATT	Pct
WILLIAMS, Kiara	104	172	.605
THOMAS, Taylah	51	101	.505
WEAVER, Macy	5	10	.500
STOUT, Sydney	1	2	.500
MASON, Jailyn	114	277	.412

FIELD GOAL ATTEMPTS	G	Att	Att/G
DUNGEE, Chelsea	37	574	15.5
MONK, Malica	37	434	11.7
TOLEFREE, Alexis	37	390	10.5
MASON, Jailyn	37	277	7.5
WILLIAMS, Kiara	37	172	4.6

FIELD GOALS MADE	G	Made	Made/G
DUNGEE, Chelsea	37	232	6.3
MONK, Malica	37	174	4.7
TOLEFREE, Alexis	37	126	3.4
MASON, Jailyn	37	114	3.1
WILLIAMS, Kiara	37	104	2.8

3-POINT (20 ATT)	3FG	ATT	Pct
MASON, Jailyn	49	129	.380
DUNGEE, Chelsea	66	188	.351
MONK, Malica	42	120	.350
NORTHCROSS-BAKER, Ra	29	95	.305
TOLEFREE, Alexis	77	268	.287

3-POINT FG ATTEMPTS	G	Att	Att/G
TOLEFREE, Alexis	37	268	7.2
DUNGEE, Chelsea	37	188	5.1
MASON, Jailyn	37	129	3.5
MONK, Malica	37	120	3.2
NORTHCROSS-BAKER, Ra	35	95	2.7

3-POINT FGS MADE	G	Made	Made/G
TOLEFREE, Alexis	37	77	2.1
DUNGEE, Chelsea	37	66	1.8
MASON, Jailyn	37	49	1.3
MONK, Malica	37	42	1.1
NORTHCROSS-BAKER, Ra	35	29	0.8

FT PERCENTAGE	FT	ATT	Pct
DUNGEE, Chelsea	229	275	.833
GAULDEN, A'Tyanna	29	37	.784
TOLEFREE, Alexis	49	63	.778
MASON, Jailyn	17	23	.739
MONK, Malica	79	117	.675

FREE THROW ATTEMPTS	G	Att	Att/G
DUNGEE, Chelsea	37	275	7.4
MONK, Malica	37	117	3.2
WILLIAMS, Kiara	37	72	1.9
TOLEFREE, Alexis	37	63	1.7
THOMAS, Taylah	37	52	1.4

FREE THROWS MADE	G	Made	Made/G
DUNGEE, Chelsea	37	229	6.2
MONK, Malica	37	79	2.1
TOLEFREE, Alexis	37	49	1.3
WILLIAMS, Kiara	37	42	1.1
THOMAS, Taylah	37	31	0.8
ZIMMERMAN, Bailey	37	31	0.8

REBOUNDS	G	Reb	Reb/G
WILLIAMS, Kiara	37	243	6.6
THOMAS, Taylah	37	184	5.0
DUNGEE, Chelsea	37	160	4.3
MASON, Jailyn	37	134	3.6
ZIMMERMAN, Bailey	37	129	3.5

REBOUND AVERAGE	G	Reb	Avg/G
WILLIAMS, Kiara	37	243	6.6
THOMAS, Taylah	37	184	5.0
DUNGEE, Chelsea	37	160	4.3
MASON, Jailyn	37	134	3.6
ZIMMERMAN, Bailey	37	129	3.5

ASSISTS	G	No.	A/G
MONK, Malica	37	117	3.2
GAULDEN, A'Tyanna	30	75	2.5
MASON, Jailyn	37	71	1.9
DUNGEE, Chelsea	37	59	1.6
TOLEFREE, Alexis	37	37	1.0

STEALS	G	No.	S/G
TOLEFREE, Alexis	37	52	1.4
MONK, Malica	37	50	1.4
DUNGEE, Chelsea	37	48	1.3
MASON, Jailyn	37	42	1.1
WILLIAMS, Kiara	37	40	1.1

OFFENSIVE REBOUNDS	G	No.	Avg/G
WILLIAMS, Kiara	37	103	2.8
THOMAS, Taylah	37	66	1.8
ZIMMERMAN, Bailey	37	51	1.4
DUNGEE, Chelsea	37	24	0.6
MONK, Malica	37	20	0.5

DEFENSIVE REBOUNDS	G	No.	Avg/G
WILLIAMS, Kiara	37	140	3.8
DUNGEE, Chelsea	37	136	3.7
THOMAS, Taylah	37	118	3.2
MASON, Jailyn	37	115	3.1
TOLEFREE, Alexis	37	101	2.7

BLOCKED SHOTS	G	No.	Blk/G
WILLIAMS, Kiara	37	54	1.5
ZIMMERMAN, Bailey	37	17	0.5
DUNGEE, Chelsea	37	15	0.4
MASON, Jailyn	37	14	0.4
TOLEFREE, Alexis	37	13	0.4

MINUTES	G	No.	Min/G
DUNGEE, Chelsea	37	1227	33.2
MASON, Jailyn	37	1111	30.0
MONK, Malica	37	1081	29.2
TOLEFREE, Alexis	37	891	24.1
WILLIAMS, Kiara	37	790	21.4

FOULS	G	No.	Per/G
DUNGEE, Chelsea	37	95	2.6
WILLIAMS, Kiara	37	88	2.4
MONK, Malica	37	84	2.3
MASON, Jailyn	37	71	1.9
THOMAS, Taylah	37	67	1.8

FOUL OUTS	G	No.
THOMAS, Taylah	37	2
WILLIAMS, Kiara	37	1
DUNGEE, Chelsea	37	1
DOUMBIA, Rokia	23	1

TURNOVERS	G	No.	TO/G
DUNGEE, Chelsea	37	86	2.3
MONK, Malica	37	64	1.7
MASON, Jailyn	37	54	1.5
TOLEFREE, Alexis	37	49	1.3
GAULDEN, A'Tyanna	30	46	1.5

2018-19 SUPERLATIVES

ARKANSAS - GAME HIGHS

POINTS	100	UAB (03/24/19)
	98	NORTHWESTERN STATE (11/09/18)
	95	vs South Carolina (03/08/19)
	88	HOUSTON (03/21/19)
	86	vs Georgia (03/07/19)
FIELD GOALS MADE	37	UAB (03/24/19)
	34	NORTHWESTERN STATE (11/09/18)
FIELD GOAL ATTEMPTS	76	PRAIRIE VIEW A&M (12/16/18)
	75	at Tennessee (01/21/19)
	75	VANDERBILT (01/13/19)
FIELD GOAL	.576 (34–59)	NORTHWESTERN STATE (11/09/18)
	.561 (32–57)	vs Georgia (03/07/19)
3 PT FIELD GOALS MADE	15	UAB (03/24/19)
	13	VANDERBILT (01/13/19)
	13	NEBRASKA (12/18/18)
3 PT FG ATTEMPTS	37	JACKSON STATE (12/30/18)
	37	NEBRASKA (12/18/18)
3 PT FG	.500 (15–30)	UAB (03/24/19)
	.500 (11–22)	vs South Carolina (03/08/19)
FREE THROWS MADE	28	HOUSTON (03/21/19)
	26	vs South Carolina (03/08/19)
	26	vs Tennessee State (11/23/18)
FREE THROW ATTEMPTS	38	vs Tennessee State (11/23/18)
	34	HOUSTON (03/21/19)
FREE THROW	1.000 (12–12)	MISSOURI (02/28/19)
	.944 (17–18)	GEORGIA (01/31/19)
REBOUNDS	64	PRAIRIE VIEW A&M (12/16/18)
	52	UAB (03/24/19)
ASSISTS	18	at Ole Miss (01/06/19)
	18	NORTHWESTERN STATE (11/09/18)
STEALS	17	JACKSON STATE (12/30/18)
	14	GEORGIA (01/31/19)
BLOCKED SHOTS	13	TENNESSEE TECH (12/04/18)
	8	at No. 17 Kentucky (02/17/19)
	8	MISSISSIPPI STATE (01/03/19)
	8	PRAIRIE VIEW A&M (12/16/18)
	8	vs Tennessee State (11/23/18)
TURNOVERS	19	at UT Arlington (11/14/18)
	18	HOUSTON (03/21/19)
	18	at LSU (02/07/19)
	18	at Tulsa (12/20/18)
FOULS	28	VANDERBILT (01/13/19)
	23	MISSOURI (02/28/19)
	23	at Georgia (02/21/19)

OPPONENT - GAME HIGHS

POINTS	101	vs Mississippi State (03/10/19)
	93	at Georgia (02/21/19)
	93	MISSISSIPPI STATE (01/03/19)
FIELD GOALS MADE	40	vs Mississippi State (03/10/19)
	37	MISSISSIPPI STATE (01/03/19)
FIELD GOAL ATTEMPTS	80	SOUTH CAROLINA (02/03/19)
	76	HOUSTON (03/21/19)
FIELD GOAL	.625 (40–64)	vs Mississippi State (03/10/19)
	.541 (33–61)	at LSU (02/07/19)
3 PT FIELD GOALS MADE	12	vs Mississippi State (03/10/19)
	12	at Florida (01/27/19)
3 PT FG ATTEMPTS	37	at Florida (01/27/19)
	31	HOUSTON (03/21/19)
3 PT FG	.667 (12–18)	vs Mississippi State (03/10/19)
	.636 (7–11)	GEORGIA (01/31/19)
FREE THROWS MADE	26	MISSOURI (02/28/19)
	25	VANDERBILT (01/13/19)
FREE THROW ATTEMPTS	33	NO. 22 ARIZONA STATE (11/18/18)
	32	VANDERBILT (01/13/19)
FREE THROW	.963 (26–27)	MISSOURI (02/28/19)
	.920 (23–25)	TCU (03/28/19)
REBOUNDS	57	MISSISSIPPI STATE (01/03/19)
	54	SOUTH CAROLINA (02/03/19)
ASSISTS	28	vs Mississippi State (03/10/19)
	21	vs Wisconsin (11/25/18)
STEALS	12	at UT Arlington (11/14/18)
	10	at Georgia (02/21/19)
	10	NORTHWESTERN STATE (11/09/18)
BLOCKED SHOTS	7	at No. 22/23 Iowa State (12/02/18)
TURNOVERS	30	NORTHWESTERN STATE (11/09/18)
	28	JACKSON STATE (12/30/18)
FOULS	28	HOUSTON (03/21/19)
	27	vs Tennessee State (11/23/18)
	27	NORTHWESTERN STATE (11/09/18)

ARKANSAS - GAME LOWS

POINTS	34	at LSU (02/07/19)
	53	at Mizzou (01/10/19)
	53	at Texas A&M (03/03/19)
	54	vs Pittsburgh (11/24/18)
	58	vs Texas A&M (03/09/19)
FIELD GOALS MADE	13	at LSU (02/07/19)
	18	at Texas A&M (03/03/19)
FIELD GOAL ATTEMPTS	49	at LSU (02/07/19)
	51	OLE MISS (02/24/19)
FIELD GOAL	.257 (19–74)	vs Pittsburgh (11/24/18)
	.265 (13–49)	at LSU (02/07/19)
3 PT FIELD GOALS MADE	0	at LSU (02/07/19)
	3	PRAIRIE VIEW A&M (12/16/18)
	3	MISSISSIPPI STATE (01/03/19)
3 PT FG ATTEMPTS	10	at LSU (02/07/19)
	16	at UT Arlington (11/14/18)
	16	vs Georgia (03/07/19)
3 PT FG	.000 (0–10)	at LSU (02/07/19)
	.130 (3–23)	PRAIRIE VIEW A&M (12/16/18)
FREE THROWS MADE	4	TENNESSEE TECH (12/04/18)
	6	at Mizzou (01/10/19)
FREE THROW ATTEMPTS	6	TENNESSEE TECH (12/04/18)
	7	at Mizzou (01/10/19)
FREE THROW	.444 (8–18)	at LSU (02/07/19)
	.500 (9–18)	at UT Arlington (11/14/18)
REBOUNDS	23	MISSOURI (02/28/19)
	24	vs Georgia (03/07/19)
ASSISTS	2	at LSU (02/07/19)
	7	ORAL ROBERTS (11/28/18)
	7	at Tulsa (12/20/18)
	7	at Florida (01/27/19)
STEALS	3	UAB (03/24/19)
	4	ORAL ROBERTS (11/28/18)
	4	at No. 17 Kentucky (02/17/19)
	4	OLE MISS (02/24/19)
BLOCKED SHOTS	0	NO. 22 ARIZONA STATE (11/18/18)
	0	vs Wisconsin (11/25/18)
TURNOVERS	4	MISSOURI (02/28/19)
	7	at No. 22/23 Iowa State (12/02/18)
	7	UAB (03/24/19)
FOULS	11	JACKSON STATE (12/30/18)
	11	ALABAMA (01/24/19)
	11	vs Georgia (03/07/19)

OPPONENT - GAME LOWS

POINTS	42	TENNESSEE TECH (12/04/18)
	44	PRAIRIE VIEW A&M (12/16/18)
	51	vs Texas A&M (03/09/19)
	52	UAB (03/24/19)
	53	NORTHWESTERN STATE (11/09/18)
FIELD GOALS MADE	17	vs Tennessee State (11/23/18)
	18	TENNESSEE TECH (12/04/18)
	18	PRAIRIE VIEW A&M (12/16/18)
	18	VANDERBILT (01/13/19)
FIELD GOAL ATTEMPTS	45	MISSOURI (02/28/19)
	47	VANDERBILT (01/13/19)
FIELD GOAL	.250 (18–72)	PRAIRIE VIEW A&M (12/16/18)
	.270 (17–63)	vs Tennessee State (11/23/18)
3 PT FIELD GOALS MADE	1	VANDERBILT (01/13/19)
	1	at LSU (02/07/19)
	1	at Texas A&M (03/03/19)
3 PT FG ATTEMPTS	5	at LSU (02/07/19)
	7	VANDERBILT (01/13/19)
3 PT FG	.091 (1–11)	at Texas A&M (03/03/19)
	.125 (2–16)	PRAIRIE VIEW A&M (12/16/18)
	.125 (3–24)	UAB (03/24/19)
FREE THROWS MADE	2	TENNESSEE TECH (12/04/18)
	3	JACKSON STATE (12/30/18)
FREE THROW ATTEMPTS	8	JACKSON STATE (12/30/18)
	9	TENNESSEE TECH (12/04/18)
	9	at LSU (02/07/19)
FREE THROW	.222 (2–9)	TENNESSEE TECH (12/04/18)
	.375 (3–8)	JACKSON STATE (12/30/18)
REBOUNDS	34	NORTHWESTERN STATE (11/09/18)
	35	VANDERBILT (01/13/19)
ASSISTS	6	at Ole Miss (01/06/19)
	7	PRAIRIE VIEW A&M (12/16/18)
STEALS	1	vs Wisconsin (11/25/18)
	1	at No. 22/23 Iowa State (12/02/18)
	1	ALABAMA (01/24/19)
BLOCKED SHOTS	0	at Mizzou (01/10/19)
	0	at Florida (01/27/19)
TURNOVERS	9	at No. 17 Kentucky (02/17/19)
	9	UAB (03/24/19)
FOULS	10	at Texas A&M (03/03/19)
	12	TENNESSEE TECH (12/04/18)
	12	VANDERBILT (01/13/19)

THE LAST TIME ARKANSAS ...

OFFENSE

Scored 110+ ---------- 110, vs. Providence (11/16/98)
Scored 100+ points at home ---------- 100, UAB, 3-24-19 (WNIT)
Scored 100+ points on the road ---------- 108, Baylor (3-6-91; SWC Tourn., Dallas)
Scored 90-99 points ---------- 95 vs. No. 12 South Carolina, 3-8-19 (SEC Tournament)
Scored 90+ points at home ---------- 98 vs. Northwestern State, 11-9-18
Scored 90+ points on the road ---------- 91, (91-80 Win in 30T, 2-10-13, at Alabama)
Scored 80-89 points ---------- 88 vs. Houston, 3-21-19 (WNIT)
Scored 80-89 points at home ---------- 86, Mississippi Valley State (12-28-15)
Scored 80-89 points on the road ---------- 83, at Florida (1-27-19)
Scored 70-79 points ---------- 78, TCU, 3-28-19 (WNIT)
Scored 70-79 points at home ---------- 73, Ole Miss, 2-24-19
Scored 70-79 points on the road ---------- 61, at Tulsa, 12-20-18
Scored 60-69 points ---------- 67, Missouri, 2-28-19
Was held to 50-59 ---------- 58 vs. No. 17 Texas A&M, 3-10-19
Was held to 49-40 ---------- 42 at No. 9 South Carolina (1-25-18)
Was held to 39-20 ---------- 34, at LSU, 2-7-19
Was held to 20 or less ---------- N/A
Made 30-39 field goals ---------- 37, UAB, 3-24-19 (WNIT)
Made 20-29 field goals ---------- 29 vs. TCU, 3-28-19 (WNIT)
Made 10-19 field goals ---------- 18 vs. No. 17 Texas A&M, 3-10-19
Made 10+ three-point field goals ---------- 10 vs. TCU, 3-28-19 (WNIT)
Did not make 3-pointer (since 1986)0-10, at LSU, 2-7-19 (Previous | 0-10, at Miss State (L 44-47), 2-3-13)
Made 30 free throws ---------- 38 at Florida (38-54); (2-22-04)
Made 15+ Free Throws ---------- 28 vs. Houston, 3-21-19 (WNIT)
Shot 40-49 or better ---------- 44.6 (29-65) vs. TCU, 3-28-19 (WNIT)
Shot 50-59 or better ---------- 51.4 (37-72), UAB, 3-24-19 (WNIT)
Shot 60 or better ---------- .600 (36-60) vs. Ole Miss (W, 93-52; 3-3-13)
Held to less than 40 ---------- 38.8 (26-67) vs. TCU, 3-28-19 (WNIT)
Held to less than 30 ---------- 26.5 (13-49), at LSU, 2-7-19
Held to less than 20 ---------- .182 (10-55) vs. No. 6/7 Tennessee (1-8-12; L, 38-69)
Opponent shot over 50 ---------- 62.5 (40-64) No. 3 Mississippi State, 3-10-19
Held opponent to less than 40 ---------- 39.7 (23-58), Ole Miss, 2-24-19
Held opponent to less than 30 ---------- 29.9 (20-67), UAB, 3-24-19 (WNIT)
Opponent shot less than 20 in a half ---------- .200 (5-25), Grambling, 12-29-14 (1st)
Had 20 or more assists in a game ---------- 27, Houston Baptist, 12-28-16

DEFENSE

Allowed 100 points ---------- 101 vs. No. 5 Mississippi State, 3-10-19 (SEC Tournament)
Allowed 80-99 points ---------- 82 vs. TCU, 3-28-19 (WNIT)
Allowed 70-79 points ---------- 76 vs. Georgia, 3-7-19 (SEC Tournament)
Allowed 69-60 points ---------- 66 vs. No. 17 Texas A&M, 3-9-19 (SEC Tournament)
Held opponent to 59-50 points ---------- 52, UAB, 3-24-19 (WNIT)
Held opponent to 40-49 points ---------- 44, Prairie View A&M (12-16-18)
Held opponent to 39-30 ---------- 36, Northwestern State, 12-18-16
Held opponent under 45 points three cons. games ---------- 45, SHSU (11-8-13, W 81-45); ---------- 33 ORU (11-13-13, W 91-33); 45, Furman (11-16-13, W, 74-45)
Held an SEC opponent under 50 points in 3 cons. games ---------- 47, Auburn (1-29-15, ---------- W, 52-47); 42, Alabama (2-1-15, W, 53-42); #24/21 Georgia (2-9-15, W, 54-48)
Held opponent to 29 points or less ---------- 23, Binghamton, 11-30-13
Held an opponent under 15 points in a half ---------- 13, Northwestern State, 12-18-16
Held opponent under 15 field goals ---------- 14, Houston Baptist, 12-28-16
Held opponent under 15 from 3-point ---------- 12.5 (3-24), UAB, 3-24-19 (WNIT)
Had 70+ rebounds ---------- 74, Mississippi Valley State (11-24-89)
Had 60-69 rebounds ---------- 64, Prairie View A&M (12-16-18)
Had 50-59 rebounds ---------- 52 UAB, 3-24-19 (WNIT)
Had five or more blocked shots in a game ---------- 5 vs. TCU, 3-28-19 (WNIT)
Had 20 or more steals in a game ---------- 20, ORU (11-13-13)
Had 15 or more steals in a game ---------- 17, Jackson State, 12-30-18
Had 20 or more turnovers in a game ---------- 23 at Arizona State, 12-21-17
Forced 20-25 or more Turnovers in a game ---------- 21, Missouri, 2-28-19

OTHER

Won an overtime game ---------- 88-80 vs. Houston, 3-21-19 (WNIT)
Lost an overtime game ---------- Florida (71-66), 1-28-16
Won a double overtime game ---------- 73-72, vs. Florida (1-29-12)
Lost a double overtime game ---------- N/A
Won a triple overtime game ---------- 91-80 Win in 30T, 2-10-13, at Alabama
Played consecutive OT games ---------- 1-24-16 at Auburn (lost); 1-28-16 vs Florida (lost)
Won regular season tournament ---------- Nugget Classic (Reno, Nev., Nov. 25-26, 2016)
Defeated ranked team ---------- #17 South Carolina, 3-8-19 (SEC Tournament)
Defeated a ranked team on the road ----- 57-53, at #19/18 LSU, 2-23-14; 77-76, #17/16 Iowa (Las Vegas), 12-18-14
All-time SEC win streak ---------- 8 games (1-15-12: Auburn through 2-15-12: at Auburn)
All-time SEC home win streak ---------- 5 games (1-15-12: Auburn -- 2-9-12: S. Carolina)

A RAZORBACK PLAYER ...

Scored 20-24 points ---------- 22, Chelsea Dungee vs. TCU, 3-28-19 (WNIT)
Scored 25-29 points ---------- 25, Chelsea Dungee, Missouri, 2-28-19
Scored 30+ points ---------- 37, Chelsea Dungee vs. Houston, 3-21-19 (WNIT)
Scored 40+ points ---------- 41, Chelsea Dungee vs Auburn, 2-10-19
Scored 20+ points 10 times in a season ---------- Chelsea Dungee (18x | 2018-19)
Double figures in 15 cons games (Season) ---------- Jessica Jackson, 11/11/16, LSU 1-8-17 ---------- Chelsea Dungee, currently (17 games)
Scored 23+ points in three cons games ---------- Chelsea Dungee (Fla., 25; Ga., 28; SC, 32)
Three players scored double figures in 1 game ----- vs. TCU, 3-28-19 (WNIT) (Dungee 22, Monk 18, Mason 17)
Four players scored double figures in 1 game ---------- vs. No. 12 South Carolina, 3-8-19 (SEC Tournament) ---------- (Dungee 31, Tolefree 18, Monk 16, Mason 14)
Four players scored doubles figures for 4 cons. games ---------- 12-6-12 - 12-21-12; ---------- vs. Kansas, Furman, MVSU, and NSU
Five players scored double figures in 1 game ---------- UAB, 3-24-19 (WNIT) ---------- Tolefree 17, Monk 15, Dungee 13, Mason 11, Zimmerman 11
Five Starters In Double Figures ---------- vs. Georgia, 3-7-19 (SEC Tournament) ---------- Dungee (31), Tolefree (13), Williams (12), Mason (12), Monk (10)
Seven players scored in double figures in 1 game ---------- vs. Northwestern State, 11-9-18 ---------- (Tolefree, Gaulden, Monk, Thomas, Doumbia, Dungee, Williams)
Made 10+ field goals in a game ---------- 10, Chelsea Dungee vs. Houston, 3-21-19 (WNIT)
Attempted 15-19 field goals in a game ----17, Chelsea Dungee & 16 Malica Monk vs. vs. TCU, 3-28-19 (WNIT)
Attempted 20+ field goals in a game ---------- 24, Chelsea Dungee, Missouri, 2-28-19
Attempted 10 free throws in a game-- 13, Chelsea Dungee vs. No. 12 South Carolina, 3-8-19 (SEC Tournament)
Made 5 or more 3-pt FG in a game ---------- 5, Alexis Tolefree, UAB, 3-24-19 (WNIT)
Attempted 10+ 3-pointers in a game ---------- 13, Alexis Tolefree at No. 19 Texas A&M, 3-3-19
Had 10-14 rebounds ---------- 10, Kiara Williams vs. No. 12 South Carolina, 3-8-19 (SEC Tournament)
Had 15+ rebounds ---------- 17, Kiara Williams at No. 17 Kentucky, 2-17-19
Had 10 offensive reb - Records go back to 05-06 ---------- 11, Melissa Wolff ---------- vs. New Orleans (1-30-15)
Had 10 defensive reb - Records go back to 05-06 --------- 10, Kiara Williams at No. 17 Kentucky, 2-17-19
Had 10+ assists ---------- 10, Malica Monk, Grambling State, 12-28-17
Had 10+ assists in cons games ---------- Jailyn Mason (11 vs. HBU, 12-28-16 and 10 at Ole ---------- Miss, 1-1-17), Calli Berna (11 vs. No. 10/8 KY 2/7/13 and 11 at UA 2/10/13)
Had 5+ blocks in a game ---------- 5, Kiara Williams vs. Houston, 3-21-19 (WNIT)
Had 10+ blocks in a game ---------- 9, Robyn Irwin vs. SMSU, 12-19-88 (school record)
Had 5 or more steals in a game ---------- 5, Alexis Tolefree at Abilene Christian (12-8-18)
Had a double-double ---------- Kiara Williams (14/17) at No. 17 Kentucky, 2-17-19
Had a double-double in two cons games ---------- 2017-18: Devin Cosper (25/14) ---------- Charlotte and (11/11) Tulsa
Had two players record a double-double ---------- Kiara Williams (12 pts/16 reb) & ---------- Malica Monk (10 pts/10 reb)., Grambling State, 12-28-17
Had seven double-doubles in a season ---------- Devin Cosper, 2017-18 ---------- (SHSU, ORU, NMSU, Char., Tulsa, OM, AL)
Had 10+ double-doubles in a season ---------- 2006-07, Lauren Ervin (14)
Had a triple-double ---------- 14 pts, 13 reb, 12 asts, C'eira Ricketts vs. Auburn (1-18-09)

2018-19 BOX SCORES

Official Basketball Box Score -- Game Totals -- Final Statistics
Northwestern State vs AR
11/09/18 10:30am at Fayetteville, AR Bud Walton Arena

Northwestern State 53 • 0-1

##	Player		Total FG-FGA	3-Ptr FG-FGA	FT-FTA	Rebounds Off	Def	Tot	PF	TP	A	TO	Blk	Stl	Min
15	JOHNSON, JASMYN	f	2-6	2-6	0-0	3	2	5	4	6	3	1	0	5	25
22	GILLIAM, LIBBA	f	6-14	1-5	0-0	1	3	4	0	13	3	3	0	0	27
23	SCOTT, JOCELYN	f	0-6	0-0	1-2	7	5	12	2	1	0	3	0	2	20
00	GRANT, NAUTICA	g	5-8	3-5	1-2	0	2	2	3	14	2	2	0	0	33
05	THOMAS, SAMI	g	2-7	1-2	2-2	0	2	2	3	7	3	1	0	1	22
03	FREEMAN, JADA		1-6	0-2	0-0	0	2	2	2	2	2	5	1	1	24
04	SAVAGE, LACEE		0-2	0-0	2-2	1	0	1	0	2	0	2	0	0	6
13	MILLER, VICTORIA		0-1	0-0	0-0	0	0	0	2	0	1	0	0	0	7
20	BARNES, LEAH		1-1	0-0	0-0	0	0	0	3	2	0	2	0	0	9
24	BONNER, KIRA		2-4	1-1	0-0	1	1	2	4	5	0	2	0	1	10
32	NERO, RAVON		0-2	0-0	1-4	0	0	0	4	1	0	8	0	0	17
	Team					1	3	4				1			
	Totals		19-57	8-21	7-12	14	20	34	27	53	14	30	1	10	200

	1st	2nd	3rd	4th	Game	Deadball Rebounds
FG %	6-14 42.9%	3-10 30.0%	3-16 18.8%	7-17 41.2%	19-57 33.3%	2
3FG %	2-4 50.0%	2-5 40.0%	1-5 20.0%	3-7 42.9%	8-21 38.1%	
FT %	0-0 0.0%	5-6 83.3%	2-4 50.0%	0-2 0.0%	7-12 58.3%	

AR 98 • 1-0

##	Player		Total FG-FGA	3-Ptr FG-FGA	FT-FTA	Rebounds Off	Def	Tot	PF	TP	A	TO	Blk	Stl	Min
10	WILLIAMS, Kiara	c	5-7	0-0	0-0	5	4	9	1	10	1	2	1	1	19
01	NORTHCROSS-BAKER,	g	0-0	0-0	0-0	1	0	1	2	0	2	1	0	1	16
02	TOLEFREE, Alexis	g	5-11	5-10	4-6	0	3	3	0	19	0	3	0	2	21
03	MONK, Malica	g	4-5	2-3	2-4	0	0	0	2	12	4	3	0	1	22
33	DUNGEE, Chelsea	g	4-8	2-3	1-3	1	2	3	2	11	3	1	0	0	22
00	GAULDEN, A'Tyanna		6-7	0-0	4-7	0	2	2	0	16	3	4	0	2	17
13	SPANGLER, Grayce		0-1	0-1	0-0	0	0	0	2	0	0	0	0	0	5
14	MASON, Jailyn		1-3	0-1	2-2	0	4	4	2	4	4	2	1	0	19
20	STOUT, Sydney		0-0	0-0	0-0	0	0	0	1	0	0	0	0	0	4
22	ZIMMERMAN, Bailey		1-4	1-3	1-2	0	4	4	0	4	1	0	1	0	17
24	THOMAS, Taylah		4-7	0-0	3-6	5	4	9	0	11	0	0	0	3	17
30	WEAVER, Macy		0-0	0-0	0-0	0	0	0	1	0	0	0	0	0	4
52	DOUMBIA, Rokia		4-6	1-2	2-3	0	1	1	2	11	0	0	0	1	17
	Team					0	2	2							
	Totals		34-59	11-23	19-33	12	26	38	15	98	18	16	3	11	200

	1st	2nd	3rd	4th	Game	Deadball Rebounds
FG %	11-19 57.9%	9-13 69.2%	6-13 46.2%	8-14 57.1%	34-59 57.6%	7,1
3FG %	3-6 50.0%	4-6 66.7%	1-5 20.0%	3-6 50.0%	11-23 47.8%	
FT %	3-6 50.0%	6-12 50.0%	7-9 77.8%	3-6 50.0%	19-33 57.6%	

Officials: Scott Yarbrough, Jennifer Rezac, Meadow Overstreet
Technical fouls: Northwestern State-None. AR-None.
Attendance: 5497
Elementary Day
Scanned Tickets: 4,889

Score by periods	1st	2nd	3rd	4th	Total
Northwestern State	14	13	9	17	**53**
AR	28	28	20	22	**98**

Official Basketball Box Score -- Game Totals -- Final Statistics
AR vs UT Arlington
11/14/18 7:00 pm at

AR 66 • 2-0

##	Player		Total FG-FGA	3-Ptr FG-FGA	FT-FTA	Rebounds Off	Def	Tot	PF	TP	A	TO	Blk	Stl	Min
10	WILLIAMS, Kiara	f	2-4	0-0	0-1	2	4	6	3	4	0	2	1	0	18
02	TOLEFREE, Alexis	g	6-19	3-9	3-3	1	3	4	0	18	0	1	1	3	36
03	MONK, Malica	g	7-15	0-2	4-8	3	5	8	4	18	3	4	0	2	29
14	MASON, Jailyn	g	0-2	0-0	0-0	0	1	1	2	0	2	1	0	3	23
33	DUNGEE, Chelsea	g	6-9	2-2	2-2	1	2	3	5	16	1	4	1	0	26
00	GAULDEN, A'Tyanna		1-3	0-0	0-0	0	3	3	1	2	1	3	0	0	11
01	NORTHCROSS-BAKER,		1-5	0-2	0-0	0	3	3	1	2	1	0	0	0	10
22	ZIMMERMAN, Bailey		2-3	0-1	0-2	3	2	5	2	4	0	1	1	0	21
24	THOMAS, Taylah		1-2	0-0	0-2	2	7	9	1	2	0	2	0	1	22
52	DOUMBIA, Rokia		0-1	0-0	0-0	0	0	0	1	0	0	1	0	1	4
	Team					0	0	0							
	Totals		26-63	5-16	9-18	12	30	42	20	66	8	19	4	10	200

	1st	2nd	3rd	4th	Game	Deadball Rebounds
FG %	7-13 53.8%	7-14 50.0%	6-19 31.6%	6-17 35.3%	26-63 41.3%	6,6
3FG %	1-3 33.3%	2-5 40.0%	1-4 25.0%	1-4 25.0%	5-16 31.3%	
FT %	0-0 0.0%	5-8 62.5%	4-8 50.0%	0-2 0.0%	9-18 50.0%	

UT Arlington 65 • 1-1

##	Player		Total FG-FGA	3-Ptr FG-FGA	FT-FTA	Rebounds Off	Def	Tot	PF	TP	A	TO	Blk	Stl	Min
33	Kelsey Johnson	f	0-1	0-0	0-0	0	0	0	0	0	0	0	0	0	6
00	Cierra Johnson	g	9-18	0-2	4-4	5	4	9	3	22	3	4	0	2	35
01	Laurynn McGowen	g	1-4	0-0	0-0	0	0	0	3	2	2	4	0	0	18
02	Lauren Billie	g	7-13	5-7	2-3	2	3	5	3	21	0	0	0	3	31
12	Brooke Alexander	g	0-1	0-0	0-0	0	0	0	2	0	0	1	0	0	10
03	Misty Dossey		1-2	0-0	0-0	0	1	1	2	2	0	0	0	0	3
13	Daiane Machado		2-3	0-0	0-1	1	2	3	0	4	1	0	0	0	9
20	Claire Chastain		0-3	0-1	0-0	1	2	3	0	0	2	1	0	0	12
21	Terryn Milton		0-7	0-0	2-2	3	3	6	0	2	2	2	0	1	28
24	Aysia Evans		2-9	1-3	0-0	0	2	2	3	5	2	1	0	2	18
41	Katie Ferrell		3-11	1-2	0-2	0	10	10	3	7	6	2	4	4	28
	Team					0	0	0							
	Totals		25-72	7-15	8-12	12	27	39	19	65	18	15	4	12	198

	1st	2nd	3rd	4th	Game	Deadball Rebounds
FG %	7-19 36.8%	6-18 33.3%	8-21 38.1%	4-14 28.6%	25-72 34.7%	3,1
3FG %	2-6 33.3%	1-3 33.3%	2-2 100.0%	2-4 50.0%	7-15 46.7%	
FT %	0-0 0.0%	2-2 100.0%	5-6 83.3%	1-4 25.0%	8-12 66.7%	

Officials:
Technical fouls: AR-DUNGEE, Chelsea. UT Arlington-None.
Attendance: 1081
2018-19 Women's Basketball. Round: 0. Arkansas vs UT Arlington. Played at .

Score by periods	1st	2nd	3rd	4th	Total
AR	15	21	17	13	**66**
UT Arlington	16	15	23	11	**65**

Official Basketball Box Score -- Game Totals -- Final Statistics
No. 22 Arizona State vs AR
11/18/18 7 p.m. at Fayetteville, Ark. (Bud Walton Arena)

No. 22 Arizona State 88 • 2-1

##	Player		Total FG-FGA	3-Ptr FG-FGA	FT-FTA	Rebounds Off	Def	Tot	PF	TP	A	TO	Blk	Stl	Min
42	IBIS, KIANNA	f	9-14	0-1	2-2	2	3	5	2	20	1	4	1	1	27
33	JOHNSON-CHAPMAN, C	c	3-5	0-0	0-0	3	4	7	4	6	1	0	0	1	16
01	RICHARDSON, REILI	g	1-4	0-2	5-8	0	3	3	1	7	5	1	0	2	28
11	RYAN, ROBBI	g	3-6	2-2	5-6	2	1	3	2	13	1	2	0	0	20
22	EKMARK, COURTNEY	g	0-5	0-4	0-0	1	2	3	3	0	2	1	0	0	24
00	HANSON, TAYA		2-7	1-3	0-0	1	2	3	0	5	1	0	0	0	17
04	RUSSELL, KIARA		0-1	0-0	1-2	0	0	0	2	1	1	0	0	0	2
05	LOERA, JAMIE		2-4	2-3	2-2	1	1	2	0	8	0	1	0	0	14
21	ELENGA, SOPHIA		5-7	0-0	1-2	4	8	12	2	11	0	4	1	1	25
23	MBULITO, IRIS		4-6	0-1	5-11	1	2	3	4	13	4	3	0	1	16
32	VAN HYFTE, JAYDE		1-2	0-0	0-0	0	0	0	1	2	0	0	0	0	8
52	RUDEN, JAMIE		1-2	0-0	0-0	0	0	0	0	2	0	0	0	0	3
	Team					0	2	2				1			
	Totals		31-63	5-16	21-33	15	28	43	21	88	16	17	2	6	200

	1st	2nd	3rd	4th	Game	Deadball Rebounds
FG %	11-19 57.9%	5-19 26.3%	11-16 68.8%	4-9 44.4%	31-63 49.2%	3,1
3FG %	2-5 40.0%	2-5 40.0%	0-1 0.0%	1-5 20.0%	5-16 31.3%	
FT %	5-9 55.6%	5-6 83.3%	1-2 50.0%	10-16 62.5%	21-33 63.6%	

AR 85 • 2-1

##	Player		Total FG-FGA	3-Ptr FG-FGA	FT-FTA	Rebounds Off	Def	Tot	PF	TP	A	TO	Blk	Stl	Min
10	WILLIAMS, Kiara	c	4-6	0-0	0-0	4	5	9	1	8	2	1	0	3	25
02	TOLEFREE, Alexis	g	8-20	3-9	3-4	0	3	3	4	22	2	4	0	1	33
03	MONK, Malica	g	5-14	0-1	3-8	0	4	4	4	13	1	1	0	0	27
14	MASON, Jailyn	g	5-6	1-1	0-0	1	3	4	4	11	3	0	0	1	31
33	DUNGEE, Chelsea	g	7-13	2-6	4-4	1	5	6	4	20	1	1	0	0	24
00	GAULDEN, A'Tyanna		2-5	0-0	5-6	0	0	0	0	9	0	1	0	1	13
01	NORTHCROSS-BAKER,		0-1	0-1	0-0	0	0	0	2	0	0	1	0	0	4
22	ZIMMERMAN, Bailey		1-2	0-1	0-0	0	1	1	1	2	0	1	0	0	21
24	THOMAS, Taylah		0-0	0-0	0-0	0	2	2	0	0	0	1	0	0	15
52	DOUMBIA, Rokia		0-0	0-0	0-0	0	1	1	2	0	0	1	0	0	7
	Team					4	1	5				1			
	Totals		32-67	6-19	15-22	10	25	35	22	85	9	13	0	6	200

	1st	2nd	3rd	4th	Game	Deadball Rebounds
FG %	8-16 50.0%	7-16 43.8%	8-16 50.0%	9-19 47.4%	32-67 47.8%	3,1
3FG %	2-7 28.6%	0-1 0.0%	2-6 33.3%	2-5 40.0%	6-19 31.6%	
FT %	7-9 77.8%	3-4 75.0%	2-3 66.7%	3-6 50.0%	15-22 68.2%	

Officials: Mark Zentz, Maj Forsberg, Roy Gulbeyan
Technical fouls: No. 22 Arizona State-None. AR-None.
Attendance: 1519
Total Scanned Tickets: 1,189

Score by periods	1st	2nd	3rd	4th	Total
No. 22 Arizona State	29	17	23	19	**88**
AR	25	17	20	23	**85**

Official Basketball Box Score -- Game Totals -- Final Statistics
AR vs Tennessee State
11/23/18 7:30 p.m. at Municipal Auditorium, Nashville, Tenn.

AR 79 • 3-1

##	Player		Total FG-FGA	3-Ptr FG-FGA	FT-FTA	Rebounds Off	Def	Tot	PF	TP	A	TO	Blk	Stl	Min
10	WILLIAMS, Kiara	f	2-4	0-0	2-2	3	8	11	3	6	2	1	1	2	20
02	TOLEFREE, Alexis	g	4-12	3-8	3-4	1	2	3	2	14	2	3	0	1	27
03	MONK, Malica	g	4-9	1-3	4-7	1	1	2	4	13	4	3	0	3	21
14	MASON, Jailyn	g	1-9	0-3	2-2	1	1	2	1	4	2	4	2	1	22
33	DUNGEE, Chelsea	g	5-9	0-0	6-9	1	5	6	2	16	0	2	0	2	30
00	GAULDEN, A'Tyanna		3-9	0-0	3-4	0	2	2	3	9	3	0	0	1	19
01	NORTHCROSS-BAKER, Ra		1-2	1-2	1-2	0	0	0	0	4	1	0	0	2	9
20	STOUT, Sydney		0-0	0-0	0-0	0	0	0	0	0	0	0	0	0	1
22	ZIMMERMAN, Bailey		3-5	2-4	4-6	2	2	4	3	12	1	0	3	0	25
24	THOMAS,Taylah		0-3	0-0	1-2	0	3	3	1	1	0	1	1	0	10
30	WEAVER, Macy		0-0	0-0	0-0	3	2	5	2	0	0	0	1	0	10
52	DOUMBIA, Rokia		0-0	0-0	0-0	0	0	0	0	0	1	0	0	0	6
	Team					2	1	3							
	Totals		23-62	7-20	26-38	14	27	41	21	79	16	14	8	12	200

	1st	2nd	3rd	4th	Game	Deadball Rebounds
FG %	8-19 42.1%	4-16 25.0%	4-15 26.7%	7-12 58.3%	23-62 37.1%	6
3FG %	2-4 50.0%	3-12 25.0%	1-3 33.3%	1-1 100.0%	7-20 35.0%	
FT %	4-5 80.0%	4-8 50.0%	6-7 85.7%	12-18 66.7%	26-38 68.4%	

Tennessee State 55 • 0-5

##	Player		Total FG-FGA	3-Ptr FG-FGA	FT-FTA	Rebounds Off	Def	Tot	PF	TP	A	TO	Blk	Stl	Min
03	WRIGHTSELL,Jaden	f	2-6	0-0	0-2	3	4	7	5	4	1	1	0	0	25
22	WOOTEN,Tia	f	4-14	0-0	1-2	4	3	7	3	9	2	2	1	0	33
00	ROBERTS,Taylor	g	8-18	2-5	5-6	1	6	7	3	23	1	7	0	4	36
10	ELLIOT,Lauren	g	1-9	0-4	3-4	1	6	7	2	5	0	4	0	1	31
24	SIMS,Asia	g	0-3	0-1	2-2	3	6	9	3	2	3	2	0	1	20
01	YOUNG,Jazmine		0-3	0-1	0-0	2	0	2	1	0	0	2	0	0	3
02	WRISTER,Andreana		0-3	0-3	0-0	1	0	1	0	0	1	2	1	0	9
04	BANNER,Terrysha		2-5	2-3	4-4	0	1	1	2	10	0	1	0	0	19
11	PIZZO,Isabella		0-0	0-0	0-0	0	0	0	0	0	0	0	0	0	0+
14	PRIMAS,Ashley		0-0	0-0	0-0	1	0	1	2	0	0	0	0	1	4
20	OUTLOW,Cebria		0-1	0-0	2-6	5	4	9	5	2	3	1	1	1	15
31	BURNETT,Annaliese		0-1	0-0	0-0	0	0	0	1	0	0	0	0	0	2
32	BRONER,Jasmine		0-0	0-0	0-0	0	0	0	0	0	0	0	0	0	3
	Team					1	1	2				1			
	Totals		17-63	4-17	17-26	22	31	53	27	55	11	23	3	8	200

	1st	2nd	3rd	4th	Game	Deadball Rebounds
FG %	4-16 25.0%	5-15 33.3%	6-18 33.3%	2-14 14.3%	17-63 27.0%	6
3FG %	1-4 25.0%	3-5 60.0%	0-4 0.0%	0-4 0.0%	4-17 23.5%	
FT %	3-4 75.0%	9-12 75.0%	2-6 33.3%	3-4 75.0%	17-26 65.4%	

Officials: D'Lynn Schertz, Erika Herriman-Camarota, Royce Blevins
Technical fouls: AR-None. Tennessee State-None.
Attendance:

Score by periods	1st	2nd	3rd	4th	Total
AR	22	15	15	27	**79**
Tennessee State	12	22	14	7	**55**

2018-19 BOX SCORES

Official Basketball Box Score – Game Totals -- Final Statistics
Pittsburgh vs Arkansas
11/24/18 7:30 p.m. at Municipal Auditorium, Nashville, Tenn.

Pittsburgh 61 • 3-4

##	Player		Total FG-FGA	3-Ptr FG-FGA	FT-FTA	Rebounds Off	Def	Tot	PF	TP	A	TO	Blk	Stl	Min
01	Danielle Garven	f	4-9	0-0	4-4	1	3	4	3	12	4	6	0	0	30
11	Cara Judkins	c	4-5	0-0	0-2	2	5	7	1	8	1	2	1	0	20
03	Jasmine Whitney	g	3-6	0-2	0-0	0	7	7	4	6	5	4	1	1	36
04	Cassidy Walsh	g	1-6	0-1	4-4	1	3	4	2	6	1	2	1	0	32
13	Kyla Nelson	g	1-6	1-3	0-2	0	2	2	2	3	1	1	0	0	29
00	Jahsyni Knight		3-6	0-0	0-0	0	2	2	0	6	1	0	0	2	13
10	Ismini Prapa		0-0	0-0	0-0	0	0	0	0	0	0	2	0	0	1
14	Kauai Bradley		2-5	1-3	0-0	1	3	4	4	5	1	4	0	0	16
22	Jaala Henry		0-0	0-0	0-0	0	1	1	1	0	0	1	0	0	1
32	Kalista Walters		7-9	0-0	1-2	3	4	7	1	15	3	0	1	1	22
	Team					2	8	10							
	Totals		25-52	2-9	9-14	10	38	48	18	61	17	22	4	4	200

1st - FG %:	7-16	43.8%	2nd: 4-12	33.3%	3rd: 9-14	64.3%	4th: 5-10	50.0%	Game: 25-52	48.1%	Deadball
3FG %:	1-2	50.0%	0-3	0.0%	1-3	33.3%	0-1	0.0%	2-9	22.2%	Rebounds
FT %:	2-2	100.0%	0-0	0.0%	2-2	100.0%	5-10	50.0%	9-14	64.3%	3

Arkansas 54 • 3-2

##	Player		Total FG-FGA	3-Ptr FG-FGA	FT-FTA	Rebounds Off	Def	Tot	PF	TP	A	TO	Blk	Stl	Min
10	WILLIAMS, Kiara	f	2-4	0-0	1-3	2	2	4	1	5	0	0	0	0	21
02	TOLEFREE, Alexis	g	4-23	3-16	1-2	2	4	6	3	12	5	2	0	4	32
03	MONK, Malica	g	2-12	0-4	1-2	2	1	3	3	5	2	1	0	2	31
14	MASON, Jailyn	g	2-5	1-3	0-0	0	1	1	1	5	1	1	0	1	21
33	DUNGEE, Chelsea	g	2-13	1-6	5-6	0	1	1	1	10	0	1	2	1	34
00	GAULDEN, A'Tyanna		1-6	0-1	0-0	1	1	2	0	2	3	0	0	1	11
01	NORTHCROSS-BAKER,		0-0	0-0	0-0	0	0	0	1	0	0	0	0	0	3
22	ZIMMERMAN, Bailey		4-8	2-5	1-2	7	4	11	2	11	0	2	1	1	28
24	THOMAS,Taylah		2-3	0-0	0-2	3	5	8	2	4	0	1	0	0	19
	Team					4	0	4							
	Totals		19-74	7-35	9-17	21	19	40	14	54	11	8	3	10	200

1st - FG %:	4-18	22.2%	2nd: 4-16	25.0%	3rd: 6-17	35.3%	4th: 5-23	21.7%	Game: 19-74	25.7%	Deadball
3FG %:	2-8	25.0%	0-5	0.0%	3-9	33.3%	2-13	15.4%	7-35	20.0%	Rebounds
FT %:	0-0	0.0%	0-3	0.0%	5-6	83.3%	4-8	50.0%	9-17	52.9%	4

Officials: Troy Winders, Meadow Overstreet, Erika Herriman-Camarota
Technical fouls: Pittsburgh-None. Arkansas-None.
Attendance:

Score by periods	1st	2nd	3rd	4th	Total
Pittsburgh	17	8	21	15	**61**
Arkansas	10	8	20	16	**54**

Points	In Paint	Off T/O	2nd Chance	Fast Break	Bench
UP	42	4	10	2	26
AR	22	19	10	10	17

Last FG - UP 4th-01:42, AR 4th-00:21.
Largest lead - UP by 15 3rd-07:06, AR by 2 1st-09:40.
UP led for 36:21. AR led for 00:20. Game was tied for 03:00.

Score tied - 2 times.
Lead changed - 1 time.

Official Basketball Box Score -- Game Totals -- Final Statistics
AR vs Wisconsin
11/25/18 7:30 p.m. at Nashville, TN (Municipal Auditorium)

AR 69 • 4-2

##	Player		Total FG-FGA	3-Ptr FG-FGA	FT-FTA	Rebounds Off	Def	Tot	PF	TP	A	TO	Blk	Stl	Min
10	WILLIAMS, Kiara	f	5-10	0-0	3-5	6	2	8	4	13	0	1	0	3	23
02	TOLEFREE, Alexis	g	2-9	1-6	0-0	2	0	2	0	5	1	1	0	0	17
03	MONK, Malica	g	5-11	0-0	3-8	0	1	1	1	13	3	0	0	1	27
14	MASON, Jailyn	g	5-14	1-4	1-2	3	4	7	3	12	1	1	0	2	36
33	DUNGEE, Chelsea	g	5-11	3-5	7-10	1	4	5	3	20	1	4	0	3	34
00	GAULDEN, A'Tyanna		0-3	0-0	1-2	0	0	0	1	1	4	1	0	1	17
22	ZIMMERMAN, Bailey		1-5	0-4	1-1	2	2	4	2	3	1	0	0	0	25
24	THOMAS,Taylah		1-2	0-0	0-0	3	9	12	3	2	0	0	0	1	17
52	DOUMBIA, Rokia		0-0	0-0	0-0	0	1	1	0	0	0	1	0	0	4
	Team					1	3	4				1			
	Totals		24-65	5-19	16-28	18	26	44	17	69	11	10	0	11	200

1st - FG %:	8-19	42.1%	2nd: 5-12	41.7%	3rd: 5-20	25.0%	4th: 6-14	42.9%	Game: 24-65	36.9%	Deadball
3FG %:	2-6	33.3%	0-2	0.0%	2-8	25.0%	1-3	33.3%	5-19	26.3%	Rebounds
FT %:	2-4	50.0%	1-3	33.3%	3-4	75.0%	10-17	58.8%	16-28	57.1%	6

Wisconsin 68 • 6-1

##	Player		Total FG-FGA	3-Ptr FG-FGA	FT-FTA	Rebounds Off	Def	Tot	PF	TP	A	TO	Blk	Stl	Min
11	Howard,Marsha	f	3-4	0-0	4-8	3	5	8	4	10	0	2	2	1	27
34	Lewis,Imani	f	5-8	0-0	3-5	4	8	12	3	13	2	1	0	0	31
02	Karlis,Kelly	g	0-3	0-3	0-0	1	0	1	2	0	1	1	1	0	15
10	Van Leeuwen,Kendra	g	5-14	2-6	0-0	2	6	8	3	12	12	5	0	0	33
44	Luehring,Alex	g	3-10	3-10	0-0	0	3	3	1	9	4	2	1	0	34
03	Gilreath,Suzanne		2-6	2-6	0-0	0	1	1	2	6	0	0	0	0	5
14	Laszewski,Abby		4-6	0-0	0-0	2	1	3	2	8	0	2	1	0	21
20	Bragg,Diamond		1-2	0-0	0-0	0	1	1	1	2	1	2	0	0	8
23	Hale,Jasmine		4-10	0-3	0-0	1	2	3	4	8	1	1	1	0	26
	Team					1	2	3							
	Totals		27-63	7-28	7-13	14	29	43	22	68	21	16	6	1	200

1st - FG %:	7-18	38.9%	2nd: 6-15	40.0%	3rd: 8-17	47.1%	4th: 6-13	46.2%	Game: 27-63	42.9%	Deadball
3FG %:	1-9	11.1%	3-8	37.5%	1-4	25.0%	2-7	28.6%	7-28	25.0%	Rebounds
FT %:	2-4	50.0%	1-4	25.0%	2-2	100.0%	2-3	66.7%	7-13	53.8%	2

Officials: Felicia Grinter, Troy Winders, Neonta Williams
Technical fouls: AR-None. Wisconsin-None.
Attendance:

Score by periods	1st	2nd	3rd	4th	Total
AR	20	11	15	23	**69**
Wisconsin	17	16	19	16	**68**

Points	In Paint	Off T/O	2nd Chance	Fast Break	Bench
AR	28	15	11	6	6
WIS	34	11	9	0	24

Last FG - AR 4th-00:11, WIS 4th-01:04.
Largest lead - AR by 7 1st-04:45, WIS by 15 3rd-04:12.
AR led for 10:54. WIS led for 25:21. Game was tied for 03:06.

Score tied - 4 times.
Lead changed - 6 times.

Official Basketball Box Score -- Game Totals -- Final Statistics
Oral Roberts vs AR
11/28/18 7 p.m. at Fayetteville, Ark. (Bud Walton Arena)

Oral Roberts 61 • 3-4

##	Player		Total FG-FGA	3-Ptr FG-FGA	FT-FTA	Rebounds Off	Def	Tot	PF	TP	A	TO	Blk	Stl	Min
21	Torrey, Rylie	f	0-6	0-5	0-0	0	1	1	4	0	0	5	1	0	26
24	Brotons, Montserrat	c	6-13	0-0	4-8	1	6	7	3	16	1	2	0	0	27
03	Kirkhart, Katie	g	1-6	0-0	0-0	1	2	3	2	2	1	3	0	1	22
10	Mayberry, Maya	g	3-12	1-5	0-0	0	3	3	5	7	2	3	0	2	30
23	Beatty, Lakota	g	2-5	1-1	0-0	1	6	7	0	5	1	1	0	1	33
13	Skalnik, Rachel		0-1	0-1	0-0	1	0	1	4	0	0	1	0	1	8
20	Schumacher, Regan		0-1	0-0	0-0	0	2	2	1	0	0	1	0	1	9
32	Garvie, Sarah		3-5	2-4	0-0	0	2	2	1	8	2	0	0	1	20
33	Lippe, KeniJo		6-12	1-2	10-10	4	5	9	3	23	1	2	0	1	25
	Team					3	3	6				1			
	Totals		21-61	5-18	14-18	11	30	41	23	61	8	19	1	8	200

1st - FG %:	5-13	38.5%	2nd: 5-12	41.7%	3rd: 5-16	31.3%	4th: 6-20	30.0%	Game: 21-61	34.4%	Deadball
3FG %:	1-3	33.3%	1-1	100.0%	0-5	0.0%	3-9	33.3%	5-18	27.8%	Rebounds
FT %:	0-0	0.0%	1-2	50.0%	5-6	83.3%	8-10	80.0%	14-18	77.8%	1

AR 74 • 5-2

##	Player		Total FG-FGA	3-Ptr FG-FGA	FT-FTA	Rebounds Off	Def	Tot	PF	TP	A	TO	Blk	Stl	Min
10	WILLIAMS, Kiara	c	2-3	0-0	2-2	5	6	11	4	6	0	0	3	0	20
02	TOLEFREE, Alexis	g	1-8	0-6	2-2	0	5	5	1	4	1	2	2	2	26
03	MONK, Malica	g	5-16	0-2	7-8	1	2	3	2	17	3	1	0	0	33
14	MASON, Jailyn	g	4-7	2-2	2-3	1	5	6	0	12	0	1	1	0	27
33	DUNGEE, Chelsea	g	7-19	0-5	7-7	1	4	5	0	21	1	3	0	1	32
00	GAULDEN, A'Tyanna		1-2	0-0	0-0	0	1	1	0	2	1	2	0	0	7
01	NORTHCROSS-BAKER,		1-2	1-2	0-0	0	0	0	1	3	0	0	0	0	9
22	ZIMMERMAN, Bailey		1-5	1-3	1-2	2	1	3	0	4	0	1	0	0	21
24	THOMAS, Taylah		0-3	0-0	0-2	2	4	6	2	0	0	1	0	1	17
30	WEAVER, Macy		1-1	0-0	2-2	0	1	1	2	4	0	1	1	0	3
52	DOUMBIA, Rokia		0-0	0-0	1-1	0	0	0	2	1	1	2	0	0	5
	Team					1	3	4							
	Totals		23-66	4-20	24-29	13	32	45	14	74	7	14	7	4	200

1st - FG %:	8-17	47.1%	2nd: 5-14	35.7%	3rd: 5-17	29.4%	4th: 5-18	27.8%	Game: 23-66	34.8%	Deadball
3FG %:	2-6	33.3%	1-4	25.0%	0-4	0.0%	1-6	16.7%	4-20	20.0%	Rebounds
FT %:	2-2	100.0%	7-8	87.5%	8-10	80.0%	7-9	77.8%	24-29	82.8%	5

Officials: Jesse Dickerson, Douglas Knight, Angel Stanton
Technical fouls: Oral Roberts-None. AR-None.
Attendance: 1119
Tickets Scanned: 721
Fouled out: ORU #10, Mayberry (0:08.4 4Q)

Score by periods	1st	2nd	3rd	4th	Total
Oral Roberts	11	12	15	23	**61**
AR	20	18	18	18	**74**

Points	In Paint	Off T/O	2nd Chance	Fast Break	Bench
ORU	28	13	10	7	31
AR	22	22	7	7	14

Last FG - ORU 4th-00:36, AR 4th-02:55.
Largest lead - ORU None, AR by 23 3rd-04:42.
ORU led for 00:00. AR led for 38:33. Game was tied for 01:24.

Score tied - 0 times.
Lead changed - 0 times.

Official Basketball Box Score -- Game Totals -- Final Statistics
AR vs No. 22/23 Iowa State
12/02/18 2:05 p.m. at Hilton Coliseum - Ames, Iowa

AR 82 • 5-3

##	Player		Total FG-FGA	3-Ptr FG-FGA	FT-FTA	Rebounds Off	Def	Tot	PF	TP	A	TO	Blk	Stl	Min
03	MONK, Malica	*	8-15	5-8	1-2	0	1	1	4	22	0	0	0	1	24
10	WILLIAMS, Kiara	*	1-3	0-0	2-2	2	4	6	2	4	1	0	1	2	23
14	MASON, Jailyn	*	4-10	2-3	0-0	0	4	4	4	10	2	1	0	0	30
22	ZIMMERMAN, Bailey	*	1-7	1-6	0-0	2	1	3	3	3	2	1	0	0	29
33	DUNGEE, Chelsea	*	6-17	2-5	13-16	0	5	5	4	27	2	2	0	1	33
00	GAULDEN, A'Tyanna		1-3	0-0	2-2	0	2	2	2	4	3	2	1	1	16
01	NORTHCROSS-BAKER,		0-0	0-0	0-0	0	0	0	0	0	0	0	0	0	2
02	TOLEFREE, Alexis		4-12	1-5	1-2	1	4	5	2	10	2	1	0	0	26
24	THOMAS, Taylah		1-1	0-0	0-1	1	3	4	1	2	1	0	0	1	17
	Team					6	1	7							
	Totals		26-68	11-27	19-25	12	25	37	22	82	13	7	2	6	200

1st - FG %:	4-18	22.2%	2nd: 8-16	50.0%	3rd: 8-19	42.1%	4th: 6-15	40.0%	Game: 26-68	38.2%	Deadball
3FG %:	2-7	28.6%	2-3	66.7%	4-9	44.4%	3-8	37.5%	11-27	40.7%	Rebounds
FT %:	5-6	83.3%	0-1	0.0%	11-12	91.7%	3-6	50.0%	19-25	76.0%	3

No. 22/23 Iowa State 91 • 6-1

##	Player		Total FG-FGA	3-Ptr FG-FGA	FT-FTA	Rebounds Off	Def	Tot	PF	TP	A	TO	Blk	Stl	Min
01	Wise, Madison	*	3-7	1-3	2-2	1	2	3	3	9	1	1	0	0	38
21	Carleton, Bridget	*	8-15	3-6	5-6	5	6	11	1	24	4	5	1	1	37
24	Joens, Ashley	*	6-12	2-7	0-0	1	3	4	4	14	0	0	1	0	32
32	Burkhall, Meredith	*	4-4	0-0	0-0	2	6	8	1	8	2	2	1	0	15
33	Middleton, Alexa	*	7-14	1-4	0-1	0	4	4	4	15	8	1	1	0	23
04	Johnson, Rae		0-4	0-4	0-0	0	7	7	2	0	4	2	1	0	21
13	Camber, Adriana		0-2	0-2	0-0	0	0	0	1	0	0	0	0	0	9
15	Nezerwa, Ines		0-1	0-0	0-0	0	0	0	0	0	0	0	0	0	1
25	Scott, Kristin		6-10	1-3	8-10	5	2	7	3	21	1	0	2	0	24
	Team					0	3	3							
	Totals		34-69	8-29	15-19	14	33	47	19	91	20	11	7	1	200

1st - FG %:	8-17	47.1%	2nd: 7-18	38.9%	3rd: 14-19	73.7%	4th: 5-15	33.3%	Game: 34-69	49.3%	Deadball
3FG %:	2-6	33.3%	2-10	20.0%	2-5	40.0%	2-8	25.0%	8-29	27.6%	Rebounds
FT %:	0-0	0.0%	3-4	75.0%	9-11	81.8%	3-4	75.0%	15-19	78.9%	0

Officials: Bryan Enterline, Kevin Pethtel, Tiffany Bird
Technical fouls: AR-None. No. 22/23 Iowa State-None.
Attendance: 10097
SEC/Big 12 Challenge
AP Ranking: ISU #23
Fouled Out: none

Score by periods	1st	2nd	3rd	4th	Total
AR	15	18	31	18	**82**
No. 22/23 Iowa State	18	19	39	15	**91**

Points	In Paint	Off T/O	2nd Chance	Fast Break	Bench
AR	20	6	14	0	16
ISU	44	5	18	0	21

Last FG - AR 4th-03:10, ISU 4th-02:11.
Largest lead - AR by 2 2nd-03:40, ISU by 14 3rd-01:07.
AR led for 01:23. ISU led for 36:40. Game was tied for 01:57.

Score tied - 4 times.
Lead changed - 2 times.

2018-19 BOX SCORES

Official Basketball Box Score -- Game Totals -- Final Statistics

Tennessee Tech vs AR

12/04/18 7 p.m. at Fayetteville, Ark. (Bud Walton Arean)

Tennessee Tech 42 • 5-3

##	Player		Total FG-FGA	3-Ptr FG-FGA	FT-FTA	Rebounds Off	Def	Tot	PF	TP	A	TO	Blk	Stl	Min
44	CANTRELL, Lacy	f	1-5	0-0	1-2	2	7	9	0	3	0	0	1	0	16
00	HARRIS, Akia	g	2-7	0-2	1-3	0	5	5	1	5	4	1	0	1	37
02	BROCK, Jordan	g	3-10	1-4	0-0	0	2	2	0	7	2	2	0	0	28
11	ALEXANDER, Kentoria	g	2-7	1-1	0-2	2	3	5	2	5	4	5	1	1	34
14	BUCKNER, Abby	g	4-11	1-6	0-0	1	6	7	3	9	1	3	0	0	38
10	LAMB, Taylor		2-3	0-0	0-0	0	2	2	2	4	0	0	1	0	18
15	WILKINSON, Anacia		3-6	0-0	0-0	0	1	1	1	6	0	2	2	0	10
20	BRADY, Kesha		1-3	1-2	0-2	0	2	2	2	3	0	4	0	0	13
33	COLEMAN, Mackenzie		0-4	0-1	0-0	1	0	1	1	0	0	2	0	0	6
	Team					6	2	8				2			
	Totals		18-56	4-16	2-9	12	30	42	12	42	11	21	5	2	200

1st - FG %:	2-12	16.7%	2nd: 7-18	38.9%	3rd: 3-12	25.0%	4th: 6-14	42.9%	Game: 18-56	32.1%	Deadball
3FG %:	0-2	0.0%	2-7	28.6%	0-3	0.0%	2-4	50.0%	4-16	25.0%	Rebounds
FT %:	0-0	0.0%	0-0	0.0%	1-3	33.3%	1-6	16.7%	2-9	22.2%	3,1

AR 65 • 6-3

##	Player		Total FG-FGA	3-Ptr FG-FGA	FT-FTA	Rebounds Off	Def	Tot	PF	TP	A	TO	Blk	Stl	Min
10	WILLIAMS, Kiara	c	3-4	0-0	0-0	1	8	9	0	6	0	0	5	1	16
02	TOLEFREE, Alexis	g	2-11	1-8	0-0	0	2	2	0	5	0	1	0	2	20
03	MONK, Malica	g	1-3	0-0	0-0	0	1	1	2	2	1	1	1	1	17
14	MASON, Jailyn	g	1-5	1-1	1-2	1	1	2	1	4	3	1	1	3	25
33	DUNGEE, Chelsea	g	12-18	4-6	0-0	1	4	5	1	28	2	3	0	2	28
00	GAULDEN, A'Tyanna		6-16	0-0	0-0	3	2	5	1	12	3	1	0	0	24
01	NORTHCROSS-BAKER,		0-2	0-2	0-0	0	1	1	0	0	0	0	0	0	4
13	SPANGLER, Grayce		0-4	0-2	0-0	2	0	2	2	0	0	0	0	0	6
20	STOUT, Sydney		0-0	0-0	0-0	0	1	1	0	0	0	0	0	0	5
22	ZIMMERMAN, Bailey		2-6	1-3	2-2	1	4	5	1	7	0	1	1	1	22
24	THOMAS, Taylah		0-1	0-0	1-2	2	0	2	0	1	0	0	0	0	15
30	WEAVER, Macy		0-3	0-0	0-0	1	2	3	2	0	0	0	4	2	9
52	DOUMBIA, Rokia		0-1	0-1	0-0	0	1	1	2	0	0	1	1	1	9
	Team					3	0	3							
	Totals		27-74	7-23	4-6	15	27	42	12	65	9	9	13	13	200

1st - FG %:	7-18	38.9%	2nd: 7-17	41.2%	3rd: 10-16	62.5%	4th: 3-23	13.0%	Game: 27-74	36.5%	Deadball
3FG %:	3-8	37.5%	0-4	0.0%	3-5	60.0%	1-6	16.7%	7-23	30.4%	Rebounds
FT %:	1-2	50.0%	3-4	75.0%	0-0	0.0%	0-0	0.0%	4-6	66.7%	3,3

Officials: Denise Brooks, Michael McConnell, Mark Resch
Technical fouls: Tennessee Tech-None. AR-None.
Attendance: 915
Tickets Scanned: 502

Score by periods	1st	2nd	3rd	4th	Total
Tennessee Tech	4	16	7	15	**42**
AR	18	17	23	7	**65**

Points	In Paint	Off T/O	2nd Chance	Fast Break	Bench
TTU	22	10	5	2	13
AR	30	28	13	4	20

Last FG - TTU 4th-01:18, AR 4th-03:05.
Largest lead - TTU None, AR by 31 3rd-00:36.
TTU led for 00:00. AR led for 36:31. Game was tied for 03:28.

Score tied - 0 times.
Lead changed - 0 times.

Official Basketball Box Score -- Game Totals -- Final Statistics

AR vs Abilene Christian

12/08/18 1 p.m. at Abilene, Texas (Moody Coliseum)

AR 80 • 7-3

##	Player		Total FG-FGA	3-Ptr FG-FGA	FT-FTA	Rebounds Off	Def	Tot	PF	TP	A	TO	Blk	Stl	Min
02	TOLEFREE, Alexis	*	8-16	5-12	0-1	1	0	1	2	21	3	1	1	5	29
03	MONK, Malica	*	6-10	3-5	3-4	0	0	0	3	18	4	3	0	3	26
10	WILLIAMS, Kiara	*	4-6	0-0	4-6	4	7	11	2	12	0	0	1	1	21
14	MASON, Jailyn	*	2-8	1-4	0-0	1	4	5	1	5	5	1	1	2	36
33	DUNGEE, Chelsea	*	0-9	0-4	2-4	0	1	1	1	2	0	1	0	1	25
00	GAULDEN, A'Tyanna		2-5	0-0	3-3	0	1	1	3	7	4	1	0	0	14
22	ZIMMERMAN, Bailey		1-5	1-4	0-0	3	2	5	3	3	0	0	1	1	30
24	THOMAS, Taylah		5-6	0-0	2-2	2	4	6	2	12	0	1	0	0	19
	Team					2	1	3							
	Totals		28-65	10-29	14-20	13	20	33	17	80	16	8	4	13	200

1st - FG %:	5-16	31.3%	2nd: 10-16	62.5%	3rd: 5-16	31.3%	4th: 8-17	47.1%	Game: 28-65	43.1%	Deadball
3FG %:	2-7	28.6%	4-8	50.0%	1-9	11.1%	3-5	60.0%	10-29	34.5%	Rebounds
FT %:	2-4	50.0%	4-4	100.0%	4-7	57.1%	4-5	80.0%	14-20	70.0%	2

Abilene Christian 68 • 7-2

##	Player		Total FG-FGA	3-Ptr FG-FGA	FT-FTA	Rebounds Off	Def	Tot	PF	TP	A	TO	Blk	Stl	Min
03	Golightly, Dominique	*	3-11	2-6	0-0	1	5	6	2	8	1	1	0	1	39
10	Wright, Breanna	*	4-11	2-5	8-8	2	4	6	2	18	5	7	0	2	40
11	Williamson, Sara	*	5-12	0-0	2-6	1	4	5	2	12	3	7	1	0	38
32	Mabry, Makayla	*	0-0	0-0	0-0	0	1	1	5	0	2	2	0	1	18
44	Ducat, Lexie	*	9-14	1-2	0-0	4	4	8	3	19	0	1	1	0	33
13	Taylor, Jazz		0-0	0-0	0-0	0	0	0	0	0	1	1	0	0	3
33	Adams, Alyssa		3-6	0-1	5-6	1	6	7	4	11	2	1	0	0	29
	Team					4	4	8							
	Totals		24-54	5-14	15-20	13	28	41	18	68	14	20	2	4	200

1st - FG %:	6-18	33.3%	2nd: 8-12	66.7%	3rd: 5-12	41.7%	4th: 5-12	41.7%	Game: 24-54	44.4%	Deadball
3FG %:	2-4	50.0%	1-3	33.3%	2-4	50.0%	0-3	0.0%	5-14	35.7%	Rebounds
FT %:	2-4	50.0%	6-6	100.0%	4-6	66.7%	3-4	75.0%	15-20	75.0%	2

Officials: Britton Sherry, Shandra Twine, Stacie Blow
Technical fouls: AR-None. Abilene Christian-None.
Attendance: 1288

Score by periods	1st	2nd	3rd	4th	Total
AR	14	28	15	23	**80**
Abilene Christian	16	23	16	13	**68**

Points	In Paint	Off T/O	2nd Chance	Fast Break	Bench
AR	32	17	10	17	22
ACU	36	11	10	4	11

Last FG - AR 4th-04:17, ACU 4th-02:06.
Largest lead - AR by 16 4th-03:47, ACU by 5 2nd-02:58.
AR led for 31:10. ACU led for 04:08. Game was tied for 04:37.

Score tied - 6 times.
Lead changed - 8 times.

Official Basketball Box Score -- Game Totals -- Final Statistics

Prairie View A&M vs AR

12/16/18 2 p.m. at Fayetteville, Ark. (Bud Walton Arena)

Prairie View A&M 44 • 3-5

##	Player		Total FG-FGA	3-Ptr FG-FGA	FT-FTA	Rebounds Off	Def	Tot	PF	TP	A	TO	Blk	Stl	Min
20	WILLIAMS,KE'ASIA	f	3-8	0-0	0-0	6	6	12	1	6	2	1	0	1	29
23	NEALEY,LA'NEIQUE	f	2-7	0-0	0-2	3	2	5	2	4	0	2	1	1	19
05	DOBBINS,SHALA	g	2-16	0-4	3-4	1	1	2	2	7	1	2	0	1	28
10	WILLIS,ERIN	g	2-4	0-0	1-1	2	0	2	2	5	1	1	0	0	26
12	NEWMAN,DOMINIQUE	g	1-6	1-4	0-0	2	4	6	3	3	1	1	0	0	18
02	PENNIMAN,JORDYN		0-3	0-2	0-0	0	2	2	0	0	0	0	0	0	8
03	SHEPHERD,SIERRA		0-2	0-1	0-0	0	2	2	1	0	1	2	0	0	13
04	TOLBERT,KEAYNNA		0-2	0-2	0-0	0	1	1	1	0	0	0	0	0	3
22	TIEUEL,CHELSEA		1-3	1-3	0-0	0	0	0	0	3	0	0	0	0	13
24	FORD,ARTAVIA		4-12	0-0	0-0	0	5	5	3	8	0	2	2	0	15
32	COBB,JHYRAH		1-5	0-0	0-0	2	3	5	3	2	0	2	3	0	14
33	BURRELL,PASSION		0-0	0-0	0-0	0	0	0	0	0	0	0	0	0	4
40	CAMPBELL,MARIAH		2-4	0-0	2-4	0	0	0	2	6	1	0	0	1	10
	Team					2	2	4							
	Totals		18-72	2-16	6-11	18	28	46	20	44	7	13	6	4	200

1st - FG %:	8-25	32.0%	2nd: 2-16	12.5%	3rd: 4-17	23.5%	4th: 4-14	28.6%	Game: 18-72	25.0%	Deadball
3FG %:	1-6	16.7%	0-2	0.0%	0-2	0.0%	1-6	16.7%	2-16	12.5%	Rebounds
FT %:	1-4	25.0%	0-0	0.0%	1-1	100.0%	4-6	66.7%	6-11	54.5%	3,1

AR 71 • 8-3

##	Player		Total FG-FGA	3-Ptr FG-FGA	FT-FTA	Rebounds Off	Def	Tot	PF	TP	A	TO	Blk	Stl	Min
10	WILLIAMS, Kiara	f	1-6	0-0	4-4	6	4	10	1	6	0	1	3	2	20
02	TOLEFREE, Alexis	g	3-10	1-6	0-0	1	3	4	0	7	2	1	1	1	19
03	MONK, Malica	g	3-9	0-2	2-2	0	6	6	2	8	1	1	1	1	22
14	MASON, Jailyn	g	3-6	0-2	0-0	1	0	1	0	6	0	1	0	1	22
33	DUNGEE, Chelsea	g	2-11	0-2	4-6	1	5	6	1	8	1	1	0	1	27
00	GAULDEN, A'Tyanna		2-6	0-0	2-2	1	3	4	2	6	3	1	0	0	18
01	NORTHCROSS-BAKER, Ra		2-6	1-5	0-1	1	1	2	2	5	0	1	0	1	12
13	SPANGLER, Grayce		0-1	0-1	0-2	1	0	1	0	0	0	0	0	0	5
20	STOUT, Sydney		1-1	1-1	0-0	1	0	1	0	3	0	0	0	0	3
22	ZIMMERMAN, Bailey		0-4	0-2	5-6	5	6	11	0	5	0	0	0	0	19
24	THOMAS, Taylah		5-9	0-0	1-2	3	4	7	2	11	0	0	1	0	15
30	WEAVER, Macy		2-2	0-0	0-1	2	1	3	1	4	1	0	1	0	5
52	DOUMBIA, Rokia		1-5	0-2	0-0	1	3	4	1	2	3	1	1	0	13
	Team					3	1	4							
	Totals		25-76	3-23	18-26	27	37	64	12	71	11	8	8	7	200

1st - FG %:	4-16	25.0%	2nd: 2-19	10.5%	3rd: 8-19	42.1%	4th: 11-22	50.0%	Game: 25-76	32.9%	Deadball
3FG %:	1-5	20.0%	0-7	0.0%	0-4	0.0%	2-7	28.6%	3-23	13.0%	Rebounds
FT %:	4-4	100.0%	9-12	75.0%	5-7	71.4%	0-3	0.0%	18-26	69.2%	3,1

Officials: Karen Preato, Mark Resch, Marcus Clayton
Technical fouls: Prairie View A&M-None. AR-None.
Attendance: 1892
Tickets Scanned: 1,041

Score by periods	1st	2nd	3rd	4th	Total
Prairie View A&M	18	4	9	13	**44**
AR	13	13	21	24	**71**

Points	In Paint	Off T/O	2nd Chance	Fast Break	Bench
PVAM	28	2	11	4	19
AR	36	14	24	17	36

Last FG - PVAM 4th-01:42, AR 4th-00:01.
Largest lead - PVAM by 7 1st-00:16, AR by 27 4th-05:10.
PVAM led for 13:08. AR led for 24:11. Game was tied for 02:41.

Score tied - 4 times.
Lead changed - 3 times.

Official Basketball Box Score -- Game Totals -- Final Statistics

Nebraska vs AR

12/18/18 7 p.m. at Fayetteville, Ark. (Bud Walton Arena)

Nebraska 80 • 5-6

##	Player		Total FG-FGA	3-Ptr FG-FGA	FT-FTA	Rebounds Off	Def	Tot	PF	TP	A	TO	Blk	Stl	Min
24	SIMON,MADDIE	f	1-3	1-1	1-2	0	6	6	1	4	1	4	0	0	16
31	CAIN,KATE	c	2-5	0-0	0-0	1	4	5	5	4	1	0	3	0	17
03	WHITISH,HANNAH	g	4-10	2-5	1-2	1	5	6	0	11	3	3	1	0	28
05	ELIELY,NICEA	g	2-3	0-1	0-1	1	2	3	1	4	0	0	0	0	23
33	KISSINGER,TAYLOR	g	4-7	2-4	2-2	1	4	5	3	12	3	1	0	1	29
04	HAIBY,SAM		6-13	1-2	3-5	1	3	4	3	16	2	2	0	3	24
13	VEERBEEK,ASHTYN		5-10	2-5	2-3	1	4	5	5	14	0	4	0	1	19
14	MITCHELL,GRACE		0-0	0-0	0-0	0	0	0	2	0	0	0	0	0	5
32	BROWN,LEIGHA		3-7	1-3	2-2	0	2	2	1	9	1	1	0	0	16
44	MERSHON,KAYLA		1-3	0-0	4-6	2	2	4	3	6	2	0	2	2	23
	Team					0	1	1							
	Totals		28-61	9-21	15-23	8	33	41	24	80	13	15	6	7	200

1st - FG %:	6-16	37.5%	2nd: 8-16	50.0%	3rd: 7-14	50.0%	4th: 7-15	46.7%	Game: 28-61	45.9%	Deadball
3FG %:	3-6	50.0%	4-7	57.1%	1-5	20.0%	1-3	33.3%	9-21	42.9%	Rebounds
FT %:	0-0	0.0%	1-2	50.0%	5-7	71.4%	9-14	64.3%	15-23	65.2%	2,1

AR 84 • 9-3

##	Player		Total FG-FGA	3-Ptr FG-FGA	FT-FTA	Rebounds Off	Def	Tot	PF	TP	A	TO	Blk	Stl	Min
10	WILLIAMS, Kiara	c	3-4	0-0	4-7	1	8	9	4	10	1	1	1	3	24
02	TOLEFREE, Alexis	g	3-11	3-11	4-4	0	6	6	3	13	2	1	1	0	25
03	MONK, Malica	g	7-13	2-5	0-0	1	0	1	4	16	4	1	0	1	31
14	MASON, Jailyn	g	4-8	2-4	1-2	0	0	0	3	11	4	2	0	0	33
33	DUNGEE, Chelsea	g	7-21	4-11	5-6	0	5	5	1	23	1	0	0	0	36
00	GAULDEN, A'Tyanna		0-0	0-0	0-0	0	0	0	0	0	3	3	0	0	9
01	NORTHCROSS-BAKER,		1-3	1-3	0-0	0	0	0	0	3	0	0	0	1	7
13	SPANGLER, Grayce		0-0	0-0	0-0	0	0	0	0	0	0	0	0	0	0+
20	STOUT, Sydney		0-0	0-0	0-0	0	0	0	0	0	0	0	0	0	0+
22	ZIMMERMAN, Bailey		1-4	1-3	0-0	1	6	7	2	3	0	2	1	1	19
24	THOMAS, Taylah		1-3	0-0	3-4	4	1	5	3	5	1	0	0	2	16
	Team					1	3	4							
	Totals		27-67	13-37	17-23	8	29	37	20	84	16	10	3	8	200

1st - FG %:	4-18	22.2%	2nd: 7-15	46.7%	3rd: 7-16	43.8%	4th: 9-18	50.0%	Game: 27-67	40.3%	Deadball
3FG %:	2-11	18.2%	2-8	25.0%	5-10	50.0%	4-8	50.0%	13-37	35.1%	Rebounds
FT %:	0-0	0.0%	5-8	62.5%	7-7	100.0%	5-8	62.5%	17-23	73.9%	4,2

Officials: Eric J Brewton, Julie Krommernhoek, Pualani Spurlock
Technical fouls: Nebraska-None. AR-None.
Attendance: 1335
Tickets Scanned: 709
Fouled out: Nebraska #31, Cain (7:19 4Q); #13, Veerbeek (0:05.7 4Q)

Score by periods	1st	2nd	3rd	4th	Total
Nebraska	15	21	20	24	**80**
AR	10	21	26	27	**84**

Points	In Paint	Off T/O	2nd Chance	Fast Break	Bench
NEB	36	10	10	5	45
AR	24	25	9	10	11

Last FG - NEB 4th-01:22, AR 4th-00:43.
Largest lead - NEB by 13 1st-03:30, AR by 9 4th-07:19.
NEB led for 22:29. AR led for 15:32. Game was tied for 01:59.

Score tied - 5 times.
Lead changed - 9 times.

2018-19 BOX SCORES

Official Basketball Box Score -- Game Totals -- Final Statistics

AR vs Tulsa

12/20/18 2:07 pm at Donald W. Reynolds Center (Tulsa, Okla.)

AR 61 • 10-3

##	Player		Total FG-FGA	3-Ptr FG-FGA	FT-FTA	Rebounds Off	Def	Tot	PF	TP	A	TO	Blk	Stl	Min
10	WILLIAMS, Kiara	c	3-5	0-0	0-1	3	7	10	3	6	0	3	0	1	23
02	TOLEFREE, Alexis	g	3-8	0-5	0-0	0	4	4	1	6	1	1	1	3	26
03	MONK, Malica	g	5-13	1-2	1-3	1	0	1	3	12	2	4	0	3	30
14	MASON, Jailyn	g	2-6	2-4	0-0	0	5	5	1	6	3	3	1	1	34
33	DUNGEE, Chelsea	g	7-24	2-11	7-10	1	8	9	3	23	0	4	0	3	37
00	GAULDEN, A'Tyanna		2-2	0-0	0-0	1	1	2	1	4	1	1	1	0	10
01	NORTHCROSS-BAKER,		0-1	0-1	0-0	0	0	0	0	0	0	0	0	0	5
22	ZIMMERMAN, Bailey		1-3	1-2	1-2	1	3	4	1	4	0	1	0	1	18
24	THOMAS, Taylah		0-1	0-0	0-0	0	1	1	1	0	0	1	1	0	17
	Team					2	3	5							
	Totals		23-63	6-25	9-16	9	32	41	14	61	7	18	4	12	200

1st - FG %:	7-16 43.8%	2nd: 3-16 18.8%	3rd: 4-14 28.6%	4th: 9-17 52.9%	Game: 23-63 36.5%	Deadball
3FG %:	2-5 40.0%	1-7 14.3%	1-6 16.7%	2-7 28.6%	6-25 24.0%	Rebounds
FT %:	2-2 100.0%	1-2 50.0%	4-8 50.0%	2-4 50.0%	9-16 56.3%	2

Tulsa 59 • 5-7

##	Player		Total FG-FGA	3-Ptr FG-FGA	FT-FTA	Rebounds Off	Def	Tot	PF	TP	A	TO	Blk	Stl	Min
32	LEWIS, Desiree	f	3-6	0-0	1-2	3	5	8	5	7	3	3	0	1	29
33	POLK, Crystal	f	7-16	0-1	6-6	2	6	8	3	20	0	4	1	1	29
11	BITTLE, Maddie	g	1-8	1-6	0-0	2	2	4	1	3	0	2	0	2	33
21	LESCAY, Rebecca	g	3-9	0-0	1-2	1	3	4	1	7	0	5	0	2	28
22	BRADY, Morgan	g	6-13	4-5	0-0	1	8	9	0	16	2	2	0	0	36
10	GAULDEN, Alexis		3-12	0-5	0-3	0	5	5	4	6	5	6	0	1	23
23	MOUTRY, Kayla		0-1	0-0	0-0	1	2	3	2	0	1	0	0	0	11
25	SCALES, Tyjae'		0-1	0-0	0-0	2	3	5	1	0	1	0	0	1	11
	Team					2	2	4				1			
	Totals		23-66	5-17	8-13	14	36	50	17	59	12	23	1	8	200

1st - FG %:	8-19 42.1%	2nd: 4-18 22.2%	3rd: 5-15 33.3%	4th: 6-14 42.9%	Game: 23-66 34.8%	Deadball
3FG %:	1-4 25.0%	2-7 28.6%	1-3 33.3%	1-3 33.3%	5-17 29.4%	Rebounds
FT %:	0-2 0.0%	0-0 0.0%	5-5 100.0%	3-6 50.0%	8-13 61.5%	2

Officials: Joseph Vaszily, Jeffrey Smith, Katie Lukanich
Technical fouls: AR-None. Tulsa-None.
Attendance: 1222

Score by periods	1st	2nd	3rd	4th	Total
AR	18	8	13	22	**61**
Tulsa	17	10	16	16	**59**

Points	In Paint	Off T/O	2nd Chance	Fast Break	Bench
AR	26	16	8	8	8
TLS	24	23	8	2	6

Last FG - AR 4th-00:08, TLS 4th-01:26.
Largest lead - AR by 6 4th-07:20, TLS by 6 3rd-05:52.
AR led for 16:00. TLS led for 15:16. Game was tied for 08:44.

Score tied - 9 times.
Lead changed - 13 times.

Official Basketball Box Score -- Game Totals -- Final Statistics

Jackson State vs AR

12/30/18 2 p.m. at Fayetteville, Ark. (Bud Walton Arena)

Jackson State 57 • 4-7

##	Player		Total FG-FGA	3-Ptr FG-FGA	FT-FTA	Rebounds Off	Def	Tot	PF	TP	A	TO	Blk	Stl	Min
02	WOMACK, Antionette	f	1-4	0-0	0-2	4	2	6	4	2	0	2	1	0	24
23	HAMER, Marneisha	f	10-15	1-1	0-0	3	5	8	3	21	0	7	1	1	26
01	LUCKY, Kaisah	g	4-12	0-1	1-4	0	7	7	3	9	4	9	1	2	34
03	MITCHELL, D'Asia	g	4-16	4-13	0-0	0	4	4	2	12	0	2	0	1	27
22	REDMON, Jasmine	g	0-2	0-1	0-0	1	1	2	0	0	2	0	0	0	10
04	ELLIS, Christina		4-7	1-3	2-2	1	2	3	1	11	2	1	0	1	23
11	WILLIAMS, Sumer		0-1	0-0	0-0	0	3	3	1	0	2	3	0	2	20
20	TALLIE, J'niya		0-1	0-1	0-0	0	1	1	1	0	1	1	0	0	6
32	KING, Bianca		0-1	0-0	0-0	3	2	5	0	0	1	0	0	0	9
35	CAUSEY, Chelsea		1-4	0-0	0-0	1	4	5	0	2	0	2	0	0	10
42	AUGUSTINE, Shelby		0-2	0-0	0-0	1	1	2	1	0	0	1	0	1	11
	Team					1	2	3	1						
	Totals		24-65	6-20	3-8	15	34	49	17	57	12	28	3	8	200

1st - FG %:	7-19 36.8%	2nd: 6-14 42.9%	3rd: 4-12 33.3%	4th: 7-20 35.0%	Game: 24-65 36.9%	Deadball
3FG %:	0-4 0.0%	1-2 50.0%	1-5 20.0%	4-9 44.4%	6-20 30.0%	Rebounds
FT %:	1-2 50.0%	0-0 0.0%	0-4 0.0%	2-2 100.0%	3-8 37.5%	2,2

AR 76 • 11-3

##	Player		Total FG-FGA	3-Ptr FG-FGA	FT-FTA	Rebounds Off	Def	Tot	PF	TP	A	TO	Blk	Stl	Min
10	WILLIAMS, Kiara	c	1-5	0-0	0-0	5	3	8	1	2	0	1	3	3	16
02	TOLEFREE, Alexis	g	6-12	5-10	0-0	0	1	1	0	17	1	1	0	3	23
03	MONK, Malica	g	3-10	2-5	3-4	0	2	2	1	11	2	2	0	1	28
14	MASON, Jailyn	g	4-8	1-4	0-0	1	5	6	3	9	2	3	0	1	18
33	DUNGEE, Chelsea	g	4-18	0-8	5-6	0	5	5	1	13	2	2	0	7	31
00	GAULDEN, A'Tyanna		1-3	0-0	0-0	0	0	0	1	2	4	2	0	0	11
01	NORTHCROSS-BAKER,		0-4	0-4	0-0	0	1	1	1	0	3	0	0	1	16
13	SPANGLER, Grayce		2-2	2-2	0-2	0	0	0	0	6	0	0	0	0	3
20	STOUT, Sydney		0-0	0-0	0-0	0	0	0	0	0	0	0	0	0	3
22	ZIMMERMAN, Bailey		2-5	2-3	0-0	2	2	4	0	6	0	0	1	0	16
24	THOMAS, Taylah		2-3	0-0	0-0	2	4	6	0	4	0	0	0	1	20
30	WEAVER, Macy		0-0	0-0	1-2	0	2	2	0	1	0	0	2	0	4
52	DOUMBIA, Rokia		2-4	0-1	1-1	1	0	1	3	5	1	3	0	0	11
	Team					1	3	4				1			
	Totals		27-74	12-37	10-15	12	28	40	11	76	15	15	6	17	200

1st - FG %:	6-18 33.3%	2nd: 4-20 20.0%	3rd: 10-22 45.5%	4th: 7-14 50.0%	Game: 27-74 36.5%	Deadball
3FG %:	0-8 0.0%	2-13 15.4%	6-9 66.7%	4-7 57.1%	12-37 32.4%	Rebounds
FT %:	4-4 100.0%	2-3 66.7%	0-0 0.0%	4-8 50.0%	10-15 66.7%	4,1

Officials: Brian Hall, Missy Brooks, Kylie Galloway
Technical fouls: Jackson State-TEAM. AR-None.
Attendance: 2270
Tickets Scanned: 1,326

Score by periods	1st	2nd	3rd	4th	Total
Jackson State	15	13	9	20	**57**
AR	16	12	26	22	**76**

Points	In Paint	Off T/O	2nd Chance	Fast Break	Bench
JSU	28	13	6	6	13
AR	24	23	7	10	24

Last FG - JSU 4th-00:03, AR 4th-00:43.
Largest lead - JSU by 5 2nd-03:00, AR by 23 4th-02:16.
JSU led for 11:04. AR led for 22:29. Game was tied for 06:27.

Score tied - 7 times.
Lead changed - 11 times.

Official Basketball Box Score -- Game Totals -- Final Statistics

#7/6 Miss State vs Arkansas

01/03/19 6 p.m. at Fayetteville, Ark. (Bud Walton Arena)

#7/6 Miss State 93 • 13-1, 1-0 SEC

##	Player		Total FG-FGA	3-Ptr FG-FGA	FT-FTA	Rebounds Off	Def	Tot	PF	TP	A	TO	Blk	Stl	Min
05	HOWARD,ANRIEL	f	4-8	0-0	0-0	3	3	6	4	8	2	2	0	1	21
55	BIBBY,CHLOE	f	4-8	1-3	2-2	3	1	4	1	11	2	3	0	0	29
15	MCCOWAN,TEAIRA	c	7-11	0-0	2-2	8	14	22	3	16	1	3	3	0	25
10	HOLMES,JAZZMUN	g	4-6	0-0	6-8	0	4	4	0	14	5	1	0	3	30
24	DANBERRY,JORDAN	g	11-21	0-0	4-8	5	4	9	2	26	4	3	1	2	32
01	TAYLOR,MYAH		0-2	0-2	2-2	0	0	0	2	2	1	0	0	0	10
02	ESPINOZA-HUNTE,AND		2-7	1-3	0-0	0	0	0	0	5	0	0	0	0	12
04	CARTER,JESSIKA		1-2	0-0	0-0	0	2	2	1	2	0	0	0	0	13
11	WIGGINS,XARIA		1-4	0-0	0-0	0	1	1	0	2	1	0	1	0	8
20	TATE,NYAH		0-0	0-0	0-0	0	1	1	0	0	0	0	0	0	2
23	SCOTT,BRE'AMBER		3-6	1-1	0-0	0	2	2	2	7	0	1	1	0	14
25	CAMPBELL,ZION		0-0	0-0	0-0	0	0	0	0	0	0	0	0	0	4
	Team					3	3	6							
	Totals		37-75	3-9	16-22	22	35	57	15	93	16	13	6	6	200

1st - FG %:	13-17 76.5%	2nd: 9-20 45.0%	3rd: 9-19 47.4%	4th: 6-19 31.6%	Game: 37-75 49.3%	Deadball
3FG %:	0-0 0.0%	2-4 50.0%	0-0 0.0%	1-5 20.0%	3-9 33.3%	Rebounds
FT %:	2-2 100.0%	2-4 50.0%	5-6 83.3%	7-10 70.0%	16-22 72.7%	4

Arkansas 69 • 11-4, 0-1 SEC

##	Player		Total FG-FGA	3-Ptr FG-FGA	FT-FTA	Rebounds Off	Def	Tot	PF	TP	A	TO	Blk	Stl	Min
10	WILLIAMS, KIARA	c	1-1	0-0	2-2	1	0	1	0	4	0	1	2	0	20
02	TOLEFREE, ALEXIS	g	4-13	2-8	1-2	0	1	1	2	11	0	2	0	3	36
03	MONK, MALICA	g	2-10	0-2	2-2	1	0	1	2	6	4	0	0	1	23
14	MASON, JAILYN	g	1-5	0-1	0-0	0	1	1	1	2	1	2	0	2	20
33	DUNGEE, CHELSEA	g	10-23	1-4	4-5	1	1	2	3	25	1	4	4	1	37
00	GAULDEN, A'TYANNA		3-9	0-0	0-0	0	0	0	0	6	4	0	0	1	16
01	NORTHCROSS-BAKER,		0-2	0-1	0-0	1	1	2	0	0	0	0	0	0	10
22	ZIMMERMAN, BAILEY		0-2	0-1	0-0	0	3	3	0	0	0	0	0	0	12
24	THOMAS, TAYLAH		6-7	0-0	3-4	4	5	9	3	15	0	0	2	0	20
52	DOUMBIA, ROKIA		0-0	0-0	0-0	1	0	1	1	0	0	1	0	0	6
	Team					4	6	10	1						
	Totals		27-72	3-17	12-15	13	18	31	13	69	10	10	8	8	200

1st - FG %:	7-19 36.8%	2nd: 4-17 23.5%	3rd: 3-15 20.0%	4th: 13-21 61.9%	Game: 27-72 37.5%	Deadball
3FG %:	2-3 66.7%	0-2 0.0%	1-8 12.5%	0-4 0.0%	3-17 17.6%	Rebounds
FT %:	1-1 100.0%	8-10 80.0%	1-2 50.0%	2-2 100.0%	12-15 80.0%	0

Officials: Bryan Enterline, Maj Forsberg, Kevin Pethtel
Technical fouls: #7/6 Miss State-None. Arkansas-TEAM.
Attendance: 2263
Tickets Scanned: 1535

Score by periods	1st	2nd	3rd	4th	Total
#7/6 Miss State	28	22	23	20	**93**
Arkansas	17	16	8	28	**69**

Points	In Paint	Off T/O	2nd Chance	Fast Break	Bench
MS	62	14	22	15	18
AR	40	14	6	15	21

Last FG - MS 4th-01:42, AR 4th-01:00.
Largest lead - MS by 34 4th-09:01, AR by 1 1st-08:45.
MS led for 39:14. AR led for 00:22. Game was tied for 00:24.

Score tied - 0 times.
Lead changed - 2 times.

Official Basketball Box Score -- Game Totals -- Final Statistics

AR vs Ole Miss

01-06-19 2 PM at Oxford, Miss. (The Pavilion at Ole Miss)

AR 85 • 12-4, 1-1 SEC

##	Player		Total FG-FGA	3-Ptr FG-FGA	FT-FTA	Rebounds Off	Def	Tot	PF	TP	A	TO	Blk	Stl	Min
10	WILLIAMS, Kiara	f	6-9	0-0	1-1	4	6	10	2	13	1	0	0	5	25
02	TOLEFREE, Alexis	g	2-10	0-6	0-0	0	5	5	2	4	1	1	0	0	20
03	MONK, Malica	g	7-13	2-5	0-0	0	0	0	2	16	5	1	0	0	26
14	MASON, Jailyn	g	6-11	4-6	0-0	1	5	6	1	16	3	3	0	1	29
33	DUNGEE, Chelsea	g	5-12	3-7	4-4	0	3	3	3	17	2	1	0	0	29
00	GAULDEN, A'Tyanna		2-4	0-0	0-0	0	1	1	1	4	4	1	0	0	13
01	NORTHCROSS-BAKER,		2-3	2-3	0-0	0	0	0	1	6	1	1	0	1	14
13	SPANGLER, Grayce		0-0	0-0	0-0	0	0	0	0	0	0	0	0	0	1
20	STOUT, Sydney		0-0	0-0	0-0	0	0	0	0	0	0	0	0	0	1
22	ZIMMERMAN, Bailey		1-4	0-2	4-4	1	1	2	1	6	0	0	0	3	22
24	THOMAS, Taylah		0-0	0-0	0-0	0	3	3	1	0	0	1	1	0	11
30	WEAVER, Macy		0-0	0-0	0-0	0	0	0	0	0	0	0	0	0	1
52	DOUMBIA, Rokia		1-1	1-1	0-2	1	1	2	0	3	1	2	0	0	8
	Team					3	4	7							
	Totals		32-67	12-30	9-11	10	29	39	14	85	18	11	1	10	200

1st - FG %:	7-22 31.8%	2nd: 10-17 58.8%	3rd: 7-15 46.7%	4th: 8-13 61.5%	Game: 32-67 47.8%	Deadball
3FG %:	3-8 37.5%	4-6 66.7%	2-9 22.2%	3-7 42.9%	12-30 40.0%	Rebounds
FT %:	0-0 0.0%	1-1 100.0%	2-2 100.0%	6-8 75.0%	9-11 81.8%	1,2

Ole Miss 55 • 6-10, 0-2 SEC

##	Player		Total FG-FGA	3-Ptr FG-FGA	FT-FTA	Rebounds Off	Def	Tot	PF	TP	A	TO	Blk	Stl	Min
00	Crawford, Gabby	f	2-5	0-1	0-0	5	2	7	4	4	0	1	0	1	23
20	Matthews, Mahogany	f	2-4	0-0	0-0	1	2	3	1	4	0	2	3	1	17
02	Reid, Mimi	g	1-4	0-1	1-3	1	5	6	0	3	2	2	0	0	26
05	Allen, Crystal	g	4-15	2-9	3-4	0	2	2	4	13	1	3	0	1	35
21	Smith, Taylor	g	2-3	0-0	2-2	1	0	1	5	6	0	3	0	2	17
03	Dunlap, Jhileiya		0-1	0-0	0-0	0	0	0	2	0	0	1	1	0	8
10	Muhate, Cecilia		1-6	0-0	0-0	0	4	4	0	2	0	0	0	0	16
23	Sessom, Shandricka		3-14	0-3	0-0	0	5	5	0	6	2	2	0	1	28
24	Dozier, Shannon		1-3	0-0	4-4	1	1	2	3	6	0	0	0	2	21
32	Kitchens, Iyanla		0-0	0-0	0-0	1	0	1	0	0	0	0	0	0	1
33	Salter, La'Karis		5-9	1-1	0-0	2	1	3	1	11	1	0	0	0	8
	Team					1	4	5				1			
	Totals		21-64	3-15	10-13	13	26	39	20	55	6	15	4	8	200

1st - FG %:	6-17 35.3%	2nd: 5-16 31.3%	3rd: 2-14 14.3%	4th: 8-17 47.1%	Game: 21-64 32.8%	Deadball
3FG %:	0-2 0.0%	0-1 0.0%	0-4 0.0%	3-8 37.5%	3-15 20.0%	Rebounds
FT %:	1-3 33.3%	2-2 100.0%	7-8 87.5%	0-0 0.0%	10-13 76.9%	2

Officials: Cameron Inouye, Eric Koch, Troy Winders
Technical fouls: AR-None. Ole Miss-None.
Attendance: 1642

Score by periods	1st	2nd	3rd	4th	Total
AR	17	25	18	25	**85**
Ole Miss	13	12	11	19	**55**

Points	In Paint	Off T/O	2nd Chance	Fast Break	Bench
AR	32	16	12	10	19
OM	28	13	9	4	25

Last FG - AR 4th-02:51, OM 4th-00:03.
Largest lead - AR by 33 4th-02:51, OM None.
AR led for 35:52. OM led for 00:00. Game was tied for 03:06.

Score tied - 2 times.
Lead changed - 0 times.

2018-19 BOX SCORES

Official Basketball Box Score -- Game Totals -- Final Statistics

AR vs Mizzou

1-10-19 7 p.m. CT at Columbia, Mo. (Mizzou Arena)

AR 53 • 12-5, 1-2

##	Player		Total FG-FGA	3-Ptr FG-FGA	FT-FTA	Rebounds Off	Def	Tot	PF	TP	A	TO	Blk	Stl	Min
02	TOLEFREE, Alexis	*	2-9	2-7	0-0	1	2	3	0	6	0	1	0	0	25
03	MONK, Malica	*	2-12	1-3	0-0	0	1	1	2	5	4	2	1	2	29
10	WILLIAMS, Kiara	*	2-2	0-0	1-2	4	1	5	2	5	1	2	0	0	22
14	MASON, Jailyn	*	3-6	1-4	0-0	0	1	1	1	7	0	0	1	0	25
33	DUNGEE, Chelsea	*	4-17	3-9	4-4	0	6	6	3	15	1	2	0	2	34
00	GAULDEN, A'Tyanna		1-7	0-2	0-0	0	1	1	1	2	2	0	0	0	12
01	NORTHCROSS-BAKER, Ra		2-4	1-3	0-0	0	0	0	3	5	0	0	0	0	12
13	SPANGLER, Grayce		0-0	0-0	0-0	0	0	0	0	0	0	0	0	0	1
20	STOUT, Sydney		0-0	0-0	0-0	0	0	0	0	0	0	0	0	0	1
22	ZIMMERMAN, Bailey		2-5	1-3	0-0	1	1	2	2	5	1	0	0	0	18
24	THOMAS, Taylah		0-0	0-0	0-0	2	4	6	3	0	0	1	0	1	17
30	WEAVER, Macy		1-1	0-0	1-1	1	0	1	0	3	0	1	0	0	1
52	DOUMBIA, Rokia		0-1	0-0	0-0	0	0	0	1	0	0	0	0	0	3
	Team					0	2	2							
	Totals		19-64	9-31	6-7	9	19	28	18	53	9	9	2	5	200

1st - FG %:	4-17	23.5%	2nd: 2-15	13.3%	3rd: 5-16	31.3%	4th: 8-16	50.0%	Game: 19-64	29.7%	Deadball
3FG %:	1-5	20.0%	1-7	14.3%	3-11	27.3%	4-8	50.0%	9-31	29.0%	Rebounds
FT %:	0-0	0.0%	0-0	0.0%	3-4	75.0%	3-3	100.0%	6-7	85.7%	1

Mizzou 71 • 14-3, 3-0

##	Player		Total FG-FGA	3-Ptr FG-FGA	FT-FTA	Rebounds Off	Def	Tot	PF	TP	A	TO	Blk	Stl	Min
03	Cunningham, Sophie	*	5-10	1-1	0-0	0	7	7	2	11	2	3	0	1	29
05	Aldridge, Lauren	*	1-1	1-1	0-0	0	3	3	2	3	0	3	0	0	26
13	Schuchts, Hannah	*	2-3	0-1	0-0	0	2	2	0	4	0	0	0	0	12
22	Roundtree, Jordan	*	2-9	0-3	4-4	1	1	2	1	8	2	0	0	0	23
23	Smith, Amber	*	5-8	0-1	5-6	3	9	12	2	15	3	2	0	0	28
01	Winfrey, Kelsey		0-0	0-0	0-0	0	0	0	0	0	0	0	0	1	1
02	Levy, Akira		2-4	0-1	0-0	0	3	3	1	4	2	3	0	1	12
10	Green, Nadia		0-0	0-0	0-0	0	0	0	0	0	0	0	0	0	1
11	Troup, Haley		0-1	0-1	0-0	0	0	0	0	0	1	1	0	0	13
12	Brown, Elle		0-0	0-0	0-0	0	0	0	1	0	0	1	0	0	2
21	Porter, Cierra		3-6	0-0	3-3	2	5	7	0	9	0	1	0	0	13
24	Chavis, Jordan		0-1	0-1	0-0	0	1	1	1	0	0	0	0	0	9
34	Tahane, Emmanuelle		5-8	0-0	3-4	2	3	5	2	13	2	0	0	1	23
43	Berg, Grace		2-3	0-0	0-0	0	1	1	2	4	1	1	0	0	8
	Team					1	1	2				2			
	Totals		27-54	2-10	15-17	9	36	45	14	71	13	17	0	4	200

1st - FG %:	6-15	40.0%	2nd: 8-14	57.1%	3rd: 5-12	41.7%	4th: 8-13	61.5%	Game: 27-54	50.0%	Deadball
3FG %:	0-2	0.0%	0-2	0.0%	1-4	25.0%	1-2	50.0%	2-10	20.0%	Rebounds
FT %:	3-3	100.0%	3-4	75.0%	4-4	100.0%	5-6	83.3%	15-17	88.2%	1

Officials: Dee Kanter, Dawn Marsh, Douglas Knight
Technical fouls: AR-None. Mizzou-None.
Attendance: 4216

Score by periods	1st	2nd	3rd	4th	Total
AR	9	5	16	23	**53**
Mizzou	15	19	15	22	**71**

Points	In Paint	Off T/O	2nd Chance	Fast Break	Bench
AR	14	8	7	4	15
MISSOU	48	6	10	4	30

Last FG - AR 4th-00:38, MISSOURI 4th-00:21.
Largest lead - AR None, MISSOURI by 21 4th-02:24.
AR led for 00:00. MISSOURI led for 37:58. Game was tied for 02:02.

Score tied - 0 times.
Lead changed - 0 times.

Official Basketball Box Score -- Game Totals -- Final Statistics

Vanderbilt vs AR

01/13/19 2 p.m. at Fayetteville, Ark. (Bud Walton Arena)

Vanderbilt 62 • 5-12, 0-4 SEC

##	Player		Total FG-FGA	3-Ptr FG-FGA	FT-FTA	Rebounds Off	Def	Tot	PF	TP	A	TO	Blk	Stl	Min
24	NEWBY, Autumn	f	2-7	0-0	2-2	2	8	10	4	6	1	2	0	0	26
34	FASOULA, Mariella	f	5-13	0-0	6-9	1	11	12	2	16	0	6	2	1	36
10	WALKER, Cierra	g	2-6	1-2	5-6	0	4	4	0	10	1	1	0	2	40
30	CARTER, LEALEA	g	6-12	0-0	8-9	0	1	1	0	20	1	4	1	1	31
35	CLEMONS-GREEN, Kalei	g	2-6	0-4	4-6	0	2	2	4	8	4	1	1	0	30
01	GORDON, Sarah		0-0	0-0	0-0	0	0	0	0	0	0	0	0	0	1
03	CAMBRIDGE, Jordyn		1-2	0-1	0-0	1	1	2	0	2	0	5	0	0	8
22	HORROCKS, Bree		0-1	0-0	0-0	0	3	3	2	0	1	4	1	0	28
	Team					1	0	1							
	Totals		18-47	1-7	25-32	5	30	35	12	62	8	23	5	4	200

1st - FG %:	3-9	33.3%	2nd: 2-14	14.3%	3rd: 7-11	63.6%	4th: 6-13	46.2%	Game: 18-47	38.3%	Deadball
3FG %:	0-2	0.0%	0-2	0.0%	1-1	100.0%	0-2	0.0%	1-7	14.3%	Rebounds
FT %:	3-5	60.0%	7-8	87.5%	6-8	75.0%	9-11	81.8%	25-32	78.1%	3,1

AR 83 • 13-5, 2-2 SEC

##	Player		Total FG-FGA	3-Ptr FG-FGA	FT-FTA	Rebounds Off	Def	Tot	PF	TP	A	TO	Blk	Stl	Min
10	WILLIAMS, Kiara	c	5-7	0-0	1-2	2	1	3	3	11	0	0	0	0	14
02	TOLEFREE, Alexis	g	3-6	3-5	0-0	0	2	2	4	9	1	0	0	1	14
03	MONK, Malica	g	6-11	0-3	3-4	0	2	2	2	15	9	0	0	0	30
14	MASON, Jailyn	g	2-6	1-2	0-0	1	3	4	1	5	2	1	1	0	24
33	DUNGEE, Chelsea	g	3-11	2-7	2-4	0	3	3	2	10	1	1	1	1	24
00	GAULDEN, A'Tyanna		1-5	0-0	2-2	1	0	1	1	4	2	0	0	1	9
01	NORTHCROSS-BAKER,		6-13	4-11	0-0	0	0	0	1	16	1	3	0	3	23
13	SPANGLER, Grayce		2-2	2-2	0-0	0	0	0	2	6	0	2	1	1	3
20	STOUT, Sydney		0-0	0-0	0-0	0	0	0	0	0	0	0	0	0	3
22	ZIMMERMAN, Bailey		1-6	1-3	0-0	4	3	7	2	3	1	0	0	0	16
24	THOMAS, Taylah		1-3	0-0	2-2	1	5	6	5	4	0	1	0	1	21
30	WEAVER, Macy		0-1	0-0	0-0	1	3	4	0	0	0	1	0	0	5
52	DOUMBIA, Rokia		0-4	0-2	0-0	3	4	7	5	0	0	2	0	0	14
	Team					3	2	5				1			
	Totals		30-75	13-35	10-14	16	28	44	28	83	17	12	3	8	200

1st - FG %:	7-19	36.8%	2nd: 8-19	42.1%	3rd: 10-21	47.6%	4th: 5-16	31.3%	Game: 30-75	40.0%	Deadball
3FG %:	2-7	28.6%	5-10	50.0%	3-7	42.9%	3-11	27.3%	13-35	37.1%	Rebounds
FT %:	5-6	83.3%	5-8	62.5%	0-0	0.0%	0-0	0.0%	10-14	71.4%	2

Officials: Scott Yarbrough, Brian Garland, Tiara Cruse
Technical fouls: Vanderbilt-None. AR-None.
Attendance: 1553
Tickets Scanned: 1,192
Fouled out: Arkansas #52,Doumbia (3:14 4Q); #24,Thomas (1:33 4Q)

Score by periods	1st	2nd	3rd	4th	Total
Vanderbilt	9	11	21	21	**62**
AR	21	26	23	13	**83**

Points	In Paint	Off T/O	2nd Chance	Fast Break	Bench
VANDY	30	8	2	2	2
AR	30	27	15	10	33

Last FG - VANDY 4th-01:10, AR 4th-01:22.
Largest lead - VANDY by 2 1st-09:44, AR by 32 3rd-02:55.
VANDY led for 00:20. AR led for 38:56. Game was tied for 00:44.

Score tied - 1 time.
Lead changed - 1 time.

Official Basketball Box Score -- Game Totals -- Final Statistics

AR vs Tennessee

01/21/19 7:02 p.m. at Knoxville, Tenn. (Thompson-Boling Arena)

AR 80 • 14-5, 3-2 SEC

##	Player		Total FG-FGA	3-Ptr FG-FGA	FT-FTA	Rebounds Off	Def	Tot	PF	TP	A	TO	Blk	Stl	Min
10	WILLIAMS, Kiara	f	1-2	0-0	0-2	1	1	2	1	2	1	0	1	0	24
02	TOLEFREE, Alexis	g	5-17	4-12	2-2	1	2	3	2	16	1	1	0	1	19
03	MONK, Malica	g	9-25	3-7	2-2	1	2	3	2	23	3	1	0	2	36
14	MASON, Jailyn	g	3-8	1-3	0-0	1	5	6	3	7	5	4	0	2	39
33	DUNGEE, Chelsea	g	5-11	2-4	7-7	1	4	5	4	19	2	0	0	1	33
01	NORTHCROSS-BAKER,		1-2	1-2	0-0	0	0	0	0	3	0	0	0	0	6
22	ZIMMERMAN, Bailey		1-4	1-3	3-4	3	2	5	2	6	0	2	1	4	25
24	THOMAS, Taylah		2-4	0-0	0-0	3	4	7	1	4	0	0	0	0	16
52	DOUMBIA, Rokia		0-2	0-1	0-0	0	0	0	0	0	0	0	0	0	2
	Team					5	3	8							
	Totals		27-75	12-32	14-17	16	23	39	15	80	12	8	2	10	200

1st - FG %:	4-16	25.0%	2nd: 9-20	45.0%	3rd: 8-22	36.4%	4th: 6-17	35.3%	Game: 27-75	36.0%	Deadball
3FG %:	3-5	60.0%	2-7	28.6%	5-12	41.7%	2-8	25.0%	12-32	37.5%	Rebounds
FT %:	9-12	75.0%	0-0	0.0%	2-2	100.0%	3-3	100.0%	14-17	82.4%	3

Tennessee 79 • 12-6, 1-5 SEC

##	Player		Total FG-FGA	3-Ptr FG-FGA	FT-FTA	Rebounds Off	Def	Tot	PF	TP	A	TO	Blk	Stl	Min
15	Green,Cheridene	f	6-9	0-0	3-3	5	7	12	3	15	1	3	2	0	28
11	Kushkituah,Kasiyahna	c	1-2	0-0	0-1	1	3	4	0	2	0	2	1	1	12
02	Westbrook,Evina	g	10-17	2-7	2-2	0	4	4	2	24	5	2	0	3	35
10	Jackson,Meme	g	0-4	0-2	5-6	0	1	1	2	5	0	3	0	1	21
14	Green,Zaay	g	8-14	1-3	0-0	4	2	6	3	17	3	0	0	0	27
00	Davis,Rennia		3-12	1-6	2-2	1	3	4	3	9	1	4	0	1	30
04	Collins,Mimi		0-1	0-0	2-2	2	1	3	1	2	0	0	0	0	4
05	Harris,Kamera		0-0	0-0	0-0	0	0	0	0	0	0	0	0	0	3
12	Burrell,Rae		1-3	1-1	0-0	0	5	5	3	3	1	2	0	0	22
13	Massengill,Jazmine		1-6	0-1	0-2	1	4	5	0	2	0	0	1	0	18
	Team					1	2	3							
	Totals		30-68	5-20	14-18	15	32	47	17	79	11	16	4	6	200

1st - FG %:	5-20	25.0%	2nd: 7-17	41.2%	3rd: 11-16	68.8%	4th: 7-15	46.7%	Game: 30-68	44.1%	Deadball
3FG %:	1-9	11.1%	0-1	0.0%	3-5	60.0%	1-5	20.0%	5-20	25.0%	Rebounds
FT %:	4-5	80.0%	2-3	66.7%	3-5	60.0%	5-5	100.0%	14-18	77.8%	4

Officials: Jesse Dickerson, Brian Hall, Amy Bonner
Technical fouls: AR-None. Tennessee-None.
Attendance: 7259

Score by periods	1st	2nd	3rd	4th	Total
AR	20	20	23	17	**80**
Tennessee	15	16	28	20	**79**

Points	In Paint	Off T/O	2nd Chance	Fast Break	Bench
AR	28	20	14	9	13
UT	44	7	15	6	16

Last FG - AR 4th-00:04, UT 4th-01:00.
Largest lead - AR by 13 2nd-02:28, UT by 7 1st-05:24.
AR led for 25:35. UT led for 12:26. Game was tied for 01:59.

Score tied - 4 times.
Lead changed - 7 times.

Official Basketball Box Score -- Game Totals -- Final Statistics

Alabama vs AR

01/24/19 7 p.m. at Fayettville, Ark. (Bud Walton Arena)

Alabama 61 • 10-10, 2-5 SEC

##	Player		Total FG-FGA	3-Ptr FG-FGA	FT-FTA	Rebounds Off	Def	Tot	PF	TP	A	TO	Blk	Stl	Min
22	Copeland, Ariyah	f	4-7	0-0	3-4	3	7	10	4	11	1	3	4	0	30
40	Walker, Jasmine	f	7-16	4-9	0-0	1	11	12	0	18	0	4	0	0	37
01	Abrams, Megan	g	0-5	0-3	0-0	0	2	2	0	0	1	0	0	0	19
04	Johnson, Cierra	g	5-14	2-6	2-5	0	3	3	3	14	6	4	0	0	32
23	Wade, Shaquera	g	0-3	0-1	0-0	1	1	2	3	0	3	1	0	1	16
05	Barber, Hannah		2-7	1-4	0-0	0	1	1	1	5	4	2	0	0	26
12	Cruce, Allie Craig		0-0	0-0	0-0	0	2	2	0	0	0	0	0	0	3
24	Benjamin, De'Sha		4-8	3-6	2-2	1	3	4	0	13	1	2	0	0	27
25	Knight, Ashley		0-1	0-0	0-0	0	1	1	3	0	0	0	0	0	10
	Team					3	0	3							
	Totals		22-61	10-29	7-11	9	31	40	14	61	16	16	4	1	200

1st - FG %:	5-16	31.3%	2nd: 6-17	35.3%	3rd: 6-12	50.0%	4th: 5-16	31.3%	Game: 22-61	36.1%	Deadball
3FG %:	2-8	25.0%	4-10	40.0%	1-3	33.3%	3-8	37.5%	10-29	34.5%	Rebounds
FT %:	1-3	33.3%	0-0	0.0%	4-6	66.7%	2-2	100.0%	7-11	63.6%	3

AR 72 • 15-5, 4-2 SEC

##	Player		Total FG-FGA	3-Ptr FG-FGA	FT-FTA	Rebounds Off	Def	Tot	PF	TP	A	TO	Blk	Stl	Min
10	WILLIAMS, Kiara	c	1-3	0-0	2-2	1	4	5	3	4	1	0	1	0	18
02	TOLEFREE, Alexis	g	4-8	4-7	1-2	0	1	1	1	13	0	0	0	2	26
03	MONK, Malica	g	5-14	1-3	5-6	0	3	3	0	16	4	2	1	2	39
14	MASON, Jailyn	g	3-7	1-4	0-0	0	9	9	1	7	4	2	0	2	29
33	DUNGEE, Chelsea	g	4-15	0-4	1-2	0	2	2	2	9	2	2	0	1	33
01	NORTHCROSS-BAKER,		1-3	1-3	0-0	0	1	1	1	3	0	0	0	0	5
13	SPANGLER, Grayce		0-0	0-0	0-0	0	0	0	2	0	0	1	0	0	1
20	STOUT, Sydney		0-0	0-0	0-0	0	0	0	0	0	0	0	0	0	1
22	ZIMMERMAN, Bailey		2-2	1-1	0-0	0	4	4	0	5	2	3	0	1	25
24	THOMAS, Taylah		7-10	0-0	1-1	5	2	7	1	15	0	1	0	1	21
30	WEAVER, Macy		0-0	0-0	0-0	0	0	0	0	0	0	0	0	0	1
52	DOUMBIA, Rokia		0-0	0-0	0-0	0	0	0	0	0	0	0	0	0	1
	Team					0	4	4							
	Totals		27-62	8-22	10-13	6	30	36	11	72	13	11	2	9	200

1st - FG %:	8-16	50.0%	2nd: 5-19	26.3%	3rd: 7-14	50.0%	4th: 7-13	53.8%	Game: 27-62	43.5%	Deadball
3FG %:	3-6	50.0%	1-6	16.7%	2-6	33.3%	2-4	50.0%	8-22	36.4%	Rebounds
FT %:	0-0	0.0%	3-3	100.0%	4-6	66.7%	3-4	75.0%	10-13	76.9%	1,1

Officials: Cameron Inouye, Dawn Marsh, Bill Larance
Technical fouls: Alabama-None. AR-None.
Attendance: 1375
Tickets Scanned: 906

Score by periods	1st	2nd	3rd	4th	Total
Alabama	13	16	17	15	**61**
AR	19	14	20	19	**72**

Points	In Paint	Off T/O	2nd Chance	Fast Break	Bench
UA	16	12	8	0	18
AR	28	19	5	2	23

Last FG - UA 4th-00:12, AR 4th-00:57.
Largest lead - UA None, AR by 17 4th-00:57.
UA led for 00:00. AR led for 38:56. Game was tied for 01:04.

Score tied - 0 times.
Lead changed - 0 times.

2018-19 BOX SCORES

Official Basketball Box Score -- Game Totals -- Final Statistics

AR vs Florida

1/27/19 2 p.m. at Exactech Arena at the O'Connell Center

AR 83 • 16-5, 5-2

##	Player		Total FG-FGA	3-Ptr FG-FGA	FT-FTA	Rebounds Off	Def	Tot	PF	TP	A	TO	Blk	Stl	Min
10	WILLIAMS, Kiara	f	3-6	0-0	2-4	3	2	5	2	8	0	0	2	0	15
02	TOLEFREE, Alexis	g	0-4	0-3	2-2	1	4	5	1	2	1	2	0	1	16
03	MONK, Malica	g	11-16	1-2	2-2	0	4	4	3	25	4	1	1	2	40
14	MASON, Jailyn	g	4-8	2-5	2-2	0	5	5	3	12	1	2	1	1	36
33	DUNGEE, Chelsea	g	9-18	1-5	6-7	2	3	5	2	25	1	1	0	2	37
01	NORTHCROSS-BAKER,		0-1	0-1	0-0	0	0	0	0	0	0	1	1	0	14
22	ZIMMERMAN, Bailey		1-6	1-6	2-4	0	0	0	1	5	0	0	0	0	17
24	THOMAS, Taylah		2-4	0-0	2-2	1	5	6	3	6	0	1	0	0	25
	Team					0	5	5							
	Totals		30-63	5-22	18-23	7	28	35	15	83	7	8	5	6	200

1st - FG %:	2-16	12.5%	2nd: 11-14	78.6%	3rd: 12-18	66.7%	4th: 5-15	33.3%	Game: 30-63	47.6%	Deadball
3FG %:	0-7	0.0%	2-3	66.7%	2-5	40.0%	1-7	14.3%	5-22	22.7%	Rebounds
FT %:	3-4	75.0%	6-8	75.0%	2-3	66.7%	7-8	87.5%	18-23	78.3%	2

Florida 73 • 5-15, 1-6

##	Player		Total FG-FGA	3-Ptr FG-FGA	FT-FTA	Rebounds Off	Def	Tot	PF	TP	A	TO	Blk	Stl	Min
14	Moore,Kristina	f	1-2	0-0	0-0	1	1	2	1	2	0	0	0	0	7
44	Robinson,Paige	f	1-1	0-0	0-0	1	2	3	2	2	1	1	0	0	13
01	Smith,Kiara	g	5-7	4-5	2-4	2	8	10	3	16	5	3	0	1	37
03	Nakkasoglu,Funda	g	6-17	4-12	4-4	0	2	2	1	20	4	4	0	0	34
10	Rainey,Danielle	g	7-19	3-11	0-0	2	9	11	2	17	3	1	0	1	32
04	Staples,Corey		1-2	0-1	0-0	0	0	0	0	2	0	0	0	0	6
11	de Oliveira,Emanuely		1-2	1-1	0-0	0	1	1	4	3	0	1	0	0	16
12	Williams,Zada		4-8	0-1	1-4	2	0	2	3	9	2	1	0	3	23
32	Johnson,Ariel		1-9	0-6	0-0	3	2	5	3	2	2	4	0	1	27
55	Brower,Stephanie		0-0	0-0	0-2	0	0	0	1	0	0	0	0	0	5
	Team					3	4	7							
	Totals		27-67	12-37	7-14	14	29	43	20	73	17	15	0	6	200

1st - FG %:	8-19	42.1%	2nd: 6-15	40.0%	3rd: 8-19	42.1%	4th: 5-14	35.7%	Game: 27-67	40.3%	Deadball
3FG %:	1-6	16.7%	4-12	33.3%	3-10	30.0%	4-9	44.4%	12-37	32.4%	Rebounds
FT %:	2-2	100.0%	0-4	0.0%	2-2	100.0%	3-6	50.0%	7-14	50.0%	5

Officials: Scott Yarbrough, Ed Sidlasky, Jennifer Rezac
Technical fouls: AR-THOMAS, Taylah. Florida-Rainey,Danielle.
Attendance: 2009

Score by periods	1st	2nd	3rd	4th	Total
AR	7	30	28	18	**83**
Florida	19	16	21	17	**73**

Points	In Paint	Off T/O	2nd Chance	Fast Break	Bench
AR	46	19	6	14	11
UF	26	8	15	4	16

Last FG - AR 4th-01:51, UF 4th-01:59.
Largest lead - AR by 10 4th-00:09, UF by 15 2nd-09:18.
AR led for 17:34. UF led for 20:45. Game was tied for 01:41.

Score tied - 4 times.
Lead changed - 7 times.

Official Basketball Box Score -- Game Totals -- Final Statistics

Georgia vs AR

01/31/19 7 p.m. at Fayetteville, Ark. (Bud Walton Arena)

Georgia 80 • 13-8, 4-4 SEC

##	Player		Total FG-FGA	3-Ptr FG-FGA	FT-FTA	Rebounds Off	Def	Tot	PF	TP	A	TO	Blk	Stl	Min
04	ROBINSON, Caliya	f	4-8	1-1	0-1	2	7	9	3	9	1	1	0	3	24
00	COLE, Taja	g	4-12	0-1	4-5	0	9	9	1	12	7	5	0	2	40
02	CONNALLY, Gabby	g	7-13	3-5	4-4	1	3	4	1	21	8	3	1	1	38
11	CALDWELL, Maya	g	6-13	0-1	0-0	2	1	3	2	12	2	2	0	1	27
23	MORRISON, Que	g	1-2	1-1	0-0	0	3	3	4	3	1	2	0	1	15
01	JOHNSON, Donnetta		0-0	0-0	0-0	0	0	0	0	0	0	1	0	0	2
03	PAUL, Stephanie		3-5	0-0	2-3	2	2	4	3	8	0	5	2	0	18
12	HUBBARD, Kaila		3-4	2-2	1-2	1	1	2	1	9	0	3	0	0	25
14	STAITI, Jenna		3-5	0-0	0-0	0	3	3	0	6	0	0	1	0	11
	Team					3	4	7							
	Totals		31-62	7-11	11-15	11	33	44	15	80	19	22	4	8	200

1st - FG %:	7-15	46.7%	2nd: 8-17	47.1%	3rd: 10-17	58.8%	4th: 6-13	46.2%	Game: 31-62	50.0%	Deadball
3FG %:	1-2	50.0%	3-5	60.0%	3-3	100.0%	0-1	0.0%	7-11	63.6%	Rebounds
FT %:	3-4	75.0%	1-2	50.0%	1-1	100.0%	6-8	75.0%	11-15	73.3%	1,1

AR 72 • 16-6, 5-3 SEC

##	Player		Total FG-FGA	3-Ptr FG-FGA	FT-FTA	Rebounds Off	Def	Tot	PF	TP	A	TO	Blk	Stl	Min
10	WILLIAMS, Kiara	c	0-1	0-0	2-2	2	2	4	2	2	1	0	1	1	21
02	TOLEFREE, Alexis	g	2-6	1-4	0-0	0	1	1	2	5	1	3	0	0	13
03	MONK, Malica	g	5-15	2-6	7-8	0	0	0	3	19	6	6	1	4	39
14	MASON, Jailyn	g	2-8	0-5	0-0	0	6	6	4	4	1	1	0	2	37
33	DUNGEE, Chelsea	g	9-18	2-4	8-8	0	2	2	3	28	1	1	2	2	33
01	NORTHCROSS-BAKER,		2-7	1-6	0-0	0	3	3	3	5	1	1	0	1	18
22	ZIMMERMAN, Bailey		2-6	1-2	0-0	1	3	4	1	5	0	1	1	1	21
24	THOMAS, Taylah		2-3	0-0	0-0	2	4	6	0	4	0	0	0	3	18
	Team					1	1	2							
	Totals		24-64	7-27	17-18	6	22	28	18	72	11	13	5	14	200

1st - FG %:	7-17	41.2%	2nd: 8-16	50.0%	3rd: 3-15	20.0%	4th: 6-16	37.5%	Game: 24-64	37.5%	Deadball
3FG %:	3-8	37.5%	2-5	40.0%	1-6	16.7%	1-8	12.5%	7-27	25.9%	Rebounds
FT %:	0-0	0.0%	8-8	100.0%	5-6	83.3%	4-4	100.0%	17-18	94.4%	1,1

Officials: Michael McConnell, Carla Fountain, Roy Gulbeyan
Technical fouls: Georgia-None. AR-None.
Attendance: 1116
Tickets Scanned: 782

Score by periods	1st	2nd	3rd	4th	Total
Georgia	18	20	24	18	**80**
AR	17	26	12	17	**72**

Points	In Paint	Off T/O	2nd Chance	Fast Break	Bench
UGA	44	15	9	13	23
AR	24	27	7	14	14

Last FG - UGA 4th-00:30, AR 4th-00:21.
Largest lead - UGA by 10 4th-08:28, AR by 5 2nd-01:03.
UGA led for 31:50. AR led for 03:25. Game was tied for 04:45.

Score tied - 5 times.
Lead changed - 4 times.

Official Basketball Box Score -- Game Totals -- Final Statistics

#16 South Carolina vs AR

02/03/19 4 p.m. at Fayetteville, Ark. (Bud Walton Arena)

#16 South Carolina 87 • 16-5, 8-1 SEC

##	Player		Total FG-FGA	3-Ptr FG-FGA	FT-FTA	Rebounds Off	Def	Tot	PF	TP	A	TO	Blk	Stl	Min
35	JENNINGS, Alexis	f	5-8	0-0	0-0	5	7	12	0	10	0	2	1	2	23
01	CUEVAS-MOORE, Bianc	g	4-21	0-6	6-6	1	2	3	2	14	0	0	0	2	31
02	COOPER, Te'a	g	3-13	0-2	1-1	3	1	4	2	7	0	2	0	0	17
04	CLINEY, Doniyah	g	0-4	0-0	1-2	2	7	9	3	1	3	1	0	0	23
52	HARRIS, Tyasha	g	6-10	2-4	1-3	1	3	4	4	15	5	3	0	1	33
00	PERRY, Nelly		0-2	0-1	1-2	0	1	1	1	1	0	1	0	0	9
03	HENDERSON, Destanni		7-11	3-6	2-3	2	2	4	1	19	2	1	0	0	23
05	SAXTON, Victaria		7-7	0-0	5-5	5	4	9	0	19	1	0	3	0	20
10	JACKSON, Bianca		0-1	0-1	0-0	0	1	1	0	0	1	1	0	0	7
21	HERBERT HARRIGAN,		0-3	0-0	1-2	0	3	3	2	1	0	0	1	0	11
24	GRISSETT, LeLe		0-0	0-0	0-0	0	1	1	0	0	0	0	1	0	3
	Team					1	2	3							
	Totals		32-80	5-20	18-24	20	34	54	16	87	12	11	6	5	200

1st - FG %:	7-20	35.0%	2nd: 7-20	35.0%	3rd: 6-19	31.6%	4th: 12-21	57.1%	Game: 32-80	40.0%	Deadball
3FG %:	1-4	25.0%	0-4	0.0%	1-6	16.7%	3-6	50.0%	5-20	25.0%	Rebounds
FT %:	1-2	50.0%	3-4	75.0%	6-6	100.0%	8-12	66.7%	18-24	75.0%	4,1

AR 79 • 16-7, 5-4 SEC

##	Player		Total FG-FGA	3-Ptr FG-FGA	FT-FTA	Rebounds Off	Def	Tot	PF	TP	A	TO	Blk	Stl	Min
10	WILLIAMS, Kiara	f	3-4	0-0	0-2	2	3	5	3	6	1	1	0	0	23
02	TOLEFREE, Alexis	g	1-7	0-4	0-0	0	0	0	1	2	0	1	0	2	19
03	MONK, Malica	g	9-19	3-9	4-4	0	4	4	3	25	3	1	0	1	40
14	MASON, Jailyn	g	2-7	1-3	0-0	1	6	7	4	5	1	3	1	2	30
33	DUNGEE, Chelsea	g	10-21	2-5	10-11	1	4	5	3	32	3	2	2	1	33
01	NORTHCROSS-BAKER,		2-6	1-2	0-0	0	1	1	3	5	0	0	0	0	18
22	ZIMMERMAN, Bailey		0-4	0-2	0-2	1	2	3	2	0	0	0	3	0	21
24	THOMAS, Taylah		2-6	0-0	0-0	2	4	6	1	4	1	1	0	1	16
	Team					5	6	11							
	Totals		29-74	7-25	14-19	12	30	42	20	79	9	9	6	7	200

1st - FG %:	8-23	34.8%	2nd: 6-18	33.3%	3rd: 5-11	45.5%	4th: 10-22	45.5%	Game: 29-74	39.2%	Deadball
3FG %:	3-8	37.5%	2-7	28.6%	1-5	20.0%	1-5	20.0%	7-25	28.0%	Rebounds
FT %:	1-1	100.0%	5-6	83.3%	6-8	75.0%	2-4	50.0%	14-19	73.7%	3

Officials: Bryan Enterline, Katie Lukanich, Karen Preato
Technical fouls: #16 South Carolina-None. AR-None.
Attendance: 1637
Tickets Scanned: 1211

Score by periods	1st	2nd	3rd	4th	Total
#16 South Carolina	16	17	19	35	**87**
AR	20	19	17	23	**79**

Points	In Paint	Off T/O	2nd Chance	Fast Break	Bench
SC	42	10	19	10	40
AR	40	12	13	16	9

Last FG - SC 4th-00:41, AR 4th-00:13.
Largest lead - SC by 9 4th-05:49, AR by 12 1st-04:08.
SC led for 07:10. AR led for 30:15. Game was tied for 02:35.

Score tied - 1 time.
Lead changed - 3 times.

Official Basketball Box Score -- Game Totals -- Final Statistics

AR vs LSU

02/07/19 8 p.m. at Maravich Center, Baton Rouge, La.

AR 34 • 16-8, 5-5

##	Player		Total FG-FGA	3-Ptr FG-FGA	FT-FTA	Rebounds Off	Def	Tot	PF	TP	A	TO	Blk	Stl	Min
10	WILLIAMS, Kiara	c	0-1	0-0	1-6	1	2	3	2	1	0	1	1	2	16
02	TOLEFREE, Alexis	g	0-7	0-3	0-0	0	0	0	3	0	0	0	0	1	16
03	MONK, Malica	g	4-13	0-0	4-7	1	0	1	2	12	0	2	0	1	34
14	MASON, Jailyn	g	1-4	0-2	0-0	0	2	2	2	2	0	2	0	2	36
33	DUNGEE, Chelsea	g	6-13	0-1	2-3	1	2	3	2	14	0	2	0	1	34
01	NORTHCROSS-BAKER,		0-2	0-2	0-0	0	1	1	1	0	1	2	0	1	9
13	SPANGLER, Grayce		0-3	0-1	0-0	0	0	0	1	0	0	0	0	0	3
20	STOUT, Sydney		0-0	0-0	0-0	0	1	1	0	0	1	0	0	0	3
22	ZIMMERMAN, Bailey		1-3	0-1	0-0	1	4	5	0	2	0	1	0	0	18
24	THOMAS, Taylah		0-0	0-0	0-0	2	4	6	3	0	0	4	0	0	19
30	WEAVER, Macy		1-2	0-0	1-2	0	0	0	0	3	0	0	0	0	5
52	DOUMBIA, Rokia		0-1	0-0	0-0	0	1	1	0	0	0	4	0	1	7
	Team					2	1	3							
	Totals		13-49	0-10	8-18	8	18	26	16	34	2	18	1	9	200

1st - FG %:	2-8	25.0%	2nd: 2-11	18.2%	3rd: 6-15	40.0%	4th: 3-15	20.0%	Game: 13-49	26.5%	Deadball
3FG %:	0-1	0.0%	0-3	0.0%	0-1	0.0%	0-5	0.0%	0-10	0.0%	Rebounds
FT %:	1-2	50.0%	1-7	14.3%	5-7	71.4%	1-2	50.0%	8-18	44.4%	4,1

LSU 71 • 14-8, 5-5

##	Player		Total FG-FGA	3-Ptr FG-FGA	FT-FTA	Rebounds Off	Def	Tot	PF	TP	A	TO	Blk	Stl	Min
05	Ayana Mitchell	f	10-16	0-2	1-3	5	12	17	2	21	2	1	0	2	30
24	Faustine Aifuwa	c	3-6	0-0	0-0	2	1	3	2	6	0	0	0	0	21
02	Shanice Norton	g	6-11	1-1	0-0	2	3	5	2	13	3	3	0	1	36
03	Khayla Pointer	g	4-9	0-0	2-3	0	6	6	2	10	8	2	0	2	36
25	Rakell Spencer	g	2-3	0-0	0-0	0	1	1	2	4	1	2	0	0	11
01	Jailin Cherry		1-2	0-0	0-0	0	2	2	0	2	0	0	1	0	3
12	Mercedes Brooks		1-6	0-2	0-0	1	4	5	1	2	1	1	1	1	25
13	J. Richard-Harris		1-1	0-0	0-0	0	1	1	4	2	0	1	0	0	9
14	Latoya Ashman		0-0	0-0	1-2	0	1	1	0	1	0	2	0	0	2
23	Karli Seay		5-7	0-0	0-1	1	1	2	0	10	1	3	0	2	27
	Team					2	1	3				1			
	Totals		33-61	1-5	4-9	13	33	46	15	71	16	16	2	8	200

1st - FG %:	9-19	47.4%	2nd: 9-14	64.3%	3rd: 5-11	45.5%	4th: 10-17	58.8%	Game: 33-61	54.1%	Deadball
3FG %:	0-2	0.0%	0-0	0.0%	0-0	0.0%	1-3	33.3%	1-5	20.0%	Rebounds
FT %:	0-0	0.0%	0-1	0.0%	3-4	75.0%	1-4	25.0%	4-9	44.4%	2

Officials: Jesse Dickerson, Douglas Knight, Angelica Suffren
Technical fouls: AR-None. LSU-None.
Attendance: 1599

Score by periods	1st	2nd	3rd	4th	Total
AR	5	5	17	7	**34**
LSU	18	18	13	22	**71**

Points	In Paint	Off T/O	2nd Chance	Fast Break	Bench
AR	24	15	3	4	5
LSU	52	25	15	4	17

Last FG - AR 4th-01:39, LSU 4th-02:25.
Largest lead - AR None, LSU by 40 4th-02:11.
AR led for 00:00. LSU led for 38:58. Game was tied for 01:01.

Score tied - 1 time.
Lead changed - 0 times.

2018-19 BOX SCORES

Official Basketball Box Score -- Game Totals -- Final Statistics
AU vs AR
02/10/19 1 p.m. at Fayetteville, Ark. (Bud Walton Arena)

AU 75 • 18-6, 6-5 (SEC)

##	Player		Total FG-FGA	3-Ptr FG-FGA	FT-FTA	Rebounds Off	Def	Tot	PF	TP	A	TO	Blk	Stl	Min
20	Unique Thompson	f	4-12	0-0	5-6	4	8	12	1	13	3	3	1	2	34
00	Daisa Alexander	g	7-14	2-6	2-2	2	1	3	4	18	1	0	0	2	31
23	Crystal Primm	g	4-5	0-0	1-1	0	1	1	5	9	2	2	0	0	23
24	Erin Howard	g	3-9	1-5	0-0	2	6	8	0	7	3	1	3	2	30
33	Janiah McKay	g	4-6	0-0	5-6	0	3	3	5	13	6	0	0	1	34
01	Robyn Benton		4-8	2-4	1-2	1	0	1	1	11	0	1	0	0	12
02	Brooke Moore		0-2	0-2	0-0	0	0	0	1	0	0	0	0	0	4
03	Erica Sanders		1-2	0-0	0-0	1	1	2	4	2	0	2	0	0	18
04	Abigayle Jackson		1-3	0-0	0-0	1	2	3	1	2	0	1	1	0	8
10	Kiyae' White		0-0	0-0	0-0	0	0	0	1	0	0	1	0	0	6
	Team					1	3	4							
	Totals		28-61	5-17	14-17	12	25	37	23	75	15	11	5	7	200

	1st		2nd		3rd		4th		Game		Deadball Rebounds
1st - FG %:	7-15	46.7%	8-17	47.1%	3rd: 10-19	52.6%	4th: 3-10	30.0%	28-61	45.9%	
3FG %:	2-6	33.3%	3-5	60.0%	0-5	0.0%	0-1	0.0%	5-17	29.4%	
FT %:	2-3	66.7%	1-2	50.0%	2-2	100.0%	9-10	90.0%	14-17	82.4%	3

AR 72 • 16-9, 5-6 (SEC)

##	Player		Total FG-FGA	3-Ptr FG-FGA	FT-FTA	Rebounds Off	Def	Tot	PF	TP	A	TO	Blk	Stl	Min
10	WILLIAMS, Kiara	c	1-5	0-0	0-0	3	1	4	5	2	2	2	0	1	18
02	TOLEFREE, Alexis	g	0-4	0-4	1-2	0	1	1	0	1	0	0	0	0	14
03	MONK, Malica	g	1-7	0-2	0-0	1	4	5	1	2	4	4	0	1	29
14	MASON, Jailyn	g	3-10	1-4	2-2	0	2	2	2	9	1	1	0	2	30
33	DUNGEE, Chelsea	g	10-18	4-7	17-19	1	4	5	2	41	1	3	0	1	40
01	NORTHCROSS-BAKER,		4-8	4-7	0-0	0	5	5	2	12	0	0	0	1	27
22	ZIMMERMAN, Bailey		1-3	0-1	1-1	2	2	4	2	3	1	0	0	0	20
24	THOMAS, Taylah		1-2	0-0	0-0	1	0	1	2	2	0	2	1	0	22
52	DOUMBIA, Rokia		0-0	0-0	0-0	0	0	0	0	0	0	0	0	0	0+
	Team					4	1	5	1						
	Totals		21-57	9-25	21-24	12	20	32	17	72	9	12	1	6	200

	1st		2nd		3rd		4th		Game		Deadball Rebounds
1st - FG %:	6-16	37.5%	4-15	26.7%	3rd: 5-12	41.7%	4th: 6-14	42.9%	21-57	36.8%	
3FG %:	3-8	37.5%	0-5	0.0%	4-6	66.7%	2-6	33.3%	9-25	36.0%	
FT %:	0-0	0.0%	1-1	100.0%	9-11	81.8%	11-12	91.7%	21-24	87.5%	2,1

Officials: Frank Steratore, Jennifer Rezac, Brian Garland
Technical fouls: AU-Crystal Primm; TEAM. AR-None.
Attendance: 2455
Tickets Scanned: 2,061
Fouled out: Arkansas #10, Williams (2:40 Q4)
Auburn #23, Primm (1:39 Q4); #33 McKay (0:3.6 Q4)

Score by periods	1st	2nd	3rd	4th	Total
AU	18	20	22	15	**75**
AR	15	9	23	25	**72**

Points	In Paint	Off T/O	2nd Chance	Fast Break	Bench
AU	42	20	17	8	15
AR	16	13	13	2	17

Last FG - AU 4th-02:41, AR 4th-02:20.
Largest lead - AU by 17 3rd-08:29, AR by 5 1st-07:44.
AU led for 32:26. AR led for 05:35. Game was tied for 01:59.

Score tied - 5 times.
Lead changed - 8 times.

Official Basketball Box Score -- Game Totals -- Final Statistics
AR vs No. 17 Kentucky
02/17/19 2:02pm at Memorial Coliseum, Lexington, Ky.

AR 59 • 16-10, 5-7

##	Player		Total FG-FGA	3-Ptr FG-FGA	FT-FTA	Rebounds Off	Def	Tot	PF	TP	A	TO	Blk	Stl	Min
10	WILLIAMS, Kiara	f	7-8	0-0	0-1	7	10	17	3	14	0	5	7	0	32
02	TOLEFREE, Alexis	g	0-3	0-3	0-0	0	2	2	1	0	0	1	0	0	16
03	MONK, Malica	g	4-11	1-6	1-2	0	2	2	3	10	6	1	0	0	37
14	MASON, Jailyn	g	2-9	1-3	1-2	0	2	2	1	6	5	1	0	0	40
33	DUNGEE, Chelsea	g	7-18	1-6	5-6	0	7	7	4	20	1	2	0	2	37
00	GAULDEN, A'Tyanna		0-1	0-0	0-0	1	0	1	0	0	0	0	0	1	3
01	NORTHCROSS-BAKER,		1-3	1-3	0-0	0	0	0	3	3	0	0	0	1	17
22	ZIMMERMAN, Bailey		1-1	0-0	2-2	0	0	0	0	4	0	1	0	0	10
24	THOMAS, Taylah		0-1	0-0	2-2	2	0	2	1	2	0	2	1	0	8
	Team					1	2	3							
	Totals		22-55	4-21	11-15	11	25	36	16	59	12	13	8	4	200

	1st		2nd		3rd		4th		Game		Deadball Rebounds
1st - FG %:	4-13	30.8%	7-14	50.0%	3rd: 6-16	37.5%	4th: 5-12	41.7%	22-55	40.0%	
3FG %:	1-6	16.7%	1-4	25.0%	1-6	16.7%	1-5	20.0%	4-21	19.0%	
FT %:	5-6	83.3%	4-5	80.0%	0-0	0.0%	2-4	50.0%	11-15	73.3%	2,1

No. 17 Kentucky 61 • 21-5, 8-4

##	Player		Total FG-FGA	3-Ptr FG-FGA	FT-FTA	Rebounds Off	Def	Tot	PF	TP	A	TO	Blk	Stl	Min
03	McKinney, KeKe	f	1-9	0-3	0-2	3	3	6	0	2	1	1	1	1	27
14	Wyatt, Tatyana	f	2-7	0-2	0-0	0	1	1	3	4	0	2	1	0	16
04	Morris, Maci	g	2-11	1-4	6-8	0	3	3	1	11	2	2	1	0	33
10	Howard, Rhyne	g	7-15	3-8	1-2	7	7	14	4	18	4	1	1	3	35
24	Murray, Taylor	g	7-14	0-1	2-6	3	4	7	2	16	1	1	0	1	36
05	Green, Blair		2-5	0-0	0-0	2	3	5	1	4	0	2	0	0	24
12	Paschal, Amanda		1-1	0-0	0-0	0	0	0	2	2	0	0	0	0	9
21	Anyagaligbo, Ogechi		0-3	0-0	0-0	1	1	2	0	0	0	0	0	0	6
32	Roper, Jaida		1-2	0-0	2-4	0	0	0	1	4	1	0	0	0	14
	Team					5	2	7							
	Totals		23-67	4-18	11-22	21	24	45	14	61	10	9	4	5	200

	1st		2nd		3rd		4th		Game		Deadball Rebounds
1st - FG %:	9-21	42.9%	2-16	12.5%	3rd: 8-18	44.4%	4th: 4-12	33.3%	23-67	34.3%	
3FG %:	2-4	50.0%	1-8	12.5%	1-4	25.0%	0-2	0.0%	4-18	22.2%	
FT %:	2-2	100.0%	3-6	50.0%	0-0	0.0%	6-14	42.9%	11-22	50.0%	8

Officials: Cameron Inouye, Meadow Overstreet, Douglas Knight
Technical fouls: AR-None. No. 17 Kentucky-None.
Attendance: 5680

Score by periods	1st	2nd	3rd	4th	Total
AR	14	19	13	13	**59**
No. 17 Kentucky	22	8	17	14	**61**

Points	In Paint	Off T/O	2nd Chance	Fast Break	Bench
AR	24	10	14	2	9
UK	30	10	13	4	10

Last FG - AR 4th-00:22, UK 4th-00:03.
Largest lead - AR by 4 2nd-02:00, UK by 8 1st-00:09.
AR led for 10:06. UK led for 27:14. Game was tied for 02:39.

Score tied - 6 times.
Lead changed - 2 times.

Official Basketball Box Score -- Game Totals -- Final Statistics
AR vs Georgia
2/21/19 7 p.m. ET at Athens, Ga. - Stegeman Coliseum

AR 83 • 16-11, 5-8 SEC

##	Player		Total FG-FGA	3-Ptr FG-FGA	FT-FTA	Rebounds Off	Def	Tot	PF	TP	A	TO	Blk	Stl	Min
10	WILLIAMS, Kiara	c	7-10	0-0	1-2	3	4	7	3	15	1	0	2	2	24
02	TOLEFREE, Alexis	g	7-14	3-8	0-1	2	2	4	4	17	1	0	0	0	27
03	MONK, Malica	g	3-8	0-3	0-0	1	1	2	4	6	3	2	0	0	24
14	MASON, Jailyn	g	3-9	0-5	0-0	1	2	3	4	6	2	1	0	2	31
33	DUNGEE, Chelsea	g	4-15	1-4	9-12	2	4	6	4	18	2	5	0	2	37
00	GAULDEN, A'Tyanna		6-7	0-0	0-0	0	2	2	0	12	3	4	0	0	16
01	NORTHCROSS-BAKER,		3-8	3-8	0-0	0	4	4	3	9	0	0	0	2	17
22	ZIMMERMAN, Bailey		0-0	0-0	0-0	0	0	0	1	0	1	1	0	0	8
24	THOMAS, Taylah		0-1	0-0	0-0	1	3	4	0	0	0	1	0	0	16
	Team					2	0	2							
	Totals		33-72	7-28	10-15	12	22	34	23	83	13	14	2	8	200

	1st		2nd		3rd		4th		Game		Deadball Rebounds
1st - FG %:	9-17	52.9%	7-18	38.9%	3rd: 5-16	31.3%	4th: 12-21	57.1%	33-72	45.8%	
3FG %:	3-9	33.3%	2-9	22.2%	1-5	20.0%	1-5	20.0%	7-28	25.0%	
FT %:	0-0	0.0%	1-2	50.0%	5-6	83.3%	4-7	57.1%	10-15	66.7%	2

Georgia 93 • 16-10, 7-6 SEC

##	Player		Total FG-FGA	3-Ptr FG-FGA	FT-FTA	Rebounds Off	Def	Tot	PF	TP	A	TO	Blk	Stl	Min
04	ROBINSON, Caliya	f	8-14	0-2	5-5	1	10	11	3	21	5	3	3	2	33
11	CALDWELL, Maya	f	4-6	0-0	4-5	1	3	4	2	12	1	2	0	1	19
00	COLE, Taja	g	5-11	0-2	2-4	1	6	7	4	12	8	4	0	3	40
02	CONNALLY, Gabby	g	5-8	2-4	2-4	0	1	1	4	14	3	4	0	1	24
23	MORRISON, Que	g	5-7	3-5	3-4	0	4	4	2	16	1	2	0	3	37
01	JOHNSON, Donnetta		3-8	0-3	1-2	3	0	3	0	7	0	0	0	0	15
03	PAUL, Stephanie		2-6	0-0	4-4	3	2	5	1	8	0	0	0	0	16
12	HUBBARD, Kaila		0-0	0-0	0-0	0	0	0	0	0	1	0	0	0	3
14	STAITI, Jenna		1-5	1-1	0-0	2	3	5	1	3	0	1	2	0	13
	Team					1	1	2							
	Totals		33-65	6-17	21-28	12	30	42	17	93	19	16	5	10	200

	1st		2nd		3rd		4th		Game		Deadball Rebounds
1st - FG %:	9-17	52.9%	9-20	45.0%	3rd: 6-15	40.0%	4th: 9-13	69.2%	33-65	50.8%	
3FG %:	1-5	20.0%	2-4	50.0%	1-5	20.0%	2-3	66.7%	6-17	35.3%	
FT %:	3-3	100.0%	3-4	75.0%	6-7	85.7%	9-14	64.3%	21-28	75.0%	5

Officials: Dee Kanter, Dawn Marsh and Amy Bonner
Technical fouls: AR-TEAM. Georgia-None.
Attendance: 3317

Score by periods	1st	2nd	3rd	4th	Total
AR	21	17	16	29	**83**
Georgia	22	23	19	29	**93**

Points	In Paint	Off T/O	2nd Chance	Fast Break	Bench
AR	40	21	12	11	21
UGA	44	19	19	8	18

Last FG - AR 4th-00:43, UGA 4th-01:28.
Largest lead - AR by 4 2nd-09:05, UGA by 16 3rd-05:18.
AR led for 05:45. UGA led for 31:22. Game was tied for 02:53.

Score tied - 5 times.
Lead changed - 12 times.

Official Basketball Box Score -- Game Totals -- Final Statistics
Ole Miss vs AR
02/24/19 3 p.m. at Fayetteville, Ark. (Bud Walton Arena)

Ole Miss 61 • 9-19, 3-11 SEC

##	Player		Total FG-FGA	3-Ptr FG-FGA	FT-FTA	Rebounds Off	Def	Tot	PF	TP	A	TO	Blk	Stl	Min
10	Muhate, Cecilia	f	0-1	0-0	0-0	0	1	1	5	0	2	2	1	0	23
33	Salter, La'Karis	f	4-8	0-1	3-3	0	6	6	0	11	2	4	0	0	24
02	Reid, Mimi	g	3-6	0-1	4-6	1	0	1	4	10	6	2	0	1	35
05	Allen, Crystal	g	4-12	3-6	1-2	2	3	5	2	12	0	4	0	0	29
23	Sessom, Shandricka	g	3-16	1-11	2-2	1	3	4	1	9	0	1	0	2	29
00	Crawford, Gabby		2-3	0-0	0-2	4	2	6	0	4	1	0	0	0	18
20	Matthews, Mahogany		0-2	0-0	1-2	2	2	4	2	1	0	1	0	1	11
21	Smith, Taylor		3-4	0-0	0-0	3	0	3	0	6	0	2	0	1	14
24	Dozier, Shannon		4-6	0-1	0-0	1	1	2	5	8	0	0	0	0	16
32	Kitchens, Iyanla		0-0	0-0	0-0	0	0	0	1	0	0	0	0	0	1
	Team					1	3	4							
	Totals		23-58	4-20	11-17	15	21	36	20	61	11	16	1	5	200

	1st		2nd		3rd		4th		Game		Deadball Rebounds
1st - FG %:	6-13	46.2%	7-14	50.0%	3rd: 6-14	42.9%	4th: 4-17	23.5%	23-58	39.7%	
3FG %:	1-4	25.0%	1-4	25.0%	0-3	0.0%	2-9	22.2%	4-20	20.0%	
FT %:	5-5	100.0%	0-2	0.0%	2-4	50.0%	4-6	66.7%	11-17	64.7%	3

AR 73 • 17-11, 6-8 SEC

##	Player		Total FG-FGA	3-Ptr FG-FGA	FT-FTA	Rebounds Off	Def	Tot	PF	TP	A	TO	Blk	Stl	Min
10	WILLIAMS, Kiara	c	2-4	0-0	0-0	2	1	3	3	4	0	0	0	0	21
02	TOLEFREE, Alexis	g	3-8	1-5	3-3	0	4	4	0	10	2	2	3	2	23
03	MONK, Malica	g	1-3	0-2	1-2	0	3	3	0	3	3	2	0	0	20
14	MASON, Jailyn	g	5-7	0-1	0-0	0	2	2	2	10	0	1	0	0	29
33	DUNGEE, Chelsea	g	8-17	5-7	12-15	0	4	4	3	33	0	4	0	0	39
00	GAULDEN, A'Tyanna		4-7	1-2	3-4	0	1	1	2	12	2	1	0	0	19
01	NORTHCROSS-BAKER,		0-2	0-2	0-0	1	0	1	1	0	1	0	0	0	5
13	SPANGLER, Grayce		0-0	0-0	0-0	0	0	0	0	0	0	0	0	0	1
20	STOUT, Sydney		0-0	0-0	0-0	0	0	0	1	0	0	0	0	0	1
22	ZIMMERMAN, Bailey		0-2	0-1	1-2	3	2	5	0	1	2	1	0	2	21
24	THOMAS, Taylah		0-0	0-0	0-0	2	2	4	1	0	0	0	0	0	19
30	WEAVER, Macy		0-0	0-0	0-0	1	0	1	0	0	0	0	0	0	1
52	DOUMBIA, Rokia		0-1	0-1	0-0	0	0	0	0	0	0	0	0	0	1
	Team					0	2	2							
	Totals		23-51	7-21	20-26	9	21	30	13	73	10	11	3	4	200

	1st		2nd		3rd		4th		Game		Deadball Rebounds
1st - FG %:	6-15	40.0%	5-12	41.7%	3rd: 7-13	53.8%	4th: 5-11	45.5%	23-51	45.1%	
3FG %:	2-10	20.0%	2-5	40.0%	1-1	100.0%	2-5	40.0%	7-21	33.3%	
FT %:	4-4	100.0%	5-6	83.3%	7-8	87.5%	4-8	50.0%	20-26	76.9%	4,2

Officials: Felicia Grinter, Kevin Pethtel, William Smith
Technical fouls: Ole Miss-None. AR-None.
Attendance: 2455
Tickets Scanned: 2,061
Fouled out: Ole Miss #10, Muhate (8:15 4Q); #24, Dozier (1:26 4Q)

Score by periods	1st	2nd	3rd	4th	Total
Ole Miss	18	15	14	14	**61**
AR	18	17	22	16	**73**

Points	In Paint	Off T/O	2nd Chance	Fast Break	Bench
OM	32	8	22	7	19
AR	22	14	8	7	13

Last FG - OM 4th-00:59, AR 4th-01:49.
Largest lead - OM by 2 1st-04:23, AR by 15 4th-01:26.
OM led for 01:42. AR led for 34:34. Game was tied for 03:09.

Score tied - 6 times.
Lead changed - 8 times.

2018-19 BOX SCORES

Official Basketball Box Score -- Game Totals -- Final Statistics
Missouri vs AR
02/28/19 8 p.m. at Fayetteville, Ark. (Bud Walton Arena)

Missouri 73 • 20-9, 9-6 SEC

##	Player		Total FG-FGA	3-Ptr FG-FGA	FT-FTA	Rebounds Off	Def	Tot	PF	TP	A	TO	Blk	Stl	Min
21	PORTER, CIERRA	f	5-7	0-0	11-11	2	7	9	1	21	4	5	2	1	30
03	CUNNINGHAM, SOPHIE	g	2-11	0-4	9-10	0	12	12	4	13	3	4	0	1	36
05	ALDRIDGE, LAUREN	g	2-5	2-5	0-0	0	3	3	4	6	1	3	0	0	32
22	ROUNDTREE, JORDAN	g	6-10	4-7	0-0	1	2	3	1	16	1	2	0	0	24
23	SMITH, AMBER	g	2-3	1-1	1-1	1	7	8	3	6	3	2	0	0	20
11	TROUP, HALEY		0-1	0-1	0-0	0	1	1	0	0	0	0	0	0	11
13	SCHUCHTS, HANNAH		0-2	0-1	0-0	1	2	3	0	0	0	0	0	0	8
24	CHAVIS, JORDAN		2-6	2-5	5-5	0	1	1	3	11	0	0	0	0	27
34	TAHANE, EMMANUELLE		0-0	0-0	0-0	1	2	3	2	0	0	3	0	0	12
	Team					1	1	2				2			
	Totals		19-45	9-24	26-27	7	38	45	18	73	12	21	2	2	200

1st - FG %:	3-10	30.0%	2nd: 4-13	30.8%	3rd: 5-9	55.6%	4th: 7-13	53.8%	Game: 19-45 42.2%
3FG %:	0-5	0.0%	4-10	40.0%	2-5	40.0%	3-4	75.0%	9-24 37.5%
FT %:	6-6	100.0%	0-0	0.0%	1-1	100.0%	19-20	95.0%	26-27 96.3%

Deadball Rebounds 1

AR 67 • 17-12, 6-9 SEC

##	Player		Total FG-FGA	3-Ptr FG-FGA	FT-FTA	Rebounds Off	Def	Tot	PF	TP	A	TO	Blk	Stl	Min
10	WILLIAMS, Kiara	c	0-1	0-0	0-0	1	0	1	4	0	0	0	1	0	18
02	TOLEFREE, Alexis	g	4-9	4-9	2-2	0	2	2	3	14	0	0	0	1	31
03	MONK, Malica	g	6-17	2-4	2-2	0	2	2	4	16	5	1	0	3	31
14	MASON, Jailyn	g	4-6	2-2	0-0	0	4	4	2	10	1	0	0	0	33
33	DUNGEE, Chelsea	g	7-24	3-12	8-8	1	6	7	3	25	5	3	1	3	40
00	GAULDEN, A'Tyanna		1-5	0-1	0-0	0	0	0	1	2	1	0	0	1	8
01	NORTHCROSS-BAKER,		0-0	0-0	0-0	0	1	1	2	0	0	0	0	0	7
22	ZIMMERMAN, Bailey		0-1	0-1	0-0	0	1	1	1	0	0	0	1	0	10
24	THOMAS, Taylah		0-1	0-0	0-0	0	2	2	3	0	1	0	0	1	22
	Team					2	1	3							
	Totals		22-64	11-29	12-12	4	19	23	23	67	13	4	3	9	200

1st - FG %:	4-14	28.6%	2nd: 2-15	13.3%	3rd: 9-17	52.9%	4th: 7-18	38.9%	Game: 22-64 34.4%
3FG %:	1-7	14.3%	1-7	14.3%	5-5	100.0%	4-10	40.0%	11-29 37.9%
FT %:	2-2	100.0%	0-0	0.0%	2-2	100.0%	8-8	100.0%	12-12 100.0%

Deadball Rebounds 0

Officials: Tina Napier, Gina Cross, Julie Krommenhoek
Technical fouls: Missouri-None. AR-None.
Attendance: 1153
Tickets Scanned: 720

Score by periods	1st	2nd	3rd	4th	Total
Missouri	12	12	13	36	**73**
AR	11	5	25	26	**67**

Points	In Paint	Off T/O	2nd Chance	Fast Break	Bench
MU-W	16	2	6	0	11
AR	16	11	3	19	2

Last FG - MU-W 4th-02:52, AR 4th-00:11.
Largest lead - MU-W by 11 3rd-09:36, AR by 4 1st-08:11.
MU-W led for 28:57. AR led for 07:13. Game was tied for 03:50.

Score tied - 5 times.
Lead changed - 7 times.

Official Basketball Box Score -- Game Totals -- Final Statistics
AR vs No. 19 Texas A&M
03/03/19 4 p.m. at College Station, Texas (Reed Arena)

AR 53 • 17-13, 6-10 SEC

##	Player		Total FG-FGA	3-Ptr FG-FGA	FT-FTA	Rebounds Off	Def	Tot	PF	TP	A	TO	Blk	Stl	Min
02	TOLEFREE, Alexis	*	3-14	3-13	0-0	0	6	6	1	9	0	2	0	1	29
03	MONK, Malica	*	4-9	2-3	3-4	2	2	4	0	13	1	1	0	1	28
10	WILLIAMS, Kiara	*	2-3	0-0	0-0	0	4	4	4	4	0	0	1	0	22
14	MASON, Jailyn	*	1-9	0-6	0-0	0	2	2	0	2	3	0	1	0	24
33	DUNGEE, Chelsea	*	4-12	2-3	5-6	2	4	6	3	15	4	3	0	0	37
00	GAULDEN, A'Tyanna		3-5	1-1	0-0	1	1	2	2	7	2	3	0	2	12
01	NORTHCROSS-BAKER,		1-4	1-2	0-0	0	2	2	0	3	0	1	0	0	18
20	STOUT, Sydney		0-0	0-0	0-0	0	0	0	0	0	0	0	0	0	1
22	ZIMMERMAN, Bailey		0-1	0-1	0-0	1	0	1	2	0	0	2	0	0	10
24	THOMAS, Taylah		0-2	0-0	0-0	1	3	4	3	0	1	0	1	1	18
52	DOUMBIA, Rokia		0-0	0-0	0-0	0	0	0	1	0	0	0	0	0	1
	Team					1	1	2							
	Totals		18-59	9-29	8-10	8	25	33	16	53	11	12	3	5	200

1st - FG %:	6-14	42.9%	2nd: 3-14	21.4%	3rd: 6-14	42.9%	4th: 3-17	17.6%	Game: 18-59 30.5%
3FG %:	2-5	40.0%	2-10	20.0%	3-6	50.0%	2-8	25.0%	9-29 31.0%
FT %:	0-0	0.0%	4-4	100.0%	3-4	75.0%	1-2	50.0%	8-10 80.0%

Deadball Rebounds 1

No. 19 Texas A&M 66 • 23-6, 12-4 SEC

##	Player		Total FG-FGA	3-Ptr FG-FGA	FT-FTA	Rebounds Off	Def	Tot	PF	TP	A	TO	Blk	Stl	Min
03	Carter, Chennedy	*	11-18	1-4	1-2	3	3	6	2	24	1	3	1	4	31
04	Washington, Shambria	*	4-13	0-2	0-2	3	5	8	2	8	9	6	1	0	39
11	Wells, Kayla	*	2-10	0-4	4-7	0	3	3	1	8	2	2	0	0	32
31	Jones, N'dea	*	6-10	0-1	1-2	5	11	16	1	13	2	2	1	1	35
40	Johnson, Ciera	*	3-6	0-0	1-1	0	6	6	2	7	2	1	2	1	32
00	Ellison, Aja		0-1	0-0	0-0	1	1	2	0	0	1	0	0	0	4
14	Walton, Jada		1-3	0-0	1-2	2	2	4	1	3	3	0	1	0	17
15	Williams, Jasmine		0-0	0-0	0-0	0	0	0	0	0	0	0	0	0	2
34	Martin, Caylinne		1-5	0-0	1-2	1	2	3	1	3	0	0	0	1	8
	Team					4	1	5							
	Totals		28-66	1-11	9-18	19	34	53	10	66	20	14	6	7	200

1st - FG %:	8-19	42.1%	2nd: 10-18	55.6%	3rd: 7-18	38.9%	4th: 3-11	27.3%	Game: 28-66 42.4%
3FG %:	1-5	20.0%	0-3	0.0%	0-3	0.0%	0-0	0.0%	1-11 9.1%
FT %:	1-2	50.0%	3-5	60.0%	0-2	0.0%	5-9	55.6%	9-18 50.0%

Deadball Rebounds 3

Officials: Dee Kantner, Jennifer Rezac, Roy Gulbeyan
Technical fouls: AR-None. No. 19 Texas A&M-None.
Attendance: 3609

Score by periods	1st	2nd	3rd	4th	Total
AR	14	12	18	9	**53**
No. 19 Texas A&M	18	23	14	11	**66**

Points	In Paint	Off T/O	2nd Chance	Fast Break	Bench
AR	12	10	5	3	10
TAMU	38	17	19	6	6

Last FG - AR 4th-01:18, TAMU 4th-03:20.
Largest lead - AR by 4 1st-05:51, TAMU by 17 2nd-00:28.
AR led for 02:45. TAMU led for 34:18. Game was tied for 02:57.

Score tied - 3 times.
Lead changed - 2 times.

Official Basketball Box Score -- Game Totals -- Final Statistics
ARKANSAS vs GEORGIA
03/07/19 6:02 PM at BON SECOURS WELLNESS ARENA-GREENVILLE,SC

ARKANSAS 86 • 18-13

##	Player		Total FG-FGA	3-Ptr FG-FGA	FT-FTA	Rebounds Off	Def	Tot	PF	TP	A	TO	Blk	Stl	Min
10	Williams, Kiara	f	5-8	0-0	2-2	2	3	5	3	12	0	1	1	2	25
02	Tolefree, Alexis	g	5-9	2-5	1-1	1	4	5	3	13	1	2	0	1	36
03	Monk, Malica	g	5-11	0-1	0-0	0	1	1	1	10	5	2	0	0	30
14	Mason, Jailyn	g	4-5	4-4	0-0	0	1	1	0	12	1	0	0	1	36
33	Dungee, Chelsea	g	10-16	1-5	10-12	0	2	2	2	31	2	1	0	1	36
00	Gaulden, A'Tyanna		0-3	0-0	2-2	0	0	0	0	2	4	0	0	0	12
01	Northcross-Baker, Ra		0-0	0-0	0-0	0	2	2	0	0	0	1	0	0	6
22	Zimmerman, Bailey		0-1	0-1	0-0	0	1	1	0	0	0	0	0	1	4
24	Thomas, Taylah		3-4	0-0	0-0	1	1	2	2	6	0	2	0	0	15
	Team					3	2	5							
	Totals		32-57	7-16	15-17	7	17	24	11	86	13	9	1	6	200

1st - FG %:	10-18	55.6%	2nd: 8-12	66.7%	3rd: 9-16	56.3%	4th: 5-11	45.5%	Game: 32-57 56.1%
3FG %:	2-5	40.0%	1-4	25.0%	3-5	60.0%	1-2	50.0%	7-16 43.8%
FT %:	3-3	100.0%	6-6	100.0%	4-5	80.0%	2-3	66.7%	15-17 88.2%

Deadball Rebounds 0,2

GEORGIA 76 • 18-12

##	Player		Total FG-FGA	3-Ptr FG-FGA	FT-FTA	Rebounds Off	Def	Tot	PF	TP	A	TO	Blk	Stl	Min
04	Robinson, Caliya	f	8-10	2-2	1-2	5	4	9	2	19	1	3	3	0	31
00	Cole, Taja	g	7-19	2-4	1-2	3	4	7	2	17	10	1	0	0	40
02	Connally, Gabby	g	2-8	1-5	0-0	0	1	1	2	5	2	4	0	0	36
11	Caldwell, Maya	g	3-7	0-1	0-0	2	1	3	1	6	0	1	0	1	11
23	Morrison, Que	g	4-8	0-1	2-2	2	3	5	3	10	2	1	0	0	29
03	Paul, Stephanie		5-7	0-0	1-5	5	2	7	2	11	0	0	0	1	29
10	Hose, Caitlin		0-3	0-2	0-0	0	1	1	0	0	0	0	0	0	5
12	Hubbard, Kaila		2-6	0-4	0-0	1	0	1	1	4	0	1	0	0	10
14	Staiti, Jenna		2-2	0-0	0-0	0	2	2	2	4	0	1	0	0	9
	Team					1	1	2							
	Totals		33-70	5-19	5-11	19	19	38	15	76	15	12	3	2	200

1st - FG %:	9-20	45.0%	2nd: 7-18	38.9%	3rd: 10-15	66.7%	4th: 7-17	41.2%	Game: 33-70 47.1%
3FG %:	1-7	14.3%	1-6	16.7%	1-1	100.0%	2-5	40.0%	5-19 26.3%
FT %:	1-2	50.0%	0-2	0.0%	3-4	75.0%	1-3	33.3%	5-11 45.5%

Deadball Rebounds 5,1

Officials: MARK ZENTZ, BRIAN GARLAND, AMY BONNER
Technical fouls: ARKANSAS-None. GEORGIA-None.
Attendance:

Score by periods	1st	2nd	3rd	4th	Total
ARKANSAS	25	23	25	13	**86**
GEORGIA	20	15	24	17	**76**

Points	In Paint	Off T/O	2nd Chance	Fast Break	Bench
AR	36	14	8	0	8
UGA	44	15	19	0	19

Last FG - AR 4th-03:32, UGA 4th-00:22.
Largest lead - AR by 19 3rd-01:09, UGA by 4 1st-09:21.
AR led for 37:44. UGA led for 01:08. Game was tied for 01:08.

Score tied - 2 times.
Lead changed - 1 time.

Official Basketball Box Score -- Game Totals -- Final Statistics
ARKANSAS vs SOUTH CAROLINA
03/08/19 6:02 PM at BON SECOURS WELLNESS ARENA-GREENVILLE,SC

ARKANSAS 95 • 19-13

##	Player		Total FG-FGA	3-Ptr FG-FGA	FT-FTA	Rebounds Off	Def	Tot	PF	TP	A	TO	Blk	Stl	Min
10	Williams, Kiara	f	3-6	0-0	2-4	4	6	10	4	8	0	2	2	1	23
02	Tolefree, Alexis	g	5-10	4-9	4-4	0	2	2	1	18	0	0	2	1	33
03	Monk, Malica	g	5-13	1-2	5-7	0	2	2	2	16	6	3	0	3	31
14	Mason, Jailyn	g	5-9	4-6	0-0	1	3	4	4	14	1	1	0	0	33
33	Dungee, Chelsea	g	8-17	2-3	13-13	0	1	1	3	31	2	2	1	0	37
00	Gaulden, A'Tyanna		2-6	0-1	1-2	0	1	1	0	5	2	1	0	0	14
01	Northcross-Baker, Ra		1-1	0-0	0-0	0	1	1	0	2	0	0	0	0	5
13	Spangler, Grayce		0-0	0-0	0-0	0	0	0	0	0	0	0	0	0	0+
20	Stout, Sydney		0-0	0-0	0-0	0	0	0	0	0	0	0	0	0	0+
22	Zimmerman, Bailey		0-1	0-1	0-0	0	1	1	2	0	0	1	0	0	7
24	Thomas, Taylah		0-1	0-0	1-2	2	2	4	5	1	0	1	0	1	17
52	Doumbia, Rokia		0-0	0-0	0-0	0	0	0	0	0	0	0	0	0	0+
	Team					4	4	8							
	Totals		29-64	11-22	26-32	11	23	34	21	95	11	11	5	6	200

1st - FG %:	7-15	46.7%	2nd: 7-16	43.8%	3rd: 10-19	52.6%	4th: 5-14	35.7%	Game: 29-64 45.3%
3FG %:	2-3	66.7%	2-5	40.0%	5-8	62.5%	2-6	33.3%	11-22 50.0%
FT %:	6-8	75.0%	5-5	100.0%	5-5	100.0%	10-14	71.4%	26-32 81.3%

Deadball Rebounds 4,1

SOUTH CAROLINA 89 • 21-9

##	Player		Total FG-FGA	3-Ptr FG-FGA	FT-FTA	Rebounds Off	Def	Tot	PF	TP	A	TO	Blk	Stl	Min
35	Jennings, Alexis	f	5-10	0-0	6-9	3	4	7	4	16	0	1	0	0	30
01	Cuevas-Moore, Bianca	g	3-7	2-6	2-2	1	1	2	3	10	1	0	0	0	21
04	Cliney, Doniyah	g	0-4	0-1	0-0	2	7	9	0	0	2	2	1	0	32
10	Jackson, Bianca	g	3-4	1-2	0-0	2	1	3	1	7	0	2	0	0	15
52	Harris, Tyasha	g	9-17	2-7	4-4	0	3	3	5	24	6	0	0	2	39
00	Perry, Nelly		0-1	0-0	0-0	0	0	0	1	0	0	1	0	0	5
02	Cooper, Te'A		1-4	0-3	0-1	0	2	2	1	2	0	3	0	0	16
03	Henderson, Destanni		1-4	0-3	1-2	1	2	3	0	3	1	1	0	0	8
21	Herbert Harrigan,M		9-16	2-3	7-8	3	3	6	1	27	0	1	3	0	28
24	Grissett, Lele		0-1	0-0	0-0	0	1	1	5	0	0	0	0	0	6
	Team					3	0	3							
	Totals		31-68	7-25	20-26	15	24	39	21	89	10	11	4	2	200

1st - FG %:	9-17	52.9%	2nd: 6-14	42.9%	3rd: 12-20	60.0%	4th: 4-17	23.5%	Game: 31-68 45.6%
3FG %:	1-6	16.7%	0-6	0.0%	4-4	100.0%	2-9	22.2%	7-25 28.0%
FT %:	2-2	100.0%	6-8	75.0%	7-8	87.5%	5-8	62.5%	20-26 76.9%

Deadball Rebounds 4,2

Officials: FELICIA GRINTER, ROY GULBEYAN, FRANK STERATORE
Technical fouls: ARKANSAS-None. SOUTH CAROLINA-None.
Attendance:

Score by periods	1st	2nd	3rd	4th	Total
ARKANSAS	22	21	30	22	**95**
SOUTH CAROLINA	21	18	35	15	**89**

Points	In Paint	Off T/O	2nd Chance	Fast Break	Bench
AR	30	12	13	2	8
SC	32	10	13	6	32

Last FG - AR 4th-03:35, SC 4th-00:31.
Largest lead - AR by 11 2nd-04:13, SC by 5 1st-03:00.
AR led for 30:56. SC led for 07:30. Game was tied for 01:26.

Score tied - 2 times.
Lead changed - 8 times.

2018-19 BOX SCORES

Official Basketball Box Score -- Game Totals -- Final Statistics
ARKANSAS vs TEXAS A&M
03/09/19 7:27 PM at BON SECOURS WELLNESS ARENA-GREENVILLE,SC

ARKANSAS 58 • 20-13

##	Player		Total FG-FGA	3-Ptr FG-FGA	FT-FTA	Rebounds Off	Def	Tot	PF	TP	A	TO	Blk	Stl	Min
10	Williams, Kiara	f	0-2	0-0	0-0	1	1	2	0	0	0	1	3	1	24
02	Tolefree, Alexis	g	4-12	2-7	1-2	0	4	4	4	11	1	2	1	3	23
03	Monk, Malica	g	0-4	0-1	0-0	0	1	1	1	0	1	1	0	2	24
14	Mason, Jailyn	g	5-13	3-9	2-2	0	3	3	1	15	0	1	0	0	38
33	Dungee, Chelsea	g	5-14	3-6	4-4	1	3	4	3	17	3	7	0	0	37
00	Gaulden, A'Tyanna		3-5	0-0	0-0	1	1	2	1	6	3	2	0	1	16
01	Northcross-Baker, Ra		3-6	2-4	0-0	1	1	2	0	8	1	0	0	1	15
22	Zimmerman, Bailey		0-1	0-1	0-0	1	0	1	1	0	0	0	0	0	7
24	Thomas, Taylah		0-2	0-0	1-2	2	1	3	3	1	0	0	0	1	16
	Team					5	5	10							
	Totals		20-59	10-28	8-10	12	20	32	14	58	9	14	4	9	200

1st - FG %:	5-18	27.8%	2nd: 4-17	23.5%	3rd: 7-15	46.7%	4th: 4-9	44.4%	Game: 20-59	33.9%	Deadball
3FG %:	1-5	20.0%	2-9	22.2%	3-7	42.9%	4-7	57.1%	10-28	35.7%	Rebounds
FT %:	0-0	0.0%	0-0	0.0%	0-0	0.0%	8-10	80.0%	8-10	80.0%	2,1

TEXAS A&M 51 • 24-7

##	Player		Total FG-FGA	3-Ptr FG-FGA	FT-FTA	Rebounds Off	Def	Tot	PF	TP	A	TO	Blk	Stl	Min
31	Jones, N'dea	f	5-9	0-0	4-6	5	9	14	1	14	0	2	2	1	39
40	Johnson, Ciera	c	7-12	0-0	4-4	2	9	11	2	18	1	6	3	0	37
04	Washington, Shambria	g	1-7	0-2	0-0	0	3	3	3	2	2	1	0	0	39
11	Wells, Kayla	g	5-13	1-4	3-4	1	3	4	5	14	3	5	1	1	39
14	Walton, Jada	g	1-7	1-4	0-0	0	2	2	2	3	2	6	0	2	38
12	Rael-Whitsitt, Cheah		0-0	0-0	0-0	0	0	0	0	0	0	0	0	0	0+
15	Williams, Jasmine		0-0	0-0	0-0	0	0	0	1	0	0	1	0	0	4
23	Harrison, Lauren		0-1	0-1	0-0	0	0	0	0	0	0	0	0	0	1
34	Martin, Caylinne		0-0	0-0	0-0	0	0	0	1	0	0	0	0	0	3
	Team					2	0	2							
	Totals		19-49	2-11	11-14	10	26	36	15	51	8	21	6	4	200

1st - FG %:	7-12	58.3%	2nd: 4-14	28.6%	3rd: 6-14	42.9%	4th: 2-9	22.2%	Game: 19-49	38.8%	Deadball
3FG %:	2-5	40.0%	0-2	0.0%	0-1	0.0%	0-3	0.0%	2-11	18.2%	Rebounds
FT %:	3-4	75.0%	2-2	100.0%	4-6	66.7%	2-2	100.0%	11-14	78.6%	2,1

Officials: DEE KANTNER, GINA CROSS, PUALANI SPURLOCK
Technical fouls: ARKANSAS-None. TEXAS A&M-None.
Attendance: 5817

Score by periods	1st	2nd	3rd	4th	Total
ARKANSAS	11	10	17	20	**58**
TEXAS A&M	19	10	16	6	**51**

Points	In Paint	Off T/O	2nd Chance	Fast Break	Bench
AR	10	21	4	0	15
TAMU	26	14	10	4	0

Last FG - AR 4th-01:03, TAMU 4th-06:30.
Largest lead - AR by 7 4th-00:31, TAMU by 16 2nd-03:03.
AR led for 03:03. TAMU led for 36:31. Game was tied for 00:14.

Score tied - 1 time.
Lead changed - 1 time.

Official Basketball Box Score -- Game Totals -- Final Statistics
AR vs Mississippi State
03/10/19 2:06 PM at Greenville, SC (Bon Secours Arena)

AR 70 • 20-14

##	Player		Total FG-FGA	3-Ptr FG-FGA	FT-FTA	Rebounds Off	Def	Tot	PF	TP	A	TO	Blk	Stl	Min
10	WILLIAMS, Kiara	f	2-2	0-0	2-2	4	1	5	2	6	2	0	1	1	23
02	TOLEFREE, Alexis	g	3-13	2-9	2-2	0	2	2	3	10	0	2	0	2	22
03	MONK, Malica	g	2-8	1-1	0-0	0	2	2	1	5	1	2	0	2	25
14	MASON, Jailyn	g	3-7	2-5	0-0	1	3	4	1	8	0	1	1	0	34
33	DUNGEE, Chelsea	g	9-19	1-3	5-7	1	5	6	3	24	4	4	0	2	35
00	GAULDEN, A'Tyanna		1-6	0-1	0-0	0	0	0	1	2	4	3	0	0	14
01	NORTHCROSS-BAKER,		3-7	2-5	0-0	1	2	3	0	8	0	0	0	2	20
22	ZIMMERMAN, Bailey		1-4	1-4	0-0	0	1	1	0	3	0	0	0	0	9
24	THOMAS, Taylah		1-1	0-0	2-2	0	1	1	2	4	0	0	0	0	17
52	DOUMBIA, Rokia		0-0	0-0	0-0	1	0	1	0	0	0	0	0	0	1
	Team					2	0	2							
	Totals		25-67	9-28	11-13	10	17	27	13	70	11	12	2	9	200

1st - FG %:	6-18	33.3%	2nd: 6-16	37.5%	3rd: 8-16	50.0%	4th: 5-17	29.4%	Game: 25-67	37.3%	Deadball
3FG %:	2-8	25.0%	2-8	25.0%	3-5	60.0%	2-7	28.6%	9-28	32.1%	Rebounds
FT %:	0-1	0.0%	6-6	100.0%	1-2	50.0%	4-4	100.0%	11-13	84.6%	1

Mississippi State 101 • 30-2

##	Player		Total FG-FGA	3-Ptr FG-FGA	FT-FTA	Rebounds Off	Def	Tot	PF	TP	A	TO	Blk	Stl	Min
05	HOWARD,ANRIEL	f	4-9	0-1	3-4	1	3	4	3	11	0	2	0	0	18
15	MCCOWAN,TEAIRA	c	11-15	0-0	2-3	3	11	14	2	24	3	0	3	0	35
02	ESPINOZA-HUNTE,AND	g	8-11	8-11	0-0	0	1	1	0	24	1	0	0	1	29
10	HOLMES,JAZZMUN	g	1-2	0-0	2-2	0	5	5	1	4	12	1	1	0	34
24	DANBERRY,JORDAN	g	7-13	0-0	0-0	1	5	6	4	14	4	6	2	1	33
01	TAYLOR,MYAH		0-0	0-0	0-0	0	1	1	1	0	2	0	0	0	6
04	CARTER,JESSIKA		0-1	0-0	0-0	0	1	1	0	0	0	0	0	0	5
11	WIGGINS,XARIA		2-3	0-1	0-0	0	3	3	2	4	4	2	0	0	15
23	SCOTT,BRE'AMBER		7-9	4-5	2-2	1	2	3	3	20	2	2	0	1	22
25	CAMPBELL,ZION		0-1	0-0	0-0	0	1	1	0	0	0	0	0	0	4
	Team					1	0	1							
	Totals		40-64	12-18	9-11	7	33	40	16	101	28	13	6	3	201

1st - FG %:	11-15	73.3%	2nd: 12-17	70.6%	3rd: 8-18	44.4%	4th: 9-14	64.3%	Game: 40-64	62.5%	Deadball
3FG %:	2-3	66.7%	2-3	66.7%	4-8	50.0%	4-4	100.0%	12-18	66.7%	Rebounds
FT %:	4-5	80.0%	0-0	0.0%	5-6	83.3%	0-0	0.0%	9-11	81.8%	2

Officials: BEVERLY ROBERTRS, DENISE BROOKS, MARK ZENTZ
Technical fouls: AR-None. Mississippi State-None.
Attendance: 5771

Score by periods	1st	2nd	3rd	4th	Total
AR	14	20	20	16	**70**
Mississippi State	28	26	25	22	**101**

Points	In Paint	Off T/O	2nd Chance	Fast Break	Bench
AR	26	14	4	2	17
MS	50	23	12	4	24

Last FG - AR 4th-01:30, MS 4th-00:40.
Largest lead - AR by 4 1st-06:27, MS by 31 4th-00:40.
AR led for 03:26. MS led for 37:35. Game was tied for 01:17.

Score tied - 2 times.
Lead changed - 3 times.

Official Basketball Box Score -- Game Totals -- Final Statistics
HOUSTON vs AR
03/21/19 7 p.m. at Fayetteville, Ark. (Bud Walton Arena)

HOUSTON 80 • 15-16

##	Player		Total FG-FGA	3-Ptr FG-FGA	FT-FTA	Rebounds Off	Def	Tot	PF	TP	A	TO	Blk	Stl	Min
02	BARNES, Octavia	f	8-18	3-8	0-0	3	4	7	3	19	4	4	0	0	43
03	BRANCH, Dorian	f	4-11	0-5	2-4	1	4	5	4	10	2	2	0	2	43
12	OKOENE, Alyssa	f	0-3	0-0	0-0	0	2	2	3	0	0	1	1	0	15
00	HARRIS, Angela	g	6-17	4-14	0-0	0	7	7	4	16	2	4	0	2	32
23	HAWKINS, Serithia	g	4-11	0-2	2-2	4	4	8	4	10	1	2	0	1	39
05	GLADNEY, Dymond		0-4	0-2	0-0	0	0	0	3	0	2	2	0	1	12
30	HILL, Tatyana		5-6	0-0	0-2	1	6	7	3	10	0	2	1	1	15
33	BLACKSHELL-FAIR, Jul		4-6	0-0	7-7	2	3	5	4	15	2	1	1	2	26
	Team					2	1	3				1			
	Totals		31-76	7-31	11-15	13	31	44	28	80	13	19	3	9	225

1st - FG %:	8-20	40.0%	2nd: 7-16	43.8%	3rd: 8-18	44.4%	4th: 7-15	46.7%	Game: 31-76	40.8%	Deadball
3FG %:	2-6	33.3%	2-7	28.6%	2-8	25.0%	0-5	0.0%	7-31	22.6%	Rebounds
FT %:	1-1	100.0%	1-2	50.0%	2-2	100.0%	3-6	50.0%	11-15	73.3%	3

AR 88 • 21-14

##	Player		Total FG-FGA	3-Ptr FG-FGA	FT-FTA	Rebounds Off	Def	Tot	PF	TP	A	TO	Blk	Stl	Min
10	WILLIAMS, Kiara	c	7-7	0-0	1-3	3	5	8	3	15	1	3	5	0	26
02	TOLEFREE, Alexis	g	1-7	0-5	6-7	0	1	1	2	8	1	1	0	1	25
03	MONK, Malica	g	4-13	2-5	3-3	1	3	4	4	13	2	2	0	2	39
14	MASON, Jailyn	g	4-9	0-3	0-0	1	5	6	0	8	1	2	0	4	40
33	DUNGEE, Chelsea	g	10-19	2-3	15-17	0	5	5	4	37	1	3	0	1	44
00	GAULDEN, A'Tyanna		0-0	0-0	0-0	0	0	0	1	0	1	5	0	1	6
01	NORTHCROSS-BAKER,		1-6	0-4	0-0	0	1	1	1	2	1	2	0	2	23
22	ZIMMERMAN, Bailey		0-0	0-0	0-0	0	2	2	0	0	1	0	0	0	3
24	THOMAS, Taylah		1-2	0-0	3-4	2	3	5	2	5	0	0	1	0	19
	Team					1	6	7							
	Totals		28-63	4-20	28-34	8	31	39	17	88	9	18	6	11	225

1st - FG %:	8-16	50.0%	2nd: 3-11	27.3%	3rd: 9-16	56.3%	4th: 4-12	33.3%	Game: 28-63	44.4%	Deadball
3FG %:	3-7	42.9%	0-6	0.0%	0-1	0.0%	1-4	25.0%	4-20	20.0%	Rebounds
FT %:	2-4	50.0%	9-10	90.0%	4-6	66.7%	6-6	100.0%	28-34	82.4%	2,2

Officials: Eric Baker, Randy Robertson, Blanca Burns
Technical fouls: HOUSTON-None. AR-None.
Attendance: 3689
WNIT First Round
Tickets Scanned: 3,021

Score by periods	1st	2nd	3rd	4th	OT	Total
HOUSTON	19	17	20	17	7	**80**
AR	21	15	22	15	15	**88**

Points	In Paint	Off T/O	2nd Chance	Fast Break	Bench
HOU	42	17	20	6	25
AR	40	15	6	18	7

Last FG - HOU OT-00:25, AR OT-00:33.
Largest lead - HOU by 3 1st-09:13, AR by 9 OT-00:33.
HOU led for 06:16. AR led for 31:33. Game was tied for 07:11.

Score tied - 13 times.
Lead changed - 9 times.

Official Basketball Box Score -- Game Totals -- Final Statistics
UAB vs AR
03/24/19 2 p.m. at Fayetteville, Ark. (Bud Walton Arena)

UAB 52 • 26-7

##	Player		Total FG-FGA	3-Ptr FG-FGA	FT-FTA	Rebounds Off	Def	Tot	PF	TP	A	TO	Blk	Stl	Min
13	THOMAS, Katelynn	f	9-13	0-0	2-4	0	4	4	4	20	0	0	0	0	18
32	CHILDRESS, Rachael	f	1-4	0-3	0-0	0	2	2	0	2	0	2	0	0	14
00	BARNES, Miyah	g	1-9	0-3	0-0	0	4	4	3	2	1	1	0	0	28
03	VENDRELL, Angela	g	3-10	0-2	0-0	1	2	3	1	6	4	1	1	0	27
20	KUZMANIC, Deanna	g	2-8	0-3	3-4	0	5	5	1	7	5	1	0	2	36
01	WHITLEY, Margaret		0-2	0-2	1-2	0	2	2	0	1	1	1	0	0	10
04	ROLDAN, Talia		0-0	0-0	0-0	0	1	1	1	0	1	0	0	0	4
05	FRASCO, Emily		0-2	0-2	0-0	0	0	0	0	0	0	0	0	0	4
10	ROSENFELDT, Sara		0-2	0-0	1-2	0	0	0	4	1	0	0	0	0	9
22	GARLAND, Maya		2-6	2-5	0-0	1	3	4	0	6	0	1	0	1	13
23	KERSTEIN, Lea		1-4	1-4	0-0	1	1	2	0	3	0	0	0	0	20
34	JOHNSON, Imani		1-7	0-0	2-4	3	2	5	4	4	1	2	0	1	17
	Team					2	3	5							
	Totals		20-67	3-24	9-16	8	29	37	18	52	13	9	1	4	200

1st - FG %:	5-15	33.3%	2nd: 4-18	22.2%	3rd: 4-16	25.0%	4th: 7-18	38.9%	Game: 20-67	29.9%	Deadball
3FG %:	0-4	0.0%	0-6	0.0%	0-2	0.0%	3-12	25.0%	3-24	12.5%	Rebounds
FT %:	0-1	0.0%	4-6	66.7%	5-8	62.5%	0-1	0.0%	9-16	56.3%	5

AR 100 • 22-14

##	Player		Total FG-FGA	3-Ptr FG-FGA	FT-FTA	Rebounds Off	Def	Tot	PF	TP	A	TO	Blk	Stl	Min
10	WILLIAMS, Kiara	f	4-5	0-0	0-0	2	5	7	3	8	0	0	1	1	18
02	TOLEFREE, Alexis	g	6-8	5-6	0-0	0	8	8	1	17	3	0	0	0	23
03	MONK, Malica	g	6-11	2-4	1-2	2	0	2	0	15	2	0	0	1	22
14	MASON, Jailyn	g	4-8	3-4	0-0	0	2	2	3	11	2	0	0	0	22
33	DUNGEE, Chelsea	g	4-9	0-1	5-6	1	4	5	1	13	1	2	0	0	24
00	GAULDEN, A'Tyanna		3-7	0-1	1-1	1	2	3	0	7	4	3	0	0	19
01	NORTHCROSS-BAKER,		1-2	1-2	0-0	0	1	1	2	3	0	0	0	0	13
13	SPANGLER, Grayce		3-5	3-5	0-0	0	0	0	0	9	0	0	0	0	8
20	STOUT, Sydney		0-1	0-1	1-2	1	4	5	0	1	1	0	0	0	10
22	ZIMMERMAN, Bailey		4-9	1-4	2-3	1	5	6	1	11	0	1	1	1	16
24	THOMAS, Taylah		1-2	0-0	1-2	0	6	6	4	3	0	0	1	0	12
52	DOUMBIA, Rokia		1-5	0-2	0-0	1	2	3	1	2	3	1	0	0	13
	Team					2	2	4							
	Totals		37-72	15-30	11-16	11	41	52	16	100	16	7	3	3	200

1st - FG %:	11-22	50.0%	2nd: 9-18	50.0%	3rd: 11-14	78.6%	4th: 6-18	33.3%	Game: 37-72	51.4%	Deadball
3FG %:	3-6	50.0%	6-10	60.0%	3-5	60.0%	3-9	33.3%	15-30	50.0%	Rebounds
FT %:	1-2	50.0%	2-4	50.0%	6-6	100.0%	2-4	50.0%	11-16	68.8%	0

Officials: Bill Larance, Metta Roberts, Eric Koch
Technical fouls: UAB-None. AR-None.
Attendance: 3939
Tickets Scanned: 3868

Score by periods	1st	2nd	3rd	4th	Total
UAB	10	12	13	17	**52**
AR	26	26	31	17	**100**

Points	In Paint	Off T/O	2nd Chance	Fast Break	Bench
UAB	28	7	4	2	15
AR	36	12	17	12	36

Last FG - UAB 4th-00:35, AR 4th-00:43.
Largest lead - UAB by 1 1st-06:53, AR by 51 4th-00:43.
UAB led for 00:17. AR led for 39:05. Game was tied for 00:38.

Score tied - 0 times.
Lead changed - 2 times.

2018-19 BOX SCORES

Official Basketball Box Score -- Game Totals -- Final Statistics

TCU vs AR

03/28/19 7 p.m. at Fayetteville, Ark. (Bud Walton Arena)

TCU 82 • 23-10

##	Player		Total FG-FGA	3-Ptr FG-FGA	FT-FTA	Rebounds Off	Def	Tot	PF	TP	A	TO	Blk	Stl	Min
00	OKONKWO, Amy	f	10-21	4-7	12-13	4	10	14	1	36	1	5	0	2	34
22	MOORE, Jordan	c	3-6	0-0	1-2	4	2	6	3	7	0	3	0	0	16
15	WOODS, Jayde	g	4-8	2-3	0-0	1	5	6	3	10	2	0	0	0	36
20	HEARD, Lauren	g	2-12	0-2	8-8	0	5	5	3	12	2	5	0	1	33
25	RAY, Kianna	g	2-8	1-4	0-0	1	3	4	1	5	3	0	3	2	39
01	PAYNE, Ryann		0-1	0-1	0-0	0	0	0	0	0	0	0	0	0	2
05	MORRIS, Yummy		0-1	0-0	0-0	1	0	1	0	0	0	0	0	0	4
24	VANN, Dakota		0-2	0-1	0-0	0	1	1	2	0	1	1	0	0	9
33	AKOMOLAFE, Adeola		5-8	0-0	2-2	5	2	7	2	12	3	1	0	2	27
	Team					0	1	1							
	Totals		26-67	7-18	23-25	16	29	45	15	82	12	15	3	7	200

1st - FG %:	7-15	46.7%	2nd:	6-20	30.0%	3rd:	6-17	35.3%	4th:	7-15	46.7%	Game:	26-67	38.8%	Deadball
3FG %:	1-4	25.0%		1-7	14.3%		2-3	66.7%		3-4	75.0%		7-18	38.9%	Rebounds
FT %:	3-4	75.0%		8-8	100.0%		3-3	100.0%		9-10	90.0%		23-25	92.0%	2,1

AR 78 • 22-15

##	Player		Total FG-FGA	3-Ptr FG-FGA	FT-FTA	Rebounds Off	Def	Tot	PF	TP	A	TO	Blk	Stl	Min
10	WILLIAMS, Kiara	c	4-4	0-0	0-0	1	5	6	1	8	1	1	2	1	29
02	TOLEFREE, Alexis	g	3-10	1-5	2-3	0	5	5	2	9	1	3	0	2	25
03	MONK, Malica	g	8-16	2-4	0-0	1	5	6	3	18	2	2	0	0	37
14	MASON, Jailyn	g	6-9	4-6	1-2	1	3	4	4	17	4	3	1	3	39
33	DUNGEE, Chelsea	g	7-17	3-4	5-6	0	1	1	4	22	4	2	1	2	38
00	GAULDEN, A'Tyanna		1-4	0-0	0-0	1	0	1	2	2	1	1	0	0	5
01	NORTHCROSS-BAKER,		0-3	0-2	0-0	0	1	1	3	0	2	0	0	0	11
22	ZIMMERMAN, Bailey		0-1	0-0	0-0	0	0	0	2	0	0	0	0	0	5
24	THOMAS, Taylah		0-1	0-0	2-4	1	3	4	0	2	0	0	1	1	11
52	DOUMBIA, Rokia		0-0	0-0	0-0	0	0	0	0	0	0	0	0	0	0+
	Team					2	1	3							
	Totals		29-65	10-21	10-15	7	24	31	21	78	15	12	5	9	200

1st - FG %:	9-15	60.0%	2nd:	8-16	50.0%	3rd:	5-19	26.3%	4th:	7-15	46.7%	Game:	29-65	44.6%	Deadball
3FG %:	3-5	60.0%		3-4	75.0%		2-7	28.6%		2-5	40.0%		10-21	47.6%	Rebounds
FT %:	4-6	66.7%		0-2	0.0%		2-2	100.0%		4-5	80.0%		10-15	66.7%	4,1

Officials: Amy Bonner, Doug Knight, Angelica Suffren
Technical fouls: TCU-None. AR-None.
Attendance: 5287
WNIT Third Round
Tickets Scanned: 4,718

Score by periods	1st	2nd	3rd	4th	Total
TCU	18	21	17	26	**82**
AR	25	19	14	20	**78**

Points	In Paint	Off T/O	2nd Chance	Fast Break	Bench
TCU	32	7	15	5	12
AR	26	13	7	11	4

Last FG - TCU 4th-01:04, AR 4th-00:14.
Largest lead - TCU by 7 4th-00:46, AR by 8 2nd-05:59.
TCU led for 04:38. AR led for 30:41. Game was tied for 04:40.

Score tied - 2 times.
Lead changed - 3 times.

DOUBLE DOUBLES (SINCE 2002-03)

2018-19

WILLIAMS, Kiara

12 pts	11 reb	at Abilene Christina	12/8/18
13 pts	10 reb	at Ole Miss	1/6/19
14 pts	17 reb	at No. 17 Kentucky	2/17/19

ZIMMERMAN, Bailey

11 pts	11 reb	vs Pittsburgh	11/24/18

2017-18

COSPER, Devin

17 pts	12 reb	SHSU	11/10/17
21 pts	10 reb	at ORU	11/20/17
17 pts	11 reb	vs NMSU	11/25/17
25 pts	14 reb	Charlotte	12/7/17
11 pts	11 reb	Tulsa	12/10/17
18 pts	11 reb	Ole Miss	12/31/17
24 pts	13 reb	Alabama	1/7/18

MONK, Malica

10 pts	10 ast	Grambling	12/28/17

WILLIAMS, Kiara

11 pts	11 reb	vs NMSU	11/25/17
12 pts	16 reb	Grambling	12/28/17
15 pts	14 reb	at Auburn	1/14/18
25 pts	10 reb	vs Vanderbilt	2/28/18

2016-17

COOLEY, Alecia

11 pts	10 reb	Memphis	11/25/17
11 pts	11 reb	Auburn	2/26/17

JACKSON, Jessica

14 pts	12 reb	Auburn	2/26/17
11 pts	10 reb	at Vanderbilt	2/23/17
11 pts	10 reb	at Ole Miss	1/1/17
34 pts	10 reb	Houston Baptist	12/28/16

MASON, Jailyn

10 pts	10 ast	at Ole Miss	1/1/17
10 pts	11 ast	Houston Baptist	12/28/16

2015-16

COOLEY, Alecia

12 pts	**10 reb**	**MISSOURI STATE**	**12/02/15**
12 pts	**10 reb**	**#24 MISSOURI**	**01/17/16**
11 pts	**10 reb**	**FLORIDA**	**01/28/16**

DANBERRY, Jordan

12 pts	**10 ast**	**ALABAMA**	**02/18/16**

JACKSON, Jessica

13 pts	**10 reb**	**SE LOUISIANA**	**11/13/15**
20 pts	**13 reb**	**SHSU**	**11/15/15**
15 pts	**12 reb**	**at Butler**	**12/13/15**
16 pts	**10 reb**	**FLORIDA**	**01/28/16**

WOLFF, Melissa

10 pts	**10 reb**	**at Butler**	**12/13/15**
20 pts	**20 reb**	**NEW ORLEANS**	**12/30/15**
11 pts	**10 reb**	**#24 MISSOURI**	**01/17/16**

2014-15

BOWEN, Jhasmin

12 pts	10 reb	NICHOLLS	11/14/14
17 pts	12 reb	at Tulsa	12/14/14
11 pts	10 reb	at Missouri	3/1/15

BROOKS, Kelsey

19 pts	12 reb	NW STATE	11/23/14

JACKSON, Jessica

19 pts	12 reb	SAVANNAH STATE	11/16/14
18 pts	10 reb	#5/8 TEXAS A&M	1/4/15
14 pts	11 reb	at Alabama	02/01/15
17 pts	13 reb	LSU	02/22/15
19 pts	11 reb	at Missouri	3/1/15

WOLFF, Melissa

17 pts	13 reb	NICHOLLS	11/14/14
14 pts	10 reb	SAVANNAH STATE	11/16/14
15 pts	11 reb	vs Richmond	11/29/14
12 pts	10 reb	GRAMBLING STATE	12/29/14
10 pts	10 reb	#7/8 TENNESSEE	01/11/15
13 pts	15 reb	at #22/25 NWestern	03/19/15

2013-14

BERNA, Calli

12 pts	11 ast	vs Southeast Missouri	11-29-13

BOWEN, Jhasmin

15 pts	12 reb	NWLA	12-7-13

JACKSON, Jessica

18 pts	11 reb	TENNESSEE TECH	12-20-13
23 pts	10 reb	at Florida	01-09-14
31 pts	10 reb	OLE MISS	01-19-14
19 pts	12 reb	AUBURN	02-02-14
21 pts	11 reb	vs OLE MISS	03-05-14

PEAK, Keira

10 pts	10 reb	at #19/18 LSU	02-23-14

WOLFF, Melissa

14 pts	12 reb	at Mizzou	01-05-14
11 pts	10 reb	MISSOURI	03-02-14

2012-13

BERNA, Calli

12 pts	11 ast	at Alabama	02/10/13

BOWEN, Jhasmin

14 pts	10 reb	JACKSON STATE	11/9/12
13 pts	10 reb	at Oral Roberts	11/19/12

PEAK, Keira

17 pts	14 reb	at Tulsa	11/15/12
24 pts	10 reb	vs Oregon	11/25/12
10 pts	10 reb	#17 KANSAS	12/6/12

WATKINS, Sarah

22 pts	10 reb	COPPIN STATE	12/28/12
12 pts	10 reb	TULANE	03/24/13

WILLIAMS, Quistelle

12 pts	10 reb	at Tulsa	11/15/12
10 pts	11 reb	COPPIN STATE	12/28/12
13 pts	12 reb	LSU	01/10/13
16 pts	14 reb	at Mississippi State	02/03/13
12 pts	11 reb	at Alabama	02/10/13
12 pts	11 reb	MEMPHIS	03/21/13

2011-12

DANIELS, Ashley

10 pts	14 reb	at Mississippi State	01-26-12
10 pts	16 reb	MISSISSIPPI STATE	02-19-12

ROBINSON, Dominique

12 pts	13 reb	TEXAS-ARLINGTON	11-16-11

2010-11

DANIELS, Ashley

12 pts	11 reb	TENNESSEE STATE	11-23-10
17 pts	11 reb	vs High Point	11-26-10
15 pts	10 reb	FURMAN	12-28-10
22 pts	11 reb	AUBURN	02-13-11
10 pts	10 reb	at Ole Miss	2-17-11
16 pts	10 reb	SIU-EDWARDSVILLE	03-10-11
11 pts	13 reb	LAMAR	03-17-11

RICKETTS, C'eira

20 pts	11 reb	at UTAH	12-04-10
12 pts	11 reb	at Ole Miss	2-17-11

WATKINS, Sarah

22 pts	10 reb	ORAL ROBERTS	12-16-10
10 pts	10 reb	at LSU	01-27-11
16 pts	14 reb	at Georgia	02-03-11
10 pts	10 reb	SOUTH CAROLINA	02-06-11
12 pts	10 reb	AUBURN	02-13-11
25 pts	14 reb	LAMAR	03-17-11

2009-10

DANIELS, Ashley

16 pts	17 reb	SAM HOUSTON STATE	12-29-09

WILLIAMS, Quistelle

13 pts	11 reb	at South Carolina	02-14-10

2008-09

BRERETON, Ayana

10 pts	12 reb	at Mississippi State	01/25/09

JONES, Whitney

12 pts	11 reb	at Memphis	12/03/08
22 pts	10 reb	NORTH DAKOTA	12/09/08
10 pts	17 reb	at Vanderbilt	01/29/09
23 pts	10 reb	at Auburn	03/01/09
19 pts	10 reb	vs Ole Miss	03/05/09
22 pts	11 reb	OKLAHOMA STATE	03/23/09

McCRAY, Ashley

20 pts	15 reb	at Vanderbilt	01/29/09

RICKETTS, C'eira

15 pts	10 reb	at Memphis	12/03/08
13 pts	10 ast	at Georgia	02/08/09
11 pts	12 reb	at Florida	02/19/09
16 pts	10 reb	vs Ole Miss	03/05/09

TRIPLE DOUBLE

RICKETTS, C'eira

14 pts, 13 reb, 12 ast		AUBURN	01/18/09

2007-08

BRERETON, Ayana

11 pts	11 reb	MISSISSIPPI STATE	01-27-08
23 pts	11 reb	AUBURN	02-10-08

ERVIN, Lauren

17 pts	10 reb	vs Georgia Southern	11-23-07
20 pts	16 reb	at Missouri	11-28-07
15 pts	12 reb	CLEMSON	12-02-07
19 pts	15 reb	SAM HOUSTON	12-04-07
23 pts	12 reb	ST. LOUIS	12-15-07
23 pts	13 reb	MEMPHIS	12-18-07
16 pts	13 reb	vs Delaware	12-29-07
16 pts	16 reb	vs Marquette	12-30-07
11 pts	11 reb	TEXAS TECH	01-05-08

JONES, Whitney

17 pts	12 reb	at Missouri	11-28-07
11 pts	10 reb	TEXAS TECH	01-05-08
16 pts	10 reb	FLORIDA	01-20-08

PFEIFER, Sarah

13 pts	11 reb	vs Northwestern St	12-13-07

VAUGHN, Brittney

16 pts	10 ast	KENTUCKY	02-24-08

2006-07

ERVIN Lauren

13 pts	11 reb	at Clemson	11/10/06
18 pts	13 reb	WICHITA STATE	11/20/06
13 pts	12 reb	PORTLAND STATE	12/01/06
11 pts	17 reb	SMU	12/13/06
17 pts	16 reb	CINCINNATI	12/28/06
12 pts	14 reb	at Saint Louis	12/30/06
19 pts	13 reb	at Auburn	01/14/07
20 pts	10 reb	ALABAMA	01/18/07
10 pts	20 reb	at Florida	01/21/07
22 pts	12 reb	MISSISSIPPI	02/04/07
11 pts	10 reb	at Kentucky	02/18/07
11 pts	11 reb	TENNESSEE	02/22/07
14 pts	12 reb	at Georgia	02/25/07
12 pts	11 reb	vs Kentucky	03/01/07

PFEIFER, Sarah

15 pts	12 reb	at Miss State	02/01/07

VAUGHN, Brittney

12 pts	10 ast	SMU	12/13/06
13 pts	10 ast	at Saint Louis	12/30/06

2005-06

HOBBS, Melissa

19 pts	11 reb	TULSA	12/1/05

JONES, Whitney

21 pts	10 reb	UMKC	12/4/05

MOORE, Kristin

14 pts	14 reb	vs Nicholls State	12/15/05
15 pts	10 reb	at Miss State	1/5/06

2004-05

VAUGHN, Rochelle

11 pts	10 reb	Missouri Southern	11/11/05

HOBBS, Melissa

19 pts	11 reb	Tulsa	12/1/05

JONES, Whitney

21 pts	10 reb	UMKC	12/4/05

MOORE, Kristin

14 pts	14 reb	Nicholls State	12/15/05
15 pts	10 reb	at Mississippi State	1/5/06

2003-04

CHRISTON, Shameka

28 pts	11 reb	at Wichita State	11/21/03
14 pts	10 reb	at Loyola Marymount	11/29/03
21 pts	10 reb	at Western Kentucky	11/3/03
28 pts	10 reb	at No. 21/18 TCU	12/6/03
21 pts	10 reb	at Tulsa	12/9/03
20 pts	10 reb	vs. Mississippi State	3/4/04

MOORE, Kristin

16 pts	13 reb	at SFA	12/28/03
10 pts	10 reb	at Mississippi State	2/1/04
17 pts	12 reb	vs. Mississippi State	3/4/04

VADEN, Ruby

20 pts	10 reb	McNeese State	12/30/03

VAUGHN, Rochelle

11 pts	12 ast	Georgia	2/8/04

2002-03

CHRISTON, Shameka

19 pts	11 reb	vs. No. 1 Duke	11/30/02
14 pts	10 reb	at Memphis	1/9/03
15 pts	12 reb	at South Carolina	2/16/03

VADEN, Ruby

14 pts	11 reb	vs. Northwestern State	11/6/02

CHERRY, Dana

14 pts	10 reb	vs. SW Missouri	12/19/02
13 pts	12 reb	vs. LSU	1/19/03
17 pts	10 reb	at Alabama	2/2/03

RECORDS AND STATS

INDIVIDUAL RECORDS

CAREER

Games	131, Amy Wright (1998–02); Wendi Willits (1997–01)
Consecutive Games Played	131, Amy Wright (1998–2002)
Games Started	128, C'eira Ricketts (2008–12)^
Consecutive Games Started	127, C'eira Ricketts (2009–2012)
Minutes	4,239, Calli Berna (2010–15)^
Minutes Per Game	34.6, India Lewis (65 games) (2001–03)^
Points	2,073, Bettye Fiscus (1981–85)
Scoring Average	18.5, (2,073p–112g) Bettye Fiscus (1981–85)
Field Goals	794, Bettye Fiscus (1981–85)
Field Goal Attempts	1,641, Shameka Christon (2000–04)
Field Goal	.609 (667–1,096), Delmonica DeHorney (1987–91)
3–Point Field Goals	316, Wendi Willits (1997–2001)
3–Point Field Goal Attempts	858, Lyndsay Harris (2009–12)
3–Point Field Goal	.416 (112–291), Amber Nicholas (1988–92)
Free Throws	485, Bettye Fiscus (1981–85)
Free Throw Attempts	648, Delmonica DeHorney (1987–91)
Free Throw	.845 (174–206), Amber Nicholas (1988–92) (min. 200 att.)
Rebounds	1,013, Shelly Wallace (1985–89)
Offensive Rebounds	311, Melissa Wolff (311o–418d), 2012–16^
Defensive Rebounds	517, Jessica Jackson (233o–517d), 2013–17^
Rebounding Average	10.5 (495r–47g), Lauren Ervin (2006–08) Previous: 8.5 (1,013r–119g), Shelly Wallace (85–89)
Assists	717, Amy Wright (1998–2002)
Assists Per Game	5.7 (332a–58g), Donna Wilson (1987–89)
Blocked Shots	235, Delmonica DeHorney (1987–91)
Steals	320, C'eira Ricketts (2009–2012
Turnovers	447, Amy Wright (1998–2002)
Personal Fouls	344, Lyndsay Harris (2009–2012)

SEASON

Games Played	37, six players (2018–19)
Games Started	37, **Chelsea Dungee** (2018–19); Malica Monk (2018–19); **Kiara Williams** (2018–19)^
Minutes	**1,227, Chelsea Dungee** (2018–19)^
Minutes Per Game	37.2, Calli Berna (32 games), 2014–15^
Points	759, **Chelsea Dungee** (2018–2019)
Scoring Average	23.1, (692p–30g) Shelly Wallace (1988–89)
Field Goals	267, Shelly Wallace (1988–89)
Field Goal Attempts	574, **Chelsea Dungee** (2018–19)
Field Goal	.632 (227–359), Delmonica DeHorney (1990–91)
3–Point Field Goals	104, Wendi Willits (1998–99)
Consecutive	12, Wendi Willits (3 g, 1999–2000)
3–Point Field Goal Attempts	234, India Lewis (2002–03)
3–Point Field Goal Pct.	.477 (41–86), Amber Nicholas (1990–91)
Free Throws	229, **Chelsea Dungee** (2018–19)
Free Throw Attempts	275, **Chelsea Dungee** (2018–19)
Free Throw	.899 (134–149), Christy Smith (1994–95) (min. 100 att.) Ranked No. 1 in the nation, Division I, 1994–95
Rebounds	381, Shelly Wallace (1988–89)
Offensive Rebounds	129, Lauren Ervin (129o–190d), 2006–07^
Defensive Rebounds	190, Lauren Ervin (129o–190d), 2006–07^
Rebounding Average	12.7 (381r–30g), Shelly Wallace (1988–89)
Assists	208, Calli Berna (2012–13)
Assists Per Game	6.8 (205a–30 g), Calli Berna (13–14)
Blocked Shots	83, Delmonica DeHorney (1989–90)
Steals	95, Tracy Webb (1986–87)
Turnovers	135, Tracy Webb (1986–87)
Personal Fouls	106, Connie Fitzgerald (1979–80)

GAME

Points	44, Shelly Wallace (vs. ORU, 12–12–88)
Field Goals	16, Shameka Christon (vs. Vandy, 3–2–02), Shelly Wallace (vs. ORU., 12–12–88)
Field Goal Attempts	28, Malica Monk (vs. Florida, 1–18–18)
Field Goal (min 10 FGM)	1.000 (10–10), Lanell Dawson (vs. Baylor, 2–26–86)
3–Point Field Goals	9, Wendi Willits (at Georgia, 2–21–99)
3–Point Field Goal Attempts	18, Dominique Washington (Tennessee, 2–22–97)
3–Point Field Goal (min 5)	1.000 (6–6) Kimberly Wilson (vs. Butler, 1–10–94)
Free Throws	17, **Chelsea Dungee** (vs. Auburn, 2–10–19)
Free Throw Attempts	20, Shelly Wallace (vs. Houston, 3–4–89); 20, Kelsey Brooks (vs. Oklahoma, 12–21–14)
Free Throw	(Min. 10) 1.000 (16–16), Christy Smith (vs. Ohio State, 11–19–95) Best single game in Division I, 1995–96 season
Rebounds	22, Shelly Wallace (vs. SMU, 2–13–88)
Offensive Rebounds	12 Yolanda Dickson (vs. Auburn, 1–22–94) Blair Savage (vs. Oklahoma, 12–12–89)
Defensive Rebounds	16, Shelly Wallace (vs. Texas A&M, 1–17–89; vs. SMU, 2–15–89)
Assists	18, Donna Wilson (vs. Houston, 3–2–88)
Blocked Shots	9, Robyn Irwin (vs. SWMS, 12–19–88)
Steals	12, Amanda Holley (vs. TCU, 1–11–83)
Turnovers	21, Debbie Roe (vs. SW Mo. St., 1–29–77)
Personal Fouls	5, by 477 players through 2017–18 season

HALF

Points	32, Chelsea Dungee (vs. Auburn. 2–10–19)
Field Goals	10, Shameka Christon (vs. LSU, 2–10–02)
Field Goal Attempts	16, Bettye Fiscus (vs. Ak–Anch., 2–21–83)
Field Goal (Min. 5 FGM)	1.000 (8–8), Dominique Robinson (Texas So., 12–21–12) (7–7), Delmonica DeHorney (vs. UH, 2–6–91)
3–Point Field Goals	7, Chrisstasia Walter (at ORU, 3–23–11)
3–Point Field Goal Attempts	12, Chrisstasia Walter (at ORU, 3–23–11)
3–Point Field Goal	1.000 (5–5), Christy Smith (vs. Georgia, 1–8–95)
Free Throws	17, Chelsea Dungee (vs. Auburn. 2–10–19)
Free Throw Attempts	19, Chelsea Dungee (vs. Auburn. 2–10–19)
Free Throw Pct.	1.000 (12–12), Christy Smith (vs. Ohio St., 11–19–95)
Rebounds	14, Blair Savage (vs. Oklahoma, 12–12–89)

QUARTER

Points	17, Chelsea Dungee (vs. Auburn. 2–10–19)
Field Goals	6, Jessica Jackson (Tulsa, 11–23–15)*
Field Goal Attempts	12, Jessica Jackson (vs. Tulsa, 11–23–15)
3–Point Field Goals	4, Raven Northcross–Baker (UTA, 12–17–18)
3–Point Field Goal Attempts	11, Devin Cosper (at Nebraska, 11–16–17)
Free Throws	9, Chelsea Dungee (vs. Auburn. 2–10–19)
Free Throw Attempts	10, Chelsea Dungee (vs. Auburn. 2–10–19) 10, Jessica Jackson (vs. Georgia, 2–2–17)
Rebounds	9, Keiryn Swenson (Grambling State, 12–28–17)*
Offensive Rebounds	7, Melissa Wolff (New Orleans, 12–30–15)^
Defensive Rebounds	5, Kiara Williams (at Kentucky, 2/17/19)*
Assists	5, Malica Monk (vs. Vanderbilt, 1–13–19)*
Blocked Shots	4, Kiara Williams (at Kentucky, 2/17/19)
Steals	4, Malica Monk (at Florida, 2–9–17)

*Most Recent
^Records since 2005–06 Season

INDIVIDUAL RECORDS | SEC ONLY

Regular-Season Games Only | Season Min. 70 FGA, 40 FTA, 75 PCT. GP

CAREER

Points	945, Jessica Jackson, 2014–17 (16g schedule)
	905, Shameka Christon, 2001–04 (14g schedule)
Scoring Average	16.5, Shameka Christon, 2001–04
Field Goals	327, Shameka Christon, 2001–04
Field Goal Attempts	850, Jessica Jackson, 2014–17 (16g schedule)
	764, Shameka Christon, 2001–04 (14g schedule)
Field Goal	.588 (87–148), Karen Jones, 1995–98
3–Point Field Goals	137, Wendi Willits, 1998–2001
3–Point Field Goal Attempts	453, Lyndsay Harris (2009–12)
3–Point Field Goal	.401 (137–342), Wendi Willits, '98–'01 (min. 100 3pts)
Free Throws	202, Jessica Jackson, 2014–17 (16g schedule)
	195, Christy Smith, 1995–98 (14g schedule)
Free Throw Attempts	260, Jessica Jackson, 2014–17 (16g schedule)
	234, Christy Smith, 1995–98 (14g schedule)
Free Throw	.833 (195–234), Christy Smith, 1995–98 (min. 150
FTM)	
Rebounds	378, Jessica Jackson, 2014–17 (16g schedule)
Offensive Rebounds	137, Ashley Daniels, 2009–12
Defensive Rebounds	517, Jessica Jackson, 2014–17 (16g)
Rebounding Average	9.5, Lauren Ervin, 2006–08
Assists	231, Calli Berna, 2012–15
Blocks	201, Sarah Watkins, 2010–13
Steals	135, C'eira Ricketts 2009–12
Turnovers	204, Amy Wright, 1999–2002
Games Played	64, Calli Berna, 2012–15
Games Started	62, C'eira Ricketts, 2009–12
Consecutive Games Started	62, C'eira Ricketts, 2009–12
Minutes Played	2,929, Keira Peak, 2011–14
Consecutive Minutes Played	575, Christy Smith, 1994–1996

SEASON

Points	346, **Chelsea Dungee**, 2019
Scoring Average	21.7, Shameka Christon, 2004
	21.6, Chelsea Dungee, 2019
Field Goals	105, Shameka Christon, 2004/**Chelsea Dungee**, 2019
Field Goal Attempts	263, **Chelsea Dungee**, 2019
Field Goal	.614 (54–88), Lonniya Bragg, 2000
3–Point Field Goals	49, Wendi Willits, 1999
3–Point Field Goal Attempts	134, India Lewis, 2002
3–Point Field Goal	.500 (36–72), Kimberly Wilson, 1996
Free Throws	104, **Chelsea Dungee**, 2019
Free Throw Attempts	121, **Chelsea Dungee**, 2019
Free Throw	.870 (67–77), Christy Smith, 1995 (min. 50 FTM)
Rebounds	137, Lauren Ervin, 2007
Offensive Rebounds	56, Lauren Ervin, 2007
Defensive Rebounds	81, Lauren Ervin, 2007
Rebounding Average	9.8, Lauren Ervin, 2007
Assists	99, Calli Berna, 2012–13
Assists Per Game	6.2, Calli Berna (16g), 2012–13 (since 2005–06)
Blocked Shots	40, Sarah Watkins, 2011–12
Steals	39, C'eira Rickets, 2011–12 (16g schedule)
	31, Christy Smith, 1995 (12g SEC schedule)
Turnovers	71, Lyndsay Harris, 2009–10
Personal Fouls	56, Lyndsay Harris, 2010–11 (records from 2000–01)
Minutes	626, Calli Berna, 2011–12 (16g SEC schedule)
	535, Christy Smith, 1998 (12g SEC schedule)
Minutes Per Game	40.5, Christy Smith,1995
Consecutive Minutes Played	445, Christy Smith, 1996

GAME

Points	41, Chelsea Dungee (vs. Auburn. 2–10–19)
Field Goals	13, Shameka Christon (3x in 03–04)
Field Goal Attempts	28, Malica Monk (vs. Florida, 1–18–18)
Field Goal	1.000 (9–9), Lauren Ervin (at Auburn, 1–14–07)
10+ FGM	.769 (10–13), Shameka Christon (vs. LSU, 3–6–03)
3–Point Field Goals	9, Wendi Willits (at Georgia, 2–21–99)
3–Point Field Goal Attempts	13, Wendi Willits (at Georgia, 2–21–99)
	13, Lyndsay Harris (vs. Georgia, 1–13–11); (at Georgia,
2–3–11);	
	13, Lyndsay Harris (vs. Miss State, 2–19–12)
3–Point Field Goal	.692 (9–13), Wendi Willits (at Georgia, 2–21–99) (min. 5)
Free Throws	17, Chelsea Dungee (vs. Auburn. 2–10–19)
Free Throw Attempts	19, Chelsea Dungee (vs. Auburn. 2–10–19)
Free Throw	1.000 (10–10), Stephanie Bloomer (vs. LSU, 2–8–94)^
Rebounds	20, Lauren Ervin (at Florida, 1–21–07)
Offensive Rebounds	9, Whitney Jones (VU, 1–29–09)
Defensive Rebounds	13, Devin Cosper (Alabama, 1–7–18)
	13, Lauren Ervin (at Fla., 1–21–07)
Assists	12, Rochelle Vaughn (vs. Georgia, 2–8–04);
	12, Amy Wright (vs. LSU, 2–11–99);
	12, C'eira Ricketts (AU, 1–18–09);
	12, Calli Berna (vs. Ole Miss, 1–19–14)
Blocked Shots	7, Kiara Williams (at Kentucky, 2/17/19)
	6, Lauren Ervin (vs. Ole Miss, 2–4–07)
	6, Sarah Watkins (vs. Kentucky, 1–6–11)
	6, Sarah Watkins (vs. Vanderbilt, 1–19–12)
Steals	8, Brittney Vaughn (vs. Alabama, 1–18–07)
Turnovers	15, Shea Henderson (vs. Kentucky, 2–5–94)

HALF

Points	32, Chelsea Dungee (vs. Auburn. 2–10–19)
Field Goals	10, Shameka Christon (at UM, 2–29–04)
	10, Shameka Christon vs. LSU, 2–10–02)
Field Goal Attempts	16, Kimberly Wilson (vs. Florida, 2–2–97)
Field Goal	.833 (10–12), Shameka Christon (vs. LSU 2–10–02)
3–Point Field Goals	6, Lyndsay Harris (vs. Georgia, 1–13–11)
3–Point Field Goal Attempts	9, Kimberly Wilson (vs. Tenn., 12–29–96)
	9, Lyndsay Harris (vs. Georgia, 1–13–11)
3–Point Field Goal	1.000 (5–5), Christy Smith (vs. Ga., 1–8–95)
Free Throws	17, Chelsea Dungee (vs. Auburn. 2–10–19)
Free Throw Attempts	19, Chelsea Dungee (vs. Auburn. 2–10–19)
Free Throw	1.000 (10–10), S. Bloomer (vs. LSU, 2–8–94)^
Rebounds	11, Lauren Ervin (at Florida, 1–21–07);
	11, Whitney Jones (VU, 1–29–09)

^Minimum 10 free throws made

QUARTER

Points	17, Chelsea Dungee (vs. Auburn. 2–10–19)
Field Goals	2, Jessica Jackson (Georgia, 2–2–17)*
Field Goal Attempts	8, Jessica Jackson (No. 16 Kentucky, 2–21–16)*
3–Point Field Goals	3, Jessica Jackson (at SU,1–21–16)*
3–Point Field Goal Attempts	5, Devin Cosper (at Auburn, 1–24–16)*
Free Throws	9, Chelsea Dungee (vs. Auburn. 2–10–19)
Free Throw Attempts	10, Chelsea Dungee (vs. Auburn. 2–10–19)
Rebounds	7, Devin Cosper (Vanderbilt, 1–19–17)
Offensive Rebounds	7, Melissa Wolff (New Orleans, 12–30–15/1Q)
Defensive Rebounds	5, Kiara Williams (at Kentucky, 2/17/19)*
Assists	5, Jailyn Mason (at Ole Miss, 1–1–17)
Blocked Shots	4, Kiara Williams (at Kentucky, 2/17/19)
Steals	4, Malica Monk (at Florida, 2–9–17)
Turnovers	4, Jessica Jackson (at LSU, 1–29–17)*
Personal Fouls	

*Most Recent

1,000 POINT SCORERS

BETTYE FISCUS CAREER POINTS/FG/FT/SCORING AVE. LEADER

YEAR	GP	GS	MIN	AVG	FG	FGA	PCT.	3P	3PA	PCT.	FT	FTA	PCT.	OREB	DRED	REB	RPG	PF	DQ	A	TO	BK	ST	PTS	PPG
1981-82	35	35	-	-	236	486	.486	-	-	-	183	229	.799	-	-	282	8.1	76	2	34	85	11	76	655	18.7
1982-83	26	25	-	-	181	370	.489	-	-	-	114	151	.755	-	-	189	7.3	56	1	42	68	7	57	476	18.3
1983-84	23	22	-	-	158	296	.534	-	-	-	72	94	.766	-	-	137	6.0	45	1	29	49	0	27	388	16.9
1984-85	28	28	-	-	219	439	.500	-	-	-	116	148	.784	-	-	177	6.3	45	0	38	50	1	45	554	19.8
TOTAL	112	110	-	-	794	1591	.499	-	-	-	485	622	.780	-	-	785	7.0	222	4	143	252	19	205	2073	18.5

SHAMEKA CHRISTON CAREER FG ATT. LEADER

YEAR	GP	GS	MIN	AVG	FG	FGA	PCT.	3P	3PA	PCT.	FT	FTA	PCT.	OREB	DREB	REB	RPG	PF	DQ	A	TO	BK	ST	PTS	PPG
2000-01	32	24	765	23.9	117	289	.405	37	113	.327	56	72	.778	39	93	132	4.1	90	2	20	64	29	47	327	10.2
2001-02	31	29	976	31.5	197	418	.471	31	104	.298	92	133	.692	72	121	193	6.2	74	0	25	60	52	61	517	16.7
2002-03	32	32	1052	32.9	193	434	.445	29	81	.358	81	117	.692	57	137	194	6.1	88	3	47	101	35	50	496	15.5
2003-04	28	28	931	33.3	219	500	.438	47	129	.364	126	166	.759	64	131	195	7.0	81	3	49	91	46	48	611	21.8
TOTAL	123	113	3724	30.3	726	1641	.442	144	427	.337	335	488	.687	232	482	714	5.8	333	8	141	316	162	206	1951	15.9

JESSICA JACKSON

YEAR	GP	GS	MIN	AVG	FG	FGA	PCT.	3P	3PA	PCT.	FT	FTA	PCT.	OREB	DRED	REB	RPG	PF	DQ	A	TO	BK	ST	PTS	PPG
2013-14	30	30	903	30.1	163	385	.423	48	125	.384	111	138	.804	45	136	181	6.0	70	0	40	51	45	24	485	16.2
2014-15	32	29	1032	32.2	161	431	.374	56	163	.344	99	126	.786	61	139	200	6.3	86	2	30	96	33	27	477	14.9
2015-16	29	27	920	31.7	170	418	.407	48	150	.320	89	121	.736	51	132	183	6.3	76	3	30	70	33	15	477	16.4
2016-17	29	27	867	29.9	145	388	.374	46	138	.333	90	128	.703	76	110	186	6.4	80	3	42	70	20	27	426	14.7
TOTAL	120	113	3722	31.0	639	1622	.394	198	576	.344	389	513	.758	233	517	750	6.3	312	8	142	287	131	93	1865	15.5

DELMONICA DEHORNEY CAREER FG PCT./FT ATT./BLOCKS LEADER

YEAR	GP	GS	MIN	AVE	FG	FGA	PCT.	3P	3PA	PCT.	FT	FTA	PCT.	OREB	DREB	REB	RPG	PF	DQ	A	TO	BK	ST	PTS	PPG
1987-88	28	22	691	24.7	146	243	.601	-	-	-	117	170	.688	68	99	167	6.0	98	9	6	50	54	30	409	14.6
1988-89	26	4	422	16.2	75	145	.517	-	-	-	62	88	.705	34	60	94	3.6	78	4	14	28	28	4	212	8.2
1989-90	29	28	831	28.7	219	349	.628	-	-	-	143	213	.671	82	121	203	7.0	97	7	24	57	83	21	581	20.0
1990-91	32	32	863	26.9	227	359	.632	-	-	-	129	177	.729	70	107	177	5.5	77	2	13	72	70	31	583	18.2
TOTAL	115	86	2807	24.4	667	1096	.609	-	-	-	451	648	.696	254	387	641	5.6	350	22	57	207	235	86	1785	15.5

KIMBERLY WILSON

YEAR	GP	GS	MIN	AVE	FG	FGA	PCT.	3P	3PA	PCT.	FT	FTA	PCT.	OREB	DREB	REB	RPG	PF	DQ	A	TO	BK	ST	PTS	PPG
1993-94	29	13	755	26.0	134	330	.406	61	161	.379	55	69	.797	40	90	130	4.5	66	0	50	79	5	41	384	13.2
1994-95	29	27	888	30.6	149	355	.420	60	167	.359	55	72	.764	31	89	120	4.1	61	0	52	84	4	33	413	14.2
1995-96	34	34	1137	33.4	173	343	.504	89	192	.464	67	78	.859	19	114	133	3.9	66	1	127	119	9	39	502	14.8
1996-97	28	27	879	31.4	160	366	.437	57	153	.373	57	68	.838	36	80	116	4.1	69	1	103	86	3	42	434	15.5
TOTAL	120	101	3659	30.5	616	1394	.442	267	673	.397	234	287	.815	126	373	499	4.2	262	2	332	368	21	155	1733	14.4

SHELLY WALLACE CAREER REBOUND LEADER

YEAR	GP	GS	MIN	AVE	FG	FGA	PCT.	3P	3PA	PCT.	FT	FTA	PCT.	OREB	DREB	REB	RPG	PF	DQ	A	TO	BK	ST	PTS	PPG
1985-86	29	2	451	15.6	71	137	.518	-	-	-	40	64	.625	111	270	132	4.6	53	0	15	35	5	17	182	6.3
1986-87	32	14	-	-	99	191	.518	-	-	-	48	94	.511	-	-	171	5.3	73	2	32	49	2	31	246	7.7
1987-88	28	26	945	33.8	184	320	.575	-	-	-	95	140	.679	82	247	329	11.8	84	1	94	94	16	51	463	16.5
1988-89	30	30	1006	33.5	267	426	.627	-	-	-	158	220	.718	111	270	381	12.7	79	2	63	67	12	70	692	23.1
TOTAL	119	72	-	-	621	1074	.578	-	-	-	341	518	.658	-	-	1013	8.5	289	5	204	245	35	169	1583	13.5

WENDI WILLITS CAREER 3PT LEADER

YEAR	GP	GS	MIN	AVE	FG	FGA	PCT.	3P	3PA	PCT.	FT	FTA	PCT.	OREB	DREB	REB	RPG	PF	DQ	A	TO	BK	ST	PTS	PPG
1997-98	33	5	622	18.8	69	201	.343	52	146	.356	33	43	.767	26	40	66	2.0	31	0	40	41	1	23	223	6.8
1998-99	33	32	1001	30.3	148	322	.460	104	226	.460	70	87	.805	43	67	110	3.3	41	0	54	61	5	28	470	14.2
1999-00	32	30	1108	34.6	149	370	.403	73	184	.397	80	94	.851	23	73	96	3.0	48	1	74	66	9	23	451	14.1
2000-01	33	30	1056	32.0	139	367	.379	87	215	.405	65	78	.833	27	74	101	3.1	41	0	60	49	7	29	430	13.0
TOTAL	131	97	3787	39.0	505	1260	.401	316	771	.410	248	303	.818	119	254	373	2.8	161	1	228	218	22	103	1574	12.0

C'EIRA RICKETTS CAREER STEALS LEADER

YEAR	GP	GS	MIN	AVG	FG	FGA	PCT.	3P	3PA	PCT.	FT	FTA	PCT.	OREB	DRED	REB	RPG	PF	DQ	A	TO	BK	ST	PTS	PPG
2008-09	32	30	1020	31.9	156	365	.427	12	54	.222	78	111	.703	65	137	202	6.3	56	0	125	84	16	82	402	12.6
2009-10	31	31	1039	33.5	134	324	.414	8	34	.235	34	60	.567	52	101	153	4.9	54	1	128	96	23	74	310	10.0
2010-11	34	34	1145	33.7	171	449	.381	29	83	.349	101	148	.682	31	130	161	4.7	49	0	127	80	13	77	472	13.9
2011-12	33	33	1027	31.1	152	371	.410	15	57	.263	54	79	.684	48	102	150	4.5	48	0	143	75	11	88	373	11.3
TOTAL	130	128	4231	32.5	613	1509	.406	64	228	.281	267	398	.671	196	470	666	5.1	207	1	523	335	63	321	1557	12.0

1,000 POINT SCORERS

CHRISTY SMITH

YEAR	GP	GS	MIN	AVE	FG	FGA	PCT.	3P	3PA	PCT.	FT	FTA	PCT.	OREB	DREB	REB	RPG	PF	DQ	A	TO	BK	ST	PTS	PPG
1994-95	30	30	1126	37.5	117	307	.381	40	113	.354	134	149	.899	20	56	76	2.5	60	1	133	134	2	89	408	13.6
1995-96*	22	22	781	35.5	111	276	.402	31	102	.304	110	138	.797	17	56	73	3.3	47	0	97	88	1	44	363	16.5
1996-97	28	27	920	32.9	100	273	.366	45	134	.336	98	121	.810	16	52	68	2.4	57	0	131	82	1	52	343	12.3
1997-98	31	31	1133	36.5	93	255	.365	40	116	.345	119	143	.832	16	61	77	2.5	67	0	146	89	2	54	345	11.1
TOTAL	111	110	3960	35.7	421	1111	.379	156	465	.336	461	551	.837	69	225	294	2.7	231	1	507	393	6	239	1459	13.1

*Injured

KARYN KARLIN

YEAR	GP	GS	MIN	AVE	FG	FGA	PCT.	3P	3PA	PCT.	FT	FTA	PCT.	OREB	DREB	REB	RPG	PF	DQ	A	TO	BK	ST	PTS	PPG
1996-97	28	25	702	25.1	121	244	.496	1	4	.250	76	102	.745	83	110	193	6.9	65	0	37	39	35	55	319	11.4
1997-98	33	33	995	30.2	198	411	.482	0	0	.000	105	143	.734	69	112	181	5.5	83	1	35	65	24	49	501	15.2
1998-99	18	18	531	29.5	109	232	.470	0	3	.000	70	93	.753	41	72	113	6.3	47	1	13	45	10	24	288	16.0
1999-00	32	26	838	26.2	125	293	.427	1	3	.333	82	115	.713	66	94	160	5.0	78	0	36	55	10	47	333	10.4
TOTAL	111	102	3067	27.6	553	1180	.469	2	10	.200	333	453	.735	259	388	647	5.8	273	2	121	204	79	175	1441	13.0

TRACY WEBB

YEAR	GP	GS	MIN	AVE	FG	FGA	PCT.	3P	3PA	PCT.	FT	FTA	PCT.	OREB	DREB	REB	RPG	PF	DQ	A	TO	BK	ST	PTS	PPG
1983-84	27	5	646	23.9	69	158	.437	-	-	-	75	109	.688	-	-	59	2.2	86	4	61	96	4	51	213	7.9
1984-85	28	27	-	-	127	264	.481	-	-	-	102	142	.718	-	-	96	3.4	79	6	104	126	1	68	356	12.7
1985-86	30	29	343	12.9	148	353	.419	-	-	-	91	130	.700	-	-	117	3.9	87	5	86	98	1	79	327	12.6
1986-87	32	30	226	14.1	165	358	.461	1	7	.143	116	145	.800	28	37	116	3.6	73	5	173	135	0	95	447	14.0
TOTAL	117	91	-	-	509	1133	.449	1	7	.143	384	526	.730	-	-	388	3.3	325	20	424	455	6	293	1343	11.5

DANA CHERRY

YEAR	GP	GS	MIN	AVE	FG	FGA	PCT.	3P	3PA	PCT.	FT	FTA	PCT.	ORED	DREB	REB	RPG	PF	DQ	A	TO	BK	ST	PTS	PPG
1999-00	32	12	682	21.3	96	210	.457	4	7	.571	45	60	.750	45	73	118	3.7	68	2	34	89	8	29	241	7.5
2000-01	33	26	868	26.3	137	293	.468	2	8	.250	62	84	.738	67	127	194	3.9	82	0	36	63	3	23	338	10.2
2001-02	32	28	965	30.2	162	345	.470	1	2	.500	93	127	.732	60	93	153	4.8	73	0	43	62	9	32	418	13.1
2002-03	33	29	1012	30.7	148	364	.407	3	8	.375	93	125	.744	74	91	165	5.0	61	1	53	80	5	43	392	11.9
TOTAL	130	95	3531	27.2	543	1212	.448	10	25	.400	293	396	.740	246	384	630	4.3	284	3	166	141	25	127	1389	10.7

SARAH WATKINS

YEAR	GP	GS	MIN	AVG	FG	FGA	PCT.	3P	3PA	PCT.	FT	FTA	PCT.	OREB	DRED	REB	RPG	PF	DQ	A	TO	BK	ST	PTS	PPG
2009-10	31	3	634	20.5	72	193	.373	3	9	.333	31	50	.620	42	80	122	3.9	66	0	14	60	41	17	178	5.7
2010-11	34	34	1012	29.8	169	364	.464	23	64	.359	97	141	.688	74	117	191	5.6	93	2	23	72	58	17	458	13.5
2011-12	33	33	863	26.2	118	333	.354	12	49	.245	82	111	.739	67	78	145	4.4	87	2	22	56	63	21	330	10.0
2012-13	33	6	739	22.4	159	343	.464	3	21	.143	101	129	.783	58	94	152	4.6	104	6	23	67	40	25	422	12.8
TOTAL	131	76	3248	24.8	518	1233	.420	41	143	.287	311	431	.722	241	369	610	4.7	350	10	82	255	202	80	1388	10.6

SYTIA MESSER

YEAR	GP	GS	MIN	AVE	FG	FGA	PCT.	3P	3PA	PCT.	FT	FTA	PCT.	OREB	DREB	REB	RPG	PF	DQ	A	TO	BK	ST	PTS	PPG
1995-96	34	14	631	18.6	102	290	.352	26	100	.260	64	99	.647	60	117	177	5.2	65	2	39	90	6	45	294	8.7
1996-97	28	24	690	24.6	94	259	.363	22	97	.227	58	83	.699	52	71	123	4.4	65	0	40	50	4	60	268	9.6
1997-98	33	32	871	26.4	140	354	.396	37	121	.306	97	137	.708	58	83	141	4.3	93	4	78	94	10	39	414	12.6
1998-99	33	26	829	25.1	133	341	.390	27	94	.287	110	139	.791	51	111	162	4.9	93	2	51	85	4	34	403	12.2
TOTAL	128	96	3021	23.6	469	1244	.377	112	412	.272	329	458	.718	221	382	603	4.7	316	8	208	319	24	178	1379	10.8

LYNDSAY HARRIS

CAREER 3PT ATTEMPTS LEADER

YEAR	GP	GS	MIN	AVG	FG	FGA	PCT.	3P	3PA	PCT.	FT	FTA	PCT.	OREB	DRED	REB	RPG	PF	DQ	A	TO	BK	ST	PTS	PPG
2008-09	32	28	846	26.4	103	303	.340	56	193	.290	45	70	.643	31	66	97	3.0	86	4	58	88	6	42	307	9.6
2009-10	31	31	942	30.4	126	336	.375	76	223	.341	61	81	.753	10	66	76	2.5	104	1	98	113	6	42	389	12.5
2010-11	29	29	926	31.9	115	326	.353	81	232	.349	45	65	.692	19	92	111	3.8	85	1	64	74	7	39	356	12.3
2011-12	32	19	768	24.0	101	286	.353	71	213	.333	34	49	.694	13	55	68	2.1	72	2	48	50	4	38	307	9.6
TOTAL	124	107	3482	28.1	445	1251	.356	284	861	.330	185	265	.698	73	279	352	2.8	347	8	268	325	23	161	1359	11.0

MALICA MONK

YEAR	GP	GS	MIN	AVE	FG	FGA	PCT.	3P	3PA	PCT.	FT	FTA	PCT.	OREB	DREB	REB	RPG	PF	DQ	A	TO	BK	ST	PTS	PPG
2015-16	27	5	461	17.1	48	136	.353	2	10	.200	12	19	.632	6	23	29	1.1	60	2	47	44	5	23	110	4.1
2016-17	27	26	842	31.2	96	230	.417	7	25	.280	48	71	.676	29	52	81	3.0	79	2	83	59	7	62	247	9.1
2017-18	31	31	1061	34.2	171	488	.350	38	126	.302	114	146	.781	21	84	105	3.4	69	1	122	70	6	50	494	15.9
2018-19	37	37	1081	29.2	174	434	.401	42	120	.350	79	117	.675	20	68	88	2.4	84	0	117	64	6	50	469	12.7
TOTAL	122	99	3444	28.2	489	1288	.380	89	281	.317	253	353	.717	76	227	303	2.5	292	5	369	237	24	185	1320	10.8

1,000 POINT SCORERS

INDIA LEWIS

YEAR	GP	GS	MIN	AVE	FG	FGA	PCT.	3P	3PA	PCT.	FT	FTA	PCT.	OREB	DREB	REB	RPG	PF	DQ	A	TO	BK	ST	PTS	PPG
1999-00	32	2	629	19.7	85	211	.403	66	166	.398	39	53	.736	13	45	58	1.8	49	0	88	75	2	44	275	8.6
2000-01	23	2	359	15.6	44	138	.319	36	116	.310	19	23	.826	8	31	39	1.7	18	0	46	33	0	26	143	6.2
2001-02	32	30	1102	34.4	148	401	.368	89	271	.328	62	74	.838	13	69	82	2.6	70	3	73	57	6	72	447	14.0
2002-03	33	33	1149	34.8	137	369	.371	76	234	.325	93	109	.853	19	72	91	2.8	51	1	69	49	1	68	443	13.4
TOTAL	119	67	3239	27.2	414	1119	.370	267	787	.339	213	259	.822	53	217	270	2.3	188	4	276	214	9	117	1308	11.0

CHERYL ORCHOLSKI

YEAR	GP	GS	MIN	AVE	FG	FGA	PCT.	3P	3PA	PCT.	FT	FTA	PCT.	OREB	DREB	REB	RPG	PF	DQ	A	TO	BK	ST	PTS	PPG
1980-81	29	13	-	-	141	310	.455	-	-	-	37	46	.804	-	-	319	11.0	75	2	45	109	1	47	319	11.0
1981-82	36	36	-	-	131	292	.449	-	-	-	79	97	814	-	-	234	6.5	115	6	99	147	2	62	455	12.6
1982-83	29	28	-	-	101	213	.474	-	-	-	56	74	.757	-	-	76	2.6	67	1	101	131	2	29	258	8.9
1983-84	29	25	677	23.3	72	165	.436	-	-	-	49	58	.845	-	-	48	1.7	52	3	78	114	0	30	207	7.1
TOTAL	123	102	-	-	445	980	.454	-	-	-	221	275	.804	-	-	667	5.5	309	12	323	501	5	168	1239	10.1

JULIET JACKSON

YEAR	GP	GS	MIN	AVE	FG	FGA	PCT.	3P	3PA	PCT.	FT	FTA	PCT.	OREB	DREB	REB	RPG	PF	DQ	A	TO	BK	ST	PTS	PPG
1986-87	32	4	305	19.0	74	179	.413	1	6	.167	21	34	.618	8	16	24	1.6	47	1	49	63	0	39	170	5.3
1987-88	28	21	728	26.0	97	225	.431	3	14	.216	36	62	.581	11	52	63	2.3	57	1	77	83	1	61	233	8.3
1988-89	30	29	873	29.1	171	335	.510	4	8	.500	45	74	.608	45	50	95	3.2	66	2	90	79	1	56	403	13.4
1989-90	30	26	865	28.8	158	389	.406	4	19	.211	87	115	.757	56	58	114	3.8	97	7	97	59	0	39	407	13.6
TOTAL	120	80	2771	23.1	500	1128	.443	12	47	.255	189	285	.663	120	176	296	2.7	267	11	313	284	2	195	1,213	10.1

AMBER NICHOLAS — CAREER FT PCT./3PT PCT. LEADER

YEAR	GP	GS	MIN	AVE	FG	FGA	PCT.	3P	3PA	PCT.	FT	FTA	PCT.	OREB	DREB	REB	RPG	PF	DQ	A	TO	BK	ST	PTS	PPG
1988-89	30	3	601	20.0	79	178	.444	18	46	.391	26	31	.839	18	43	61	2.0	63	0	99	61	1	29	202	6.7
1989-90	30	30	971	32.4	128	292	.438	31	71	.437	46	53	.868	32	99	131	4.4	69	4	169	116	3	67	333	11.1
1990-91	32	32	1045	32.7	152	308	.494	41	86	.477	53	66	.803	22	96	118	3.7	56	1	180	96	1	58	398	12.4
1991-92	25	25	949	38.0	98	255	.384	31	88	.352	49	56	.875	20	98	118	4.7	60	2	89	100	1	66	276	11.0
TOTAL	117	90	3576	30.6	457	1033	.442	121	291	.416	174	206	.845	92	336	428	3.7	248	7	537	373	5	220	1209	10.3

STEPHANIE BLOOMER

YEAR	GP	GS	MIN	AVE	FG	FGA	PCT.	3P	3PA	PCT.	FT	FTA	PCT.	OREB	DREB	REB	RPG	PF	DQ	A	TO	BK	ST	PTS	PPG
1991-92	25	14	543	25.0	75	170	.441	0	2	.000	54	82	.659	54	90	144	5.8	77	5	26	37	27	25	204	8.2
1992-93	27	21	606	22.4	94	204	.461	0	2	.000	58	84	.691	47	121	168	6.2	74	4	33	70	31	36	246	9.1
1993-94	24	18	637	26.5	102	208	.490	0	0	.000	88	132	.667	58	96	154	6.4	76	5	30	52	35	41	292	12.2
1994-95	29	27	792	27.3	148	284	.521	1	7	.143	120	156	.769	62	163	225	7.8	84	3	55	87	33	44	417	14.4
TOTAL	105	80	2578	24.6	419	866	.484	1	11	.091	320	545	.587	221	470	691	6.6	311	17	139	246	126	146	1159	11.0

AMANDA HOLLEY

YEAR	GP	GS	MIN	AVE	FG	FGA	PCT.	3P	3PA	PCT.	FT	FTA	PCT.	OREB	DRED	REB	RPG	PF	DQ	A	TO	BK	ST	PTS	PPG
1981-82	36	33	-	-	123	292	.421	-	-	-	63	104	.606	-	-	242	6.7	117	5	15	66	55	43	309	8.6
1982-83	29	28	-	-	183	344	.532	-	-	-	68	92	.739	-	-	212	7.3	96	1	28	69	50	49	434	15.0
1983-84	29	28	868	29.9	171	318	.538	-	-	-	69	97	.711	-	-	229	7.9	84	1	44	65	42	46	411	14.2
TOTAL	94	89	-	-	477	954	.500	-	-	-	200	293	.683	-	-	683	7.3	297	7	87	200	147	138	1,154	12.3

MONICA BROWN

YEAR	GP	GS	MIN	AVE	FG	FGA	PCT.	3P	3PA	PCT.	FT	FTA	PCT.	OREB	DREB	REB	RPG	PF	DQ	A	TO	BK	ST	PTS	PPG
1983-84	23	10	419	18.2	58	112	.518	-	-	-	19	31	.613	-	-	94	4.1	46	2	11	13	4	9	140	5.0
1984-85	25	24	-	-	111	224	.496	-	-	-	43	70	.614	-	-	162	6.5	47	1	16	14	4	15	265	10.6
1985-86	20	18	616	31.0	118	217	.544	-	-	-	42	59	.712	-	-	181	6.0	28	0	19	17	3	35	278	13.9
1986-87	32	32	485	30.0	176	336	.524	-	-	-	91	122	.746	56	62	252	7.9	62	1	36	60	13	31	443	13.8
TOTAL	100	84	-	-	463	889	.521	-	-	-	195	282	.691	-	-	689	6.9	183	4	82	104	24	90	1126	11.26

KELLY JOHNSON

YEAR	GP	GS	MIN	AVE	FG	FGA	PCT.	3P	3PA	PCT.	FT	FTA	PCT.	OREB	DREB	REB	RPG	PF	DQ	A	TO	BK	ST	PTS	PPG
1992-93	20	1	275	13.75	44	81	.543	0	1	.000	30	37	.811	18	34	52	2.8	61	5	25	74	3	28	118	5.9
1993-94	29	25	904	31.2	119	220	.541	0	1	.000	59	74	.797	52	92	144	5.0	57	0	44	77	7	33	297	10.2
1994-95	30	29	1026	34.2	117	307	.488	0	5	.000	75	91	.824	55	118	173	5.8	63	2	42	64	3	31	351	11.7
1995-96	34	32	1108	34.6	139	310	.448	2	9	.222	63	77	.818	56	109	165	4.9	70	2	59	171	10	49	343	10.1
TOTAL	113	87	3313	29.3	419	918	.456	2	16	.125	227	279	.813	181	353	534	4.9	251	9	170	386	23	141	1109	9.8

1,000 POINT SCORERS

BLAIR SAVAGE



YEAR	GP	GS	MIN	AVE	FG	FGA	PCT.	3P	3PA	PCT.	FT	FTA	PCT.	OREB	DREB	REB	RPG	PF	DQ	A	TO	BK	ST	PTS	PPG
1989-90	30	17	705	23.5	120	235	.511	0	0	.000	23	40	.575	62	105	167	5.6	68	3	67	72	12	29	263	8.8
1990-91	32	25	880	27.5	155	297	.522	0	0	.000	46	70	.657	86	131	217	6.8	81	2	78	71	10	38	356	11.1
1991-92	25	22	759	30.4	108	212	.509	0	1	.000	27	53	.509	57	82	139	5.6	47	0	33	62	5	27	243	9.7
1992-93	27	27	752	27.9	89	182	.489	1	2	.500	31	45	.689	55	97	152	5.6	66	2	55	71	19	22	210	7.8
TOTAL	114	91	3096	34.0	472	926	.510	1	3	.250	127	208	610	260	415	675	5.9	257	7	233	126	46	116	1072	9.4

SARAH PFEIFER

YEAR	GP	GS	MIN	AVE	FG	FGA	PCT.	3P	3PA	PCT.	FT	FTA	PCT.	OREB	DREB	REB	RPG	PF	DQ	A	TO	BK	ST	PTS	PPG
2002-03	29	6	390	13.4	43	86	.500	1	1	1.000	30	47	.638	35	52	87	3.0	50	1	18	31	10	16	117	4.0
2003-04	3	3	58	19.3	8	17	.471	0	0	.000	4	8	.500	3	5	8	2.7	5	0	1	1	2	3	20	6.7
2004-05	31	17	894	28.8	147	330	.446	0	0	.000	89	126	.706	73	74	147	4.7	83	3	32	50	22	36	383	12.4
2005-06	Redshirt due to injury																								
2006-07	31	14	658	21.1	98	255	.384	0	4	.000	55	68	.809	41	71	112	3.6	84	6	32	49	14	24	251	8.1
2007-08	30	14	777	25.9	104	265	.392	23	82	.280	54	78	.692	61	87	148	4.9	80	3	55	58	24	17	285	9.5
TOTAL	124	54	2777	22.4	400	953	.415	24	87	.276	232	327	.709	213	289	502	4.5	301	13	138	189	72	96	1056	8.5

KIM BUNGE

YEAR	GP	GS	MIN	AVE	FG	FGA	PCT.	3P	3PA	PCT.	FT	FTA	PCT.	OREB	DREB	REB	RPG	PF	DQ	A	TO	BK	ST	PTS	PPG
1979-80		23	0	-	-	47	96	.489	-	-	-	30	43	.697	-	-	102	4.4	58	1	7	35	23	11	124	
1980-81		26	15	-	-	99	222	.446	-	-	-	78	119	.855	-	-	183	6.3	77	3	14	53	38	21	262	
1981-82		36	35	-	-	160	328	.488	-	-	-	135	189	.714	-	-	234	6.5	115	6	19	86	39	40	455	
1982-83		29	24	-	-	80	173	.462	-	-	-	46	76	.605	-	-	133	4.6	76	3	20	48	16	15	206	
TOTAL		114	74	-	-	386	619	.624	-	-	-	289	427	.677	-	-	652	5.7	326	13	60	222	116	67	1047	9.2

LONNIYA BRAGG

YEAR	GP	GS	MIN	AVE	FG	FGA	PCT.	3P	3PA	PCT.	FT	FTA	PCT.	OREB	DREB	REB	RPG	PF	DQ	A	TO	BK	ST	PTS	PPG
1997-98		31	3	272	8.8	25	57	.439	0	0	.000	14	30	.467	24	41	65	2.1	30	0	5	18	3	17	64	
1998-99		34	29	809	23.8	115	204	.564	0	2	.000	67	100	.670	72	96	168	4.9	80	3	14	61	11	27	297	
1999-00		31	27	813	26.6	127	214	.594	0	0	.000	62	97	.639	89	115	204	6.6	80	2	30	76	16	38	316	
2000-01		33	32	902	27.3	138	252	.548	0	0	.000	83	128	.648	96	125	221	6.7	87	2	36	78	23	39	359	
TOTAL		129	91	2796	21.7	405	727	.557	0	2	.000	226	355	.637	281	377	658	5.1	277	7	85	233	53	121	1036	8.0

OTHER RECORD HOLDERS

AMY WRIGHT — CAREER ASSISTS LEADER

YEAR	GP	GS	MIN	AVE	FG	FGA	PCT.	3P	3PA	PCT.	FT	FTA	PCT.	OREB	DREB	REB	RPG	PF	DQ	A	TO	BK	ST	PTS	PPG
1998-99		34	33	872	25.6	41	115	.357	7	35	.200	42	65	.646	16	46	62	1.8	81	2	172	113	5	38	131	
1999-00		32	30	766	23.9	47	123	.382	10	31	.323	40	59	.678	12	38	50	1.6	82	2	142	109	4	36	144	
2000-01		33	31	1007	30.5	84	184	.457	9	30	.300	62	102	.608	27	79	106	3.2	75	0	198	124	12	54	239	
2001-02		32	31	1037	32.4	64	196	.327	7	33	.212	76	117	.650	25	74	99	3.1	66	0	205	101	6	66	211	
TOTAL		131	125	3682	29.5	236	618	.382	33	129	.256	220	343	.641	80	237	317	2.4	304	4	717	447	27	194	725	5.5

LAUREN ERVIN — CAREER REBOUNDING AVG. LEADER

YEAR	GP	GS	MIN	AVE	FG	FGA	PCT.	3P	3PA	PCT.	FT	FTA	PCT.	OREB	DREB	REB	RPG	PF	DQ	A	TO	BK	ST	PTS	PPG
2006-07		31	31	896	28.9	158	279	.566	1	4	.250	78	107	.729	129	190	319	10.3	69	0	47	52	76	37	395	
2007-08		16	16	256	16.0	99	186	.532	13	35	.371	45	55	.818	58	118	176	11.0	33	0	43	34	27	22	256	
TOTAL		47	47	1152	24.5	257	465	.553	14	39	.359	123	162	.759	187	308	495	10.5	102	0	90	86	103	59	651	13.9

TEAM SUPERLATIVES, OT & STREAKS

MISCELLANEOUS RECORDS

Consecutive Wins

G	Began	Ended	Broken by	
15	11-11-08		1-10-09	#11 LSU*
13	11-8-13		1-2-14	#13/12 S. Carolina*
13	3-12-99		12-19-99	Memphis
12	11-12-10		1-2-11	Florida*
12	2-2-91	3-21-91		#24 Lamar (NCAA)
11	11-12-11		1-1-12	#17/15 Georgia
10	11-24-95		1-4-96	#19 Alabama

*also season-opening win streak

Consecutive Conference Wins

G	Began	Ended	Broken by	Conf.
11	2-2-91	3-9-91	Ole Miss	SWC*
9	1-30-90		3-7-90	Texas Tech SWC**
8	1-15-12		2-16-12	LSU SEC
7	1-11-86		2-8-86	#1 Texas SWC
7	1-2-91	1-26-91		Baylor SWC
7	2-11-89		3-11-89	#6 Texas SWC**
7	2-7-87	3-5-87	#1 Texas	SWC**

*Arkansas transitioned from SWC to SEC
**Includes SWC Tournament Games

Consecutive Home Wins

G	Began	Ended	Broken by	
23	2-3-90	12-19-91		Georgia
23	11-17-81		11-29-83	#2 Louisiana Tech
17	1-17-02		1-30-03	#4 Tennessee
13	12-1-76		2-16-78	Oral Roberts
12	2-25-85		1-7-86	#1 Texas
11	1-17-87		12-21-87	Stephen F. Austin
10	11-8-13		1-2-14	#13/#12 S. Carolina
10	3-10-11		1-8-12	#6/#7 Tennessee
10	11-23-96		2-2-97	#13 Florida

Consecutive Road Wins

G	Began	Ended	Broken by	
12	12-2-89		3-24-90	#2 Stanford*
9	1-9-89	3-15-89		#5 Purdue (NCAA
7	11-10-06		1-4-07	#11 Vanderbilt
6	11-28-79		2-8-80	North Texas
5	1-11-95		3-18-95	#14 Wash. (NCAA)

* Loss was in NCAA Tournament

Consecutive Nonconference Home Wins

G	Began	Ended	Broken by	
34	12-29-08		3-24-13	Tulane*
24	12-4-05		12-21-08	Missouri
24	12-9-01		12-1-05	Tulsa
19	11-24-95		12-7-97	SW Missouri
18	12-3-83		12-21-87	Stephen F. Austin
13	11-8-13		12-4-14	South Dakota State
11	12-19-98		1-3-00	G. Washington*

*Includes WNIT games

OVERTIME BESTS

Most OT Games in a Season: 4, 1997-98
Most OTs in a Season: 4, 95-96. 97-98
Most Points: 18, vs. Alabama (1/11/98)
Fewest Points: 2, vs. Fla. (2/2/97); at VU (1/29/09)
Most Points Allowed: 18, vs Ole Miss [2nd OT] (2/4/07)
Fewest Points Allowed: 4, vs. Texas Tech (2/7/87); 3 vs. Florida (2 OT) (1/29/12)

OVERTIME GAMES

Team (Date)	Score	Score in OT
Auburn (1/24/16)	L, 71-60	AU 15-AR 4
Florida (1/28/16)	L, 71-66	FL 12-AR 7
So.. Dakota State (12/4/14)	L, 80-75	SDSU 16-AR 11
Tulsa (11/15/12)	W, 64-56	UA 12-TU 4
#10 Kentucky (2/7/13)	L, 80-74	KY 16-AR 10
South Florida (11/12/11)	W, 65-62	AR 9-USF 5
#13 Florida State (11/13/11)	W, 55-52	UA 9-FS 5
#9 Tennessee (2/23/12)	W, 71-72	UA 10-UT 9
#24 Georgia (2/3/11)	L, 57-54	GA 10-AR 7
South Carolina (2/6/11)	L, 64-62	SC 9-AR 7
#18 Oklahoma (12/5/09)	L, 87-86	OU 8-AR 7
Alabama (1/24/10)	W, 66-62	AR 11-AL 7
Vanderbilt (3/4/10)	L, 65-64	VU 8-AR 7
#20 Vanderbilt (1/29/09)	L, 72-61	VU 13-AR 2
Oklahoma State (2/23/09)	W, 61-60	UA 8-OSU 7
#2 Tennessee (2/22/07)	L, 75-68	UT 13-AR 6
#20 Vanderbilt (1/8/06)	W, 52-51	AR 6-VU 5
#21 TCU (12/6/03)	L, 67-62	TCU 14-AR 9
#1 Duke (11/30/03)	L, 74-72	DU 13-AR 11
Western Michigan (12/9/01)	W, 73-69	AR 8-WM 4
Mississippi State (1/24/02)	L, 85-82	MSU 7-AR 4
Missouri (3/1/2000) WNIT	W, 89-88	AR 12-MO 11
Oklahoma (3/14/99) WNIT	W, 97-93	AR 14-OU 10
Kentucky (1/31/99)	W, 74-69	AR 11-KY 6
Georgia (2/20/98)	L, 86-81	UG 13-AR 8
#6 Vanderbilt (1/18/98)	L, 85-80	VU 15-AR 10
Alabama (1/11/98)	W, 102-92	AR 18-AL 6
Valparaiso (12/28/97)	W, 77-69	AR 17-VU 9
#13 Florida (2/2/97)	L, 79-66	UF 15-AR 2
#20 Stephen F. Austin 10	W, 85-76	AR 19-SFA
Alabama (1/4/96)	L, 92-85	AL 14-AR 7
#17 Auburn (2/20/96)	W, 73-72	AR 8-AU 7
#8 Vanderbilt (2/19/95)	W, 73-71	AR 8-VU 6
Oklahoma State (3/1/94)	L, 93-90	OSU 9-AR 6
Kentucky (1/24/92)	L, 75-74	UK 10-AR 9
Houston (3/7/91)	W, 83-77	AR 11-UH 5
UCLA (3/14/90) NCAA 5	W, 90-80	AR 15-UCLA
Texas Tech (1/6/89)	W, 76-74	AR 11-TTU 9
Houston (3/2/88)	L, 97-89	UH 13-AR 5
Texas Tech (2/7/87)	W, 69-65	AR 8-TTU 4
Houston (1/14/87)	L, 78-76	UH 7-AR 5
Washington (2/28/92)	W, 75-70	AR 14-UW 9
Phillips (2/15/80)	L, 77-73	NA
Pittsburg State (1/5/80)	W, 60-59	AR 5-PSU 4

DOUBLE OVERTIME

Florida (1/29/12)	W, 72-71	7-7/4-3
Ole Miss (2/4/07)	L, 90-87	8-8/18-15
Northwestern St. (11/15/95)	W, 84-83	13-13/10-9

TRIPLE OVERTIME

Alabama (2/10/13)	W, 91-80	10-10/8-8/15-4

Consecutive Losses

G	Began	Ended	Broken by	
11	1-23-17		11-10-17	Sam Houston State
10	1-25-07		11-11-07	Lipscomb
9	2-3-08	11-15-08		Louisiana-Monroe
9	1-29-06		11-10-06	Clemson

Consecutive Conference Losses

G	Began	Ended	Broken by	Conf.
13	2-3-08	1-25-09		St. Miss SEC
12	1-25-07		1-17-08	Alabama SEC
11	1-23-17		12-31-17	Ole Miss SEC
11	1-29-06		1-14-07	Auburn SEC
10	2-10-00		1-14-01	Kentucky SEC

Includes SEC Tournament Games

Consecutive Home Losses

G	Began	Ended	Broken by	
6	1-3-10	2-18-10		Ole Miss
5	1-13-11		2-20-11	LSU
5	1-23-17		11-10-17	Sam Houston State
5	1-28-07		11-11-07	Lipscomb

Consecutive Road Losses

G	Began	Ended	Broken by	
9	1-10-00		11-26-00	Hawai'i
9	1-18-92		12-19-92	Loyola-Chicago
9	12-4-80		11-23-81	Tulsa
7	3-1-15	1-21-16		LSU
7	3-1-09	1-24-10		Alabama
7	11-30-78		11-28-79	Crowder College

ARKANSAS' RECORD IN

All-Time	748-502
Home	422-146
Road	209-279
Neutral	117-77
SWC Games	104-32
Home	58-10
Road	46-22
Openers	8-1 (82-83)
SEC Games	135-244
Home	89-101
Road	46-143
Openers	5-22
Home Openers	4-6 (first game)
Road Openers	1-16 (first game)
Home Opener	10-16
Road Opener	1-27
Openers	35-8
Home Openers (First Home Game)	42-1
Road Openers (First Road Game)	26-17
Road Season Openers	7-4
Neutral Season Openers	7-3
Senior Nights	23-19
TV/Cable Games*	126-132

*Excludes SECN+

IN TOURNAMENTS HELD

Pre-Season	7-6
Post-Season	45-45
In season	102-46
At UA	26-0
Road Tournaments	60-44
Final Day	29-22
As Consolation	9-6
As Finalist	16-14
SWC Classic	9-8
SEC Tournament	12-27
AIAW	2-3
NWIT	4-2
NCAA	14-11
WNIT	14-5

IN CLOSE GAMES

In one-point games	30-18
In two-point games	45-33
Within one bucket (3 or less)	74-65
In overtime	25-23

RECORD WHEN

At Home	422-146
In Bud Walton Arena	263-111
In Barnhill Arena	159-35
On the Road	209-279
At Neutral Sites	117-77
All Conference Games	239-276
In 41 Seasons	748-502

BY THE MONTHS

In November	150-36
In December	189-71
In January	183-170
In February	162-163
In March	64-62

BY THE DAYS

On Monday	48-28
On Tuesday	91-43
On Wednesday	89-26
On Thursday	108-134
On Friday	98-46
On Saturday	186-93
On Sunday	128-132

ARKANSAS ON

Mexican Revolution Day (Nov. 20)	7-1
Thanksgiving (4th Thurs. of Nov.)	1-1
Thanksgiving Friday	24-9
Finnish Independence Day (Dec. 6)	7-6
Pearl Harbor Day (Dec. 7)	7-6
Christmas Eve (Dec. 24)	0-0
New Year's Eve (Dec. 31)	4-0
New Year's Day (Jan. 1)	0-3
Epiphany (Jan. 6)	6-6
Martin Luther King Day (Trad. Jan. 15)	5-2
Australia Day (Jan. 26)	6-5
Super Bowl Sundays (varies)	5-15
Ground Hog Day (Feb. 2)	8-4-1
New Zealand Day (Feb. 6)	4-4
Lincoln's Birthday (Feb. 12)	4-4
Valentine's Day (Feb. 14)	4-5
Washington's Birthday (Feb. 22)	6-4
Leap Day (Feb. 29)	0-2
The Ides of March (March 15)	3-1
St. Patrick's Day (March 17)	5-1
Any Friday the 13th	3-0
Pink Games (home only)	6-4

ANNUAL FINAL TEAM STATS

				Total			3-Point			F-Throw			Rebounds										
Year	W-L	GP	Min	FG	FGA	Pct	FG	FGA	Pct	FT	FTA	Pct	Off	Def	Tot	Avg	PF	FO	Ast	TO	Blk	Stl	Pts	Avg
1980-81	11-18	29	-	735	1774	.414	-	-	-	390	578	.675	-	-	1089	37.6	578	22	289	651	51	322	1860	64.1
1981-82	26-10	36	0	918	2049	.448	-	-	-	722	1000	.722	0	0	1540	42.8	702	18	370	772	120	368	2558	71.1
1982-83	21-8	29	-	773	1631	.474	-	-	-	465	690	.674	-	-	1129	38.9	565	9	352	609	90	245	2011	69.3
1983-84	20-9	29	5800	775	1635	.474	-	-	-	439	632	.695	-	-	1013	34.9	574	18	379	588	65	265	1989	68.6
1984-85	20-8	28	-	815	1793	.455	-	-	-	522	769	.679	-	-	1096	39.1	468	13	329	504	22	294	2152	76.8
1985-86	22-8	30	6000	991	1967	.504	65	177	.367	443	655	.676	329	779	1225	40.8	589	12	633	273	91	560	2490	83.0
1986-87	20-12	32	3250	465	962	.483	2	17	.118	280	415	.675	245	366	659	41.2	240	3	244	180	39	274	1212	75.8
1987-88	13-15	28	5625	784	1648	.476	27	79	.342	421	636	.662	302	694	1088	38.9	541	31	481	263	110	635	2016	72.0
1988-89	22-8	30	6000	991	1967	.504	65	177	.367	443	655	.676	329	779	1225	40.8	589	12	633	272	91	560	2490	83.0
1989-90	25-5	30	-	960	1996	.481	39	111	.351	454	689	.659	442	738	1326	44.2	567	19	502	546	131	304	2413	80.4
1990-91	28-4	32	-	1061	2028	.523	93	218	.427	429	608	.706	357	720	1203	37.6	520	7	694	559	109	357	2644	82.6
1991-92	11-14	25	-	622	1445	.431	74	214	.346	356	531	.670	275	556	946	37.8	496	15	314	496	55	245	1674	67.0
1992-93	13-14	27	-	658	1564	.421	64	227	.282	446	643	.694	309	661	1119	41.4	595	20	324	625	85	273	1826	67.6
1993-94	15-14	29	-	752	1745	.431	96	305	.315	493	717	.688	362	632	1122	38.7	612	20	387	574	76	316	2093	72.2
1994-95	23-7	30	-	779	1724	.452	122	362	.337	565	734	.770	318	619	1064	35.5	509	9	397	532	74	308	2245	74.8
1995-96	21-13	34	-	877	1937	.453	154	426	.362	554	781	.709	338	775	1221	35.9	598	11	429	630	92	299	2462	72.4
1996-97	18-10	28	-	775	1804	.430	142	444	.320	435	613	.710	367	564	1027	36.7	568	7	427	460	110	311	2127	75.0
1997-98	22-11	33	-	854	2015	.424	191	570	.335	579	794	.729	367	632	1147	34.8	593	7	469	604	75	324	2478	75.1
1998-99	20-14	34	-	902	2092	.431	198	576	.344	514	742	.693	430	698	1259	37.0	673	13	518	640	97	288	2516	74.0
1999-2000	17-15	32	-	851	1876	.545	166	435	.382	490	699	.701	356	648	1111	34.7	638	11	474	605	78	296	2358	73.7
2000-01	20-13	33	-	869	2031	.428	202	593	.341	442	635	.696	396	677	1186	35.9	618	6	466	529	102	295	2382	72.2
2001-02	20-12	32	-	845	2037	.415	150	492	.305	464	715	.649	385	616	1122	35.1	612	8	426	433	136	339	2304	72.0
2002-03	22-11	33	-	825	2009	.411	134	424	.316	447	649	.689	399	663	1222	37.0	579	8	451	544	120	328	2231	67.6
2003-04	16-12	28	-	674	1682	.401	160	554	.289	388	635	.611	325	621	1062	37.9	540	14	416	468	126	266	1896	37.9
2004-05	17-14	31	6200	755	1955	.386	140	503	.278	401	657	.810	368	617	1116	36.0	593	14	465	553	90	388	2051	66.2
2005-06	14-15	29	5780	712	1886	.378	202	604	.334	289	440	.657	439	641	1080	37.2	547	13	461	469	82	272	1915	66.0
2006-07	18-13	31	6275	790	2030	.389	158	543	.291	433	618	.701	465	791	1256	40.5	514	7	462	517	165	307	2171	70.0
2007-08	17-13	30	6000	741	1729	.429	155	498	.311	331	474	.698	378	736	1114	37.1	424	9	414	483	130	231	1968	65.6
2008-09	18-14	32	6450	780	1953	.399	200	658	.304	373	559	.667	473	764	1237	38.7	550	10	399	524	130	305	2133	66.7
2010-11	22-12	34	6850	815	2039	.400	169	531	.318	397	614	.647	454	879	1333	39.2	513	5	420	520	129	296	2196	64.6
2011-12	24-9	33	6700	751	1957	.384	167	580	.288	380	583	.652	510	767	1277	38.7	503	8	431	488	127	317	2049	62.1
2012-13	20-13	33	6725	802	1992	.403	163	549	.297	422	621	.680	472	822	1294	39.2	545	12	496	506	131	312	2189	66.3
2013-14	19-11	30	6000	714	1737	.411	177	508	.348	392	572	.685	394	690	1084	36.1	512	7	452	397	139	277	1997	66.6
2014-15	18-14	32	6425	659	1800	.366	155	524	.296	437	669	.653	438	845	1283	40.1	548	9	383	421	112	212	1910	59.7
2015-16	12-18	30	6050	676	1850	.424	111	424	.262	341	505	.675	431	752	1183	39.4	558	14	343	465	91	209	1804	60.1
2016-17	13-17	30	6000	719	1807	.398	177	535	.331	309	465	.665	405	745	1150	38.3	514	10	376	434	114	223	1924	64.1
2017-18	13-18	31	6200	756	2077	.364	237	826	.287	355	496	.675	393	780	1173	37.8	503	8	374	360	105	211	2084	67.2
2018-19	13-17	37	7425	961	2413	.398	296	922	.321	518	710	.730	421	933	1354	36.6	620	5	427	427	146	315	2736	73.9

YEARLY LEADERS

POINTS

2018–19 Chelsea Dungee, R–So.	759
2017–18 Malica Monk, Jr.	494
2016–17 Jessica Jackson, Sr.	426
2015–16 Jessica Jackson, Jr.	477
2014–15 Jessica Jackson, So.	477
2013–14 Jessica Jackson, Fr.	485
2012–13 Sarah Watkins, Sr.	422
2011–12 C'eira Ricketts, Jr.	373
2010–11 C'eira Ricketts, Sr.	372
2009–10 Charity Ford, Sr.	378
2008–09 C'eira Ricketts, Fr.	402
2007–08 Ayana Brereton, Sr.	344
2006–07 Lauren Ervin, Jr.	395
2005–06 Dominique Washington, Jr.	246
2004–05 Sarah Pfeifer, So.	383
2003–04 Shameka Christon*, Sr.	611
2002–03 Shameka Christon, Jr.	496
2001–02 Shameka Christon, So.	517
2000–01 Wendi Willits, Sr.	430
1999–00 Wendi Willits, Jr.	451
1998–99 Wendi Willits, So.	470
1997–98 Karyn Karlin,So.	501
1996–97 Kimberly Wilson, Sr.	434
1995–96 Kimberly Wilson, Jr.	502
1994–95 Stephanie Bloomer, Sr.	417
1993–94 Kimberly Wilson, Fr.	384
1992–93 Shea Henderson, Jr.	252
1991–92 Amber Nicholas, Sr.	276
1990–91 Delmonica DeHorney*, Sr.	583
1989–90 Delmonica DeHorney*, Jr.	581
1988–89 Shelly Wallace, Sr.	692
1987–88 Shelly Wallace, Jr.	463
1986–87 Lanell Dawson, Sr.	453
1985–86 Lanell Dawson, Jr.	344
1984–85 Bettye Fiscus, Sr.	554
1983–84 Amanda Holley, Sr.	411
1982–83 Bettye Fiscus, So.	476
1981–82 Bettye Fiscus, Fr.	655
1980–81 Cheryl Orcholski, Fr.	319
1979–80 Lita Stricklin, So.	442
1978–79 Lita Stricklin, Fr.	365
1977–78 Debbie Roe, Sr.	300

SCORING AVERAGE

2018–19 Chelsea Dungee, R–So.	20.5
2017–18 Malica Monk, Jr.	15.9
2016–17 Jessica Jackson, Sr.	14.7
2015–16 Jessica Jackson, Jr.	16.5
2014–15 Jessica Jackson, So.	14.9
2013–14 Jessica Jackson, Fr.	16.2
2012–13 Sarah Watkins, Sr.	12.8
2011–12 C'eira Ricketts, Sr.	11.3
2010–11 Keira Peak. Fr.	14.0
2009–10 Charity Ford, Sr.	11.6
2008–09 C'eira Ricketts, Fr.	12.6
2007–08 Lauren Ervin, Sr.	16.0
2006–07 Lauren Ervin, Jr.	12.7
2005–06 Brittney Vaughn, So.	10.4
2004–05 Sarah Pfeifer, So.	12.4
2003–04 Shameka Christon, Sr.	21.8
2002–03 Shameka Christon, Jr.	15.5
2001–02 Shameka Christon, So.	16.7
2000–01 Wendi Willits, Sr.	13.0
1999–00 Wendi Willits, Jr.	14.1
1998–99 Karyn Karlin, Jr.	16.0
1997–98 Karyn Karlin, So.	15.2
1996–97 Kimberly Wilson, Sr.	15.5
1995–96 Christy Smith, So.	16.5
1994–95 Stephanie Bloomer, Sr.	14.4
1993–94 Kimbrly Wilson, Fr.	13.2
1992–93 Shea Henderson, Jr.	9.3
1991–92 Sha Hopson, So.	18.1
1990–91 Delmonica DeHorney, Sr.	18.2
1989–90 Delmonica DeHorney, Jr.	20.0
1988–89 Shelly Wallace, Sr.	23.1
1987–88 Shelly Wallace, Jr.	16.5
1986–87 Tracy Webb, Sr.	14.1
1985–86 Monica Brown, Jr.	13.9
1984–85 Bettye Fiscus, Sr.	19.8
1983–84 Bettye Fiscus, Jr.	16.9
1982–83 Bettye Fiscus, So.	18.3
1981–82 Bettye Fiscus, Fr.	18.7
1980–81 Cheryl Orcholski	11.0
1979–80 NA	NA
1978–79 NA	NA
1977–78 NA	NA
1976–77 NA	NA

FG MADE

2018–19 Chelsea Dungee, R–So.	232
2017–18 Malica Monk, Jr.	171
2016–17 Jessica Jackson, Sr.	145
2015–16 Jessica Jackson, Jr.	170
2014–15 Jessica Jackson, So.	161
2013–14 Jessica Jackson, Fr.	163
2012–13 Sarah Watkins, Sr.	159
2011–12 C'eira Ricketts, Sr.	145
2010–11 C'eira Ricketts, Jr.	171
2009–10 Charity Ford, Sr.	144
2008–09 C'eira Ricketts, Fr.	156
2007–08 Ayana Brereton, Jr.	137
2006–07 Lauren Ervin, Jr.	158
2005–06 Dominique Washington, Jr.	98
2004–05 Sarah Pfeifer, So.	147
2003–04 Shameka Christon, Sr.	219
2002–03 Shameka Christon, Jr.	193
2001–02 Shameka Christon, So.	197
2000–01 Wendi Willits, Sr.	139
1999–00 Wendi Willits, Jr.	149
1998–99 Wendi Willits, So.	143
1997–98 Karyn Karlin, So.	198
1996–97 Kimberly Wilson, Sr.	160
1995–96 Kimberly Wilson, Jr.	173
1994–95 Kimberly Wilson, So.	149
1993–94 Kimberly Wilson, Fr.	134
1992–93 Shea Henderson, Jr.	95
1991–92 Blair Savage, Jr.	108
1990–91 Delmonica DeHorney, Sr.	227
1989–90 Delmonica DeHorney, Jr.	219
1988–89 Shelly Wallace, Sr.	267
1987–88 Shelly Wallace, Jr.	184
1986–87 Lanell Dawson, So.	186
1985–86 Lanell Dawson, Fr.	168
1984–85 Bettye Fiscus, Sr.	219
1983–84 Amanda Holley, Jr.	171
1982–83 Amanda Holley, So.	183
1981–82 Bettye Fiscus, Fr.	236
1980–81 Cheryl Orcholski	141
1979–80 NA	NA
1978–79 NA	NA
1977–78 NA	NA
1976–77 NA	NA

FG ATTEMPTS

2018–19 Chelsea Dungee, R–So.	574
2017–18 Malica Monk, Jr.	488
2016–17 Jessica Jackson, Sr.	388
2015–16 Jessica Jackson, Jr.	418
2014–15 Jessica Jackson, So.	431
2013–14 Jessica Jackson, Fr.	385
2012–13 Sarah Watkins, Sr.	343
2011–12 C'eira Ricketts, Sr.	343
2010–11 C'eira Ricketts, Jr.	449
2009–10 Charity Ford, Sr.	348
2008–09 C'eira Ricketts, Fr.	365
2007–08 Ayana Brereton, Jr.	297
2006–07 Donica Cosby, Fr.	323
2005–06 Dominique Washington, Jr.	251
2004–05 Sarah Pfeifer, So.	330
2003–04 Shameka Christon, Sr.	500
2002–03 Shameka Christon, Jr.	434
2001–02 Shameka Christon, So.	417
2000–01 Wendi Willits, Sr.	367
1999–00 Wendi Willits, Jr.	370
1998–99 Wendi Willits, So.	322
1997–98 Karyn Karlin, So.	411
1996–97 Kimberly Wilson, Sr.	366
1995–96 Kimberly Wilson, Jr.	343
1994–95 Kimberly Wilson, So.	355
1993–94 Kimberly Wilson, Fr.	330
1992–93 Shea Henderson, Jr.	235
1991–92 Blair Savage, Jr.	212
1990–91 Delmonica DeHorney, Sr.	359
1989–90 Juliet Jackson, Sr.	389
1988–89 Shelly Wallace, Sr.	426
1987–88 Shelly Wallace, Jr.	320
1986–87 Tracy Webb, Sr.	358
1985–86 Lanell Dawson, Fr.	319
1984–85 Bettye Fiscus, Sr.	439
1983–84 Amanda Holley, Jr.	318
1982–83 Amanda Holley, So.	344
1981–82 Bettye Fiscus, Fr.	486
1980–81 Cheryl Orcholski	310
1979–80 NA	NA
1978–79 NA	NA
1977–78 NA	NA
1976–77 NA	NA

YEARLY LEADERS

FG PCT. (MIN. 100 ATT.)

2018–19	Kiara Williams	.605
2017–18	Kiara Williams (105–201), So.	.522
2016–17	Keiryn Swenson (89–179), So.	.437
2015–16	Alecia Cooley (74–148), Jr.	.500
2014–15	Melissa Wolff (118–258), Jr.	.457
2013–14	Jhasmin Bowen (99–193), Jr.	.513
2012–13	Jhasmin Bowen (90–179), So.	.503
2011–12	C'eira Ricketts (152–371), Sr.	.410
2010–11	Ashley Daniels (111–226), Jr.	.491
2009–10	Ashley Daniels (74–142). So.	.521
2008–09	Whitney Jones (131–277)	.473
2007–08	Lauren Ervin (99–186)	.532
2006–07	Lauren Ervin (158–279)	.566
2005–06	Whitney Jones (70–146)	.480
2004–05	Danielle Allen (120–257)	.467
2003–04	Ruby Vaden (98–174)	.563
2002–03	Ruby Vaden (94–207)	.454
2001–02	Shameka Christon (197–418)	.471
2000–01	Lonniya Bragg (138–252)	.548
1999–00	Lonniya Bragg (127–214)	.594
1998–99	Lonniya Bragg (115–204)	.564
1997–98	Karen Jones (61–109)	.560
1996–97	Shaka Massey (119–231)	.515
1995–96	Shaka Massey (162–283)	.571
1994–95	Karen Jones (65–107)	.608
1993–94	Kelly Johnson (119–220)	.541
1992–93	Blair Savage (89–182)	.489
1991–92	Blair Savage (108–212)	.509
1990–91	Del. DeHorney (227–359)	.632
1989–90	Del. DeHorney (219–349)	.628
1988–89	Shelly Wallace (267–426)	.627
1987–88	Del. DeHorney (146–243)	.601
1986–87	Shelly Wallace (99–191)	.518
1985–86	Monica Brown (118–217)	.544
1984–85	Bettye Fiscus (219–439)	.500
1983–84	Bettye Fiscus (158–296)	.534
1982–83	Amanda Holley (183–344)	.532
1981–82	Kim Bunge (160–328)	.488
1980–81	Mary Munsch (100–211)	.474
1979–80	Lita Stricklin (179–352)	.508
1978–79	Lita Stricklin (109–229)	.475

3-POINT FG

2018–19	Alexis Tolefree, Jr.	77
2017–18	Devin Cosper, Gr.	65
2016–17	Jessica Jackson, Sr.	46
2015–16	Jessica Jackson, Jr.	48
2014–15	Jessica Jackson, So.	56
2013–14	Jessica Jackson, Fr.	48
2012–13	Calli Berna, So.	34
2011–12	Lyndsay Harris, Sr.	71
2010–11	Lyndsay Harris, Jr.	81
2009–10	Lyndsay Harris, So.	75
2008–09	Lyndsay Harris, Fr.	56
2007–08	Charity Ford, So.	38
2006–07	Donica Cosby, Fr.	52
2005–06	Leslie Howard, Jr.	49
2004–05	Rochelle Vaughn, Jr.	41
2003–04	Shameka Christon, Sr.	47
2002–03	India Lewis, Sr.	76
2001–02	India Lewis, Jr.	89
2000–01	Wendi Willits, Sr.	87
1999–00	Wendi Willits, Jr.	73
1998–99	Wendi Willits, So.	104
1997–98	Wendi Willits, Fr.	52
1996–97	Kimberly Wilson, Sr.	57
1995–96	Kimberly Wilson, Jr.	89
1994–95	Kimberly Wilson, So.	60
1993–94	Kimberly Wilson, Fr.	61
1992–93	Shannon Jones, Jr.	29
1991–92	Amber Nicholas, Sr.	31
1990–91	Amber Nicholas, Jr.	41
1989–90	Amber Nicholas, So.	31
1988–89	Lisa Martin, Sr.	43
1987–88	Lisa Martin, Jr.	23

3-POINT FGA

2018–19	Alexis Tolefree, Jr.	268
2017–18	Devin Cosper, Gr.	229
2016–17	Jessica Jackson, Sr.	138
2015–16	Jessica Jackson, Jr.	150
2014–15	Jessica Jackson, So.	163
2013–14	Jessica Jackson, Fr.	125
2012–13	Calli Berna, So.	117
2011–12	Lyndsay Harris, Sr.	213
2010–11	Lyndsay Harris, Jr.	232
2009–10	Lyndsay Harris, So.	220
2008–09	Lyndsay Harris, Fr.	193
2007–08	Charity Ford, So.	123
2006–07	Donica Cosby, Fr.	172
2005–06	Rochelle Vaughn, Sr.	138
2004–05	Rochelle Vaughn, Jr.	138
2003–04	Shameka Christon, Sr.	129
2002–03	India Lewis, Sr.	234
2001–02	India Lewis, Jr.	271
2000–01	Wendi Willits, Sr.	215
1999–00	Wendi Willits, Jr.	184
1998–99	Wendi Willits, So.	226
1997–98	Wendi Willits, Fr.	146
1996–97	Kimberly Wilson, Sr.	153
1995–96	Kimberly Wilson, Jr.	192
1994–95	Kimberly Wilson, So.	167
1993–94	Kimberly Wilson, Fr.	161
1992–93	Shannon Jones, Jr.	110
1991–92	Amber Nicholas, Sr.	88
1990–91	Amber Nicholas, Jr.	86
1989–90	Amber Nicholas, So.	71
1988–89	Lisa Martin, Sr.	120
1987–88	Lisa Martin, Jr.	59

THREE-POINT PCT. (MIN. 40 ATT.)

2018–19	Jailyn Mason, Jr.	.380
2017–18	Jailyn Mason (47–130), So.	.367
2016–17	Keiryn Swenson (31–71), So.	.437
2015–16	Jess Jackson (48–150), Jr.	.320
2014–15	Jess Jackson (56–163), So.	.344
2013–14	Jess Jackson (48–125), Fr.	.384
2012–13	Erin Gatling (30–79), Sr.	.380
2011–12	Lyndsay Harris (71–213), Sr.	.333
2010–11	Sarah Watkins (23–64), So.	.359
2009–10	Lyndsay Harris (75–220), So.	.341
2008–09	Ayanna Brereton (27–32)	.404
2007–08	Brittney Vaughn (28–65)	.431
2006–07	D. Washington (64–173)	.370
2005–06	Kristin Peoples (27–61)	.443
2004–05	Sheree Thompson (30–92)	.326
2003–04	Shameka Christon (47–129)	.364
2002–03	Shameka Christon (29–81)	.358
2001–02	India Lewis (89–271)	.328
2000–01	Wendi Willits (87–215)	.405
1999–00	India Lewis (66–166)	.398
1998–99	Wendi Willits (104–226)*	.460
1997–98	Wendi Willits (52–146)	.356
1996–97	Kimberly Wilson (57–153)*	.373
1995–96	Kimberly Wilson (89–192)	.464
1994–95	Kimberly Wilson (60–167)	.359
1993–94	Kimberly Wilson (61–161)	.379
1992–93	Angela Davis (12–34)*	.353
1991–92	Sha Hopson (19–43)	.442
1990–91	Amber Nicholas (41–86)	.477
1989–90	Amber Nicholas (31–71)	.437
1988–89	Amber Nicholas (18–46)	.391
1987–88	Lisa Martin (23–59)	.390
1986–87	Juliet Jackson (1–6)!	.167

FT MADE

2018–19	Chelsea Dungee, R–So.	229
2017–18	Malica Monk, Jr.	114
2016–17	Jessica Jackson, Sr.	90
2015–16	Jessica Jackson, Jr.	89
2014–15	Kelsey Brooks, So.	132
2013–14	Jessica Jackson, Fr.	111
2012–13	Sarah Watkins, Sr.	101
2011–12	Sarah Watkins, Jr.	82
2010–11	C'eira Ricketts, Jr.	101
2009–10	Ashley Daniels, So.	57
2008–09	C'eira Ricketts, Fr.	78
2007–08	Brittney Vaughn, Sr.	74
2006–07	Donica Cosby, Fr.	81
2005–06	Kristin Peoples, Jr.	50
2004–05	Kristin Peoples, So.	113
2003–04	Shameka Christon, Sr.	126
2002–03	Dana Cherry, Sr.	93
	India Lewis, Sr.	93
2001–02	Dana Cherry, Jr.	93
2000–01	Lonniya Bragg, Sr.	83
1999–00	Karyn Karlin, Sr.	82
1998–99	Sytia Messer, Sr.	110
1997–98	Christy Smith, Sr.	119
1996–97	Christy Smith, Jr.	98
1995–96	Christy Smith, So.	110
1994–95	Christy Smith, Fr.	134
1993–94	Shea Henderson, Sr.	127
1992–93	Angela Davis, Sr.	60
1991–92	Stephanie Bloomer, Fr.	54
1990–91	Delmonica DeHorney, Sr.	129
1989–90	Delmonica DeHorney, Jr.	143
1988–89	Shelly Wallace, Sr.	158
1987–88	Delmonica DeHorney, Fr.	117
1986–87	Tracy Webb, Sr.	116
1985–86	Tracy Webb, Jr.	91
1984–85	Bettye Fiscus, Sr.	116
1983–84	Bettye Fiscus, Jr.	72
1982–83	Bettye Fiscus, So.	114
1981–82	Bettye Fiscus, Fr.	183
1980–81	Monica Van Parys	78
1979–80	NA	NA
1978–79	NA	NA
1977–78	NA	NA
1976–77	NA	NA

FT ATTEMPTS

2018–19	Chelsea Dungee, R–So	275
2017–18	Malica Monk, Jr.	146
2016–17	Jessica Jackson, Sr.	128
2015–16	Jessica Jackson, Jr.	121
2014–15	Kelsey Brooks, So.	199
2013–14	Jessica Jackson, Fr.	138
2012–13	Sarah Watkins, Sr.	129
2011–12	Sarah Watkins, Jr.	111
2010–11	C'eira Ricketts, Jr.	148
2009–10	Ashley Daniels, So.	77
2008–09	C'eira Ricketts, Fr.	111
2007–08	Brittney Vaughn, Sr.	110
2006–07	Lauren Erivn, Jr.	107
2005–06	Kristin Peoples, Jr.	62
2004–05	Kristin Peoples, So.	163
2003–04	Shameka Christon, Sr.	166
2002–03	Dana Cherry, Sr.	125
2001–02	Shameka Christon, So.	133
2000–01	Lonniya Bragg, Sr.	128
1999–00	Karyn Karlin, Sr.	115
1998–99	Sytia Messer, Sr.	139
1997–98	Christy Smith, Sr.	143
1996–97	Christy Smith, Jr.	121
1995–96	Christy Smith, So.	138
1994–95	Christy Smith, Fr.	149
1993–94	Shea Henderson, Sr.	194
1992–93	Shannon Jones, Jr.	76
1991–92	Stephanie Bloomer, Fr.	82
1990–91	Delmonica DeHorney, Sr.	177
1989–90	Delmonica DeHorney, Jr.	213
1988–89	Shelly Wallace, Sr.	220
1987–88	Delmonica DeHorney, Fr.	170
1986–87	Tracy Webb, Sr.	145
1985–86	Tracy Webb, Jr.	130
1984–85	Bettye Fiscus, Sr.	148
1983–84	Amanda Holley, Jr.	97
1982–83	Bettye Fiscus, So.	151
1981–82	Bettye Fiscus, Fr.	229
1980–81	Monica Van Parys	119
1979–80	NA	NA
1978–79	NA	NA
1977–78	NA	NA
1976–77	NA	NA

YEARLY LEADERS

FREE THROW PCT.
(MIN. 50 ATT.)

2018–19	Chelsea Dungee, R–So. (229–275) .833	
2017–18	Malica Monk (114–146), Jr.	.781
2016–17	Jessica Jackson (90–128), Sr.	.703
2015–16	Jess Jackson (89–121), Jr.	.736
2014–15	Jess Jackson (99–126), So.	.786
2013–14	Jess Jackson (111–138), Fr.	.804
2012–13	Erin Gatling (40–51), Sr.	.784
2011–12	Sarah Watkins (82–111), Jr.	.739
2010–11	Lyndsay Harris (45–65), Sr.	.692
2009–10	Charity Ford (55–63), Sr.	.873
2008–09	Charity Ford (43–59), Jr.	.729
2007–08	Lauren Ervin (45–55), Jr.	.818
2006–07	Sarah Pfeifer (55–68), Sr.	.809
2005–06	Kristin Peoples (50–62)	.807
2004–05	Sarah Pfeifer (89–126)	.706
2003–04	Shameka Christon (126–166)	.759
2002–03	India Lewis (93–109)	.853
2001–02	India Lewis (62–74)	.838
2000–01	Wendi Willits (65–78)	.833
1999–00	Wendi Willits (80–94)	.851
1998–99	Wendi Willits (70–87)	.805
1997–98	Christy Smith (119–143)	.832
1996–97	Kimberly Wilson (57–68)	.838
1995–96	Kimberly Wilson (67–78)	.859
1994–95	Christy Smith (134–149)**	.899
1993–94	Kelly Johnson (59–74)	.797
1992–93	Angela Davis (60–73)	.822
1991–92	Amber Nicholas (49–56)	.875
1990–91	Amber Nicholas (53–66)	.803
1989–90	Amber Nicholas (46–53)	.868
1988–89	Shelly Wallace (158–220)	.718
1987–88	Robyn Irwin (58–83)	.699
1986–87	Tracy Webb (116–145)	.800
1985–86	Debra Williams (45–61)	.738
1984–85	Bettye Fiscus (61–83)	.735
1983–84	Cheryl Orcholski (49–58)	.845
1982–83	Bettye Fiscus (114–151)	.755
1981–82	Connie Fitzgerald (57–69)	.826
1980–81	Mary Munsch (48–66)	.727
1979–80	Lita Stricklin (84–135)	.622
1978–79	Donna Bucella (31–44)	.689

REBOUNDS

2018–19	Kiara Williams, Jr.	243
2017–18	Kiara Williams, So.	211
2016–17	Jessica Jackson, Sr.	186
2015–16	Melissa Wolff, Sr.	228
2014–15	Melissa Wolff, Jr.	251
2013–14	Jessica Jackson, Fr.	181
2012–13	Quistelle Williams, Sr.	231
2011–12	Ashley Daniels, Sr.	210
2010–11	Ashley Daniels, Jr.	248
2009–10	Ashley Daniels, So.	184
2008–09	Whitney Jones,Sr.	247
2007–08	Whitney Jones, Jr.	211
2006–07	Lauren Ervin, Jr.	319
2005–06	Melissa Hobbs	142
2004–05	Danielle Allen	166
2003–04	Shameka Christon	195
2002–03	Shameka Christon	194
2001–02	Shameka Christon	193
2000–01	Lonniya Bragg	221
1999–00	Lonniya Bragg	204
1998–99	Lonniya Bragg	168
1997–98	Karyn Karlin	181
1996–97	Karyn Karlin	193
1995–96	Sytia Messer	177
1994–95	Stephanie Bloomer	225
1993–94	Yolanda Dickson	199
1992–93	Stephanie Bloomer	168
1991–92	Stephanie Bloomer	144
1990–91	Blair Savage	217
1989–90	Delmonica DeHorney	203
1988–89	Shelly Wallace*	381
1987–88	Shelly Wallace	329
1986–87	Bronwyn Wynn	121
1985–86	Sheila Burkes	194
1984–85	Monica Brown	106
1983–84	Amanda Holley	187
1982–83	Amanda Holley	212
1981–82	Bettye Fiscus	282
1980–81	Monica Van Parys	183
1979–80	Lita Stricklin	190
1978–79	Lita Stricklin	175
1977–78	Marsha Lackey–Vining	173

REBOUNDING AVE

2018–19	Kiara Williams, Jr.	6.6
2017–18	Kiara Williams, So.	6.8
2016–17	Jessica Jackson, Sr.	6.4
2015–16	Jessica Jackson, Jr.	6.3
2014–15	Jhasmin Bowen, Sr.	6.4
2013–14	Jessica Jackson, Fr.	6.0
2012–13	Keira Peak, Jr.	7.0
2011–12	Ashley Daniels, Sr.	6.4
2010–11	Ashley Daniels, Jr.	6.2
2009–10	Ashley Daniels, So.	6.2
2008–09	C'eira Ricketts, Fr.	6.3
2007–08	Lauren Ervin, Sr.	11.0
2006–07	Lauren Ervin, Jr.	10.2
2005–06	Kristin Peoples, Jr.	11.9
2004–05	Kristin Moore, Jr.	5.9
2003–04	Shameka Christon, Sr.	6.9
2002–03	Shameka Christon, Jr.	6.1
2001–02	Shameka Christon, So.	6.2
2000–01	Lonniya Bragg, Sr.	6.7
1999–00	Lonniya Bragg, Jr.	6.6
1998–99	Karyn Karlin, Jr.	6.3
1997–98	Karyn Karlin, So.	5.5
1996–97	Karyn Karlin, Fr.	6.9
1995–96	Carrie Sattrfield, Fr.	5.5
1994–95	Kelly Johnson, Jr.	5.8
1993–94	Yolanda Dickson, Sr.	6.9
1992–93	Stephanie Bloomer, So.	6.2
1991–92	Stephanie Bloomer, Fr.	5.8
1990–91	Blaire Savage, So.	6.8
1989–90	Blair Savage, Fr.	5.6
1988–89	Shelly Wallace, Sr.	12.7
1987–88	Shelly Wallace, Jr.	11.8
1986–87	Shelly Wallace, So.	5.8
1985–86	Monica Brown, Jr.	7.9
1984–85	Monica Brown, So.	6.5
1983–84	Amanda Holley, Jr.	7.9
1982–83	Bettye, Fiscus, So.	7.3
	Amanda Holley, So.	7.3
1981–82	Betty Fiscus, Fr.	8.1
1980–81	Kim Bunge	6.4
1979–80	NA	NA
1978–79	NA	NA
1977–78	NA	NA
1976–77	NA	NA

ASSISTS

2018–19	Malica Monk, Sr.	117
2017–18	Malica Monk, Jr.	122
2016–17	Jailyn Mason, Fr.	93
2015–16	Jordan Danberry, Fr.	70
2014–15	Calli Berna, Sr.	166
2013–14	Calli Berna, Jr.	205
2012–13	Calli Berna, So.	208
2011–12	C'eira Ricketts, Sr.	143
2010–11	C'eira Ricketts, Jr.	127
2009–10	C'eira Ricketts, So.	121
2008–09	C'eira Ricketts, Fr.	125
2007–08	Brittney Vaughn, Sr.	128
2006–07	Brittney Vaughn, Jr.	176
2005–06	Brittney Vaughn, So.	120
2004–05	Kristin Peoples	96
2003–04	Rochelle Vaughn	156
2002–03	Lakishia Harper	150
2001–02	Amy Wright	205
2000–01	Amy Wright	198
1999–00	Amy Wright	142
1998–99	Amy Wright	172
1997–98	Christy Smith	146
1996–97	Christy Smith	131
1995–96	Kimberly Wilson	127
1994–95	Christy Smith	133
1993–94	Shea Henderson	123
1992–93	Shea Henderson	68
1991–92	Amber Nicholas	89
1990–91	Amber Nicholas	180
1989–90	Amber Nicholas	169
1988–89	Donna Wilson	186
1987–88	Donna Wilson	146
1986–87	Tracy Webb	173
1985–86	Tracy Webb	86
1984–85	Tracy Webb	104
1983–84	Tracy Webb	61
1982–83	Cheryl Orcholski	101
1981–82	Doris Gaiser	61
1980–81	Leah Gordon	91
1979–80	Kathy Caton	72
1978–79	Kathy Caton	62
1977–78	Marsha Lackey–Vining	74

YEARLY LEADERS

STEALS

2018–19	Alexis Tolefree, Jr.	52
2017–18	Malica Monk, Jr.	50
2016–17	Malica Monk, So.	61
2015–16	Devin Cosper, So.	34
2014–15	Kelsey Brooks, So.	52
2013–14	Calli Berna, Jr.	60
2012–13	Keira Peak, Jr.	54
2011–12	C'eira Ricketts, Sr.	88
2010–11	C'eira Ricketts, Jr.	77
2009–10	C'eira Ricketts, So.	73
2008–09	C'eira Ricketts, Fr.	82
2007–08	Brittney Vaughn	58
2006–07	Brittney Vaughn	71
2005–06	Brittney Vaughn	43
2004–05	Rochelle Vaughn	63
2003–04	Rochelle Vaughn	57
2002–03	India Lewis	68
2001–02	India Lewis	72
2000–01	Amy Wright	54
1999–00	Karyn Karlin	47
1998–99	Amy Wright	38
1997–98	Christy Smith	54
1996–97	Karyn Karlin	55
1995–96	Kelly Johnson	49
1994–95	Christy Smith	89
1993–94	Shea Henderson	74
1992–93	Shea Henderson	58
1991–92	Amber Nicholas	66
1990–91	Sally Moore	68
1989–90	Amber Nicholas	67
1988–89	Shelly Wallace	70
1987–88	Juliet Jackson	61
1986–87	Tracy Webb	95
1985–86	Tracy Webb	70
1984–85	Tracy Webb	68
1983–84	Amanda Holley	54
1982–83	Bettye Fiscus	57
1981–82	Bettye Fiscus	76
1980–81	Connie Fitzgerald	80
1979–80	Lita Stricklin	88
1978–79	Sandy Scranton	54

BLOCKS

2018–19	Kiara Williams, Jr.	54
2017–18	Kiara Williams, So.	29
2016–17	Alecia Cooley, Sr.	28
2015–16	Jessica Jackson, Jr.	33
2014–15	Jessica Jackson, So.	33
2013–14	Jessica Jackson, Fr.	45
2012–13	Sarah Watkins, Sr.	40
2011–12	Sarah Watkins, Jr.	63
2010–11	Sarah Watkins, So.	58
2009–10	Sarah Watkins, Fr.	40
2008–09	Whitney Jones, Sr.	47
2007–08	Ayana Brereton, Jr.	33
2006–07	Lauren Erivn, Jr.	76
2005–06	Whitney Jones, Fr.	22
2004–05	Sarah Pfeifer, So.	22
2003–04	Shameka Christon, Sr.	46
2002–03	Shameka Christon, Jr.	35
2001–02	Shameka Christon, So.	47
2000–01	Shameka Christon, Fr.	29
1999–2000	Lonniya Bragg, Jr.	16
1998–99	Treva Christensen, Sr.	26
1997–98	Treva Christensen, Jr.	22
1996–97	Karyn Karlin, Fr.	35
1995–96	Shaka Massey, Fr.	39
1994–95	Stephanie Bloomer, Sr.	33
1993–94	Stephanie Bloomer, Jr.	35
1992–93	Stephanie Bloomer, So.	31
1991–92	Stephanie Bloomer, Fr.	27
1990–91	Delmonica DeHorney, Sr.	70
1989–90	Delmonica DeHorney, Jr.	83
1988–89	Robyn Irwin, Sr.	37
1987–88	Robyn Irwin, Jr.	33
1986–87	Bronwyn Wynn	23
1985–86	Robyn Irwin, Fr.	37
1984–85	Dianna Harris	6
1983–84	Amanda Holley, Jr.	42
1982–83	Amanda Holley, So.	50
1981–82	Amanda Holley, Fr.	55
1980–81	Kim Bunge	38
1979–80	NA	NA
1978–79	NA	NA
1977–78	NA	NA
1976–77	NA	NA

PERSONAL FOULS

2018–19	Chelsea Dungee, R–So.	95
2017–18	Devin Cosper, Gr.	75
2016–17	Jessica Jackson, Sr.	80
2015–16	Jessica Jackson, Jr.	76
2014–15	Jhasmin Bowen, Sr.	99
2013–14	Jhasmin Bowen, Jr.	82
2012–13	Sarah Watkins, Sr.	104
2011–12	Sarah Watkins, Jr.	87
2010–11	Sarah Watkins, So.	93
2009–10	Lyndsay Harris, So.	104
2008–09	Whitney Jones, Jr.	98
2007–08	Sarah Pfeifer, Sr.	80
2006–07	Sarah Pfeifer, Jr.	84
2005–06	Kristin Moore	67
2004–05	Sarah Pfeifer, So.	83
2003–04	Rochelle Vaughn	84
2002–03	Shameka Christon, Jr.	88
2001–02	Kiesha Beard	80
2000–01	Shameka Christon, Fr.	90
1999–2000	Brandi Whitehead	85
1998–99	Sytia Messer, Sr.	93
1997–98	Sytia Messer, Jr.	93
1996–97	Shaka Massy, So.	77
1995–96	Shaka Massy, Fr.	98
1994–95	Stephanie Bloomer, Sr.	84
1993–94	Shannon Jones, Sr.	87
1992–93	Yolanda Dickson	81
1991–92	Stephanie Bloomer, Fr.	77
1990–91	Blair Savage	82
1989–90	Delmonica DeHorney, Jr.	97
1988–89	Robyn Irwin, Sr.	82
1987–88	Delmonica DeHorney, Fr.	98
1986–87	Tracy Webb, Sr.	41
1985–86	Shelly Wallace, Fr.	79
1984–85	Tracy Webb, So.	79
1983–84	Tracy Webb, Fr.	86
1982–83	Amanda Holley, So.	98
1981–82	Amanda Holley, Fr.	117
1980–81	Connie Fitzgerald	106
1979–80	NA	NA
1978–79	NA	NA
1977–78	NA	NA
1976–77	NA	NA

MINUTES PLAYED

2018–19	Chelsea Dungee, R–So.	1227
2017–18	Malica Monk, Jr.	1061
2016–17	Jailyn Mason, Fr.	894
2015–16	Jessica Jackson, Jr.	920
2014–15	Calli Berna, Sr.	1189
2013–14	Calli Berna, Jr.	1032
2012–13	Calli Berna, So.	1168
2011–12	C'eria Ricketts, Sr.	1027
2010–11	C'eria Ricketts, Jr.	1145
2009–10	C'eira Ricketts, So.	1039
2008–09	C'eira Ricketts, Fr.	1020
2007–08	Brittney Vaughn, Sr.	928
2006–07	Brittney Vaughn, Jr.	947
2005–06	NA	NA
2004–05	Rochelle Vaughn	894
2003–04	Rochelle Vaughn	947
2002–03	India Lewis, Sr.	1149
2001–02	India Lewis, Jr.	1102
2000–01	Wendi Willits, Sr.	1056
1999–2000	Wendi Willits, Jr.	1108
1998–99	Wendi Willits, So.	1001
1997–98	Christy Smith, Sr.	1133
1996–97	Christy Smith, Jr.	920
1995–96	Kimberly Wilson, Jr.	1137
1994–95	Christy Smith, Fr.	1126
1993–94	Shea Henderson, Sr.	1004
1992–93	Shea Henderson, Jr.	802
1991–92	Amber Nicholas, Sr.	949
1990–91	Amber Nicholas, Jr.	1045
1989–90	Amber Nicholas, So.	971
1988–89	Shelly Wallace, Sr.	1006
1987–88	Shelly Wallace, Jr.	945
1986–87	Tracy Webb, Sr.	541
1985–86	Shelly Wallace, Fr.	1006
1984–85	NA	NA
1983–84	Amanda Holley, Jr.	868
1982–83	NA	NA
1981–82	NA	NA
1980–81	NA	NA
1979–80	NA	NA
1978–79	NA	NA
1977–78	NA	NA
1976–77	NA	NA

(Cumulative statistics for the 1976–77 and 1977–78 seasons are incomplete. Three-point goals began in women's collegiate basketball with the 1986–87 season.)
*––Also led the conference
**––Also led the nation

CAREER RECORDS

POINTS

	NAME (CAREER)	YR	GP	PTS
1.	Bettye Fiscus (81–85)	4	112	2,073
2.	Shameka Christon (00–04)	4	123	1,951
3.	Jessica Jackson (14–17)	4	120	1,865
4.	Del. DeHorney (87–91)	4	115	1,785
5.	Kimberly Wilson (93–97)	4	120	1,733
6.	Shelly Wallace (85–89)	4	119	1,583
7.	Wendi Willits (97–01)	4	131	1,574
8.	C'eira Ricketts (09–12)	4	129	1,537
9.	Christy Smith (94–98)	4	111	1,459
10.	Karyn Karlin (96–00)	4	111	1,441
11.	Tracy Webb (83–87)	4	117	1,403
12.	Dana Cherry (99–03)	4	130	1,389
13.	Sarah Watkins (10–13)	4	130	1,386
14.	Sytia Messer (95–99)	4	128	1,379
15.	Lyndsay Harris (09–12)	4	123	1,347
16.	Malica Monk (16–19)	4	122	1,320
17.	India Lewis (99–03)	4	128	1,308
18.	Cheryl Orcholski (80–84	4	123	1,239
19.	Juliet Jackson (86–90)	4	120	1,213
20.	Amber Nicholas (88–92)	4	117	1,209
	1,000 POINT CLUB			
21.	Stephanie Bloomer (91–95)	4	105	1,159
22.	Amanda Holley (81–84)	3	94	1,154
23.	Monica Brown (83–87)	4	103	1,145
24.	Kelly Johnson (92–96)	4	113	1,109
25.	Blair Savage (89–93)	4	114	1,072
26.	Sarah Pfeifer (02–08)	6	124	1,056
27.	Kim Bunge (79–83)	4	114	1,047
27.	Lonniya Bragg (97–01)	4	129	1,036
28.	Whitney Jones (05–09)	4	119	961
29.	Keira Peak (11–14)	4	126	936
30.	Charity Ford (07–10)	4	117	917
31.	Rochelle Vaughn (02–06)	4	120	894
32.	Devin Cosper (2016–18)	3	88	866
T33.	Jhasmin Bowen (12–15)	4	108	861
T33.	Jailyn Mason (17–present)	3	98	861
35.	Lanell Dawson (85–87)	2	59	858
36.	Shea Henderson (90–94)	4	92	807
37.	Kelsey Brooks (14–16)	3	88	806
38.	Ashley Daniels (09–10)	4	124	785
39.	Chelsea Dungee (19–present)	1	37	759
40.	Brittney Vaughn (04–08)	4	129	750
41.	Karen Jones (94–98)	4	125	748
42.	Sheila Burkes (83–87)	4	115	742
	Lita Stricklin (78–80)	2	45	742
43.	Calli Berna (12–15)	4	128	741
44.	Quistelle Williams (10–13)	4	116	714
45.	Melissa Wolff (13–16)	4	124	710
46.	Amy Wright (98–02)	4	131	703
47.	Monica Van Parys (78–82)	4	103	700
48.	Kristin Peoples (03–06)	3	71	683
49.	Shaka Massey (95–97)	2	60	676
50.	Lauren Ervin (06–08)	2	47	651

REBOUNDS

	NAME (CAREER)	YR	GP	REB
1.	Shelly Wallace (85–89)	4	119	1,013
2.	Bettye Fiscus (81–85)	4	112	785
3.	Jessica Jackson (14–17)	4	120	750
4.	Melissa Wolff (13–16)	4	124	729
5.	Ashley Daniels (09–10)	4	124	715
6.	Shameka Christon (00–04)	4	123	714
7.	Whitney Jones (05–09)	4	119	697
8.	Stephanie Bloomer (91–95)	4	105	691
9.	Monica Brown (83–87)	4	103	684
10.	Amanda Holley (81–84)	3	94	683
11.	Blair Savage (89–93)	4	114	675
12.	C'eira Ricketts (09–10)	4	129	664
13.	Lonniya Bragg (97–01)	4	129	658
14.	Karyn Karlin (96–00)	4	111	647
15.	Del. DeHorney (87–91)	4	115	644
16.	Kim Bunge (79–83)	4	114	636
17.	Sheila Burkes (83–87)	4	115	615
18.	Keira Peak (11–14)	4	126	611
19.	Sarah Watkins (10–13)	5	130	604
20.	Sytia Messer (95–99)	4	128	603
21.	Dana Cherry (99–03)	4	130	563
22.	Quistelle Williams (10–13)	4	116	548
23.	Kelly Johnson (92–96)	4	113	534
24.	Monica Van Parys (78–82)	4	103	527
25.	Calli Berna (12–15)	4	128	512
26.	Kiara Williams (17–present)	3	88	509
27.	Jhasmin Bowen (12–15)	4	108	503
28.	Sarah Pfeifer (02–08)	6	129	502
T29.	Kimberly Wilson (93–97)	4	120	499
T29.	Karen Jones (94–98)	4	125	499

DEFENSIVE REBOUNDS
(SINCE 2005-06)

	NAME (CAREER)	YR	O/D	DREB
1.	Jessica Jackson (14–17)	4	233–513	513
2.	C'eira Ricketts (09–12)	4	196–470	470
3.	Calli Berna (11–15)	4	52–460	460
4.	Ashley Daniels (09–12)	4	301–422	422
5.	Melissa Wolff (13–16)	4	311–418	418
6.	Whitney Jones (06–09)	4	279–417	417
7.	Shameka Chrison (01–04)	4	193–389	389
8.	Sarah Watkins (10–13)	4	241–369	369
9.	Quistelle Williams (10–13)	4	202–352	352
10.	Keira Peak (10–14)	4	270–343	343

OFFENSIVE REBOUNDS
(SINCE 2005-06)

	NAME (CAREER)	YR	O/D	OREB
1.	Melissa Wolff (13–16)	4	311–418	311
2.	Ashley Daniels (09–12)	4	301–422	301
3.	Whitney Jones (06–09)	4	279–417	279
4.	Keira Peak (10–14)	4	270–343	270
5.	Sarah Watkins (10–13)	4	241–369	241
T6.	Jhasmin Bowen (11–15)	4	233–270	233
T6.	Jessica Jackson (14–17)	4	233–517	233
8.	Kiara Williams (17–present)	3	219–290	219
9.	Sarah Pfeifer (03–05, 06–08)	4	213–289	213
10.	Quistelle Williams (10–13)	4	202–352	202

ASSISTS

	NAME (CAREER)	YR	GP	AST
1.	Amy Wright (98–02) *	4	131	717
2.	Calli Berna (12–15)	4	128	667
3.	Amber Nicholas (88–92)	4	117	538
4.	C'eira Ricketts (09–12)	4	129	516
5.	Christy Smith (94–98)	4	111	507
6.	Tracy Webb (83–87)	4	117	444
7.	Brittney Vaughn (04–08)	4	129	424
8.	Rochelle Vaughn (02–06)	4	120	421
9.	Malica Monk (16–19)	4	122	369
10.	Donna Wilson (87–89)	2	58	332
	Kimberly Wilson (93–97)	4	120	332
11.	Cheryl Orcholski (80–84)	4	123	323
12.	Juliet Jackson (86–90)	4	120	313
13.	India Lewis (99–03)	4	128	276
14.	Christi Willson (87–91)	3	87	268
15.	Lynday Harris (09–10)	4	123	265
16.	Lakishia Harper (99–03)	4	125	257
17.	Jailyn Mason (17–present)	3	98	256
18.	Shea Henderson (90–94)	4	92	252
19.	Blair Savage (89–93)	4	114	233
20.	Kristin Peoples (03–06)	3	71	229

*––Also ranks sixth all–time in SEC history

FIELD GOALS MADE

	NAME (CAREER)	YR	GP	FGM
1.	Bettye Fiscus (81–85)	4	112	794
2.	Shameka Christon (00–04)	4	123	726
3.	Del. DeHorney (87–91)	4	115	667
4.	Jessica Jackson (14–17)	4	120	639
5.	Shelly Wallace (85–89)	4	119	621
6.	Kimberly Wilson (93–97)	4	120	616
7.	C'eira Ricketts (09–10)	4	129	606
8.	Dana Cherry (99–00)	4	130	563
9.	Karyn Karlin (96–00)	4	111	553
10.	Sarah Watkins (10–13)	4	130	517

FIELD GOAL ATTEMPTS

	NAME (CAREER)	YR	GP	FGA
1.	Shameka Christon (00–04)	4	123	1,641
2.	Jessica Jackson (14–17)	4	120	1,622
3.	Bettye Fiscus (81–85)	4	112	1,591
4.	C'eira Ricketts (09–12)	4	129	1,498
5.	Kimberly Wilson (93–97)	4	120	1,394
6.	Malica Monk (16–19)	4	122	1,288
7.	Wendi Willits (97–01)	4	131	1,260
8.	Sytia Messer (95–99)	4	128	1,244
	Lyndsay Harris (09–12)	4	123	1,244
9.	Dana Cherry (99–03)	4	130	1,212
10.	Karyn Karlin (96–00)	4	111	1,180

CAREER RECORDS

FIELD GOAL PCT. (MIN. 300 FGA)

	NAME (CAREER)	FG/FGA	.PCT
1.	Del. DeHorney (87–91)	667–1096	.609
2.	Karen Jones (94–98)	238–408	.583
3.	Shelly Wallace (85–89)	621–1074	.578
4.	Kiara Williams (17–present)	235–421	.558
5.	Lonniya Bragg (97–01	405–727	.557
6.	Lauren Ervin (06–08)	257–465	.553
7.	Shaka Massey (95–97)	281–514	.547
8.	Lanell Dawson (85–87)	354–666	.535
9.	Monica Brown (83–87)	473–912	.519
10.	Sally Moore (89–91)	159–307	.518

FREE THROWS MADE

	NAME (CAREER)	YR	GP	FTM
1.	Bettye Fiscus (81–85)	4	112	485
2.	Christy Smith (94–98) *	4	111	461
3.	Del. DeHorney (87–91)	4	115	451
4.	Jessica Jackson (14–17)	4	120	389
5.	Tracy Webb (83–87)	4	117	384
6.	Shelly Wallace (85–89)	4	119	341
7.	Shameka Christon (00–04)	4	123	335
8.	Karyn Karlin (96–00)	4	111	333
9.	Sytia Messer (95–99)	4	128	329
10.	Steph. Bloomer (91–95)	4	105	320

* –– Ranks 10th in SEC history

FREE THROW ATTEMPTS

	NAME (CAREER)	YR	GP	FTA
1.	Delmonica DeHorney (87–91)	4	115	648
2.	Bettye Fiscus (81–85)	4	112	622
3.	Christy Smith (94–98)	4	111	551
4.	Tracy Webb (83–87)	4	117	526
5.	Shelly Wallace (85–89)	4	119	518
6.	Jessica Jackson (14–17)	4	120	513
7.	Shameka Christon (00–04)	4	123	488
8.	Sytia Messer (95–99)	4	128	458
9.	Steph. Bloomer (91–95)	4	105	454
10.	Karyn Karlin (96–00)	4	111	453

FREE THROW PCT. (MIN. 100 FTA)

	NAME (CAREER)	FG/FGA	.PCT
1.	Amber Nicholas (88–92)	174–206	.845
2.	Christy Smith (94–98)	461–551	.837
3.	Chelsea Dungee (19–present)	229–275	.833
4.	India Lewis (99–03)	213–259	.822
5.	Wendi Willits (97–01)	248–302	.818
6.	Kimberly Wilson (93–97)	234–287	.815
7.	Kelly Johnson (92–96)	227–279	.814
8.	Cheryl Orcholski (80–84)	221–275	.804
9.	Bettye Fiscus (81–85)	485–622	.780
10.	Doncia Cosby (06–07)	81–105	.771

WENDI WILLITS

Three–Pointers

Since the introduction of the bonus basket for women's basketball in 1986, there has never been an outside shooter like Fort Cobb, Okla., native Wendi Willits –– either at Arkansas or in the Southeastern Conference. Willits broke the Arkansas career records of Kimberly Wilson early in her senior year, finishing her career just shy of the SEC's all–time record held by LSU's Cornelia Gayden. WIlits currently ranks T–4th for three's in a game (9); fifth for made 3–pointers in a season (104), third for career 3–pointers made (316), and seventh for 3–point field goal attempts (771). Both prolific and accurate, she is No. 3 in attempts and No. 2 in percentage for a career at Arkansas. In 1999, she was top five in the NCAA in both three–pointers per game and percentage, earning her the Ed Steitz Award as the nation's top female three–point shooter.

THREE-POINT FIELD GOALS

	NAME (CAREER)	YR	GP	3PM
1.	Wendi Willits (97–01) *	4	131	316
2.	Lyndsay Harris (09–12)	4	123	283
3.	Kimberly Wilson (93–97) **	4	120	267
	India Lewis (99–03) **	4	128	267
5.	Jessica Jackson (14–17)	4	120	198
6.	Christy Smith (94–98)	4	111	156
7.	Shameka Christon (00–04)	4	123	144
8.	Calli Berna (12–15)	4	128	133
9.	Rochelle Vaughn (02–06)	4	120	127
10.	Amber Nicholas (88–92)	4	117	121
11.	Jailyn Mason (17–present)	3	98	115

* –– Ranks third in SEC history
** –– Tied for seventh in SEC history

THREE-POINT ATTEMPTS

	NAME (CAREER)	YR	GP	3PA
1.	Lyndsay Harris (09–12)	4	123	858
2.	India Lewis (99–03) *	4	128	787
3.	Wendi Willits (97–01) **	4	131	771
4.	Kimberly Wilson (93–97)	4	120	673
5.	Jessica Jackson (14–17)	4	120	576
6.	Christy Smith (94–98)	4	111	465
7.	Rochelle Vaughn (02–06)	4	120	456
8.	Shameka Christon (00–04)	4	123	427
9.	Sytia Messer (95–99)	4	128	412
10.	Calli Berna (12–15)	4	128	409
11.	Devin Cosper (16–18)	3	88	408
12.	Charity Ford (07–10)	4	117	339
13.	Rochelle Vaughn (02–06)	3	92	318
14.	Jailyn Mason (17–present)	3	98	312
15.	Kelsey Brooks (14–16)	3	88	310

* –– Ranks fourth in SEC history
** –– Ranks fifth in SEC history

THREE-POINT PCT. (MIN. 150 3PA)

	NAME (CAREER)	FG/FGA	.PCT
1.	Amber Nicholas (88–92)	112–291	.416
2.	Wendi Willits (97–01)	316–771	.409
3.	Kimberly Wilson (93–97)	267–673	.397
4.	Ayana Brereton (06–09)	66–170)	.388
5.	Jailyn Mason (17–present)	115–312	.369
6.	Lisa Martin (87–89)	66–179	.368
7.	Dom. Washington (05–07)	109–306	.356
8.	Jessica Jackson (14–17)	198–576	.344
9.	India Lewis (99–03)	267–787	.339
10.	Shameka Christon (00–04)	144–427	.337
11.	Christy Smith (94–98)	156–465	.336
12.	Lyndsay Harris (09–12)	283/858	.330
13.	Calli Berna (12–15)	133–409	.325
14.	Charity Ford (07–10)	104–339	.307
15.	Leslie Howard (05–07)	71–230	.309

CAREER RECORDS

STEALS

	NAME (CAREER)	YR	GP	ST
1.	C'eira Ricketts (09–12)	4	129	321
2.	Tracy Webb (83–87)	4	117	293
3.	Christy Smith (94–98)	4	111	239
4.	Calli Berna (12–15)	4	128	223
5.	Amber Nicholas (88–92)	4	117	220
6.	India Lewis (99–03)	4	128	210
7.	Rochelle Vaughn (03–06)	4	120	209
8.	Shameka Christon (00–04)	4	123	206
9.	Bettye Fiscus (81–85)	4	112	205
	Connie Fitzgerald (79–83)	4	116	205

BLOCKED SHOTS

	NAME (CAREER)	YR	GP	BS
1.	Del. DeHorney (87–91)	4	115	235
2.	Sarah Watkins (10–13)	4	130	201
3.	Shameka Christon (00–04)	4	123	162
4.	Amanda Holley (81–84)	3	94	147
5.	Whitney Jones (05–09)	4	119	132
6.	Jessica Jackson (14–17)	4	120	131
7.	Stephanie Bloomer (91–95)	4	105	126
8.	Kim Bunge (79–83)	4	114	116
9.	Lauren Ervin (06–08)	2	46	103
10.	Melissa Wolff (13–16)	5	124	89
11.	Kiara Williams (17–present)	3	88	88

SCORING AVERAGE

	NAME (CAREER)	GP	PTS	AVG
1.	Bettye Fiscus (81–85)	112	2073	18.5
2.	M. Lackey–Vining (76–78)	39	642	16.5
3.	Jessica Jackson (14–pres.)	30	485	16.2
4.	Lita Stricklin (78–80)	45	742	16.0
5.	Shameka Christon (00–04)	123	1951	15.9
6.	Jessica Jackson (14–17)	120	1865	15.5
	Del. DeHorney (87–91)	115	1785	15.5
8.	Lanell Dawson (85–87)	59	858	14.5
9.	Kimberly Wilson (93–97)	120	1733	14.4
10.	Lauren Ervin (06–08)	47	651	13.9
11.	Shelly Wallace (85–89)	119	1583	13.3
12.	Karyn Karlin (96–00)	111	1441	13.0

REBOUNDING AVERAGE

	NAME (CAREER)	GP	REB	AVE
1.	Lauren Ervin (06–08)	47	495	10.5
2.	Shelly Wallace (85–89)	119	1013	8.5
3.	Lita Stricklin (78–80)	45	365	8.1
4.	Pat Keck (76–77)	16	126	7.9
5.	M. Lackey–Vining (76–78)	39	297	7.6
6.	Amanda Holley (81–84)	94	683	7.3
7.	Joy Dillard (76–79)	53	381	7.2
8.	Bettye Fiscus (81–85)	112	785	7.0
9.	Blair Savage (89–93)	114	771	6.8
10.	Monica Brown (83–87)	103	684	6.6

GAMES PLAYED

	NAME (CAREER)	GP
1.	Sarah Watkins (09–13)	131
	Amy Wright (98–02)	131
	Wendi Willits (98–01)	131
2.	C'eira Ricketts (08–12)	130
	Dana Cherry (00–03)	130
6.	Lonniya Bragg (98–01)	129
7.	Calli Berna (10–15)	128
	Sytia Messer (96–99)	128
9.	Keira Peak (09–14)	127
10.	Ashley Daniels (08–12)	125
11.	Melissa Wolff (12–16)	124
	Lyndsay Harris (08–12)	124
	Sarah Pfeifer (02–05,06–08)	124
14.	Shameka Christon (01–04)	123
	Cheryl Orcholski (81–84)	123
16.	Malica Monk (16–19)	122
17.	Jessica Jackson (14–17)	120
	Rochelle Vaughn (02–06)	120
	Kimberly Wilson (94–97)	120
	Juliet Jackson (87–90)	120
21.	Whitney Jones (05–09)	119
	Brittney Vaughn (04–08)	119
	India Lewis (00–03)	119
	Shelly Wallace (86–89)	119
25.	Quistelle Williams (09–13)	117
	Charity Ford (06–10)	117
	Juliet Jackson (87–90)	117
	Tracy Webb (84–87)	117
29.	Delmonica DeHorney (88–91)	115
30.	Blair Savage (90–93)	114
	Kim Bunge (80–83)	114
32.	Kelly Johnson (1993–96)	113
33.	Bettye Fiscus (82–85)	112
34.	Karyn Karlin (97–00)	111
	Christy Smith (95–98)	111
36.	Jhasmin Bowen (10–15)	108
37.	Stephanie Bloomer (92–95)	105
38.	Ayana Brereton (05–09)	102
39.	Jamesha Townsend (08–12)	100
	Monica Brown (84–87)	100

CONSECUTIVE GAMES PLAYED (INCOMPLETE INFORMATION)

	NAME (CAREER)	GP
1.	Amy Wright (98–02)	131
2.	Sytia Messer (96–99)	128
3.	Melissa Wolff (12–16)	98

GAMES STARTED

	NAME	YEARS	GS
1.	C'eira Ricketts	2009–12	128
2.	Amy Wright	1999–02	125
3.	Malica Monk	2016–19	122
4.	Jessica Jackson	2014–17	113
	Shameka Christon	2001–04	113
6.	Christy Smith	1995–98	110
	Bettye Fiscus	1982–85	110
8.	Calli Berna	2011–15	109
9.	Lyndsay Harris	2009–12	107
10.	Karyn Karlin	1997–00	102
	Cheryl Orcholski	1981–84	102
12.	Kimberly Wilson	1994–97	101
13.	Ashley Daniels	2009–12	97
	Wendi Willits	1998–01	97
15.	Sytia Messer	1996–99	96
	Jailyn Mason	2017–present	96
17.	Dana Cherry	2000–03	95
18.	Blair Savage	1990–93	91
	Lonniya Bragg	1998–01	91
	Tracy Webb	1984–87	91
21.	Amber Nicholas	1989–92	90
22.	Shameka Christpm	2002–04	89
	Amanda Holley	1982–84	89
24.	Kiara Williams	2017–19	88
25.	Kelly Johnson	1993–96	87
26.	Jhasmin Bowen	2011–15	86
	Delmonica DeHorney	1988–91	86
28.	Monica Brown	1984–87	84
29.	Brittney Vaughn	2005–08	82
30.	Stephanie Bloomer	1992–95	80
	Juliet Jackson	1987–90	80
32.	Charity Ford	2007–10	77
33.	Sarah Watkins	2010–13	76
34.	Rochelle Vaughn	2003–06	75

MINUTES (SINCE 2005-06)

	NAME	YEARS	MIN
1.	Calli Berna	2011–15	4239
2.	C'eira Ricketts	2009–12	4231
3.	Jessica Jackson	2014–17	3722
4.	Lyndsay Harris	2009–12	3482
5.	Malica Monk	2016–19	3445
6.	Sarah Watkins	2010–13	3248
7.	Rochelle Vaughn	2003–06	3084
8.	Melissa Wolff	2013–16	3059
9.	Jailyn Mason	2017–present	3036
10.	Brittney Vaughn	2005–08	2963

MINUTES AVE. (SINCE 05-06)

	NAME (CAREER)	GP	MPG
1.	India Lewis (02–03)	65	34.6
2.	Calli Berna (11–15)	128	33.1
3.	C'eira Ricketts (09–12)	130	32.5
4.	Shameka Christon (02–04)	91	32.5
5.	Amy Wright (01–02)	32	32.4
6.	Jessica Jackson (14–17)	120	31.0
	Jailyn Mason (17–present)	98	31.0
8.	Dana Cherry (02–03)	65	30.4
9.	Lauren Ervin (05–08)	47	29.0
10.	Lyndsay Harris (09–12)	124	28.1

INDIVIDUAL IN A SEASON

SCORING

POINTS

1.	759	Chelsea Dungee	2018–19
2.	692	Shelly Wallace	1988–89
3.	655	Bettye Fiscus	1981–82
4.	611	Shameka CHRISTON (28 games)	2003–04
5.	583	Delmonica DeHorney	1990–91
6.	581	Delmonica DeHorney	1989–90
7.	554	Bettye Fiscus	1984–85
8.	517	Shameka CHRISTON (31 games)	2001–02
9.	502	Kimberly Wilson	1995–96
10.	501	Karyn Karlin	1997–98
11.	496	Shameka CHRISTON (32 games)	2002–03
12.	494	Malica MONK (31 games)	2017–18
13.	485	Jessica JACKSON (30 games)	2013–14
14.	477	Jessica JACKSON (29 games)	2015–16
	477	Jessica JACKSON (32 games)	2014–15
16.	476	Bettye Fiscus	1982–83
17.	472	C'eira RICKETTS (34 games)	2010–11
18.	470	Wendi Willits	1998–99
19.	469	Malica Monk	2018–19
20.	463	Shelly Wallace	1987–88

SCORING AVERAGE

(minimum 5 games)

1.	23.1	Shelly Wallace	1988–89
2.	21.8	Shameka CHRISTON (28 games)	2003–04
3.	20.5	Chelsea Dungee	2018–19
4.	20.0	Delmonica DeHorney	1989–90
5.	19.8	Bettye Fiscus	1984–85
6.	18.7	Bettye Fiscus	1881–82
7.	18.3	Bettye Fiscus	1982–83
8.	18.2	Delmonica DeHorney	1990–91
9.	18.1	Sha Hopson	1991–92
10.	16.9	Bettye Fiscus	1983–84
11.	16.7	Shameka CHRISTON (31 games)	2001–02
12.	16.5	Christy Smith	1995–96
	16.5	Jessica JACKSON (29 games)	2015–16
	16.5	Shelly Wallace	1987–88
15.	16.2	Jessica JACKSON (30 games)	2013–14
16.	16.0	Karyn Karlin	1998–99
	16.0	Lauren ERVIN (16 games)	2007–08
18.	15.9	Malica MONK (31 games)	2017–18
19.	15.5	Kimberly Wilason	1996–97
	15.5	Shameka CHRISTON (32 games)	2002–03

FIELD GOALS MADE

1.	267	Shelly Wallace	1988–89
2.	236	Bettye Fiscus	1981–82
3.	232	Chelsea Dungee	2018–19
3.	227	Delmonica DeHorney	1990–91
4.	219	Shameka CHRISTON (28 games)	2003–04
	219	Delmonica DeHorney	1989–90
	219	Bettye Fiscus	1984–85
7.	198	Karyn Karlin	1997–98
8.	197	Shameka CHRISTON (31 games)	2001–02
9.	193	Shameka CHRISTON (32 games)	2002–03
10.	186	Lanell Dawson	1986–87
11.	184	Shelly Wallace	1987–88
12.	183	Amanda Holley	1982–83
13.	174	Malica Monk	2016–19
14.	173	Kimberly Wilson	1995–96
15.	171	C'eira RICKETTS (34 games)	2010–11
	171	Malica MONK (31 games)	2017–18
	171	Amanda Holley	1983–84
18.	170	Jessica JACKSON (29 games)	2015–16
19.	169	Sarah WATKINS (34 games)	2010–11
20.	168	Lanell Dawson	1985–86

FIELD GOALS ATTEMPTED

1.	574	Chelsea Dungee	2018–19
2.	500	Shameka CHRISTON (28 games)	2003–04
3.	488	Malica MONK (31 games)	2017–18
4.	486	Bettye Fiscus	1981–82
5.	449	C'eira RICKETTS (34 games)	2010–11
6.	439	Bettye Fiscus	1984–85
7.	434	Shameka CHRISTON (32 games)	2002–03
	434	Malica Monk	2018–19
9.	431	Jessica JACKSON (32 games)	2014–15
10.	426	Shelly Wallace	1988–89
11.	418	Shameka CHRISTON (31 games)	2001–02
	418	Jessica JACKSON (29 games)	2015–16
13.	417	Shameka Christon	2001–02
14.	416	Kelsey BROOKS (32 games)	2014–15
15.	415	Devin COSPER (29 games)	2017–18
16	411	Karyn Karlin	1997–98
17.	402	India LEWIS (32 games)	2001–02
18.	389	Juliet Jackson	1989–90
19.	388	Jessica JACKSON (29 games)	2016–17
20.	385	Jessica JACKSON (30 games)	2013–14

FIELD GOAL PERCENTAGE (MINIMUM 100 ATTEMPTS)

1.	.632	Delmonica DeHorney	227–359	1990–91
2.	.628	Delmonica DeHorney	219–349	1989–90
3.	.627	Shelly Wallace	267–426	1988–89
4.	.608	Karen Jones	65–107	1994–95
5.	.605	Kiara Williams	104–172	2018–19
6.	.601	Delmonica DeHorney	146–243	1987–88
7.	.594	Lonniya Bragg	127–214	1999–2000
8.	.571	Shaka Massey	162–283	1995–96
9.	.566	Lauren Ervin	(158–279)	2006–07
10.	.564	Lonniya Bragg	115–204	1998–99
11.	.563	Ruby VADEN	(98–174)	2003–04
12.	.560	Karen Jone	61–109	1997–98
13.	.559	Kiara WILLIAMS	(57–102)	2018–19
14.	.548	Lonniya Bragg	138–252	2000–10
15.	.547	Ashley McCRAY	(64–117)	2008–09
16.	.544	Monica Brown	118–217	1985–86
17.	.541	Kelly Johnson	119–220	1993–94
18.	.532	Lauren ERVIN	(99–186)	2007–08
	.532	Amana Holley	183–344	1982–83
20.	.522	Kiara WILLIAMS	(105–201)	2017–18

3-POINT FIELD GOALS MADE

1.	104	Wendi Willits	1989–99
2.	89	India LEWIS (32 games)	2001–02
	89	Kimberly Wilson	1995–96
4.	87	Wendi Willits	2000–01
5.	81	Lyndsay HARRIS (29 games)	2010–11
6.	77	Alexis TOLEFREE	2018–19
7.	76	india LEWIS (33 games)	2002–03
8.	75	Lyndsay HARRIS (31 games)	2009–10
9.	73	Wendi Willits	1999–2000
10.	71	Lyndsay HARRIS (32 games)	2011–12
11.	66	Chelsea DUNGEEE	2018–19
12.	65	Devin COSPER (29 games)	2017–18
13.	64	Dominique Washington (31 games)	2006–07
14.	61	Kimberly Wilson	1993–94
15.	60	Kimberly Wilson	1994–95
16.	57	Kimberly Wilson	1996–97
17.	56	Jessica JACKSON (32 games)	2014–15
	56	Lyndsay HARRIS (32 games)	2008–09
19.	52	Donica Cosby (30 games)	2006–07
	52	Wendi Willits	1997–98

3-POINT FIELD GOALS ATTEMPTED

1.	271	India LEWIS (32 games)	– 2001–02
2.	268	Alexis Tolefree (37 games)	– 2018–19
3.	234	India LEWIS (33 games)	– 2002–03
4.	232	Lyndsay HARRIS (29 games)	– 2010–11
5.	229	Devin COSPER (29 games)	– 2017–18
6.	223	Lyndsay HARRIS (31 games)	– 2009–10
7.	213	Lyndsay HARRIS (32 games)	– 2011–12
8.	193	Lyndsay HARRIS (32 games)	– 2008–09
9.	188	Chelsea Dungee (37 games)	– 2018–19
10.	173	Dominique Washington (31 games)	– 2006–07
11.	172	Donica Cosby (30 games)	– 2006–07
12.	163	Jessica JACKSON (32 games)	– 2014–15
13.	150	Kelsey BROOKS (32 games)	– 2014–15
	150	Jessica JACKSON (29 games)	– 2015–16
15.	139	Rochelle VAUGHN (28 games)	– 2005–06
16.	138	Jessica JACKSON (29 games)	– 2016–17
	138	Rochelle VAUGHN (31 games)	– 2004–05
18.	137	Ra NORTHCROSS–BAKER (31 games)	– 2017–18
19.	133	Dominique WASHINGTON (28 games)	– 2005–06
20.	130	Jailyn MASON (31 games)	– 2017–18

3-POINT FG PERCENTAGE (MINIMUM 30 MADE)

1.	.437	Keiryn SWENSON	(31–71)	2016–17
2.	.404	Ayana BRERETON	(40–99)	2008–09
3.	.389	Leslie HOWARD	(49–126)	2005–06
4.	.384	Jessica JACKSON	(48–125)	2013–14
5.	.381	Calli BERNA	(37–97)	2013–14
6.	.380	Jailyn MASON	(49–129)	2018–19
	.380	Erin GATLING	(30–79)	2012–13
7.	.370	Dominique Washington	(64–173)	2006–07
8.	.364	Shameka CHRISTON	(47–129)	2003–04
9.	.362	Jailyn MASON	(47–130)	2017–18
10.	.355	McKenzie ADAMS	(43–121)	2013–14
11.	.351	Chelsea DUNGEE	(66–188)	2018–19
12.	.350	Malica Monk	(42–120)	2018–19
13.	.349	Lyndsay HARRIS	(81–232)	2010–11
14.	.344	Jessica JACKSON	(56–163)	2014–15
15.	.341	Lyndsay HARRIS	(76–223)	2009–10
16.	.338	Dominique WASHINGTON	(45–133)	2005–06
17.	.333	Lyndsay HARRIS	(71–213)	2011–12
	.333	Jessica JACKSON	(46–138)	2016–17
19.	.328	India LEWIS	(89–271)	2001–02
20.	.326	Sheree THOMPSON	(30–92)	2004–05

FREE THROWS MADE

1.	229	Chelsea DUNGEE (37 games)	2018–19
2.	132	Kelsey BROOKS (32 games)	2014–15
3.	126	Shameka CHRISTON (28 games)	2003–04
4.	114	Malica MONK (31 games)	2017–18
5.	113	Kristin PEOPLES (31 games)	2004–05
6.	111	Jessica JACKSON (30 games)	2013–14
7.	104	Chelsea DUNGEE (22 games)	2018–19
8.	101	C'eira RICKETTS (34 games)	2010–11
	101	Sarah WATKINS (33 games)	2012–13
10.	99	Jessica JACKSON (32 games)	2014–15
11.	97	Sarah WATKINS (34 games)	2010–11
12.	93	Dana CHERRY (33 games)	2002–03
	93	india LEWIS (33 games)	2002–03
	93	Dana CHERRY (32 games)	2001–02
15.	92	Shameka CHRISTON (31 games)	2001–02
16.	91	Jhasmin BOWEN (32 games)	2014–15
17.	90	Jessica JACKSON (29 games)	2016–17
18.	89	Sarah PFEIFER (31 games)	2004–05
	89	Jessica JACKSON (29 games)	2015–16
20.	82	Sarah WATKINS (33 games)	2011–12

INDIVIDUAL IN A SEASON

FREE THROWS ATTEMPTED

1.	275	Chelsea DUNGEE (37 games)	– 2018–19
2.	199	Kelsey BROOKS (32 games)	– 2014–15
3.	166	Shameka CHRISTON (28 games)	– 2003–04
4.	163	Kristin PEOPLES (31 games)	– 2004–05
5.	154	Jhasmin BOWEN (32 games)	– 2014–15
6.	148	C'eira RICKETTS (34 games)	– 2010–11
7.	146	Malica MONK (31 games)	– 2017–18
8.	141	Sarah WATKINS (34 games)	– 2010–11
9.	138	Jessica JACKSON (30 games)	– 2013–14
10.	133	Shameka CHRISTON (31 games)	– 2001–02
11.	130	Chelsea DUNGEE (22 games)	– 2018–19
12.	129	Sarah WATKINS (33 games)	– 2012–13
13.	128	Jessica JACKSON (29 games)	– 2016–17
14.	127	Dana CHERRY (32 games)	– 2001–02
15.	126	Sarah PFEIFER (31 games)	– 2004–05
	126	Jessica JACKSON (32 games)	– 2014–15
17.	125	Dana CHERRY (33 games)	– 2002–03
18.	121	Jessica JACKSON (29 games)	– 2015–16
	121	Brittney Vaughn (31 games)	– 2006–07
20.	117	Malica MONK (37 games)	– 2018–19
	117	Shameka CHRISTON (32 games)	– 2002–03
	117	Amy WRIGHT (32 games)	– 2001–02

FREE THROW PERCENTAGE (MINIMUM 30 MADE)

1.	.873	Charity FORD	(55–63)	2009–10
2.	.853	india LEWIS	(93–109)	2002–03
3.	.844	McKenzie ADAMS	(38–45)	2013–14
4.	.838	India LEWIS	(62–74)	2001–02
5.	.833	Chelsea DUNGEE	(229–275)	2018–19
6.	.818	Lauren ERVIN	(45–55)	2007–08
7.	.809	Sarah Pfeifer	(55–68)	2006–07
8.	.806	Kristin PEOPLES	(50–62)	2005–06
9.	.804	Jessica JACKSON	(111–138)	2013–14
10.	.800	Chelsea DUNGEE	(104–130)	2018–19
11.	.796	Dominique ROBINSON	(43–54)	2009–10
12.	.786	Jessica JACKSON	(99–126)	2014–15
13.	.784	Erin GATLING	(40–51)	2012–13
14.	.783	Sarah WATKINS	(101–129)	2012–13
15.	.781	Malica MONK	(114–146)	2017–18
16.	.778	Alexis TOLEFREE	(49–63)	2018–19
17.	.771	Donica Cosby	(81–105)	2006–07
18.	.769	Keiryn SWENSON	(30–39)	2016–17
19.	.765	Dominique WILSON	(39–51)	2012–13
20.	.762	Alecia COOLEY	(48–63)	2015–16

REBOUNDS

1.	319	Lauren Ervin (129o–190d)	– 2006–07
2.	251	Melissa WOLFF (101o–150d)	– 2014–15
3.	248	Ashley DANIELS (98o–150d)	– 2010–11
4.	247	Whitney JONES (103o–144d)	– 2008–09
5.	243	Kiara WILLIAMS (103o–140d)	– 2018–19
6.	231	Quistelle WILLIAMS (88o–143d)	– 2012–13
7.	228	Melissa WOLFF (88o–140d)	– 2015–16
8.	211	Kiara WILLIAMS (92o–119d)	– 2017–18
	211	Whitney JONES (82o–129d)	– 2007–08
10.	210	Ashley DANIELS (96o–114d)	– 2011–12
11.	206	Jhasmin BOWEN (100o–106d)	– 2014–15
12.	202	C'eira RICKETTS (65o–137d)	– 2008–09
13.	200	Jessica JACKSON (61o–139d)	– 2014–15
14.	195	Shameka CHRISTON (64o–131d)	– 2003–04
15.	194	Shameka CHRISTON (57o–137d)	– 2002–03
16.	193	Shameka CHRISTON (72o–121d)	– 2001–02
17.	192	Ashley DANIELS (77o–115d)	– 2009–10
18.	191	Keira PEAK (85o–106d)	– 2012–13
	191	Sarah WATKINS (74o–117d)	– 2010–11
20.	186	Kristin MOORE (69o–117d)	– 2003–04
	186	Jessica JACKSON (76o–110d)	– 2016–17

REBOUNDING AVERAGE (MINIMUM 5 GAMES)

1.	11.0	Lauren ERVIN	(16 games)	2007–08
2.	10.3	Lauren Ervin	(31 games)	2006–07
3.	7.8	Melissa WOLFF	(32 games)	2014–15
4.	7.7	Whitney JONES	(32 games)	2008–09
5.	7.6	Melissa WOLFF	(30 games)	2015–16
6.	7.5	Ashley DANIELS	(33 games)	2010–11
7.	7.1	Kiara WILLIAMS	(22 games)	2018–19
8.	7.0	Whitney JONES	(30 games)	2007–08
9.	7.0	Quistelle WILLIAMS	(33 games)	2012–13
10.	7.0	Shameka CHRISTON	(28 games)	2003–04
11.	6.8	Kiara WILLIAMS	(31 games)	2017–18
12.	6.6	Kristin MOORE	(28 games)	2003–04
	6.6	Kiara WILLIAMS	(37 games)	2018–19
14.	6.5	Ruby VADEN	(20 games)	2003–04
15.	6.4	Jhasmin BOWEN	(32 games)	2014–15
16.	6.4	Jessica JACKSON	(29 games)	2016–17
17.	6.4	Ashley DANIELS	(33 games)	2011–12
18.	6.3	C'eira RICKETTS	(32 games)	2008–09
19.	6.3	Jessica JACKSON	(29 games)	2015–16
20.	6.3	Jessica JACKSON	(32 games)	2014–15

DEFENSIVE REBOUNDS

1.	190	Lauren Ervin (129o–190d)	– 2006–07
2.	150	Ashley DANIELS (98o–150d)	– 2010–11
	150	Melissa WOLFF (101o–150d)	– 2014–15
4.	147	Calli BERNA (19o–147d)	– 2014–15
5.	144	Whitney JONES (103o–144d)	– 2008–09
	144	Devin COSPER (19o–144d)	– 2017–18
7.	143	Quistelle WILLIAMS (88o–143d)	– 2012–13
8.	140	Kiara Williams (103o–140d)	– 2018–19
	140	Melissa WOLFF (88o–140d)	– 2015–16
9.	139	Jessica JACKSON (61o–139d)	– 2014–15
10.	137	Shameka CHRISTON (57o–137d)	– 2002–03
	137	C'eira RICKETTS (65o–137d)	– 2008–09
12.	136	Jessica JACKSON (45o–136d)	– 2013–14
13.	132	Jessica JACKSON (51o–132d)	– 2015–16
14.	131	Shameka CHRISTON (64o–131d)	– 2003–04
15.	130	C'eira RICKETTS (31o–130d)	– 2010–11
16.	129	Whitney JONES (82o–129d)	– 2007–08
17.	127	Calli BERNA (10o–127d)	– 2012–13
	127	Kelsey BROOKS (25o–127d)	– 2014–15
19.	121	Shameka CHRISTON (72o–121d)	– 2001–02
20.	119	Kiara WILLIAMS (92o–119d)	– 2017–18

DEFENSE REBOUND AVG (MINIMUM 5 GAMES)

1.	7.4	Lauren ERVIN	(16 games)	2007–08
2.	6.1	Lauren Ervin	(31 games)	2006–07
3.	5.0	Devin COSPER	(29 games)	2017–18
4.	4.7	Melissa WOLFF	(32 games)	2014–15
5.	4.7	Shameka CHRISTON	(28 games)	2003–04
6.	4.7	Melissa WOLFF	(30 games)	2015–16
7.	4.6	Calli BERNA	(32 games)	2014–15
8.	4.6	Jessica JACKSON	(29 games)	2015–16
9.	4.5	Ashley DANIELS	(33 games)	2010–11
10.	4.5	Jessica JACKSON	(30 games)	2013–14
11.	4.5	Whitney JONES	(32 games)	2008–09
	4.5	Kristin MOORE	(12 games)	2004–05
13.	4.3	Jessica JACKSON	(32 games)	2014–15
14.	4.3	Quistelle WILLIAMS	(33 games)	2012–13
15.	4.3	Whitney JONES	(30 games)	2007–08
16.	4.3	C'eira RICKETTS	(32 games)	2008–09
	4.3	Shameka CHRISTON	(32 games)	2002–03
18.	4.2	Kristin MOORE	(28 games)	2003–04
19.	4.0	Kiara WILLIAMS	(22 games)	2018–19
20.	4.0	Kelsey BROOKS	(32 games)	2014–15

OFFENSIVE REBOUNDS

1.	129	Lauren Ervin (129o–190d)	– 2006–07
2.	103	Kiara WILLIAMS (103o–140d)	– 2018–19
	103	Whitney JONES (103o–144d)	– 2008–09
4.	101	Melissa WOLFF (101o–150d)	– 2014–15
5.	100	Jhasmin BOWEN (100o–106d)	– 2014–15
6.	98	Ashley DANIELS (98o–150d)	– 2010–11
7.	96	Ashley DANIELS (96o–114d)	– 2011–12
8.	92	Kiara WILLIAMS (92o–119d)	– 2017–18
9.	90	Kiesha BEARD (90o–82d)	– 2001–02
10.	88	Quistelle WILLIAMS (88o–143d)	– 2012–13
	88	Melissa WOLFF (88o–140d)	– 2015–16
12.	85	Keira PEAK (85o–106d)	– 2012–13
13.	82	Whitney JONES (82o–129d)	– 2007–08
14.	77	Ashley DANIELS (77o–115d)	– 2009–10
15.	76	Melissa WOLFF (76o–75d)	– 2013–14
	76	Jessica JACKSON (76o–110d)	– 2016–17
17.	75	Ruby VADEN (75o–64d)	– 2002–03
	75	Keira PEAK (75o–73d)	– 2013–14
19.	74	Dana CHERRY (74o–91d)	– 2002–03
	74	Sarah WATKINS (74o–117d)	– 2010–11

OFFENSE REBOUND AVG (MINIMUM 5 GAMES)

1.	4.2	Lauren Ervin	(31 games)	2006–07
2.	3.6	Lauren ERVIN	(16 games)	2007–08
3.	3.2	Whitney JONES	(32 games)	2008–09
4.	3.2	Ruby VADEN	(20 games)	2003–04
5.	3.2	Melissa WOLFF	(32 games)	2014–15
6.	3.1	Jhasmin BOWEN	(32 games)	2014–15
7.	3.0	Kiara WILLIAMS	(22 games)	2017–18
8.	3.0	Ashley DANIELS	(33 games)	2010–11
9.	3.0	Kiara WILLIAMS	(31 games)	2017–18
10.	2.9	Melissa WOLFF	(30 games)	2015–16
11.	2.9	Ashley DANIELS	(33 games)	2011–12
12.	2.8	Kiesha BEARD	(32 games)	2001–02
13.	2.8	Kiara WILLIAMS	(37 games)	2018–19
14.	2.7	Whitney JONES	(30 games)	2007–08
15.	2.7	Quistelle WILLIAMS	(33 games)	2012–13
16.	2.6	Jessica JACKSON	(29 games)	2016–17
17.	2.6	Keira PEAK	(33 games)	2012–13
18.	2.5	Melissa WOLFF	(30 games)	2013–14
19.	2.5	Keira PEAK	(30 games)	2013–14
20.	2.5	Ashley DANIELS	(31 games)	2009–10

ASSISTS

1.	208	Calli BERNA	– 2012–13
2.	205	Amy WRIGHT	– 2001–02
	205	Calli BERNA	– 2013–14
4.	176	Brittney Vaughn	– 2006–07
5.	166	Calli BERNA	– 2014–15
6.	156	Rochelle VAUGHN	– 2003–04
7.	150	Lakishia HARPER	– 2002–03
8.	143	C'eira RICKETTS	– 2011–12
9.	128	C'eira RICKETTS	– 2009–10
	128	Brittney VAUGHN	– 2007–08
11.	127	C'eira RICKETTS	– 2010–11
12.	125	C'eira RICKETTS	– 2008–09
13.	122	Malica MONK	– 2017–18
14.	119	Brittney VAUGHN	– 2005–06
15.	117	Malica MONK	– 2018–19
15.	100	Rochelle VAUGHN	– 2005–06
16.	98	Lyndsay HARRIS	– 2009–10
17.	96	Kristin PEOPLES	– 2004–05
18.	93	Jailyn MASON	– 2016–17
19.	92	Jailyn MASON	– 2017–18
20.	89	Rochelle VAUGHN	– 2004–05

ASSISTS AVERAGE (MINIMUM 5 GAMES)

1.	6.8	Calli BERNA	(30 games)	2013–14
2.	6.4	Amy WRIGHT	(32 games)	2001–02
3.	6.3	Calli BERNA	(33 games)	2012–13
4.	5.7	Brittney Vaughn	(31 games)	2006–07
5.	5.6	Rochelle VAUGHN	(28 games)	2003–04
6.	5.2	Calli BERNA	(32 games)	2014–15
7.	4.5	Lakishia HARPER	(33 games)	2002–03
8.	4.3	C'eira RICKETTS	(33 games)	2011–12
9.	4.3	Brittney VAUGHN	(30 games)	2007–08
10.	4.3	Brittney VAUGHN	(28 games)	2005–06
11.	4.1	C'eira RICKETTS	(31 games)	2009–10
12.	3.9	Malica MONK	(31 games)	2017–18
13.	3.9	C'eira RICKETTS	(32 games)	2008–09
14.	3.7	C'eira RICKETTS	(34 games)	2010–11
15.	3.7	Kristin PEOPLES	(13 games)	2005–06
16.	3.6	Rochelle VAUGHN	(28 games)	2005–06

17.	3.3	Malica MONK	(22 games)	2018–19
18.	3.2	Lyndsay HARRIS	(31 games)	2009–10
19.	3.1	Jailyn MASON	(30 games)	2016–17
20.	**3.1**	**Kristin PEOPLES**	**(31 games)**	**2004–05**

BLOCKED SHOTS

1.	76	Lauren Ervin	– 2006–07
2.	63	Sarah WATKINS	– 2011–12
3.	58	Sarah WATKINS	– 2010–11
4.	54	Kiara WILLIAMS	– 2018–19
5.	53	Shameka CHRISTON	– 2001–02
6.	47	Whitney JONES	– 2008–09
7.	46	Shameka CHRISTON	– 2003–04
8.	45	Jessica JACKSON	– 2013–14
9.	41	Sarah WATKINS	– 2009–10
10.	40	Sarah WATKINS	– 2012–13
11.	35	Shameka CHRISTON	– 2002–03
12.	33	Whitney Jones	– 2006–07
	33	Jessica JACKSON	– 2015–16
	33	Jessica JACKSON	– 2014–15
	33	Ayana BRERETON	– 2007–08
16.	30	Whitney JONES	– 2007–08
	30	Melissa WOLFF	– 2014–15
18.	29	Ruby VADEN	– 2002–03
	29	Kiara WILLIAMS	– 2017–18
20.	28	Alecia COOLEY	– 2016–17

BLOCKED SHOTS AVERAGE (MINIMUM 5 GAMES)

1.	2.5	Lauren Ervin	(31 games)	2006–07
2.	1.9	Sarah WATKINS	(33 games)	2011–12
3.	1.7	Shameka CHRISTON	(31 games)	2001–02
4.	1.7	Sarah WATKINS	(34 games)	2010–11
5.	1.7	Lauren ERVIN	(16 games)	2007–08
6.	1.6	Shameka CHRISTON	(28 games)	2003–04
7.	1.5	Jessica JACKSON	(30 games)	2013–14
8.	1.5	Whitney JONES	(32 games)	2008–09
9.	1.4	Kiara WILLIAMS	(37 games)	2018–19
10.	1.3	Sarah WATKINS	(31 games)	2009–10
11.	1.3	Ruby VADEN	(20 games)	2003–04
12.	1.2	Kiara WILLIAMS	(22 games)	2018–19
13.	1.2	Sarah WATKINS	(33 games)	2012–13
14.	1.1	Jessica JACKSON	(29 games)	2015–16
15.	1.1	Ayana BRERETON	(30 games)	2007–08
16.	1.1	Shameka CHRISTON	(32 games)	2002–03
17.	1.1	Whitney Jones	(31 games)	2006–07
18.	1.0	Jessica JACKSON	(32 games)	2014–15
19.	1.0	Whitney JONES	(30 games)	2007–08
20.	0.9	Melissa WOLFF	(32 games)	2014–15

STEALS

1.	88	C'eira RICKETTS	– 2011–12
2.	82	C'eira RICKETTS	– 2008–09
3.	77	C'eira RICKETTS	– 2010–11
4.	74	C'eira RICKETTS	– 2009–10
5.	72	India LEWIS	– 2001–02
6.	71	Brittney Vaughn	– 2006–07
7.	69	Calli BERNA	– 2012–13
8.	68	india LEWIS	– 2002–03
9.	66	Amy WRIGHT	– 2001–02
10.	63	Rochelle VAUGHN	– 2004–05
	63	Charity FORD	– 2009–10
12.	62	Malica MONK	– 2016–17
13.	61	Shameka CHRISTON	– 2001–02
14.	60	Calli BERNA	– 2013–14
15.	58	Brittney VAUGHN	– 2007–08
16.	57	Rochelle VAUGHN	– 2003–04
17.	55	Kristin PEOPLES	– 2004–05
18.	54	Keira PEAK	– 2012–13
19.	52	Kelsey BROOKS	– 2014–15
	52	Alexis TOLEFREE	– 2018–19

STEALS AVERAGE (MINIMUM 5 GAMES)

1.	2.7	C'eira RICKETTS	(33 games)	2011–12
2.	2.6	C'eira RICKETTS	(32 games)	2008–09
3.	2.4	C'eira RICKETTS	(31 games)	2009–10
4.	2.3	Malica MONK	(27 games)	2016–17
5.	2.3	Brittney Vaughn	(31 games)	2006–07
6.	2.3	C'eira RICKETTS	(34 games)	2010–11
7.	2.3	India LEWIS	(32 games)	2001–02
	2.3	Kristin MOORE	(12 games)	2004–05
9.	2.1	Charity FORD	(30 games)	2009–10
10.	2.1	Calli BERNA	(33 games)	2012–13
11.	2.1	Amy WRIGHT	(32 games)	2001–02
12.	2.1	india LEWIS	(33 games)	2002–03
13.	2.0	Rochelle VAUGHN	(28 games)	2003–04
14.	2.0	Rochelle VAUGHN	(31 games)	2004–05
15.	2.0	Calli BERNA	(30 games)	2013–14
16.	2.0	Shameka CHRISTON	(31 games)	2001–02
17.	1.9	Brittney VAUGHN	(30 games)	2007–08
18.	1.8	Kristin PEOPLES	(31 games)	2004–05
19.	1.7	Shameka CHRISTON	(28 games)	2003–04
20.	1.6	Keira PEAK	(33 games)	2012–13

GAMES PLAYED

1.	37	Chelsea DUNGEE	– 2018–19
	37	Alexis TOLEFREE	– 2018–19
	37	Jailyn MASON	– 2018–19
	37	Kiara WILLIAMS	– 2018–19
	37	Taylah THOMAS	– 2018–19
	37	Bailey ZIMMERMAN	– 2018–19
	37	Malica MONK	– 2018–19
8.	34	Jamesha TOWNSEND	– 2010–11
	34	C'eira RICKETTS	– 2010–11
	34	Sarah WATKINS	– 2010–11
11.	33	Quistelle WILLIAMS	– 2012–13
	33	Calli BERNA	– 2011–12
	33	Lakishia HARPER	– 2002–03
	33	Rochelle VAUGHN	– 2002–03
	33	Ruby VADEN	– 2002–03
	33	Dominique WILSON	– 2012–13
	33	Ashley DANIELS	– 2010–11
	33	Calli BERNA	– 2012–13
	33	Yashira DELGADO	– 2010–11
	33	Sarah WATKINS	– 2011–12
	33	Ashley DANIELS	– 2011–12
	33	Keira PEAK	– 2012–13
	33	Jhasmin BOWEN	– 2012–13
	33	Sarah WATKINS	– 2012–13
	33	Dana CHERRY	– 2002–03
	33	C'eira RICKETTS	– 2011–12
	33	india LEWIS	– 2002–03

GAMES STARTED

1.	37	Chelsea DUNGEE	– 2018–19
	37	Kiara WILLIAMS	– 2018–19
	37	Malica MONK	– 2018–19
4.	36	Alexis TOLEFREE	– 2018–19
	36	Jailyn MASON	– 2018–19
6.	34	Sarah WATKINS	– 2010–11
	34	Jamesha TOWNSEND	– 2010–11
	34	C'eira RICKETTS	– 2010–11
9.	33	Lakishia HARPER	– 2002–03
	33	Calli BERNA	– 2012–13
	33	Keira PEAK	– 2012–13
	33	Ashley DANIELS	– 2011–12
	33	Sarah WATKINS	– 2011–12
	33	Ashley DANIELS	– 2010–11
	33	Quistelle WILLIAMS	– 2012–13
	33	C'eira RICKETTS	– 2011–12
	33	india LEWIS	– 2002–03

MINUTES

1.	1227	Chelsea DUNGEE	– 2018–19
2.	1189	Calli BERNA	– 2014–15
3.	1168	Calli BERNA	– 2012–13
4.	1149	india LEWIS	– 2002–03
5.	1145	C'eira RICKETTS	– 2010–11
6.	1111	Jailyn MASON	– 2018–19
7.	1103	Kelsey BROOKS	– 2014–15
8.	1102	India LEWIS	– 2001–02
9.	1081	Malica MONK	– 2018–19
10.	1061	Malica MONK	– 2017–18
11.	1052	Shameka CHRISTON	– 2002–03
12.	1045	Melissa WOLFF	– 2014–15
13.	1039	C'eira RICKETTS	– 2009–10
14.	1037	Amy WRIGHT	– 2001–02
15.	1032	Calli BERNA	– 2013–14
	1032	Jessica JACKSON	– 2014–15
17.	1031	Jailyn MASON	– 2017–18
18.	1027	C'eira RICKETTS	– 2011–12
19.	1020	C'eira RICKETTS	– 2008–09
20.	1012	Dana CHERRY	– 2002–03
	1012	Sarah WATKINS	– 2010–11

MINUTES AVERAGE

1.	37.2	Calli BERNA	(32 games)	2014–15
2.	35.4	Calli BERNA	(33 games)	2012–13
3.	34.8	india LEWIS	(33 games)	2002–03
4.	34.5	Kelsey BROOKS	(32 games)	2014–15
5.	34.4	India LEWIS	(32 games)	2001–02
6.	34.4	Calli BERNA	(30 games)	2013–14
7.	34.2	Malica MONK	(31 games)	2017–18
8.	33.8	Rochelle VAUGHN	(28 games)	2003–04
9.	33.7	C'eira RICKETTS	(34 games)	2010–11
10.	33.5	C'eira RICKETTS	(31 games)	2009–10
11.	33.3	Jailyn MASON	(31 games)	2017–18
12.	33.2	Chelsea DUNGEE	(37 games)	2018–19
	33.2	Shameka CHRISTON	(28 games)	2003–04
14.	32.9	Shameka CHRISTON	(32 games)	2002–03
15.	32.7	Melissa WOLFF	(32 games)	2014–15
16.	32.4	Amy WRIGHT	(32 games)	2001–02
17.	32.2	Jessica JACKSON	(32 games)	2014–15
18.	31.9	Lyndsay HARRIS	(29 games)	2010–11
19.	31.9	C'eira RICKETTS	(32 games)	2008–09
20.	31.7	Jessica JACKSON	(29 games)	2015–16

INDIVIDUAL GAME (SINCE 1981-82)

MOST POINTS

	Pts.	NAME	OPPONENT	DATE
40 POINTS				
1.	44	Shelly Wallace	vs. Oral Roberts	12/12/88 (1)
2.	41	Chelsea Dungee	vs. Auburn	2/10/19 ^
3.	40	Shamika Christon	vs. #8 Vanderbilt	3/2/02 *!
30 POINTS				
4.	39	Delmonica DeHorney	vs. #2 Stanford	3/24/90 $
5.	37	Dominique Washington	vs. Ole Miss	2/26/06 &
	37	Bettye Fiscus	at Alaska	2/27/82
	37	Chelsea Dungee	vs. Houston	3/21/19 @
8.	36	Shameka Christon	vs. Clemson	3/15/02
	36	Shannon Jones	vs. Washington St.	12/31/92
	36	Shelly Wallace	at SMU	2/15/89
11.	35	Wendi Willits	vs. Oklahoma	3/14/99
	35	Shelly Wallace	at SW Missouri	12/17/88 (1)
13.	34	Jessica Jackson	Houston Baptist	12/28/16
	34	Delmonica DeHorney	at Texas Tech	1/6/90
	34	Shelly Wallace	vs. Texas Tech	3/9/89 (SWC)
	34	Shelly Wallace	at Texas Tech	2/2/88
	34	Lanell Dawson	at TCU	1/4/86
18.	33	Chelsea Dungee	vs. Ole Miss	2/24/19
	33	Shameka Christon	at Ole Miss	2/29/04
	33	Shameka Christon	vs. #6 LSU	3/7/03
	33	Wendi Willits	at Georgia	2/21/99
	33	Christy Smith	vs. Ohio State	11/19/95
	33	Delmonica DeHorney	vs. Lamar	3/20/91
	33	Delmonica DeHorney	vs. SW Missouri	12/19/87
25.	32	Chelsea Dungee	vs. South Carolina	2/3/19
	32	Kimberly Wilson	vs. Pittsburgh	11/25/94
	32	Delmonica DeHorney	vs. #6 SFA	3/22/90
	32	Shelly Wallace	vs. Houston	3/4/89
	32	Shelly Wallace	vs. UTSA	12/3/88
30.	31	Chelsea Dungee	vs. Georgia	3/7/19
	31	Chelsea Dungee	vs. #15 South Carolina	3/8/19
	31	Jessica Jackson	vs. Ole Miss	1/19/14
	31	Shameka Christon	at South Carolina	1/18/04
	31	Shameka Christon	at Alabama	2/15/04
	31	Christy Smith	vs. Dayton	1/2/96
	31	Delmonica DeHorney	vs. #22 N'western	3/16/91
	31	Lisa Martin	vs. #6 Texas	3/11/89
	31	Bettye Fiscus	vs. Oklahoma City	3/11/82
	31	Lita Stricklin	vs. Phillips	2/15/80
40.	30	Sytia Messer	vs. Memphis	12/19/97
	30	Kimberly Wilson	vs. LSU	1/31/96
	30	Christy Smith	vs. Alabama	3/4/95
	30	Shea Henderson	vs. SMU	12/21/93
	30	Amber Nicholas	vs. Baylor	3/6/91
	30	Juliet Jackson	at #6 Georgia	3/18/90
	30	Lanell Dawson	vs. Providence	3/20/87
	30	Bettye Fiscus	vs. Delta State	2/7/83
	30	Bettye Fiscus	vs. New Orleans	3/13/82
	30	Bettye Fiscus	vs. Wichita State	2/20/82
	30	Kim Bunge	vs. McNeese	2/14/81
	30	Lita Stricklin	vs. N'eastern Okla.	2/1/80
	30	Keira Peak	vs. #13 Oklahoma	11/23/12

$ -- Most in NCAA tournament game
* -- Most versus ranked team
^ -- Most in SEC regular season game
! -- Most in SEC tournament game
@ -- Most in WNIT/NWIT game
& -- Most by player off the bench
(1) -- Most in consecutive games

25-29 POINTS

46.	29	Devin Cosper	Tennessee	2-8-18
	29	Jessica Jackson	Tulsa	11/23/15
	29	C'eira Ricketts	at Vanderbilt	1/20/11
	29	Ruby Vaden	Vanderbilt	1/29/04
	29	Wendi Willits	UNC-Wilmington	11/26/99
	29	Kimberly Wilson	at Arizona	3/22/96 (NWIT)
	29	Shea Hopson	Auburn	1/11/92
	29	Delmonica DeHorney	at Texas Tech	1/12/91
	29	Shelly Wallace	at UT-San Antonio	1/9/89
54.	28	Chelsea Dungee	Tennessee Tech	12/4/19
	28	Chelsea Dungee	Georgia	1/31/19
	28	Kelsey Brooks	South Dakota St.	12/04/14
	28	Sarah Watkins	at Ole Miss	1/31/13
	28	C'eira Ricketts	Alabama	02/27/11
	28	C'eira Ricketts	vs USF	11/12/11
	28	Shameka Christon	at Wichita State	11/21/03
	28	Shameka Christon	at TCU	12/6/03
	28	Shameka Christon	at Indiana	12/20/03
	28	Shameka Christon	Georgia	2/8/04
	28	Shameka Christon	La-Lafayette	1/6/03
	28	Delmonica DeHorney	Texas A&M	1/22/91
	28	Delmonica DeHorney	Texas A&M	2/20/90
65.	27	Chelsea Dungee	#22 ISU	12/02/18
	27	Shameka Christon	LSU	1/22/04
	27	Wendi Willits	BYU	12/4/00
	27	Wendi Willits	ORU	11/28/98
	27	Karyn Karlin	at Providence	11/21/97
	27	Kimberly Wilson	SMU	12/3/94
	27	Kimberly Wilson	Sam Houston State	12/22/94
	27	Christy Smith	at Auburn	1/22/95
	27	Delmonica DeHorney	at Texas A&M	2/4/91
	27	Delmonica DeHorney	SMU	2/17/90
	27	Shelly Wallace	at Tennessee State	11/27/88
	27	Shelly Wallace	MVSU	12/10/88
	27	Tracy Webb	Houston	2/19/85
	27	Bettye Fiscus	Auburn	11/24/84
	27	Bettye Fiscus (LRHS)	vs. Miami	11/23/84
	27	Bettye Fiscus	Oklahoma State	2/16/82
80.	26	Jessica Jackson	Georgia	2/2/17
	26	Chrisstasia Walter	at Oral Roberts	03/23/11
	26	Lyndsay Harris	Georgia	01/13/11
	26	Dominique Robinson	Texas Southern	12/21/11
	26	Charity Ford	Miss St.	1/14/10
	26	Lyndsay Harris	vs Iona	11/26/09
	26	Sarah Pfeifer	at Arkansas State	3/21/05
	26	India Lewis	TCU	11/25/02
	26	Karyn Karlin	Iowa	1/30/00
	26	Karyn Karlin	at Montana	12/30/98
	26	Kelly Johnson	Stephen F. Austin	2/13/96
	26	Kimberly Wilson	TCU	2/1/95
	26	Delmonica DeHorney	Baylor	2/27/91
	26	Delmonica DeHorney	at Baylor	1/26/91
	26	Delmonica DeHorney	at New Orleans	1/22/90
	26	Delmonica DeHorney	at Texas	2/23/90
	26	Shelly Wallace	at TCU	1/10/89
	26	Juliet Jackson	Texas A&M	1/17/89
	26	Lanell Dawson	at SW Missouri State	12/18/86
	26	Tracy Webb	at Rice	2/14/87
	26	Lanell Dawson	at SMU	2/1/86
	26	Bettye Fiscus	Baylor	3/2/85
	26	Bettye Fiscus	ORU	11/19/84
	26	Bettye Fiscus	Texas Tech	1/19/83
	26	Bettye Fiscus	Texas Tech	2/24/83
	26	Bettye Fiscus	at Texas	2/21/83
	26	Bettye Fiscus	at California	12/5/82
107.	25	Malica Monk	South Carolina (SEC)	2/3/19
	25	Chelsea Dungee	Missouri (SEC)	2/28/19
	25	Malica Monk	at Florida (SEC)	1/27/19
	25	Chelsea Dungee	MSU (SEC)	1/3/19
	25	Chelsea Dungee	at Florida (SEC)	1/27/19
	25	Kiara Williams	Vanderbilt (SEC)	2/28/18
	25	Malica Monk	Tennessee	2/8/18
	25	Jessica Jackson	vs. No. 13/15 Tenn.	1/14/16
	25	Jessica Jackson	at No. 19/18 LS	2/23/14
	25	Jessica Jackson	Ole Miss	3/5/15
	25	Sarah Watkins	No. 8/10 Kentucky	2/7/13
	25	Sarah Watkins	Lamar	3/17/11
	25	Sarah Watkins	at Hawai'i	11/24/12
	25	Dominique Washington	Memphis	11/21/05
	25	Shameka Christon	at SFA	12/28/03
	25	Shameka Christon	at Florida	2/22/04
	25	Shameka Christon	LSU	1/19/03
	25	Shameka Christon	Alabama	3/2/03
	25	Shameka Christon	at Boston College	11/20/01
	25	Shameka Christon	LSU	2/10/02
	25	Wendi Willits	Tulsa	1/5/01
	25	Wendi Willits	LSU	1/13/00
	25	Karyn Karlin	at LSU	2/12/00
	25	Lonniya Bragg	at Florida	3/2/00
	25	Wendi Willits	Missouri	3/18/00 (WNIT)
	25	Wendi Willits	at Auburn	2/7/99
	25	Sytia Messer	at Stephen F. Austin	1/28/97
	25	Christy Smith	Rice	11/25/95
	25	Stephanie Bloomer	Kentucky	2/4/95
	25	Kimberly Wilson	South Carolina	2/12/94
	25	Delmonica DeHorney	SMU	1/19/91
	25	Delmonica DeHorney	TCU	1/13/90
	25	Delmonica DeHorney	Rice	3/3/90
	25	Shelly Wallace	Texas Tech	1/3/89
	25	Shelly Wallace	Rice	1/28/89
	25	Shelly Wallace	at Texas Tech	2/4/89
	25	Lisa Martin	Miss Valley State	11/30/87
	25	Shelly Wallace	Baylor	1/19/88
	25	Shelly Wallace	at Houston	3/2/88
	25	Bettye Fiscus	at Texas Tech	1/15/85
	25	Bettye Fiscus	at Texas A&M	1/2/85
	25	Bettye Fiscus	at Oklahoma State	12/1/84
	25	Amanda Holley	Texas	2/18/84
	25	Bettye Fiscus	SMU	1/30/83
	25	Bettye Fiscus	Murray State	2/4/83
	25	Amanda Holley	at Kansas State	11/26/82

FIELD GOALS MADE

	FGM	NAME	OPPONENT	DATE
1.	16	Shelly Wallace	vs. Oral Roberts	12/12/88 (1)
	16	Shelly Wallace	vs. Texas Tech	3/9/89 (SWC)
3.	15	Delmonica DeHorney	vs. #2 Stanford	3/24/90 $
4.	14	Delmonica DeHorney	vs. Lamar	3/20/91
	14	Delmonica DeHorney	at Texas Tech	1/6/90
	14	Delmonica DeHorney	vs. #6 SFA	3/22/90
	14	Shelly Wallace	at Texas Tech	2/2/88
	14	Lanell Dawson	at TCU	1/4/86
	14	Bettye Fiscus	vs. Wichita State	2/20/82
10.	13	Shameka Christon	at South Carolina	1/18/04
	13	Rudy Vaden	Vanderbilt	1/29/04
	13	Shameka Christon	at Ole Miss	2/29/04
	13	Wendi Willits	UNC Wilmington	11/26/99
	13	Shelly Wallace	vs. Texas-San Antonio	12/3/88
	13	Shelly Wallace	at SW Missouri	12/17/88 (1)
	13	Delmonica DeHorney	vs. SW Missouri	12/19/87
	13	Bettye Fiscus	Texas Tech	1/19/83

FIELD GOALS ATTEMPTED

	FGA	NAME	OPPONENT	DATE
1.	28	Malica Monk	Florida	1-18-18
2.	27	Pat Keck	NWACC	11-19-76
3.	26	Shameka Christon	at TCU	12/6/03
4.	25	Malica Monk	at Tennessee	1/21/19
	25	Devin Cosper	at Nebraska	11-16-17
	25	Jessica Jackson	#13/15 Kentucky	02/26/15
	25	Shameka Christon	at Tulsa	12/9/03

INDIVIDUAL GAME TOP TEN (SINCE 1981-82)

	25	Shelly Wallace	vs. Texas Tech	3/9/89 (SWC)
	25	Brenda Rhodes	Texas	1/12/85
9.	24	Chelsea Dungee	Missouri	2/28/19
	24	Chelsea Dungee	at Tulsa	12/20/18
	24	Shameka Christon	at South Carolina	1/18/04
	24	Shameka Christon	LSU	1/22/04
	24	Shameka Christon	La-Lafayette	1/6/03

FIELD GOAL PERCENTAGE (8 MADE)

	PCT	NAME	OPPONENT	DATE	M/A
1.	1.000	Lauren Ervin	at Auburn	01/14/07	9-9
	1.000	Lonniya Bragg	Georgia Tech	3/21/00	9-9 (WNIT)
	1.000	Lanell Dawson	at Baylor	2/26/86	10-10
	1.000	Bettye Fiscus	Evangel College	1/9/92	8-8
5.	.929	Rudy Vaden	Vanderbilt	1/29/04	13-14
6.	.917	Dominique Robinson	Texas Southern	12/21/11	11-12
	.917	Shelly Wallace	at Tennessee State	11/27/88	11-12
8.	.900	Karyn Karlin	Alcorn State	12/31/96	9-10
	.900	Shelly Wallace	vs. #6 Texas	3/11/89	9-10 (SWC)
	.900	Lanell Dawson	Texas A&M	3/1/86	9-10

3-POINT FIELD GOALS MADE

	3PT	NAME	OPPONENT	DATE
1.	9	Wendi Willits	at Georgia	2/21/99
2.	8	Lyndsay Harris	Georgia	01/13/11
3.	8	Lyndsay Harris	vs IONA	11/26/09
	8	Wendi Willits	ORU	11/28/98
5.	7	Dominique Washington	Tennessee	02/22/07
	7	Dominique Washington	at Auburn	01/14/07
	7	Dominique Washington	at Ole Miss	2/26/06
	7	Donica Cosby	vs SFA	12/20/06
	7	Shameka Christon	at Alabama	2/15/04
	7	Wendi Willits	Tulsa	1/5/01
	7	Wendi Willits	Howard	2/15/01
	7	Wendi Willits	at Auburn	2/22/01
	7	Wendi Willits	at Auburn	2/7/99
	7	Wendi Willits	Oklahoma	3/14/99
	7	Wendi Willits	at Providence	11/21/97

3-POINT FIELD GOALS ATTEMPTED

	3PA	NAME	OPPONENT	DATE
1.	18	Dominique Washington	Tennessee	02/22/07
2.	16	Alexis Tolefree	vs. Pitt	11/24/18
	16	Devin Cosper	at Nebraska	11/16/17
	16	Wendi Willits	Oklahoma	3/14/99
4.	14	Donica Cosby	Miss St.	01/07/07
	14	Dominique Washington	at Ole Miss	2/26/06
	14	Devin Cosper	at Vanderbilt	2/25/18
6.	13	Alexis Tolefree	at Texas A&M	3/3/19
	13	Devin Cosper	at UTEP	11/24/17
	13	Lyndsay Harris	Georgia	01/13/11
	13	Lyndsay Harris	at Georgia	02/03/11
	13	Lyndsay Harris	Miss St.	02/19/12
	13	Lyndsay Harris	Vanderbilt	1/31/10
	13	Lyndsay Harris	MVSU	11/17/10
	13	Lyndsay Harris	Miss Valley St.	11/17/10
	13	Lyndsay Harris	at UTEP	11/27/10
	13	Rochelle Vaughn	Miss St.	1/22/06
	13	Chrisstasia Walter	at Oral Roberts	03/23/11
	13	Dominique Washington	at Florida	01/21/07
	13	Wendi Willits	at Georgia	2/21/99
	13	Kimberly Wilson	vs. Georgia	3/4/94 (SEC)
	13	Lisa Martin	vs. #6 Texas	3/11/89

3-POINT FG PERCENTAGE (6 MADE)

	PCT	NAME	OPPONENT	DATE	M/A
1.	1.000	Kimberly Wilson	at Butler	1/10/94	6-6
2.	.857	McKenzie Adams	TULSA	12/10/13	6-7
	.857	Amber Nicholas	Baylor	3/6/91	6-7 (SEC)
4.	.750	R. Northcross-Baker	UTA	12/17/17	6-8
	.750	Wendi Willits	LSU	1/13/00	6-8
	.750	Wendi Willits	Harvard	3/15/98 (NCAA)	6-8
7.	.727	Wendi Willits	ORU	11/28/98	8-11
8.	.700	Donica Cosby	vs SFA	12/20/06	7-10
	.700	Wendi Willits	Tulsa	1/5/01	7-10
10.	.667	Lyndsay Harris	vs Florida	03/03/11	6-9
	.667	Lyndsay Harris	vs IONA	11/26/09	8-12
	.667	Kimberly Wilson	Alabama	1/4/96	6-9
	.667	Shea Hopson	Auburn	1/11/92	6-9

FREE THROWS MADE

	FTM	NAME	OPPONENT	DATE
1.	16	Shelly Wallace	vs. Houston	3/4/89
2.	15	Christy Smith	Ohio State	11/19/95
	15	Bettye Fiscus	at Alaska-Anchorage	2/27/82
4.	14	India Lewis	TCU	11/25/02
	14	Sytia Messer	at Alabama	2/18/99
	14	Shea Henderson	vs. San Francisco	12/4/93
	14	Shelly Wallace	at SMU	2/15/89
8.	13	Kelsey Brooks	South Dakota St.	12/04/14
	13	Christy Smith	Mississippi State	1/28/98
	13	Christy Smith	at Auburn	1/22/95
	13	Dianna Harris	TCU	1/8/85
	13	Bettye Fiscus	at SMU	2/15/83
	13	Bettye Fiscus	vs. Oklahoma City	3/11/82

FREE THROWS ATTEMPTED

	FTMA	NAME	OPPONENT	DATE
1.	20	Kelsey Brooks	vs Oklahoma	12/21/14
	20	Shelly Wallace	vs. Houston	3/4/89
3.	17	Shea Hnderson	at Kent State	11/30/93
	17	Shea Henderson	Alabama	2/2/94
	17	Bettye Fiscus	at Alaska-Anchorage	2/27/82
6.	16	Jessica Jackson	Georgia	2/2/17
	16	Kelsey Brooks	South Dakota St.	12/04/14
	16	Kristin Peoples	Cincinnati	1/2/05
	16	Shameka Christon	at Florida	2/22/04
	16	India Lewis	TCU	11/25/02
	16	Sytia Messer	at Alabama	2/18/99
	16	Shea Henderson	vs. San Francisco	12/4/93

FREE THROW PERCENTAGE (10 MADE)

	PCT	NAME	OPPONENT	DATE	M/A
1.	1.000	Chelsea Dungee	South Carolina	3/8/19	13-13
	1.000	Devin Cosper	Alabama	1/7/18	12-12
	1.000	Malica Monk	UTA	12/17/17	12-12
	1.000	Charity Ford	Sam Houston St.	12/29/09	10-10
	1.000	Kristin Peoples	Grambling	11/29/05	11-11
	1.000	Christy Smith	at Kentucky	1/31/98	10-10
	1.000	Christy Smith	Ohio State	11/19/95	15-15
	1.000	Kimberly Wilson	ORU	2/22/96	10-10
	1.000	Kimberly Wilson	vs. Pittsburgh	11/25/94	10-10
	1.000	Christy Smith	South Carolina	3/3/95	10-10
	1.000	Stephanie Bloomer	LSU	2/8/94	10-10
	1.000	Delmonica DeHorney	vs. #22 N'western	3/16/91	11-11
	1.000	Bettye Fiscus	Creighton	2/25/85	12-12

MOST REBOUNDS

	REB	NAME	OPPONENT	DATE
1.	20	Melissa Wolff	NEW ORLEANS	12/30/15
	20	Lauren Ervin	at Florida	01/21/07
	20	Shelly Wallace (4o16d)	Texas A&M	1/17/89
	20	Shelly Wallace (6o14d)	at Houston	3/2/88
	20	Kim Bunge	vs. Oklahoma City	3/11/82
6.	18	Shelly Wallace (2o16d)	at SMU	2/15/89
	18	Robyn Irwin (3o15d)	SW Missouri State	12/19/87
	18	Bettye Fiscus	No. 20 Kansas State	1/2/82
9.	17	Kiara Williams	at No. 17 Kentucky	2/17/19
	17	Ashley Daniels	Sam Houston St.	12/29/09
	17	Whitney Jones	at Vanderbilt	01/29/09
	17	Lauren Ervin	SMU	12/13/06
	17	Shelly Wallace (6o11d)	at UT-San Antonio	1/9/89
	17	Shelly Wallace	Rice	1/28/89
	17	Shelly Wallace (3o14d)	at Rice	2/28/89
	17	Amanda Holley	at Oklahoma City Univ.	2/5/82

TEAM GAME RECORDS

SCORING

MOST POINTS SCORED
Game: 115 vs. Oral Roberts (2–19–87)
First Half: 65 vs. Tennessee State (11–27–88)
Second Half: 67 vs. Univ. of Detroit (12–1–89)
First Period: 28 vs. Northwestern State (11–9–18)
Second Period: 31 vs. Houston Baptist (12–28–16)
Third Period: 34 vs. Houston Baptist (12–28–16)*
Fourth Period: 32 vs. Tulsa (11–23–15)

FEWEST POINTS SCORED
Game: 28 vs. Louisiana Tech (11–30–78)
Half: 11 vs. Louisiana Tech (11–30–78)
11 vs. Tennessee (1–18–12)
11 at Missouri (3–1–15)
First Period: 3 at UTEP (11–24–17)*
Second Period: 5 at LSU (2–7–19)*
Third Period: 7 Florida (1–18–18)*
Fourth Period: 5 vs. No. 7 Oregon St. (11–28–15)

LARGEST MARGIN OF VICTORY
79 (108–29) vs. Bartlesville Wesleyan (2–18–77)

MOST POINTS ALLOWED
Game: 114 vs. Stanford (3–24–90)
Half: 63 vs. Texas (1–9–89)

FEWEST POINTS ALLOWED
Game: 19 vs. Bartlesville Wesleyan (12–4–76)
Half: 8 vs. Montana State (1–5–03)

POINTS SCORED BOTH TEAMS
High: 201 (87–114) vs. Stanford (3–24–90)
Low: 82 (49–33) vs. Coppin State (12–29–05)
82 (42–40) vs. LSU (2–20–11)

LARGEST MARGIN OF DEFEAT
54 (28–82) vs. Louisiana Tech (11–30–78)
53 (32–85) vs. No. 2 South Carolina (1–3–16)

MOST DOUBLE–DIGIT SCORERS
7 vs. Northwestern State (W, 98–53; Tolefree 19, Gaulden 16, Monk 12, Dungee 11, Doumbia 11, Thomas 11, Williams 10)
vs. TCU (109–59; Burkes 10; Dawson 23; Wynn 17; Webb 11; Williams 11; Valley 14; Wallace 19) (2–4–86)

FEWEST DOUBLE–DIGIT SCORERS
0 eight times.
#6–7 S Carolina (2–19–14)*

ALL STARTERS IN DOUBLE DIGITS
14 times.
vs. Georgia (3/7/19)*
vs. No. 24 Missouri (1–17–16)
vs. Florida (1–29–12) (20T)

FIELD GOALS

MOST FIELD GOALS
Game: 51 vs. University of Detroit (12–1–89)
Half: 30 vs. University of Detroit (12–1–89)
First Period: 12 at Alabama (1–15–17)*
Second Period: 13 vs. Houston Baptist (12–28–16)
Third Period: 19 at No. 23 Tennessee (2–4–16)
Fourth Period: 13 vs. Tulsa (11–23–15)

MOST FIELD GOAL ATTEMPTS
Game: 97 vs. Cottey College (2–2–78)
Half: 57 vs. University of Detroit (12–1–89)
First Period: 25 vs. New Orleans (12–30–15)
Second Period: 23 vs. Houston Baptist (12–28–16)*
Third Period: 22 at No. 9 South Carolina (1–25–18)
Fourth Period: 26 vs. Tulsa (11–23–15)

FEWEST FIELD GOALS
Game: 8 vs. Louisiana Tech (11–30–78)
Half: 3 vs. Louisiana Tech (11–30–78)
3 vs. Tennessee (1–8–12)
First Period: 0 at UTEP (11–24–17)
Second Period: 2 at Tulsa (11–30–16)*
Third Period: 2 Florida (1–18–18)*
Fourth Period: 1 vs. No. 7 Oregon St. (11–28–15)

FEWEST FIELD GOAL ATTEMPTS
Game: 41 at Auburn (1–22–95);
41 Ole Miss (3–5–15)
Half: 17 vs. Missouri (2–17–13)
17 at Tulsa (12–14–14); vs. Ole Miss (3–5–15)
First Period: 10 South Dakota (11–17–16)*
Second Period: 10 vs. Butler (12–7–16)*
Third Period: 9 Ole Miss (2–28–16)*
Fourth Period: 7 vs. No. 24 Missouri (1–17–16)

BEST FIELD GOAL PERCENTAGE
Game: .667 (32–48) vs. UTSA (12–3–88)
Half: .900 (18–20) vs. UTSA (12–3–88)

WORST FIELD GOAL PERCENTAGE
Game: .195 (8–41) vs. La Tech (11–30–78)
Half: .100 (3–30) vs. Tennessee (1–8–12)

BEST DEFENSIVE PERCENTAGE
Game: .159 (10–63) NW State (11–23–14)
Half: .083 (2–24) by Montana State (1–5–03)

3-POINTERS

MOST THREE–POINT GOALS
Game: 15 vs. UAB (3/24/19)
15 vs. Providence (11–16–98)
Half: 9 at Auburn (1–14–18)
First Period: 4 vs. Samford (11–12–17)
Second Period: 5 vs. Vanderbilt (1–13–19)*
Third Period: 5 vs. SHSU (11–10–17)
Fourth Period: 6 at UTEP (11–24–17)

FEWEST THREE–POINT GOALS
Game: 0 at Rice (1–2–91);
Kentucky (1–23–98); at Vanderbilt (2–17–05);
at LSU (2/7/19)
Half: 0 several times
at LSU (2/7/19)*
First Period: 0 at LSU (2/7/19)*
Second Period: 0 at LSU (2/7/19)*
Third Period: 0 at LSU (2/7/19)*
Fourth Period: 0 at LSU (2/7/19)*

MOST THREE–POINT ATTEMPTS
Game: 41 at UTEP (11–24–17)
Half: 20 at UMKC (1–25–05)
First Period: 12 at Auburn (1–14–18)
Second Period: 10 at Auburn 1–24–16)
Third Period: 10 vs. Tulsa (12–10–17)
Fourth Period: 13 at UTEP (11–24–17)

FEWEST THREE–POINT ATTEMPTS
Game: 0 several times
at UNO 1–22–90*
Half: 0 several times
Florida 2–8–01*
First Period: 1 vs. Tulsa (11–23–15)
Second Period: 0 at SDSU (11–18–15)
Third Period: 0 at LSU (1–19–17)*
Fourth Period: 0 at No. 23 Tennessee (2–4–16)

BEST THREE–POINT GOAL PCT.
Game: .875 (7–8) vs. Vanderbilt (1–23–2000)
10 Att.: .714 (10–14)
vs. Lipscomb (11–11–2007)
Half: 1.000 (5–5) vs. Vanderbilt (1–23–2000)

WORST THREE–POINT GOAL PCT.
Game: .000 several
0–10 at Miss St 2–31–13*
Half: .000 several
at Miss State 2–31–13*

*Most Recent

TEAM GAME RECORDS

FREE THROWS

MOST FREE THROWS
Game: 38 at Florida (2–22–04)
Half: 26 vs. Grambling (12–17–81)
First Period: 9 vs. SE Louisiana (11–13–15)
Second Period: 10 vs. No. 24 Missouri (1–17–16)
Third Period: 10 vs. Alabama (2–18–16)
Fourth Period: 14 vs. No. 24 Missouri (1–17–16)

FEWEST FREE THROWS
Game: 0 at LSU (2–25–10)
Half: 0 at Mizzou (1–10–19)*
First Period: 0 at Mizzou (1–10–19)*
Second Period: 0 at Mizzou (1–10–19)*
Third Period: 0 at Alabama (2–4–18)*
Fourth Period: 0 at Nebraska (11–16–17)*

MOST FREE THROW ATTEMPTS
Game: 54 at Florida (2–22–04)
Half: 33 vs. Alabama (2–2–94); vs. Grambling (12–17–18)
First Period: 12 at Auburn (1–14–18)
Second Period: 13 vs. No. 24 Missouri (1–17–16)
Third Period: 14 vs. Ole Miss (2–28–16)
Fourth Period: 20 vs. No. 24 Missouri (1–17–16)

FEWEST FREE THROW ATTEMPTS
Game: 0 at LSU 2–25–10
Half: 0 10 times (Most rec: SIUE 3–14–13)
First Period: 0 vs. No. 15 Texas A&M (SEC | 3–1–18)*
Second Period: 0 vs. No. 15 Texas A&M (SEC | 3–1–18)*
Third Period: 0 at Alabama (2–4–18)*
Fourth Period: 0 at #5/3 Mississippi State (1–4–18)*

BEST FREE THROW PERCENTAGE (MIN. 10 ATTEMPTS)
Game: 1.000 (10–10) vs. Florida (1–26–06)
(Notable previous: .950 (21–22) vs. McNeese 2–14–87)
Half: 1.000 (19–19) vs. Southern–BR (1–23–82)

WORST FREE THROW PERCENTAGE
Game: .000 (0–0) at LSU (2–25–10)
Half: 0 at No. 9 South Carolina (1–25–18)*

REBOUNDS

MOST REBOUNDS
Game: 74 vs. Mississippi Valley (11–24–89)
Half: 36 vs. Mississippi Valley (11–24–89)
Offensive Game: 37 vs. Miss. Valley (11–24–89)
First Period: 20 vs. New Orleans (12–30–15)
Second Period: 19 at No. 5/3 Mississippi State (1–4–18)
Third Period: 18 vs. Tulsa (12–10–17)*
Fourth Period: 20 vs. SE Louisiana (11–13–15)

MOST DOUBLE–DIGIT REBOUNDERS
3 vs. Baylor (Wallace 13, Irwin 11, DeHorney 11) (2–20–88)

ASSISTS

MOST ASSISTS
34 vs. University of Detroit (12–1–89)
First Period: 8 at No. 7 Miss State (1–10–16)
Second Period: 9 vs. Houston Baptist (12–28–16)
Third Period: 10 vs. Houston Baptist (12–28–16)
Fourth Period: 8 vs. Vanderbilt (SEC | 2–28–18)*

STEALS

MOST STEALS
29 vs. Western Kentucky (11–28–04)
First Period: 5 vs. ACU (11–29–17)*
Second Period: 8 at Florida (2–9–17)
Third Period: 7 vs. South Dakota (11–17–16)
Fourth Period: 7 at UTEP (11–24–17)

TURNOVERS

MOST TURNOVERS
45 Alabama State (11–19–04; vs. North Ark. CC. (11–19–76)
First Period: 8 vs. Auburn (1–24–16)*
Second Period: 9 at Alabama (1–15–17)
Third Period: 8 at Auburn (1–24–16)*
Fourth Period: 13 vs. LSU 1–8–17

FEWEST TURNOVERS
4 vs. Missouri (2/28/19)
4 vs. Wichita State (2–20–82)
4 vs. Utah (11–20–11)
First Period: 0 vs. No. 15 Texas A&M (SEC | 3–1–18)*
Second Period: 0 vs. Charlotte (12–7–17)
Third Period: 1 vs. Vanderbilt (SEC | 2–28–18)*
Fourth Period: 0 vs. No. 15 Texas A&M (SEC | 3–1–18)*

MOST OPPONENT TURNOVERS
43 vs. Murray State (12–5–90)

BLOCKED SHOTS

MOST BLOCKED SHOTS
13 vs. Tennessee Tech (12/4/18)
12 vs. Northeast Louisiana (12–5–82)
First Period: 5 vs. MVSU (12–28–15)
Second Period: 4 at Nebraska (11–16–17)
Third Period: 6 vs. Houston Baptist (12–28–16)
Fourth Period: 3 vs. NSU (12–18–16)*

PERSONAL FOULS

MOST PERSONAL FOULS
34 at South Carolina (1–30–93)

MOST PLAYERS FOULED OUT
4 vs. Northeast Oklahoma (2–19–79); vs. Texas Southern (3–19–82); vs. Texas Tech (3–5–84)

AMY WRIGHT

Career Assists and Consecutive Games Played

Recruited from Williamsburg, Ind., to become the next great point guard in Arkansas history, Amy Wright did not disappoint. A starter at the point from her first day at Arkansas, she broke the freshman assist record of her immediate predecessor, Christy Smith, and never looked back. Assists became her passion, and Wright rewrote the Arkansas record books in her four seasons, removing both her coach and Hall of Honor member Amber Nicholas Shirey and Smith from almost all the major records. Her 172 assists as a freshman led Arkansas to the WNIT Championship and was the closest anyone had come to Donna Wilson's 1988 season record. Her junior season, Wright crushed Wilson's mark with 198 to take Arkansas to the second round of the NCAA tournament. By the end of her career, the only assist records Wright was breaking were her own, including 205 her senior season. Closing her career with 717, she has almost 200 more assists than the former career leader Nicholas Shirey. Wright had more double–digit assist games than any other player, and became the first player in recorded Razorback history to get the hard double of 10 assists and 10 rebounds (versus Miss. State as a junior). In her four seasons, she never missed a game, playing 131 consecutive to break Sytia Messer's mark of 128. Of all her statistics, the one no other point guard can touch is leading her team to four consecutive post–season berths. After closing her playing career with WNBA draft camp, Wright spent one season with Arkansas in marketing before becoming an assistant coach for the 2003–04 season at South Florida. Wright is currently an assistant coach at Texas A&M.

TEAM GAME RECORDS | SEC REG. SEASON GAMES ONLY

SCORING

POINTS SCORED
Game, High: 102, vs. Alabama (1–11–98)
Game, Low: 32, at No. 2 South Carolina (1–3–16)
Half, High: 56, vs. Auburn (2–9–97)
Half, Low: 11, vs. Tennessee (1–8–12)
11 (1H), vs. #7–8 Tennessee (1–11–15)

OPPONENT POINTS SCORED
Game, High: 111, at #5–3 Mississippi State (1–4–18)
Game, Low: 35, by Mississippi State (1–26–12)
(Previous: 40, by LSU (2–20–11)
Half, High: 69, by Tennessee (1–8–12)
72, by Florida (1–29–12) (20T)
Half, Low: 11, by Missouri (2–17–13)

MARGIN OF VICTORY
Best: +41, Ole Miss (3–3–13)
Worst: –53, at No. 2 South Carolina (1–3–16)

FIELD GOALS

FIELD GOAL ATTEMPTS
Game, High: 79, at Georgia (1–21–98);
at Alabama, (2–10–12 30T)
Game, Low: 41, at Auburn (1–22–95)
Half, High: 45, vs. Florida (2–4–99)
Half, Low: 17, vs. Missouri (2–17–13)

FIELD GOALS
Game, High: 36, vs. Ole Miss (3–3–13)
Game, Low: 10, vs. Vanderbilt (1–28–07)
Half, High: 20, at S. Carolina (1–24–99)
Half, Low: 3, vs. Tennessee (1–8–12)
3 (1H), at Missouri (3–1–15)

BEST FIELD GOAL PERCENTAGE
Game: .604 (32–53), vs. LSU (2–11–99)
Half: .692 (18–26), vs. LSU (2–11–99)
Opp. Game: .725 (29–40), at Vandy (1–23–03)
Opp. Half: .783 (18–23), at Vandy (1–23–03)

WORST FIELD GOAL PERCENTAGE
Game: .217 (10–46), vs. Vanderbilt (1–28–07)
Half: .135 (5–37), at Florida (2–22–04)
Oppt. Game: .238 (15–63), vs. MSU (2–13–93)
Oppt. Half: .100 (3–30), vs. Tennessee (1–8–12)

3-POINTERS

THREE–POINT ATTEMPTS
Game, High: 32, vs. Auburn (1–25–04)
Game, Low: 5, vs. Kentucky (1–23–93)
Half, High: 20 at Auburn (1–14–18)
Half, Low: 1, vs. S. Carolina (1–30–93)

THREE–POINT GOALS
Game, High: 13, vs. Alabama (1–11–98);
vs. Auburn (1–12–06)
Game, Low: 0, vs. Kentucky (1–23–93);
Miss State (2–3–13); at LSU (2/7/19)
Half, High: 9 at Auburn (1–14–18)
Half, Low: 0, 19 times
at LSU (2/7/19)*

THREE–POINT PERCENTAGE
Game, High: .875 (7–8), Vanderbilt (1–23–00)
Game, Low: .000 (0–10), at Miss State (2–3–13)
Half, High: 1.000 (5–5), Vanderbilt (1–23–00)
Half, Low: .000 (0–9), at Florida (2–9–17) (1H)*

FREE THROWS

FREE THROW ATTEMPTS
Game, High: 54, at Florida (2–22–04)
Game, Low: 0, at LSU (2–25–10)
Half, High: 33, vs. Alabama (2–2–94)
Half, Low: 0 at No. 9 South Carolina (1–25–18)*

FREE THROWS
Game, High: 38, at Florida (2–22–04)
Game, Low: 0, at LSU (2–25–10)
Half, High: 22, at Florida (2–22–04)
Half, Low: 0 at No. 9 South Carolina (1–25–18)*

BEST FREE THROW PERCENTAGE
Game: 1.000 (10–10), vs. Florida (1–26–06)
(min. 10 att.)
Half: .933 (14–15), vs. LSU (2–8–94) (min. 15 att.)
1.000 (12–12), vs Tennessee (1–8–12)

WORST FREE THROW PERCENTAGE
Game: .000 (0–0) at LSU (2–25–10);
.143 (1–6), at Vanderbilt (2–9–06)
Half: .000 at No. 9 South Carolina (1–25–18)*

REBOUNDS

MOST REBOUNDS
Game: 58, at Vanderbilt (1–29–09)
Game, Offensive: 29, at Ole Miss (1–12–12)
Game, Defensive: 33 at Alabama (1–15–17)*;
35, at Alabama (0T) (1–24–10);
38, at Alabama (30T) (3–3–13)
Half: 31, at Alabama (2–20–93)

FEWEST REBOUNDS
Game: 19, at Florida (2–5–98)
Offensive: 2, vs. Vanderbilt (1–19–17) (2H)*
2 at Ole Miss (1–1–17)*
Defensive: 4 at Texas A&M (1–12–17) (2H)

MISCELLANEOUS

ASSISTS
Game, High: 29, Ole Miss (3–3–13)
Game, Low: 3, at S. Carolina (1–30–93)*
* –– Disputed 2002 box score at LSU, scored only one assist

STEALS
Game, High: 17, at Florida (2–22–04);
17, at LSU (1–22–12)
Game, Low: 1, vs. LSU (2–28–08);
vs. S. Carolina (1–24–99)

TURNOVERS
Game, High: 34, at Tennessee (2–29–92)
Game, Low: 5 at Missouri (2–12–17)

PERSONAL FOULS

Game, High: 34, at S. Carolina (1–30–93)

BLOCKED SHOTS

Game: 11, vs. USC (2–8–07);
vs. Ole Miss (2–4–07);
vs. Kentucky (1–6–11)

*Most Recent

TEAM GAME TOP TEN (SINCE 1981-82)

MOST POINTS

1.	115	Oral Roberts	2-19-87
2.	114	vs. Tennessee State	11-27-88
3.	113	Oral Roberts	12-12-88
4.	112	University of Detroit	12-1-89
5.	111	at #5-3 Mississippi State	1-4-18
6.	109	at Rice	2-28-89
	109	TCU	2-4-86
8.	108	Baylor	3-6-91 (SWC)
9.	107	Mississippi Valley State	12-10-88
10.	106	Sam Houston State	12-29-09
10.	105	TCU	2-1-95
	105	Boston College	11-23-90
	105	Northwestern	3-16-91
	105	TCU	1-11-83

FIELD GOALS MADE

1.	51	University of Detroit	12-1-89
2.	47	Baylor	3-6-91 (SWC)
3.	46	vs. Tennessee State	11-27-88
4.	45	vs. Southern Utah State	11-30-90
	45	at Rice	2-28-89
	45	Oral Roberts	2-19-87
7.	44	Boston College	11-23-90
	44	at Baylor	1-21-89
	44	TCU	2-4-86
	44	Grambling State	12-16-84

FIELD GOALS ATTEMPTED

1.	95	University of Detroit	12-1-89
2.	88	SE Louisiana	11-13-15
3.	87	at Oklahoma	12-12-89
	87	Mississippi Valley State	12-4-86
	87	Crowder	11-20-85
6.	83	St. Bonaventure (Mont.)	12-29-98
	83	TCU	2-1-95
8.	82	Centenary	11-21-04
	82	Northwestern State	11-6-02
	82	at SW Missouri State	12-8-84
	82	Oral Roberts	11-19-84

FIELD GOAL PCT (20 MADE)

1.	.680	Ole Miss	12-15-90	34-50
2.	.639	vs. Tennessee State	11-27-88	46-72
3.	.637	at Baylor	1-21-89	44-69
	.627	Baylor	3-6-91 (SWC)	
47-75				
5.	.634	at Rice	2-28-89	45-71
6.	.619	UMKC	2-24-88	39-63
7.	.618	La-Monroe	11-17-01	42-68
8.	.617	at Texas-SA	1-8-89	37-60
9.	.615	Miss Valley St	12-10-88	40-65
10.	.614	at SMU	2-28-87	35-57
11.	.600	Ole Miss	03-03-13	36-60
	.600	Murray State	12-5-90	39-65

3-POINT FIELD GOALS MADE

1.	15	UAB	3-24-19
2.	13	Vanderbilt	1-13-19
	13	Nebraska	12-18-18
	13	Auburn	1-12-06
	13	Alabama	1-11-98
3.	12	Vanderbilt	2-28-18
	12	UTA	12-17-17
	12	Ole Miss	03-03-13
	12	at Alabama	1-15-06
	12	Northwestern State	11-23-14
	12	at UMKC	1-25-05
	12	at South Carolina	1-24-99
	12	Auburn	2-8-98
11.	11	Northwestern State	11-9-18
	11	No. 11 Tennessee	2-8-18
	11	Grambling State	12-28-17
	11	at UTEP	11-24-17
	11	Miss State	1-22-06
	11	Florida	1-26-06
	11	SAM HOUSTON STATE	11-08-13
	11	vs IONA	11-26-09
	11	at Oral Roberts	11-19-12
	11	Clemson	12-02-07
	11	Texas Southern	12-03-06
	11	vs Miss. Valley St.	12-05-08
	11	vs Stephen F. Austin	12-20-06
	11	Western Illinois	12-29-08
	11	at Ole Miss	2-26-06
	11	at Vanderbilt	1-21-01

3-POINT FG ATTEMPTED

1.	41	at UTEP	11-24-17
2.	37	Jackson State	12-30-18
	37	Nebraska	12-18-18
4.	36	at Vanderbilt	2-25-18
	36	at Kentucky	2-15-18
6.	35	Pittsburgh	11-24-18
	35	Vanderbilt	1-13-19
8.	33	No. 15 Texas A&M (SEC)	3-1-18
	33	Vanderbilt (SEC)	2-18-18
	33	SHSU	11-10-17
11.	32	at Nebraska	11-16-17
	32	at UMKC	1-25-05
	32	at Tennessee	1-21-19

3-POINT FG PCT (10 MADE)

1.	.750	at Rice	2-28-89	16-20
2.	.714	Lipscomb	11-11-07	10-14
3.	.625	Tulsa	1-5-01	10-16
4.	.588	TN TECH	12-20-13	10-17
5.	.579	SHSU	11-08-13	11-19
	.579	vs IONA	11-26-09	11-19
7.	.526	Southern Utah	11-29-96	10-19
8.	.522	Ole Miss	03-03-13	12-23
9.	.500	UAB	3-24-19	15-30
	.500	South Carolina	3-8-19	11-22
	.500	ALABAMA	02-13-14	10-20
	.500	at Oral Roberts	11-19-12	11-22
	.500	vs SFA	12-20-06	11-22
	.500	at Western Ky.	12-6-05	10-20
	.500	Auburn	2-8-98	12-24
	.500	vs. Harvard	3-15-98	10-20
	.500	Alcorn State	12-31-96	25-34

FREE THROWS MADE

1.	33	at Oral Roberts	1-11-95
2.	32	at Valparaiso	12-28-97
	32	Houston	3-5-87
4.	31	Mississippi Valley State	2-13-02
	31	at Alabama	2-18-99
	31	at TCU	2-9-85
7.	30	at Auburn	1-22-95
	30	New Orleans	3-13-82 (Lubbock)
9.	29	#24 Missouri	01-17-16
	29	Portland State	12-01-06
	29	South Carolina	3-3-95
	29	Grambling State	2-17-81
	29	Southern	11-25-86
	29	at Houston	2-15-86

FREE THROWS ATTEMPTED

1.	43	Mississippi Valley State	2-13-02
	43	Mississippi Valley State	11-24-89
3.	42	vs Oklahoma	12-21-14
	42	Alabama State	11-19-04
	42	Oklahoma	3-14-99
	42	at TCU	2-9-85
7.	41	at Stanford	11-13-98
8.	40	#24 Missouri	01-17-16
	40	Ole Miss	02-28-16
	40	Houston	3-5-87

FREE THROW PCT (10 MADE)

1.	1.000	Missouri	2-28-19	12-12
	1.000	at Wash State	12-1-90	11-11
	1.000	Florida	1-26-06	10-10
4.	.960	at SW Mo State	1-26-96	24-25
5.	.944	Georgia	1-31-19	17-18
6.	.938	TENNESSEE	01-08-12	15-16
	.938	Miss State	2-20-03	15-16
	.938	LSU	2-11-99	15-16
9.	.933	at Kentucky	01-11-09	14-15
10.	.929	at LSU	01-25-07	13-14
	.929	Memphis	11-21-05	13-14

MOST REBOUNDS

1.	74 (18o44d)	MVSU	11-24-89
2.	65	Grambling State	12-29-14
	65 (2o37d)	at Oklahoma	12-12-89
4.	64	Morgan State	12-19-11
	64	Prarie View A&M	12-16-18
5.	61 (19o42d)	Tulsa	12-10-17
	61 (37o24d)	Detroit	12-1-89
7.	59	Lamar	03-17-11
	59	SE Louisiana	11-13-15
	59	Sam Houston State	12-29-09

MOST ASSISTS

1.	38	vs. Tennessee State	11-27-88
2.	34	University of Detroit	12-1-89
3.	31	SMU	1-19-91
4.	30	Baylor	3-6-91 (SWC)
	30	Northwestern	3-16-91
	30	Grambling State	12-16-84
7.	29	Louisiana-Monroe	11-17-01
	29	Ole Miss	03-03-13
	29	MVSU	12-28-13
	29	Stephen F. Austin	3-22-90
	29	at Texas	3 - 1 1 - 8 9
(SWC)			
	29	UMKC	2-24-88

MOST STEALS

1.	29	Western Kentucky	11-28-04
2.	28	Centenary	11-21-04
3.	25	TCU	2-1-95
4.	24	Alabama State	11-19-04
	24	St. Louis	12-18-96
6.	23	Rice	3-3-90
7.	22	Georgia Southern	11-28-97
8.	21	DU	11-14-10
	21	Davidson	11-14-10
	21	Memphis	11-21-05
	21	Tulsa	12-9-02
	21	Louisiana-Monroe	11-17-01
	21	St. Louis	12-10-00
	21	North Texas	12-4-92

MOST BLOCKED SHOTS

1.	13	Tennessee Tech	12-4-18
2.	12	at Northeast Louisiana	12-5-81
3.	11	Kentucky	01-06-11
	11	Mississippi	02-04-07
	11	S. Carolina	02-08-07
	11	SW Missouri State	12-19-87
7.	10	Houston Baptist	12-28-17
	10	Lipscomb	11-11-07
	10	Oral Roberts	11-13-13
	10	La-Monroe	11-13-06
	10	Sam Houston State	12-29-09
	10	Mississippi Valley State	12-28-15
	10	Alabama	1-10-02

TEAM SEASON RECORDS

SCORING

SCORING
Most Points Scored: 2,736 (2018–19)
Fewest Points Scored: 1,100 (1978–79)
Most Points Allowed: 2,584 (2018–19)
Fewest Points Allowed: 1,242 (1978–79)
Highest Scoring Average: 83.0 (2,490, 30g, 1988–89)
Lowest Defensive Average: 52.3 (2011–12)
Highest Winning Margin: 16.4 (1990–91)
Most Players in Double Digits:
7, Northwestern State (11–9–18)
Least Players in Double Digits:
#6–7 S Carolina (2–19–14)*

FIELD GOALS
Most Field Goals: 1,061 (1990–91)
Most Field Goal Attempts: 2,413 (2018–19)
Best Field Goal Pct.: .523 (1,051–2,028, 1990–91)
Worst Field Goal Pct,: .348 (714–1737)
Best (lowest) Defensive FG Pct.:
.361 (673–1,863, 2012–13)
Worst (highest) Defensive FG Pct.:
.479 (816–1705, 1984–85)

FREE THROWS
Most Free Throws: 722 (1981–82)
Most Free Throw Attempts: 1,000 (1981–82)
Best Free Throw Pct.: .770 (565–734), (1994–95)
Worst Free Throw Pct.: .610 (401–657) 2004–05

THREE–POINT GOALS
Most 3–Point Goals: 296 (2018–19)
Most 3–Point Goal Attempts: 922 (2018–19)
Best 3–Point Goal Pct.: .427 (93–218, 1990–91)
Worst 3–Point Goal Pct.: .118 (2–17, 1986–87)
Best Defensive 3–Point Pct.: .239 (70–293, 1992–93)
Worst Defensive 3–Point Pct.: .380 (87–229, 1989–90)

REBOUNDS

REBOUNDS
Most Rebounds: 1,540 (1981–82)
Fewest Rebounds: 675 (1978–79)
Highest Rebound Average: 44.2 (1989–90)
Lowest Rebound Average: 33.7 (1978–79)
Highest Reb. Margin: +7.2 (1989–90; 1985–86)
Lowest Rebound Margin: –7.1 (1979–80)

MISCELLANEOUS

ASSISTS
Most Assists: 694 (1990–91)

STEALS, BLOCKED SHOTS
Most Steals: 388 (2004–05)
Most Blocked Shots: 165 (2006–07)

TURNOVERS
Most Turnovers: 772 (1981–82)
Fewest Turnovers: 360 (2017–18)
Most Opponent Turnovers: 751 (1997–98)
Fewest Opponent Turnovers: 368 (2012–13)

FOULS
Most Personal Fouls: 702 (1981–82)
Most Opponent Fouls: 914 (1981–82)
Most Players Fouled Out: 22 (1980–81)
Most Opponent Players Fouled Out: 47 (1981–82)

GAMES
Most Games Played: 37 (2018–19)
Fewest Games Played: 16 (1976–77)
Best Winning Percentage: .875 (28–4, 1990–91)
Worst Winning Percentage: .350 (7–13, 1978–79)
Most Games Won: 28 (1990–91)
Fewest Games Won: 7 (1978–79)
Most Games Lost: 18 (2009–10, 2017–18)
Fewest Games Lost: 4 (1990–91)
Most 100–Point Games: 5 (1990–91)
Most Regular–Season Wins: 24 (1990–91)
Fewest Regular–Season Losses: 3 (1990–91)
Longest Season: 138 days (2012–13)
Earliest Opener: Nov. 8, 2013 (vs. SHSU)
Latest Game: Mar. 27, 1998 (vs. Tennessee, NCAA)
March 28, 2019 (vs. TCU, WNIT)

STREAKS
Best Start: 15–0 (2007–08)
(Previous: 8–0, 1999–2000)
Best Starts to Second Loss: 15–1 (2007–08)
(Previous: 15–1, (06–07) 13–1 (95–96); 12–1 (96–97)
Best Start, SEC Games: 3–0 (2005–06); 5–1 (2005–06)
Worst Start: 0–6 (2009–10)
Consecutive Games Won: 15 (Open 2007–08)
(Prev.: 13, Close of 98–99; open 99–'00)
Consecutive Losses: 11 (2016–17–to end season)
Consecutive Home Games Won: 23 (1989–1991)
Consecutive Home Games Lost: 7 (2017–18)
Consecutive Road Games Won: 12 (1989–90)
Consecutive Road Games Lost: 9 (1980–81)
Consecutive Neutral Games Won: 5 (2007–08)
(Previous: 4, 1997–98)
Consecutive SEC Games Won: 8 (2011–12)
Consecutive SEC Games Lost: 10
Best Road Winning Pct.: .923 (12–1, 1989–90)
Best Home Winning Percentage: 1.000
(14–0, 90–91; 9–0, 82–83; 12–0, 81–82; 6–0, 76–77)
Wins, Season - 28 (28–4, 1990–91)
Winning Pct., Season – .875 (28–4, 1990–91)
Cons. Winning Seasons - 12 ('93–94 thru '04–05)
Home Wins, Season - 15 (15–5,1998–99)
Road Wins, Season - 12 (1989–90)
Conference Wins, SWC - 15 (15–1,1989–90; 15–1, 1990–91)
Conference Wins
SWC - 18 (15–1 reg season, 3–0*, 1990–91)
*Includes SWC Tournament
SEC - 10 (10–6, 2011–12)
Conference Wins
SEC - 11 (10–6 reg season, 1–1*, 2011–12)
*Includes SEC Tournament
Biggest improvement, all–time - 15 wins
(11–18 in 1978–79 to 26–10 in 1979–80)

TEAM GAME RECORDS
Points (H) - 115 (115–66 W vs. ORU, 2–19–87)
Points (A) - 98 (86–61 W at Baylor, 2–10–90)
Points (N) - 114
(114–42 W vs. Tennessee State, 11–26–88)
Points (Opponent) - 114
(87–114 L at Stanford, 3–24–90)
Points (Both Teams) - 201
(87–114 L at Stanford, 3–24–90)
Largest margin of victory - 79
(108–29 W vs. Bartlesville Wesleyan, 2–18–77)
Largest margin of defeat - 54
(28–82 L at Louisiana Tech, 11–30–78)
Largest margin of victory (SEC) – 41
(93–52 W vs. Ole Miss 3–3–13)
Largest margin of defeat (SEC opp) – 53
(32–85 L at South Carolina, 1–13–16)

*Most Recent

DELMONICA DEHORNEY

Career Blocked Shots, Field Goal Percentage & Free Throw Attempts

While her mark in the career record book is for blocked shots, Delmonica DeHorney was the greatest inside player in Razorback history. She was second only to Bettye Fiscus in points untile 2004, and she was the first, and to date the only, Razorback to earn Kodak All–America honors. DeHorney also is the most accurate shooter in school history for a season or career. In fact, she set the season shooting record in three of her four years. A back–to–back SWC Player of the Year, she led the SWC in scoring and Arkansas to consecutive league titles. The SWC Newcomer as a freshman, she was the only player in SWC history to earn three league awards. She shattered the previous blocked shot records, and became the career leader after her junior year. In one season, 1989–90, DeHorney had more blocks (83) than all but two players in school history had for their careers. DeHorney went on to play professionally in Japan after completing her four–year career at Arkansas.

Of her 235 career blocks, the three most important in DeHorney's career came in the first half of the Feb. 23, 1990, game at Texas. All three came against UT's star forward Susan Anderson, shutting down the Lady Longhorns' inside game and allowing Arkansas to take a 38–31 halftime lead. UA went on to break UT's 183–game SWC winning streak.

TEAM SEC SEASON RECORDS

(Before 1998, the SEC regular season was less than 14 games. Absolute marks from 11 and 12 game years and 14 game years where a pre–1998 season holds the mark are noted in brackets.)

SCORING

Points Scored: 1,117 (2019)
Low: 815 (2008) [668, 1993]
Most Points Allowed: 1,283 (2018)
Low: 899 (2012) [790, 1995]
16g Schedule: 896 (2015)
Highest Scoring Average: 73.7 (1998)
Lowest Scoring Average: 54.9 (2015)
Best Defensive Average: 56.0 (2015)
Worst Defensive Average: 80.2 (2018)
Best Scoring Margin: +3.9 (2012)
Worst Scoring Margin: –16.0 (2018)

FIELD GOALS

Field Goals: 397 (2019)
Low: 312 (2015) [237, 1993]
Field Goal Attempts: 1042 (2018)
Low: 782 (2000) [603, 1995]
Best Field Goal Pct.: .426 (2000) [.456, 1995]
Worst Field Goal Percentage: .354 (2014) (2015)
Best Def. FG Pct.: .377 (2017) [.402, 1993]
Worst Defensive FG Pct.: .466 (2006)

FREE THROWS

Free Throws: 207 (2014) [14g, 201, 1999]
Low: 98 (2006)
Free Throw Attempts: 301 (2004)
Low: 151 (2006)
Free Throw Pct.: .779 (1995)/.778 (2019)
[14g, .722, 2003]
Low: .617 (2005)

THREE-POINT GOALS

Three–Pointers: 123 (2019)
Low: 49 (2003) [24, 1993]
Three–Point Attempts: 404 (209)
Low: 166 (2003) [95, 1993]
Three–Point Pct.: .395 (2000)
Low: .260 (2005) [.253, 1993]
Best Def. 3–Pt. Pct.: .275 (2015)
[.243, 1993]
Worst Defensive 3–Pt. Pct.: .379 (2008)

REBOUNDS

Rebounds: 620 (2013)
Low: 455 (2008) [376, 1995]
Reb. Ave.: 40.4 (1993) [14g, 36.9, 1999]
Low: 32.6 (2000)
Best Reb. Mar.: –0.2 [14g, –2.8, 1999]
Worst Rebound Margin: –10.3 (2005)

ASSISTS, STEALS, BLOCKS

Assists: 226 (2013)
Low: 161 (2008) [109, 1993]
Steals: 153 (2012)
Low: 84 (1999) [77, 1996]
Blocked Shots: 71 (2007)
Low: 27 (2001) [18, 1996]

TURNOVERS

Turnovers: 278 (1999)
Low: 199 (2018)
Opponent Turnovers: 308 (2012)
Low: 197 (2008) [175, 1996]

FOULS

Personal Fouls: 310 (2016)
Low: 197 (2008) [193, 1995]
Opponent Fouls: 310 (1998)
Low: 177 (2008)
Players Fouled Out: 12 (1993) [14g, 8, 1999]
Low: 0 (1998)
Opponent Players Fouled Out: 13 (1998)
Low: 1 (2008)

GAMES & STREAKS

Best Winning Pct.: .625 (10–6), 2012
.500 (7–7) 1998, 2002, 2003
[Less than 14 game season: .636 (7–4) 1995]
Worst Winning Pct.: .125 (2–14) 2017
Most Games Won: 8 (2012)
7 (1995, 1998, 2002, 2003, 2016)
Fewest Games Won: 2 (2008, 2017)
Most Games Lost: 14 (2017) (16g schedule)
12 (2008, 2010) (14g schedule)
Fewest Games Lost: 4 (1995)
[14 game season: 7, 1998, 2002, 2003]
[16 game season: 6, 2012)
Best Start: 3–0 (2003, 2005)
Best Starts to Second Loss: 5–1 (2005)
Worst Start: 0–6 (2010)
Most Consecutive Games Won: 8 (2012)
Most Consecutive Games Lost: 11 (2007 [9]; 2008 [2])



SHELLY WALLACE

Career Rebounds

Shelly Wallace's career parallels Arkansas' rise to national prominence, leading the Razorbacks to their first NCAA playoff berth and the 1987 Women's NIT title. Wallace made her biggest record impact with rebounding. She is the only Arkansas women's basketball player to go over the 1,000 mark in rebounds and one of only two in Southwest Conference history. However, she was Arkansas' greatest double threat. Wallace was the first –– and only –– player to average in double figures in points and rebounds for a season (16.5 ppg, 11.8 rpg in 1987–88). She also is one of only two players to score over 40 points, setting the school record with 44, and has the most 30–plus games (seven) of any player. She was also an honorable mention Kodak All–American as a senior.

TEAM SEASON TOP TEN (SINCE 1981-82)

POINTS

1.	2736 (37 games)	2018–19
2.	2644 (32 games)	1990–91
3.	2558 (36 games)	1981–82
4.	2516 (34 games)	1998–99
5.	2490 (30 games)	1988–89
6.	2478 (33 games)	1997–98
7.	2462 (34 games)	1995–96
8.	2413 (30 games)	1989–90
9.	2382 (33 games)	2000–01
10.	2358 (32 games)	1999–00

SCORING AVERAGE

1.	83.0 (30 games)	1988–89
2.	82.6 (32 games)	1990–91
3.	80.4 (30 games)	1989–90
4.	76.8 (28 games)	1984–85
5.	76.0 (28 games)	1996–97
6.	75.8 (32 games)	1986–87
7.	75.1 (33 games)	1997–98
8.	74.8 (30 games)	1994–95
9.	74.0 (34 games)	1998–99
10.	74.0 (30 games)	1985–86

FIELD GOALS MADE

1.	1061 (32 games)	1990–91
2.	991 (30 games)	1988–89
3.	961 (37 games)	2018–19
4.	960 (30 games)	1989–90
5.	918 (36 games)	1981–82
6.	902 (34 games)	1998–99
7.	882 (30 games)	1985–86
8.	877 (34 games)	1995–96
9.	869 (33 games)	2000–01
10.	854 (33 games)	1997–98

FIELD GOALS ATTEMPTED

1.	2413 (37 games)	2018–19
1.	2092 (34 games)	1998–99
2.	2077 (31 games)	2017–18
3.	2049 (36 games)	1981–82
4.	2039 (34 games)	2010–11
5.	2037 (32 games)	2001–02
6.	2028 (32 games)	1990–91
7.	2015 (33 games)	1997–98
8.	2013 (33 games)	2000–01
9.	2030 (31 games)	2006–07
10.	2009 (33 games)	2002–03

FIELD GOAL PERCENTAGE

1.	.523 (1061–2028)	1990–91
2.	.504 (991–1967)	1988–89
3.	.484 (882–1823)	1985–86
4.	.483 (465–962)	1986–87
5.	.481 (96–1996)	1989–90
6.	.476 (784–1648)	1987–88
7.	.474 (775–1635)	1983–84
8.	.474 (773–1631)	1982–83
9.	.455 (815–1793)	1984–85
10	.454 (851–1876)	1999–00

3–POINT FIELD GOALS MADE*

1.	296 (37 games)	2018–19
1.	237 (31 games)	2017–18
2.	202 (33 games)	2000–01
3.	200 (28 games)	2005–06
4.	200 (32 games)	2008–09
5.	198 (34 games)	1998–99
6.	191 (33 games)	1997–98
7.	177 (30 games)	2013–14
	177 (30 games)	2016–17
9.	169 (34 games)	2010–11
10.	167 (31 games)	2009–10
	167 (33 games)	2011–12

3–POINT FG ATTEMPTED

1.	922 (37 games)	2018–19
2.	826 (31 games)	2017–18
3.	658 (32 games)	2008–09
4.	593 (33 games)	2000–01
5.	590 (28 games)	2005–06
6.	580 (33 games)	2011–12
7.	576 (34 games)	1998–99
8.	570 (33 games)	1997–98
9.	554 (28 games)	2003–04
10.	549 (33 games)	2012–13

3–POINT FG PERCENTAGE

1.	.427 (93–218)	1990–01
2.	.382 (166–435)	1999–00
3.	.367 (65–177)	1988–89
4.	.362 (154–426)	1995–96
5.	.351 (39–111)	1989–90
6.	.348 (177–508)	2013–14
7.	.346 (74–214)	1991–92
8.	.344 (198–576)	1998–99
9.	.342 (27–79)	1987–88
10.	.341 (202–593)	2000–01

FREE THROWS MADE

1.	722 (36 games)	1981–82
2.	579 (33 games)	1997–98
3.	565 (30 games)	1994–95
4.	554 (34 games)	1995–96
5.	522 (28 games)	1984–85
6.	518 (37 games)	2018–19
6.	514 (34 games)	1998–99
7.	493 (29 games)	1993–94
8.	490 (32 games)	1999–00
9.	465 (29 games)	1982–83
10.	464 (32 games)	2001–02

FREE THROWS ATTEMPTED

1.	1000 (36 games)	1981–82
2.	794 (33 games)	1997–98
3.	781 (34 games)	1995–96
4.	769 (28 games)	1984–85
5.	742 (34 games)	1998–99
6.	734 (30 games)	1994–95
7.	717 (29 games)	1993–94
8.	715 (32 games)	2001–02
9.	710 (37 games)	2018–19
10.	699 (32 games)	1999–00

FREE THROW PERCENTAGE

1.	.770 (565–734)	1994–95
2.	.730 (518–710)	2018–19
3.	.729 (579–794)	1997–98
4.	.722 (722–1000)	1981–82
5.	.710 (435–613)	1996–97
6.	.709 (554–781)	1995–96
7.	.706 (429–608)	1990–91
8.	.701 (433–618)	2006–07
9.	.701 (490–699)	1999–00
10.	.698 (331–474)	2007–08

REBOUNDS

1.	1540 (36 games)	1981–82
2.	1354 (421o–933d)	2018–19
3.	1333 (454o–879d)	2010–11
4.	1326 (442o–738d)	1989–90
5.	1294 (472o–822d)	2012–13
6.	1283 (438o–845d)	2014–15
7.	1277 (510o–767d)	2011–12
8.	1259 (430o–698d)	1998–99
9.	1256 (465o–791d)	2006–07
10.	1237 (473o–764d)	2008–09

REBOUNDING AVERAGE

1.	44.2 (30 games)	1989–90
2.	42.8 (36 games)	1981–82
3.	41.4 (27 games)	1992–93
4.	41.2 (32 games)	1986–87
5.	40.8 (30 games)	1988–89
6.	40.5 (31 games)	2006–07
7.	40.5 (30 games)	1985–86
8.	40.1 (32 games)	2014–15
9.	39.4 (30 games)	2015–16
10.	39.2 (33 games)	2012–13

DEFENSIVE REBOUNDS*

1.	933 (421o–933d)	2018–19
2.	879 (454o–879d)	2010–11
3.	845 (438o–845d)	2014–15
4.	823 (399o–823d)	2002–03
5.	822 (472o–822d)	2012–13
6.	791 (465o–791d)	2006–07
7.	780 (393o–780d)	2017–18
8.	779 (329o–779d)	1988–89
9.	777 (403o–777d)	2009–10
10.	767 (510o–767d)	2011–12

DEFENSE REBOUND AVG*

1.	26.4 (32 games)	2014–15
2.	26.0 (30 games)	1988–89
3.	25.9 (34 games)	2010–11
4.	25.5 (31 games)	2006–07
5.	25.2 (31 games)	2017–18
	25.2 (37 games)	2018–19
7.	25.1 (30 games)	2015–16
	25.1 (31 games)	2009–10
9.	24.9 (33 games)	2002–03
10.	24.9 (33 games)	2012–13

OFFENSIVE REBOUNDS*

1.	667 (667o–1186d)	2000–01
2.	510 (510o–767d)	2011–12
3.	473 (473o–764d)	2008–09
4.	472 (472o–822d)	2012–13
5.	465 (465o–791d)	2006–07
6.	454 (454o–879d)	2010–11
7.	442 (442o–738d)	1989–90
8.	438 (438o–845d)	2014–15
9.	431 (431o–752d)	2015–16
10.	430 (430o–698d)	1998–99

OFFENSE REBOUND AVG

1.	20.2 (33 games)	2000–01
2.	15.5 (33 games)	2011–12
3.	15.0 (31 games)	2006–07
4.	14.8 (32 games)	2008–09
5.	14.8 (28 games)	2005–06
6.	14.7 (30 games)	1989–90
7.	14.4 (30 games)	2015–16
8.	14.3 (33 games)	2012–13
9.	13.7 (32 games)	2014–15
10.	13.5 (30 games)	2016–17

ASSISTS

1.	694 (32 games)	1990–91
2.	633 (30 games)	1988–89
3.	602 (30 games)	1989–90
4.	518 (34 games)	1998–99
5.	496 33 games)	2012–13
6.	481 (28 games)	1987–88
7.	474 (32 games)	1999–00
8.	468 (28 games)	2003–04
9.	466 (33 games)	2000–01
10.	465 (31 games)	2004–05

ASSISTS AVERAGE

1.	21.7 (32 games)	1990–91
2.	21.1 (30 games)	1988–89
3.	20.1 (30 games)	1989–90
4.	17.2 (28 games)	1987–88
5.	16.1 (28 games)	2005–06
6.	15.6 (28 games)	2003–04
7.	15.3 (28 games)	1996–97
8.	15.2 (34 games)	1998–99
9.	15.1 (30 games)	2013–14
10.	15.0 (33 games)	2012–13

BLOCKED SHOTS

1.	165 (31 games)	2006–07
2.	146 (37 games)	2018–19
3.	139 (30 games)	2013–14
4.	137 (31 games)	2009–10
5.	136 (32 games)	2001–02
6.	131 (33 games)	2012–13
7.	131 (30 games)	1989–90
8.	130 (30 games)	2007–08
9.	130 (32 games)	2008–09
10.	129 (34 games)	2010–11

* (1985–86 to present)

TEAM SEASON TOP TEN

BLOCKED SHOTS AVERAGE

1.	5.3 (31 games)	2006–07
2.	4.6 (30 games)	2013–14
3.	4.5 (28 games)	2003–04
4.	4.4 (31 games)	2009–10
5.	4.4 (30 games)	1989–90
6.	4.3 (30 games)	2007–08
7.	4.3 (32 games)	2001–02
8.	4.2 (28 games)	2003–04
9.	4.1 (32 games)	2008–09
10.	4.0 (33 games)	2012–13

STEALS

1.	388 (31 games)	2004–05
2.	368 (36 games)	1981–82
3.	357 (32 games)	1990–91
4.	339 (32 games)	2001–02
5.	332 (29 games)	1980–81
6.	328 (33 games)	2002–03
7.	317 (33 games)	2011–12
8.	316 (29 games)	1993–94
9.	315 (37 games)	2018–19
10.	312 (33 games)	2012–13

STEALS AVERAGE

1.	12.5 (31 games)	2004–05
2.	11.4 (29 games)	1980–81
3.	11.2 (32 games)	1990–91
4.	11.1 (28 games)	1996–97
5.	10.9 (29 games)	1993–94
6.	10.6 (32 games)	2001–02
7.	10.5 (28 games)	1984–85
8.	10.2 (36 games)	1981–82
9.	10.1 (30 games)	1994–95
10.	10.1 (27 games)	1992–93

SCORING DEFENSE

1.	52.3 (33 games)	2011–12
2.	54.1 (30 games)	2013–14
3.	55.9 (32 games)	2014–15
4.	56.9 (33 games)	2012–13
5.	59.3 (34 games)	2010–11
6.	60.4 (30 games)	2016–17
7.	60.8 (33 games)	2002–03
8.	62.5 (30 games)	2007–08
9.	62.8 (36 games)	1981–82
10.	62.8 (29 games)	1983–84

SCORING MARGIN

1.	16.4 (82.6–66.2)	1990–91
2.	14.1 (80.4–66.4)	1989–90
3.	12.8 (75.8–63.0)	1986–87
4.	12.5 (66.6–54.1)	2013–14
5.	10.2 (74.0–63.8)	1985–86
6.	10.0 (76–8–66.8)	1984–85
7.	9.8 (62.1–52.3)	2011–12
8.	9.4 (66.3–56.9)	2012–13
9.	9.0 (76.0–67.0)	1996–97
10.	8.3 (71.1–62.8)	1981–82

FIELD GOAL PCT DEFENSE

1.	.361 (673–1863)	2012–13
2.	.367 (628–1711)	2011–12
3.	.368 (648–1763)	2014–15
4.	.368 (740–2010)	2010–11
5.	.380 (584–1538)	2013–14
6.	.382 (662–1735)	2016–17
7.	.387 (912–2354)	1981–82
8.	.390 (684–1754)	2015–16
9.	.390 (696–1783)	2007–08
10.	.392 (726–1854)	2008–09

3–POINT FG PCT DEFENSE*

1.	.239 (70–293)	1992–93
2.	.260 (126–485)	2011–12
3.	.277 (134–484)	2012–13
4.	.281 (115–409)	1995–96
5.	.284 (120–422)	2003–04
6.	.291 (129–444)	2014–15
7.	.292 (71–243)	1991–92
8.	.294 (198–673)	2018–19
9.	.298 (148–497)	2015–16
10.	.299 (106–355)	1996–97

REBOUNDING DEFENSE

1.	32.2 (32 games)	1990–91
2.	33.4 (30 games)	1985–86
3.	33.7 (32 games)	1986–87
4.	34.2 (29 games)	1983–84
5.	34.6 (33 games)	2000–01
6.	35.1 (30 games)	2013–14
7.	35.5 (33 games)	2011–12
8.	35.7 (28 games)	1984–85
9.	35.9 (32 games)	2014–15
10.	36.2 (30 games)	2016–17

REBOUNDING MARGIN

1.	7.5 (41.2–33.7)	1986–87
2.	7.2 (44.2–37.0)	1989–90
3.	7.1 (40.5–33.4)	1985–86
4.	5.4 (37.6–35.2)	1990–91
5.	4.8 (42.8–38.0)	1981–82
6.	4.2 (40.1–35.9)	2014–15
7.	3.4 (39.1–35.7)	1984–85
8.	3.2 (38.7–35.5)	2011–12
9.	2.1 (38.3–36.2)	2016–17
10.	1.8 (39.2–37.4)	2012–13

GAMES PLAYED

1.	37	2018–19
2.	36	1981–82
3.	34	2010–11
4.	34	1998–99
5.	34	1995–96
6.	33	2000–01
7.	33	2002–03
8.	33	2011–12
9.	33	2012–13
10.	32	2014–15

MINUTES (SINCE 2001–02)

1.	7425	2018–19
2.	6850	2010–11
3.	6725	2012–13
4.	6700	2011–12
5.	6600	2002–03
6.	6450	2008–09
7.	6425	2014–15
8.	6400	2001–02
9.	6275	2006–07
10.	6275	2009–10

MINUTES AVERAGE (SINCE 2001–02)

1.	203.8 (33 games)	2012–13
2.	203.0 (33 games)	2011–12
3.	202.4 (31 games)	2009–10
4	202.4 (31 games)	2006–07
5.	201.7 (30 games)	2015–16
6.	201.6 (32 games)	2008–09
7.	201.5 (34 games)	2010–11
8.	200.8 (32 games)	2014–15
	200.8 (37 games)	2018–19
9.	200.0 (31 games)	2017018
	200.0 (31 games)	2004–05
	200.0 (30 games)	2016–17
	200.0 (33 games)	2002–03
	200.0 (30 games)	2013–14
	200.0 (30 games)	2007–08
	200.0 (32 games)	2001–02

*–1985–86 to present

TEAM QUARTER SUMMARY (SINCE 2015-16)

POINTS

1P Highs	29	at Alabama	1-15-17
1P Lows	3	at UTEP	11-24-17*
2P Highs	31	Houston Baptist	12-18-16
2P Lows	5	at LSU	2-7-19
3P Highs	34	Houston Baptist	12-18-16*
3P Lows	7	Florida	1-18-18*
4P Highs	32	Tulsa	11-23-15
4P Lows	5	vs. No.7 Oregon State	11-28-15
OT Highs	7	vs. RV Florida	1-28-16
OT Lows	4	at Auburn	1-24-16
HT Highs	51	SE Louisiana State	11-13-15
HT Lows	10	at LSU	2-7-19

FIELD GOALS MADE

1P Highs	12	at Alabama	1-15-17
1P Lows	0	at UTEP	11-24-17*
2P Highs	13	Houston Baptist	12-18-16
2P Lows	2	at LSU	2-7-19*
3P Highs	19	at No. 23 Tennessee	2-4-16
3P Lows	2	No.4 S. Carolina	2-5-17*
4P Highs	13	Tulsa	11-23-15
4P Lows	1	vs. No.7 Oregon State	11-28-15
OT Highs	3	vs. RV Florida	1-28-16
OT Lows	1	at Auburn	1-24-16

FIELD GOALS ATTEMPTED

1P Highs	25	New Orleans	12-30-15
1P Lows	9	at Arizona State	12-21-17
2P Highs	24	Grambling State	12-28-17
2P Lows	10	Butler	12-7-16*
3P Highs	22	Vanderbilt (SEC)	2-28-18
3P Lows	9	Ole Miss	2-28-16
4P Highs	26	Tulsa	11-23-15
4P Lows	6	LSU	1-8-17
OT Highs	8	vs. RV Florida	1-28-16
OT Lows	4	at Auburn	1-24-16

THREE-POINT FG MADE

1P Highs	5	at Kentucky	2-15-18
1P Lows	0	at LSU	2-7-19*
2P Highs	5	Vanderbilt	1-13-19
2P Lows	0	Houston	3-21-19*
3P Highs	5	South Carolina	3-8-19
3P Lows	0	Houston	3-21-19*
4P Highs	6	UTA	12-17-17*
4P Lows	0	Vanderbilt	1-13-19*
OT Highs	0	vs. RV Florida	1-28-16
	0	at Auburn	1-24-16
OT Lows	0	vs. RV Florida	1-28-16
	0	at Auburn	1-24-16

THREE-POINT FIELD GOALS AT-TEMPTED

1P Highs	12	at Auburn	1-14-18
1P Lows	1	at LSU	2-7-19*
2P Highs	10	at UTEP	11-24-17*
2P Lows	0	at LSU	1-29-17*
3P Highs	10	Vanderbilt (SEC)	2-18-18*
3P Lows	0	vs. Oral Roberts	12-10-15
4P Highs	13	at UTEP	11-24-17*
4P Lows	0	at No. 23 Tennessee	2-4-16
OT Highs	1	vs. RV Florida	1-28-16
	1	at Auburn	1-24-16
OT Lows	1	vs. RV Florida	1-28-16
	1	at Auburn	1-24-16

FREE THROWS MADE

1P Highs	9	SE Louisiana	11-13-15
1P Lows	0	Mississippi State	3-10-19*
2P Highs	10	No. 24 Missouri	1-17-16
2P Lows	0	at Missouri	1-10-19*
3P Highs	11	at Iowa State	12-2-18
3P Lows	0	Texas A&M	3-9-19*
4P Highs	14	No. 24 Missouri	1-17-16
4P Lows	0	Tennessee Tech	12-04-18*
OT Highs	2	at Auburn	1-24-16
OT Lows	1	vs. RV Florida	1-28-16

FREE THROWS ATTEMPTED

1P Highs	11	SE Louisiana	11-13-15
1P Lows	0	at UT-Arlington	11-14-18*
2P Highs	13	No. 24 Missouri	1-17-16
2P Lows	0	No. 15 Texas A&M (SEC)	3-1-18*
3P Highs	14	ULM	11-13-16*
3P Lows	0	LSU	2-8-18*
4P Highs	20	No. 24 Missouri	1-17-16
4P Lows	0	Tennessee Tech	12-04-18*
OT Highs	2	vs. RV Florida	1-28-16
	2	at Auburn	1-24-16
OT Lows	2	vs. RV Florida	1-28-16
	2	at Auburn	1-24-16

OFFENSIVE REBOUNDS

1P Highs	11	New Orleans	12-30-15
1P Lows	0	at Arizona State	12-21-17*
2P Highs	11	Grambling State	12-28-17
2P Lows	0	at Rutgers	12-6-15
3P Highs	7	at UT-Arlington	11-14-18
3P Lows	0	at Alabama	2-4-18
4P Highs	14	No. 13 Missouri	2-12-18*
4P Lows	1	Northwestern State	11-9-18*
OT Highs	2	vs. RV Florida	1-28-16
OT Lows	1	at Auburn	1-24-16

DEFENSIVE REBOUNDS

1P Highs	11	Alabama	1-7-18*
1P Lows	0	No. 7 Miss State	1-3-19*
2P Highs	11	Florida	1-18-18*
2P Lows	1	at No.2/2 So Carolina	1-3-16
3P Highs	13	Tulsa	12-10-17
3P Lows	1	No. 15 Texas A&M (SEC)	3-1-18
4P Highs	12	Houston Baptist	12-18-16*
4P Lows	2	Georgia	1-31-19
	2	at No.7/6 Miss. State	1-10-16
OT Highs	3	vs. RV Florida	1-28-16
OT Lows	0	at Auburn	1-24-16

TOTAL REBOUNDS

1P Highs	20	New Orleans	12-30-15
1P Lows	5	at Missouri	2-12-17*
2P Highs	17	Vanderbilt	1-13-19
2P Lows	2	at No.2/2 South Carolina	1-3-16
3P Highs	18	Tulsa	12-10-17*
3P Lows	4	vs. Vanderbilt	1-19-17*
4P Highs	20	SE Louisiana	11-13-15
4P Lows	3	at #5/3 Mississippi State	1-4-18*
OT Highs	5	vs. RV Florida	1-28-16
OT Lows	1	at Auburn	1-24-16

FOULS

1P Highs	7	at Vanderbilt	2-23-17
1P Lows	0	No. 15 Texas A&M (SEC)	3-1-18
2P Highs	8	at No.7/6 Miss. State	1-10-16
2P Lows	0	No. 15 Texas A&M (SEC)	3-1-18*
3P Highs	10	Kentucky	1-29-18
3P Lows	1	No. 11 Tennessee	2-8-18*
4P Highs	14	Alabama	1-7-18
4P Lows	1	Samford	11-12-17*
OT Highs	4	at Auburn	1-24-16
OT Lows	2	vs. RV Florida	1-28-16

ASSISTS

1P Highs	8	Navy	11-26-16*
1P Lows	0	at Georgia	1-11-18*
2P Highs	9	Houston Baptist	12-18-16
2P Lows	0	No. 15 Texas A&M (SEC)	3-1-18*
3P Highs	10	Houston Baptist	12-18-16
3P Lows	0	Vanderbilt (SEC)	2-28-18*
4P Highs			
4P Lows	0	Houston	3-21-19
OT Highs	2	vs. RV Florida	1-28-16
OT Lows	1	at Auburn	1-24-16

TURNOVERS

1P Highs	12	at Arizona State	12-21-17
1P Lows	0	No. 15 Texas A&M (SEC)	3-1-18*
2P Highs	9	at Alabama	1-15-17
2P Lows	0	No. 17 Texas A&M	2-22-18*
3P Highs	8	at Auburn	1-24-16*
3P Lows	0	at Alabama	2-4-18*
4P Highs	13	LSU	1-8-17
4P Lows	0	No. 22 Arizona State	11-18-18*
OT Highs	6	at Auburn	1-24-16
OT Lows	1	vs. RV Florida	1-28-16

BLOCKS

1P Highs	5	Miss. Valley State	12-28-15
1P Lows	0	No. 22 Arizona State	11-18-18*
2P Highs	4	Tulsa	12-10-17*
2P Lows	0	No. 22 Arizona State	11-18-18*
3P Highs	6	Houston Baptist	12-18-16
3P Lows	0	Houston	3-21-19*
4P Highs	4	ORU	12-21-16
4P Lows	0	UAB	3-24-19*
OT Highs	1	vs. RV Florida	1-28-16
OT Lows	0	at Auburn	1-24-16

STEALS

1P Highs	5	ACU	11-29-17*
1P Lows	0	No. 17 Texas A&M	2-22-18*
2P Highs	8	at Florida	2-9-17
2P Lows	0	TCU	3-28-19*
3P Highs	7	South Dakota	11-17-16
3P Lows	0	at Kentucky	2-15-18*
4P Highs	7	at UTEP	11-24-17
4P Lows	0	Houston	3-21-19*
OT Highs	0	vs. RV Florida	1-28-16
	0	at Auburn	1-24-16
OT Lows	0	vs. RV Florida	1-28-16
	0	at Auburn	1-24-16

*Most Recent

CLASS RECORDS

GAME

MOST POINTS
Freshman: 37, Bettye Fiscus (vs. Ak.–Anch., 2/27/81)
Sophomore: 41, Chelsea Dungee (vs. Auburn, 2/10/19)
Junior: 39, Delmonica DeHorney (vs. Stanford, 3/24/90)
Senior: 44, Shelly Wallace (vs. Oral Roberts, 12/12/89)

MOST REBOUNDS
Freshman: 18, Bettye Fiscus (vs. Kansas State, 1/2/82)
Sophomore: 19, Lita Stricklin (vs. NE Okla., 1/20/79)
Junior: 22, Shelly Wallace (vs. SMU, 2/13/88)
Senior: 20, Monica Brown (vs. SMU, 1/21/86)
20, Melissa Wolff (vs. New Orleans, 12/30/15)

MOST ASSISTS
Freshman: 12, Amy Wright (vs. LSU, 2/11/99); C'eira Ricketts (at AU, 1/18/09)
Sophomore: 14, India Lewis (vs. Howard, 2/15/01)
Junior: 18, Donna Wilson (vs. Houston, 3/2/88)
Senior: 11, Amy Wright (vs. Kansas St., 3/17/02); Tracy Webb (vs. BU, 2/21/87)

MOST STEALS
Freshman: 7, India Lewis (at Princeton, 11/27/99);
7, Kelsey Brooks (Florida, 2/6/14)
Sophomore: 12, Amanda Holley (vs. TCU, 1/11/83)
Junior: 8, Sheree Thompson (vs. Idaho St., 11/26/04)
8, Angela Davis (vs. Alabama St., 11/29/91)
Senior: 10, India Lewis (vs. Tulsa, 12/9/02)

MOST BLOCKED SHOTS
Freshman: 7, Delmonica DeHorney (vs. TCU, 1/9/88)
Sophomore: 6, Sarah Watkins (vs. Kentucky, 1/6/11)
Junior: 9, Robyn Irwin (vs. SW Missouri, 12/19/88)
Senior: 6, Joy Oakley (vs. Tulsa, 12/5/01);
Delmonica DeHorney (vs. Houston, 3/7/91);

SEASON

MOST POINTS
Freshman: 655, Bettye Fiscus, 1981–82
Sophomore: 759, Chelsea Dungee, 2018–19
Junior: 581, Delmonica DeHorney, 1989–90
Senior: 692, Shelly Wallace, 1988–89

SCORING AVERAGE
Freshman: 18.7, Bettye Fiscus, 1981–82
Sophomore: 20.5, Chelsea Dungee, 2018–19
Junior: 20.0, Delmonica DeHorney, 1989–90
Senior: 23.1, Shelly Wallace, 1988–89

FIELD GOALS MADE
Freshman: 236, Bettye Fiscus, 1981–82
Sophomore: 232, Chelsea Dungee, 2018–19
Junior: 219, Delmonica DeHorney, 1989–90
Senior: 227, Delmonica DeHorney, 1990–91

MOST REBOUNDS
Freshman: 282, Bettye Fiscus, 1981–82
Sophomore: 217, Blair Savage, 1990–91
Junior: 329, Shelly Wallace, 1987–88
Senior: 381, Shelly Wallace, 1988–89

THREE–POINT GOALS
Freshman: 66, India Lewis, 1999–00
Sophomore: 104, Wendi Willits, 1998–99
Junior: 89, India Lewis, 2001–02 & Kimberly Wilson, 1995–96
Senior: 87, Wendi Willits, 2000–01

REBOUND AVERAGE
Freshman: 8.1, Bettye Fiscus, 1981–82
Sophomore: 7.3, Bettye Fiscus, 1982–83 & Amanda Holley, 1982–83
Junior: 11.8, Shelly Wallace, 1987–88
Senior: 12.7, Shelly Wallace, 1988–89

MOST ASSISTS
Freshman: 172, Amy Wright, 1998–99
Sophomore: 208, Calli Berna, 2012–13
Junior: 205, Calli Berna, 2013–14
Senior: 205, Amy Wright, 2001–02

MOST STEALS
Freshman: 89, Christy Smith, 1994–95
Sophomore: 88, Lita Stricklin, 1979–80
Junior: 80, Connie Fitzgerald, 1981–82
Senior: 95, Tracy Webb, 1986–87

MOST BLOCKED SHOTS
Freshman: 55, Amanda Holley, 1981–82
Sophomore: 58, Sarah Watkins, 2010–11
Junior: 83, Delmonica DeHorney, 1989–90
Senior: 70, Delmonica DeHorney, 1990–91



Shelly Wallace holds the UA women's scoring record for a game as well as the most entries on the high–point list with seven. Shameka Christon and Delmonica DeHorney are next with six each.

BUD WALTON ARENA RECORDS

THE BASKETBALL PALACE OF MID-AMERICA

Arkansas has played in Bud Walton Arena - The Basketball Palace of Mid-America – for 25 years and has defended its home court well with a 274–118 (.699) record since the doors opened.

When Arkansas joined the Southeastern Conference in August of 1990, then-Razorback Athletic Director Frank Broyles knew the athletic facilities had to be upgraded to contend in America's most nationally competitive league. His attention turned immediately to basketball. One day, Bud Walton, co-founder of Walmart, visited Broyles and asked him what Arkansas needed most to be competitive in the SEC.

Broyles mentioned the need for additional basketball seats and was asked by Walton what a new arena would cost. The figure $30 million was discussed and Walton offered to pay half. From that visit, Bud Walton Arena was born. Groundbreaking to grand opening was accomplished in a remarkable 18 months.

Eye-catching displays that were recently updated on the concourse level salute Razorback highlights. Enhancements prior to the 2009 season included the addition of courtside seating, electronic signage at the scorer's table, new retractable seats in the lower level, electronic ribbon boards along the bottom of the upper deck, replacing the Razorback on the court with the classic Razorback logo and opening up the student section by converting it from chairback seats to benches. Eight suites were added prior the 2008 season, raising the total to 47.

A season-best 6,149 fans came out to Bud Walton Arena Jan. 30, 2011, to watch the Razorbacks take on No. 5 Tennessee.

The Razorbacks received an expanded locker room in 2013 and includes a lounge with a spacious meeting area. In the summer of 2015, a $4 million investment was made to the arena to maximize fan experience. Fans enjoy a updated center hung video board with four LED displays that gave Bud Walton Arena the largest video display of any basketball facility in the country at the time.

To go along with the visual enhancements, a brand new sound system was also installed to enhance volume and clarity for every seat in the arena. As captivating as the displays, museum and championship banners are, the aspect of the facility demanding the most attention is spirit. Every game still produces an NCAA Tournament-type atmosphere with the exception of the crowd, which is anything but neutral. According to Rosser International in Atlanta, when the arena was built, there were more seats in less space than in any such facility in the world. It's no wonder the noise level can be absolutely ear-splitting. From pre-game to post-game, Bud Walton Arena is perfectly choreographed with the band, the spirit groups, the lighting system, the public address, the scoreboard and the team. Each game at Bud Walton Arena is a rich experience, leaving Razorback fans hungry for more.

Arkansas hosted the 1994 NCAA Midwest Regional during Walton Arena's inaugural season. In 1995, the Razorback women's basketball team hosted all four rounds of the Preseason Women's NIT -- thanks in large part to the excellent accommodations provided by Bud Walton Arena. It all paled in comparison to the 1999 Women's NIT as Arkansas hosted all five rounds of the postseason event, including an all-time UA and then WNIT record 14,163 fans for the championship game versus Wisconsin. The 1999 WNIT semifinals and finals alone saw over 23,000 fans attend the two games, helping the Razorbacks to a new all-time attendance record of 77,001 total fans. Arkansas also hosted four rounds of the 2000 WNIT at Walton, while hosting three during the 2019 WNIT.

SEASON AVERAGES

Bud Walton Arena (274–118/Total: 433–153)

SEASON	AVG.	SEC ONLY	GAMES	ATT.	RANK	RECORD
2018–19	2,304	1,751	18	41,469	62nd	11–7
2017–18	1,788	1,672	15	26,824	89th	8–7
2016–17	1,652	1,484	17	28,083	79th	9–8
2015–16	2,373	2,602	15	35,602	62nd	11–4
2014–15	2,250	2,437	14	31,503	52nd	8–6
2013–14	1,603	1,589	18	28,850	86th	14–4
2012–13	2,189	2,258	18	34,794	57th	12–6
2011–12	2,127	2,572	16	34,035	65th	14–2
2010–11	1,886	2,293	18	33,944	65th	12–6
2009–10	1,901	2,041	12	22,808	79th	5–7
2008–09	1,793	2,469	17	30,484	N/A	12–5
2007–08	2,426	2,945	16	38,809	N/A	10–6
2006–07	2,395	2,893	13	31,135	48th	7–6
2005–06	2,419	3,015	13	31,442	47th	9–4
2004–05	2,775	3,664	14	38,816	42nd	10–4
2003–04	3,523	4,268	11	38,752	29th	7–4
2002–03	4,676	6,019	14	70,133	19th	12–2
2001–02	3,378	4,318	14	47,292	23rd	12–2
2000–01	3,247	3,878	12	41,281	31st	9–3
1999–2000	3,714	4,301	17	63,144	21st	12–5
1998–99	4,053	4,230	19	77,001	20th	15–4
1997–98	5,061	6,476	13	65,796	12th	10–3
1996–97	3,852	5,896	15	57,778	18th	12–3
1995–96	4,174	4,532	16*	66,780	17th	14–4
1994–95	5,094	7,311	12	61,125	11th	10–2
1993–94	3,806	3,886	13	49,482	18th	9–4

Barnhill Arena (159–35)

1992–93	2,508	3,892	14	35,106	22nd	10–4
1991–92	2,897	3,692	12	34,763	14th	9–3
1990–91	2,964		14	41,496	12th	14–0
1989–90	1,754		14	24,556	17th	11–3
1988–89	917		11	10,094		9–2
1987–88	620		14	8,683		9–4
1986–87	885		11	9,736		10–1
1985–86	701		11	7,006		11–1
1984–85	771		14	10,025**		12–2
1983–84	1,076		13	13,989**		11–2
1982–83	557		9	5,015**		9–0
1981–82	366		12	4,401**		12–0
1980–81						7–6
1979–80						7–3
1978–79						4–3
1977–78						8–1
1976–77						6–0

**–Records prior to 1985 are incomplete | * – DH not included Rank in Division I

ARKANSAS HOME GAME STREAKS

Longest Winning Streak: (20 or more games)
23 games (Feb. 3, 1990 to Dec. 19, 1991)
21 games (1981 to 1984)
Longest Losing Streak: 7 games (2017–18)
Cons. Wins vs. Ranked Teams: 3 (1990–91; 1995–96; 2001–02; 2015–16)
Cons. Regular Season Wins vs. Non-Conference Teams: 26 games (12/7/01 to 12/21/09)

BUD WALTON ARENA RECORDS

INDIVIDUAL GAME RECORDS / BUD WALTON ARENA

Points ..... 41, Chelsea Dungee, Auburn vs. Arkansas, 2/10/19
.....40 by Phylesa Whaley, Oklahoma vs. Arkansas, 3/14/99
Field Goals .....14 by Jillian Robbins, Tulsa vs. Arkansas, 12/2/05
Field Goal Attempts ..... 28,Malica Monk, Arkansas vs. Florida, 1/18/18
Three Point Goals.....8 by Brittney Ezell, Alabama, vs. Arkansas, 1/11/98;
..... 8 by Wendi Willits, Arkansas vs. ORU, 11/28/98
..... 8 by Lyndsay Harris, Arkansas vs. Georgia, 1/13/11
Three Point Attempts.....17 by Brittney Ezell, Alabama, vs. Arkansas, 1/11/98
Free Throws.....19 by Dena Head, DKSK Miskolc vs. Arkansas, 11/16/94
Free Throw Attempts .....24 by Dena Head, DKSK Miskolc vs. Arkansas, 11/16/94
Free Throw Pct. (Min. 8 att.).....1.000 (12–12) by Devin Cosper, Arkansas vs. Alabama (1/7/18)
Total Rebounds .....22 by Jillian Robbins, Tulsa vs. Arkansas, 12/2/05
..... 20, Melissa Wolff, New Orleans vs. Arkansas, 12/30/15*
Offensive Rebounds..... 8 by Yolanda Dickson, Arkansas vs. Texas–Pan American, 2/15/94
Defensive Rebounds .....14 by Donna White, Mississippi Valley State, vs. Northwestern State (La.), 12/17/93
Assists ..... 14 by India Lewis, Arkansas vs. Howard, 2/15/01
Turnovers .....11 by Karey Faubion, TCU vs. Arkansas, 2/1/95; Le'Della English, UNO vs. Arkansas, 12/21/05
Steals..... 8 by Brittney Vaughn, Arkansas. vs. Bama, 1/18/07; Kristin Moore, Arkansas vs. WKU, 12/28/04
Block: .....7, Caliya Robinson (UGA), Georgia vs. Arkansas, 2/2/17
..... 7 by Lauren Ervin, Arkansas vs. La–Monroe, 11/13/06

BUD WALTON ARENA TEAM RECORDS

		Arkansas Razorbacks	Opponents
Points 1st Half:	High	60 vs. Norrkopping (11/6/99)	54 by Illinois (1/8/97)
	Low	11 vs. Tennessee (1/8/12)	12 by Missouri 2/17/13)
Points 2nd Half:	High	61 vs TCU (2/1/95)	64 by #13 Georgia (2/23/06)
	Low	15 vs #22 Auburn (1/25/04)	12 by South Alabama (11/20/98)
Total Points:	High	110 vs Providence (11/16/98)	104 vs No. 17 Texas A&M (2/22/18)
	Low	38 vs. Tennessee (1/8/12)	30 Northwestern State (11/23/14)
Field Goals Made:	High	42 vs La.–Monroe (11/17/01)	41 vs No. 17 Texas A&M (2/22/18)
	Low	10 vs. Tennessee (1/8/12)	10 by Northwestern State (11/23/14)
Field Goals Att:	High	102 vs Spartak (11/7/01)	82 by Florida (1/28/16)
	Low	46 vs Ole Miss (1/1/04); S. Carolina (2/5/17)	31 by LSU (2/16/12)
FG Percentage:	High	.618 vs La.–Monroe (11/17/01)	.644 by Missouri (12/30/97)
	Low	.182 (10–55) vs. Tennessee (1/8/12)	.220 (11–50) vs. Sam Houston (11/15/15)
3–Pt Field Goals:	High	15 vs Providence (11/16/99);UAB (3/24/19)	13 vs. Florida (3/19/09)
	Low	0 vs St. Mary's (12/2/94)	0 by several (most rec., MVSU, 12/28/15)
3–Pt FG Attempted:	High	37 vs Jackson State (12/30/18)	34 vs Abilene Christian (11/29/17)
	Low	1 vs St. Mary's (12/2/94)	1 by LSU (2/7/94)
3–Pt FG Percentage:	High	.875 vs Vanderbilt (1/23/00)	.667 (4–6), LSU (1/8/17)
	Low	.000 vs St. Mary's (12/2/94)	.000 by several (most rec., MVSU, 12/28/15)
Free Throws:	High	33 vs Ohio St. (11/19/95)	25 by six (most rec, Alabama, 1–7–18)
	Low	1, Kentucky (2/16/17)	2 by Miss Valley (2/13/02); 2 by #19 Kansas (12/6/12); 2, Texas Tech (12/3/16)
Free Throws Att.:	High	43 vs. Miss Valley (2/13/02)	38 by #2 Tenn. (2/7/95)
	Low	4, Kentucky (2/16/17)	3 by Alcorn (12/31/96); 3 by #19 Kansas (12/6/12); 4, Florida (1/18/18) 3 by Texas Tech (12/3/16)
Free Throw Pct.:	High	1.000 vs #24 Florida (1/16/06); 1.000 vs Missouri (2/28/19)	UL [9–9] (11/21/98) WMU [7–7] (11/24/13)
	Low	.222 (2–9) vs. MVSU (12/5/08)	.143 by Florida A&M (11/24/95)
Offensive Rebounds:	High	28 vs UTPA (2/15/94)	31 by #2 Tennessee (12/17/98)
	Low	5 vs Miss. St. (2/26/95)	2 by Stetson (11/21/16)
Defensive Rebounds:	High	41 vs UAB (3/24/19)	40 by #2 Tennessee (2/26/04)
	Low	8 vs. Georgia (2/20/98)	9 by Kentucky (1/16/00)
Total Rebounds:	High	67 vs. Spartak (11/7/01)	61 by Tulsa (12/2/05)
	Low	21 vs. LSU (2/16/12)	20 by Stetson (11/21/16)
Assists:	High	29 vs Providence (11/16/98); ULM (11/17/01) 29 vs. MVSU (12/28/13)	29 by Northwestern St. (11/15/95)
	Low	4 vs. LSU (1/8/09)	2, Grambling State (12/29/14)
Blocked Shots:	High	13 vs Tennessee Tech (12/4/18)	12, Texas Tech (12/3/16)
	Low	0 vs. ASU (11/18/18)*	1 by Florida (1/17/18)– most recent
Steals:	High	28 vs Western Ky. (11/28/04)	20 by Northwestern St. (11/15/95)
	Low	1 vs. NO. 17 Texas A&M (2/22/18	0 by #6 Tennessee (12/29/96); 0 by Utah (11/20/11)
Turnovers:	High	27, four times (McNeese, 12/30/04)	45 by Alabama State (11/19/04)
	Low	4 vs. Utah (11/20/11); vs. Missouri (2/28/19)	3 by Western Michigan (12/9/01)
Personal Fouls:	High	29 vs La–Monroe (11/17/01)	34 by Oklahoma (WNIT) (3/14/99)
	Low	7 vs. Oral Roberts (12/21/16)	8 by SUIE (3/14/13); Missouri (1/23/17)

LANDMARK GAMES IN FAYETTEVILLE

	DATE	OPPONENT	RESULT		DATE	OPPONENT	RESULT
1st Game	Dec. 11, 1976	John Brown	UA 75–67	350th Game	Feb. 8, 2004	Georgia	UA 71–63
50th Game	Jan. 2, 1982	Kansas State	UA 68–53	400th Game	Dec. 29, 2008	Western Ill.	UA 70–53
100th Game	Jan. 14, 1986	Houston	UA 66–60	1st Win	Dec. 11, 1976	John Brown	UA 75–67
150th Game	Feb. 7, 1989	Texas	UT 67–87	50th Win	Feb. 5, 1983	Middle Tenn.	UA 73–72
175th Game	Jan. 9, 1992	Colorado	UA 65–51	100th Win	Dec. 19, 1987	SW Missouri	UA 85–71
194th Game	Mar. 1, 1993	Oral Roberts	UA 96–60*	150th Win	Dec. 4, 1992	North Texas	UA 105–58
195th Game	Dec. 8, 1993	DePaul	UA 80–68!	200th Win	Dec. 31, 1996	Alcorn St.	UA 90–56
200th Game	Jan. 19, 1994	Tulane	UA 71–59	250th Win	Feb. 24, 2001	Ole Miss	UA 82–64
250th Game	Feb. 10, 1997	Wofford	UA 76–39	300th Win	Jan. 26, 2006	#24 Florida	UA 69–63
300th Game	March 21, 2000	Ga. Tech	UA 78–67				

**Last women's game in Barnhill Arena; !First women's game in Bud Walton Arena*

TOP HOME CROWDS

(DH games are not included)

1. 14,163 Wisconsin 3/23/99 (UA 67–64)
(WNIT Championship; Est. new WNIT all–game mark)
2. 11,486 LSU 1/19/03 (UA 78–72)
(Arkansas upsets #2 in front of top regular–season crowd)
3. 11,410 Auburn 2/8/98 (UA 71–63)
(Women in Sport Day draws record crowd on TV)
4. 11,014 Tennessee 1/30/03 (UT 92–79)
(#4 holds off furious UA comeback; w/LSU first b–2–b 10K)
5. 9,041 Drake 3/20/99 (UA 80–56)
(WNIT semifinals; turnout lands UA championship)
6. 8,506 Vanderbilt 2/19/95 (UA 73–71)
(Johnson with 2.2 in OT for win, VU #8)
7. 8,461 SW Missouri 12/29/93 (UA 69–66)
(Wilson's last second shot for win, SMSU #23)
8. 8,288 Tennessee 12/29/96 (UA 77–75)
(UT #6, def. & future nat. champions, UA #22)
9. 8,212 Tennessee 2/7/95 (UT 87–67)
(Top 20 showdown; UA #20, UT #2)
10. 7,878 Vanderbilt 1/18/98 (VU 85–80)
(Another OT thriller with Commodores, VU #6)
11. 7,721 Florida 1/28/95 (UA 72–66)
(In–season back–to–back top 25 wins, UF #13)
12. 7,541 Kentucky 1/25/97 (UA 88–55)
(Girl Scout and Springdale days)
13. 7,427 Kentucky 2/4/95 (UA 62–56)
(Bloomer double–double)
14. 7,318 Miss. State 2/26/95 (UA 86–63)
(Senior day and camper reunion day)
15. 7,160 S. Carolina 1/12/03 (UA 67–58)
(UA rips #13 USC; begins best SEC start to date)
16. 7,122 Ole Miss 2/16/97 (UA 71–62)
(WNBA coach of year Van Chancellor's last at Walton)
17. 7,121 Georgia 2/24/02 (UA 66–45)
(Senior Day produces first home win over #23 Georgia)
18. 7,025 Colorado 11/21/95 (CU 73–71)
(Preseason WNIT title game, CU #11)
19. 6,980 South Carolina 2/12/09 (UA 58–54)
(2nd of five consecutive SEC wins)
20. 6,847 SW Missouri 12/10/95 (UA 65–58)
(Another Ozark shootout runs UA mark to 9–1)
21. 6,819 Texas 1/8/91 (UA 76–61)
(W.A.R. II night, UT #15, Barnhill high game)
22. 6,714 Kentucky 1/30/99 (UA 74–69)
(Crowd lifts Arkansas to overtime win)
23. 6,698 Georgia 2/20/00 (UG 72–69)
(#3 UG trails at halftime, escapes with win late)
24. 6,687 Tennessee 1/7/01 (UT 76–61)
(Tennessee ranked #2, Arkansas rallies in second)
25. 6,680 Georgia 2/24/96 (UG 87–54)
(Georgia ranked #2, clinches SEC title)
26. 6,549 Auburn 1/22/94 (AU 66–57)
(Auburn ranked #23)
27. 6,335 Georgia 2/20/98 (UG 86–81)
(Senior Night provides an overtime nail biter)
28. 6,330 S. Carolina 1/24/98 (UA 86–67)
(Girl Scout Day and Parents Weekend)
29. 6,327 Texas 1/24/90 (UT 84–75)
(W.A.R. I night, Texas ranked #5)
30. 6,234 Kentucky 2/6/00 (UA 83–70)
(Elementary Day and National Bring a Kid to the Game)
31. 6,197 Vanderbilt 1/14/96 (VU 65–60)
(First of two 1996 games with AP's #2 team)
32. 6,149 Tennessee 1/30/11 *UT 72–53)
(Tennessee ranked #5)
33. 5,847 LSU 2/11/92 (UA 74–66)
(Border W.A.R. night)
34. 5,839 Tennessee 2/20/05 (UT 84–71)
(Tennessee ranked #6, but not highest ranked team at UA)
35. 5,579 Ole Miss 1/30/05 (UT 84–71)
(SweatHawgs promotion, Ole Miss SEC west partner)

BARNHILL ARENA RECORDS

A TOUGH PLACE TO PLAY

It seemed appropriate that the final basketball event at John Barnhill Arena was a women's basketball game and a women's basketball banquet.

As fate would have it, it was a girls' basketball game back in 1977 that was the first hoops contest played in the newly–renovated and expanded home court for the Razorback men's and women's basketball.

Betsy Broyles' Fayetteville High team played days before the first men's or women's college game in what would become known as one of the most feared home courts in modern collegiate basketball.

The next year, Betsy would become the first high school recruit to accept a scholarship to play women's basketball at the University.

On Dec. 7, 1993, she and over 30 former letterwinners returned for A Moment in Time, a banquet to honor women's basketball in Barnhill. It was the evening prior to the women's opener in Bud Walton Arena against DePaul.

During the 17 years between her first and most recent appearances in Barnhill, The Barn was the site of many great moments of women's basketball history.

Arkansas was undefeated in its first home season (6–0) and in three subsequent years (1981–82, 1982–83 and 1990–91).

The women's basketball team set its home consecutive win streak at 21 games from 1981 to 1984.

That streak was broken with 23 in the early 1990s, and for a brief period of time, Barnhill Arena was the home of the longest active women's home winning streak.

Since the start of the NCAA era in 1982–83, only eight unranked teams managed wins in Barnhill (out of 118 who tried).

Some 194 women's varsity collegiate basketball games were played in Barnhill Arena, with the last game a 96–60 win over Oral Roberts on March 1, 1993.

The last varsity basketball game played at Barnhill was a women's contest as Arkansas won an exhibition game over the Bulgarian team of Levski Total, 83–81, on Nov. 16, 1993.

The Spirit of Barnhill lives on both at Bud Walton Arena, and at Barnhill. "The Barn" received a new tenant in 1994 with the start of varsity volleyball at Arkansas. Thanks in large part to its home court advantage, the inaugural Razorback volleyball team won the SEC Western Division title providing a new banner for the old rafters. Gymnastics enjoyed a similar Barnhill boost in 2006. With the inaugural senior class, Arkansas upset national powerhouse UCLA to advance to the NCAA Championship at the Barnhill–hosted NCAA South Central Regional.

TEAM RECORDS

Points: 115 vs. Oral Roberts (2/19/87)
Rebounds: 74 vs. Mississippi Valley St. (11/24/89)
Field Goals Made: 45 vs. Cottey College (2/2/78)
vs. ORU (2/19/87)
Field Goals Attempted: 97 vs. Cottey (2/2/78)
Field Goal Percentage: .680 vs. Ole Miss (34 of 50) (12/15/90)
3–Pt. Goals: 8 vs. Alabama (2/22/92)
3–Pt. Goals Attempted: 21 vs. Alabama (2/22/92)
3–Pt. Goal Pct.: .625 vs. Miss Valley (5 –8) (12/10/88)
Free Throws Made: 29 vs. Grambling (12/17/81)
Free Throws Attempted: 43 vs. Miss. Valley (11/24/89)
Free Throw Pct.: .950 vs. McNeese (21–22) (2/14/81)
Fouls: 31 vs. North Texas (12/4/92)
Assists: 30 vs. Northwestern (3/16/91)
Steals: 26 vs. TCU (1/11/83)
Turnovers: 32 vs. Grambling (12/17/81) vs. Eastern Okla. (1/18/80)
Blocked Shots: 11 vs. SW Missouri (12/19/87)

INDIVIDUAL RECORDS

Points: 36, Shannon Jones (vs. Wash. St., 12/31/92)
Rebounds: 22, Shelly Wallace (vs. SMU, 2/13/88)
Field Goals Made: 14, Bettye Fiscus (vs Wichita, 2/20/82)
Shelly Wallace (vs. Texas Tech, 2/2/88)
Field Goals Attempted: 26, Debbie Roe (vs. Ark. State, 2/28/78)
3–Pt. Goals: 6, Sha Hopson (vs. Auburn, 1/11/92)
3–Pt. Attempts: 10, Lisa Martin (vs. UH, 3/4/89)
Free Throws: 16, Shelly Wallace (vs. UH, 3/4/89)
Free Throw Att.: 20, Shelly Wallace (vs. UH, 3/4/89)
Free Throw Pct.: 1.000 (11 of 11) Delmonica DeHorney
(vs. Northwestern, 3/16/91)
Assists: 14, Amber Nicholas (vs. Ole Miss, 12/15/90)
Steals: 12, Amanda Holley (vs. TCU, 1/11/83)
Blocked Shots: 9, Robyn Irwin (vs. SW Mo., 12/19/88)

COACHING RECORDS

		OVERALL					SOUTHEASTERN				SOUTHWEST			
	YEAR	ALL	HOME	ROAD	NEU.	PLACE	ALL	HOME	ROAD	PLACE	ALL	HOME	ROAD	POSTSEASON
OGLE	76-77	10-6	6-0	4-5	0-1									
	77-78	14-9	8-1	5-5	1-3									
HENN	78-79	7-13	4-3	2-7	1-3									
	79-80	15-10	7-3	7-4	1-3									SWAIAW Regional
	80-81	11-18	7-6	1-9	3-3									SWAIAW Regional
WILLIS	81-82	26-10	12-0	6-7	8-3									AIAW Sweet 16
	82-83	21-8	9-0	7-8	5-0	2nd					6-2	4-0	2-2	
	83-84	20-9	11-2	5-6	4-1	3rd					11-5	7-1	4-4	
SUTHERLAND	84-85	20-8	12-2	6-4	2-2	3rd					11-5	6-2	5-3	
	85-86	22-8	11-1	9-6	2-1	2nd					13-3	7-1	6-2	NCAA First Round
	86-87	20-12	10-1	6-8	4-3	2nd					12-4	7-1	5-3	NWIT Champion
	87-88	13-15	9-4	3-8	1-3	4th					8-8	5-3	3-5	
	88-89	22-8	9-2	10-4	3-2	2nd					13-3	7-1	6-2	NCAA First Round
	89-90	25-5	11-3	12-1	2-1	t1st					15-1	7-1	8-0	NCAA Elite 8
	90-91	28-4	14-0	9-3	5-1	1st					15-1	8-0	7-1	NCAA Sweet 16
	91-92	11-14	9-3	1-10	1-1	11th	3-8	3-2	0-6					
	92-93	13-14	10-4	3-9	0-1	t8th	4-7	3-3	1-4					
BLAIR	93-94	15-14	9-4	4-9	2-1	9th	3-8	2-3	1-5					
	94-95	23-7	10-2	8-3	5-2	t4th	7-4	4-2	3-2					NCAA Second Round
	95-96	21-13	14-4	5-6	2-3	10th	3-8	3-3	0-5					NWIT Fourth Place
	96-97	18-10	12-2	3-7	3-1	7th	5-7	4-2	1-5					
	97-98	22-11	10-3	6-5	6-3	t6th	7-7	4-3	2-5					NCAA Final Four
	98-99	20-14	15-5	3-7	2-2	11th	5-9	3-4	2-5					WNIT Champion
	99-00	17-15	12-5	4-8	1-2	10th	4-10	4-3	0-7					WNIT Semifinals
	00-01	20-13	9-3	5-8	6-2	t6th	6-8	4-3	2-5					NCAA Second Round
	01-02	20-12	12-2	4-9	4-1	7th	7-7	6-1	2-5					NCAA Second Round
	02-03	22-11	12-2	5-6	5-3	7th	7-7	6-1	1-6					NCAA Second Round
GARDNER	03-04	16-12	7-4	7-7	2-1	9th	5-9	3-4	2-5					
	04-05	17-14	10-4	3-8	4-2	11th	3-11	3-4	0-7					WNIT Second Round
	05-06	13-15	9-4	2-10	2-1	t8th	5-9	4-3	1-6					
	06-07	18-13	7-6	9-5	2-2	10th	3-11	1-6	2-5					
COLLEN	07-08	17-13	10-6	2-6	5-1	11th	2-12	1-6	1-6					
	08-09	18-14	12-5	4-7	2-2	8th	6-8	3-4	3-4					WNIT Third Round
	09-10	12-18	5-7	3-8	4-3	12th	4-12	1-7	3-5					
	10-11	22-12	12-6	9-5	1-1	9th	6-10	2-6	4-4					WNIT Quarterfinals
	11-12	24-9	14-2	6-5	4-2	t4th	10-6	6-2	4-4					NCAA Second Round
	12-13	20-13	12-6	7-5	1-2	8th	6-10	3-5	3-5					WNIT Second Round
	13-14	19-11	14-4	3-6	2-1	11th	6-10	4-4	2-6					
DYKES	14-15	18-14	8-6	5-7	5-1	9th	6-10	4-4	2-6					NCAA Second Round
	15-16	12-18	11-4	1-10	0-4	10th	7-9	6-2	1-7					
	16-17	13-17	9-8	2-8	2-1	14th	2-14	1-7	1-7					
NEIGHBORS	17-18	13-18	8-7	3-10	2-1	13th	3-13	1-7	2-6					
	18-19	22-15	11-7	6-6	5-2	10th	6-10	3-5	3-5					WNIT Third Round
		748-502	422-146	209-279	117-77		135-244	89-101	46-143		104-32	58-10	46-22	
		All Games	Home	Road	Neutral		SEC	Home	Road		SWC	Home	Road	
	TOTAL	1250	568	488	194		379	190	189		136	68	68	
	WIN	(.598)	(.745)	(.428)	(.603)		(.356)	(.468)	(.243)		(.765)	(.853)	(.676)	

COACHES & STAFF

Sharon Ogle

Joan Henn

Matilda Willis


John Sutherland

Gary Blair

Susie Gardner

Tom Collen

Jimmy Dykes

SUMMARY

COACH	TENURE	YRS	GAMES	W–L	PCT	CONF.	PCT.	LEAGUE	NOW
Sharon Ogle	1976–78	2	39	24–15	.615	n/a	---	--	Resident Assistant
Joan Henn	1978–81	3	74	33–41	.446	n/a	---	--	Deceased (2000)
Matilda Willis	1981–84	3	94	67–27	.713	17–7	.708	SWC	HC at Tulsa
John Sutherland	1984–93	9	262	174–88	.664	87–25	.777	SWC	Assoc. AD–Marshall
						7–15	.318	SEC	
Gary Blair	1993–2003	10	318	198–120	.623	54–75	.419	SEC	HC a Texas A&M
Susie Gardner	2003–2007	4	118	64–54	.542	16–40	.286	SEC	HC at Mercer
Tom Collen	2008–2014	7	222	132–90	.595	40–68	.370	SEC	Consulting
Jimmy Dykes	2014–2017	3	92	43–49	.467	15–33	.313	SEC	Consulting/Radio/ESPN
Mike Nieghbors	2017–present	2	68	35–33	.514	9–23	.281	SEC	HC at Arkansas

ASSISTANT/ASSOCIATE HEAD COACHES

Asst. HC Tom Collen, 1993–97	Consulting
Assoc. HC Vic Schaefer, 2002–03	HC Mississippi State
Assoc. HC Tim Eatman, 2007–10	AC Rutgers
Assoc. HC Todd Schaefer, 2019–Present	AHC Arkansas

ASSISTANT COACHES

Judy Grayston, 1978–79	Not Available
Ann Keenan, 1979–80	Not Available
Barbara Foley, 1980–81	Not Available
Jeff Cohen, 1981–82	Not Available
Lisa Parker, 1982–83	Not Available
John Sutherland, 1982–85	Assoc. AD–Marshall
Joey Anders, 1984–85	Not Available
Journey Beard, 1984–85	Not Available
Tracey Mays Stehlik, 1985–93	Assoc. AD at Arkansas
Don Paul, 1985–88	Not Available
Leslie Byrd, 1988–89	HC Watson Chapel (Pine Bluff, Ark.)
Loy Moore, 1988–93	HC Pine Bluff (Ark.) Girls Basketball
Sue Donohoe, 1993–94	Leader Kay Yow fund
Amber Nicholas Shirey, 1993–2007; 2012–2014	Arkansas Director of Ops
Kit Kyle, 1994–96	HC Mansfield Timberview (Texas) HS
Vic Schaefer, 1997–2003	HC Mississippi State
Rena Holden, 2003–2005	HC Birmingham Southern
Johnnie Harris, 2004–07	Assoc. HS Mississippi State
Khadija Head, 2005–06	Owner TheRecruitingU.com
Mike Neighbors, 2006–07	HC Arkansas
Trenia Tillis, 1996–2000	HC Tyler JC
Kelly Bond, 2000–03	Assoc. HC Texas A&M
Charity Elliott, 2003–04	HC Loyola Marymount
Zenarae Antoine, 2007–10	HC Texas State
Greg Collins, 2007–11	Assoc. HC Western Kentucky
Tari Cummings, 2011–17	HC Arkansas–Fort Smith
Nicki Collen, 2011–2014	Head Coach Atlanta Dream
Christy Smith, 2014–16	Head Coach Incarnate Word
Simeon Hinsey, 2014–15	Arkansas Director of Player Development
Tommy Deffebaugh, 2015–17	Bentonville HS
Chenel Harris–Smith, 2016–17	AC Binghamtom University
Todd Schaefer, 2017–2019	Arkansas Assoc. Head Coach
Lacey Goldwire, 2017–2019	Tennessee Asst. Coach
Pauline Love, 2017–Present	Arkansas Asst. Coach
Chantel Osahor, 2019–Present	Arkansas Asst. Coach

COACHES & STAFF

DIR. OF BASKETBALL OPERATIONS

Mike Neighbors, 1999–2001
Kelley Waters, 2001–2005
Khadija Head, 2004–05, 06–07
Amber Shirey, 2007–2012, 2014–present
Jessica Bowie, 2012
Jeff Brazil, Internal Ops, 2013–present
Simeon Hinsey, External Ops, 2013–16

DIR. OF STUDENT-ATHLETE DEVELOPMENT

Tim Gill, Student–Athlete Development, 2016–17
C'eira Ricketts, 2017–present

STUDENT/GA COACHES

Kelly Lipe, 1983–84
Tracy Webb, 1987–88
Robyn Irwin, 1989–90
Gail Streigler, 1990–91
Jeannie Treat, 1991–92
Amber Nicholas, 1992–93
Blair Savage, 1993–94
Debbie Olivas, 1995–96
Kelly Johnson, 1996–97
Alli Clark, 2003–05
Allison Singleton, 2005–07
Angie Nelp, 2007–08
David Walker, 2008–10
Ashlea Williams, 2010–12
Mike Jennings, 2012–13
Zach Cooper, 2012–2014
Jacob Tolman, 2012–14
Betsy Adams, 2014–16
John Clark, 2014–16
Kendal Ruff, 2015–17
Colton Crawford, 2017–2018
Jalen Powell, 2017–2019
Heather Corral, 2018–Present
Jordan Dawkins, 2019–Present

MANAGERS

Morgan Abernathy, 2010
Tyler Asher, 2017–present
Sammie Baird, 1982–86
Haley Bestgen, 2006–10
Nathan Bodenstein, 2005–07
Chana Boyland, 1985–86
Tina Brewer, 1984–85
Maggie Bricker, 2012–17
Kira Briggs, 2017–present
Sheila Burns, 1978–79
Susanne Clark, 1991–94
Amy Clement, 1994–98
Jason Clemons, 1996–2000
Amanda Coughlin, 2010–2014
Erin Cox, 2007–10
Colton Crowder, 2015–17
Amber Earls, 2011–15
Alex Fesler, 2011–12
Tom Halbmaier, Jr., 1994–97
Ryanne Hartley, 2009–10
Demi Hargrove, 2015–present
Tanner Holt, 2017–present
Rita Ivie, 1983–86
Mike Jennings, 2010
Brittney Johnson, 2002–05
Karen Johnson, 1987–88
Jason Jones, 1990–93
M.J. Keeler, 2001–02
Brandon Kirkpatrick, 2014–2015
Lindsey Lawrence, 2014–17
Dianne Lewis, 1977–78
Kelly Lipe, 1980–83
Jarrett Lourimore, 2015–present
Kim Markham, 2001–02
Cynthia Mathis, 1984–85
Daisy Moore, 1992–93
Morgan Myrick, 2010
Martha Neal, 1987–91
Delaney Osborn, 2017–present
Grace Parker, 2008–12
Emily Pearson, 2008–10
Caroline Powell, 2008–09
Peggy Price, 1979–81
Amira Qaddoumi, 1997–2001
Malina Qaddoumi, 1997–2001
Joseph Richardson, 2014–2015
Brooke Rogers, 2011–2014
Kendall Ruff, 2011–2015
Gail Saulsbury, 1976–77
Allison Singleton, 2001–2004
Trudi Spencer, 2005–08
Jacob Tolman, 2012–2014
Lisa Turner, 1978–79
Marsha Van Parys, 1981–83
Kristy Weathers, 1979–80
David Weaver, 1994–98
Justine Yu, 2015–16

HEAD ATHLETIC TRAINERS

Jerry Cohen, 1976–78
Nancy Stevens, 1978–1989
Sally Werner–Ferrel, 1989–94
Ruth Harris DeBro, 1994–96
Julie Cain, 1995–96

ASSISTANT ATHLETIC TRAINERS

Kris Ring, 1996–99
Sean Collins, 1999–2004
Phill Vardimann, 2004–05
Sarah Melby, 2005–06
Jeremy Braziel, 2006–2012
Natalie Trotter, 2012–present

GRAD ASSISTANTS & STUDENT ATHLETIC TRAINERS

Trevor Carter, 1990–91
Monique Butcher, 1990–91
Traci Gardiner, 1990–92
Kelli Sheffield, 1991–94
Kim Kalina, 1992–94
Christie Clem, 1998–99
Dana Dethrow, 1989–91
Shane Bjornberg, 2001–02
John Parrigon, 2002–03
Maggie Harrington, 2003–04
Lucy Mansfield, 2004–05
Melinda McNew, 2005–06
Katie Weindinger, 2006–07
Rea Tribble, 2007–08
Katelyn Bishop, 2008–09
JoAnn Schafthauser, 2008–09
Kurt Andrews, 2009–10
Adrienne Flemming, 2009–10

MEDIA RELATIONS

Glynda Duncan, 1976–78
Ann O'Brien, 1978–80
Charlie Fiss, 1980–84
Maria Borgstrom, 1984–85
Steve Wright, 1985–89
Bill Smith, 1989–09
Jeri Thorpe, 2009–2019
Mario Bravante, 2019–Pres.

VIDEO COORDINATORS

Jake Nelp, 2007–08
David Walker, 2008–10
Zack Cooper (Asst.), 2012–14
Jeff Brazil, 2010–Present

“RAZORBACK HISTORY”

RAZORBACK HISTORY

EARLY ORIGINS

Women's basketball has been a part of the fabric of the University of Arkansas for almost a century. Teams of female students took to outdoor courts and peach baskets just after the turn of the century. While the women waited until 1976 for the first varsity team to officially represent the University, these early photos show how the game captured what was then deemed "the fairer sex" in action.

THE FIRST TEAM

As the photo at right illustrates, almost since the turn of the century, women have banded together to play basketball at the University of Arkansas. In fact, yearbook references to women's basketball predate men's basketball at Arkansas. There are photographs of at least three teams of women's basketball players prior to 1910. From the 1930s until the late 1950s, some of the nation's best AAU players and teams came from the state of Arkansas. After years of "extramural" women's basketball in the late 1960s and early 1970s at the University, the first varsity Razorback basketball team took the court in Barnhill Arena in 1976–77. Under Coach Sharon Ogle, these Razorbacks established the winning tradition at Arkansas with a 10–6 season. Composed of walk–ons, the 1976–77 team was undefeated in Barnhill Arena (6–0) and set a school record for largest margin of victory that may never be broken–79 points– with a 108–29 win over Bartlesville Wesleyan. Three walk–ons received aid to become the first scholarship women at Arkansas: Camille Yancey of Marvel, Pat Keck from Rogers, and Carol Ann Riggs of Fayetteville.

IN THE BROYLES TRADITION

The next season, the University of Arkansas awarded its first women's athletic scholarship to a freshman recruit. A local basketball star at Fayetteville High, Betsy Broyles, became the first Razorback high school recruit, one of 10 women recruited during the 1977–78 season. Wearing No. 30 for Arkansas, Betsy, daughter of former athletic director Frank Broyles, had her playing career cut short by an injury, but she did letter two seasons at Arkansas.

ARKANSAS' FIRST SUPERSTAR

Wynne, Arkansas', Bettye Fiscus arrived at the University in 1981, and Razorback basketball was never the same. Fiscus set the University record for scoring–man or woman–at 2,073 as Arkansas' first All–American. While NBA star Todd Day finally broke Fiscus' scoring mark, she still holds almost all the women's basketball career scoring records. Her jersey–No. 5–was the first retired by the University, receiving that honor in 1986.

FIRST NATIONAL CHAMPIONS

A senior–laden Razorback club that had advanced to the NCAA Tournament in 1986 received the snub of the committee in 1987. Behind co–captain guard Tracy Webb, the 1986–87 team wrecked its vengeance on the National Women's Invitational Tournament, sweeping through the postseason tournament to bring home the first team national title for a women's squad at Arkansas. Arkansas averaged over 100 points per game for the tournament, crushing California, 112–80, in the championship game.

"DIALING" FOR TROPHIES

Arkansas and the Dial Soap Women's Basketball Classic series had a long, distinguished history. The Dial Classics were the longest–running series in women's hoops. Arkansas had the unofficial distinction of winning more Dial trophies than any team starting in Minnesota. In fact, the Razorbacks played in eight different Dial tournaments in eight seasons, winning trophies in six. This past record combined with increasing promotions led to Arkansas receiving the right to host one of the coveted tournaments, bringing the Dial series to Fayetteville in 1991 (photo below) until the series was disbanded in 1997.

THE SHOTS HEARD 'ROUND THE WORLD

On Feb. 23, 1990, Arkansas ended the longest conference winning streak in NCAA history by defeating the Texas Lady Longhorns, 82–77. The win broke UT's 183–game streak against Southwest Conference foes, and cleared the way for the first non–Texas SWC women's basketball titlist. It also ended the nation's longest active home win streak at 47 games. Senior guard Juliet Jackson, who hit six free throws in the closing minute to clinch the game, summed it up best: "We messed up all their streaks." The next week junior center Delmonica DeHorney was named Sports Illustrated women's college basketball player of the week.

ONLY SWC WOMEN'S TROPHIES OUTSIDE THE LONE STAR STATE

Arkansas was the first team to beat Texas and the first team to win a share, then later an outright, Southwest Conference championship besides the Lady Longhorns. In 1991, Arkansas also ended the Lone Star state's dominance of the SWC tournament by defeating Texas Tech for the title. These three trophies–the 1990 and 1991 SWC Championship and 1991 SWC Classic–are the only women's basketball trophies in captivity outside the state of Texas.

DELMONICA DEHORNEY, ALL–AMERICAN

While Delmonica DeHorney may have several notable seconds in her resume– second Razorback player to have her jersey (50) retired, second Razorback to play professional basketball, second all–time leading scorer (1,785)–she claims one of the most significant firsts: the first Kodak All–American at the University of Arkansas. DeHorney also is in the record books as the all–time leader in field goal percentage and blocked shots for a career. Her domination in the paint carried Arkansas to the 1990 NCAA West Regional Finals and to the 1991 NCAA Sweet 16. A two–time SWC Player of the Year, Delmonica is the only women's basketball player in SWC history to earn three conference honors. She was SWC Newcomer of the Year as a freshman. DeHorney was inducted into the UA Hall of Honor in 2000.



BARNHILL CROWDS TO REMEMBER

Beginning with the 1989–90 season, the Razorbacks declared W.A.R. (Women's Attendance Record) on a select opponent. The first two W.A.R.s were against Texas, and resulted in the two largest crowds at Barnhill for a women's basketball game. Upon entering the SEC, Arkansas had a Border W.A.R. with LSU. W.A.R. IV featured the 24th–ranked Kentucky Lady Kats. Arkansas' feared home crowd worked its Barnhill magic in the last three W.A.R.s. The last two years were particularly dramatic as the Razorback fans rallied Arkansas from halftime deficits.

AN ALL–AMERICAN BY EVERY MEASURE

No other point guard in Arkansas history had a career that can match Newark's Amber Nicholas. In her four years, she never missed a game, playing 117 consecutive games, and she set the record for the most consecutive games started: 87. Nicholas set the school record for career assists, and her steady hand guided Arkansas to the best record of any four year period in school history. Named the MVP of the 1991 SWC Tournament, Nicholas also earned three Dial MVP awards in consecutive seasons. One of the most beloved Razorbacks, Nicholas also was a two–time selection to the highly prestigious CoSIDA Academic All–America team and received an NCAA Postgraduate Scholarship. She was inducted into the Hall of Honor in 2002.

RAZORBACK HISTORY

THE NATION COMES TO FAYETTEVILLE

At the end of the 1993–94 season, the University of Arkansas Women's Athletics Department hosted the first major NCAA championship event held in the state of Arkansas. The 1994 NCAA Division I Women's Basketball Mideast Regional set marks for regional attendance and hospitality. A true community project, one of the highlights was a street party and battle of the bands on the downtown square called Fayetteville Friday Night for the two teams in Saturday's championship game. Louisiana Tech advanced from Fayetteville to the Final Four with upsets of No. 1–ranked Tennessee and Lisa Leslie's USC Trojans.

A MOMENT IN TIME

As the Razorbacks prepared to move to Bud Walton Arena in December 1993, the Women's Athletics Department held a celebration of 17 years of women's hoops in Barnhill Arena with "A Moment in Time." The banquet held in Barnhill was attended by dozens of former Razorbacks, including three of the four career leaders. A special retrospective video tracing the Razorbacks and their winning tradition in Barnhill was screened as a part of the festivities.

THE CARDIAC KIDS

The 1994–95 season saw the Razorbacks return to the Associated Press Top 25 and the NCAA tournament, posting a 23–7 record. Arkansas did it by winning nine games in the closing minute, three games on last shots, with a team composed mostly of freshmen and sophomores.

A STREAK UNEQUALED

The first freshman recruit to start opening day at point guard for Arkansas, Christy Smith earned attention for her free throw shooting–89.9 to lead the nation–and her tenacious defense–leading the SEC in steals with 3.0 per game. But on Dec. 6, 1995, Smith took her first step toward a mark that might stand for all time. The 5–6 West Lafayette, Ind., point guard started that night against Alabama, and did not leave the court against a SEC opponent for the rest of the season. For all 11 regular season games and two SEC tournament games, Smith played 525 consecutive minutes–a feat unequaled by man or woman in the league. The 1995 SEC Freshman of the Year, Smith also became Arkansas' first woman named to the Associated Press All–America team as an honorable mention.

A PRESIDENTIAL VISIT

Usually, the national champion visits the President of the United States in the White House. On Dec. 9, 1996, President Bill Clinton visited the women's basketball team in their locker room during halftime of the men's game with Cincinnati. It may be the first time a sitting President has dropped in to the locker room of a collegiate women's basketball team, and as luck would have it, it was not the last time the Razorbacks posed with the President.

DREAMS DO COME TRUE



On March 9, 1998, the Razorbacks wanted to get back into the NCAA Tournament. By March 27, 1998, they were in the NCAA Final Four, living the dream they had wished for years. Arkansas made NCAA Tournament history as the lowest seed -- #9 in the West -- to advance to the Final Four. They were the first unranked team in women's basketball history during the modern era to reach the Final Four. And, they were the lowest finishing team in conference play -- tied for sixth in the SEC -- to reach the Final Four. Arkansas did it all on the west coast, spending two whole weeks in the Bay Area. Along the way, the Razorbacks beat four conference champions -- WAC, Pacific, Ivy and ACC -- and three ranked teams -- Hawai'i, Kansas and Duke -- to face conference rival Tennessee at Kansas City.

Arkansas played all four of its pre–Final Four games on late night TV, earning the nickname of Good Morning America's team. Every member of the team contributed to the run, starting with a 24–point effort by Karyn Karlin in the opening round win over #20 Hawai'i, 76–70. Then it was freshman Wendi Willits' turn with a near–NCAA record six three–pointers to blow open Arkansas' second round contest with Harvard, 82–64. In the opening round games held at Stanford, Calif., Christy Smith had zero turnovers and 16 assists.

At the West Regionals in Oakland, junior Sytia Messer stepped to the front as Arkansas' leading scorer in both wins, earning herself the honor as the most outstanding player at the West Regional. Messer had 23 points as Arkansas used an impressive 54–point second half to dispatch Kansas, 79–63, in the Sweet 16. Fellow junior Treva Christensen announced herself with 14 points off the bench against Duke to earn all–tournament selection. Junior Tennille Adams was 6–of–9 with 14 off the bench including the go–ahead bucket in the closing minutes against Duke. The defining moment belonged to Smith, as she calmly sank four free throws in the final seconds to send Arkansas to the Final Four for the first time with a 77–72 win over ACC champion Duke.

FIVE GAMES TO GLORY

When the 1999 season ended, Arkansas was 15–14 and 11th in the SEC. Leading scorer Karyn Karlin was out for the year with a torn ACL. Not the ending Cinderella hoped for after the Final Four. But Arkansas got a second chance with the WNIT, and by virtue of its season attendance was chosen to host the opener with SLC champion Northwestern State. Sophomore Lonniya Bragg, quiet most of the season, tore into NSU for a career–tying 22 points.



Arena conflicts helped Arkansas host round two, and a late-season snowstorm led to the smallest crowd at Bud Walton for women's basketball (890). Those that braved the weather saw a sophomore class record 35 points as Okie Wendi Willits busted the Sooners in an overtime thriller, 97-93. The crowds began to pour back into Bud Walton, and Arkansas survived Rice, 76-70, in the quarterfinals thanks to 18 from Bragg. The WNIT picked Arkansas to host again, and the crowd and the Razorbacks did not disappoint as 9,041 saw 5-11 Bragg rack up a career-high 23 against the 6-5 and 6-4 posts of MVC runner-up Drake in a 80-56 rout. It set the stage for a titanic showdown at Walton with Wisconsin. An all-time record 14,163 paid to see Arkansas win the title behind an inspired senior performance from Kamara Stancle with 15 points and 13 rebounds. The victory was marred by the sudden illness and death of Sytia Messer's mother on the eve of the game.

AMERICA'S BEST THREE-POINT SHOOTER

Wendi Willits shattered all of Arkansas' three-point records during the 1998-99 season. More impressive, the 5-8 Fort Cobb, Okla., sophomore came within a single trey of breaking a previously thought unbreakable SEC record -- Cornelia Gayden's single season mark. Willits finished with 104, shooting 35.7 from the arc. Ranking top five in the nation in both percentage and production, Willits was chosen by the Basketball Hall of Fame as its Ed Steitz Award winner. Her uniform, complete with her trademark headband, was displayed for the 1999-2000 season at the Basketball Hall of Fame in Springfield, Mass. Her senior year, she became the No. 2 three-point scorer in SEC history as well as the all-time leader at Arkansas. Willits closed her career at the ESPN College Three-Point Shooting Contest, where she reached the Final Four.



DROPPING DIMES



Point guard Amy Wright started the second century of Razorback basketball by shattering a once-thought-untouchable record of 186 assists in a season set by Donna Wilson in 1989. Wright's 198 led Arkansas back into the NCAA Tournament second round in 2001, and left her in striking distance for her senior season of the all-time leader, Amber Nicholas Shirey. For her final season, Wright not only took the career record early on, but she broke her own season mark to become the first woman to go over 200 in a season with 205 and close her career with 717.

SECOND TO ONE, BUT SECOND TO NONE

Hot Springs, Ark., native Shameka Christon finished her four-year career at Arkansas as the first woman to threaten the all-time scoring mark of Bettye Fiscus and ended up second all-time with 1,951 points. However, in many ways Christon was second to none in her Arkansas career with many firsts. Early in her career Christon became the first Razorback women's basketball player to represent the United States at the World Championships and the first to win a gold medal on the world stage. As a senior, she was the first Razorback named Associated Press All-America with her selection to the third team, surpassing Christy Smith's four times on the AP team, but as an honorable mention. Christon also became the first voted SEC Player of the Year (both coaches and AP), making her the second Razorback to take player of the year (Delmonica DeHorney in the SWC days). She closed out her time in Fayetteville by becoming the first Razorback taken as a first-round draft pick of the WNBA, going fifth overall to the New York Liberty. Christon added another first as the first Razorback to make an all-pro team as she was on the WNBA's Rookie Team in 2004.

IT WAS THE BEST OF TIMES… IT WAS THE WORST OF TIMES

Tom Collen returned as the head coach for the Arkansas women's basketball team in April 2007. Inheriting a team that had set the standard for best start to the first loss with a 15–1 run before setting the standard for futility with a 10–game losing streak, Collen had no expectations of another streak against a schedule including key road contests. After the first win in several years at Missouri, Arkansas came home to face Clemson –– the first ACC team in Walton Arena. Downing the Tigers, the Razorbacks faced the toughest test with NCAA participant Marquette in the finals of the Dartmouth tournament. Trailing by eight, Arkansas rallied for a two–point win. Riding a 14–game streak, the Razorbacks pummelled former SWC rival Texas Tech to close out the pre–conference schedule perfect. The 15–0 start broke the in–season winning streak of the 1990–91 SWC Championship team that set the school record for wins and percentage with a 28–4 finish. The 15 straight games also bested the 11–game run to close the 1998–99 and start the 1999–2000 season. Behind senior double–double averaging post player Lauren Ervin, Arkansas looked ready to vault its top 25 AP ranking back into the NCAA Tournament. Fate had different plans as Ervin tore her ACL in the SEC opener, ending her career as the second all–time double–double points–rebound player. The Razorbacks suffered several other injuries and stumbled to a 2–13 close.

HISTORIC CHANGES

On Jan. 1, 2008, the University of Arkansas brought together the men's and women's athletic departments. Starting with the new fiscal year in July 1, 2008, the women's sports teams dropped the usage of "Lady" and "Lady'Back" nicknames.

MORE CHANGES

The Razorbacks returned to the NCAA Tournament reaching the second round before elimination in 2011–12. The team that bumped them? New SEC member Texas A&M. Arkansas and the 12–member SEC began preparation for the addition of the Aggies and Missouri moving the SEC to 14 teams for the 2012–13 season.

FIRST–YEAR FUN

In April 2014, Arkansas welcomed its eighth head coach in program history with the hiring of former ESPN analyst Jimmy Dykes. In his first year, Dykes was handcuffed with just nine players on his roster and faced the daunting task of playing one of the nation's toughest (ranked sixth) schedules. What did the first–year coach and the Razorbacks do? They won 18 games, defeated three ranked opponents and reached the second round of the NCAA Tournament. Along the way, sophomore Jessica Jackson picked up All–SEC Second–Team honors and Dykes earned the respect of his peers and was named one of two finalists for the Spalding Maggie Dixon Division I Rookie Coach of the Year.

SECOND–YEAR SUCCESS

In Jimmy Dykes' second season, the Razorbacks started the conference schedule facing four ranked teams in its first five opponents – the only team in the Big Five Conferences to do so. Arkansas picked up three wins in home games against No. 13 Texas A&M, No. 13 Tennessee and No. 24 Missouri during that run. The Razorbacks finished with seven SEC wins, improving from six league wins in the previous season.

A NEW CHAPTER

University of Arkansas Vice Chancellor and Director of Athletics Jeff Long has announced the hiring of Mike Neighbors as the ninth coach in Arkansas women's basketball history on April 3. Neighbors returns to his alma mater after four seasons as the head coach at the University of Washington where he led the Huskies to their first–ever Final Four. "I am excited to welcome Coach Neighbors back to his home state and back to his alma mater the University of Arkansas," Long said. "It was vitally important to our search committee and to me that we attract someone who is entrenched in the women's game and someone who has demonstrated the ability to connect with our young women on and off the court. Mike Neighbors has spent his career teaching, coaching and mentoring young women dating back to his time as a high school coach in Arkansas. He is a member of an elite group of coaches who have taken a team to the Final Four and that is the kind of leader we need in the strongest conference in women's basketball. I know that Mike's energy and excitement about being a Razorback will inspire our student–athletes and our fans."

COMING HOME

The University of Arkansas welcomed home Mike Neighbors as the ninth coach in Arkansas women's basketball history on April 2, 2017. Neighbors returns to his alma mater after four seasons as the head coach at the University of Washington where he led the Huskies to their first–ever Final Four.

Neighbors guided Washington to four seasons of unprecedented success, highlighted by the 2016 NCAA Final Four and two NCAA Sweet 16 appearances. Named the program's head coach after two years as an assistant, Neighbors led the Huskies to a 98–41 record that was fueled by three consecutive 23–plus win seasons and included four postseason appearances (3 NCAA, 1 WNIT).

After two seasons on the Hill, Neighbors' program is beginning to pick up steam. He guided the Hogs to their first–ever SEC Tournament Final in his second year, including one of the best wins in program history, a 16–point comeback against No. 15 Texas A&M in the semifinal. The Hogs would not get a bid to the NCAA Tournament despite their stong finish, but did win two games in the WNIT.

30 GREATEST GAMES



#1A – ARKANSAS 77, #8 DUKE 72
March 23, 1998
A total team effort. Christy Smith fulfills the dream of every little girl–she must make the free throws to send Arkansas to the Final Four. Smith does not get to the line without Tennille Adams' offensive stick–back to put Arkansas ahead. Treva Christensen and Sytia Messer solidify their picks as All–West and West Region MVP. The game gives rise to two of the greatest moments in women's basketball history. The first came before the game. After a silent ride through the Oakland twilight, Gary Blair rose as the team bus halted. "Don't get off the bus if you don't expect to win," he said, then turned and left the bus. The second came after as Smith and Stancle fell to the floor at the end of the game. ESPN commentator Beth Mowens declared, "Do you believe in miracles?"

Texas coach Jody Conradt appears somber as Arkansas' Juliet Jackson exults Friday after the Lady Razorbacks snapped UT's 183-game winning streak against Southwest Conference opponents with an 82-77 victory in Austin. Jackson made six free throws down the stretch to seal the victory.

Associated Press

2-24-90

Arkansas snaps UT women's streak

From Special and Wire Reports

AUSTIN — The streak is over.

Box score, standings 12B

a 59-52 decision to Texas A&M on Jan. 23, 1978.

#1B–ARKANSAS 82, #6 TEXAS 77
February 23, 1990
The clipping above from the Dallas Morning News says it all. Senior Juliet Jackson's clutch free throws ice the first loss by UT to a SWC member–183 consecutive games. Delmonica DeHorney led Arkansas with 26 points, eight boards and four blocks. Jackson had 19 points and seven assists, and of course, was 7–of–8 at the line–4–of–4 in the closing minute. DeHorney was national player of the week after the game, but those that were there will tell you the best part was seeing The Drum bathed in white–not victory burnt orange–lights.

#2 | ARKANSAS 58, #15 TEXAS A&M 51
MARCH 9, 2019
Arkansas punched its ticket to its first–ever SEC Championship game with one of the greatest comebacks in the history of the program, using a 17–0 burst to top No. 15 Texas A&M in the SEC Tournament Semifinal. Chelsea Dungee (17 points) Jailyn Mason (15 points) and Alexis Tolefree (11 points) led the way out of what was once a 16–point hole, while nine fourth–quarter turnovers forced was enough to get the Hogs into the SEC Final.

#3–#22 ARKANSAS 82, #2 LSU 72
January 19, 2003
The largest regular season crowd in school history (11,486) and ESPN watched as Arkansas won the first top 10 vs. top 10 game in school history. Arkansas' "Big Three" of Shameka Christon (25 points, 7 boards), India Lewis (19 points) and Dana Cherry (13 points, 12 rebounds) were joined with SEC all–freshman Ruby Vaden (13 points, 7 boards) as the Razorbacks dominated the second–ranked Tigers. LSU threatened late, but the comeback only served to add to the instant classic status of the game. Along with mark the best start in SEC play to date, LSU became the highest–ranked team to lose to Arkansas.

#4–ARKANSAS 72, #9 TENNESSEE 71 (OT)
February 23, 2012
Sarah Watkins hit a layup with eight seconds on the clock forcing overtime with the game tied at 62, and Lyndsay Harris hit two in overtime giving Arkansas a 72–71 win in overtime over No. 9/11 Tennessee in Knoxville, Tenn. The Razorbacks hit the final four points and held Tennessee scoreless late for the win. Harris paced Arkansas with 20 points and Watkins had 18. Senior C'eira Ricketts added 16 in the win.

#5–#22 ARKANSAS 81, #7 GEORGIA 70
March 18, 1990
Considered for years one of the top 10 upsets in NCAA women's tournament history, Arkansas goes to Athens, Ga., to stun the Lady Bulldogs behind 30 points from Juliet Jackson. Georgia's strategy was to shut down Delmonica DeHorney and Blair Savage inside and isolate Amber Nicholas outside. They dared Jackson to beat them, and she did by raining down 12–of–19 from the perimeter.

#6–ARKANSAS 67, WISCONSIN 64
March 23, 1999
Don't try to tell the WNIT record crowd of 14,163 fans at Walton Arena that this was the game for 65th in the country. The back–and–forth battle with the Badgers was befitting any championship. Seniors Kamara Stancle and sophomore Wendi Willits score 15 each as the team wins one for Sytia Messer's mom who passed away 24 hours before the game.



#7–#22 ARKANSAS 77, #6 TENNESSEE 75
December 29, 1996
The Razorbacks make national headlines with their first–ever win over Tennessee. Sytia Messer holds Chamique Holdsclaw to a single field goal and only 7 points while Christy Smith and Kimberly Wilson go off for 21 points each. Wilson jumped on UT early, hitting her first three treys and giving Arkansas a 19–11 advantage. Defense was the difference as four turnovers keyed a 13–0 run by Arkansas, capped by a three–pointer by Sytia Messer for a 48–36 lead. Tennessee did not go away, rallying to within a point, 76–75, with :56 to play. The Lady Vols had one last chance to win the game, but missed an inside shot. Karen Jones pulled down the rebound of her life and was fouled by Tennessee. Jones' free throw in the final seconds gave Arkansas its final margin of victory.

#7A | ARKANSAS 74, #7 SOUTH CAROLINA 46
January 27, 2002

#7B | ARKANSAS 67 – #8 VANDERBILT 57
January 31, 2002
A combination entry because they are the first time that Arkansas defeated consecutive top 10 teams at Fayetteville, and because of the circumstances around the games. The Razorbacks stumbled at USC only three weeks earlier, 91–66, and thanks to some humbling early games were 1–6 to open SEC play. Not only did Arkansas turn the season around, it did it in convincing fashion. Forcing 26 turnovers, India Lewis and Dana Cherry had 17 each as UA meted out its worst beating of a ranked team during the regular season on USC. Four days later, Shameka Christon poured in 21 to lead Arkansas past Vanderbilt as the Razorbacks controlled the game start to finish.

30 GREATEST GAMES



#8–#1 TEXAS 71, ARKANSAS 70
February 18, 1984
The Texas win that wasn't. Arkansas scrapped with the top team in the nation, and got the opportunity of a lifetime with the ball and the clock running out at Barnhill Arena. Senior Amanda Holley's baseline jumper hangs in the air, hits the bucket, rolls around the rim and falls out as the horn sounds. The Razorbacks will have three more close calls with their arch–rivals, but a basketball generation will pass before Texas falls in 1990.

#9–#22 ARKANSAS 90, UCLA 80 (OT)
March 14, 1990
Perhaps the most exciting overtime game in Arkansas history, the Razorbacks come back from a 10–point deficit late in the game to tie the contest and send it into overtime. Led by All–America candidate Rehema Stephens, UCLA had five players in double figures but the Bruins ran out of gas in the extra five minutes as Amber Nicholas (22 points) and Blair Savage (21 points) lead a 15–5 overtime run. Not only a memorable game, it was the first–ever win by Arkansas in the NCAA tournament and the first–ever NCAA tournament game hosted by Arkansas.

#10–ARKANSAS 79, KANSAS 63
March 21, 1998
The Cinderella story comes to life as Arkansas holds All–American Lynn Pride of Kansas scoreless to rally from a 32–28 halftime deficit. Sytia Messer leads the charge with a 17–point second half effort as Arkansas dominates KU, 51–31, in the final 20 minutes. After shooting only 36 in the first half, UA blisters the Jayhawks for 63 in the second.

#11–#6 TEXAS 101, ARKANSAS 99
March 11, 1989
Quite simply, Southwest Conference fans say this may be the greatest championship game ever played–men or women–at the SWC Classic. The first–ever women's basketball game at Reunion Arena did not disappoint as the two teams produced near–flawless games. Each committed a season–low eight turnovers, and the 200 points scored were school records for combined score for both. Trailing 51–46 at halftime, Arkansas responded with 52.8 from the field led by a career game by Lisa Martin with 31 points. Four of Arkansas' starters were in double digits as Shelly Wallace added 20 points and 15 boards. Clarissa Davis saved the day with 36 for Texas.

#12–ARKANSAS 78, #10 FLORIDA 69
March 2, 2001
Arkansas rode a 10–game losing streak to the Gators into the second round of the SEC Tournament, but freshman Shameka Christon had 22 points, 11 rebounds and four stitches as the Lady'Backs jumped on Florida early. Arkansas led by as many as 20 before Christon departed the game with a busted lip. She returned, but not before Florida closed to within seven. Behind 22 from Wendi Willits and 10 from Lonniya Bragg, Arkansas went on a 7–0 run late to advance to the SEC Tournament semifinals for the first time in school history.

#13–#18 ARKANSAS 73, #8 VANDY 71 (OT)
February 19, 1995
Kelly Johnson said she had never hit a game–winner at the buzzer in her life. She didn't get the chance to do so again in her career, but when Christy Smith laced the pass down low to Johnson, she buried the 15–foot baseline jumper as time expired to give Arkansas its first–ever win over Vandy. The photo, above, of Johnson's shot has become one of the most requested classic images in women's basketball history.

#14 - ARKANSAS 80, MISSISSIPPI ST. 73
March 4, 2005
Midway through the first half of Arkansas' opening game at the SEC Tournament, Susie Gardner's team looked headed for a blowout trailing by 17 points with 4:01 left in the first. Trimming the deficit to 11 at half, Arkansas held MSU scoreless almost four minutes to start the second and soon pulled within striking distance. A trio of sophomores led by Sarah Pfeifer were in double–digits to give Arkansas an eight–point lead with just under four minutes to play, a 25–point swing from the same point in the first half.

#15–ARKANSAS 66, #23 SMSU 63
December 29, 1993
There are few things better than beating a rival, and even better when it comes unexpectedly. First–year head coach Gary Blair drew up the play for his freshman three–point sharpshooter Kimberly Wilson. With seconds left, Wilson calmly stroked the winning shot, breaking an unprecedented two–year losing streak to SMS. Wilson became the Bear stalker, posting a 4–0 career mark with SMS.

#15–CALIFORNIA 66, ARKANSAS 62
March 21, 1982
Arkansas' first appearance at a national tournament almost became its first win. The host Golden Bears hold off a pesky Arkansas team in the opening round of the 1982 AIAW Championships. Tied 29–29 at halftime, turnovers and fouls are the undoing of Arkansas. The Razorbacks had 31 turnovers–11 more than Cal–and leading scorer Bettye Fiscus fouls out with 17 points. Kim Bunge also has 17 points, but with four fouls.

#17–ARKANSAS 73, OLE MISS 72
January 2, 1993
The first major victory in the SEC as the former SWC Champion defeats the defending SEC Champion Lady Rebels. Shea Henderson is the star of the day as the Star City guard drives down the lane in the closing seconds to hit the game winner.

#18–ARKANSAS 97, OU 93 (OT)
March 14, 1999
Fort Cobb, Okla., product Wendi Willits takes over the Border War between UA and OU. The second round Women's NIT match–up is a toe–to–toe physical battle. In the midst of a record–setting season of three–point shooting, Willits scores a career–high 35 points to lead Arkansas into the quarterfinals.

#19–#6 VANDERBILT 81, ARKANSAS 78
March 9, 2002
Shameka Christon had the greatest game at the University of Arkansas in over a generation, but her 40 points in 37 minutes played was not enough to overcome Vanderbilt at the Gaylord Entertainment Center in Nashville for the SEC Tournament semifinals. At the start of the second half, it looked like there wouldn't be much drama as Vandy extended its 44–26 halftime lead to 22–points, 52–30, with 17 minutes left. Then Christon took over, scoring a school record 28 points for a half. Arkansas cut the lead to one, 79–78, with 22 seconds left. Missed VU throws gave Arkansas the last shot, but with nine seconds to play Christon was called for a charge that allowed Vandy to shoot free throws for the final score.

#20–ARKANSAS 52, #20 VANDY 51 (OT)
January 8, 2006
Another Commodore OT heartache, but this one came in one of the most dramatic fashions as sophomore Brittney Vaughn sank the longest buzzer–beating shot in Walton Arena history to send this contest into OT. One of only three known end of the period half–court shots, Vaughn's 47–footer is the only one to close regulation. Vaughn was scoreless for 39:30, but her driving reverse layup trimmed the Vandy lead to three, 46–43, to set the stage for her game–tying heave. The night proved "vaughn–derful" as her sister Rochelle scored a career–high tying 22 points, including a pair of free throws with 13 seconds left in the overtime period to ice the victory for Arkansas.

#21–ARKANSAS 82, #17 PSU 78
January 9, 1999



In its first appearance on CBS, Arkansas does not disappoint. Karyn Karlin dominated the Lady Lions in the paint, scoring 18 points almost at will as Arkansas built a 15–point lead with eight minutes to play. Penn State rallied, and with two minutes left led by two points. Wendi Willits to the rescue with a 21–footer to put Arkansas back up by one, then a steal on the ensuing PSU possession that lead to a pair of free throws. The 5–0 Willits run put Arkansas up by three with 50 seconds to play.

#22–ARKANSAS 45, #24 KENTUCKY 43
January 23, 1993
Undoubtedly the quirkiest win in Arkansas history. The Wildcats were returning to the top 25 for the first time in years, but the Razorbacks made sure the stay was short. It was an improbable win as Arkansas rode a five–game losing streak and was in jeopardy of losing three straight at home for the first time in school history. Defense was the key as Arkansas not only got the win, but did it in record–setting fashion. This was only the second game in Arkansas history in which no one was in double figures, and remains the only time Arkansas has won without a double–digit scorer. Shea Henderson led the team with nine points. Barnhill Arena and one of the Women's Athletics Department's W.A.R. (women's attendance record) promotions share credit for the win. At 5,391, it ranked as the fourth largest crowd to watch the Razorbacks in Barnhill Arena.

#23–ARKANSAS 71, #16 GEORGIA 63
February 8, 2004
Arkansas rode a three–game home losing streak for only the second time in school history into an ESPN game with #16 Georgia, but Susie Gardner continued her coaching mojo against her alma mater as the Razorbacks controlled the close game from start to finish. With only eight players on the bench due to injuries, UA was led by Shameka Christon with 28 points, a double–double from Rochelle Vaughn with 11 points and 12 assists and a near–double of 14 points and 9 rebounds from Kristin Moore.

#24–ARKANSAS 59, ALABAMA 58
February 2, 2003
India Lewis was known for her three–point shooting, but in her career at Arkansas she had not hit a game–winner until this afternoon in Tuscaloosa. Arkansas struggled most of the game, no player more than Lewis who entered the final seconds 0–for–7 from the field. Down by two, Lewis took the ball to her right, feinted a drive then stepped back for a fall–away 22–footer as the horn sounded. The win proved a turning point for the conference season, ending a three–game losing streak.

#26–ARKANSAS 79, OKLAHOMA ST. 70
February 16, 1982
Coach Matilda Willis called it her "Champagne Game" in the pregame press, but Oklahoma State was not so willing to give up Arkansas' first–ever 20–win season easily. It looked easy with a 43–29 lead at half, but the Cowgirls cut the spread to three, 69–66, with 3:17 to play. In turn, Bettye Fiscus, Connie Fitzgerald and Erma Greer stepped up with key buckets to pull away from OSU. For the game, Fiscus had 27, followed by Kim Bunge with 14 and Amanda Holley with 12 points and 10 rebounds.

#27–– ARKANSAS 68, KSU 53
January 2, 1982
The first win for Arkansas over a top 20 ranked team. Bettye Fiscus and Amanda Holley turn in double–double games–Fiscus an amazing 20 points with 18 rebounds and Holley 12 points with 11 rebounds. Cheryl Orcholski shares top scoring honors with 20 points of her own.

#28–ARKANSAS 77, #25 ALABAMA 73
February 18, 1999
Arkansas had its Senior Day one game too late but the Razorbacks scored their first win ever at Coleman Coliseum with a 77–73 upset of 25th–ranked Alabama. Senior Sytia Messer scored a season high 21 points and senior Tennille Adams came off the bench for her second career double–double with 11 points and 10 rebounds. Alabama led by eight at halftime, but the lead wasn't enough to hold off Arkansas. The Razorbacks outscored Bama, 45–33, in the second half. Alabama crept back to within one, but freshman Amy Wright responded with a three–pointer to make it a four–point bulge, 71–67.

#29–#14 ARKANSAS 76, #20 TEXAS 61
January 8, 1991

The rematch with Texas is more bust than dust–up as Delmonica DeHorney dominates the lane again and Amber Nicholas pours in the assists and outside shots. Arkansas controlled the game from tip to final horn. The win proves the victory previous year at Austin was not a fluke, and with Arkansas headed out of the SWC, this proves to be the only win over Texas at Barnhill Arena in school history. It results in the largest crowd at Barnhill Arena for a women's basketball game–6,819 fans. When Bud Walton Arena opens, this figure is eclipsed by the growth of women's basketball popularity thanks to the SEC.

#30–ARKANSAS 83, #11 IOWA 57
November 23, 1997
The Reebok Classic at the Fleet Center in Boston, Mass., was the scene of a mugging as Arkansas shredded the 11th–ranked Hawkeyes. Kamara Stancle scored 21 points in only her second game at Arkansas after transferring from Conners State JC. The Razorbacks defense forced 22 turnovers as Arkansas outrebounded the much taller Hawkeyes, 39–22. Tennille Adams picked up her first double–double of her career with 13 points and 11 rebounds. Leading 38–29 at half, the Razorbacks crushed Iowa with a 13–0 run early in the second half and held the Hawkeyes scoreless for 4:43.

Honorable Mention
ARKANSAS 78, CLEMSON 68
March 15, 2002
A game in the books as much for an individual as the team as Shameka Christon scores 36 points in 33 minutes to lead the Razorbacks in the NCAA first round. The loss was the first ever for Clemson under Jim Davies in the first round, and Christon's 36–made more dramatic by an early first half injury that sidelined her for seven minutes–gave the sophomore the second most points scored in consecutive games (see Game #18) in school history.

EXHIBITION GAMES

During the 1980s, teams were allowed to practice away from campus, and Arkansas took full advantage of the rule to play numerous Red–White games across the state. Most of these were played in the former gyms of star Razorbacks, or near home towns of players like Tracy Webb (Batesville) or Bettye Fiscus (Wynne).

The Razorbacks played their first exhibition game in 1984 at the start of the NCAA era against a Korean touring team sponsored by Kolon.

Arkansas stepped up the quality of its exhibition opponent with national teams during the late 1980s, and went on the road to central Arkansas with a pair of games at the former high schools of current Razorbacks. The NCAA changed rules regarding off–campus games in the early 1990s, and all exhibition games returned to Fayetteville.

Twice Arkansas faced Olympic teams. The Razorbacks defeated the Spanish Olympians in 1990, but the most memorable game was against USA Basketball's National Team in 1995. The core of the gold medal 1996 Atlanta Games team thumped the Razorbacks, but it was a once–in–a–lifetime chance to be a part of the special collegiate tour. Among the notables taking the floor were Lisa Leslie, Rebecca Lobo, Sheryl Swoops, Dawn Staley and Jennifer Azzi. It also is the only exhibition game ever played during the regular season –– Dec. 12 –– and made 1995 the only season with three exhibition games.

Until the late 1990s, most of the teams Arkansas faced were high–quality semi–pro teams from around the world, with the exception of the U.S.–based Athletes in Action. AIA made Fayetteville a regular stop on its women's collegiate tour, and the Crusaders remain the team with the most games against Arkansas (8).

The quality of competition from overseas declined at the end of the 1990s, with some teams traveling junior squads filled with high school–aged players. The resulting blowouts, combined with the emergence of regional teams of American former collegians such as Everyone's Internet, saw a decline of the foreign exhibition games that hit bottom with the events of 9/11 in 2001.

However, the greatest change in the exhibition game came in 2004 as the NCAA allowed Division I members to schedule non–Division I college teams as exhibition opponents. While a regular practice during the AIAW era, Arkansas played a non–Division I college with its two exhibition games scheduled for November 2005, taking on nearby Division II members Missouri Southern of Joplin and Cameron University from Lawton, Okla. This marks the first game against a lower division US collegiate team in over two decades (School of the Ozarks on Dec. 11, 2004).

Arkansas has existing series records with the new exhibition opponents, but new games against non–Division I teams will not count against those series marks.

EXHIBITION GAME RESULTS

DATE	OPPONENT	RESULT	ATTEND.
10/29/18	Southwest Baptist	UA 115–53	1058
11/1/18	East Central University	UA 101–46	900
11/2/17	Northeastern State	UA 82–74	1200
11/3/16	Oklahoma Baptist	UA 79–32	1238
11/8/15	Missouri Southern	UA 73–52	1701
11/9/14	Northeastern State	UA 65–32	1021
11/3/13	Missouri Southern	UA 70–61	661
11/4/12	Rogers State	UA 69–40	1342
11/2/11	Newman University	UA 63–35	1184
11/3/10	Missouri Southern	UA 80–58	1219
10/23/09		Northeastern State	UA
55–48	1315		
11/5/08	Rogers State	UA 74–58	1249
11/4/07	Missouri Southern	UA 52–47	1118
11/4/06	Missouri Southern	UA 78–48	1038
11/6/05	Cameron	UA 81–65	586
11/11/05		Missouri Southern	UA
85–59	655		
11/5/04	Everyone's Internet	EV1 80–77	633
11/11/04		Athletes in Action	AIA
62–57	669		
11/17/03		Premier Players	PP
86–74	1103		
11/11/03		Everyone's Internet	UA
70–65	1114		
11/19/02		Athletes in Action	UA
86–76	1381		
11/14/02		Premier Players	UA
63–59	1598		
11/11/01		Athletes in Action	UA
79–74	1513		
11/7/01	Spartak–Moscow	UA 109–52	1435
11/14/00		Athletes in Action	UA
73–50	1828		
11/8/00	Australian Institute of Sport	UA 94–76	1248
11/17/99		Athletes in Action	AIA
65–54	2753		
11/6/99	Norrkoping (Sweden)	UA 109–69	NA
11/5/98	Athletes in Action	UA 82–63	1296
11/8/98	Myjava (Slovakia)	UA 87–77	1602
11/8/97	Australia–Victoria	UA 84–75	2645
11/19/97		Athletes in Action	AIA
70–65	2149		
11/10/96		Spartak–Moscow	UA
78–55	2035		
12/12/95		U.S. National Team	USA
101–53	NA		
11/12/95		Slovak National Team	UA
80–46	2756		
11/5/94	Athletes in Action	UA 78–72	1401
11/16/94		DKSK Miskolc (Hungary)	
DKSK 93–88		1525	
11/16/93		Levski Total (Bulgaria)	UA
83–81	1342		
11/28/92		Cassovia Kosice (Czechoslova–	
kia)	UA 82–73	1500	
11/10/91		Auckland (New Zealand)!	
UA 81–80	637		
11/16/91		Athletes in Action	AIA
77–62	1252		
11/10/90		Spanish Olympic Team*	SP
62–59	1260		
11/8/89	Australian National Team*	AUS 78–70	NA
11/22/88		Hungarian National Team	
UA 83–81	358		
11/18/87		Australian National Team	
AUS 82–56	NA		
11/11/86		Mexican National Team	UA
101–68	431		
11/6/84	Kolon (Korea)	UA 86–69	575

! || Benton, Ark. || * –– Bryant, Ark.

ARKANSAS TEAM RECORDS

Most Points ----------115 vs. Southwest Baptist (10/29/18)
Largest Margin -------- 62 vs. Southwest Baptist (10/29/18)
*FG Made ---------- 40 vs. Southwest Baptist (10/29/18)
*FG Attempted ---------- 94 vs. Cameron (11/6/05)
Best FG Pct. ---------- .623, vs. Mexico (11/11/86)
*3–Pointers Made --- 13 vs. East Central University (11/1/18)
*3–Pointers Attempted 30 vs. East Central University (11/1/18)
Best 3P Pct. .433 (9–30) vs. East Central University (11/1/18)
*FTs Made ---------- 25 vs. Missouri Southern (11/11/05)
*FTs Attempted ------- 35 vs. Missouri Southern (11/11/05)
Best FT Pct. ---------- .833, vs. Mexico (11/11/86)
Most Rebounds--------- 67, vs. Spartak–Moscow (11/7/01)
*Offensive ---------- 25 vs. Cameron (11/6/05)
*Defensive------ 41 vs. East Central University (11/1/18)
Most Assists ---------- 24, vs. Norrkoping (11/6/99)
Most Steals ------- 20, vs. Cameron (11/6/05); Rogers State (11/4/12)
Most Turnovers ---------- 31, vs. Australia (11/18/87)
*Fewest Turnovers ------ 9 vs. Northeastern State (11/2/17)
9 vs. Northeastern State (11/9/14)
Most Blocks ---------- 11, vs. Missouri Southern (11/8/15)

OPPONENT TEAM RECORDS

Most Points ---------- 101, USA National (12/12/95)
Most Rebounds---------- 51, Athletes in Action (11/16/91)
Most Assists ---------- 27, USA National (12/12/95)
Best FG Pct. ---------- .564, AIA (11/16/91)
Best 3P Pct. ---------- .583, DKSK Miskolc (11/16/94)
Best FT Pct. ---------- .909, Levski Total (11/16/93)
Most Steals ---------- 19, USA National (12/12/95)
Most Turnovers ---------- 40, Cameron (11/6/05)
Most Blocked Shots -------- 7, Spartak–Moscow (11/10/96)

ARKANSAS INDIVIDUAL RECORDS

Most Points ----- 32, Juliet Jackson, vs. Australia (11/18/89)
*FG Made -- 11, Devin Cosper vs. Northeastern State (11/2/17)
11, A'Tyanna Gaulden vs. Southwest Baptist (10/29/18)
*FG Att. ----- 23, Devin Cosper vs. Northeastern St. (11/2/17)
Best FG (Min. 10 att.) -------- .714 (10–14), Kelly Johnson, vs. AIA (11/5/94)
(Min. 5 att.) 1.000
(6–6) Lanell Dawson vs. Mexico (11/11/86)
(5–5) Kiara Williams vs. East Central University (11/1/18)
*3–P FGM --- 6, Devin Cosper vs. Northeastern State (11/2/17)
*3–P FGA -- 10, Devin Cosper vs. Northeastern State (11/2/17)
Best 3P (Min. 10 att.) ---------- .600 (6–10) Wendi Willits vs. Norrkoping (11/6/99)
*FTs Made --- 8, McKenzie Adams, Missouri Southern (11/3/13)
*FTs Att. --- 10, Devin Cosper vs. Northeastern State (11/2/17)
10, McKenzie Adams, Missouri Southern (11/3/13)
10, Brittney Vaughn, Missouri Southern (11/4/07)
Best FT Pct. (Min. 5 att.) ---------- 1.000
5–5, Kiara Williams vs. East Central University (11/1/18)
Most Rebounds--- 16, Shelly Wallace, vs. Hungary (11/22/88)
*Offensive --- 6, Sarah Watkins vs. Mo. Southern (11/3/10)
6, Rochelle Vaughn, Missouri Southern (11/11/05
*Defensive------ 10, Ashley Daniels, NE State (11/23/09)
Most Assists – 11, Calli Berna, vs. Missouri Southern (11/3/13)
Most Steals – 7, Brittney Vaughn vs. Missouri Southern (11/4/06)
Most Turnovers ----- 9, Blair Savage, vs. Spanish (11/10/90)
Most Blocked Shots – 4, Stephanie Bloomer, vs. AIA (11/16/91);
Kelsey Brooks, vs. Northeastern State (11/9/15);
Jessica Jackson vs. Missouri Southern (11/8/15)
*Stats only recorded versus other NCAA Teams

VERSUS OPPONENTS

All Exhibition Games	UA leads 36–11
Other NCAA Teams	UA leads 16–0
National Teams	Nationals lead 4–3
Foreign Club Teams	UA leads 8–1
Athletes in Action	UA leads 5–3
Australian Teams	Tied at 2–2
Slovak Teams	UA leads 2–0
Hungarian Teams	Tied at 1–1
European Teams	UA leads 9–1
Pacific Rim Teams	UA leads 4–2
All U.S. Teams	UA leads 12–6
Longest Winning Streak	16 games (2005–present)
100+ Points	6–0
90–99 Points	2–0
80+ Points 16–0	

SEC TOURNAMENT RECORDS

SEC TOURNAMENT HISTORY

Beginning with its inception on Feb. 7, 1980, and through 1986, the tournament was held at campus sites. The tournament was then sent to Albany, Ga., which served as the site for six years from 1987–92. The tournament then moved to Chattanooga, Tenn., where it was held from 1993–2000, with the exception of 1998 when the tournament moved to Columbus, Ga.

Since 2001, the tournament has enjoyed many new sites, including Memphis, Nashville, North Little Rock, Ark., Greenville, S.C and Duluth, Ga.

SEC TOURNAMENT FACT

The SEC was the first conference ever to televise every game of its post-season Women's Basketball Tournament.

SEC TOURNAMENT CHANGES

The 2012–13 season marked the second time in SEC history the Women's Basketball Tournament underwent a format change. The tournament, which had been a four-day event featuring 12 teams since 1992, expanded to 14 teams, adding an extra day of competition. The addition of a day to the tournament will feature two additional contests played on Wednesday. Seeds 11 through 14 will compete in the opening games of the bracket, with the rest of the event continuing on Thursday.

PREVIOUS SEC WOMEN'S BASKETBALL TOURNAMENT SITES:

Fourteen cities have hosted: Albany, Ga. (1987–1992); Athens, Ga. (1984, 1986); Baton Rouge, La. (1981); Chattanooga, Tenn. (1993–1997, 1999–2000); Columbus, Ga. (1998); Duluth, Ga. (2007, 2010, 2013, 2014); Greenville, S.C. (2005, 2017); Jacksonville, Fla. (2016); Knoxville, Tenn. (1980, 1983); Lexington, Ky. (1982); Oxford, Miss. (1985); Memphis, Tenn. (2001); Nashville, Tenn. (2002, 2004, 2008,

SEC TOURNAMENT RESULTS

1992 (Albany, Ga.) 11 Seed
First round l. Kentucky, 79–63

1993 (Chattanooga, Tenn.) 10 Seed
First round l. Georgia, 84–73

1994 (Chattanooga, Tenn.) 9 Seed
First round l. Georgia, 84–62

1995 (Chattanooga, Tenn.) 5 Seed
First round d. South Carolina, 80–70
Second round l. #16 Alabama, 86–72

1996 (Chattanooga, Tenn.) 10 Seed
First round l. Ole Miss, 76–73

1997 (Chattanooga, Tenn.) 7 Seed
First round d. Kentucky, 71–60
Second round l. #7 Alabama, 85–63

1998 (Columbus, Ga.) 7 Seed
First round d. Auburn, 59–43
Second round l. #10 Florida, 63–49

1999 (Chattanooga, Tenn.) 11 Seed
First round l. Mississippi State, 79–70

2000 (Chattanooga, Tenn.) 10 Seed
First round l. Florida, 96–86

2001 (Memphis, Tenn.) 7 Seed
First round d. Mississippi State, 94–76
Second round d. #10 Florida, 78–69
Semifinals l. #6 Georgia, 63–44

2002 (Nashville, Tenn.) 7 Seed
First round d. Ole Miss, 78–68
Second round d. #12 South Carolina,79–61
Semifinals l. #6 Vanderbilt, 81–78

2003 (Little Rock, Ark.) 7 Seed
First round d. Alabama, 53–48
Second round l. #6 LSU 78–72

2004 (Nashville, Tenn.) 9 Seed
First round l. Mississippi State, 79–74

2005 (Greenville, S.C.) 11 Seed
First round d. Mississippi State, 80–73
Second round l. #20 Vanderbilt, 79–60

2006 (Little Rock, Ark.) 9 Seed
First round l. Ole Miss, 94–64

2007 (Duluth, Ga.) 10 Seed
First round l. Kentucky, 72–57

2008 (Nashville, Tenn.) 11 Seed
First round l. Auburn, 73–51

2009 (Little Rock, Ark.) 8 Seed
First round l. Ole Miss, 65–60

2010 (Duluth, Ga.) 12 Seed
First round l. Vanderbilt, 65–64 OT

2011 (Nashville, Tenn.) 9 Seed
First round l. Florida, 68–59

2012 (Nashville, Tenn.) 5 Seed
First round d. Ole Miss, 67–47
Second round l. LSU, 41–40

2013 (Duluth, Ga.) 8 Seed
First round bye
Second round l. Florida, 64–59 OT

2014 (Duluth, Ga.) 11 Seed
First round l. Ole Miss, 62–63

2015 (Little Rock, Ark.) 9 Seed
First round bye
Second round d. Ole Miss, 72–61
Quarterfinals l. #3 South Carolina, 36–58

2016 (Jacksonville, Fla.) 10 Seed
First round bye
Second round l. Tennessee, 68–51

2017 (Jacksonville, Fla.) 10 Seed
First round l. Florida, 71–61

2018 (Nashville, Tenn.) 13 Seed
First round d. Vanderbilt, 88–76
Second round l. #15 Texas A&M, 82–52

2019 (Greenville, SC) 10 Seed
First round bye
Second round d. Georgia, 86–76
Quarterfinals d. #12 South Carolina, 95–89
Semifinals d. #17 Texas A&M, 58–51
Finals l. #5 Mississippi State, 101–70

MISCELLANEOUS

Ole Miss	3–4
Florida	1–5
Mississippi State	2–3
South Carolina	3–1
Vanderbilt	1–3
Alabama	1–2
Kentucky	1–2
Georgia	1–3
Auburn	1–1
LSU	0–2
Tennessee	0–1
Texas A&M	1–1
Missouri	0–0
Total	15–28

SEC TOURNAMENT RECORDS

INDIVIDUAL
Points: 40, Shameka Christon (vs. Vandy, 3/2/02)
Points by Opponent: 44, LaToya Thomas, MSU (3/1/01)
Field Goals: 16, Shameka Christon (vs. Vandy, 3/2/02)
Field Goal Att.: 23, Shameka Christon (vs. LSU, 3/7/03 & vs. Vandy, 3/2/02)
Field Goal Pct.: .696, (16–23) Shameka Christon (vs. Vandy, 3/2/02)
Three–Point Goals: 6, Lyndsay Harris (vs. Florida, 3/3/11)
Three–Point Att.: 13, Kimberly Wilson (vs. Georgia, 3/4/94)
Three–Point Pct.: .750 (3–4), Lyndsay Harris (Ole Miss, 3/1/12)
Free Throws: 13, Chelsea Dungee (vs. #12 South Carolina, 3/8/19)
Free Throw Att.: 13 Chelsea Dungee (vs. #12 South Carolina, 3/8/19)
Free Throw Pct (min 10 att).: 1.000 (10–10), Christy Smith (vs. AL, 3/4/95);
13–13 Chelsea Dungee (vs. #12 South Carolina, 3/8/19)
Rebounds: 12, Kristin Moore (vs. MSU, 3/4/04); Celia Anderson (MSU, 3/1/01); Karen Jones (UK, 2/28/97); Ashley Daniels (vs. LSU 3/2/12); Melissa Wolff (UT, 3/3/16)
Rebounds by Opponent: 19, Jennifer Humphrey, Ky. (3/1/07)
Assists: 12, Amy Wright (vs. Miss. State, 3/1/01)
Blocked Shots: 4, Lauren Ervin (vs. Kentucky, 3/1/07)
Turnovers: 7, Brittney Vaughn (vs. Kentucky, 3/1/07)
Steals: 6, Shea Henderson (vs. Georgia, 3/4/94); C'eira Ricketts (vs. Florida, 3/3/11)
Minutes Played: 45 Charity Ford (vs. Vandy, 3/4/10–OT)
40, Christy Smith (vs. USC, 3/3/95 and vs. Bama, 3/4/95); Dominique Washington (vs Kentucky, 3/1/07); Calli Berna (vs. Florida, 3/7/13); Calli Berna (vs. Ole Miss, 3/5/14); Calli Berna (vs. #3/3 South Carolina, 3–6–15); Calli Berna (vs. Ole Miss, 3–5–15); Kelsey Brooks (vs. #3/3 South Carolina, 3–6–15); Jailyn Mason (Vanderbilt, 2–28–18)

TEAM
Points
Game, High: 95 vs. #12 South Carolina, 3/8/19
Game, Low: 36, vs. #3/3 South Carolina, 3/6/15
Opponent High: 101, #5 Mississippi State, 3/10/19
Half, High: (2nd) 52 vs. VU, 3/2/02; vs. MSU, 3/1/01; vs. #12 South Carolina, 3/8/19
(1st) 48 vs. Florida, 3/2/00; (1st) 48 vs. Georgia, 3/7/19
Half, Low: 13 (1st) vs. Georgia, 3/3/01
Field Goals
High: 39 vs. Miss. State, 3/1/01
Low: 11, vs. #3/3 South Carolina, 3/6/15
Field Goal Attempts
High: 81 vs No. 15 Texas A&M, 3–1–18; 81 vs. Ole Miss, 3/2/06
Low: 41, vs. #3/3 South Carolina, 3/6/15
Field Goal Percentage
High: .56.1 (32–57) vs. Georgia, 3/7/19
Low: .13 (11–57), vs. #3/3 South Carolina, 3/6/15
Opponent, High: .750 by Georgia, 3/5/93
Opponent, Low: .308 by Auburn, 2/27/98
Three–Point Goals
High: 12 vs. Vanderbilt, 3/1/18
Low: 1 vs. Florida, 2/28/98
Three–Point Attempts
High: 33 vs. Vanderbilt, 3/1/18
Low: 8 vs. Kentucky, 3/1/07; LSU, 3/7/03
Three–Point Percentage
High: .500 (9–18), vs. Ole Miss, 3/2/12
.500 (11–22), (vs. #12 South Carolina, 3/8/19)
Low: .070 vs. Florida, 2/27/98
Opponent, High: .750 by Georgia, 3/5/93
Opponent, Low: .100 (1–10), Ole Miss, 3/5/14
Free Throws
High: 29 vs. USC, 3/3/95
Low: 3 vs. Florida, 3/7/13
Free Throw Attempts
High: 35 vs. Ole Miss, 3/5/15
Low: 6 vs. Kentucky, 3/1/07; vs. Florida, 3/7/13
Free Throw Percentage
High: .889 vs. Miss. State, 3/1/01
Low: .556 vs. Kentucky, 3/6/92; Ole Miss, 3/5/14)
Opponent, High: 1.000 by USC, 3/3/95
Opponent, Low: 45.5 (5–11) Georgia, 3/7/19
Rebounds
Rebounds, High: 49 vs. Ole Miss, 3/2/06
Rebounds, Low: 20 vs. Auburn, 3/6/08
Offensive, High: 18 vs. Ole Miss, 3/2/06
Offensive, Low: 6 vs. Florida, 3/7/13
Defensive, High: 31, Ole Miss, 3/2/06
Defensive, Low: 12 vs. Florida, 3/2/00
Opponent, High: 63, No. 15 Texas A&M, 3/1/18
Opponent, Low: 26, by Miss. State, 3/4/04
Assists
High: 25 vs. Vanderbilt, 2/28/18
Low: 5, vs. LSU, 3/2/12
Blocked Shots
High: 8 vs. Kentucky, 3/1/07
Low: 0 vs. Florida, 3/2/00; vs. LSU, 3/2/12
Steals
High: 13 vs. Kentucky, 3/6/92
Low: 3 vs. Ole Miss, 3/1/96; UT, 3/3/16
Turnovers
High: 22 vs. Miss. State, 3/4/04
Low: 4 vs. Vanderbilt, 3/2/02
Personal Fouls
High: 27 vs. Kentucky, 3/6/92
Low: 11 vs. USC, 3/3/95

NCAA TOURNAMENT RECORDS

INDIVIDUAL

MOST BY A RAZORBACK

Points 39, Delmonica DeHorney (at Stanford, 3/24/90)
Field Goals ..... 14, Delmonica DeHorney (vs. Lamar, 3/21/91);
(vs. SFA, 3/22/90)
Field Goal Pct..... 1.000, (6–6) Delmonica DeHorney (at Georgia, 3/18/90)
Free Throws... 11, Delmonica DeHorney (vs. Northwestern, 3/16/91)
Free Throw Pct. (min. 10 made)..... 1.000, (11–11) Delmonica DeHorney (vs. N'Western, 3/16/91)
Three–Point Goals 6, Wendi Willits (vs. Harvard, 3/16/98)
Three–Point Pct. . (Min. 5 made) .750 (6–8), Wendi Willits (vs. Harvard, 3/16/98)
Rebounds..... 15, Melissa Wolff (vs. #25 Northwestern, 3/20/15)
Assists ..... 13, Amber Nicholas (at Stanford, 3/24/90)
Steals 5, Celia Anderson (vs. Baylor, 3/17/01)
Blocked Shots .. 8, Delmonica DeHorney (vs. Northwestern, 3/16/91)

TEAM RECORDS

Most Points Scored..... 105, vs. Northwestern (3/16/91)
Least Points Scored..... 44, vs. #5/6 Baylor (3/22/15)
Most Points Allowed ..... 114, at Stanford (3/24/90)
Least Points Allowed ..... 54, at Washington (3/18/95)
Largest Margin of Victory ..... 37, vs. Northwestern (3/16/91)
Largest Margin of Defeat ..... 29 vs. #5/6 Baylor (3/22/15)
Most Field Goals ..... 43, vs. Northwestern (3/16/91)
Most Field Goal Att. ..... 76, vs. Northwestern (3/16/91)
Best Field Goal Pct. ..... .610, vs. S.F. Austin (3/22/90)
Worst Field Goal Pct..... .246 (15–61) vs. #5/6 Baylor (3/22/15)
Best Opponent FG Pct. ..... .597, at Lamar (3/21/90)
Worst Opponent FG Pct..... .350, vs. Baylor (3/17/01)
Most Free Throws..... 19, vs. Kansas (3/21/98)
Most Free Throw Attempts ..... 27, at Stanford (3/24/90)
Best Free Throw Pct..... .846, vs. S. F. Austin (3/22/90)
Worst Free Throw Pct. ..... .273, at Stanford (3/24/90)
Most Three–Point Goals ..... 10, vs. Harvard (3/16/98)
Most Three–Point Attempts ..... 20, vs. Harvard (3/16/98)
Best Three–Point Pct. ..... .667, vs. S. F. Austin (3/22/90)
Worst Three–Goal Pct. ...125 (2–16) vs. #5/6 Baylor (3/22/15)
Best Opponent 3G Pct..... .667, at Stanford (3/24/90)
Worst Opponent 3G Pct. ..... .091, vs. Duke (3/23/98)
Most Rebounds..... 47, vs. Dayton (3/18/2012)
Fewest Rebounds ..... 27, vs. Kansas (3/21/98)
Most Opponent Rebounds ..... 48, vs. Tennessee (3/27/98)
Least Opponent Rebounds ..... 28, at Missouri (3/12/86); vs. SFA (3/22/90)
Highest Rebound Margin..... +11 vs. Northwestern (3/15/91)
Lowest Rebound Margin ..... –13, at Purdue (3/15/89)
Most Assists ..... 29, vs. Stephen F. Austin (3/22/90)
Most Turnovers ..... 28, vs. Tennessee (3/27/98)
Least Turnovers..... 7, at Cincinnati (3/23/03)
Most Opponent Turnovers..... 27, vs. Northwestern (3/16/91)
Least Opponent Turnovers ..... 9, at Stanford (3/24/90)
Most Steals..... 14, vs. Baylor (3/17/01)
Most Blocked Shots ..... 9, vs. UCLA (3/14/90)

RESULTS

2015
Tenth Seed, Oklahoma City Region

DATE	OPPONENT	RESULT	SITE	ROUND
March 20	#23 Northwestern	w. 57–55	Waco, TX	First
March 22	# 5 Baylor	l. 73–44	Waco, TX	Second

2012
Sixth Seed, College Station Region

DATE	OPPONENT	RESULT	SITE	ROUND
March 17	Dayton	w. 72–55	College Station, TX	First
March 18	Texas A&M	l. 61–59	College Station, TX	Second

2003
Seventh Seed, West Region

DATE	OPPONENT	RESULT	SITE	ROUND
March 23	at Cincinnati	w. 71–57	Cincinnati, OH	First
March 25	#5 Texas	l. 67–50	Cincinnati, OH	Second

2002
Sixth Seed, Mideast Region

DATE	OPPONENT	RESULT	SITE	ROUND
March 15	Clemson	w. 78–68	Manhattan, KS	First
March 17	at #11 Kansas St.	l. 82–66	Manhattan, KS	Second

2001
Ninth Seed, West Region

DATE	OPPONENT	RESULT	SITE	ROUND
March 17	#24 Baylor	w. 68–59	Durham, NC	First
March 19	at #5 Duke	l, 75–54	Durham, NC	Second

1998
Ninth Seed, West Region

DATE	OPPONENT	RESULT	SITE	ROUND
March 14	#20 Hawai'i	w. 76–70	Palo Alto, CA	First
March 16	Harvard	w. 82–64	Palo Alto, CA	Second
March 21	Kansas	w. 79–63	Oakland, CA	Regional
March 23	#8 Duke	w. 77–72	Oakland, CA	Reg. Finals
March 27	#1 Tennessee	l. 86–58	Final Four	Semifinals

1995
Sixth Seed, Midwest Region

DATE	OPPONENT	RESULT	SITE	ROUND
March 16	San Francisco	w. 67–58	Seattle, WA	First
March 18	at #14 Wash.	l. 54–50	Seattle, WA	Second

1991
Third Seed, Midwest Region

DATE	OPPONENT	RESULT	SITE	ROUND
First Round Bye				
March 16	#22 N'Western	w. 105–68	Fayetteville, AR	Second
March 21	#24 Lamar	l. 91–75	Austin, TX	Regional

1990
Seventh Seed, West Region

DATE	OPPONENT	RESULT	SITE	ROUND
March 14	UCLA (OT)	w. 90–80	Fayetteville, AR	First
March 18	at #7 Georgia	w. 81–70	Athens, GA	Second
March 22	#6 SF Austin	w. 87–82	Palo Alto, CA	Regional
March 24	at #2 Stanford	l. 114–87	Palo Alto, CA	Finals

1989
12th Seed, Midwest Region

DATE	OPPONENT	RESULT	SITE	ROUND
March 15	at #5 Purdue	l. 91–63	W. Lafayette, IN	First

1986
Eighth Seed, Midwest Region

DATE	OPPONENT	RESULT	SITE	ROUND
March 12	at Missouri	l. 66–65	Columbia, MO	First

NCAA TOURNAMENT RECORDS

INDIVIDUAL

POINTS

39	Delmonica DeHorney	Stanford	3/24/1990
36	Shameka Christon	Clemson	3/15/2002
33	Delmonica DeHorney	Lamar	3/21/1991
32	Delmonica DeHorney	SFA	3/22/1990
30	Juliette Jackson	Georgia	3/18/1990
31	Delmonia DeHorney	Northwestern	3/16/1991
24	Karyn Karlin	Hawai'i	3/14/1998
23	Sytia Messer	Kansas	3/21/1998
23	Amber Nicholas	Northwestern	3/16/1991
22	Amber Nicholas	UCLA	3/14/1990
21	Blair Savage	UCLA	3/14/1990
21	Amber Nicholas	Georgia	3/18/1990
20	Sytia Messer	Duke	3/23/1998
19	Amy Wright	Kansas State	3/17/2002
19	Christy Smith	Harvard	3/16/1998
18	Wendi Willits	Harvard	3/16/1998
18	Stephanie Bloomer	San Francisco	3/16/1995
18	Juliette Jackson	SFA	3/22/1990
17	Karen Jones	San Francisco	3/16/1995
17	Delmonica DeHorney	Georgia	3/18/1990
17	Tracy Webb	Missouri	3/12/1986
16	Shameka Christon	Cincinnati	3/23/2003
16	Karyn Karlin	Harvard	3/16/1998
16	Karyn Karlin	Kansas	3/21/1998
15	Jessica Jackson	Northwestern	3/20/2015
15	Kelsey Brooks	Northwestern	3/20/2015
15	Quistelle Williams	Dayton	3/17/2012
15	India Lewis	Kansas State	3/17/2002
15	Sytia Messer	Harvard	3/16/1998
15	Kim Wilson	Northwestern	3/16/1991
15	Blair Savage	SFA	3/22/1990

FIELD GOALS (min. 10)

15	Delmonica DeHorney	Stanford	3/24/1990
14	Delmonica DeHorney	Lamar	3/21/1991
14	Delmonica DeHorney	SFA	3/22/1990
13	Shameka Christon	Clemson	3/15/2002
12	Karyn Karlin	Hawai'i	3/14/1998
12	Juliet Jackson	Georgia	3/18/1990
10	Delmonica DeHorney	Northwestern	3/16/1991
10	Blair Savage	UCLA	3/14/1990

FIELD GOAL ATTEMPTS (min. 15)

24	Shameka Christon	Kansas State	3/17/2002
22	Delmonica DeHorney	Stanford	3/24/1990
19	Shameka Christon	Clemson	3/15/2002
19	Delmonica DeHorney	Northwestern	3/16/1991
19	Juliet Jackson	Georgia	3/18/1990
18	Jessica Jackson	Baylor	3/22/2015
18	Dana Cherry	Cincinnati	3/23/2003
17	India Lewis	Kansas State	3/17/2002
17	Karyn Karlin	Hawai'i	3/14/1998
17	Tracy Webb	Missouri	3/12/1986
16	Jessica Jackson	Northwestern	3/20/2015
16	Karyn Karlin	Kansas	3/21/1998
16	Stytia Messer	Duke	3/23/1998
16	Christy Smith	Washington	3/18/1995
16	Amber Nicholas	UCLA	3/14/1990
16	Delmonica DeHorney	SFT	3/22/1990
16	Amber Nicholas	Purdue	3/15/1989
15	Kelsey Brooks	Baylor	3/22/2015
15	C'eira Ricketts	Dayton	3/17/2012
15	Blair Savage	UCLA	3/14/1990

FREE THROWS MADE (Min. 5)

11	Delmonia DeHorney	Northwestern	3/16/1991
9	Christy Smith	Duke	3/23/1998
8	Shamake Christon	Clemson	3/15/2002
8	Delmonica DeHorney	UCLA	3/14/1990
8	Sytia Messer	Kansas	3/21/1998
7	Amy Wright	Kansas State	3/17/2002
7	Christy Smith	Washington	3/18/1995
6	Jessica Jackson	Baylor	3/22/2015
6	Dana Cherry	Cincinnati	3/23/2003
6	Joliette Jackson	Georgia	3/18/1990
6	Treva Christensen	Tennessee	3/27/1998
5	Kelsey Brooks	Northwestern	3/20/2015
5	Delmonica DeHorney	Lamar	3/21/1991
5	Amber Nicholas	Lamar	3/21/1991
5	Delmonia DeHorney	Georgia	3/18/1990
5	Celia Anderson	Baylor	3/17/2001

FREE THROWS ATTEMPTED (Min. 10)

13	Delmonica DeHorney	Stanford	3/24/1990
12	Shameka Christon	Clemson	3/15/2002
11	Delmonica DeHorney	Northwestern	3/16/1991
11	Delmonica DeHorney	UCLA	3/14/1990
10	Amy Wright	Kansas State	3/17/2002
10	Sytia Messer	Kansas	3/21/1998
10	Christy Smith	Duke	3/23/1998

FREE THROW PERCENTAGE (Min 5 made FT)

1.000	D. DeHorney (11–11)	Northwestern	3/16/1991
1.000	Dana Cherry (6–6)	Cincinnati	3/23/2003
1.000	T. Christensen (6–6)	Tennessee	3/27/1998
1.000	Amber Nicholas (5–5)	Lamar	3/21/1991
.900	Christy Smith (9–10)	Duke	3/23/1998
.875	Christy Smith (7–8)	Washington	3/18/1995
.833	Celia Anderson (5–6)	Baylor	3/17/2001
.800	Sytia Messer (8–10)	Kansas	3/21/1998

THREE POINTERS MADE (Min. 5 made)

6	Wendi Willits	Harvard	3/15/1998

THREE POINTERS ATTEMPTED (Min. 7 attempts)

13	India Lewis	Kansas State	3/17/2002
9	India Lewis	Texas	3/25/2003
9	Wendi Willits	Baylor	3/17/2001
9	Wendi Willits	Hawaii	3/14/1998
8	Jessica Jackson	Baylor	3/22/2015
8	Jessica Jackson	Northwestern	3/20/2015
8	Wendi Willits	Harvard	3/15/1998
7	Lyndsay Harris	Dayton	3/17/2012
7	India Lewis	Duke	3/19/2001

REBOUNDS (min. 8 rebounds)

15	Melissa Wolff	Northwestern	3/20/2015
14	Lonniya Bragg	Baylor	3/17/2001
12	Ashley Daniels	Dayton	3/17/2012
10	Shelly Wallace	Purdue	3/15/1989
9	Karen Jones	San Francisco	3/16/1995
8	Jhasmin Bowen	Baylor	3/22/2015
8	Jessica Jackson	Northwestern	3/20/2015
8	Quistelle Williams	Texas A&M	3/19/2012
8	Ruby Vaden	Texas	3/25/2003
8	Dana Cherry	Cincinnati	3/23/2003
8	Shameka Christon	Clemson	3/15/2002
8	Shameka Christon	Kansas State	3/17/2002
8	Lonniya Bragg	Duke	3/23/1998
8	Sytia Messer	Kansas	3/21/1998
8	Karen Jones	Washington	3/18/1995
8	Kelly Johnson	Washington	3/18/1995
8	Blair Savage	SFA	3/22/1990
8	Delmonica DeHorney	Stanford	3/23/1990

ASSISTS (Min. 5 assists)

13	Amber Nicholas	Stanford	3/24/1990
12	Amber Nicholas	SFA	3/22/1990
11	Amy Wright	Clemson	3/15/2002
11	Christy Smith	Harvard	3/15/1998
9	Amy Wright	Kansas State	3/17/2002
8	Calli Berna	Baylor	3/22/2015
7	Amber Nicholas	Northwestern	3/16/1991
7	Amber Nicholas	UCLA	3/14/1990
7	Sally Moore	UCLA	3/14/1990
7	Amber Nicholas	Purdue	3/15/1989
6	Calli Berna	Northwestern	3/20/2015
6	Amy Wright	Duke	3/23/1998
6	Amber Nicholas	Lamar	3/21/1991
6	Blair Savage	UCLA	4/14/1990
6	Blair Savage	Georgia	3/18/1990
6	Blair Savage	SFA	3/22/1990
5	C'eira Ricketts	Dayton	3/17/2012
5	Lakishia Harper	Texas	3/25/2003
5	Lakishia Harper	Cincinnati	3/23/2003
5	Christy Smith	Hawai'i	3/14/1998
5	Sytia Messer	Duke	3/23/1998
5	Shelly Moore	Northwestern	3/16/1991
5	Sha Henderson	Northwestern	3/16/1991
5	Sally Moore	Lamar	3/21/1991
5	Sally Moore	Stanford	3/24/1990
5	Sheila Burkes	Missouri	3/12/1986
5	Tracy Webb	Missouri	3/12/1986

STEALS (Min. 4 steals)

4	Kelsey Brooks	Northwestern	3/20/2015
4	Christi Wilson	Northwestern	3/16/1991
4	Amber Nicolas	Lamar	3/21/1991
4	Christy Smith	San Francisco	3/16/1995

BLOCKED SHOTS (Min. 3 blocks)

3	Ruby Vaden	Texas	3/25/2003
3	Shameka Christon	Baylor	3/17/2001
3	Shameka Christon	Duke	3/19/2001

NCAA TOURNAMENT RECORDS

TEAM

POINTS SCORED

105	#22 Northwestern	3/16/1991
90	UCLA (OT)	3/14/1990
87	#7 Georgia	3/18/1990
87	#6 SFA	3/22/1990
87	#2 Stanford	3/24/1990
82	Harvard	3/16/1998
79	Kansas	3/21/1998
78	Clemson	3/15/2002
77	#8 Duke	3/23/1998
76	#20 Hawai'i	3/14/1998
75	#24 Lamar	3/21/1991
72	Dayton	3/17/2012
71	Cincinnati	3/23/2003
68	#24 Baylor	3/17/2001
67	#5 Texas	3/25/2003
67	San Francisco	3/16/1995
65	Missouri	3/12/1986
63	#5 Purdue	3/15/1989
62	#11 Kansas State	3/17/2002
59	#22 Texas A&M	3/19/2012
58	#1 Tennessee	3/27/1998
57	#22 Northwestern	3/20/2015
54	#5 Duke	3/19/2001
50	#14 Washington	3/18/1995

FIELD GOALS

43	Northwestern	3/16/1991
36	Stephen F. Austin	3/22/1990
34	UCLA	3/14/1990
34	Stanford	3/24/1990
31	Hawai'i	3/14/1998
31	Duke	3/23/1998
31	Georgia	3/18/1990
30	Harvard	3/16/1998
30	Lamar	3/21/1991
29	Missouri	3/12/1986
28	Purdue	3/15/1989
27	Cincinnati	3/23/2003
27	Kansas	3/21/1998
27	Hawai'i	3/14/1998
27	San Francisco	3/16/1995
26	Dayton	3/17/2012
26	Kansas State	3/17/2002
25	Clemson	3/15/2002
23	Baylor	3/17/2001
21	#22 Northwestern	3/20/2015
20	Texas A&M	3/19/2012
19	Texas	3/25/2003
19	Duke	3/19/2001
19	Washington	3/18/1995
18	Tennessee	3/27/1998

FIELD GOALS ATTEMPTED

76	Northwestern	3/16/1991
68	Kansas State	3/17/2002
67	UCLA	3/14/1990
66	#22 Northwestern	3/20/2015
66	Dayton	3/17/2012
65	Duke	3/23/1998
64	Cincinnati	3/23/2003
63	Baylor	3/17/2001
63	Hawai'i	3/14/1998
63	Harvard	3/16/1998
63	Purdue	3/15/1989
62	Clemson	3/15/2002
61	#4 Baylor	3/22/2015
60	Stanford	3/24/1990
59	Texas	3/25/2003
59	Tennessee	3/27/1998
59	SFA	3/22/1990
57	Duke	3/19/2001
57	Lamar	3/21/1991
56	Texas A&M	3/19/2012
56	Washington	3/18/1995
55	Missouri	3/12/1986
54	Georgia	3/18/1990
53	Kansas	3/21/1998
52	San Francisco	3/16/1995
51	Hawai'i	3/14/1998

FREE THROWS

25	Clemson	3/15/2002
24	Georgia	3/18/1990
19	Kansas	3/21/1998
18	Baylor	3/17/2001
18	UCLA	3/14/1990
18	Stanford	3/24/1990
17	Tennessee	3/27/1998
17	Northwestern	3/16/1991
16	Texas A&M	3/19/2012
14	Dayton	3/17/2012
14	Cincinnati	3/23/2003
13	Lamar	3/21/1991
12	#5 Baylor	3/22/2015
12	Kansas State	3/17/2002
12	San Francisco	3/16/1995
11	#22 Northwestern	3/20/2015
11	Duke	3/23/1998
11	SFA	3/22/1990
10	Washington	3/18/1995
9	Duke	3/23/1998
8	Hawai'i	3/14/1998
7	Missouri	3/12/1986
6	Harvard	3/16/1998
6	Purdue	3/15/1989
5	Texas	3/25/2003

FREE THROWS ATTEMPTED

41	Clemson	3/15/2002
27	Baylor	3/17/2001
27	Stanford	3/24/1990
26	UCLA	3/14/1990
25	Kansas	3/21/1998
25	Tennessee	3/27/1998
24	Northwestern	3/16/1991
21	Kansas State	3/17/2002
21	Lamar	3/21/1991
19	#5 Baylor	3/22/2015
19	#22 Northwestern	3/20/2015
19	Texas A&M	3/19/2012
18	Dayton	3/17/2012
17	Cincinnati	3/23/2003
16	San Francisco	3/16/1995
16	Georgia	3/18/1990
15	Baylor	3/17/2001
15	Washington	3/18/1995
14	Duke	3/23/1998
13	SFA	3/22/1990
13	Purdue	3/15/1989
12	Hawai'i	3/14/1998
11	Harvard	3/16/1998
10	Texas	3/25/2003
9	Missouri	3/12/1986

THREE POINTERS

10	Stanford	3/24/1990
8	Harvard	3/16/1998
7	Texas	3/25/2003
7	Baylor	3/17/2001
6	Dayton	3/17/2012
6	Hawai'i	3/14/1998
6	Kansas	3/21/1998
5	Tennessee	3/27/1998
4	#22 Northwestern	3/20/2015
4	Kansas State	3/17/2002
4	Baylor	3/17/2001
4	Duke	3/23/1998
4	UCLA	3/14/1990
4	Georgia	3/18/1990
4	SFA	3/22/1990
3	Texas A&M	3/19/2012
3	Cincinnati	3/23/2003
3	Clemson	3/15/2002
2	#5 Baylor	3/22/2015
2	Washington	3/18/1995
2	Northwestern	3/16/1991
2	Lamar	3/21/1991
1	San Francisco	3/16/1995
1	Purdue	3/15/1989

THREE POINTERS ATTEMPTED

22	Harvard	3/16/1998
19	Kansas State	3/17/2002
19	Hawai'i	3/14/1998
18	Baylor	3/17/2001
18	Baylor	3/17/2001
17	#22 Northwestern	3/20/2015
16	#5 Baylor	3/22/2015
16	Texas	3/25/2003
16	Stanford	3/24/1990
15	Tennessee	3/27/1998
14	Texas A&M	3/19/2012
14	Dayton	3/17/2012
11	Clemson	3/23/2003
11	Duke	3/23/1998
10	Cincinnati	3/23/2003
10	Kansas	3/21/1998
10	Northwestern	3/16/1991
7	UCLA	3/14/1990
6	San Francisco	3/16/1995
6	SFA	3/22/1990
5	Lamar	3/21/1991
5	Purdue	3/15/1989
4	Washington	3/18/1995
3	Georgia	3/18/1990

REBOUNDS

47	Dayton	3/17/2012
42	#22 Northwestern	3/20/2015
41	Northwestern	3/16/1991
41	UCLA	3/14/1990
40	Tennessee	3/27/1998
39	Cincinnati	3/23/2003

NCAA TOURNAMENT RECORDS

39	Washington	3/18/1995
38	Georgia	3/18/1990
37	Baylor	3/17/2001
36	Texas	3/25/2003
36	Harvard	3/16/1998
36	SFA	3/22/1990
35	Clemson	3/15/2002
35	Stanford	3/24/1990
34	Baylor	3/17/2001
34	Duke	3/23/1998
34	San Francisco	3/16/1995
33	Texas A&M	3/19/2012
32	#5 Baylor	3/22/2015
32	Hawai'i	3/14/1998
31	Missouri	3/12/1986
30	Purdue	3/15/1989
29	Lamar	3/21/1991
26	Kansas State	3/17/2002

ASSISTS

30	Northwestern	3/16/1991
29	SFA	3/22/1990
26	Stanford	3/24/1990
25	UCLA	3/14/1990
22	Purdue	3/15/1989
19	Lamar	3/21/1991
18	#22 Northwestern	3/20/2015
18	Clemson	3/15/2002
17	Dayton	3/17/2012
17	Hawai'i	3/14/1998
17	Georgia	3/18/1990
17	Missouri	3/12/1986
15	Kansas State	3/17/2002
13	Harvard	3/16/1998
13	Duke	3/23/1998
11	#5 Baylor	3/22/2015
11	Texas A&M	3/19/2012
10	Texas	3/25/2003
10	Cincinnati	3/23/2003
9	Baylor	3/17/2001
9	Tennessee	3/27/1998
9	San Francisco	3/16/1995
8	Kansas	3/21/1998
7	Washington	3/18/1995

STEALS

16	Northwestern	3/16/1991
14	Baylor	3/17/2001
14	Missouri	3/12/1986
13	San Francisco	3/16/1995
12	Kansas State	3/17/2002
11	Texas A&M	3/19/2012
11	Hawai'i	3/14/1998
10	#5 Baylor	3/22/2015
10	#22 Northwestern	3/20/2015
10	Clemson	3/15/2002
10	Duke	3/23/1998
9	Washington	3/18/1995
9	Lamar	3/21/1991
9	UCLA	3/14/1990
9	Georgia	3/18/1990
8	Harvard	3/16/1998
8	Tennessee	3/27/1998
7	Dayton	3/17/2012
7	Kansas	3/21/1998
6	Baylor	3/17/2001
4	Texas	3/25/2003
4	Stanford	3/24/1990
4	Purdue	3/15/1989
4	Missouri	3/12/1986
3	Cincinnati	3/23/2003

BLOCKED SHOTS

9	UCLA	3/14/1990
6	Baylor	3/17/2001
5	Cincinnati	3/23/2003
5	Baylor	3/17/2001
4	#22 Northwestern	3/20/2015
4	Clemson	3/23/2002
4	Purdue	3/15/1989
3	Texas	3/25/2003
3	Kansas State	3/17/2002
3	San Francisco	3/16/1995
2	Hawai'i	3/14/1998
2	Washington	3/18/1995
2	Lamar	3/21/1991
2	SFA	3/22/1990
1	#5 Baylor	3/22/2015
1	Texas A&M	3/19/2012
1	Dayton	3/17/2012
1	Northwestern	3/16/1991
1	Georgia	3/18/1990
1	Stanford	3/24/1990

NCAA TOURNAMENT MISCELLANEOUS NOTES

Appearances	11
Most Recent	2015
Record	14-11
West Region	9-4
Mideast Region	1-1
Midwest Region	3-5
Raleigh Region	1-1
By Seed	
Third Seed	1-1
Sixth Seed	3-3
Seventh Seed	4-2
Eighth Seed	0-1
Ninth Seed	5-2
Tenth Seed	1-1
Twelfth Seed	0-1

OVERTIME GAMES

March 14, 1990	UCLA	W
90-80	Fayetteville	First Round

BY RANKING

Vs. #1	0-1
Vs. #2	0-1
Vs. #5	0-4
Vs. #6	1-0
Vs. #7	1-0
Vs. #8	1-0
Vs. #11	0-1
Vs. #14	0-1
Vs. #20	1-0
Vs. #22	2-0
Vs. #24	1-1

BY OPPONENT

Baylor				
W	68-59	3/17/2001	Durham, N.C.	First
L	73-44	3/22/2015	Waco, Texas	Second
Cincinnati				
W	71-57	3/23/2003	Cincinnati, Ohio	First
Clemson				
W	78-68	3/15/2002	Manhattan, Kan.	First
Dayton				
W	72-55	3/17/2012	College Station, Texas	First
Duke				
L	54-75	3/19/2001	Durham, N.C.	Second
W	77-72	3/23/1998	Oakland, Calif.	Finals
Georgia				
W	81-70	3/18/1990	Athens, Ga.	Second
Harvard				
W	82-64	3/16/1998	Palo Alto, Calif.	Second
Hawai'i				
W	76-70	3/14/1998	Palo Alto, Calif.	First
Kansas				
W	79-63	3/21/1998	Oakland, Calif.	Regional
Kansas State				
L	62-82	3/17/2002	Manhattan, Kan.	Second
Lamar				
L	75-91	3/21/1991	Austin, Texas	Regional
Missouri				
L	65-66	3/12/1986	Columbia, Mo.	First
Northwestern				
W	105-68	3/16/1991	Fayetteville, Ark.	Second
W	57-55	3/20/2015	Waco, Texas	First
Purdue				
L	63-91	3/15/1989	W. Lafayette, Ind.	First
San Francisco				
W	67-58	3/16/1995	Seattle, Wash.	First
Stanford				
L	87-114	3/24/1995	Palo Alto, Calif.	Finals
Stephen F. Austin				
W	87-82	3/22/1990	Palo Alto, Calif.	Regional
Tennessee				
L	58-86	3/27/1998	Kansas City, Mo.	Semifials
Texas				
L	50-67	3/25/2003	Cincinnati, Ohio	Second
Texas A&M				
L	59-61	3/19/2012	College Station, Texas	Second
UCLA				
W	90-80	3/14/1990	Fayetteville, Ark.	First
Washington				
L	50-54	3/18/1995	Seattle, Wash.	Second

NCAA TOURNAMENT RECORDS

Official Basketball Box Score -- Game Totals -- Final Statistics
ARKANSAS vs #22/25 Northwestern
03/19/15 11:00 a.m. at Ferrell Center (Waco, Texas)

ARKANSAS 57 • 18-13

##	Player		Total FG-FGA	3-Ptr FG-FGA	FT-FTA	Rebounds Off	Def	Tot	PF	TP	A	TO	Blk	Stl	Min
00	JACKSON, Jessica	f	4-16	3-8	3-4	1	7	8	1	14	4	2	2	3	38
33	WOLFF, Melissa	f	6-12	0-0	1-4	9	6	15	1	13	1	0	1	1	40
42	BOWEN, Jhasmin	f	5-13	0-0	2-3	3	0	3	2	12	1	2	0	0	32
11	BERNA, Calli	g	1-8	1-5	0-0	3	2	5	3	3	6	3	0	2	40
15	BROOKS, Kelsey	g	5-13	0-3	5-8	1	5	6	2	15	4	2	0	4	35
14	BOSTAD, McKinley		0-2	0-1	0-0	0	0	0	0	0	1	1	1	0	5
21	POWELL, Katie		0-1	0-0	0-0	0	1	1	1	0	0	0	0	0	2
25	BAILEY, Joey		0-1	0-0	0-0	1	0	1	1	0	1	0	0	0	8
	Team					2	1	3							
	Totals		21-66	4-17	11-19	20	22	42	11	57	18	10	4	10	200

FG % 1st Half:	8-34	23.5%	2nd half:	13-32	40.6%	Game:	21-66	31.8%
3FG % 1st Half:	2-10	20.0%	2nd half:	2-7	28.6%	Game:	4-17	23.5%
FT % 1st Half:	5-6	83.3%	2nd half:	6-13	46.2%	Game:	11-19	57.9%

Deadball Rebounds 2

#22/25 Northwestern 55 • 23-9

##	Player		Total FG-FGA	3-Ptr FG-FGA	FT-FTA	Rebounds Off	Def	Tot	PF	TP	A	TO	Blk	Stl	Min
03	Deary, Ashley	f	6-12	1-3	0-0	0	4	4	0	13	4	4	0	4	36
05	Cohen, Alex	f	5-13	1-4	2-3	1	6	7	4	13	2	2	3	0	36
10	Coffey, Nia	f	4-8	1-2	2-2	1	6	7	3	11	2	5	0	1	38
25	Lyon, Maggie	g	4-6	1-1	3-3	0	3	3	5	12	5	5	0	0	38
42	Roser, Karly	g	1-5	0-0	0-0	1	3	4	3	2	2	1	0	1	35
24	Inman, Christen		2-4	0-1	0-0	1	2	3	2	4	3	2	0	0	13
32	Johnson, Christen		0-1	0-0	0-0	0	0	0	0	0	0	0	1	0	4
	Team					2	7	9							
	Totals		22-49	4-11	7-8	6	31	37	17	55	18	19	4	6	200

FG % 1st Half:	10-26	38.5%	2nd half:	12-23	52.2%	Game:	22-49	44.9%
3FG % 1st Half:	1-5	20.0%	2nd half:	3-6	50.0%	Game:	4-11	36.4%
FT % 1st Half:	2-3	66.7%	2nd half:	5-5	100.0%	Game:	7-8	87.5%

Deadball Rebounds 0

Officials: Tina Napier, Karen Lasuik, Fatou Cissoko-Stephens
Technical fouls: ARKANSAS-None. #22/25 Northwestern-None.
Attendance: 4775
NW Foul Out - Lyon at 0:02

Score by periods	1st	2nd	Total
ARKANSAS	23	34	**57**
#22/25 Northwestern	23	32	**55**

Points	In Paint	Off T/O	2nd Chance	Fast Break	Bench
AR	16	18	7	4	0
NU	30	13	5	12	4

Last FG - AR 2nd-01:14, NU 2nd-03:59.
Largest lead - AR by 7 1st-14:51, NU by 13 2nd-11:39.
AR led for 09:54. NU led for 23:17. Game was tied for 06:49.

Score tied - 7 times.
Lead changed - 6 times.

Official Basketball Box Score -- Game Totals -- Final Statistics
ARKANSAS vs #5/6 Baylor
03/22/15 1:30 p.m. CT at Ferrell Center (Waco, Texas)

ARKANSAS 44 • 18-14 #10 Seed

##	Player		Total FG-FGA	3-Ptr FG-FGA	FT-FTA	Rebounds Off	Def	Tot	PF	TP	A	TO	Blk	Stl	Min
00	JACKSON, Jessica	f	4-18	1-8	6-8	3	2	5	4	15	1	2	0	1	34
33	WOLFF, Melissa	f	6-10	0-0	1-3	4	0	4	4	13	0	0	1	1	30
42	BOWEN, Jhasmin	f	2-11	0-0	3-6	4	4	8	2	7	1	3	0	3	35
11	BERNA, Calli	g	1-3	1-2	2-2	1	5	6	1	5	8	3	0	0	38
15	BROOKS, Kelsey	g	2-15	0-4	0-0	0	0	0	2	4	1	0	0	3	30
14	BOSTAD, McKinley		0-3	0-2	0-0	0	0	0	2	0	0	0	0	1	16
25	BAILEY, Joey		0-1	0-0	0-0	1	0	1	2	0	0	1	0	1	12
32	WEST, Khadijah		0-0	0-0	0-0	0	1	1	2	0	0	0	0	0	5
	Team					4	3	7	1						
	Totals		15-61	2-16	12-19	17	15	32	20	44	11	9	1	10	200

FG % 1st Half:	9-35	25.7%	2nd half:	6-26	23.1%	Game:	15-61	24.6%
3FG % 1st Half:	1-9	11.1%	2nd half:	1-7	14.3%	Game:	2-16	12.5%
FT % 1st Half:	2-4	50.0%	2nd half:	10-15	66.7%	Game:	12-19	63.2%

Deadball Rebounds 4,1

#5/6 Baylor 73 • 32-3 # 2 Seed

##	Player		Total FG-FGA	3-Ptr FG-FGA	FT-FTA	Rebounds Off	Def	Tot	PF	TP	A	TO	Blk	Stl	Min
13	Davis, Nina	f	8-13	0-0	5-9	3	5	8	3	21	2	2	1	1	30
22	Agbuke, Sune	c	1-2	0-0	3-5	2	10	12	1	5	2	2	8	2	25
02	Johnson, Niya	g	2-3	0-0	6-6	1	3	4	2	10	12	2	0	2	32
12	Prince, Alexis	g	4-8	1-3	2-2	1	1	2	1	11	2	0	1	0	22
20	Wright, Imani	g	0-4	0-1	0-0	1	3	4	1	0	1	2	0	0	14
01	Cohen, Dekeiya		1-2	0-0	2-2	1	0	1	3	4	0	1	1	0	9
03	Fuqua', Chardonae		0-0	0-0	0-0	0	1	1	0	0	1	0	0	1	6
04	Wallace, Kristy		5-11	3-6	0-0	1	2	3	3	13	0	1	0	1	36
24	Small, Ieshia		2-2	0-0	1-2	1	1	2	2	5	1	3	0	0	10
44	Higgins, Kristina		0-0	0-0	0-0	1	2	3	1	0	1	1	0	0	9
55	Cave, Khadijiah		1-4	0-0	2-2	1	1	2	1	4	0	2	0	1	7
	Team					0	3	3							
	Totals		24-49	4-10	21-28	13	32	45	18	73	22	16	11	8	200

FG % 1st Half:	14-26	53.8%	2nd half:	10-23	43.5%	Game:	24-49	49.0%
3FG % 1st Half:	2-4	50.0%	2nd half:	2-6	33.3%	Game:	4-10	40.0%
FT % 1st Half:	11-14	78.6%	2nd half:	10-14	71.4%	Game:	21-28	75.0%

Deadball Rebounds 3

Officials: Brian Hall, Roy Gulbeyan, Michol Murray, Chaney Muench-Alt
Technical fouls: ARKANSAS-TEAM. #5/6 Baylor-None.
Attendance: 4593
Oklahoma City Regional - NCAA Tournament

Score by periods	1st	2nd	Total
ARKANSAS	21	23	**44**
#5/6 Baylor	41	32	**73**

Points	In Paint	Off T/O	2nd Chance	Fast Break	Bench
AR	22	16	12	2	0
BU	38	9	14	10	26

Last FG - AR 2nd-04:11, BU 2nd-03:28.
Largest lead - AR by 3 1st-12:28, BU by 34 2nd-11:13.
AR led for 05:58. BU led for 33:16. Game was tied for 00:46.

Score tied - 3 times.
Lead changed - 10 times.

2015 NCAA SECOND ROUND
March 20, 2015 | Ferrell Center
Waco, Texas | First Round

Arkansas 57, #22 Northwestern 55

Junior Melissa Wolff scored 13 points and grabbed 15 rebounds leading the University of Arkansas to a 57–55 win over Northwestern in the first round of the NCAA Tournament in Waco, Texas. Arkansas closed the game on a 22–7 run and held the Wildcats without a basket for almost four minutes at the end of the contest. Sophomore Kelsey Brooks paced Arkansas with 15 points and six boards while Jessica Jackson added 14 points and eight rebounds. Jhasmin Bowen also scored in double figures with 12 points. Wolff's double–double was the eight of her career and Arkansas is 7–1 when she records a double–double. Northwestern jumped out to a 13 point lead late in the second half and Arkansas seemed to be struggling from the floor. The Razorbacks used their defense to make the comeback slowing down the Wildcats scoring while chipping away at the lead. NU was up four, 51–55, at the 3:59 mark and Arkansas shutdown their offense from that point on. Brooks got a steal and a layup cutting the lead to two and Wolff followed with a steal and Bowen converted on the jumper to tie the game at 55 with 1:14 to play. It was the seventh tie of the contest. NU missed its next opportunity and Jackson grabbed the rebound, She was fouled with: 29 seconds to play and hit one of the two bonus shots giving the Razorbacks the lead. Wolff came down with the biggest rebound of the game and was pinned along the sideline but wisely called the timeout to save the possession. Arkansas shot 31.8 percent from the floor and went 11–for–19 from the line. The Wildcats shot 44.9 percent and committed 19 turnovers in the loss.

March 22, 2015 | Ferrell Center
Waco, Texas | Second Round

#5 Baylor 73, Arkansas 44

Seniors Calli Berna and Jhasmin Bowen ended their Razorback careers after leading the University of Arkansas women's basketball team to an 18–win season and the second round of the NCAA Tournament. Arkansas fell to No.5/6 Baylor (34–3) on the Bears' home court, 73–44, to close the season. Jessica Jackson led the Arkansas scorers with 15 points while junior Melissa Wolff had 13 in the loss. Bowen finished her night with seven points and eight rebounds while Berna had five points, six rebounds and eight assists in their final game. It was as physical and fast–paced as an SEC game the Razorbacks have played all year and Arkansas battled tough in the opening 10 minutes. Baylor's defense came to life and shut down the Razorbacks holding Arkansas without a field goal from the 12:38 mark through 3:39. The Bears went on a 9–0 run and opened up a 31–16 lead at the under four timeout. The lead continued to grow as the Razorback offense struggled to find the basket. Arkansas finished the first 20 minutes shooting 25.7 percent on 9–for–25 from the floor. Wolff paced the Razorbacks in the opening half with eight points. Baylor opened the second half on an 8–0 run as the Razorback offense never got on track. Arkansas finished the game shooting just 24.6 percent on 15–for–61 from the floor. The Razorbacks were 2–for–16 from distance, 12–for–19 from the free throw line and grabbed 32 rebounds Sunday.

NCAA TOURNAMENT RECORDS

Official Basketball Box Score – Game Totals – Final Statistics
Dayton vs Arkansas
03-17-12 3:05 PM at College Station, Texas (Reed Arena)

Dayton 55 • 23-7

##	Player		Total FG-FGA	3-Ptr FG-FGA	FT-FTA	Rebounds Off	Def	Tot	PF	TP	A	TO	Blk	Stl	Min
11	QUEEN, Elle	*	4-9	1-3	1-3	2	3	5	0	10	3	1	1	1	29
20	LALOR, Patrice	*	2-6	0-4	0-0	0	3	3	5	4	3	2	1	0	31
22	NANCE, Casey	*	2-5	0-0	1-2	0	2	2	4	5	0	2	2	0	21
24	HOOVER, Andrea	*	5-9	3-5	3-5	2	3	5	4	16	2	2	0	0	31
34	RATERMAN, Justine	*	6-14	2-7	0-0	1	7	8	1	14	1	2	0	0	29
04	APPLEWHITE, Olivia		0-0	0-0	0-0	0	1	1	2	0	0	0	0	0	8
14	MACKAY, Samantha		1-7	1-5	0-0	0	1	1	0	3	4	1	0	0	15
15	WILLIS, Staci		0-0	0-0	0-0	0	0	0	0	0	0	0	0	0	1
21	MALOTT, Ally		0-4	0-1	0-0	1	0	1	0	0	1	1	0	1	12
23	MOSES, Kayla		0-0	0-0	0-0	0	0	0	0	0	0	0	0	0	1
33	SANT, Cassie		1-5	1-3	0-0	1	1	2	2	3	2	1	1	0	22
	Team					2	7	9							
	Totals		21-59	8-28	5-10	9	28	37	18	55	16	12	5	2	200

FG % 1st Half:	14-30	46.7%	2nd half:	7-29	24.1%	Game:	21-59	35.6%
3FG % 1st Half:	5-13	38.5%	2nd half:	3-15	20.0%	Game:	8-28	28.6%
FT % 1st Half:	2-4	50.0%	2nd half:	3-6	50.0%	Game:	5-10	50.0%

Deadball Rebounds 3

Arkansas 72 • 24-8

##	Player		Total FG-FGA	3-Ptr FG-FGA	FT-FTA	Rebounds Off	Def	Tot	PF	TP	A	TO	Blk	Stl	Min
04	WATKINS, Sarah	*	2-4	0-1	2-3	0	2	2	2	6	0	1	0	0	17
12	DANIELS, Ashley	*	3-12	0-0	2-2	5	7	12	1	8	3	1	1	1	35
21	ROBINSON, Dominique	*	0-3	0-1	0-0	0	2	2	0	0	1	0	0	0	10
22	RICKETTS, C'eira	*	4-15	1-2	4-4	4	1	5	1	13	5	1	0	1	38
33	HARRIS, Lyndsay	*	4-9	4-7	2-2	0	2	2	2	14	2	3	0	2	29
01	PEAK, Keira		6-10	0-0	2-5	1	4	5	2	14	1	2	0	0	26
03	TOWNSEND, Jamesha		0-1	0-0	0-0	0	1	1	0	0	0	0	0	0	1
11	BERNA, Calli		0-1	0-1	2-2	0	1	1	2	2	4	0	0	2	15
13	INMAN, Julie		0-0	0-0	0-0	0	0	0	0	0	0	0	0	0	1
14	GATLING, Erin		0-0	0-0	0-0	0	0	0	0	0	0	0	0	0	1
24	WILLIAMS, Quistelle		7-11	1-2	0-0	2	5	7	2	15	1	0	0	1	26
42	BOWEN, Jhasmin		0-0	0-0	0-0	0	0	0	0	0	0	0	0	0	1
	Team					4	6	10							
	Totals		26-66	6-14	14-18	16	31	47	12	72	17	8	1	7	200

FG % 1st Half:	13-33	39.4%	2nd half:	13-33	39.4%	Game:	26-66	39.4%
3FG % 1st Half:	2-6	33.3%	2nd half:	4-8	50.0%	Game:	6-14	42.9%
FT % 1st Half:	7-8	87.5%	2nd half:	7-10	70.0%	Game:	14-18	77.8%

Deadball Rebounds 0

Officials: Brian Hall, Carla Fountain, Kevin Farlow
Technical fouls: Dayton-None. Arkansas-None.
Attendance:
2012 NCAA Division I Women's Basketball Championship - First Round

Score by periods	1st	2nd	Total
Dayton	35	20	**55**
Arkansas	35	37	**72**

Points	In Paint	Off T/O	2nd Chance	Fast Break	Bench
UD	18	12	14	12	6
AR	24	11	15	9	31

Last FG - UD 2nd-12:00, AR 2nd-05:00.
Largest lead - UD by 14 1st-08:55, AR by 17 2nd-00:45.

Score tied - 3 times.
Lead changed - 5 times.

Official Basketball Box Score – Game Totals – Final Statistics
Arkansas vs Texas A&M
03-19-12 8:35 PM at College Station, Texas (Reed Arena)

Arkansas 59 • 24-9

##	Player		Total FG-FGA	3-Ptr FG-FGA	FT-FTA	Rebounds Off	Def	Tot	PF	TP	A	TO	Blk	Stl	Min
04	WATKINS, Sarah	*	3-11	0-1	4-4	3	1	4	5	10	0	1	0	4	24
12	DANIELS, Ashley	*	1-4	0-0	3-4	0	3	3	3	5	0	1	0	0	25
21	ROBINSON, Dominique	*	2-3	0-0	3-3	4	1	5	0	7	2	2	1	1	21
22	RICKETTS, C'eira	*	3-13	1-2	3-3	0	2	2	0	10	3	2	0	2	34
33	HARRIS, Lyndsay	*	4-9	2-6	3-4	0	3	3	4	13	1	2	0	0	34
01	PEAK, Keira		0-1	0-1	0-0	0	1	1	1	0	1	2	0	0	9
11	BERNA, Calli		0-1	0-0	0-0	0	2	2	1	0	4	0	0	2	22
24	WILLIAMS, Quistelle		7-14	0-4	0-1	2	6	8	1	14	0	3	0	2	31
	Team					2	3	5							
	Totals		20-56	3-14	16-19	11	22	33	15	59	11	13	1	11	200

FG % 1st Half:	9-28	32.1%	2nd half:	11-28	39.3%	Game:	20-56	35.7%
3FG % 1st Half:	0-5	0.0%	2nd half:	3-9	33.3%	Game:	3-14	21.4%
FT % 1st Half:	2-4	50.0%	2nd half:	14-15	93.3%	Game:	16-19	84.2%

Deadball Rebounds 1

Texas A&M 61 • 24-10

##	Player		Total FG-FGA	3-Ptr FG-FGA	FT-FTA	Rebounds Off	Def	Tot	PF	TP	A	TO	Blk	Stl	Min
03	Bone, Kelsey	*	3-12	0-0	2-4	5	5	10	2	8	3	1	0	0	25
04	Carter, Sydney	*	0-4	0-2	6-6	0	3	3	2	6	4	2	0	3	37
10	Standish, Alexia	*	2-5	2-5	0-0	0	0	0	2	6	1	3	0	1	19
20	White, Tyra	*	1-2	0-0	1-2	2	4	6	3	3	0	8	0	0	36
21	Elonu, Adaora	*	9-17	0-0	5-5	2	5	7	2	23	1	2	2	1	40
25	Collins, Skylar		3-3	0-0	2-2	0	3	3	1	8	0	0	0	1	8
32	Pratcher, Adrienne		1-3	0-2	0-0	0	2	2	2	2	6	1	0	0	21
34	Gilbert, Karla		2-3	0-0	1-1	0	2	2	1	5	1	0	0	0	14
	Team					0	2	2							
	Totals		21-49	2-9	17-20	9	26	35	15	61	16	17	2	6	200

FG % 1st Half:	11-24	45.8%	2nd half:	10-25	40.0%	Game:	21-49	42.9%
3FG % 1st Half:	2-5	40.0%	2nd half:	0-4	0.0%	Game:	2-9	22.2%
FT % 1st Half:	3-3	100.0%	2nd half:	14-17	82.4%	Game:	17-20	85.0%

Deadball Rebounds 0,1

Officials: Clarke Stevens, Brian Hall, Kevin Farlow
Technical fouls: Arkansas-None. Texas A&M-None.
Attendance: 6185
NCAA Division I Women's Basketball Championship - Second Round

Score by periods	1st	2nd	Total
Arkansas	20	39	**59**
Texas A&M	27	34	**61**

Points	In Paint	Off T/O	2nd Chance	Fast Break	Bench
AR	20	18	13	2	14
TAMU	28	10	3	9	15

Last FG - AR 2nd-01:21, TAMU 2nd-04:26.
Largest lead - AR by 4 1st-17:09, TAMU by 14 2nd-17:08.

Score tied - 4 times.
Lead changed - 5 times.

2012 NCAA SECOND ROUND
March 17, 2012 | Reed Arena
College Station, Texas | First Round

Arkansas 72, Dayton 55

Arkansas overcame a 14-point first half deficit and beat Dayton 72-55 on Saturday in the first round of the NCAA Women's Basketball Tournament in College Station, Texas. The Razorbacks (24-8) ended the game on a 20-2 run and won their first NCAA Tournament game since 2003, while making their first appearance in the tournament since the same season. Quistelle Williams led four Arkansas players in double-figures with 15 points. Keira Peak and Lyndsay Harris each scored 14 points, while C'eira Ricketts added 13. Andrea Hoover scored 16 points and Justine Raterman added 14 for Dayton (23-7).

March 19, 2012 | Reed Arena
College Station, Texas | Second Round

#22 Texas A&M 61, Arkansas 59

Arkansas did its best to rally from 14 points down again, but in the end it couldn't close out Texas A&M. The third-seeded Aggies, the reigning national champions, avoided an upset bid by sixth-seeded Arkansas to take a 61-59 victory in the second round of the Women's NCAA Tournament. No. 22 Texas A&M (24-10) had a 14-point lead early in the second half and still led by 13 points, 53-40, with 7:55 left. The Razorbacks (24-9) rallied with a 19-5 run to take a 59-58 lead with 1:21 left. After each team missed short shots, Texas A&M's Sydney Carter was fouled by Ashley Daniels with 23.5 seconds left. Carter made both free throws to give the Aggies a 60-59 lead. The Razorbacks played for the last shot. When Texas A&M denied C'eira Ricketts a clear path to the basket on a drive, she passed to Quistelle Williams, who missed short on a jumper from just inside the free-throw line with 4.5 seconds left. The Aggies' Tyra White rebounded the miss and was fouled with 1.2 seconds left. White made one free throw for the final margin. The game was a matchup between Aggies Coach Gary Blair and Collen, his former Arkansas assistant. Williams, a junior reserve forward, led Arkansas' comeback with 14 points and eight rebounds. She had provided the offensive spark in the Razorbacks' first-round victory against Dayton, when the Flyers had led by 14 points in the first half. A three-pointer by Ricketts started an 8-0 run that pulled Arkansas to within 53-48.

NCAA TOURNAMENT RECORDS

```
Official Basketball Box Score -- GAME TOTALS -- FINAL STATISTICS
Arkansas vs Cincinnati
03/23/03 2:48 p.m. at Cincinnati, OH  (Fifth Third Arena)
-----------------------------------------------------------------------------
VISITORS: Arkansas 22-10
                                TOT-FG  3-PT          REBOUNDS
   Player Name                  FG-FGA FG-FGA FT-FTA OF DE TOT PF  TP  A TO BLK S MIN
20 CHRISTON, Shameka... f  5-10   1-3    2-2    1  2  3  3  13  1  3  0  0  23
22 CHERRY, Dana........ f  6-18   0-0    6-6    5  3  8  1  18  3  1  1  0  40
31 WRIGHT, Cara........ c  1-1    0-0    0-0    0  1  1  4   2  0  0  1  0   7
21 LEWIS, India........ g  4-13   2-6    0-0    2  0  2  0  10  0  1  0  2  24
14 HARPER, Lakishia.... g  1-4    0-0    0-0    1  2  3  1   2  5  0  0  0  31
25 VAUGHN, Rochelle....    2-5    0-0    0-1    1  2  3  2   4  1  0  0  2  25
33 PFEIFER, Sarah......    1-1    0-0    5-6    1  2  3  1   7  0  0  0  1  14
35 HARMON, Shanna......    0-2    0-1    0-0    0  0  0  1   0  0  0  0  0   3
15 NESBY, Katrina......    2-5    0-0    1-2    2  2  4  4   5  0  0  1  0  19
55 VADEN, Ruby.........    5-5    0-0    0-0    3  3  6  5  10  0  2  0  0  14
   TEAM................                          3  3  6
   Totals..............   27-64   3-10  14-17  19 20 39 22  71 10  7  3  5 200

TOTAL FG% 1st Half: 12-31 38.7%   2nd Half: 15-33 45.5%   Game: 42.2%  DEADB
3-Pt. FG% 1st Half:  0-4   0.0%   2nd Half:  3-6  50.0%   Game: 30.0%   REBS
F Throw % 1st Half:  4-6  66.7%   2nd Half: 10-11 90.9%   Game: 82.4%   3,1
-----------------------------------------------------------------------------
HOME TEAM: Cincinnati 23-8
                                TOT-FG  3-PT          REBOUNDS
## Player Name                  FG-FGA FG-FGA FT-FTA OF DE TOT PF  TP  A TO BLK S MIN
04 ALEXANDER, Carolyn.. f  6-9    1-1    6-6    5  3  8  3  19  0  3  0  0  38
33 YOUNG, Brittani..... f  0-1    0-0    0-0    2  0  2  3   0  1  1  0  1  29
31 MERRILL, Debbie..... c  5-16   0-0    6-10   4  8 12  3  16  2  2  0  0  36
   SHARP, K.B......... g  3-16   0-6    0-0    0  2  2  4   6  4  2  0  0  40
24 KING, Valerie....... g  5-7    3-4    0-0    1  3  4  2  13  2  3  0  0  38
12 HARVEY, Micah.......    1-2    0-1    0-2    0  1  1  0   2  2  0  0  0  13
22 STEVENSON, DeAnna...    0-2    0-0    1-2    0  0  0  1   1  0  0  0  0   6
   TEAM................                          3  1  4
   Totals..............   20-53   4-12  13-20  15 18 33 16  57 11 11  0  1 200

TOTAL FG% 1st Half: 12-25 48.0%   2nd Half:  8-28 28.6%   Game: 37.7%  DEADB
3-Pt. FG% 1st Half:  2-5  40.0%   2nd Half:  2-7  28.6%   Game: 33.3%   REBS
F Throw % 1st Half:  6-11 54.5%   2nd Half:  7-9  77.8%   Game: 65.0%    4
-----------------------------------------------------------------------------
Officials: Eric Larson, Bev Roberts, Peter Contreras
Technical fouls: Arkansas-None. Cincinnati-None.
Attendance: 4413
Score by Periods                  1st  2nd   Total
Arkansas......................     28   43  -   71
Cincinnati....................     32   25  -   57
Points in the paint-ARK 28,CIN 24. Points off turnovers-ARK 13,CIN 8.
2nd chance points-ARK 20,CIN 19. Fast break points-ARK 2,CIN 2.
Bench points-ARK 26,CIN 3. Score tied-3 times. Lead changed-1 time.
Last FG-ARK 2nd-01:40, CIN 2nd-01:19.
```

```
Basketball Box Score -- GAME TOTALS -- FINAL STATISTICS
s Texas
7:10 p.m. at Cincinnati, OH (Fifth Third Arena)
-----------------------------------------------------------------------------
S: Arkansas 22-11
                                TOT-FG  3-PT          REBOUNDS
Player Name                     FG-FGA FG-FGA FT-FTA OF DE TOT PF  TP  A TO BLK S MIN
CHRISTON, Shameka... f  6-14   4-6    0-0    0  2  2  5  16  0  2  0  1  30
WRIGHT, Cara........ c  0-0    0-0    0-0    0  0  0  1   0  1  1  0  0   7
LEWIS, India........ g  4-11   3-9    0-0    1  3  4  1  11  0  1  0  0  37
CHERRY, Dana........ g  3-11   0-0    2-6    3  2  5  3   8  0  1  0  0  31
HARPER, Lakishia.... g  2-7    0-0    0-0    0  2  2  1   4  5  1  0  0  27
MOORE, Kristin......    0-0    0-0    0-0    0  0  0  0   0  1  0  0  0   3
PETERSON, Kela......    0-1    0-0    0-0    1  1  2  0   0  0  1  0  0   5
VAUGHN, Rochelle....    0-3    0-1    0-0    1  2  3  0   0  1  1  0  1  18
PFEIFER, Sarah......    1-4    0-0    0-0    1  0  1  3   2  1  1  0  1  13
HARMON, Shanna......    0-0    0-0    0-0    0  0  0  0   0  0  0  0  0   1
NESBY, Katrina......    1-1    0-0    0-0    2  0  2  0   2  0  0  0  0   5
VADEN, Ruby.........    2-7    0-0    3-4    5  3  8  2   7  1  3  3  1  23
TEAM................                          3  4  7                1
Totals..............   19-59   7-16   5-10  17 19 36 16  50 10 13  3  4 200

TAL FG% 1st Half: 11-28 39.3%   2nd Half:  8-31 25.8%   Game: 32.2%  DEADB
-Pt. FG% 1st Half:  6-9  66.7%   2nd Half:  1-7  14.3%   Game: 43.8%   REBS
Throw % 1st Half:  1-4  25.0%   2nd Half:  4-6  66.7%   Game: 50.0%    3
-----------------------------------------------------------------------------
ME TEAM: Texas 27-5
                                TOT-FG  3-PT          REBOUNDS
# Player Name                   FG-FGA FG-FGA FT-FTA OF DE TOT PF  TP  A TO BLK S MIN
BOWERS, Kala........ f  3-12   0-2    2-4    5  4  9  2   8  2  0  1  1  26
SCHREIBER, Heather.. f  9-15   0-3    2-2    3  1  4  3  20  2  4  0  1  29
STEPHENS, Stacy..... c  8-12   0-0    0-0    9  5 14  2  16  0  1  1  1  34
CAREY, Jamie........ g  3-10   3-10   0-0    0  1  1  1   9  6  1  0  0  36
DILLARD, Tai........ g  3-12   0-0    1-2    3  4  7  2   7  2  1  0  2  29
SARE, Alisha........    1-5    0-3    0-0    0  2  2  0   2  1  0  0  0   6
NORMAN, Nina........    1-5    0-0    0-0    2  4  6  1   2  2  2  1  2  22
REED, Coco..........    0-0    0-0    0-0    0  0  0  0   0  0  0  0  0   1
HASTINGS, Annissa...    1-2    0-0    1-2    3  3  6  0   3  0  0  0  0  16
WILLIAMS, Mercedes..    0-0    0-0    0-0    0  0  0  0   0  0  1  0  0   1
TEAM................                          2  1  3
Totals..............   29-73   3-18   6-10  27 25 52 11  67 15 10  3  7 200

TAL FG% 1st Half: 17-39 43.6%   2nd Half: 12-34 35.3%   Game: 39.7%  DEADB
-Pt. FG% 1st Half:  1-9  11.1%   2nd Half:  2-9  22.2%   Game: 16.7%   REBS
Throw % 1st Half:  3-5  60.0%   2nd Half:  3-5  60.0%   Game: 60.0%    2
-----------------------------------------------------------------------------
fficials: Eric Larson, Beverly Roberts, Chuck Gonzales
echnical fouls: Arkansas-None. Texas-None.
tendance: 3097
core by Periods                   1st  2nd   Total
rkansas......................     29   21  -   50
exas.........................     38   29  -   67
econd Round of West Region Sub-Regional
exas  advances to West Region at Stanford University
ints in the paint-ARK 18,TEXAS 38. Points off turnovers-ARK 13,TEXAS 15.
chance points-ARK 13,TEXAS 18. Fast break points-ARK 6,TEXAS 4.
nch points-ARK 11,TEXAS 7. Score tied-2 times. Lead changed-4 times.
st FG-ARK 2nd-00:50, TEXAS 2nd-02:21.
```

2003 NCAA SECOND ROUND
March 23, 2003 | Fifth Third Arena
Cincinnati, Ohio | First Round

#24 Arkansas 71, Cincinnati 51

Dana Cherry stepped up with one of her most complete games of the season, scoring 18 points to lead 24th-ranked Arkansas. The margin of victory is not indicative of the close nature of the game as the Lady'Backs trailed most of the first half as Shameka Christon played only three minutes due to foul trouble and India Lewis faltered from the field. The duo was scoreless in the first half for the first time this year, but one of Cherry's best opening periods kept Arkansas close, 32–28 at halftime. Cherry scored 10 in the first half, over a third of Arkansas early scoring. Arkansas shot 45 in the second half with Christon getting all 13 of her points in the second half along with 10 from Lewis late. Lewis went on an eight-point run to hold Cincinnati at bay before the Bearcats' fouling in the last minute inflated the score. While the focus was on the top three scorers, Arkansas' bench out-scored Cincinnati, 26–3, with freshman Ruby Vaden scoring 10 points on 5-of-5 from the field before fouling out of the game.

March 25, 2003 | Fifth Third Arena
Cincinnati, Ohio | Second Round

#5 Texas 67, #24 Arkansas 50

Shameka Christon scored 16 points, but the Lady Razorbacks weren't able to overcome the inside strength of the Texas. Christon and senior India Lewis came out blazing from behind the arc as the Lady'Backs hit their first five three-pointers on the way to a 6-of-9 first half. Arkansas lead the game midway through the first half, but the slow wearing down by Texas' inside game led by Stacy Stephens gave the Longhorns a 38–29 halftime lead. Arkansas cut the Texas halftime lead to eight, 41–33, of a layup from senior Lakishia Harper, but UT went on a 13–3 run to take control. The Lady'Backs tied their record low for points in a NCAA tournament game.

NCAA TOURNAMENT RECORDS

FFICIAL BASKETBALL BOX SCORE -- G A M E T O T A L S
lemson vs Arkansas
/15/02 6 p.m. at Bramlage Coliseum Manhattan, Kan.

ISITORS: Clemson

?. N A M E		TOT-FG FG-FGA	3-PT FG-FGA	FT-FTA	REBOUNDS OF	DE	TOT	PF	TP	A	TO	BLK	S	MIN
3 Glenney, Marci	f	0-7	0-1	2-2	3	5	8	3	2	4	3	1	1	35
3 Roper, Leah	f	5-12	0-0	1-4	5	3	8	2	11	0	0	1	2	34
4 Slosser, Maggie	c	3-5	0-0	0-0	2	7	9	4	6	1	2	1	0	20
2 Scott, Krystal	g	1-3	1-1	3-5	0	1	1	5	6	3	5	0	1	20
2 Floyd, Chrissy	g	12-24	3-8	3-4	0	1	1	3	30	1	1	0	0	40-
0 Queen, Kametra		4-6	0-0	2-5	2	3	5	4	10	2	3	0	1	17
2 Stokes, Lakeia		0-0	0-0	0-0	0	0	0	0	0	0	2	0	0	2
0 Aderhold, Julie		1-4	1-2	0-0	1	2	3	2	3	1	0	1	0	14
5 Shafer, Lacey		0-0	0-0	0-0	0	0	0	1	0	0	2	0	0	0+
0 Andrew, Tia		0-2	0-0	0-0	4	2	6	3	0	0	1	0	1	18
EAM					2	1	3							
OTALS		26-63	5-12	11-20	19	25	44	27	68	12	19	4	6	200

OT-FG 1stH: 10-29 34.5% 2ndH: 16-34 47.1% OT: 0-0 00.0% Game: 41.3% Deadbl
ot-FG 1stH: 1-4 25.0% 2ndH: 4-8 50.0% OT: 0-0 00.0% Game: 41.7% Rebs
Throw 1stH: 4-8 50.0% 2ndH: 7-12 58.3% OT: 0-0 00.0% Game: 55.0% 3

OME TEAM: Arkansas

?. N A M E		TOT-FG FG-FGA	3-PT FG-FGA	FT-FTA	REBOUNDS OF	DE	TOT	PF	TP	A	TO	BLK	S	MIN
3 Wright, Amy	f	2-6	0-1	4-8	0	5	5	3	8	11	5	1	2	36
2 Beard, Kiesha	f	1-4	0-0	4-7	5	2	7	4	6	1	1	0	0	21
0 Christon, Shameka	f	13-19	2-4	8-12	4	4	8	2	36	2	1	2	2	33
1 Lewis, India	g	1-7	1-5	4-4	1	1	2	3	7	3	0	1	3	35
2 Cherry, Dana	g	3-11	0-0	2-4	2	4	6	0	8	0	2	0	2	31
5 Harmon, Shanna		1-2	0-1	1-2	0	2	2	2	3	0	1	0	0	8
4 Harper, Lakishia		3-11	0-0	1-2	1	0	1	3	7	1	0	0	0	17
2 Oakley, Joy		1-2	0-0	1-2	1	3	4	2	3	0	0	0	1	19
EAM					4	3	7				1			
OTALS		25-62	3-11	25-41	18	24	42	19	78	18	11	4	10	200

OT-FG 1stH: 14-36 38.9% 2ndH: 11-26 42.3% OT: 0-0 00.0% Game: 40.3% Deadbl
ot-FG 1stH: 2-9 22.2% 2ndH: 1-2 50.0% OT: 0-0 00.0% Game: 27.3% Rebs
Throw 1stH: 7-13 53.8% 2ndH: 18-28 64.3% OT: 0-0 00.0% Game: 61.0% 10

FFICIALS: Bonita Spence, Don Green, Cameron Inouye
CHNICAL FOULS:
lemson - none
rkansas - none
TTENDANCE:
CORE BY PERIODS:

	1st	2nd	OT1	OT2	OT3	OT4	TOTAL
lemson	25	43					68
rkansas	37	41					78

TS IN THE PAINT: Clemson - 30 Arkansas - 34
TS OFF TURNOVERS: Clemson - 08 Arkansas - 21
ND CHANCE POINTS: Clemson - 17 Arkansas - 24
AST BREAK POINTS: Clemson - 08 Arkansas - 04

Official Basketball Box Score
Arkansas vs Kansas State
3/17/02 8:36 p.m. at Manhattan, Kan. (Bramlage Coliseum)

VISITORS: Arkansas (20-12)

## Player Name		TOT-FG FG-FGA	3-PT FG-FGA	FT-FTA	REBOUNDS OF	DE	TOT	PF	TP	A	TO	BLK	S	MIN
12 Beard, Kiesha.....	f	0-0	0-0	2-4	3	4	7	4	2	0	1	1	1	12
20 Christon, Shameka...	f	9-24	0-4	1-2	6	2	8	3	19	0	2	1	3	40
03 Wright, Amy.....	g	3-5	1-1	7-10	0	1	1	1	14	9	1	0	3	40
21 Lewis, India.....	g	5-17	3-13	2-2	1	2	3	5	15	2	0	0	2	38
22 Cherry, Dana.....	g	4-10	0-0	0-0	1	3	4	4	8	3	1	0	1	31
35 Harmon, Shanna.....		0-1	0-1	0-0	0	0	0	1	0	0	0	0	1	7
44 Harper, Lakishia....		2-4	0-0	0-1	0	0	0	2	4	1	0	0	1	12
45 Nesby, Katrina.....		3-7	0-0	0-2	0	3	3	4	6	0	1	1	0	18
52 Oakley, Joy.....		0-0	0-0	0-0	0	0	0	0	0	0	1	0	0	2
TEAM.....					2	1	3							
Totals.....		26-68	4-19	12-21	13	16	29	24	68	15	7	3	12	200

TOTAL FG% 1st Half: 15-32 46.9% 2nd Half: 11-36 30.6% Game: 38.2% DEADB
3-Pt. FG% 1st Half: 4-12 33.3% 2nd Half: 0-7 0.0% Game: 21.1% REBS
F Throw % 1st Half: 8-13 61.5% 2nd Half: 4-8 50.0% Game: 57.1% 5,2

HOME TEAM: Kansas State (26-7)

## Player Name		TOT-FG FG-FGA	3-PT FG-FGA	FT-FTA	REBOUNDS OF	DE	TOT	PF	TP	A	TO	BLK	S	MIN
34 Mahoney, Megan.....	f	2-6	1-2	5-7	2	9	11	2	10	3	5	1	2	40
53 Wecker, Kendra.....	f	4-7	2-3	2-3	0	4	4	4	12	1	2	0	0	19
03 Ohlde, Nicole.....	c	4-7	0-0	11-14	2	9	11	1	19	3	3	1	0	38
10 Koehn, Laurie.....	g	8-15	2-5	7-7	0	3	3	3	25	4	5	0	1	40
12 Rethman, Kristin....	g	3-7	2-5	2-2	0	6	6	2	10	2	0	0	0	40
42 Madden, Brie.....		3-3	0-0	0-0	0	0	0	5	6	1	3	2	0	18
45 Dutmer, Amy.....		0-0	0-0	0-0	2	1	3	0	0	0	1	0	0	5
TEAM.....						1	1							
Totals.....		24-45	7-15	27-33	6	33	39	17	82	14	19	4	3	200

TOTAL FG% 1st Half: 16-24 66.7% 2nd Half: 8-21 38.1% Game: 53.3% DEADB
3-Pt. FG% 1st Half: 5-10 50.0% 2nd Half: 2-5 40.0% Game: 46.7% REBS
F Throw % 1st Half: 7-9 77.8% 2nd Half: 20-24 83.3% Game: 81.8% 3

Officials: Bill Titus, Bonita Spence, Kathy Lynch
Technical fouls: Arkansas-None. Kansas State-None.
Attendance: 11786

Score by Periods	1st	2nd	Total
Arkansas.....	42	26	68
Kansas State.....	44	38	82

2002 NCAA SECOND ROUND
March 15, 2002 | Ahearn Field House
Manhattan, Kansas | First Round

Arkansas 78, Clemson 68

Arkansas rarely wins without at least two of its top shooters in double digits, but behind one of the greatest NCAA Tournament performances in school history from Shameka Christon, the Lady Razorbacks defeated Clemson, 78–68, to advance to the tournament second round. ÿArkansas got 36 points from an injured Christon. Amy Wright had eight points with 11 assists. Christon did it on only 33 minutes played thanks to a first–degree ankle sprain in the first half. When she went down, Arkansas was trailing an aggressive Clemson team. Christon returned and took over the game, hitting eight of Arkansas next 10 to push the Lady'Backs to a 56–46 lead. The Lady'Backs extended the lead to 15, 68–53, with four minutes to play. Wright's 11 assists pushed her over the 700 mark for her career.ÿAlong with Wright, Arkansas got eight points from Dana Cherry and seven each from India Lewis and Lakishia Harper.

March 17, 2002 | Ahearn Field House
Manhattan, Kansas | Second Round

#11 Kansas State 82, Arkansas 68

On a night plagued by a power outage at Bramlage Coliseum, the Ar–kansas Lady Razorbacks experienced an offensive outage in the crucial final minutes to allow the 11th–ranked Kansas State Wildcats to defeat the Lady Razorbacks, 82–68. Shameka Christon led with 19 points and eight rebounds. India Lewis scored 15, but only two in the second half. Amy Wright had a season high 14 points and nine assists. The nine assists pushed her to 205 for the season, breaking her own single–season re–cord of 198. Arkansas stayed with the Wildcats through the opening sev–en minutes despite a huge shooting advantage, 71.4 to 36.4 . After losing post player Kiesha Baird due to an elbow to the eye the Lady'Backs were unable to mount a comeback.

NCAA TOURNAMENT RECORDS

OFFICIAL BASKETBALL BOX SCORE -- G A M E T O T A L S
kansas Lady Razorbacks vs Baylor Lady Bears
17-01 11:07 a.m. at Cameron Indoor Stadium, Durham, N.C.

ITORS: Arkansas Lady Razorbacks 20-12

	N A M E		TOT-FG FG-FGA	3-PT FG-FGA	FT-FTA	REBOUNDS OF	DE	TOT	PF	TP	A	TO	BLK	S	MIN
	Shameka Christon	f	4-10	1-4	0-2	1	3	4	2	9	0	3	3	3	28
	Lakishia Harper	f	0-1	0-0	0-0	0	0	0	1	0	0	0	0	0	8
	Lonniya Bragg	c	6-9	0-0	4-6	6	8	14	3	16	2	3	1	1	32
	Amy Wright	g	5-13	0-0	3-5	2	5	7	3	13	4	2	0	2	36
	Wendi Willits	g	4-13	3-9	2-2	0	4	4	2	13	0	1	0	1	40-
	India Lewis		0-6	0-5	0-0	0	1	1	1	0	0	1	0	1	14
	Dana Cherry		3-8	0-0	4-6	2	1	3	4	10	0	2	0	1	22
	Carla Rhodes		0-0	0-0	0-0	0	0	0	0	0	0	0	0	0	0+
	Celia Anderson		1-3	0-0	5-6	1	0	1	3	7	0	2	2	5	17
	Joy Oakley		0-0	0-0	0-0	0	0	0	1	0	0	0	0	0	3
AM						1	2	3				1			
TALS			23-63	4-18	18-27	13	24	37	20	68	6	15	6	14	200

T-FG 1stH: 10-35 28.6% 2ndH: 13-28 46.4% OT: 0-0 00.0% Game: 36.5% Deadbl
t-FG 1stH: 2-12 16.7% 2ndH: 2-6 33.3% OT: 0-0 00.0% Game: 22.2% Rebs
hrow 1stH: 6-8 75.0% 2ndH: 12-19 63.2% OT: 0-0 00.0% Game: 66.7% 7, 1

ME TEAM: Baylor Lady Bears 21-9

	N A M E		TOT-FG FG-FGA	3-PT FG-FGA	FT-FTA	REBOUNDS OF	DE	TOT	PF	TP	A	TO	BLK	S	MIN
	Chanelle Fox	f	2-9	0-3	1-2	3	5	8	3	5	2	4	0	0	31
	Danielle Crockrom	f	8-16	0-0	3-4	4	7	11	2	19	0	4	0	1	40
	Monica Arnold	c	2-5	0-0	1-2	1	1	2	3	5	1	2	0	0	26
	Nicole Collins	g	0-2	0-0	2-2	0	2	2	3	2	1	5	0	2	20
	Sheila Lambert	g	4-17	1-7	7-10	2	7	9	5	16	4	6	0	1	37
	Jessika Stratton		4-9	2-6	0-1	0	4	4	2	10	2	2	0	1	31
	Hilary Akromis		0-0	0-0	0-0	0	0	0	0	0	0	0	0	0	1
	Stasha Richards		0-1	0-0	0-0	0	0	0	1	0	0	0	0	0	3
	Brooke McCormack		1-1	0-0	0-0	0	0	0	3	2	1	0	0	0	12
AM						7	2	9							
TALS			21-60	3-16	14-21	17	28	45	22	59	11	23	0	5	201

T-FG 1stH: 11-24 45.8% 2ndH: 10-36 27.8% OT: 0-0 00.0% Game: 35.0% Deadbl
t-FG 1stH: 2-5 40.0% 2ndH: 1-11 09.1% OT: 0-0 00.0% Game: 18.8% Rebs
hrow 1stH: 9-13 69.2% 2ndH: 5-8 62.5% OT: 0-0 00.0% Game: 66.7% 4, 1

FICIALS: Ron Dressander, Ralph Pickett, Kathy Lonergen
CHNICAL FOULS:
kansas Lady Razorbacks - none
ylor Lady Bears - none
TENDANCE:
ORE BY PERIODS:

	1st	2nd	OT1	OT2	OT3	OT4	TOTAL
kansas Lady Razorbacks	28	40					68
ylor Lady Bears	33	26					59

S IN THE PAINT: Arkansas Lady Razorbacks - 22 Baylor Lady Bears - 24
S OFF TURNOVERS: Arkansas Lady Razorbacks - 17 Baylor Lady Bears - 16
D CHANCE POINTS: Arkansas Lady Razorbacks - 12 Baylor Lady Bears - 14
ST BREAK POINTS: Arkansas Lady Razorbacks - 04 Baylor Lady Bears - 06

AA Tournament West Region First Round

2001 NCAA SECOND ROUND
March 17, 2001 | Cameron Indoor Stadium
Durham, N.C. | First Round

Arkansas 68, #24 Baylor 59
Lonniya Bragg led four Lady Razorbacks in double digits with 16 points and picked up a career–tying 14 rebounds. The Lady'Backs struggled from the field in the first half, hitting only 28.6 and missing their last 11 shots of the half to trail 33–28 at halftime. Then Bragg and fellow seniors Wendi Willits and Celia Anderson took over the game. Bragg outrebounded Baylor's all–Big 12 center Danielle Crockrom, and with Anderson controlled the lane in the second half. Arkansas held Baylor to only 27.8 from the field in the second half, including eight straight missed shots by the Lady Bears' leading scorer, Sheila Lambert.

L BASKETBALL BOX SCORE -- G A M E T O T A L S
Lady Razorbacks vs #5/5 Duke Blue Devils
7:37 p.m. at Cameron Indoor Stadium, Durham, N.C.

ITORS: Arkansas Lady Razorbacks 20-13

	N A M E		TOT-FG FG-FGA	3-PT FG-FGA	FT-FTA	REBOUNDS OF	DE	TOT	PF	TP	A	TO	BLK	S	MIN
	Shameka Christon	f	3-11	0-4	2-2	1	4	5	1	8	0	4	3	1	29
	Lonniya Bragg	f	2-7	0-0	1-2	4	4	8	3	5	0	2	0	2	28
	Amy Wright	g	3-8	2-2	3-6	1	3	4	3	11	6	4	0	2	33
	Wendi Willits	g	2-5	2-4	0-0	2	2	4	3	6	0	3	1	0	27
	Dana Cherry	g	4-12	0-0	3-4	1	3	4	3	11	1	1	0	0	34
	India Lewis		3-7	3-7	0-0	0	0	0	0	9	1	3	0	1	19
	Celia Anderson		1-5	0-0	0-0	0	2	2	2	2	0	1	1	0	11
	Shanna Harmon		0-1	0-1	0-0	0	0	0	1	0	0	0	0	0	6
	Lakishia Harper		0-0	0-0	0-0	0	1	1	0	0	0	1	0	0	6
	Katrina Nesby		0-0	0-0	0-0	0	1	1	0	0	1	0	0	0	5
	Joy Oakley		1-1	0-0	0-1	0	0	0	0	2	0	0	0	0	2
AM						2	3	5							
TALS			19-57	7-18	9-15	11	23	34	16	54	9	19	5	6	200

T-FG 1stH: 10-29 34.5% 2ndH: 9-28 32.1% OT: 0-0 00.0% Game: 33.3% Deadbl
t-FG 1stH: 4-8 50.0% 2ndH: 3-10 30.0% OT: 0-0 00.0% Game: 38.9% Rebs
hrow 1stH: 5-8 62.5% 2ndH: 4-7 57.1% OT: 0-0 00.0% Game: 60.0% 4, 1

ME TEAM: #5/5 Duke Blue Devils 30-3

	N A M E		TOT-FG FG-FGA	3-PT FG-FGA	FT-FTA	REBOUNDS OF	DE	TOT	PF	TP	A	TO	BLK	S	MIN
	Rochelle Parent	f	1-3	0-0	7-8	2	4	6	2	9	2	0	2	3	31
	Michele Matyasovsky	f	2-6	0-0	0-0	1	2	3	2	4	0	1	0	1	19
	Sheana Mosch	g	3-4	0-0	1-2	0	4	4	3	7	2	1	0	2	21
	Alana Beard	g	6-10	0-0	2-2	1	6	7	2	14	6	3	0	3	33
	Georgia Schweitzer	g	5-13	2-5	1-3	1	4	5	2	13	4	2	2	0	36
	Rometra Craig		5-12	0-3	1-2	0	1	1	1	11	2	1	0	2	22
	Vicki Krapohl		2-2	1-1	0-0	0	0	0	0	5	0	0	0	0	3
	Krista Gingrich		0-0	0-0	0-0	0	0	0	0	0	0	0	0	0	2
	Lello Gebisa		1-2	0-0	0-0	0	0	0	1	2	0	0	0	0	4
	Missy West		0-1	0-1	0-0	0	0	0	0	0	0	0	0	1	3
	Iciss Tillis		2-4	0-1	0-0	1	3	4	0	4	2	5	0	0	19
	Crystal White		3-5	0-0	0-0	1	3	4	1	6	0	0	2	0	7
AM						4	2	6							
TALS			30-62	3-11	12-17	11	29	40	14	75	18	13	6	12	200

T-FG 1stH: 16-33 48.5% 2ndH: 14-29 48.3% OT: 0-0 00.0% Game: 48.4% Deadbl
t-FG 1stH: 1-5 20.0% 2ndH: 2-6 33.3% OT: 0-0 00.0% Game: 27.3% Rebs
hrow 1stH: 3-5 60.0% 2ndH: 9-12 75.0% OT: 0-0 00.0% Game: 70.6% 2

FICIALS: Randy Campbell, Ron Dressander, Connie Pardue
CHNICAL FOULS:
kansas Lady Razorbacks - none
/5 Duke Blue Devils - none
TENDANCE: 6,023
ORE BY PERIODS:

	1st	2nd	OT1	OT2	OT3	OT4	TOTAL
kansas Lady Razorbacks	29	25					54
/5 Duke Blue Devils	36	39					75

S IN THE PAINT: Arkansas Lady Razorbacks - 14 #5/5 Duke Blue Devils - 44
S OFF TURNOVERS: Arkansas Lady Razorbacks - 05 #5/5 Duke Blue Devils - 25
D CHANCE POINTS: Arkansas Lady Razorbacks - 03 #5/5 Duke Blue Devils - 13
ST BREAK POINTS: Arkansas Lady Razorbacks - 02 #5/5 Duke Blue Devils - 14

A Tournament West Region Second Round

March 19, 2001 | Cameron Indoor Stadium
Durham, N.C. | Second Round

#5/5 Duke 75, Arkansas 54
Amy Wright and Dana Cherry led Arkansas with 11 points each. Wright opened the game with a three–point flurry and took UA out to a quick lead. Poor shooting after the first three minutes of the game crippled the Arkansas offense. The Lady'Backs finished with only 33 from the field compared to 48 for Duke. Trailing by seven at half, Arkansas made a final run at Duke with back–to–back jumpers from Bragg and Christon to cut the lead to three, 36–33, A 10–0 run by Duke put the game away.

1998 NCAA FINAL FOUR

NCAA TOURNAMENT RECORDS

OFFICIAL NCAA BASKETBALL BOX SCORE 1s
LICENSED TO: Stanford University END OF SECOND HALF

VISITORS: Arkansas 19-10

NO	PLAYER	FG	FGA	3P	3PA	FT	FTA	OR	DR	TOT	PF	PTS	A	TO	BLK	S	MIN
33	Jones,Karen	2	6	0	0	2	4	3	4	7	1	6	2	2	0	0	28
34	Karlin,Karyn	12	17	0	0	0	0	3	3	6	3	24	1	1	2	3	39
10	Smith,Christy	3	9	1	6	4	4	0	0	0	3	11	5	3	0	3	39
20	Willits,Wendi	5	10	4	9	0	0	1	0	1	2	14	2	4	0	1	29
30	Messer,Sytia	3	10	0	3	1	2	4	3	7	2	7	4	4	0	1	26
35	Christensen,T	4	8	1	1	1	2	0	2	2	2	10	2	3	0	1	19
22	Stancle,Kamar	1	1	0	0	0	0	0	1	1	0	2	0	0	0	1	7
13	Adams,Tennill	1	2	0	0	0	0	0	2	2	3	2	1	1	0	1	13
25	Bragg,LonniyaDNP-																
40	Satterfield,CDNP-																
44	Anderson,CeliDNP-																
15	Wright,TiffanDNP-																
	TEAM							4	2	6				0			
	TOTALS	31	63	6	19	8	12	15	17	32	16	76	17	18	2	11	200

TOTAL FG % 1st Half 41.7 2nd Half 59.3 Game 49.2 DEADBALL
3 PT FG % 1st Half 9.1 2nd Half 62.5 Game 31.6 REBOUNDS 3
FT % 1st Half 0.0 2nd Half 66.7 Game 66.7

HOME: Hawaii 24-4

NO	PLAYER	FG	FGA	3P	3PA	FT	FTA	OR	DR	TOT	PF	PTS	A	TO	BLK	S	MIN
3	Page,Kylie	9	13	3	6	2	3	2	3	5	3	23	1	4	0	2	32
24	Ashby,Brandi	2	6	0	0	4	6	0	6	6	3	8	2	5	0	2	36
44	Howard,Raylen	5	8	0	1	1	1	1	3	4	2	11	1	1	0	1	38
20	Cockett,Nani	2	7	0	1	3	3	0	0	0	4	7	5	3	0	5	29
21	Itoman,BJ	7	14	1	3	0	0	2	1	3	3	15	5	7	0	2	40
30	Liu,Hedy	0	1	0	0	0	0	1	2	3	0	0	0	1	0	0	12
32	Evers,Kyla	2	2	1	1	1	2	0	2	2	1	6	0	1	0	0	13
23	Lee,Crystal DNP-																
05	Kotilainen,LiDNP-																
04	Forsberg,Maj DNP-																
25	Petersen,SaraDNP-																
42	Wautlet,DestrDNP-																
	TEAM							2	1	3				0			
	TOTALS	27	51	5	12	11	15	8	18	26	16	70	14	22	0	12	200

TOTAL FG % 1st Half 69.6 2nd Half 39.3 Game 52.9 DEADBALL
3 PT FG % 1st Half 25.0 2nd Half 50.0 Game 41.7 REBOUNDS 3
FT % 1st Half 60.0 2nd Half 80.0 Game 73.3

Technical Fouls: 0
Attendance: 2420

OFFICIALS:
Sally Bell
Don Green
Beatrice Lyons-Daniels

SCORE BY PERIODS	1	2	OT	OT	OT	FINAL
Arkansas	31	45				76
Hawaii	36	34				70

This report has been produced by STATMAN II (tm) 2.51.FCW

March 13, 1998 | Maples Pavilion
Stanford, Calif. | First Round

Arkansas 76, #20 Hawai'i 70
After a 69 first half for Hawai'i, Arkansas began to wonder about its NCAA tournament fate. The 20th-ranked Wahine got a dose of SEC defense in the second half as Arkansas shut down the WAC's leading scorer, UH senior Nani Cockett. Meanwhile, Wendi Willits dropped three straight rainbow treys on the Wahine to help Arkansas gain the lead midway through the second half. Inside the lane, Hawai'i had no solution for Karyn Karlin, who hit her first five shots from the field and closed the game with 24 points on 12-of-17 from the field.

March 15, 1998 | Maples Pavilion

OFFICIAL NCAA BASKETBALL BOX SCORE 03-15-98 Stanford
LICENSED TO: Stanford University END OF SECOND HALF

VISITORS: Harvard 23-5

NO	PLAYER	FG	FGA	3P	3PA	FT	FTA	OR	DR	TOT	PF	PTS	A	TO	BLK	S	MIN
11	Miller,Suzie	4	10	0	4	0	0	1	5	6	3	8	0	5	0	1	31
21	Feaster,Allis	10	20	4	8	4	7	4	6	10	4	28	1	5	0	2	36
35	Russell,Sarah	3	4	0	0	1	2	0	1	1	0	7	0	1	0	1	22
32	Seanor,Alison	1	4	0	0	0	0	2	1	3	3	2	4	2	0	2	28
33	Basil,Megan	3	10	2	7	0	0	0	2	2	2	8	4	2	0	2	26
14	Kowal,Lisa	1	3	0	1	0	0	0	1	1	0	2	2	3	0	0	13
25	Egelhoff,Cour	1	5	1	1	1	2	0	0	0	1	4	1	0	0	0	15
34	Brandt,Sarah	0	3	0	0	0	0	1	4	5	0	0	1	0	0	0	17
22	Grossman,Karu	1	1	0	0	0	0	1	0	1	1	2	0	0	0	0	6
42	Zitnik,Jill	1	1	1	1	0	0	0	0	0	0	3	0	0	0	0	4
10	Boike,Kristen	0	0	0	0	0	0	0	0	0	0	0	0	0	0	0	1
20	Kinneen,Kelly	0	0	0	0	0	0	0	1	1	0	0	0	0	0	0	1
43	Janowski,RoseDNP-																
	TEAM							3	3	6				0			
	TOTALS	25	61	8	22	6	11	12	24	36	14	64	13	18	0	8	200

TOTAL FG % 1st Half 54.2 2nd Half 32.4 Game 41.0 DEADBALL
3 PT FG % 1st Half 80.0 2nd Half 23.5 Game 36.4 REBOUNDS 2
FT % 1st Half 33.3 2nd Half 80.0 Game 54.5

HOME: Arkansas 20-10

NO	PLAYER	FG	FGA	3P	3PA	FT	FTA	OR	DR	TOT	PF	PTS	A	TO	BLK	S	MIN
33	Jones,Karen	0	1	0	0	0	0	1	2	3	3	0	0	0	0	1	23
34	Karlin,Karyn	6	10	0	0	4	4	2	5	7	2	16	0	2	1	0	28
10	Smith,Christy	7	14	3	5	2	2	0	4	4	1	19	11	0	0	3	35
20	Willits,Wendi	6	8	6	8	0	0	0	0	0	0	18	1	1	0	1	24
30	Messer,Sytia	7	15	1	3	0	0	3	2	5	2	15	1	0	0	0	25
22	Stancle,Kamar	0	3	0	2	0	0	0	2	2	1	0	0	1	0	1	15
35	Christensen,T	1	5	0	1	2	2	0	2	2	2	4	2	3	0	2	14
13	Adams,Tennill	2	4	0	0	1	2	0	4	4	2	5	1	1	0	0	15
25	Bragg,Lonniya	0	0	0	0	1	2	0	0	0	1	1	0	0	0	0	6
40	Satterfield,C	0	1	0	1	0	0	0	0	0	0	0	0	1	0	0	6
44	Anderson,Celi	1	1	0	0	2	2	1	1	2	0	4	0	2	1	0	5
15	Wright,Tiffan	0	1	0	0	0	0	0	0	0	0	0	0	0	0	0	4
	TEAM							1	5	6				1			
	TOTALS	30	63	10	20	12	14	8	27	35	14	82	16	12	2	8	200

TOTAL FG % 1st Half 51.4 2nd Half 42.9 Game 47.6 DEADBALL
3 PT FG % 1st Half 50.0 2nd Half 50.0 Game 50.0 REBOUNDS 3
FT % 1st Half 100.0 2nd Half 83.3 Game 85.7

Technical Fouls: 0
Attendance: 2,013

OFFICIALS:
Sally Bell
Don Green
Deb Summer

SCORE BY PERIODS	1	2	OT	OT	OT	FINAL
Harvard	32	32				64
Arkansas	45	37				82

Stanford, Calif. | Second Round

Arkansas 82, Harvard 64
Christy Smith proved why she was an all-American by leading Arkansas back into the Sweet 16 for the first time since 1991. Smith had 19 points, 11 assists and zero turnovers in 35 minutes against the Crimson. Harvard trailed 45-32 by halftime as Arkansas never looked back. Karyn Karlin had 16 points and Sytia Messer 15. The second half, however, belonged to Wendi Willits who hit six three-pointers to break her two-day-old Arkansas record for treys in a tournament game and came within one of breaking the NCAA tournament mark. She finished with 18.

NCAA TOURNAMENT RECORDS

OFFICIAL NCAA BASKETBALL BOX SCORE 03-21-98 Oakland
Licensed To: UC Berkeley FINAL BOX

VISITORS: Arkansas

NO	PLAYER		FG	FGA	3P	3PA	FT	FTA	OR	DR	TOT	PF	PTS	A	TO	BLK	S	MIN
34	Karyn Karlin	F	6	16	0	0	4	5	1	4	5	3	16	1	1	0	0	26
30	Sytia Messer	F	6	10	3	3	8	10	4	4	8	1	23	1	0	0	0	28
33	Karen Jones	C	3	3	0	0	1	2	2	2	4	2	7	2	1	0	2	30
10	Christy Smith	G	5	9	2	5	2	2	0	1	1	2	14	3	0	0	2	39
20	Wendy Willits	G	0	1	0	0	4	4	0	1	1	1	4	0	0	0	1	26
13	Tennille Adams		2	4	0	0	0	0	0	1	1	2	4	0	4	0	0	15
35	Treva Christensen		4	9	1	2	0	0	0	1	1	3	9	1	0	0	2	18
22	Kamara Stancle		0	0	0	0	0	0	1	2	3	0	0	0	1	0	0	10
25	Lonniya Bragg		1	1	0	0	0	2	0	1	1	2	2	0	0	0	0	5
44	Celia Anderson		0	0	0	0	0	0	0	0	0	0	0	0	0	0	0	1
40	Carrie Satterfield		0	0	0	0	0	0	0	0	0	0	0	0	0	0	0	1
15	Tiffany Wright		0	0	0	0	0	0	0	0	0	0	0	0	1	0	0	1
	TEAM								1	1	2				0			
	TOTALS		27	53	6	10	19	25	9	18	27	16	79	8	8	0	7	200

FG 1st (10/ 28) 35.7 2nd (17/ 25) 68.0 OT Game (27/ 53) 50.9 DEADBALL
3PT 1st (2/ 5) 40.0 2nd (4/ 5) 80.0 OT Game (6/ 10) 60.0 REBOUNDS 3
FT 1st (6/ 11) 54.5 2nd (13/ 14) 92.9 OT Game (19/ 25) 76.0

HOME: Kansas

NO	PLAYER		FG	FGA	3P	3PA	FT	FTA	OR	DR	TOT	PF	PTS	A	TO	BLK	S	MIN
42	Jaclyn Johnson	F	8	14	0	0	2	3	2	3	5	4	18	2	1	0	1	30
34	Lynn Pride	F	0	4	0	0	3	4	1	0	1	4	3	3	5	0	0	27
43	Nakia Sanford	C	1	2	0	0	0	1	1	5	6	2	2	0	2	0	1	24
15	Jennifer Jackson	G	4	7	0	0	0	0	0	2	2	4	8	5	6	0	1	38
11	Suzi Raymant	G	6	13	2	5	0	0	1	3	4	2	14	2	1	1	0	33
24	Shandy Robbins		6	10	2	6	0	1	4	5	9	3	14	4	1	0	0	32
33	Nikki White		2	3	0	0	0	0	1	0	1	2	4	1	1	0	0	13
22	Koya Scott		0	0	0	0	0	0	0	0	0	0	0	0	0	0	0	2
55	Heather Fletcher		0	0	0	0	0	0	0	0	0	0	0	0	0	0	0	1
04	Casey Pruitt		DNP-															
32	Ashley Pyle		DNP-															
30	Lindsey Horner		DNP-															
	TEAM								1	2	3				1			
	TOTALS		27	53	4	11	5	9	11	20	31	21	63	17	18	1	3	200

FG 1st (14/ 23) 60.9 2nd (13/ 30) 43.3 OT Game (27/ 53) 50.9 DEADBALL
3PT 1st (2/ 4) 50.0 2nd (2/ 7) 28.6 OT Game (4/ 11) 36.4 REBOUNDS 1
FT 1st (2/ 4) 50.0 2nd (3/ 5) 60.0 OT Game (5/ 9) 55.6

Attendance: 6,564PD

OFFICIALS
#0- Tom Dubas
#0- Dave Stewart
#0- Kathy Lynch

SCORE BY PERIODS	1	2	OT	OT	OT	FINAL
Arkansas	28	51				79
Kansas	32	31				63

TECHNICAL FOULS: NONE

March 21, 1998 | The New Arena
Oakland, Calif. | Sweet 16

Arkansas 79, Kansas 63

The Lady Razorbacks' season was in trouble by halftime. Trailing Kansas 32–28 and shooting poorly, Arkansas needed a revival. They got it in the locker room and came out to set a NCAA West Regional record with 51 second–half points to blow out the Jayhawks. Sytia Messer led the way with 23 points. Messer controlled the floor on both ends by shooting 60 and holding KU's leading scorer Lynn Pride to only three points. Messer also led Arkansas on the glass with eight rebounds. Karyn Karlin had 16 and Christy Smith 14. Smith managed her second straight game without a turnover.

WEST REGIONAL ~ CHAMPIONSHIP

OFFICIAL NCAA BASKETBALL BOX SCORE 03-23-98 Oakland, CA
Licensed To: UC Berkeley FINAL BOX

VISITORS: Arkansas (22-10)

NO	PLAYER		FG	FGA	3P	3PA	FT	FTA	OR	DR	TOT	PF	PTS	A	TO	BLK	S	MIN
34	Karyn Karlin	F	6	12	0	0	0	0	0	1	1	3	12	0	1	0	0	34
30	Sytia Messer	F	9	16	2	4	0	0	1	4	5	3	20	5	0	0	2	33
33	Karen Jones	C	1	4	0	0	0	0	0	3	3	4	2	0	3	0	1	22
10	Christy Smith	G	2	6	0	2	9	10	0	3	3	3	13	4	2	0	0	40
20	Wendy Willits	G	0	5	0	1	0	2	0	4	4	0	0	1	0	0	2	19
35	Treva Christensen		6	11	2	4	0	0	0	2	2	5	14	2	2	0	2	20
22	Kamara Stancle		0	1	0	0	0	0	1	0	1	0	0	0	0	0	2	8
13	Tennille Adams		6	9	0	0	2	2	4	2	6	3	14	0	0	0	1	17
25	Lonniya Bragg		0	0	0	0	0	0	0	0	0	0	0	0	0	0	0	1
44	Celia Anderson		1	1	0	0	0	0	0	0	0	2	2	1	0	0	0	5
15	Tiffany Wright		0	0	0	0	0	0	0	0	0	0	0	0	0	0	0	1
40	Carrie Satterfield		DNP-															
	TEAM								4	5	9				0			
	TOTALS		31	65	4	11	11	14	10	24	34	23	77	13	8	0	10	200

FG 1st (15/ 35) 42.9 2nd (16/ 30) 53.3 OT Game (31/ 65) 47.7 DEADBALL
3PT 1st (2/ 7) 28.6 2nd (2/ 4) 50.0 OT Game (4/ 11) 36.4 REBOUNDS 1
FT 1st (0/ 2) 0.0 2nd (11/ 12) 91.7 OT Game (11/ 14) 78.6

HOME: Duke (24-8)

NO	PLAYER		FG	FGA	3P	3PA	FT	FTA	OR	DR	TOT	PF	PTS	A	TO	BLK	S	MIN
10	Peppi Browne	F	9	12	0	0	2	4	2	3	5	3	20	0	3	0	1	24
23	Georgia Schweitzer	F	0	4	0	2	2	3	2	4	6	1	2	0	2	1	1	27
31	Michele VanGorp	C	5	7	0	0	4	6	0	2	2	1	14	0	1	1	0	25
22	Nicole Erickson	G	5	15	0	5	2	2	0	4	4	3	12	5	2	1	1	39
11	Hilary Howard	G	2	6	1	2	1	2	2	1	3	4	6	1	2	0	0	33
40	Lauren Rice		2	6	0	2	4	5	3	3	6	2	8	1	0	0	2	23
04	Rochelle Parent		3	4	0	0	3	4	2	4	6	4	9	1	3	1	0	21
33	Payton Black		0	2	0	0	1	4	0	1	1	0	1	0	1	0	0	8
32	Shaeeta Brown		DNP-															
34	Jennifer Forte		DNP-															
05	Naz Medhanie		DNP-															
45	Takisha Jones		DNP-															
55	Juanita Hepburn		DNP-															
	TEAM								1	4	5				0			
	TOTALS		26	56	1	11	19	30	12	26	38	18	72	8	14	4	5	200

FG 1st (11/ 29) 37.9 2nd (15/ 27) 55.6 OT Game (26/ 56) 46.4 DEADBALL
3PT 1st (1/ 6) 16.7 2nd (0/ 5) 0.0 OT Game (1/ 11) 9.1 REBOUNDS 4
FT 1st (8/ 14) 57.1 2nd (11/ 16) 68.8 OT Game (19/ 30) 63.3

Attendance: 5,801PD

OFFICIALS
#0- Judy Schneider
#0- Brian Enterline
#0- John Morningsta

SCORE BY PERIODS	1	2	OT	OT	OT	FINAL
Arkansas	32	45				77
Duke	31	41				72

March 23, 1998 | The New Arena
Oakland, Calif. | Elite Eight

Arkansas 77, #8 Duke 72

The Lady'Backs fought foul trouble and the Duke Blue Devils size for 39 minutes. In the end, it was Arkansas' ability to control the glass and hit free throws when fouled that sent the Lady'Backs to the Final Four. Tennille Adams' stickback with under two minutes to play gave Arkansas its final lead of the game, 73–72. After its own misses and turnovers, Duke fouled Christy Smith twice in the final 31 seconds. She hit all four to ice the win. In the first half, it was another Adams rebound and bucket that gave the Lady'Backs the halftime lead, 32–31. Adams finished with 14 off 6–of–9 from the field. Treva Christensen came off the bench to spark Arkansas midway through the second half, hitting 6–of–11 for 14 points of her own. Sytia Messer led Arkansas with 20.

NCAA TOURNAMENT RECORDS

OFFICIAL BASKETBALL BOX SCORE -- G A M E T O T A L S
Arkansas vs Tennessee
3/27/98 8:37pm CST at Kemper Arena, Kansas City, Missouri

VISITORS: Arkansas (22-11)

No.	N A M E		TOT-FG FG	FGA	3-PT FG	FGA	FT	FTA	REBOUNDS OF	DE	TOT	PF	TP	A	TO	BLK	S	MIN
4	KARLIN,Karyn	f	4	8	0	0	1	1	0	3	3	3	9	0	3	0	0	17
33	JONES,Karen	c	0	0	0	0	1	2	2	2	4	1	1	1	5	0	0	21
10	SMITH,Christy	g	1	11	0	4	2	4	0	3	3	3	4	3	4	0	2	38
20	WILLITS,Wendi	g	1	3	1	2	0	0	1	1	2	0	3	1	3	0	0	19
30	MESSER,Sytia	g	3	10	1	3	0	1	2	4	6	3	7	1	4	0	0	23
13	ADAMS,Tennille		2	7	0	0	4	4	0	3	3	4	8	0	2	0	1	20
15	WRIGHT,Tiffany		0	0	0	0	0	0	0	0	0	0	0	0	0	0	0	1
22	STANCLE,Kamara		4	6	1	2	3	3	2	5	7	3	12	0	3	0	1	19
25	BRAGG,Lonniya		0	4	0	0	0	4	2	1	3	1	0	0	1	0	2	11
35	CHRISTENSEN,Treva		3	8	2	4	6	6	0	1	1	3	14	1	3	0	1	17
40	SATTERFIELD,Carrie		0	1	0	0	0	0	0	1	1	0	0	2	0	0	1	4
44	ANDERSON,Celia		0	1	0	0	0	0	1	1	2	3	0	0	0	0	0	10
TEAM									5	0	5							
TOTALS			18	59	5	15	17	25	15	25	40	24	58	9	28	0	8	200

TOTAL FG% 1st Half:	9-29 .310	2nd Half:	9-30 .300	Game:	.305	DEADBALL	
3-Pt. FG% 1st Half:	4-10 .400	2nd Half:	1- 5 .200	Game:	.333	REBOUNDS	
F Throw % 1st Half:	6- 9 .667	2nd Half:	11-16 .688	Game:	.680	3	

HOME TEAM: Tennessee (38-0)

No.	N A M E		TOT-FG FG	FGA	3-PT FG	FGA	FT	FTA	REBOUNDS OF	DE	TOT	PF	TP	A	TO	BLK	S	MIN
23	HOLDSCLAW,Chamique	f	8	16	0	1	7	11	2	8	10	3	23	2	2	2	1	30
24	CATCHINGS,Tamika	f	5	9	0	0	3	5	1	7	8	3	13	4	2	0	2	30
34	STEPHENS,LaShonda	c	2	7	0	0	1	2	0	1	1	3	5	0	1	0	0	17
14	JOLLY,Kelly	g	5	7	1	2	0	0	1	2	3	1	11	5	4	0	0	30
21	RANDALL,Semeka	g	7	19	0	0	8	9	6	2	8	1	22	2	0	0	3	28
03	BUTTS,Niya		0	0	0	0	0	0	0	1	1	0	0	0	1	0	0	1
11	MILLIGAN,Laurie		0	0	0	0	0	0	0	1	1	2	0	0	2	0	0	7
13	GREENE,Misty		1	1	0	0	0	0	0	0	0	0	2	0	0	0	0	5
31	LAXTON,Brynae		0	2	0	0	0	0	1	1	2	0	0	0	0	0	0	8
33	CLEMENT,Kristen		2	6	0	0	0	0	0	0	0	4	4	4	4	0	1	19
[illegible]	GETER,Teresa		1	1	0	0	4	6	3	4	7	4	6	2	2	5	2	25
TEAM									3	4	7							
TOTALS			31	68	1	3	23	33	17	31	48	21	86	19	18	7	9	200

TOTAL FG% 1st Half:	15-38 .395	2nd Half:	16-30 .533	Game:	.456	DEADBALL	
3-Pt. FG% 1st Half:	1- 3 .333	2nd Half:	0- 0 .000	Game:	.333	REBOUNDS	
F Throw % 1st Half:	8-12 .667	2nd Half:	15-21 .714	Game:	.697	5	

OFFICIALS: Scott Yarbrough, Dennis Mayer, Teresa Dahlem
TECHNICAL FOULS:
Arkansas - none
Tennessee - none
ATTENDANCE: 17,976

SCORE BY PERIODS:	1st	2nd	OT1	OT2	OT3	OT4	TOTAL
Arkansas	28	30					58
Tennessee	39	47					86

POINTS IN THE PAINT: Arkansas- 14 Tennessee- 54
POINTS OFF TURNOVERS: Arkansas- 09 Tennessee- 27
SECOND CHANCE POINTS: Arkansas- 14 Tennessee- 14
FAST BREAK POINTS: Arkansas- 03 Tennessee- 16

March 27, 1998 | Kemper Arena
Kansas City, Mo. | Final Four

#1 Tennessee 86, Arkansas 58

Arkansas hung with Tennessee the first half, and looked to go into the locker room down by eight until a missed assignment left Kelly Jolly wide open for the only three-pointer the Lady Vols made in the NCAA semifinal game. As a result, UT took a 39-28 spread to intermission, and Arkansas was sent reeling by a Tennessee run to start the second half. Kamara Stancle came off the bench with 12 and Treva Christensen led with 14.

NCAA TOURNAMENT RECORDS

1995 MIDEAST REGIONAL - First Round

No.	USF	p	Tot FG FG-FGA	3-pt FG-FGA	FT-FTA	Rebounds O- D Tot	PF	TP	A	TO	BLK	S	MIN
2	KAGIE, Andrea	f	3- 9	0- 1	0- 0	0- 3 3	5	6	1	2	0	3	23
24	DEMIRDJIAN, Renee	f	5- 8	0- 0	1- 2	2- 4 6	1	11	1	2	0	3	38
50	GILLON, Valerie	c	3-10	0- 0	3- 4	4- 1 5	3	9	0	2	0	1	33
03	SHADIAN, Jamie	g	4-12	1- 2	2- 2	5- 4 9	5	11	5	7	0	1	39
40	LINDHE, Brittany	g	8-21	1- 5	4- 4	5- 4 9	1	21	1	3	0	2	38
35	SOUTHER, Audra		0- 2	0- 0	0- 0	0- 0 0	3	0	1	1	0	1	17
23	SPRAGAN, Donna		0- 3	0- 0	0- 0	0- 2 2	1	0	0	5	0	0	12
	Team Rebs./TOs					1- 1 2				0			
	TOTALS		23-65	2- 8	10-12	17-19 36	19	58	9	22	0	11	200

TOTAL FG% 1st Half 11-31 .355 2nd Half 12-34 .353 Game 23-65 .354 DB 0- 1
3-Pt. FG% 1st Half 1- 2 .500 2nd Half 1- 6 .167 Game 2- 8 .250 Reb D-
FT% 1st Half 5- 6 .833 2nd Half 5- 6 .833 Game 10-12 .833 T- 1

No.	ARKANSAS	p	Tot FG FG-FGA	3-pt FG-FGA	FT-FTA	Rebounds O- D Tot	PF	TP	A	TO	BLK	S	MIN
20	ROBERSON, T.	f	1- 2	0- 0	0- 0	1- 1 2	1	2	0	0	0	1	19
34	JOHNSON, Kelly	f	7-11	0- 0	0- 0	0- 3 3	1	14	2	4	0	3	38
12	BLOOMER, Steph.	c	7-13	0- 0	4- 6	1- 5 6	1	18	1	5	2	2	29
10	SMITH, Christy	g	2- 7	0- 3	1- 2	0- 3 3	0	5	1	8	0	4	39
32	WILSON, Kimberly	g	3- 9	1- 3	4- 4	0- 4 4	2	11	3	1	0	2	32
33	JONES, Karen		7- 8	0- 0	3- 4	4- 5 9	2	17	1	3	0	1	24
15	WRIGHT, Tiffany		0- 0	0- 0	0- 0	0- 0 0	0	0	0	0	0	0	1
23	PARKER, Carrie		0- 0	0- 0	0- 0	0- 0 0	0	0	0	0	0	0	1
24	TWIGGS, Allyson		0- 1	0- 0	0- 0	0- 1 1	4	0	1	0	0	0	11
35	CHRISTENSEN, T.		0- 1	0- 0	0- 0	0- 1 1	0	0	0	3	1	0	6
	Team Rebs./TOs					2- 3 5				0			
	TOTALS		27-52	1- 6	12-16	8-26 34	11	67	9	24	3	13	200

TOTAL FG% 1st Half 11-25 .440 2nd Half 16-27 .593 Game 27-52 .519 DB 0- 2
3-Pt. FG% 1st Half 1- 5 .200 2nd Half 0- 1 .000 Game 1- 6 .167 Reb D-
FT% 1st Half 4- 5 .800 2nd Half 8-11 .727 Game 12-16 .750 T- 2

Officials: Buddy Horton, Tom Cross

Score By Periods	1st H.	2nd H.	Total
USF	28	30	58
ARKANSAS	27	40	67

Technical Fouls: none

Attendance: TBA

MAR 18 '95 06:14PM UW ATHLETIC ADMIN P.1

OFFICIAL NCAA BASKETBALL BOX SCORE 18 MAR 1995 Edmundson Pavilion
1995 NCAA WOMEN'S MIDEAST SECOND-ROUND GAME

No.	ARKANSAS	p	Tot FG FG-FGA	3-pt FG-FGA	FT-FTA	Rebounds O- D Tot	PF	TP	A	TO	BLK	S	MIN
33	JONES, Karen	f	5- 9	0- 0	2- 5	5- 3 8	4	12	0	2	1	2	36
34	JOHNSON, Kelly	f	2- 9	0- 0	1- 2	3- 5 8	2	5	0	3	0	0	38
12	BLOOMER, Steph.	c	6-10	0- 0	0- 0	3- 2 5	5	12	2	3	1	1	21
10	SMITH, Christy	g	3-16	1- 1	7- 8	1- 4 5	3	14	1	9	0	2	39
24	TWIGGS, Allyson	g	1- 4	0- 0	0- 0	0- 4 4	3	2	3	2	0	3	31
32	WILSON, Kimberly		2- 7	1- 3	0- 0	1- 3 4	2	5	1	2	0	1	24
35	CHRISTENSEN, T.		0- 0	0- 0	0- 0	0- 0 0	2	0	0	1	0	0	1
20	ROBERSON, T.		0- 1	0- 0	0- 0	0- 2 2	0	0	0	1	0	0	10
	Team Rebs./TOs					1- 2 3				0			
	TOTALS		19-56	2- 4	10-15	14-25 39	21	50	7	23	2	9	200

TOTAL FG% 1st Half 7-24 .292 2nd Half 12-32 .375 Game 19-56 .339 DB 0- 4
3-Pt. FG% 1st Half 0- 2 .000 2nd Half 2- 2 1.000 Game 2- 4 .500 Reb D- 0
FT% 1st Half 4- 7 .571 2nd Half 6- 8 .750 Game 10-15 .667 T- 4

No.	WASHINGTON	p	Tot FG FG-FGA	3-pt FG-FGA	FT-FTA	Rebounds O- D Tot	PF	TP	A	TO	BLK	S	MIN
04	WUSCHNIG, Melissa	f	4-11	0- 3	0- 2	0- 5 5	0	8	1	2	1	0	28
10	LEWIS, Cynthia	f	3- 6	0- 0	0- 2	5- 4 9	2	6	0	2	2	0	31
1	SMITH, Rhonda	c	6-13	0- 0	2- 5	2- 8 10	3	14	3	4	0	3	31
24	FOUCADE, Katia	g	2- 6	1- 3	0- 1	0- 0 0	3	5	2	5	0	3	34
32	KELLY, Shannon	g	0- 3	0- 3	0- 1	0- 2 2	2	0	3	1	0	1	17
13	SAVASTA, Laure		4- 8	0- 1	8- 8	3- 0 3	4	16	3	5	0	0	26
22	PELZ, Gena		1- 6	0- 0	1- 2	2- 2 4	2	3	1	1	0	2	21
44	PERKINS, Michelle		1- 2	0- 0	0- 0	0- 2 2	0	2	0	0	0	1	9
33	NIEMELA, Elise		0- 0	0- 0	0- 0	1- 0 1	0	0	0	0	0	0	3
	Team Rebs./TOs					1- 1 2				0			
	TOTALS		21-55	1-10	11-21	14-24 38	16	54	13	20	3	10	200

TOTAL FG% 1st Half 10-29 .345 2nd Half 11-26 .423 Game 21-55 .382 DB 0- 5
3-Pt. FG% 1st Half 1- 7 .143 2nd Half 0- 3 .000 Game 1-10 .100 Reb D- 0
FT% 1st Half 2- 6 .333 2nd Half 9-15 .600 Game 11-21 .524 T- 5

Officials: Carla Fujimoto, William Pickett

Score By Periods	1st H.	2nd H.	Total
ARKANSAS	18	32	50
WASHINGTON	23	31	54

Technical Fouls
ARKANSAS: BENCH

Attendance: 4,597

1995 NCAA SECOND ROUND
March 16, 1995 | Alaska Airlines Arena
Seattle, Wash. | First Round

#15 Arkansas 67, San Francisco 58
Karen Jones' jumper capped a 15–0 run midway through the second half to advance Arkansas into the second round of the NCAA tournament. Arkansas trailed 28–27 at halftime after committing 13 first half turnovers. The turnovers continued in the early second half as the Lady'Backs stumbled to a 43–35 deficit with 13:02 to play. From that point, Arkansas shut down USF's offense for nearly six minutes. Jones finished with a new career high 17 points. Stephanie Bloomer led Arkansas with 19 points, followed by Kelly Johnson with 14 (12 in the second half). Kimberly Wilson had 11.

March 18, 1995 | Alaska Airlines Arena
Seattle, Wash. | Second Round

#14 WASHINGTON 54, #15 ARKANSAS 50
The cardiac kids came up just one shot short of the Sweet 16, losing to Washington on the Huskies home court. Trailing most of the game, Kimberly Wilson and Christy Smith teamed for back–to–back three–pointers in the closing seconds to make it a two–point game. This time, however, Washington had the young guard with ice water in her veins as Laure Savasta stepped to the line to hit six–of–six in the last 20 seconds of the game to advance the Huskies. Arkansas trailed by five, 23–18, at halftime in a low scoring defensive battle. In fact, 15 of the games 104 points came in the last 45 seconds. Smith had 14 points and Stephanie Bloomer and Karen Jones each had 12.

1991 NCAA REGIONAL

NCAA TOURNAMENT RECORDS

OFFICIAL NCAA BASKETBALL BOX SCORE 03-16-91
Licensed To: Univ. of Arkansas FINAL BOX

VISITORS: Northwestern 21-9

)	PLAYER	FG	FGA	3P	3PA	FT	FTA	OR	DR	TOT	PF	PTS	A	TO	BLK	S	MIN
11	M.Kennelly	3	6	1	2	2	2	0	2	2	4	9	2	3	0	0	29
21	Savage	2	5	0	0	3	3	1	4	5	4	7	6	5	0	2	36
24	N.Kennelly	4	9	1	4	2	2	0	2	2	1	11	7	7	0	1	39
52	Whitmore	3	7	0	0	3	6	1	3	4	3	9	0	2	0	0	22
35	Groh	5	10	0	0	5	9	3	7	10	2	15	1	3	0	1	33
10	Cole	0	1	0	1	0	0	0	0	0	0	0	2	1	0	0	10
40	Ertel	6	11	0	0	1	2	3	3	6	2	13	0	4	0	1	18
23	Kroll	2	7	0	2	0	0	0	1	1	3	4	0	2	0	1	11
15	Williams	0	0	0	0	0	0	0	0	0	0	0	0	0	0	0	2
	TEAM							0	0	0				0			
	TOTALS	25	56	2	9	16	24	8	22	30	19	68	18	27	0	6	200

TOTAL FG % 1st Half 50.0 2nd Half 40.0 Game 44.6 DEADBALL
3 PT FG % 1st Half 20.0 2nd Half 25.0 Game 22.2 REBOUNDS 4
FT % 1st Half 69.2 2nd Half 63.6 Game 66.7

HOME: Arkansas 28-~~13~~3

NO	PLAYER	FG	FGA	3P	3PA	FT	FTA	OR	DR	TOT	PF	PTS	A	TO	BLK	S	MIN
11	Nicholas	9	17	1	3	4	6	1	4	5	2	23	7	3	0	3	32
30	Savage	0	0	0	0	0	0	1	2	3	3	0	2	1	0	2	13
[illegible]	DeHorney	10	14	0	0	11	11	2	5	7	2	31	0	4	1	1	29
[illegible]	Moore	3	4	0	0	0	1	1	3	4	2	6	5	1	0	1	17
33	Willson	7	14	0	0	1	1	3	2	5	2	15	4	0	0	4	34
14	Hopson	4	11	1	6	0	0	2	0	2	4	9	4	1	0	1	18
20	Gore	4	6	0	0	0	0	2	2	4	2	8	3	2	0	1	23
42	Thacker	1	1	0	0	0	1	0	0	0	0	2	0	0	0	0	2
41	Muldrew	0	2	0	1	0	0	1	1	2	1	0	0	1	0	0	8
52	Crosby	0	1	0	0	0	0	0	0	0	0	0	0	0	0	1	4
15	Dickson	2	2	0	0	1	2	1	3	4	1	5	0	1	0	0	9
40	Moore	0	0	0	0	0	2	0	0	0	0	0	0	0	0	0	2
22	Henderson	3	4	0	0	0	0	1	1	2	0	6	5	1	0	2	9
	TEAM							0	3	3				0			
	TOTALS	43	76	2	10	17	24	15	26	41	19	105	30	15	1	16	200

TOTAL FG % 1st Half 52.5 2nd Half 61.1 Game 56.6 DEADBALL
3 PT FG % 1st Half 40.0 2nd Half 0.0 Game 20.0 REBOUNDS 4
FT % 1st Half 87.5 2nd Half 62.5 Game 70.8

Technical Fouls: 0
Attendance: 4015

OFFICIALS:
Tommy Saleremo
Vickie Davis
[illegible]ank Staggs

SCORE BY PERIODS	1	2	OT	OT	OT	FINAL
Northwestern	36	32				68
Arkansas	51	54				105

March 15, 1991 | Bud Walton Arena
Fayetteville, Ark. | Second Round (1st round bye)

Arkansas 105, Northwestern 68
The Razorbacks received a first round bye in the 1991 NCAA Regional and hosted Northwestern in the second round in Barnhill Arena. Northwestern defeated Washington State in the first round. The Razorbacks were a three-seed in the tournament and defeated Northwestern to move on to the Regional Semifinals in the field of 48. Three players scored in double figures in the win paced by 31 from Delmonica DeHorney who was 10-for-1 from the field. DeHorney also led the team with seven rebounds as Arkansas advanced.

OFFICIAL NCAA BASKETBALL BOX SCORE FINAL
Date 3-21-91 Site Frank Erwin Center, Austin

VISITORS (Last Name, First)

No.	Lamar		Total FG FG	Total FG FGA	3-point FG	3-point FGA	FT	FTA	Rebounds Off	Rebounds Def	Rebounds Tot	PF	TP	A	TO	BLK	S	MIN
21	Bobbie Bean	f	7	14	0	0	0	0	2	1	3	1	14	0	1		1	31
23	Tracie Mosley	f	5	9	0	0	1	2	1	2	3	1	11	5	1		0	20
24	Uiramah Jackson	c	10	14	0	0	0	1	1	5	6	2	20	3	0		3	27
20	Ramona Jones	g	4	6	0	0	2	2	1	2	3	3	10	4	3		2	39
10	Brenda Hatchett	g	6	10	6	9	5	5	1	4	5	3	23	1	4		4	33
12	Barbara Hickey		5	8	0	0	1	1	0	2	2	1	11	3	1		1	28
22	Kelly Guerrant																	0
25	Renee Island		0	0	0	0	0	0	0	1	1	1	0	0	2		0	9
32	Dana Woods		0	0	0	0	0	0	0	0	0	1	0					0
33	Juliana Rogers		1	3	0	0	0	2	2	2	4	0	2	0	2		0	13
34	Angie Wilson																	0
40	Sandra Ancelot																	0
42	Katrenia Oston																	0
	TEAM REBOUNDS (included in Totals)										2							
	TOTALS		38	64	6	9	9	13	8	19	29	13	91	16	14		11	200

TOTAL FG %: 1st Half 22/35 = 62.9% 2nd Half 16/29 = 55.2% Game 38/64 = 59.4% Deadball
3-Pt. FG %: 1st Half 3/5 = 60% 2nd Half 3/4 = 75% Game 6/9 = 66.6% Rebounds 1
FT %: 1st Half 1/2 = 50% 2nd Half 8/11 = 72.7% Game 9/13 = 69.2%

HOME (Last Name, First)

No.	Arkansas		Total FG FG	Total FG FGA	3-point FG	3-point FGA	FT	FTA	Rebounds Off	Rebounds Def	Rebounds Tot	PF	TP	A	TO	BLK	S	MIN
30	Blair Savage	f	3	7	0	0	0	0	0	4	4	2	6	4	2		0	24
25	Sally Moore	f	4	9	0	0	3	4	3	4	7	2	11	5	1		1	37
50	Delmonica DeHorney	c	14	19	0	0	5	8	3	3	6	3	33	0	2	2	1	38
11	Amber Nicholas	g	4	9	1	2	5	5	0	3	3	2	14	6	5		4	35
33	Christi Willson	g	1	3	0	0	0	0	2	1	3	1	2	3	3		1	38
14	Sha Hopson		4	10	1	3	0	0	0	0	0	4	9	0	3		2	19
15	Yolanda Dickson		0	0	0	0												0
20	Angie Gore		0	0	0	0	0	0	0	1	1	1	0	1	0		0	7
22	Shea Henderson																	0
24	Allyson Twiggs																	0
40	Janet Moore																	0
41	Alison Muldrew													0	2		0	2
42	Michelle Thacker																	0
52	Deborah Crosby																	0
	TEAM REBOUNDS (included in Totals)										5							
	TOTALS		30	57	2	5	13	17	8	16	24	15	75	19	18	2	9	200

TOTAL FG %: 1st Half 16/27 = 59.2% 2nd Half 14/30 = 46.6 Game 30/57 = 52.6% Deadball
3-Pt. FG %: 1st Half 0/0 = 0% 2nd Half 2/5 = 40% Game 2/5 = 40% Rebounds 2
FT %: 1st Half 7/10 = 70% 2nd Half 6/7 = 85.7% Game 13/17 = 76.4%

OFFICIALS: June Courteau
Scott Yarbrough
Technical Fouls: None
Attendance 3,625

SCORE BY PERIODS	1st H.	2nd H.	OT	OT	FINAL
Lamar	48	43			91
Arkansas	39	36			75

March 21, 1991 | Frank Irwin Center
Austin, Texas | Regional

Lamar 91, Arkansas 75
After receiving a first round bye, Arkansas defeated Northwestern State in the second round advancing to the Regional Semifinal against Lamar in Austin, Texas. Three Razorbacks scored in double figures but it was not enough as Lamar shot almost 60 for the game. Delmonica DeHorney paced Arkansas with 33 pints and six boards in the loss.

NCAA TOURNAMENT RECORDS

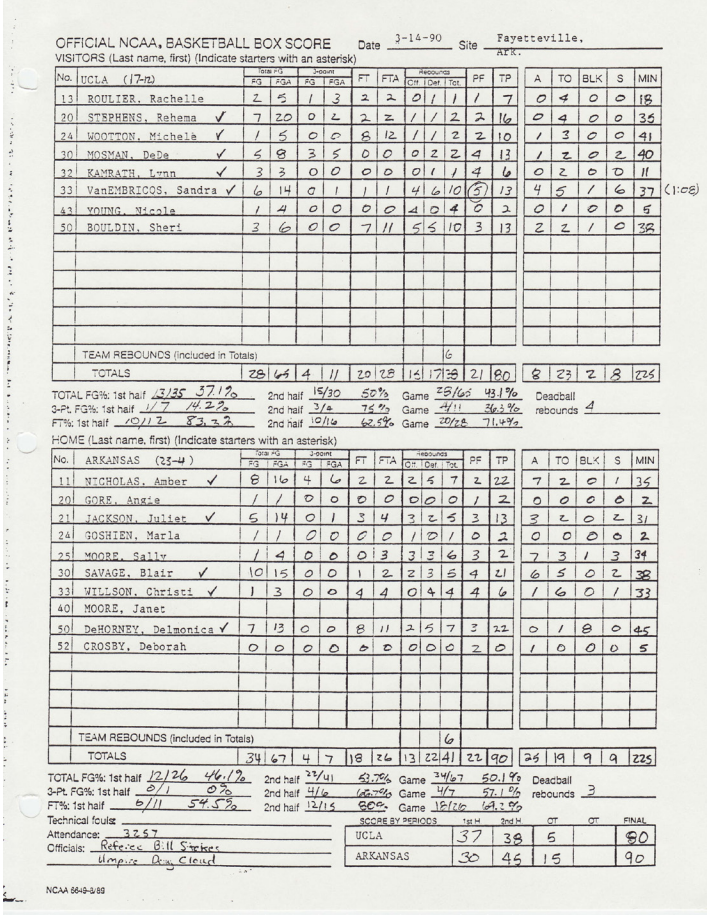

OFFICIAL NCAA, BASKETBALL BOX SCORE — Date 3-14-90 — Site Fayetteville, Ark.

VISITORS (Last name, first) (Indicate starters with an asterisk)

No.	UCLA (17-12)	Total FG FG	Total FG FGA	3-point FG	3-point FGA	FT	FTA	Rebounds Off	Rebounds Def	Rebounds Tot	PF	TP	A	TO	BLK	S	MIN
13	ROULIER, Rachelle	2	5	1	3	2	2	0	1	1	1	7	0	4	0	0	18
20	STEPHENS, Rehema ✓	7	20	0	2	2	2	1	1	2	2	16	0	4	0	0	35
24	WOOTTON, Michele ✓	1	5	0	0	8	12	1	1	2	2	10	1	3	0	0	41
30	MOSMAN, DeDe ✓	5	8	3	5	0	0	0	2	2	4	13	1	2	0	2	40
32	KAMRATH, Lynn ✓	3	3	0	0	0	0	0	1	1	4	6	0	2	0	0	11
33	VanEMBRICOS, Sandra ✓	6	14	0	1	1	1	4	6	10	5	13	4	5	1	6	37 (1:08)
42	YOUNG, Nicole	1	4	0	0	0	0	4	0	4	0	2	0	1	0	0	5
50	BOULDIN, Sheri	3	6	0	0	7	11	5	5	10	3	13	2	2	1	0	38
	TEAM REBOUNDS (included in Totals)									6							
	TOTALS	28	66	4	11	20	28	16	17	33	21	80	8	23	2	8	225

TOTAL FG%: 1st half 13/35 37.1% — 2nd half 15/30 50% — Game 28/66 42.1%
3-Pt. FG%: 1st half 1/7 14.2% — 2nd half 3/4 75% — Game 4/11 36.3%
FT%: 1st half 10/12 83.3% — 2nd half 10/16 62.5% — Game 20/28 71.4%
Deadball rebounds 4

HOME (Last name, first) (Indicate starters with an asterisk)

No.	ARKANSAS (23-4)	Total FG FG	Total FG FGA	3-point FG	3-point FGA	FT	FTA	Rebounds Off	Rebounds Def	Rebounds Tot	PF	TP	A	TO	BLK	S	MIN
11	NICHOLAS, Amber ✓	8	16	4	6	2	2	2	5	7	2	22	7	2	0	1	35
20	GORE, Angie	1	1	0	0	0	0	0	0	0	1	2	0	0	0	0	2
21	JACKSON, Juliet ✓	5	14	0	1	3	4	3	2	5	3	13	3	2	0	2	31
24	GOSHIEN, Marla	1	1	0	0	0	0	1	0	1	0	2	0	0	0	0	2
25	MOORE, Sally	1	4	0	0	0	3	3	3	6	3	2	7	3	1	3	34
30	SAVAGE, Blair ✓	10	15	0	0	1	2	2	3	5	4	21	6	5	0	2	38
33	WILLSON, Christi ✓	1	3	0	0	4	4	0	4	4	4	6	1	6	0	1	33
40	MOORE, Janet																
50	DeHORNEY, Delmonica ✓	7	13	0	0	8	11	2	5	7	3	22	0	1	8	0	45
52	CROSBY, Deborah	0	0	0	0	0	0	0	0	0	2	0	1	0	0	0	5
	TEAM REBOUNDS (included in Totals)									6							
	TOTALS	34	67	4	7	18	26	13	22	41	22	90	25	19	9	9	225

TOTAL FG%: 1st half 12/26 46.1% — 2nd half 22/41 53.7% — Game 34/67 50.1%
3-Pt. FG%: 1st half 0/1 0% — 2nd half 4/6 66.7% — Game 4/7 57.1%
FT%: 1st half 6/11 54.5% — 2nd half 12/15 80% — Game 18/26 69.2%
Deadball rebounds 3

Technical fouls:
Attendance: 3257
Officials: Referee Bill Stephens, Umpire Doug Closud

SCORE BY PERIODS	1st H	2nd H	OT	OT	FINAL
UCLA	37	38	5		80
ARKANSAS	30	45	15		90

NCAA 664-9-5/89

1990 NCAA REGIONAL FINALS (48 teams)
March 14, 1990 | Barnhill Arena
Fayetteville, Ark. | First Round

Arkansas 90, UCLA 80
The Razorbacks earned selection to the field of 48 for the 1990 NCAA Tournament. Amber Nicholas dropped in 22 points and Arkansas got 21 from Blair Savage as the Razorbacks defeated UCLA in the first round of the 1990 NCAA Tournament. Arkansas out–shot the Bruins, 50.1 – 43.1 , and out–rebounded UCLA, 4–38, in the win.

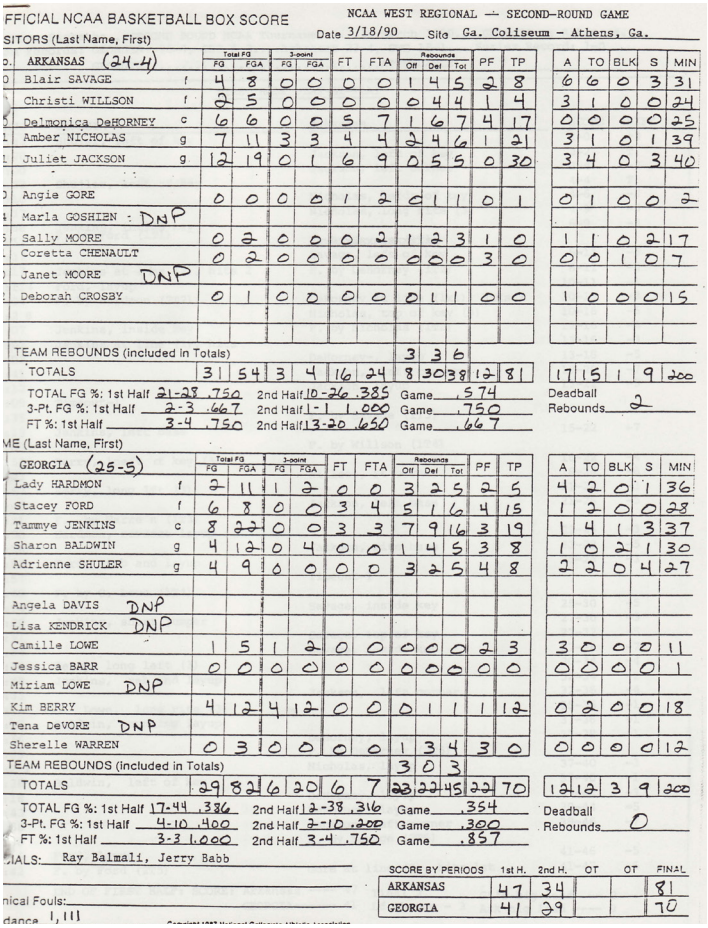

OFFICIAL NCAA BASKETBALL BOX SCORE — NCAA WEST REGIONAL — SECOND-ROUND GAME — Date 3/18/90 — Site Ga. Coliseum – Athens, Ga.

VISITORS (Last name, First)

No.	ARKANSAS (24-4)		Total FG FG	Total FG FGA	3-point FG	3-point FGA	FT	FTA	Rebounds Off	Rebounds Def	Rebounds Tot	PF	TP	A	TO	BLK	S	MIN
0	Blair SAVAGE	f	4	8	0	0	0	0	1	4	5	2	8	6	6	0	3	31
	Christi WILLSON	f	2	5	0	0	0	0	0	4	4	1	4	3	1	0	0	24
5	Delmonica DeHORNEY	c	6	6	0	0	5	7	1	6	7	4	17	0	0	0	0	25
1	Amber NICHOLAS	g	7	11	3	3	4	4	2	4	6	1	21	3	1	0	1	39
1	Juliet JACKSON	g	12	19	0	1	6	9	0	5	5	0	30	3	4	0	3	40
0	Angie GORE		0	0	0	0	1	2	0	1	1	0	1	0	1	0	0	2
4	Marla GOSHIEN : DNP																	
5	Sally MOORE		0	2	0	0	0	2	1	2	3	1	0	1	1	0	2	17
	Coretta CHENAULT		0	2	0	0	0	0	0	0	0	3	0	0	0	1	0	7
0	Janet MOORE DNP																	
1	Deborah CROSBY		0	1	0	0	0	0	0	1	1	0	0	1	0	0	0	15
	TEAM REBOUNDS (included in Totals)								3	3	6							
	TOTALS		31	54	3	4	16	24	8	30	38	12	81	17	15	1	9	200

TOTAL FG %: 1st Half 21-28 .750 — 2nd Half 10-26 .385 — Game .574
3-Pt. FG %: 1st Half 2-3 .667 — 2nd Half 1-1 1.000 — Game .750
FT %: 1st Half 3-4 .750 — 2nd Half 13-20 .650 — Game .667
Deadball Rebounds 2

HOME (Last Name, First)

GEORGIA (25-5)		Total FG FG	Total FG FGA	3-point FG	3-point FGA	FT	FTA	Rebounds Off	Rebounds Def	Rebounds Tot	PF	TP	A	TO	BLK	S	MIN
Lady HARDMON	f	2	11	1	2	0	0	3	2	5	2	5	4	2	0	1	36
Stacey FORD	f	6	8	0	0	3	4	5	1	6	4	15	1	2	0	0	28
Tammye JENKINS	c	8	22	0	0	3	3	7	9	16	3	19	1	4	1	3	37
Sharon BALDWIN	g	4	12	0	4	0	0	1	4	5	3	8	1	0	2	1	30
Adrienne SHULER	g	4	9	0	0	0	0	3	2	5	4	8	2	2	0	4	27
Angela DAVIS DNP																	
Lisa KENDRICK DNP																	
Camille LOWE		1	5	1	2	0	0	0	0	0	2	3	3	0	0	0	11
Jessica BARR		0	0	0	0	0	0	0	0	0	0	0	0	0	0	0	1
Miriam LOWE DNP																	
Kim BERRY		4	12	4	12	0	0	0	1	1	1	12	0	2	0	0	18
Tena DeVORE DNP																	
Sherelle WARREN		0	3	0	0	0	0	1	3	4	3	0	0	0	0	0	12
TEAM REBOUNDS (included in Totals)								3	0	3							
TOTALS		29	82	6	20	6	7	23	22	45	22	70	12	12	3	9	200

TOTAL FG %: 1st Half 17-44 .386 — 2nd Half 12-38 .316 — Game .354
3-Pt. FG %: 1st Half 4-10 .400 — 2nd Half 2-10 .200 — Game .300
FT %: 1st Half 3-3 1.000 — 2nd Half 3-4 .750 — Game .857
Deadball Rebounds 0

OFFICIALS: Ray Balmali, Jerry Babb
Technical Fouls:
Attendance: 1,111

SCORE BY PERIODS	1st H.	2nd H.	OT	OT	FINAL
ARKANSAS	47	34			81
GEORGIA	41	29			70

March 18, 1990 | Stegeman Coliseum
Athens, Ga. | Second Round

Arkansas 81, Georgia 70
After defeating UCLA in the first round, the Razorbacks traveled to Athens, Ga., taking on a future SEC opponent in the Lady Bulldogs. Arkansas' offense continued to shoot well at a 57.4 clip and the Razorbacks out–rebounded Georgia, 38–22, to advance. Senior Juliet Jackson had 30 points and Delmonica DeHorney added 17 for the Razorbacks in the win.

March 22, 1990 | Maples Pavilion

NCAA TOURNAMENT RECORDS

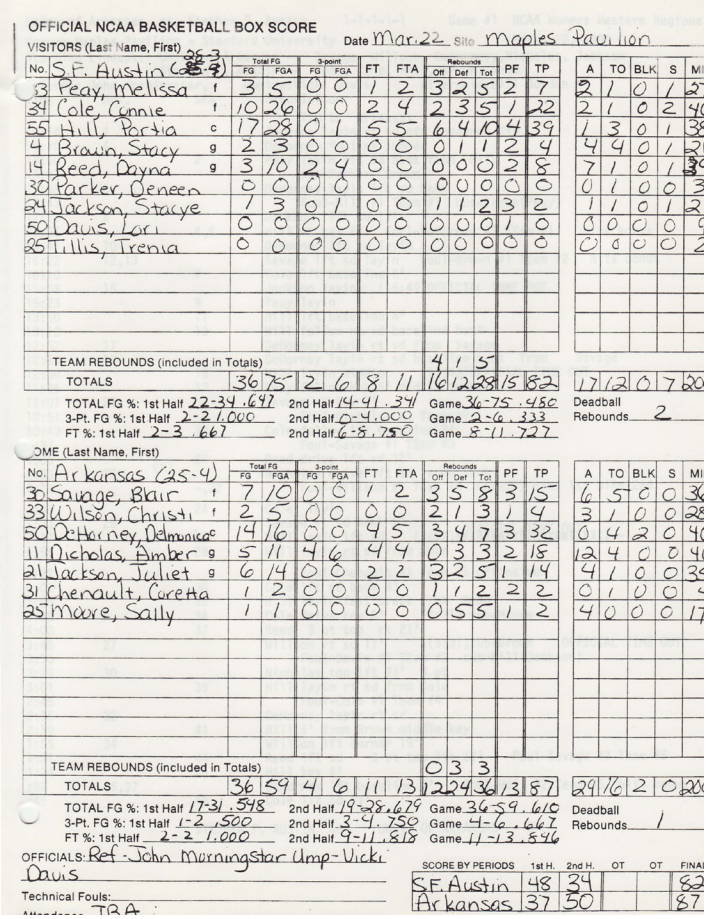

OFFICIAL NCAA BASKETBALL BOX SCORE

VISITORS (Last Name, First) 26-3 Date Mar. 22 Site Maples Pavilion

No.	S.F. Austin (26-3)		Total FG FG	Total FG FGA	3-point FG	3-point FGA	FT	FTA	Rebounds Off	Def	Tot	PF	TP	A	TO	BLK	S	MI
13	Peay, Melissa	f	3	5	0	0	1	2	3	2	5	2	7	2	1	0	1	25
34	Cole, Connie	f	10	26	0	0	2	4	2	3	5	1	22	2	1	0	2	40
55	Hill, Portia	c	17	28	0	1	5	5	6	4	10	4	39	1	3	0	1	38
4	Brown, Stacy	g	2	3	0	0	0	0	0	1	1	2	4	4	4	0	1	21
14	Reed, Dayna	g	3	10	2	4	0	0	0	0	0	2	8	7	1	0	1	39
30	Parker, Deneen		0	0	0	0	0	0	0	0	0	0	0	0	1	0	0	3
34	Jackson, Stacye		1	3	0	1	0	0	1	1	2	3	2	1	1	0	1	2
50	Davis, Lori		0	0	0	0	0	0	0	0	0	1	0	0	0	0	0	0
25	Tillis, Trenia		0	0	0	0	0	0	0	0	0	0	0	0	0	0	0	2
	TEAM REBOUNDS (included in Totals)								4	1	5							
	TOTALS		36	75	2	6	8	11	16	12	28	15	82	17	12	0	7	20

TOTAL FG %: 1st Half 22-34 .647 2nd Half 14-41 .341 Game 36-75 .480
3-Pt. FG %: 1st Half 2-2 1.000 2nd Half 0-4 .000 Game 2-6 .333
FT %: 1st Half 2-3 .667 2nd Half 6-8 .750 Game 8-11 .727
Deadball Rebounds 2

HOME (Last Name, First)

No.	Arkansas (25-4)		Total FG FG	Total FG FGA	3-point FG	3-point FGA	FT	FTA	Rebounds Off	Def	Tot	PF	TP	A	TO	BLK	S	MI
30	Savage, Blair	f	7	10	0	0	1	2	3	5	8	3	15	6	5	0	0	36
33	Wilson, Christi	f	2	5	0	0	0	0	2	1	3	1	4	3	1	0	0	28
50	DeHorney, Delmonica	c	14	16	0	0	4	5	3	4	7	3	32	0	4	2	0	40
11	Nicholas, Amber	g	5	11	4	6	4	4	0	3	3	2	18	12	4	0	0	41
21	Jackson, Juliet	g	6	14	0	0	2	2	3	2	5	1	14	4	1	0	0	36
31	Chenault, Coretta		1	2	0	0	0	0	1	1	2	2	2	0	1	0	0	4
25	Moore, Sally		1	1	0	0	0	0	0	5	5	1	2	4	0	0	0	17
	TEAM REBOUNDS (included in Totals)								0	3	3							
	TOTALS		36	59	4	6	11	13	12	24	36	13	87	29	16	2	0	200

TOTAL FG %: 1st Half 17-31 .548 2nd Half 19-28 .679 Game 36-59 .610
3-Pt. FG %: 1st Half 1-2 .500 2nd Half 3-4 .750 Game 4-6 .667
FT %: 1st Half 2-2 1.000 2nd Half 9-11 .818 Game 11-13 .846
Deadball Rebounds 1

OFFICIALS: Ref - John Morningstar Ump - Vicki Davis

Technical Fouls:

Attendance TBA

SCORE BY PERIODS	1st H.	2nd H.	OT	OT	FINAL
S.F. Austin	48	34			82
Arkansas	37	50			87

Palo Alto, Calif. | Regional

Arkansas 87, Stephen F. Austin 82

Arkansas traveled to the coast facing a regional opponent in Stephen F. Austin as tournament action continued. Delmonica DeHorney scored 32 leading four Razorbacks in double figures in the six–point win over the Ladyjacks. DeHorney was 14–for–16 from the floor and had seven rounds. Amber Nicholas dished out 12 assists for Arkansas.

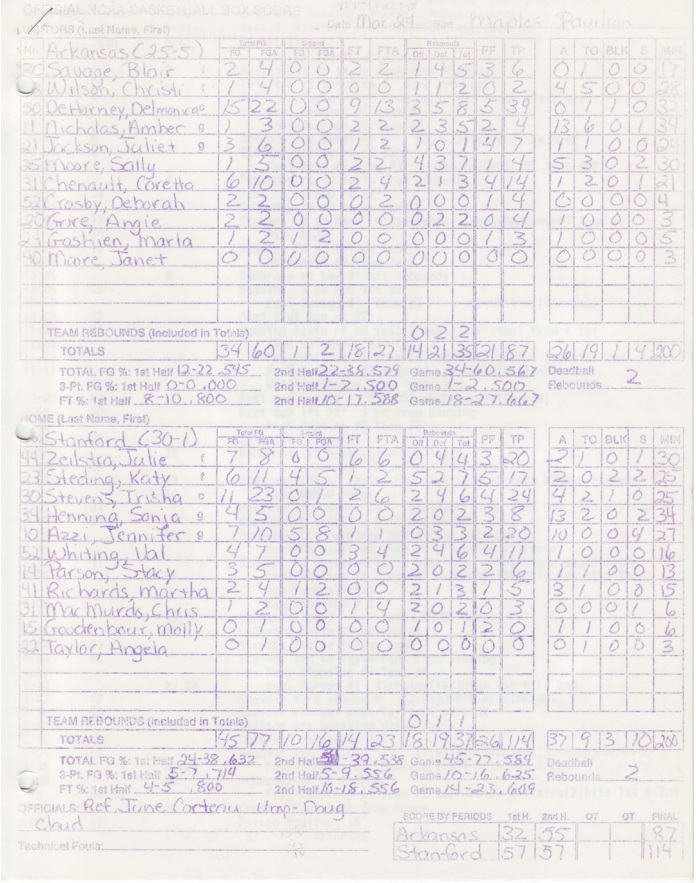

OFFICIAL NCAA BASKETBALL BOX SCORE

VISITORS (Last Name, First) Date Mar. 24 Site Maples Pavilion

No.	Arkansas (25-5)		Total FG FG	Total FG FGA	3-point FG	3-point FGA	FT	FTA	Rebounds Off	Def	Tot	PF	TP	A	TO	BLK	S	MIN
30	Savage, Blair	f	2	4	0	0	2	2	1	4	5	3	6	0	1	0	0	17
33	Wilson, Christi	f	1	4	0	0	0	0	1	1	2	0	2	4	5	0	0	28
50	DeHorney, Delmonica	c	15	22	0	0	9	13	3	5	8	5	39	0	1	1	0	32
11	Nicholas, Amber	g	1	3	0	0	2	2	2	3	5	2	4	13	6	0	1	39
21	Jackson, Juliet	g	3	6	0	0	1	2	1	0	1	4	7	1	1	0	0	24
25	Moore, Sally		1	5	0	0	2	2	4	3	7	1	4	5	3	0	2	30
31	Chenault, Coretta		6	10	0	0	2	4	2	1	3	4	14	1	2	0	1	21
52	Crosby, Deborah		2	2	0	0	0	2	0	0	0	1	4	0	0	0	0	4
20	Gore, Angie		2	2	0	0	0	0	0	2	2	0	4	1	0	0	0	3
23	Grashien, Marla		1	2	1	2	0	0	0	0	0	1	3	1	0	0	0	5
40	Moore, Janet		0	0	0	0	0	0	0	0	0	0	0	0	0	0	0	3
	TEAM REBOUNDS (included in Totals)								0	2	2							
	TOTALS		34	60	1	2	18	27	14	21	35	21	87	26	19	1	4	200

TOTAL FG %: 1st Half 12-22 .545 2nd Half 22-38 .579 Game 34-60 .567
3-Pt. FG %: 1st Half 0-0 .000 2nd Half 1-2 .500 Game 1-2 .500
FT %: 1st Half 8-10 .800 2nd Half 10-17 .588 Game 18-27 .667
Deadball Rebounds 2

HOME (Last Name, First)

No.	Stanford (30-1)		Total FG FG	Total FG FGA	3-point FG	3-point FGA	FT	FTA	Rebounds Off	Def	Tot	PF	TP	A	TO	BLK	S	MIN
44	Zeilstra, Julie	f	7	8	0	0	6	6	0	4	4	3	20	2	1	0	1	30
23	Steding, Katy	f	6	11	4	5	1	2	5	2	7	5	17	2	0	2	2	25
30	Stevens, Trisha	c	11	23	0	1	2	6	2	4	6	4	24	4	2	1	0	25
34	Henning, Sonja	g	4	5	0	0	0	0	2	0	2	3	8	13	2	0	2	34
10	Azzi, Jennifer	g	7	10	5	8	1	1	0	3	3	2	20	10	0	0	4	27
52	Whiting, Val		4	7	0	0	3	4	2	4	6	4	11	1	0	0	0	16
14	Parson, Stacy		3	5	0	0	0	0	2	0	2	2	6	1	1	0	0	13
41	Richards, Martha		2	4	1	2	0	0	2	1	3	1	5	3	1	0	0	15
31	MacMurdo, Chris		1	2	0	0	1	4	2	0	2	0	3	0	0	0	1	6
15	Gradenbour, Molly		0	1	0	0	0	0	1	0	1	2	0	1	1	0	0	6
32	Taylor, Angela		0	1	0	0	0	0	0	0	0	0	0	0	1	0	0	3
	TEAM REBOUNDS (included in Totals)								0	1	1							
	TOTALS		45	77	10	16	14	23	18	19	37	26	114	37	9	3	10	200

TOTAL FG %: 1st Half 24-38 .632 2nd Half 21-39 .538 Game 45-77 .584
3-Pt. FG %: 1st Half 5-7 .714 2nd Half 5-9 .556 Game 10-16 .625
FT %: 1st Half 4-5 .800 2nd Half 10-18 .556 Game 14-23 .609
Deadball Rebounds 2

OFFICIALS: Ref. June Courteau Ump - Doug Cloud

Technical Fouls:

SCORE BY PERIODS	1st H.	2nd H.	OT	OT	FINAL
Arkansas	32	55			87
Stanford	57	57			114

March 24, 1990 | Maples Pavilion
Palo Alto, Calif. | Regional Final

#2 Stanford 114, Arkansas 87

Delmonica DeHorney's 39 points was not enough to lift the Razorbacks over Stanford in the Regional Final on the Cardinal's home court. DeHorney's point total stands as Arkansas' NCAA Tournament player point record and was just five points shy of the school record for points in a single game. Amber Nicholas set an Arkansas NCAA Tournament single game record with 13 assists and the 114 points allowed is the most points a Razorback team has ever given up in the NCAA Tournament.

NCAA TOURNAMENT RECORDS

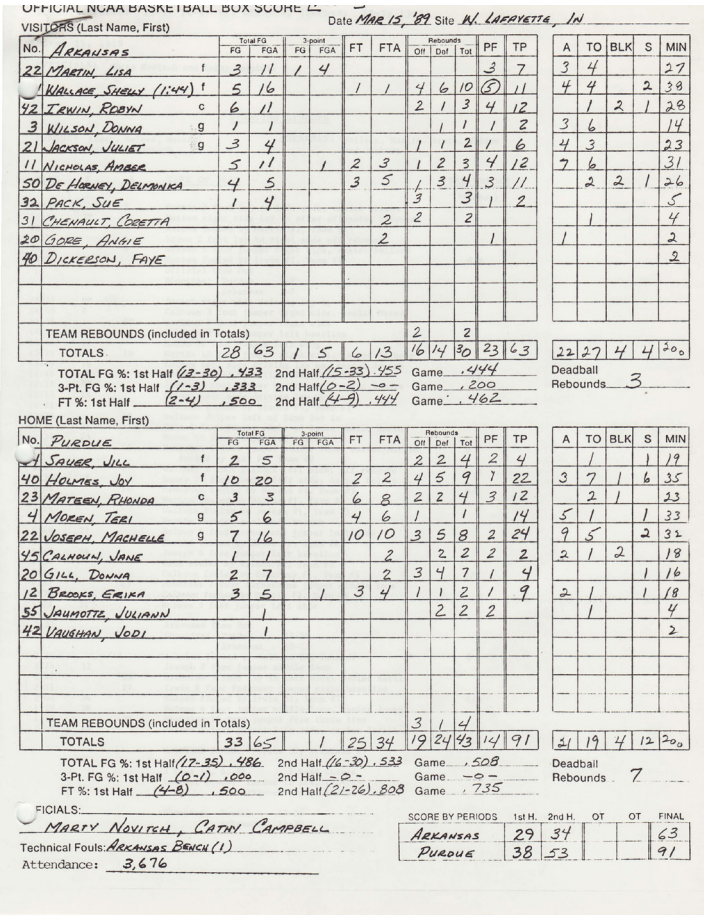

OFFICIAL NCAA BASKETBALL BOX SCORE

Date MAR 15, '89 Site W. LAFAYETTE, IN

VISITORS (Last Name, First)

No.	ARKANSAS		Total FG FG	Total FG FGA	3-point FG	3-point FGA	FT	FTA	Rebounds Off	Def	Tot	PF	TP	A	TO	BLK	S	MIN
22	MARTIN, LISA	f	3	11	1	4						3	7	3	4			27
	WALLACE, SHELLY (1:44)	f	5	16			1	1	4	6	10	5	11	4	4		2	38
42	IRWIN, ROBYN	c	6	11					2	1	3	4	12		1	2	1	28
3	WILSON, DONNA	g	1	1						1	1	1	2	3	6			14
21	JACKSON, JULIET	g	3	4					1	1	2	1	6	4	3			23
11	NICHOLAS, AMBER		5	11		1	2	3	1	2	3	4	12	7	6			31
50	DE HORNEY, DELMONIKA		4	5			3	5	1	3	4	3	11		2	2	1	26
									3		3	1	2					5
32	PACK, SUE		1	4														
31	CHENAULT, CORETTA							2	2		2				1			4
20	GORE, ANGIE							2				1		1				2
40	DICKERSON, FAYE																	2
	TEAM REBOUNDS (included in Totals)								2		2							
	TOTALS		28	63	1	5	6	13	16	14	30	23	63	22	27	4	4	200

TOTAL FG %: 1st Half (12-30) .433 2nd Half (15-33) .455 Game .444
3-Pt. FG %: 1st Half (1-3) .333 2nd Half (0-2) -0- Game .200
FT %: 1st Half (2-4) .500 2nd Half (4-9) .444 Game .462
Deadball Rebounds 3

HOME (Last Name, First)

No.	PURDUE		Total FG FG	Total FG FGA	3-point FG	3-point FGA	FT	FTA	Rebounds Off	Def	Tot	PF	TP	A	TO	BLK	S	MIN
	SAUER, JILL	f	2	5					2	2	4	2	4		1		1	19
40	HOWARD, JOY	f	10	20			2	2	4	5	9	1	22	3	7	1	6	35
23	MATTEN, RHONDA	c	3	3			6	8	2	2	4	3	12		2	1		23
4	MOREN, TERI	g	5	6			4	6	1		1		14	5	1		1	33
22	JOSEPH, MICHELLE	g	7	16			10	10	3	5	8	2	24	9	5		2	32
45	CALHOUN, JANE		1	1				2		2	2	2	2	2	1	2		18
20	GILL, DONNA		2	7				2	3	4	7	1	4				1	16
12	BROOKS, ERIKA		3	5		1	3	4	1	1	2	1	9	2	1		1	18
55	JAUMOTTE, JULIANN			1						2	2	2			1			4
42	VAUGHAN, JODI			1														2
	TEAM REBOUNDS (included in Totals)								3	1	4							
	TOTALS		33	65		1	25	34	19	24	43	14	91	21	19	4	12	200

TOTAL FG %: 1st Half (17-35) .486 2nd Half (16-30) .533 Game .508
3-Pt. FG %: 1st Half (0-1) .000 2nd Half -0- Game -0-
FT %: 1st Half (4-8) .500 2nd Half (21-26) .808 Game .735
Deadball Rebounds 7

OFFICIALS: MARTY NOVITCH, CATHY CAMPBELL
Technical Fouls: ARKANSAS BENCH (1)
Attendance: 3,676

SCORE BY PERIODS	1st H.	2nd H.	OT	OT	FINAL
ARKANSAS	29	34			63
PURDUE	38	53			91

1989 NCAA FIRST ROUND (48 teams)
March 15, 1989 | Mackey Arena
West Lafayette, Ind. | First Round

#5 Purdue 91, Arkansas 63

Fifth–ranked Purdue downed the Razorbacks, 91–63, in the first round of the 1989 NCAA Tournament on their home floor in West Lafayette, Ind. Arkansas had four players in double figures paced by Robyn Irwin and Amber Nicholas with 12 each. Shelley Wallace had a double–double with 11 points and 10 rebounds and Delmonica DeHorney added 11 points for Arkansas in the loss. Purdue was dominate from the free throw line hitting 25–for–34 and shooting 73.5 from the stripe.

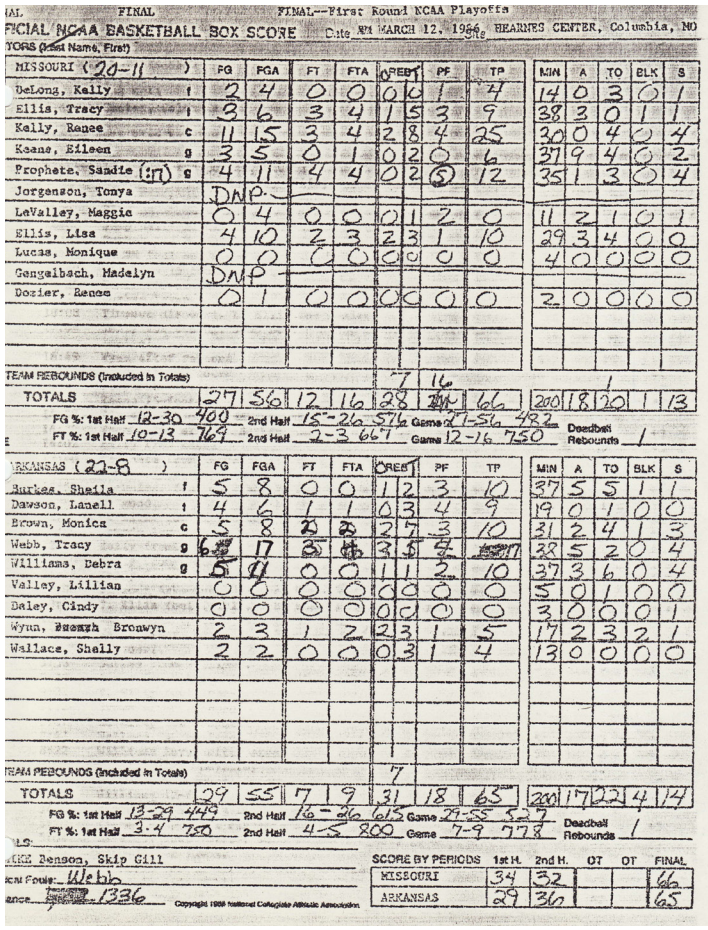

FINAL — FINAL--First Round NCAA Playoffs

OFFICIAL NCAA BASKETBALL BOX SCORE Date MARCH 12, 1986 Site HEARNES CENTER, Columbia, MO

VISITORS (Last Name, First)

MISSOURI (20-11)		FG	FGA	FT	FTA	OREB	PF	TP	MIN	A	TO	BLK	S
DeLong, Kelly	f	2	4	0	0	0	1	4	14	0	3	0	1
Ellis, Tracy	f	3	6	3	4	1	5	9	38	3	0	1	1
Kelly, Renee	c	11	15	3	4	2	8	25	30	0	4	0	4
Keane, Eileen	g	3	5	0	1	0	2	6	37	9	4	0	2
Prophete, Sandie (:17)	g	4	11	4	4	0	2	12	35	1	3	0	4
Jorgenson, Tonya		DNP											
LeValley, Maggie		0	4	0	0	0	1	0	11	2	1	0	1
Ellis, Lisa		4	10	2	3	2	3	10	29	3	4	0	0
Lucas, Monique		0	0	0	0	0	0	0	4	0	0	0	0
Gengelbach, Madelyn		DNP											
Dozier, Renee		0	1	0	0	0	0	0	2	0	0	0	0
TEAM REBOUNDS (included in Totals)						7	16				1		
TOTALS		27	56	12	16	28	24	66	200	18	20	1	13

FG %: 1st Half 12-30 .400 2nd Half 15-26 .576 Game 27-56 .482
FT %: 1st Half 10-13 .769 2nd Half 2-3 .667 Game 12-16 .750
Deadball Rebounds 1

ARKANSAS (22-8)		FG	FGA	FT	FTA	OREB	PF	TP	MIN	A	TO	BLK	S
Burkes, Sheila	f	5	8	0	0	1	2	3	10	37	5	5	1
Dawson, Lanell	f	4	6	1	1	0	3	4	9	19	0	1	0
Brown, Monica	c	5	8	2	2	2	7	3	10	31	2	4	1
Webb, Tracy	g	6	17	5	6	3	5	4	17	32	5	2	0
Williams, Debra	g	5	11	0	0	1	1	2	10	37	3	6	0
Valley, Lillian		0	0	0	0	0	0	0	0	5	0	1	0
Daley, Cindy		0	0	0	0	0	0	0	0	3	0	0	0
Wynn, Bronwyn		2	3	1	2	2	3	1	5	17	2	3	2
Wallace, Shelly		2	2	0	0	0	3	1	4	13	0	0	0
TEAM REBOUNDS (included in Totals)						7							
TOTALS		29	55	7	9	31	18	65	200	17	22	4	14

FG %: 1st Half 13-29 .449 2nd Half 16-26 .615 Game 29-55 .527
FT %: 1st Half 3-4 .750 2nd Half 4-5 .800 Game 7-9 .778
Deadball Rebounds 1

OFFICIALS: Benson, Skip Gill
Technical Fouls: Webb
Attendance: 1336

SCORE BY PERIODS	1st H.	2nd H.	OT	OT	FINAL
MISSOURI	34	32			66
ARKANSAS	29	36			65

1986 NCAA FIRST ROUND (48 teams)
March 12, 1990 | Hearnes Center
Columbia, Mo. | First Round

Missouri 66, Arkansas 65

Arkansas' first foray into the NCAA Tournament was short–lived and came against a team that would become a conference rival decades later. The Razorbacks had four players in double figures paced by 17 points from Tracy Webb and 10 each from Sheila Burkes, Monica Brown and Debra Williams.

NCAA TOURNAMENT TEAMS

2014–2015

Front row (l–r): McKinley Bostad, Kelsey Brooks, Melissa Wolff, Jhasmin Bowen, head coach Jimmy Dykes, Calli Berna, McKenzie Adams, Nicole Bolt, Bria Pitts. Second Row: graduate assistant John Clark, graduate assistant Betsy Adams, assistant coach Christy Smith, assistant coach Tari Cummings, Khadijah West, Joey Bailey, Katie Powell, Jessica Jackson, assistant coach Simeon Hinsey, director of operations Amber Shirey, video coordinator Jeff Braziel. Back row: manager Lindsay Lawrence, manager Joseph Richardson, manager Maggie Bricker, assistant athletic trainer Natalie Trotter, assistant strength coach Todd Barbour, manager Brandon Kirkpatrick, manager Kendall Ruff, manager Amber Earls.

2011–12

Front Row (l–r): Keira Peak, Dominique Robinson, Joey Bailey, Quistelle Williams, Sarah Watkins, Ashley Daniels, Jamesha Townsend, Jhasmin Bowen, Kelsey Hatcher, Lyndsay Harris. Back Row (l–r): assistant video coordinator Wyatt Hodges, manager Jacob Tolman, manager Amanda Coughlin, manager Kendall Ruff, athletic trainer Jeremy Braziel, strength coach Todd Barbour, Erin Gatling, C'eira Ricketts, assistant coach Greg Collins, assistant coach Nicki Collen, head coach Tom Collen, assistant coach Tari Cummings, Calli Berna, Julie Inman, video coordinator Jeff Brazil, student assistant Ashlea Williams, Director of Operations Amber Shirey, manager Morgan Myrick, manager Michael Jennings.

2002–03

Front row, from left: freshman Sarah Pfeifer, senior Dana Cherry, senior Kela Peterson, senior Lakishia Harper, senior India Lewis, freshman Rochelle Vaughn, freshman Redd Coleman, freshman Kristin Moore. Back row, from left: manager Britteny Johnson, manager Allison Singleton, associate head coach Vic Schaefer, assistant coach Amber Shirey, sophomore Cara Wright, junior Shameka Christon, junior Katrina Nesby, freshman Ruby Vaden, junior Shanna Harmon, graduate assistant trainer John Parrigon, assistant coach Kelly Bond, administrative assistant Kelley Waters, head coach Gary Blair. Not pictured, trainer Sean Collins, sophomore Kiesha Beard.

NCAA TOURNAMENT TEAMS

2001–02

Front row, from left: senior Joy Oakley, senior Carla Rhodes, junior Lakishia Harper, senior Amy Wright, junior Kela Peterson, junior India Lewis, junior Dana Cherry. Back row, from left: student trainer Shane Bjornberg, trainer Sean Collins, mgr. Allison Singleton, associate head coach Vic Schaefer, assistant coach Amber Shirey, sophomore Shanna Harmon, sophomore Shameka Christon, sophomore Katrina Nesby, freshman Kiesha Beard, freshman Cara Wright, assistant coach Kelly Bond, head coach Gary Blair, admn. assistant Kelley Waters, mgr. Kim Markham, mgr. M.J. Keeler.

2000–01

Front row, from left: junior Joy Oakley, junior Carla Rhodes, senior Wendi Willits, sophomore Lakishia Harper, junior Amy Wright, sophomore India Lewis, sophomore Dana Cherry, senior Lonniya Bragg. Back row, from left: assistant coach Amber Shirey, student assistant trainer Angie Gottsponer, associate head coach Vic Schaefer, manager Malina Qaddoumi, trainer Sean Collins, freshman Sarah Lundberg, senior Celia Anderson, freshman Katrina Nesby, freshman Kiesha Beard, freshman Shameka Christon, freshman Shanna Harmon, head coach Gary Blair, adm. assistant Mike Neighbors, manager Amira Qaddoumi, assistant coach Kelly Bond.

1997–98

Front row, from left: junior post Tennille Adams, freshman guard Lonniya Bragg, freshman guard Wendi Willits, junior guard Sytia Messer, junior guard Carrie Satterfield, junior guard Kamara Stancle, senior point guard Christy Smith, senior forward Tiffany Wright, junior post Brandi Whitehead. Back row, from left, assistant coach Vic Schaefer, assistant coach Amber Nicholas, trainer Kris Ring, stud. trainer Sheryl Taylor, manager Malina Qaddoumi, manager David Weaver, freshman post Celia Anderson, junior guard Treva Christensen, sophomore post Karyn Karlin, senior post Karen Jones, manager Jason Clemons, manager Amira Qaddoumi, manager Amy Clement, assistant coach Trenia Tillis, head coach Gary Blair.

NCAA TOURNAMENT TEAMS

1994–95

Front row, from left: senior guard Debbie Olivas, sophomore forward Toya Marshall, freshman point guard Christy Smith, sophomore guard Kimberly Wilson, junior post Kelly Johnson, freshman guard Tiffany Wright, senior guard Allyson Twiggs, sophomore guard Taqueta Roberson, freshman guard Robin Alpe. Back row, from left: manager David Weaver, manager Amy Clement, assistant coach Kit Kyle, head coach Gary Blair, freshman post Karen Jones, senior post Stephanie Bloomer, senior post Rochelle Masengill, sophomore post Carrie Parker, freshman guard Treva Christensen, assistant coach Tom Collen, assistant coach Amber Nicholas, trainer Ruth DeBro, manager Tom Halbmaier.

1990–91

Front row, from left: junior guard Amber Nicholas, freshman guard Allyson Twiggs, junior guard Christi Willson, freshman guard Sha Hopson, sophomore guard Sally Moore, freshman guard Shea Henderson. Second row: manager Martha Neal, student coach Jason Jones, graduate asst. Gail Striegler, head coach John Sutherland, asst. coach Tracey Mays Stehlik, assistant coach Loy Moore, trainer Sally Werner–Ferrel, manager Dana Dethrow. Back row: sophomore guard Janet Moore, freshman forward Allison Muldrew, freshman post Yolanda Dickson, senior post Deborah Crosby, senior post Delmonica DeHorney, freshman post Michelle Thacker, senior post Angie Gore, sophomore post Blair Savage.

NCAA TOURNAMENT TEAMS

1989–90

Front row, from left: senior guard Juliet Jackson, sophomore guard Amber Nicholas, sophomore guard Christi Willson, freshman guard Marla Goshien, freshman guard Sally Moore, sophomore guard Stacey Walls. Back row, from left: junior forward Sue Pack, freshman post Blair Savage, junior forward Angie Gore, junior post Delmonica DeHorney, junior post Deborah Crosby, sophomore forward Coretta Chenault, freshman forward Janet Moore.

1988–89

Front row, from left: junior guard Juliet Jackson, senior guard Lisa Martin, sophomore guard Sue Pack, senior guard Donna Wilson, freshman guard Coretta Chenault, sophomore guard Christi Willson. Back row, from left: senior forward Shelly Wallace, sophomore forward Angie Gore, senior post Robyn Irwin, sophomore center Delmonica DeHorney, sophomore forward Faye Dickerson, freshman guard Michelle Mabry, freshman guard Amber Nicholas.

NCAA TOURNAMENT TEAMS

1985–86

Front row, from left: senior guard Debra Williams, sophomore guard Tina Adams, freshman guard Lillian Valley; second row, from left: freshman guard Lanell Dawson, freshman guard Kim Grisham, sophomore forward Cindy Daley, junior guard Tracy Webb; back row, from left: freshman forward Shelly Wallace, freshman forward Stephanie Brinlee, junior center Bronwyn Wynn, junior forward Sheila Burkes, junior forward Monica Brown.

WNIT TOURNAMENT RECORDS

INDIVIDUAL–GAME

Most Points Scored .....37, Chelsea Dungee vs. Houston, 3/21/19
Most Field Goals ..... 12, Sarah Pfeifer vs. Ark. St., 3/21/0); 12, Wendi Willits vs. Oklahoma, 3/14/99
Best Field Goal Pct. [10 min.]..... .692 (9–13), Lonniya Bragg vs. Drake, 3/20/99
1.000 (9–9), Lonniya Bragg (vs. Georgia Tech, 3/21/00)
Most Free Throws.....15, Chelsea Dungee vs. Houston, 3/21/19
Best Free Throw Pct..... [5 min.] .889 (8–9), Wendi Willits vs. Missouri, 3/18/00
..... .882 (15–17) Chelea Dungee vs. Houston, 3/21/19
Most Three–Point Goals .....7, Wendi Willits vs. Oklahoma, 3/14/99
Best 3PT Pct. .....[5 min.] .833 (5–6), Alexis Tolefree vs. UAB, 3/24/19
Most Rebounds..... 14, Sarah Watkins vs. Lamar, 3–17–11
Most Assists ..... 11, Amy Wright vs. Northwestern St., 3/12/99
Most Steals..... 5, Whitney Jones vs. Okla. State, 3/23/09, Chrisstasia Walter at ORU, 3/23/11; Dominique Wilson vs. Tulane, 3/24/13
Most Blocked Shots ..... 5, Kiara Williams vs. Houston, 3/21/19

TEAM–GAME

Most Points Scored .....100 vs. UAB, 3/24/19
Least Points Scored.....48, vs. Tulane (3/24/13)
Most Points Allowed ..... 98, at Ark. St. (3/21/05)
Least Points Allowed ..... 48, vs. UNLV (3/18/05)
Largest Margin of Victory .....+48 (100–52) vs. UAB, 3/24/19
Largest Margin of Defeat ..... –21 (62–83), vs. Florida (3/25/99)
Most Field Goals .....37 vs. UAB, 3/24/19
Most Field Goal Att. ..... 75, at Ark. St. (3/21/05)
Best Field Goal Pct. ..... .538 (28–52), vs. Georgia Tech (3/21/00)
Worst Field Goal Pct.....286 (16–56), vs. Tulane (3/24/13)
Best Opponent FG Pct. .....567 (34–60), vs. Florida (3/25/00)
Worst Opponent FG Pct..... .339 (20–59), vs. UNLV (3/18/05)
Most Free Throws..... 28 vs. Houston, 3/21/19
Most Free Throw Attempts .. 42, vs. Oklahoma (3/14/99)
Best Free Throw Pct..... .824 (28–34) vs. Houston, 3/21/19
Worst Free Throw Pct. .....538 (14–26), vs. Tulane (3/24/13)
Most Three–Point Goals .....15 vs. UAB, 3/24/19
Most Three–Point Attempts ..... 30 15 vs. UAB, 3/24/19
Best Three–Point Pct. .....500 (13–26), vs. Lamar (3/17/11)
(15–30) vs. UAB, 3/24/19
Worst Three–Goal Pct. ...143 (1–7), vs. UNLV (3/18/05)
Best Opponent 3G Pct.....500 (7–14), vs. Florida (3/25/00)
Worst Opponent 3G Pct. ..... .083 (1–12), vs. UNLV (3/18/05)
Most Rebounds.....59, vs. Lamar (3/17/11)
Fewest Rebounds.....29, vs. GTU (3/21/00); vs. Florida (3/25/00)
Most Opponent Rebounds .. 46, vs. Wisconsin (3/23/99); vs. Missouri (3/18/00)
Least Opponent Rebounds .....22, at ORU (3/23/11)
Highest Rebound Margin..... +23, Lamar (3/17/11)
Lowest Rebound Margin ... –15, vs. Wisconsin (3/23/99)
Most Assists ..... 23, Lamar (3/17/11)
Most Turnovers ..... 24, vs. Georgia Tech (3/21/00)
Least Turnovers..... 10 at Kansas (3/26/09); at Mo. State (3/20/11)
Most Opponent Turnovers.....32, vs. Drake (3/20/99)
Lowest Opponent Turnovers..... 12, Lamar (3/17/11)
Highest Turnover Margin .....+16, vs. Drake (3/20/99)
Lowest Turnover Margin –1, vs. Georgia Tech (3/21/00), vs. Lamar (3/17/11)
Most Steals.....16, vs. Okla. State (3/23/09)
Most Blocked Shots ..... 9, Lamar (3/17/11)
Most Fouls..... 32, at Ark. St. (3/21/05)

ALL POSTSEASON TOURNAMENTS

NCAA Tournaments ..... 11 appearances, 14–11
WNIT Tournament ..... 7 appearances, 16–5
NWIT Tournament ..... 2 appearances, 4–2
AIAW Tournament ..... 3 appearances, 3–3
By the Round
First Round..... 15–4 (NCAA: 7–2; WNIT: 6–0; NWIT: 2–0; AIAW: 1–2)
Second Round... 7–9 (NCAA: 4–4; WNIT: 3–3; NWIT: 1–1; AIAW: 0–1)
Third Round..... 7–2 (NCAA: 2–2; WNIT: 3–0; NWIT: 1–1; AIAW: 1–0)
Fourth Round....2–3 (NCAA: 1–1; WNIT: 1–1; AIAW: 0–1)
Fifth Round .....1–1 (NCAA: 0–1; WNIT: 1–0)
Cons. Wins in Opening Game .. 13 (12 1st rds & 2nd rnd in 1991)
(Last opening round loss: March 15, 1989, at Purdue, NCAA first round)

WNIT ALL–TOURNAMENT TEAM

1996.....Kim Wilson
1999.....Sytia Messer
2000.....Lonniya Bragg

BY OPPONENT

Arkansas State				
L	84–98	3/21/2005	Jonesboro	Second
Drake				
W	80–56	3/20/1999	Fayetteville	Semifinals
Florida				
L	62–83	3/25/2000	Fayetteville	Semifinals
Georgia Tech				
W	78–67	3/21/2000	Fayetteville	Quarterfinals
Houston				
W	88–80 (OT)	3/21/19	Fayetteville	First
Illinois State				
L	49–60	3/27/2011	Bloomington	Quarterfinals
Kansas				
L	59–75	3/26/2009	Lawrence	Third
Lamar				
W	91–65	3/17/2011	Fayetteville	First
Memphis				
W	67–57	3/21/13	Fayetteville	First
Missouri				
W	89–88	3/18/2000	Fayetteville	Second
Missouri State				
W	65–64	3/20/2011	Springfield	Second
Northwestern State				
W	78–60	3/12/1999	Fayetteville	First
Oklahoma				
W	97–93	3/14/1999	Fayetteville	Second
Oklahoma State				
W	61–60 (OT)	3/23/2009	Fayetteville	Second
Oral Roberts				
W	78–59	3/23/2011	Tulsa	Third
Rice				
W	76–70	3/18/1999	Fayetteville	Quarterfinals
TCU				
L	82–78	3/28/19	Fayetteville	Third
Tulane				
L	60–48	3/24/2013	Fayetteville	Second
UAB				
W	10–52	3/24/19	Fayetteville	Second
UNLV				
W	61–48	3/19/2005	Fayetteville	First
Wichita State				
W	83–63	3/15/2000	Fayetteville	First
Wisconsin				
W	67–64	3/23/1999	Fayetteville	Final

WNIT RESULTS

2013

DATE	OPPONENT	RESULT	SITE	ROUND
March 21	Memphis	67–57	Fayetteville, AR	First
March 24	Tulane	48–60	Fayetteville, AR	Second

2011 (Expanded to 64 teams in 2010)

DATE	OPPONENT	RESULT	SITE	ROUND
March 17	Lamar	91–65	Fayetteville, AR	First
March 20	Missouri State	65–64	Springfield, MO	Second
March 23	Oral Roberts	78–59	Tulsa, OK	Third
March 27	Illinois State	49–60	Normal, IL	Quarters

2009

DATE	OPPONENT	RESULT	SITE	ROUND
March 23	Okla. State	61–60 (ot)		Fayetteville, AR
Second*				
March 26	Kansas	59–75	Lawrence, KS	Third

*Arkansas had a bye in the first round

2005

DATE	OPPONENT	RESULT	SITE	ROUND
March 18	UNLV	61–48	Fayetteville, AR	First
March 21	Ark. St.	84–98	Jonesboro, AR	Second

2000

DATE	OPPONENT	RESULT	SITE	ROUND
March 15	Wichita State	83–63	Fayetteville, AR	First
March 18	Missouri	89–88 (ot)	Fayetteville, AR	Second
March 21	Georgia Tech	78–67	Fayetteville, AR	Quarters
March 25	Florida	62–83	Fayetteville, AR	Semis

1999 –– WNIT CHAMPION

DATE	OPPONENT	RESULT	SITE	ROUND
March 12	Northwestern St.	78–60	Fayetteville, AR	First
March 14	Oklahoma	97–93 (ot)		Fayetteville, AR
Second				
March 17	Rice	76–70	Fayetteville, AR	Quarters
March 20	Drake	80–56	Fayetteville, AR	Semis
March 23	Wisconsin	67–64	Fayetteville, AR	Finals

NWIT
All games played at the Amarillo Civic Center, Amarillo, Texas
1996

DATE	OPPONENT	RESULT	SITE	ROUND
March 21	Princeton	83–51	Amarillo, Texas	First Rnd
March 22	Arizona	80–77	Amarillo, Texas	Semifinals
March 23	LSU	63–91	Amarillo, Texas	Third Place

1987 –– NWIT CHAMPION

DATE	OPPONENT	RESULT	SITE	ROUND
March 19	Montana	82–74	Amarillo, Texas	First Rnd
March 20	Providence	101–91	Amarillo, Texas	Semifinals
March 21	California	112–80	Amarillo, Texas	Championship

AIAW
1982 –– AIAW SWEET 16

DATE	OPPONENT	RESULT	SITE	ROUND
March 11	Okla. City	78–67	Lubbock, TX	SW Regional
March 12	Wayland Bapt.	57–61	Lubbock, TX	SW Regional
March 13	New Orleans	76–74	Lubbock, TX	SW Regional
March 21	California	62–66	Berkeley, CA	Western Sectional

1981

DATE	OPPONENT	RESULT	SITE	ROUND
March 14	Oral Roberts	57–59	Tulsa, OK	SW Regional

1980

DATE	OPPONENT	RESULT	SITE	ROUND

WNIT TOURNAMENT INDIVIDUAL RECORDS

POINTS

37	Chelsea Dungee	Houston	3/21/19
35	Wendi Willits	Oklahoma	3/14/99
26	Chrisstasia Walter	Oral Roberts	3/23/11
26	Sarah Pfeifer	Arkansas State	3/21/05
25	Sarah Watkins	Lamar	3/17/11
25	Wendi Willits	Missouri	3/18/00
22	Chelsea Dungee	TCU	3/28/19
22	Whitney Jones	Oklahoma State	3/23/09
22	Lonniya Bragg	NW State	3/12/99
21	C'eira Ricketts	Missouri State	3/20/11
20	C'eira Ricketts	Lamar	3/17/11
20	Wendi Willits	Wichita State	3/15/00
18	Malica Monk	TCU	3/28/19
18	Lonniya Bragg	Georgia Tech	3/21/00
18	Lonniya Bragg	Rice	3/17/99
17	Jailyn Mason	TCU	3/28/19
17	Alexis Tolefree	UAB	3/24/19
16	Sarah Watkins	Illinois State	3/27/11
16	Lakishia Harper	Wichita State	3/15/00
16	Lonniya Bragg	Florida	3/25/00
16	Sarah Pfeifer	UNLV	3/19/05
16	Sytia Messer	NW State	3/12/99

FIELD GOALS (MIN. 10)

12	Sarah Pfeifer	Arkansas State	3/21/05
12	Wendi Willits	Oklahoma	3/14/99
10	Chelsea Dungee	Houston	3/21/19
10	Sarah Watkins	Lamar	3/17/11

FIELD GOAL ATTEMPTS (MIN. 10)

22	C'eira Ricketts	Missouri State	3/20/11
22	Wendi Willits	Oklahoma	3/14/99
21	Sarah Watkins	Lamar	3/17/11
19	Chelsea Dungee	Houston	3/21/19
19	C'eira Ricketts	Oklahoma State	3/23/09
18	Chrisstasia Walter	Oral Roberts	3/23/11
18	Sarah Pfeifer	Arkansas State	3/21/05
17	Chelsea Dungee	TCU	3/28/19
17	C'eira Ricketts	Kansas	3/26/09
17	Sarah Pfeifer	UNLV	3/19/05
16	Malica Monk	TCU	3/28/19
16	Sarah Watkins	Missouri State	3/20/11
15	Quistelle Williams	Memphis	3/21/13
15	Rochelle Vaughn	Arkansas State	3/21/05
15	Wendi Willits	Missouri	3/18/00
14	Sarah Watkins	Tulane	3/24/13
14	C'eira Ricketts	Illinois State	3/27/11
14	Whitney Jones	Oklahoma State	3/23/09
14	Wendi Willits	NW State	3/12/99
13	Malica Monk	Houston	3/21/19
13	C'eira Ricketts	Lamar	3/17/11
13	Chrisstasia Walter	Illinois State	3/27/11
13	Ayana Brereton	Kansas	3/26/09
12	Quistelle Williams	Tulane	3/24/13
12	Rochelle Vaughn	UNLV	3/19/05
12	Lakishia Harper	Wichita State	3/15/00
12	Sytia Messer	NW State	3/12/99
11	Malica Monk	UAB	3/24/19
11	Lyndsay Harris	Oklahoma State	3/23/09
11	Wendi Willits	Florida	3/25/00
11	Loniya Bragg	NW State	3/12/99
11	Wendi Willits	Wisconsin	3/23/99
11	Kamara Stancle	Wisconsin	3/23/99
10	Alexis Tolefree	TCU	3/28/19
10	C'eira Ricketts	Oral Roberts	3/23/11
10	Chrisstasia Walter	Lamar	3/17/11
10	Sarah Watkins	Illinois State	3/27/11
10	Wendi Willits	Wichita State	3/15/00
10	India Lewis	Wichita State	3/15/00
10	Sytia Messer	Rice	3/17/99

FREE THROWS MADE (MIN. 5)

15	Chelsea Dungee	Houston	3/21/19
8	Whitney Jones	Oklahoma State	3/23/09
8	Wendi Willits	Wichita State	3/15/00
8	Wendi Willits	Missouri	3/18/00
8	Sytia Messer	Oklahoma	3/14/99
7	Jhasmin Bowen	Tulane	3/24/13
6	Sarah Watkins	Illinois State	3/27/11
6	Lonniya Bragg	Rice	3/17/99
5	Chelsea Dungee	UAB	3/24/19
5	Chelsea Dungee	TCU	3/28/19
5	Calli Berna	Memphis	3/21/13
5	C'eira Ricketts	Missouri State	3/20/11
5	Whitney Jones	Kansas	3/26/09
5	Wendi Willits	Wisconsin	3/23/99
5	Amy Wright	Rice	3/17/99

FREE THROWS ATTEMPTED (MIN. 9)

17	Chelsea Dungee	Houston	3/21/19
10	Jhasmin Bowen	Tulane	3/24/13
10	Sytia Messer	Oklahoma	3/14/99
9	Sarah Watkins	Illinois State	3/27/11
9	Whitney Jones	Oklahoma State	3/23/09

FREE THROW PERCENTAGE (MIN 5 MADE FT)

1.000	Wendi Willits (8–8)	Wichita State	3/15/00
.882	Chelsea Dungee (15–17)		Houston 3/21/19
.833	Chelsea Dungee (5–6)	UAB	3/24/19
.833	Chelsea Dungee (5–6)	TCU	3/28/19
.700	Jhasmin Bowen (7–10)	Tulane	3/24/13

THREE POINTERS MADE (MIN. 5 MADE)

7	Wendi Willits	Oklahoma	3/14/99
5	Alexis Tolefree	UAB	3/24/19
5	Chrisstasia Walter	Oral Roberts	3/23/11

THREE POINTERS ATTEMPTED (MIN. 7 ATTEMPTS)

16	Wendi Willits	Oklahoma	3/14/99
13	Chrisstasia Watler	Oral Roberts	3/23/11
9	Chrisstasia Walter	Illinois State	3/27/11
8	Sarah Watkins	Lamar	3/17/11
8	Chrisstasia Walter	Lamar	3/17/11
8	Lyndsay Harris	Oklahoma State	3/23/09
8	India Lewis	Florida	3/25/00
7	Quistelle Williams	Memphis	3/21/13
7	Ayana Brereton	Kansas	3/26/09
7	India Lewis	Wichita State	3/15/00
7	Wendi Willits	Missouri	3/18/00
7	Wendi Willits	Wisconsin	3/23/99

REBOUNDS (MIN. 8 REBOUNDS)

14	Sarah Watkins	Lamar	3/17/11
13	Ashley Daniels	Lamar	3/17/11
13	Kamara Stancle	Wisconsin	3/23/99
12	Sarah Pfeifer	Arkansas State	3/21/05
11	Quistelle Williams	Memphis	3/21/13
10	Sarah Watkins	Tulane	3/24/13
10	Lonniya Bragg	Oklahoma	3/14/99
9	C'eira Ricketts	Missouri State	3/20/11
8	Alexis Tolefree	UAB	3/24/19
8	Kiara Williams	Houston	3/21/19
9	Lonniya Bragg	Georgia Tech	3/21/00
8	Keira Peak	Oral Roberts	3/23/11
8	Sarah Watkins	Missouri State	3/20/11
8	Ashley Daniels	Illinois State	3/27/11
8	Keira Peak	Illinois State	3/27/11
8	Adrienne Bush	Arkansas State	3/21/05
8	Lonniya Bragg	Missouri	3/18/00
8	Sytia Messer	NW State	3/12/998
8	Tennille Adams	Rice	3/17/99

ASSISTS (MIN. 5 ASSISTS)

11	Amy Wright	NW State	3/12/99
10	Amy Wright	Wichita State	3/15/00
7	C'eira Ricketts	Oral Roberts	3/23/11
7	C'eria Ricketts	Lamar	3/17/11
7	Kristin Peoples	UNLV	3/19/05
7	Amy Wright	Florida	3/25/00
7	Amy Wright	Oklahoma	3/14/99
6	Calli Berna	Memphis	3/21/13
5	Yashira Delgado	Lamar	3/17/11
5	India Lewis	Florida	3/25/00
5	Amy Wright	Wisconsin	3/23/99

STEALS (MIN. 4 STEALS)

5	Dominque Wilson	Tulane	3/24/13
5	Christassia Walter	Oral Roberts	3/23/11
4	Jailyn Mason	Houston	3/21/19
4	Yashira Delgado	Illinois State	3/27/11
4	C'eira Ricketts	Oklahoma State	3/23/09
4	Lyndsay Harris	Oklahoma State	3/23/09
4	Whitney Jones	Oklahoma State	3/23/09
4	Amy Wright	Wichita State	3/15/00
4	Lakishia Harper	Missouri	3/18/00
4	Amy Wright	NW State	3/12/99

BLOCKED SHOTS (MIN. 3 BLOCKS)

5	Whitney Jones	Oklahoma State	3/23/09
4	Sarah Watkins	Lamar	3/17/11
3	Lakishia Harper	Missouri	3/18/00

WNIT TOURNAMENT TEAM RECORDS

POINTS SCORED

100	UAB	3/24/19
97	Oklahoma	3/14/99
91	Lamar	3/17/11
89	Missouri	3/18/00
88	Houston	3/21/19
84	Arkansas State	3/21/05
83	Wichita State	3/15/00
78	TCU	3/28/19
78	Oral Roberts	3/23/11
78	Georgia Tech	3/21/00
78	NW State	3/12/99
76	Rice	3/17/99
67	Memphis	3/21/13
67	Wisconsin	3/23/99
65	Missouri State	3/20/11
62	Florida	3/25/00
61	Oklahoma State	3/23/09
61	UNLV	3/19/05
59	Kansas	3/26/09
56	Drake	3/20/99
49	Illinois State	3/27/11

FIELD GOALS

37	UAB	3/24/19
35	Lamar	3/17/11
34	NW State	3/12/99
33	Oklahoma	3/14/99
32	Arkansas State	3/21/05
32	Wichita State	3/15/00
31	Missouri	3/18/00
30	Oral Roberts	3/23/11
29	TCU	3/28/19
28	Houston	3/21/19
28	Georgia Tech	3/21/00
27	Rice	3/17/99
25	Wisconsin	3/23/99
23	Missouri State	3/20/11
23	Florida	3/25/00
23	UNLV	3/19/05
22	Memphis	3/21/13
22	Oklahoma State	3/23/09
20	Kansas	3/26/09
17	Illinois State	3/27/11
16	Tulane	3/24/13
16	Drake	3/20/99

FIELD GOALS ATTEMPTED

75	Arkansas State	3/21/05
74	Lamar	3/17/11
73	Oklahoma State	3/23/09
72	UAB	3/24/19
71	NW State	3/12/99
71	Oklahoma	3/14/99
69	Missouri State	3/20/11
68	Missouri	3/18/00
65	TCU	3/28/19
64	Illinois State	3/27/11
63	Houston	3/21/19
61	Kansas	3/26/09
61	Wisconsin	3/23/99
58	Memphis	3/21/13
58	Oral Roberts	3/23/11
57	UNLV	3/19/05
57	Wichita State	3/15/00
56	Tulane	3/24/13
56	Florida	3/25/00
52	Georgia Tech	3/21/00
52	Rice	3/17/99
31	Wisconsin	3/23/99

FREE THROWS

28	Houston	3/21/19
23	Oklahoma	3/14/99
20	Missouri	3/18/00
18	Georgia Tech	3/21/00
18	Rice	3/17/99
16	Memphis	3/21/13
15	Kansas	3/26/09
15	Arkansas State	3/21/05
14	Tulane	3/24/13
14	Missouri State	3/20/11
14	UNLV	3/19/05
13	Oral Roberts	3/23/11
13	Lamar	3/17/11
13	Wichita State	3/15/00
13	Florida	3/25/00
13	Wisconsin	3/23/99
12	Oklahoma State	3/23/09
11	UAB	3/24/19
11	Illinois State	3/27/11
10	TCU	3/28/19
9	NW State	3/12/99
4	Drake	3/20/99

FREE THROWS ATTEMPTED

42	Oklahoma	3/14/99
34	Houston	3/21/19
32	Missouri	3/18/00
26	Tulane	3/24/13
26	Lamar	3/17/11
24	Arkansas State	3/21/05
24	Rice	3/17/99
23	Georgia Tech	3/21/00
22	Memphis	3/21/13
22	UNLV	3/19/05
21	Missouri State	3/20/11
21	Kansas	3/26/09
19	Wichita State	3/15/00
19	Illinois State	3/27/11
19	Florida	3/25/00
19	Wisconsin	3/23/99
18	Oral Roberts	3/23/11
17	Oklahoma State	3/23/09
17	NW State	3/12/99
16	UAB	3/24/19
15	TCU	3/28/19
7	Drake	3/20/99

THREE POINTERS

15	UAB	3/24/19
10	TCU	3/28/19
8	Lamar	3/17/11
8	Oklahoma	3/14/99
7	Memphis	3/21/13
7	UNLV	3/19/05
7	Missouri	3/18/00
6	Wichita State	3/15/00
5	Oral Roberts	3/23/11
5	Missouri State	3/20/11
5	Oklahoma State	3/23/09
5	Arkansas State	3/21/05
4	Houston	3/21/19
4	Illinois State	3/27/11
4	Kansas	3/26/09
4	Georgia Tech	3/21/00
4	Rice	3/17/99
4	Wisconsin	3/23/99
3	Florida	3/25/00
3	Drake	3/20/99
2	Tulane	3/24/13
1	NW State	3/12/99

THREE POINTERS ATTEMPTED

30	UAB	3/24/19
28	Lamar	3/17/11
26	Oklahoma State	3/23/09
21	TCU	3/28/19
21	Illinois State	3/27/11
21	Oklahoma	3/14/99
20	Houston	3/21/19
19	Missouri State	3/20/11
19	Arkansas State	3/21/05
17	Memphis	3/21/13
16	Oral Roberts	3/23/11
16	Missouri	3/18/00
15	Florida	3/25/00
15	NW State	3/12/99
14	UNLV	3/19/05
14	Wichita State	3/15/00
14	Georgia Tech	3/21/00
13	Wisconsin	3/23/99
12	Tulane	3/24/13
12	Kansas	3/26/09
11	Rice	3/17/99
8	Drake	3/20/99

REBOUNDS

59	Lamar	3/17/11
52	UAB	3/24/19
48	Missouri State	3/20/11
44	Memphis	3/21/13
44	Arkansas State	3/21/05
43	Oklahoma State	3/23/09
41	NW State	3/12/99
40	UNLV	3/19/05
39	Houston	3/21/19
36	Oral Roberts	3/23/11
36	Illinois State	3/27/11
35	Wichita State	3/15/00
35	Missouri	3/18/00
35	Oklahoma	3/14/99
34	Tulane	3/24/13
33	Kansas	3/26/09
32	Rice	3/17/99
31	TCU	3/28/19
31	Georgia Tech	3/21/00
29	Florida	3/25/00
29	Wisconsin	3/23/99
15	Drake	3/20/99

ASSISTS

23	Lamar	3/17/11
21	NW State	3/12/99
19	Wichita State	3/15/00
17	Wisconsin	3/23/99
17	Oklahoma	3/14/99
16	UAB	3/24/19
16	UNLV	3/19/05
16	Missouri	3/18/00
16	Florida	3/25/00
15	TCU	3/28/19
15	Georgia Tech	3/21/00
13	Oklahoma State	3/23/09
12	Memphis	3/21/13
12	Oral Roberts	3/23/11
12	Wisconsin	3/23/99
11	Arkansas State	3/21/05
10	Tulane	3/24/13
10	Missouri State	3/20/11
10	Illinois State	3/27/11
10	Rice	3/17/99
9	Houston	3/21/19
8	Kansas	3/26/09

STEALS

16	Oklahoma State	3/23/09
13	Tulane	3/24/13
13	Missouri	3/18/00
12	Wichita State	3/15/00
12	NW State	3/12/99
11	Houston	3/21/19
11	Oral Roberts	3/23/11
11	Illinois State	3/27/11
9	TCU	3/28/19
9	Arkansas State	3/21/05
9	Georgia Tech	3/21/00
8	Kansas	3/26/09
8	UNLV	3/19/05
8	Wisconsin	3/23/99
7	Missouri State	3/20/11
6	Florida	3/25/00
5	Memphis	3/21/13
5	Rice	3/17/99
4	Lamar	3/17/11
4	Drake	3/20/99
4	Oklahoma	3/14/99
3	UAB	3/24/19

BLOCKED SHOTS

9	Lamar	3/17/11
6	Houston	3/21/19
6	Oklahoma State	3/23/09
6	Missouri	3/18/00
5	TCU	3/28/19
5	NW State	3/12/99
4	Memphis	3/21/13
4	Kansas	3/26/09
4	Arkansas State	3/21/05
3	UAB	3/24/19
3	Missouri State	3/20/11
3	Illinois State	3/27/11
3	Florida	3/25/00
2	Tulane	3/24/13
2	UNLV	3/19/05
2	Wichita State	3/15/00
2	Georgia Tech	3/21/00
2	Oklahoma	3/14/99
2	Drake	3/20/99
2	Wisconsin	3/23/99
1	Oral Roberts	3/23/11
1	Rice	3/17/99

WNIT TOURNAMENT NOTES

Appearances	7
Most Recent	2013
Record	14–4

OVERTIME GAMES

March 21, 2019
Houston W, 88–80 Fayetteville First Rnd

March 23, 2009
Okla. State W, 61–60 Fayetteville Second Rd

March 18, 2000
Missouri W, 89–88 Fayetteville Second Rnd

March 14, 1999
Oklahoma W, 97–93 Fayetteville Second Rnd

WNIT TOURNAMENT RECORDS

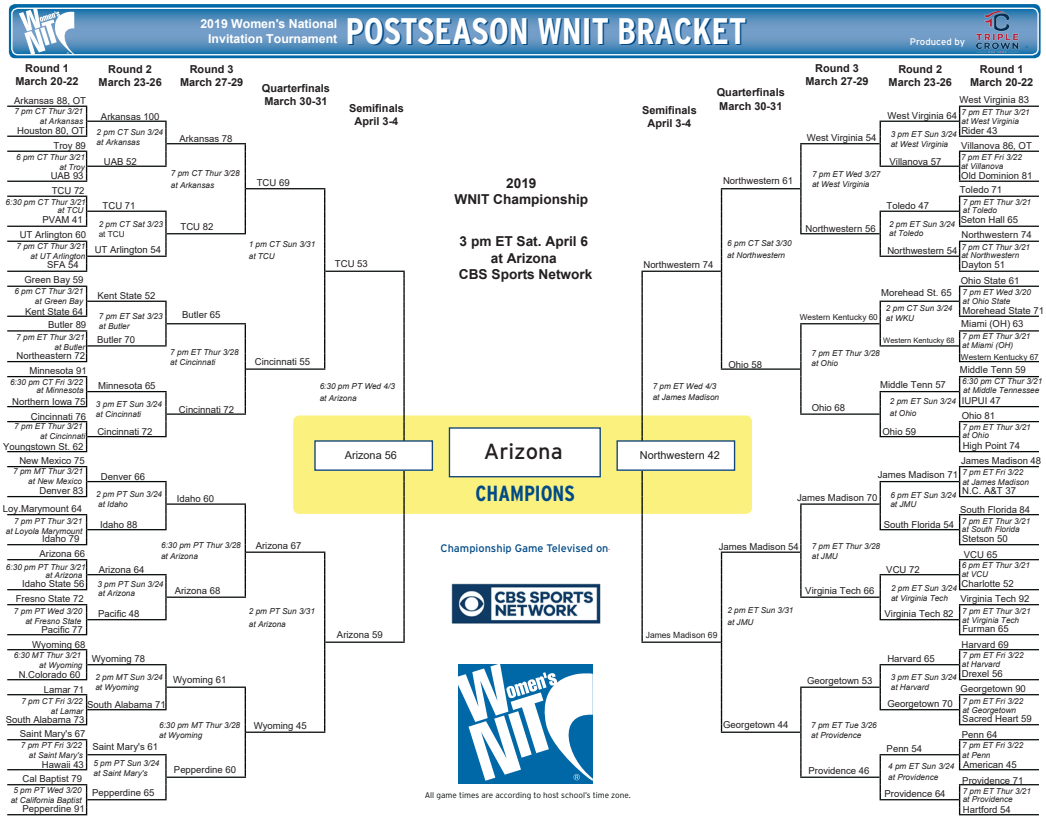

March 21, 2019 ◆ Bud Walton Arena ◆ Fayetteville, Arkansas ◆ First Round

Official Basketball Box Score -- Game Totals -- Final Statistics
HOUSTON vs AR
03/21/19 7 p.m. at Fayetteville, Ark. (Bud Walton Arena)

HOUSTON 80 • 15-16

##	Player		Total FG-FGA	3-Ptr FG-FGA	FT-FTA	Rebounds Off	Def	Tot	PF	TP	A	TO	Blk	Stl	Min
02	BARNES, Octavia	f	8-18	3-8	0-0	3	4	7	3	19	4	4	0	0	43
03	BRANCH, Dorian	f	4-11	0-5	2-4	1	4	5	4	10	2	2	0	2	43
12	OKOENE, Alyssa	f	0-3	0-0	0-0	0	2	2	3	0	0	1	1	0	15
00	HARRIS, Angela	g	6-17	4-14	0-0	0	7	7	4	16	2	4	0	2	32
23	HAWKINS, Serithia	g	4-11	0-2	2-2	4	4	8	4	10	1	2	0	1	39
05	GLADNEY, Dymond		0-4	0-2	0-0	0	0	0	3	0	2	2	0	1	12
30	HILL, Tatyana		5-6	0-0	0-2	1	6	7	3	10	0	2	1	1	15
33	BLACKSHELL-FAIR, Jul		4-6	0-0	7-7	2	3	5	4	15	2	1	1	2	26
	Team					2	1	3				1			
	Totals		31-76	7-31	11-15	13	31	44	28	80	13	19	3	9	225

1st - FG %:	8-20	40.0%	2nd:	7-16	43.8%	3rd:	8-18	44.4%	4th:	7-15	46.7%
3FG %:	2-6	33.3%		2-7	28.6%		2-8	25.0%		0-5	0.0%
FT %:	1-1	100.0%		1-2	50.0%		2-2	100.0%		3-6	50.0%

Game:	31-76	40.8%	Deadball								
	11-15	73.3%	Rebounds								
			3								

AR 88 • 21-14

##	Player		Total FG-FGA	3-Ptr FG-FGA	FT-FTA	Rebounds Off	Def	Tot	PF	TP	A	TO	Blk	Stl	Min
10	WILLIAMS, Kiara	c	7-7	0-0	1-3	3	5	8	3	15	1	3	5	0	26
02	TOLEFREE, Alexis	g	1-7	0-5	6-7	0	1	1	2	8	1	1	0	1	25
03	MONK, Malica	g	4-13	2-5	3-3	1	3	4	4	13	2	2	0	2	39
14	MASON, Jailyn	g	4-9	0-3	0-0	1	5	6	0	8	1	2	0	4	40
33	DUNGEE, Chelsea	g	10-19	2-3	15-17	0	5	5	4	37	1	3	0	1	44
00	GAULDEN, A'Tyanna		0-0	0-0	0-0	0	0	0	1	0	1	5	0	1	6
01	NORTHCROSS-BAKER,		1-6	0-4	0-0	0	1	1	1	2	1	2	0	2	23
22	ZIMMERMAN, Bailey		0-0	0-0	0-0	0	2	2	0	0	1	0	0	0	3
24	THOMAS, Taylah		1-2	0-0	3-4	2	3	5	2	5	0	0	1	0	19
	Team					1	6	7							
	Totals		28-63	4-20	28-34	8	31	39	17	88	9	18	6	11	225

1st - FG %:	8-16	50.0%	2nd:	3-11	27.3%	3rd:	9-16	56.3%	4th:	4-12	33.3%
3FG %:	3-7	42.9%		0-6	0.0%		0-1	0.0%		1-4	25.0%
FT %:	2-4	50.0%		9-10	90.0%		4-6	66.7%		6-6	100.0%

Game:	28-63	44.4%	Deadball								
	4-20	20.0%	Rebounds								
	28-34	82.4%	2,2								

Officials: Eric Baker, Randy Robertson, Blanca Burns
Technical fouls: HOUSTON-None. AR-None.
Attendance: 3689
WNIT First Round
Tickets Scanned: 3,021

Score by periods	1st	2nd	3rd	4th	OT	Total
HOUSTON	19	17	20	17	7	**80**
AR	21	15	22	15	15	**88**

Points	In Paint	Off T/O	2nd Chance	Fast Break	Bench
HOU	42	17	20	6	25
AR	40	15	6	18	7

Last FG - HOU OT-00:25, AR OT-00:33.
Largest lead - HOU by 3 1st-09:13, AR by 9 OT-00:33.
HOU led for 06:16. AR led for 31:33. Game was tied for 07:11.

Score tied - 13 times.
Lead changed - 9 times.

March 24, 2019 ◆ Bud Walton Arena ◆ Fayetteville, Arkansas ◆ Second Round

Official Basketball Box Score -- Game Totals -- Final Statistics
UAB vs AR
03/24/19 2 p.m. at Fayetteville, Ark. (Bud Walton Arena)

UAB 52 • 26-7

##	Player		Total FG-FGA	3-Ptr FG-FGA	FT-FTA	Rebounds Off	Def	Tot	PF	TP	A	TO	Blk	Stl	Min
13	THOMAS, Katelynn	f	9-13	0-0	2-4	0	4	4	4	20	0	0	0	0	18
32	CHILDRESS, Rachael	f	1-4	0-3	0-0	0	2	2	0	2	0	2	0	0	14
00	BARNES, Miyah	g	1-9	0-3	0-0	0	4	4	3	2	1	1	0	0	28
03	VENDRELL, Angela	g	3-10	0-2	0-0	1	2	3	1	6	4	1	1	0	27
20	KUZMANIC, Deanna	g	2-8	0-3	3-4	0	5	5	1	7	5	1	0	2	36
01	WHITLEY, Margaret		0-2	0-2	1-2	0	2	2	0	1	1	1	0	0	10
04	ROLDAN, Talia		0-0	0-0	0-0	0	1	1	1	0	1	0	0	0	4
05	FRASCO, Emily		0-2	0-2	0-0	0	0	0	0	0	0	0	0	0	4
10	ROSENFELDT, Sara		0-2	0-0	1-2	0	0	0	4	1	0	0	0	0	9
22	GARLAND, Maya		2-6	2-5	0-0	1	3	4	0	6	0	1	0	1	13
23	KERSTEIN, Lea		1-4	1-4	0-0	1	1	2	0	3	0	0	0	0	20
34	JOHNSON, Imani		1-7	0-0	2-4	3	2	5	4	4	1	2	0	1	17
	Team					2	3	5							
	Totals		20-67	3-24	9-16	8	29	37	18	52	13	9	1	4	200

1st - FG %:	5-15	33.3%	2nd:	4-18	22.2%	3rd:	4-16	25.0%	4th:	7-18	38.9%
3FG %:	0-4	0.0%		0-6	0.0%		0-2	0.0%		3-12	25.0%
FT %:	0-1	0.0%		4-6	66.7%		5-8	62.5%		0-1	0.0%

Game:	20-67	29.9%	Deadball								
	3-24	12.5%	Rebounds								
	9-16	56.3%	5								

AR 100 • 22-14

##	Player		Total FG-FGA	3-Ptr FG-FGA	FT-FTA	Rebounds Off	Def	Tot	PF	TP	A	TO	Blk	Stl	Min
10	WILLIAMS, Kiara	f	4-5	0-0	0-0	2	5	7	3	8	0	0	1	1	18
02	TOLEFREE, Alexis	g	6-8	5-6	0-0	0	8	8	1	17	3	0	0	0	23
03	MONK, Malica	g	6-11	2-4	1-2	2	0	2	0	15	2	0	0	1	22
14	MASON, Jailyn	g	4-8	3-4	0-0	0	2	2	3	11	2	0	0	0	22
33	DUNGEE, Chelsea	g	4-9	0-1	5-6	1	4	5	1	13	1	2	0	0	24
00	GAULDEN, A'Tyanna		3-7	0-1	1-1	1	2	3	0	7	4	3	0	0	19
01	NORTHCROSS-BAKER,		1-2	1-2	0-0	0	1	1	2	3	0	0	0	0	13
13	SPANGLER, Grayce		3-5	3-5	0-0	0	0	0	0	9	0	0	0	0	8
20	STOUT, Sydney		0-1	0-1	1-2	1	4	5	0	1	1	0	0	0	10
22	ZIMMERMAN, Bailey		4-9	1-4	2-3	1	5	6	1	11	0	1	1	1	16
24	THOMAS, Taylah		1-2	0-0	1-2	0	6	6	4	3	0	0	1	0	12
52	DOUMBIA, Rokia		1-5	0-2	0-0	1	2	3	1	2	3	1	0	0	13
	Team					2	2	4							
	Totals		37-72	15-30	11-16	11	41	52	16	100	16	7	3	3	200

1st - FG %:	11-22	50.0%	2nd:	9-18	50.0%	3rd:	11-14	78.6%	4th:	6-18	33.3%
3FG %:	3-6	50.0%		6-10	60.0%		3-5	60.0%		3-9	33.3%
FT %:	1-2	50.0%		2-4	50.0%		6-6	100.0%		2-4	50.0%

Game:	37-72	51.4%	Deadball								
	15-30	50.0%	Rebounds								
	11-16	68.8%	0								

Officials: Bill Larance, Metta Roberts, Eric Koch
Technical fouls: UAB-None. AR-None.
Attendance: 3939
Tickets Scanned: 3868

Score by periods	1st	2nd	3rd	4th	Total

In Off 2nd Fast

WNIT TOURNAMENT RECORDS

March 28, 2019 ◆ Bud Walton Arena ◆ Fayetteville, Arkansas ◆ Third Round

Official Basketball Box Score -- Game Totals -- Final Statistics

TCU vs AR

03/28/19 7 p.m. at Fayetteville, Ark. (Bud Walton Arena)

TCU 82 • 23-10

##	Player		Total FG-FGA	3-Ptr FG-FGA	FT-FTA	Rebounds Off	Def	Tot	PF	TP	A	TO	Blk	Stl	Min
00	OKONKWO, Amy	f	10-21	4-7	12-13	4	10	14	1	36	1	5	0	2	34
22	MOORE, Jordan	c	3-6	0-0	1-2	4	2	6	3	7	0	3	0	0	16
15	WOODS, Jayde	g	4-8	2-3	0-0	1	5	6	3	10	2	0	0	0	36
20	HEARD, Lauren	g	2-12	0-2	8-8	0	5	5	3	12	2	5	0	1	33
25	RAY, Kianna	g	2-8	1-4	0-0	1	3	4	1	5	3	0	3	2	39
01	PAYNE, Ryann		0-1	0-1	0-0	0	0	0	0	0	0	0	0	0	2
05	MORRIS, Yummy		0-1	0-0	0-0	1	0	1	0	0	0	0	0	0	4
24	VANN, Dakota		0-2	0-1	0-0	0	1	1	2	0	1	1	0	0	9
33	AKOMOLAFE, Adeola		5-8	0-0	2-2	5	2	7	2	12	3	1	0	2	27
	Team					0	1	1							
	Totals		26-67	7-18	23-25	16	29	45	15	82	12	15	3	7	200

1st - FG %:	7-15	46.7%	2nd:	6-20	30.0%	3rd:	6-17	35.3%	4th:	7-15	46.7%	Game:	26-67	38.8%	Deadball
3FG %:	1-4	25.0%		1-7	14.3%		2-3	66.7%		3-4	75.0%		7-18	38.9%	Rebounds
FT %:	3-4	75.0%		8-8	100.0%		3-3	100.0%		9-10	90.0%		23-25	92.0%	2,1

AR 78 • 22-15

##	Player		Total FG-FGA	3-Ptr FG-FGA	FT-FTA	Rebounds Off	Def	Tot	PF	TP	A	TO	Blk	Stl	Min
10	WILLIAMS, Kiara	c	4-4	0-0	0-0	1	5	6	1	8	1	1	2	1	29
02	TOLEFREE, Alexis	g	3-10	1-5	2-3	0	5	5	2	9	1	3	0	2	25
03	MONK, Malica	g	8-16	2-4	0-0	1	5	6	3	18	2	2	0	0	37
14	MASON, Jailyn	g	6-9	4-6	1-2	1	3	4	4	17	4	3	1	3	39
33	DUNGEE, Chelsea	g	7-17	3-4	5-6	0	1	1	4	22	4	2	1	2	38
00	GAULDEN, A'Tyanna		1-4	0-0	0-0	1	0	1	2	2	1	1	0	0	5
01	NORTHCROSS-BAKER,		0-3	0-2	0-0	0	1	1	3	0	2	0	0	0	11
22	ZIMMERMAN, Bailey		0-1	0-0	0-0	0	0	0	2	0	0	0	0	0	5
24	THOMAS, Taylah		0-1	0-0	2-4	1	3	4	0	2	0	0	1	1	11
52	DOUMBIA, Rokia		0-0	0-0	0-0	0	0	0	0	0	0	0	0	0	0+
	Team					2	1	3							
	Totals		29-65	10-21	10-15	7	24	31	21	78	15	12	5	9	200

1st - FG %:	9-15	60.0%	2nd:	8-16	50.0%	3rd:	5-19	26.3%	4th:	7-15	46.7%	Game:	29-65	44.6%	Deadball
3FG %:	3-5	60.0%		3-4	75.0%		2-7	28.6%		2-5	40.0%		10-21	47.6%	Rebounds
FT %:	4-6	66.7%		0-2	0.0%		2-2	100.0%		4-5	80.0%		10-15	66.7%	4,1

Officials: Amy Bonner, Doug Knight, Angelica Suffren
Technical fouls: TCU-None. AR-None.
Attendance: 5287
WNIT Third Round
Tickets Scanned: 4,718

Score by periods	1st	2nd	3rd	4th	Total
TCU	18	21	17	26	**82**
AR	25	19	14	20	**78**

Points	In Paint	Off T/O	2nd Chance	Fast Break	Bench
TCU	32	7	15	5	12
AR	26	13	7	11	4

Last FG - TCU 4th-01:04, AR 4th-00:14.
Largest lead - TCU by 7 4th-00:46, AR by 8 2nd-05:59.
TCU led for 04:38. AR led for 30:41. Game was tied for 04:40.

Score tied - 2 times.
Lead changed - 3 times.

Front row, from left: Alexis Tolefree, Grayce Spangler, Sydeny South, Raven Northcross–Baker, Bailey Zimmerman, Malica Monk, Rokia Doumbia, A'Tyanna Gaulden, Chelsea Dungee. Second row (l–r): Director of Video and Scouting Jeff Brazil, Assistant Coach Lacey Goldwire, Head Coach Mike Neighbors, Amber Ramirez, Jailyn Maosn, Taylah Thomas, Kiara Williams, Macy Weaver, Assistant Coach Pauline Love, Assistant Coach Todd Schaefer, Graduate Assistant Heather Corral, Director of Basketball Operations Amber Shirey. Back Row (l–r): manager Evan Johnston, manager Makayla Grant, manager Olivia James, Graduate Assistant Jalen Powell, Director of Student–Athlete Development C'eira Ricketts, Head Strength and Conditioning Coach Todd Barbour, Assistant Athletic Trainer Natalie Trotter, manager Delaney Osborn, manager

WNIT TOURNAMENT RECORDS

2013 WNIT
1-1 SECOND ROUND



March 21, 2013 ◆ Bud Walton Arena ◆ Fayetteville, Ark. ◆ First Round

Official Basketball Box Score – Game Totals – Final Statistics
MEMPHIS vs ARKANSAS
03/21/13 7 p.m. at Fayetteville, Ark. (Bud Walton Arena)

MEMPHIS 57 • 17-15

##	Player		Total FG-FGA	3-Ptr FG-FGA	FT-FTA	Rebounds Off	Def	Tot	PF	TP	A	TO	Blk	Stl	Min
21	FUQUA-BEY, Asianna	f	1-3	0-0	0-0	3	2	5	3	2	1	1	1	0	22
35	DICKSON, Nicole	f	6-19	2-8	0-0	1	4	5	4	14	1	1	1	2	35
10	ABDUL-QAADIR, Bilqis	g	4-12	2-6	1-3	0	1	1	2	11	2	2	0	3	38
11	AJANAKU, Jamila	g	3-5	0-0	0-0	4	5	9	2	6	1	3	0	0	27
12	HEARN, Ariel	g	4-12	0-3	8-12	1	3	4	5	16	4	2	1	0	37
05	MCGRAW, Lauren		0-3	0-1	0-0	1	0	1	3	0	1	2	0	1	15
15	HOPE, Pa'Sonna		4-6	0-0	0-0	3	5	8	2	8	0	1	3	1	22
23	JACKSON, Jaymie		0-0	0-0	0-0	0	0	0	1	0	1	1	0	0	4
	Team					1	2	3				1			
	Totals		22-60	4-18	9-15	14	22	36	22	57	11	14	6	7	200

FG % 1st Half:	8-27	29.6%	2nd half:	14-33	42.4%	Game:	22-60	36.7%
3FG % 1st Half:	1-10	10.0%	2nd half:	3-8	37.5%	Game:	4-18	22.2%
FT % 1st Half:	4-7	57.1%	2nd half:	5-8	62.5%	Game:	9-15	60.0%

Deadball Rebounds 2,2

ARKANSAS 67 • 20-12

##	Player		Total FG-FGA	3-Ptr FG-FGA	FT-FTA	Rebounds Off	Def	Tot	PF	TP	A	TO	Blk	Stl	Min
24	WILLIAMS, Quistelle	f	4-15	2-7	2-2	4	7	11	2	12	1	1	1	0	29
42	BOWEN, Jhasmin	f	2-6	0-0	1-3	1	3	4	0	5	0	3	1	0	19
01	PEAK, Keira	g	2-7	0-0	2-3	5	2	7	2	6	1	4	1	1	33
11	BERNA, Calli	g	4-7	1-2	5-8	0	4	4	1	14	6	2	1	1	40
12	WILSON, Dominique	g	6-7	3-4	0-0	3	3	6	3	15	2	0	0	1	29
04	WATKINS, Sarah		2-8	0-0	4-4	1	5	6	3	8	1	2	0	0	29
14	GATLING, Erin		2-6	1-4	2-2	1	2	3	3	7	1	2	0	2	18
33	WOLFF, Melissa		0-2	0-0	0-0	0	1	1	1	0	0	0	0	0	3
	Team					1	1	2							
	Totals		22-58	7-17	16-22	16	28	44	15	67	12	14	4	5	200

FG % 1st Half:	15-31	48.4%	2nd half:	7-27	25.9%	Game:	22-58	37.9%
3FG % 1st Half:	5-9	55.6%	2nd half:	2-8	25.0%	Game:	7-17	41.2%
FT % 1st Half:	4-8	50.0%	2nd half:	12-14	85.7%	Game:	16-22	72.7%

Deadball Rebounds 2

Officials: Charles Carroll, Rachael Monroe, Scott Starkey
Technical fouls: MEMPHIS-None. ARKANSAS-None.
Attendance: 1145
First Round WNIT
Fouled out: Memphis #12, Hearn (0:41.3 2nd half)

Score by periods	1st	2nd	Total
MEMPHIS	21	36	**57**
ARKANSAS	39	28	**67**

March 24, 2013 ◆ Bud Walton Arena ◆ Fayetteville, Ark. ◆ Second Round

Official Basketball Box Score – Game Totals – Final Statistics
TULANE vs ARKANSAS
03/24/13 2 p.m. at Fayetteville, Ark. (Bud Walton Arena)

TULANE 60 • 24-8

##	Player		Total FG-FGA	3-Ptr FG-FGA	FT-FTA	Rebounds Off	Def	Tot	PF	TP	A	TO	Blk	Stl	Min
22	DALE, Tiffany	f	2-4	0-0	2-2	0	3	3	5	6	0	3	0	1	20
24	KAUTSKY, Janique	f	3-5	1-2	2-4	3	2	5	3	9	0	2	1	0	33
20	BLAGG, Danielle	g	0-3	0-3	0-0	0	2	2	3	0	0	1	1	0	15
21	GRAYSON, Olivia	g	3-8	2-5	0-1	0	5	5	0	8	2	8	0	5	33
23	KAPLAN, Jamie	g	2-6	0-0	6-7	1	7	8	0	10	7	3	0	0	31
15	EBOMWONYI, Adesuwa		0-1	0-1	0-0	0	0	0	5	0	0	2	0	0	6
25	SNOW, Tyria		2-3	1-2	0-0	0	3	3	1	5	1	1	0	0	17
30	JONES, Tierra		0-0	0-0	0-0	0	0	0	1	0	0	0	0	0	1
31	McDONALD, Brittany		1-1	0-0	0-0	0	1	1	0	2	0	0	0	0	8
32	BIBBINS, Whitney		3-6	0-0	4-4	1	4	5	0	10	0	0	0	2	16
45	DURU, Chinwe		3-4	0-0	4-4	1	1	2	2	10	2	1	0	0	20
	Team					2	2	4							
	Totals		19-41	4-13	18-22	8	30	38	20	60	12	21	2	8	200

FG % 1st Half:	14-25	56.0%	2nd half:	5-16	31.3%	Game:	19-41	46.3%
3FG % 1st Half:	2-4	50.0%	2nd half:	2-9	22.2%	Game:	4-13	30.8%
FT % 1st Half:	6-7	85.7%	2nd half:	12-15	80.0%	Game:	18-22	81.8%

Deadball Rebounds 2,1

ARKANSAS 48 • 20-13

##	Player		Total FG-FGA	3-Ptr FG-FGA	FT-FTA	Rebounds Off	Def	Tot	PF	TP	A	TO	Blk	Stl	Min
24	WILLIAMS, Quistelle	f	2-12	0-3	1-2	2	2	4	2	5	0	2	0	0	25
42	BOWEN, Jhasmin	f	2-3	0-0	7-10	1	0	1	4	11	1	4	0	0	18
01	PEAK, Keira	g	3-9	0-0	3-8	5	3	8	3	9	0	1	0	3	31
11	BERNA, Calli	g	0-5	0-3	1-2	2	2	4	2	1	4	3	0	3	40
12	WILSON, Dominique	g	3-6	2-3	0-0	0	0	0	4	8	1	1	0	5	38
04	WATKINS, Sarah		5-14	0-2	2-4	5	5	10	2	12	2	1	1	1	24
14	GATLING, Erin		1-6	0-1	0-0	0	2	2	1	2	2	0	0	1	18
25	BAILEY, Joey		0-0	0-0	0-0	0	0	0	1	0	0	1	0	0	3
33	WOLFF, Melissa		0-1	0-0	0-0	0	1	1	0	0	0	0	1	0	3
	Team					3	1	4							
	Totals		16-56	2-12	14-26	18	16	34	19	48	10	13	2	13	200

FG % 1st Half:	7-24	29.2%	2nd half:	9-32	28.1%	Game:	16-56	28.6%
3FG % 1st Half:	2-6	33.3%	2nd half:	0-6	0.0%	Game:	2-12	16.7%
FT % 1st Half:	6-9	66.7%	2nd half:	8-17	47.1%	Game:	14-26	53.8%

Deadball Rebounds 3

Officials: Robert Strong, Randy Robertson, Rachel Monroe
Technical fouls: TULANE-None. ARKANSAS-None.
Attendance: 1348
WNIT Second Round
Fouled out: Tulane #15, Ebomwonyi (8:46, 2H) #22, Dale (0:55.5, 2H)

Score by periods	1st	2nd	Total
TULANE	36	24	**60**
ARKANSAS	22	26	**48**

Points	In Paint	Off T/O	2nd Chance	Fast Break	Bench
TLN	14	10	11	0	27
AR	24	13	12	2	14

Last FG - TLN 2nd-03:56, AR 2nd-00:17.
Largest lead - TLN by 14 1st-02:04, AR by 2 1st-14:59.

Score tied - 5 times.
Lead changed - 6 times.

WNIT TOURNAMENT RECORDS

2012–13 Arkansas Women's Basketball (l–r): Alex Fessler (mgr.), Wyatt Hodges (asst. video), Kendall Ruff (mgr.), Brooke Rogers (mgr.), Mike Jennings (grad. asst.), Todd Barbour (strength coach), Tari Cummings (asst. coach), Nicki Collen (asst. coach), Tom Collen (head coach), Amber Shirey (asst. coach), Jessica Bowie (dir. of ops), Jeff Brazil (video coord.), Natalie Trotter (athletic trainer), Amanda Coughlin (mgr.), Amber Earls (mgr.). Front row (l–r): Erin Gatling, Dominique Wilson, Dominique Robinson, Calli Berna, Quistelle Williams, Joey Bailey, Sarah Watkins, Jhasmin Bowen, Ana–Carlota Faussurier, Melissa Wolff, Kelsey Hatcher, Keira Peak, Mia Melton.

Front row (l–r): McKinley Bostad, Kelsey Brooks, Melissa Wolff, Jhasmin Bowen, head coach Jimmy Dykes, Calli Berna, McKenzie Adams, Nicole Bolt, Bria Pitts. Second Row: graduate assistant John Clark, graduate assistant Betsy Adams, assistant coach Christy Smith, assistant coach Tari Cummings, Khadijah West, Joey Bailey, Katie Powell, Jessica Jackson, assistant coach Simeon Hinsey, director of operations Amber Shirey, video coordinator Jeff Braziel. Back row: manager Lindsay Lawrence, manager Joseph Richardson, manager Maggie Bricker, assistant athletic trainer Natalie Trotter, assistant strength coach Todd Barbour, manager Brandon Kirkpatrick, manager Kendall Ruff, manager Amber Earls.

WNIT TOURNAMENT RECORDS

2011 WNIT
3-1 QUARTERFINALS



March 27, 2011 ◆ Redbird Arena ◆ Bloomington, Illinois ◆ Quarterfinals

Official Basketball Box Score – Game Totals – Final Statistics
ARKANSAS vs Illinois State
03-27-11 1:05 p.m. at Doug Collins Court at Redbird Arena

ARKANSAS 49 • 22-12

##	Player		Total FG-FGA	3-Ptr FG-FGA	FT-FTA	Rebounds Off	Def	Tot	PF	TP	A	TO	Blk	Stl	Min
03	TOWNSEND, Jamesha	f	1-3	0-0	0-0	1	0	1	0	2	1	0	0	1	17
04	WATKINS, Sarah	f	5-10	0-1	6-9	2	0	2	4	16	0	2	1	0	29
10	WALTER, Chrisstasia	f	3-13	2-9	0-0	2	1	3	1	8	2	0	0	3	32
12	DANIELS, Ashley	f	1-3	0-0	1-2	4	4	8	1	3	1	2	1	0	28
22	RICKETTS, C'eira	g	2-14	0-2	3-4	0	3	3	2	7	2	3	0	2	29
01	PEAK, Keira		3-9	1-3	0-0	2	6	8	4	7	2	2	0	0	26
44	WILLIAMS, Quistelle		2-9	1-5	0-0	1	4	5	0	5	0	1	1	1	20
45	DELGADO, Yashira		0-3	0-1	1-4	1	2	3	1	1	2	2	0	4	19
	Team					0	3	3							
	Totals		17-64	4-21	11-19	13	23	36	13	49	10	12	3	11	200

FG % 1st Half:	7-31	22.6%	2nd half:	10-33	30.3%	Game:	17-64	26.6%
3FG % 1st Half:	1-8	12.5%	2nd half:	3-13	23.1%	Game:	4-21	19.0%
FT % 1st Half:	3-4	75.0%	2nd half:	8-15	53.3%	Game:	11-19	57.9%

Deadball Rebounds 5

Illinois State 60 • 24-10

##	Player		Total FG-FGA	3-Ptr FG-FGA	FT-FTA	Rebounds Off	Def	Tot	PF	TP	A	TO	Blk	Stl	Min
21	Shelton, Kenyatta	f	4-9	0-0	0-2	6	5	11	4	8	2	1	0	1	29
24	Hanley, Emily	f	4-11	0-1	3-4	3	9	12	2	11	1	1	0	0	36
14	Clifton, Amanda	g	1-2	0-0	0-0	0	3	3	1	2	9	1	0	1	33
33	Jackson, Shala	g	5-9	1-2	5-6	0	5	5	1	16	1	7	0	0	27
34	Spanich, Hannah	g	1-4	0-2	0-0	0	3	3	2	2	1	6	2	0	16
01	Jenkins, Alexis		0-0	0-0	0-0	0	0	0	1	0	0	0	0	0	6
03	Sykes, Candace		2-4	1-2	0-0	0	4	4	0	5	0	3	0	2	12
20	Broadway, Katie		6-14	4-9	0-0	0	3	3	0	16	0	1	0	0	32
41	Hall, Marley		0-1	0-0	0-0	0	0	0	3	0	0	0	0	0	9
	Team					1	5	6				1			
	Totals		23-54	6-16	8-12	10	37	47	14	60	14	21	2	4	200

FG % 1st Half:	11-28	39.3%	2nd half:	12-26	46.2%	Game:	23-54	42.6%
3FG % 1st Half:	3-9	33.3%	2nd half:	3-7	42.9%	Game:	6-16	37.5%
FT % 1st Half:	6-9	66.7%	2nd half:	2-3	66.7%	Game:	8-12	66.7%

Deadball Rebounds 2

Officials: Billy Smith, Bob Enterline, Kelly Dennis
Technical fouls: ARKANSAS-None. Illinois State-None.
Attendance: 2386
Redbirds advance to Final Four of WNIT.

Score by periods	1st	2nd	Total
ARKANSAS	18	31	**49**
Illinois State	31	29	**60**

March 23, 2011 ◆ Mabee Center ◆ Tulsa, Oklahoma ◆ Third Round

Official Basketball Box Score – Game Totals – Final Statistics
ARKANSAS vs Oral Roberts
03-23-11 7:05 pm at Tulsa, OK (Mabee Center)

ARKANSAS 78 • 22-11

##	Player		Total FG-FGA	3-Ptr FG-FGA	FT-FTA	Rebounds Off	Def	Tot	PF	TP	A	TO	Blk	Stl	Min
03	TOWNSEND, Jamesha	f	3-4	0-0	1-2	2	2	4	2	7	0	4	1	1	26
04	WATKINS, Sarah	f	4-6	0-0	5-6	1	1	2	5	13	0	0	0	0	18
12	DANIELS, Ashley	f	4-7	0-0	1-2	2	1	3	4	9	0	1	0	1	23
10	WALTER, Chrisstasia	g	9-18	5-13	3-4	2	3	5	2	26	2	3	0	5	35
22	RICKETTS, C'eira	g	5-10	0-1	2-2	0	2	2	1	12	7	3	0	2	35
01	PEAK, Keira		1-2	0-0	1-2	3	5	8	2	3	1	2	0	0	23
13	INMAN, Julie		0-1	0-1	0-0	0	0	0	0	0	0	0	0	0	2
44	WILLIAMS, Quistelle		3-6	0-0	0-0	1	2	3	4	6	0	1	0	2	23
45	DELGADO, Yashira		1-4	0-1	0-0	0	3	3	0	2	2	3	0	0	15
	Team					3	3	6							
	Totals		30-58	5-16	13-18	14	22	36	20	78	12	17	1	11	200

FG % 1st Half:	15-32	46.9%	2nd half:	15-26	57.7%	Game:	30-58	51.7%
3FG % 1st Half:	4-10	40.0%	2nd half:	1-6	16.7%	Game:	5-16	31.3%
FT % 1st Half:	8-12	66.7%	2nd half:	5-6	83.3%	Game:	13-18	72.2%

Deadball Rebounds 3

Oral Roberts 59 • 23-11

##	Player		Total FG-FGA	3-Ptr FG-FGA	FT-FTA	Rebounds Off	Def	Tot	PF	TP	A	TO	Blk	Stl	Min
20	PYLE, Jordan	f	6-9	1-1	2-3	1	4	5	5	15	3	1	1	2	27
43	CARVER, Amber	f	1-1	0-0	0-0	0	2	2	2	2	0	1	0	1	9
03	CERGOL, Priscila	g	1-2	0-0	1-2	0	0	0	0	3	4	2	0	0	15
04	JONES, Georgia	g	5-7	4-5	0-0	0	3	3	1	14	1	7	0	1	27
15	LUPER, Kevi	g	1-9	0-2	2-3	1	0	1	2	4	1	7	0	0	36
12	KEY, Christian		0-2	0-2	2-2	0	0	0	0	2	0	0	0	0	10
13	BUCK, Savanna		1-6	0-2	4-5	1	0	1	1	6	2	3	1	2	26
22	BIGHAM, Jaci		0-2	0-1	2-2	1	1	2	2	2	3	0	0	0	14
32	ALLEN, Dominique		5-9	0-0	1-1	1	6	7	3	11	1	1	0	3	36
	Team					1	0	1							
	Totals		20-47	5-13	14-18	6	16	22	16	59	15	22	2	9	200

FG % 1st Half:	11-24	45.8%	2nd half:	9-23	39.1%	Game:	20-47	42.6%
3FG % 1st Half:	4-6	66.7%	2nd half:	1-7	14.3%	Game:	5-13	38.5%
FT % 1st Half:	4-4	100.0%	2nd half:	10-14	71.4%	Game:	14-18	77.8%

Deadball Rebounds 3

Officials: Carla Fountain, Brian Hall, Bill Larance
Technical fouls: ARKANSAS-None. Oral Roberts-TEAM.
Attendance: 1843

Score by periods	1st	2nd	Total
ARKANSAS	42	36	**78**
Oral Roberts	30	29	**59**

WNIT TOURNAMENT RECORDS

2011 WNIT
3-1 QUARTERFINALS

March 20, 2011 ◆ JQH Arena ◆ Springfield, Missouri ◆ Second Round

Official Basketball Box Score – Game Totals – Final Statistics
Arkansas vs Missouri State
03/20/11 2:05 p.m. at Springfield, Mo. - JQH Arena

Arkansas 65 • 21-11

##	Player		Total FG-FGA	3-Ptr FG-FGA	FT-FTA	Rebounds Off	Def	Tot	PF	TP	A	TO	Blk	Stl	Min
03	TOWNSEND, Jamesha	f	0-1	0-1	0-0	0	1	1	1	0	1	1	1	0	18
12	DANIELS, Ashley	f	2-4	0-1	4-4	3	4	7	3	8	2	1	1	1	29
04	WATKINS, Sarah	c	4-16	1-5	4-7	4	4	8	4	13	0	1	1	2	29
10	WALTER, Chrisstasia	g	3-7	2-5	0-0	2	3	5	3	8	2	3	0	2	26
22	RICKETTS, C'eira	g	7-22	2-4	5-7	3	6	9	1	21	3	0	0	1	38
01	PEAK, Keira		2-5	0-0	0-2	2	1	3	3	4	2	1	0	0	17
13	INMAN, Julie		1-5	0-2	1-1	1	0	1	1	3	0	0	0	1	10
44	WILLIAMS, Quistelle		4-7	0-1	0-0	4	3	7	3	8	0	1	0	0	22
45	DELGADO, Yashira		0-2	0-0	0-0	0	2	2	0	0	0	0	0	0	11
	Team					3	2	5				2			
	Totals		23-69	5-19	14-21	22	26	48	19	65	10	10	3	7	200

FG % 1st Half:	13-38	34.2%	2nd half:	10-31	32.3%	Game:	23-69	33.3%
3FG % 1st Half:	3-11	27.3%	2nd half:	2-8	25.0%	Game:	5-19	26.3%
FT % 1st Half:	5-6	83.3%	2nd half:	9-15	60.0%	Game:	14-21	66.7%

Deadball Rebounds 3

Missouri State 64 • 24-11

##	Player		Total FG-FGA	3-Ptr FG-FGA	FT-FTA	Rebounds Off	Def	Tot	PF	TP	A	TO	Blk	Stl	Min
25	Mays, Tia	f	0-1	0-0	3-4	0	2	2	2	3	2	0	2	0	23
33	Shorter, Christiana	f	6-8	0-0	3-3	4	3	7	4	15	0	1	1	1	23
05	Garrison, Casey	g	2-10	1-3	5-6	1	3	4	0	10	4	4	1	0	36
12	Malone, Jasmine	g	0-3	0-3	0-0	0	2	2	1	0	2	3	1	1	17
14	Buer, Karly	g	4-7	2-3	0-2	0	2	2	0	10	1	1	0	0	18
01	Edie, Whitney		5-9	0-1	4-7	1	7	8	3	14	2	3	1	2	27
15	Roberts, Kendra		4-7	1-1	0-0	1	4	5	4	9	2	0	0	0	22
23	Roberson, Jaleshia		1-4	1-4	0-0	0	2	2	2	3	3	1	0	0	27
44	Boshe, Lacey		0-1	0-0	0-0	0	0	0	1	0	0	0	1	1	7
	Team					0	3	3							
	Totals		22-50	5-15	15-22	7	28	35	17	64	16	13	7	5	200

FG % 1st Half:	11-23	47.8%	2nd half:	11-27	40.7%	Game:	22-50	44.0%
3FG % 1st Half:	2-7	28.6%	2nd half:	3-8	37.5%	Game:	5-15	33.3%
FT % 1st Half:	4-7	57.1%	2nd half:	11-15	73.3%	Game:	15-22	68.2%

Deadball Rebounds 2

Officials: Charles Carroll, Nick Marshall, Rachael Monroe
Technical fouls: Arkansas-DANIELS, Ashley. Missouri State-None.
Attendance: 2083
2011 Women's National Invitation Tournament
Second Round

Score by periods	1st	2nd	Total
Arkansas	34	31	**65**
Missouri State	28	36	**64**

Points	In Paint	Off T/O	2nd Chance	Fast Break	Bench
AR	28	8	15	6	15
MSU	28	5	14	2	26

Last FG - AR 2nd-00:47, MSU 2nd-00:16.
Largest lead - AR by 11 1st-12:36, MSU by 2 2nd-13:32.

Score tied - 3 times.
Lead changed - 2 times.

March 17, 2011 ◆ Bud Walton Arena ◆ Fayetteville, Arkansas ◆ First Round

Official Basketball Box Score – Game Totals – Final Statistics
LAMAR vs ARKANSAS
03-17-11 7 p.m. at Fayetteville, Ark. (Bud Walton Arena)

LAMAR 65 • 25-8

##	Player		Total FG-FGA	3-Ptr FG-FGA	FT-FTA	Rebounds Off	Def	Tot	PF	TP	A	TO	Blk	Stl	Min
05	Loyd, Kalis	f	6-14	1-3	1-4	1	0	1	4	14	4	4	0	0	27
23	Whittaker, Monique	f	2-4	0-0	1-2	0	2	2	3	5	0	2	0	0	20
25	Smith, Trashanna	f	5-9	1-2	1-4	4	5	9	4	12	4	0	2	1	32
11	Plumley, Jenna	g	5-16	5-14	0-0	1	5	6	2	15	4	3	0	0	38
24	Green, Ang	g	2-8	0-1	1-2	0	4	4	1	5	0	1	0	0	20
01	Ayers, Gia		0-0	0-0	0-0	0	0	0	0	0	0	0	0	0	1
03	Brockett, Chantelle		0-1	0-0	0-0	0	1	1	0	0	0	0	0	1	3
12	Mock, Brateicka		2-6	0-0	1-2	2	0	2	1	5	0	0	0	1	18
21	Meengs, Adrianne		0-1	0-1	0-0	0	3	3	3	0	2	0	0	0	9
22	Bellatin, Francesca		0-1	0-0	0-0	0	0	0	0	0	0	1	0	0	6
30	Hays, Taylor		2-5	1-3	1-3	1	2	3	0	6	1	1	1	4	15
40	Heithoff, Danielle		0-1	0-0	0-0	1	0	1	0	0	0	0	0	0	2
44	Henderson, Jasmin		1-5	1-4	0-0	0	0	0	0	3	0	0	0	0	9
	Team					3	2	5							
	Totals		25-71	9-28	6-17	13	24	37	18	65	15	12	3	7	200

FG % 1st Half:	9-33	27.3%	2nd half:	16-38	42.1%	Game:	25-71	35.2%
3FG % 1st Half:	2-13	15.4%	2nd half:	7-15	46.7%	Game:	9-28	32.1%
FT % 1st Half:	2-8	25.0%	2nd half:	4-9	44.4%	Game:	6-17	35.3%

Deadball Rebounds 5,1

ARKANSAS 91 • 20-11

##	Player		Total FG-FGA	3-Ptr FG-FGA	FT-FTA	Rebounds Off	Def	Tot	PF	TP	A	TO	Blk	Stl	Min
03	TOWNSEND, Jamesha	f	3-5	0-0	0-0	2	3	5	1	6	2	0	1	0	18
12	DANIELS, Ashley	f	4-5	0-0	3-4	1	12	13	3	11	2	1	1	1	26
04	WATKINS, Sarah	c	10-21	2-8	3-7	7	7	14	1	25	0	2	4	0	26
10	WALTER, Chrisstasia	g	3-10	2-8	2-2	2	1	3	1	10	3	2	1	1	25
22	RICKETTS, C'eira	g	8-13	1-4	3-8	1	2	3	1	20	7	1	0	1	29
01	PEAK, Keira		1-7	0-0	1-4	2	3	5	2	3	3	2	0	0	19
13	INMAN, Julie		0-4	0-4	0-0	0	1	1	1	0	0	2	0	1	12
15	REES, Skye		0-0	0-0	0-0	0	1	1	0	0	0	1	0	0	4
23	POWELL, Caroline		0-0	0-0	0-0	0	0	0	0	0	0	0	0	0	1
44	WILLIAMS, Quistelle		6-9	3-4	1-1	3	2	5	2	16	1	1	2	0	17
45	DELGADO, Yashira		0-0	0-0	0-0	0	4	4	2	0	5	1	0	0	23
	Team					2	3	5							
	Totals		35-74	8-28	13-26	20	39	59	14	91	23	13	9	4	200

FG % 1st Half:	17-33	51.5%	2nd half:	18-41	43.9%	Game:	35-74	47.3%
3FG % 1st Half:	5-11	45.5%	2nd half:	3-17	17.6%	Game:	8-28	28.6%
FT % 1st Half:	4-10	40.0%	2nd half:	9-16	56.3%	Game:	13-26	50.0%

Deadball Rebounds 7

Officials: Charles Carroll, Doug Williams, Eric Baker
Technical fouls: LAMAR-None. ARKANSAS-None.
Attendance: 331
Estimated Actual Attendance: 524

Score by periods	1st	2nd	Total
LAMAR	22	43	**65**
ARKANSAS	43	48	**91**

2010–11

2010–11 Arkansas Razorbacks: Front row (l–r): Chrisstasia Walter, Caroline Powell, Amanda Westbrook, Julie Inman, Lyndsay Harris, Kelsey Hatcher, Dominique Robinson, Brittney Richardson, Keira Peak, Yashira Delgado. Second row (l–r): Amanda Coughlin, Michael Jennings, Erin Gatling, Quistelle Williams, C'eira Ricketts, Skye Rees, Ashley Daniels, Keira Peak, Sarah Watkins, Morgan Myrick, Grace Parker, Morgan Abernathy. Back row (l–r): Jeremy Braziel, Ashlea Williams, Todd Barbour, assistant coach Zenarae Antoine, head coach Tom Collen, associate head coach Timothy Eatman, assistant coach Greg Collins, director of operations Amber Shirey, video coordinator Jeff Brazil, assistant video coordinator Wyatt Hodges.

WNIT TOURNAMENT RECORDS

2009 WNIT

1-1 THIRD ROUND (BYE IN FIRST ROUND)

March 26, 2009 ◆ Allen Fieldhouse ◆ Lawrence, Kansas ◆ Third Round

Official Basketball Box Score -- Game Totals -- Final Statistics
Arkansas vs Kansas
03/26/09 7 p.m. at Lawrence, Kan. (Allen Fieldhouse)

Arkansas 59 • 18-14 (6-8)

##	Player		Total FG-FGA	3-Ptr FG-FGA	FT-FTA	Rebounds Off	Def	Tot	PF	TP	A	TO	Blk	Stl	Min
31	JONES, Whitney	f	3-7	0-0	5-8	4	2	6	3	11	1	1	1	0	28
34	BRERETON, Ayana	f	6-13	2-7	1-2	1	6	7	3	15	1	3	2	2	32
02	ARNOLD, Shanita	g	3-6	1-1	0-0	1	3	4	0	7	2	4	0	1	28
22	RICKETTS, C'eira	g	4-17	0-0	2-2	0	4	4	3	10	4	2	0	2	33
33	HARRIS, Lyndsay	g	0-5	0-1	0-0	0	0	0	1	0	0	0	0	0	11
03	TOWNSEND, Jamesha		0-0	0-0	0-0	0	0	0	1	0	0	0	0	0	1
12	DANIELS, Ashley		1-2	0-0	1-2	2	2	4	2	3	0	0	1	2	13
13	INMAN, Julie		1-3	1-1	0-0	0	1	1	2	3	0	0	0	0	8
24	RICHARDSON, Brittney		1-4	0-2	2-3	1	0	1	0	4	0	0	0	1	15
32	FORD, Charity		1-4	0-0	4-4	2	0	2	2	6	0	0	0	0	28
54	WILLIAMS, Ashlea		0-0	0-0	0-0	1	1	2	0	0	0	0	0	0	3
	Team					1	1	2							
	Totals		20-61	4-12	15-21	13	20	33	17	59	8	10	4	8	200

FG % 1st Half:	7-30	23.3%	2nd half:	13-31	41.9%	Game:	20-61	32.8%	Deadball Rebounds
3FG % 1st Half:	1-5	20.0%	2nd half:	3-7	42.9%	Game:	4-12	33.3%	2
FT % 1st Half:	8-10	80.0%	2nd half:	7-11	63.6%	Game:	15-21	71.4%	

Kansas 75 • 20-13 (6-10)

##	Player		Total FG-FGA	3-Ptr FG-FGA	FT-FTA	Rebounds Off	Def	Tot	PF	TP	A	TO	Blk	Stl	Min
14	Boogaard, Krysten	f	1-1	0-0	0-0	0	0	0	2	2	0	0	0	0	5
24	Smith, Nicollette	f	0-2	0-1	1-2	3	3	6	3	1	3	0	1	0	19
03	Catic, Ivana	g	1-2	0-0	0-0	1	2	3	2	2	8	1	0	0	35
04	McCray, Danielle	g	11-17	4-7	9-10	0	8	8	2	35	1	4	3	1	28
20	Morris, Sade	g	9-12	2-3	3-3	0	4	4	3	23	2	3	0	1	29
00	Jacobs, LaChelda		0-2	0-0	0-2	1	2	3	0	0	2	5	0	0	18
01	Sutherland, Aishah		4-9	0-0	0-2	3	8	11	3	8	1	2	2	2	32
02	Kohn, Kelly		0-1	0-1	0-2	0	1	1	0	0	1	1	0	1	10
11	Zinic, Marija		0-0	0-0	0-0	0	0	0	0	0	0	0	0	0	3
34	Weddington, Porscha		2-7	0-0	0-0	1	1	2	1	4	0	0	1	0	18
40	Feickert, Rebecca		0-1	0-1	0-0	0	0	0	1	0	0	0	0	0	3
	Team					2	3	5							
	Totals		28-54	6-13	13-21	11	32	43	17	75	18	16	7	6	200

FG % 1st Half:	13-26	50.0%	2nd half:	15-28	53.6%	Game:	28-54	51.9%	Deadball Rebounds
3FG % 1st Half:	4-7	57.1%	2nd half:	2-6	33.3%	Game:	6-13	46.2%	3
FT % 1st Half:	6-10	60.0%	2nd half:	7-11	63.6%	Game:	13-21	61.9%	

Officials: Greg Small, Doug Knight, Charles Carroll
Technical fouls: Arkansas-TEAM. Kansas-None.
Attendance: 1876

Score by periods	1st	2nd	Total
Arkansas	23	36	**59**
Kansas	36	39	**75**

	Points	In Paint	Off T/O	2nd Chance	Fast Break	Bench
AR	16	13	11	4	16	
KU	26	16	12	11	12	

Last FG - AR 2nd-00:05, KU 2nd-03:38.
Largest lead - AR None, KU by 23 2nd-03:38.

Score tied - 2 times.
Lead changed - 0 times.

March 23, 2009 ◆ Bud Walton Arena ◆ Fayetteville, Arkansas ◆ Second Round

Official Basketball Box Score -- Game Totals -- Final Statistics
Oklahoma State vs Arkansas
03/23/09 7 p.m. at Bud Walton Arena

Oklahoma State 60 • 17-16, 1-1

##	Player		Total FG-FGA	3-Ptr FG-FGA	FT-FTA	Rebounds Off	Def	Tot	PF	TP	A	TO	Blk	Stl	Min
01	Fox-Griffin, Cedes	f	8-11	1-2	1-1	3	3	6	4	18	3	3	1	1	36
32	Tilleman, Kirsten	f	4-11	0-0	2-2	3	8	11	1	10	2	4	1	2	45
40	SPEARS, Shyvon	f	1-4	0-0	0-0	5	1	6	1	2	1	4	0	0	20
10	RILEY, Andrea	g	4-16	3-7	10-14	1	3	4	4	21	2	5	0	1	40-
13	HARDEMAN, Taylor	g	1-5	1-5	2-2	0	3	3	1	5	3	3	0	2	33
03	Ducker, Tiffany		0-3	0-2	0-0	0	0	0	0	0	0	2	0	0	12
05	McCalister,Kassandra		0-2	0-0	0-0	1	1	2	0	0	0	1	0	0	6
11	Rhea, Talisa		0-2	0-2	0-0	0	1	1	1	0	0	1	0	0	5
15	MERCADO, Melinda		0-0	0-0	0-1	0	1	1	0	0	0	0	0	0	4
33	BYFORD, Megan		2-2	0-0	0-2	2	4	6	4	4	0	1	3	1	24
	Team					0	5	5				1			
	Totals		20-56	5-18	15-22	15	30	45	16	60	11	25	5	7	225

FG % 1st Half:	10-27	37.0%	2nd half:	8-25	32.0%	OT:	2-4	50.0%	Game: 20-56 35.7% Deadball
3FG % 1st Half:	2-7	28.6%	2nd half:	3-10	30.0%	OT:	0-1	0.0%	Game: 5-18 27.8% Rebounds
FT % 1st Half:	4-4	100.0%	2nd half:	8-14	57.1%	OT:	3-4	75.0%	Game: 15-22 68.2% 3,1

Arkansas 61 • 18-13, 1-0

##	Player		Total FG-FGA	3-Ptr FG-FGA	FT-FTA	Rebounds Off	Def	Tot	PF	TP	A	TO	Blk	Stl	Min
31	JONES, Whitney	f	7-14	0-0	8-9	6	5	11	4	22	1	0	5	4	39
34	BRERETON, Ayana	f	4-9	3-5	0-0	1	3	4	5	11	1	2	0	0	18
02	ARNOLD, Shanita	g	1-3	1-3	0-0	2	0	2	3	3	4	1	0	1	33
22	RICKETTS, C'eira	g	4-19	0-2	1-3	5	1	6	2	9	4	5	1	4	37
33	HARRIS, Lyndsay	g	2-11	1-8	3-5	1	5	6	3	8	1	2	0	4	38
03	TOWNSEND, Jamesha		0-0	0-0	0-0	0	1	1	0	0	0	0	0	0	4
12	DANIELS, Ashley		0-1	0-0	0-0	0	1	1	0	0	1	1	0	1	10
13	INMAN, Julie		0-2	0-2	0-0	0	0	0	0	0	0	0	0	0	4
23	McCRAY, Ashley		0-0	0-0	0-0	0	0	0	0	0	0	0	0	0	4
24	RICHARDSON, Brittney		1-7	0-4	0-0	0	0	0	0	2	1	0	0	0	15
32	FORD, Charity		3-7	0-2	0-0	1	1	2	1	6	0	2	0	2	23
	Team					5	5	10				2			
	Totals		22-73	5-26	12-17	21	22	43	18	61	13	15	6	16	225

FG % 1st Half:	10-32	31.3%	2nd half:	10-35	28.6%	OT:	2-6	33.3%	Game: 22-73 30.1% Deadball
3FG % 1st Half:	3-13	23.1%	2nd half:	2-13	15.4%	OT:	0-0	0.0%	Game: 5-26 19.2% Rebounds
FT % 1st Half:	2-3	66.7%	2nd half:	6-8	75.0%	OT:	4-6	66.7%	Game: 12-17 70.6% 4,3

Officials: Jeff Caudle, Scott Starkey, Randy Robertson
Technical fouls: Oklahoma State-None. Arkansas-None.
Attendance: 1396
Fouled Out: Arkansas #34, Brereton at 3:43 in 2nd Half

Score by periods	1st	2nd	OT	Total
Oklahoma State	26	27	7	**60**
Arkansas	25	28	8	**61**

	Points	In Paint	Off T/O	2nd Chance	Fast Break	Bench
OSU	20	6	12	0	4	
AR	26	21	14	8	8	

Last FG - OSU OT-00:58, AR OT-01:23.
Largest lead - OSU by 6 2nd-09:29, AR by 8 1st-12:05.

Score tied - 9 times.
Lead changed - 6 times.

WNIT TOURNAMENT RECORDS

2009 WNIT

1-1 Third Round (Bye in first round)

2008–09

Front row seated, from left: Ayana Brereton, Jamesha Townsend, Julie Inman, Lyndsay Harris, Shanita Arnold, Ceira Ricketts, Charity Ford, Brittney Richardson. Back row standing, from left: manager Emily Pearson, manager Caroline Powell, executive director of basketball operations Amber Shirey, basketball athletic trainer Jeremy Braziel, assistant coach Greg Collins, associate head coach Timothy Eatman, Whitney Jones, Ashley McCray, head coach Tom Collen, Ashlea Williams, Ashley Daniels, assistant coach Zenarae Antoine, graduate assistant David Walker, director of strength and conditioning for Olympic sports Todd Barbour, manager Grace Parker, manager Erin Cox, manager Haley Bestgen.

2005 WNIT
1–1 SECOND ROUND

2004–05

Front row seated, from left: junior Sheree Thompson, sophomore Kristin Peoples, junior Rochelle Vaughn, senior Adrienne Bush, sophomore Sarah Pfeifer, junior Melissa Hobbs, senior April Seggebruch, freshman Brittney Vaughn, senior Allison Singleton; back row standing, from left: graduate assistant athletic trainer Lucy Mansfield, graduate assistant Alli Clark, basketball trainer Phill Vardimann, assistant coach Amber Shirey, assistant coach Rena Faust–Holden, sophomore Danielle Allen, junior Kristina Andjelkovic, junior Ruby Vaden, junior Kristin Moore, freshman Christina Lawrence, assistant coach Johnnie Harris, head coach Susie Gardner, strength coach J.C. Moreau, manager Marie Earwood, manager Brittany Johnson, director of basketball operations Kelley Waters.

WNIT TOURNAMENT RECORDS

2005 WNIT
1-1 SECOND ROUND



March 21, 2005 ◆ Convocation Center ◆ Jonesboro, Arkansas ◆ Second Round

```
OFFICIAL BASKETBALL BOX SCORE -- G A M E   T O T A L S
Arkansas vs Arkansas State
03/21/05 7:00 PM at Jonesboro, Ark.
-----------------------------------------------------------------------------
VISITORS: Arkansas 17-14
                                TOT-FG  3-PT          REBOUNDS
No.     N A M E            FG-FGA FG-FGA FT-FTA OF DE TOT PF  TP   A TO BLK S MIN
14 ALLEN, Danielle      f  0-4    0-0    1-2    2  5  7  4   1   1  2  0  3  21
33 PFEIFER, Sarah       f 12-18   0-0    2-4    6  6 12  4  26   2  4  2  0  31
04 PEOPLES, Kristin     g  0-6    0-3    3-6    0  0  0  4   3   1  3  0  1  16
21 VAUGHN, Rochelle     g  6-15   1-5    0-0    1  1  2  3  13   2  3  1  1  31
25 VAUGHN, Brittney     g  2-6    0-1    1-2    1  1  2  1   5   1  4  0  0  22
11 ANDJELKOVIC, Kristin    1-2    0-0    0-0    1  1  2  3   2   0  0  0  0   9
12 THOMPSON, Sheree        2-5    2-4    0-0    2  0  2  5   6   0  1  1  1  14
22 SEGGEBRUCH, April       2-5    2-5    1-2    0  0  0  3   7   3  0  0  0  12
23 HOBBS, Melissa          4-9    0-1    0-0    1  3  4  0   8   1  0  0  0  15
44 BUSH, Adrienne          3-5    0-0    7-8    3  5  8  5  13   0  4  0  3  29
TEAM ..........................................  2  3  5                1
TOTALS                    32-75   5-19  15-24  19 25 44 32  84  11 22  4  9 200

TOT-FG 1stH:  0-0  00.0%  2ndH: 32-75 42.7%  OT:  0-0  00.0%  Game: 42.7% Deadbl
3pt-FG 1stH:  0-0  00.0%  2ndH:  5-19 26.3%  OT:  0-0  00.0%  Game: 26.3%  Rebs
FThrow 1stH:  0-0  00.0%  2ndH: 15-24 62.5%  OT:  0-0  00.0%  Game: 62.5%   0, 6

-----------------------------------------------------------------------------
HOME TEAM: Arkansas State 21-10
                                TOT-FG  3-PT          REBOUNDS
No.     N A M E            FG-FGA FG-FGA FT-FTA OF DE TOT PF  TP   A TO BLK S MIN
42 Schrock, Vanessa     f  2-8    0-0    3-4    5  3  8  2   7   2  2  0  1  31
34 Davie, Adrianne      c  4-8    0-2    9-12   2 12 14  4  17   4  1  2  0  34
3  Sims, Rudy           g  6-11   2-4    6-8    1  1  2  2  20   3  6  1  2  34
33 Lane, Zaneta         g  6-9    0-0    4-6    3  2  5  4  16   2  3  0  2  18
40 Carter, Ali          g  5-8    1-3   14-19   0  4  4  3  25   3  3  1  2  26
1  Caraway, Katie          1-6    0-0    0-0    0  0  0  3   2   3  0  1  1  26
5  Lock, Kelsey            5-8    0-0    1-2    2  1  3  0  11   1  0  0  0  26
15 Alford, Kelley          0-0    0-0    0-0    0  0  0  0   0   0  1  0  0   1
20 Gragg, Amanda           0-0    0-0    0-0    0  0  0  0   0   0  0  0  0   1
30 Maglaughlin, Ronnie     0-0    0-0    0-0    0  0  0  0   0   0  0  0  0   1
35 Brown, Rachel           0-0    0-0    0-0    0  0  0  1   0   0  0  0  0   1
50 Christian, Tabitha      0-0    0-0    0-0    0  1  1  0   0   0  0  0  0   1
TEAM ..........................................  0  3  3
TOTALS                    29-58   3-9   37-51  13 27 40 19  98  18 16  5  8 200

TOT-FG 1stH:  0-0  00.0%  2ndH: 29-58 50.0%  OT:  0-0  00.0%  Game: 50.0% Deadbl
3pt-FG 1stH:  0-0  00.0%  2ndH:  3-9  33.3%  OT:  0-0  00.0%  Game: 33.3%  Rebs
FThrow 1stH:  0-0  00.0%  2ndH: 37-51 72.5%  OT:  0-0  00.0%  Game: 72.5%   0, 5

-----------------------------------------------------------------------------
OFFICIALS:   Ernie Solis, Luis Gonzales, Carla Fountain
TECHNICAL FOULS:
Arkansas                    -  none
Arkansas State              -  none
ATTENDANCE:  10892
SCORE BY PERIODS:                1st  2nd  OT1  OT2  OT3  OT4   TOTAL
Arkansas                          33   51                        84
Arkansas State                    41   57                        98
```

March 18, 2005 ◆ Bud Walton Arena ◆ Fayetteville, Arkansas ◆ First Round

```
Official Basketball Box Score -- GAME TOTALS -- FINAL STATISTICS
LV vs Arkansas
3-18-05 7:00 PM at Fayetteville, AR
-----------------------------------------------------------------------------
VISITORS: LV 16-15
                                TOT-FG  3-PT          REBOUNDS
## Player Name              FG-FGA FG-FGA FT-FTA OF DE TOT PF  TP   A TO BLK S MIN
00 MOORE, Sheena....... *   5-14   1-6    0-2    2  7  9  2  11   2  5  0  1  37
03 SIMMONS, Kameca..... *   4-8    0-0    1-2    0  2  2  1   9   2  5  0  0  30
12 HOLMES, Sequoia..... *   1-8    0-1    1-2    4  4  8  4   3   1  2  1  0  26
20 THOMAS, Brittney.... *   0-6    0-4    0-0    0  1  1  3   0   2  1  0  0  26
22 HENRY, RanDee....... *   6-10   0-0    5-6    4  5  9  4  17   2  6  0  1  34
01 CLARK, Nejlah.......     1-2    0-0    0-0    0  0  0  0   2   0  0  0  0   5
21 HITCHENS, Nikki.....     0-1    0-0    0-0    0  0  0  3   0   0  2  0  0  12
32 LEE, Kisha..........     1-4    0-0    0-0    2  1  3  0   2   0  1  0  0   8
44 COLEMAN, Shana......     0-2    0-1    0-0    1  1  2  1   0   1  0  0  0  12
51 LOFTUS, Amy.........     2-4    0-0    0-0    1  1  2  3   4   0  2  0  0  10
   TEAM...............                          1  2  3
   Totals.............    20-59   1-12   7-12  15 24 39 21  48  10 24  1  2 200

TOTAL FG% 1st Half: 10-28 35.7%   2nd Half: 10-31 32.3%   Game: 33.9%  DEADB
3-Pt. FG% 1st Half:  1-3  33.3%   2nd Half:  0-9  0.0%   Game:  8.3%   REBS
F Throw % 1st Half:  1-2  50.0%   2nd Half:  6-10 60.0%   Game: 58.3%    3

-----------------------------------------------------------------------------
HOME TEAM: Arkansas 17-13
                                TOT-FG  3-PT          REBOUNDS
## Player Name              FG-FGA FG-FGA FT-FTA OF DE TOT PF  TP   A TO BLK S MIN
04 Kristin Peoples..... *   0-2    0-0    4-4    0  3  3  2   4   7  5  0  1  33
14 Danielle Allen...... *   3-7    0-0    1-2    1  4  5  2   7   0  2  1  0  28
21 Rochelle Vaughn..... *   3-12   1-4    1-2    3  4  7  1   8   5  4  0  3  32
33 Sarah Pfeifer....... *   7-17   0-0    2-6    2  4  6  4  16   1  0  1  2  29
44 Adrienne Bush....... *   6-8    0-0    0-0    2  2  4  2  12   0  2  0  1  27
11 Kristina Andjelkovic     1-2    0-0    1-2    1  1  2  1   3   0  1  0  0  13
12 Sheree Thompson.....     0-1    0-0    2-2    2  2  4  0   2   1  3  0  0  10
22 April Seggebruch....     0-1    0-1    2-2    0  0  0  0   2   1  1  0  0   9
23 Melissa Hobbs.......     2-5    0-1    1-2    1  0  1  0   5   0  0  0  0  10
25 Brittney Vaughn.....     1-2    0-1    0-0    0  0  0  1   2   1  1  0  1   9
   TEAM...............                          2  6  8              1
   Totals.............    23-57   1-7   14-22  14 26 40 13  61  16 20  2  8 200

TOTAL FG% 1st Half: 15-37 40.5%   2nd Half:  8-20 40.0%   Game: 40.4%  DEADB
3-Pt. FG% 1st Half:  0-3   0.0%   2nd Half:  1-4  25.0%   Game: 14.3%   REBS
F Throw % 1st Half:  4-8  50.0%   2nd Half: 10-14 71.4%   Game: 63.6%    4

-----------------------------------------------------------------------------
Officials: Lyndon Polk, Cindy Kuepp, Lisa Pitts
Technical fouls: LV-None. Arkansas-None.
Attendance: 1615
Score by Periods                 1st  2nd   Total
LV.............................   22   26   -   48
Arkansas.......................   34   27   -   61
```

WNIT TOURNAMENT RECORDS

2000 WNIT
3-1 SEMIFINALS



March 25, 2000 ◆ Bud Walton Arena ◆ Fayetteville, Arkansas ◆ Semifinals

OFFICIAL NCAA BASKETBALL BOX SCORE 03-25-00 Fayetteville, AR
Licensed To: University of Arkansas FINAL BOX

VISITORS: Florida 21-12

NO	PLAYER	FG	FGA	3P	3PA	FT	FTA	OR	DR	TOT	PF	PTS	A	TO	BLK	S	MIN
00	Tamara Stocks	4	7	0	0	0	0	1	1	2	4	8	0	6	0	1	15
05	Tombi Bell	3	4	0	0	0	1	0	3	3	2	6	5	2	0	2	25
12	Tiffany Travis	3	9	0	1	2	2	1	2	3	3	8	1	3	0	0	27
43	Naomi Mobley	7	9	0	0	3	5	1	10	11	2	17	1	4	0	0	34
44	Tonya Washington	10	18	4	7	0	0	2	1	3	1	24	2	2	0	2	36
11	Brandi McCain	5	9	2	5	3	3	0	1	1	3	15	7	2	0	2	31
24	Kelly Freeman	0	1	0	0	0	0	1	1	2	0	0	0	0	1	0	13
13	Erin O'Neil	1	2	0	0	0	0	0	4	4	3	2	2	0	1	0	16
25	Monique Cardenas	0	0	0	0	0	0	0	0	0	2	0	0	0	0	0	2
42	Candace Cunningham	1	1	1	1	0	0	0	0	0	0	3	0	1	0	1	1
34	Lindsey DeLoach	DNP-															
32	Jameelah Trimble	DNP-															
21	Misty Knight	DNP-															
10	Nikki Tibbs	DNP-															
	TEAM							3	4	7	0			0			
	TOTALS	34	60	7	14	8	11	9	27	36	20	83	18	20	2	8	200

FG 1st (18/ 31) 58.1 2nd (16/ 29) 55.2 OT Game (34/ 60) 56.7 DEADBALL
3PT 1st (3/ 6) 50.0 2nd (4/ 8) 50.0 OT Game (7/ 14) 50.0 REBOUNDS 0
FT 1st (3/ 4) 75.0 2nd (5/ 7) 71.4 OT Game (8/ 11) 72.7

HOME: Arkansas 17-15

NO	PLAYER	FG	FGA	3P	3PA	FT	FTA	OR	DR	TOT	PF	PTS	A	TO	BLK	S	MIN
03	Amy Wright	3	4	0	0	3	3	0	2	2	3	9	7	4	0	1	25
20	Wendi Willits	3	11	2	5	0	1	3	2	5	2	8	0	0	1	0	30
25	Lonniya Bragg	6	7	0	0	4	6	1	2	3	3	16	0	4	0	0	27
34	Karyn Karlin	5	9	0	0	1	2	0	4	4	3	11	2	3	1	1	33
44	Lakishia Harper	2	6	0	0	4	5	2	2	4	2	8	2	0	0	1	21
00	India Lewis	1	8	1	8	0	0	0	2	2	0	3	5	1	0	0	24
22	Dana Cherry	0	1	0	0	0	0	0	1	1	0	0	0	5	0	1	14
33	Celia Anderson	0	2	0	0	0	0	0	1	1	0	0	0	1	0	0	4
55	Brandi Whitehead	3	7	0	2	0	0	0	1	1	2	6	0	1	0	1	18
52	Joy Oakley	0	1	0	0	1	2	0	1	1	0	1	0	0	1	1	4
45	Katrina Nesby	DNP-															
	TEAM							3	2	5	0			0			
	TOTALS	23	56	3	15	13	19	9	20	29	15	62	16	19	3	6	200

FG 1st (8/ 28) 28.6 2nd (15/ 28) 53.6 OT Game (23/ 56) 41.1 DEADBALL
3PT 1st (2/ 7) 28.6 2nd (1/ 8) 12.5 OT Game (3/ 15) 20.0 REBOUNDS 3
FT 1st (7/ 8) 87.5 2nd (6/ 11) 54.5 OT Game (13/ 19) 68.4

Attendance: 3,862

OFFICIALS
#1- Bryan Enterline
#2- Don Hudson
#3- Wilson Rosemond

SCORE BY PERIODS	1	2	OT	OT	OT	FINAL
Florida	42	41				83
Arkansas	25	37				62

TECHNICAL FOULS: NONE

POINTS OFF TURNOVERS: Arkansas 12 Florida 18
SECOND CHANCE POINTS: Arkansas 9 Florida 16
WNIT Semifinals

This report produced by The Official Book for Basketball(tm) 6.00.143.FWNSC
Software and reports - (c) 1997 The Sports Alliance. All Rights Reserved.

March 21, 2000 ◆ Bud Walton Arena ◆ Fayetteville, Arkansas ◆ Quarterfinals

OFFICIAL NCAA BASKETBALL BOX SCORE 03-21-00 Fayetteville, Ark.
Licensed To: University of Arkansas FINAL BOX
VISITORS: Georgia Tech 17-14

NO	PLAYER	FG	FGA	3P	3PA	FT	FTA	OR	DR	TOT	PF	PTS	A	TO	BLK	S	MIN
00	Danielle Donehew	3	10	2	8	0	0	0	2	2	1	8	2	2	0	0	24
22	Amy Lingenfelder	4	11	2	7	0	0	0	1	1	1	10	1	4	0	1	28
13	Nina Barlin	5	11	0	1	6	8	3	1	4	4	16	7	6	0	1	31
32	Jaime Kruppa	3	6	0	0	0	0	2	6	8	5	6	1	2	0	2	35
34	Regina Tate	3	6	0	0	0	0	4	5	9	4	6	1	1	0	3	32
31	Milli Martinez	6	12	0	0	0	0	1	2	3	3	12	2	4	0	4	28
43	Candice McCallum	0	0	0	0	0	0	0	0	0	4	0	0	1	0	0	6
04	Alex Stewart	2	5	0	0	1	1	0	0	0	0	5	3	3	0	1	10
20	Tamika Boatner	2	2	0	0	0	0	0	0	0	0	4	0	0	0	0	6
03	Ashley Ebert	DNP-															
35	Lindsey Aves	DNP-															
33	Sonja Mallory	DNP-															
	TEAM							2	1	3	0			0			
	TOTALS	28	63	4	16	7	9	12	18	30	22	67	17	23	0	12	200

FG 1st (15/ 36) 41.7 2nd (13/ 27) 48.1 OT Game (28/ 63) 44.4 DEADBALL
3PT 1st (2/ 8) 25.0 2nd (2/ 8) 25.0 OT Game (4/ 16) 25.0 REBOUNDS 2
FT 1st (2/ 2) 100.0 2nd (5/ 7) 71.4 OT Game (7/ 9) 77.8

HOME: Arkansas 17-14

NO	PLAYER	FG	FGA	3P	3PA	FT	FTA	OR	DR	TOT	PF	PTS	A	TO	BLK	S	MIN
03	Amy Wright	1	7	0	1	5	6	0	1	1	1	7	1	3	0	1	22
20	Wendi Willits	2	6	0	4	0	0	0	3	3	0	4	3	5	2	3	37
25	Lonniya Bragg	9	9	0	0	0	2	4	5	9	1	18	1	4	0	1	31
34	Karyn Karlin	0	3	0	0	2	2	1	3	4	4	2	2	3	0	2	22
44	Lakishia Harper	0	3	0	0	0	0	0	2	2	1	0	1	0	0	0	17
22	Dana Cherry	6	7	0	0	0	0	3	4	7	2	12	2	5	0	0	18
00	Brandi Whitehead	2	6	1	3	6	7	0	1	1	1	11	1	1	0	0	20
	India Lewis	4	7	3	6	3	4	0	1	1	4	14	4	1	0	2	27
33	Celia Anderson	4	4	0	0	2	2	1	1	2	0	10	0	2	0	0	6
52	Joy Oakley	DNP-															
45	Katrina Nesby	DNP-															
	TEAM							1	0	1	0			0			
	TOTALS	28	52	4	14	18	23	10	21	31	14	78	15	24	2	9	200

FG 1st (16/ 28) 57.1 2nd (12/ 24) 50.0 OT Game (28/ 52) 53.8 DEADBALL
3PT 1st (1/ 6) 16.7 2nd (3/ 8) 37.5 OT Game (4/ 14) 28.6 REBOUNDS 3
FT 1st (2/ 3) 66.7 2nd (16/ 20) 80.0 OT Game (18/ 23) 78.3

Attendance: 4,022
OFFICIALS
#1- Eddie Miller
#2- Wes Dean
#3- Joe Cunningham

SCORE BY PERIODS	1	2	OT	OT	OT	FINAL
Georgia Tech	34	33				67
Arkansas	35	43				78

TECHNICAL FOULS: NONE

WNIT Third Round

Fouled out: Georgia Tech: #32, Kruppa (0:54.6)

This report produced by @game(tm) Basketball DOS 6.01.164.FWNSCH
55 Technology Drive, Lowell, MA 01851 Tel: (978) 275-0200 Fax: (978) 275-0202

WNIT TOURNAMENT RECORDS

2000 WNIT
3-1 SEMIFINALS

March 185, 2000 ◆ Bud Walton Arena ◆ Fayetteville, Arkansas ◆ Second Round

OFFICIAL NCAA BASKETBALL BOX SCORE 03-18-00 Fayetteville, Ark.
Licensed To: University of Arkansas **FINAL BOX**
VISITORS: Missouri 18-12

NO	PLAYER	FG	FGA	3P	3PA	FT	FTA	OR	DR	TOT	PF	PTS	A	TO	BLK	S	MIN
	Amy Monsees	10	16	0	0	0	0	3	11	14	5	20	4	2	0	3	39
22	Tracy Franklin	2	6	1	2	0	0	2	0	2	1	5	5	3	1	0	27
24	Amanda Lassiter	8	20	3	6	1	2	1	5	6	5	20	3	7	1	2	37
32	Natalie Bright	3	7	0	0	2	2	2	3	5	4	8	3	1	0	2	30
55	Marlena Williams	6	8	0	0	0	0	2	2	4	5	12	2	3	1	1	30
44	Julie Helm	6	12	0	2	2	4	2	3	5	2	14	5	4	1	0	30
15	Kerensa Barr	2	4	1	1	0	1	0	3	3	1	5	2	3	0	1	16
31	Wannette Smith	2	6	0	0	0	0	2	1	3	1	4	0	0	2	0	13
52	Melissa Statham	0	1	0	0	0	0	0	0	0	1	0	0	0	0	0	3
45	Ekpe Akpaffiong	0	0	0	0	0	0	0	0	0	0	0	1	0	0	0	0
54	Sally Albers	DNP-															
25	Ali Johnston	DNP-															
	TEAM							1	3	4	0			1			
	TOTALS	39	80	5	11	5	9	15	31	46	25	88	25	24	6	9	225

FG 1st (17/ 33) 51.5 2nd (18/ 39) 46.2 OT (4/ 8) 50.0 Game (39/ 80) 48.8 DEADBALL
3PT 1st (2/ 4) 50.0 2nd (3/ 7) 42.9 OT (0/ 0) 0.0 Game (5/ 11) 45.5 REBOUNDS 3
FT 1st (2/ 6) 33.3 2nd (0/ 0) 0.0 OT (3/ 3) 100.0 Game (5/ 9) 55.6

HOME: Arkansas 16-14

NO	PLAYER	FG	FGA	3P	3PA	FT	FTA	OR	DR	TOT	PF	PTS	A	TO	BLK	S	MIN
03	Amy Wright	3	8	1	3	2	4	0	1	1	3	9	4	5	0	2	24
20	Wendi Willits	7	15	3	7	8	9	1	1	2	2	25	3	4	2	1	40
25	Lonniya Bragg	3	5	0	0	1	2	3	5	8	1	7	1	4	0	1	37
34	Karyn Karlin	2	5	0	0	3	8	1	4	5	3	7	1	1	0	1	23
44	Lakishia Harper	3	9	0	0	1	4	0	4	4	1	7	2	1	3	4	33
21	India Lewis	3	6	3	6	0	0	0	3	3	1	9	4	2	0	0	20
[illegible]	Brandi Whitehead	5	9	0	0	3	3	1	1	2	2	13	1	1	1	3	26
	Dana Cherry	3	8	0	0	2	2	2	4	6	2	8	0	2	0	1	18
52	Joy Oakley	2	3	0	0	0	0	0	0	0	0	4	0	0	0	0	4
33	Celia Anderson	DNP-															
45	Katrina Nesby	DNP-															
	TEAM							2	2	4	0			0			
	TOTALS	31	68	7	16	20	32	10	25	35	15	89	16	20	6	13	225

FG 1st (13/ 30) 43.3 2nd (15/ 32) 46.9 OT (3/ 6) 50.0 Game (31/ 68) 45.6 DEADBALL
3PT 1st (1/ 5) 20.0 2nd (6/ 10) 60.0 OT (0/ 1) 0.0 Game (7/ 16) 43.8 REBOUNDS 10
FT 1st (5/ 8) 62.5 2nd (9/ 17) 52.9 OT (6/ 7) 85.7 Game (20/ 32) 62.5

Attendance: 2,323
OFFICIALS
#1- Kelly Johnson
#2- Nelson Ruskin
#3- Bill Wiggins

SCORE BY PERIODS	1	2	OT	OT	OT	FINAL
Missouri	38	39	11			88
Arkansas	32	45	12			89

TECHNICAL FOULS: NONE

WNIT Second Round

Fouled out:
Missouri, #5, Monsees (0:22.5 2H)
#55, Williams (2:34 OT)
#24, Lassiter (0:36.8 OT)

This report produced by @game(tm) Basketball DOS 6.01.164.FWNSCH
55 Technology Drive, Lowell, MA 01851 Tel: (978) 275-0200 Fax: (978) 275-0202

March 15, 2000 ◆ Bud Walton Arena ◆ Fayetteville, Arkansas ◆ First Round

OFFICIAL NCAA BASKETBALL BOX SCORE 03-15-00 Fayetteville, Ark.
Licensed To: University of Arkansas **FINAL BOX**
VISITORS: Wichita State 20-10

NO	PLAYER	FG	FGA	3P	3PA	FT	FTA	OR	DR	TOT	PF	PTS	A	TO	BLK	S	MIN
	Courtney Sims	8	17	6	10	0	0	4	3	7	2	22	1	2	0	1	35
23	LaTeesha Hill	4	13	1	4	1	1	3	5	8	4	10	6	6	1	5	40
24	Jennifer Kaczka	4	8	0	1	5	6	2	2	4	2	13	1	0	0	1	38
33	Raeven King	0	2	0	0	1	5	2	1	3	2	1	1	6	0	1	25
40	Keomi Johnson	6	18	1	5	2	2	1	2	3	4	15	4	3	0	1	32
55	Carrie Duncan	1	2	0	0	0	0	1	0	1	0	2	0	1	0	1	16
05	LaToya Jackson	0	0	0	0	0	0	0	0	0	0	0	0	1	0	0	5
35	Christie Winans	0	0	0	0	0	0	0	4	4	1	0	0	1	0	0	9
	TEAM							1	1	2	3			1			
	TOTALS	23	60	8	20	9	14	14	18	32	18	63	13	21	1	10	200

FG 1st (11/ 28) 39.3 2nd (12/ 32) 37.5 OT Game (23/ 60) 38.3 DEADBALL
3PT 1st (4/ 9) 44.4 2nd (4/ 11) 36.4 OT Game (8/ 20) 40.0 REBOUNDS 3
FT 1st (3/ 3) 100.0 2nd (6/ 11) 54.5 OT Game (9/ 14) 64.3

HOME: Arkansas 15-14

NO	PLAYER	FG	FGA	3P	3PA	FT	FTA	OR	DR	TOT	PF	PTS	A	TO	BLK	S	MIN
03	Amy Wright	3	7	0	1	1	1	1	1	2	1	7	10	7	1	4	29
20	Wendi Willits	5	10	2	5	8	8	0	2	2	0	20	2	1	0	1	29
25	Lonniya Bragg	4	5	0	0	2	3	0	3	3	1	10	0	2	0	0	22
34	Karyn Karlin	1	1	0	0	0	2	0	1	1	2	2	1	2	1	2	26
44	Lakishia Harper	8	12	0	0	0	2	4	3	7	4	16	1	3	0	2	31
22	Dana Cherry	1	2	0	0	1	2	0	1	1	0	3	1	1	0	0	11
55	Brandi Whitehead	2	4	0	1	1	1	0	3	3	4	5	1	1	0	0	16
52	Joy Oakley	2	2	0	0	0	0	0	2	2	2	4	0	1	0	0	10
21	India Lewis	4	10	4	7	0	0	0	4	4	1	12	3	2	0	3	20
33	Celia Anderson	2	4	0	0	0	0	1	1	2	0	4	0	1	0	0	6
[illegible]	Katrina Nesby	DNP-															
	TEAM							4	4	8	0			0			
	TOTALS	32	57	6	14	13	19	10	25	35	15	83	19	21	2	12	200

FG 1st (18/ 31) 58.1 2nd (14/ 26) 53.8 OT Game (32/ 57) 56.1 DEADBALL
3PT 1st (2/ 8) 25.0 2nd (4/ 6) 66.7 OT Game (6/ 14) 42.9 REBOUNDS 3
FT 1st (3/ 4) 75.0 2nd (10/ 15) 66.7 OT Game (13/ 19) 68.4

Attendance: 2.035
OFFICIALS
#1- Lisa Pitts
#2- Randy Salsbury
#3- Jeff Caudle

SCORE BY PERIODS	1	2	OT	OT	OT	FINAL
Wichita State	29	34				63
Arkansas	41	42				83

TECHNICAL FOULS
Wichita State (3) 16:53 2nd (Coach Smith), 15:53 2nd Hill
8:21 2nd (Coach Smith)

WNIT First Round

This report produced by @game(tm) Basketball DOS 6.01.164.FWNSCH
55 Technology Drive, Lowell, MA 01851 Tel: (978) 275-0200 Fax: (978) 275-0202

1999–2000

Front row, from left: senior Karyn Karlin, freshman Lakishia Harper, junior Wendi Willits, freshman Dana Cherry, sophomore Amy Wright, freshman India Lewis, junior Lonniya Bragg; standing, from left, administrative assistant Mike Neighbors, manager Malina Qaddoumi, manager Jason Clemons, assistant coach Vic Schaefer, assistant coach Trenia Tillis, senior Brandi Whitehead, junior Celia Anderson, freshman Katrina Nesby, sophomore Joy Oakley, assistant coach Amber Shirey, head coach Gary Blair, student trainer Tomika Jones, manager Amira Qaddoumi, trainer Sean Collins.

WNIT TOURNAMENT RECORDS

1999 WNIT
WNIT CHAMPIONS



March 23, 1999 ◆ Bud Walton Arena ◆ Fayetteville, Arkansas ◆ Finals

OFFICIAL NCAA BASKETBALL BOX SCORE 03-23-99 Fayetteville, Ark.
Licensed To: University of Arkansas FINAL BOX

VISITORS: Wisconsin 18-14

NO	PLAYER	FG	FGA	3P	3PA	FT	FTA	OR	DR	TOT	PF	PTS	A	TO	BLK	S	MIN
14	Kelley Paulus	5	13	0	0	2	2	0	0	0	1	12	0	2	0	0	31
24	Dee Dee Pate	2	4	0	0	0	1	1	3	4	3	4	4	7	0	1	30
25	LaTonya Sims	8	19	1	3	4	9	2	4	6	2	21	2	0	1	0	37
30	Tamara Moore	3	9	0	1	0	0	4	4	8	5	6	5	3	4	3	33
41	Jessie Stomski	5	7	0	0	2	3	1	2	3	5	12	1	4	0	1	22
32	Kyle Black	1	5	1	2	0	0	1	3	4	3	3	3	1	0	0	18
55	Amy Wiersma	3	4	0	0	0	2	5	10	15	2	6	0	2	0	0	25
54	Missy Konieczny	0	0	0	0	0	0	0	1	1	0	0	0	0	0	0	4
52	Sarah Jirovec	DNP-															
11	Judy Ebeling	DNP-															
35	Christine Cleary	DNP-															
	TEAM							2	3	5	0			1			
	TOTALS	27	61	2	6	8	17	16	30	46	21	64	15	20	5	5	200

FG 1st (11/ 22) 50.0 2nd (16/ 39) 41.0 OT Game (27/ 61) 44.3 DEADBALL
3PT 1st (1/ 1) 100.0 2nd (1/ 5) 20.0 OT Game (2/ 6) 33.3 REBOUNDS 5
FT 1st (3/ 4) 75.0 2nd (5/ 13) 38.5 OT Game (8/ 17) 47.1

HOME: Arkansas 20-14

NO	PLAYER	FG	FGA	3P	3PA	FT	FTA	OR	DR	TOT	PF	PTS	A	TO	BLK	S	MIN
03	Amy Wright	0	4	0	0	3	4	2	1	3	2	3	5	2	0	1	27
20	Wendi Willits	4	11	2	7	5	8	1	2	3	2	15	0	2	0	1	38
22	Kamara Stancle	5	11	1	2	4	4	3	10	13	3	15	3	4	1	1	33
25	Lonniya Bragg	3	9	0	0	0	2	1	3	4	3	6	4	2	0	0	35
55	Brandi Whitehead	3	8	0	2	0	0	0	1	1	1	6	0	1	0	1	19
[illegible]	Treva Christensen	2	6	0	1	0	0	0	1	1	2	4	0	1	0	3	11
[illegible]	Tennille Adams	6	9	0	0	1	1	1	0	1	1	13	1	0	1	1	24
40	Carrie Satterfield	2	3	1	1	0	0	0	0	0	1	5	4	0	0	0	11
52	Joy Oakley	0	0	0	0	0	0	0	0	0	1	0	0	0	0	0	2
33	Celia Anderson	DNP-															
30	Sytia Messer	DNP-															
	TEAM							1	2	3	0			0			
	TOTALS	25	61	4	13	13	19	9	20	29	16	67	17	12	2	8	200

FG 1st (16/ 36) 44.4 2nd (9/ 25) 36.0 OT Game (25/ 61) 41.0 DEADBALL
3PT 1st (2/ 5) 40.0 2nd (2/ 8) 25.0 OT Game (4/ 13) 30.8 REBOUNDS 5
FT 1st (2/ 2) 100.0 2nd (11/ 17) 64.7 OT Game (13/ 19) 68.4

Attendance: 14,161

OFFICIALS
#1- Don Hudson
#2- Eddie Miller
#3- Terri Maddock

SCORE BY PERIODS	1	2	OT	OT	OT	FINAL
Wisconsin	26	38				64
Arkansas	36	31				67

TECHNICAL FOULS: NONE

POINTS OFF TURNOVERS: Arkansas 24 Wisconsin 5
SECOND CHANCE POINTS: Arkansas 16 Wisconsin 17

Fouled out:
Wisconsin #41, Stomski (5:41)
#30, Moore (0:25.7)

March 20, 1999 ◆ Bud Walton Arena ◆ Fayetteville, Arkansas ◆ Semifinals

OFFICIAL NCAA BASKETBALL BOX SCORE 03-20-99 Fayetteville, Ark.
Licensed To: University of Arkansas SECOND HALF

VISITORS: Drake 21-10

NO	PLAYER	FG	FGA	3P	3PA	FT	FTA	OR	DR	TOT	PF	PTS	A	TO	BLK	S	MIN
04	Tammi Blackstone	2	3	0	0	0	2	0	0	0	0	4	0	0	0	0	5
11	Kristin Santa	0	4	0	3	2	2	0	2	2	1	2	2	1	0	3	11
20	Stephanie Schmitz	1	3	0	1	2	2	0	1	1	1	4	2	5	0	2	13
34	Erin Richards	3	5	1	2	0	0	1	0	1	0	7	1	1	0	1	15
44	Haley Sames	2	4	0	0	4	4	0	4	4	1	8	1	2	0	0	19
50	Megan Wright	2	4	0	1	1	2	1	2	3	1	5	1	0	1	0	14
22	Sara Stribe	1	2	0	0	0	0	0	0	0	1	2	0	0	1	0	11
55	Molly Nelson	0	0	0	0	0	0	0	0	0	1	0	0	1	0	0	2
24	Allyson Glazebrook	0	1	0	0	0	0	1	1	2	0	0	0	1	0	0	4
12	Kris Horner	0	1	0	1	0	0	0	0	0	0	0	0	1	0	1	3
14	Kristin Crowley	0	0	0	0	0	0	0	0	0	1	0	0	1	0	0	3
	TEAM							4	1	5	0			0			
	TOTALS	11	27	1	8	9	12	7	11	18	7	32	7	13	2	7	100

FG 1st (7/ 26) 26.9 2nd (11/ 27) 40.7 OT Game (18/ 53) 34.0 DEADBALL
3PT 1st (3/ 11) 27.3 2nd (1/ 8) 12.5 OT Game (4/ 19) 21.1 REBOUNDS 2
FT 1st (7/ 8) 87.5 2nd (9/ 12) 75.0 OT Game (16/ 20) 80.0

HOME: Arkansas 19-14

NO	PLAYER	FG	FGA	3P	3PA	FT	FTA	OR	DR	TOT	PF	PTS	A	TO	BLK	S	MIN
03	Amy Wright	0	0	0	0	0	0	0	1	1	3	0	2	1	0	0	9
20	Wendi Willits	2	5	2	5	0	0	0	2	2	0	6	1	0	0	0	15
25	Lonniya Bragg	5	6	0	0	1	1	1	0	1	0	11	0	1	0	0	13
30	Sytia Messer	2	5	0	1	2	2	1	3	4	0	6	3	1	0	0	9
55	Brandi Whitehead	2	4	0	0	0	0	1	3	4	1	4	0	1	0	1	9
13	Tennille Adams	0	1	0	0	0	0	0	1	1	0	0	2	0	1	0	9
[illegible]	Kamara Stancle	2	3	0	0	1	2	0	1	1	0	5	0	2	0	1	6
[illegible]	Celia Anderson	1	1	0	0	0	0	0	0	0	0	2	0	0	0	1	3
35	Treva Christensen	2	5	1	2	0	0	0	0	0	2	5	4	2	1	0	12
40	Carrie Satterfield	0	0	0	0	0	0	0	0	0	2	0	0	0	0	0	11
52	Joy Oakley	0	1	0	0	0	0	0	0	0	1	0	0	1	0	1	4
	TEAM							1	0	1	0			0			
	TOTALS	16	31	3	8	4	7	4	11	15	9	39	12	9	2	4	100

FG 1st (14/ 34) 41.2 2nd (16/ 31) 51.6 OT Game (30/ 65) 46.2 DEADBALL
3PT 1st (1/ 6) 16.7 2nd (3/ 8) 37.5 OT Game (4/ 14) 28.6 REBOUNDS 2
FT 1st (12/ 14) 85.7 2nd (4/ 7) 57.1 OT Game (16/ 21) 76.2

Attendance: 9,041

OFFICIALS
#1- Eddie Miller
#2- Terri Maddock
#3- Kelly Johnson

SCORE BY PERIODS	1	2	OT	OT	OT	FINAL
Drake	24	32				56
Arkansas	41	39				80

TECHNICAL FOULS: NONE

POINTS OFF TURNOVERS: Arkansas 11 Drake 7
SECOND CHANCE POINTS: Arkansas 6 Drake 5

This report produced by The Official Book for Basketball(tm) 6.00.143.FWNSCH
Software and reports - (c) 1997 The Sports Alliance. All Rights Reserved.
PO Box 647, Middletown, NJ 07748 Tel: (732) 796-9810 Fax: (732) 796-9812

WNIT TOURNAMENT RECORDS

March 17, 1999 ◆ Bud Walton Arena ◆ Fayetteville, Arkansas ◆ Quarterfinals

OFFICIAL NCAA BASKETBALL BOX SCORE 03-17-99 Fayetteville, Ark.
Licensed To: University of Arkansas **FINAL BOX**

VISITORS: Rice 20-12

NO	PLAYER	FG	FGA	3P	3PA	FT	FTA	OR	DR	TOT	PF	PTS	A	TO	BLK	S	MIN
21	Charonda Wilson	2	4	1	1	0	0	1	0	1	5	5	8	2	0	1	35
23	Kim Smallwood	7	9	0	0	6	6	3	5	8	5	20	1	0	1	4	31
25	Marla Brumfield	5	14	1	1	1	2	0	7	7	3	12	2	6	0	3	35
33	Kirra Jordan	6	13	0	2	3	4	0	1	1	4	15	0	3	0	0	28
52	Jennifer Hamilton	2	5	0	0	6	6	2	1	3	2	10	0	2	1	1	22
12	Ashley Duncan	0	3	0	2	0	0	0	1	1	1	0	0	1	0	0	14
35	Suzanne Koy	2	6	0	0	1	2	4	1	5	2	5	0	0	0	0	23
20	LaToya Brown	1	4	1	3	0	0	0	1	1	1	3	1	0	0	1	12
44	Aarika Florus	DNP-															
	TEAM							1	0	1	0			1			
	TOTALS	25	58	3	9	17	20	11	17	28	23	70	12	15	2	10	200

FG 1st (13/ 27) 48.1 2nd (12/ 31) 38.7 OT Game (25/ 58) 43.1 DEADBALL
3PT 1st (0/ 3) 0.0 2nd (3/ 6) 50.0 OT Game (3/ 9) 33.3 REBOUNDS 3
FT 1st (7/ 7) 100.0 2nd (10/ 13) 76.9 OT Game (17/ 20) 85.0

HOME: Arkansas 18-14

NO	PLAYER	FG	FGA	3P	3PA	FT	FTA	OR	DR	TOT	PF	PTS	A	TO	BLK	S	MIN
03	Amy Wright	2	3	0	1	5	8	0	1	1	0	9	3	5	0	0	26
20	Wendi Willits	4	8	3	6	0	0	0	5	5	3	11	1	2	1	0	33
25	Lonniya Bragg	6	8	0	0	6	7	2	5	7	2	18	0	2	0	2	36
30	Sytia Messer	5	10	1	3	3	4	2	3	5	2	14	1	3	0	2	33
55	Brandi Whitehead	1	3	0	0	0	0	1	0	1	4	2	0	3	0	1	20
22	Kamara Stancle	4	6	0	0	0	0	2	1	3	3	8	1	0	0	0	14
40	Carrie Satterfield	0	2	0	1	2	3	0	0	0	3	2	3	3	0	0	14
13	Tennille Adams	5	10	0	0	2	2	4	4	8	2	12	0	0	0	0	21
37	Treva Christensen	0	2	0	0	0	0	0	0	0	0	0	1	1	0	0	3
	Joy Oakley	DNP-															
33	Celia Anderson	DNP-															
	TEAM							1	1	2	0			0			
	TOTALS	27	52	4	11	18	24	12	20	32	19	76	10	19	1	5	200

FG 1st (15/ 27) 55.6 2nd (12/ 25) 48.0 OT Game (27/ 52) 51.9 DEADBALL
3PT 1st (3/ 6) 50.0 2nd (1/ 5) 20.0 OT Game (4/ 11) 36.4 REBOUNDS 4
FT 1st (9/ 11) 81.8 2nd (9/ 13) 69.2 OT Game (18/ 24) 75.0

Attendance: 3,492

OFFICIALS
#1- Bobby Giles
#2- Wilson Rosemond
#3- Larry DeWitt

SCORE BY PERIODS	1	2	OT	OT	OT	FINAL
Rice	33	37				70
Arkansas	42	34				76

TECHNICAL FOULS: NONE

POINTS OFF TURNOVERS: Arkansas 24 Rice 21
SECOND CHANCE POINTS: Arkansas 19 Rice 12

Fouled out: Rice #23 Smallwood (1:31)
#21 Wilson (0:29.4)

This report produced by The Official Book for Basketball(tm) 6.00.143.FWNSCH
Software and reports - (c) 1997 The Sports Alliance. All Rights Reserved.
PO Box 647, Middletown, NJ 07748 Tel: (732) 796-9810 Fax: (732) 796-9812

March 14, 1999 ◆ Bud Walton Arena ◆ Fayetteville, Arkansas ◆ Second Round

OFFICIAL NCAA BASKETBALL BOX SCORE 03-14-99 Fayetteville, Ark.
Licensed To: University of Arkansas **FINAL BOX**

VISITORS: Oklahoma 15-14

NO	PLAYER	FG	FGA	3P	3PA	FT	FTA	OR	DR	TOT	PF	PTS	A	TO	BLK	S	MIN
00	Desiree Taylor	2	3	0	0	0	0	2	2	4	5	4	1	3	0	0	14
20	LaNeishea Caufield	9	15	0	0	6	9	2	4	6	1	24	5	2	0	2	45
21	Stacey Dales	3	8	1	3	2	4	1	5	6	5	9	9	7	1	1	30
34	Phylesha Whaley	14	23	4	6	8	9	3	8	11	2	40	1	4	0	0	44
40	Shannon Selmon	1	3	0	1	0	0	0	2	2	2	2	2	1	0	1	21
13	Sunny Hardeman	1	1	0	0	0	0	0	0	0	4	2	3	3	0	0	15
22	Michele Workman	2	5	0	2	4	4	1	1	2	5	8	0	0	0	1	25
15	Jennifer Cunningham	2	3	0	0	0	0	1	3	4	4	4	0	0	1	0	16
14	Jaimie Anderson	0	1	0	0	0	0	0	5	5	4	0	0	2	0	0	15
32	Kelley Workman	0	0	0	0	0	0	0	0	0	1	0	0	0	0	0	0
31	Nola Wainchu	DNP-															
24	Zuzana Krumlova	DNP-															
11	Miranda Stacy	DNP-															
	TEAM							1	1	2	1			0			
	TOTALS	34	62	5	12	20	26	11	31	42	34	93	21	22	2	5	225

FG 1st (16/ 28) 57.1 2nd (14/ 24) 58.3 OT (4/ 10) 40.0 Game (34/ 62) 54.8 DEADBALL
3PT 1st (1/ 4) 25.0 2nd (2/ 5) 40.0 OT (2/ 3) 66.7 Game (5/ 12) 41.7 REBOUNDS 3
FT 1st (13/ 13) 100.0 2nd (7/ 13) 53.8 OT (0/ 0) 0.0 Game (20/ 26) 76.9

HOME: Arkansas 17-14

NO	PLAYER	FG	FGA	3P	3PA	FT	FTA	OR	DR	TOT	PF	PTS	A	TO	BLK	S	MIN
03	Amy Wright	2	3	0	0	1	4	1	1	2	4	5	7	1	0	0	25
20	Wendi Willits	12	22	7	16	4	4	1	1	2	2	35	2	1	0	1	44
25	Lonniya Bragg	4	10	0	0	4	9	4	6	10	0	12	0	2	1	2	41
30	Sytia Messer	7	15	1	2	8	10	3	4	7	4	23	4	2	0	0	33
55	Brandi Whitehead	4	6	0	1	1	3	2	2	4	2	9	2	1	1	0	22
40	Carrie Satterfield	0	0	0	0	0	0	0	0	0	1	0	1	0	0	0	9
22	Kamara Stancle	0	4	0	2	0	0	1	0	1	2	0	1	3	0	0	14
13	Tennille Adams	2	6	0	0	3	4	0	3	3	2	7	0	0	0	1	24
33	Celia Anderson	0	0	0	0	0	2	0	1	1	3	2	0	1	0	0	3
35	Treva Christensen	2	5	0	0	0	0	1	0	1	1	4	0	1	0	0	10
52	Joy Oakley	DNP-															
	TEAM							3	1	4	0			0			
	TOTALS	33	71	8	21	23	42	16	19	35	21	97	17	12	2	4	225

FG 1st (15/ 34) 44.1 2nd (14/ 31) 45.2 OT (4/ 6) 66.7 Game (33/ 71) 46.5 DEADBALL
3PT 1st (4/ 12) 33.3 2nd (2/ 5) 40.0 OT (2/ 4) 50.0 Game (8/ 21) 38.1 REBOUNDS 11
FT 1st (4/ 15) 26.7 2nd (15/ 19) 78.9 OT (4/ 8) 50.0 Game (23/ 42) 54.8

Attendance: 890

OFFICIALS
#1- Don Hudson
#2- Lyndon Polk
#3- Lisa Pitts

SCORE BY PERIODS	1	2	OT	OT	OT	FINAL
Oklahoma	46	37	10			93
Arkansas	38	45	14			97

TECHNICAL FOULS
INDIVIDUAL:
Oklahoma (1) 5:53 2nd Hardeman

POINTS OFF TURNOVERS: Arkansas 32 Oklahoma 16
SECOND CHANCE POINTS: Arkansas 26 Oklahoma 12
Fouled out:
Oklahoma #00, Taylor (7:23 2H)
#21, Dales (3:01 2H)
#22, M.Workman (3:32 OT)

March 12, 1999 ◆ Bud Walton Arena ◆ Fayetteville, Arkansas ◆ First Round

OFFICIAL NCAA BASKETBALL BOX SCORE 03-12-99 Fayetteville, Ark.
Licensed To: University of Arkansas **FINAL BOX**

VISITORS: Northwestern St. 22-7

NO	PLAYER	FG	FGA	3P	3PA	FT	FTA	OR	DR	TOT	PF	PTS	A	TO	BLK	S	MIN
00	Louise Chase	3	12	0	0	5	10	6	5	11	4	11	2	8	1	1	32
14	Sonya Bearden	4	12	2	5	2	2	3	4	7	2	12	1	3	0	1	25
30	Kia Converse	5	16	1	4	2	4	7	3	10	2	13	0	3	0	1	40
34	Judy Clark	7	14	2	4	4	7	0	1	1	1	20	3	5	0	2	40
42	Jamila Newman	0	2	0	0	2	2	2	2	4	4	2	0	4	0	0	25
20	Jennifer Graf	1	5	0	0	0	0	1	5	6	0	2	0	1	0	0	15
12	Nikki Vernon	0	0	0	0	0	0	0	0	0	2	0	1	0	0	0	8
32	Tweety Evans	0	2	0	0	0	0	2	2	4	0	0	0	1	0	0	15
31	Emily Huey	DNP-															
05	Jennifer Price	DNP-															
21	Anna Means	DNP-															
52	Demetria Roberts	DNP-															
	TEAM							3	1	4	0			1			
	TOTALS	20	63	5	13	15	25	24	23	47	15	60	7	26	1	5	200

FG 1st (6/ 32) 18.8 2nd (14/ 31) 45.2 OT Game (20/ 63) 31.7 DEADBALL
3PT 1st (1/ 7) 14.3 2nd (4/ 6) 66.7 OT Game (5/ 13) 38.5 REBOUNDS 7
FT 1st (5/ 10) 50.0 2nd (10/ 15) 66.7 OT Game (15/ 25) 60.0

HOME: Arkansas 16-14

NO	PLAYER	FG	FGA	3P	3PA	FT	FTA	OR	DR	TOT	PF	PTS	A	TO	BLK	S	MIN
03	Amy Wright	2	5	0	2	2	3	1	1	2	1	6	11	3	0	4	28
20	Wendi Willits	7	14	1	5	0	2	1	3	4	1	15	0	3	0	2	35
25	Lonniya Bragg	9	11	0	0	4	6	3	4	7	3	22	0	2	0	2	26
30	Sytia Messer	7	12	0	1	2	4	4	4	8	2	16	2	0	0	1	30
55	Brandi Whitehead	2	5	0	2	0	0	1	1	2	3	4	2	2	0	1	17
13	Tennille Adams	0	3	0	1	0	0	0	3	3	5	0	1	1	0	0	12
52	Joy Oakley	1	2	0	0	0	0	0	0	0	1	2	0	1	1	0	8
22	Kamara Stancle	2	6	0	2	1	2	1	1	2	2	5	2	1	1	2	12
40	Carrie Satterfield	1	4	0	1	0	0	0	1	1	1	2	1	1	1	0	14
33	Celia Anderson	3	7	0	0	0	0	5	1	6	0	6	0	0	1	0	10
35	Treva Christensen	0	2	0	1	0	0	1	2	3	1	0	2	1	1	0	8
	TEAM							1	2	3	0			0			
	TOTALS	34	71	1	15	9	17	18	23	41	20	78	21	15	5	12	200

FG 1st (13/ 33) 39.4 2nd (21/ 38) 55.3 OT Game (34/ 71) 47.9 DEADBALL
3PT 1st (1/ 10) 10.0 2nd (0/ 5) 0.0 OT Game (1/ 15) 6.7 REBOUNDS 3
FT 1st (2/ 6) 33.3 2nd (7/ 11) 63.6 OT Game (9/ 17) 52.9

Attendance: 1,282

OFFICIALS
#1- Don Hudson
#2- Lyndon Polk
#3- Randy Salsbury

SCORE BY PERIODS	1	2	OT	OT	OT	FINAL
Northwestern St.	18	42				60
Arkansas	29	49				78

TECHNICAL FOULS: NONE

POINTS OFF TURNOVERS: Arkansas 32 Northwestern St. 10
SECOND CHANCE POINTS: Arkansas 18 Northwestern St. 18

Fouled out: Arkansas #13 Adams (3:02)

This report produced by The Official Book for Basketball(tm) 6.00.143.FWNSCH
Software and reports - (c) 1997 The Sports Alliance. All Rights Reserved.
PO Box 647, Middletown, NJ 07748 Tel: (732) 796-9810 Fax: (732) 796-9812

1998–99

Front row, from left: Amy Wright, Krystal Osborne, Wendi Willits, Sytia Messer, Kamara Stancle, Lonniya Bragg, Carrie Satterfield. Back row, from left: manager Malina Qaddoumi, student trainer Christie Clem, assistant coach Vic Schaefer, athletic trainer Kris Ring, assistant coach Trenia Tillis, Brandi Whitehead, Tennille Adams, Karyn Karlin, Celia Anderson, Treva Christensen, Joy Oakley, head coach Gary Blair, assistant coach Amber Nicholas, manager Jason Clemons, manager Amira Qaddoumi.

ALL-TIME ROSTERS

1976–77

NO.	NAME	POS.	CL.	HOMETOWN	PPG	RPG
15	Joyce Underdown			Green Forest, Ark.		
20	Joanie Johnston			Little Rock, Ark.		
21	Camille Yancey			Marvell, Ark.		
23	Pat Keck			Rogers, Ark.		
24	Marsha Lackey–Vining			Eufaula, Okla.		
25	Jeanette Cowherd			Purdy, Mo.		
30	Debbie Roe			Elkins, Ark.		
31	Deborah Cooper			Harrison, Ark.		
32	Tami Thompson			Pine Bluff, Ark.		
33	Carol Ann Riggs			Fayetteville, Ark.		
34	Deanna Barnes					
35	Celeste Holman					
40	Karen Osborne					
42	Joy Dillard			Dermot, Ark.		

Head Coach: Sharon Ogle

Front row, from left: Jeanette Cowherd, Deborah Cooper, Camille Yancey, Carol Ann Riggs, Joanie Johnston, Karen Osborne, Pat Keck; back row, from left: trainer Jerry Cohen, Debbie Roe, Marsha Lackey–Vining, Joyce Underdown, Joy Dillard, Celeste Holman, Tami Thompson, Deanna Barnes, manager Gail Saulsbury, head coach Sharon Ogle.

1977–78

NO.	NAME	POS.	CL.	HOMETOWN	PPG	RPG
14	Mary Lynn Ederington			Warren, Ark.		
15	Debbie Roe			Elkins, Ark.		
21	Camille Yancey			Marvell, Ark.		
22	Peggy Price					
23	Tamera Scherm			Carlisle, Ark.		
24	Marsha Lackey–Vining			Eufaula, Okla.		
25	Jeanette Cowherd			Purdy, Mo.		
30	Sheila Burns			Cave City, Ark.		
31	Sherry Smith			Huntsville, Ark.		
32	Kathy Rowland			Mountain Home, Ark.		
33	Carol Ann Riggs			Fayetteville, Ark.		
35	Betsy Broyles			Fayetteville, Ark.		
42	Joy Dillard			Dermot, Ark.		

Head Coach: Sharon Ogle
Assistant Coach:

Front row, from left: Tamera Scherm, Mary Lynn Ederington, Peggy Price, Jeanette Cowherd, Carol Ann Riggs, Marsha Lackey–Vining, Camille Yancey; back row: manager Dianne Lewis, Sheila Burns, Kathy Rowland, Sherry Smith, Joy Dillard, Betsy Broyles, Debbie Roe, Melanie Browder, head coach Sharon Ogle, trainer Jerry Cohen.

1978–79

NO.	NAME	POS.	CL.	HOMETOWN	PPG	RPG
12	Sandy Scranton			Elkins, Ark.		
14	Donna Buccella			Huntington, Ark.		
22	Peggy Price					
21/23	Marsha Johnson					Van
Buren, Ark.						
30	Debbie Roe			Elkins, Ark.		
31	Trisha Cooper			Benton, Ark.		
32	Kathy Caton			Inola, Okla.		
33	Monica Van Parys		Fr	Vilonia, Ark.		
35	Betsy Broyles			Fayetteville, Ark.		
35	Sharon Delph			Conway, Ark.		
42	Joy Dillard			Dermott, Ark.		
44	Lita Stricklin			Gurdon, Ark.		
	L'Anna Howard					
11, 24						

Head Coach: Joan Henn

Assistant Coach: Judy Grayston

Unfortunately, the University of Arkansas does not have a team photo of the 1978–79 team, only this newspaper clipping of a team photo. The members of the 1978–79 team were: Betsy Broyles, Donna Buccella, Kathy Caton, Trisha Cooper, Sharon Delph, L'Anna Howard, Marsha Johnson, Peggy Price, Debbie Roe, Sandy Scranton, Lita Stricklin, Monica Van Parys. The head coach was Joan Henn with assistant coach Judy Grayston. If any former players have a copy of the team photograph, we would like to copy it for our records. Please contact Jeri Thorpe at the Athletic Communications office.

1979–80

NO.	NAME	POS.	CL.	HOMETOWN	PPG	RPG
12	Sandy Scranton			Elkins, Ark.		
13	Leah Gordon			Moundville, Ark.		
14	Kelly Lipe			Pine Bluff, Ark.		
15	Connie Fitzgerald		Fr	Fayetteville, Ark.		
21	Kathy Caton			Inola, Okla.		
22	Tammy Siefkes		Fr	Hutchinson, Kan.		
23	Marsha Johnson			Van Buren, Ark.		
25	Lita Stricklin			Gurdon, Ark.		
30	Patrice Gillenwater			Little Rock, Ark.		
31	Trisha Cooper			Benton, Ark.		
32	Lisa Harris			Rudy, Ark.		
33	Monica Van Parys		Fr	Vilonia, Ark.		
40	Kim Bunge		Fr	Bartlesville, Okla.		
	George Ana Clark			Harrison, Ark.		

Head Coach: Joan Henn

Front row, from left: Trisha Cooper, Lita Stricklin, Monica Van Parys, Kim Bunge, Patrice Gillenwater, Tammy Siefkes, Connie Fitzgerald; back row; Peggy Price, manager; Kristy Weathers, manager; Sandy Scranton, Leah Gordon, George Ana Clark, Ann Keenan, assistant coach; Joan Henn, head coach; Kathy Caton, Marsha Johnson, Lisa Harris, Kelly Lipe, Nancy Stevens, trainer.

ALL-TIME ROSTERS

1980–81

NO.	NAME	POS.	CL.	HOMETOWN	PPG	RPG
13	Leah Gordon			Moundville, Mo.	5.0	2.4
15	Wendy Schopp			Gravette, Ark.	1.7	0.9
20	Brenda Alexander	G	Jr	Heber Springs, Ark.	2.5	1.4
23	DeAnn Henry		Fr	Homer, Alas.	2.4	1.0
21	Cheryl Orcholski	G	Fr	Milwaukee, Wis.	11.0	2.7
22	Jan Lookadoo			Pea Ridge, Ark.	1.0	0.5
24	Connie Fitzgerald	G	So	Fayetteville, Ark.	7.9	3.7
25	Cecilia Roark			Hampton, Ark.	0.0	0.0
30	Patrice Gillenwater			Little Rock, Ark.	2.5	1.5
31	Mary Munsch	F	Fr	Libertyville, Ill.	8.6	4.6
32	Tammy Siefkes		So	Hutchinson, Kan.	8.7	4.7
33	Monica Van Parys	F	Fr	Vilonia, Ark.	10.1	6.3
40	Kim Bunge	C	So	Bartlesville, Okla.	10.1	6–4

Head Coach: Joan Henn
Assistant Coaches: Matilda Willis, Bonnie Foley

Front row, from left: Brenda Alexander, Connie Fitzgerald, Cecilia Roark, Jan Lookadoo, Cheryl Orcholski, Leah Gordon; back row, from left: Kelly Lipe, manager; Nancy Stevens, trainer; Matilda Willis, assistant coach; Wendy Schopp, Patrice Gillenwater, Mary Munsch, Kim Bunge, Monica Van Parys, Tammy Siefkes, DeAnn Henry, Joan Henn, head coach; Bonnie Foley, graduate assistant; Peggy Price, manager.

1981–82

NO.	NAME	POS.	CL.	HOMETOWN	PPG	RPG
5	Bettye Fiscus	F	Fr	Wynne, Ark.	18.7	8.1
20	Brenda Alexander	G	Sr	Heber Springs, Ark.	0.5	0.8
21	Cheryl Orcholski	G	So	Milwaukee, Wis.	9.5	2.6
22	Doris Gaiser	G	Fr	Little Rock, Ark.	3.3	1.3
23	DeAnn Henry	G	So	Homer, Alas.	1.7	0.7
24	Connie Fitzgerald	G	Jr	Fayetteville, Ark.	5.6	2.9
31	Mary Munsch	F	So	Libertyville, Ill.	3.5	2.8
32	Dinah Dickerson	G	So	Clarksville, Ark.	2.5	1.6
33	Monica Van Parys	F	Sr	Vilonia, Ark.	3.5	3.6
40	Kim Bunge	C	Jr	Bartlesville, Okla.	12.6	5.6
44	Erma Greer	F	Fr	Little Rock, Ark.	4.0	3.5
44	Amanda Holley	F	Fr	Bethany, Okla.	8.6	6.7
52	Tamara Mathis	F	Fr	Danville, Ark.	3.4	2.1
52	Paula Phillips	F	Fr	Greenwood, Ark.	0.8	1.3

Head Coach: Matilda Willis
Assistant Coaches: John Sutherland, Jeff Cohen



Front row, from left: Brenda Alexander, Dinah Dickerson, Connie Fitzgerald, Tamara Mathis, Doris Gaiser, DeAnn Henry, Cheryl Orcholski; back row, from left: Kelly Lipe, manager; Nancy Stevens, trainer; John Sutherland, assistant coach; Bettye Fiscus, Paula Phillips, Monica Van Parys, Kim Bunge, Amanda Holley, Erma Greer, Mary Munsch; Jeff Cohen, assistant coach; Matilda Willis, head coach; Marsha Van Parys, manager.

1982–83

NO.	NAME	POS.	CL.	HOMETOWN	PPG	RPG
5	Bettye Fiscus	F	So	Wynne, Ark.	18.3	7.3
20	DeAnn Henry	G	Jr	Homer, Alas.	0.5	0.8
21	Cheryl Orcholski	G	Jr	Milwaukee, Wis.	6.9	2.6
22	Doris Gaiser	G	So	Little Rock, Ark.	4.7	2.3
23	Sherri Boeller	G	Fr	Cape Girardeau, Mo.	1.0	0.3
24	Connie Fitzgerald	G	Sr	Fayetteville, Ark.	3.8	2.0
31	Mary Munsch	F	Jr	Libertyville, Ill.	2.1	1.6
32	Debra Williams	G	Fr	Eudora, Ark.	2.0	0.6
33	Tamara Mathis	F	So	Danville, Ark.	3.1	1.4
40	Kim Bunge	C	Sr	Bartlesville, Okla.	7.1	4.6
42	Anne Luostarinen	C	Fr	Defiance, Ohio	3.3	2.3
44	Erma Greer	F	So	Little Rock, Ark.	5.1	3.7
51	Amanda Holley	F	So	Bethany, Okla.	15.0	7.3
52	Paula Phillips	F	So	Greenwood, Ark.	1.3	1.1

Head Coach: Matilda Willis
Assistant Coaches: John Sutherland, Lisa Parker



Front row, from left: Kelly Lipe, manager; Debra Williams, Connie Fitzgerald, Doris Gaiser, Erma Greer, Tamara Mathis, DeAnn Henry, Cheryl Orcholski, Nancy Stevens, trainer. Back row, from left: Marsha Van Parys, manager; Matilda Willis, head coach; Bettye Fiscus, Mary Munsch, Anne Luostarien, Kim Bunge, Amanda Holley, Paula Phillips, Sherri Boeller, John Sutherland, assistant coach; Lisa Parker, assistant coach.

1983–84

NO.	NAME	POS.	CL.	HOMETOWN	PPG	RPG
5	Bettye Fiscus	F	Jr	Wynne, Ark.	16.9	6.0
15	Tracy Webb	G	Fr	Batesville, Ark.	7.9	2.2
21	Cheryl Orcholski	G	Sr	Milwaukee, Wis.	7.1	1.7
22	Doris Gaiser	G	Jr	Little Rock, Ark.	5.0	2.0
23	Valecia Fore	G	Fr	Celina, Texas	0.0	0.8
24	Sheila Burkes	F	Fr	Huntsville, Ark.	6.4	4.3
31	Mary Munsch	F	Sr	Libertyville, Ill.	1.5	1.0
32	Debra Williams	G	So	Eudora, Ark.	4.4	1.8
33	Tamara Mathis	F	Jr	Danville, Ark.	1.4	0.6
42	Anna Luostarinen	C	So	Defiance, Ohio	0.8	1.7
44	Erma Greer	F	Jr	Little Rock, Ark.	4.6	2.9
51	Amanda Holley	F	Jr	Bethany, Okla.	14.2	7.9
52	Monica Brown	F/C	Fr	Milwaukee, Wis.	5.9	4.1

Head Coach: Matilda Willis
Assistant Coaches: John Sutherland

Front row, from left: Debra Williams, Cheryl Orcholski, Tamara Mathis, Doris Gaiser, Valecia Fore. Kneeling, from left: Sheila Burkes, Bettye Fiscus, Erma Greer, Tracy Webb, Mary Munsch. Standing, from left: manager Rita Ivie, trainer Nancy Stevens, assistant coach John Sutherland, Amanda Holley, Anna Luostarinen, Monica Brown, manager Kelly Lipe, manager Sammie Baird, head coach Matilda Willis.

ALL-TIME ROSTERS

1984–85

NO.	NAME	POS.	CL.	HOMETOWN	PPG	RPG
5	Bettye Fiscus	F	Sr	Wynne, Ark.	19.8	6.3
15	Tracy Webb	G	So	Batesville, Ark.	12.7	3.4
22	Doris Gaiser	G	Sr	Little Rock, Ark.	1.8	1.2
23	Brenda Rhodes	G	Fr		9.6	3.3
24	Sheila Burkes	F	So	Huntsville, Ark.	4.9	4.8
30	Dianna Harris	F	Jr		8.2	4.7
31	Cindy Daley	F	Fr	Hot Springs, Ark.	1.1	0.7
32	Debra Williams	G	Jr	Eudora, Ark.	3.8	1.8
33	Tamara Mathis	G/F	Sr	Danville, Ark.	3.8	2.2
40	Bronwyn Wynn	C	So	Tyler, Texas	DNP	
42	Tracy Hutchinson	C	Fr	Prairie Grove, Ark.	1.7	1.3
44	Erma Greer	F	Sr	Little Rock, Ark.	3.6	1.9
52	Monica Brown	F	So	Milwaukee, Wis.	10.3	6.5

Head Coach: John Sutherland
Assistant Coaches: Journey Beard, Joey Anders

Front row, from left: Brenda Rhodes, Tracy Webb, Dianna Harris, Bettye Fiscus, Doris Gaiser. Middle row: assistant coach Journey Beard, manager Sammie Baird, Cindy Daley, Debra Williams, Erma Greer, Tina Brewer, trainer Nancy Stevens. Back row: head coach John Sutherland, manager Cynthia Mathis, Tamara Mathis, Monica Brown, Tracey Hutchinson, Bronwyn Wynn, Sheila Burkes, manager Rita Ivie, asst. coach Joey Anders.

1985–86

NO.	NAME	POS.	CL.	HOMETOWN	PPG	RPG
15	Tracy Webb	G	Jr	Batesville, Ark.	12.9	3.9
20	Tina Adams	G	So	Springdale, Ark.	6.3	2.0
21	Stephanie Brinlee	F	Fr	Sand Springs, Okla.	2.8	1.2
22	Kim Grisham	G	Fr		2.4	0.7
23	Lillian Valley	G	Fr	West Helena, Ark.	1.9	0.6
24	Sheila Burkes	F	Jr	Huntsville, Ark.	7.6	6.5
31	Cindy Daley	F	So	Hot Springs, Ark.	2.2	0.8
32	Debra Williams	G	Sr	Eudora, Ark.	11.4	3.2
33	Lanell Dawson	G	Fr	Damascus, Ark.	13.5	6.0
40	Bronwyn Wynn	C	JR	Tyler, Texas	7.3	5.8
44	Shelly Wallace	F	Fr	Delano, Calif.	6.3	4.6
52	Monica Brown	F	Jr	Milwaukee, Wis.	13.9	7.9

Head Coach: John Sutherland
Assistant Coaches: TBA

Front row (l–r): senior guard Debra Williams, sophomore guard Tina Adams, freshman guard Lillian Valley; second row, from left: freshman guard Lanell Dawson, freshman guard Kim Grisham, sophomore forward Cindy Daley, junior guard Tracy Webb; back row, from left: freshman forward Shelly Wallace, freshman forward Stephanie Brinlee, junior center Bronwyn Wynn, junior forward Sheila Burkes, junior forward Monica

1986–87

NO.	NAME	POS.	CL.	HOMETOWN	PPG	RPG
3	Donna Wilson	G	So	Palestine, Texas	DNP	
15	Tracy Webb	G	Sr	Batesville, Ark.	14.1	4.1
20	Dianna Harris	G	Sr	Booneville, Miss.	5.1	2.4
21	Juliet Jackson	G	Fr	Tulsa, Okla.	5.6	1.5
22	Maria Kidd			Benton, Ark.	DNP	
23	Lillian Valley	G	So	West Helena, Ark.	0.0	1.0
24	Shelia Burkes	G	Sr	Huntsville, Ark.	5.7	4.8
31	Cindy Daley	G	Jr	Hot Springs, Ark.	1.5	0.3
32	Claudia Harris	G	Jr	Risco, Mo.	DNP	
33	Lanell Dawson	G	So	Damascus, Ark.	11.8	4.9
40	Bronwyn Wynn	C	Sr	Tyler, Texas	13.4	7.6
42	Robyn Irwin	C	So	N. Little Rock, Ark	1.6	0.8
44	Shelly Wallace	F	So	Delano, Calif.	7.4	5.8
52	Monica Brown	F	Sr	Milwaukee, Wis.	13.1	7.4

Head Coach: John Sutherland
Assistant Coaches: TBA



Brown.
Front row, from left: Maria Kidd, Lanell Dawson, Claudia Harris, Donna Wilson, Lillian Valley, Juliet Jackson, Tracy Webb. Back row, from left: Shelly Wallace, Robyn Irwin, Bronwyn Wynn, Sheila Burkes, Dianna Harris, Cindy Daley, Monica Brown.

1987–88

NO.	NAME	POS.	CL.	HOMETOWN	PPG	RPG
3	Donna Wilson	G	Jr	Palestine, Texas	4.8	2.9
20	Angie Gore	F	Fr	Tulsa, Okla.	0.8	0.7
21	Juliet Jackson	G	So	Tulsa, Okla.	8.3	2.3
22	Lisa Martin	G	Jr	Judsonia, Ark.	7.6	2.0
31	Cindy Daley	G	Sr	Hot Springs, Ark.	2.2	0.7
32	Sue Pack	G	Fr	Independence, Mo.	1.2	0.7
33	Christi Willson	G	Fr	N. Little Rock, Ark.	5.7	2.9
40	Faye Dickerson	F	Fr	Elk City, Okla.	1.7	1.7
42	Robyn Irwin	C	Jr	N. Little Rock, Ark.	10.5	5.3
44	Shelly Wallace	F	Jr	Delano, Calif.	16.5	11.8
50	Delmonica DeHorney	C	Fr	Poteau, Okla.	14.6	6.0
52	Wendy Norwood	F	Fr	Fayetteville, Ark.	0.0	0.3

Head Coach: John Sutherland
Assistant Coaches: Tracy Webb, Tracey Mays, Donald Paul



Front row, from left: manager Martha Neal, Lillian Valley, Christi Willson, Donna Wilson, Sue Pack, Juliet Jackson, Lisa Martin, manager Karen Johnson. Back row, from left: head coach John Sutherland, assistant coach Tracy Webb, Cindy Daley, Faye Dickerson, Robyn Irwin, Delmonica DeHorney, Angie Gore, Shelly Wallace, assistant coach Tracey Mays, assistant coach Donald Paul, trainer Nancy Stevens.

ALL-TIME ROSTERS

1988–89

NO.	NAME	POS.	CL.	HOMETOWN	PPG	RPG
3	Donna Wilson	G	Sr	Palestine, Texas	4.5	2.5
11	Amber Nicholas	G	Fr	Newark, Ark.	6.7	2.0
20	Angie Gore	F	So	Tulsa, Okla.	2.4	1.5
21	Juliet Jackson	G	Jr	Tulsa, Okla.	13.4	3.2
22	Lisa Martin	G	Sr	Judsonia, Ark.	9.8	2.8
25	Michelle Mabry	G	Fr	Little Rock, Ark.	2.5	0.8
31	Coretta Chenault	G	Fr	Lawton, Okla.	3.7	3.1
32	Sue Pack	F	So	Independence, Mo.	4.4	2.3
33	Christi Willson	G	So	N. Little Rock, Ark.	DNP	
40	Faye Dickerson	F	So	Elk City, Okla.	0.6	0.9
42	Robin Irwin	C	Sr	N. Little Rock, Ark.	9.3	5.0
44	Shelly Wallace	F	Sr	Delano, Calif.	23.1	12.7
50	Delmonica DeHorney	C	So	Poteau, Okla.	8.2	3.6

Head Coach: John Sutherland
Assistant Coaches: xx

Front row, from left: junior guard Juliet Jackson, senior guard Lisa Martin, sophomore guard Sue Pack, senior guard Donna Wilson, freshman guard Coretta Chenault, sophomore guard Christi Willson. Back row, from left: senior forward Shelly Wallace, sophomore forward Angie Gore, senior post Robyn Irwin, sophomore center Delmonica DeHorney, sophomore forward Faye Dickerson, freshman guard Michelle Mabry, freshman guard Amber Nicholas.

1989–90

NO.	NAME	POS.	CL.	HOMETOWN	PPG	RPG
3	Stacey Walls	G	Fr	Marvel, Ark.	1.6	0.7
11	Amber Nicholas	G	Fr	Newark, Ark.	11.1	4.4
20	Angie Gore	F	Jr	Tulsa, Okla.	3.6	2.2
21	Juliet Jackson	G	Sr	Pine Bluff, Ark.	13.6	3.8
24	Marla Goshien	G	Fr		2.3	0.9
25	Sally Moore	G	Fr	Bryant, Ark.	4.6	4.4
30	Blair Savage	F	Fr	Gravette, Ark.	8.8	5.6
31	Coretta Chenault	G	So	Lawton, Okla.	7.8	4.7
32	Sue Pack	G	JR	Independence, Mo.	1.5	1.0
33	Christi Willson	G	So	N. Little Rock, Ark.	7.1	4.0
40	Janet Moore	F	Fr	Springdale, Ark.	2.2	1.0
50	Delmonica DeHorney	C	Jr	Poteau, Okla.	20.0	7.0
52	Debroah Crosby	C	Jr	Fort Worth, Texas	2.1	2.0

Head Coach: John Sutherland
Assistant Coaches:

Front row, from left: senior guard Juliet Jackson, sophomore guard Amber Nicholas, sophomore guard Christi Willson, freshman guard Marla Goshien, freshman guard Sally Moore, sophomore guard Stacey Walls. Back row, from left: junior forward Sue Pack, freshman post Blair Savage, junior forward Angie Gore, junior post Delmonica DeHorney, junior post Deborah Crosby, sophomore forward Coretta Chenault, freshman forward Janet Moore.

1990–91

NO.	NAME	POS.	CL.	HOMETOWN	PPG	RPG
11	Amber Nicholas	G	Jr	Newark, Ark.	12.4	3.7
14	Sha Hopson	G	Fr	Hot Springs, Ark.	10.3	2.8
15	Yolanda Dickson	F	Fr	Houston, Texas	2.1	1.8
20	Angie Gore	P	Sr	Tulsa, Okla.	5.2	2.4
22	Shea Henderson	G	Fr	Star City, Ark.	3.7	1.2
30	Blair Savage	F	So	Gravette, Ark.	11.1	6.8
33	Christi Willson	G	Jr	N. Little Rock, Ark.	7.3	3.1
40	Janet Moore	F	So	Springdale, Ark.	1.9	1.0
41	Alison Muldrew	F	Fr	Duncanville, Texas	3.2	1.2
42	Michelle Thacker	F	Fr	Coweta, Okla.	3.3	1.1
50	Delmonica DeHorney	P	Sr	Poteau, Okla.	18.2	5.5
52	Debroah Crosby	P	Sr	Fort Worth, Texas	1.7	1.4

Head Coach: John Sutherland
Assistant Coaches: Tracey Mays Stehlik, Loy Moore



Front row, from left: junior guard Amber Nicholas, freshman guard Allyson Twiggs, junior guard Christi Willson, freshman guard Sha Hopson, sophomore guard Sally Moore, freshman guard Shea Henderson. Second row: manager Martha Neal, student coach Jason Jones, graduate asst. Gail Striegler, head coach John Sutherland, asst. coach Tracey Mays Stehlik, assistant coach Loy Moore, trainer Sally Werner–Ferrel, manager Dana Dethrow. Back row: sophomore guard Janet Moore, freshman forward Allison Muldrew, freshman post Yolanda Dickson, senior post Deborah Crosby, senior post Delmonica DeHorney, freshman post Michelle Thacker, senior post Angie Gore, sophomore post Blair Savage.

1991–92

NO.	NAME	POS.	CL.	HOMETOWN	PPG	RPG
11	Amber Nicholas	G	Sr	Newark, Ark.	11.0	4.7
12	Stephanie Bloomer	C	Fr	Vian, Okla.	8.2	5.8
14	Sha Hopson	G	So	Hot Springs, Ark.	18.1	5.7
15	Yolanda Dickson	F	So	Houston, Texas	4.2	4.2
21	Angela Davis	G	Jr	Memphis, Tenn.	7.6	2.4
22	Shea Henderson	G	So	Star City, Ark.	7.9	1.8
24	Allyson Twiggs	F	Fr	Gentry, Ark./Gentry	4.0	2.0
30	Blair Savage	F	Jr	Gravette, Ark.	9.7	5.6
31	Rochelle Masengill	C	Fr	Plano, Texas	0.5	0.7
40	Chrysti Jordan	G	Fr	Irving, Texas	0.3	0.2
41	Alison Muldrew	F	So	Duncanville, Texas	3.1	1.8
42	Michelle Thacker	C	So	Coweta, Okla.	6.4	3.0
53	Annisea Booker	C	Jr		6.0	2.8
54	Dianna Harris	C		Booneville, Miss.	–	–

Head Coach: John Sutherland
Assistant Coaches: Tracey Mays Stehlik, Loy Moore



Front row, from left: trainer Sally Werner–Ferrel, manager Suzanne Clark, Shea Henderson, Chrysti Jordan, Sha Hopson, Allyson Twiggs, Angela Davis, Amber Nicholas, manager Bettina Gragg, student assistant Jason Jones. Back row, from left: head coach John Sutherland, Alison Muldrew, Michelle Thacker, Dianna Harris, Rochelle Masengill, Stephanie Bloomer, Blair Savage, Yolanda Dickson, assistant coach Tracey Mays Stehlik, assistant coach Loy Moore.

ALL-TIME ROSTERS

1992–93

NO.	NAME	POS.	CL.	HOMETOWN	PPG	RPG
10	Tracy Eaton	G	Jr	Knoxville, Tenn.	2.1	1.3
12	Stephanie Bloomer	C	So	Vian, Okla.	9.1	6.2
14	Debbie Olivas	G	Fr	El Paso, Texas	1.3	1.0
15	Yolanda Dickson	F	Jr	Houston, Texas	7.3	5.0
21	Angela Davis	G	Sr	Memphis, Tenn.	6.6	2.8
22	Shea Henderson	G	Jr	Star City, Ark.	9.3	3.0
24	Allyson Twiggs	F	So	Gentry, Ark./Gentry	4.6	3.6
30	Blair Savage	C	Sr	Gravette, Ark.	7.8	5.6
31	Rochelle Masengill	C	So	Plano, Texas	1.8	1.0
34	Kelly Johnson	F	Fr	Dardanelle, Ark.	5.9	2.6
41	Amber Hudson	F	Fr		0.3	1.0
42	Michelle Thacker	C	Jr	Coweta, Okla.	6.5	2.6
43	Shanon Jones	G	Jr	Deer, Ark.	9.2	3.0

Head Coach: John Sutherland
Assistant Coaches: Tracey Mays Stehlik, Loy Moore
Graduate Assistant Coach: Amber Shirey



Front row, from left: manager Suzanne Clark, Shea Henderson, Debbie Olivas, Tara Rhodes, Allyson Twiggs, Angela Davis, Tracy Eaton, Shanon Jones, manager Daisy Moore. Back row, from left: practice coordinator Jason Jones, head coach John Sutherland, trainer Sally Werner–Ferrel, Yolanda Dickson, Blair Savage, Michelle Thacker, Stephanie Bloomer, Rochelle Masengill, Kelly Johnson, assistant coach Tracey Mays Stehlik, assistant coach Loy Moore, graduate assistant coach Amber Nicholas.

1993–94

NO.	NAME	POS.	CL.	HOMETOWN	PPG	RPG
10	Tracy Eaton	PG	Sr	Knoxville, Tenn.	1.5	0.7
12	Stephanie Bloomer	P	Jr	Vian, Okla.	12.2	6.4
15	Yolanda Dickson	F	Sr	Houston, Texas	8.1	6.9
20	Taqueta Roberson	G	Fr	Natchitoches, La.	2.1	1.3
22	Shea Henderson	PG	Sr	Star City, Ark.	12.5	3.1
23	Carrie Parker	P	Fr	Charleston, Ark.	1.0	0.8
24	Allyson Twiggs	F	Jr	Gentry, Ark./Gentry	6.9	4.0
32	Kimberly Wilson	G	Fr	Hampton, Ark.	13.2	4.5
34	Kelly Johnson	F	So	Dardanelle, Ark.	10.2	5.0
42	Michelle Thacker	P	Sr	Coweta, Okla.	2.8	1.3
43	Shanon Jones	G	Sr	Deer, Ark.	4.1	1.6
45	Toya Marshall	F	Fr	Oklahoma City, Okla.	1.0	1.0

Head Coach: Gary Blair
Assistant Coaches: Sue Donohoe, Tom Collen, Amber Shirey

Front row, from left: Debbie Olivas, Shea Henderson, Shannon Jones, Kimberly Wilson, Kelly Johnson, Allyson Twiggs, Taqueta Roberson, Tracy Eaton. Back row, from left: manager Susanne Clark, assistant coach Sue Donohoe, head coach Gary Blair, Stephanie Bloomer, Michelle Thacker, Rochelle Masengill, Carrie Parker, Yolanda Dickson, assistant coach Tom Collen, assistant coach Amber Nicholas, manager Nita Thompson.

1994–95

NO.	NAME	POS.	CL.	HOMETOWN	PPG	RPG
10	Christy Smith	G	Fr	West Lafayette, Ind.	13.6	2.5
12	Stephanie Bloomer	P	Sr	Vian, Okla.	14.4	7.8
15	Tiffany Wright	F	Fr	San Antonio, Texas	1.6	1.0
20	Taqueta Roberson	G	So	Natchitoches, La.	3.5	1.0
21	Robin Alpe	G	Fr	Bentonville, Ark./Bentonville	0.4	0.0
23	Carrie Parker	P	So	Charleston, Ark.	1.5	1.5
24	Allyson Twiggs	F	Sr	Gentry, Ark./Gentry	5.9	1.9
30	Debbie Olivas	G	Jr	El Paso, Texas	1.1	0.4
31	Rochelle Masengill	P	Sr	Plano, Texas	1.6	0.9
32	Kimberly Wilson	G	So	Hampton, Ark.	14.2	4.1
33	Karen Jones	P	Fr	Corpus Christi, Texas	7.0	4.2
34	Kelly Johnson	F	Jr	Dardanelle, Ark.	11.7	5.8
35	Treva Christensen	F	Fr	Joplin, Mo./Joplin	2.2	1.1

Head Coach: Gary Blair
Assistant Coaches: Tom Collen, Kit Kyle, Amber Shirey

Front row, from left: senior guard Debbie Olivas, sophomore forward Toya Marshall, freshman point guard Christy Smith, sophomore guard Kimberly Wilson, junior post Kelly Johnson, freshman guard Tiffany Wright, senior guard Allyson Twiggs, sophomore guard Taqueta Roberson, freshman guard Robin Alpe. Back row, from left: manager David Weaver, manager Amy Clement, assistant coach Kit Kyle, head coach Gary Blair, freshman post Karen Jones, senior post Stephanie Bloomer, senior post Rochelle Masengill, sophomore post Carrie Parker, freshman guard Treva Christensen, assistant coach Tom Collen, assistant coach Amber Nicholas, trainer Ruth DeBro, manager Tom Halbmaier.

1995–96

NO.	NAME	POS.	CL.	HOMETOWN	PPG	RPG
10	Christy Smith	G	So	West Lafayette, Ind.	16.5	3.3
12	Roxanne McCrory	PG	Fr	Kansas City, Mo.	2.5	1.6
13	Tennille Adams	P	Fr	East Chicago, IN/E. Chicago	3.2	2.6
15	Tiffany Wright	F	So	San Antonio, Texas	3.3	1.3
20	Taqueta Roberson	G	Jr	Natchitoches, La.	3.7	1.7
23	Carrie Parker	F	Jr	Charleston, Ark.	1.0	1.1
30	Sytia Messer	G	Fr	Waldo, Ark.	8.7	5.2
32	Kimberly Wilson	G	Jr	Hampton, Ark.	14.8	3.9
33	Karen Jones	P	So	Corpus Christi, Texas	5.5	3.9
34	Kelly Johnson	F	Sr	Dardanelle, Ark.	10.1	4.9
40	Carrie Satterfie1d	G	Fr	Mountain Home, Ark.	5.5	5.5
52	Shaka Massey	P	Fr	Arlington, Texas	12.3	4.7

Head Coach: Gary Blair
Assistant Coaches: Tom Collen, Kit Kyle, Amber Shirey

Front row, from left: Robin Alpe, Roxanne McCrory, Christy Smith, Taqueta Robertson, Kelly Johnson, Kimberly Wilson, Tennille Adams, Toya Marshall, Sytia Messer, Carrie Satterfield; back row, from left: Tom Collen, assistant coach; Kit Kyle, assistant coach; Amy Clement, manager; Tom Halbmaier, manager; Tiffany Wright, Carrie Parker, Shaka Massey, Karen Jones, Treva Christensen, David Weaver, manager; Ruth DeBro, trainer; Debbie Olivas, student assistant coach; Amber Nicholas, assistant coach; Gary Blair, head coach.

ALL-TIME ROSTERS

1996–97

NO.	NAME	POS.	CL.	HOMETOWN	PPG	RPG
10	Christy Smith	PG	Jr	West Lafayette, Ind./Benton Central	12.3	2.4
12	Roxanne McCrory	G	So	Kansas City, Mo./Center	2.2	1.6
13	Tennille Adams	P	So	East Chicago, Ind./E. Chicago	3.1	2.7
15	Tiffany Wright	G	Jr	San Antonio, Texas/Southwest	0.8	0.8
20	Taqueta Roberson	G	Sr	Natchitoches, La./Nat. Central	1.6	0.9
23	Carrie Parker	P	Sr	Charleston, Ark.	1.4	0.7
30	Sytia Messer	G	So	Waldo, AR/Waldo	9.6	4.4
32	Kimberly Wilson	G	Sr	Hampton, Ark./Hampton	15.5	4.1
35	Treva Christensen	G	So	Joplin, Mo./Joplin	3.0	0.9
34	Karyn Karlin	F	Fr	Fruitland, N.M./Kirtland	11.4	6.9
33	Karen Jones	P	Jr	Corpus Christi, Texas/Carroll	5.8	3.9
40	Carrie Satterfield	G	So	Mountain Home, Ark./Mountain Home	0.8	0.5
52	Shaka Massey	P	So	Arlington, Texas/Sam Houston	10.1	4.4

Head Coach: Gary Blair
Assistant Head Coach: Tom Collen
Assistant Coaches: Trenia Tillis, Amber Shirey

Front row, from left: Treva Christensen, Karyn Karlin, Roxanne McCrory, Taqueta Roberson, Sytia Messer, Kimberly Wilson, Carrie Satterfield, Tiffany Wright, Christy Smith, Tennille Adams; back row, from left: Tom Halbmaier, manager, David Weaver, manager; Gary Blair, head coach; Trenia Tillis, assistant coach; Karen Jones, Shaka Massey, Carrie Parker, Tom Collen, assistant head coach; Amber Nicholas, assistant coach; Kris Ring, trainer; Amy Clement, manager; Jason Clemons, manager.

1997–98

NO.	NAME	POS.	CL.	HOMETOWN	PPG	RPG
11	Christy Smith	G	Sr	West Lafayette, Ind./Benton Central	11.1	2.5
13	Tennille Adams	P	Jr	East Chicago, Ind./E. Chicago	6.8	3.1
15	Tiffany Wright	F	Sr	an Antonio, Texas/Southwest	1.0	0.5
20	Wendi Willits	G	Fr	Ft. Cobb, Okla./Ft. Cobb	6.8	2.0
22	Kamara Stancle	G	Jr	Muskogee, Okla./Muskogee	6.1	3.6
25	Lonniya Bragg	P	Fr	Arkadelphia, Ark./Arkadelphia	2.1	2.1
30	Sytia Messer	G	Jr	Waldo, AR/Waldo	12.6	4.3
33	Celia Anderson	P	Fr	Little Rock, Ark./Hall	0.7	1.0
34	Karyn Karlin	F	So	Fruitland, N.M./Kirtland	15.2	5.5
35	Treva Christensen	F	Jr	Joplin, Mo./Joplin	7.5	2.3
33	Karen Jones	P	Sr	Corpus Christi, Texas/Carroll	5.7	3.9
40	Carrie Satterfield	F	Jr	Mountain Home, Ark./Mountain Home	1.7	0.8

Head Coach: Gary Blair
Assistant Coaches: Vic Schaefer, Trenia Tillis, Amber Shirey

Front row, from left: junior post Tennille Adams, freshman guard Lonniya Bragg, freshman guard Wendi Willits, junior guard Sytia Messer, junior guard Carrie Satterfield, junior guard Kamara Stancle, senior point guard Christy Smith, senior forward Tiffany Wright, junior post Brandi Whitehead. Back row, from left, assistant coach Vic Schaefer, assistant coach Amber Nicholas, trainer Kris Ring, stud. trainer Sheryl Taylor, manager Malina Qaddoumi, manager David Weaver, freshman post Celia Anderson, junior guard Treva Christensen, sophomore post Karyn Karlin, senior post Karen Jones, manager Jason Clemons, manager Amira Qaddoumi, manager Amy Clement, assistant coach Trenia Tillis, head coach Gary Blair.

1998–99

NO.	NAME	POS.	CL.	HOMETOWN	PPG	RPG
3	Amy Wright	PG	Fr	Williamsburg, Ind./Northeastern	3.9	1.8
12	Krystal Osborne	F	Sr	Las Vegas, Nev./Clark	1.0	0.5
13	Tennille Adams	P	Sr	East Chicago, Ind./E. Chicago	6.7	4.0
20	Wendi Willits	G	So	Ft. Cobb, Okla./Ft. Cobb	14.2	3.3
22	Kamara Stancle	G	Sr	Muskogee, Okla./Muskogee	6.9	3.5
25	Lonniya Bragg	P	So	Arkadelphia, Ark./Arkadelphia	8.7	4.9
30	Sytia Messer	G	Sr	Waldo, AR/Waldo	12.2	4.9
33	Celia Anderson	P	So	Little Rock, Ark./Hall	2.4	2.3
34	Karyn Karlin	P	Jr	Fruitland, N.M./Kirtland	16.0	6.3
35	Treva Christensen	F	Sr	Joplin, Mo./Joplin	5.3	2.2
40	Carrie Satterfield	PG	Sr	Mountain Home, Ark./Mountain Home	3.3	0.9
52	Joy Oakley	P	Fr	Hot Springs, Ark./Hot Springs	1.1	0.9
55	Brandi Whitehead	F	Jr	Cayuga, Texas/Tyler JC	3.6	2.7

Head Coach: Gary Blair
Assistant Coaches: Vic Schaefer, Trenia Tillis, Amber Shirey

Front row, from left: Amy Wright, Krystal Osborne, Wendi Willits, Sytia Messer, Kamara Stancle, Lonniya Bragg, Carrie Satterfield. Back row, from left: manager Malina Qaddoumi, student trainer Christie Clem, assistant coach Vic Schaefer, athletic trainer Kris Ring, assistant coach Trenia Tillis, Brandi Whitehead, Tennille Adams, Karyn Karlin, Celia Anderson, Treva Christensen, Joy Oakley, head coach Gary Blair, assistant coach Amber Nicholas, manager Jason Clemons, manager Amira Qaddoumi.

1999–2000

NO.	NAME	POS.	CL.	HOMETOWN	PPG	RPG
3	Amy Wright	G	So	Williamsburg, Ind./Northeastern	4.5	1.6
20	Wendi Willits	G	Jr	Ft. Cobb, Okla./Ft. Cobb	14.1	3.0
21	India Lewis	G	Fr	Siloam Springs, Ark./Siloam Springs	8.6	1.8
22	Dana Cherry	G	Fr	Pine Bluff, Ark./Pine Bluff	7.5	3.7
25	Lonniya Bragg	F	Jr	Arkadelphia, Ark./Arkadelphia	10.2	6.6
33	Celia Anderson	P	Jr	Little Rock, Ark./Hall	5.8	3.8
34	Karyn Karlin	P	Sr	Fruitland, N.M./Kirtland	10.4	5.0
44	Lakishia Harper	F	Fr	Amarillo, Texas/Palo Duro	5.8	3.4
45	Katrina Nesby	P	Fr	West Memphis, Ark./West Memphis	DNP	
52	Joy Oakley	P	So	Hot Springs, Ark./Hot Springs	2.3	0.9
55	Brandi Whitehead	P	Sr	Cayuga, Texas/Tyler JC	6.6	2.8

Head Coach: Gary Blair
Assistant Coaches: Vic Schaefer, Trenia Tillis, Amber Shirey

Front row, from left: senior Karyn Karlin, freshman Lakishia Harper, junior Wendi Willits, freshman Dana Cherry, sophomore Amy Wright, freshman India Lewis, junior Lonniya Bragg; standing, from left, administrative assistant Mike Neighbors, manager Malina Qaddoumi, manager Jason Clemons, assistant coach Vic Schaefer, assistant coach Trenia Tillis, senior Brandi Whitehead, junior Celia Anderson, freshman Katrina Nesby, sophomore Joy Oakley, assistant coach Amber Shirey, head coach Gary Blair, student trainer Tomika Jones, manager Amira Qaddoumi, trainer Sean Collins.
Front row, from left: junior Joy Oakley, junior Carla Rhodes, senior Wendi Willits, sophomore Lakishia Harp–

ALL-TIME ROSTERS

2000–01

NO.	NAME	POS.	CL.	HOMETOWN	PPG	RPG
3	Amy Wright	PG	Jr	Williamsburg, Ind./Northeastern	7.2	3.2
11	Sarah Lundberg	P	Fr	Prairie Grove, Ark./Prairie Grove	DNP	
12	Lakiesha Beard	P	Fr	Houston, Texas/Willowridge	DNP	
20	Wendi Willits	G	Sr	Ft. Cobb, Okla./Ft. Cobb	13.0	3.1
24	Shameka Christon	P	Fr	Hot Springs, Ark./Hot Springs	10.2	4.1
21	India Lewis	PG	So	Siloam Springs, Ark./Siloam Springs	6.2	1.7
22	Dana Cherry	G	So	Pine Bluff, Ark./Pine Bluff	10.2	3.9
25	Lonniya Bragg	P	Sr	Arkadelphia, Ark./Arkadelphia	10.9	6.7
31	Carla Rhodes	G	Jr	Hackett, Ark./Univ. of the Ozarks	0.7	0.3
33	Celia Anderson	P	Sr	Little Rock, Ark./Hall	6.8	4.7
35	Shanna Harmon	P	Fr	Norman, Okla./North	4.1	1.7
44	Lakishia Harper	F	So	Amarillo, Texas/Palo Duro	3.0	2.3
45	Katrina Nesby	P	Fr	West Memphis, Ark./West Memphis	1.3	1.1
52	Joy Oakley	P	Jr	Hot Springs, Ark./Hot Springs	2.0	1.4

Head Coach: Gary Blair
Associate Head Coach: Vic Schaefer
Assistant Coaches: Amber Shirey, Kelly Bond

er, junior Amy Wright, sophomore India Lewis, sophomore Dana Cherry, senior Lonniya Bragg. Back row, from left: assistant coach Amber Shirey, student assistant trainer Angie Gottsponer, associate head coach Vic Schaefer, manager Malina Qaddoumi, trainer Sean Collins, freshman Sarah Lundberg, senior Celia Anderson, freshman Katrina Nesby, freshman Kiesha Beard, freshman Shameka Christon, freshman Shanna Harmon, head coach Gary Blair, adm. assistant Mike Neighbors, manager Amira Qaddoumi, assistant coach Kelly Bond.

2001–02

NO.	NAME	POS.	CL.	HOMETOWN	PPG	RPG
3	Amy Wright	PG	Sr	Williamsburg, Ind./Northeastern	6.6	3.1
11	Kela Peterson	F	Jr	Lake Elsinore, Calif./Kilgore JC	1.1	1.2
12	Kiesha Beard	P	Fr	Houston, Texas/Willowridge	3.4	5.4
14	Cara Wright	P	Fr	West Chester, Ohio/Lakota West	2.6	2.0
20	Shameka Christon	F	So	Hot Springs, Ark./Hot Springs	16.7	6.2
21	India Lewis	G	Jr	Siloam Springs, Ark./Siloam Springs	14.0	2.6
22	Dana Cherry	G	Jr	Pine Bluff, Ark./Pine Bluff	13.1	4.8
31	Carla Rhodes	G	Sr	Hackett, Ark./Univ. of the Ozarks	0.4	1.0
35	Shanna Harmon	F	So	Norman, Okla./North	3.3	1.6
44	Lakishia Harper	F	Jr	Amarillo, Texas/Palo Duro	5.8	2.5
45	Katrina Nesby	P	So	West Memphis, Ark./West Memphis	1.5	2.9
52	Joy Oakley	F	Sr	Hot Springs, Ark./Hot Springs	5.0	2.2

Head Coach: Gary Blair
Associate Head Coach: Vic Schaefer
Assistant Coaches: Amber Shirey, Kelly Bond

Front row, from left: senior Joy Oakley, senior Carla Rhodes, junior Lakishia Harper, senior Amy Wright, junior Kela Peterson, junior India Lewis, junior Dana Cherry. Back row, from left: student trainer Shane Bjornberg, trainer Sean Collins, mgr. Allison Singleton, associate head coach Vic Schaefer, assistant coach Amber Shirey, sophomore Shanna Harmon, sophomore Shameka Christon, sophomore Katrina Nesby, freshman Kiesha Beard, freshman Cara Wright, assistant coach Kelly Bond, head coach Gary Blair, admn. assistant Kelley Waters, mgr. Kim Markham, mgr. M.J. Keeler.

2002–2003

NO.	NAME	POS.	CL.	HOMETOWN	PPG	RPG
1	Kristin Moore	C	Fr	E. Chicago, Ill./John Hope	1.1	1.8
4	Redd Coleman	F	Fr	Forth Smith, Ark./Northside	DNP	
11	Kela Peterson	F	Sr	Lake Elsinore, Calif./Kilgore JC	0.8	0.7
12	Kiesha Beard	C	So	Houston, Texas/Willowridge	1.2	1.6
20	Shameka Christon	G	Jr	Hot Springs, Ark./Hot Springs	15.5	6.1
21	India Lewis	G	Sr	Siloam Springs, Ark./Siloam	13.4	2.8
22	Dana Cherry	G	Sr	Pine Bluff, Ark./Pine Bluff	11.9	5.0
25	Rochelle Vaughn	C	Fr	Plano, Texas/Plano West	3.2	1.8
31	Cara Wright	C	So	West Chester, Ohio/Lakota West	2.2	2.3
33	Sarah Pfeifer	F	Fr	Ozark, Ark./Ozark	4.0	3.0
35	Shanna Harmon	G	Sr	Norman, Okla./North	1.9	0.2
44	Lakishia Harper	G	Sr	Amarillo, Texas/Palo Duro	4.9	3.3
45	Katrina Nesby	C	Jr	West Memphis, Ark./West Memphis	3.4	2.0
55	Ruby Vaden	C	Fr	Osceola, Ark./Osceola	7.2	4.2

Head Coach: Gary Blair
Associate Head Coach: Vic Schaefer
Assistant Coaches: Amber Shirey, Kelly Bond

Front row, from left: freshman Sarah Pfeifer, senior Dana Cherry, senior Kela Peterson, senior Lakishia Harper, senior India Lewis, freshman Rochelle Vaughn, freshman Redd Coleman, freshman Kristin Moore. Back row, from left: manager Britteny Johnson, manager Allison Singleton, associate head coach Vic Schaefer, assistant coach Amber Shirey, sophomore Cara Wright, junior Shameka Christon, junior Katrina Nesby, freshman Ruby Vaden, junior Shanna Harmon, graduate assistant trainer John Parrigon, assistant coach Kelly Bond, administrative assistant Kelley Waters, head coach Gary Blair. Not pictured, trainer Sean Collins, sophomore Kiesha Beard.

2003–04

NO.	NAME	POS.	CL.	HOMETOWN	PPG	RPG
1	Kristin Moore	C	So	E. Chicago, Ill./John Hope	7.1	6.6
4	Kristin Peoples	G	Fr	Westerville, Ohio/Brookhaven	7.1	2.3
12	Sheree Thompson	G	Jr	McComb, Miss./NW–Shoals	DNP	
14	Danielle Allen	F	Fr	Harrison, Ark./Harrison	1.1	1.9
20	Shameka Christon	F	Sr	Hot Springs, Ark./Hot Springs	21.8	6.9
21	Rochelle Vaughn	C	So	Plano, Texas/Plano West	8.9	4.3
22	April Seggebruch	G	Jr	Cissna Park, Ill./Wabash Valley)	5.1	2.3
33	Sarah Pfeifer	F	So	Ozark, Ark./Ozark	5.0	2.0
35	Shanna Harmon	F	Sr	Norman, Okla./North	3.6	1.1
44	Adrienne Bush	G	Jr	Russellville, Ark./Russellville/SMS	2.9	2.7
45	Katrina Nesby	C	Sr	West Memphis, Ark./West Memphis	3.7	2.6
55	Ruby Vaden	C	So	Osceola, Ark./Osceola	11.8	6.5

Head Coach: Susie Gardner
Assistant Coaches: Charity Elliott, Rena Faust–Holden, Amber Shirey

Front row, from left: sophomore forward Sarah Pfeifer, junior guard April Seggebruch, sophomore guard Rochelle Vaughn, freshman guard Kristin Peoples, junior guard Adrienne Bush, junior guard Sheree Thompson, freshman forward Danielle Allen; back row, standing from left: manager Allison Singleton, graduate assistant Alli Clark, director of basketball operations Kelley Waters, assistant coach Charity Elliott, assistant coach Rena Faust–Holden, senior post Shanna Harmon, senior forward Shameka Christon, senior post Katrina Nesby, sophomore post Ruby Vaden, sophomore guard–forward Kristin Moore, head coach Susie Gardner, basketball athletic trainer Sean Collins, student athletic trainer Maggie Harrington, assistant coach Amber Shirey and manager Brittney Johnson.
Front row seated, from left: junior Sheree Thompson, sophomore Kristin Peoples, junior Rochelle Vaughn,

ALL-TIME ROSTERS

2004–05

NO.	NAME	POS.	CL.	HOMETOWN	PPG	RPG
1	Kristin Moore	C	Jr	E. Chicago, Ill./John Hope	6.3	5.9
4	Kristin Peoples	G	So	Westerville, Ohio/Brookhaven	9.2	2.2
11	Kristina Andjelkovic	C	Jr	Belgrade, Serbia/Chipola JC	1.9	1.3
12	Sheree Thompson	G	Jr	McComb, Miss./NW–Shoals	5.7	2.7
14	Danielle Allen	F	So	Harrison, Ark./Harrison	9.0	5.4
15	Allison Singleton	G	Sr	Fort Smith, Ark./Southside	0.4	0.0
21	Rochelle Vaughn	C	Jr	Plano, Texas/Plano West	9.5	4.5
22	April Seggebruch	G	Sr	Cissna Park. Ill./Wabash Valley	3.6	1.3
23	Melissa Hobbs	F	Jr	Woodward, Okla./Woodward	2.6	1.3
25	Brittney Vaughn	G	Fr	Plano, Texas/Plano West	3.7	2.0
32	Christina Lawrence	F	Fr	Sullivan, Mo./Sullivan	0.0	0.5
33	Sarah Pfeifer	F	So	Ozark, Ark./Ozark	12.4	4.7
44	Adrienne Bush	G	Sr	Russellville, Ark./Russellville	3.8	2.5
55	Ruby Vaden	C	Jr	Osceola, Ark./Osceola	6.5	3.9

Head Coach: Susie Gardner
Assistant Coaches: Amber Shirey, Rena Faust–Holden, Johnnie Harris

senior Adrienne Bush, sophomore Sarah Pfeifer, junior Melissa Hobbs, senior April Seggebruch, freshman Brittney Vaughn, senior Allison Singleton; back row standing, from left: graduate assistant athletic trainer Lucy Mansfield, graduate assistant Alli Clark, basketball trainer Phill Vardimann, assistant coach Amber Shirey, assistant coach Rena Faust–Holden, sophomore Danielle Allen, junior Kristina Andjelkovic, junior Ruby Vaden, junior Kristin Moore, freshman Christina Lawrence, assistant coach Johnnie Harris, head coach Susie Gardner, strength coach J.C. Moreau, manager Marie Earwood, manager Brittany Johnson, director of basketball operations Kelley Waters.
Front row seated, from left: senior Adrienne Bush, sophomore Brittney Vaughn, freshman Ayana Brereton,

2005–06

NO.	NAME	POS.	CL.	HOMETOWN	PPG	RPG
1	Kristin Moore	C	Sr	E. Chicago, Ill./John Hope	5.7	5.1
3	Dominique Washington	G	Jr	Pensacola, Fla./Pensacola/Escambia	9.3	1.9
4	Kristin Peoples	G	Jr	Westerville, Ohio/Brookhaven	1.5	11.9
11	Kristina Andjelkovic	C	Sr	Belgrade, Serbia/Chipola JC	2.8	1.8
12	Sheree Thompson	G	Sr	McComb, Miss./NW–Shoals	5.3	3.1
14	Danielle Allen	F	Jr	Harrison, Ark./Harrison	2.1	2.3
21	Rochelle Vaughn	G	Sr	Plano, Texas/Plano West	8.8	3.6
22	Melissa Hobbs	F	Sr	Woodward, Okla./Woodward	6.5	5.1
24	Leslie Howard	G	Jr	Salem, Mo./Salem	10.4	1.5
25	Brittney Vaughn	G	So	Plano, Texas/Plano West	4.1	3.5
31	Whitney Jones	C	Fr	Blytheville, Ark./Blytheville	6.5	4.6
33	Sarah Pfeifer	F	Jr	Ozark, Ark./Ozark	INJ	
34	Ayana Brereton	F	Fr	Angleton, Texas/Angleton	2.7	1.9
44	Adrienne Bush	G	Sr	Russellville, Ark./Russellville	3.9	2.1

Head Coach: Susie Gardner
Assistant Coaches: Amber Shirey, Johnnie Harris, Khadija Head

junior Leslie Howard, junior Danielle Allen, senior Rochelle Vaughn, junior Kristin Peoples, senior Sheree Thompson, junior Dominique Washington. Back row standing, from left: manager Trudi Spencer, basketball trainer Sara Melby, manager Nathan Bodenstein, assistant coach Amber Shirey, assistant coach Johnnie Harris, freshman Whitney Jones, junior Sarah Pfeifer, senior Kristina Andjelkovic, senior Kristin Moore, senior Melissa Hobbs, head coach Susie Gardner, strength coach J.C. Moreau, assistant coach Khadija Head, student trainer Malinda McNew, graduate assistant coach Allison Singleton.
Front row seated, from left: Kendra Roberts, Charity Ford, Leslie Howard, Danielle Allen, Dominique Wash–

2006–07

NO.	NAME	POS.	CL.	HOMETOWN	PPG	RPG
3	Dominique Washington	G	Sr	Pensacola, Fla./Pensacola/Escambia	7.8	1.8
10	Kendra Roberts	G	Fr	Fort Smith, Ark./Northside	0.6	0.6
11	LaKendra Spates	F	Fr	West Helena, Ark./Central	DNP	
14	Danielle Allen	F	Sr	Harrison, Ark./Harrison	4.2	3.1
22	Tanisha Smith	F	Fr	Kansas City, Mo./Lincoln Prep	6.6	3.4
23	Donica Cosby	G	Fr	Coldwater, Miss./Independance	11.6	2.6
24	Leslie Howard	G	Sr	Salem, Mo./Salem/Colorado	3.4	1.3
25	Brittney Vaughn	G	Jr	Plano, Texas/Plano West	6.7	5.7
31	Whitney Jones	C	So	Blytheville, Ark./Blytheville	4.8	3.8
32	Charity Ford	G	Fr	Arlington, Texas/Seguin	3.3	1.4
34	Ayana Brereton	F	So	Angleton, Texas/Angleton	2.0	1.0
40	Sarah Pfeifer	F	Sr	Ozark, Ark./Ozark	8.1	3.6
44	Lauren Ervin	C	Jr	Los Angeles, Calif./Mt. SAC	12.7	10.2

Head Coach: Susie Gardner
Assistant Coaches: Mike Neighbors, Amber Shirey, Johnnie Harris
Director of Basketball Operations: Khadija Head (Murray State, 2003)

ington, Sarah Pfeifer, Tanisha Smith, Ayana Brereton, Donica Cosby, Brittney Vaughn. Back row standing, from left: manager Erin Cox, manager Haley Bestgen, manager Trudi Spencer, graduate assistant Allison Singleton, assistant coach Amber Shirey, assistant coach Johnnie Harris, strength coach J.C. Moreau, LaK–endra Spates, Lauren Ervin, Whitney Jones, head coach Susie Gardner, assistant coach Mike Neighbors, director of basketball operations Khadija J. Head, athletic trainer Jeremy Braziel, assistant athletic trainer Katie Weindinger, and manager Nathan Bodenstein.
Front row seated, from left: Shanita Arnold, Charity Ford, Hailey Nutt, Whitney Jones, Sarah Pfeifer, Ayana Brereton,

2007–08

NO.	NAME	POS.	CL.	HOMETOWN	PPG	RPG
2	Shanita Arnold	G	Fr/HS	Fort Smith, Ark./Northside	1.8	1.1
4	Whitney Zachariason	F	Fr/HS	N. Little Rock, Ark./Central Ark. Christian	DNP	
10	Kendra Roberts	G	So/1VL	Fort Smith, Ark./Northside	1.1	0.8
23	Hailey Nutt	G	Fr/HS	Fayetteville, Ark./High	–	0.3
24	Brittney Richardson	F	Fr/HS	Salem, Ark./Mountain Home	3.9	0.8
25	Brittney Vaughn	G	Sr/3VL	Plano, Texas/Plano West	10.6	4.0
31	Whitney Jones	P	Jr/2VL	Blytheville, Ark./Blytheville	10.5	7.0
32	Charity Ford	G	So/1VL	Arlington, Texas/Seguin	8.0	2.4
33	Sarah Pfeifer	F	Sr/3VL	Ozark, Ark./Ozark	9.5	4.9
34	Ayana Brereton	F	Jr/2VL	Angleton, Texas/Angleton	11.5	4.7
44	Lauren Ervin	P	Sr/1VL	Los Angeles, Calif./Mt. SAC	16.0	11.0
54	Ashlea Williams	P	Fr/HS	Springfield, Mo./Hillcrest	1.2	1.7

Head Coach: Tom Collen (Bowling Green, 1977)
Associate Head Coach: Tim Eatman (Talladega, 1988)
Assistant Coaches: Zenarae Antoine (Colorado State, 1998), Greg Collins (Louisville, 1988)
Executive Director of Basketball Operations: Amber Shirey (Arkansas, 1992)

Brittney Richardson, Kendra Howard, Brittney Vaughn. Back row standing, from left: manager Trudi Spencer, man–ager Haley Bestgen, head coach Tom Collen, video coordinator Jake Nelp, assistant coach Greg Collins, associate head coach Timothy Eatman, Whitney Zachariason, Lauren Ervin, Ashlea Williams, assistant coach Zenarae Antoine, strength coach J.C. Moreau, graduate assistant Angie Nelp, basketball athletic trainer Jeremy Braziel, executive director of basketball operations Amber Shirey, manager Erin Cox, assistant athletic trainer Joanna Schafthausen.

ALL-TIME ROSTERS

2008–09

NO.	NAME	POS.	CL.	HOMETOWN	PPG	RPG
2	Shanita Arnold	G	So/1VL	Fort Smith, Ark. (Northside)	5.7	2.3
3	Jamesha Townsend	F	Fr/HS	Chula Vista, Calif. (Bonita Vista)	0.5	0.7
12	Ashley Daniels	P	Fr/HS	Coldwater, Miss. (High)	1.7	2.6
13	Julie Inman	G	Fr/HS	Carlisle, Ark. (High)	1.9	0.9
22	C'eira Ricketts	G	Fr/HS	Louisville, Ky. (Fairdale)	12.6	6.3
23	Ashley McCray	P	Jr/TR	Sanford, Fla. (Chipola CC/Seminole HS)	5.3	3.8
24	Brittney Richardson	F	So/1VL	Salem, Ark. (Mountain Home)	3.5	1.2
31	Whitney Jones	P	Sr/3VL	Blytheville, Ark. (High)	10.5	7.7
32	Charity Ford	G	Jr/2VL	Arlington, Texas (Seguin)	7.3	2.3
33	Lyndsay Harris	G	Fr/HS	Hoover, Ala. (High)	9.6	3.0
34	Ayana Brereton	F	Sr/3VL	Angleton, Texas (Angleton)	10.3	5.5
54	Ashlea Williams	P	So/1VL	Springfield, Mo. (Hillcrest)	0.9	0.9

Head Coach: Tom Collen (Bowling Green, 1977)
Associate Head Coach: Tim Eatman (Talladega, 1988)
Assistant Coaches: Zenarae Antoine (Colorado State, 1998) and Greg Collins (Louisville, 1988)
Graduate Assistant Coach: David Walker (Harding, 2008)
Executive Director of Basketball Operations: Amber Shirey (Arkansas, 1992)

Front row seated, from left: Ayana Brereton, Jamesha Townsend, Julie Inman, Lyndsay Harris, Shanita Arnold, Ceira Ricketts, Charity Ford, Brittney Richardson. Back row standing, from left: manager Emily Pearson, manager Caroline Powell, executive director of basketball operations Amber Shirey, basketball athletic trainer Jeremy Braziel, assistant coach Greg Collins, associate head coach Timothy Eatman, Whitney Jones, Ashley McCray, head coach Tom Collen, Ashlea Williams, Ashley Daniels, assistant coach Zenarae Antoine, graduate assistant David Walker, director of strength and conditioning for Olympic sports Todd Barbour, manager Grace Parker, manager Erin Cox, manager Haley Bestgen.

2009–10

NO.	NAME	POS.	CL.	HOMETOWN	PPG	RPG
3	Jamesha Townsend	F	So/1VL	Chula Vista, Calif./Bonita Vista HS	1.5	2.1
4	Sarah Watkins	P	Fr/HS	Germantown, Tenn./Houston HS	5.7	3.9
10	Caroline Powell	G	Jr/TR	Conway, Ark./Conway/Shelton State CC	0.0	1.0
12	Ashley Daniels	F	So/1VL	Coldwater, Miss./Coldwater HS	7.1	6.2
14	Kristen Gillespie	G	Fr/TR	Overland Park, Kan./Shawnee Mission South/OSU	DNP	
15	Skye Rees	P	Jr/JC	Drouin, Victoria/NE Okla. A&M	3.3	1.6
21	Dominique Robinson	F	Fr/HS	Baton Rouge, La./Capitol HS	5.3	3.8
22	C'eira Ricketts	G	So/1VL	Louisville, Ky./Fairdale HS	10.0	4.9
23	Ashley McCray	P	Sr/1VL	Sanford, Fla./Chipola CC/Seminole HS	3.8	2.7
24	Brittney Richardson	F	Jr/2VL	Mountain Home, Ark./Mtn. Home HS	1.9	0.2
32	Charity Ford	G	Sr/2VL	Arlington, Texas/Seguin HS	12.6	3.7
33	Lyndsay Harris	G	So/1VL	Hoover, Ala./Hoover HS	12.5	2.5
44	Quistelle Williams	P	Fr/HS	East Kentwood, Mich./East Kentwood HS	4.2	3.9
54	Ashlea Williams	P	Jr/2VL	Springfield, Mo./Hillcrest HS	0.7	0.7

Head Coach: Tom Collen (Bowling Green, 1977/third year at Arkansas)
Associate Head Coach: Tim Eatman (Talladega, 1988)
Assistant Coaches: Zenarae Antoine (Colorado State, 1998); Greg Collins (Louisville, 1988)
Exec. Director of Basketball Ops: Amber Shirey (Arkansas, 1992)
Athletic Trainer: Jeremy Braziel (Oklahoma State, 2000)

Front row seated, from left: Ashlea Williams, Brittney Richardson, Julie Inman, Lyndsay Harris, Charity Ford, head coach Tom Collen, C'eira Ricketts, Dominique Robinson, Jamesha Townsend, Kristen Gillespie, Quistelle Williams. Back row standing, from left: manager Emily Pearson, executive director of basketball operations Amber Shirey, manager Jeff Brazil, assistant coach Greg Collins, graduate assistant David Walker, assistant coach Zenarae Antoine, Sarah Watkins, Ashley McCray, Skye Rees, Ashley Daniels, associate head coach Timothy Eatman, strength coach Todd Barbour, athletic trainer Jeremy Braziel, manager Erin Cox, manager Haley Bestgen, manager Grace Parker.

2010–11

NO.	NAME	POS.	CL.	HOMETOWN	PPG	RPG
1	Keira Peak	F	Fr	Clyattville, Ga./Lowndes HS	14.0	2.0
2	Kelsey Hatcher	G	So–Tr	Little Rock, Ark./Cent. Ark. Christian/Ok. State		RS
3	Jamesha Townsend	F	Jr	Chula Vista, Calif./Bonita Vista HS	1.5	2.1
4	Sarah Watkins	P	So	Germantown, Tenn./Houston HS	5.7	3.9
10	Chrisstasia Walter	F	Fr	Texarkana, Ark./Arkansas HS	4.0	3.0
11	Amanda Westbrook	G	Fr	Little Rock, Ark./Mt. St. Mary Academy	DNP	
12	Ashley Daniels	F	Jr	Coldwater, Miss./Coldwater HS	7.1	6.2
13	Julie Inman	G	Jr	Carlisle, Ark./Carlisle HS	0.5	0.6
14	Erin Gatling	G	Jr–Tr	Van Buren, Ark./Van Buren HS	RS	
15	Skye Rees	P	Sr	Drouin, Victoria, Aust./Drouin HS/NE Okla. A&M		3.3
1.6						
21	Dominique Robinson	F	So	Baton Rouge, La./Capitol HS	5.3	3.8
22	C'eira Ricketts	G	Jr	Louisville, Ky./Fairdale HS	10.0	4.9
23	Caroline Powell	G	Sr	Conway, Ark./Conway HS/Shelton State CC	0.0	1.0
24	Brittney Richardson	G/F	Sr	Mountain Home, Ark./Mountain Home HS	1.9	0.2
33	Lyndsay Harris	G	Jr	Hoover, Ala./Hoover HS	12.5	2.5
44	Quistelle Williams	F	So	Grand Rapids, Mich./Ottawa Hills HS	4.2	3.9
45	Yashira Delgado	G	Fr	Kissimmee, Fla./West Oaks Academy	5.0	3.0

Head Coach: Tom Collen
Associate Head Coach: Timothy Eatman
Assistant Coaches: Zenarae Antoine, Greg Collins
Director of Operations: Amber Shirey

Front row (l–r): Chrisstasia Walter, Caroline Powell, Amanda Westbrook, Julie Inman, Lyndsay Harris, Kelsey Hatcher, Dominique Robinson, Brittney Richardson, Keira Peak, Yashira Delgado. Second row (l–r): Amanda Coughlin, Michael Jennings, Erin Gatling, Quistelle Williams, C'eira Ricketts, Skye Rees, Ashley Daniels, Keira Peak, Sarah Watkins, Morgan Myrick, Grace Parker, Morgan Abernathy. Back row (l–r): Jeremy Braziel, Ashlea Williams, Todd Barbour, assistant coach Zenarae Antoine, head coach Tom Collen, associate head coach Timothy Eatman, assistant coach Greg Collins, director of operations Amber Shirey, video coordinator Jeff Brazil, assistant video coordinator Wyatt Hodges.

2011–12

NO.	NAME	POS.	CL.	HOMETOWN	PPG	RPG
1	Keira Peak	F	So	Clyattville, Ga./Lowndes HS	4.3	3.0
2	Kelsey Hatcher	G	So–Tr	Little Rock, Ark./CAC/OK State	1.1	0.5
3	Jamesha Townsend	F	Sr	Chula Vista, Calif./Bonita Vista HS	0.8	1.2
4	Sarah Watkins	P	Jr	Germantown, Tenn./Houston HS	10.0	4.4
11	Calli Berna	PG	Fr	Fayetteville, Ark./Fayetteville HS	3.6	2.6
12	Ashley Daniels	F	Sr	Coldwater, Miss./Coldwater HS	7.8	6.4
13	Julie Inman	G	Sr	Carlisle, Ark./Carlisle HS	0.2	0.5
14	Erin Gatling	G	Jr–Tr	Van Buren, Ark./Van Buren HS/ So Miss	3.2	1.2
21	Dominique Robinson	F	So	Baton Rouge, La./Capitol HS	6.6	3.9
22	C'eira Ricketts	G	Sr	Louisville, Ky./Fairdale HS	11.3	4.5
24	Quistelle Williams	F	Jr	Grand Rapids, Mich./Ottawa Hills HS	5.3	4.4
25	Joey Bailey	F	Fr	Gunter, Texas/Gunter HS	0.4	2.3
33	Lyndsay Harris	G	Sr	Hoover, Ala./Hoover HS	9.6	2.1
42	Jhasmin Bowen	F	Fr	Wichita, Kan./Wichita Heights HS	3.1	2.1

Head Coach: Tom Collen
Assistant Coaches: Greg Collins, Tari Cummings, Nicki Collen
Director of Operations: Amber Shirey
Director of Video and Scouting: Jeff Brazil

Front Row (l–r): Keira Peak, Dominique Robinson, Joey Bailey, Quistelle Williams, Sarah Watkins, Ashley Daniels, Jamesha Townsend, Jhasmin Bowen, Kelsey Hatcher, Lyndsay Harris. Back Row (l–r): assistant video coordinator Wyatt Hodges, manager Jacob Tolman, manager Amanda Coughlin, manager Kendall Ruff, athletic trainer Jeremy Braziel, strength coach Todd Barbour, Erin Gatling, C'eira Ricketts, assistant coach Greg Collins, assistant coach Nicki Collen, head coach Tom Collen, assistant coach Tari Cummings, Calli Berna, Julie Inman, video coordinator Jeff Brazil, student assistant Ashlea Williams, Director of Operations Amber Shirey, manager Morgan Myrick, manager Michael Jennings.

ALL-TIME ROSTERS

2012–13

NO.	NAME	POS.	CL.	HOMETOWN	PPG	RPG
1	Keira Peak	F	Jr	Clyattville, Ga./Lowndes HS	9.2	7.0
3	Kelsey Hatcher	G	Sr	Little Rock, Ark./CAC/Okla. St./S. Methodist	4.3	0.5
4	Sarah Watkins	P	Sr	Germantown, Tenn./Houston HS	12.8	4.6
11	Calli Berna	PG	So	Fayetteville, Ark./Fayetteville HS	7.0	4.2
12	Dominique Wilson	G	Fr	Powder Springs, Ga./McEachern HS	6.6	2.5
13	Ana–Carlota Faussurier	F	Fr	Yecla, Spain/IES Joaquin Blume	RS	
14	Erin Gatling	G	Sr	Van Buren, Ark./Van Buren HS/SMU	5.9	1.7
21	Dominique Robinson	F	Jr	Baton Rouge, La./Capitol HS	3.4	2.1
23	Mia Melton	G	Fr	Celina, Texas/Timber Creek	0.0	0.0
24	Quistelle Williams	F	Sr	Grand Rapids, Mich./Ottawa Hills HS	10.2	7.0
25	Joey Bailey	F	Fr	Gunter, Texas/Gunter HS	1.1	1.6
33	Melissa Wolff	G	Fr	Cabot, Ark./Cabot HS	4.0	3.1
42	Jhasmin Bowen	F	So	Wichita, Kan./Wichita Heights HS	6.8	4.0

Head Coach: Tom Collen (Bowling Green State, 1977) (Sixth Season)
Assistant Coaches: Tari Cummings (Oklahoma State, 2003),
Nicki Collen (Marquette, 1997), Amber Shirey (Arkansas, 1992)
Director of Basketball Operations: Jessica Bowie (Millsaps College, 2010)
Director of Video and Basketball Operations: Jeff Brazil (Arkansas, 2010)

Back Row (l–r): Alex Fessler (mgr.), Wyatt Hodges (asst. video), Kendall Ruff (mgr.), Brooke Rogers (mgr.), Mike Jennings (grad. asst.), Todd Barbour (strength coach), Tari Cummings (asst. coach), Nicki Collen (asst. coach), Tom Collen (head coach), Amber Shirey (asst. coach), Jessica Bowie (dir. of ops), Jeff Brazil (video coord.), Natalie Trotter (athletic trainer), Amanda Coughlin (mgr.), Amber Earls (mgr.). Front row (l–r): Erin Gatling, Dominique Wilson, Dominique Robinson, Calli Berna, Quistelle Williams, Joey Bailey, Sarah Watkins, Jhasmin Bowen, Ana–Carlota Faussurier, Melissa Wolff, Kelsey Hatcher, Keira Peak, Mia Melton.

2013–14

NO.	NAME	POS.	CL.	HOMETOWN	PPG	RPG
00	Jessica Jackson	F	Fr	Jacksonville, Ark./Jacksonville HS	16.2	6.0
1	Keira Peak	F	Sr	Clyattville, Ga./Lowndes HS	10.2	4.9
3	McKenzie Adams	G	Fr	Frisco, Texas/Frisco Centennial HS	8.6	2.1
11	Calli Berna	PG	Jr	Fayetteville, Ark./Fayetteville HS	7.0	4.1
13	Ana–Carlota Faussurier	F	So	Yecla, Spain/IES Joaquin Blume	2.3	1.6
15	Kelsey Brooks	G	Fr	Lenexa, Kan./Olathe Northwest HS	6.4	2.4
20	Aujontae Daniels	F	So	Little Rock, Ark./Parkview HS	0.5	1.0
22	Bria Pitts	G/F	Fr	Broken Arrow, Okla./East Central HS	3.2	0.8
25	Joey Bailey	F	R–So	Gunter, Texas/Gunter HS	1.5	2.0
32	Khadijah West	F	Fr	Shreveport, La./Huntington HS	1.2	1.2
33	Melissa Wolff	G	So	Cabot, Ark./Cabot HS	4.6	5.0
42	Jhasmin Bowen	F	Jr	Wichita, Kan./Wichita Heights HS	8.8	4.8

Head Coach: Tom Collen
Assistant Coaches: Nicki Collen, Tari Cummings, Amber Shirey
Director of Internal Operations: Jeff Brazil
Director of External Operations: Simeon Hinsey

(l–r): McKenzie Adams, Aujontae Daniels, Kelsey Brooks, Khadijah West, Jhasmin Bowen, Ana Faussurier, Jessica Jackson, Joey Bailey, Melissa Wolff, Keira Peak, Calli Berna, Bria Pitts.

2014–15

NO.	NAME	POS.	CL.	HOMETOWN	PPG	RPG
00	Jessica Jackson	F	So	Jacksonville, Ark./Jacksonville HS	14.9	6.3
3	McKenzie Adams	G	So	Frisco, Texas/Frisco Centennial HS	Transfered	
11	Calli Berna	G	Sr	Fayetteville, Ark./Fayetteville HS	5.7	5.2
13	Nicole Bolt				Left Team	
14	McKinley Bostad	G	Fr	Kennedale, Texas/Kennedale HS	2.5	0.8
15	Kelsey Brooks	G	So	Lenexa, Kan./Olathe NW HS	13.8	4.8
21	Katie Powell	F	Fr	Duluth, Ga./Duluth HS	2.6	1.8
22	Bria Pitts	G/F	So	Broken Arrow, Okla./East Central HS	Transfered	
25	Joey Bailey	F	R–Jr	Gunter, Texas/Gunter HS	0.8	1.7
32	Khadijah West	F	So	Shreveport, La./Huntington HS	1.6	2.6
33	Melissa Wolff	F	Jr	Cabot, Ark./Cabot HS	8.4	7.8
42	Jhasmin Bowen	F	Sr	Wichita, Kan./Wichita Heights HS	10.7	6.4

Head Coach: Jimmy Dykes
Assistant Coaches: Tari Cummings, Christy Smith, Simeon Hinsey
Director of Operations: Amber Shirey
Director of Video and Scouting: Jeff Brazil

Front row (l–r): McKinley Bostad, Kelsey Brooks, Melissa Wolff, Jhasmin Bowen, head coach Jimmy Dykes, Calli Berna, McKenzie Adams, Nicole Bolt, Bria Pitts. Second Row: graduate assistant John Clark, graduate assistant Betsy Adams, assistant coach Christy Smith, assistant coach Tari Cummings, Khadijah West, Joey Bailey, Katie Powell, Jessica Jackson, assistant coach Simeon Hinsey, director of operations Amber Shirey, video coordinator Jeff Braziel. Back row: manager Lindsay Lawrence, manager Joseph Richardson, manager Maggie Bricker, assistant athletic trainer Natalie Trotter, assistant strength coach Todd Barbour, manager Brandon Kirkpatrick, manager Kendall Ruff, manager Amber Earls.

2015–16

NO.	NAME	POS.	CL.	HOMETOWN	PPG	RPG
00	Jessica Jackson	F	Jr	Jacksonville, Ark./Jacksonville HS	16.5	6.3
3	Malica Monk	G	Fr	North Little Rock, Ark./NLR HS	4.1	1.1
4	Keiryn Swenson	G/F	Fr	Wichita, Kan./Maize HS	2.7	2.4
12	Briunna Freeman	G	Fr	Pelham, Ga./Pelham HS	1.6	2.1
15	Kelsey Brooks	G	Jr	Lenexa, Kan./Olathe Northwest HS	6.7	2.1
21	Devin Cosper	G	So	Coffeyville, Kan./Field Kindley/Coffeyville CC	8.9	3.3
22	Bailey Zimmerman	G/F	Fr	St. Vincent, Ark./Wonderview HS	1.2	1.1
24	Jordan Danberry	G	Fr	Conway, Ark./Conway HS	6.7	2.6
25	Tatiyana Smith	C	Jr–Tr	Plano, Texas/Plano/Ark Baptist	1.0	0.3
32	Khadijah West	F	Jr	Shreveport, La./ Huntington HS	1.9	2.5
33	Melissa Wolff	F	Sr	Cabot, Ark./Cabot HS	5.8	7.6
35	Alecia Cooley	C	Jr–Tr	Evanston, Ill./Evanston Township/State Fair CC	6.5	4.8

Head Coach: Jimmy Dykes
Assistant Coaches: Tari Cummings, Christy Smith, Tommy Deffebaugh
Director of Operations: Amber Shirey
Director of Video and Scouting: Jeff Brazil
Director of Student–Athlete Development: Simeon Hinsey

Front row (l–r): Jordan Danberry, Keiryn Swenson, Alecia Cooley, Jessica Jackson, Melissa Wolff, Head Coach Jimmy Dykes, Kelsey Brooks, Khadijah West, Tatiyana Smith, Bailey Zimmerman, Malica Monk. Second row (l–r): Manager Jarrett Lowrimore, Graduate Assistant John Clark, Director of External Operations Simon Hinsey, Director of Operations Amber Shirey, Assistant Coach Tommy Deffebaugh, Briunna Freeman, Devin Cosper, Assistant Coach Tari Cummings, Assistant Coach Christy Smith, Strength Coach Todd Barbour, Athletic Trainer Natalie Trotter, Director of Video and Scouting Jeff Brazil. Back Row (l–r): Manager Colton Crowder, Manager Justine Yu, Manager Demi Hargrove, Manager Kendal Ruff, Graduate Assistant Betsy Adams, Manager Maggie Bricker, Manager Lindsay Lawrence.

ALL-TIME ROSTERS

2016–17

NO.	NAME	POS.	CL.	HOMETOWN	PPG	RPG
00	Jessica Jackson	F	Sr	Jacksonville, Ark./Jacksonville HS	14.7	6.4
2	Aaliyah Wilson	G/F	Fr	Muskogee, Okla./Muskogee HS	4.8	2.9
3	Malica Monk	G	So	North Little Rock, Ark./NLR HS	9.1	3.0
4	Keiryn Swenson	G/F	So	Wichita, Kan./Maize HS	8.0	4.1
10	Kiara Williams	F/C	Fr	Little Rock, Ark./Little Rock Central HS	3.1	2.8
12	Briunna Freeman	G	So	Pelham, Ga./Pelham HS	8.2	2.6
14	Jailyn Mason	PG	Fr	Mason, Ohio/William Mason HS	7.5	3.9
20	Sydney Stout	F	Fr	Bixby, Okla./Bixby HS	1.1	0.7
21	Devin Cosper	G	Jr	Coffeyville, Kan./Field Kindley/Coffeyville CC	6.4	2.2
22	Bailey Zimmerman	G/F	So	St. Vincent, Ark./Wonderview HS	4.5	3.8
24	Jordan Danberry	G	So	Conway, Ark./Conway HS	4.7	3.8
25	Tatiyana Smith	C	Sr	Plano, Texas/Plano HS/Ark Baptist	Medical	
35	Alecia Cooley	C	Sr	Evanston, Ill./Evanston Township/State Fair CC	6.4	5.2
42	Yasmeen Ratliff	C	Fr	Alpharetta, Ga./St. Francis Day	RS	

Head Coach: Jimmy Dykes
Assistant Coaches: Tari Cummings, Tommy Deffebaugh, Chenel Harris
Director of Operations: Amber Shirey
Director of Video and Scouting: Jeff Brazil
Director of Student–Athlete Development: Tim Gill

Front row (l–r): Jordan Danberry, Bailey Zimmerman, Jessica Jackson, Head Coach Jimmy Dykes, Alecia Cooley, Tatiyana Smith, Devin Cosper. Second row (l–r): Keiryn Swenson, Aaliyah Wilson, Briunna Freeman, Sydney Stout, Yasmeen Ratliff, Jailyn Mason, Kiara Williams, Malica Monk. Back row (l–r): athletic trainer Natalie Trotter, Director of Video Jeff Brazil, Assistant Coach Chenel Harris, Assistant Coach Tommy Deffebaugh, Assistant Coach Tari Cummings, Director of Operations Amber Shirey, Director of Student–Athlete Development Tim Gill, Graduate Assistant Coach Kendall Ruff, Strength and Conditioning Coach Todd Barbour.

2017–18

NO.	NAME	POS.	CL.	HOMETOWN	PPG	RPG
0	A'Tyanna Gaulden*	G	RSo	Ocilla, Ga./Americus Sumter HS/Florida State	–	–
1	Raven Northcross–Baker	G	Fr	Malvern, Ark./Malvern HS/Chipola College	5.6	2.6
3	Malica Monk	G	Jr	N. Little Rock, Ark./NLR HS	15.9	3.4
4	Keiryn Swenson	G/F	Jr	Wichita, Kan. /Maize HS	4.2	2.2
10	Kiara Williams	F/C	So	Little Rock, Ark./LR Central HS	8.2	6.8
12	Brenna McClure**	G	RSo	Lyons, Kan./Lyons HS/Hutchinson CC	0.0	0.0
13	Grayce Spangler	G	Fr	Fayetteville, Ark. Fayetteville HS	0.5	0.3
14	Jailyn Mason	PG	So	Mason, Ohio/William Mason HS	11.0	4.1
20	Sydney Stout	F	So	Bixby, Okla./Bixby HS	0.4	0.6
21	Devin Cosper	G	Gr	Coffeyville, Kan./Field Kindley HS/Coffeyville CC	14.1	5.6
22	Bailey Zimmerman	G/F	Jr	St. Vincent, Ark. /Wonderview HS	4.2	3.2
24	Taylah Thomas	F	Fr	Arlington, Texas/Mansfield Timberview HS	3.7	4.6
30	Macy Weaver	F	Fr	Davis Junction, Ill./Stillman Valley HS	1.4	1.7
33	Chelsea Dungee*	G	RSo	Sapulpa, Okla./Sapulpa HS/Oklahoma	–	–

*Did not play the 2017–18 season due to NCAA transfer rules
**Joined team as a walk on at semester.

Head Coach: Mike Neighbors, Arkansas, 1993
Assistant Coach: Todd Schaefer, Thomas More College, 1995
Assistant Coach: Lacey Goldwire, Oklahoma State, 2010
Assistant Coach: Pauline Love, Southern Miss, 2010
Director of Operations: Amber Shirey, Arkansas, 1992
Director of Video and Scouting: Jeff Brazil, Arkansas, 2010

Front row (l–r): Freshman Grayce Spangler, sophomore A'Tyanna Gaulden, junior Bailey Zimmerman, junior Malica Monk, head coach Mike Neighbors, senior Devin Cosper, sophomore Chelsea Dungee, sophomore Sydeny Stout, sophomore Jailyn Mason. Second row (l–r): Director of video and scouting Jeff Brazil, athletic trainer Natalie Trotter, director of basketball operations Amber Shirey, sophomore Kiara Williams, freshman Macy Weaver, junior Keiryn Swenson, freshman Taylah Thomas, junior Raven Northcross–Baker, assistant coach Todd Schaefer, assistant coach Pauline Love, assistant coach Lacey Goldwire, head strength and conditioning coach Todd Barbour. Back row (l–r): Manager Tyler Asher, manager Tanner Hold, manager Demi Hargrove, manager Jarrett Lowrimore, graduate manager Colton Crowder, graduate manager Jaien Powell, manage Daleney Osbourn, manager Kira Briggs

2018–19

NO.	NAME	POS.	CL.	HOMETOWN	PPG	RPG
0	A'Tyanna Gaulden	G	RSo	Ocilla, Ga./Americus Sumter HS/Florida State	5.0	1.3
1	Raven Northcross–Baker	G	Sr	Malvern, Ark./Malvern HS/Chipola College	3.1	1.1
2	Alexis Tolefree	G	Jr	Conway, Ark./Conway HS/Jones County	10.2	3.1
3	Malica Monk	G	Sr	N. Little Rock, Ark./NLR HS	12.7	2.4
4	Keiryn Swenson	G/F	Sr	Wichita, Kan. /Maize HS	N/A	N/A
10	Kiara Williams	F/C	Jr	Little Rock, Ark./LR Central HS	6.8	6.6
11	Erynn Barnum	F	Fr	Little Rock, Ark./LR Central HS	N/A	N/A
13	Grayce Spangler	G	So	Fayetteville, Ark. Fayetteville HS	1.6	0.2
14	Jailyn Mason	PG	Jr	Mason, Ohio/William Mason HS	7.9	3.6
20	Sydney Stout	F	Jr	Bixby, Okla./Bixby HS	0.3	0.5
21	Devin Cosper	G	Gr	Coffeyville, Kan./Field Kindley HS/Coffeyville CC	N/A	N/A
22	Bailey Zimmerman	G/F	Sr	St. Vincent, Ark. /Wonderview HS	3.5	3.5
23	Amber Ramirez*	G	Jr	San Antonio, Texas/Wagner HS/TCU	N/A	N/A
24	Taylah Thomas	F	So	Arlington, Texas/Mansfield Timberview HS	3.6	5.0
30	Macy Weaver	F	So	Davis Junction, Ill./Stillman Valley HS	1.3	1.7
33	Chelsea Dungee	G	RSo	Sapulpa, Okla./Sapulpa HS/Oklahoma	20.5	4.3
52	Rokia Doumbia	G	Fr	Mali, Africa/Bradenton, Fla./IMG Academy	1.0	1.0

*Did not play the 2018–19 season due to NCAA transfer rules

Head Coach: Mike Neighbors, Arkansas, 1993
Assistant Coach: Todd Schaefer, Thomas More College, 1995
Assistant Coach: Lacey Goldwire, Oklahoma State, 2010
Assistant Coach: Pauline Love, Southern Miss, 2010
Director of Operations: Amber Shirey, Arkansas, 1992
Director of Student–Athlete Development: C'eira Ricketts, Arkansas, 2015
Director of Video and Scouting: Jeff Brazil, Arkansas, 2010

Front row, from left: Alexis Tolefree, Grayce Spangler, Sydeny South, Raven Northcross–Baker, Bailey Zimmerman, Malica Monk, Rokia Doumbia, A'Tyanna Gaulden, Chelsea Dungee. Second row (l–r): Director of Video and Scouting Jeff Brazil, Assistant Coach Lacey Goldwire, Head Coach Mike Neighbors, Amber Ramirez, Jailyn Maosn, Taylah Thomas, Kiara Williams, Macy Weaver, Assistant Coach Pauline Love, Assistant Coach Todd Schaefer, Graduate Assistant Heather Corral, Director of Basketball Operations Amber Shirey. Back Row (l–r): manager Evan Johnston, manager Makayla Grant, manager Olivia James, Graduate Assistant Jalen Powell, Director of Student–Athlete Development C'eira Ricketts, Head Strength and Conditioning Coach Todd Barbour, Assistant Athletic Trainer Natalie Trotter, manager Delaney Osborn, manager Kira Briggs.

2019–20

NO.	NAME	POS.	CL.	HOMETOWN	PPG	RPG
0	A'Tyanna Gaulden	G	RJr	Ocilla, Ga./Americus Sumter HS/Florida State	–	–
1	Marquesha Davis	G/F	Fr	Springdale, Ark./Springdale HS	–	–
2	Alexis Tolefree	G	Sr	Conway, Ark./Conway HS/Jones County	–	–
4	Erynn Barnum	F	RFr	Little Rock, Ark./LR Central HS	–	–
10	Kiara Williams	F/C	Sr	Little Rock, Ark./LR Central HS	–	–
13	Grayce Spangler	G	Jr	Fayetteville, Ark. Fayetteville HS	–	–
14	Jailyn Mason	PG	Sr	Mason, Ohio/William Mason HS	–	–
23	Amber Ramirez*	G	RJr	San Antonio, Texas/Wagner HS/TCU	–	–
24	Taylah Thomas	F	Jr	Arlington, Texas/Mansfield Timberview HS	–	–
25	Destinee Oberg	C	Fr	Burnsville, Minn./Academy of Holy Angels	–	–
30	Macy Weaver	F	Jr	Davis Junction, Ill./Stillman Valley HS	–	–
33	Chelsea Dungee	G	RJr	Sapulpa, Okla./Sapulpa HS/Oklahoma	–	–
35	Ginger Reece	F	Fr	Lawton/Okla./Eisenhower HS	–	–
43	Makayla Daniels	G	Fr	Frederick, Md./Frederick HS		
52	Rokia Doumbia	G	So	Mali, Africa/Bradenton, Fla./IMG Academy	–	–

*Did not play the 2018–19 season due to NCAA transfer rules

Head Coach: Mike Neighbors, Arkansas, 1993
Associate Head Coach: Todd Schaefer, Thomas More College, 1995
Assistant Coach: Pauline Love, Southern Miss, 2010
Assistant Coach: Chantel Osahor, Washington, 2017
Director of Operations: Amber Shirey, Arkansas, 1992
Director of Student–Athlete Development: C'eira Ricketts, Arkansas, 2015
Director of Video and Scouting: Jeff Brazil, Arkansas, 2010

Front row, from left: Taylah Thomas, Erynn Barnum, Marquesha Davis, Destinee Oberg, Ginger Reece, Kiara Williams, Macy Weaver, Chelsea Dungee. Second row (l–r): Mike Neighbors, A'Tyanna Gaulden, Grayce Spangler, Rokia Doumbia, Alexis Tolefree, Amber Ramirez, Makayla Daniels, Jailyn Mason, Avery Hughes. Third Row (l–r): Heather Corral, Chantel Osahor, Todd Schaefer, Amber Shirey, Pauline Love, Natalie Trotter, C'iera Ricketts. Back Row (l–r): Kira Briggs, Olivia James, Jeff Brazil, Jordan Dawkins,Delaney Osborn, Evan Johnston

YEAR BY YEAR RESULTS

1976–77
OVERALL: 10–6
HOME: 6–0; ROAD: 4–5; N: 0–1

		UA/OPP RK	TV	W/L	UA	OPP
Fri., 11–19	North Arkansas CC!	–/–	–	L	67	70
Wed., 12–1	at John Brown	–/–	–	W	92	87
Sat., 12–4	at Bartlesville Wesleyan	–/–	–	W	68	19
Sat., 12–11	John Brown	–/–	–	W	76	57
Sat., 1–15	at Tulsa	–/–	–	L	47	55
Sat., 1–22	NE Oklahoma St.	–/–	–	W	62	61
Fri., 1–28	at Cottey College	–/–	–	W	73	44
Sat., 1–29	at SW Missouri St.	–/–	–	W	56	46
Mon., 1–31	at North Ark. CC	–/–	–	L	65	67
Wed., 2–2	Carl Albert CC	–/–	–	W	50	41
Fri., 2–4	at NE Oklahoma St.	–/–	–	L	54	63
Sat., 2–5	at Oral Roberts	–/–	–	L	37	69
Mon., 2–7	Arkansas Tech	–/–	–	W	53	49
Thurs., 2–10	at Arkansas Tech	–/–	–	L	51	54
Sat., 2–19	Bartlesville Wesleyan	–/–	–	W	108	29
Sat., 2–26	Tulsa	–/–	–	W	59	48

! – Basketball Festival, West Fork, Ark.

1977–78
OVERALL: 14–9
HOME: 8–1; ROAD: 5–5; N: 1–3

		UA/OPP RK	TV	W/L	UA	OPP
Fri., 11–18	Ark. St.–Beebe!	–/–	–	W	62	58
Sat., 11–19	Eastern Oklahoma!	–/–	–	L	90	98
Tues., 11–22	at Tulsa	–/–	–	W	68	50
Thurs., 12–1	at John Brown	–/–	–	W	75	46
Tues., 12–6	at Pittsburg St.	–/–	–	W	67	52
Fri., 12–9	at UALR	–/–	–	W	74	54
Sat., 12–10	at Arkansas St.	–/–	–	L	59	67
Wed., 12–14	at Oklahoma	–/–	–	L	51	80
Mon., 1–9	at Oklahoma St.	–/–	–	L	53	56
Sat., 1–21	John Brown	–/–	–	W	70	57
Tues., 1–24	at NE Oklahoma St.	–/–	–	L	47	56
Thurs., 1–26	Tulsa	–/–	–	W	69	49
Tues., 1–31	at Arkansas Tech	–/–	–	L	65	74
Thurs., 2–2	Cottey College	–/–	–	W	97	29
Sat., 2–4	NE Oklahoma St.	–/–	–	W	72	60
Tues., 2–7	SW Missouri St.	–/–	–	W	66	35
Fri., 2–10	Baylor#	–/–	–	L	62	71
Fri., 2–10	Lamar#	–/–	–	L	50	55
Thurs., 2–16	Oral Roberts	–/–	–	L	71	88
Sat., 2–18	Oklahoma St.	–/–	–	W	55	47
Tues., 2–21	Arkansas Tech	–/–	–	W	61	51
Fri., 2–24	at Central Ark.	–/–	–	W	65	59
Thurs., 2–28	Arkansas St.	–/–	–	W	70	67

! – Basketball Festival, West Fork, Ark.
– Houston Tournament, Houston, Texas

1978–79
OVERALL: 7–13
HOME: 4–3; ROAD: 2–7; N: 1–3

		UA/OPP RK	TV	W/L	UA	OPP
Tues., 11–21	at Tulsa	–/–	–	W	79	76
Tues., 11–28	at John Brown	–/–	–	W	55	47
Thurs., 11–30	at #18 Louisiana Tech	–/18	–	L	28	82
Fri., 12–1	Mississippi College!	–/–	–	L	47	86
Tues., 12–5	at Oklahoma St.	–/–	–	L	50	60
Sat., 12–16	John Brown	–/–	–	W	73	48
Mon., 1–8	Arkansas Tech	–/–	–	L	55	58
Tues., 1–9	Pittsburg St.	–/–	–	W	58	50
Tues., 1–16	Tulsa	–/–	–	W	66	47
Sat., 1–20	at NE Oklahoma St.	–/–	–	L	64	79
Thurs., 1–25	at Arkansas St.	–/–	–	L	47	55
Thurs., 2–1	at SW Missouri St.	–/–	–	L	58	67
Sat., 2–3	at Oral Roberts	–/–	–	L	46	63
Fri., 2–9	Houston#	–/–	–	L	40	69
Sat., 2–10	Prairie View#	–/–	–	W	48	45
Sat., 2–10	Southern#	–/–	–	L	52	63
Wed., 2–14	NE Oklahoma St.	–/–	–	L	63	69
Tues., 2–20	Oklahoma	–/–	–	L	53	65
Thurs., 2–22	at Memphis St.	–/–	–	L	66	86
Wed., 2–28	Arkansas St.	–/–	–	W	52	37

! – at Ruston, La.
– City of Houston Tournament, Houston, Texas

1979–80
OVERALL: 15–10
HOME: 7–3; ROAD: 7–4; N: 1–3

		UA/OPP RK	TV	W/L	UA	OPP
Fri., 11–16	Missouri Southern	–/–	–	W	53	45
Mon., 11–19	Iowa St.	–/–	–	W	56	39
Wed., 11–28	at Crowder Col.	–/–	–	W	63	51
Sat., 12–1	Rice	–/–	–	W	53	35
Thurs., 12–6	Rice!	–/–	–	W	56	51
Sat., 12–8	Texas Southern!	–/–	–	L	47	70
Wed., 12–12	at Texas A&I!	–/–	–	W	71	54
Sat., 12–15	NE Oklahoma St.	–/–	–	W	62	58
Sat., 1–5	at Pittsburg St. (OT)	–/–	–	W	60	59
Fri., 1–11	at New Orleans	–/–	–	W	71	47
Sat., 1–12	at Tulane	–/–	–	W	66	65
Fri., 1–18	Eastern Oklahoma	–/–	–	L	39	53
Sat., 1–19	Oral Roberts	–/–	–	W	66	64
Tues., 1–22	Oklahoma St.	–/–	–	L	53	59
Sat., 1–26	Alabama	–/–	–	W	68	54
Tues., 1–29	SW Missouri St.	–/–	–	W	68	36
Fri., 2–1	at NE Oklahoma St.	–/–	–	W	57	42
Fri., 2–8	at North Texas St.#	–/–	–	L	50	59
Sat., 2–9	Texas Women's#	–/–	–	L	58	67
Tues., 2–12	Memphis St.	–/–	–	L	65	71
Fri., 2–15	at Phillips (OT)	–/–	–	L	73	77
Sat., 2–16	at Oklahoma	–/–	–	L	50	57
Fri., 2–25	at Arkansas Tech	–/–	–	L	45	55
Sat., 3–1	at Arkansas St.	–/–	–	W	62	55
Thurs., 3–6	Texas Tech$	–/–	–	L	46	74

! – Texas A&I Tournament, Kingsville, Texas
– Mean Green Classic, Denton, Texas
$ – SWAIAW Regional, Baton Rouge, La.

1980–81
OVERALL: 11–18
HOME: 7–6; ROAD: 1–9; N: 3–3

		UA/OPP RK	TV	W/L	UA	OPP
Tues., 11–18	at Mo. Southern	–/–	–	W	67	61
Tues., 11–25	Northeast La.	–/–	–	W	77	68
Thurs., 12–4	at Northwestern St.	–/–	–	L	62	73
Sat., 12–6	at SMU	–/–	–	L	58	69
Wed., 12–10	Georgia	–/–	–	L	49	61
Sat., 12–13	Arkansas State	–/–	–	W	57	50
Fri., 12–19	at Drake	–/–	–	L	60	87
Sat., 12–20	at Iowa State	–/–	–	L	60	71
Sat., 1–3	Oklahoma	–/–	–	L	68	75
Thurs., 1–8	at Wichita State!	–/–	–	L	47	68
Fri., 1–9	Southern Illinois!	–/–	–	L	61	68
Sat., 1–10	New Mexico!	–/–	–	W	69	50
Fri., 1–16	at Ala.–Birmingham	–/–	–	L	48	82
Sat., 1–17	at Alabama	–/–	–	L	65	70
Sat., 1–24	Oklahoma City	–/–	–	W	74	54
Mon., 1–26	Ark. Tech (#2, NAIA)	–/2 NAIA	–	L	50	51
Thurs., 1–29	#14 Texas+	–/14	–	L	61	110
Fri., 1–30	Texas A&M+	–/–	–	W	80	62
Sat., 1–31	SMU+	–/–	–	W	66	61
Tues., 2–3	Tulsa	–/–	–	W	88	67
Sat., 2–7	Phillips	–/–	–	W	89	66
Tues., 2–10	Baylor	–/–	–	L	62	73
Fri., 2–13	Tennessee–Martin@	–/–	–	W	66	46
Sat., 2–14	McNeese State@	–/–	–	W	77	62
Tues., 2–17	at Memphis St.	–/–	–	L	57	86
Sat., 2–21	at Arkansas Tech	–/–	–	L	64	70
Mon., 2–23	#17 Delta State	–/17	–	L	53	84
Sat., 3–7	Oklahoma State	–/–	–	L	68	69
Sat., 3–14	Oral Roberts$	–/–	–	L	57	59

! – Pizza Hut Invitational, Wichita, Kansas
+ – SWC Tournament, Houston, Texas
@ – Lady Razorback Invitational
$ – SWAIAW Sub–Regional, Tulsa, Okla.

YEAR BY YEAR RESULTS

1981–82
OVERALL: 26–10
HOME: 12–0; ROAD: 6–7; N: 8–3

		UA/OPP RK	TV	W/L	UA	OPP
Tues., 11–17	SE Oklahoma	–/–	–	W	64	58
Fri., 11–20	Northwestern St.	–/–	–	W	78	64
Mon., 11–23	at Tulsa	–/–	–	W	76	60
Fri., 11–27	at Tennessee Tech!	–/–	–	L	75	96
Sat., 11–28	South Alabama!	–/–	–	W	78	55
Thurs., 12–3	Centenary#	–/–	–	W	78	55
Sat., 12–5	at Northeast La.	–/–	–	W	70	68
Mon., 12–7	at Oral Roberts	–/–	–	L	61	75
Sat., 12–12	Centenary	–/–	–	W	67	47
Thurs., 12–17	Grambling	–/–	–	W	83	60
Sat., 12–19	Arkansas College&	–/–	–	W	57	39
Sat., 1–2	#20 Kansas State	–/20	–	W	68	53
Wed., 1–6	SMU	–/–	–	W	76	59
Sat., 1–9	Evangel College	–/–	–	W	88	41
Tues., 1–12	Oral Roberts	–/–	–	W	61	57
Fri., 1–15	at SW Louisiana	–/–	–	W	90	59
Sat., 1–16	at McNeese State	–/–	–	L	75	96
Sat., 1–23	Southern	–/–	–	W	85	64
Wed., 1–27	Texas Tech+	–/–	–	W	70	55
Thurs., 1–28	Baylor+	–/–	–	W	71	66
Fri., 1–29	#10 Texas+	–/10	–	L	53	68
Fri., 2–5	at Oklahoma City	–/–	–	L	48	54
Sun., 2–7	at Oklahoma	–/–	–	L	64	65
Fri., 2–12	at Texas A&M	–/–	–	W	70	60
Sat., 2–13	at Houston	–/–	–	W	72	62
Tues., 2–16	Oklahoma St.	–/–	–	W	79	70
Fri., 2–19	Texas Southern@	–/–	–	W	65	56
Sat., 2–20	Wichita State@	–/–	–	W	82	72
Tues., 2–23	at #18 Delta State	–/18	–	L	64	75
Fri., 2–26	Indiana*	–/–	–	L	60	63
Sat., 2–27	Alaska*	–/–	–	W	85	52
Sun., 2–28	Washington* (OT)	–/–	–	W	75	70
Thurs., 3–11	Oklahoma City$	–/–	–	W	78	67
Fri., 3–12	Wayland Baptist$	–/–	–	L	57	61
Sat., 3–13	New Orleans$	–/–	–	W	76	74
Sun., 3–21	at California$$	–/–	–	L	62	66

! – Tip–Off Classic, Cookeville, Tenn.
– at Camden, Ark.
& – at Wynne, Ark.
+ – SWC Tourn., College Station, Texas
@ – Lady Razorback Invitational
* – Northern Lights Inv., Anchorage, Alaska
$ – SWAIAW Regional, Lubbock, Texas
$$ – AIAW Championships, Berkeley, Calif.

1982–83
OVERALL: 21–8
SWC: 6–2 (2ND)
HOME: 9–0; ROAD: 7–8; N: 5–0

		UA/OPP RK	TV	W/L	UA	OPP
Fri., 11–26	at #11 Kansas State!	–/11	–	L	79	86
Sat., 11–27	Indiana!	–/–	–	W	62	61
Fri., 12–3	Montana#	–/–	–	W	55	43
Sun., 12–5	at California#	–/–	–	W	84	66
Sat., 12–11	Oklahoma City	–/–	–	W	86	57
Fri., 12–17	at SE Oklahoma	–/–	–	W	71	52
Mon., 1–3	at Arkansas St.	–/–	–	W	80	47
Wed., 1–5	at Northwestern St.	–/–	–	L	58	62
Fri., 1–7	at Grambling	–/–	–	W	57	52
Sat., 1–8	at #2 Louisiana Tech	–/2	–	L	34	74
Tues., 1–11	TCU*	–/–	–	W	105	44
Fri., 1–14	Georgia State&	–/–	–	W	70	62
Sat., 1–15	at #7 Kentucky&	–/7	–	L	43	77
Wed., 1–19	Texas A&M*	–/–	–	W	75	57
Fri., 1–28	at Lamar	–/–	–	L	52	60
Sat., 1–29	at Houston*	–/–	–	W	62	58
Fri., 2–4	Murray State@	–/–	–	W	100	69
Sat., 2–5	Middle Tennessee@	–/–	–	W	73	72
Mon., 2–7	Delta State	–/–	–	W	84	77
Mon., 2–14	at Baylor*	–/–	–	L	65	72
Tues., 2–15	at SMU*	–/–	–	W	60	54
Fri., 2–18	Rice*	–/–	–	W	68	43
Mon., 2–21	at #3 Texas*	–/3	–	L	67	89
Thurs., 2–24	Texas Tech*	–/–	–	W	74	67
Sat., 2–26	Northwestern St.	–/–	–	W	86	76
Wed., 3–2	at SW Missouri St.	–/–	–	W	76	54
Fri., 3–11	Texas A&M+	–/–	–	W	66	57
Sat., 3–12	Baylor+	–/–	–	W	65	62
Sun., 3–13	#3 Texas+	–/3	–	L	54	80

* – Southwest Conference Game
! – Converse Little Apple Classic, Manhattan, Kansas
– Golden Bear Classic, Berkeley, Calif.
& – Lady Kat Invitational, Lexington, Ky.
@ – Lady Razorback Invitational
+ – SWC Tournament, Austin, Texas

1983–84
OVERALL: 20–9
SWC: 11–5 (3RD)
HOME: 11–2; ROAD: 5–6; N: 4–1

		UA/OPP RK	TV	W/L	UA	OPP
Fri., 11–25	Kansas!	–/–	–	W	72	53
Sat., 11–26	at Minnesota!	–/–	–	W	76	60
Tues., 11–29	#2 La. Tech	–/2	–	L	52	75
Sat., 12–3	Oklahoma St.	–/–	–	W	71	66
Tues., 12–6	SW Missouri St.	–/–	–	W	78	45
Sat., 12–10	at Oral Roberts	–/–	–	L	65	71
Sat., 12–17	Oral Roberts	–/–	–	W	84	70
Mon., 12–19	Northwestern St.&	–/–	–	W	75	73
Thurs., 1–5	Cal Poly–Pomona#	–/–	–	W	58	48
Fri., 1–6	Oregon#	–/–	–	W	65	54
Sat., 1–7	at Nevada–Las Vegas#	–/–	–	L	62	68
Sat., 1–14	at TCU*	–/–	–	W	55	48
Mon., 1–16	at #3 Texas*	–/3	–	L	63	89
Thurs., 1–19	Texas Tech*	–/–	–	W	64	61
Sat., 1–21	at Texas A&M*	–/–	–	W	69	63
Mon., 1–23	at Baylor*	–/–	–	L	59	61
Thurs., 1–26	Houston*	–/–	–	W	68	58
Sat., 1–28	Rice*	–/–	–	W	82	51
Mon., 1–30	SMU*	–/–	–	W	79	59
Sat., 2–4	Baylor*	–/–	–	W	71	57
Mon., 2–6	Texas A&M*	–/–	–	W	83	70
Sat., 2–11	at SMU*	–/–	–	W	66	59
Mon., 2–13	at Texas Tech*	–/–	–	L	62	71
Sat., 2–18	#1 Texas*	–/1	–	L	70	71
Wed., 2–22	TCU*	–/–	–	W	83	67
Sat., 2–25	at Houston*	–/–	–	L	54	66
Mon., 2–27	at Rice*	–/–	–	W	85	66
Tues., 3–6	Texas A&M+	–/–	–	W	75	66
Thurs., 3–8	Texas Tech++	–/–	–	L	43	56

* – Southwest Conference Game
! – Minnesota Dial Classic, Minneapolis, Minn.
& – Little Rock, Ark.; Barton Coliseum
# – UNLV Round Robin Classic, Las Vegas
+ – SWC Tournament, First Round, Fayetteville
++ – SWC Tournament, Houston, Texas

YEAR BY YEAR RESULTS

1984–85
OVERALL: 20–8
SWC: 11–5 (3RD) HOME: 12–2; ROAD: 6–4; N: 2–2

		UA/OPP RK	TV	W/L	UA	OPP
Mon., 11–19	Oral Roberts	–/–	–	W	78	55
Fri., 11–23	Miami (Florida)!	–/–	–	W	79	58
Sat., 11–24	Auburn!	–/–	–	L	65	70
Sat., 12–1	at Oklahoma St.	–/–	–	L	73	90
Sat., 12–8	at SW Missouri St.	–/–	–	W	76	64
Tues., 12–11	School of the Ozarks	–/–	–	W	85	58
Sun., 12–16	Grambling#	–/–	–	W	96	57
Wed., 1–2	at Texas A&M*	–/–	–	W	81	67
Sat., 1–5	at SMU*	–/–	–	W	80	64
Tues., 1–8	TCU*	–/–	–	W	74	54
Sat., 1–12	#3 Texas*	–/–	–	L	60	85
Tues., 1–15	at #16 Texas Tech*	–/16	–	L	74	78
Thurs., 1–17	Tulsa	–/–	–	W	88	54
Sat., 1–19	at Houston*	–/–	–	L	62	79
Tues., 1–22	Rice*	–/–	–	W	81	57
Fri., 1–25	UM–Kansas City	–/–	–	W	79	47
Wed., 1–30	at Baylor*	–/–	–	W	80	76
Sat., 2–2	Texas A&M*	–/–	–	W	75	65
Tues., 2–5	SMU*	–/–	–	W	85	56
Sat., 2–9	at TCU*	–/–	–	W	92	69
Tues., 2–12	at #1 Texas*	–/–	–	L	71	89
Sat., 2–16	#16 Texas Tech*	–/16	–	W	65	55
Tues., 2–19	Houston*	–/–	–	L	71	73
Sat., 2–23	at Rice*	–/–	–	W	69	52
Mon., 2–25	Creighton	–/–	–	W	84	56
Sat., 3–2	Baylor*	–/–	–	W	88	67
Mon., 3–4	Baylor+	–/–	–	W	78	69
Tues., 3–7	#1 Texas++	–/1	–	L	62	104

* – Southwest Conference Game
\# – Sylvan Hills High School, Little Rock, Ark.
! – Sunshine Classic, Sanford, Fla.
\+ – SWC Tournament, First Round, Fayetteville
++ – SWC Tournament, Dallas, Texas

1985–86
OVERALL: 22–8
SWC: 13–3 (2ND)
HOME: 11–1; ROAD: 9–6; N: 2–1

		UA/OPP RK	TV	W/L	UA	OPP
Tues., 11–26	SW Missouri St.	–/–	–	W	94	51
Sat., 11–30	at Rutgers	–/–	–	L	63	72
Sun., 12–1	at Seton Hall	–/–	–	W	69	60
Thurs., 12–5	at Oral Roberts	–/–	–	L	72	78
Mon., 12–9	Oklahoma State	–/–	–	W	90	51
Fri., 12–13	Central Florida!	–/–	–	W	101	74
Sat., 12–14	at #8 Mississippi!	–/8	–	L	61	76
Sat., 12–21	#14 Oklahoma	–/–	–	W	79	66
Sun., 12–22	Memphis St.	–/–	–	W	76	64
Thurs., 1–2	SMU*	–/–	–	W	90	78
Sat., 1–4	at TCU*	–/–	–	W	94	61
Tues., 1–7	at #1 Texas*	–/–	–	L	44	75
Sat., 1–11	#24 Texas Tech*	–/24	–	W	62	60
Tues., 1–14	Houston*	–/–	–	W	66	60
Sat., 1–18	at Rice*	–/–	–	W	64	52
Sat., 1–25	Baylor*	–/–	–	W	86	55
Tues., 1–28	at Texas A&M*	–/–	–	W	74	65
Wed., 1–29	at Lamar	–/–	–	W	67	55
Sat., 2–1	at SMU*	–/–	–	W	79	53
Tues., 2–4	TCU*	–/–	–	W	109	59
Sat., 2–8	#1 Texas*	–/–	–	L	57	75
Tues., 2–11	at Texas Tech*	–/–	–	L	60	73
Sat., 2–15	at Houston*	–/–	–	W	77	67
Tues., 2–18	Rice*	–/–	–	W	67	55
Sat., 2–22	at Tulsa	–/–	–	W	62	49
Wed., 2–26	at Baylor*	–/–	–	W	86	63
Sat., 3–1	Texas A&M*	–/–	–	W	75	67
Tues., 3–4	SMU+	–/–	–	W	82	75
Wed., 3–5	Texas Tech+	–/–	–	L	48	58
Wed., 3–12	at Missouri$	–/–	–	L	65	66

* – Southwest Conference Game
! – Lady Rebel Dial Classic, Oxford, Miss.
\+ – SWC Tournament, Dallas, Texas
$ – NCAA Midwest First Round, Columbia, Mo.

1986–87
OVERALL: 20–12
SWC: 12–4 (2ND)
HOME: 10–1; ROAD: 6–8; N: 4–3

		UA/OPP RK	TV	W/L	UA	OPP
Tues., 11–25	Southern	–/–	–	W	103	51
Sat., 11–29	at Western Kentucky!	–/–	–	L	76	86
Sun., 11–30	Missouri!	–/–	–	L	66	69
Thurs., 12–4	Miss. Valley St.	–/–	–	W	95	82
Sat., 12–6	at Oklahoma	–/–	–	L	70	76
Mon., 12–8	at Oklahoma St.	–/–	–	L	65	68
Fri., 12–12	at #7 CS–Long Beach#	–/7	–	L	58	76
Sat., 12–13	Montana St.#	–/–	–	L	68	70
Thurs., 12–18	at SW Missouri St.	–/–	–	W	78	61
Mon., 12–22	at Memphis St.	–/–	–	L	60	79
Sat., 1–3	TCU*	–/–	–	W	94	55
Tues., 1–6	#1 Texas*	–/1	–	L	56	59
Sat., 1–10	at Texas Tech*	–/–	–	W	53	51
Wed., 1–14	at Houston* (OT)	–/–	–	L	76	78
Sat., 1–17	Rice*	–/–	–	W	79	53
Thurs., 1–22	at Baylor*	–/–	–	L	65	71
Sat., 1–24	Texas A&M*	–/–	–	W	86	69
Mon., 1–26	SMU*	–/–	–	W	94	71
Sat., 1–31	at TCU*	–/–	–	W	76	53
Tues., 2–3	at #1 Texas*	–/1	–	L	65	91
Sat., 2–7	Texas Tech* (OT)	–/–	–	W	69	65
Tues., 2–10	Houston*	–/–	–	W	78	60
Sat., 2–14	at Rice*	–/–	–	W	88	71
Thurs., 2–19	Oral Roberts	–/–	–	W	115	66
Sat., 2–21	Baylor*	–/–	–	W	77	51
Wed., 2–25	at Texas A&M*	–/–	–	W	63	57
Sat., 2–28	at SMU*	–/–	–	W	93	53
Fri., 3–5	Houston+	–/–	–	W	96	82
Sun., 3–7	#1 Texas+	–/1	–	L	70	72
Wed., 3–19	Montana$	–/–	–	W	92	74
Thurs., 3–20	Providence$	–/–	–	W	101	91
Fri., 3–21	California$	–/–	–	W	112	80

* – Southwest Conference Game
! – BG Bank Invitational, Bowling Green, Ky.
\# – Cal. St–Long Beach Dial Classic, Long Beach, Calif.
\+ – SWC Tournament, Dallas, Texas
$ – NWIT, Amarillo, Texas

YEAR BY YEAR RESULTS

1987–88
OVERALL: 13–15
SWC: 8–8 (4TH)
HOME: 9–4; ROAD: 3–8; N: 1–3

		UA/OPP RK	TV	W/L	UA	OPP
Fri., 11–27	Akron!	–/–	–	W	70	62
Sat., 11–28	at Kansas!	–/–	–	L	68	75
Mon., 11–30	Miss. Valley St.	–/–	–	W	76	71
Fri., 12–4	at Hawai'i#	–/–	–	L	66	85
Sat., 12–5	Loyola–Marymount#	–/–	–	L	58	60
Wed., 12–9	#8 Mississippi@	–/8	–	L	72	88
Sat., 12–12	UT–San Antonio	–/–	–	W	84	73
Sat., 12–19	SW Missouri St.	–/–	–	W	85	71
Mon., 12–21	SF Austin	–/–	–	L	59	93
Sat., 1–2	at Oral Roberts	–/–	–	L	66	77
Tues., 1–5	#1 Texas*	–/1	–	L	70	89
Sat., 1–9	TCU*	–/–	–	W	87	75
Wed., 1–13	at SMU*	–/–	–	W	69	68
Sat., 1–16	at Texas A&M*	–/–	–	L	56	60
Tues., 1–19	Baylor*	–/–	–	W	80	68
Wed., 1–27	at Rice*	–/–	–	W	63	60
Sat., 1–30	Houston*	–/–	–	L	58	70
Tues., 2–2	Texas Tech*	–/–	–	W	80	67
Sat., 2–6	at #5 Texas*	–/–	–	L	54	84
Tues., 2–9	at TCU*	–/–	–	L	69	73
Sat., 2–13	SMU*	–/–	–	L	78	85
Tues., 2–16	Texas A&M*	–/–	–	W	79	69
Sat., 2–20	at Baylor*	–/–	–	W	71	56
Wed., 2–23	UM–Kansas City	–/–	–	W	102	85
Sat., 2–27	Rice*	–/–	–	W	79	73
Wed., 3–2	at Houston* (OT)	–/–	–	L	89	97
Sat., 3–5	at Texas Tech*	–/–	–	L	70	82
Thurs., 3–10	Texas A&M+	–/–	–	L	58	59

* – Southwest Conference Game
! – Lady Jayhawk Dial Classic, Lawrence, Kan.
– Hawaii Early Season Festival, Honolulu, Hawai'i
@ – at Pine Bluff, Ark.
+ – SWC Tournament, Dallas, Texas

1988–89
OVERALL: 22–8 SWC: 13–3 (2ND)
HOME: 9–2; ROAD: 10–4; N: 3–2

		UA/OPP RK	TV	W/L	UA	OPP
Sat., 11–25	#4 Maryland!	–/4	–	L	84	110
Sun., 11–26	Tennessee St.!	–/–	–	W	114	42
Fri., 12–2	at #13 SF Austin#	–/13	–	L	75	93
Sat., 12–3	UT–San Antonio#	–/–	–	W	75	57
Wed., 12–7	at #9 Mississippi	–/9	–	L	63	75
Sat., 12–10	Miss. Valley St.	–/–	–	W	107	83
Mon., 12–12	Oral Roberts	–/–	–	W	113	69
Sat., 12–17	at SW Missouri St.	–/–	–	W	88	66
Tues., 1–3	Texas Tech*	–/–	–	W	75	64
Sat., 1–7	at #4 Texas	–/4	–	L	67	104
Mon., 1–9	at UT–San Antonio	–/–	–	W	97	77
Tues., 1–10	at TCU*	–/–	–	W	83	69
Sat., 1–14	SMU*	–/–	–	L	74	84
Tues., 1–17	Texas A&M*	–/–	–	W	91	90
Sat., 1–21	at Baylor*	–/–	–	W	95	87
Sat., 1–28	Rice*	–/–	–	W	81	62
Tues., 1–31	at Houston*	–/–	–	W	84	82
Thurs., 2–2	New Orleans	–/–	–	W	61	60
Sat., 2–4	at Texas Tech*	–/–	–	W	74	65
Tues., 2–7	#11 Texas*	–/11	–	L	67	87
Sat., 2–11	TCU*	–/–	–	W	77	70
Wed., 2–15	at SMU*	–/–	–	W	87	72
Sat., 2–18	at Texas A&M*	–/–	–	W	74	73
Tues., 2–21	Baylor*	–/–	–	W	98	50
Sat., 2–25	at Missouri–KC	–/–	–	W	46	42
Tues., 2–28	at Rice*	–/–	–	W	109	73
Sat., 3–4	Houston*	–/–	–	W	90	88
Wed., 3–8	Texas Tech+	–/–	–	W	79	72
Sat., 3–11	#6 Texas+	–/6	–	L	99	101
Wed., 3–15	at #5 Purdue$	–/5	–	L	63	91

* – Southwest Conference Game
! – Auburn Dial Classic, Auburn, Ala.
– LadyJack Dial Classic, Nacogdoches, Texas
+ – SWC Tournament, Dallas, Texas
$ – NCAA Midwest First Round, West Lafayette, Ind.

1989–90
OVERALL: 25–5
SWC: 15–1 (1ST) CO–CHAMPIONS
HOME: 11–3; ROAD: 12–1; N: 2–1

		UA/OPP RK	TV	W/L	UA	OPP
Fri., 11–24	Miss. Valley St.!	–/–	–	W	93	50
Sat., 11–25	Texas–El Paso!	–/–	–	W	87	61
Wed., 11–29	SW Missouri St.	–/–	–	W	87	60
Fri., 12–1	Univ. of Detroit@	–/–	–	W	112	68
Sat., 12–2	at Arizona St.@	–/–	–	W	85	63
Sat., 12–9	Kansas	–/–	–	L	51	56
Tues., 12–12	at Oklahoma	–/–	–	W	86	68
Thurs., 12–14	#7 Auburn	–/7	–	L	69	84
Wed., 1–3	at Houston*	–/–	–	W	75	64
Sat., 1–6	at Texas Tech (OT)*	–/–	–	W	76	74
Tues., 1–9	Baylor*	–/–	–	W	81	43
Sat., 1–13	TCU*	–/–	–	W	86	65
Wed., 1–17	at SMU*	–/–	–	W	84	52
Sat., 1–20	at Texas A&M*	–/–	–	W	70	64
Mon., 1–22	at New Orleans	–/–	–	W	71	63
Wed., 1–24	#1 Texas*	–/1	–	L	75	84
Tues., 1–30	at Rice*	–/–	–	W	78	49
Sat., 2–3	Houston*	–/–	–	W	88	70
Tues., 2–6	Texas Tech*	–/–	–	W	62	55
Sat., 2–10	at Baylor*	–/–	–	W	98	61
Tues., 2–13	at TCU*	–/–	–	W	85	65
Sat., 2–17	SMU*	–/–	–	W	74	60
Tues., 2–20	Texas A&M* [25]	25/–	–	W	76	63
Fri., 2–23	at #6 Texas* [25]	25/6	–	W	82	77
Sat., 3–3	Rice* [19]	19/–	–	W	77	56
Wed., 3–7	Texas Tech+ [19]	19/–	–	L	60	69
Wed., 3–14	UCLA$ (OT) [22]	22/–	–	W	90	80
Sun., 3–18	at #7 Georgia$$ [22]	22/7	–	W	81	70
Thurs., 3–22	#6 SF Austin$$$ [22]	22/6	–	W	87	82
Sat., 3–24	at #2 Stanford$$$ [22]	22/2	–	L	87	114

[xx] – Arkansas' ranking at time of game
* – Southwest Conference Game
! – Arkansas Thanksgiving Tourn., Fayetteville
@ – Dial Classic, Tempe, Ariz.
+ – SWC Tournament, Dallas, Texas
$ – NCAA West Region 1st Round, Fayetteville
$$ – NCAA West Region 2nd Round, Athens, Ga.
$$$ – NCAA West Regionals, Stanford, Calif.

YEAR BY YEAR RESULTS

1990–91
OVERALL: 28–4
SWC: 15–1 (1ST) CHAMPIONS
HOME: 14–0; ROAD: 9–3; N: 5–1

		UA/OPP RK	TV	W/L	UA	OPP
Fri., 11–23	Boston College! [8]	8/–	–	W	105	74
Sat., 11–24	Stephen F. Austin! [8]	8/–	–	W	81	72
Tues., 11–27	Oklahoma [8]	8/–	–	W	84	72
Fri., 11–30	Southern Utah@ [8]	8/–	–	W	104	51
Sat., 12–1	at Wash. St.@ [8]	8/–	–	W	68	48
Wed., 12–5	Murray St. [8]	8/–	–	W	102	48
Sat., 12–8	at Oklahoma St. [8]	8/–	–	L	61	75
Wed., 12–12	at SW Missouri [13]	13/–	–	W	62	55
Sat., 12–15	#8 Mississippi [13]	13/8	–	W	79	70
Fri., 12–28	at #17 Rutgers# [9]	9/17	–	L	60	89
Sat., 12–29	Maryland# [9]	9/–	–	W	79	68
Wed., 1–2	at Rice* [14]	14/–	–	W	70	52
Sat., 1–5	Houston* [14]	14/–	–	W	88	61
Tues., 1–8	#20 Texas* [14]	14/20	–	W	76	61
Sat., 1–12	at Texas Tech* [14]	14/–	–	W	64	62
Wed., 1–16	at TCU* [12]	14/–	–	W	95	62
Sat., 1–15	SMU* [12]	14/–	–	W	99	61
Tues., 1–22	Texas A&M* [11]	11/–	–	W	90	66
Sat., 1–26	at Baylor* [11]	11/–	–	L	77	78
Sat., 2–2	Rice* [12]	12/–	–	W	96	74
Wed., 2–6	at Houston* [11]	11/–	–	W	78	76
Sat., 2–9	at #15 Texas* [11]	11/25	–	W	73	68
Tues., 2–12	Texas Tech* [9]	9/–	–	W	82	70
Sat., 2–16	TCU* [9]	9/–	–	W	82	46
Tues., 2–19	at SMU* [9]	9/–	–	W	77	66
Sun., 2–24	at Texas A&M* [9]	9/–	–	W	91	68
Wed., 2–27	Baylor* [8]	8/–	–	W	90	74
Wed., 3–6	Baylor+ [8]	8/–	–	W	108	63
Thurs., 3–7	Houston+ (OT) [8]	8/–	–	W	83	77
Sat., 3–9	Texas Tech+ [8]	8/–	–	W	60	51
Sat., 3–16	#22 Northwestern$ [9]	9/22	–	W	105	68
Thurs., 3–21	#24 Lamar$$ [9]	9/24	–	L	75	91

[xx] – Arkansas' ranking at time of game
* – Southwest Conference Game
! – Arkansas Thanksgiving Tourn., Fayetteville
@ – Washington St Dial Classic, Pullman, Wash.
# – Bell Atlantic Holiday Classic, Piscataway, N.J.
+ – SWC Tournament, Dallas, Texas
$ – NCAA Midwest 2nd Round, Fayetteville
$$ – NCAA Midwest Regionals, Austin, Texas

1991–92
OVERALL: 11–14
SEC: 3–8 (11TH)
HOME: 9–3; ROAD: 1–10; N: 1–1

		UA/OPP RK	TV	W/L	UA	OPP
Sun., 11–24	at #14 SF Austin [11]	–/14	–	L	57	83
Fri., 11–29	Alabama State! [18]	–/–	–	W	84	31
Sat., 11–30	Missouri–KC! [18]	–/–	–	W	73	61
Tues., 12–3	Oklahoma St. [18]	–/–	–	W	72	57
Fri., 12–6	Grambling St.@ [14]	–/–	–	W	90	66
Sat., 12–7	at #23 Houston@ [14]	–/–	–	L	61	78
Thurs., 12–19	Georgia* [20]	–/–	–	L	62	79
Sat., 12–21	Kent State [20]	–/–	–	W	89	72
Mon., 12–30	#24 SW Missouri [25]	–/–	–	L	52	67
Sat., 1–4	at Mississippi*	–/–	–	L	65	66
Sun., 1–5	at Memphis St.	–/–	–	L	50	58
Thurs., 1–9	Colorado	–/–	–	W	56	51
Sat., 1–11	#17 Auburn*	–/–	–	W	67	56
Mon., 1–13	at Oklahoma	–/–	–	W	57	55
Sat., 1–18	at Florida*	–/–	–	L	46	58
Fri., 1–24	at Kentucky* (OT)	–/–	–	L	74	75
Sun., 1–26	at West Virginia	–/–	–	L	60	81
Thurs., 1–30	Oral Roberts	–/–	–	W	88	64
Sat., 2–1	South Carolina*	–/–	–	W	58	51
Sat., 2–8	at #13 Vanderbilt*	–/–	–	L	75	79
Tues., 2–11	Louisiana State*	–/–	–	W	74	66
Sat., 2–15	at Mississippi State*	–/–	–	L	66	76
Sat., 2–22	Alabama*	–/–	–	L	76	80
Sat., 2–29	at #2 Tennessee*	–/–	–	L	59	105
Fri., 3–6	Kentucky+	–/–	–	L	63	79

[xx] – Arkansas' ranking at time of game
* – Southeastern Conference Game
! – Arkansas Dial Classic, Fayetteville, Arkansas
@ – Lady Cougar Invitational, Houston, Texas
+ – SEC Tournament, Albany, Georgia

1992–93
OVERALL: 13–14
SEC: 4–7 (T8TH)
HOME: 10–4; ROAD: 3–9; N: 0–1

		UA/OPP RK	TV	W/L	UA	OPP
Tues., 12–1	at #13 SW Missouri	–/3	–	L	55	64
Fri., 12–4	North Texas!	–/–	–	W	102	58
Sat., 12–5	Butler!	–/–	–	W	80	66
Tues., 12–8	at #19 Colorado	–/19	–	L	67	94
Fri., 12–18	at #21 DePaul	–/21	–	L	47	71
Sat., 12–19	at Loyola–Chicago	–/–	–	W	75	70
Tues., 12–22	Texas–Arlington	–/–	–	W	70	43
Thurs., 12–31	Washington St.	–/–	–	W	84	62
Sat., 1–2	Ole Miss*	–/–	–	W	73	72
Tues., 1–5	at Oklahoma St.	–/–	–	L	47	62
Sat., 1–9	at #12 Auburn*	–/12	–	L	49	68
Wed., 1–13	at Georgia*	–/–	–	L	71	91
Sat., 1–16	Florida*	–/–	–	L	60	68
Wed., 1–20	Oklahoma	–/–	–	L	63	70
Sat., 1–23	#24 Kentucky*	–/24	–	W	45	43
Thurs., 1–28	at SC State	–/–	–	W	73	59
Sat., 1–30	at S. Carolina*	–/–	–	L	51	76
Tues., 2–2	Memphis State	–/–	–	W	82	60
Sat., 2–6	#6 Vanderbilt*	–/6	–	L	59	80
Wed., 2–10	at Louisiana State*	–/–	–	W	69	66
Sat., 2–13	Mississippi State*	–/–	–	W	80	51
Tues., 2–16	at Northwestern St.	–/–	–	L	62	77
Sat., 2–20	at Alabama*	–/–	–	L	56	66
Thurs., 2–25	Jackson State	–/–	–	W	82	39
Sat., 2–27	#1 Tennessee*	–/1	–	L	55	72
Mon., 3–1	Oral Roberts	–/–	–	W	96	60
Fri., 3–5	Georgia+	–/–	–	L	73	84

* – Southeastern Conference Game
! – Arkansas Dial Classic II, Fayetteville
+ – SEC Tournament, Chattanooga, Tenn.

YEAR BY YEAR RESULTS

1993–94
OVERALL: 15–14
SEC: 3–8 (8TH)
HOME: 9–4; ROAD: 4–9; N: 2–1

		UA/OPP RK	TV	W/L	UA	OPP
Tues., 11–30	at Kent	–/–	–	W	81	86
Thurs., 12–3	Boise State@	–/–	–	W	92	75
Fri., 12–4	San Francisco@	–/–	–	W	62	44
Sat., 12–5	at Hawaii@	–/–	–	L	58	88
Wed., 12–8	DePaul	–/–	–	W	80	68
Fri., 12–17	New Orleans!	–/–	–	W	60	59
Sat., 12–18	Northwestern State!	–/–	–	W	85	74
Tues., 12–21	at SMU	–/–	–	L	81	89
Wed., 12–22	at Texas–Arlington	–/–	–	W	73	57
Wed., 12–29	#23 SW Missouri	–/23	–	W	66	63
Sun., 1–2	at #1 Tennessee*	–/1	–	L	67	89
Sat., 1–8	#25 Georgia*	–/25	–	L	64	73
Mon., 1–10	at Butler	–/–	–	W	69	66
Wed., 1–12	at Dayton	–/–	–	W	76	59
Sun., 1–16	at Ole Miss*	–/–	–	L	54	56
Wed., 1–19	Tulane	–/–	–	W	71	59
Sat., 1–22	#23 Auburn*	–/23	–	L	57	66
Tues., 1–25	at Oklahoma	–/–	–	L	79	93
Sun., 1–30	at Florida*	–/–	–	L	69	74
Wed., 2–2	#15 Alabama*	–/15	–	W	82	75
Sat., 2–5	at Kentucky*	–/–	–	L	60	81
Mon., 2–7	Louisiana State*	–/–	–	L	64	75
Sat., 2–12	South Carolina*	–/–	–	W	87	77
Tues., 2–15	Texas–Pan American	–/–	–	W	94	59
Sun., 2–20	at #14 Vanderbilt*	–/14	–	L	58	67
Wed., 2–23	Oral Roberts	–/–	–	W	85	51
Sat., 2–26	at Mississippi St.*	–/–	–	W	67	61
Tues., 3–1	Oklahoma State (OT)	–/–	–	L	90	93
Fri., 3–4	Georgia+	–/–	–	L	62	84

* – Southeastern Conference Game
@ – Rainbow Wahine Classic, Honolulu, Hawai'i
! – Arkansas Dial Classic III, Fayetteville
+ – SEC Tournament, Chattanooga, Tenn.

1994–95
OVERALL: 23–7
SEC: 7–4 (T4TH)
HOME: 10–2; ROAD: 8–3; N: 5–2

		UA/OPP RK	TV	W/L	UA	OPP
Fri., 11–25	Pitt@	–/–	–	W	76	75
Sat., 11–26	at UNLV@	–/–	–	W	88	75
Tues., 11–29	Northeast La.	–/–	–	W	74	59
Fri., 12–2	St. Mary's!	–/–	–	W	66	48
Sat., 12–3	SMU!	–/–	–	W	85	79
Tues., 12–6	at #6 Alabama*	–/–	–	L	79	93
Sat., 12–10	at #25 SW Missouri	–/–	–	W	61	60
Thurs., 12–22	Sam Houston	–/–	–	W	84	63
Wed., 12–28	at Tulane^ [24]	–/–	–	W	83	79
Mon., 1–2	Brown& [24]	–/–	–	W	76	58
Tues., 1–3	St. Joseph's& [24]	–/–	–	L	72	78
Wed., 1–4	New Hampshire& [24]	–/–	–	W	75	41
Sun., 1–8	at #11 Georgia* [24]	–/–	–	L	67	72
Wed., 1–11	at Oral Roberts	–/–	–	W	78	63
Sat., 1–14	#17 Ole Miss*	–/–	–	L	74	75
Sun., 1–22	at Auburn*	–/–	–	W	80	73
Wed., 1–25	at #23 Okla. St.	–/–	–	W	79	65
Sat., 1–28	#13 Florida*	–/–	–	W	72	66
Wed., 2–1	Texas Christian [23]	–/–	–	W	105	64
Sat., 2–4	Kentucky* [23]	–/–	–	W	62	56
Tues., 2–7	#2 Tennessee* [20]	–/–	–	L	67	87
Sat., 2–11	at S. Carolina* [20]	–/–	–	W	63	62
Tues., 2–14	at LSU* [18]	–/–	–	W	82	72
Sun., 2–19	#8 Vanderbilt* (OT) [18]	–/–	–	W	73	71
Wed., 2–22	#25 Oklahoma [16]	–/–	–	W	69	64
Sun., 2–26	Mississippi St.* [10]	–/–	–	W	86	63
Fri., 3–3	South Carolina+ [16]	–/–	–	W	80	70
Sat., 3–4	#16 Alabama+ [16]	–/–	–	L	72	86
Thurs., 3–16	San Francisco$ [15]	–/–	–	W	67	58
Sat., 3–18	at #14 Washington$ [15]	–/–	–	L	50	54

[xx] – Arkansas' ranking at time of game
* – Southeastern Conference Game
! – Arkansas Dial Classic IV, Fayetteville
@ – 7–Up/Desert Classic, Las Vegas, Nev.
& – FIU Sun & Fun, Miami, Fla.
^ –– Lakefront Arena, Kenner, La.
+ – SEC Tournament, Chattanooga, Tenn.
$ – NCAA Mideast Subregional, Seattle, Wash.

1995–96
OVERALL: 21–13
SEC: 3–8 (10TH)
HOME: 14–4; ROAD: 5–6; N: 2–3

Preseason #10		UA/OPP RK	TV	W/L	UA	OPP
Wed., 11–15	NW State# (2OT) [10]	10/–	–	W	84	83
Fri., 11–17	Drake# [10]	10/–	–	W	81	76
Sun., 11–19	Ohio St# [10]	10/–	–	W	86	80
Tues., 11–21	#11 Colorado# [9]	9/11	–	L	71	73
Fri., 11–24	Florida A&M! [9]	9/–	–	W	80	73
Sat., 11–25	Rice! [9]	9/–	–	W	81	68
Mon., 11–27	Texas Southern [9]	9/–	–	W	98	35
Wed., 11–29	at Northeast La. [9]	9/–	–	W	77	62
Sat., 12–2	at Wichita State [9]	9/–	–	W	70	67
Sun., 12–10	SW Missouri [7]	7/–	–	W	65	58
Thurs., 12–21	at Texas Christian [8]	8/–	–	W	83	52
Fri., 12–29	Alcorn State & [8]	8/–	–	W	72	53
Sat., 12–30	at Baylor& [8]	8/–	–	W	67	47
Tues., 1–2	Dayton [8]	8/–	–	W	70	53
Thurs., 1–4	#19 Alabama* (OT) [8]	8/19	–	L	85	92
Sat., 1–6	at Miss St.* [8]	8/–	–	L	67	77
Tues., 1–9	at Illinois [14]	14/–	–	L	64	88
Sun., 1–14	#2 Vanderbilt* [14]	14/2	–	L	60	65
Wed., 1–17	at #4 Tennessee* [20]	20/4	–	L	66	78
Sun., 1–21	South Carolina* [20]	20/–	–	W	66	58
Tues., 1–23	at LSU* [22]	22/–	–	W	73	72
Sun., 1–28	at Kentucky* [22]	22/–	–	L	65	69
Wed., 1–31	Louisiana State* [24]	24/–	–	W	74	65
Sun., 2–4	at #21 Florida*	–/21	–	L	57	73
Wed., 2–7	#21 Oklahoma St.	–/21	–	W	66	62
Tues., 2–13	#23 S.F. Austin	–/23	–	W	81	60
Sat., 2–17	at #21 Ole Miss*	–/21	–	L	62	73
Tues., 2–20	#17 Auburn* (OT)	–/17	–	W	73	72
Thurs., 2–22	Oral Roberts	–/–	–	W	68	45
Sat., 2–24	#2 Georgia*	–/2	–	L	54	87
Fri., 3–1	#23 Ole Miss+	–/23	–	L	73	76
Thurs., 3–21	Princeton$	–/–	–	W	83	51
Fri., 3–22	Arizona$	–/–	–	L	77	80
Sat., 3–23	Louisiana State$	–/–	–	L	63	91

[xx] – Arkansas' ranking at time of game
* – Southeastern Conference Game
# – Pre–Season WNIT, Fayetteville
! – Arkansas Dial Classic V, Fayetteville
& –Dr. Pepper/Lady Bear Hol. Classic, Waco, Texas
+ – SEC Tournament, Chattanooga, Tenn.
$ – NWIT, Amarillo, Texas

YEAR BY YEAR RESULTS

1996–97
OVERALL: 18–10
SEC: 5–7 (7TH) HOME: 12–2; ROAD: 3–7; N: 3–1

Preseason #18		UA/OPP RK	TV	W/L	UA	OPP
Sat., 11–23	Texas–Arlington [19]	19/–	–	W	64	53
Tues., 11–26	at SW Missouri [20]	20/–	–	W	75	62
Fri., 11–29	Southern Utah! [20]	20/–	–	W	94	61
Sat., 11–30	Sam Houston! [20]	20/–	–	W	76	51
Tues., 12–3	at Rice [21]	21/–	–	L	61	77
Sat., 12–7	Boise State& [21]	21/–	–	W	73	44
Sun., 12–8	Pacific& [21]	21/–	–	W	93	59
Wed., 12–18	St. Louis [23]	23/–	–	W	69	43
Fri., 12–20	McNeese St. [23]	23/–	–	W	81	54
Sun., 12–22	Western Illinois [23]	23/–	–	W	100	49
Sun., 12–29	#6 Tennessee* [22]	22/6	–	W	77	75
Tues., 12–31	Alcorn State [13]	13/–	–	W	90	56
Sun., 1–5	Miss State* [10]	10/–	–	W	84	67
Tues., 1–8	at Illinois [10]	10/–	–	L	81	100
Sun., 1–12	at #8 Vanderbilt* [10]	10/8	–	L	68	77
Sat., 1–18	at South Carolina* [13]	13/–	–	W	82	71
Tues., 1–21	at Louisiana State* [13]	13/–	–	L	72	79
Sat., 1–25	Kentucky* [13]	13/–	–	W	88	55
Tues., 1–28	at #20 SFA (OT) [18]	18/20	–	W	85	76
Sun., 2–2	#13 Florida* (OT) [18]	18/13	–	L	66	79
Thurs., 2–6	at #7 Alabama* [17]	17/7	–	L	61	102
Sun., 2–9	at Auburn* [17]	17/–	–	L	77	85
Mon., 2–10	Wofford [21]	21/–	–	W	76	39
Sun., 2–16	Ole Miss* [21]	21/–	–	W	71	62
Wed., 2–19	#13 LSU* [20]	20/13	–	L	66	76
Sun., 2–23	at #5 Georgia* [20]	20/5	–	L	63	79
Fri., 2–28	Kentucky+ [23]	23/–	–	W	71	60
Sat., 3–1	#7 Alabama+	–/7	–	L	63	85

[xx] – Arkansas ranking at time of game
* – Southeastern Conference Game
! – Arkansas Dial Classic VI, Fayetteville
& –Kona Classic, Kona, Hawai'i
+ – SEC Tournament, Chattanooga, Tenn.

1997–98
OVERALL: 22–11
SEC: 7–7 (6TH)
HOME: 10–3; ROAD: 6–5; N: 6–3

		UA/OPP RK	TV	W/L	UA	OPP
Fri., 11–21	at Providence	–/–	–	W	93	82
Sun., 11–23	#11 Iowa#	–/11	–	W	83	57
Wed., 11–26	Wichita State [24]	24/–	–	W	73	53
Fri., 11–28	Georgia Southern! [24]	24/–	–	W	104	71
Sat., 11–29	Montana! [24]	24/–	–	W	81	68
Tues., 12–2	at Oral Roberts [20]	20/–	–	W	82	59
Thurs., 12–4	at Louisville [20]	20/–	–	W	69	57
Sun., 12–7	SW Missouri [20]	20/–	–	L	67	79
Fri., 12–19	Memphis [24]	24/–	–	W	93	84
Sun., 12–21	Utah## [24]	24/–	–	L	64	73
Sun., 12–28	at Valparaiso (OT) [25]	25/–	–	W	77	69
Tues., 12–30	Missouri [25]	25/–	–	W	80	79
Thurs., 1–1	at #1 Tennessee*	–/1	–	L	58	88
Tues., 1–6	Louisiana State*	–/–	–	W	81	66
Sun., 1–11	Alabama* (OT)	–/–	–	W	102	90
Thurs., 1–15	at Miss. State*	–/–	–	W	80	73
Sun., 1–18	#6 Vanderbilt* (OT)	–/6	–	L	80	85
Wed., 1–21	at #18 Georgia*	–/18	–	L	51	81
Sat., 1–24	South Carolina*	–/–	–	W	86	67
Wed., 1–28	Miss. State*	–/–	–	W	89	70
Sat., 1–31	at Kentucky*	–/–	–	W	79	63
Thurs., 2–5	at #10 Florida*	–/10	–	L	69	80
Sun., 2–8	Auburn*	–/–	–	W	71	63
Wed., 2–11	at Louisiana State*	–/–	–	L	55	77
Sat., 2–14	at Ole Miss*	–/–	–	L	50	68
Fri., 2–20	Georgia* (OT)	–/–	–	L	81	86
Thurs., 2–26	Auburn+	–/–	–	W	59	43
Fri., 2–27	#10 Florida+	–/10	–	L	49	63
Sat., 3–14	#20 Hawai'i$	–/20	–	W	76	70
Mon., 3–16	Harvard$	–/–	–	W	82	64
Sat., 3–21	Kansas$$	–/–	–	L	79	63
Mon., 3–23	#8 Duke$$	–/8	–	W	77	72
Fri., 3–27	#1 Tennessee$$$	–/1	–	W	58	86

[xx] – Arkansas ranking at time of game
* –– Southeastern Conference Game
+ –– SEC Tournament, Columbus, Ga.
# –– Reebok Classic, Fleet Center, Boston, Mass.
! –– Arkansas Dial Classic VII, Fayetteville
–– DMC Shootout, Fort Worth, Texas
$ –– NCAA West Region 1st & 2nd Round, Palo Alto, Calif.
$$ –– NCAA West Regional, The New Arena, Oakland, Calif.
$$$ –– NCAA Final Four, Kemper Arena, Kansas City, Kan.

1998–99
OVERALL: 20–14
SEC: 5–9 (11TH)
HOME: 15–5; ROAD: 3–7; N: 2–2

		UA/OPP RK	TV	W/L	UA	OPP
Fri., 11–13	#19 Stanford# [18]	18/19	–	W	76	71
Sat., 11–14	#3 Connecticut# [18]	18/3	–	L	64	100
Mon., 11–16	Providence [18]	18/–	–	W	110	59
Fri., 11–20	South Alabama! [18]	18/–	–	W	95	38
Sat., 11–21	Louisville! [18]	18/–	–	W	70	61
Tues., 11–24	Baylor [14]	14/–	–	W	75	64
Sat., 11–28	Oral Roberts [14]	14/–	–	W	84	56
Tues., 12–1	at Memphis [13]	13/–	–	L	58	70
Sat., 12–5	at #22 Geo. Wash. [13]	13/–	–	L	56	74
Tues., 12–8	SW Missouri	–/–	–	L	50	70
Thurs., 12–17	#2 Tennessee*	–/2	–	L	62	82
Sat., 12–19	Missouri	–/–	–	W	80	60
Tues., 12–29	St. Bonaventure&	–/–	–	W	97	67
Wed., 12–30	at Montana&	–/–	–	W	74	54
Wed., 1–6	at LSU*	–/–	–	L	51	85
Sat., 1–9	#17 Penn State	–/17	–	W	82	78
Thurs., 1–14	Miss. State*	–/–	–	W	85	58
Sun., 1–17	at Vanderbilt*	–/–	–	L	57	73
Thurs., 1–21	#5 Georgia*	–/5	–	L	59	68
Sun., 1–24	at S. Carolina*	–/–	–	W	88	80
Thurs., 1–28	at Miss. State*	–/–	–	W	60	81
Sun., 1–31	Kentucky* (OT)	–/–	–	W	74	69
Thurs., 2–4	Florida*	–/–	–	L	77	87
Sun., 2–7	at #19 Auburn*	–/19	–	L	46	66
Thurs., 2–11	#20 LSU*	–/20	–	W	86	61
Sun., 2–14	Ole Miss*	–/–	–	L	73	80
Thurs., 2–18	at #25 Alabama*	–/25	–	W	77	73
Sun., 2–21	at #14 Georgia*	–/14	–	L	82	98
Thurs., 2–24	Miss. State+	–/–	–	L	70	79
Fri., 3–12	Northwestern St.$	–/–	–	W	78	60
Sun., 3–14	Oklahoma$ (OT)	–/–	–	W	97	93
Wed., 3–17	Rice$$	–/–	–	W	76	70
Sat., 3–20	Drake$$$	–/–	–	W	80	56
Tues., 3–23	Wisconsin$$$$	–/–	–	W	67	64

[xx] – Arkansas' ranking at time of game
* –– Southeastern Conference Game
+ –– SEC Tournament, Chattanooga, Tenn.
# –– Four in the Fall, San Jose Arena, San Jose, Calif.
! –– Arkansas Classic, Fayetteville
& –– Lady Griz Holiday Classic, Missoula, Mt.
$ –– WNIT 1st & 2nd Round, Fayetteville
$$ –– WNIT Quarterfinals, Fayetteville
$$$ –– WNIT Semifinals, Fayetteville
$$$$ –– WNIT Championship, Fayetteville

YEAR BY YEAR RESULTS

1999–2000
OVERALL: 17–15
SEC: 4–10 (10TH)
HOME: 12–5; ROAD: 4–8; N: 1–2

		UA/OPP RK	TV	W/L	UA	OPP
Sat., 11–20	La.–Monroe	–/–	–	W	85	48
Mon., 11–22	at Missouri	–/–	–	W	83	76
Fri., 11–26	UNC–Wilmington#	–/–	–	W	88	77
Sat., 11–27	at Princeton#	–/–	–	W	87	45
Tues., 11–30	#24 Boston College	–/24	–	W	79	68
Fri., 12–3	at Baylor	–/–	–	W	80	69
Wed., 12–8	SW Missouri	–/–	–	W	64	58
Fri., 12–17	North Texas	–/–	–	W	102	69
Sun., 12–19	Memphis!	–/–	–	L	82	88
Tues., 12–21	at New Mexico	–/–	–	L	66	71
Thurs., 12–30	at Tulsa	–/–	–	W	80	62
Mon., 1–3	George Washington	–/–	–	L	71	83
Mon., 1–10	at #2 Tennessee*	–/2	–	L	69	79
Thurs., 1–13	#17 LSU*	–/17	–	L	69	82
Sun., 1–16	at Kentucky*	–/–	–	L	60	68
Thurs., 1–20	at #22 Miss. St.*	–/22	–	L	56	69
Sun., 1–23	Vanderbilt*	–/–	–	W	61	52
Thurs., 1–27	S. Carolina*	–/–	–	W	87	79
Sun., 1–30	Iowa	–/–	–	W	72	65
Thurs., 2–3	Alabama*	–/–	–	W	66	62
Sun., 2–6	Kentucky*	–/–	–	W	83	70
Thurs., 2–10	at Florida*	–/–	–	L	73	87
Sat., 2–12	at #7 LSU*	–/7	–	L	51	68
Thurs., 2–17	at #13 Auburn*	–/13	–	L	56	73
Sun., 2–20	Georgia*	–/–	–	L	69	72
Thurs., 2–24	#13 Auburn*	–/13	–	L	58	71
Sun., 2–27	at Ole Miss*	–/–	–	L	63	78
Thurs., 3–2	Florida+	–/–	–	L	86	96
We, 3–15	Wichita State$	–/–	–	W	83	63
Sat., 3–18	Missouri$ (OT)	–/–	–	W	89	88
Tues., 3–21	Georgia Tech$$	–/–	–	W	78	67
Sat., 3–25	Florida$$$	–/–	–	L	62	83

* – Southeastern Conference Game
+ – SEC Tournament, Chattanooga, Tenn.
# – Princeton Holiday Classic, Princeton, NJ
! – ALLTEL Arena, North Little Rock, Ark.
$ – WNIT 1st & 2nd Round, Fayetteville
$$ – WNIT Quarterfinals, Fayetteville
$$$ – WNIT Semifinals, Fayetteville

2000–01
OVERALL: 20–13
SEC: 6–8 (6TH)
HOME: 9–3; ROAD: 5–8; N: 6–2

		UA/OPP RK	TV	W/L	UA	OPP
Sat., 11–18	at Memphis	–/–	–	L	58	66
Mon., 11–20	at Missouri	–/–	–	L	67	79
Fri., 11–24	Michigan#	–/–	–	W	78	67
Sat., 11–25	#22 NC State#	–/22	–	L	46	48
Sun., 11–26	@Hawai'i#	–/–	–	W	76	73
Fri., 12–1	Oklahoma St. &	–/–	–	W	69	61
Mon., 12–4	Brigham Young	–/–	–	W	93	73
Thurs., 12–7	at Dayton	–/–	–	W	80	77
Sun., 12–10	Southeastern La.	–/–	–	W	97	40
Thurs., 12–21	Harvard!	–/–	–	W	87	48
Sat., 12–30	TCU	–/–	–	W	81	65
Tu., 1–2	at S. Carolina*	–/–	–	L	49	66
Fri., 1–5	Tulsa	–/–	–	W	101	60
Sun., 1–7	#2 Tennessee*	–/2	–	L	61	76
Thurs., 1–11	at #9 LSU*	–/9	–	L	54	61
Sun., 1–14	Kentucky*	–/–	–	W	69	50
Thurs., 1–18	#21 Miss State*	–/21	–	W	72	45
Sun., 1–21	at #15 Vanderbilt*	–/15	–	W	68	64
Wed., 1–24	at La.–Monroe	–/–	–	W	86	70
Sun., 1–28	Auburn*	–/–	–	W	77	68
Thurs., 2–1	at Alabama*	–/–	–	L	69	74
Sun., 2–4	at Kentucky*	–/–	–	W	84	78
Thurs., 2–8	#6 Florida*	–/6	–	L	64	75
Sun., 2–11	#14 LSU*	–/14	–	L	58	62
Thurs., 2–15	Howard	–/–	–	W	98	69
Sun., 2–18	at #5 Georgia*	–/5	–	L	60	81
Thurs., 2–22	at Auburn*	–/–	–	L	60	68
Sat., 2–24	Ole Miss*	–/–	–	W	82	64
Thurs., 3–1	Miss State+	–/–	–	W	94	76
Fri., 3–2	#10 Florida+	–/10	–	W	78	69
Sat., 3–3	#6 Georgia+	–/6	–	L	44	63
Sat., 3–17	#24 Baylor$	–/24	–	W	68	59
Mon., 3–19	at #5 Duke$$	–/5	–	L	54	75

* – Southeastern Conference Game
+ – SEC Tournament, Memphis, Tenn.
# – Rainbow Wahine, Honolulu, Hawai'i
& –– The Myriad, Oklahoma City, Okla.
! – ALLTEL Arena, North Little Rock, Ark.
$ – NCAA First Round, Durham, N.C.
$$ – NCAA Second Round, Durham, N.C.

2001–02
OVERALL: 20–12 SEC: 7–7
(7TH)
HOME: 12–2; ROAD: 4–9; N: 4–1

		UA/OPP RK	TV	W/L	UA	OPP
Sat., 11–17	La.–Monroe	–/–	–	W	99	47
Tues., 11–20	at Boston College	–/–	–	W	76	60
Fri., 11–23	at SW Missouri	–/–	–	L	48	64
Sun., 11–25	Texas–Arlington!	–/–	–	W	79	48
Sun., 12–2	Memphis	–/–	–	W	85	48
Wed., 12–5	at Tulsa	–/–	–	W	55	52
Fri., 12–7	Northern Iowa	–/–	–	L	63	66
Sun., 12–9	Western Mich. (OT)	–/–	–	W	73	69
Wed., 12–19	Oklahoma St.	–/–	–	W	81	78
Fri., 12–21	Dayton	–/–	–	W	73	55
Sat., 12–29	at TCU	–/–	–	L	58	60
Wed., 1–2	at Brigham Young	–/–	–	W	85	57
Sun., 1–6	at Ole Miss*	–/–	–	L	46	81
Thurs., 1–10	Alabama*	–/–	–	L	70	84
Sun., 1–13	at #9 S. Carolina*	–/9	–	L	66	91
Thurs., 1–17	Kentucky*	–/–	–	W	76	64
Sun., 1–20	at LSU*	–/–	–	L	55	65
Thurs., 1–24	at Miss. State* (OT)	–/–	–	L	82	85
Sun., 1–27	#7 South Carolina*	–/7	–	W	74	46
Thurs., 1–31	#8 Vanderbilt*	–/8	–	W	67	57
Sun., 2–3	at Alabama*	–/–	–	W	72	70
Thurs., 2–7	at #3 Tennessee*	–/3	–	L	65	93
Sun., 2–10	LSU*	–/–	–	W	80	71
Wed., 2–13	Miss. Valley State	–/–	–	W	83	37
Sun., 2–17	Auburn*	–/–	–	W	88	65
Thurs., 2–21	at #16 Florida*	–/16	–	L	58	64
Sun., 2–24	#23 Georgia*	–/23	–	W	66	45
Thurs., 2–28	Ole Miss+	–/–	–	W	78	60
Fri., 3–1	#12 South Carolina+	–/12	–	W	79	61
Sat., 3–2	#6 Vanderbilt+	–/6	–	L	78	81
Sat., 3–15	Clemson$	–/–	–	W	78	68
Mon., 3–17	at #11 Kansas State$$	–/11	–	L	68	82

* – SEC Game
+ – SEC Tournament, Nashville, Tenn.
! – ALLTEL Arena, North Little Rock, Ark.
$ – NCAA First Round, Manhattan, Kan.
$$ – NCAA Second Round, Manhattan, Kan.

YEAR BY YEAR RESULTS

2002–03

OVERALL: 22–11
SEC: 7–7 (7TH) HOME: 12–2; ROAD: 5–6; N: 5–3

		UA/OPP RK	TV	W/L	UA	OPP
Sat., 11–23	Stephen F. Austin [17]	17/–	–	W	78	54
Mon., 11–25	Texas Christian [17]	17/––		W	76	66
Thurs., 11–28	Old Dominion# [17]	17/––		W	54	49
Fri., 11–29	Hampton# [17]	17/–	–	W	78	41
Sat., 11–30	#1 Duke# (OT) [17]	17/1	–	L	72	74
Fri., 12–6	Northwestern St& [13]	13/–	–	W	79	60
Sat., 12–7	at Rice& [13]	13/–	–	W	63	50
Mon., 12–9	Tulsa [13]	13/–	–	W	66	49
Thurs., 12–19	SW Missouri St. [10]	10/––		W	64	46
Sat., 12–28	Western Kentucky [10]	10/–	–	W	71	61
Mon., 12–30	Loyola Marymount [9]	9/–	–	W	87	52
Thurs., 1–2	at Oklahoma St. [9]	9/–	–	L	58	60
Sun., 1–5	Montana St. [11]	11/–	–	W	85	37
Mon., 1–6	La–Lafayette! [11]	11/–	–	W	75	57
Thurs., 1–9	at Memphis [11]	11/–	–	W	78	64
Sun., 1–12	#13 S. Carolina* [11]	11/13	–	W	67	58
Thurs., 1–16	Florida* [10]	10/–	–	W	84	45
Sun., 1–19	#2 LSU* [10]	10/2	–	W	82	72
Thurs., 1–23	at #18 Vanderbilt* [8]	8/18	–	L	59	76
Sun., 1–26	at Auburn* [8]	8/–	–	L	36	64
Thurs., 1–30	#4 Tennessee* [12]	12/4	–	L	79	92
Sun., 2–2	at Alabama* [12]	12/–	–	W	59	58
Sun., 2–9	Ole Miss* [14]	14/–	–	W	62	60
Thurs., 2–13	at Kentucky* [13]	13/–	–	W	70	60
Sun., 2–16	at #15 S. Carolina* [13]	13/15	–	L	59	83
Thurs., 2–20	#16 Miss. State* [15]	15/16	–	L	59	72
Sun., 2–23	at #13 Georgia* [15]	15/13	–	L	60	69
Thurs., 2–27	at #4 LSU* [21]	21/4	–	L	57	70
Sun., 3–2	Alabama* [21]	21/–	–	W	68	57
Thurs., 3–6	Alabama+ [23]	23/–	–	W	53	48
Fri., 3–7	#6 LSU+ [23]	23/6	–	L	72	78
Sun., 3–23	at Cincinnati$ [24]	24/–	–	W	71	57
Tues., 3–25	#5 Texas$$ [24]	24/5	–	L	50	67

[xx] – Arkansas ranking at time of game
* – SEC Game
+ – SEC Tourn., North Little Rock, Ark.
# – Paradise Jam, U.S. Virgin Islands
& – Gene Hackerman Inv., Houston, Texas
! – ALLTEL Arena, NLR, Ark.
$ – NCAA First Round, Cincinnati, Ohio
$$ – NCAA Second Round, Cincinnati, Ohio

2003–04

OVERALL: 16–12 SEC: 5–9 (9TH)
HOME: 7–4; ROAD: 7–7; N: 2–1

		UA/OPP RK	TV	W/L	UA	OPP
Fri., 11–21	at Wichita State	–/–	–	W	81	72
Mon., 11–24	Rice	–/–	–	W	65	46
Fri., 11–28	Oregon State#	–/–	–	W	58	50
Sat., 11–29	at Loyola Marymount#	–/–	–	L	58	64
Wed., 12–3	at Western Kentucky	–/–	–	W	67	65
Sat., 12–6	at #21 TCU (OT)	–/21	–	L	62	67
Tues., 12–9	at Tulsa	–/–	–	W	64	43
Thurs., 12–18	Northwestern State!	–/–	–	W	78	64
Sat., 12–20	at Indiana	–/–	–	W	78	70
Sun., 12–28	at Stephen F. Austin	–/–	–	W	79	61
Tues., 12–30	McNeese State	–/–	–	W	72	52
Fri., 1–2	Memphis	–/–	–	W	79	75
Sun., 1–4	Oklahoma State	–/–	–	W	75	55
Thurs., 1–8	at #5 Tennessee*	–/5	–	L	44	83
Sun., 1–11	Ole Miss*	–/–	–	W	67	61
Sun., 1–18	at South Carolina*	–/–	–	W	66	52
Thurs., 1–22	#12 LSU*	–/12	–	L	65	73
Sun., 1–25	#22 Auburn*	–/22	–	L	44	71
Thurs., 1–29	#24 Vanderbilt*	–/24	–	L	69	74
Sun., 2–1	at Miss. State*	–/–	–	L	55	57
Sun., 2–8	#16 Georgia*	–/16	–	W	71	63
Thurs., 2–12	at #16 LSU*	–/16	–	L	65	92
Sun., 2–15	at Alabama*	–/–	–	L	65	68
Thurs., 2–19	Kentucky*	–/–	–	W	69	58
Sun., 2–22	at Florida*	–/–	–	W	82	68
Thurs., 2–26	#2 Tennessee*	–/2	–	L	71	93
Sun., 2–29	at Ole Miss*	–/–	–	L	73	84
Thurs., 3–4	Miss State+	–/–	–	L	74	79

* – Southeastern Conference Game
+ – SEC Tournament, Nashville, Tenn.
# –– LMU Thanksgiving Classic, Los Angeles, Calif.
! –– Summit Arena, Hot Springs, Ark.

2004–05

OVERALL: 17–14
SEC: 3–11 (11TH)
HOME: 10–4; ROAD: 3–8; N: 4–2

		UA/OPP RK	TV	W/L	UA	OPP
Fri., 11–19	Alabama State	–/–	–	W	74	49
Sun., 11–21	Centenary	–/–	–	W	86	52
Thurs., 11–25	#15 Purdue#	–/15	–	L	51	55
Fri., 11–26	Idaho St#	–/–	–	W	69	59
Sun., 11–28	Western Kentucky	–/–	–	W	83	79
Wed., 12–1	Indiana	–/–	–	W	53	50
Fri., 12–3	Wichita State	–/–	–	W	78	55
Tues., 12–7	at Memphis	–/–	–	W	59	53
Thurs., 12–16	La.–Lafayette!	–/–	–	W	82	68
Tues., 12–21	Oregon	–/–	–	W	65	62
Thurs., 12–30	at #16 Georgia*	–/16	–	L	57	78
Sun., 1–2	at Cincinnati	–/–	–	W	66	54
Thurs., 1–6	Florida*	–/–	–	L	56	68
Sun., 1–9	at Mississippi*	–/–	–	L	73	85
Thurs., 1–13	at #8 Tennessee*	–/8	–	L	54	72
Sun., 1–16	Miss State*	–/–	–	W	83	71
Thurs., 1–20	at #2 LSU*	–/2	–	L	45	91
Sun., 1–23	S. Carolina*	–/–	–	W	61	49
Tues., 1–25	at UM–Kansas City	–/–	–	W	69	46
Sun., 1–30	Mississippi*	–/–	–	L	52	75
Thurs., 2–3	at Auburn*	–/–	–	L	51	62
Thurs., 2–10	Alabama*	–/–	–	W	83	68
Sun., 2–13	Georgia Tech&	–/–	–	W	71	59
Thurs., 2–17	at #22 Vanderbilt*	–/22	–	L	43	78
Sun., 2–20	#6 Tennessee*	–/6	–	L	71	84
Thurs., 2–24	#1 LSU*	–/1	–	L	64	90
Sun., 2–27	at Kentucky*	–/–	–	L	67	73
Thurs., 3–3	Miss St.+	–/–	–	W	80	73
Fri., 3–4	Vanderbilt+	–/–	–	L	60	79
Fri., 3–18	UNLV$	–/–	–	W	61	48
Mon., 3–21	at Arkansas State$$	–/–	–	L	84	98

* – Southeastern Conference Game
+ – SEC Tournament, Nashville, Tenn.
# –– Flint Hills Resources Islander Classic, Corpus Christi, Texas
! –– ALLTEL Arena, N. Little Rock, Ark.
& –– Russell Athletics Shootout, Duluth, Ga.
$ –– WNIT First Round, Fayetteville, Ark.
$$ –– WNIT Second Round, Jonesboro, Ark.

YEAR BY YEAR RESULTS

2005–06
OVERALL: 13–15
SEC: 5–9 T8TH
HOME: 9–4; ROAD: 2–10; N: 2–1

		UA/OPP RK	TV	W/L	UA	OPP
Fri., 11–18	at SMU	–/–	–	W	73	63
Mon., 11–21	Memphis	–/–	–	W	99	53
Fri., 11–25	at Oregon	–/–	–	L	59	70
Sat., 11–26	at Portland St.	–/–	–	L	65	67
Tues., 11–29	Grambling	–/–	–	W	88	69
Thurs., 12–1	Tulsa	–/–	–	L	64	66
Sun., 12–4	UMKC	–/–	–	W	84	57
Tues., 12–6	at Western Kentucky	–/–	–	L	73	89
Thurs., 12–15	Nicholls State!	–/–	–	W	75	40
Sun., 12–18	Texas–Pan American	–/–	–	W	74	44
Wed., 12–21	New Orleans	–/–	–	W	84	46
Thurs., 12–29	Coppin St.#	–/–	–	W	49	33
Fri., 12–30	at Fla. International#	–/–	–	L	54	58
Thurs., 1–5	at Miss. State*	–/–	–	W	66	45
Sun., 1–8	#20 Vanderbilt* (OT)	–/20	–	W	52	51
Thurs., 1–12	Auburn*	–/–	–	W	64	60
Sun., 1–15	at Alabama*	–/–	–	L	73	75
Sun., 1–22	Miss. State*	–/–	–	W	60	58
Thurs., 1–26	#24 Florida*	–/24	–	W	69	63
Sun., 1–29	at S. Carolina*	–/–	–	L	52	61
Thurs., 2–2	#3 LSU*	–/3	–	L	59	93
Sun., 2–5	at #5 Tennessee*	–/5	–	L	37	77
Thurs., 2–9	at #22 Vanderbilt*	–/22	–	L	59	64
Sun., 2–12	Kentucky*	–/–	–	L	50	79
Sun., 2–19	at #2 LSU*	–/2	–	L	42	64
Thurs., 2–23	#13 Georgia*	–/13	–	L	80	86
Sun., 2–26	at Ole Miss*	–/–	–	L	78	85
Thurs., 3–2	Ole Miss +	–/–	–	L	64	94

* – Southeastern Conference Game
+ – SEC Tournament, N. Little Rock, Ark.
# –– FIU Sun & Fun Classic, Miami, Fla.
! –– Summit Arena, Hot Springs, Ark.

2006–07
OVERALL: 18–13
SEC: 3–11 10TH
HOME: 7–6; ROAD: 9–5; N: 2–2

		UA/OPP RK	TV	W/L	UA	OPP
Fri., 11–10	at Clemson	–/–	–	W	75	69
Mon., 11–13	Louisiana–Monroe	–/–	–	W	62	54
Fri., 11–17	at Lipscomb	–/–	–	W	77	39
Sat., 11–18	at Austin Peay	–/–	–	W	58	46
Mon., 11–20	Wichita State	–/–	–	W	80	70
Fri., 11–24	Denver#	–/–	–	W	84	58
Sat., 11–25	at Hawai'i#	–/–	–	W	70	56
Sun., 11–26	#2 North Carolina#	–/2	–	L	69	94
Fri., 12–1	Portland State	–/–	–	W	97	62
Sun., 12–3	Texas Southern	–/–	–	W	90	50
Wed., 12–13	SMU [25]	25/–	–	W	70	58
Sat., 12–16	at Tulsa [25]	25/–	–	W	78	67
Mon., 12–18	at Memphis [24]	24/–	–	W	70	54
Wed., 12–20	Stephen F. Austin! [24]	24/–	–	W	75	54
Thurs., 12–28	Cincinnati [23]	23/–	–	W	94	82
Sat., 12–30	at St. Louis [23]	23/–	–	W	66	59
Thurs., 1–4	at #11 Vanderbilt* [20]	20/11	–	L	61	98
Sun., 1–7	Miss State* [20]	20/–	–	L	73	81
Sun., 1–14	at Auburn* [25]	25/–	–	W	65	62
Thurs., 1–18	Alabama* [RV]	RV/–	–	W	71	63
Sun., 1–21	at Florida*	–/–	–	W	67	57
Thurs., 1–25	at #8 LSU*	–/8	–	L	53	70
Sun., 1–28	#15 Vanderbilt	–/15	–	L	34	61
Thurs., 2–1	at Miss State*	–/–	–	L	75	80
Sun., 2–4	Ole Miss* (2 OT)	–/–	–	L	87	90
Thurs., 2–8	S. Carolina* [FSN]	–/–	FSN	L	69	74
Thurs., 2–15	#7 LSU*	–/7	–	L	65	86
Sun., 2–18	at Kentucky* [FSN]	–/–	FSN	L	60	87
Thurs., 2–22	#2 Tennessee* (OT)	–/2	–	L	68	75
Sun., 2–25	at #11 Georgia*	–	–	L	51	69
Thurs., 3–1	Kentucky+	–/–	–	L	57	72

* – Southeastern Conference Game
+ – SEC Tournament, Duluth, Ga.
# –– Hawaiian Airlines Rainbow Wahine, Honolulu, Hawai'i
! –– Summit Arena, Hot Springs, Ark.

2007–08
OVERALL: 17–13
SEC: 2–12 (H: 1–6; R: 1–6)
HOME: 10–6; ROAD: 2–6; N: 5–1

		UA/OPP RK	TV	W/L	UA	OPP
Sun., 11–11	Lipscomb	–/–	–	W	87	60
Wed., 11–14	Jackson State	–/–	–	W	72	49
Sat., 11–17	Austin Peay	–/–	–	W	61	48
Tues., 11–20	Tulsa	–/–	–	W	69	52
Fri., 11–23	Georgia Southern#	–/–	–	W	77	51
Sat., 11–24	New Orleans#	–/–	–	W	65	44
Wed., 11–28	at Missouri	–/–	–	W	66	53
Sun., 12–2	Clemson	–/–	–	W	79	63
Tues., 12–4	Sam Houston State	–/–	–	W	89	62
Thurs., 12–13	Northwestern State!	–/–	–	W	59	43
Sat., 12–15	St. Louis	–/–	–	W	74	59
Tues., 12–18	Memphis	–/–	–	W	91	66
Fri., 12–29	Delaware&	–/–	–	W	62	49
Sat., 12–30	Marquette&	–/–	–	W	71	69
Sa., 1–5	Texas Tech [25]	25/–	–	W	80	57
Thurs., 1–10	#11 LSU* [20]	20/11	–	L	54	76
Sun., 1–13	at Ole Miss* [20]	20/–	–	L	55	63
Thurs., 1–17	at Alabama*	–/–	–	W	63	49
Sun., 1–20	Florida*	–/–	–	L	74	92
Thurs., 1–24	at #2 Tennessee*	–/2	–	L	55	98
Sun., 1–27	Miss State*	–/–	–	W	56	42
Sun., 2–3	at S. Carolina*	–/–	–	L	50	59
Thurs., 2–7	#24 Georgia*	–/24	–	L	58	72
Sun., 2–10	Auburn*	–/–	–	L	68	73
Sun., 2–17	at Florida*	–/–	–	L	73	75
Thurs., 2–21	#25 Vanderbilt*	–/25	–	L	50	63
Sun., 2–24	Kentucky*	–/–	–	L	56	59
Thurs., 2–28	at #6 LSU*	–/6	–	L	46	83
Sun., 3–2	at Auburn*	–/–	–	L	57	74
Thurs., 3–6	Auburn+	–/–	–	L	51	73

[xx] – Arkansas' ranking at time of game
* – Southeastern Conference Game
+ – SEC Tournament, Nashville, Tenn.
# – UTSA Thanksgiving Classic, San Antonio, Texas
& – Dartmouth Tournament, Hanover, N.H.
! –– Summit Arena, Hot Springs, Ark.

YEAR BY YEAR RESULTS

2008–09
OVERALL: 18–14
SEC: 6–8 (H: 3–4; R: 3–4) HOME: 12–5; ROAD: 4–7; N: 2–2

		UA/OPP RK	TV	W/L	UA	OPP
Sat., 11–15	La–Monroe	–/–	–	W	77	38
Wed., 11–19	High Point	–/–	–	W	63	46
Fri., 11–21	SMU	–/–	–	W	78	69
Sun., 11–23	Northwestern	–/–	–	W	60	44
Fri., 11–28	Oregon State#	–/–	–	L	56	69
Sat., 11–29	Pacific#	–/–	–	W	78	61
Wed., 12–3	at Memphis	–/–	–	W	76	69
Sat., 12–5	Miss. Valley State&	–/–	–	W	79	46
Sun., 12–6	Kansas State&	–/–	–	L	56	65
Tues., 12–9	North Dakota	–/–	–	W	85	73
Thurs., 12–18	Dartmouth	–/–	–	W	66	57
Sun., 12–21	Missouri	–/–	–	L	55	56
Mon., 12–29	Western Illinois	–/–	–	W	70	53
Wed., 12–31	Stetson	–/–	–	W	85	44
Sat., 1–3	at Texas Tech	–/–	–	L	60	75
Thurs., 1–8	LSU*	–/–	–	L	42	62
Sun., 1–11	at Kentucky*	–/–	–	L	63	72
Sun., 1–18	#6 Auburn*	–/6	–	L	61	70
Thurs., 1–22	#10 Tennessee*	–/10	–	L	67	76
Sun., 1–25	at Miss State*	–/–	–	W	65	62
Thurs., 1–29	at #20 Vanderbilt* (OT)	–/20	–	L	61	72
Sun., 2–1	#12 Florida*	–/12	–	L	78	94
Thurs., 2–5	at LSU*	–/–	–	L	53	68
Sun., 2–8	at Georgia*	–/–	–	W	77	64
Thurs., 2–12	S. Carolina*	–/–	–	W	58	54
Sun., 2–15	Ole Miss*	–/–	–	W	70	59
Thurs., 2–19	at #15 Florida*	–/15	–	W	83	74
Sun., 2–22	Alabama*	–/–	–	W	74	69
Sun., 3–1	at #3 Auburn*	–/3	–	L	57	94
Thurs., 3–5	Ole Miss+	–/–	–	L	60	65
Mo, 3–23	Okla. State! (OT)	–/–	–	W	61	60
Thurs., 3–36	at Kansas$	–/–	–	L	59	75

* – Southeastern Conference Game
+ – SEC Tournament, North Little Rock, Ark.
# – Junkanoo Jam, Freeport Division Grand Bahama Island
& – Commerce Bank Wildcat Classic, Manhattan, Kan.
$ – WNIT Tournament (Lawrence, Kan.)

2009–10
OVERALL: 12–18 SEC: 4–12
HOME: 5–7; ROAD: 3–8; N: 4–3

		UA/OPP RK	TV	W/L	UA	OPP
Sun., 11–15	Alcorn State #	–/–	–	W	87	78
Wed., 11–18	at SMU	–/–	–	L	71	76
Sun., 11–22	East Tennessee St.	–/–	–	W	95	78
Thurs., 11–26	Iona!	–/–	–	W	66	60
Fri., 11–27	Western Kentucky!	–/–	–	W	69	51
Wed., 12–2	Kansas State	–/–	–	W	60	58
Sat., 12–5	at #18 Oklahoma (OT)	–/18	–	L	86	87
Tues., 12–8	Coppin State	–/–	–	W	72	51
Thurs., 12–7	at Northwestern (Ele Day)	–/–	–	L	55	67
Sat., 12–19	DePaul#	–/–	–	L	45	46
Sun., 12–20	UTSA#	–/–	–	L	55	71
Mon., 12–21	VCU#	–/–	–	W	68	58
Tues., 12–29	Sam Houston State	–/–	–	W	106	78
Sun., 1–3	Florida*	–/–	–	L	53	59
Thurs., 1–7	#11 LSU*	–/11	–	L	38	65
Sun., 1–10	at Ole Miss*	–/–	–	L	71	86
Thurs., 1–14	Miss State*	–/–	–	L	60	78
Sun., 1–17	#6 Georgia*	–/6	–	L	63	73
Thurs., 1–21	at #25 Kentucky*	–/25	–	L	52	69
Sun., 1–24	at Alabama* (OT)	–/–	COX	W	66	62
Sun., 1–31	#25 Vanderbilt*	–/25	–	L	61	67
Thurs., 2–4	at #5 Tennessee*	–/5	FSN	L	57	74
Sun., 2–7	#18 Kentucky*	–/18	–	L	57	71
Thurs., 2–11	at Auburn*	–/–	–	W	73	58
Sun., 2–14	at S. Carolina*	–/–	ESPN2	W	72	68
Thurs., 2–18	Ole Miss*	–/–	–	W	67	59
Sun., 2–21	Alabama*	–/–	–	L	58	69
Thurs., 2–25	at #20 LSU*	–/20	COX	L	53	70
Sun., 2–28	at #24 Georgia*	–/24	SECN	L	48	69
Thurs., 3–4	Vanderbilt+1 (OT)	–/–	FSN	L	64	65

* – Southeastern Conference Game
+ – SEC Tournament, Duluth, Ga.
# – Hot Springs, Ark.
! – Caribbean Challenge (Cancun, Mexico)
– Duel in the Desert (Las Vegas, Nev.)

2010–11
OVERALL: 22–12
SEC: 6–10
HOME: 12–6; ROAD: 9–5; N: 1–1

		UA/OPP RK	TV	W/L	UA	OPP
Fri., 11–12	Florida A&M (Ele Day)	–/–	–	W	71	62
Sun., 11–14	Davidson	–/–	–	W	68	55
Wed., 11–17	Miss. Valley State	–/–	–	W	55	54
Sun., 11–21	Middle Tennessee State	–/–	–	W	77	50
Tues., 11–23	Tennessee State	–/–	–	W	71	50
Fri., 11–26	High Point!	–/–	–	W	82	63
Sat., 11–27	at UTEP!	–/–	–	W	59	56
Wed., 12–1	at Texas Arlington	–/–	–	W	57	54
Sat., 12–4	at Utah	–/–	–	W	65	54
Thurs., 12–16	Oral Roberts	–/–	–	W	80	63
Sun., 12–19	#12 Oklahoma	–/12	COX	W	67	57
Tues., 12–28	Furman (22/24)	22/24/–	–	W	88	47
Sun., 1–2	at Fla.* (SUN) [22/24]	22/24/–	–	L	53	64
Thurs., 1–6	#10/11 KY * [25]	25/10	–	W	78	67
Sun., 1–9	at Miss State *[25]	25/–	FSN	W	61	56
Thurs., 1–13	Georgia * [20/23]	20/23/–	–	L	56	59
Sun., 1–16	at Alabama * (20/23)	20/23/–	–	W	57	53
Thurs., 1–20	at Vanderbilt * [23/24]	23/24/–	–	L	54	65
Sun., 1–23	Ole Miss* (23/24)	23/24/–	–	L	65	69
Thurs., 1–27	at LSU * [rv/rv]	RV/–	–	W	53	45
Sun., 1–30	#5 Tennessee*	–/5	SECN	L	53	72
Thurs., 2–3	at #24 Ga. * (OT)	–/24	COX	L	54	57
Sun., 2–6	S. Carolina *	–/–	ESPNU	L	62	64
Sun., 2–13	Auburn *	–/–	ESPN2	L	59	64
Thurs., 2–17	at Ole Miss *	–/–	COX	W	56	53
Sun., 2–20	LSU *	–/–	–	W	42	40
Thurs., 2–24	at #20 Kentucky*	–/20	FSN	L	54	55
Sun., 2–27	Alabama *	–/–	–	L	79	92
Sun., 3–6	Florida–+	–/–	FSN	L	59	68
Thurs., 3–10	SIU–Edwardsville	–/–	–	W	78	61
Thurs., 3–17	Lamar–$	–/–	–	W	91	65
Sun., 3–20	at Missouri State–$$	–/–	–	W	65	64
Wed., 3–23	at ORU–$$$	–/–	–	W	78	59
Sun., 3–27	at Illinois State–$$$$	–/–	–	L	49	60

[xx] – Arkansas' ranking at time of game
* – Southeastern Conference Game
+ – SEC Tournament, Nashville, Tenn.
1–FSN; 2–COX; 3–ESPN2; 4–SEC Network; 5–ESPNU
!–UTEP Thanksgiving Tournament (El Paso, Texas)
$–WNIT 1st Round, Fayetteville || $$–WNIT 2nd Round, Springfield, Mo.
$$$–WNIT 3rd Round, Tulsa, Okla.
$$$$–WNIT Quarterfinals, Normal, Ill.

YEAR BY YEAR RESULTS

2011-12
OVERALL: 24-9
SEC: 10-6 HOME: 14-2; ROAD: 6-5; N: 4-2

		UA/OPP RK	TV	W/L	UA	OPP
Fri., 11-11	vs. Minnesota!	-/-	-	L	60	68
Sat. 11-12	vs. South Florida! (OT)	-/-	-	W	65	61
Sun., 11-13	vs. #13 Fla State! (OT)	-/13	-	W	55	52
Wed. 11-16	TX-Arlington [rv] (Ele Day)	-/-	-	W	57	34
Sun., 11-20	Utah [rv]	RV/-	-	W	57	56
Fri., 11-25	Grambling State [rv]	RV/-	-	W	69	49
Sat., 12-3	at MTSU [rv]	RV/-	-	W	59	53
Tues., 12-6	SFA [rv]-1	RV/-	CST	W	61	46
Sat., 12-10	Oral Roberts [rv]	RV/-	-	W	65	37
Mon., 12-19	Morgan State [rv]	RV/-	-	W	81	50
Wed., 12-21	Texas Southern [rv]	RV/-	-	W	86	41
Wed., 12-28	Miss Valley St. [rv]	RV/-	-	W	59	40
Sun., 1-1	at #17-15 Georgia*	-/17	-	L	57	67
Thurs., 1-5	at #11-9 Ky*	-/11	UKTV	L	72	84
Sun., 1-8	#6-7 Tennessee*	-/6	ESPNU	L	38	69
Thurs., 1-12	at Ole Miss*	-/-	-	L	54	60
Sun., 1-15	Auburn*	-/-	FSN	W	59	39
Thurs., 1-19	#25-22 Vanderbilt*	-/25	-	W	69	47
Sun., 1-22	at LSU*	-/-	FSN	W	72	52
Thurs., 1-26	at Miss State* [rv]	RN/-	-	W	51	35
Sun., 1-29	Florida* [rv] (2OT)	RV/-	-	W	73	72
Thurs., 2-2	Alabama* [rv]	RV/-	-	W	70	52
Thurs., 2-9	#24-24 So. Carolina* [rv]	RV/24	-	W	68	47
Sun., 2-12	at Auburn* (Pink) [rv]	RV/-	ESPN2	W	51	48
Thurs., 2-16	LSU*-1 (PINK) [rv]	RV/-	CST	L	42	50
Sun., 2-19	Miss State* (SR)	RV/-	-	W	67	53
Thurs., 2-23	at #6-7 Tenn* [rv] (OT)	RV/6	FSS	W	72	71
Sun., 2-26	at So. Carolina*[rv]	RV/-	SECN	L	47	53
Sat., 3-1	Ole Miss [rv]+	RV/-	-	W	67	47
Sun., 3-2	LSU [rv]+	RV/-	-	L	40	41
Thurs., 3-8	at SIU-Edwardsville	-/-	-	W	75	37
Sat., 3-17	Dayton$	-/-	-	W	72	55
Mon., 3-19	at #22/14 Texas A&M$	-/22	-	L	59	61

* - Southeastern Conference Game
! - WBI Tip Off Classic, Daytona Beach, Fla.
+ - SEC Tournament, Nashville, Tenn.
$ - NCAA Tournament

2012-13
OVERALL: 20-13
SEC: 6-10
HOME: 12-6; ROAD: 7-5; N: 1-2

		UA/OPP RK	TV	W/L	UA	OPP
Sun., 11-9	Jackson State[rv] (Ele Day)	-/-	-	W	97	58
Fri., 11-15	at Tulsa[rv] (OT)	RV/-	-	W	64	56
Thurs., 11-19	at Oral Roberts	-/-	-	W	80	57
Mon., 11-23	vs. #13 Oklahoma!	-/13	-	L	70	73
Fri., 11-24	at Hawai'i!	-/-	-	W	83	68
Sat., 11-25	vs. Oregon!	-/-	-	W	79	67
Sun., 11-29	Texas Southern	-/-	-	W	72	50
Thurs., 12-2	Pepperdine	-/-	-	W	64	39
Sun. 12-6	# 17/17 Kansas[rv]	RV/17	CST	W	64	56
Thurs., 12-16	at Furman[rv]	RV/-	-	W	73	38
Wed., 12-19	Miss Valley St.[rv]	RV/-	-	W	99	42
Fri., 12-21	Northwestern St.[rv]	RV/-	-	W	80	41
Fri.,12-28	Coppin State [#25]	25/-	-	W	71	57
Thurs., 1-3	at Auburn* [#23]	23/-	-	L	47	50
Sun., 1-6	#24/22 TA&M* [#23]	23/-	FSS	L	51	63
Thurs., 1-10	LSU*[rv]	RV/-	-	W	63	54
Sun., 1-13	at Vanderbilt*[rv]	RV/-	-	L	58	78
Thurs., 1-17	#13/12 Georgia*[rv]	RV/13	-	L	54	57
Thurs., 1-24	at Missouri*[rv]	RV/-	-	W	58	50
Sun., 1-27	#14/18 S Carolina [rv]	RV/14	-	L	40	43
Thurs., 1-31	at Ole Miss*	-/-	-	W	77	66
Sun., 2-3	at Miss State*	-/-	FSS	L	44	47
Thurs., 2-7	#10/8 Kentucky* (OT)	-/-	-	L	74	80
Sun., 2-10	at Alabama* (3OT)	-/-	-	W	91	80
Sun., 2-17	Missouri*	-/-	CST	W	61	40
Thurs., 2-21	at #13/12 Georgia*	-/13	FSS	L	34	66
Sun., 2-24	#11/10 Tennessee*	-/11	SECN	L	54	60
Thurs., 2-28	at Florida*	-/-	SUN	L	58	69
Sun., 3-3	Ole Miss*	-/-	-	W	93	52
Thurs., 3-7	Florida+	-/-	ESPN2	L	59	64
Thurs., 3-14	SIU-Edwardsville	-/-	-	W	63	41
Thurs., 3-21	Memphis$	-/-	-	W	67	57
Sun., 3-24	Tulane$	-/-	-	L	48	60

* - Southeastern Conference Game
! - Marriott Wikiki Beach Classic, Honolulu, Hawai'i
+ - SEC Tournament, Duluth, Ga.
$ - WNIT Tournament, Fayetteville, Ark.

2013-14
OVERALL: 19-11
SEC: 6-10
HOME: 14-4; ROAD: 3-6, N: 2-1

		UA/OPP RK	TV	W/L	UA	OPP
Sun., 11-3	Missouri Southern (Exh.)	-/-	-	W	70	61
Fri., 11-8	SHSU (Ele Day)	-/-	-	W	81	45
Wed., 11-13	Oral Roberts	-/-	-	W	91	33
Sat., 11-16	Furman	-/-	-	W	74	45
Tues., 11-19	RV Middle Tennessee St	-/RV	-	W	66	51
Fri., 11-22	Missouri State	-/-	-	W	78	44
Sun., 11-24	Western Michigan [rv]	RV/-	-	W	61	46
Fri., 11-29	Southeast Missouri! [rv]	RV/-	-	W	88	37
Sat., 11-30	Binghamton! [rv]	RV/-	-	W	72	23
Wed., 12-4	at Kansas [rv/rv]	RV/-	-	W	64	53
Sat., 12-7	Northwestern St [rv/rv]	RV/-	-	W	74	53
Tues., 12-10	Tulsa [rv/rv]	RV/-	CST	W	81	43
Fri., 12-20	Tennessee Tech [rv/rv]	RV/-	-	W	79	53
Sat., 12-28	MVSU [rv/rv]	RV/-	-	W	100	54
Thurs., 1-2	#13/12 S. CAROLINA* [rv/rv]	RV/13	-	L	51	55
Sun., 1-5	at MISSOURI* [rv/rv]	RV/-	-	W	69	66
Thurs., 1-9	at RV FLORIDA* [rv/25]	RV/RV	-	L	52	59
Sun., 1-12	MISS STATE* [rv/25]	RV/-	-	L	50	54
Thurs., 1-16	at GEORGIA*	-/-	CSS	L	58	60
Sun., 1-19	OLE MISS*	-/-	CST	W	68	65
Sun., 1-26	at #8/9 KENT*	-/8	FSN	L	58	68
Thurs., 1-30	at #10/10 TENN*	-/10	FSN	L	60	70
Sun., 2-2	AUBURN*	-/-	-	L	48	56
Thurs., 2-6	FLORIDA*	-/-	-	W	55	49
Sun., 2-9	at #6/7 SOUTH CAROLINA*	-/6	-	L	49	67
Thurs., 2-13	ALABAMA*	-/-	-	W	75	55
Thurs., 2-20	RV/#25 VANDERBILT*	-/RV	-	L	50	56
Sun., 2-23	at #19/18 LSU*	-/19	CST	W	57	53
Thurs., 2-27	at #17/16 TEXAS A&M*	-/17	-	L	54	77
Sun., 3-2	MISSOURI*	-/-	-	W	72	70
Wed., 3-5	Ole Miss+	-/-	FSS	L	62	63

* - Southeastern Conference Game
! - New Mexico Thanksgiving Tournament, Albuquerque, N.M.
+ - SEC Tournament, Duluth, Ga.

YEAR BY YEAR RESULTS

2014–15
OVERALL: 18–14
SEC: 6–10
HOME: 8–6; ROAD: 5–7, N: 5–1

		UA/OPP RK	TV	W/L	UA	OPP
Fri., 11–14	NICHOLLS (Ele Day)	–/–	SECN+	W	63	52
Sun., 11–16	SAVANNAH STATE	–/–	SECN+	W	75	46
Sun., 11–20	at Middle Tennessee	–/–	–	W	58	51
Sun. 11–23	NORTHWESTERN STATE	–/–	SECN+	W	78	30
Fri., 11–28	vs #17/16 Iowa–!	–/17	–	W	77	67
Sat., 11–29	vs Richmond–!	–/–	–	W	74	55
Thurs., 12–4	S DAKOTA STATE (OT)	–/–	SECN+	L	75	80
Sun., 12–7	#18/20 RUTGERS	–/18	SECN+	L	52	64
Wed., 12–10	at Missouri State	–/–	–	W	59	50
Sun., 12–14	at Tulsa	–/–	CST	W	64	53
Sun., 12–21	vs Oklahoma#	–/–	SECN	W	71	64
Mon. 12–29	GRAMBLING STATE	–/–	SECN+	W	77	35
Fri., 1–2	at Ole Miss*	–/–	SECN+	L	57	71
Sun., 1–4	#5/8 TEXAS A&M*	–/5	–	L	50	52
Thurs., 1–8	at #14/15 Miss State*	–/14	–	L	57	72
Sun., 1–11	#7/8 TENNESSEE*	–/7	–	L	51	60
Sun., 1–18	MISSOURI*	–/–	–	W	73	55
Thurs., 1–22	at Vanderbilt*	–/–	SECN+	L	53	55
Sun., 1–25	at Florida*	–/–	–	L	58	72
Thurs., 1–29	AUBURN*	–/–	SECN+	W	52	47
Thurs., 2–01	at Alabama*	–/–	SECN+	W	53	42
Mon., 2–09	#24/21 GEORGIA*	–/24	–	W	54	48
Thurs., 2–12	at #15/16 Texas A&M*	–/15	–	L	55	59
Sun., 2–15	at AUBURN*	–/–	–	W	54	36
Thurs., 2–19	#2/2 SO CAROLINA*	–/2	–	L	56	73
Sun., 2–22	LSU*	–/–	–	W	63	41
Thurs., 2–26	#13/15 KENTUCKY*	–/13	SENC+	L	51	56
Sun., 3–1	at Missouri*	–/–	SECN+	L	41	57
Thurs., 3–5	vs Ole Miss+	–/–	SECN	W	72	61
Fri., 3–6	vs #3/3 So Carolina+	–/3	SECN	L	36	58
Fri., 3–20	vs #22/25 Northwestern$	–/22	ESPN2	W	57	55
Sun., 3–22	at #5/6 Baylor$	–/5	ESPN2	L	44	73

* – Southeastern Conference Game
! – South Point Thanksgiving Shootout, Las Vegas, Nev.
– SEC/Big 12 Challenge, North Little Rock, Ark.
+ – SEC Tournament, North Little Rock, Ark.
$ – NCAA Tournament, Waco, Texas

2015–16
OVERALL: 12–18
SEC: 7–9
HOME: 11–4; ROAD: 1–10, N: 0–4

		UA/OPP RK	TV	W/L	UA	OPP
Fri., 11–13	SE LOUISIANA (Elem Day)	–/–	SECN+	W	97	53
Sun., 11–15	SHSU	–/–	SECN+	W	67	47
Wed., 11–18	at South Dakota State	–/–	–	L	69	76
Mon., 11–23	TULSA	–/–	SECN+	L	67	74
Fri., 11–27	vs Louisiana!	–/–	–	L	59	67
Sat., 11–28	vs #7 Oregon State!	–/7	–	L	47	63
Wed., 12–2	MISSOURI STATE	–/–	SECN+	L	54	69
Sun., 12–6	at Rutgers	–/–	–	L	40	60
Thurs., 12–10	ORU	–/–	SECN	W	65	50
Sun., 12–13	at Butler	–/–	–	L	57	63
Sun., 12–20	vs #5/6 Texas–#	–/5	FSN	L	50	61
Mon., 12–28	MISS VALLEY STATE	–/–	SECN+	W	86	46
Wed., 12–30	NEW ORLEANS	–/–	SECN+	W	73	41
Sun., 1–3	at #2/2 South Carolina*	–/2	ESPNU	L	32	85
Thurs., 1–7	#13/10 TEXAS A&M*	–/13	SECN+	W	67	61
Sun., 1–10	at #5/6 Miss State*	–/5	SECN+	L	55	80
Thurs., 1–14	#13/15 TENNESSEE*	–/13	SECN	W	64	59
Sun., 1–17	#24 MISSOURI*	–/24	SECN	W	64	52
Thurs., 1–21	at LSU*	–/–	SECN+	W	48	44
Sun., 1–24	at Auburn*	–/–	SECN	Lot	60	71
Thurs., 1–28	FLORIDA*	–/–	SECN+	Lot	66	71
Sun., 1–31	#13 MISSISSIPPI STATE*	–/13	SECN+	L	55	65
Thurs., 2–4	at #23 Tennessee*	–/23	SECN+	L	57	75
Mon., 2–8	VANDERBILT*	–/–	SECN	W	57	56
Sun., 2–14	at Missouri* (Pink)	–/–	SECN+	L	48	69
Thurs., 2–18	ALABAMA* (Pink)	–/–	SECN+	W	69	67
Sun., 2–21	at #16/16 KY* (Pink)	–/16	SECN	L	63	77
Thurs., 2–25	at Georgia*	–/–	SECN+	L	57	72
Sun., 2–28	OLE MISS*	–/–	SECN	W	60	49
Thurs., 3–3	vs TENNESSEE+	–/–	SECN	L	51	68

*–Southeastern Conference Game
! – San Juan Shootout, San Juan, Puerto Rico
– Big 12/SEC Challenge, Oklahoma City, Okla.
+ – SEC Tournament, Jacksonville, Fla.

2016–17
OVERALL: 13–17
SEC: 2–14
HOME: 9–8; ROAD: 2–8, N: 2–1

		UA/OPP RK	TV	W/L	UA	OPP
Thurs., 11–3	OKLA. BAPTIST (EXH)	–/–		W	79	32
Fri., 11–11	SHSU (Elem Day)	–/–	SECN+	W	71	39
Sun., 11–13	LOUISIANA–MONROE	–/–		W	92	46
Thurs., 11–17	SOUTH DAKOTA	–/–	SECN+	W	70	67
Mon., 11–21	STETSON	–/–	SECN+	W	79	62
Fri., 11–25	vs. Memphis!	–/–		W	91	61
Sat., 11–26	vs. Navy!	–/–		W	70	67
Wed., 11–30	at Tulsa	–/–	CST	W	57	50
Sat., 12–3	TEXAS TECH#	–/–	SECN	W	66	60
Wed., 12–7	BUTLER	–/–	SECN+	W	68	50
Sun., 12–11	at Missouri State	–/–	ESPN3	L	62	64
Sun., 12–18	NORTHWESTERN STATE	–/–	SECN+	W	65	36
Wed., 12–21	ORAL ROBERTS	–/–	SECN+	L	60	70
Wed., 12–28	HOUSTON BAPTIST	–/–	SECN+	W	101	40
Sun., 1–1	at Ole Miss*	–/–	SECN	L	64	73
Thurs., 1–5	MISSISSIPPI STATE*	–/4	SECN+	L	51	59
Sun., 1–8	LSU *	–/–	SECN+	L	52	53
Thurs., 1–12	at Texas A&M*	–/–	SECN+	L	65	90
Sun., 1–15	at Alabama*	–/–	SECN	W	68	50
Thurs., 1–19	VANDERBILT*	–/–	SECN+	W	59	56
Mon., 1–23	MISSOURI*	–/–	SECN	L	46	60
Sun., 1–29	at LSU*	–/–	SECN	L	46	53
Thurs., 2–2	GEORGIA*	–/–	SECN+	L	66	69
Sun., 2–5	SOUTH CAROLINA*	–/4	ESPN2	L	49	79
Thurs., 2–9	at Florida*	–/–	SECN+	L	53	57
Sun., 2–12	at Missouri*	–/–	SECN	L	56	67
Thurs., 2–16	KENTUCKY*	–/–	SECN+	L	62	69
Sun., 2–19	at Tennessee*	–/–	SECN	L	46	59
Thurs., 2–23	at Vanderbilt*	–/–	SECN+	L	64	66
Sun., 2–26	AUBURN*	–/–	SECN	L	64	70
Thurs., 3–1	Florida+	–/–	SECN	L	61	71

*–Southeastern Conference Game
! – Nugget Classic, Reno, Nev.
– Big 12/SEC Challenge, Fayetteville, Ark.
+ – SEC Tournament, Jacksonville, Fla.

YEAR BY YEAR RESULTS

2017–18
OVERALL: 13–18
SEC: 3–13
HOME: 8–7; ROAD: 3–10, N: 2–1

		UA/OPP RK	TV	W/L	UA	OPP
Thurs., 11–2	Northeastern St (Exh)	–/–	–	W	82	74
Fri., 11–10	Sam Houston State	–/–	SECN+	W	65	54
Sun., 11–12	Samford	–/–	SECN+	W	84	63
Thurs., 11–16	at RV Nebraska	–/–	BTN	L	69	80
Mon., 11–20	at Oral Roberts	–/–	CST	W	77	66
Fri., 11–24	UTEP!	–/–	–	L	61	64
Sat., 11–25	New Mexico State!	–/–	–	W	69	60
Wed., 11–29	Abilene Christian	–/–	SECN+	W	79	65
Sun., 12–3	at Kansas#	–/–	JTV	L	60	71
Thurs., 12–7	Charlotte	–/–	SECN+	W	73	72
Sun., 12–10	Tulsa	–/–	SECN+	W	67	41
Sun., 12–17	UT Arlington	–/–	SECN+	W	91	57
Thurs., 12–21	at RV/RV Arizona St.	–/rv	–	L	43	89
Thurs., 12–28	Grambling State	–/–	SECN+	W	79	2
Sun., 12–31	Ole Miss*	–/–	SECN+	W	73	72
Thurs., 1–4	at #5/3 Miss State*	–/5	SECN	L	69	111
Sun., 1–7	–/rv Alabama*	–/rv	SECN	L	76	83
Thurs., 1–11	at rv/rv Georgia*	–/rv	SECN+	L	65	78
Sun., 1–14	at Auburn*	–/–	SECN	W	68	58
Thurs., 1–18	Florida*	–/–	SECN	L	51	65
Sun., 1–21	at No. 11 Missouri* (WBP)	–/11	SECN	L	54	88
Thurs., 1–25	at No. 9/7 S Carolina*	–/9	SECN	L	42	90
Mon., 1–29	Kentucky*	–/–	SECN	L	65	76
Sun., 2–4	at Alabama*	–/–	SECN	W	74	66
Thurs., 2–8	No. 11 Tennessee*	–/11	SECN+	L	85	90
Sun., 2–11	No. 13 Missouri*	–/13	SECN	L	58	84
Thurs., 2–15	at Kentucky*	–/–	SECN+	L	57	78
Sun., 2–18	LSU*> (Senior Day) (Pink)	–/–	SECN+	L	57	62
Thurs., 2–22	No. 17 Texas A&M*	–/17	SECN+	L	60	104
Sun., 2–25	at Vanderbilt*	–/–	SECN+	L	73	78
Wed., 2–28	Vanderbilt–$	–/–	SECN	W	88	76
Thurs., 3–1	No. 15 Texas A&M–S	–/15	SECN	L	52	82

*–Southeastern Conference Game
! – UTEP Thanksgiving Tournament
– Big 12/SEC Challenge, Lawrence, Kan.
+ – SEC Tournament, Nashville, Tenn.

2018–19
OVERALL: 22–15
SEC: 6–10
HOME: 11–7; ROAD: 7–6, N: 4–2

	UA/OPP RK	TV	W/L	UA	OPP
Mon., 10–29	Southwest Baptist (Exh)	–/–	W	115	53
Thurs., 11–1	E Central University	–/–	W	101	46
Fri., 11–9	Northwestern State	–/–	SECN+	W	98	53
Thurs., 11–14	at UT Arlington	–/–	–	W	66	65
Sun., 11–18	Arizona State	–/–	SECN	L	85	88
Fri., 11–23	at Tennessee State!	–/–	–	W	79	55
Sat., 11–24	Pittsburgh!	–/–	–	L	54	61
Sun., 11–25	Wisconsin!	–/–	–	W	69	68
Wed., 11–28	Oral Roberts	–/–	SECN+	W	74	61
Sun., 12–2	at Iowa State#	–/–	–	L	82	91
Tues., 12–4	Tennessee Tech	–/–	SECN+	W	65	42
Sat., 12–8	at Abilene Christian	–/–	–	W	80	68
Sun., 12–16	Prarie View A&M	–/–	SECN+	W	71	44
Tues., 12–18	Nebraska	–/–	SECN+	W	84	80
Thurs., 12–20	at Tulsa	–/–	SECN+	W	61	59
Sun., 12–30	Jackson State		SECN+	W	76	57
Thurs., 1–3	Mississippi State*	7/6	SECN	L	69	93
Sun., 1–6	at Ole Miss*		SECN	W	85	55
Thurs., 1–10	at Missouri*	–/–	SECN+	L	53	71
Sun., 1–13	Vanderbilt*	–/–	SECN+	W	83	62
Mon., 1–21	at Tennessee*	–/–	SECN	W	80	79
Thurs., 1–24	Alabama*	–/–	SECN+	W	72	61
Sun., 1–27	at Florida (WBP)*	–/–	SECN+	W	83	73
Thurs., 1–31	Georgia*	–/–	SECN+	L	72	80
Sun., 2–3	S Carolina*	16/16	SECN	L	79	87
Thurs., 2–7	at LSU*	–/–	SECN	L	34	71
Sun., 2–10	Auburn*	–/–	SECN	L	72	75
Sun., 2–17	at Kentucky*	17/17	SECN+	L	59	61
Thurs., 2–21	at Georgia*	–/–	SECN+	L	83	93
Sun., 2–24	Ole Miss (Senior Day)*	–/–	SECN	W	73	61
Thurs., 2–28	Missouri*	–/–	SECN	L	67	73
Sun., 3–3	at Texas A&M	19/19	SECN	L	53	66
Thurs., 3–7	Georgia+	–/–	SECN	W	86	76
Fri., 3–8	South Carolina	12/12	SECN	W	95	89
Sat., 3–9	Texas A&M	15/18	SECN	W	58	51
Sun., 3–10	Mississippi State	5/5	ESPN2	L	70	101
Thurs., 3–21	Houston^	–/–	–	W	88	80
Sun., 3–24	UAB^	–/–	–	W	100	52
Thurs., 3–28	TCU^	–/–	_	L	78	82

*–Southeastern Conference Game
! – Music City Challenge
– Big 12/SEC Challenge, Lawrence, Kan.
+ – SEC Tournament, Greenville, S.C.\
^ – WNIT

ALL TIME RESULTS

ABILENE CHRISTIAN ---------- 2–0
Games: 1
Fayetteville: 1–0
Abilene: 1–0
Neutral: 0–0

11/29/2017	AR	79	ABU	65	Fayetteville
12/8/2018	AR	80	ABU	68	Abilene

AKRON ---------- 1–0
Games: 1
Fayetteville: 0–0
Akron: 0–0
Neutral: 1–0

11/27/1987	AR	70	Akron	62	Lawrence, Kan.

ALABAMA–BIRMINGHAM ---------- 1–1
Games: 2
Fayetteville: 1–0
Birmingham: 0–1
Neutral: 0–0

1/16/1981	AR	48	UAB	82	Birmingham
3/24/2019	AR	100	UAB	52	Fayetteville

ALABAMA ---------- 23–15
Games: 37 SEC: Arkansas leads 21–15
Fayetteville: 12–6
Tuscaloosa: 10–7
Neutral: 1–2

1/26/1980	AR	68	Alabama	54	Fayetteville
1/17/1981	AR	65	Alabama	70	Tuscaloosa
2/22/1992	AR	76	Alabama	80	Fayetteville
2/20/1993	AR	56	Alabama	66	Tuscaloosa
2/2/1994	AR	82	#15 Alabama	75	Fayetteville
12/6/1994	AR	79	#6 Alabama	93	Tuscaloosa
3/4/1995	#16 AR	72	#16 Alabama	86	Chattanooga
1/4/1996	#18 AR	85	#19 Alabama	92 (OT)	Fayetteville
2/6/1997	#17 AR	61	#7 Alabama	102	Tuscaloosa
3/1/1997	AR	63	#7 Alabama	85	Chattanooga
1/11/1998	AR	102	Alabama	90 (OT)	Fayetteville
2/18/1999	AR	77	#25 Alabama	73	Tuscaloosa
2/3/2000	AR	66	Alabama	62	Fayetteville
2/1/2001	AR	69	Alabama	74	Tuscaloosa
1/10/2002	AR	70	Alabama	84	Fayetteville
2/3/2002	AR	72	Alabama	70	Tuscaloosa
2/2/2003	#12 AR	59	Alabama	58	Tuscaloosa
3/2/2003	#21 AR	68	Alabama	53	Fayetteville
3/6/2003	#23 AR	53	Alabama	48	N. Little Rock
2/15/2004	AR	65	Alabama	68	Tuscaloosa
2/10/2005	AR	83	Alabama	68	Fayetteville
1/15/2006	AR	73	Alabama	75	Tuscaloosa
1/18/2007	AR	71	Alabama	63	Fayetteville
1/17/2008	AR	63	Alabama	49	Tuscaloosa
2/22/2009	AR	74	Alabama	69	Fayetteville
1/24/2010	AR	66	Alabama	62 (OT)	Tuscaloosa
2/21/2010	AR	58	Alabama	69	Fayetteville
1/16/2011	#20 AR	57	Alabama	54	Tuscaloosa
2/27/2011	AR	79	Alabama	92	Fayetteville
2/2/2012	AR (rv)	70	Alabama	52	Fayetteville
2/10/2013	AR	91	Alabama	80 (3ot)	Tuscaloosa
2/13/2014	AR	75	Alabama	55	Fayetteville
2/1/2015	AR	53	Alabama	42	Tuscaloosa
2/18/2016	AR	69	Alabama	67	Fayetteville
1/15/2017	AR	68	Alabama	50	Tuscaloosa
1/7/2018	AR	76	Alabama	83	Fayetteville
2/4/2018	AR	74	Alabama	66	Tuscaloosa
1/24/2019	AR	72	Alabama	61	Fayetteville

ALABAMA STATE ---------- 2–0
Games: 2
Fayetteville: 2–0
Jonesboro: 0–0
Neutral: 0–0

11/29/1991	AR	84	Ala. State	31	Fayetteville
11/19/2004	AR	74	Ala. State	49	Fayetteville

ALASKA ---------- 1–0
Games: 1
Fayetteville: 0–0
Anchorage: 1–0
Neutral: 0–0

2/27/1982	AR	85	Alaska	52	Anchorage, Ala.

ALCORN STATE ---------- 3–0
Games: 3
Fayetteville: 1–0
Lorman: 0–0
Neutral: 2–0

12/29/1995	AR	72	Alcorn St.	53	Waco, Texas
12/31/1996	AR	90	Alcorn St.	56	Fayetteville
11/15/2009	AR	87	Alcorn St.	78	Hot Springs, Ark.

ARIZONA ---------- 0–1
Games: 1
Fayetteville: 0–0
Phoenix: 0–0
Neutral: 0–1
Postseason: 0–1 (NWIT)

3/22/1996	AR	77	Arizona	80	Amarillo (NWIT)

ARIZONA STATE ---------- 1–2
Games: 3
Fayetteville: 0–1
Tempe: 1–1
Neutral: 0–0

12/2/1989	AR	85	Arizona State	63	Tempe, Ariz.
12/21/2017	AR	43	Arizona State	89	Tempe, Ariz.
11/18/2018	AR	85	Arizona State	88	Fayetteville

ARKANSAS STATE–BEEBE ---------- 1–0
Games: 1
Fayetteville: 0–0
Beebe: 0–0
Neutral: 1–0

11/18/1977	AR	62	ASU–Beebe	58	West Fork, Ark.

ARKANSAS COLLEGE ---------- 1–0
Games: 1
Fayetteville: 0–0
Wynee: 1–0
Neutral: 0–0

12/19/1981	AR	57	Ark. College	39	Wynee, Ark.

ARKANSAS–LITTLE ROCK ---------- 1–0
Games: 1
Fayetteville: 0–0
Little Rock: 1–0
Neutral: 0–0

12/9/1977	AR	74	UALR	54	Little Rock

ARKANSAS STATE ---------- 5–3
Games: 8
Fayetteville: 3–0
Jonesboro: 2–3
Neutral: 0–0
Postseason: 0–1 (WNIT)

12/10/1977	AR	59	Ark. State	67	Jonesboro
2/28/1978	AR	70	Ark. State	67	Fayetteville
1/25/1979	AR	47	Ark. State	55	Jonesboro
2/28/1979	AR	52	Ark. State	37	Fayetteville
3/1/1980	AR	62	Ark. State	55	Jonesboro
12/13/1980	AR	57	Ark. State	50	Fayetteville
1/3/1983	AR	80	Ark. State	47	Jonesboro
3/21/2005	AR	84	Ark. State	98	Jonesboro (WNIT)

ARKANSAS TECH ---------- 2–6
Games: 8
Fayetteville: 2–2
Russelleville: 0–4
Neutral: 0–0

2/7/1977	AR	53	Ark. Tech	49	Fayetteville
2/10/1977	AR	51	Ark. Tech	54	Russelleville
1/31/1978	AR	65	Ark. Tech	74	Russelleville
2/21/1978	AR	61	Ark. Tech	51	Fayetteville
1/8/1979	AR	55	Ark. Tech	58	Fayetteville
2/25/1980	AR	45	Ark. Tech	55	Russelleville
1/26/1981	AR	50	#2 Ark. Tech	51	Fayetteville
2/21/1981	AR	64	Ark. Tech	70	Russelleville

AUBURN ---------- 15–22
Games: 37 SEC: 15–20
Fayetteville: 8–9
Auburn: 6–11
Neutral: 1–2

11/24/1984	AR	65	Auburn	70	Sanford, Fla.
12/14/1989	AR	69	#7 Auburn	84	Fayetteville
1/11/1992	AR	67	#17 Auburn	56	Fayetteville
1/9/1993	AR	49	#21 Auburn	68	Auburn
1/22/1994	AR	57	#23 Auburn	66	Fayetteville
1/22/1995	AR	80	Auburn	73	Auburn
2/20/1996	AR	73	#17 Auburn	72 (OT)	Fayetteville
2/9/1997	AR	77	Auburn	85	Auburn
2/8/1998	AR	71	Auburn	63	Fayetteville
2/26/1998	AR	59	Auburn	43	Columbus, Ga.
2/7/1999	AR	46	#19 Auburn	66	Auburn
2/17/2000	AR	56	#13 Auburn	73	Auburn
2/24/2000	AR	58	#13 Auburn	71	Fayetteville
1/28/2001	AR	77	Auburn	68	Fayetteville
2/22/2001	AR	60	Auburn	68	Auburn
2/17/2002	AR	88	Auburn	65	Fayetteville
1/26/2003	AR	36	Auburn	64	Auburn
1/25/2004	AR	44	#22 Auburn	71	Fayetteville
2/3/2005	AR	51	Auburn	62	Auburn
1/12/2006	AR	64	Auburn	60	Fayetteville
1/14/2007	AR	65	Auburn	62	Auburn
2/10/2008	AR	68	Auburn	73	Fayetteville
3/2/2008	AR	57	Auburn	74	Auburn
3/6/2008	AR	51	Auburn	73	Nashville
1/18/2009	AR	61	#6 Auburn	70	Fayetteville
3/1/2009	AR	57	#3 Auburn	94	Auburn
2/11/2010	AR	73	Auburn	58	Auburn
2/13/2011	AR	59	Auburn	64	Fayetteville
1/15/2012	AR	59	Auburn	39	Fayetteville
2/12/2012	AR	51	Auburn	48	Auburn
1/3/2013	AR	47	Auburn	50	Auburn
2/2/2014	AR	48	Auburn	56	Auburn
1/29/2015	AR	52	Auburn	47	Fayetteville
2/15/2015	AR	54	Auburn	36	Auburn
1/24/2016	AR	60	Auburn	71 (OT)	Auburn
2/26/2017	AR	64	Auburn	70	Fayetteville
1/14/2018	AR	68	Auburn	58	Auburn

AUSTIN PEAY ---------- 2–0
Games: 2
Fayetteville: 1–0
Clarksville: 1–0
Neutral: 0–0

ALL TIME RESULTS

11/18/2006	AR	58	Austin Peay	46	Clarksville
11/17/2007	AR	61	Austin Peay	48	Fayetteville

BARTLESVILLE WESLEYAN ---------- 2–0
Games: 2
Fayetteville: 1–0
Bartlesville: 1–0
Neutral: 0–0

12/4/1976	AR	68	BW	19	Bartlesville
2/19/1977	AR	108	BW	29	Fayetteville

BAYLOR ---------- 21–7
Games: 28
Fayetteville: 10–2
Waco: 7–4
Neutral: 4–1

2/10/1978	AR	62	Baylor	71	Houston, Texas
2/10/1981	AR	62	Baylor	73	Fayetteville
1/28/1982	AR	71	Baylor	66	College Station
2/14/1983	AR	65	Baylor	72	Waco
3/12/1983	AR	65	Baylor	62	Austin, Texas
1/23/1984	AR	59	Baylor	61	Fayetteville
2/4/1984	AR	71	Baylor	57	Waco
1/30/1985	AR	80	Baylor	76	Fayetteville
3/2/1985	AR	88	Baylor	67	Fayetteville
3/4/1985	AR	78	Baylor	69	Fayetteville
1/25/1986	AR	86	Baylor	55	Fayetteville
2/26/1986	AR	86	Baylor	63	Waco
1/22/1987	AR	65	Baylor	71	Waco
2/21/1987	AR	77	Baylor	51	Fayetteville
1/19/1988	AR	80	Baylor	68	Waco
2/20/1988	AR	71	Baylor	56	Fayetteville
1/21/1989	AR	95	Baylor	87	Waco
2/21/1989	AR	98	Baylor	50	Fayetteville
1/9/1990	AR	81	Baylor	43	Fayetteville
2/10/1990	AR	98	Baylor	61	Waco
1/26/1991	AR	77	Baylor	78	Waco
2/27/1991	AR	90	Baylor	74	Fayetteville
3/6/1991	AR	108	Baylor	63	Dallas, Texas
12/30/1995	AR	67	Baylor	47	Waco
11/24/1998	AR	75	Baylor	64	Fayetteville
12/3/1999	AR	80	Baylor	69	Waco
3/17/2001	AR	68	#24 Baylor	59	Durham, N.C.
3/22/2015	AR	44	#5/6 Baylor	73	Waco (NCAA)

BINGHAMTON ---------- 1–0
Games: 1
Fayetteville: 0–0
Binghamton: 0–0
Neutral: 1–0

11/30/2013	AR	72	Bing	23	Albuquerque, NM.

BOISE STATE ---------- 2–0
Games: 2
Fayetteville: 0–0
Boise: 0–0
Neutral: 2–0

12/3/1993	AR	92	Boise State	75	Honolulu, Hawaii
12/7/1996	AR	73	Boise State	44	Kona, Hawaii

BOSTON COLLEGE ---------- 3–0
Games: 3
Fayetteville: 2–0
Boston: 1–0
Neutral: 0–0

11/23/1990	AR	105	#24 Boston Coll.	74	Fayetteville
11/30/1999	AR	79	Boston Coll.	68	Boston
11/20/2001	AR	76	Boston Coll.	60	Fayetteville

BRIGHAM YOUNG ---------- 2–0
Games: 2
Fayetteville: 1–0
Provo: 1–0
Neutral: 0–0

12/4/2000	AR	93	BYU	73	Fayetteville
1/2/2002	AR	85	BYU	57	Provo

BROWN ---------- 1–0
Games: 1
Fayetteville: 0–0
Providence: 0–0
Neutral: 1–0

1/2/1995	AR	76	Brown	58	Miami, Fla.

BUTLER ---------- 3–1
Games: 4
Fayetteville: 2–0
Indianapolis: 1–1
Neutral: 0–0

12/5/1992	AR	80	Butler	66	Fayetteville
1/10/1994	AR	69	Butler	66	Indianapolis
12/13/2015	AR	57	Butler	63	Indianapolis
12/07/2016	AR	68	Butler	50	Fayetteville

CAL PLOY–POMONA ---------- 1–0
Games: 1
Fayetteville: 0–0
Pomona: 0–0
Neutral: 1–0

1/5/1984	AR	58	CP–Pomona	48	Las Vegas, Nev.

CALIFORNIA ---------- 2–1
Games: 3
Fayetteville: 0–0
Berkeley: 1–1
Neutral: 1–0

3/21/1982	AR	62	California	66	Berkeley (AIAW)
12/5/1982	AR	84	California	66	Berkeley, Calif.
3/21/1987	AR	112	California	80	Amarillo (NWIT)

CARL ALBERT CC ---------- 1–0
Games: 1
Fayetteville: 1–0
Poteau: 0–0
Neutral: 0–0

2/2/1977	AR	50	Carl Albert	41	Fayetteville

CENTENARY ---------- 3–0
Games: 3
Fayetteville: 2–0
Shreveport: 0–0
Neutral: 1–0

12/3/1981	AR	78	Centenary	55	Camden, Ark.
12/12/1981	AR	67	Centenary	47	Fayetteville
11/21/2004	AR	86	Centenary	52	Fayetteville

CENTRAL ARKANSAS ---------- 1–0
Games: 1
Fayetteville: 0–0
Conway: 1–0
Neutral: 0–0

2/24/1978	AR	65	Cent. Ark.	59	Conway

CENTRAL FLORIDA ---------- 1–0
Games: 1
Fayetteville: 0–0
Orlando: 0–0
Neutral: 1–0

12/13/1985	AR	101	Central Fla.	74	Oxford, Miss.

CHARLOTTE ---------- 1–0
Games: 1
Fayetteville: 1–0
Orlando: 0–0
Neutral: 0–0

12/7/2017	AR	73	Charlotte	72	Fayetteville

CINCINNATI ---------- 3–0
Games: 3
Fayetteville: 1–0
Cincinnati: 2–0
Neutral: 0–0
Postseason: 1–0 (NCAA)

3/23/2003	#24 AR	71	Cincinnati	57	Cincinnati (NCAA)
1/2/2005	AR	66	Cincinnati	54	Cincinnati
12/28/2006	#23 AR	94	Cincinnati	82	Fayetteville

CLEMSON ---------- 3–0
Games: 3
Fayetteville: 1–0
Clemson: 1–0
Neutral: 1–0
Postseason: 1–0 (NCAA)

3/15/2002	AR	78	Clemson	68	Manhattan, Kan. (NCAA)
11/10/2006	AR	75	Clemson	69	Clemson
12/2/2007	AR	79	Clemson	63	Fayetteville

COLORADO ---------- 1–2
Games: 3
Fayetteville: 1–1
Boulder: 0–1
Neutral: 0–0

1/9/1992	AR	56	Colorado	51	Fayetteville
12/8/1992	AR	67	#19 Colorado	94	Boulder
11/21/1995	#9 AR	71	#11 Colorado	73	Fayetteville

CONNECTICUT ---------- 0–1
Games: 1
Fayetteville: 0–1
Storres: 0–0
Neutral: 0–0

11/14/1998	#18 AR	64	#3 Connecticut	100	Fayetteville

COPPIN STATE ---------- 3–0
Games: 3
Fayetteville: 2–0
Baltimore: 0–0
Neutral: 1–0

12/29/2005	AR	49	Coppin State	33	Miami, Fla.
12/8/2009	AR	72	Coppin State	51	Fayetteville
12/28/2012	AR	71	Coppin State	57	Fayetteville

COTTEY COLLEGE ---------- 2–0
Games: 2
Fayetteville: 1–0
Nevada: 1–0
Neutral: 1–0

1/28/1977	AR	73	Cottey Coll.	44	Nevada, Mo.
2/2/1978	AR	97	Cottey Coll.	29	Fayetteville

CREIGHTON ---------- 1–0

Games: 1
Fayetteville: 1–0
Omaha: 0–0
Neutral: 0–0

2/25/1985	AR	84	Creighton	56	Fayetteville

CROWDER COLLEGE ---------- 1–0
Games: 1
Fayetteville: 0–0
Crowder: 1–0
Neutral: 0–0

11/28/1979	AR	63	Crowder Col.	51	Crowder, Okla.

CS–LONG BEACH ---------- 0–1
Games: 1
Fayetteville: 0–0
Long Beach: 0–1
Neutral: 0–0

12/12/1986	AR	58	#7 CSLB	76	Long Beach

DARTMOUTH ---------- 1–0
Games: 1
Fayetteville: 1–0
Hanover: 0–0
Neutral: 0–0

12/18/2008	AR	66	Dartmouth	57	Fayetteville

DAVIDSON ---------- 1–0
Games: 1
Fayetteville: –0
Davidson: 0–0
Neutral: 0–0

11/14/10	AR	68	Davidson	55	Fayetteville

DAYTON ---------- 5–0
Games: 5
Fayetteville: 2–0
Dayton: 2–0
Neutral: 1–0
Postseason: 1–0 (NCAA)

1/12/1994	AR	76	Dayton	59	Dayton
1/2/1996	AR	70	Dayton	53	Fayetteville
12/7/2000	AR	80	Dayton	77	Dayton
12/21/2001	AR	73	Dayton	55	Fayetteville
3/17/2012	AR	72	Dayton	55	College Station

DELAWARE ---------- 1–0
Games: 1
Fayetteville: 0–0
Hanover: 1–0
Neutral: 0–0

12/29/2007	AR	62	Delaware	49	Hanover, NH

DELTA STATE ---------- 1–2
Games: 3
Fayetteville: 1–1
Cleveland: 0–1
Neutral: 0–0

2/23/1981	AR	53	Delta State	84	Fayetteville
2/23/1982	AR	64	Delta State	75	Cleveland, Miss.
2/7/1983	AR	84	Delta State	77	Fayetteville

DENVER ---------- 1–0
Games: 1
Fayetteville: 0–0
Denver: 0–0
Neutral: 1–0

11/24/2006	AR	84	Denver	58	Honolulu, Hi.

DEPAUL ---------- 1–2
Games: 3
Fayetteville: 1–0
Chicago: 0–1
Neutral: 0–1

12/18/1992	AR	47	DePaul	71	Chicago, Ill.
12/8/1993	AR	80	DePaul	68	Fayetteville
12/19/2009	AR	45	DePaul	46	Hot Springs, Ark.

DETROIT ---------- 1–0
Games: 1
Fayetteville: 0–0
Detroit: 0–0
Neutral: 1–0

12/1/1989	AR	112	Detroit	68	Tempe, Ariz.

DRAKE ---------- 2–1
Games: 3
Fayetteville: 2–0
Des Moines: 0–1
Neutral: 0–0
Postseason: 2–0 (WNIT)

12/19/1980	AR	60	Drake	87	Des Moines, Iowa
11/17/1995	AR	81	Drake	76	Fayetteville (WNIT)
3/20/1999	AR	80	Drake	56	Fayetteville (WNIT)

DUKE ---------- 1–2
Games: 3
Fayetteville: 0–0
Durham: 0–1
Neutral: 1–1
Postseason: 1–1 (NCAA)

3/23/1998	AR	77	Duke	72	Oakland (NCAA)
3/19/2001	AR	54	Duke	75	Durham (NCAA)
11/30/2002	AR	72	Duke (OT)	74	Virgin Isl.

EAST TENNESSEE STATE ---------- 1–0
Games: 1
Fayetteville: 1–0
Johnson City: 0–0
Neutral: 0–0

11/22/2009	AR	95	ETSU	78	Fayetteville

EASTERN OKLAHOMA ---------- 0–2
Games: 2
Fayetteville: 0–1
Wilburton: 0–0
Neutral: 0–1

11/19/1977	AR	90	Eastern Okla.	98	West Fork, Ark.
1/18/1980	AR	39	Eastern Okla.	53	Fayetteville

EVANGEL COLLEGE ---------- 1–0
Games: 1
Fayetteville: 1–0
Springfield: 0–0
Neutral: 0–0

1/9/1982	AR	88	Evangel Coll.	4	Fayetteville

FLORIDA ---------- 10–28
Games: 38 SEC: 10–28
Fayetteville: 5–11
Gainesville: 4–12
Neutral: 1–5
Postseason: 0–1 (WNIT)

1/18/1992	AR	46	Florida	58	Gainesville
1/16/1993	AR	60	Florida	68	Fayetteville
1/30/1994	AR	69	Florida	74	Gainesville
1/28/1995	AR	72	#13 Florida	66	Fayetteville
2/4/1996	AR	57	#21 Florida	73	Gainesville
2/2/1997	#18 AR	66	#13 Florida	79 (OT)	Fayetteville
2/5/1998	AR	69	#10 Florida	80	Gainesville
2/27/1998	AR	49	#10 Florida	63	Columbus. (SEC)
2/4/1999	AR	77	Florida	87	Fayetteville
2/10/2000	AR	73	Florida	87	Gainesville
3/2/2000	AR	86	Florida	96	Chatt (SEC)
3/25/2000	AR	62	Florida	83	Fville (WNIT Semis)
2/8/2001	AR	64	#6 Florida	75	Fayetteville
3/2/2001	AR	78	#10 Florida	69	Memphis (SEC)
2/21/2002	AR	58	#16 Florida	64	Gainesville
1/16/2003	#10 AR	84	Florida	45	Fayetteville
2/22/2004	AR	82	Florida	68	Gainesville
1/6/2005	AR	56	Florida	68	Fayetteville
1/26/2006	AR	69	#24 Florida	63	Fayetteville
1/21/2007	AR	67	Florida	57	Gainesville
1/20/2008	AR	74	Florida	92	Fayetteville
2/17/2008	AR	73	Florida	75	Gainesville
2/1/2009	AR	78	#12 Florida	94	Fayetteville
2/19/2009	AR	83	#15 Florida	74	Gainesville
1/3/2010	AR	53	Florida	59	Fayetteville
1/2/2011	#22 AR	53	Florida	64	Gainesville
3/3/2011	AR	59	Florida	68	Nashville (SEC)
1/29/2012	AR	73	Florida	72 (2ot)	Fayetteville
3/7/2013	AR	58	Florida	69	Gainesville
3/7/2013	AR	59	Florida	64	Duluth (SEC)
1/9/2014	AR	52	Florida	59	Gainesville
2/6/2014	AR	55	Florida	49	Fayetteville
1/25/2015	AR	58	Florida	72	Gainesville
1/28/2016	AR	66	Florida	71 (OT)	Fayetteville
2/9/2017	AR	53	Florida	57	Gainesville
3/3/2017	AR	61	Florida	71	Greenville (SEC)
1/18/2018	AR	51	Florida	65	Fayetteville
1/27/2019	AR	83	Florida	73	Gainesville

FLORIDA A&M ---------- 2–0
Games: 2
Fayetteville: 2–0
Tallahassee: 0–0
Neutral: 0–0

11/24/1995	AR	80	Florida AM	73	Fayetteville
11/12/2010	AR	71	Florida AM	62	Fayetteville

FLORIDA INTERNATIONAL ---------- 1–0
Games: 1
Fayetteville: 0–0
Miami: 1–0
Neutral: 0–0

12/30/2005	AR	58	FIU	54	Miami, Fla.

ALL TIME RESULTS

FLORIDA STATE ---------- 1-0
Games: 1
Fayetteville: 0-0
Tallahassee: 0-0
Neutral: 1-0

2/13/2011	AR	55	#13 FSU	52	Daytona Beach

FURMAN ---------- 3-0
Games: 3
Fayetteville: 2-0
Furman: 1-0
Neutral: 1-0

12/28/2010	AR (22)	88	Furman	44	Fayetteville
12/16/2012	AR	73	Furman	38	Furman
11/16/2013	AR	74	Furman	45	Fayetteville

GEORGE WASHINGTON ---------- 0-2
Games: 2
Series Record: Arkansas trails 0-2
Fayetteville: 0-1
Washington DC: 0-1
Neutral: 0-0

12/5/1998	AR	56	GW	74	Washington, D.C.
1/3/2000	AR	71	GW	83	Fayetteville

GEORGIA ---------- 6-34
Games: 40 SEC: 4-32
Fayetteville: 3-16
Athens: 2-17
Neutral: 1-1

12/10/1980	AR	49	Georgia	61	Fayetteville
3/18/1990	#22 AR	81	#7 Georgia	70	Athens
12/19/1991	#20 AR	62	Georgia	79	Fayetteville
1/13/1993	AR	71	Georgia	91	Athens
3/5/1993	#25 AR	73	Georgia	84	Fayetteville
1/8/1994	AR	64	Georgia	73	Fayetteville
3/4/1994	AR	62	Georgia	84	Fayetteville
1/8 1995	#24 AR	67	#11 Georgia	72	Athens
2/24/1996	AR	54	#2 Georgia	87	Fayetteville
2/23/1997	#20 AR	63	#5 Georgia	79	Athens
1/21/1998	AR	51	#18 Georgia	81	Athens
2/20/1998	AR	81	Georgia	86 (OT)	Fayetteville
1/21/1999	AR	59	#5 Georgia	68	Fayetteville
2/21/1999	AR	82	#14 Georgia	98	Athens
2/20/2000	AR	69	Georgia	72	Fayetteville
2/18/2001	AR	60	#5 Georgia	81	Athens
3/3/2001	AR	44	#6 Georgia	63	Memphis
2/24/2002	AR	66	#23 Georgia	45	Fayetteville
2/23/2003	#15 AR	60	#13 Georgia	69	Athens
2/8/2004	AR	71	#16 Georgia	63	Fayetteville
12/30/2004	AR	57	#16 Georgia	78	Athens
2/23/2006	AR	80	#13 Georgia	86	Fayetteville
2/25/2007	AR	51	#11 Georgia	69	Athens
2/7/2008	AR	58	#24 Georgia	72	Fayetteville
2/8/2009	AR	77	Georgia	64	Athens
1/17/2010	AR	63	#6 Georgia	73	Fayetteville
2/28/2010	AR	48	#24 Georgia	79	Athens
1/13/2011	#20 AR	56	Georgia	59	Fayetteville
2/3/2011	AR	54	#24 Georgia	57 (OT)	Athens
1/1/2012	AR	57	#17/15 Georgia	67	Athens
1/17/2013	AR	53	#13/12 Georgia	57	Fayetteville
2/21/2013	AR	34	#13/12 Georgia	66	Athens
1/16/2014	AR	58	Georgia	60	Athens
2/9/2015	AR	54	#24/21 Georgia	48	Fayetteville
2/25/2016	AR	57	Georgia	72	Athens
2/2/2017	AR	66	Georgia	69	Fayetteville
1/11/2018	AR	65	Georgia	78	Athens
1/31/2019	AR	72	Georgia	80	Fayetteville
2/21/2019	AR	83	Georgia	93	Athens
3/7/2019	AR	86	Georgia	76	Greenville

GEORGIA SOUTHERN ---------- 2-0
Games: 2
Fayetteville: 1-0
Statesboro: 0-0
Neutral: 1-0

11/28/1997	AR	104	Ga. Southern	71	Fayetteville
11/23/2007	AR	77	Ga. Southern	51	San Antonio

GEORGIA STATE ---------- 1-0
Games: 1
Fayetteville: 0-0
Atlanta: 0-0
Neutral: 1-0

1/14/1983	AR	70	Ga. State	62	Lexington, Ky.

GEORGIA TECH ---------- 2-0
Games: 2
Fayetteville: 0-0
Atlanta: 0-0
Neutral: 1-0
Posteason: 1-0 (WNIT)

3/21/2000	AR	78	Georgia Tech	67	F'ville (WNIT)
2/13/2005	AR	71	Georgia Tech	59	Duluth, Ga.

GAMBLING STATE ---------- 8-0
Games: 8
Fayetteville: 5-0
Grambling: 1-0
Neutral: 2-0

12/17/1981	AR	83	Grambling St.	60	Fayetteville
1/7/1983	AR	57	Grambling St.	52	Grambling
12/16/1984	AR	96	Grambling St.	57	Little Rock, Ark.
12/6/1991	AR	90	Grambling St.	66	Houston, Texas
11/29/2005	AR	88	Grambling St.	69	Fayetteville
11/25/2011	AR	69	Grambling St.	49	Fayetteville
12/29/2014	RV AR	77	Grambling St.	35	Fayetteville
12/28/2017	AR	79	Grambling St.	62	Fayetteville

HAMPTON ---------- 1-0
Games: 1
Fayetteville: 0-0
Hampton: 0-0
Neutral: 1-0

11/29/2002	AR	78	Hampton	41	US Virgin Isl.

HARVARD ---------- 2-0
Games: 2
Fayetteville: 0-0
Cambridge: 0-0
Neutral: 2-0
Postseason: 1-0 (NCAA)

3/16/1998	AR	82	Harvard	64	Palo Alto (NCAA)
12/21/2000	AR	87	Harvard	48	NLR, Ark.

HAWAI'I ---------- 4-2
Games: 6
Fayetteville: 0-0
Honolulu: 3-2
Neutral: 1-0
Postseason: 1-0 (NCAA)

12/4/1987	AR	66	Hawai'i	85	Honolulu
12/5/1993	AR	58	Hawai'i	88	Honolulu
3/14/1998	AR	76	Hawai'i	70	Palo Alto (NCAA)
11/26/2000	AR	76	Hawai'i	73	Honolulu
11/25/2006	AR	70	Hawai'i	56	Honolulu
11/24/2012	AR	83	Hawai'i	68	Honolulu

HIGH POINT ---------- 2-0
Games: 2
Fayetteville: 2-0
High Point: 0-0
Neutral: 0-0

11/19/2008	AR	63	High Point	46	Fayetteville
11/26/2010	AR	82	High Point	63	Fayetteville

HOUSTON ---------- 15-8
Games: 23
Fayetteville: 7-2
Houston: 7-6
Neutral: 1-0

2/9/1979	AR	40	Houston	69	Houston
2/13/1982	AR	72	Houston	62	Houston
1/29/1983	AR	62	Houston	58	Houston
1/26/1984	AR	68	Houston	58	Fayetteville
2/25/1984	AR	54	Houston	66	Houston
1/19/1985	AR	62	Houston	79	Houston
2/19/1985	AR	71	Houston	73	Fayetteville
1/14/1986	AR	66	Houston	60	Fayetteville
2/15/1986	AR	77	Houston	67	Houston
1/14/1987	AR	76	Houston (OT)	78	Houston
2/10/1987	AR	78	Houston	60	Fayetteville
3/5/1987	AR	96	Houston	82	Dallas, Texas
1/30/1988	AR	58	Houston	70	Fayetteville
3/2/1988	AR	89	Houston	97	Houston
1/31/1989	AR	84	Houston	82	Houston
3/4/1989	AR	90	Houston	88	Fayetteville
1/3/1990	AR	75	Houston	64	Houston
2/3/1990	AR	88	Houston	70	Fayetteville
1/5/1991	AR	88	Houston	61	Fayetteville
2/6/1991	AR	78	Houston	76	Houston
3/7/1991	AR	83	Houston (OT)	77	Houston
12/7/1991	AR	61	Houston	78	Houston
3/21/2019	AR	88	Houston (OT)	80	Fayetteville

HOUSTON BAPTIST ---------- 1-0
Games: 1
Fayetteville: 1-0
Brookings: 0-0
Neutral: 0-0

12/28/2016	AR	101	H. Baptist	40	Fayetteville

HOWARD ---------- 1-0
Games: 1
Fayetteville: 1-0
Washington DC: 0-0
Neutral: 0-0

2/15/2001	AR	98	Howard	69	Fayetteville

IDAHO STATE ---------- 1-0
Games: 1
Fayetteville: 0-0
Pocatello: 0-0
Neutral: 1-0

11/26/2004	AR	69	Idaho State	59	Corpus Christi

ILLINOIS ---------- 0-2
Games: 2
Fayetteville: 0-0
Champaign: 0-2
Neutral: 0-0

1/9/1996	AR	64	Illinois	88	Champaign
1/8/1997	AR	81	Illinois	100	Champaign

ALL TIME RESULTS

ILLINOIS STATE ---------- 0–1
Games: 1
Fayetteville: 0–0
Bloomington: 0–1
Neutral: 0–0
Postseason: 0–1

3/27/2011	AR	49	Ill State	60	Bloomington

INDIANA ---------- 3–1
Games: 4
Fayetteville: 1–1
Bloomington: 1–0
Neutral: 1–0

2/26/1982	AR	60	Indiana	63	Fayetteville
11/27/1982	AR	62	Indiana	61	Manhattan, Kan.
12/20/2003	AR	78	Indiana	70	Bloomington
12/1/2004	AR	53	Indiana	50	Fayetteville

IONA ---------- 1–0
Games: 1
Fayetteville: 0–0
New Rochelle: 0–0
Neutral: 1–0

11/26/2009	AR	66	Iona	60	Cancun, Mex.

IOWA ---------- 3–0
Games: 3
Fayetteville: 1–0
Iowa City: 0–0
Neutral: 2–0

11/23/1997	AR	83	Iowa	57	Boston
1/30/2000	AR	72	Iowa	65	Fayetteville
11/28/2014	RV	AR	77	#17/16 Iowa	67
Las Vegas					

IOWA STATE ---------- 1–2
Games: 3
Fayetteville: 1–0
Ames: 0–2
Neutral: 0–0

11/19/1979	AR	56	Iowa State	39	Fayetteville
12/20/1980	AR	60	Iowa State	71	Ames
12/2/2018	AR	82	Iowa State	91	Ames

JACKSON STATE ---------- 4–0
Games: 4
Fayetteville: 4–0
Jackson: 0–0
Neutral: 0–0

2/25/1993	AR	82	Jackson St.	39	Fayetteville
11/14/2007	AR	72	Jackson St.	49	Fayetteville
11/9/2012	AR	97	Jackson St.	58	Fayetteville
12/30/2018	AR	76	Jackson St.	57	Fayetteville

JOHN BROWN ---------- 6–0
Games: 6
Fayetteville: 3–0
Siloam Springs: 3–0
Neutral: 0–0

12/1/1976	AR	92	John Brown	87	Siloam Springs
12/11/1976	AR	76	John Brown	57	Fayetteville
12/1/1977	AR	75	John Brown	46	Siloam Springs
1/21/1978	AR	70	John Brown	57	Fayetteville
11/28/1978	AR	55	John Brown	47	Siloam Springs
12/16/1978	AR	73	John Brown	48	Fayetteville

KANSAS ---------- 4–4
Games: 8
Fayetteville: 1–1
Lawrence: 1–2
Neutral: 2–1
Postseason: 1–1 (NCAA)

11/25/1983	AR	72	Kansas	53	Minneapolis
11/28/1987	AR	68	Kansas	75	Lawrence
12/9/1989	AR	51	Kansas	56	Fayetteville
3/21/1998	AR	79	Kansas	63	Oakland (NCAA)
3/26/2009	AR	59	Kansas	75	Manhattan (NCAA)
12/6/2012	AR	64	#17 Kansas	56	Fayetteville
12/4/2013	AR	64	Kansas	53	Lawrence
12/3/2017	AR	60	Kansas	71	Lawrence (SEC/Big 12)

KANSAS STATE ---------- 2–3
Games: 5
Fayetteville: 2–0
Manhattan: 0–3
Neutral: 0–0
Postseason: 0–1 (NCAA); 0–1 (WNIT)

1/2/1982	AR	68	Kansas State	53	Fayetteville
11/26/1982	AR	79	Kansas State	86	Manhattan
3/17/2002	AR	68	Kansas State	82	Manhattan (NCAA)
12/6/2008	AR	56	Kansas State	65	Manhattan (WNIT)
12/2/2009	AR	60	Kansas State	58	Fayetteville

KENT STATE ---------- 1–1
Games: 2
Fayetteville: 1–0
Kent: 0–1
Neutral: 0–0

12/21/1991	AR	89	Kent State	72	Fayetteville
11/30/1993	AR	81	Kent State	86	Kent, Ohio

KENTUCKY ---------- 13–24
Games: 37 SEC: 13–24
Fayetteville: 9–7
Lexington: 3–15
Neutral: 1–2

1/15/1983	AR	43	Kentucky	77	Lexington
1/24/1992	AR	74	Kentucky	75 (OT)	Lexington
3/6/1992	AR	63	Kentucky	79	Albany, Ga.
1/23/1993	AR	45	Kentucky	43	Fayetteville
2/5/1994	AR	60	Kentucky	81	Lexington
2/4/1995	AR	62	Kentucky	56	Fayetteville
1/28/1996	AR	65	Kentucky	69	Lexington
1/25/1997	AR	88	Kentucky	55	Fayetteville
2/28/1997	AR	71	Kentucky	60	Chattanooga
1/31/1998	AR	79	Kentucky	63	Lexington
1/31/1999	AR	74	Kentucky	69 (OT)	Fayetteville
1/16/2000	AR	60	Kentucky	68	Lexington
2/6/2000	AR	83	Kentucky	70	Fayetteville
1/14/2001	AR	69	Kentucky	50	Fayetteville
2/4/2001	AR	84	Kentucky	78	Lexington
1/17/2002	AR	76	Kentucky	64	Fayetteville
2/13/2003	AR	70	Kentucky	60	Lexington
2/19/2004	AR	69	Kentucky	58	Fayetteville
2/27/2005	AR	67	Kentucky	73	Lexington
2/12/2006	AR	50	Kentucky	79	Fayetteville
2/18/2007	AR	60	Kentucky	87	Lexington
3/1/2007	AR	57	Kentucky	72	Duluth, Ga.
2/24/2008	AR	56	Kentucky	59	Fayetteville
1/11/2009	AR	63	Kentucky	72	Lexington
1/21/2010	AR	52	#25 Kentucky	69	Lexington
2/7/2010	AR	57	#18 Kentucky	71	Fayetteville
1/6/2011	#25 AR	78	#10 Kentucky	67	Fayetteville
1/24/2011	AR	54	#20 Kentucky	55	Lexington
1/5/2012	AR	72	#6/7 Kentucky	84	Lexington
2/7/2013	AR	74	#8/10 Kentucky	80 (OT)	Fayetteville
1/26/2014	AR	58	#8/9 Kentucky	68	Lexington
2/26/2015	AR	51	#13/15 Kentucky	56	Fayetteville
2/21/2016	AR	63	#16 Kentucky	77	Lexington
2/16/2017	AR	62	Kentucky	69	Fayetteville
1/29/2018	AR	65	Kentucky	76	Fayetteville
2/15/2018	AR	57	Kentucky	78	Lexington
2/17/2019	AR	59	Kentucky	61	Lexington

LOUISIANA TECH ---------- 0–3
Games: 3
Fayetteville: 0–1
Ruston: 0–2
Neutral: 0–0

11/30/1978	AR	28	La. Tech	82	Ruston
1/8/1983	AR	34	La. Tech	74	Ruston
11/29/1983	AR	52	La. Tech	75	Fayetteville

LA–LAFAYETTE (USL) ---------- 3–1
Games: 4
Fayetteville: 1–0
Lafayette: 1–0
Neutral: 1–1

1/15/1982	AR	90	SW Louisiana	59	Lafayette, La.
1/6/2003	AR	75	La–Lafayette	57	Fayetteville
12/16/2004	AR	82	La.–Lafayette	68	NLR, Ark.
11/27/2015	AR	59	La–Lafayette	67	San Juan, PR

LOUISIANA–MONROE (ULM) ---------- 10–0
Games: 10
Fayetteville: 7–0
Monroe: 3–0
Neutral: 0–0

11/25/1980	AR	77	Northeast La.	68	Fayetteville
12/5/1981	AR	70	Northeast La.	68	Monroe
11/29/1994	AR	74	Northeast La.	59	Fayetteville
11/29/1995	AR	77	Northeast La.	62	Monroe
11/20/1999	AR	85	La.–Monroe	48	Fayetteville
1/24/2001	AR	86	La.–Monroe	70	Monroe
11/17/2001	AR	99	La.–Monroe	47	Fayetteville
11/13/2006	AR	62	La.–Monroe	54	Fayetteville
11/15/2008	AR	77	La.–Monroe	38	Fayetteville
11/13/2016	AR	92	La.–Monroe	46	Fayetteville

LAMAR ---------- 2–3
Games: 5
Fayetteville: 1–0
Beaumont: 1–1
Neutral: 0–2
Postseason: 0–1 (NCAA); WNIT (1–0)

2/10/1978	AR	50	Lamar	55	Houston, Texas
1/28/1983	AR	52	Lamar	60	Beaumont, Texas
1/29/1986	AR	67	Lamar	55	Beaumont, Texas
3/21/1991	AR	75	Lamar	91	Austin (NCAA)
3/17/2011	AR	91	Lamar	65	F'ville (WNIT)

LIPSCOMB ---------- 2–0
Games: 2
Fayetteville: 1–0
Nashville: 1–0
Neutral: 0–0

11/17/2006	AR	77	Lipscomb	39	Nashville
11/11/2007	AR	87	Lipscomb	60	Fayetteville

ALL TIME RESULTS

LOUISVILLE ---------- 2–0
Games: 2
Fayetteville: 1–0
Louisville: 1–0
Neutral: 0–0

12/4/1997	AR	69	Louisville	57	Louisville
11/21/1998	AR	70	Louisville	61	Fayetteville

LOYOLA–CHICAGO ---------- 1–0
Games: 1
Fayetteville: 0–0
Chicago: 1–0
Neutral: 0–0

12/19/1992	AR	75	Loyola–Chic.	70	Chicago

LOYOLA MARYMOUNT ---------- 1–2
Games: 3
Fayetteville: 1–0
Los Angeles: 0–1
Neutral: 0–1

12/5/1987	AR	58	ULM	60	Honolulu
12/30/2002	AR	87	ULM	52	Fayetteville
11/29/2003	AR	58	ULM	64	Los Angeles

LSU ---------- 16–33
Games:49 SEC: 16–33
Fayetteville: 9–14
Baton Rouge: 7–16
Neutral: 0–3

2/11/1992	AR	74	LSU	66	Fayetteville
2/10/1993	AR	69	LSU	66	Baton Rouge
2/7/1994	AR	64	LSU	75	Fayetteville
2/14/1995	#18 AR	82	LSU	72	Baton Rouge
1/23/1996	#22 AR	73	LSU	72	Baton Rouge
1/31/1996	#24 AR	74	LSU	65	Fayetteville
3/23/1996	AR	63	LSU	91	Amarillo
1/21/1997	#13 AR	72	LSU	79	Baton Rouge
2/19/1997	#20 AR	66	#3 LSU	76	Fayetteville
1/6/1998	AR	81	LSU	66	Fayetteville
2/11/1998	AR	55	LSU	77	Baton Rouge
1/6/1999	AR	51	LSU	85	Baton Rouge
2/11/1999	AR	86	#20 LSU	61	Fayetteville
1/13/2000	AR	69	#17 LSU	82	Fayetteville
2/12/2000	AR	51	#7 LSU	68	Baton Rouge
1/11/2001	AR	54	#9 LSU	61	Baton Rouge
2/11/2001	AR	58	#14 LSU	62	Fayetteville
1/20/2002	AR	55	LSU	65	Baton Rouge
2/10/2002	AR	80	LSU	71	Fayetteville
1/19/2003	#10 AR	82	#2 LSU	72	Fayetteville
2/27/2003	#21 AR	57	#4 LSU	70	Baton Rouge
3/7/2003	#23 AR	72	#6 LSU	78	N. Little Rock
1/22/2004	AR	65	#12 LSU	73	Fayetteville
2/12/2004	AR	65	#16 LSU	92	Baton Rouge
1/20/2005	AR	45	#2 LSU	91	Baton Rouge
2/24/2005	AR	64	#1 LSU	90	Fayetteville
2/2/2006	AR	59	#3 LSU	93	Fayetteville
2/19/2006	AR	42	#2 LSU	64	Baton Rouge
1/25/2007	AR	53	#8 LSU	70	Baton Rouge
2/15/2007	AR	65	#7 LSU	86	Fayetteville
1/10/2008	AR	54	#11LSU	76	Fayetteville
2/28/2008	AR	46	#6 LSU	83	Baton Rouge
1/8/2009	AR	42	LSU	62	Fayetteville
2/5/2009	AR	53	LSU	68	Baton Rouge
1/7/2010	AR	38	#11 LSU	65	Fayetteville
2/25/2010	AR	53	#20 LSU	70	Baton Rouge
1/27/2011	AR	53	LSU	45	Baton Rouge
2/20/2011	AR	42	LSU	40	Fayetteville
1/22/2012	AR	72	LSU	52	Baton Rouge
2/16/2012	AR	42	LSU	50	Fayetteville
3/2/2012	AR	40	LSU	41	Nashville (SEC)
1/10/2013	AR	63	LSU	54	Fayetteville
2/23/2014	AR	57	#19/18 LSU	53	Baton Rouge
2/22/2015	AR	63	LSU	41	Fayetteville
1/21/2016	AR	48	LSU	44	Baton Rouge
1/8/2017	AR	52	LSU	53	Fayetteville
1/29/2017	AR	46	LSU	53	Baton Rouge
2/18/2018	AR	57	LSU	62	Fayetteville
2/7/2019	AR	34	LSU	71	Baton Rouge

MARQUETTE ---------- 1–0
Games: 1
Fayetteville: 0–0
Hanover: 1–0
Neutral: 0–0

12/30/2007	AR	71	Marquette	69	Hanover, NH

MARYLAND ---------- 1–1
Games: 2
Fayetteville: 0–0
College Park: 0–0
Neutral: 1–1

11/25/1988	AR	84	Maryland	110	Auburn, Ala.
12/29/1990	AR	79	Maryland	68	Piscataway, NJ

MCNEESE STATE ---------- 3–1
Games: 4
Fayetteville: 3–0
Lake Charles: 0–1
Neutral: 0–0

2/14/1981	AR	77	McNeese St.	62	Fayetteville
1/16/1982	AR	75	McNeese St.	96	Lake Charles
12/20/1996	AR	81	McNeese St.	54	Fayetteville
12/30/2003	AR	72	McNeese St.	52	Fayetteville

MEMPHIS (STATE) ---------- 13–8
Games: 14
Fayetteville: 8–1
Memphis: 4–6
Neutral: 1–1
Postseason: 1–0 (WNIT)

2/22/1979	AR	66	Memp. State	86	Memphis
2/12/1980	AR	65	Memp. State	71	Fayetteville
2/17/1981	AR	57	Memp. State	86	Memphis
12/22/1985	AR	76	Memp. State	64	Fayetteville
12/22/1986	AR	60	Memp. State	79	Memphis
1/5/1992	AR	50	Memp. State	58	Memphis
2/2/1993	AR	82	Memp. State	60	Fayetteville
12/19/1997	AR	93	Memphis	84	Fayetteville
12/1/1998	AR	58	Memphis	70	Memphis
12/19/1999	AR	82	Memphis	88	NLR, Ark.
11/18/2000	AR	58	Memphis	66	Memphis
12/2/2001	AR	85	Memphis	48	Fayetteville
1/9/2003	AR	78	Memphis	64	Memphis
1/2/2004	AR	79	Memphis	75	Fayetteville
12/7/2004	AR	59	Memphis	53	Memphis
11/21/2005	AR	99	Memphis	53	Fayetteville
12/18/2006	AR	70	Memphis	54	Memphis
12/18/2007	AR	91	Memphis	66	Fayetteville
12/3/2008	AR	76	Memphis	69	Memphis
3/21/2013	AR	67	Memphis	57	F'ville (WNIT)
11/25/2016	AR	91	Memphis	61	Reno, Nev.

MIAMI (FLORIDA) ---------- 1–0
Games: 1
Fayetteville: 0–0
Miami: 0–0
Neutral: 1–0

11/23/1984	AR	79	Miami	58	Sanford, Fla.

MICHIGAN ---------- 1–0
Games: 1
Fayetteville: 0–0
Ann Arbor: 0–0
Neutral: 1–0

11/24/2000	AR	78	Michigan	67	Honolulu

MIDDLE TENNESSEE STATE ---------- 5–0
Games: 5
Fayetteville: 3–0
Murfreesboro: 2–0
Neutral: 0–0

2/5/1983	AR	73	MTSU	72	Fayetteville
11/21/2010	AR	77	MTSU	50	Fayetteville
12/3/2011	AR	59	MTSU	53	Murfreesboro
11/19/2013	AR	66	MTSU	51	Fayetteville
11/20/2014	RV AR	58	RV MTSU	51	Murfreesboro

MINNESOTA ---------- 1–1
Games: 2
Fayetteville: 0–0
Minneapolis: 1–0
Neutral: 0–1

11/26/1983	AR	76	Minnesota	60	Minneapolis
11/11/2011	AR	60	Minnesota	68	Daytona Beach

ALL TIME RESULTS

MISSISSIPPI (OLE MISS) ---------- 19–26
Games: 45 SEC: 18–23
Fayetteville: 13–5
Oxford: 3–16
Neutral: 3–5

12/14/1985	AR	61	#8 MS	76	Oxford
12/9/1987	AR	72	#8 MS	88	Pine Bluff
12/7/1988	AR	63	#9 MS	75	Oxford
12/15/1990	#13 AR	79	#8 MS	70	Fayetteville
1/4/1992	AR	65	MS	66	Oxford
1/2/1993	AR	73	MS	72	Fayetteville
1/16/1994	AR	54	MS	56	Oxford
1/14/1995	AR	74	#17 MS	75	Fayetteville
2/17/1996	AR	62	#21 MS	73	Oxford
3/1/1996	AR	73	#23 MS	76	Chattanooga
2/16/1997	#21 AR	71	MS	62	Fayetteville
2/14/1998	AR	50	MS	68	Oxford
2/14/1999	AR	73	MS	80	Fayetteville
2/27/2000	AR	63	MS	78	Oxford
2/24/2001	AR	82	MS	64	Fayetteville
1/6/2002	AR	46	MS	81	Oxford
2/28/2002	AR	78	MS	60	Nashville
2/9/2003	#14 AR	62	MS	60	Fayetteville
1/11/2004	AR	67	MS	61	Fayetteville
2/29/2004	AR	73	MS	84	Oxford
1/9/2005	AR	73	MS	85	Oxford
1/30/2005	AR	52	MS	75	Fayetteville
2/26/2006	AR	78	MS	85	Oxford
3/2/2006	AR	64	MS	94	N. Little Rock
2/4/2007	#20 AR	87	MS	90 (2OT)	Fayetteville
1/13/2008	AR	55	MS	63	Oxford
2/15/2009	AR	70	MS	59	Fayetteville
3/5/2009	AR	60	MS	65	N. Little Rock
1/10/2010	AR	71	MS	86	Oxford
2/18/2010	AR	67	MS	59	Fayetteville
1/23/2011	#23 AR	65	MS	69	Fayetteville
2/17/2011	AR	56	MS	53	Oxford
1/12/2012	AR	54	MS	60	Oxford
3/1/2012	AR	67	MS	47	Nashville (SEC)
1/31/2013	AR	77	MS	66	Oxford
3/3/2013	AR	93	MS	52	Fayetteville
1/19/2014	AR	68	MS	65	Fayetteville
3/5/2015	AR	62	MS	63	Duluth (SEC)
1/2/2015	AR	57	MS	71	Oxford
3/5/2015	RV AR	72	MS	61	N. Little Rock
2/28/2016	AR	60	MS	49	Fayetteville
1/1/2017	AR	64	MS	73	Oxford
12/31/2017	AR	72	MS	72	Fayetteville
1/6/2019	AR	85	MS	55	Oxford
2/24/2019	AR	73	MS	61	Fayetteville

MISSISSIPPI COLLEGE ---------- 0–1
Games: 1
Fayetteville: 0–1
Clinton: 0–0
Neutral: 0–1

12/1/1978	AR	47	Miss. College	86	Ruston, La.

MISSISSIPPI STATE ---------- 18–21
Games: 39 SEC: 18–21
Fayetteville: 10–7
Starkville: 6–11
Neutral: 2–3

2/15/1992	AR	66	MSU	76	Starkville
2/13/1993	AR	80	MSU	51	Fayetteville
2/26/1994	AR	67	MSU	61	Starkville
2/26/1995	AR	86	MSU	63	Fayetteville
1/6/1996	AR	67	MSU	77	Starkville
1/5/1997	AR	84	MSU	67	Fayetteville
1/15/1998	AR	80	MSU	73	Starkville
1/28/1998	AR	89	MSU	70	Fayetteville
1/14/1999	AR	85	MSU	58	Fayetteville
1/28/1999	AR	60	MSU	81	Starkville
2/24/1999	AR	70	MSU	79	Chattanooga
1/20/2000	AR	56	#22 MSU	69	Starkville
1/18/2001	AR	72	#21 MSU	45	Fayetteville
3/1/2001	AR	94	MSU	76	Memphis
1/24/2002	AR	82	MSU (OT)	85	Starkville
2/20/2003	AR	59	#16 MSU	72	Fayetteville
2/1/2004	AR	55	MSU	57	Starkville
3/4/2004	AR	74	MSU	79	Nashville
1/16/2005	AR	83	MSU	71	Fayetteville
3/3/2005	AR	80	MSU	73	Nashville
1/5/2006	AR	66	MSU	45	Starkville
1/22/2006	AR	60	MSU	58	Fayetteville
1/7/2007	#20 AR	73	MSU	81	Starkville
2/1/2007	AR	75	MSU	80	Fayetteville
1/27/2008	AR	56	MSU	42	Fayetteville
1/25/2009	AR	65	MSU	62	Starkville
1/14/2010	AR	60	MSU	78	Fayetteville
1/9/2011	AR	61	MSU	56	Starkville
1/26/2012	AR	51	MSU	35	Starkville
2/19/2012	AR	67	MSU	53	Fayetteville
2/3/2013	AR	44	MSU	47	Starkville
1/12/2014	#25 AR	50	MSU	54	Fayetteville
1/8/2015	AR	57	#14/15 MSU	72	Starkville
1/10/2016	AR	55	#5/6 MSU	80	Starkville
1/31/2016	AR	55	#13 MSU	65	Fayetteville
1/5/2017	AR	51	#4 MSU	59	Fayetteville
1/4/2018	AR	69	#5 MSU	111	Starkville
1/3/2019	AR	69	#7/6 MSU	93	Fayetteville
3/10/2019	AR	70	#5 MSU	101	Greenville

MISSISSIPPI VALLEY STATE ---------- 11–0
Games: 11
Fayetteville: 10–0
Itta Bena: 0–0
Neutral: 1–0
Postseason: 1–0 (WNIT)

12/4/1986	AR	95	MVSU	82	Fayetteville
11/30/1987	AR	76	MVSU	71	Fayetteville
12/10/1988	AR	107	MVSU	83	Fayetteville
11/24/1989	AR	93	MVSU	50	Fayetteville
2/13/2002	AR	83	MVSU	37	Fayetteville
12/5/2008	AR	79	MVSU	46	Man., Kan. WNIT)
11/17/2010	AR	55	MVSU	54	Fayetteville
12/28/2011	AR	59	MVSU	40	Fayetteville
12/19/2012	AR	99	MVSU	42	Fayetteville
12/28/2013	AR	100	MVSU	54	Fayetteville
12/28/2016	AR	86	MVSU	46	Fayetteville

MISSOURI ---------- 11–12
Games: 23 SEC: 6–8
Fayetteville: 6–4
Columbia: 4–8
Neutral: 1–0
Postseason: 0–1 (NCAA); 1–0 (WNIT)

3/12/1986	AR	65	Missouri	66	Columbia (NCAA)
11/30/1986	AR	66	Missouri	69	Columbia
12/30/1997	AR	80	Missouri	79	Bowling Green, Ky.
12/19/1998	AR	80	Missouri	60	Fayetteville
11/22/1999	AR	83	Missouri	76	Columbia
3/18/2000	AR	89	Missouri (OT)	88	F'ville (WNIT)
11/20/2000	AR	67	Missouri	79	Columbia
11/28/2007	AR	66	Missouri	53	Columbia
12/21/2008	AR	55	Missouri	56	Fayetteville
1/24/2013	AR	58	Missouri	50	Columbia
2/17/2013	AR	61	Missouri	40	Fayetteville
1/5/2014	AR	69	Missouri	66	Columbia
3/2/2014	AR	72	Missouri	70	Fayetteville
1/18/2015	AR	73	Missouri	55	Fayetteville
3/1/2015	AR	41	Missouri	57	Columbia
1/17/2016	AR	64	#24 MO	52	Fayetteville
2/14/2016	AR	48	Missouri	69	Columbia
1/23/2017	AR	46	Missouri	60	Fayetteville
2/12/2017	AR	56	Missouri	67	Columbia
1/21/2018	AR	54	#11 Missouri	88	Columbia
2/12/2018	AR	58	#13 Missouri	84	Fayetteville
1/10/2019	AR	53	Missouri	53	Columbia
2/28/2019	AR	67	Missouri	73	Fayetteville

MISSOURI SOUTHERN ---------- 2–0
Games: 2
Fayetteville: 1–0
Joplin: 1–0
Neutral: 0–0

11/16/1979	AR	53	Missouri So.	45	Fayetteville
11/18/1980	AR	67	Missouri So.	61	Joplin, Mo.

MISSOURI STATE (SW MISSOURI) ---------- 21–8
Games: 29
Fayetteville: 11–4
Springfield: 10–4
Neutral: 0–0
Postseason: 1–0 (WNIT)

1/29/1977	AR	56	SMSU	46	Springfield
2/7/1978	AR	66	SMSU	35	Fayetteville
2/1/1979	AR	58	SMSU	67	Springfield
1/29/1980	AR	68	SMSU	36	Fayetteville
3/2/1983	AR	76	SMSU	54	Fayetteville
12/6/1983	AR	78	SMSU	45	Springfield
12/8/1984	AR	76	SMSU	64	Springfield
11/26/1985	AR	94	SMSU	51	Fayetteville
12/18/1986	AR	78	SMSU	61	Springfield
12/19/1987	AR	85	SMSU	71	Fayetteville
12/17/1988	AR	88	SMSU	66	Springfield
11/29/1989	AR	87	SMSU	60	Fayetteville
12/12/1990	#13 AR	62	SMSU	55	Springfield
12/30/1991	#25 AR	52	#24 SMSU	67	Fayetteville
12/1/1992	AR	55	#13 SMSU	64	Springfield
12/29/1993	AR	66	#23 SMSU	63	Fayetteville
12/10/1994	AR	61	#25 SMSU	60	Springfield
12/10/1995	#7 AR	65	SMSU	58	Fayetteville
11/26/1996	#20 AR	75	SMSU	62	Springfield
12/7/1997	#20 AR	67	SMSU	79	Fayetteville
12/8/1998	AR	50	SMSU	70	Fayetteville
12/8/1999	AR	64	Mo. State	58	Fayetteville
11/23/2001	AR	48	Mo. State	64	Springfield
12/19/2002	#10 AR	64	Mo. State	46	Fayetteville
3/20/2011	AR	65	Mo. State	64	Springfield (WNIT)
11/22/2013	AR	78	Mo. State	44	Fayetteville
12/10/2014	RV AR	59	Mo. State	50	Springfield
12/2/2015	AR	54	Mo. State	69	Fayetteville
12/11/2016	AR	62	Mo. State	64	Springfield

MONTANA ---------- 4–0
Games: 4
Fayetteville: 1–0

ALL TIME RESULTS

Missoula: 1–0
Neutral: 2–0
Postseason: 1–0 (WNIT)

12/3/1982	AR	55	Montana	43	Berkley, Calif.
3/19/1987	AR	92	Montana	74	Amarillo (WNIT)
11/29/1997	AR	81	Montana	68	Fayetteville
12/30/1998	AR	74	Montana	54	Missoula

MONTANA STATE ---------- 1–1
Games: 2
Fayetteville: 1–0
Billingsly: 0–0
Neutral: 0–1

12/13/1986	AR	68	Montana St.	70	Long Beach, Calif.
1/5/2003	AR	85	Montana St.	37	Fayetteville

MORGAN STATE ---------- 1–0
Games: 1
Fayetteville: 1–0
Baltimore: 0–0
Neutral: 0–0

12/19/2011	AR	81	Morgan St.	50	Fayetteville

MURRAY STATE ---------- 2–0
Games: 2
Fayetteville: 2–0
Tishomingo: 0–0
Neutral: 0–0

2/4/1983	AR	100	Murray State	69	Fayetteville
12/5/1990	AR	102	Murray State	48	Fayetteville

NAVY ---------- 1–0
Games: 1
Fayetteville: 0–0
Annapolis: 0–0
Neutral: 1–0

11/26/2016	AR	70	Navy	67	Reno, Nev.

NEBRASKA ---------- 1–1
Games: 2
Fayetteville: 1–0
Lincoln: 0–1
Neutral: 0–0

11/16/2017	AR	69	Nebraska	80	Lincoln, Neb.
12/18/18	AR	84	Nebraska	80	Fayetteville

NEW HAMPSHIRE ---------- 1–0
Games: 1
Fayetteville: 0–0
Durham: 0–0
Neutral: 1–0

1/4/1995	AR	75	NH	41	Miami, Fla.

NEW MEXICO ---------- 1–1
Games: 2
Fayetteville: 0–0
Albuquerque: 0–1
Neutral: 1–0

1/10/1981	AR	69	New Mexico	50	Wichita, Kan.
12/21/1999	AR	66	New Mexico	71	Albuquerque

NEW MEXICO STATE ---------- 1–0
Games: 1
Fayetteville: 0–0
Las Cruces: 0–0
Neutral: 1–0

11/25/2017	AR	69	NMSU	60	El Paso, Texas

NEVADA–LAS VEGAS ---------- 2–1
Games: 3
Fayetteville: 1–0
Las Vegas: 1–1
Neutral: 0–0
Postseason: 1–0 (WNIT)

1/7/1984	AR	62	UNLV	68	Las Vegas
11/26/1994	AR	88	UNLV	75	Las Vegas
3/18/2005	AR	61	UNLV	48	F'ville (WNIT)

NEW ORLEANS ---------- 8–0
Games: 8
Fayetteville: 4–0
New Orleans: 2–0
Neutral: 2–0

1/11/1980	AR	71	New Orleans	47	New Orleans
3/13/1982	AR	76	New Orleans	74	Lubbuck
2/2/1989	AR	61	New Orleans	60	Fayetteville
1/22/1990	AR	71	New Orleans	63	New Orleans
12/17/1993	AR	60	New Orleans	59	Fayetteville
12/21/2005	AR	84	New Orleans	46	Fayetteville
11/24/2007	AR	65	New Orleans	44	San Antonio
12/30/2016	AR	73	New Orleans	41	Fayetteville

NICHOLLS STATE ---------- 2–0
Games: 2
Fayetteville: 1–0
Thibodaux 0–0
Neutral: 1–0

12/15/2005	AR	75	Nicholls St.	40	Hot Springs, Ark.
11/14/2014	RV AR	63	Nicholls	52	Fayetteville

NORTH ARKANSAS CC ---------- 0–2
Games: 2
Fayetteville: 0–0
Bentonville: 0–0
Neutral: 0–2

11/19/1976	AR	67	No. Ark. CC	70	West Fork, Ark.
1/31/1977	AR	65	No. Ark. CC	67	Harrison, Ark.

NORTH CAROLINA ---------- 0–1
Games: 1
Fayetteville: 0–0
Chapel Hill: 0–0
Neutral: 1–0

11/26/2006	AR	69	No. Carolina	94	Honolulu

NORTH CAROLINA STATE ---------- 0–1
Games: 1
Fayetteville: 0–0
Raleigh: 0–0
Neutral: 0–1

11/25/2000	AR	46	NC State	48	Honolulu

NORTH DAKOTA ---------- 1–0
Games: 1
Fayetteville: 1–0
Grand Forks: 0–0
Neutral: 0–1

12/9/2008	AR	85	No. Dakota	73	Fayetteville

NORTH TEXAS ---------- 2–1
Games: 3
Fayetteville: 2–0
Denton: 0–1
Neutral: 0–0

2/8/1980	AR	50	No. Texas St.	59	Denton, Texas
12/4/1992	AR	102	No. Texas	58	Fayetteville
12/17/1999	AR	102	No. Texas	69	Fayetteville

NORTHEAST OKLAHOMA STATE ---------- 4–4
Games: 8
Fayetteville: 3–1
Miami: 1–3
Neutral: 0–0

1/22/1977	AR	62	NE Okla. St.	61	Fayetteville
2/4/1977	AR	54	NE Okla. St.	63	Miami, Okla.
1/24/1978	AR	47	NE Okla. St.	56	Miami, Okla.
2/4/1978	AR	72	NE Okla. St.	60	Fayetteville
1/20/1979	AR	64	NE Okla. St.	79	Miami, Okla.
2/14/1979	AR	63	NE Okla. St.	69	Fayetteville
12/15/1979	AR	62	NE Okla. St.	58	Fayetteville
2/1/1980	AR	57	NE Okla. St.	42	Miami, Okla.

NORTHERN IOWA ---------- 0–1
Games: 1
Fayetteville: 0–1
Cedar Falls: 0–0
Neutral: 0–0

12/7/2001	AR	63	No. Iowa	67	Fayetteville

NORTHWESTERN ---------- 3–1
Games: 4
Fayetteville: 2–0
Chicago: 0–1
Neutral: 1–0

3/16/1991	AR	105	Northwestern	68	F'ville (NCAA)
11/23/2008	AR	60	Northwestern	44	Fayetteville
12/7/2009	AR	55	Northwestern	67	Chicago
3/20/2015	AR	57	#22/25 NU	55	Waco (NCAA)

ALL TIME RESULTS

NORTHWESTERN STATE ---------- 14–3
Games: 17
Fayetteville: 10–0
Natchitoches: 0–3
Neutral: 4–0
Postseason: 2–0 (WNIT)

12/4/1980	AR	62	NW St.	73	Natchitoches
11/20/1981	AR	78	NW St.	64	Fayetteville
1/5/1983	AR	58	NW St.	62	Natchitoches
2/26/1983	AR	86	NW St.	76	Fayetteville
12/19/1983	AR	75	NW St.	73	Little Rock, Ark.
2/16/1993	AR	62	NW St.	77	Natchitoches
12/18/1993	AR	85	NW St.	74	Fayetteville
11/15/1995	AR	84	NW St. (2OT)	83	F'ville (WNIT)
3/12/1999	AR	78	NW St.	60	F'ville (WNIT)
12/6/2002	AR	79	NW St.	60	Houston, Texas
12/18/2003	AR	78	NW St.	64	Hot Springs, Ark.
12/13/2007	AR	59	NW St.	43	Hot Springs, Ark.
12/21/2012	AR	80	NW St.	41	Fayetteville
12/7/2013	AR	74	NW St.	53	Fayetteville
11/23/2014	RV AR	78	NW St.	30	Fayetteville
12/18/2016	AR	65	NW St.	36	Fayetteville
11/9/2018	AR	98	NW St.	53	Fayetteville

OHIO STATE ---------- 1–0
Games: 1
Fayetteville: 1–0
Columbus: 0–0
Neutral: 0–0

11/19/1995	AR	86	Ohio State	80	F'ville (WNIT)

OKLAHOMA ---------- 8–10
Games:18
Fayetteville: 4–2
Norman: 3–7
Neutral: 1–1

12/14/1977	AR	51	Oklahoma	80	Norman
2/20/1979	AR	53	Oklahoma	65	Fayetteville
2/16/1980	AR	50	Oklahoma	57	Norman
1/3/1981	AR	68	Oklahoma	75	Norman
2/7/1982	AR	64	Oklahoma	65	Norman
12/21/1985	AR	79	#14 Oklahoma	66	Fayetteville
12/6/1986	AR	70	Oklahoma	76	Norman
12/12/1989	AR	86	Oklahoma	68	Norman
11/27/1990	#8 AR	84	Oklahoma	72	Norman
1/13/1992	AR	57	Oklahoma	55	Norman
1/20/1993	AR	63	Oklahoma	70	Fayetteville
1/25/1994	AR	79	Oklahoma	93	Norman
2/22/1995	#25 AR	69	#16 Oklahoma	64	Fayetteville
3/14/1999	AR	97	Oklahoma (OT)	93	F'ville (WNIT)
12/5/2009	AR	86	#12 Okla. (OT)	87	Norman
12/19/10	AR	67	#10 Okla.	57	Fayetteville
11/24/2013	AR	70	#12 Okla.	73	Honolulu
12/21/2014	RV AR	71	Oklahoma	64	N. Little Rock

OKLAHOMA CITY ---------- 3–1
Games: 4
Fayetteville: 1–0
Oklahoma City: 1–1
Neutral: 1–0
Postseason: 1–0 (SWAIAW)

1/24/1981	AR	74	Oklahoma City	54	Fayetteville
2/5/1982	AR	48	Oklahoma City	54	Okla. City
3/11/1982	AR	78	Oklahoma City	67	Lubbock (SWAIAW)
12/11/1982	AR	86	Oklahoma City	57	Okla.City

OKLAHOMA STATE ---------- 11–10
Games: 21
Fayetteville: 8–3
Stillwater: 2–7
Neutral: 1–0

1/9/1978	AR	53	Oklahoma St.	56	Stillwater
2/18/1978	AR	55	Oklahoma St.	47	Fayetteville
12/5/1978	AR	50	Oklahoma St.	60	Stillwater
1/22/1980	AR	53	Oklahoma St.	59	Fayetteville
3/7/1981	AR	68	Oklahoma St.	69	Fayetteville
2/16/1982	AR	79	Oklahoma St.	70	Stillwater
12/3/1983	AR	71	Oklahoma St.	66	Fayetteville
12/1/1984	AR	73	Oklahoma St.	90	Stillwater
12/9/1985	AR	90	Oklahoma St.	51	Fayetteville
12/8/1986	AR	65	Oklahoma St.	68	Stillwater
12/8/1990	#8 AR	61	Oklahoma St.	75	Stillwater
12/3/1991	#18 AR	72	Oklahoma St.	57	Fayetteville
1/5/1993	AR	47	Oklahoma St.	62	Stillwater
3/1/1994	AR	90	Okla. St. (OT)	93	Fayetteville
1/25/1995	#21 AR	79	Oklahoma St.	65	Fayetteville
2/7/1996	AR	66	#21 Okla St.	62	Fayetteville
12/1/2000	AR	69	Oklahoma St.	61	Okla. City
12/19/2001	AR	81	Oklahoma St.	78	Fayetteville
1/2/2003	#9 AR	58	Oklahoma St.	60	Stillwater
1/4/2004	AR	75	Oklahoma St.	55	Fayetteville
3/23/2009	#18 AR	61	Okla. St. (OT)	60	Stillwater

OLD DOMINION ---------- 1–0
Games: 1
Fayetteville: 0–0
Norfolk: 0–0
Neutral: 1–0

11/28/2002	#17 AR	54	Old Dominion	49	US Virgin Isl

ORAL ROBERTS ---------- 21–9
Games: 30
Fayetteville: 16–2
Tulsa: 5–7
Neutral: 0–0

2/5/1977	AR	37	Oral Roberts	69	Tulsa
2/16/1978	AR	71	Oral Roberts	88	Fayetteville
2/3/1979	AR	46	Oral Roberts	63	Tulsa
1/19/1980	AR	66	Oral Roberts	64	Fayetteville
3/14/1981	AR	57	Oral Roberts	59	Tulsa
12/7/1981	AR	61	Oral Roberts	75	Tulsa
1/12/1982	AR	61	Oral Roberts	57	Fayetteville
12/10/1983	AR	65	Oral Roberts	71	Tulsa
12/17/1983	AR	84	Oral Roberts	70	Fayetteville
11/19/1984	AR	78	Oral Roberts	55	Fayetteville
12/5/1985	AR	72	Oral Roberts	78	Tulsa
2/19/1987	AR	115	Oral Roberts	66	Fayetteville
1/2/1988	AR	66	Oral Roberts	77	Tulsa
12/12/1988	AR	113	Oral Roberts	69	Fayetteville
1/30/1992	AR	88	Oral Roberts	64	Fayetteville
3/1/1993	AR	96	Oral Roberts	60	Fayetteville
2/23/1994	AR	85	Oral Roberts	51	Fayetteville
1/11/1995	AR	78	Oral Roberts	63	Tulsa
2/22/1996	AR	68	Oral Roberts	45	Fayetteville
12/2/1997	AR	82	Oral Roberts	59	Tulsa
11/28/1998	AR	84	Oral Roberts	56	Fayetteville
12/16/2010	AR	80	Oral Roberts	63	Fayetteville
3/20/2011	AR	78	Oral Roberts	59	Tulsa
12/10/2011	AR	65	Oral Roberts	37	Fayetteville
11/19/2012	AR	80	Oral Roberts	57	Tulsa
11/13/2013	AR	91	Oral Roberts	33	Fayetteville
12/10/2015	AR	65	Oral Roberts	50	Fayetteville
12/21/2016	AR	60	Oral Roberts	70	Fayetteville
11/20/2017	AR	77	Oral Roberts	66	Tulsa

OREGON ---------- 3–1
Games: 4
Fayetteville: 1–0
Eugene: 0–1
Neutral: 2–0

1/6/1984	AR	65	Oregon	54	Las Vegas
12/21/2004	AR	65	Oregon	62	Fayetteville
11/25/2005	AR	59	Oregon	70	Eugene
11/25/2013	AR	79	Oregon	67	Honolulu

OREGON STATE ---------- 1–2
Games: 3
Fayetteville: 0–0
Corvallis: 0–0
Neutral: 1–2

11/28/2003	AR	58	Oregon State	50	Los Angeles
11/28/2008	AR	56	Oregon State	69	Grand Bahama
11/28/2015	AR	47	#7 OSU	63	San Juan, PR

PACIFIC ---------- 2–0
Games: 2
Fayetteville: 0–0
Forest Grove: 0–0
Neutral: 2–0

12/8/1996	#21 AR	93	Pacific	59	Kona, Hawai'i
11/29/2008	AR	78	Pacific	61	Grand Bahama

PENN STATE ---------- 1–0
Games: 1
Fayetteville: 0–0
State College: 0–0
Neutral: 1–0

1/9/1999	AR	82	#17 Penn State	78	Grand Bahama

PEPPERDINE ---------- 1–0
Games: 1
Fayetteville: 1–0
Malibu: 0–0
Neutral: 0–0

12/2/2012	AR	64	Pepperdine	32	Fayetteville

PHILLIPS ---------- 1–1
Games: 2
Fayetteville: 1–0
Enid: 0–1
Neutral: 0–0

2/15/1980	AR	73	Phillips	77 (OT)	Enid
2/7/1981	AR	89	Phillips	66	Fayetteville

PITTSBURGH ---------- 1–1
Games: 2
Fayetteville: 0–0
Pittsburgh: 0–0
Neutral: 2–0

11/25/1994	AR	76	Pitt	75	Las Vegas
11/24/2018	AR	54	Pitt	61	Nashville

PITTSBURG STATE ---------- 3–0
Games: 3
Fayetteville: 1–0
Pittsburg: 2–0
Neutral: 0–0

12/6/1977	AR	67	Pittsburg St.	52	Pittsburg, Kan.
1/9/1979	AR	58	Pittsburg St.	50	Fayetteville
1/5/1980	AR	60	Pittsburg St.	59	Pittsburg, Kan.

ALL TIME RESULTS

PORTLAND STATE----------1-1
Games: 2
Fayetteville: 1-0
Portland: 0-1
Neutral: 0-1

11/26/2005	AR	65	Portland St.	67	Portland, Ore.
12/1/2006	AR	97	Portland St.	62	Fayetteville

PRAIRIE VIEW ----------2-0
Games: 2
Fayetteville:1-0
Prairie View: 0-0
Neutral: 1-0

2/10/1979	AR	48	Prairie View	45	Houston, Texas
12/16/2018	AR	71	Prairie View	44	Fayetteville

PRINCETON ----------2-0
Games: 2
Fayetteville: 0-0
Princeton: 1-0
Neutral: 1-0
Postseason: 1-0 (WNIT)

3/21/1996	AR	83	Princeton	51	Amarillo (NWIT)
11/27/1999	AR	87	Princeton	45	Princeton, NJ

PROVIDENCE ----------3-0
Games: 3
Fayetteville: 1-0
Providence: 1-0
Neutral: 1-0
Postseason: 1-0 (WNIT)

3/20/1987	AR	101	Providence	91	Amarillo (NWIT)
11/21/1997	AR	93	Providence	82	Providence
11/16/1998	#18 AR	110	Providence	59	Fayetteville

PURDUE ----------0-2
Games: 2
Fayetteville: 0-0
West Lafayette: 0-1
Neutral: 0-1
Postseason: 0-1 (NCAA)

3/15/1989	AR	63	#5 Purdue	91	W Lafayette (NCAA)
11/25/2004	AR	51	Purdue	55	Corpus Christi, Tx

RICE----------23-1
Games: 24
Fayetteville: 13-0
Houston: 9-1
Neutral: 1-0
Postsason: 1-0 (WNIT)

12/1/1979	AR	53	Rice	35	Fayetteville
12/6/1979	AR	56	Rice	51	Kingsville, Texas
2/18/1983	AR	68	Rice	43	Fayetteville
1/28/1984	AR	82	Rice	51	Fayetteville
2/27/1984	AR	85	Rice	66	Houston
1/22/1985	AR	81	Rice	57	Fayetteville
2/23/1985	AR	69	Rice	52	Houston
1/18/1986	AR	64	Rice	52	Houston
2/18/1986	AR	67	Rice	55	Fayetteville
1/17/1987	AR	79	Rice	53	Fayetteville
2/14/1987	AR	88	Rice	71	Houston
1/27/1988	AR	63	Rice	60	Houston
2/27/1988	AR	79	Rice	73	Fayetteville
1/28/1989	AR	81	Rice	62	Fayetteville
2/28/1989	AR	109	Rice	73	Houston
1/30/1990	AR	78	Rice	49	Houston
3/3/1990	#19 AR	77	Rice	56	Fayetteville
1/2/1991	#14 AR	70	Rice	52	Houston
2/2/1991	#12 AR	96	Rice	74	Fayetteville
11/25/1995	#9 AR	81	Rice	68	Fayetteville
12/3/1996	#21 AR	61	Rice	77	Houston
3/17/1999	AR	76	Rice	70	F'ville (WNIT)
12/7/2002	#13 AR	63	Rice	50	Houston
11/24/2003	AR	65	Rice	46	Fayetteville

RICHMOND----------1-0
Games: 1
Fayetteville: 0-0
Richmond: 1-0
Neutral: 1-0

12/29/2014	RV AR	74	Richmond	55	Las Vegas

RUTGERS----------0-4
Games: 4
Fayetteville: 0-1
Piscataway: 0-3
Neutral: 0-0

11/30/1985	AR	63	Rutgers	72	Piscataway, NJ
12/28/1990	#9 AR	60	#17 Rutgers	89	Piscataway, NJ
12/7/2014	#25 AR	52	#18/20 RU	64	Fayetteville
12/6/2015	AR	40	Rutgers	60	Piscataway, NJ

SAM HOUSTON STATE ----------8-0
Games: 8
Fayetteville: 8-0
Huntsville: 0-0
Neutral: 0-0

12/22/1994	AR	84	SHSU	63	Fayetteville
11/30/1996	#20 AR	76	SHSU	51	Fayetteville
12/4/2007	AR	89	SHSU	62	Fayetteville
12/29/2009	AR	106	SHSU	78	Fayetteville
11/8/2013	AR	81	SHSU	45	Fayetteville
11/15/2015	AR	67	SHSU	47	Fayetteville
11/11/2016	AR	71	SHSU	39	Fayetteville
11/10/2017	AR	65	SHSU	54	Fayetteville

SAMFORD ----------1-0
Games: 1
Fayetteville: 1-0
Birmingham: 0-1
Neutral: 0-0

11/12/2017	AR	84	Samford	63	Fayetteville

SAN FRANCISCO ----------2-0
Games: 2
Fayetteville: 0-0
San Francisco: 0-0
Neutral: 2-0
Postseason: 1-0 (NCAA)

12/4/1993	AR	62	San Francisco	44	Honolulu
3/16/1995	#15 AR	67	San Francisco	58	Seattle (NCAA)

SAVANNAH STATE ----------1-0
Games: 1
Fayetteville: 1-0
Savannah: 0-0
Neutral: 1-0

11/16/2014	RV AR	75	SSU	46	Fayetteville

SCHOOL OF THE OZARKS ----------1-0
Games: 1
Fayetteville: 1-0
Point Lookout: 0-0
Neutral: 0-0

12/11/1984	AR	85	Ozarks	58	Fayetteville

SETON HALL----------1-0
Games: 1
Fayetteville: 0-0
South Orange: 1-0
Neutral: 0-0

12/1/1985	AR	69	Seton Hall	60	S. Orange, NJ

SOUTH ALABAMA----------2-0
Games: 1
Fayetteville: 0-0
Pittsburgh: 0-0
Neutral: 1-0

11/28/1981	AR	78	So. Alabama	55	Camden, Ark.
11/20/1998	#18 AR	95	So. Alabama	38	Fayetteville

SOUTH CAROLINA ----------18-18
Games: 36 SEC: 18-18
Fayetteville: 10-7
Columbia: 5-10
Neutral: 3-1

2/1/1992	AR	58	SC	51	Fayetteville
1/30/1993	AR	51	SC	76	Columbia
2/12/1994	AR	87	SC	77	Fayetteville
2/11/1995	#20 AR	63	SC	62	Columbia
3/3/1995	#16 AR	80	SC	70	Chattanooga
1/21/1996	#20 AR	66	SC	58	Fayetteville
1/18/1997	#13 AR	82	SC	71	Columbia
1/24/1998	AR	86	SC	67	Fayetteville
1/24/1999	AR	88	SC	80	Columbia
1/27/2000	AR	87	SC	79	Fayetteville
1/2/2001	AR	49	SC	66	Columbia
1/13/2002	AR	66	#9 SC	91	Columbia
1/27/2002	AR	74	#7 SC	46	Fayetteville
3/1/2002	AR	79	#12 SC	61	Nashville
1/12/2003	#11 AR	67	#13 SC	58	Fayetteville
2/16/2003	#13 AR	59	#15 SC	83	Columbia
1/18/2004	AR	66	SC	52	Columbia
1/23/2005	AR	61	SC	49	Fayetteville
1/29/2006	AR	52	SC	61	Columbia
2/8/2007	AR	69	SC	74	Fayetteville
2/3/2008	AR	50	SC	59	Columbia
2/12/2009	AR	58	SC	54	Fayetteville
2/14/2010	AR	72	SC	68	Columbia
2/6/2011	AR	62	SC	64 (OT)	Fayetteville
2/9/2012	AR	68	SC	47	Fayetteville
2/27/2012	AR	47	SC	53	Columbia
1/27/2013	AR	40	#14/18 SC	43	Fayetteville
1/2/2014	AR	51	#13/12 SC	54	Fayetteville
2/9/2014	AR	49	#6/7 SC	67	Columbia
2/29/2015	AR	56	#2/2 SC	73	Fayetteville
3/6/2015	AR	36	#3/3 SC	58	N. Little Rock
1/3/2016	AR	32	#2/2 SC	85	Columbia
2/5/2017	AR	49	#4 SC	79	Fayetteville
1/25/2018	AR	42	#9 SC	90	Columbia
2/3/2019	AR	79	SC	87	Fayetteville
3/7/2019	AR	95	SC	89	Greenville

SOUTH CAROLINA STATE ----------1-0
Games: 1
Fayetteville: 0-0
Orangeburg: 1-0
Neutral: 0-0

1/28/1993	AR	73	SC State	59	Orangeburg, SC

SOUTH DAKOTA----------1-0
Games: 1
Fayetteville: 1-0
Brookings: 0-0
Neutral: 0-0

11/17/2016	AR	70	SD	67	Fayetteville

SOUTH DAKOTA STATE----------0-2
Games: 2
Fayetteville: 0-1
Brookings: 0-1
Neutral: 0-0

12/4/2014	#25 AR	75	SDSU	80 (ot)	Fayetteville
11/18/2015	AR	69	SDSU	76	Brookings

SOUTH FLORIDA ----------1-0
Games: 1
Fayetteville: 0-0

Tampa: 0–0
Neutral: 1–0

11/12/2011	AR	65	USF	61 (ot)	Daytona Beach

SOUTHEASTERN LOUISIANA ---------- 2–0
Games: 2
Fayetteville: 2–0
Hammond: 0–0
Neutral: 0–0

12/10/00	AR	97	SELA	40	Fayetteville
11/13/15	AR	97	SELA	53	Fayetteville

SOUTHEASTERN OKLAHOMA ---------- 2–0
Games: 2
Fayetteville: 1–0
Durant: 0–0
Neutral: 1–0

11/17/1981	AR	64	SE Oklahoma	58	Fayetteville
12/17/1982	AR	71	SE Oklahoma	52	Weatherford

SOUTHERN METHODIST ---------- 22–5
Games: 27
Fayetteville: 9–2
University Park: 11–3
Neutral: 2–0

12/6/1980	AR	58	SMU	69	Univ. Park, Texas
1/31/1981	AR	66	SMU	61	Houston, Texas
1/6/1982	AR	76	SMU	59	Fayetteville
2/15/1983	AR	60	SMU	54	Univ. Park, Texas
1/30/1984	AR	79	SMU	59	Fayetteville
2/11/1984	AR	66	SMU	59	Univ. Park, Texas
1/5/1985	AR	80	SMU	64	Univ. Park, Texas
2/5/1985	AR	85	SMU	56	Fayetteville
1/2/1986	AR	90	SMU	78	Fayetteville
2/1/1986	AR	79	SMU	53	Univ. Park, Texas
3/4/1986	AR	82	SMU	75	Dallas (SWC)
1/26/1987	AR	94	SMU	71	Fayetteville
2/28/1987	AR	93	SMU	53	Univ. Park, Texas
1/13/1988	AR	69	SMU	68	Univ. Park, Texas
2/13/1988	AR	78	SMU	85	Fayetteville
1/14/1989	AR	74	SMU	84	Fayetteville
2/15/1989	AR	87	SMU	72	Univ. Park, Texas
1/17/1990	AR	84	SMU	52	Univ. Park, Texas
2/17/1990	AR	74	SMU	60	Fayetteville
1/15/1991	#12 AR	99	SMU	61	Fayetteville
2/19/1991	#9 AR	77	SMU	66	Univ. Park, Texas
12/21/1993	AR	81	SMU	89	Univ. Park, Texas
12/3/1994	AR	85	SMU	79	Fayetteville
11/18/2005	AR	73	SMU	63	Univ. Park, Texas
12/13/2006	#25 AR	70	SMU	58	Univ. Park, Texas
11/21/2008	AR	78	SMU	69	Fayetteville
11/18/2009	AR	71	SMU	76	Univ. Park, Texas

SOUTHEAST LOUISIANA ---------- 2–0
Games: 2
Fayetteville: 2–0
Hammond: 0–1
Neutral: 0–0

12/10/2000	AR	97	SELA	40	Fayetteville
11/13/2015	AR	97	SELA	53	Fayetteville

SOUTHERN ---------- 2–1
Games: 3
Fayetteville: 2–0
Baton Rouge: 0–0
Neutral: 1–0

2/10/1979	AR	52	Southern	63	Houston
1/23/1982	AR	85	Southern	64	Fayetteville
11/25/1986	AR	103	Southern	51	Fayetteville

SOUTHERN ILLINOIS ---------- 0–1
Games: 1
Fayetteville: 0–0
Carbondale: 0–0
Neutral: 0–1

1/9/1981	AR	61	So. Illinois	68	Wichita, Kan.

SOUTHERN ILLINOIS–EDWARDSVILLE ---------- 3–0
Games: 3
Fayetteville: 2–0
Edwardsville: 1–0
Neutral: 0–0

3/17/2011	AR	78	SIUE	61	Fayetteville
3/8/2012	AR	75	SIUE	37	Edwardsville
3/14/2013	AR	63	SIUE	41	Fayetteville

SOUTHERN UTAH ---------- 2–0
Games: 2
Fayetteville: 1–0
Cedar City: 0–0
Neutral: 1–0

11/30/1990	#8 AR	104	So. Utah	51	Pullman, Wash.
11/29/1996	#20 AR	94	So. Utah	61	Fayetteville

ST. BONAVENTURE ---------- 1–0
Games: 1
Fayetteville: 0–0
St. Bonaventure: 0–0
Neutral: 1–0

12/29/1998	AR	97	St. Bon.	67	Missoula, Mt.

ST. JOSEPH'S ---------- 0–1
Games: 1
Fayetteville: 0–0
Philadelphia: 0–0
Neutral: 0–1

1/3/1995	#24 AR	72	St. Joseph's	78	Miami, Fla.

ST. LOUIS ---------- 3–0
Games: 3
Fayetteville: 2–0
St. Louis: 1–0
Neutral: 0–0

12/18/1996	#23 AR	69	St. Louis	43	Fayetteville
12/30/2006	#23 AR	66	St. Louis	59	St. Louis, Mo.
12/15/2007	AR	74	St. Louis	59	Fayetteville

ST. MARY'S ---------- 1–0
Games: 1
Fayetteville: 1–0
Moraga: 0–0
Neutral: 0–0

12/2/1994	AR	66	St. Mary's	48	Fayetteville

STANFORD ---------- 1–1
Games: 2
Fayetteville: 0–0
Palo Alto: 1–0
Neutral: 1–0
Postseason: 1–0 (NCAA)

3/24/1990	#22 AR	87	#2 Stanford	114	Palo Alto (NCAA)
11/13/1998	#18 AR	76	#19 Stanford	71	San Jose, Calif.

STEPHEN F. AUSTIN ---------- 8–3
Games: 11
Fayetteville: 4–1
Nacogdoches: 2–2
Neutral: 2–0
Postseason: 1–0 (NCAA)

12/21/1987	AR	59	SFA	93	Fayetteville
12/2/1988	AR	75	#13 SFA	93	Nacogdoches
3/22/1990	#22 AR	87	#6 SFA	82	Stanford (NCAA)
11/24/1990	#8 AR	81	SFA	72	Fayetteville
11/24/1991	#11 AR	57	#14 SFA	83	Nacogdoches
2/13/1996	AR	81	#23 SFA	60	Fayetteville
1/28/1997	#20 AR	85	#18 SFA (OT)	76	Nacogdoches
11/23/2002	#17 AR	78	SFA	54	Fayetteville
12/28/2003	AR	79	SFA	61	Nacogdoches
12/20/2006	#24 AR	75	SFA	54	Hot Springs, Ark.
12/6/2011	AR	61	SFA	46	Fayetteville

STETSON ---------- 2–0
Games: 2
Fayetteville: 2–0
DeLand: 0–0
Neutral: 0–0

12/31/2008	AR	85	Stetson	44	Fayetteville
11/21/2016	AR	79	Stetson	62	Fayetteville

ALL TIME RESULTS

TENNESSEE ---------- 4-31
Games: 35 SEC: 4-31
Fayetteville: 2-14
Knoxville: 2-14
Neutral: 0-2
Postseason: 0-1 (NCAA Final Four)

2/29/1992	AR	59	#2 Tennessee	105	Knoxville
2/27/1993	AR	55	#1 Tennessee	72	Fayetteville
1/2/1994	AR	67	#1 Tennessee	89	Knoxville
2/7/1995	#20 AR	67	#2 Tennessee	87	Fayetteville
1/17/1996	AR	66	#4 Tennessee	78	Knoxville
12/29/1996	#22 AR	77	#6 Tennessee	75	Fayetteville
1/1/1998	AR	58	#1 Tennessee	88	Knoxville
3/27/1998	AR	58	#1 Tennessee	86	Kan City (NCAA)
12/17/1998	AR	62	#2 Tennessee	82	Fayetteville
1/10/2000	AR	69	#2 Tennessee	79	Knoxville
1/7/2001	AR	61	#2 Tennessee	76	Fayetteville
2/7/2002	AR	65	#3 Tennessee	93	Knoxville
1/30/2003	#12 AR	79	#4 Tennessee	92	Fayetteville
1/8/2004	AR	44	#5 Tennessee	83	Knoxville
2/26/2004	AR	71	#2 Tennessee	93	Fayetteville
2/20/2005	AR	71	#8 Tennessee	84	Knoxville
1/13/2005	AR	54	#6 Tennessee	72	Fayetteville
2/5/2006	AR	37	#5 Tennessee	77	Knoxville
2/22/2007	AR	68	#2 Tennessee	75 (OT)	Fayetteville
1/24/2008	AR	55	#2 Tennessee	98	Knoxville
1/22/2009	AR	67	#10 Tennessee	76	Fayetteville
2/4/2010	AR	57	#5 Tennessee	74	Knoxville
1/30/2011	AR	53	#5 Tennessee	72	Fayetteville
1/8/2012	AR	38	#6/7 Tennessee	68	Fayetteville
2/23/2012	AR	72	#6/7 Tennessee	71 (OT)	Knoxville
2/24/2013	AR	54	#11 Tennessee	60	Fayetteville
1/30/2014	AR	60	#10 Tennessee	70	Knoxville
1/1/2015	AR	51	#5/8 Tennessee	60	Fayetteville
1/14/2016	AR	64	#13 Tennessee	59	Fayetteville
2/4/2016	AR	57	#24 Tennessee	75	Knoxville
3/3/2016	AR	51	Tennessee	68	Jacksonville (SEC)
2/19/2017	AR	46	Tennessee	59	Knoxville
2/8/2018	AR	85	#11 Tennessee	90	Fayetteville
1/21/2019	AR	80	Tennessee	79	Knoxville

TENNESSEE-MARTIN ---------- 1-0
Games: 1
Fayetteville: 1-0
Martin: 0-0
Neutral: 1-0

2/13/1981	AR	66	UT-Martin	46	Fayetteville

TENNESSEE STATE ---------- 3-0
Games: 3
Fayetteville: 1-0
Nashville: 0-0
Neutral: 2-0

11/26/1988	AR	114	Tenn. State	42	Auburn, Ala.
11/23/2010	AR	71	Tenn. State	50	Fayetteville
11/23/2018	AR	79	Tenn. State	55	Nashville

TENNESSEE TECH ---------- 2-1
Games: 3
Fayetteville: 2-0
Cookville: 0-1
Neutral: 0-0

11/27/1981	AR	75	Tenn. Tech	96	Cookville, Tenn.
12/20/2013	AR	79	Tenn. Tech	53	Fayetteville
12/4/2018	AR	65	Tenn. Tech	42	Fayetteville

TEXAS ---------- 3-22
Games: 25
Fayetteville: 1-9
Austin: 2-7
Neutral: 0-6
Postseason: 0-1 (NCAA)

1/29/1981	AR	61	#14 Texas	110	Houston
1/29/1982	AR	53	#10 Texas	68	Coll. Station (SWC)
2/21/1983	AR	67	#3 Texas	89	Austin
3/13/1983	AR	54	#3 Texas	80	Austin (SWC)
1/16/1984	AR	63	#3 Texas	89	Austin
2/18/1984	AR	70	#1 Texas	71	Fayetteville
1/12/1985	AR	60	#3 Texas	85	Fayetteville
2/12/1985	AR	71	#1 Texas	89	Austin
3/7/1985	AR	62	#1 Texas	104	Fayetteville
1/7/1986	AR	44	#1 Texas	75	Fayetteville
2/8/1986	AR	57	#1 Texas	75	Fayetteville
1/6/1987	AR	56	#1 Texas	59	Fayetteville
2/3/1987	AR	65	#1 Texas	91	Austin
3/7/1987	AR	70	#1 Texas	72	Dallas (SWC)
1/5/1988	AR	70	#1 Texas	89	Fayetteville
2/6/1988	AR	54	#5 Texas	84	Austin
1/7/1989	AR	67	#4 Texas	104	Austin
2/7/1989	AR	67	#11 Texas	87	Fayetteville
3/11/1989	AR	99	#6 Texas	101	Dallas (SWC)
1/24/1990	AR	75	#1 Texas	84	Fayetteville
2/23/1990	#25 AR	82	#6 Texas	77	Austin
1/8/1991	#14 AR	76	#20 Texas	61	Fayetteville
2/9/1991	#11 AR	73	#15 Texas	68	Austin
3/25/2003	#24 AR	50	#5 Texas	67	Cincinnati (NCAA)
12/20/2015	AR	50	#5/6 Texas	61	OK City, Okla.

TEXAS A&I ---------- 1-0
Games: 1
Fayetteville: 0-0
Kingsville: 1-0
Neutral: 0-0

12/12/1979	AR	71	Texas A&I	54	Kingsville, Texas

TEXAS A&M ---------- 22-11
Games: 32 SEC: 2-8
Fayetteville: 11-3
College Station: 8-6
Neutral: 3-2
Postseason: 0-1 (NCAA)

1/30/1981	AR	80	Texas A&M	62	Houston (SWC)
2/12/1982	AR	70	Texas A&M	60	College Station
1/19/1983	AR	75	Texas A&M	57	Fayetteville
3/11/1983	AR	66	Texas A&M	57	Austin (SWC)
1/21/1984	AR	69	Texas A&M	63	College Station
2/6/1984	AR	83	Texas A&M	70	Fayetteville
3/6/1984	AR	75	Texas A&M	66	Fayetteville (SWC)
1/2/1985	AR	81	Texas A&M	67	College Station
2/2/1985	AR	75	Texas A&M	65	Fayetteville
1/28/1986	AR	74	Texas A&M	65	College Station
3/1/1986	AR	75	Texas A&M	67	Fayetteville
1/24/1987	AR	86	Texas A&M	69	Fayetteville
2/25/1987	AR	63	Texas A&M	57	College Station
1/16/1988	AR	56	Texas A&M	60	College Station
2/16/1988	AR	79	Texas A&M	69	Fayetteville
3/10/1988	AR	58	Texas A&M	59	Dallas (SWC)
1/17/1989	AR	91	Texas A&M	90	Fayetteville
2/18/1989	AR	74	Texas A&M	73	College Station
1/20/1990	AR	70	Texas A&M	64	College Station
2/20/1990	#25 AR	76	Texas A&M	63	Fayetteville
1/22/1991	#11 AR	90	Texas A&M	66	Fayetteville
2/24/1991	#9 AR	91	Texas A&M	68	College Station
3/19/2012	AR	59	#22/14 TAMU	61	Coll. Station (NCAA)
1/6/2013	AR	51	#24/22 TAMU	63	Fayetteville
2/27/2014	AR	54	#17/16 TAMU	77	College Station
1/4/2015	AR	50	#5/8 TAMU	52	Fayetteville
2/12/2015	RV AR	55	#15/16 TAMU	59	College Station
1/7/2016	AR	67	#13/10 TAMU	61	Fayetteville
1/12/2017	AR	65	Texas A&M	90	College Station
2/22/2018	AR	60	#17 TAMU	104	Fayetteville
3/1/2018	AR	52	#15 TAMU	82	Nashville (SEC)
3/3/2019	AR	63	#19 Texas A&M	66	College Statoin
3/9/2019	AR	58	#15 Texas A&M	51	Greenville

TEXAS-ARLINGTON ---------- 8-0
Games: 8
Fayetteville: 4-0
Arlington: 3-0
Neutral: 1-0

12/22/1992	AR	70	UTA	43	Fayetteville
12/22/1993	AR	73	UTA	57	Arlington
11/23/1996	#19 AR	64	UTA	53	Fayetteville
11/25/2001	AR	79	UTA	48	NLR, Ark.
12/1/2010	AR	57	UTA	54	Arlington
11/16/2011	AR	57	UTA	34	Fayetteville
12/17/2017	AR	91	UTA	57	Fayetteville
11/14/2018	AR	66	UTA	65	Arlington

TEXAS-CHRISTIAN ---------- 20-4
Games: 24
Fayetteville: 12-1
Ft. Worth: 8-3
Neutral: 0-0
Postseason: 0-1 (WNIT)

1/11/1983	AR	105	TCU	44	Fayetteville
1/14/1984	AR	55	TCU	48	Ft. Worth
2/22/1984	AR	83	TCU	67	Fayetteville
1/8/1985	AR	74	TCU	54	Fayetteville
2/9/1985	AR	92	TCU	69	Ft. Worth
1/4/1986	AR	94	TCU	61	Ft. Worth
2/4/1986	AR	109	TCU	59	Fayetteville
1/3/1987	AR	94	TCU	55	Fayetteville
1/31/1987	AR	76	TCU	53	Ft. Worth
1/9/1988	AR	87	TCU	75	Fayetteville
2/9/1988	AR	69	TCU	73	Ft. Worth
1/10/1989	AR	83	TCU	69	Ft. Worth
2/11/1989	AR	77	TCU	70	Fayetteville
1/13/1990	AR	86	TCU	65	Fayetteville
2/13/1990	AR	85	TCU	65	Ft. Worth
1/16/1991	#12 AR	95	TCU	62	Ft. Worth
2/16/1991	#9 AR	82	TCU	46	Fayetteville
2/1/1995	#23 AR	105	TCU	64	Fayetteville
12/21/1995	#8 AR	83	TCU	52	Ft. Worth
12/30/2000	AR	81	TCU	65	Fayetteville
12/29/2001	AR	58	TCU	60	Ft. Worth
11/25/2002	#17 AR	76	TCU	66	Fayetteville
12/6/2003	AR	62	#21 TCU (OT)	67	Ft. Worth
3/28/2019	AR	78	TCU	82	Fayetteville

TEXAS-EL PASO ---------- 2-1
Games: 3
Fayetteville: 1-0
El Paso: 1-1
Neutral: 0-0

11/25/1989	AR	87	UTEP	61	Fayetteville
11/27/2010	AR	59	UTEP	56	El Paso
11/24/2017	AR	61	UTEP	64	El Paso

TEXAS-PAN AMERICAN ---------- 2-0
Games: 2
Fayetteville: 2-0
Pan American: 0-0
Neutral: 0-0

2/15/1994	AR	94	Texas-PA	59	Fayetteville
12/18/2005	AR	74	Texas-PA	44	Fayetteville

ALL TIME RESULTS

TEXAS–SAN ANTONIO ---------- 3–1
Games: 4
Fayetteville: 1–0
San Antonio: 1–0
Neutral: 1–1

12/12/1987	AR	84	UTSA	73	Fayetteville
12/3/1988	AR	75	UTSA	57	Nacogdoches
1/9/1989	AR	97	UTSA	77	San Antonio
12/20/2009	AR	55	UTSA	71	Hot Springs, Ark.

TEXAS SOUTHERN ---------- 5–1
Games: 6
Fayetteville: 5–0
Houston: 0–0
Neutral: 0–1

12/8/1979	AR	47	Texas So.	70	Kingsville, Texas
2/19/1982	AR	65	Texas So.	56	Fayetteville
11/27/1995	#9 AR	98	Texas So.	35	Fayetteville
12/3/2006	AR	90	Texas So.	50	Fayetteville
12/21/2011	AR	86	Texas So.	41	Fayetteville
11/29/2013	AR	72	Texas So.	50	Fayetteville

TEXAS TECH ---------- 18–9
Games: 27
Fayetteville: 11–0
Lubbock: 4–5
Neutral: 3–4

3/6/1980	AR	46	Texas Tech	74	Baton Rouge (SWAIAW)
1/27/1982	AR	70	Texas Tech	55	Coll Station (SWC)
2/24/1983	AR	74	Texas Tech	67	Fayetteville
1/19/1984	AR	64	Texas Tech	61	Fayetteville
2/13/1984	AR	62	Texas Tech	71	Lubbock
3/8/1984	AR	43	Texas Tech	56	Houston (SWC)
1/15/1985	AR	74	#16 Texas Tech	78	Lubbock
2/16/1985	AR	65	#16 Texas Tech	55	Fayetteville
1/11/1986	AR	62	#24 Texas Tech	60	Fayetteville
2/11/1986	AR	60	Texas Tech	73	Lubbock
3/5/1986	AR	48	Texas Tech	58	Dallas (SWC)
1/10/1987	AR	53	Texas Tech	51	Lubbock
2/7/1987	AR	69	TX Tech (OT)	65	Fayetteville
2/2/1988	AR	80	Texas Tech	67	Fayetteville
3/5/1988	AR	70	Texas Tech	82	Lubbock
1/3/1989	AR	75	Texas Tech	64	Fayetteville
2/4/1989	AR	74	Texas Tech	65	Lubbock
3/8/1989	AR	79	Texas Tech	72	Dallas (SWC)
1/6/1990	AR	76	TX Tech (OT)	74	Lubbock
2/6/1990	AR	62	Texas Tech	55	Fayetteville
3/7/1990	#19 AR	60	Texas Tech	69	Dallas (SWC)
1/12/1991	#14 AR	64	Texas Tech	62	Lubbock
2/12/1991	#9 AR	82	Texas Tech	70	Fayetteville
3/9/1991	#8 AR	60	Texas Tech	51	Dallas (SWC)
1/5/2008	#25 AR	80	Texas Tech	57	Fayetteville
1/3/2009	AR	60	Texas Tech	75	Lubbock
12/03/2016	AR	66	Texas Tech	60	Fayetteville

TEXAS WOMAN'S ---------- 0–1
Games: 1
Fayetteville: 0–0
Durant: 0–0
Neutral: 1–0

2/9/1980	AR	58	TWU	67	Denton, Texas

TULANE ---------- 3–1
Games: 4
Fayetteville: 1–1
New Orleans: 1–0
Neutral: 1–0
Postseason: 0–1 (WNIT)

1/12/1980	AR	66	Tulane	65	New Orleans
1/19/1994	AR	71	Tulane	59	Fayetteville
12/28/1994	#24 AR	83	Tulane	79	Kenner, La.
3/24/2013	AR	48	Tulane	60	F'ville (WNIT)

TULSA ---------- 22–3
Games: 25
Fayetteville: 10–2
Tulsa: 12–1
Neutral: 0–0
Postseason: 1–0 (WNIT)

1/15/1977	AR	47	Tulsa	55	Tulsa
2/26/1977	AR	59	Tulsa	48	Fayetteville
11/22/1977	AR	68	Tulsa	50	Tulsa
1/26/1978	AR	69	Tulsa	49	Fayetteville
11/21/1978	AR	79	Tulsa	76	Tulsa
1/16/1979	AR	66	Tulsa	47	Fayetteville
2/3/1981	AR	88	Tulsa	67	Fayetteville
11/23/1981	AR	76	Tulsa	60	Tulsa
1/17/1985	AR	88	Tulsa	54	Fayetteville
2/22/1986	AR	62	Tulsa	49	Tulsa
12/30/1999	AR	80	Tulsa	62	Tulsa
1/5/2001	AR	101	Tulsa	60	Fayetteville
12/5/2001	AR	55	Tulsa	52	Tulsa
12/9/2002	#13 AR	66	Tulsa	49	Fayetteville
12/9/2003	AR	64	Tulsa	43	Tulsa
12/1/2005	AR	64	Tulsa	66	Fayetteville
12/16/2006	#25 AR	78	Tulsa	67	Tulsa
11/20/2007	AR	69	Tulsa	52	Fayetteville (NWIT)
11/15/2012	AR	64	Tulsa	56 (OT)	Tulsa
12/10/2013	AR	81	Tulsa	43	Fayetteville
12/14/2014	RV AR	64	Tulsa	53	Tulsa
11/23/2015	AR	67	Tulsa	74	Fayetteville
11/30/2016	AR	57	Tulsa	50	Tulsa
12/10/2017	AR	67	Tulsa	41	Tulsa
12/20/2018	AR	61	Tulsa	59	Tulsa

UCLA ---------- 1–0
Games: 1
Fayetteville: 1–0
Los Angeles: 0–0
Neutral: 0–0
Postseason: 1–0 (NCAA)

3/14/1990	#22 AR	90	UCLA (OT)	80	Fayetteville (NCAA)

UM–KANSAS CITY ---------- 6–0
Games: 6
Fayetteville: 4–0
Kansas City: 2–0
Neutral: 0–0

1/25/1985	AR	79	UMKC	47	Fayetteville
2/23/1988	AR	102	UMKC	85	Fayetteville
2/25/1989	AR	46	Missouri–KC	42	Kansas City
11/30/1991	#18 AR	73	Missouri–KC	61	Fayetteville
1/25/2005	AR	69	UMKC	46	Kansas City
12/4/2005	AR	84	UMKC	57	Fayetteville

UNC–WILMINGTON ---------- 1–0
Games: 1
Fayetteville: 0–0
Wilmington: 0–0
Neutral: 1–0

11/26/1999	AR	88	UNC–W	77	Princton. N.J.

UTAH ---------- 2–1
Games: 3
Fayetteville: 1–0
Salt Lake City: 1–0
Neutral: 0–1

12/21/1997	#24 AR	64	Utah	73	Ft. Worth, Texas
12/4/2010	AR	65	Utah	54	Salt Lake City
12/20/2011	AR	57	Utah	56	Fayetteville

VALPARAISO ---------- 1–0
Games: 1
Fayetteville: 0–0
Valparaiso: 1–0
Neutral: 0–0

12/28/1997	#25 AR	77	Valpo (OT)	69	Valparaiso, Ind.

VANDERBILT ---------- 10–25
Games: 35 SEC: 10–24
Fayetteville: 8–8
Nashville: 1–16
Neutral: 1–1

2/8/1992	AR	75	#13 VU	79	Nashville
2/6/1993	AR	59	#6 VU	80	Fayetteville
2/20/1994	#18 AR	58	#14 VU	67	Nashville
2/19/1995	AR	73	#8 VU (OT)	71	Fayetteville
1/14/1996	#14 AR	60	#2 VU	65	Fayetteville
1/12/1997	#8 AR	68	#10 VU	77	Nashville
1/18/1998	AR	80	#6 VU (OT)	85	Fayetteville
1/17/1999	AR	57	VU	73	Nashville
1/23/2000	AR	61	VU	52	Fayetteville
1/21/2001	AR	68	#15 VU	64	Nashville
1/31/2002	AR	67	#8 VU	57	Fayetteville
3/2/2002	AR	78	#6 VU	81	Nashville
1/23/2003	#8 AR	59	#18 VU	76	Nashville
1/29/2004	AR	69	#24 VU	74	Fayetteville
2/17/2005	AR	43	#22 VU	78	Nashville
3/4/2005	AR	60	VU	79	Nashville
1/8/2006	AR	52	#20 VU (OT)	51	Fayetteville
2/9/2006	AR	59	#22 VU	64	Nashville
1/4/2007	#20 AR	61	#11 VU	98	Nashville
1/28/2007	AR	34	#15 VU	61	Fayetteville
2/21/2008	AR	50	#25 VU	63	Fayetteville
1/29/2009	AR	61	#20 VU (OT)	72	Nashville
1/31/2010	AR	61	VU	67	Fayetteville
3/4/2010	AR	64	VU (OT)	65	Duluth
1/20/2011	#23 AR	54	VU	65	Nashville
1/19/2012	AR	69	#35/33 VU	47	Fayetteville
1/13/2013	AR	58	VU	78	Nashville
2/20/2014	AR	50	rv/25 VU	56	Fayetteville
1/22/2015	AR	53	VU	55	Nashville
2/8/2016	AR	57	VU	56	Fayetteville
1/19/2017	AR	59	VU	46	Fayetteville
2/23/2017	AR	64	VU	66	Nashville
2/25/2018	AR	73	VU	78	Nashville
2/28/2018	AR	88	VU	76	Nashville (SEC)
1/13/2019	AR	83	VU	62	Fayetteville

VIRGINIA COMMONWEALTH ---------- 1–0
Games: 1
Fayetteville: 0–0
Richmond: 0–0
Neutral: 1–0

12/21/2009	AR	68	VCU	58	Hot Springs, Ark.

ALL TIME RESULTS

WASHINGTON STATE ----------2-0
Games: 2
Fayetteville: 1-0
Pullman: 1-0
Neutral: 0-0

12/1/1990	#8 AR	68	Wash. St.	48	Pullman
12/31/1992	AR	84	Wash. St.	62	Fayetteville

WASHINGTON ----------1-1
Games: 2
Fayetteville: 1-0
Spokan: 0-1
Neutral: 0-0

2/28/1982	AR	75	Wash. (OT)	70	Fayetteville
3/18/1995	#15 AR	50	#14 Wash.	54	Spokan

WAYLAND BAPTIST ----------0-1
Games: 1
Fayetteville: 0-0
Plainview: 0-0
Neutral: 0-1
Postseason: 0-1 (SWAIAW)

3/12/1982	AR	57	Wayland Bap	61	Lubbock (SWAIAW)

WEST VIRGINIA ----------0-1
Games: 1
Fayetteville: 0-0
Morgantown: 0-1
Neutral: 0-0

1/26/1992	AR	60	West Virginia	81	Morgantown

WESTERN ILLINOIS ----------2-0
Games: 2
Fayetteville: 2-0
Macomb: 0-0
Neutral: 0-0

12/22/1996	#23 AR	100	W. Illinois	49	Fayetteville
12/29/2008	AR	70	W. Illinois	53	Fayetteville

WESTERN KENTUCKY ----------4-2
Games: 6
Fayetteville: 2-0
Bowling Green: 1-2
Neutral: 1-0

11/29/1986	AR	76	W. Kentucky	86	Bowling Green
12/28/2002	#10 AR	71	W. Kentucky	61	Fayetteville
12/3/2003	AR	67	W. Kentucky	65	Bowling Green
11/28/2004	AR	83	W. Kentucky	79	Fayetteville
12/6/2005	AR	73	W. Kentucky	89	Bowling Green
11/27/2009	AR	69	W. Kentucky	51	Cancun, Mex.

WESTERN MICHIGAN ----------2-0
Games: 2
Fayetteville: 1-0
Kalamazoo: 0-0
Neutral: 0-0

12/9/2001	AR	73	W. Mich. (OT)	69	Fayetteville
11/24/2013	AR	61	W. Mich.	46	Fayetteville

WICHITA STATE ----------7-1
Games: 8
Fayetteville: 5-0
Wichita: 2-1
Neutral: 0-0
Postseason: 1-0 (WNIT)

1/8/1981	AR	47	Wichita St.	68	Wichita
2/20/1982	AR	82	Wichita St.	72	Fayetteville
12/2/1995	#9 AR	70	Wichita St.	67	Wichita
11/26/1997	#24 AR	73	Wichita St.	53	Fayetteville
3/15/2000	AR	83	Wichita St.	63	Fayetteville (WNIT)
11/21/2003	AR	81	Wichita St.	72	Wichita
12/3/2004	AR	78	Wichita St.	55	Fayetteville
11/20/2006	AR	80	Wichita St.	70	Fayetteville

WISCONSIN ----------2-0
Games: 2
Fayetteville: 1-0
Madison: 0-0
Neutral: 1-0
Postseason: 1-0 (WNIT)

3/23/1999	AR	67	Wisconsin	64	Fayetteville (WNIT)
11/25/2018	AR	69	Wisconsin	68	Nashville

WOFFORD ----------1-0
Games: 1
Fayetteville: 1-1
Spartanburg: 0-0
Neutral: 0-0

2/10/1997	#21AR	76	Wofford	39	Fayetteville

SCHEDULE NOTES

VERIZON/ALLTEL ARENA

Arkansas women's basketball games played in Verizon/Alltel Arena (opened October 1999)

Date	Opponent	Result	UA/Opp Ranking
Dec. 19, 1999	Memphis	L, 88–82	–/–
Dec. 21, 2000	Harvard	W, 87–48	–/–
Nov. 25, 2001	Texas–Arlington	W, 79–48	–/–
Jan. 6, 2003	Louisiana–Lafayette	W, 75–57	11/–
March 6, 2003	Alabama *	W, 53–48	23/–
March 7, 2003	LSU *	L, 78–72	23/6
Dec. 16, 2004	Louisiana–Lafayette	W, 82–68	–/–
March 2, 2006	Ole Miss *	L, 94–64	–/–
March 5, 2009	Ole Miss *	L, 65–60	–/–
Dec. 21, 2014	Oklahoma (SEC/Big 12)	W, 71–65	rv/rv
March 5, 2015	Ole Miss (SEC Tourn)	W, 71–61	–/–
March 6, 2015	South Carolina (SEC Tourn)	L, 36–58	–/3

Arkansas owns a 7–5 record in games played in Verizon/Alltel Arena.
Arkansas owns a 2–4 record in SEC Tournament games played in Verizon/Alltel Arena.

STATE OF ARKANSAS – NOT IN FAYETTEVILLE

Date	Opponent	Result	UA/Opp Rk	Location
Nov. 19, 1976	North Arkansas CC	L, 70–67	–/–	West Fork
Nov. 18, 1977	Arkansas St. - Beebe	W, 62–58	–/–	West Fork
Nov. 19, 1977	Eastern Oklahoma	L, 98–90	–/–	West Fork
Dec. 3, 1981	Centenary	W, 78–55	–/–	Camden
Dec. 19, 1981	Arkansas College	W, 57–39	–/–	Wynne
Dec. 19, 1983	Northwestern State	W, 75–73	–/–	Little Rock
Dec. 16, 1984	Grambling	W, 96–57	–/–	Little Rock
Dec. 9, 1987	Mississippi	L, 88–72	–/8	Pine Bluff
Dec. 19, 1999	Memphis	L, 88–82	–/–	North Little Rock
Dec. 21, 2000	Harvard	W, 87–48	–/–	North Little Rock
Nov. 25, 2001	Texas–Arlington	W, 79–48	–/–	North Little Rock
Jan. 6, 2003	Louisiana–Lafayette	W, 75–57	11/–	North Little Rock
March 6, 2003	Alabama *	W, 53–48	23/–	North Little Rock
March 7, 2003	LSU *	L, 78–72	23/6	North Little Rock
Dec. 18, 2003	Northwestern State	W, 78–64	–/–	Hot Springs
Dec. 16, 2004	Louisiana–Lafayette	W, 82–68	–/–	North Little Rock
Dec. 15, 2005	Nicholls State	W, 75–40	–/–	Hot Springs
March 2, 2006	Ole Miss *	L, 94–64	–/–	North Little Rock
Dec. 20, 2006	Stephen F. Austin	W, 75–54	24/–	Hot Springs
Dec. 13, 2007	Northwestern State	W, 59–43	–/–	Hot Springs
March 5, 2009	Ole Miss *	L, 65–60	–/–	North Little Rock
Nov. 15, 2009	Alcorn State	W, 87–78	–/–	Hot Springs
Dec. 21, 2014	Oklahoma (SEC/Big 12)	W, 71–65	rv/rv	North Little Rock
March 5, 2015	Ole Miss*	W, 71–61	–/–	North Little Rock
March 6, 2015	South Carolina*	L, 36–58	–/3	North Little Rock

* SEC Tournament game

Arkansas owns a 17–8 in games played in the state of Arkansas, including 1–2 in West Fork, 1–0 in Camden, 1–0 in Wynne, 9–5 in Little Rock, 5–0 in Hot Springs, and 0–1 in Pine Bluff.

Arkansas has played in four SEC Tournaments in Little Rock, with a 2–4 record in those games.

ELEMENTARY DAY

Arkansas is 9–1 all–time in Elementary Day Games
The Razorbacks are 9–0 at home and 0–1 on the road (Northwestern, 2008)

11–12–10	Arkansas	71	Florida A&M	62
11–16–11	Arkansas	57	UTA	34
11–9–12	Arkansas	97	Jackson State	58
11–8–13	Arkansas	81	Sam Houston State	45
11–14–14	Arkansas	63	Nicholls	52
11–13–15	Arkansas	97	SE Louisiana	53
11–11–16	Arkansas	71	Sam Houston State	39
11–10–17	Arkansas	65	Sam Houston State	54
11–9–18	Arkansas	98	Northwestern State	53

PINK GAMES

Arkansas is 6–6 in home Pink Games 4–7 road Pink Games

2019	Auburn	L, 75–72		
2018	LSU	L, 62–57		
2017	Kentucky	L, 69–62	Missouri	L, 67–56
2016	Alabama	W, 69–67	Missouri	L, 69–48
			Kentucky	L, 77–63
2015	LSU	W, 63–41	Auburn	W, 54–36
2014	Alabama	W, 75–55	S Carolina	L, 49–67
2013	Missouri	W, 61–40	Georgia	L, 34–66
2012	LSU	L, 42–50	Auburn	W, 51–48
2011	LSU	W, 42–40	Ole Miss	W, 56–53
2010	Alabama	L, 58–69	LSU	L, 53–70
2009	Ole Miss	W, 70–59	Florida	W, 83–74
2008	Vanderbilt	L, 63–50	Florida	L, 73–75

SEC/BIG 12 CHALLENGE

Arkansas is 2–2 in the SEC/Big 12 Challenge game that began in the 2014–15 season. The event expanded from four teams who played at the SEC and Big 12 Conference Tournament sites the first two seasons to include the Big 12's full membership versus 10 SEC teams beginning in December 2016. The inaugural challenge was held in 2014 in Little Rock, Ark., and featured a top 5 match–up with No. 3 Texas squaring off against No. 4 Texas A&M. Oklahoma and Arkansas, who were both receiving votes in the Associated Press Poll, played in the second game. The conferences split the Challenge with the two games decided by a total of nine points.

2014	Oklahoma	W, 71–64	North Little Rock
2015	#5 Texas	L, 61–50	Oklahoma City
2016	Texas Tech	W, 66–60	Fayetteville
2017	at Kansas	L, 71–60	Lawrence
2018	at Iowa State	L, 91–82	Ames

ELEMENTARY DAY RECORDS (TOP-5)

TEAM RECORDS

Points

98	Northwestern State	11/9/18
97	SE Louisiana	11/13/15
97	Jackson State	11/9/12
81	Sam Houston State	11/8/13
71	Sam Houston State	11/11/16
71	Florida A&M	11/12/10

Field Goals

37	SE Louisiana	11/13/15
37	Jackson State	11/9/12
34	Northwestern State	11/9/18
30	Sam Houston State	11/8/13
25	Sam Houston State	11/10/17

Field Goal Attempts

73	Jackson State	11/9/12
67	Sam Houston State	11/10/17
66	Florida A&M	11/12/10
60	Sam Houston State	11/8/13
60	Texas/Arlington	11/16/11

Field Goal Percentage

.576	Northwestern State	11/9/18
.507	Jackson State	11/9/12
.500	Sam Houston State	11/8/13
.436	Sam Houston State	11/11/16
.420	SE Louisiana	11/13/15

3-Point Field Goals

11	Northwestern State	11/9/18
11	Sam Houston State	11/8/13
10	Jackson State	11/9/12
9	Sam Houston State	11/10/17
7	Sam Houston State	11/11/16
7	SE Louisiana	11/13/15
7	Nicholls	11/14/14
7	Texas/Arlington	11/16/11

3-Point Field Goal Attempts

33	Sam Houston State	11/10/17
24	Jackson State	11/9/12
23	Northwestern State	11/9/18
22	SE Louisiana	11/13/15
22	Nicholls	11/14/14

3-Point Field Goal Pct.

.579	Sam Houston State	11/8/13
.500	Sam Houston State	11/11/16
.478	Northwestern State	11/9/18
.417	Jackson State	11/9/12
.375	Florida A&M	11/12/10

Free Throws

19	Northwestern State	11/9/18
19	Florida A&M	11/12/10
16	Sam Houston State	11/11/16
16	SE Louisiana	11/13/15
14	Nicholls	11/14/14

Free Throw Attempts

33	Northwestern State	11/9/18
33	Florida A&M	11/12/10
25	SE Louisiana	11/13/15
25	Nicholls	11/14/14
23	Sam Houston State	11/11/16

Free Throw Percentage

.696	Sam Houston State	11/11/16
.684	Jackson State	11/9/12
.640	SE Louisiana	11/13/15
.576	Florida A&M	11/12/10
.560	Nicholls	11/14/14

Offensive Rebounds

28	SE Louisiana	11/13/15
23	Nicholls	11/14/14
22	Texas/Arlington	11/16/11
19	Florida A&M	11/12/10
14	Jackson State	11/9/12

Defensive Rebounds

31	SE Louisiana	11/13/15
30	Nicholls	11/14/14
30	Florida A&M	11/12/10
29	Sam Houston State	11/10/17
29	Jackson State	11/9/12

Total Rebounds

59	SE Louisiana	11/13/15
53	Nicholls	11/14/14
49	Florida A&M	11/12/10
48	Texas/Arlington	11/16/11
43	Jackson State	11/9/12

Personal Fouls

26	Jackson State	11/9/12
22	Sam Houston State	11/8/13
21	SE Louisiana	11/13/15
17	Florida A&M	11/12/10
15	Northwestern State	11/9/18

Assists

26	Jackson State	11/9/12
23	SE Louisiana	11/13/15
22	Sam Houston State	11/8/13
18	Northwestern State	11/9/18
16	Sam Houston State	11/11/16

Turnovers

18	Nicholls	11/14/14
18	Florida A&M	11/12/10
16	Northwestern State	11/9/18
15	SE Louisiana	11/13/15
15	Sam Houston State	11/8/13

ELEMENTARY DAY

Arkansas is 9-1 all-time in Elementary Day Games

The Razorbacks are 9-0 at home and 0-1 on the road (Northwestern, 2008)

HOME RECORDS

Results						Attendance
11-12-10	Arkansas	71	Florida A&M	62		4,107
11-16-11	Arkansas	57	UTA	34		3,886
11-9-12	Arkansas	97	Jackson State	58		4,130
11-8-13	Arkansas	81	Sam Houston State	45		4,122
11-14-14	Arkansas	63	Nicholls	52		4,541
11-13-15	Arkansas	97	SE Louisiana	53		4,937
11-11-16	Arkansas	71	Sam Houston St.	39		4,277
11-10-17	Arkansas	65	Sam Houston St.	64		4,418
11-9-18	Arkansas	98	Northwestern State	53		5,497

Blocks

7	Sam Houston State	11/10/17
5	Sam Houston State	11/11/16
5	Nicholls	11/14/14
5	Texas/Arlington	11/16/11
5	Florida A&M	11/12/10

Steals

14	SE Louisiana	11/13/15
11	Northwestern State	11/9/18
10	Sam Houston State	11/11/16
10	Jackson State	11/9/12
10	Florida A&M	11/12/10

Attendance

5,497	Northwestern State	11/9/18
4,937	SE Louisiana	11/13/15
4,541	Nicholls	11/14/14
4,418	Sam Houston State	11/10/17
4,277	Sam Houston State	11/11/16
4,130	Jackson State	11/9/12
4,122	Sam Houston State	11/8/13
4,107	Florida A&M	11/12/10

INDIVIDUAL RECORDS

Points

22	Calli Berna	JSU	11/9/12
21	C'eira Ricketts	FAMU	11/12/10
20	Jessica Jackson	SHSU	11/11/16
19	Alexis Tolefree	NSU	11/9/18

Field Goals

8	Quistelle Williams	JSU	11/9/12
7	Malica Monk	SHSU	11/10/17
7	Calli Berna	JSU	11/9/12
7	Jessica Jackson	SHSU	11/8/13
7	Melissa Wolff	Nicholls	11/14/14

Field Goal Attempts

16	Kelsey Brooks	Nicholls	11/14/14
14	Jessica Jackson	SHSU	11/11/16
13	Malica Monk	SHSU	11/10/17
13	Devin Cosper	SHSU	11/10/17
13	Lyndsay Harris	FAMU	11/12/10
13	Jessica Jackson	SHSU	11/8/13

Field Goal Pct. (Min. 5 FG)

.857	A'Tyanna Gaulden (6-7)	NSU	11/9/18
.750	Jhasmin Bowen (6-8)	JSU	11/9/12
.727	Q. Williams (8-11)	JSU	11/9/12
.714	Malica Monk (5-7)	SHSU	11/11/16
.714	Kelsey Brooks (5-7)	SHSU	11/8/13

3-Point Field Goals

5	Alexis Tolefree	NSU	11/9/18
5	Calli Berna	JSU	11/9/12
4	Devin Cosper	SHSU	11/10/17
4	McKenzie Adams	SHSU	11/8/13
3	Jessica Jackson	SHSU	11/11/16
3	Jessica Jackson	SE La	11/13/15
3	Lyndsay Harris	FAMU	11/12/10
3	Kelsey Hatcher	JSU	11/9/12
3	Kelsey Brooks	SHSU	11/8/13
3	Calli Berna	Nicholls	11/14/14

ELEMENTARY DAY RECORDS (TOP-5)

3-Point Field Goal Attempts
11 Devin Cosper SHSU 11/10/17
10 Alexis Tolefree NSU 11/9/18
9 Jessica Jackson SE La 11/13/15
8 Kelsey Brooks Nicholls 11/14/14

3-Point Field Pct (min. 3)
.833 Calli Berna (5-6) JSU 11/9/12
.750 Jess Jackson (3-4) SHSU 11/11/16
.667 McKenzie Adams (4-6) SHSU 11/8/13

Free Throws
7 C'eira Ricketts FAMU 11/12/10
7 Lyndsay Harris FAMU 11/12/10
6 Jhasmin Bowen Nicholls 11/14/14
5 Jessica Jackson SHSU 11/11/16
5 Alecia Cooley SE La 11/13/15

Free Throw Attempts
10 C'eira Ricketts FAMU 11/12/10
10 Lyndsay Harris FAMU 11/12/10
10 Jhasmin Bowen Nicholls 11/14/14
7 A'Tyanna Gaulden NSU 11/9/18
7 Jessica Jackson SHSU 11/11/16
7 Melissa Wolff Nicholls 11/14/14

Free Throw Pct (min. 5 att.)
1.000 Alecia Cooley (5-5) SE LA 11/13/15
.714 Jessica Jackson (5-7) SHSU 11/11/16
.700 C'eira Ricketts (7-10) FAMU 11/12/10
.700 Lyndsay Harris (7-10) FAMU 11/12/10
.667 Jess Jackson (4-6) Nicholls 11/14/14

Offensive Rebounds
10 Dom Robinson UTA 11/16/11
6 Khadijah West SE La 11/13/15
6 Jhasmin Bowen Nicholls 11/14/14
6 Ashley Daniels FAMU 11/12/10
5 Kiara Williams NSU 11/9/18
5 Taylah Thomas NSU 11/9/18
5 Sarah Watkins FAMU 11/12/10
5 Keira Peak JSU 11/9/12
5 Melissa Wolff Nicholls 11/14/14

Defensive Rebounds
10 Devin Cosper SHSU 11/10/17
8 Melissa Wolff Nicholls 11/14/14
7 Calli Berna Nicholls 11/14/14
6 Jessica Jackson SE La 11/13/15
6 Jhasmin Bowen JSU 11/9/11
6 Ceira Ricketts FAMU 11/12/10

Total Rebounds
13 Melissa Wolff Nicholls 11/14/14
13 Dom Robinson UTA 11/16/11
12 Devin Cosper SHSU 11/10/17
10 Jessica Jackson SE La 11/13/15
10 Jhasmin Bowen Nicholls 11/14/14
10 Jhasmin Bowen JSU 11/9/12

Assists
13 Calli Berna SHSU 11/8/13
8 Kelsey Brooks SE La 11/13/15
7 Calli Berna JSU 11/9/12
6 C'eira Ricketts UTA 11/16/11
5 Jailyn Mason SHSU 11/11/16
5 Keira Peak JSU 11/9/12

Turnovers
4 A'Tyanna Gaulden NSU 11/9/18
4 Devin Cosper SHSU 11/10/17
4 Jessica Jackson Nicholls 11/14/14
4 Jhasmin Bowen Nicholls 11/14/14
4 Calli Berna Nicholls 11/14/14
4 Kelsey Brooks Nicholls 11/14/14
4 Dom Robinson UTA 11/16/11
4 Sarah Watkins FAMU 11/12/10

Blocks
4 Alecia Cooley SHSU 11/11/16
3 Jailyn Mason SHSU 11/10/17
3 Sarah Watkins UTA 11/16/11
2 Kelsey Brooks Nicholls 11/14/14
2 Melissa Wolff SHSU 11/8/13
2 C'eria Ricketts FAMU 11/12/10
2 Lyndsay Harris FAMU 11/12/10

Steals
6 C'eria Ricketts UTA 11/16/11
5 Kelsey Brooks SE La 11/13/15
4 Malica Monk SHSU 11/10/17
4 Kelsey Brooks Nicholls 11/14/14
4 Kelsey Brooks SHSU 11/8/13

Minutes Played
40 Calli Berna Nicholls 11/14/14
37 Melissa Wolff Nicholls 11/14/14
36 Jailyn Mason SHSU 11/11/16
35 Jessica Jackson Nicholls 11/14/14
34 Lyndsay Harris FAMU 11/12/10

OPPONENT TEAM HIGHS/LOWS

Points
High 62 FAMU 11/12/10
Low 34 UTA 11/16/11

Field Goals
High 23 FAMU 11/12/10
Low 14 SHSU 11/11/16
14 UTA 11/16/11

Field Goal Attempts
High 69 FAMU 11/12/10
Low 44 SHSU 11/8/13

Field Goal Percentage
High .364 SHSU 11/8/13
Low .269 SHSU 11/11/16
.269 UTA 11/16/11

3-Point Field Goals
High 8 SE La 11/13/15
8 NSU 11/9/18
Low 2 UTA 11/16/11
2 JSU 11/9/12

3-Point Field Goal Attempts
High 27 SHSU 11/10/17
Low 11 JSU 11/9/12

3-Point Field Goal Pct
High .381 (3-21) NSU 11/9/18
Low .154 UTA 11/16/11

Free Throws
High 18 JSU 11/9/12
Low 3 Nicholls 11/14/14

Free Throw Attempts
High 31 JSU 11/9/12
Low 4 Nicholls 11/14/14

Free Throw Percentage
High .875 (7-8) SHSU 11/11/16
Low .500 SHSU 11/8/13

Offensive Rebounds
High 19 FAMU 11/12/10
Low 5 SE La 11/13/15

Defensive Rebounds
High 36 SHSU 11/10/17
Low 17 Nicholls 11/14/14

Total Rebounds
High 51 SHSU 11/10/17
Low 26 Nicholls 11/14/14

Personal Fouls
High 27 NSU 11/9/18
27 SE La 11/13/15
Low 14 SHSU 11/10/17

Assists
High 14 NSU 11/9/18
Low 7 SHSU 11/11/16
7 JSU 11/9/12

Turnovers
High 30 NSU 11/9/18
Low 11 Nicholls 11/14/14

Blocks
High 6 Nicholls 11/14/14
Low 0 JSU 11/9/12

Steals
High 10 NSU 11/9/18
Low 2 SHSU 11/8/13
2 JSU 11/9/12

OPPONENT INDIVIDUAL HIGHS

Points
21 Tameka McKelton FAMU 11/12/10
20 Peaches Anderson SE La 11/13/15

Field Goals
8 Tameka McKelton FAMU 11/12/10

Field Goal Attempts-High
20 Tameka McKelton FAMU 11/12/10

3-Point Field Goals
5 Peaches Anderson SE La 11/13/15

3-Point Field Goal Attempts
9 Tameka McKelton FAMU 11/12/10

Free Throws
5 Nicole Collins FAMU 11/12/10

Free Throw Attempts
11 Bridgette James JSU 11/9/12

Offensive Rebounds
7 Jocelyn Scott NSU 11/9/18

Defensive Rebounds
9 Kiara Parker UTA 11/16/11

Total Rebounds
12 Jocelyn Scott (7-5) NSA 11/9/18
12 Kiara Parker UTA 11/16/11
12 Qiana Donald FAMU 11/12/10

Assists
6 Sabreena DeNure UTA 11/16/11

Turnovers
9 Myeshia Simms FAMU 11/12/10

Blocks
3 Ekiya Gray Nicholls 11/14/14

Steals
5 Jasmyn Johnson NSU 11/9/18

Minutes Played
39 Jenny Nash Nicholls 11/14/14

PINK GAME RECORDS

PINK GAMES

Arkansas is 6–6 in home Pink Games

2019	Auburn	L, 75–72
2018	LSU	L, 62–57
2017	Kentucky	L, 69–62
2016	Alabama	W, 69–67
2015	LSU	W, 63–41
2014	Alabama	W, 75–55
2013	Missouri	W, 61–40
2012	LSU	L, 50–42
2011	LSU	W, 42–40
2010	Alabama	L, 69–58
2009	Ole Miss	W, 70–59
2008	Vanderbilt	L, 50–63

4–9 road Pink Games

2019	Kentucky	L, 61–59
2018	Kentucky	L, 78–57
2017	Tennessee	L, 59–46
2016	Missouri	L, 69–48
2016	Kentucky	L, 77–63
2015	Auburn	W, 54–36
2014	S Carolina	L, 67–49
2013	Georgia	L, 66–3
2012	Auburn	W, 51–48
2011	Ole Miss	W, 56–53
2010	LSU	L, 70–53
2009	Florida	W, 83–74
2008	Florida	L, 73–75

TEAM RECORDS
Home Games Only

Points

75	Alabama	2014
	Auburn	2019
70	Ole Miss	2009
69	Alabama	2016
63	LSU	2015

Field Goals

27	Kentucky	2017
26	Alabama	2014
24	Alabama	2016
23	LSU	2015
21	Ole Miss	2009
	Auburn	2019

Field Goal Attempts

67	LSU	2018
66	Alabama	2010
63	LSU	2011
63	LSU	2011
60	Kentucky	2017

Field Goal Percentage

.481	Alabama	2014
.451	LSU	2015
.450	Kentucky (27–60)	2017
.429	Ole Miss	2009
.407	Alabama	2016
.392	Vanderbilt	2008
.378	Missouri	2013

Three–Point Field Goals

10	Alabama	2014
7	Kentucky	2017
5	LSU	2015
5	Missouri	2013
5	Alabama	2010
5	Ole Miss	2009
4	LSU	2018

Three–Point Field Goal Attempts

25	Auburn	2019
24	LSU	2018
24	Alabama	2010
23	LSU	2012
20	Alabama	2014

Three–Point Field Goal Percentage

.538	Kentucky (7–13)	2017
.500	Alabama	2014
.455	Missouri	2013
.417	LSU	2015
.385	Ole Miss	2009

Free Throws

23	Ole Miss	2009
22	Missouri	2012
21	Aubrun	2019
18	Alabama	2016
13	LSU	2018
	Alabama	2010
	Alabama	2014

Free Throw Attempts

34	Missouri	2013
31	Ole Miss	2009
24	LSU	2018
	LSU	2015
	Auburn	2019

Free Throw Percentage

.875	Auburn	2019
.818	Alabama	2016
.813	LSU	2018
.765	Alabama	2014
.750	Vanderbilt	2008

Offensive Rebounds

17	LSU	2018
15	Ole Miss	2009
14	Kentucky	2017
14	LSU	2012
12	Auburn	2019

Defensive Rebounds

35	LSU	2015
29	LSU	2018
28	Missouri	2013
28	LSU	2011
26	Ole Miss	2009

Total Rebounds

46	LSU	2018
45	LSU	2015
41	Ole Miss	2009
39	Missouri	2012
38	LSU	2011

Personal Fouls

28	Alabama	2014
20	Alabama	2016
20	Ole Miss	2009
19	Kentucky	2017
	LSU	2012
18	Alabama	2010
15	LSU	2011
15	Missouri	2013
15	Vanderbilt	2008

Assists

17	Alabama	2014
16	Kentucky	2017
13	Alabama	2016
	LSU	2015
	Vanderbilt	2008

Turnovers

19	Alabama	2016
19	Alabama	2010
18	Kentucky	2017
	Ole Miss	2009
17	LSU	2018
17	Alabama	2014
12	Auburn	2019

Lowest

8	LSU	2012
8	LSU	2011
12	Auburn	2019

Blocks

8	Alabama	2014
6	LSU	2015
6	Alabama	2010
5	Ole Miss	2009
5	Vanderbilt	2008

Steals

11	Alabama	2010
11	LSU	2012
11	Alabama	2014
10	LSU	2018
10	Alabama	2016
10	LSU	2011
10	Vanderbilt	2008

Attendance

2,923	LSU	2015
2,750	Alabama	2010
2,429	Ole Miss	2009
2,455	Auburn	2019
2,343	Missouri	2013

INDIVIDUAL RECORDS
Home Games Only

Points

24	Jessica Jackson	Kentucky	2017
20	Kelsey Brooks	LSU	2015
20	Kelsey Brooks	Alabama	2014
19	Kiara Williams	LSU	2018
19	C'eira Ricketts	LSU	2012
19	Sarah Watkins	LSU	2011

Field Goals

10	Jessica Jackson	Kentucky	2017
8	C'eira Ricketts	LSU	2012
7	Jessica Jackson	LSU	2015
7	Kelsey Brooks	Alabama	2014
7	Sarah Watkins	LSU	2011

Field Goal Attempts

41	Chelsea Dungee	Auburn	2019
21	C'eira Ricketts	LSU	2012
21	C'eira Ricketts	LSU	2011
20	Malica Monk	LSU	2018
20	Jessica Jackson	Kentucky	2017

Field Goal (Min. 5 FG)

.750	Whitney Jones	Vandy	2009
.714	C'eira Rickets	Ole Miss	2008
.615	Jessica Jackson	Alabama	2016

Three–Point Field Goals

4	Chelsea Dungee	Auburn	2019
Raven Northcross–Baker		Auburn	2019
3	Jessica Jackson	Kentucky	2017
3	McKenzie Adams	Alabama	2014
3	Kelsey Brooks	Alabama	2014
3	Jessica Jackson	LSU	2015
3	Dom Wilson	Missouri	2013
3	Charity Ford	Ole Miss	2009

PINK GAME RECORDS

Three-Point Field Goal Attempts

11	Lyndsay Harris	Alabama	2010
9	Devin Cosper	LSU	2018
9	Lyndsay Harris	LSU	2012
8	Donica Cosby	Vandy	2007
7	Chelsea Dungee	Auburn	2019
	Northcross-Baker	Auburn	2019
	Malica Monk	LSU	2018
	Jessica Jackson	Kentucky	2017

Three-Point Field Pct. (min. 2)

1.000	Dom Wilson (3-3)	Missouri	2013
.750	Jess Jackson (3-4)	LSU	2015
.750	McKenzie Adams (3-4)	Alabama	2014
.750	Kelsey Brooks (3-4)	Alabama	2014
.750	Charity Ford (3-4)	Ole Miss	2009

Free Throws

17	Chelsea Dungee	Auburn	2019
7	Kiara Williams	LSU	2018
6	Kelsey Brooks	LSU	2015
	Sarah Watkins	Missouri	2013
	Erin Gatling	Missouri	2013
	Whitney Jones	Ole Miss	2009

Free Throw Attempts

19	Chelsea Dungee	Auburn	2019
13	Kelsey Brooks	LSU	2015
12	Sarah Watkins	Missouri	2013
10	Whitney Jones	Ole Miss	2009
8	Kiara Williams	LSU	2018

Free Throw (min. 5 att.)

1.000	Erin Gatling (6-6)	Missouri	2013
.895	Chelsea Dungee (17-19)	Auburn	2019
.875	Kiara Williams (7-8)	LSU	2018
.833	Dom Wilson (5-6)	Missouri	2013
.800	J. Danberry (4-5)	Alabama	2016
.667	Sarah Watkins (4-6)	LSU	2011
.600	W. Jones (6-10)	Ole Miss	2009

Offensive Rebounds

6	Ashley Daniels	LSU	2011
5	Bailey Zimmerman	LSU	2018
4	Kiara Williams	LSU	2018
4	C'eira Ricketts	LSU	2012
4	Keira Peak	Missouri	2013
4	Jhasmin Bowen	LSU	2015
4	Jessica Jackson	Alabama	2014

Defensive Rebounds

11	Jessica Jackson	LSU	2015
9	Calli Berna	Missouri	2013
7	Jailyn Mason	LSU	2018
7	Melissa Wolff	LSU	2015
7	Ashley Daniels	LSU	2011
7	Calli Berna	Alabama	2014

Total Rebounds

13	Jessica Jackson	LSU	2015
13	Ashley Daniels	LSU	2011
9	Kiara Williams	LSU	2018
9	Melissa Wolff	LSU	2015
8	Jessica Jackson	Alabama	2016
8	Jhasmin Bowen	LSU	2015

Assists

10	Jordan Danberry	Alabama	2016
9	Calli Berna	LSU	2015
5	Calli Berna	Alabama	2014
4	Jessica Jackson	Kentucky	2017
4	Jailyn Mason	Kentucky	2017
4	C'eira Ricketts	LSU	2011
4	C'eira Ricketts	Alabama	2010

Turnovers

7	Jessica Jackson	LSU	2015
5	Jailyn Mason	Kentucky	2017
5	Calli Berna	Alabama	2014
5	Lyndsay Harris	Alabama	2010

Blocks

4	Whitney Jones	Vandy	2008
3	Melissa Wolff	Missouri	2013
3	Jessica Jackson	Alabama	2014
3	Quistelle Williams	Bama	2010

Steals

6	Malica Monk	Kentucky	2017
5	Kelsey Brooks	Alabama	2014
5	Ayana Brereton	Vandy	2008
4	Devin Cosper	LSU	2018

Minutes Played

40	Kelsey Brooks	LSU	2015
40	Sarah Pfeifer	Vandy	2008
39	Jailyn Mason	LSU	2018
39	Calli Berna	LSU	2015
39	Dom Wilson	Missouri	2013
39	C'eria Ricketts	LSU	2011
39	Ayana Brereton	Vandy	2008

OPPONENT TEAM HIGHS & LOWS

Points

High	69	Alabama	2010
Low	40	LSU	2001
		Missouri	2013

Field Goals

High	25	LSU	2018
Low	13	LSU	2011

Field Goal Attempts

High	73	LSU	2018
Low	31	LSU	2012

Field Goal Percentage

High	.548	LSU	2012
Low	.265	LSU	2011

Three-Point Field Goals

High	8	Vanderbilt	2008
		Kentucky	2017
Low	2	Missouri	2013

Three-Point Field Goal Attempts

High	23	Ole Miss	2009
Low	8	Alabama	2010

Three-Point Field Goal Percentage

High	.667	Vanderbilt	2008
Low	.125	Missouri	2013

Free Throws

High	17	Alabama	2010
Low	3	LSU	2015

Free Throw Attempts

High	24	Alabama	2014
Low	11	LSU	2015

Free Throw Percentage

High	.929	Vanderbilt	2008
Low	.273	LSU	2015

Offensive Rebounds

High	21	LSU	2018
Low	6	LSU	2011

Defensive Rebounds

High	38	LSU	2011
Low	16	Ole Miss	2009

Total Rebounds

High	50	LSU	2018
Low	29	Ole Miss	2009

Personal Fouls

High	25	Missouri	2013
Low	8	Kentucky	2017

Assists

High	18	Alabama	2016
Low	6	Missouri	2013

Turnovers

High	28	Alabama	2010
Low	11	Ole Miss	2009

Blocks

High	5	LSU	2018
Low	1	LSU	2015

Steals

High	15	LSU	2018
Low	0	LSU	2011

OPPONENT INDIVIDUAL HIGHS AND LOWS

Points-High

24	Hannah Cook	Alabama	2016

Field Goals-High

7	Ayanna Mitchell	LSU	2018
7	Hannah Cook	Alabama	2016
7	Q. Bolton	Alabama	2016
7	Dedrea Magee	Alabama	2010

Field Goal Attempts-High

18	Carla Thomas	Vanderbilt	2007

Three-Point Field Goals-High

4	Karyla Middlebrook	Alabama	2016
4	Shafontaye Myers	Alabama	2014
4	DaShwan Harden	LSU	2015

Three-Point Field Goal Attempts-High

13	Bianca Thomas	Ole Miss	2009

Free Throws-High

6	Taylor Murray	Kentucky	2017
6	Hannah Cook	Alabama	2016
6	Jen Risper	Vanderbilt	2008

Free Throw Attempts-High

11	Ashley Williams	Alabama	2014

Offensive Rebounds-High

7	Ayanna Mitchell	LSU	2018

Defensive Rebounds-High

12	Tierney Jenkins	Alabama	2010

Total Rebounds-High

14	Tierney Jenkins	Alabama	2010

Assists-High

6	Hannah Cook	Alabama	2016
6	Dedrea Magee	Alabama	2010
6	Christina Wirth	Vanderbilt	2008

Turnovers-High

7	Dedrea Magee	Alabama	2010
7	Jessica Mooney	Vanderbilt	2008

Blocks-High

4	Carmen McCoy	Alabama	2010

Steals-High

6	Raigyne Louis	LSU	2018
6	Taylor Murray	Kentucky	2017

Minutes Played-High

40	Chloe Jackson	LSU	2018
40	Raigyne Louis	LSU	2018
40	Makayla Epps	Kentucky	2017
40	Bianca Thomas	Ole Miss	2009
40	Christina Wirth	Vanderbilt	2008

SEC/BIG 12 CHALLENGE RECORDS

SEC/BIG 12 CHALLENGE

Arkansas is 2–3

2014	Oklahoma	W, 71–64	North Little Rock
2015	#5 Texas	L, 61–50	Oklahoma City
2016	vs. Texas Tech	W, 66–60	Fayetteville
2017	vs. Kansas	L, 71–60	Lawrence
2018	at #22 Iowa State	L, 91–82	Ames

TEAM RECORDS

Points

82	at Iowa State	12/2/18
71	Oklahoma	12/21/14
66	Texas Tech	12/3/16
60	Kansas	12/3/17
50	#5 Texas	12/20/15

Field Goals

26	at Iowa State	12/2/18
24	Texas Tech	12/3/16
23	Oklahoma	12/21/14
22	Kansas	12/3/17
17	#5 Texas	12/20/15

Field Goal Attempts

74	Texas Tech	12/3/16
69	Kansas	12/3/17
68	at Iowa State	12/2/18
62	#5 Texas	12/20/15
52	Oklahoma	12/21/14

Field Goal Percentage

.442	Oklahoma	12/21/14
.382	at Iowa State	12/2/18
.324	Texas Tech	12/3/16
.319	Kansas	12/3/17
.274	#5 Texas	12/20/15

Three-Point Field Goals

11	at Iowa State	12/2/18
6	Texas Tech	12/3/16
6	#5 Texas	12/20/15
5	Kansas	12/3/17
3	Oklahoma	12/21/14

Three-Point Field Goal Attempts

27	Kansas	12/3/17
	at Iowa State	12/2/18
20	#5 Texas	12/20/15
15	Texas Tech	12/3/16
15	Oklahoma	12/21/14

Three-Point Field Goal Percentage

.407	at Iowa State	12/2/18
.400	Texas Tech	12/3/16
.300	#5 Texas	12/20/15
.200	Oklahoma	12/21/14
.185	Kansas	12/3/17

Free Throws

22	Oklahoma	12/21/14
19	at Iowa State	12/2/18
12	Texas Tech	12/3/16
1	Kansas	12/3/17
10	#5 Texas	12/20/15

Free Throw Attempts

42	Oklahoma	12/21/14
25	at Iowa State	12/2/18
19	Texas Tech	12/3/16
15	Kansas	12/3/17
13	#5 Texas	12/20/15

Free Throw Percentage

.769	#5 Texas	12/20/15
.760	at Iowa State	12/2/18
.733	Kansas	12/3/17
.632	Texas Tech	12/3/16
.524	Oklahoma	12/21/14

Offensive Rebounds

20	Texas Tech	12/3/16
13	Kansas	12/3/17
13	#5 Texas	12/20/15
12	at Iowa State	12/2/18
11	Oklahoma	12/21/14

Defensive Rebounds

32	Texas Tech	12/3/16
29	Oklahoma	12/21/14
27	Kansas	12/3/17
26	#5 Texas	12/20/15
25	at Iowa State	12/2/18

Total Rebounds

52	Texas Tech	12/3/16
40	Kansas	12/3/17
40	Oklahoma	12/21/14
39	#5 Texas	12/20/15
37	at Iowa State	12/2/18

Personal Fouls

27	Texas Tech	12/3/16
24	Kansas	12/3/17
22	Oklahoma	12/21/14
	at Iowa State	12/2/18
17	#5 Texas	12/20/15

Assists

15	Texas Tech	12/3/16
13	at Iowa State	12/2/18
11	#5 Texas	12/20/15
9	Oklahoma	12/21/14
7	Kansas	12/3/17

Turnovers

17	#5 Texas	12/20/15
16	Oklahoma	12/21/14
13	Kansas	12/3/17
9	Texas Tech	12/3/16
7	at Iowa State	12/2/18

Blocks

7	Oklahoma	12/21/14
6	Kansas	12/3/17
5	Texas Tech	12/3/16
2	at Iowa State	12/2/18
1	#5 Texas	12/20/15

Steals

8	#5 Texas	12/20/15
8	Oklahoma	12/21/14
6	Texas Tech	12/3/16
	at Iowa State	12/2/18
3	Kansas	12/3/17

Attendance

10,097	at Iowa State	12/2/18
3,689	Oklahoma	12/21/14
1,795	Kansas	12/3/17
1,370	Texas Tech	12/3/16
78	#5 Texas	12/20/15

INDIVIDUAL RECORDS

Points

27	Chelsea Dungee	at ISU	12/2/18
24	Kelsey Brooks	Oklahoma	12/21/14
23	Jessica Jackson	Oklahoma	12/21/14
22	Jessica Jackson	#5 Texas	12/20/15
	Malica Monk	at ISU	12/2/18

Field Goals

8	Malica Monk	Kansas	12/3/17
8	Jessica Jackson	#5 Texas	12/20/15
8	Jessica Jackson	Oklahoma	12/21/14

Field Goal Attempts

23	Devin Cosper	Kansas	12/3/17
23	Jessica Jackson	#5 Texas	12/20/15
20	Malica Monk	Kansas	12/3/17

Field Goal (Min. 5 FG)

.533	Malica Monk	at ISU	12/2/18
.500	Jessica Jackson	Oklahoma	12/21/14
.349	Jessica Jackson	#5 Texas	12/20/15

Three-Point Field Goals

5	Malica Monk	at ISU	12/2/18
3	Devin Cosper	#5 Texas	12/20/15
2	Jailyn Mason	Kansas	12/3/17
2	Aaliyah Wilson	Texas Tech	12/3/16
2	Keiryn Swenson	#5 Texas	12/20/15

Three-Point Field Goal Attempts

11	Devin Cosper	Kansas	12/3/17
8	Malica Monk	at ISU	12/2/18
7	Jessica Jackson	#5 Texas	12/20/15
7	Devin Cosper	#5 Texas	12/20/15
6	Bailey Zimmerman	at ISU	12/2/18

Three-Point Field (min. 2)

1.00	Keiryn Swenson	#5 Texas	12/20/15
.625	Malica Monk	at ISU	12/2/18

Free Throws

13	Chelsea Dungee	at ISU	12/2/18
11	Kelsey Brooks	Oklahoma	12/21/14
7	Jessica Jackson	Texas Tech	12/3/16
6	Devin Cosper	Kansas	12/3/17
5	Jessica Jackson	#5 Texas	12/20/15

Free Throw Attempts

20	Kelsey Brooks	Oklahoma	12/21/14
16	Chelsea Dungee	at ISU	12/2/18
10	Jessica Jackson	Texas Tech	12/3/16
8	Devin Cosper	Kansas	12/3/17
5	Jessica Jackson	#5 Texas	12/20/15

Free Throw Percentage (min. 5 att.)

1.00	Jessica Jackson	#5 Texas	12/20/15
.857	Jessica Jackson	Oklahoma	12/21/14
.813	Chelsea Dungee	at ISU	12/2/18

Offensive Rebounds

5	Kiara Williams	Kansas	12/3/17
4	Jailyn Mason	Texas Tech	12/3/16
4	Melissa Wolff	Oklahoma	12/21/14
3	Alecia Cooley	Texas Tech	12/3/16
3	Jessica Jackson	#5 Texas	12/20/15

Defensive Rebounds

11	Kiara Williams	Kansas	12/3/17
7	Jessica Jackson	Oklahoma	12/21/14
5	Jailyn Mason	Texas Tech	12/3/16

Total Rebounds

16	Kiara Williams	Kansas	12/3/17
9	Jailyn Mason	Texas Tech	12/3/16
9	Melissa Wolff	Oklahoma	12/21/14
7	Alecia Cooley	Texas Tech	12/3/16

Assists

5	Malica Monk	Kansas	12/3/17
4	Malica Monk	Texas Tech	12/3/16
4	Devin Cosper	Texas Tech	12/3/16
4	Calli Berna	Oklahoma	12/21/14

Turnovers

5	Calli Berna	Oklahoma	12/21/14
4	Kiara Williams	Kansas	12/3/17
4	Devin Cosper	#5 Texas	12/20/15

Blocks

4	Khadijah West	Oklahoma	12/21/14

Minutes Played

40	Kelsey Brooks	Oklahoma	12/21/14
39	Devin Cosper	Kansas	12/3/17
36	Malica Monk	Texas Tech	12/3/16
36	Jessica Jackson	#5 Texas	12/20/15
36	Devin Cosper	#5 Texas	12/20/15

OPPONENT TEAM HIGHS

Points

91	at Iowa State	12/2/18
71	Kansas	12/3/17
64	Oklahoma	12/21/14
60	Texas Tech	12/3/16

Field Goals

34	at Iowa State	12/2/18
26	Texas Tech	12/3/16
25	Kansas	12/3/17
24	#5 Texas	12/20/15

Field Goal Attempts

69	at Iowa Staet	12/2/18
68	Texas Tech	12/3/16
64	#5 Texas	12/20/15
62	Kansas	12/3/17

SEC OPENING GAME NOTES

Arkansas is 5–23 in SEC openers (home or away) since joining the league for the 1991–92 season. (First SEC game of the year)

Arkansas is 4–7 when they open at home and 1–16 when their first SEC game is on the road.

In SEC openers: Alabama (0–2); Auburn (0–1); Florida (0–2); Georgia (0–2); LSU (0–2); Ole Miss (2–4); Mississippi State (1–2); South Carolina (1–3); Tennessee (1–5); Vanderbilt (0–1).

Arkansas has opened with Tennessee six times including a stretch of four in a row in 1997, 1998, 1999, 2000. The Razorbacks have faced Ole Miss six times, South Carolina four times, Alabama, Florida, Georgia and LSU twice and Auburn, Mississippi State and Vanderbilt once each.

SEC OPENING GAMES

Open at Home
Win: Ole Miss (2x), Tennessee, South Carolina
Loss: Alabama, Florida, LSU (2x), Tennessee, South Carolina, Mississippi State

Open on the Road
Win: Mississippi State (2006), at Ole Miss
Loss: Alabama, Auburn, Florida, Georgia (2x), Ole Miss (4x), South Carolina (2x), Tennessee (4x), Vanderbilt

HOME SEC OPENERS

Jan. 3, 1993	Ole Miss	W	73–72
Jan. 4, 1996	#19 Alabama	L	92–85
Dec. 29, 1997	#6 Tennessee	W	77–75
Dec. 17, 1999	#2 Tennessee	L	82–62
Jan. 12, 2003	#13 South Carolina	W	67–58
Jan. 10, 2008	#11 LSU	L	76–54
Jan. 8, 2009	LSU	L	62–42
Jan. 3, 2010	Florida	L	59–53
Jan. 2, 2014	#13 South Carolina	L	55–51
Dec. 31, 2017	Ole Miss	W	73–72
Jan. 3, 2019	Mississippi State	L	93–69

ROAD SEC OPENERS

Jan. 4, 1992	Ole Miss	L	66–65
Jan. 2, 1994	#1 Tennessee	L	89–67
Dec. 6, 1995	#6 Alabama	L	93–79
Jan. 1, 1998	#1 Tennessee	L	88–58
Jan. 10, 2000	#2 Tennessee	L	79–69
Jan. 2, 2001	South Carolina	L	66–49
Jan. 6, 2002	Ole Miss	L	81–46
Jan. 8, 2004	#5 Tennessee	L	83–44
Dec. 30, 2005	#16 Georgia	L	78–57
Jan. 5, 2006	Mississippi State	W	66–45
Jan. 4, 2007	#11 Vanderbilt	L	98–61
Jan. 2, 2011	Florida	L	64–53
Jan. 1, 2012	#17 Georgia	L	67=67
Jan. 3, 2013	Auburn	L	50–47
Jan. 2, 2015	Ole Miss	L	71–57
Jan. 3, 2016	#2 South Carolina	L	85–32
Jan. 1, 2017	Ole Miss	L	73–64

Field Goal Percentage

.382	Texas Tech	12/3/16
.375	#5 Texas	12/20/15

Three–Point Field Goals

6	Texas Tech	12/3/16
4	#5 Texas	12/20/15

Three–Point Field Goal Attempts

19	Texas Tech	12/3/16
19	#5 Texas	12/20/15

Three–Point Field Goal Percentage

.316	Texas Tech	12/3/16
.211	#5 Texas	12/20/15

Free Throws

20	Oklahoma	12/21/14
18	Kansas	12/3/17
12	#7 MSU	1/3/19

Free Throw Attempts

29	Oklahoma	12/21/14
25	Kansas	12/3/17
15	#7 MSU	1/3/19

Free Throw Percentage

.800	#7 MSU	1/3/19
.750	#5 Texas	12/20/15
.720	Kansas	12/3/17

Offensive Rebounds

17	#5 Texas	12/20/15
14	Kansas	12/3/17
13	#7 MSU	1/3/19

Defensive Rebounds

36	Kansas	12/3/17
33	#5 Texas	12/20/15
31	Texas Tech	12/3/16

Total Rebounds

50	Kansas	12/3/17
50	#5 Texas	12/20/15
39	Texas Tech	12/3/16

Personal Fouls

30	Oklahoma	12/21/14
18	#5 Texas	12/20/15

Assists

12	#5 Texas	12/20/15
10	#7 MSU	1/3/19
9	Kansas	12/3/17

Turnovers

21	#5 Texas	12/20/15
15	Kansas	12/3/17
13	Oklahoma	12/21/14
Lowest		
10	Texas Tech	12/3/16
10	#7 MSU	1/3/19

Blocks

12	Texas Tech	12/3/16
10	#5 Texas	12/20/15

Steals

10	Oklahoma	12/21/14
9	#5 Texas	12/20/15

SEC STANDINGS

2018–19

	SEC ONLY			OVERALL		
	W	L	PCT	W	L	PCT
Miss State	15	1	.933	33	3	.917
S. Carolina	13	3	.813	23	10	.697
Texas A&M	12	4	.750	26	8	.765
Kentucky	11	5	.688	25	8	.758
Missouri	10	6	.625	24	11	.686
Auburn	9	7	.563	22	10	.688
Georgia	9	7	.563	18	12	.600
Tennessee	7	9	.438	19	13	.576
LSU	7	9	.438	16	13	.552
ARKANSAS	6	10	.375	22	15	.595
Alabama	5	11	.313	14	17	.452
Ole Miss	3	13	.188	9	22	.290
Florida	3	13	.188	8	23	.258
Vanderbilt	2	14	.125	7	23	.233

2017–18

	SEC ONLY			OVERALL		
	W	L	PCT	W	L	PCT
Miss State*	16	0	1.000	37	2	.949
S. Carolina^	12	4	.750	29	7	.806
Georgia	12	4	.750	26	7	.788
Tennessee	11	5	.688	25	8	.655
Missouri	11	5	.688	24	8	.722
Texas A&M	11	5	.688	26	10	.750
LSU	11	5	.688	19	10	.758
Alabama	7	9	.438	20	14	/588
Kentucky	6	10	.375	15	17	.469
Auburn	5	11	.313	14	15	/483
ARKANSAS	3	13	.188	13	18	.367
Florida	3	13	.188	11	19	.226
Vanderbilt	3	13	.188	7	24	.419
Ole Miss	1	15	.063	12	19	.387

2016–17

	SEC ONLY			OVERALL		
	W	L	PCT	W	L	PCT
S. Carolina^	14	2	.875	32	4	.889
Miss. State	13	3	.813	34	4	.895
Missouri	11	5	.688	22	11	.667
Kentucky	11	5	.688	22	11	.667
Tennessee	10	6	.625	20	12	.625
Texas A&M	9	7	.563	22	12	.647
LSU	8	8	.500	20	12	.625
Georgia	7	9	.438	16	15	.516
Auburn	7	9	.438	17	15	.531
Ole Miss	6	10	.375	17	14	.548
Florida	5	11	.313	15	16	.484
Alabama	5	11	.313	22	14	.611
Vanderbilt	4	12	.250	14	16	.467
Arkansas	2	14	.125	13	17	.433

2015–16

	SEC ONLY			OVERALL		
	W	L	PCT	W	L	PCT
S. Carolina	16	0	1.000	33	2	.943
Miss State	11	5	.688	28	8	.778
Texas A&M	11	5	.688	22	10	.688
Kentucky	10	6	.625	25	8	.758
Florida	10	6	.625	22	9	.710
Georgia	9	7	.563	21	10	.677
Missouri	8	8	.500	22	10	.688
Tennessee	8	8	.500	22	14	.611
Auburn	8	8	.500	20	13	.606
Arkansas	7	9	.438	12	18	.400
Vanderbilt	5	11	.313	18	14	.563
Alabama	4	12	.250	15	16	.484
LSU	3	13	.188	10	21	.323
Ole Miss	2	14	.125	10	20	.333

2014–15

	SEC ONLY			OVERALL		
	W	L	PCT	W	L	PCT
S Carolina	15	1	.937	34	3	.919
Tennessee	15	1	.937	30	5	.857
Miss State	11	5	.687	27	7	.794
LSU	10	6	.625	17	14	.548
Texas A&M	10	6	.625	23	10	.696
Kentucky	10	6	.625	24	10	.705
Missouri	7	9	.437	19	14	.575
Ole Miss	7	9	.437	19	14	.575
Arkansas	6	10	.375	18	14	.562
Georgia	6	10	.375	19	12	.612
Vanderbilt	5	11	.312	15	16	.483
Florida	5	11	.312	13	17	.433
Auburn	3	13	.187	13	18	.419
Alabama	2	14	.125	13	19	.406

2013–14

	SEC ONLY			OVERALL		
	W	L	PCT	W	L	PCT
So Carolina	14	2	.875	29	5	.852
Tennessee	13	3	.812	29	6	.828
Texas A&M	13	3	.812	27	9	.750
Kentucky	10	6	.625	26	9	.742
Florida	8	8	.500	20	13	.606
Auburn	7	9	.437	19	15	.558
Alabama	7	9	.437	14	16	.466
Vanderbilt	7	9	.437	18	13	.580
Georgia	7	9	.437	20	12	.625
LSU	7	9	.437	21	13	.617
ARKANSAS	6	10	.375	19	11	.633
Missouri	6	10	.375	17	14	.548
Miss. State	5	11	.312	22	14	.611
Ole Miss	2	14	.125	12	20	.375

2012–13

	SEC ONLY			OVERALL		
	W	L	PCT	W	L	PCT
Tennessee	14	2	.875	27	8	.771
Kentucky	13	3	.813	30	6	.833
Georgia	12	4	.750	28	7	.800
Texas A&M	11	5	.688	25	10	.714
S. Carolina	11	5	.688	25	8	.758
LSU	10	6	.625	22	12	.647
Vanderbilt	9	7	.563	21	11	.656
Florida	6	10	.375	22	15	.695
ARKANSAS	6	10	.375	20	13	.606
Missouri	6	10	.375	17	15	.531
Auburn	5	11	.313	19	15	.559
Miss. State	5	11	.313	13	17	.433
Alabama	2	14	.125	13	18	.419
Ole Miss	2	14	.125	9	20	.310

2011–12

	SEC ONLY			OVERALL		
	W	L	PCT	W	L	PCT
Kentucky	13	3	.813	28	7	.800
Tennessee	12	4	.750	27	9	750
Georgia	11	5	.688	22	9	.710
LSU	10	6	.625	23	11	.676
ARKANSAS	10	6	.625	24	9	.727
S. Carolina	10	6	.625	25	10	.714
Vanderbilt	9	7	.563	23	10	.697
Florida	8	8	.500	20	13	.606
Auburn	5	11	.313	13	17	.433
Miss State	4	12	.250	14	16	.467
Alabama	2	14	.125	12	19	.387
Ole Miss	2	14	.125	12	18	.400

2010–11

	SEC ONLY			OVERALL		
	W	L	PCT	W	L	PCT
Tennessee	16	0	1.000	34	3	.918
Kentucky	11	5	.688	25	9	.735
Vanderbilt	10	6	.625	20	12	.625
Georgia	10	6	.625	23	11	.676
S. Carolina	8	8	.500	18	15	.545
Auburn	8	8	.500	16	16	.500
LSU	8	8	.500	19	13	.594
Florida	7	9	.438	20	15	.571
ARKANSAS	6	10	.375	22	12	.647
Alabama	5	11	.313	18	15	.545
Miss. State	4	12	.250	13	17	.433
Ole Miss	3	13	.188	10	19	.345

2009–10

	SEC ONLY			OVERALL		
	W	L	PCT	W	L	PCT
Tennessee	15	1	.938	32	3	.914
Kentucky	11	5	.688	28	8	.777
Miss. State	9	7	.562	21	13	.618
LSU	9	7	.562	21	10	.677
Vanderbilt	9	7	.562	23	11	.676
Georgia	9	7	.562	25	9	.735
Florida	7	9	.438	15	17	.469
S. Carolina	7	9	.438	14	15	.483
Ole Miss	7	9	.438	17	15	.531
Auburn	5	11	.312	15	16	.484
Alabama	4	12	.250	12	18	.400
ARKANSAS	4	12	.250	12	18	.400

2008–09

	SEC ONLY			OVERALL		
	W	L	PCT	W	L	PCT
Auburn	12	2	.857	30	4	.882
Vanderbilt	10	4	.714	26	9	.789
LSU	10	4	.714	19	11	.633
Florida	9	5	.643	24	8	.750
Tennessee	9	5	.643	22	11	.667
Miss. State	8	6	.571	23	10	.697
Georgia	7	7	.500	18	14	.563
ARKANSAS	6	8	.429	18	14	.563
Ole Miss	5	9	.357	18	15	.545
Kentucky	5	9	.357	16	16	.500
S. Carolina	2	12	.168	10	18	.357
Alabama	1	13	.071	13	17	.433

2007–08

	SEC ONLY			OVERALL		
	W	L	PCT	W	L	PCT
LSU	14	0	1.000	25	4	.862
Tennessee	13	1	.929	27	2	.931
Vanderbilt	11	3	.786	22	7	.759
Kentucky	8	6	.571	14	13	.519
Georgia	8	6	.571	21	8	.750
Auburn	7	7	.500	19	10	.655
Florida	6	8	.385	17	12	.586
Ole Miss	6	8	.462	12	13	.462
Miss. State	4	10	.287	16	13	.552
S. Carolina	4	10	.287	15	14	.500
ARKANSAS	2	12	.143	17	13	.567
Alabama	1	13	.071	8	21	.276

2006–07

	SEC ONLY			OVERALL		
	W	L	PCT	W	L	PCT
Tennessee	14	0	1.000	34	3	.919
Georgia	11	3	.786	27	7	.794
Vanderbilt	10	4	.714	28	6	.765
LSU	10	4	.714	30	8	.789
Ole Miss	9	5	.643	24	11	.686
Miss. State	7	7	.500	18	14	.563
Kentucky	6	8	.429	20	14	.588
S. Carolina	6	8	.429	18	15	.545
Auburn	6	8	.429	21	13	.617
ARKANSAS	3	11	.214	18	13	.581
Florida	2	12	.143	9	22	.290
Alabama	0	14	.000	10	20	.333

2005–06

	SEC ONLY			OVERALL		
	W	L	PCT	W	L	PCT
LSU	13	1	.929	31	4	.886
Tennessee	11	3	.786	31	5	.861
Georgia	10	4	.714	23	9	.719
Kentucky	9	5	.643	22	9	.710
Florida	8	6	.571	21	9	.700
Vanderbilt	8	6	.571	21	11	.686
S. Carolina	7	7	.500	17	12	.586
Ole Miss	5	9	.357	17	14	.548
ARKANSAS	5	9	.357	13	15	.464
Auburn	4	10	.286	14	15	.483
Alabama	3	11	.214	9	19	.321
Miss. State	1	13	.071	6	22	.214

2004–05

	SEC ONLY			OVERALL		
	W	L	PCT	W	L	PCT
LSU	14	0	1.000	33	3	.917
Tennessee	13	1	.929	30	5	.857
Vanderbilt	10	4	.714	24	8	.750
Georgia	9	5	.643	24	10	.706
Ole Miss	8	6	.571	19	11	.633
Miss. State	6	8	.429	17	12	.586
Auburn	6	8	.429	16	13	.552
Florida	5	9	.357	14	15	.483
Alabama	4	10	.286	14	15	.483
Kentucky	4	10	.286	18	16	.529
ARKANSAS	3	11	.214	17	14	.548
S. Carolina	2	12	.143	8	21	.279

2003–04

	SEC ONLY			OVERALL		
	W	L	PCT	W	L	PCT
Tennessee	14	0	1.000	31	4	.886
LSU	10	4	.714	27	8	.771
Auburn	9	5	.643	22	9	.710
Florida	8	6	.571	19	11	.633
Georgia	8	6	.571	25	10	.714
Vanderbilt	8	6	.571	26	8	.765
Ole Miss	7	7	.500	17	14	.548
Miss. State	7	7	.500	14	15	.483
ARKANSAS	5	9	.357	16	12	.571
Alabama	4	10	.286	12	16	.429
Kentucky	3	11	.214	11	17	.393
S. Carolina	1	13	.071	10	18	.357

2002–03

	SEC ONLY			OVERALL		
	W	L	PCT	W	L	PCT
Tennessee	14	0	1.000	33	5	.868
LSU	11	3	.786	30	4	.882
Georgia	10	4	.714	21	10	.677
Miss. State	10	4	.714	24	8	.750
S. Carolina	9	5	.643	23	8	.742
Vanderbilt	9	5	.643	22	10	.688
ARKANSAS	7	7	.500	22	11	.667
Auburn	5	9	.357	23	11	.676
Kentucky	4	10	.286	11	16	.407
Alabama	3	11	.214	13	15	.464
Florida	1	13	.071	9	19	.321
Ole Miss	1	13	.071	12	16	.429

SEC STANDINGS

2001–02

	SEC ONLY			OVERALL		
	W	L	PCT	W	L	PCT
Tennessee	13	1	.929	29	5	.853
S. Carolina	10	4	.714	25	7	.781
Vanderbilt	10	4	.714	30	7	.812
LSU	8	6	.571	18	12	.600
Miss. State	8	6	.571	19	12	.613
Florida	8	6	.571	18	11	.621
ARKANSAS	7	7	.500	20	12	.625
Alabama	7	7	.500	19	12	.613
Georgia	6	8	.429	19	11	.633
Ole Miss	3	11	.214	11	17	.393
Auburn	3	11	.214	16	13	.552
Kentucky	1	13	.071	9	20	.310

2000–01

	SEC ONLY			OVERALL		
	W	L	PCT	W	L	PCT
Tennessee	14	0	1.000	31	3	.912
Georgia	11	3	.786	27	6	.818
Florida	11	3	.786	24	6	.800
Vanderbilt	8	6	.571	24	10	.706
LSU	8	6	.571	20	11	.645
ARKANSAS	6	8	.429	20	13	.606
S. Carolina	6	8	.429	11	17	.393
Alabama	5	9	.357	19	12	.613
Auburn	5	9	.357	17	12	.586
Ole Miss	4	10	.286	17	13	.567
Miss. State	4	10	.286	17	14	.548
Kentucky	2	12	.143	6	21	.222

1999–2000

	SEC ONLY			OVERALL		
	W	L	PCT	W	L	PCT
Georgia	13	1	.929	32	4	.889
Tennessee	13	1	.929	33	4	.892
LSU	11	3	.786	25	7	.781
Auburn	9	5	.643	22	8	.733
Miss. State	8	6	.571	24	8	.750
Vanderbilt	6	8	.429	21	13	.618
Florida	6	8	.429	21	13	.618
Alabama	5	9	.357	15	14	.517
Kentucky	5	9	.357	15	14	.517
ARKANSAS	4	10	.286	17	15	.531
S. Carolina	3	11	.214	13	15	.464
Ole Miss	1	13	.071	12	16	.429

1998–99

	SEC ONLY			OVERALL		
	W	L	PCT	W	L	PCT
Tennessee	13	1	.929	31	3	.912
LSU	10	4	.714	22	8	.733
Georgia	9	5	.643	27	7	.794
Auburn	8	6	.571	20	9	.690
Alabama	7	7	.500	20	11	.645
Miss. State	7	7	.500	17	11	.607
Kentucky	7	7	.500	21	11	.656
Florida	6	8	.429	19	14	.576
Vanderbilt	6	8	.429	13	14	.481
Ole Miss	6	8	.429	15	13	.536
ARKANSAS	5	9	.357	20	14	.588
S. Carolina	0	14	.000	11	16	.407

1997–98

	SEC ONLY			OVERALL		
	W	L	PCT	W	L	PCT
Tennessee	14	0	1.000	39	0	1.000
Florida	10	4	.714	23	9	.719
Alabama	10	4	.714	24	10	.706
Vanderbilt	9	5	.643	20	9	.690
Georgia	8	6	.571	17	11	.607
ARKANSAS	7	7	.500	22	11	.667
LSU	7	7	.500	19	13	.594
Kentucky	5	9	.357	13	15	.464
Miss. State	4	10	.286	14	15	.483
Auburn	4	10	.286	16	11	.593
S. Carolina	3	11	.214	13	15	.464
Ole Miss	3	11	.214	12	19	.387

1996–97

	SEC ONLY			OVERALL		
	W	L	PCT	W	L	PCT
Georgia	11	1	.917	25	6	.806
Alabama	10	2	.833	25	7	.781
Florida	9	3	.750	24	9	.727
LSU	9	3	.750	25	5	.833
Tennessee	8	4	.750	29	10	.744
Vanderbilt	6	6	.500	20	11	.645
ARKANSAS	5	7	.417	18	10	.643
Ole Miss	5	7	.417	16	11	.593
Auburn	5	7	.417	22	10	.688
Kentucky	2	10	.167	8	19	.296
Miss. State	1	11	.083	11	16	.407
S. Carolina	1	11	.083	12	15	.44

1995–96

	SEC ONLY			OVERALL		
	W	L	PCT	W	L	PCT
Georgia	10	1	.909	28	5	.848
Tennessee	9	2	.818	32	4	.889
Vanderbilt	7	4	.636	23	8	.742
Alabama	7	4	.636	24	8	.750
Auburn	6	5	.545	23	9	.719
Florida	6	5	.545	21	9	.700
Ole Miss	6	5	.545	18	11	.621
LSU	4	7	.364	21	11	.656
Miss. State	4	7	.364	13	14	.481
ARKANSAS	3	8	.273	21	13	.645
S. Carolina	2	9	.182	16	12	.571
Kentucky	2	9	.182	8	19	.296

1994–95

	SEC ONLY			OVERALL		
	W	L	PCT	W	L	PCT
Tennessee	11	0	1.000	34	3	.919
Georgia	8	3	.727	28	5	.848
Vanderbilt	8	3	.727	25	8	.800
ARKANSAS	7	4	.636	23	7	.767
Florida	7	4	.636	24	9	.727
Alabama	7	4	.636	22	9	.710
Ole Miss	6	5	.545	21	8	.724
Auburn	5	6	.455	17	10	.630
Kentucky	4	7	.364	14	14	.500
S. Carolina	1	10	.091	12	16	.429
Miss. State	1	10	.091	9	18	.333
LSU	1	10	.091	7	20	.259

1993–94

	SEC ONLY			OVERALL		
	W	L	PCT	W	L	PCT
Tennessee	11	0	1.000	31	2	.939
Vanderbilt	9	2	.818	25	8	.758
Florida	8	3	.727	22	7	.759
Alabama	7	4	.636	26	7	.788
Ole Miss	7	4	.636	24	9	.727
Auburn	6	5	.545	20	10	.667
Georgia	5	6	.455	17	11	.607
Kentucky	5	6	.455	17	11	.607
ARKANSAS	3	8	.273	15	14	.517
S. Carolina	2	9	.182	14	13	.519
LSU	2	9	.182	11	16	.519
Miss. State	1	10	.090	8	18	.307

1992–93

	SEC ONLY			OVERALL		
	W	L	PCT	W	L	PCT
Tennessee	11	0	1.000	29	3	.906
Auburn	9	2	.818	25	4	.862
Vanderbilt	9	2	.818	30	3	.909
Florida	6	5	.545	19	10	.655
Alabama	6	5	.545	22	9	.710
Kentucky	5	6	.455	18	10	.643
S. Carolina	5	6	.455	17	10	.630
ARKANSAS	4	7	.364	13	14	.481
Georgia	4	7	.364	21	13	.618
Ole Miss	4	7	.364	19	10	.621
Miss. State	3	8	.273	14	13	.519
LSU	0	11	.000	9	18	.333

1991–92

	SEC ONLY			OVERALL		
	W	L	PCT	W	L	PCT
Ole Miss	11	0	1.000	29	3	.906
Tennessee	10	1	.909	28	3	.903
Alabama	7	4	.636	23	7	.767
Vanderbilt	6	5	.545	22	9	.710
Georgia	6	5	.545	19	11	.633
Kentucky	5	6	.455	16	14	.533
Auburn	4	7	.364	17	12	.586
Miss. State	4	7	.364	15	13	.536
Florida	4	7	.364	15	13	.536
LSU	4	7	.364	16	13	.552
ARKANSAS	3	8	.273	11	14	.440
S. Carolina	2	9	.222	13	15	.464

IN THE AP POLL

Highest Ranking: #7 (12/4/95 & 12/11/95)
Highest Preseason Ranking: #10 (90–91 & 95–96)
Longest Poll Run: 28 weeks (2/19/90 to 12/29/91)
Cons. Weeks in Top 10: 5 (2/11/91 to 3/11/91)
[It's notable that Arkansas was in five of six weeks from 12/16/02 to 1/20/03, and the one week out -- 1/6/03 -- was ranked #11]

While Ranked:
Versus All Teams: 127–53 (.706)
Versus Ranked Teams: 19–47 (.288)
Versus Unranked Teams: 130–25 (.839)

Against the AP Poll

Versus #1	0–15	Versus #7	2–9
Versus #2	1–2	Versus #8	4–5
Versus #3	0–10	Versus #9	1–4
Versus #4	0–5	Versus #10	2–6
Versus #5	0–15	Versus #11–#25	47–81
Versus #6	3–10		

Highest ranked wins:
Home: #2 LSU (1/19/03)
Road: @#6 Texas (2/23/89)
Neutral: #6 SFA (3/22/90) (@Stanford)

BACK IN THE DAY -- SEC SCHEDULING

Starting with the 2010 SEC championship season, women's basketball began a 16-game schedule. The league maintained the 16-game schedule in 2012-13 after the addition of Misosuri and Texas A&M to leauge. This schedule format continues today.

Each team's 16-game schedule will feature home-and-home games against divisional opponents, while featuring one permanent opponent and two rotating opponents from the opposite division. Arkansas' permanent opponent is Missouri.

When Arkansas joined the SEC in 1991, the league played a single round-robin schedule. To promote women's basketball, the conference required each team to play home-and-home with a fixed "rival" partner in 1996 with the 12th game that did not count. For Arkansas, this became LSU. Several SEC teams (UT-Vandy, Ole Miss-MSU, Auburn-Bama) had home-and-home series in previous years and simply designated one game as the league counter. The next season, 1997, both games counted for a 12-game season.

A NCAA mandated minimum 14 regular-season games against conference opponents brought about a 14-game format in 1998. The formula started with round-robin against the entire league, then added home-and-home with the rival partner and a rotating home-and-home with one team from the Eastern Division and one team from the Western Division. The schedule operated on a two-year cycle.

Amber Nicholas Shirey was honored as an SEC Legend

SWC STANDINGS

1990–91

	SWC ONLY			OVERALL		
	W	L	PCT	W	L	PCT
Arkansas	15	1	.938	28	4	.875
Texas	14	2	.875	21	9	.700
T. Tech	12	4	.750	23	8	.742
Houston	10	6	.625	20	12	.625
A&M	8	8	.500	14	14	.500
SMU	4	12	.250	9	19	.321
Rice	4	12	.250	10	18	.357
Baylor	3	13	.188	9	17	.346
TCU	2	14	.125	5	22	.185

1989–90

	SWC ONLY			OVERALL		
	W	L	PCT	W	L	PCT
Arkansas	15	1	.938	25	5	.833
Texas	15	1	.938	27	5	.844
T. Tech	11	5	.688	20	11	.645
Houston	9	7	.563	17	12	.586
A&M	8	8	.500	16	12	.571
TCU	8	8	.500	11	16	.407
Rice	3	13	.188	6	21	.222
SMU	2	14	.125	4	22	.154
Baylor	1	15	.063	4	23	.148

1988–89

	SWC ONLY			OVERALL		
	W	L	PCT	W	L	PCT
Texas	16	0	1.000	28	5	.875
Arkansas	13	3	.813	22	8	.733
Houston	9	7	.563	16	12	.571
T. Tech	9	7	.563	16	13	.552
A&M	8	8	.500	17	12	.586
SMU	7	9	.438	11	14	.444
Rice	5	11	.313	14	14	.500
TCU	4	12	.250	9	16	.360
Baylor	1	15	.063	3	23	.115

1987–88

	SWC ONLY			OVERALL		
	W	L	PCT	W	L	PCT
Texas	16	0	1.000	32	3	.914
Houston	12	4	.750	22	7	.759
T. Tech	9	7	.563	17	13	.567
Arkansas	8	8	.500	13	15	.481
A&M	8	8	.500	15	13	.536
SMU	6	10	.375	12	16	.429
Rice	5	11	.313	11	14	.440
TCU	5	11	.313	12	15	.444
Baylor	3	13	.188	10	20	.333

1986–87

	SWC ONLY			OVERALL		
	W	L	PCT	W	L	PCT
Texas	16	0	1.000	31	2	.939
Arkansas	12	4	.750	20	12	.625
Houston	10	6	.625	19	10	.655
T.Tech	10	6	.625	18	11	.621
Rice	7	9	.438	15	13	.536
Baylor	5	11	.313	8	20	.286
A&M	5	11	.313	9	17	.346
SMU	4	12	.250	8	19	.297
TCU	3	13	.188	8	19	.297

1985–86

	SWC ONLY			OVERALL		
	W	L	PCT	W	L	PCT
Texas	16	0	1.000	34	0	1.000
Arkansas	13	3	.813	22	8	.733
T. Tech	13	3	.813	21	9	.700
Houston	9	7	.563	19	10	.655
A&M	9	7	.563	16	13	.552
SMU	5	11	.267	11	20	.355
Baylor	4	12	.250	6	21	.222
Rice	2	14	.125	7	19	.269
TCU	1	15	.063	5	22	.185

1984–85

	SWC ONLY			OVERALL		
	W	L	PCT	W	L	PCT
Texas	16	0	1.000	28	3	.903
T. Tech	12	4	.750	24	8	.750
Arkansas	11	5	.688	20	8	.667
Houston	11	5	.688	22	8	.733
A&M	7	9	.438	14	14	.500
Baylor	7	9	.438	12	14	.462
SMU	4	12	.250	9	19	.321
TCU	2	14	.125	6	22	.222
Rice	2	14	.125	5	21	.192

1983–84

	SWC ONLY			OVERALL		
	W	L	PCT	W	L	PCT
Texas	16	0	1.000	32	3	.914
T. Tech	13	3	.813	23	7	.767
Arkansas	11	5	.688	20	9	.690
Houston	9	7	.563	16	12	.571
Baylor	9	7	.563	15	12	.556
A&M	6	10	.375	13	15	.464
SMU	4	12	.250	11	15	.423
Rice	3	13	.188	9	17	.346
TCU	1	15	.063	6	22	.214

1982–83

	SWC ONLY			OVERALL		
	W	L	PCT	W	L	PCT
Texas	8	0	1.000	30	3	.909
Arkansas	6	2	.750	21	8	.724
T. Tech	6	2	.750	22	9	.710
Houston	5	3	.625	17	11	.607
Baylor	4	4	.500	16	14	.533
SMU	4	4	.500	14	14	.500
A&M	2	6	.250	11	16	.407
Rice	1	7	.125	8	18	.308
TCU	0	8	.000	5	23	.179

ONE OF A KIND

These are the only Southwest Conference women's basketball trophies located outside the state of Texas. Arkansas was the first team to defeat the University of Texas in SWC play, capturing a share of the 1990 regular season title. Arkansas took the 1991 title outright, then defeated Texas Tech for the 1991 SWC Classic title to become the first non-Texas team to win the league's postseason tournament. Arkansas departed the SWC the next season, and the fact that the Razorbacks were the team to end the Longhorn dynasty is sometimes overlooked in women's basketball history.

BACK IN THE DAY – SWC SCHEDULING

The Southwest Conference started championships for women during the 1981–82 academic year. As was the custom of many conferences, there was no regular season play in 1982, and only a conference championship tournament. Not all of the SWC members participated in the event hosted by Texas A&M, and it took place midseason rather than at the end of the year.

In 1982–83, the league played single round robin and hosted its first true post–season tournament at Austin. The following year the regular season format of double–round robin was established. The 16–game schedule remained unchanged for the rest of SWC history, and featured a looping schedule that reversed the order of play during the year. The primary game days followed the men's schedule –– Thursdays and Saturdays –– and several institutions played double–headers.

The top teams in the league both in attendance and performance, Arkansas and Texas, did not play double–headers.

ARKANSAS' SWC CLASSIC RESULTS

1991 Champion (d. Baylor, 90–74; d. Houston, 83–77; d. Texas Tech, 60–51)
1990 First Round (l. Texas Tech, 69–60)
1989 Finalist (d. Texas Tech, 79–72; l. #6 UT, 101–99)
1988 First Round (l. TAMU, 59–58)
1987 Finalist (d. Houston, 96–82; l. #1 UT, 72–70)
1986 Semifinalist (d. SMU, 82–75; l. Texas Tech, 58–48)
1985 Semifinalist (d. Baylor, 78–69; l. #1 UT, 104–62)
1984 Semifinalist (d. TAMU, 75–66; l. Texas Tech, 56–43)
1983 Semifinalist (d. Baylor, 65–62; l. #3 UT, 80–54)
1982 Finalist (d. Texas Tech, 70–55; d. Baylor, 71–66; l. #10 UT 68–53)
1981 Consolation Title (in–season tournament)

SWC CLASSIC SEEDING

1991 1st
1990 2nd
1989 2nd
1988 4th
1987 2nd
1986 3rd
1985 4th
1984 4th
1983 2nd
1982 n/a

TOP ARKANSAS WINS

LARGEST MARGIN OF VICTORY

79 UA 108, Bartlesville 29 (1976–77)

TOP NEUTRAL

72 UA 114, Tennessee St. 42 (1988–89)
68 UA 97, Cottey College 29 (1977–78)
65 UA 98, Texas Southern 35 (1995–96)

TOP CONFERENCE

61 UA 105, TCU 44 (1982–83)
57 UA 97, Southeastern La. 40 (2000–01)
UA 95, S. Alabama 38 (1998–99)
54 UA 102, Murray St. 48 (1990–91)
53 UA 104, Southern Utah 51 (1990–91)
UA 84, Alabama State 31 (1991–92)
52 UA 99, La.–Monroe 47 (2001–02)
UA 103, Southern 51 (1986–87)
51 UA 110, Providence 59 (1998–99)
UA 100, Western Illinois 49 (1996–97)

LAST 50+

61 UA 101, Houston Baptist 40 (12/28/16)
58 UA 91, Oral Roberts 33 (11/13/14)
57 UA 99, Mississippi Valley State 42 (12/19/12)
51 UA 88, Southeast Missouri 27 (11/29/14)
50 UA 90, Texas Southern 40 (2006–07)
UA 109, TCU 59 (1985–86)

TOP ROAD

49 UA 68, Bartlesville 19 (1976–77)
49 UA 115, Oral Roberts 66 (1986–87)
48 UA 85, Montana State 37 (2002–03)
UA 98, Baylor 50 (1988–89)
47 UA 88, Evangel 41 (1981–82)

LAST 40–49 GAME

49 UA 72, Binghamton 23 (11/29/13)
48 UA 100, UAB 52 (3/24/19)
48 UA78, Northwestern State 30 (11/23/14)
46 UA 92, La.–Monroe 46 (11/13/16)
UA 100, MVSU 54 (12/28/13)
UA 99, Memphis 53 (2005–06)
UA 83, Miss Valley 37 (2001–02)
45 UA 108, Baylor 63 (1990–91)
UA 86, Texas Southern 41 (2011–12)
44 UA 97, SELA 53 (11/13/15)
UA 102, North Texas (1992–93)
UA 112, Detroit 62 (1989–90)
UA 113, Oral Roberts 69 (1988–89)
43 UA 82, Jackson State 39 (1992–93)
UA 93, Mississippi Valley 50 (1989–90)
UA 94, SW Missouri 51 (1985–86)
42 UA 77, Grambling State 35 (12/29/14)
UA 87, Princeton 45 (1999–2000)
41 UA 93, Ole Miss 52 (3/3/13)
UA 88, Furman 47 (2010–12)
UA 101, Tulsa 60 (2000–01)
UA 105, TCU 64 (1994–95)
40 UA 86, MVSU 46 (2015–16)
UA 93, SMU 53 (1986–87)

LAST +30 GAME

39 UA 97, Jackson State 58 (11/9/13)
UA 80, NWestern State 41 (12/21/12)
UA 77, ULM 38 (2008–09)
UA 84, Florida 45 (2002–03)
Top SEC margin
UA 87, Harvard 48 (2000–01)
UA 94, TCU 55 (1986–87)
UA 90, Oklahoma State 51 (1985–86)
UA 96, Grambling State 57 (1984–85)
38 UA 75, SIUE 37 (2011–12)
UA 77, Lipscomb 39 (2006–07)
UA 84, UNO 46 (2005–06)
UA 99, SMU 61 (1990–91)
UA 81, Baylor 43 (1989–90)
37 UA 78, Hampton 41 (2002–03)
UA 85, Memphis 48 (2001–02)
UA 85, La.–Monroe 48 (1999–2000)
UA 76, Wofford 39 (1996–97)
UA 105, Northwestern 68 (1990–91)
36 UA 81, SHSU 45 (11/8/14)
UA 96, Oral Roberts 60 (1992–93)
UA 82, TCU 46 (1990–91)
UA 109, Rice 73 (1988–89)
UA 73, Furman 38 (12/16/12)
35 UA 73, Furman 38 (12/16/12)
UA 97, Portland State 62 (2006–07)
UA 75, Nicholls State 40 (2005–06)
UA 87, Loyola Marymount 52 (02–03)
UA 94, UTPA 59 (1993–94)
UA 98, Baylor 61 (1989–90)
34 UA 91, UTA 57 (2017–18)
UA 86, Centenary 52 (2004–05)
UA 104, Ga. Southern 71 (1997–98)
UA 90, Alcorn 56 (1996–97)
UA 93, Pacific 59 (1996–97)
UA 75, New Hampshire 41 (1994–95)
UA 85, Oral Roberts 51 (1993–94)
UA 88, Tulsa 54 (1984–85)
33 UA 102, North Texas 69 (1999–2000)
UA 88, Kentucky 55 (1996–97)
UA 94, Southern Utah (1996–97)
UA 95, TCU 62 (1990–91)
UA 94, TCU 61 (1985–86)
UA 78, SW Missouri 45 (1983–84)
UA 80, Arkansas St. 47 (1982–83)
32 UA 71, SHSU 39 (2016–17)
UA 73, New Orleans 41 (12/30/15)
UA 83, Princeton 51 (1995–96)
UA 84, SMU 43 (1989–90)
UA 112, California 80 (1985–86)
UA 79, UM–Kansas City 47 (1984–85)
UA 68, SW Missouri 36 (1979–80)
31 UA 81, Morgan State 50 (2011–12)
UA 79, Texas–Arlington 48 (2001–02)
UA 83, Texas Christian (1995–96)
UA 105, Boston College 74 (1990–91)
UA 85, Baylor 55 (1985–86)
UA 82, Rice 51 (1983–84)
UA 100, Murray State 69 (1982–83)
UA 90, SW Louisiana 59 (1981–82)
UA 66, SW Missouri 35 (1977–78)
30 UA 91, Memphis 61 (11/25/16)
UA 74, Texas Pan Am. 44 (2005–06)
UA 97, St. Bonaventure 67 (1998–99)

TOP ARKANSAS LOSSES 35 OR MORE POINTS

54 La. Tech 82, UA 28 (1978–79)
53 #2 South Carolina 85, UA 32 (1/3/16)
49 Texas 110, UA 61 (1980–81)
48 #9 South Carolina 90, UA 42 (1/25/18)
46 Arizona State 89, UA 43 (12/21/17)
LSU 91, UA 45 (2004–05)
Tennessee 105, UA 59 (1991–92)
44 #17 Texas A&M 104, UA 60 (2/22/18)
43 Tennessee 99, UA 55 (2007–08)
42 #5 Mississippi State 111, UA 69 (1/4/17)
Texas 104, UA 62 (1984–85)
41 Alabama 102, UA 61 (1996–97)
40 Tennessee 77, UA 37 (2005–06)
40 La. Tech 74, UA 34 (1981–82)
39 Tennessee 83, UA 44 (2003–04)
39 Miss. College 86, UA 47 (78–79)
37 Texas 104, UA 67 (1988–89)
Vanderbilt 98, UA 61 (2006–07)
LSU 83, UA 46 (2007–08)
36 UConn 100, UA 64 (1998–99)
35 Vanderbilt 78, UA 43 (2004–05)
Ole Miss 84, UA 46 (2001–02)

SERIES HISTORY VS. CONFERENCES

AMERICA EAST
Binghamton-------1-0
New Hampshire ----1-0

AMERICAN
Central Florida-----1-0
Cincinnati --------3-0
Connecticut-------0-1
Houston --------15-8
Memphis--------13-8
Navy ----------1-0
South Florida------1-0
SMU----------22-5
Tulane ----------3-1
Tulsa ----------22-3

ATLANTIC COAST
Boston Col. -------3-0
Clemson ---------3-0
Duke ----------1-2
Florida State ------1-0
Georgia Tech ------2-0
Louisville --------2-0
Miami----------1-0
North Carolina -----0-1
North Carolina State -0-1
Pittsburgh--------1-1

ATLANTIC SUN
Lipscomb --------2-0
Stetson----------2-0

ATLANTIC 10
Davidson---------1-0
Dayton ----------5-0
George Washington --0-2
Richmond --------1-0
St. Bonaventure ----1-0
St. Louis ---------3-0
St. Joseph's-------0-1
Virginia Commonwealth --0-1

BIG EAST
Butler----------3-1
Creighton --------1-0
DePaul ----------2-1
Marquette --------1-0
Providence -------2-0
Seton Hall --------1-0

BIG SKY
Idaho State -------1-0
Montana ---------4-0
Montana State -----1-1
North Dakota ------1-0
Portland State -----1-1
Southern Utah -----2-0

BIG SOUTH
High Point --------2-0

BIG TEN
Illinois ----------0-2
Indiana----------3-1
Iowa ----------3-0
Maryland --------1-1
Michigan---------1-0
Minnesota--------1-1
Nebraska --------1-1
Northwestern------3-1
Ohio State--------1-0
Penn State -------1-0
Purdue----------0-2
Rutgers ---------0-4
Wisconsin --------1-1

BIG 12
Baylor ---------21-7
Iowa State--------1-2
Kansas ----------4-4
Kansas State ------2-3
Oklahoma -------8-10
Oklahoma St. ----11-10
Texas ----------3-22
TCU ----------20-4
Texas Tech-------18-9
West Virginia ------0-1

BIG WEST
Hawai'i ----------4-2
Long Beach State ---0-1

COLONIAL ATHLETIC
Delaware---------1-0
UNC-W ----------1-0

CONFERENCE USA
UAB ----------1-1
Charlotte --------1-0
Florida International -1-0
La. Tech ---------0-3
Middle Tennessee ---5-0
North Texas -------2-1
Old Dominion------1-0
Rice----------23-1
Texas El Paso ------2-1
UT-San Antonio ----3-1
Western Kentucky ---4-2

HORIZON LEAGUE
Detroit ----------1-0
Valparaiso--------1-0

IVY LEAGUE
Brown ----------1-0
Dartmouth -------1-0
Harvard ---------2-0
Princeton --------2-0

METRO ATLANTIC
Iona----------1-0

MID-AMERICAN
Akron----------1-0
Kent State--------1-1
Western Michigan ---2-0

MID CONTINENT
Centenary--------3-0

MID-EASTERN
Coppin State ------3-0
Florida A&M-------2-0
Hampton---------1-0
Howard----------1-0
Morgan State------1-0
Savannah State ----1-0
South Carolina State -1-0

MISSOURI VALLEY
Drake----------2-1
Illinois State ------0-1
Loyola-Chicago ----1-0
Missouri State ----21-8
Northern Iowa -----0-1
Southern Illinois----0-1
SIU-Edwardsville ---3-0
Wichita State ------7-1

MOUNTAIN WEST
Boise State -------2-0
New Mexico -------1-1
UNLV ----------2-1

OHIO VALLEY
Austin Peay -------2-0
Murray State ------2-0
Tennessee-Martin --1-0
Tennessee State ----3-0
Tennessee Tech ----1-1

PAC-12
Arizona ---------0-1
Arizona State------2-1
California --------2-1
Colorado---------1-2
Oregon----------3-1
Oregon State ------1-2
UCLA ----------1-0
Stanford ---------1-1
Utah ----------2-1
Washington -------1-1
Washington State ---2-0

SOUTHERN
East Tennessee State-1-0
Furman----------3-0
Mercer ----------2-0
Samford ---------1-0
Wofford ---------1-0

SOUTHLAND
Abilene Christian ---2-0
Central Arkansas ---1-0
Houston Baptist ----1-0
Lamar ----------2-3
McNeese---------3-1
Nicholls ---------2-0
New Orleans ------8-0
Northwestern State-14-3
Sam Houston State --8-0
Southeastern La. ---2-0
Stephen F. Austin ---8-3

SWAC
Alabama State -----2-0
Alcorn State ------3-0
Grambling --------7-0
Jackson State -----4-0
Miss Valley State---11-0
Prairie View A&M----1-0
Southern --------2-1
Texas Southern ----5-1

SUMMIT LEAGUE
Denver ----------1-0
Oral Roberts -----21-9
South Dakota ------1-0
South Dakota State --0-2
Western Illinois-----2-0

SUN BELT
Ark-Little Rock ----1-0
Arkansas State-----5-3
Georgia Southern ---2-0
Georgia State------1-0
Louisiana-Lafayette -3-1
La-Monroe ------10-0
South Alabama-----2-0
Texas-Arlington ----8-0

WEST COAST
Brigham Young-----2-0
Loyola Marymount --1-2
Pacific ----------2-0
Pepperdine -------1-0
St. Mary's (CA) -----1-0
San Francisco------2-0

WESTERN ATHLETIC
Texas-Pan American -2-0
UMKC ----------6-0

OTHERS
Alaska ----------1-0
Arkansas State-Beebe 1-0
Arkansas College ---1-0
Arkansas Tech -----2-6
Bartlesville Wesleyan-2-0
Cal Poly-Pomona ---1-0
Carl Albert CC -----1-0
Centenary --------3-0
Cottey College -----2-0
Crowder College ----1-0
Delta State -------1-2
Eastern Oklahoma---0-2
Evangel College ----1-0
John Brown University 6-0
Mississippi College --0-1
Missouri Southern---2-0
New Mexico State ---1-0
North Arkansas CC --0-2
Northeast Okla. State 4-4
Oklahoma City -----3-1
Phillips ----------1-1
Pittsburg State-----3-0
Prairie View -------2-0
School of the Ozarks -1-0
Southeastern Oklahoma --2-0
St. Joseph's-------0-1
St. Louis ---------3-0
St. Mary's --------1-0
Texas A& ---------1-0
Texas Woman's-----0-1
Wayland Baptist ----0-1

BY THE NUMBERS

00
Jessica Jackson (14, 15, 16, 17)

0
A'Tyanna Gaulden (18 RS, 19)

1
Kristin Moore (02–06)
Keira Peak (11, 12, 13, 14)
Raven Northcross Baker (18, 19)
Marquesha Davis (20)

2
Shanita Arnold (08, 09)
Kelsey Hatcher (11, 12, 13)
Aaliyah Wilson (17)
Alexis Tolefree (19,20)

3
Donna Wilson (87, 88, 89)
Stacey Walls (90)
Amy Wright (99, 00, 01, 02)
Dominique Washington (06, 07)
Jamesha Townsend (09, 10, 11, 12)
Kelsey Hatcher (13)
McKenzie Adams (14)
Malica Monk (16, 17, 18, 19)

4
Redd Coleman (03)
Kristin Peoples (04, 05, 06)
Sarah Watkins (10, 11, 12, 13)
Keiryn Swenson (16, 17, 18, 19)
Erynn Barnum (20)

5
Bettye Fiscus
(82, 83, 84, 85) RETIRED 1986

10
Tracy Eaton (93, 94)
Christy Smith (95, 96, 97, 98)
Sara Lundberg (01)
LaKendra Spates (07)
Kendra Roberts (07, 08)
Whitney Zachariason (08)
Caroline Powell (10)
Chrisstasia Walter (11)
Kiara Williams (17, 18, 19, 20)

11
Amber Nicholas (89, 90, 91, 92)
Kela Peterson (02, 03)
Kristina Andjelkovic (05, 06)
Amanda Westbrook (11)
Calli Berna (12, 13, 14, 15)

12
Sandy Scranton (79, 80)
Stephanie Bloomer (92, 93, 94, 95)
Roxanne McCrory (96, 97)
Krystal Osborne (98)
LaKiesha Beard (01, 02, 03)
Sheree Thompson (05, 06)
Ashley Daniels (09, 10, 11, 12)
Dominique Wilson (13)
Briunna Freeman (16, 17)
Brenna McClure (18)

13
Leah Gordon (80, 81)
Tennille Adams (96, 97, 98, 99)
Julie Inman (09, 10, 11, 12)
Ana–Carlota Faussurier (12, 13, 14)
Nicole Bolt (15)
Grayce Spangler (18, 19,20)

14
Donna Buccella (79)
Mary Lynn Ederington (78)
Kelly Lipe (80)
Sha Hopson (91, 92)
Debbie Olivas (93, 94, 95)
Cara Wright (02, 03)
Danielle Allen (04, 05, 06, 07)
Kristen Gillespie (10 RS)
Erin Gatling (11, 12, 13)
McKinley Bostad (15)
Jailyn Mason (17, 18, 19, 20)

15
Joyce Underdown (77)
Debbie Roe (77, 78, 79)
Connie Fitzgerald (80, 81, 82, 83)
Wendy Schopp (81)
Tracy Webb (84, 85, 86, 87)
Yolanda Dickson (91, 92, 93, 94)
Tiffany Wright (95, 96, 97, 98)
Allison Singleton (05)
Skye Rees (10, 11)
Kelsey Brooks (14, 15, 16)

20
Joanie Johnston (77, 78)
Brenda Alexander (81, 82)
DeAnn Henry (81, 82, 83)
Dianna Harris (85, 87)
Tina Adams (85, 86)
Angie Gore (88, 89, 90, 91)
Taqueta Robertson (94, 95, 96, 97)
Wendi Willits (98, 99, 00, 01)
Shameka Christon (01, 02, 03, 04)
Aujaunta Daniels (14)
Sydney Stout (17, 18, 19)

21
Camille Yancey (77, 78)
Marsha Johnson (79, 80)
Kathy Caton (79, 80)
Cheryl Orcholski (81, 82, 83, 84)
Stephanie Brinlee (86)
Juliet Jackson (87, 88, 89, 90)
Angela Davis (92, 93)
Robin Alpe (95, 96)
India Lewis (99, 01, 02, 03)
Rochelle Vaughn (03, 04, 05, 06)
Dominique Robinson (10, 11, 12, 13)
Katie Powell (15)
Devin Cosper (16, 17, 18)

22
Peggy Price (78, 79)
Tammy Siefkes (80, 81)
Jan Lookadoo (81)
Doris Gaiser (82, 83, 84, 85)
Kim Grisham (86)
Maria Kidd (87)
Lisa Martin (88, 89)
Shea Henderson (91, 92, 93, 94)
Kamara Stancle (98, 99)
Dana Cherry (00, 01, 02, 03)
April Seggebruch (04, 05)
Melissa Hobbs (05, 06)
Tanisha Smith (07)
C'eira Ricketts (09, 10, 11, 12)
Bria Pitts (14)
Bailey Zimmerman (16, 17, 18, 19)

23
Heritage Player (77)
Pat Keck (77)
Tami Scherm (78)
Marsha Johnson (79, 80)
DeAnn Henry (81, 82, 83)
Sherri Boeller (83)
Valecia Fore (84)
Brenda Rhodes (85)
Lillian Valley (86)
Carrie Parker (94, 95, 96, 97)
Melissa Hobbs (05, 06)
Donica Cosby (07)
Hailey Nutt (08)
Ashley McCray (09, 10)
Caroline Powell (11)
Mia Melton (13)
Amber Ramirez (19 RS)

24
Marsha Lackey–Vining (77, 78)
Connie Fitzgerald (80, 81, 82, 83)
Sheila Burkes (84, 85, 86, 87)
Marla Goshien (90)
Allyson Twiggs (92, 93, 94, 95)
Shameka Christon (01, 02, 03, 04)
Leslie Howard (06, 07)
Brittney Richardson (08, 09, 10, 11)
Quistelle Williams (10, 11, 12, 13)
Jordan Danberry (16, 17)
Taylah Thomas (18, 19)

25
Jeanette Cowherd (77, 78)
Lita Stricklin (79, 80)
Cecilia Roark (81)
Michele Mabry (89)
Sally Moore (90, 91)
Lonniya Bragg (98, 99, 00, 01)
Rochelle Vaughn (03, 04, 05, 06)
Brittney Vaughn (05, 06, 07, 08)
Joey Bailey (12, 13, 14, 15)
Tatiyana Smith (16, 17)
Destinee Oberg (20)

30
Sheila Burns (78)
Debbie Roe (77, 78)
Patrice Gillenwater (80, 81)
Blair Savage (90, 91, 92, 93)
Debbie Olivas (93, 94, 95)
Sytia Messer (96, 97, 98, 99)
Macy Weaver (18, 19, 20)

31
Deborah Cooper (77)
Sherry Smith (78)
Trisha Cooper (79, 80)
Mary Munsch (81, 82, 83, 84)
Cindy Daley (85, 86, 87, 88)
Coretta Chenault (89, 90)
Rochelle Masengill (92, 93, 95)
Carla Rhodes (01, 02)
Cara Wright (02, 03)
Whitney Jones (06, 07, 08, 09)

32
Tami Thompson (77)
Kathy Roland (78)
Kathleen Caton (79, 80)
Lisa Harris (80)
Tammy Siefkes (80, 81)
Dinah Dickerson (82)
Debra Williams (83, 84, 85, 86)
Claudia Harris (87)
Sue Pack (88, 89, 90)
Kimberly Wilson (94, 95, 96, 97)
Christina Lawrence (05)
Charity Ford (06, 07, 08, 09)
Khadijah West (14, 15, 16)

33
Carol Ann Riggs (77, 78)
Monica Van Parys (79, 80, 81, 82)
Tamara Mathis (82, 83, 84, 85)
Lanell Dawson (86, 87)
Christi Willson (88, 89, 90, 91)
Karen Jones (95, 96, 97, 98)
Celia Anderson (98, 99, 00, 01)
Sarah Pfeifer (03, 04, 05, 06, 07, 08)
Lyndsay Harris (09, 10, 11, 12)
Melissa Wolff (13, 14, 15, 16)
Chelsea Dungee (18 RS, 19, 20)

34
Deanna Barnes (77)
Kelly Johnson (93, 94, 95, 96)
Karyn Karlin (97, 98, 99, 00)
Ayana Brereton (06, 07, 08, 09)

35
Celeste Holman (77)
Betsy Broyles (78, 79)
Sharon Delph (79)
Treva Christensen (95, 97, 98, 99)
Shanna Harmon (01, 02, 03, 04)
Alecia Cooley (16, 17)
Ginger Reece (20)

40
Karen Osborne (77)
Kim Bunge (80, 81, 82, 83)
Bronwyn Wynn (86, 87)
Faye Dickerson (88, 89)
Janet Moore (90, 91)
Chrysti Jordan (92)
Carrie Satterfield (96, 97, 98, 99)
Sarah Pfeifer (03, 04, 05, 06, 07, 08)

41
Alison Muldrew (91, 92)
Amber Hudson (93)

42
Joy Dillard (77, 78, 79)
Paula Phillips (82, 83)
Anne Luostarinen (83, 84)
Tracey Hutchinson (85)
Robyn Irwin (87, 88, 89)
Michelle Thacker (91, 92, 93, 94)
Jhasmin Bowen (12, 13, 14, 15)
Yasmeen Ratliff (17)

43
Shannon Jones (93, 94)
Makayla Daniels (20)

44
Lita Stricklin (79, 80)
Erma Greer (82, 83, 84, 85)
Shelly Wallace (86, 87, 88, 89)
Celia Anderson (98, 99, 00, 01)
Lakisha Harper (00, 01, 02, 03)
Adrienne Bush (04, 05, 06)
Lauren Ervin (07, 08)
Quistelle Williams (10, 11, 12, 13)

45
Melanie Browder (78)
Toya Marshall (94)
Katrina Nesby (01, 02, 03, 04)
Yashira Delgado (10)

50
Delmonica DeHorney
(88, 89, 90, 91) RETIRED 1992

51
Amanda Holley (82, 83, 84)

52
Tamara Mathis (82, 83, 84, 85)
Paula Phillips (82, 83)
Monica Brown (84, 85, 86, 87)
Wendy Norwood (88)
Deborah Crosby (90, 91)
Shaka Massey (96, 97)
Joy Oakley (99, 00, 01, 02)
Rokia Doumbia (19, 20)

53
Annisea Booker (92)

54
Dianna Harris (85, 87)
Ashlea Williams (08, 09, 10)

55
Brandi Whitehead (99, 00)
Ruby Vaden (03, 04, 05)

NA
George Ann Clark (80)

BEHIND THE NUMBERS

2 numbers are retired at Arkansas, both in the year following the end of the careers of the only players to wear those numbers in school history: #5 (Bettye Fiscus) and #50 (Delmonica DeHorney).

17 athletes have worn 23, the most worn number in Razorback history

19 17 players have worn two different numbers during their career: Amber Ramirez (23 & 51), Erynn Barnum (4 &11), Sarah Pfeifer (33 & 40), Melissa Hobbs (22 &23), Rochelle Vaughn (21 & 25), Cara Wright (14 & 31), Shameka Christon (24 & 20), Celia Anderson (44 & 33), Debbie Roe (15 & 30), Debbie Olivas (14 & 30), Connie Fitzgerald (15 & 24), DeAnn Henry (20 & 23), Tammy Siefkes (22 & 32), Lita Stricklin (25 & 44), Tamara Mathis (33 & 52), Paula Phillips (42 & 52) Quistelle Williams (42 & 24) and Carol Ann Riggs (33 & 35). Interestingly, Pfeifer becomes the first player ever to switch back, going from 40 to 33 in 2007–08.

ARE YOU MISSING FROM OUR LISTS?

The records for the first three varsity teams at the University of Arkansas are not complete, but we believe we have identified all the modern–era Razorbacks. If you find a mistake in our letterwinner or all–time jersey listings, please contact us to let us know. Also, if you played basketball for Arkansas in the pre–varsity era –– prior to 1976 –– we are looking for your information. Please contact Mario Bravante in Communications at bravante@uark.edu.

LETTERWINNERS

Sarah Pfeifer

Letters Won and Years Played

One of the most unique careers at Arkansas belonged to one of its most loyal players. Two season–ending injuries and an extension of her eligibility clock resulted in Pfeifer becoming the first player in school history to participate in six season and earn five varsity letters. She is also the only player to have played for three different coaches. Pfeifer may also have the title for most surgeries during a career –– five –– including three on her two shoulders. Along with her devotion to the team, she also earned her bachelor's and master's degrees and is the only player in SEC history

A
Adams, Karen, 77
Adams, McKenzie, 13, 14
Adams, Tenille, 96, 97, 98, 99
Adams, Tina, 86
Alexander, Brenda, 81, 82
Allen, Danielle, 04, 05, 06, 07
Alpe, Robin, 95, 96
Anderson, Celia, 98, 99, 00, 01
Andjelkovic, Kristina, 05, 06
Arnold, Shanita, 08, 09
Attwood, Renee, 77

B
Bailey, Joey, 12, 13, 14, 15
Barns, Deanna, 77
Barnum, Erynn, 19, 20
Beard, LaKiesha, 01, 02, 03
Berna, Calli, 12, 13, 14, 15
Bloomer, Stephanie, 92, 93, 94, 95
Boeller, Sherri, 83
Bolt, Nicole, 13
Booker, Annisea, 92
Bostad, McKinley, 14
Bowen, Jhasmin, 11, 12, 13, 14
Bragg, Lonniya, 98, 99, 00, 01
Brereton, Ayana, 06, 07, 08, 09
Brinlee, Stephanie, 86
Brooks, Kelsey, 14, 15, 16
Browder, Melonie, 78
Brown, Monica, 84, 85, 86, 87
Broyles, Betsy, 78, 79
Buccella, Donna, 79
Bunge, Kim, 80, 81, 82, 83
Burkes, Sheila, 84, 85, 86, 87
Burns, Sheila, 78
Bush, Adrienne, 04, 05, 06

C
Caton, Kathy, 79, 80
Chenault, Coretta, 89, 90
Cherry, Dana, 00, 01, 02, 03
Christensen, Treva, 95, 97, 98, 99
Christon, Shameka, 01, 02, 03, 04
Clark, George Anna, 80
Coleman, Redd, 03
Cooley, Alecia, 16, 17
Cooper, Deborah, 77
Cooper, Trisha, 79, 80
Cosby, Donica, 07
Cosper, Devin, 16, 17, 18
Cowherd, Jeanette, 77, 78
Crosby, Deborah, 90, 91

D
Daley, Cindy, 85, 86, 87, 88
Danberry, Jordan, 16+
Daniels, Ashley, 09, 10, 11, 12
Daniels, Aujontee, 14
Daniels, Makayla, 20
Davis, Angela, 92, 93
Davis, Marquesha, 20
Dawson, Lanell, 86, 87
DeHorney, Delmonica, 88, 89, 90, 91
Delgado, Yashira, 11
Delph, Sharon, 79
Dickerson, Dinah, 82
Dickerson, Faye, 88, 89
Dickson, Yolanda, 91, 92, 93, 94
Dillard, Joy, 77, 78, 79
Doumbia, Rokia, 19, 20
Dungee, Chelsea, 18 (redhirt), 19, 20

E
Eaton, Tracy, 93, 94
Ederington, Mary Lynn, 78
Ervin, Lauren, 07, 08

F
Faussurier, Ana–Carlota, 12, 13, 14
Fiscus, Bettye, 82, 83, 84, 85
Fitzgerald, Connie, 80, 81, 82, 83
Ford, Charity, 07, 08, 09, 10
Fore, Valecia, 84
Freeman, Briuanna, 16+

G
Gaiser, Doris, 82, 83, 84, 85
Gatling, Erin, 11 (redshirt), 12, 13
Gaulden, A'Tyanna, 18 (redshirt), 19, 20
Gillenwater, Patrice, 80, 81
Gillespie, Kristen, 10 (redshirt)
Gordon, Leah, 80, 81
Gore, Angie, 88, 89, 90, 91
Goshien, Marla, 90
Greer, Erma, 82, 83, 84, 85
Grisham, Kim, 86

H
Harmon, Shanna, 01, 02, 03, 04
Harper, Lakishia, 00, 01, 02, 03
Harris, Dianna, 85, 87
Harris, Claudia, 87
Harris, Lisa, 80
Harris, Lyndsay, 09, 10, 11, 12
Hatcher, Kelsey, 11 (redshirt), 12, 13
Henderson, Shea, 91, 92, 93, 94
Henry, DeAnn, 81, 82, 83
Hobbs, Melissa, 05, 06
Holley, Amanda, 82, 83, 84
Holman, Celeste, 77
Hopson, Sha, 91, 92
Howard, L'Anna, 79
Howard, Leslie, 06, 07
Hudson, Amber, 93
Hughes, Avery, 20
Hutchinson, Tracey, 85

I
Irwin, Robyn, 87, 88, 89
Inman, Julie, 09, 10 (Dec.), 11, 12

J
Jackson, Jessica, 14, 15, 16, 17
Jackson, Juliet, 87, 88, 89, 90
Johnson, Becky, 77
Johnson, Kelly, 93, 94, 95, 96
Johnson, Marsha, 79, 80
Johnston, Joanie, 77, 78
Jones, Karen, 95, 96, 97, 98
Jones, Shannon, 93, 94
Jones, Whitney, 06, 07, 08, 09
Jordan, Chrysti, 92

K
Karlin, Karyn, 97, 98, 99, 00
Keck, Pat, 77
Kidd Maria, 87

L
Lackey–Vining, Marsha, 77, 78
Lawrence, Christina, 05
Lewis, India, 00, 01, 02, 03
Lipe, Kelly, 80
Lookadoo, Jan, 81
Lundberg, Sarah, 01
Luostarinen, Anne, 83, 84

M
McClure, Brenna, 18
McCray, Ashley, 09, 10
McCrory, Roxanne, 96, 97
Mabry, Michelle, 89
Marshall, Toya, 94
Martin, Lisa, 88, 89
Mason, Jailyn, 17, 18, 19, 20
Mason, Kim, 77
Masengill, Rochelle, 92, 93, 95
Massey, Shaka, 96, 97
Mathes, Kathy, 77
Mathis, Tamara, 82, 83, 84, 85
Melton, Mia, 12, 13
Messer, Sytia, 96, 97, 98, 99
Monk, Malica, 16, 17, 18, 19
Moore, Janet, 90, 91
Moore, Kristin, 03, 04, 05, 06
Moore, Sally, 90, 91
Muldrew, Alison, 91, 92
Munsch, Mary, 81, 82, 83, 84

N
Nesby, Katrina, 01, 02, 03, 04
Nicholas, Amber, 89, 90, 91, 92
Northcross–Baker, Raven, 18, 19
Norwood, Wendy, 88
Nutt, Hailey, 08

O
Oakley, Joy, 99, 00, 01, 02
Oberg, Destinee, 20
Olivas, Debbie, 93, 94, 95
Orcholski, Cheryl, 81, 82, 83, 84
Osborne, Karen, 77
Osborne, Krystal, 99

P
Pack, Sue, 88, 89, 90
Parker, Carrie, 94, 95, 96, 97
Peak, Keira, 11, 12, 13, 14
Peoples, Kristin, 04, 05, 06
Peterson, Kela, 02, 03
Pfeifer, Sarah, 03, 04, 05, 06, 07, 08
Phillips, Paula, 82, 83
Pitts, Bria, 13
Powell, Caroline, 11
Powell, Katie, 14
Price, Peggy, 78, 79

R
Ramirez, Amber, 19 RS, 20
Ratliff, Yasmeen, 17
Reece, Ginger, 20
Rees, Skye, 10, 11
Rhodes, Brenda, 85
Rhodes, Carla, 01, 02
Richardson, Brittney, 08, 09, 10, 11
Ricketts, C'eira, 09, 10, 11, 12
Riggs, Carol Ann, 77, 78
Roark, Cecilia, 81
Roberson, Taqueta, 94, 95, 96, 97
Roberts, Kendra, 07, 08
Robinson, Dominique, 10, 11, 12, 13
Roe, Debbie, 77, 78, 79
Rowland, Kathy, 78

S
Satterfield, Carrie, 96, 97, 98, 99
Savage, Blair, 90, 91, 92, 93
Scherm, Tamera, 78
Schopp, Wendy, 81
Scranton, Sandy, 79, 80
Seggebruch, April, 04, 05
Siefkes, Tammy, 80, 81
Singleton, Allison, 05
Smith, Christy, 95, 96, 97, 98
Smith, Tanisha, 07
Smith, Tatiyana, 16, 17
Smith, Sherry, 78
Spangler, Grayce, 18, 19, 20
Spates, LaKendra, 07
Stancle, Kamara, 98, 99
Stout, Sydney, 17, 18, 19
Stricklin, Lita, 79, 80
Swenson, Keiryn, 16, 17, 18, 19

T
Thacker, Michelle, 91, 92, 93, 94
Thomas, Taylah, 18, 19, 20
Thompson, Sheree, 05, 06
Thompson, Tami, 77
Tolefree, Alexis, 19, 20
Torrence, Carolyn, 77
Townsend, Jamesha, 09, 10, 11, 12
Twiggs, Allyson, 92, 93, 94, 95

U
Underdown, Joyce, 77

V
Vaden, Ruby, 03, 04, 05
Valley, Lillian, 86
Van Parys, Monica, 79, 80, 81, 82
Vaughn, Brittney, 05, 06, 07, 08
Vaughn, Rochelle, 03, 04, 05, 06

W
Wallace, Shelly, 86, 87, 88, 89
Walls, Stacey, 90
Walter, Chrisstasia, 11
Washington, Dominique, 06, 07
Watkins, Sarah, 10, 11, 12, 13
Weaver, Macy, 18, 19, 20
Webb, Tracy, 84, 85, 86, 87
West, Khadijah, 14, 15, 16
Westbrook, Amanda, 11
Whitehead, Brandi, 99, 00
Williams, Ashlea, 08, 09, 10
Williams, Debra, 83, 84, 85, 86
Williams, Kiara, 17, 18, 19, 20
Williams, Quistelle, 10, 11, 12, 13
Willits, Wendi, 98, 99, 00, 01
Wilson, Aaliyah, 17
Willson, Christi, 88, 89, 90, 91
WIlson, Dominique, 13
Wilson, Donna, 88, 89
Wilson, Kimberly, 94, 95, 96, 97
Wolff, Melissa, 13, 14, 15, 16
Wright, Amy, 99, 00, 01, 02
Wright, Cara, 02, 03
Wright, Tiffany, 95, 96, 97, 98
Wynn, Bronwyn, 86, 87

Y
Yancey, Camille, 77, 78

Z
Zachariason, Whitney, 08
Zimmerman, Bailey, 16, 17, 18, 19

+–Played one full year and part of next season.

BY HOMETOWN

ALABAMA: (1)
Lyndsay Harris (Hoover)

ALASKA: (1)
DeAnn Henry (Homer)

ARKANSAS: (114)
See listing next page

CALIFORNIA: (4)
Jamesha Townsend (Chula Vista [Bonita Vista])
Shelly Wallace (Delano)
Kela Peterson (Lake Elsinore)
Lauren Ervin (Los Angeles)

FLORIDA: (3)
Yashira Delgado (Kissimmee [W. Oaks Academy])
Dominique Washington (Pensacola)
Ashley McCray (Sanford [Seminole])

GEORGIA: (6)
Yasmeen Ratliff (Alpharetta)
Keira Peak (Clyattville)
Katie Powell (Duluth)
A'Tyanna Gaulden (Ocilla)
Briunna Freeman (Pelham)
Dominique Wilson (Powder Springs)

INDIANA: (3)
Tennille Adams (East Chicago)
Christy Smith (West Lafayette)
Amy Wright (Williamsburg [Northeastern])

ILLINOIS: (5)
Kristin Moore (Chicago)
April Seggebruch (Cissna Park)
Alecia Cooley (Evanston)
Mary Munsch (Libertyville)
Macy Weaver (Stillman Valley)

KANSAS: (7)
Devin Cosper (Coffeyville)
Tammy Siefkes (Hutchinson)
Brenna McClure (Lyons)
Kelsey Brooks (Olathe)
Christine Gillespie (Overland Park [Shawnee Mission South])
Jhasmin Bowen (Wichita [Wichita Heights]
Keiryn Swenson (Wichita [Maize])

KENTUCKY: (1)
C'eira Ricketts (Louisville [Fairdale])

LOUISIANA: (3)
Dominique Robinson (Baton Rouge [Capitol])
Taqueta Robertson (Natchitoches)
Khadijah West (Shreveport)

MARYLAND
Makayla Daniels (Frederick)

MICHIGAN: (1)
Quistelle Williams (Grand Rapids [Ottawa Hills])

MINNESOTA
Destinee Oberg (Burnsville)

MISSISSIPPI: (4)
Dianna Harris (Booneville)
Donica Cosby (Coldwater [Independence])
Ashley Daniels (Coldwater [Coldwater])
Sheree Thompson (McComb)

MISSOURI: (10)
Sue Pack (Independence)
Treva Christensen (Joplin)
Roxanne McCrory (Kansas City [Center])
Tanisha Smith (Kansas City [Lincoln Prep])
Leah Gordon (Moundville)
Jeannette Cowherd (Purdy)
Claudia Harris (Risco)
Leslie Howard (Salem)
Ashlea Williams (Springfield)
Christina Lawrence (Sullivan)

NEVADA (1)
Krystal Osborne (Las Vegas)

NEW MEXICO: (1)
Karyn Karlin (Fruitland)

OHIO: (3)
Kristin Peoples (Columbus)
Jailyn Mason (Mason)
Cara Wright (West Chester [Lakota West])

OKLAHOMA: (20)
Kim Bunge (Bartlesville)
Amanda Holley (Bethany)
Sydney Stout (Bixby)
Bria Pitts (Broken Arrow)
Michelle Thacker (Coweta)
Faye Dickerson (Elk City)
Marsha Lackey Vining (Eufaula)
Wendi Willits (Fort Cobb)
Kathleen Caton (Inola)
Coretta Chenault (Lawton)
Kamara Stancle (Muskogee)
Aaliya Wilson (Muskogee)
Shanna Harmon (Norman [North])
Toya Marshall (Oklahoma City [John Marshall])
Delmonica DeHorney (Poteau)
Chelsea Dungee (Sapulpa)
Angie Gore (Tulsa [Jenks])
Stephanie Brinlee (Sand Springs [Page])
Melissa Hobbs (Woodward)
Stephanie Bloomer (Vian)
Ginger Reece (Lawton)

TENNESSEE: (3)
Sarah Watkins (Germantown [Houston])
Tracy Eaton (Knoxville)
Angela Davis (Memphis)

TEXAS: (25)
Lakishia Harper (Amarillo [Palo Duro])
Ayana Brereton (Angleton)
Shaka Massey (Arlington [Sam Houston])
Charity Ford (Arlington [Seguin])
Taylah Thomas (Arlington [Mansfield Timberview])
Brandi Whitehead (Cayuga)
Valecia Fore (Celina)
Karen Jones (Corpus Christi)
Alison Muldrew (Duncanville)
Debbie Olivas (El Paso [Eastwood])
Deborah Crosby (Fort Worth)
McKenzie Adams (Frisco)
Joey Bailey (Gunter)
Chrysti Jordan (Irving)
McKinly Bostad (Kennedale)
Donna Wilson (Palestine)
Rochelle Masengill (Plano [East])
Rochelle Vaughn (Plano [West])
Brittney Vaughn (Plano [West])
Tatiyana Smith (Plano [Plano])
Yolanda Dickson (Houston)
Kiesha Beard (Houston [Willowridge])
L'Anna Howard (San Antonio)
Tiffany Wright (San Antonio [Southwest])
Bronwyn Wynn (Tyler [John Tyler])
Amber Ramirez (San Antonio)

WISCONSIN: (1)
Cheryl Orcholski (Milwaukee)

INTERNATIONAL (6)
AFRICA
Rokia Doumbia (Mali & Bradenton, Fla.)

BRAZIL
Angelica de Paula (Sau Paulo)

SERBIA
Kristina Andjelkovic (Belgrade)

FINLAND
Anne Luosarinen (Helsinki)

AUSTRALIA
Skye Rees (Drouin [Victoria])

SPAIN
Ana–Carlota Faussurier (Yecla)

BY HOMETOWN

ARKANSAS CITIES AND TOWNS

ALEXANDRIA
» Kiara Williams [LRC]

ARKADELPHIA
» Lonniya Bragg

BATESVILLE
» Tracy Webb

BENTON>> 2
» Trisha Cooper
» Maria Kidd [Bauxite]

BENTONVILLE
» Robin Alpe
» Avery Hughes

BLYTHEVILLE
» Whitney Jones

BRYANT>> 2
» Marla Goshein
» Sally Moore

CABOT
» Melissa Wolff

CARLISLE>> 2
» Tami Scherm
» Julie Inman

CAVE CITY
» Sheila Burns

CLARKSVILLE
» Dinah Dickerson

CHARLESTON
» Carrie Parker

CONWAY>> 4
» Sharon Delph
» Caroline Powell
» Jordan Danberry
» Alexis Tolefree

DAMASCUS
» Lanell Dawson

DANVILLE
» Tamara Mathis

DARDANELLE
» Kelly Johnson

DEER
» Shanon Jones

DERMOTT
» Joy Dillard

ELKINS>> 2
» Debbie Roe
» Sandy Scranton

EUDORA
» Debra Williams

FAYETTEVILLE>> 7
» Calli Berna
» Betsy Broyles
» Connie Fitzgerald
» Wendy Norwood
» Hailey Nutt
» Carol Ann Riggs
» Grayce Spangler

FORT SMITH>> 4
» Redd Coleman [Northside]
» Allison Singleton [Southside]
» Kendra Roberts [N'side]
» Shanita Arnold [N'side])

GENTRY
» Allyson Twiggs

GRAVETTE>> 2
» Wendy Schopp
» Blair Savage

GREENWOOD
» Paula Phillips

GREEN FOREST
» Joyce Underdown

GURDON
» Lita Stricklin

HAMPTON>> 2
» Cecilia Roark
» Kimberly Wilson

HARRISON>> 3
» Georgia Clark
» Deborah Cooper
» Danelle Allen

HATTIEVILLE
» Bailey Zimmerman

HEBER SPRINGS
» Brenda Alexander

HOT SPRINGS>> 4
» Cindy Daley
» Sha Hopson
» Joy Oakley
» Shameka Christon

HUNTINGTON
» Donna Buccella

HUNTSVILLE >> 2
» Sherry Smith
» Sheila Burkes

JACKSONVILLE
» Jessica Jackson

JUDSONIA
» Lisa Martin

LITTLE ROCK>> 11
» Aujontee Daniels [Parkview]
» Joni Johnston [MSM]
» Patrice Gillenwater [MSM]
» Doris Gaiser [McClellan]
» Erma Greer [McClellan]
» Michelle Mabry [MSM]
» Celia Anderson [Hall]
» Kelsey Hatcher [CAC]
» Amanda Westbrook [Mt. St. Mary]
» Kiara Williams [LR Central]
» Erynn Barnum

MALVERN
» Raven Northcross–Baker

MARVELL>> 2
» Camille Yancy [Acad.]
» Stacey Walls [Parkview]

MT. HOME>> 3
» Kathy Rowland
» Carrie Satterfield
» Brittney Richardson

NEWARK
» Amber Nicholas

N. LITTLE ROCK>> 4
» Robyn Irwin [Sylvan Hills]
» Malica Monk [NLR]
» Christi Willson [Northeast]
» Whitney Zachariason [CAC]

OSCEOLA
» Ruby Vaden

OZARK
» Sarah Pfeifer

PEA RIDGE
» Jan Lookadoo

PINE BLUFF>> 4
» Kelly Lipe
» Juliet Jackson
» Dana Cherry
» Tami Thompson

PRAIRIE GROVE>> 2
» Tracey Hutchinson
» Sarah Lundberg

RUSSELLVILLE
» Adrienne Bush

ROYAL
» Kim Grishman [Lake Hamilton]

ROGERS
» Pat Keck

RUDY
» Lisa Harris

ST. VINCENT
» Bailey Zimmerman [Wonder–view]

SALEM
» Brittney Richardson

SILOAM SPRINGS
» India Lewis

SPRINGDALE>> 3
» Tina Adams
» Janet Moore
» Marquesha Davis

STAR CITY
» Shea Henderson

TEXARKANA
» Chrisstasia Walter [Arkansas]

VAN BUREN>> 2
» Marsha Johnson
» Erin Gatling

VILONIA
» Monica Van Parys [NLR]

WALDO
» Sytia Messer

WARREN
» Mary Lynn Ederington

WEST HELENA>> 2
» Lillian Valley [Central]
» LaKendra Spates [Central]

WEST MEMPHIS>> 2
» Melanie Browder
» Katrina Nesby

WILMAR
» Brenda Rhodes

WYNNE
» Bettye Fiscus

TEAM CAPTAINS

Each coaching staff had different ways of selecting the team captains. Some chose before the start of the season some changed during the year and others were voted on by the players after the end of the year.

2017–18	Devin Cosper
2016–17	NA
2015–16	Melissa Wolff
2014–15	Calli Berna
	Jhasmin Bowen
2013–14	Calli Berna
	Jhasmin Bowen
	Keira Peak
2012–13	Erin Gatling
	Kelsey Hatcher
	Sarah Watkins
	Quistelle Williams
2011–12	Ashley Daniels
	Lyndsay Harris
2010–11	Lyndsay Harris
	C'eira Ricketts
2009–10	Charity Ford
2008–09	Ayana Brereton
	Whitney Jones
2007–08	Brittney Vaughn
	Lauren Ervin
2006–07	Brittney Vaughn
	Sarah Pfeifer
2005–06	Rochelle Vaughn
	Sarah Pfeifer
2004–05	April Seggebruch
	Rochelle Vaughn
	Sarah Pfeifer
2003–04	Rochelle Vaughn
	Sarah Pfeifer
2002–03	India Lewis
	Lakishia Harper
	Shameka Christon
2001–02	Amy Wright
	India Lewis
	Lakishia Harper
2000–01	Wendi Willits
	Amy Wright
1999–00	Karyn Karlin
	Brandi Whitehead
1998–99	Sytia Messer
	Karyn Karlin
	Treva Christensen
1997–98	Christy Smith
	Sytia Messer
	Karyn Karlin
1996–97	Kimberly Wilson
	Christy Smith
	Taqueta Roberson
1995–96	Kelly Johnson
	Kimberly Wilson
	Christy Smith
1994–95	Kelly Johnson
	Debbie Olivas
	Kimberly Wilson
1993–94	Shea Henderson
	Michelle Thacker
	Kelly Johnson
1992–93	Angela Davis
	Blair Savage
1991–92	Amber Nicholas
	Blair Savage
1990–91	Delmonica DeHorney
	Angie Gore
	Amber Nicholas
1989–90	Juliet Jackson
1988–89	Robyn Irwin
	Shelly Wallace
	Donna Wilson
1987–88	Cindy Daily
	Shelly Wallace
	Donna Wilson
1986–87	Tracy Webb
	Monica Brown
	Sheila Burkes
	Bronwyn Wynn
1985–86	Tracy Webb
	Sheila Burkes
	Debra Williams
1984–85	Doris Gaiser
	Bettye Fiscus
1983–84	Mary Munsch
	Cheryl Orcholski
	Amanda Holley
1982–83	Kim Bunge
	Connie Fitzgerald
1981–82	Kim Bunge
	Connie Fitzgerald
	Monica Van Parys
1980–81	Kathy Caton
	Tammy Siefkes
	Lita Stricklin
1979–80	Kathy Caton
	Tammy Siefkes
1977–78	Marsha Lackey–Vining
	Carol Ann Riggs

Four–Year Captains	
Sarah Pfeifer	04, 05, 06, 07

Three–Year Captains	
Karyn Karlin	98, 99, 00
Christy Smith	96, 97, 98
Kim Wilson	95, 96, 97
Roachell Vaughn	04, 05, 06

Two–Year Captains	
Calli Berna	14, 15
Jhasmin Bowen	14, 15
Sheila Burkes	86, 87
Kathy Caton	90, 81
Connie Fitzgerald	82, 83
Lakishia Harper	02, 03
Lyndsay Harris	11, 12
Kelly Johnson	95, 96
India Lewis	02, 03
Sytia Messer	98, 99
Amber Nicholas	91, 92
Blair Savage	92, 93
Tammy Siefkes	80, 81
Brittney Vaughn	07, 08
Shelly Walace	88, 89
Tracy Webb	86, 87
Donna Wilson	88,89
Amy Wright	01, 02

» 94 Captains Listed

» 18 times someone whose last name begins with a W was captain (12 different players)

» Arkansas did not name captains for the 2016–17 season

(Our records before the NCAA era began -- 1982–83 -- are incomplete. Former Razorbacks are urged to contact the Athletic Communications Office [479–575–2751] with corrections and additions to this list of former captains.)

HONORS AND AWARDS

ALL AMERICANS





ASSOCIATED PRESS ALL–AMERICA

2003–04 Shameka Christon, Third Team
1997–98 Christy Smith, honorable mention
1996–97 Christy Smith, honorable mention
1995–96 Christy Smith, honorable mention
1994–95 Christy Smith, honorable mention

KODAK ALL–AMERICA HONORS

2003–04 Shameka Christon, honorable mention All–America; All–Dist. III
1990–91 Delmonica DeHorney, All–America; All–District VI
1988–89 Shelly Wallace, honorable mention All–America; All–District VI

OTHER ALL–AMERICA HONORS

2008–09 C'eira Ricketts, Second Team (Full Court Press Freshman All–America team)
2003–04 Shameka Christon (Wooden Award All–American; finalist, Wade Trophy and Naismith awards; Street & Smith's high honorable mention preseason All–America; Wooden Award preseason All–America)
2002–03 Shameka Christon (Street & Smith's high honorable mention preseason All–America; Basketball Times honorable mention All–America; Women's Basketball News Service All–America)
2001–02 Shameka Christon (Street & Smith's honorable mention preseason All–America; Basketball Times, honorable mention All–America) Amy Wright (Women's Basketball News Service preseason)
1998–99 Karyn Karlin (Women's Basketball News Service All–American, 2nd team)
1997–98 Christy Smith (Women's Basketball News Service All–American, 2nd team; WBNS preseason All–American) Karyn Karlin (Women's Basketball News Service All–American, 3rd team)
1996–97 Christy Smith (Women's BB News Service; Athlon Sports, Lindy's, 2nd team preseason All–American)
1995–96 Christy Smith (ESPN Basketball Top 5; Women's Basketball News Service, 2nd team preseason All–America) Sytia Messer & Shaka Massey (PRIME Network Freshman All–America)
1994–95 Christy Smith (Women's Basketball News Service, 2nd team; WBNS Freshman All–America, 1st team) Kimberly Wilson & Stephanie Bloomer (Women's Basketball News Service, preseason All–America)
1990–91 Delmonica DeHorney (USA TODAY top 15; Street & Smith's, 1st team; Dick Vitale's Basketball, 2nd team) Amber Nicholas (Street & Smith's BB Yearbook, honorable mention).
1988–89 Shelly Wallace (American Women's Sports Federation, 2nd team; Street & Smith's, honorable mention)
1987–88 Delmonica DeHorney (American Women's Sports Federation, Freshman All–America Team)
1985–86 Lanell Dawson (American Women's Sports Federation, Freshman All–America Team; Women's Basketball Yearbook Freshman All–America, honorable mention)



COSIDA ACADEMIC ALL–AMERICA

2007–08 Sarah Pfeifer, national ballot
2006–07 Sarah Pfeifer, national ballot
2005–06 Kristin Peoples, 3rd Team
2004–05 Kristin Peoples, national ballot
1990–91 Amber Nicholas, 2nd Team
1989–90 Amber Nicholas, 3rd Team

COSIDA ACADEMIC ALL–DISTRICT

2017–18 Keiryn Swenson, 1st Team
2012–13 Calli Berna, 1st Team
2007–08 Sarah Pfeifer, 1st Team
Brittney Vaughn, 2nd Team
2006–07 Sarah Pfeifer, 1st Team
2005–06 Kristin Peoples, 1st Team
2004–05 Kristin Peoples, 1st Team
Sarah Pfeifer, 2nd Team
1990–91 Amber Nicholas, 1st Team
Sally Moore, 2nd Team

ALL SEC HONORS

The All–Southeastern Conference–Team is selected by the league coaches and has changed twice in the recent seasons. Since the league's inception, the–team was composed of a first– and second–team of 10 players each. In 2003, only 10 players –– five first, five second –– were selected. In 2004, 16 players –– eight first and eight second –– were chosen, the format which continues today. Five freshmen are chosen to the all–freshman–team (with the exception of 1999). In addition, the academic–team for the SEC, the SEC Academic Honor Roll, is chosen each season. After 2001, the honor roll is one year out of sequence to allow seniors to earn fourth–year honors. Recent additions to the–team structure were made in 2003 with the Community Service Team, 2004 with Scholar–Athlete of the Year and Defensive Player of the Year, 2006 saw the first Freshmen of the Week and 2008 a five–player all–defensive–team.

2019
Bailey Zimmerman, Community Service Team
Malica Monk, Preseason Second–Team All–SEC
Chelsea Dungee, Second–Team All–SEC
Chelsea Dungee, SEC Tournament All–Tournament Team
Malica Monk, SEC Academic Honor Roll
Grayce Spangler, SEC Academic Honor Roll
Sydney Stout, SEC Academic Honor Roll
Keiryn Swenson, SEC Academic Honor Roll
Taylah Thomas, SEC Academic Honor Roll
Macy Weaver, SEC Academic Honor Roll
Bailey Zimmerman, SEC Academic Honor Roll

2018
Keiryn Swenson, Community Service Team
Malica Monk, SEC Academic Honor Roll
Sydney Stout, SEC Academic Honor Roll
Keiryn Swenson, SEC Academic Honor Roll
Grayce Spangler, SEC First–Year Academic Honor Roll
Taylah Thomas, SEC First–Year Academic Honor Roll
Macy Weaver, SEC First–Year Academic Honor Roll

2017
Jessica Jackson, Preseason SEC First–Team (coaches)
Jailyn Mason, SEC All–Freshman Team
Jailyn Mason SEC Freshman of the Week (Nov. 29 & Jan. 17)
Devin Cosper, Community Service Team
Sydney Stout, SEC First–Year Academic Honor Roll
Devin Copser, SEC Academic Honor Roll
Malica Monk, SEC Academic Honor Roll
Keiryn Swenson, SEC Academic Honor Roll
Bailey Zimmerman, SEC Academic Honor Roll

2016
Jessica Jackson, Preseason SEC Second–Team (media & coaches)
Jessica Jackson, SEC First–Team (coaches)
Jessica Jackson, AP SEC Second–Team
Jessica Jackson, CollegeSportsMadness.com Third–Team All–SEC
Jessica Jackson CollegeSportsMadness.com POW (Jan. 18)
Kelsey Brooks, CollegeSportsMadness.com Second–Team All–SEC
Kelsey Brooks, SEC Academic Honor Roll
Melissa Wolff, SEC Academic Honor Roll
Melissa Wolff, WBAC Good Works nominee
Melissa Wolff, Uni. of Arkansas Senior of Distinction
Melissa Wolff, #D1WBB HERO of the Week (Jan. 12)
Melissa Wolff, Community Service Team

2015
Jessica Jackson, Preseason SEC Second–Team (media & coaches)
Jessica Jackson, SEC All–Second–Team (AP & coaches)
Jessica Jackson, CollegeSportsMadness.com Fourth–Team All–SEC
Jessica Jackson, CollegeSportsMadness.com Preseason Third–Team All–SEC
Kelsey Brooks, CollegeSportsMadness.com Second–Team All–SEC
Joey Bailey, Community Service Team

2014
Jessica Jackson, SEC Second–Team
Jessica Jackson, SEC All–Freshman–Team
Jessica Jackson, AP SEC Honorable Mention
Jessica Jackson, First–Year Academic Honor Roll
Jessica Jackson, SEC FR of Week (3 times)
Mckenzie Adams, First–Year Academic Honor Roll
Kelsey Brooks, First–Year Academic Honor Roll
Bria Pitts, First–Year Academic Honor Roll
Joey Bailey, Community Service Team
Joey Bailey, Academic Honor Roll
Calli Berna, Academic Honor Roll
Anna Carlotta–Faussurier, Academic Honor Roll
Melissa Wolff, Academic Honor Roll

2013
Sarah Watkins, SEC Co–Sixth POW
Sarah Watkins, Preseason CollegeSportsMadness.com Second–Team All–SEC
Sarah Watkins, CollegeSportsMadness.com Fourth–Team All–SEC
Erin Gatling, Community Service Team

2012
C'eira Ricketts, Preseason First–Team (media & coaches)
C'eira Ricketts, First–Team (coaches)
C'eira Ricketts, Second–Team AP
C'eira Ricketts, Preseason CollegeSportsMadness.com First–Team All–SEC
C'eira Ricketts, CollegeSportsMadness.com Second–Team All–SEC
Sarah Watkins, Presason Second–Team (media & coaches)
Sarah Watkins, Second–Team (coaches)
Sarah Watkins, Preseason CollegeSportsMadness.com Second–Team All–SEC
Sarah Watkins, CollegeSportsMadness.com Fourth–Team All–SEC
Ashley Daniels Preseason CollegeSportsMadness.com Second–Team All–SEC
Julie Inman, Community Service Team
Tom Collen, SEC Coach of the Year (coaches)
Tom Collen, CollegeSportsMadness.com Coach of the Year
Calli Berna, Freshman All–SEC

2011
C'eira Ricketts, Preseason Second–Team (media)
C'eira Ricketts, Second–Team (coaches)
Sarah Watkins, Second–Team (coaches)
Ashley Daniels, Community Service Team

2010
C'eira Ricketts, Preseason Second–Team (media)
C'eira Ricketts, Preseason First–Team (coaches)
Ashlea Williams, Community Service Team

2009
C'eira Ricketts, Co–Freshman of the Year
C'eira Ricketts, Second–Team
C'eira Ricketts, AP SEC Freshman of the Year
Charity Ford, Community Service Team
Lyndsay Harris, Freshman All–SEC
Lyndsay Harris, Freshman Academic Honor Roll
Charity Ford, Sixth Player of the Year
Ayanna Brereton, Academic Honor Roll
Brittney Richardson, Academic Honor Roll
Ashlea Williams, Academic Honor Roll

2008
Brittney Vaughn, All–Defense–Team
Sarah Pfeifer, Academic Honor Roll
Sarah Pfeifer, Community Service Team
Brittney Vaughn, Academic Honor Roll

2007
Lauren Ervin, Second–Team
Sarah Pfeifer, Scholar–Athlete of the Year
Sarah Pfeifer, Community Service Team
Leslie Howard, Academic Honor Roll
Sarah Pfeifer, Academic Honor Roll
Brittney Vaughn, Academic Honor Roll

2006
Rochelle Vaughn, Community Service Team
Kristin Peoples, Academic Honor Roll
Melissa Hobbs, Academic Honor Roll
Brittney Vaughn, Academic Honor Roll

2005
Sarah Pfeifer, Scholar–Athlete of the Year
Sarah Pfeifer, Community Service Team
Sarah Pfeifer, Academic Honor Roll
April Seggebruch, Academic Honor Roll
Rochelle Vaughn, Academic Honor Roll
Kristin Peoples, Academic Honor Roll
Melissa Hobbs, Academic Honor Roll
Adrienne Bush, Academic Honor Roll

2004
Shameka Christon, Player of the Year
Shameka Christon, First–Team (coaches and AP)
Kristin Peoples, Freshman All–SEC
Kristin Peoples, Academic Honor Roll
Rochelle Vaughn, Good Works Team*
Sarah Pfeifer, Academic Honor Roll
April Seggebruch, Academic Honor Roll
Rochelle Vaughn, Academic Honor Roll

2003
Shameka Christon, Second–Team
Shameka Christon, SEC All–Tournament Team
Shameka Christon, Good Works*
Ruby Vaden, Freshman All–SEC
India Lewis, Academic Honor Roll
Shanna Harmon, Academic Honor Roll

2002
Shameka Christon, Second–Team
Shameka Christon, SEC All–Tournament Team
Dana Cherry, Second–Team
Celia Anderson, Academic Honor Roll
Wendi Willits, Academic Honor Roll
Shanna Harmon, Academic Honor Roll
India Lewis, Good Works Team*

2001
Shameka Christon, Freshman All–SEC
Wendi Willits, Academic Honor Roll
Celia Anderson, Academic Honor Roll
Joy Oakley, Good Works Team*

2000
Wendi Willits, Second–Team
Celia Anderson, Academic Honor Roll
Karyn Karlin, Academic Honor Roll
Karyn Karlin, Good Works Team*
Brandi Whitehead, Academic Honor Roll
Wendi Willits, Academic Honor Roll
Amy Wright, Academic Honor Roll

1999
Karyn Karlin, Second–Team
Karyn Karlin, Academic Honor Roll
Wendi Willits, Academic Honor Roll
Carrie Satterfield, Good Works Team*

1998
Christy Smith, First–Team
Karyn Karlin, Second–Team
Karyn Karlin, Academic Honor Roll
Carrie Satterfield, Academic Honor Roll
Christy Smith, Academic Honor Roll
Tiffany Wright, Academic Honor Roll

1997
Christy Smith, Second–Team
Kimberly Wilson, Second–Team
Karyn Karlin, SEC Freshman of the Year
Karyn Karlin, AP SEC Freshman of the Year
Karyn Karlin, Freshman All–SEC
Kimberly Wilson, Academic Honor Roll
Christy Smith, Academic Honor Roll
Shaka Massey, Academic Honor Roll
Carrie Parker, Academic Honor Roll
Taqueta Roberson, Academic Honor Roll
Tiffany Wright, Academic Honor Roll

1996
Kimberly Wilson, Second–Team
Shaka Massey, Freshman All–SEC
Sytia Messer, Freshman All–SEC
Christy Smith, Academic Honor Roll

1995
Christy Smith, Freshman of the Year
Christy Smith All–SEC Second–Team;
Christy Smith, Consensus All–Freshman–Team
Kimberly Wilson, Second–Team
Stephanie Bloomer, Second–Team

1994
Kimberly Wilson, Freshman All–SEC

1993
Angela Davis, Academic Honor Roll
Blair Savage, Academic Honor Roll

1992
Amber Nicholas, Academic Honor Roll
Blair Savage, Academic Honor Roll

*Good Works Team became Community Service Team

All–SEC Tournament
2019 Chelsea Dungee
2003 Shameka Christon
2002 Shameka Christon

ALL SEC HONORS

SEC Player of the Week
2017 Jailyn Mason, Nov. 29 (freshman)
Jailyn Mason, Jan. 17 (freshman)
2015 Kelsey Brooks, Dec. 1 & Dec. 15
McKinley Bostad, Jan. 19 (freshman)
Jessica Jackson, Feb. 16 (CoPOW)
2014 Jessica Jackson, Nov. 25 (freshman)
Jessica Jackson, Dec. 9 (freshman)
Jessica Jackson, Jan. 20 (freshman)
2013 Keira Peak, Nov. 26
2012 C'eira Ricketts, Nov. 11
Sarah Watkins, Jan. 16
Calli Berna, Feb. 6 & Feb. 13 (freshman)
2011 C'eira Ricketts, Dec. 6 & Dec. 19
Sarah Watkins, Jan. 10
Keira Peak, Feb. 20
2010 Quistelle Williams, Feb. 14 (freshman)
2009 C'eira Ricketts, Five Times (freshman)*
Charity Ford, Feb. 23
2008 Lauren Ervin, Dec. 2 & Dec. 30
2007 Brittney Vaughn, Dec. 18
Donica Cosby, Nov. 27 (freshman)
2006 Whitney Jones, Nov. 21 (freshman)
2004 Shameka Christon, Jan. 12, Feb. 2 (co)
2003 Shameka Christon, Jan. 13
India Lewis, Nov. 25, 2002
2001 Wendi Willits, Jan. 22
2000 Karyn Karlin, Feb. 7
Dana Cherry, Dec. 13, 1999
1998 Christy Smith, Jan. 12
1995 Christy Smith, Jan. 30
1994 Kimberly Wilson, Rookie of the Week
1992 Sha Hopson, Jan. 13
*Ties SEC Record

Associated Press All-Southeastern Conference
Starting with the 1998 season, the Associated Press women's basketball writers voted All-Southeastern Conference-Team.
2016 Jessica Jackson, Second Team
2015 Jessica Jackson, Second Team
2014 Jessica Jackson, Honorable Mention
2012 C'eira Ricketts, First-Team
2011 C'eira Ricketts, Second-Team
Sarah Watkins, Honorable Mention
2009 C'eira Ricketts, Honorable Mention
2008 Brittney Vaughn, Honorable Mention
2004 Shameka Christon, Player of the Year & First-Team
2003 Shameka Christon, Second-Team
India Lewis, Third-Team
2002 Shameka Christon, Dana Cherry, Hon. Mention
2001 Wendi Willits, Third-Team
1999 Karyn Karlin, Second-Team
1998 Christy Smith, First-Team



Shameka Christon was honored at the 2009-10 SEC Tournament as an SEC Legend.

SEC LEGENDS

In 2001, the Southeastern Conference began recognizing Women's Legends, showcasing former student-athletes and coaches from all of the SEC member institutions. Each legend is celebrated individually on each Sunday and Thursday between in a countdown to the SEC Tournament on the SEC website. The class will be honored at the SEC Women's Basketball Tournament during halftime of their teams first game of the tournament.

2001	Christy Smith
2002	Wendi Willits
2003	Amber Shirey
2004	Christy Smith Flowers
2005	Tracy Webb Rice
2006	Bettye Fiscus Dickey
2007	Kimberly Wilson Jenkins
2008	Shelley Wallace
2009	Lisa Sparks Walker, track and field
2010	Shameka Christon
2011	Delmonica DeHorney Hawkins
2012	Sytia Messer
2013	Blair Savage
2014	Juliet Jackson
2015	Sarah Pfieffer
2016	Amy Yoder Bagley, track and field
2017	Veronica Campbell Brown, track and field
2018	Jessica Field Phelan, volleyball
2019	Stacy Lewis, golf

SEC HONORS BY AWARD

SEC Player of the Year
2004 Shameka Christon

AP SEC Player of the Year
2004 Shameka Christon

SEC Coach of the Year
2012 Tom Collen

SEC Freshman of the Year
2009 C'eira Ricketts (co-freshman of year)
1997 Karyn Karlin
1995 Christy Smith

AP SEC Freshman of the Year
2009 C'eira Ricketts
1997 Karyn Karlin

SEC Scholar-Athlete of the Year
2007 Sarah Pfeifer
2005 Sarah Pfeifer

All-SEC (Coaches)
2019 Chelsea Dungee, Second-Team
2019 Malica Monk, Preseason Second-Team
2017 Jessica Jackson, Preseason First-Team
2016 Jessica Jackson, First-Team
2015 Jessica Jackson, Second-Team
2014 Jessica Jackson, Second-Team
2012 C'eira Ricketts, Preseason First-Team
2012 C'eira Ricketts, First-Team
2012 Sarah Watkins, Preseason Second-Team
2012 Sarah Watkins, Second-Team
2011 C'eira Ricketts, Preseason Second-Team
2011 Sarah Watkins, Second Team
2010 C'eira Ricketts, Preseason First-Team
2009 C'eira Ricketts, Second Team
2007 Lauren Ervin, Second Team
2004 Shameka Christon, First Team
2003 Shameka Christon, Second Team
2002 Shameka Christon, Second Team
2002 Dana Cherry, Second Team
2000 Wendi Willits, Second Team
1999 Karyn Karlin, Second Team
1998 Christy Smith, First Team
1998 Karyn Karlin, Second Team
1997 Christy Smith, Second Team
1997 Kimberly Wilson, Second Team
1996 Kimberly Wilson, Second Team
1995 Christy Smith, Second-Team
1995 Kimberly Wilson, Second Team
1995 Stephanie Bloomer, Second Team

All-SEC (Media)
2016 Jessica Jackson, Preseason Second-Team
2015 Jessica Jackson, Preseason Second-Team
2012 C'eira Rickets, Preseason First-Team
2012 Sarah Watkins, Preseason Second-Team
2011 C'eira Ricketts, Second-Team
2010 C'eira Ricketts, Preseason Second-Team

SEC All-Freshman Team
2014 Jessica Jackson
2012 Calli Berna
2009 Lyndsay Harris
2009 C'eira Ricketts
2007 Donica Cosby
2004 Kristin Peoples
2003 Ruby Vaden
2001 Shameka Christon
1997 Karyn Karlin
1996 Shaka Massey
1996 Sytia Messer
1995 Christy Smith, Consensus All-Freshman Team
1994 Kimberly Wilson
SEC All-Defensive Team
2008 Brittney Vaughn

Associated Press All-SEC
Starting with the 1998 season, the Associated Press women's basketball writers voted All-SEC team.
2016 Jessica Jackson, Second-Team
2015 Jessica Jackson, Second-Team
2014 Jessica Jackson, Honorable Mention
2012 C'eira Rickets, Preseason Second-Team
2012 C'eira Ricketts, First Team
2011 C'eira Ricketts, Second Team
2011 Sarah Watkins, Honorable Mention
2009 C'eira Ricketts, Honorable Mention
2008 Brittney Vaughn, Honorable Mention
2007 Lauren Ervin, Second Team
2004 Shameka Christon, Player of the Year & First Team
2003 Shameka Christon, Second Team
2003 India Lewis, Third Team
2002 Shameka Christon, Dana Cherry, Hon. Mention
2001 Wendi Willits, Third Team
1999 Karyn Karlin, Second Team
1998 Christy Smith, First Team
1998 Karyn Karlin, Third Team
1997 Karyn Karlin, AP Freshman of the Year
1997 Christy Smith, Honorable Mention

SEC Community Service Team*
2019 Bailey Zimmerman
2018 Keiryn Swenson
2017 Devin Cosper
2016 Melissa Wolff
2015 Joey Bailey
2014 Joey Bailey
2013 Erin Gatling
2012 Julie Inman
2011 Ashley Daniels
2010 Ashlea Williams
2009 Charity Ford
2008 Sarah Pfeifer
2007 Sarah Pfeifer
2006 Rochelle Vaughn
2005 Sarah Pfeifer
2004 Rochelle Vaughn
2003 Shameka Christon
2002 India Lewis
2001 Joy Oakley
2000 Karyn Karlin
1999 Carrie Satterfield
*Called SEC Good Works Team until 2004

SEC Sixth Player of the Year
2013 Sarah Watkins, Co-Sixth Player of the Year
2009 Charity Ford

CollegeSportsMadness.com All-SEC
2016 Jessica Jackson, Preseason Third-Team
2016 Kelsey Brooks, Preseason Second-Team
2016 Jessica Jackson, Player of Week, Jan. 18, 16
2015 Jessica Jackson, Preseason Third-Team
2015 Jessica Jackson, Postseason Fourth-Team
2013 Sarah Watkins, Preseason Second-Team
2013 Sarah Watkins, Postseason Fourth-Team
2012 C'eira Rickets, Preseason First-Team
2012 C'eira Rickets, Postseason Second-Team
2012 Sarah Watkins, Preseason Second-Team
2012 Sarah Watkins, Preseason Fourth-Team
2012 Ashley Daniels, Preseason Second-Team
2012 Tom Collen, Coach of the Year

All-SEC Tournament
2019 Chelsea Dungee
2003 Shameka Christon
2002 Shameka Christon
SEC Player of the Week
2015 Kelsey Brooks, Dec. 1 & Dec. 15
McKinley Bostad, Jan. 19 (freshman)
Jessica Jackson, Feb. 16 (CoPOW)
2014 Jessica Jackson, Nov. 25 (freshman)
Jessica Jackson, Dec. 9 (freshman)
Jessica Jackson, Jan. 20 (freshman)
2013 Keira Peak, Nov. 26
2012 C'eira Ricketts, Nov. 11
Sarah Watkins, Jan. 16
Calli Berna, Feb. 6 (freshman)
2011 C'eira Ricketts, Dec. 5 & Dec. 19
Sarah Watkins, Jan. 10
Keira Peak, Feb. 20 (freshman)
2010 Quistelle Williams, Feb. 14 (freshman)
2009 C'eira Ricketts, Five Times (freshman)*
Nov. 24, Jan. 19, Jan. 26, Feb. 9, Feb. 16
Charity Ford, Feb. 23
2008 Lauren Ervin, Dec. 2 & Dec. 30
2007 Brittney Vaughn, Dec. 18
Donica Cosby, Nov. 27 (freshman)
2006 Whitney Jones, Nov. 21 (freshman)
2004 Shameka Christon, Jan. 12, Feb. 2 (co)
2003 Shameka Christon, Jan. 13
India Lewis, Nov. 25
2001 Wendi Willits, Jan. 22
2000 Karyn Karlin, Feb. 7
Dana Cherry, Dec. 13, 1999
1998 Christy Smith, Jan. 12
1995 Christy Smith, Jan. 30
1994 Kimberly Wilson, Rookie of the Week
1992 Sha Hopson, Jan. 13
*Ties SEC Record

SEC Academic Honor Roll
2019 Malica Monk
2019 Grayce Spangler
2019 Sydney Stout
2019 Keiryn Swenson
2019 Taylah Thomas
2019 Macy Weaver
2019 Bailey Zimmerman
2018 Malica Monk
2018 Sydney Stout
2018 Keiryn Swenson
2018 Bailey Zimmerman
2017 Devin Cosper
2017 Malica Monk
2017 Keiryn Swenson
2017 Bailey Zimmerman
2016 Melissa Wolff
2016 Kelsey Brooks
2015 Jhasmin Bowen
2015 Calli Berna
2015 Kelsey Brooks
2015 Joey Bailey
2015 Melissa Wolff
2014 Joey Bailey
2014 Calli Berna
2014 Ana-Carolota Faussurier
2014 Melissa Wolff
2013 Joey Bailey
2013 Calli Berna
2012 Erin Gatling
2012 Julie Inman
2012 Lyndsay Harris
2012 C'eira Ricketts
2011 Julie Inman
2011 Sarah Watkins
2010 Ashlea Williams
2009 Ayanna Brereton
2009 Brittney Richardson
2009 Ashlea Williams
2008 Sarah Pfeifer
2008 Brittney Vaughn
2007 Leslie Howard
2007 Sarah Pfeifer
2007 Brittney Vaughn
2006 Kristin Peoples
2006 Melissa Hobbs
2006 Brittney Vaughn
2005 Sarah Pfeifer
2005 April Seggebruch
2005 Rochelle Vaughn
2005 Kristin Peoples
2005 Melissa Hobbs
2005 Adrienne Bush
2004 Kristin Peoples
2004 Sarah Pfeifer
2004 April Seggebruch
2004 Rochelle Vaughn
2003 India Lewis
2003 Shanna Harmon
2002 Celia Anderson
2002 Wendi Willits
2002 Shanna Harmon
2001 Wendi Willits
2001 Celia Anderson
2000 Celia Anderson
2000 Karyn Karlin
2000 Brandi Whitehead
2000 Wendi Willits
2000 Amy Wright
1999 Karyn Karlin
1999 Wendi Willits
1998 Karyn Karlin
1998 Carrie Satterfield
1998 Christy Smith
1998 Tiffany Wright
1997 Kimberly Wilson
1997 Christy Smith
1997 Shaka Massey
1997 Carrie Parker
1997 Taqueta Roberson
1997 Tiffany Wright
1996 Christy Smith
1993 Angela Davis
1993 Blair Savage
1992 Amber Nicholas
1992 Blair Savage

SEC First-Year Academic Honor Roll
2017-18 Grayce Spangler
2017-18 Taylah Thomas
2017-18 Macy Weaver
2016-17 Sydney Stout
2015-16 Keiryn Swenson
2015-16 Devon Cosper
2014-15 McKinley Bostad
2013-14 McKenzie Adams
2013-14 Kelsey Brooks
2013-14 Jessica Jackson
2013-14 Bria Pitts
2012-13 Dominique Wilson
2012-13 Melissa Wolff
2011-12 Joey Bailey
2011-12 Calli Berna
2011-12 Jhasmin Bowen
2010-11 Julie Inman
2010-11 Sarah Watkins
2009-10 Brittney Richardson
2009-10 Ashlea Williams
2008-09 Julie Inman
2008-09 Lyndsay Harris
2008 Brittney Richardson
2008 Ashlea Williams
2005 Brittney Vaughn
1993-94 Kimberly Wilson

ALL SOUTHWEST CONFERENCE HONORS

The All–Southwest Conference team selected by the league coaches was composed of five players from 1983–86. Starting in 1987, two five–player teams were chosen. In 1988, an academic team, co–sponsored by GTE, was started.

1991
- Delmonica DeHorney, 1st Team, Player of the Year
- Amber Nicholas, 1st Team, Academic Team
- Blair Savage, 2nd Team
- Sha Hopson, All–Newcomer Team

1990
- Delmonica DeHorney, 1st Team, Player of the Year
- Juliet Jackson, 2nd Team
- Amber Nicholas, 2nd Team, Acad. Team
- Sue Pack, Academic Team
- John Sutherland, Coach of the Year

1989
- Shelly Wallace, 1st Team
- Juliet Jackson, 2nd Team
- John Sutherland, Coach of the Year

1988
- Shelly Wallace, 1st Team
- Delmonica DeHorney, 2nd Team, Newcomer of the Year
- Cindy Daley, Academic Team

1987
- Tracy Webb, 1st Team
- Monica Brown, 2nd Team

1986
- John Sutherland, Coach of the Year

1985
- Bettye Fiscus

1984
- Amanda Holley

1983
- Bettye Fiscus

1982
- Bettye Fiscus, Kim Bunge

All–SWC Tournament

1991	Amber Nicholas, MVP
	Delmonica DeHorney, Sha Hopson
1989	Shelly Wallace, Lisa Martin
1987	Tracy Webb, Bronwyn Wynn
1985	Bettye Fiscus
1984	Amanda Holley
1983	Bettye Fiscus

SWC Player of the Week

Player of the Week honors started in 1986–87.

1991	Delmonica DeHorney, Jan . 14, Feb. 21
	Blair Savage, Dec. 17
1990	Delmonica DeHorney, Jan. 9, Feb. 6 (co–player), Feb. 27
	Amber Nicholas, Feb. 13 (co–player)
	Blair Savage, Jan. 23
1989	Shelly Wallace, Dec. 13, Dec. 20, Feb. 21
1988	Shelly Wallace, Feb. 16, Feb. 23, Mar. 7
1987	Bronwyn Wynn, Jan. 27
	Tracy Webb, Feb. 17
	Monica Brown, Feb. 24

SWC All–Decade Team

Selected on the 10th anniversary of women's championships in the Southwest Conference.

First Team	Delmonica DeHorney

SWC HALL OF FAME

The Texas Sports Hall of Fame (TSHOF), in conjunction with the Arkansas Sports Hall of Fame and the Little Rock Touchdown Club, announced the selection of Bettye Fiscus into its 2015 class of inductees for the Southwest Conference Hall of Fame.

As the first female athlete inducted into the Arkansas Sports Hall of Honor in 1994, Bettye Fiscus set the definition by which all other Arkansas women's basketball players are judged. She was the first player to score over 1,000 points in a career, and broke the school record in only two seasons. She went on to become the only Razorback women's basketball player over 2,000 points, and until Razorback All–American Todd Day in the early 1990s, Fiscus was the University's all–time leading scorer. She averaged 18.5 points per game during her career. She was a Wade Trophy Award finalist, an award given to the nation's top women's player. Her jersey number – No. 5 – was the first to be retired by the University of Arkansas – male or female – and was placed in the trophy case and the rafters of Barnhill Arena. In 2015 during a special ceremony, a banner was raised in her honor in Bud Walton Arena, the current home of Razorback Basketball. She still holds 12 Arkansas overall individual records including total points, career scoring average, field goals and free throws and eight class records. When she completed her career, she not only was the all–time leading scorer, but the leader in rebounds as well with 785.

NCAA WOMAN OF THE YEAR



AMBER NICHOLAS
1992 STATE WINNER



BLAIR SAVAGE
1993 STATE WINNER

CHRISTY SMITH
1998 STATE WINNER

Started in 1991 to recognize female athletes, the NCAA Woman of the Year program showcases individuals who have been standouts in athletics, academics and community service.

The Razorback women's basketball team has three university and statewide selections in the NCAA Woman of the Year program.

The University of Arkansas has produced 10 of the first 11 Women of the Year for the state, including the first top 10 national finalist for the state of Arkansas –– track and field All–American Jessica Dailey.

Each NCAA member institution selects its university–wide Woman of the Year. Those nominations are forwarded to the state level where a panel of journalists and NCAA officials vote to select a representative for the state at the national level. These 51 state Women of the Year are honored at the NCAA Woman of the Year banquet where a top 10 and a single national Woman of the Year are chosen.

OTHER HONORS

NCAA Woman of the Year
Christy Smith, 1998
State of Arkansas and National Finalist
Blair Savage, 1993
State of Arkansas and National Finalist
Amber Nicholas, 1992
State of Arkansas and National Finalist

NCAA Postgraduate Scholarship
Amber Nicholas, 1992–93

Wade Trophy
Shameka Christon, 2004 finalist
Amber Nicholas, 1992 nominee
Delmonica DeHorney, 1991 finalist
Bettye Fiscus, 1985 finalist

Naismith Award
Shameka Christon, 2003 ballot, 2004 finalist
Christy Smith, 1997 ballot
Christy Smith, 1996 finalist
Delmonica DeHorney, 1991 finalist

Wooden Award
Shameka Christon, 2004 finalist

Nancy Lieberman Award
Calli Berna, 2014, Watch List

Ed Steitz Award
Wendi Willits, 1999

Senior CLASS Award Nominee
Jessica Jackson, 2017

ESPN Three-Point Contest
Wendi Willits, 2001

Sports Illustrated Player of the Week
Delmonica DeHorney, March 1, 1990

National Coach of the Year
Gary Blair, Basketball Times, 1995
Women's BB News Service, 1995

USA Basketball Team Trials
Aaliyah Wilson, 2017
C'eira Ricketts, 2009
Shameka Christon, 2009
Ruby Vaden, 2003
Danielle Allen, 2003
Shameka Christon, 2001, 2002
Christy Smith, 1997
Shaka Massey, 1996

USA Junior National Team
Shameka Christon, 2001 (FIBA Jr World Bronze Medal)

USA Young Women's Team
Ruby Vaden, 2003 team alternate
Shameka Christon, 2002 (COPABA Gold Medal)

World University Games
Christy Smith, 1997, Gold Medalist

Jones Cup
Gary Blair, 1996, Assistant Coach

Olympic Festival Team
Gary Blair, 1996, North team, head coach
Christy Smith, 1995, North team
Sha Hopson, 1991, South team

US Select Team Trials
Marsha Lackey-Vining, 1978
Debbie Roe, 1978
Shameka Christon, 2009

Bell Atlantic Scholar-Athlete Award
Amber Nicholas, 1990

Entergy Postgraduate Scholarship
Blair Savage, 1993

WBCA Robin Roberts Award
Brittney Vaughn, 2008

WBCA/Honda All-Star Challenge
Christy Smith, 1998 (Selected, did not play due to Final Four)

Athletes in Action (College)
Sytia Messer, 1997 (Europe)
Kimberly Wilson, 1995 (Africa)
Cheryl Orcholski, 1983 (S. America)
John Sutherland, 1983 (Asst. Coach, Asia)

WBCA Good Works Nominee
Melissa Wolff, 2015–16

McDonald's HS All-American
Chelsea Dungee
Lauren Ervin
Brittany Vaughn
Aaliyah Wilson

Athletes in Action (Pro)
Karyn Karlin, 2000 & 2001 (USA Tour Team)
Christy Smith, 2000, 1998 (USA Tour Team)
Sytia Messer, 1999 (USA Tour Team)

Athletic Int'l Ministries
Karyn Karlin, 1999, Collegiate Athlete of the Year
Christy Smith, 1998, Collegiate Athlete of the Year

WNBA Camp
Jessica Jackson, 2017
Lauren Ervin, 2009
Brittney Vaughn, 2008
Shameka Christon, 2004
Amy Wright, 2002
Wendi Willits, 2001
Karyn Karlin, 2000
Christy Smith, 1998
Kimberly Wilson, 1997

U19 WORLD CHAMPIONSHIP
C'eira Ricketts, 2009

CollegeSports360.com
Primetime Performer Honor Roll
Sarah Watkins, 1/25/12

WBCA Spalding Maggie Dixon DI
Rookie Coach of the Year Finalist
Jimmy Dykes, 2015

Senior guard Calli Berna's high school jersey (Fayetteville #14) hung from the rafters of the Women's Basketball Hall of Fame in Knoxville, Tenn.

Delmonica DeHorney (left) and Bettye Fiscus (right) were honored with their retired banners hung from the rafters in Bud Walton Arena during the 2014–15 season. They are joined by Senior Women's Administrator Julie Cromer.

ALL TOURNAMENT TEAMS

2018-19 SEC Tournament
Chelsea Dungee
Music City Challege (Nashville)
Chelsea Dungee

2016-17 Nugget Classic (Reno)
Jessica Jackson, MVP
Alecia Cooley, all-tournament

2014-15 South Point Thanksgiving Shootout (Las Vegas)
Kelsey Brooks, MVP
Jessica Jackson, all-tournament

2013-14 New Mexico Thanksgiving Tournament (Albuquerque)
Jhasmin Bowen, MVP
Calli Berna, all-tournament

2012-13 Mariott Wakiki Beach Resort Classic (Honolulu)
Keira Peak, MVP
Sarah Watkins, all-tournament

2011-12 WBI Tip-Off Classic (Daytona Beach)
Sarah Watkins, all-tournament
C'eira Ricketts, MVP

2010-11 UTEP Thanksgiving Classic
Lyndsay Harris, Sarah Watkins, all-tournament
C'eira Ricketts, Defensive MVP

2008-09 Commerce Bank Wildcat Classic
Whitney Jones, C'eira Ricketts, all-tournament
Junkanoo Jam
Lyndsay Harris, all-tournament

2007-08 UTSA Thanksgiving Classic
Whitney Jones, Lauren Ervin, all-tournament
Blue Sky Holiday Classic (Dartmouth)
Lauren Ervin, MVP
Brittney Vaughn, all-tournament

2006-07 Hawaiian Airlines Rainbow Wahine Classic
Donica Cosby, all-tournament

2005-06 Florida International Holiday Classic
Kristin Moore, Rochelle Vaughn, all-tournament

2004-05 Flint Hills Resources Holiday Classic
Kristin Peoples, all-tournament

2003-04 LMU Thanksgiving Classic
Shameka Christon, MVP;
Rochelle Vaughn, all-tournament

2002-03 Paradise Jam
India Lewis, Shameka Christon, all-tournament
Gene Hackerman (Rice)
India Lewis, MVP
Shameka Christon, all-tournament

2000-01 Rainbow Wahine Invitational
Wendi Willits, Lonniya Bragg, all-tournament

1999-2000 Princeton Invitational
India Lewis, all-tourn.; Wendi Willits, MVP

1998-99 Four in the Fall (WBCA)
Karyn Karlin, all-tournament

Arkansas Invitational
Wendi Willits, all-tourn.; Karyn Karlin, MVP
Lady Griz Holiday Classic (Montana)
Kamara Stancle, all-tourn.; Karyn Karlin, MVP
Women's NIT
Sytia Messer, all-tourn.; Lonniya Bragg, MVP

1997-98 Arkansas Dial Classic VII
Sytia Messer, all-tourn.; Karyn Karlin, MVP
NCAA West Regional
Christy Smith, Treva Christensen, all-tourn.
Sytia Messer, MVP

1996-97 Kona Classic
Karyn Karlin, Sytia Messer, all-tournament
Arkansas Dial Classic VI
Kim Wilson, Shaka Massey, all-tourn.;
Christy Smith, MVP

1995-96 Women's Pre-Season NIT
Christy Smith, Kimberly Wilson, all-tournament
Arkansas Dial Classic V
Kimberly Wilson, Kelly Johnson, all-tourn.;
Christy Smith, MVP
Dr. Pepper Holiday Classic (Baylor)
Kimberly Wilson, all-tourn.; Kelly Johnson,
Hustle award; Christy Smith, MVP
National Women's Inv. Tournament
Kimberly Wilson, all-tournament

1994-95 United States Olympic Festival
Christy Smith, all-tournament
Seven-Up/Desert Classic (UNLV)
Stephanie Bloomer, all-tournament
Kimberly Wilson, all-tournament & MVP
Arkansas Dial Classic IV
Kim Wilson, Christy Smith, all-tournament
Kelly Johnson, MVP
FIU Sun & Fun Tournament
Stephanie Bloomer, all-tournament

1993-94 Rainbow Wahine Classic
Stephanie Bloomer, all-tournament
Arkansas Dial Classic III
Stephanie Bloomer, all-tourn.;
Shea Henderson, MVP

1992-93 Arkansas Dial Classic II
Angela Davis, Blair Savage, all-tourn.;
Shea Henderson, MVP

1991-92 Arkansas Dial Classic
Angela Davis, Blair Savage, Amber
Nicholas, all-tournament; Nicholas, MVP
Lady Cougar Invitational (Houston)
Sha Hopson, all-tournament

1990-91 Arkansas Thanksgiving Tournament
Delmonica DeHorney, Amber Nicholas,
Christi Willson, all-tourn.; DeHorney, co-MVP
Washington State Dial Classic
Amber Nicholas, Delmonica DeHorney,
Blair Savage, Sally Moore, all-t.; Nicholas, MVP
Bell Atlantic Holiday (Rutgers)
Amber Nicholas, all-tournament
NCAA Midwest Regional
Delmonica DeHorney, all-tournament

1989-90 Arkansas Thanksgiving Tournament
Juliet Jackson, Sally Moore, Blair Savage,
all-tournament; Jackson and Moore, co-MVP
Arizona State Dial Classic
Juliet Jackson, Delmonica DeHorney, att; Amber Nicholas, MVP
NCAA West Regional
Delmonica DeHorney, all-tournament

1988-89 Auburn Dial Classic
Shelly Wallace, all-tournament
Ladyjack (SFA) Dial Classic
Shelly Wallace, all-tournament

1986-87 BG (Bowling Green) Invitational
Lanell Dawson, all-tournament

1985-86 Lady Rebel (Ole Miss) Dial Classic
Debra Williams, all-tournament
National Women's Inv. Tournament
Lanell Dawson, Monica Brown, all-tournament;
Tracy Webb, MVP

1983-84 Minnesota Dial Classic
Bettye Fiscus, Amanda Holley

1982-83 Lady Razorback Invitational
Bettye Fiscus, MVP

1981-82 Lady Razorback Invitational
Bettye Fiscus, MVP
Northern Lights Invitational
Bettye Fiscus, all-tournament

1980-81 Lady Razorback Invitational
Kim Bunge, MVP

CONFERENCE, NATIONAL LEADERS

Individual -- NCAA Division I

1995	Christy Smith, free throw pct.	89.9

Team -- NCAA Division I

1991	Field Goal Pct.	52.3

Individual -- SEC

2019	Chelsea Dungee/FTM	6.2
2013	Calli Berna (all games), asst/to ratio	2.85
2012	Sarah Watkins (tie), blocks	2.5 bpg
	Ashley Daniels, Off Reb.	3.3 orpg
2011	Lyndsay Harris, 3pt made	81/2.8 per
2004	Shameka Christon, scoring	611 pts/21.8 ppg
2002	India Lewis, 3pt made	89/2.8 per
1999	Wendi Willits, 3pt pct.	46.0
	Wendi Willits, 3pt made	104/3.2 per
1996	Kimberly Wilson, 3pt pct.	46.4
1995	Christy Smith, free throw pct.	89.9

Team -- SEC

2014	Scoring Defense (all games)	54.1 ppg
2014	TO Margin (all games)	+6.13
2013	TO Margin (SEC games)	+4.94
2014	Assist/TO ratio (all games)	1.14
2005	Steals	833/12.52 per game
2000	3-Point Pct.	38.2
1996	3-Point Pct. Defense	28.1
1995	Free Throw Pct.	77.0
1993	3-Point Pct. Defense	23.9

Bettye Fiscus (back row standing at left) is the first Razorback women's basketball player to earn all-tournament. This is the all-tournament team from one of the great women's basketball tournaments of the early era, the Northern Lights Invitational hosted by University of Alaska-Anchorage.

ARKANSAS IN THE PROS

The Razorbacks have contributed to the WNBA ranks with four players who have made the rosters. A fifth was invited to try out but did not make the opening day roster. A sixth player, C'eira Ricketts, was the 24th overall pick in the 2012 draft but did not make the roster.

Ricketts went on to play oversees for the Flying Foxes in Austria. Teammates Lyndsay Harris and Ashley Daniels also went oversees in 2012–13. Harris plays in Spain and Daniels in Portugal.

The most notable player is Shameka Christon. Christon is the most successful Arkansas women's basketball player in the WNBA.

The former SEC Player of the Year and SEC Legend remains the highest drafted women's basketball player in Arkansas history when she was taken fifth overall in the first round by the New York Liberty.

Playing in 33 of 34 regular–season games as a contributor from the bench, Christon helped the Liberty to a second–place finish in the Eastern Division in 2004 and was selected to the All–Star team in 2009 when she led the Liberty with 16.1 ppg and 31.7 minutes–per–game.

Christon was traded to the Chicago Sky for the 2010 season averaging 8.5 ppg and 2.4 rpg and apg. She finished her career with the Phoenix Mercury, retiring in 2016.

In the past seasons, Arkansas has sent 12 of its star players into the professional ranks, with four of the most notable standouts helping their teams reach the WNBA playoffs during their rookie seasons.

Lauren Ervin joined her team in 2009. The Connecticut Sun drafted Ervin in the third round of the 2008 WNBA Draft even though the double–double post threat could not play the 2008 season due to a college career ending ACL injury.

Wendi Willits came home in 2001 with a World Championship ring as a member of the Los Angeles Sparks. Willits became the second Razorback to make a WNBA regular–season roster. Signed by the Sparks as a free agent, Willits survived the preseason games and graduation to make the opening day roster for L.A.

It was ironic that Willits' Sparks knocked off her former Arkansas' teammate's old WNBA team.

In 1998, Christy Smith became the first Razorback women's basketball player to go to the WNBA. She was the only WNBA player to go from the 1998 Women's Final Four to the 1998 WNBA Playoffs.

Her pro career in 1998 resembled her college days at Arkansas. Drafted 17th overall as the second–round pick of the Sting, Smith started the first 13 games of the WNBA season. Her rookie season looked promising until a broken right pinkie sidelined her for six games. She came back to start the season finale for the Sting and played in the Stings' playoff series with eventual WNBA champion Houston.

In 2002, there were four former Arkansas players in WNBA camps. Joining Willits were three free agents, Amy Wright with the Detroit Shock and Karyn Karlin and Shaka Massey with the Miami Sol.

After the 2003 season, Dana Cherry joined Arkansas' WNBA draft list. While union negotiations prevented a draft camp, Cherry impressed the scouts during her senior season to become the 23rd player taken in the 2003 draft, selected by the Charlotte Sting.

Cherry's teammate India Lewis took her three–point shooting skills to The Netherlands to play for BV Lavy in Amsterdam in 2003 and 2004. Brittney Vaughn earned a spot on the Minnesota Lynx training camp roster and played in exhibition contests in 2008.

Arkansas isn't limited to the WNBA. Karyn Karlin had the chance to play with three pro teams in the year prior to her 2002 training camp appearance with the Sol –– the Finnish league before being picked up by Calais in the French league then on to the Birmingham Power of the National Women's Basketball League.

Celia Anderson signed to play with the Alexander the Great team based in Thessaloniki. Despite being the shortest American post in the league, Anderson led the Greek pro circuit in rebounding during the 2002 season. She has returned to Arkansas to pursue a master's degree.

Another member of the Final Four team, Treva Christensen saw action in the Finnish league in 2002 for the Insolo team.

Former Kodak All–American Delmonica DeHorney played for Japan Air Lines for a season after she led the Razorbacks to the NCAA West Regional Finals in 1990 and the Sweet 16 in 1991. DeHorney also played pro ball briefly in France.

Smith was the second Razorback to participate in the WNBA predraft camp. Her former teammate, Kimberly Wilson, worked out during the first–ever predraft camp in 1997. Smith also holds the distinction of being the second Lady'Back drafted by an American pro league. Cheryl Orcholski was drafted by the Columbus Minks of the old Women's Basketball Association.

ANOTHER CONNECTION

In 2009, the WNBA announced that the Detroit team would relocated to Tulsa, Okla., and shortly after, the league announced former Razorback men's head coach Nolan Richardson would be the team's first head coach.

Richardson and the Tulsa Shock played to a 6–28 inaugural season record. Richardson also added former Razorback men's assistant coach Wayne Stehlik to the bench as an assistant.

In 2016, former Razorback assistant coach Nicki Collen joined the WNBA's Connecticut Sun as an assistant coach. She was named the head coach of the Atlanta Dream Oct. 30, 2017. Collen earned Coach of the Year honors in her rookie season (2018) leading the Dream to the quarterfinals in the WNBA playoffs.

IN THE PROS

Christy Smith with the Charolette Sting; Wendi Willits with the Los Angles Sparks, Lauren Ervin with the Connecticut Sun and Brittney Vaughn with the Minnesota Lynx

Celia Anderson
Alexander the Great (Greece), 2001

Lonniya Bragg
Atlanta Flame (WBCBL), 2006 [MVP, 2006]
Sundsvall Saints (Sweden), 2008

Dana Cherry
Charlotte Sting (WNBA) [23rd pick overall; 2nd rd, 2003 draft]

Treva Christensen
Insolo (Finland), 2002

Shameka Christon
Phoenix Mercury (2015–16)
San Antonio Stars (2012–2014)
Chicago Sky (2010–11)
New York Liberty (WNBA), 2004–2009
(5th pick overall; 1st round, 2004 draft, WNBA All–Star Team, 2009)
Rivas Futura (Spain) 2006
Elizur Ramla (Israel D. I), 2004–05
Hondarribia–Irun (Spain), 2008
Orenburg (Russia), 2009

Alecia Cooley
Herner TC (Germany), 2017–18

Ashley Daniels
Freiburg (Sweden) 2012
Mark Basket (Sweden) 2013–present

Delmonica DeHorney
Japan Air Lines, 1991

Lauren Ervin
Connecticut Sun (WNBA), 2008–09
(37th pick overall, 3rd round, 2008 draft)
Sundsvall Saints (Sweden) 2009
Phoenix Mercury
Faenza (Italy), 2010–11
Washington Mystics
Ceyhan Bid (Turkey)
Leonas De Ponce (Puerto Rico)

Lyndsay Harris
Hondarribia (Hondarribia, Spain), 2013

Jessica Jackson
Los Angeles Sparks (WNBA), 2017 camp
Bellinzona (Switzerland), 2017–18

Whitney Jones
Volsun KP Brno (ZBL); Gesam Gas Le Mura Lucca ((Italy); Bursa BSB (Turkey); Evo New Basket Oberhausen (Germany)

Karyn Karlin
Birmingham Power (ABL), 2002
Miami Sol (WNBA), 2002 camp
BC Nokia (Finland), 2001
Calais (France), 2001

India Lewis
BL Levy (Holland), 2004

Shaka Massey
Charlotte Sting (WNBA), 2000
(59th pick overall; 4th round, 2000 draft)

Cheryl Orcholski
Columbus Minks (WBA), 1984 [40th pick of 1984 draft]

Keira Peak
PeKa (Finland), 2014

C'eira Ricketts
Phoenix Mercury (WNBA), 2012
(24th pick overall; 2nd round, 2012 draft)

Christy Smith
Charlotte Sting (WNBA), 1998 & 1999
(17th pick overall; 2nd round, 1998 draft)

Brittney Vaughn
Minnesota Lynx (WNBA), 2008
Visby (Sweden), 2008–09

Rochelle Vaughn
Dallas Lady Diesel (WBCBL), 2006
Russia, 2008–09

Sarah Watkins
Slovanka MB (Czech Republic), 2013

Wendi Willits
Los Angeles Sparks (WNBA), 2001 [Free agent]

Amy Wright
Detroit Shock (WNBA), 2002 camp

IN THE CLASSROOM

COSIDA ACADEMIC ALL-AMERICA

2007-08	Sarah Pfeifer, national ballot
2006-07	Sarah Pfeifer, national ballot
2005-06	Kristin Peoples, 3rd Team
2004-05	Kristin Peoples, national ballot
1990-91	Amber Nicholas, 2nd Team
1989-90	Amber Nicholas, 3rd Team

COSIDA ACADEMIC ALL-DISTRICT

2017-18	Keiryn Swenson, 1st Team
2012-13	Calli Berna, 1st Team
2007-08	Sarah Pfeifer, 1st Team
	Brittney Vaughn, 2nd Team
2006-07	Sarah Pfeifer, 1st Team
2005-06	Kristin Peoples, 1st Team
2004-05	Kristin Peoples, 1st Team
	Sarah Pfeifer, 2nd Team
1990-91	Amber Nicholas, 1st Team
	Sally Moore, 2nd Team

SOUTHEASTERN CONFERENCE ACADEMIC HONOR ROLL

YEAR	NAME	MAJOR
1991-92	Amber Nicholas	Kinesiology
1991-92	Blair Savage	Secondary Education-Math
1992-93	Angela Davis	Secondary Education-English
1992-93	Blair Savage	Secondary Education-Math
1995-96	Christy Smith	Exercise Sciences
1996-97	Kimberly Wilson	Education
1996-97	Christy Smith	Exercise Sciences
1996-97	Shaka Massey	Education
1996-97	Carrie Parker	Journalism
1996-97	Taqueta Roberson	Education
1996-97	Tiffany Wright	Broadcast Journalism
1997-98	Karyn Karlin	Exercise Sciences
1997-98	Carrie Satterfield	Kinesiology/K-12
1997-98	Christy Smith	Exercise Sciences
1997-98	Tiffany Wright	Broadcast Journalism
1998-99	Karyn Karlin	Exercise Sciences
1998-99	Wendi Willits	Exercise Sciences
1999-00	Amy Wright	Marketing
1999-00	Wendi Willits	Exercise Sciences
1999-00	Brandi Whitehead	Exercise Sciences
1999-00	Karyn Karlin	Exercise Sciences
1999-00	Celia Anderson	Communications
2000-01	Wendi Willits	Exercise Sciences
2000-01	Celia Anderson	Communications
2001-02	Celia Anderson	Communications
2001-02	Wendi Willits	Kinesiology
2001-02	Shanna Harmon	Communications
2002-03	India Lewis	Marketing
2002-03	Shanna Harmon	Communications
2003-04	Kristin Peoples	Biology
2003-04	Sarah Pfeifer	Industrial Engineering
2003-04	April Seggebruch	Marketing
2003-04	Rochelle Vaughn	Communications
2004-05	Sarah Pfeifer	Industrial Engineering
2004-05	Sarah Pfeifer	Industrial Engineering
2004-05	April Seggebruch	Marketing
2004-05	Rochelle Vaughn	Communications
2004-05	Kristin Peoples	Biology
2004-05	Melissa Hobbs	Kinesiology
2004-05	Adrienne Bush	Information Systems
2005-06	Leslie Howard	Psychology
2005-06	Sarah Pfeifer	Industrial Engineering
2005-06	Kristin Peoples	Biology
2005-06	Melissa Hobbs	Kinesiology
2005-06	Brittney Vaughn	Journalism
2006-07	Brittney Vaughn	Journalism
2006-07	Leslie Howard	Psychology
2006-07	Sarah Pfeifer	Industrial Engineering
2007-08	Sarah Pfeifer	Recreation
2007-08	Brittney Vaughn	Journalism
2008-09	Ashlea Williams	Kinesiology
2008-09	Ayana Brereton	Sociology
2008-09	Brittney Richardson	Kinesiology
2009-10	Brittney Richardson	Kinesiology
2009-10	Ashlea Williams	Biology
2010-11	Julie Inman	Biology
2010-11	Sarah Watkins	Kinesiology
2011-12	Erin Gatling	Kinesiolgy
2011-12	Julie Inman	Biology
2011-12	Lyndsay Harris	Criminal Justice
2011-12	C'eira Ricketts	Kinesiology
2012-13	Joey Bailey	Journalism
2012-13	Calli Berna	Broadcast Journalism
2013-14	Joey Bailey	Journalism
2013-14	Calli Berna	Broadcast Journalism
2013-14	Ana-Carolota Faussurier	Psychology
2013-14	Melissa Wolff	Exercise Science
2014-15	Joey Bailey	Master's Business Admin
2014-15	Calli Berna	Journalism
2014-15	Jhasmin Bowen	Marketing
2014-15	Kelsey Brooks	Rec. & Sports Management
2014-15	Melissa Wolff	Kinesiology
2015-16	Melissa Wolff	Kinesiology
2015-16	Kelsey Brooks	Rec. & Sports Management
2016-17	Devin Cosper	Communication
2016-17	Malica Monk	Recreation and Sport Management
2016-17	Keiryn Swenson	Accounting
2016-17	Bailey Zimmerman	Apparel Merchandising/ Production Development
2017-18	Malica Monk	Recreation and Sport Management
2017-18	Sydney Stout	Marketing
2017-18	Keiryn Swenson	Accounting
2017-18	Bailey Zimmerman	Apparel Merchandising/ Production Development
2018-19	Malica Monk	Recreation and Sport Management
2018-19	Grayce Spangler	Journalism
2018-19	Sydney Stout	Marketing
2018-19	Keiryn Swenson	Accounting
2018-19	Taylah Thomas	Public Health
2018-19	Macy Weaver	Supply Chain Management
2018-19	Bailey Zimmerman	Apparel Merchandising/ Product Development

SEC FIRST-YEAR ACADEMIC HONOR ROLL

YEAR	NAME	MAJOR
1993-94	Kimberly Wilson	Education
2005	Brittney Vaughn	Journalism
2008	Brittney Richardson	Kinesiology
2008	Ashlea Williams	Biology
2008-09	Julie Inman	Undecided
2009-10	Brittney Richardson	Kinesiology
2009-10	Ashlea Williams	Biology
2010-11	Julie Inman	Biology
2010-11	Sarah Watkins	Kinesiology
2011-12	Joey Bailey	Arts and Sciences
2011-12	Calli Berna	Edu. & Health Professions
2011-12	Jhasmin Bowen	Business
2012-13	Dominique Wilson	Kinesiology
2012-13	Melissa Wolff	Kinesiology
2013-14	McKenzie Adams	Exercise Science
2013-14	Kelsey Brooks	Rec. & Sports Management
2013-14	Jessica Jackson	Applied Exercise Science
2013-14	Bria Pitts	Applied Exercise Science
2014-15	McKinley Bostad	Kinesiology
2015-16	Keiryn Swenson	Accounting
2015-16	Devin Cosper	Communication
2016-17	Sydney Stout	Management/Human Resources
2017-18	Grayce Spangler	Journalism: Broadcast
2017-18	Taylah Thomas	Public Health
2017-18	Macy Weaver	Supply Chain Management

ARKANSAS ACADEMIC CHAMPIONS (4.00)

YEAR	NAME	MAJOR
Fall 1989	Sally Moore	Kinesiology
Fall 1989	Amber Nicholas	Kinesiology
Spring 1990	Sally Moore	Kinesiology
Spring 1990	Amber Nicholas	Kinesiology
Spring 1991	Amber Nicholas	Kinesiology
Fall 1991	Amber Nicholas	Kinesiology
Fall 2000	Sarah Lundberg	Marketing
Spring 2001	Sarah Lundberg	Marketing
Spring 2003	Sarah Pfeifer	Industrial Engineering
Fall 2003	Sarah Pfeifer	Industrial Engineering
Spring 2004	Kristin Peoples	Biology
Spring 2004	Sarah Pfeifer	Industrial Engineering
Fall 2004	Kristin Peoples	Biology
Fall 2004	Sarah Pfeifer	Industrial Engineering
Spring 2005	Kristin Peoples	Biology
Spring 2005	Sarah Pfeifer	Industrial Engineering
Spring 2006	Melissa Hobbs	Kinesiology
Spring 2006	Kristin Peoples	Biology
Spring 2006	Rochelle Vaughn	Recreation
Fall 2006	Sarah Pfeifer	Industrial Engineering
Fall 2006	Brittney Vaughn	Broadcast Journalism
Spring 2008	Sarah Pfeifer	Recreation
Spring 2011	Ashlea Williams	Kinesiology
Spring 2012	Julie Inman	Biology
Fall 2012	Melissa Wolff	Exercise Science
Spring 2013	Julie Inman	Biology
Spring 2013	Calli Berna	Journalism
Fall 2013	Joey Bailey	Journalism
Spring 2014	Melissa Wolff	Exercise Science
Fall 2014	Melissa Wolff	Exercise Science
Spring 2015	Calli Berna	Journalism
Spring 2015	Melissa Wolff	Kinesiology
Fall 2015	Kelsey Brooks	Rec. & Sport Management
Fall 2015	Keiryn Swenson	Accounting
Spring 2016	Keiryn Swenson	Accounting
Spring 2016	Melissa Wolff	Exercise Science
Fall 2016	Keiryn Swenson	Accounting
Spring 2017	Sydney Stout	Management
Spring 2017	Keiryn Swenson	Accounting
Spring 2017	Bailey Zimmerman	Pre-Business
Fall 2017	Brenna McClure	Social Work
Fall 2017	Sydney Stout	Management
Fall 2017	Keiryn Swenson	Accounting
Spring 2018	Sydney Stout	Management
Spring 2018	Keiryn Swenson	Accounting

ARKANSAS ATHLETIC DIRECTOR'S LIST (3.99-3.5)

YEAR	NAME	MAJOR
Fall 1989	Blair Savage	Secondary Education
Spring 1990	Sue Pack	NA
Spring 1990	Blair Savage	Secondary Educiation
Fall 1990	Angie Gore	Social Work
Fall 1990	Sally Moore	Kinesiology
Fall 1990	Amber Nicholas	Kinesiology
Spring 1991	Angela Gore	Social Work
Spring 1991	Sally Moore	Kinesiology
Fall 1991	Angela Davis	Secondary Education
Spring 1993	Angela Davis	Secondary Education
Spring 1994	Tracy Eaton	Kinesiology
Fall 1995	Carrie Parker	Journalism
Spring 1996	Kimberly Wilson	Kinesiology
Fall 1996	Carrie Parker	Journalism
Fall 1996	Kimberly Wilson	Kinesiology
Spring 1997	Carrie Parker	Journalism
Spring 1997	Kimberly Wilson	Exercise Science
Spring 1997	Tiffany Wright	Broadcast Journalism
Fall 1997	Tiffany Wright	Broadcast Journalism
Fall 1998	Wendi Willits	Exercise Science
Spring 1998	Wendi Willits	Exercise Science
Spring 1998	Tiffany Wright	Broadcast Journalism
Spring 2002	India Lewis	Marketing
Spring 2002	Cara Wright	Liberal Arts
Spring 2003	Rochelle Vaughn	Communications
Spring 2003	Brooke Lawrence	NA
Fall 2003	Kristin Peoples	Biology
Fall 2003	Rochelle Vaughn	Communications
Spring 2004	Melissa Hobbs	Kinesiology
Spring 2004	April Seggebruch	Marketing
Spring 2004	Sheree Thompson	Kinesiology

IN THE CLASSROOM

Fall 2004	Melissa Hobbs	Kinesiology
Spring 2005	Melissa Hobbs	Kinesiology
Fall 2005	Melissa Hobbs	Kinesiology
Fall 2005	Kristin Peoples	Biology
Fall 2005	Sarah Pfeifer	Industrial Engineering
Spring 2006	Brittney Vaughn	Journalism
Spring 2007	Ayana Brereton	Sociology
Spring 2007	Sarah Pfeifer	Recreation
Spring 2007	Brittney Vaughn	Journalism
Fall 2007	Sarah Pfeifer	Recreation
Fall 2007	Brittney Vaughn	Journalism
Spring 2008	Brittney Richardson	Kinesiology
Fall 2008	Brittney Richardson	Kinesiology
Spring 2009	Julie Inman	Pre-Med
Spring 2009	Brittney Richardson	Kinesiology
Fall 2009	Skye Rees	Childhood Development
Fall 2009	Brittney Richardson	Kinesiology
Fall 2009	Ashlea Williams	Biology
Spring 2010	Brittney Richardson	Kinesiology
Fall 2010	Lyndsay Harris	Criminal Justice
Fall 2010	Julie Inman	Biology
Fall 2011	Joey Bailey	Journalism
Fall 2011	Calli Berna	Broadcast Journalism
Fall 2011	C'eira Ricketts	Kinesiology
Spring 2012	Joey Bailey	Journalism
Spring 2012	Calli Berna	Broadcast Journalism
Spring 2012	Jhasmin Bowen	Business
Spring 2012	Erin Gatling	Kinesiology
Fall 2012	Joey Bailey	Journalism
Fall 2012	Calli Berna	Broadcast Journalism
Fall 2012	Erin Gatling	Kinesiology
Fall 2012	C'eira Ricketts	Kinesiology
Spring 2013	Lyndsay Harris	Criminal Justice
Spring 2013	Kelsey Hatcher	Communication
Spring 2013	C'eira Ricketts	Kinesiology
Spring 2013	Erin Gatling	Kinesiology
Spring 2013	Melissa Wolff	Exercise Science
Spring 2013	Ana-Carolota Faussurier	Pshychology
Spring 2013	Joey Bailey	Sport Management
Fall 2013	Calli Berna	Broadcast Journalism
Fall 2013	Melissa Wolff	Exercise Science
Spring 2014	McKenzie Adams	Exercise Science
Spring 2014	Calli Berna	Broadcast Journalism
Spring 2014	Kelsey Brooks	Rec. & Sport Management
Fall 2014	Calli Berna	Broadcast Journalism
Fall 2015	Joey Bailey	Sport Management
Fall 2015	Melissa Wolff	Kinesiolgy
Fall 2015	Bailey Zimmerman	Pre-Business
Fall 2016	Bailey Zimmerman	Pre-Business
Fall 2017	Grayce Spangler	Journalism: Broadcast
Fall 2017	Taylah Thomas	Public Health
Fall 2017	Macy Weaver	Supply Chain Management
Fall 2017	Bailey Zimmerman	Apparel Merch/Production
Spring 2018	Devin Cosper	Communication
Spring 2018	Brenna McClure	Social Work
Spring 2018	Grayce Spangler	Journalism: Broadcast
Spring 2018	Taylah Thomas	Public Health
Spring 2018	Macy Weaver	Supply Chain Management

ARKANSAS HONOR ROLL (3.49-3.0)

YEAR	NAME	MAJOR
Spring 1990	Janet Moore	Kinesiology
Fall 1990	Blair Savage	Secondary Educiation
Spring 1991	Delmonica DeHorney	Psychology
Spring 1991	Blair Savage	Secondary Educiation
Spring 1992	Stephanie Bloomer	Undecided
Spring 1992	Angela Davis	Secondary Educiation
Spring 1992	Blair Savage	Secondary Educiation
Fall 1992	Angela Davis	Secondary Educiation
Fall 1992	Kelly Johnson	Biology
Fall 1992	Debbie Olivas	Political Science
Fall 1992	Blair Savage	Secondary Educiation
Fall 1992	Allyson Twiggs	Communication
Spring 1993	Stephanie Bloomer	Undecided
Spring 1993	Kelly Johnson	Biology
Spring 1993	Blair Savage	Secondary Education
Fall 1993	Tracy Eaton	Kinesiology
Fall 1993	Debbie Olivas	Political Science
Fall 1993	Carrie Parker	Pre-Med
Fall 1993	Michelle Thacker	Communication
Spring 1994	Stephanie Bloomer	Criminal Justice
Spring 1994	Debbie Olivas	Criminal Justice
Fall 1994	Christy Smith	Liberal Arts
Spring 1995	Christy Smith	Kinesiology
Fall 1995	Christy Smith	Kinesiology
Fall 1995	Tiffany Wright	Journalism
Spring 1996	Treva Christensen	Business
Spring 1996	Kelly Johnson	Biology
Spring 1996	Roxanne McCrory	Accounting
Spring 1996	Carrie Parker	Journalism
Spring 1996	Christy Smith	Kinesiology
Fall 1996	Karyn Karlin	Pre-PT
Fall 1996	Shaka Massey	Kinesiology
Fall 1996	Roxanne McCrory	Accounting
Fall 1996	Tiffany Wright	Broadcast Journalism
Spring 1997	Karyn Karlin	Pre-PT
Spring 1997	Shaka Massey	Exercise Science
Spring 1997	Christy Smith	Exercise Science
Fall 1997	Carrie Satterfield	Education
Fall 1997	Brandi Whitehead	Exercise Science
Fall 1997	Wendi Willits	Exercise Science
Fall 1998	Treva Christensen	Marketing
Fall 1998	Joy Oakley	Exercise Science
Fall 1998	Carrie Satterfield	Education
Fall 1998	Brandi Whitehead	Exercise Science
Spring 1998	Karyn Karlin	Kinesiology
Spring 1998	Celia Anderson	Liberal Arts
Spring 1998	Treva Christensen	Marketing
Fall 1999	Celia Anderson	Communication
Spring 2000	Celia Anderson	Communication
Spring 2000	Karyn Karlin	Kinesiology
Spring 2000	India Lewis	Business
Spring 2000	Amy Wright	Marketing
Spring 2000	Donesha Williams	Marketing
Fall 2000	Celia Anderson	Communication
Fall 2000	Carla Rhodes	Chemical Engineering
Fall 2000	Wendi Willits	Kinesiology
Spring 2001	Wendi Willits	Exercise Science
Spring 2001	Shameka Christon	Pre-Med
Spring 2001	Shanna Harmon	Communication
Spring 2001	Wendi Willits	Exercise Science
Fall 2001	India Lewis	Marketing
Spring 2002	Dana Cherry	Kinesiology
Spring 2002	Shanna Harmon	Communication
Spring 2003	Lakisha Harper	NA
Spring 2003	India Lewis	Marketing
Spring 2003	Katrina Nesby	NA
Fall 2003	Adrienne Bush	Business Systems
Fall 2003	Shanna Harmon	Communications
Fall 2003	Kristin Moore	Business
Spring 2004	Danielle Allen	Communications
Spring 2004	Adrienne Bush	Business Systems
Spring 2004	Shanna Harmon	Communications
Spring 2004	Ruby Vaden	Communications
Spring 2004	Rochelle Vaughn	Communications
Fall 2004	Adrienne Bush	Information Systems
Fall 2004	April Seggebruch	Marking
Fall 2004	Allison Singleton	Accounting
Fall 2004	Brittney Vaughn	Journalism
Fall 2004	Rochelle Vaughn	Communications
Spring 2005	Adrienne Bush	Information Systems
Spring 2005	April Seggebruch	Marketing
Spring 2005	Allison Singleton	Accounting
Spring 2005	Brittney Vaughn	Journalism
Spring 2005	Rochelle Vaughn	Communications
Fall 2005	Ayana Brereton	Liberal Arts
Fall 2005	Sheree Thompson	Kinesiology
Fall 2005	Brittney Vaughn	Journalism
Fall 2005	Dominique Washington	Sociology
Spring 2006	Kristina Andjelkovoic	Business
Spring 2006	Leslie Howard	Psychology
Spring 2006	Sheree Thompson	Kinesiology
Fall 2006	Leslie Howard	Psychology
Spring 2007	Leslie Howard	Psychology
Spring 2007	Kendra Roberts	Health Science
Spring 2007	Dominique Washington	Sociology
Fall 2007	Whitney Jones	Kinesiology
Fall 2007	Ashlea Williams	Biology
Spring 2008	Lauren Ervin	NA
Spring 2008	Ayana Brereton	Sociology
Fall 2008	Ayana Brereton	Sociology
Fall 2008	Charity Ford	Kinesiology
Fall 2008	Julie Inman	Pre-Med
Fall 2008	Ashlea Williams	Biology
Spring 2009	Ayana Brereton	Sociology
Spring 2009	Charity Ford	Business
Spring 2009	Lyndsay Harris	Biology
Spring 2009	C'eira Ricketts	Kinesiology
Spring 2010	Caroline Powell	BioEngineering
Spring 2010	Ashlea Williams	Biology
Fall 2010	Kelsey Hatcher	Communications
Fall 2010	Caroline Powell	Biological Engineering
Fall 2010	Brittney Richardson	Kinesiology
Fall 2010	Sarah Watkins	Kinesiology
Fall 2010	Ashlea Williams	Biology
Spring 2011	Brittney Richardson	Kinesiology
Spring 2011	Caroline Powell	Biological Engineering
Spring 2011	C'eira Ricketts	Kinesiology
Spring 2011	Kelsey Hatcher	Communications
Spring 2011	Skye Rees	Childhood Development
Fall 2011	Lyndsay Harris	Criminal Justice
Spring 2012	Lyndsay Harris	Criminal Justice
Spring 2012	Kelsey Hatcher	Communications
Spring 2012	C'eira Ricketts	Kinesiology
Fall 2012	Lyndsay Harris	Criminal Justice
Spring 2013	Joey Bailey	Journalism
Spring 2013	Calli Berna	Broadcast Journalism
Spring 2013	Jhasmin Bowen	Business
Spring 2013	Erin Gatling	Kinesiology
Spring 2013	Dominique Wilson	Kinesiology
Fall 2013	Jhasmin Bown	Business
Fall 2013	Kelsey Brooks	Rec & Sport Management
Fall 2013	Ana-Carolota Faussurier	Psychology
Fall 2013	Bria Pitts	Applied Exercise Science
Spring 2014	Joey Bailey	Journalism
Spring 2014	Ana-Carolota Faussurier	Psychology
Spring 2014	Jessica Jackson	Applied Exercise Science
Spring 2014	Bria Pitts	Applied Exercise Science
Spring 2014	Khadijah West	Kinesiology P-12
Fall 2014	Joey Bailey	Graduate School
Fall 2014	McKinley Bostad	Kinesiology
Fall 2014	Jhasmin Bowen	Business
Fall 2014	Kelsey Brooks	Rec & Sport Management
Spring 2015	Joey Bailey	Graduate School/Sport Mang.
Spring 2015	McKinley Bostad	Kinesiology
Spring 2015	Jhasmin Bowen	Business
Spring 2015	Kelsey Brooks	Rec & Sport Management
Fall 2015	Devin Cosper	Communication
Fall 2015	Tatiyana Smith	Criminal Justice
Spring 2016	Kelsey Brooks	Rec & Sport Management
Spring 2016	Alecia Cooley	Communication
Spring 2016	Devin Cosper	Communication
Spring 2016	Bruinna Freeman	Psychology
Fall 2016	Devin Cosper	Communication
Fall 2016	Malica Monk	Rec & Sport Management
Fall 2016	Sydney Stout	Management
Spring 2017	Devin Cosper	Communication
Spring 2017	Jessica Jackson	Rec & Sport Management
Fall 2017	Chelsea Dungee	Rec & Sport Management
Fall 2017	Malica Monk	Rec & Sport Management
Fall 2017	Raven Northcross-Baker	Criminal Justice
Spring 2018	Malica Monk	Rec & Sport Management
Spring 2018	Bailey Zimmerman	Apparel Merch/Production

UNIVERSITY OF ARKANSAS SENIOR OF DISTINCTION

2015-16	Melissa Wolff	Kinesiology

IN THE POLLS

ASSOCIATED PRESS

Year	1989-90
Nov. 20	–
Nov. 27	–
Dec. 4	–
Dec. 11	–
Dec. 18	–
Dec. 24	–
Jan. 1	–
Jan. 8	–
Jan. 14	–
Jan. 21	–
Jan. 28	–
Feb. 5	–
Feb. 12	–
Feb. 19	25
Feb. 26	19
March 5	19
March 12	22

Year	1990-91
Nov. 18	10
Nov. 26	8
Dec. 3	8
Dec. 10	13
Dec. 17	10
Dec. 24	9
Dec. 31	14
Jan. 7	14
Jan. 14	12
Jan. 21	11
Jan. 28	12
Feb. 4	11
Feb. 11	9
Feb. 18	9
Feb. 25	8
March 4	8
March 11	9

Year	1991-92
Nov. 17	11
Nov. 24	18
Dec. 1	14
Dec. 8	20
Dec. 15	20
Dec. 22	24
Dec. 29	T25
Jan. 5	–
Jan. 12	–
Jan. 19	–
Jan. 26	–
Feb. 2	–
Feb. 9	–
Feb. 16	–
Feb. 23	–
March 1	–
March 8	–
March 15	–

Year	1999-95
PS	–
Nov. 22	–
Nov. 29	–
Dec. 6	–
Dec. 13	–
Dec. 20	–
Dec. 27	24
Jan. 3	24
Jan. 10	–
Jan. 17	–
Jan. 24	–
Jan. 31	22
Feb. 7	20
Feb. 14	18
Feb. 21	16
Feb. 28	14
March 7	15
March 14	15

Year	1995-96
PS	10
Nov. 21	9
Nov. 28	9
Dec. 5	7
Dec. 12	7
Dec. 19	8
Dec. 26	8
Jan. 2	8
Jan. 9	14
Jan. 16	20
Jan. 23	22
Jan. 30	24
Feb. 6	–
Feb. 13	–
Feb. 20	–
Feb. 27	–
March 5	–
March 12	–

Year	1996-97
PS	18
Nov. 19	19
Nov. 26	20
Dec. 3	21
Dec. 10	23
Dec. 17	23
Dec. 24	22
Dec. 31	13
Jan. 7	10
Jan. 14	13
Jan. 21	13
Jan. 28	18
Feb. 4	17
Feb. 11	21
Feb. 18	20
Feb. 25	23
March 5	–
March 11	–

Year	1997-98
PS	–
Nov. 18	–
Nov. 25	24
Dec. 2	20
Dec. 9	24
Dec. 16	24
Dec. 23	25
Dec. 30	25
Jan. 6	–
Jan. 13	–
Jan. 20	–
Jan. 27	–
Feb. 3	–
Feb. 10	–
Feb. 17	–
Feb. 24	–
March 3	–
March 10	–

Year	1998-99
PS	18
Nov. 17	18
Nov. 24	14
Dec. 3	13
Dec. 10	24
Dec. 17	–
Dec. 24	–
Dec. 31	–
Jan. 7	–
Jan. 15	–
Jan. 12	–
Jan. 28	–
Feb. 4	–
Feb. 11	–
Feb. 18	–
Feb. 26	–
March 4	–
March 11	–

Year	2002-03
1 Nov. 14	17
1 Nov. 18	17
2 Nov. 25	17
Dec. 2	13
Dec. 9	13
1 Dec. 16	10
2 Dec. 23	10
30-Dec. 30	9
Jan. 6	11
1 Jan. 13	10
20-Jan. 20	8
2 Jan. 27	12
Feb. 3	14
10-Feb. 10	13
1 Feb. 17	15
2 Feb. 24	21
March 3	23
10-March 10	24
1 March 17	24

Year	2006-07
1 Nov. 13	–
1 Nov. 19	–
2 Nov. 26	–
Dec. 3	–
10-Dec. 10	25
1 Dec. 17	24
2Dec. 24	23
31-Dec. 31	20
Jan. 7	25
1 Jan. 15	–
2Jan. 21	–
2Jan. 28	–
Feb. 4	–
11-Feb. 11	–
1 Feb. 18	–
Feb. 26	–
March 4	–
11-March 11	–

Year	2007-08
Nov. 11	–
Nov. 18	–
Nov. 25	–
Dec. 2	–
Dec. 9	–
Dec. 16	–
Dec. 23	–
Dec. 30	25
Jan. 6	20
Jan. 13	–
Jan. 20	–
Jan. 27	–
Feb. 3	–
Feb. 10	–
Feb. 17	–
Feb. 24	–
March 2	–
March 9	–
March 16	–

Year	2010-11
PS	–
Nov. 14	–
Nov. 21	–
Nov. 28	–
Dec. 5	–
Dec. 12	–
Dec. 19	25
Dec. 26	22
Jan. 2	25
Jan. 9	20
Jan. 16	23
Jan. 23	–
Jan. 30	–
Feb. 6	–
Feb. 13	–
Feb. 20	–
Feb. 27	–
March 6	–
March 13	–

Year	2012-13
PS	–
Nov. 12	–
Nov. 19	–
Nov. 26	–
Dec. 3	–
Dec. 10	–
Dec. 17	–
Dec. 24	25
Dec. 31	23
Jan. 7	–
Jan. 14	–
Jan. 21	–
Jan. 28	–
Feb. 4	–
Feb. 11	–
Feb. 18	–
Feb. 25	–
March 4	–
March 11	–
F	–

Year	2014-15
PS	–
Nov. 17	–
Nov. 24	–
Dec. 1	T25
Dec. 8	–
Dec. 15	–
Dec. 22	–
Dec. 29	–
Jan. 5	–
Jan. 12	–
Jan. 19	–
Jan. 26	–
Feb. 2	–
Feb. 9	–
Feb. 16	–
Feb. 23	–
March 2	–
March 9	–
March 16	–

Year	2015-16
PS	RV-8
Nov. 16	RV-7
Nov. 23	RV-8
Nov. 30	–
Dec. 7	–
Dec. 14	–
Dec. 21	–
Dec. 28	–
Jan. 18	RV-4
Jan. 25	–
Feb. 1	–
Feb. 8	–
Feb. 15	–
Feb. 2	–
Feb. 29	–
March 7	–
F	–

USA TODAY

Year	1989-90
Nov. 20	–
Nov. 28	–
Dec. 5	–
Dec. 12	–
Dec. 19	–
Dec. 26	–
Jan. 3	–
Jan. 11	–
Jan. 17	–
Jan. 24	–
Jan. 31	–
Feb. 7	–
Feb. 14	25
Feb. 21	24
Feb. 28	17
March 7	17
March 14	21
March 19	8

Year	1990-91
Nov. 14	10
Nov. 28	8
Dec. 5	8
Dec. 12	13
Dec. 19	10
Dec. 26	11
Jan. 3	14
Jan. 8	14
Jan. 15	12
Jan. 22	11
Jan. 29	12
Feb. 5	11
Feb. 12	9
Feb. 19	T9
Feb. 26	8
March 5	8
March 14	8
April 1	12

Year	1991-92
Nov. 19	11
Dec. 3	15
Dec. 10	21
Dec. 17	20
Dec. 24	25
Dec. 31	24
Jan. 7	–
Jan. 14	–
Jan. 21	–
Jan. 28	–
Feb. 4	–
Feb. 11	–
Feb. 18	–
Feb. 25	–
March 3	–
March 10	–
March 17	–
April 6	–

USA TODAY/CNN

Year	1994-95
PS	–
Nov. 29	–
Dec. 6	–
Dec. 13	–
Dec. 20	–
Dec. 27	–
Jan. 3	–
Jan. 10	–
Jan. 17	–
Jan. 24	–
Jan. 31	–
Feb. 7	23
Feb. 14	23
Feb. 21	18
Feb. 28	17
March 7	18
March 14	18
April 4	20

Year	1995-96
PS	10
Nov. 21	9
Nov. 28	9
Dec. 5	7
Dec. 12	8
Dec. 19	9
Dec. 26	9
Jan. 2	7
Jan. 9	14
Jan. 16	20
Jan. 23	21
Jan. 30	24
Feb. 6	25
Feb. 13	25
Feb. 20	–
Feb. 27	–
March 5	–
March 12	–
April 2	–

Year	1996-97
PS	17
Nov. 19	19
Nov. 26	21
Dec. 3	22
Dec. 10	25
Dec. 17	–
Dec. 24	24
Dec. 31	20
Jan. 7	17
Jan. 14	19
Jan. 21	16
Jan. 28	19
Feb. 4	19
Feb. 11	24
Feb. 18	23
Feb. 25	23
March 4	–
March 11	–
April 1	–

USA TODAY/ ESPN

Year	1997-98
PS	–
Nov. 15	25
Dec. 2	21
Dec. 9	24
Dec. 16	–
Dec. 23	–
Dec. 30	–
Jan. 6	–
Jan. 13	–
Jan. 20	–
Jan. 27	–
Feb. 3	–
Feb. 10	–
Feb. 17	–
Feb. 24	–
March 3	–
March 10	–

Year	1998-99
PS	18
Nov. 24	14
Dec. 3	13
Dec. 10	20
Dec. 17	–
Dec. 24	–
Dec. 31	–
Jan. 7	–
Jan. 15	–
Jan. 21	–
Jan. 28	–
Feb. 4	–
Feb. 11	–
Feb. 18	–
Feb. 26	–
March 4	–
March 11	–

Year	2002-03
PS	16
Nov. 25	15
Dec. 2	11
Dec. 9	11
Dec. 16	9
Dec. 23	9
Dec. 30	8
Jan. 6	10
Jan. 13	9
Jan. 20	7
Jan. 27	11
Feb. 3	13
Feb. 10	13
Feb. 17	14
Feb. 24	19
March 3	21
March 10	20
March 17	21
April 9	25

Year	2006-07
Nov. 13	–
Nov. 20	–
Nov. 27	–
Dec. 4	–
Dec. 11	–
Dec. 18	24
Dec. 25	24
Jan. 1	23
Jan. 8	–
Jan. 15	–
Jan. 22	–
Jan. 29	–
Feb. 5	–
Feb. 12	–
Feb. 19	–
Feb. 26	–
March 5	–
March 11	–
April 4	–

Year	2007-08
Nov. 12	–
Nov. 19	–
Nov. 26	–
Dec. 3	–
Dec. 10	–
Dec. 17	–
Dec. 24	23
Jan. 1	21
Jan. 7	18
Jan. 14	–
Jan. 21	–
Jan. 28	–
Feb. 4	–
Feb. 11	–
Feb. 18	–
Feb. 25	–
March 3	–
March 10	–
April 8	–

Year	2010-11
PS	–
Nov. 16	–
Nov. 23	–
Nov. 30	–
Dec. 7	–
Dec. 14	–
Dec. 21	25
Dec. 28	24
Jan. 4	–
Jan. 11	23
Jan. 18	24
Jan. 25	–
Feb. 1	–
Feb. 8	–
Feb. 15	–
Feb. 22	–
March 1	–
March 8	–
April 7	–

Year	2013-14
PS	–
Nov. 11	–
Nov. 18	–
Nov. 25	–
Dec. 2	–
Dec. 9	–
Dec. 16	–
Dec. 23	–
Dec. 30	–
Jan. 6	25
Jan. 13	–
Jan. 20	–
Jan. 27	–
Feb. 3	–
Feb. 10	–
Feb. 17	–
Feb. 24	–
March 3	–
March 10	–
March 17	–

HALL OF HONOR
SHAMEKA CHRISTON

The first Arkansas women's basketball player to earn Associated Press All–America honors, Hot Springs, Ark., native Shameka Christon became Arkansas' first, first–round professional draft selection after earning 2004 Southeastern Conference Player of the Year honors. Leading the league in scoring with 21.8 points–per–game her senior year, Christon played in three NCAA tournaments at Arkansas and closed her career as the second all–time leading scorer with 1,951 points. She led Arkansas to semifinal finishes at the 2001 and 2002 SEC Women's Basketball Tournament, still the all–time best performance for the Razorbacks. As a six–year veteran with the WNBA New York Liberty, she was on the 2004 Rookie Team and a WNBA All–Star in 2009. Christon was traded to the Chicago Sky for the 2011 season but injuries kept her out of the lineup. Christon was traded to the San Antonio Stars and retired from the WNBA with the Phoenix Mercury in 2015.

During her WNBA career:
•Named to the WNBA All–Star team in 2009 in a year that saw her average a career–high 16.1 points and 4.9 rebounds
•Finished 10th in the WNBA in scoring in 2009
•Averages 9.9 points, 2.8 rebounds and 1.3 assists in her career
•Career 34.3–percent (431–of–1255) shooter from the three–point line
•Played in all 34 games three times in her career (2005, 2006 and 2012); ..over the last three seasons has played in 98 of a possible 102 games
•Scored a career–high 32 points on July 19, 2009 vs. Atlanta
•Handed out a career–best eight assists on June 4, 2010 at Atlanta
•Led New York in scoring four consecutive seasons (2006 - 2009)
•Named Eastern Conference Player of the week on July 7, 2008 after averaging 24 points and three rebounds per game during the week prior
•Finished the 2006 season ranked seventh in the WNBA in blocked shots (42) and ninth in three–point field goals (99)
•Owns career playoff averages of 10.1 points and 3.7 rebounds in 18 career games, 12 career starts
•Missed the entire 2011 season after suffering a right knee injury during training camp
•Played in 10 games in 2010 before suffering an eye injury that sidelined her for the remainder of the season
•Signed with San Antonio as a free agent on February 8, 2012
•Acquired by Chicago in a three–team trade along with Catherine Kraayeveld on March 29, 2010 - New York received Cappie Pondexter and Kelly Mazzante from Phoenix while Phoenix received Candice Dupree and a second–round draft pick from Chicago
•Originally selected by New York in the first round (fifth overall) of the 2004 WNBA Draft

SHAMEKA CHRISTON TODAY

Shameka Christon retired to New York and is working as an entrepreneur in several industries.

RECORDS

One of the most decorated players in program history, Christon worked with the Razorbacks as the team's color analyst on the radio for one season as well.

CAREER

Points in a half: 28 vs. Vanderbilt, 2002
FGA: 1,641
Points in SEC games: 905 (14 games)
FGA (SEC): 764 (14 games)
FGM (SEC): 327

SEASON RECORDS

Points in SEC Season: 304, 2004
Points in SEC Game Half:
27 at Ole Miss, 2004
FGA: 50, 2004
FGA (SEC): 241, 2004
FGM (SEC): 105, 2004

GAME RECORDS

FGM: 16 vs. Vanderbilt, 3–2–02
FGM Half: 10 vs. LS, 2–10–02
FGM (SEC): 13 (3x in 2004)
FGM (SEC Half): 10 2x in 2002, 2004
FT (SEC): 12 at Florida, 2004

CLASS RECORDS

Sophomore Points: 40 vs. Vandy, 2002
Sophomore Points, season: 517

In addition, Christon was the yearly leader in points, scoring average, field goals made and attempted in 2002, '03, '04. She led the team in field goal percentage (2002), 3–pointers made and attempted (2004), and percentage (2003, 2004). Defensively she led the team in rebounds and rebounding average in 2002, 03, 04 and blocks (2001, 02, 03, 04) during her career.

SHAMEKA CHRISTON'S CAREER STATS

YEAR	GP-GS	FG-FGA	PCT.	3P-3PA	PCT.	FT-FTA	PCT.	REB	RPG	PF-DQ	A	TO	BK	ST	PTS	PPG
00-01	32-24	117-289	.405	37-113	.327	56-72	.778	132	4.1	90-2	20	64	29	47	327	10.2
01-02	31-29	197-418	.471	31-104	.298	92-133	.692	193	6.2	74-0	25	60	52	61	517	16.7
02-03	32-32	193-434	.445	29-81	.358	81-117	.692	194	6.1	88-3	47	101	35	50	496	15.5
03-04	28-28	219-500	.438	47-129	.364	126-166	.759	195	7.0	81-3	49	91	46	48	611	21.8
TOTAL	123-113	726-1641	.442	144-427	.337	335-488	.687	714	5.8	333-8	141	316	162	206	1951	15.9

ARKANSAS
20
NCAA
SECOND ROUNDS
OF CINCINNATI

HALL OF HONOR
DELMONICA DEHORNEY-HAWKINS

Delmonica DeHorney Hawkins became the second Razorback basketball player and the fourth overall inductee to the Arkansas Hall of Honor in September 2000. The first Kodak All-American at the University of Arkansas, DeHorney set the standard by which all future post players will be judged. The only player in Southwest Conference history to receive three player of the year honors during her career, DeHorney led Arkansas to its peak of domination of the SWC and onto the national stage as a top 10 team.

DeHorney exhibited her promise her first season at Arkansas, earning SWC Newcomer of the Year honors. Her sophomore season was limited due to injuries, but the 6-4 Poteau, Okla., product came back stronger than ever as a junior.

It was during the 1989-90 season that DeHorney and Arkansas became household words in the sports world. Leading Arkansas and the SWC in scoring and field goal percentage, DeHorney paced the Razorbacks to the first win over Texas by a conference opponent. The win at Texas broke a 183-game streak and the UT strangle-hold on the conference title. As the SWC co-champions, Arkansas was selected for the NCAA tournament. DeHorney stepped up her game, earning All-NCAA West Regional team honors for her back-to-back 30-point games at the Stanford-hosted tournament. Arkansas reached the Elite Eight with DeHorney leading the way.

For her efforts, DeHorney was voted the SWC Player of the Year in 1990 as well as one of the 10 players selected by the WBCA for the Kodak All-America team.

As a senior, DeHorney proved herself again. Repeating as SWC Player of the Year, she led Arkansas to an undisputed SWC crown with a pair of wins over Texas and a 15-1 conference mark. Arkansas added the 1991 SWC Classic trophy to its collection to become the first team besides UT to win the postseason conference tournament. Ranked as high as 8th in the nation, Arkansas received a first-round bye in the 1991 NCAA Tournament, but was upset in the Sweet 16 by Lamar.

RECORDS

The post against all others are measured in Arkansas Razorback women's basketball history, Delmonica was one of the most accurate scorers in school history and the key to Arkansas leading the nation in field goal percentage during the 1990-91 season.

CAREER

Blocked shots, career: 235
Blocked shots, season: 83
Field goal , career: 60.9
Field goal , season: 63.2

CLASS RECORDS

Junior points, season (581) & game (39)
Freshman (7) and senior (6) [tied] blocked shots
Junior scoring average: 20.0 ppg
Junior season blocked shots: 83
Senior season blocked shots: 70

She also holds the record for career scoring in SWC games only along with another 10 SWC game records.

ONE OF A KIND

In the storied history of the Southwest Conference, only one woman was voted by the league coaches to a player of the year honor three times in a career. Delmonica DeHorney was the SWC Newcomer of the Year as a freshman in 1988. An injury limited her playing time as a sophomore, but she returned full force as a junior and a senior to lead the league in scoring and earn the 1990 and 1991 SWC Player of the Year award. The first player twice voted first team all-conference, DeHorney was chosen SWC Player of the Week three times and all-tournament once. Her career was remembered years later as she was the only women's basketball player voted to the five-player first-team of the SWC All-Decade Team.

One of Delmonica's three blocks that were key to Arkansas' snapping the Texas 183-game win streak in SWC games in 1990.

DELMONICA HAWKINS TODAY

Married to Jackson Hawkins and the mother of two, Delmonica lives in Baltimore, Md., and works as a juvenile probation officer. Immediately after her playing career at Arkansas, she spent a season in Japan in professional basketball, then a brief time in France. She returned to Fayetteville for the retirement of her jersey, only the second in school history, before settling with her family in Baltimore. DeHorney-Hawkins joined the Razorback women at the 2011 SEC Championship where she was honored as an SEC Great.

DELMONICA DEHORNEY'S CAREER STATS

YEAR	GP-GS	FG-FGA	PCT.	3P-3PA	PCT.	FT-FTA	PCT.	REB	RPG	PF-DQ	A	TO	BK	ST	PTS	PPG
87-88	28-22	146-243	.601	0-0	-	117-170	.688	167	6.0	98-9	6	50	54	30	409	14.6
88-89	26-4	75-145	.517	0-0	-	62-88	.705	94	3.6	78-4	14	28	28	4	212	8.2
89-90	29-28	219-349	.628	0-0	-	143-213	.671	203	7.0	97-7	24	57	83	21	581	20.0
90-91	32-32	227-359	.632	0-0	-	129-177	.729	177	5.5	77-2	13	72	70	31	583	18.2
TOTAL	115-86	667-1096	.609	0-0	-	451-648	.696	641	5.6	350-22	57	207	235	86	1785	15.5

ARKANSAS
50

SEC STAFF
MIKE SLIVE
SEC

HALL OF HONOR
BETTYE FISCUS



The first of the true greats in Razorback history, Bettye Fiscus set the definition by which all other Arkansas women's basketball players are judged.

In a career of firsts, Fiscus received perhaps her final and most unique honor in 1994 when she became the first female athlete inducted into the University of Arkansas Sports Hall of Honor.

Fiscus was the first player to score over 1,000 points in a career, and broke the school record in only two seasons. She went on to become the only women's basketball player over 2,000 points, and until Razorback All–American and NBA standout Todd Day in the early 1990s, Fiscus was the university's all–time leading scorer.

Also one in a long line of Arkansas prep legends to play for the Razorbacks, she led her hometown of Wynne, Ark., to the AAA state title and was named player of the year by the Arkansas Democrat.

Her jersey number –– No. 5 –– was the first to be retired by the University of Arkansas –– male or female –– and hangs in the Razorback trophy case, as well as in Barnhill Arena.

Even though her career ended in 1985, she still holds seven Arkansas overall individual records including total points, career scoring average, field goals and free throws and seven class records. When she completed her career, she not only was the all–time leading scorer, but the leader in rebounds as well with 785.

Adding to her career honors, she was inducted into the Arkansas Sports Hall of Fame in 2006.

She was inducted into the Southwest Conference Hall of Fame in 2015.

RECORDS

Two decades later, Bettye Fiscus remains Arkansas' all–time scoring leader with 2,073 points, but the original star of the program still holds another seven individual records and seven class records.

CAREER

Points, career: 2,073
Scoring average, career: 18.5 ppg
Field goals, career: 794
Free throw attempts, season: 229
Free throws, career: 485
Free throws, season, 183
2nd Free throw attempts, career: 622

CLASS RECORDS

Freshman pts., season (655) & game (37)
Freshman rebs, season (282) & game (18)
Freshman scoring ave.: 18.7
Freshman rebound ave.: 8.1
Sophomore rebound ave. (shared): 7.3

She also holds two records for SWC games only, career scoring average and season field goals.

IT'S NOT ALL ABOUT SCORING

While her career rebound mark of 785 did not last more than three years, Bettye remains No. 2 on the career rebound list and the top guard–wing rebounder. Notable Razorbacks below Bettye in boards: Kodak All–American Delmonica DeHorney and SEC Player of the Year Shameka Christon

Bettye Fiscus was Arkansas' first all–conference player, earing first–team all–SWC in 1982. She was a three–time all–SWC selection in her career, two–time all–SWC tournament and was selected to the SWC All–Decade Team

BETTYE FISCUS TODAY

Bettye Fiscus remains a part of the great history of the Razorback program. She was the first player in university history to have her jersey retired in 1986.

To celebrate the end of the Barnhill Arena era and the opening of Bud Walton Arena, the Women's Athletics Department issued commemorative tickets for the first women's game in the new facility. Each ticket had the image of one of the four career leaders, and a special banquet was held to celebrate "A Moment in Time." Bettye was joined at the banquet by Amber Nicholas Shirey (UA's then assist leader) and Shelly Wallace, the only woman to break Bettye's mark for rebounds.

As a part of the 30th anniversary season of Razorback basketball, the University chose Bettye as its Southeastern Conference Great to be honored at the 2006 SEC Women's Basketball Tournament in North Little Rock.

BETTYE FISCUS' CAREER STATS

YEAR	GP–GS	FG–FGA	PCT.	3P–3PA	PCT.	FT–FTA	PCT.	REB	RPG	PF–DQ	A	TO	BK	ST	PTS	PPG
81–82	35–35	236–486	.486	n/a	–	183–229	.799	282	8.1	76–2	34	85	11	76	655	18.7
82–83	26–25	181–370	.489	n/a	–	114–151	.755	189	7.3	56–1	42	68	7	57	476	18.3
83–84	23–22	158–296	.534	n/a	–	72–94	.766	137	6.0	45–1	29	49	0	27	388	16.9
84–85	28–28	219–439	.500	n/a	–	116–148	.784	177	6.3	45–0	38	50	1	45	554	19.8
TOTAL	112–110	794–1591	.499	n/a	–	485–622	.780	785	7.0	222–4	143	252	19	205	2073	18.5

Perhaps the most notable aspect of Bettye Fiscus' career –– it came before the advent of the three–point shot.


TEXAS
15
RAZORBACKS
5
RAZORBACKS
5

HALL OF HONOR
SYTIA MESSER

Named the most outstanding player of the 1998 NCAA West Regional, former Razorback women's basketball player Sytia Messer was an integral part of two of Arkansas' greatest women's basketball teams, the 1998 Final Four and 1999 WNIT Championship squads.

Messer is a 1,000–point scorer (1,379) and, at 5–8, she pulled down 603 rebounds as one of the best rebounding guards in school history. She was a two–time captain for Arkansas as a junior and senior and she was named to the SEC All–Freshman team in 1996.

Messer averaged 12.6 ppg in 1997–98, her best season, leading Arkansas to the program's first Final Four appearance. She was named to the Joe Smith Pre–Season All–American team in 1998–99 and then led her team as they ran the table to the WNIT title against Wisconsin.

Along with her play for the Razorbacks, Messer also took time to play in the summer prior to graduation for the collegiate squad of Athletes in Action. She also played for the post–collegian Athletes in Action touring team.

Following college, Messer began her coaching career with stops at Arkansas State, Memphis, Georgia Tech, Tennessee Tech and most recently Baylor.

RECORDS

Sytia Messer was part of two record–setting seasons for Razorback women's basketball. She was a two–time captain while helping Arkansas to the program's first Final Four in 1998 and again when the Razorbacks won the WNIT title in 1999.

CAREER

Points: 14th with 1,379 points
Rebounds: 20th with 603 rebounds
Free Throws Made: 9th with 329
Free Throw Attempts: 8th with 458
3–Point Field Goals: 12th with 112
3–Point Field Goal Att: 9th with 412

SYTIA MESSER'S CAREER STATS

YEAR	GP–GS	FG–FGA	PCT.	3P–3PA	PCT.	FT–FTA	PCT.	REB	RPG	PF–DQ	A	TO	BK	ST	PTS	PPG
1995–96	34–14	102–290	.352	26–100	.260	64–99	.647	177	65	2	39	90	6	45	294	8.7
1996–97	28–24	94–259	.363	22–97	.227	58–83	.699	123	65	0	40	50	4	60	268	9.6
1997–98	33–32	140–354	.396	37–121	.306	97–137	.708	141	93	4	78	94	10	39	414	12.6
1998–99	33–26	133–341	.390	27–94	.287	110–139	.791	162	93	2	51	85	4	34	403	12.2
TOTAL	128–96	469–1244	.377	112–412	.272	329–458	.718	603	316	8	208	319	24	178	1379	10.8

ARKANSAS
0

HALL OF HONOR
AMBER NICHOLAS SHIREY



While others may have better statistics, arguably no other Razorback has had the impact upon the Arkansas women's basketball program as Amber Nicholas Shirey. An All–SWC and Academic All–America player in the late 1980s and early 1990s, she is the first former women's player to become a full–time coaching staff member at Arkansas. As a result, she played a critical hand in recruiting and coaching the athletes who replaced her in the record books.

It seems fitting that the player to hold the Arkansas record for assists would have the best winning percentage in her career (over 75 pct.) of any Razorback. In the process, her teams won 86 games, two SWC titles and made three NCAA appearances. Thanks in part to her 538 assists, her post players led the SWC in scoring twice.

She ended her career second in steals and one of only two players to rank in the top 10 in points, rebounds, steals and assists. Nicholas can rightly lay claim to a stake in the 86 games won during her four years as she played in all 117 games and started a school–record 87 consecutive games. The 1991 SWC Tournament MVP, Nicholas also was a two–time CoSIDA Academic All–American and NCAA Post–Graduate Scholarship recipient.

Her legacy to the program continued as an assistant coach, working with guards like former SEC three–point accuracy champion Kimberly Wilson, former four–time AP All–American Christy Smith and three–point record holder Wendi Willits. She had the privilege to coach the woman who finished off her assist record, Amy Wright.

Shirey was inducted into the Southwest Conference Hall of Fame in the fall of 2017.

RECORDS

Of all the records that Amber Nicholas set during her career, which included virtually every assist and free throw mark, the two that speak to the essence of her game remain to this day. She is the only starting point guard to take her team to three consecutive NCAA tournaments and the only Arkansas player named MVP of the SWC Classic.

CAREER

Three–point percentage, career: 41.6
Three–point percentage, season: 47.7
Free throw percentage, career: 84.5
Consecutive games started: 87

CLASS RECORDS

It's somehow fitting that the consummate point guard of her era hold no class records. However, her post players, Delmonica DeHorney (junior season) and Shelly Wallace (senior season) hold the school class records for most points in a game, season and season scoring average.

"MISS LADY'BACK"

During the program's 25th anniversary celebration, that's the headline on the newspaper article about Amber Nicholas Shirey. The label fits as no person has been involved in more games than any other individual in Arkansas history, 117 as a player, 27 as a graduate assistant coach and 436 as an assistant coach. That's a total of 580 games over a span of 19 years.

A SCHOLAR AND AN ATHLETE

Recipient of several academic awards, Amber was the first Razorback to earn an NCAA Post–Graduate Scholarship. She also was the NCAA Woman of the Year from the state of Arkansas in 1992.

AMBER SHIREY TODAY

Honored by the university with selection to the University of Arkansas Sports Hall of Honor in 2002 as the third Razorback women's basketball player inducted, Shirey was also honored by the athletic department's as the Legend player at the 2003 Southeastern Conference Women's Basketball Tournament hosted in North Little Rock at ALLTEL Arena. She married Fayetteville High teacher Jason Shirey in 1999, and the Shireys have three children, a son, Ross, and daughters, Reese and Rheid.

AMBER NICHOLAS' CAREER STATS

YEAR	GP–GS	FG–FGA	PCT.	3P–3PA	PCT.	FT–FTA	PCT.	REB	RPG	PF–DQ	A	TO	BK	ST	PTS	PPG
88–89	30–3	79–178	.444	18–46	.391	26–31	.839	61	2.0	63–0	99	61	1	29	202	6.7
89–90	30–30	128–292	.438	31–71	.437	46–53	.868	131	4.4	69–4	169	116	3	67	333	11.1
90–91	32–32	152–308	.494	41–86	.477	53–66	.803	118	3.7	56–1	180	96	1	58	398	12.4
91–92	25–25	98–255	.384	31–88	.352	49–56	.875	118	4.7	60–2	89	100	1	66	276	11.0
TOTAL	117–90	457–1033	.442	121–291	.416	174–206	.845	428	3.7	248–7	537	373	5	220	1209	10.3

RAZORBACKS
RAZORBACKS
11
UTEP
RAZORBACKS
11

HALL OF HONOR
CHRISTY SMITH

The fifth Razorback women's basketball player inducted into the Arkansas Sports Hall of Honor, Christy Smith lives forever in the memories of women's basketball fans for her heroic leadership of the 1998 NCAA Final Four team.

She became the first Razorback to lead the nation in a NCAA statistical category by shooting 89.9 percent at the free throw line as a freshman. Yet, one of her 15 missed free throws that season cost Arkansas a chance to advance to overtime versus Ole Miss. That loss put Arkansas at 1–3 for SEC games, but Smith would not be denied and led Arkansas on a 6–1 finish to give the Razorbacks their best SEC finish in school history, 7–4, tied for fourth overall.

As a sophomore, Smith had the best single free throw shooting game in Division I for the 1995–96 season, a 15–of–15 effort to defeat Ohio State in the preseason WNIT. Arkansas roared to a program–best start of 13–1, but the team faltered when Smith tore her ACL at Kentucky midway through conference play. Without Smith, the team accepted a NWIT berth.

Upon her return, Arkansas opened 12–1 including Smith leading the Razorbacks' first–ever win over Tennessee, but a tough close made Arkansas the bubble team left out of the NCAA Tournament.

In her final season, Smith rallied Arkansas again into a NCAA bid, but with a ninth seed and the unenviable assignment to the Stanford–hosted subregional it appeared Smith would end her career short of her dream. But two flawless games from the West Lafayette, Ind., guard –– zero turnovers –– put Arkansas into the West Regional at Oakland. Defeating Kansas in the Sweet 16, and struggling from behind against eight–ranked Duke, Smith fulfilled her destiny appropriately at the free throw line. In the waning seconds, Duke fouled Smith twice and she calmly sank all four to send Arkansas to the Final Four in Kansas City. It remains to this day the only time an unranked team reached the Final Four.

Smith closed her career second all–time in assists and fifth in scoring. Only 31 assists shy of her coach Amber Nicholas' record, she certainly would have closed No. 1 in assists without her knee injury. She remains the highest scoring point guard in school history.

Along with her All–SEC honors, Christy was a member of the inaugural AP Women's All–America Team in 1995. She was a four–time honorable mention AP All–American, a feat made more notable by her season ending knee injury in 1996.

CHRISTY SMITH TODAY

Following her trip to the Final Four, Smith was a second round draft pick of the Charlotte Sting, and as the starting point guard for the franchise led the Sting to the WNBA Playoffs. Injuries limited her playing time the following season and eventually ended her professional career.

Smith was the fifth Razorback women's basketball player selected by the A–Club membership for inclusion in the Arkansas Hall of Honor. She was inducted in 2005.

She and former Razorback defensive back Jeromy Flowers have three children. She is currently the head coach at Incarnant Word in San Antonio, Texas.

RECORDS

The highest scoring point guard in Arkansas history, Smith was one of the most accurate free throw shooters in the nation during her career. In fact, she led Division I in 1994–95 for the season and had the single best game in all of Division I in 1995–96.

CAREER

Three–point pct., half: 100 (5–of–5)
Free throw percentage, season: 89.9
Free throw pct., game: 100 (16–of–16)
Free throw pct., half: 100 (12–of–12)

CLASS RECORDS

Freshman steals, season: 89

In addition to these records, Smith holds another 14 records for SEC games only including career free throws, career free throw percentage and career consecutive SEC starts –– 43. In fact, she is the only Razorback to start every SEC game of her career that she was able to play.

CHRISTY SMITH'S CAREER STATS

YEAR	GP–GS	FG–FGA	PCT.	3P–3PA	PCT.	FT–FTA	PCT.	REB	RPG	PF–DQ	A	TO	BK	ST	PTS	PPG
94–95	30–30	117–307	.381	40–113	.354	134–149	.899	76	2.5	60–1	133	134	2	89	408	13.6
95–96	22–22	111–276	.402	31–102	.304	110–138	.797	73	3.3	47–0	97	88	1	44	363	16.5
96–97	28–27	100–273	.366	45–134	.336	98–121	.810	68	2.4	57–0	131	82	1	52	343	12.3
97–98	31–31	93–255	.365	40–116	.345	119–143	.832	77	2.5	67–0	146	89	2	54	345	11.1
TOTAL	111–110	421–1111	.379	156–465	.336	461–551	.837	294	2.7	231–1	507	393	6	239	1459	13.1

Perhaps the most famous picture in Arkansas history: Christy Smith falls to her knees at center court of the Oakland Coliseum after dribbling out the final seconds of Arkansas' win over Duke to advance to the Final Four.

HALL OF HONOR
TRACY WEBB



The fourth Razorback women's basketball player inducted into the Arkansas Sports Hall of Honor, Tracy Webb Rice was the fiery leader of the basketball team during its climb to power in the Southwest Conference era.

Webb's scrappy play resulted in four consecutive 20–win seasons, the Razorbacks' first women's basketball NCAA tournament appearance and first major title with the 1987 National Women's Invitational Tournament.

The leader of a recruiting class that put Arkansas on the map, the Batesville, Ark., native stole more than the basketball during her four–year career.

Aside from 293 basketballs, Webb stole the show and the hearts of Arkansas fans as one of the most popular on–the–court personalities of the mid–1980s. The first true point guard star, Webb finished her career holding almost all the Razorback assist and steal records. She was the first Razorback player to earn "first team" All–Southwest Conference honors, a distinction that began her senior season.

She was also one of the first three Razorbacks named conference player of the week. Her junior–season team was the first in school history to earn an NCAA berth, losing by a point at Missouri in the opening round, 66–65. Her senior season was exciting as the Razorbacks missed beating No. 1–ranked UT by a bucket in Fayetteville (59–56) and at the SWC Tournament (72–70), then was overlooked for a return trip to the NCAA. Fueled to prove they belonged in the NCAA, Webb's team crushed the WNIT field by a 16–point average as she was named the tournament MVP.

MAKING HER POINT

Back in the 1980s, the NCAA tournament was limited to only 32 bids, and as a result many great basketball players never reached the Big Dance. Such was the case for the 1986–87 Razorbacks and their leader, Tracy Webb. Snubbed by the NCAA committee, Webb and company headed west to Amarillo, Texas, and the National Women's Invitational Tournament on a mission. Not only did Arkansas want to win, the team crushed the opposition by a record–setting margin that stood until the end of the NWIT's existence. That same year, Webb had a profound impact on Arkansas' future as she impressed upon a young recruit, Amber Nicholas, her duty to stay home and take over for her at point guard.

RECORDS

One of the first true point guards in Arkansas history, Tracy Webb set the standard by which future "1" players were measured. When she finished her career in 1987, she held almost every guard oriented career mark, including assists, steals and free throw percentage. She still holds these Arkansas marks.

CAREER

Second for Steals, career: 293
Steals, season: 95
Personal fouls: 323

CLASS RECORDS

Senior season steals: 95
Senior game assists: 11 (tied)

She also holds the record for career assists and career steals in SWC games, plus the career and season records for best free throw percentage in SWC games.

TRACY RICE TODAY

After finishing her playing career at Arkansas, Tracy was a graduate assistant coach for the Razorbacks in 1987–88.

She worked for several years as a flight attendant for a major carrier. Married to Paul Rice and the mother of three, Webb lives in Hot Springs, Ark.

Tracy was the University of Arkansas' honored former player at the 2005 Southeastern Conference Women's Basketball Tournament in Greenville, S.C.

She was inducted into the Arkansas Sports Hall of Fame in 2008.

TRACY WEBB'S CAREER STATS

YEAR	GP–GS	FG–FGA	PCT.	3P–3PA	PCT.	FT–FTA	PCT.	REB	RPG	PF–DQ	A	TO	BK	ST	PTS	PPG
83–84	27–5	69–158	.437	n/a	–	75–109	.688	59	2.2	86–4	61	96	4	51	213	7.9
84–85	28–27	127–264	.481	n/a	–	102–142	.718	96	3.4	79–6	104	126	1	68	356	12.7
85–86	30–29	148–353	.419	n/a	–	91–130	.700	117	3.9	87–5	86	98	1	70	327	12.6
86–87	32–30	165–358	.461	1–7	.143	116–145	.800	116	3.6	73–5	173	135	0	95	447	14.0
TOTAL	117–91	509–1133	.449	1–7	.143	384–526	.730	388	3.3	325–20	424	455	6	284	1343	11.5

15

HALL OF HONOR
AMY WRIGHT

The all-time record holder for assists in a career (717) and second for a single season (205), Wright finished her career as the first starting point guard to take her team to four consecutive post-season appearances (1999-2000, WNIT; 2001-02, NCAA).

As a freshman, Wright guided Arkansas to the 1999 WNIT Championship. Her teams won 77 games, including three 20-win seasons, for one of the most successful four-year periods for Arkansas. Her senior season team set the Arkansas record for the least turnovers in a season.

After her playing career, she has become a successful Division I women's basketball assistant coach. An SEC Academic Honor Roll selection and member of the Arkansas Academic Honor Roll as a sophomore (1999-2000), Wright never missed a game, playing in a school-record 131 consecutive contests. She was named to the Women's Basketball News Service preseason All-America team in 2001-02.

Following her collegiate career, Wright participated in the WNBA Pre-Draft Camp and was drafted by the Detroit Shock in 2002.

A native of Williamsburg, Ind., Wright earned a bachelor's degree in marketing and management from Arkansas in 2002. She completed her master's degree in sports and administration from Ohio University in December 2012. Following her playing career, Wright went into coaching and currently serves as an assistant women's basketball coach at Texas A&M University.

AMY WRIGHT TODAY

Amy Wright is in her sixth season (2017-18) as an assistant coach at Texas A&M, working with Texas A&M's point guards, in-bound plays and serving as recruiting coordinator.

During her time at A&M, she helped the Aggies win the 2013 SEC Tournament Championship and reach the Elite Eight of the 2014 NCAA Tournament. She has helped the Aggies to two second-place finishes in the SEC in a five year span.

In her 13-year coaching career, Wright has been a part of 12 postseason teams, eight of which were NCAA Tournament teams, and has won four conference championships. Her teams have won 278 games, an average of 21.4 wins a year.

She has coached 11 first team all-conference selections, including Kelsey Bone (2012-13) and Courtney Walker (2013-14, 2014-15, 2015-16), who were named All-SEC at Texas A&M.

RECORDS

Amy Wright led Arkansas in assists four consecutive seasons erasing one of the oldest records in program history with 717 career helps. She is one of just three point guards (Tracy Webb, C'eira Ricketts) to lead the Razorbacks in assists all four seasons.

CAREER

Assists: 717 (4 seasons, 131 games played)
Games Played: 131 (tied for lead)
Assists in a season: 205, 2001-02 (second)
Free throw pct., half: 100 (12-of-12)

CLASS RECORDS

Freshman assists, game: 12 vs. LSU (tied for 1st)
Freshman assists, season: 172
Senior assists, game: 11 vs. KSU (tied for 1st)
Senior assists, season: 205

AMY WRIGHT'S CAREER STATS

YEAR	GP-GS	FG-FGA	PCT.	3P-3PA	PCT.	FT-FTA	PCT.	REB	RPG	PF-DQ	A	TO	BK	ST	PTS	PPG
98-99	34-33	41-115	.357	7-35	.200	42-65	.646	62	1.8	81-2	172	113	5	38	131	3.9
99-00	32-30	47-123	.382	10-31	.323	40-59	.678	50	1.6	82-2	142	109	4	36	144	4.5
00-01	33-31	84-184	.457	9-30	.300	62-102	.608	106	3.2	75-0	198	124	12	54	239	7.2
01-02	32-31	64-196	.327	7-33	.212	76-117	.650	99	3.1	66-0	205	101	6	66	211	6.6
TOTAL	131-125	236-618	.382	33-129	.256	220-343	.641	317	2.4	304-4	717	447	27	194	725	5.5


NCAA
Wilson

HALLS OF FAME/HONOR

ARKANSAS SPORTS HALL OF FAME

(Established in January, 1959, to honor individuals who have made a special contribution to athletics in Arkansas.)

2006 BETTYE FISCUS

A native of Wynne, she is listed as the first "great" women's basketball player for the modern day Lady Razorbacks. Having guided Wynne to the 1981 state championship (scoring 18 points in the final 2:30 minutes of the title game), she also became a legend at the University of Arkansas. The first Lady Razorback to score more than 1,000 points in her career, Fiscus took the U of A to the Sweet 16 as a freshman. She's a member of the Southwest Conference's All–Decade team and had her number 5 jersey retired. She continues to hold a number of U of A records to this day. Fiscus is the program–leading scorer with 2,073 points, was the first player in program history to score 1,000 points and the only one to reach the 2,000–point plateau. Fiscus still holds program career records for points, field goals made (794), free throws made (485) and scoring average (18.5). She is a member of the Arkansas Hall of Honor and named an SEC Great in 2006.

2008 TRACY WEBB RICE

Tracy was a standout lady basketball player at Batesville High and was named "Player of the Year" by the Arkansas Democrat and the Associated Press. Playing on 2 state championship teams, she was named to the Gazette's Super Team, averaging 22.5 points, 8.6 rebounds, and 6 assist her senior season. She scored a career 1,691 points and was named state tournament MVP. Tracy was also a member of the state championship tennis doubles tennis team her sophomore & senior years. As a Lady Razorback true point guard, she gained All–SWC status, guiding Arkansas to 4 consecutive 20 win seasons and the NCAA tournament for the first time. She also guided the Lady'Backs to an WNIT title, grabbing MVP honors. Upon leaving the U of A she held most of the steal and assist records

2014 GARY BLAIR, WOMEN'S BASKETBALL COACH

Gary Blair is a former head women's basketball coach at the University of Arkansas and currently the head women's basketball coach at Texas A&M University. Blair led Arkansas to five NCAA appearances including the 1998 Final Four and four second round appearances including his last three seasons with the Razorbacks. During his tenure (1993–2003), the Razorbacks made eight postseason appearances in 10 years including earning a WNIT championship in 1999. Blair's overall record at Arkansas was 198–120 (.623). Blair is one of only three NCAA Division I women's basketball coaches to lead two schools to the NCAA Women's Final Four. Blair led Texas A&M to the 2011 national championship. At the start of this season, Blair had a 237–100 record at Texas A&M and a 645–263 overall record. He was the head coach at Stephen F. Austin from 1985–93, compiling a 210–43 record at the Texas school. He ranks among the top 20 in career victories and in the top 30 by winning percentage among active Division I coaches. Blair already has been inducted into three halls of fame: the Texas High School Basketball Hall of Fame in 2002, the Stephen F. Austin University Ladyjack Hall of Fame in 2008 and the Southland Conference Hall of Honor in 2009.

2015 CHRISTY SMITH

Christy Smith graduated from Arkansas with a bachelor's degree in exercise science in 1998 and a master's degree in biomechanics in 2001. She was a four–year starter at point guard from 1995–1998. Smith's honors include being a four–time honorable mention All–American, first–team All–SEC in 1998, second–team All–SEC in 1996 and 1997, SEC Freshman of the Year in 1995. Smith led Arkansas to the 1998 Final Four, and was a UA Sports Hall of Honor inductee in 2005. The Razorbacks were 84–41 overall in her four seasons with two NCAA Tournament appearances and a WNIT appearance. She is Arkansas' eighth all–time leading scorer with 1,459 career points, ranks fourth on career assists with 507 and third in steals with 239. She played two seasons in the WNBA with the Charlotte Sting after being a first–round draft pick, No. 17 overall, in 1998. Smith is married to Tommy Cook and has three kids: Daughter Dayton and sons Tyson and Crew.

UNIVERSITY OF ARKANSAS SPORTS HALL OF HONOR

The University of Arkansas Sports Hall of Honor was established in 1988 as a means of honoring the all–time great athletes and coaches that have done so much in establishing a tradition of excellence in University of Arkansas athletics. Only former Razorback letterwinners are allowed to vote. Bios from their induction release are posted if they were available.

1994 Bettye Fiscus

1998 Bev Lewis

Lewis spent 19 years (1989–2007) as the director of Women's Athletics. During her tenure, the University of Arkansas has moved to increase athletic participation for women with the addition of volleyball, golf, gymnastics and softball. All four sports competed in NCAA post–season competition by each inaugural recruiting class' senior season and have established them–selves as nationally competitive programs. Lewis received one of her greatest personal honors as Bob and Marilyn Bogle requested that Arkansas' new facility be named the Bev Lewis Center for Women's Athletics. Lewis' leadership was also key to the construction of Bogle Park and Razorback Field, the home to Razorback softball and Razorback soccer, respectively. Lewis served collegiate athletics at the highest level as an administrator, as a member of the NCAA Management Council, the NCAA Championship Cabinet and the Southeastern Conference Executive Committee. In 1998, she was voted into the University of Arkansas Hall of Honor for her contributions as a coach and administrator.

2000 Delmonica DeHorney

Named a Kodak All–American in 1990. – A two–time Southwest Conference Player of the Year and the league's Newcomer of the Year. – Still holds program records for field goal percentage (.609), free throw attempts (648) and blocks (235). – Led Arkansas in scoring in record–setting win over Texas that snapped a 183–game SWC win streak for the Longhorns and led to a conference title. – Member of the Arkansas Hall of Honor. For the latest information regarding Razorback basketball, please visit ArkansasRazorbacks.com or follow @RazorbackMBB and @RazorbackWBB on Twitter.

2002 Amber Nicholas Shirey

The 1990 Southwest Conference Tournament MVP, Amber Nicholas Shirey lettered from 1989–92 and was a two–time All–SWC selection. The career leader in assists at Arkansas prior to the 2002 season, no point guard has matched her team's run of back–to–back conference titles and three consecutive NCAA appearances. The only 1,000 point–500 assist Lady'Back, she was a two–time CoSIDA Academic All–American, was NCAA Woman of the Year for the state of Arkansas and received an NCAA Postgraduate Scholarship. Becoming an assistant coach in 1993, she was an assistant for the 1998 NCAA Final Four team.

2004 Tracy Webb Rice

The fourth Lady Razorback basketball player inducted into the Arkansas Sports Hall of Honor, Tracy Webb Rice was the fiery leader of the basketball team during its climb to power in the Southwest Conference era. Webb's scrappy play resulted in four consecutive 20–win seasons, the Lady'Backs' first NCAA tournament appearance and first major title with the 1987 National Women's Invitational Tournament. The leader of a recruiting class that put Arkansas on the map, the Batesville, Ark., native stole more than the basketball during her four–year career. Aside from 293 basketballs, Webb stole the show and the hearts of Lady'Back fans as one of the most popular on–the–court personalities of the mid–1980s. The first true point guard star, Webb finished her career holding almost all the Lady Razorback assist and steal records. She was the first Lady'Back player to earn "first team" all–Southwest Conference honors, a distinction that began her senior season. She was also one of the first three Lady'Backs named conference player of the week. Her junior season team was the first in school history to earn an NCAA berth,

losing by a point at Missouri in the opening round, 66–65. Her senior season was exciting as the Lady'Backs missed beating #1–ranked UT by a bucket in Fayetteville (59–56) and at the SWC Tournament (72–70), then was overlooked for a return trip to the NCAA. Fueled to prove they belonged in the NCAA, Webb's team crushed the WNIT field by a 16–point average as she was named the tournament MVP.

2005 Christy Smith

2014 Shameka Christon
The first Arkansas women's basketball player to earn Associated Press All–America honors, Hot Springs, Ark., native Shameka Christon became Arkansas' first, first–round professional draft selection after earning 2004 Southeastern Conference Player of the Year honors. Leading the league in scoring with 21.8 points–per–game her senior year, Christon played in three NCAA tournaments at Arkansas and closed her career as the second all–time leading scorer with 1,951 points. She led Arkansas to semifinal finishes at the 2001 and 2002 SEC Women's Basketball Tournament, still the all–time best performance for the Razorbacks. As a six–year veteran with the WNBA New York Liberty, she was on the 2004 Rookie Team and a WNBA All–Star in 2009. Christon was traded to the Chicago Sky for the 2011 season but injuries kept her out of the lineup. Christon is now with the Phoenix Mercury.

2017 Amy Wright
The all–time record holder for assists in a career (717) and second for a single season (205), Wright finished her career as the first starting point guard to take her team to four consecutive post–season appearances (1999–2000, WNIT; 2001–02, NCAA). As a freshman, Wright guided Arkansas to the 1999 WNIT Championship. Her teams won 77 games, including three 20–win seasons, for one of the most successful four–year periods for Arkansas. Her senior season team set the Arkansas record for the least turnovers in a season. After her playing career, she has become a successful Division I women's basketball assistant coach. An SEC Academic Honor Roll selection and member of the Arkansas Academic Honor Roll as a sophomore (1999–2000), Wright never missed a game, playing in a school–record 131 consecutive contests. She was named to the Women's Basketball News Service preseason All–America team in 2001–02. Following her collegiate career, Wright participated in the WNBA Pre–Draft Camp and was drafted by the Detroit Shock in 2002. A native of Williamsburg, Ind., Wright earned a bachelor's degree in marketing and management from Arkansas in 2002. She completed her master's degree in sports and administration from Ohio University in December 2012. Following her playing career, Wright went into coaching and currently serves as an assistant women's basketball coach at Texas A&M University.

2018 Sytia Messer
Named the most outstanding player of the 1998 NCAA West Regional, former Razorback women's basketball player Sytia Messer was an integral part of two of Arkansas' greatest women's basketball teams, the 1998 Final Four and 1999 WNIT Championship squads. Messer is a 1,000–point scorer (1,379) and, at 5–8, she pulled down 603 rebounds as one of the best rebounding guards in school history. She was a two–time captain for Arkansas as a junior and senior and she was named to the SEC All–Freshman team in 1996. Messer averaged 12.6 ppg in 1997–98, her best season, leading Arkansas to the program's first Final Four appearance. She was named to the Joe Smith Pre–Season All–American team in 1998–99 and then led her team as they ran the table to the WNIT title against Wisconsin. Along with her play for the Razorbacks, Messer also took time to play in the summer prior to graduation for the collegiate squad of Athletes in Action. She also played for the post–collegian Athletes in Action touring team. Following college, Messer began her coaching career with stops at Arkansas State, Memphis, Georgia Tech, Tennessee Tech and most recently Baylor.

SOUTHWEST CONFERENCE HALL OF FAME

The Texas Sports Hall of Fame (TSHOF), in conjunction with the Arkansas Sports Hall of Fame and the Little Rock Touchdown Club, announced the selection of Bettye Fiscus into its 2015 class of inductees for the Southwest Conference Hall of Fame.

1994 Bettye Fiscus
As the first female athlete inducted into the Arkansas Sports Hall of Honor in 1994, Bettye Fiscus set the definition by which all other Arkansas women's basketball players are judged. She was the first player to score over 1,000 points in a career, and broke the school record in only two seasons. She went on to become the only Razorback women's basketball player over 2,000 points, and until Razorback All–American Todd Day in the early 1990s, Fiscus was the University's all–time leading scorer. She averaged 18.5 points per game during her career. She was a Wade Trophy Award finalist, an award given to the nation's top women's player. Her jersey number – No. 5 – was the first to be retired by the University of Arkansas – male or female – and was placed in the trophy case and the rafters of Barnhill Arena.. In 2015 during a special ceremony, a banner was raised in her honor in Bud Walton Arena, the current home of Razorback Basketball. She still holds 12 Arkansas overall individual records including total points, career scoring average, field goals and free throws and eight class records. When she completed her career, she not only was the all–time leading scorer, but the leader in rebounds as well with 785.

2016 Bev Lewis (Women's Track and Field, Administrator)
Prior to Bev Lewis assuming the duties of director of women's athletics in 1989, her Razorback women's cross country and track teams had six top 20 national finishes, and she coached Team USA at the 1990 World Junior Cross Country Championships. Her coaching was instrumental in establishing Arkansas' perfect record of sending a team or individual to every collegiate national meet since the program's inception. Lewis also coached Arkansas' first women's conference championship team at the 1988 Southwest Conference Cross Country Championships. As a result, her peers voted her SWC Coach of the Year for the second year in a row. She also was named SWC Outdoor Track Coach of the Year in 1989. Lewis spent 19 years (1989–2007) as the director of Women's Athletics. She served collegiate athletics at the highest level as an administrator, as a member of the NCAA Management Council, the NCAA Championship Cabinet and the Southeastern Conference Executive Committee. From 2008–14, Lewis served as Associate Vice Chancellor and Executive Associate Athletic Director in the combined men's and women's athletic program. In 1998, she was voted into the University of Arkansas Hall of Honor for her contributions as a coach and administrator. In recognition of her outstanding achievements, Lewis was named to Arkansas Business magazine's "Top 100 Women in Arkansas" in 1996, 1997 and 1998. The publication also named her to their 2010 "Women of Influence" in Arkansas.

2017 Amber Nicholas Shirey
Selected in 2017, Amber Nicholas began her career at Arkansas as a player for the Razorbacks (1989–92) becoming the first women's student–athlete selected to receive a NCAA Postgraduate Scholarship. She closed her career as one of two players in school history to rank on four career total lists (points, 6th; rebounds, 10th; steals, 2nd; assists, 1st). Twice named All–Southwest Conference, she was the MVP of the 1991 SWC tournament, leading Arkansas to the first non–Texas title. Shirey equaled her court performance in the classroom. A kinesiology major, she had over a 3.9 GPA, and twice was voted to the College Sports Information Directors of America's Academic All–America Team. She was a three–time conference academic team member. Shirey graduated and went on to a student coaching role for one season before being named assistant coach, a position she held for 14 seasons with two different head coaches.
In 2007 Shirey redefined herself in a new role as executive director of operations, a position she held until returning to the sidelines as the Razorback assistant.

2018 Tracy Webb
The fourth Lady Razorback basketball player inducted into the Arkansas Sports Hall of Honor, Tracy Webb Rice was the fiery leader of the basketball team during its climb to power in the Southwest Conference era. Webb's scrappy play resulted in four consecutive 20–win seasons, the Lady'Backs' first NCAA tournament appearance and first major title with the 1987 National Women's Invitational Tournament. The leader of a recruiting class that put Arkansas on the map, the Batesville, Ark., native stole more than the basketball during her four–year career. Aside from 293 basketballs, Webb stole the show and the hearts of Lady'Back fans as one of the most popular on–the–court personalities of the mid–1980s. The first true point guard star, Webb finished her career holding almost all the Lady Razorback assist and steal records. She was the first Lady'Back player to earn "first team" all–Southwest Conference honors, a distinction that began her senior season. She was also one of the first three Lady'Backs named conference player of the week. Her junior season team was the first in school history to earn an NCAA berth, losing by a point at Missouri in the opening round, 66–65. Her senior season was exciting as the Lady'Backs missed beating #1–ranked UT by a bucket in Fayetteville (59–56) and at the SWC Tournament (72–70), then was overlooked for a return trip to the NCAA. Fueled to prove they belonged in the NCAA, Webb's team crushed the WNIT field by a 16–point average as she was named the tournament MVP.