

## • HOW TO FOLLOW •



**SEC NETWORK**  
Roy Philpott (PxP)  
Mark Wise (Analyst)



**RAZORBACK SPORTS NETWORK**  
Chuck Barrett (PxP)  
Matt Zimmerman (Analyst)
















**SATELLITE RADIO**  
Sirius: -- • XM: 374  
Online Channel: 374



**LIVE STATS / WATCH SEC NETWORK ONLINE**  
www.Arkansas.StatBroadcast.com  
http://www.espn.com/watch?id=5fbd05d7-4097-4a4e-92f3-fa01f754e5c9

## 2019-20 RAZORBACK SCHEDULE/RESULTS

**OVERALL: 18-11** H: 13-4 • R: 4-7 • N: 1-0  
**SEC: 6-10** Home: 4-4 • Road: 2-6  
[all times CENTRAL]

|            |  |   |  |
|------------|--|---|--|
| Nov. 5     |  RICE<br>OWLS                         | FAYETTEVILLE<br>Bud Walton Arena                |  W 91 43      |
| Nov. 12    |  NORTH TEXAS<br>MEAN GREEN            | FAYETTEVILLE<br>Bud Walton Arena                |  W 66 43      |
| Nov. 16    |  MONTANA +<br>GRIZZLIES               | FAYETTEVILLE<br>Bud Walton Arena                |  W 64 46      |
| Nov. 19    |  TEXAS SOUTHERN +<br>TIGERS           | FAYETTEVILLE<br>Bud Walton Arena                |  W 82 51      |
| Nov. 22    |  SOUTH DAKOTA +<br>COYOTES            | FAYETTEVILLE<br>Bud Walton Arena                |  W 77 56      |
| Nov. 25    |  AT GEORGIA TECH<br>YELLOW JACKETS    | ATLANTA, GA.<br>McCamish Pavilion               |  WOT 62 61    |
| Nov. 30    |  NORTHERN KENTUCKY +<br>NORSE         | FAYETTEVILLE<br>Bud Walton Arena                |  W 66 60      |
| Dec. 3     |  AUSTIN PEAY<br>GOVERNORS             | FAYETTEVILLE<br>Bud Walton Arena                |  W 69 61      |
| Dec. 7     |  AT WESTERN KENTUCKY<br>HILLTOPPERS   | BOWLING GREEN, KY.<br>E.A. Diddle Arena         |  OT L 79 86   |
| Dec. 14    |  TULSA<br>GOLDEN HURRICANE            | FAYETTEVILLE<br>Bud Walton Arena                |  W 98 79      |
| Dec. 21    |  VS VALPARAISO<br>CRUSADERS           | NORTH LITTLE ROCK<br>Simmons Bank Arena         |  W 72 68      |
| Dec. 29    |  AT INDIANA<br>HOOSIERS               | BLOOMINGTON, IND.<br>Simon Skjott Assembly Hall |  W 71 64      |
| Jan. 4     |  TEXAS A&M *<br>AGGIES                | FAYETTEVILLE<br>Bud Walton Arena                |  W 69 59      |
| Jan. 8     |  AT LSU *<br>TIGERS                   | BATON ROUGE, LA.<br>Maravich Assembly Center    |  L 77 79      |
| Jan. 11    |  AT OLE MISS *<br>REBELS             | OXFORD, MISS.<br>The Pavilion                   |  W 76 72     |
| Jan. 15    |  VANDERBILT *<br>COMMODORES         | FAYETTEVILLE<br>Bud Walton Arena                |  W 75 55    |
| Jan. 18    |  #10/12 KENTUCKY *<br>WILDCATS      | FAYETTEVILLE<br>Bud Walton Arena                |  L 66 73    |
| Jan. 22    |  AT MISSISSIPPI STATE *<br>BULLDOGS | STARKVILLE, MISS.<br>Humphrey Coliseum          |  L 70 77    |
| Jan. 25    |  TCU %<br>HORNED FROGS              | FAYETTEVILLE<br>Bud Walton Arena                |  W 78 67    |
| Jan. 29    |  SOUTH CAROLINA *<br>GAMECOCKS      | FAYETTEVILLE<br>Bud Walton Arena                |  L 77 79    |
| Feb. 1     |  AT ALABAMA *<br>CRIMSON TIDE       | TUSCALOOSA, ALA.<br>Coleman Coliseum            |  W 82 78    |
| Feb. 4     |  #10/11 AUBURN *<br>TIGERS          | FAYETTEVILLE<br>Bud Walton Arena                |  OT L 76 79 |
| Feb. 8     |  AT MISSOURI *<br>TIGERS            | COLUMBIA, MO.<br>Mizzou Arena                   |  OT L 79 83 |
| Feb. 11    |  AT TENNESSEE *<br>VOLUNTEERS       | KNOXVILLE, TENN.<br>Thompson-Boling Arena       |  L 61 82    |
| Feb. 15    |  MISSISSIPPI STATE *<br>BULLDOGS    | FAYETTEVILLE<br>Bud Walton Arena                |  L 77 78    |
| Feb. 18    |  AT FLORIDA *<br>GATORS             | GAINESVILLE, FLA.<br>Exactech Arena             |  L 59 73    |
| Feb. 22    |  MISSOURI *<br>TIGERS               | FAYETTEVILLE<br>Bud Walton Arena                |  W 78 68    |
| Feb. 26    |  TENNESSEE *<br>VOLUNTEERS          | FAYETTEVILLE<br>Bud Walton Arena                |  W 86 69    |
| Feb. 29    |  AT GEORGIA *<br>BULLDOGS           | ATHENS, GA.<br>Stegeman Coliseum                |  L 89 99    |
| Mar. 4     |  LSU *<br>TIGERS                    | FAYETTEVILLE<br>Bud Walton Arena                |  6:00 PM    |
| Mar. 7     |  AT TEXAS A&M *<br>AGGIES           | COLLEGE STATION, TEXAS<br>Reed Arena            |  3:30 PM    |
| Mar. 11-15 |  AT SEC TOURNAMENT                  | NASHVILLE, TENN.<br>Bridgestone Arena           |  |

BOLD - Home Game \* - SEC Game  
+ - Collegiate Hoops Roadshow - Razorback Regional % - Big 12/SEC Challenge  
^ - SEC Tournament

Arkansas SID: Mike Cawood • tmcawood@uark.edu • 479-236-2090

www.ArkansasRazorbacks.com  
www.CoachMuss.com

@RazorbackMBB @RazorbackMBB /RazorbackMBB  
@EricPMusselman

# ARKANSAS RAZORBACKS

MARCH 4, 2020 • WEDNESDAY • 6:00 PM • FAYETTEVILLE, ARK.  
NOLAN RICHARDSON COURT / BUD WALTON ARENA (19,200)

## ARKANSAS RAZORBACKS

**Overall: 18-11 6-10 SEC**  
Head Coach: Eric Musselman (San Diego '87)  
At Arkansas: 18-11 (1st Yr) • Collegiate HC Record: 128-45 (5th Yr)

## LSU TIGERS

**Overall: 20-9 11-5 SEC**  
Head Coach: Will Wade (Clemson '05)  
At LSU: 63-29 (3rd Yr) • Overall: 154-74 (7th Yr)

### Versus LSU

This will be the 69th meeting between Arkansas and LSU. This is the 59th meeting since the Razorbacks joined the SEC for the 1991-92 season, making LSU its most common opponent over the span. LSU has won three of the last four in the series. The Razorbacks' lone win being a 90-89 upset of then #17 Tigers in Baton Rouge last year.

### LAST TIME THEY MET:

**BATON ROUGE • Jan. 8, 2020** - In a game that featured 19 lead changes - including eight inside the final five minutes - LSU's old-fashion 3-point play with eight seconds left proved to be the difference in a 79-77 victory over Arkansas at the Pete Maravich Assembly Center. Arkansas ended a 4:12 scoring drought when Jimmy Whitt Jr., hit a jumper in the lane with 38 seconds left to give Arkansas a 74-73 lead. LSU answered with an old-fashion 3-point play by Trendon Watford to go up two, 76-74, with 32 ticks left. Isaiah Joe came right back with an "and-one" of his own for a one-point Razorback lead with 21 seconds remaining. Adrio Bailey blocked the first Tigers shot attempt to regain the lead with 12 seconds left. However, the ball went out of bounds and LSU retained possession. LSU then got the ball to Watford, who converted the third old-fashion three-point play in three possessions for a two-point advantage. Arkansas' final shot attempt was blocked to give LSU to win. LSU out-rebounded Arkansas 53-24. LSU had 23 offensive rebounds and had 26 second-chance points compared to Arkansas' three offensive rebounds and zero second-chance points. Watford finished with 21 points and eight rebounds to lead the Tigers. Skylar Mays added 19 points while Darius Days had a double-double (16 points and 16 rebounds). Arkansas was led by Mason Jones (24 points) and Whitt (22).

### Seniors to Be Honored LSU Postgame

After the Arkansas-LSU game, the Department of Athletics will honor senior basketball players Jimmy Whitt Jr., Adrio Bailey, Jeantal Cyla and Jamario Bell. Also set to be recognized is manager Greg Croll and four-year student athletic trainer Caleb Maddock. Jimmy, Jeantal and Jamario all have their degrees and Adrio is on track to receive his.

### Jones Up for National Awards

Mason Jones is 1 of 5 finalists for the Jerry West Shooting Guard of the Year Award, the Naismith Memorial Basketball Hall of Fame announced on Mar. 3. Also a finalist are Kamar Baldwin (Butler), Ty-Shon Alexander (Creighton), Anthony Edwards (Georgia) and Myles Powell (Seton Hall). Mason Jones was one of 30 players named to the midseason list for the 2020 Citizen Naismith Trophy, the Atlanta Tipoff Club. Also making the 30-player list from the SEC were Anthony Edwards (UGA) and Nick Richards (UK). In early February, Isaiah Joe was named 1 of 10 finalists for the Jerry West Shooting Guard of the Year Award, given by the Naismith Memorial Basketball Hall of Fame.


### Versus LSU:

Arkansas Leads.....36-32  
Home.....ARK Leads.....19-8  
Away.....ARK Trails.....12-18  
Neutral.....ARK Trails.....5-6  
\* SEC ONLY.....ARK Leads.....32-27

|          |       |            |                 |
|----------|-------|------------|-----------------|
| 12/09/19 | L     | 62-46      | A               |
| 02/15/20 | L     | 64-50      | N (LR)          |
| 12/09/18 | L     | 67-58      | N (Shreveport)  |
| 12/21/16 | W     | 84-81 (OT) | N (Shreveport)  |
| 12/19/16 | L     | 72-70      | N (LR)          |
| 12/29/17 | 3/-   | W          | 67-62           |
| 12/20/19 | 20/6  | L          | 56-55           |
| 11/29/20 | 20/12 | W          | 86-76           |
| 03/20/18 | 20/4  | L          | 72-56           |
| 01/11/92 | 13/-  | W          | 101-90          |
| 03/03/92 | 7/23  | W          | 106-92 (OT)     |
| 02/02/93 | 17/-  | W          | 91-79           |
| 03/03/93 | 13/-  | W          | 88-75           |
| 01/11/94 | 4/-   | W          | 84-83           |
| 03/02/94 | 1/-   | W          | 108-105 (OT)    |
| 01/31/95 | 8/-   | W          | 105-81          |
| 02/22/95 | 8/-   | W          | 92-90           |
| 01/30/96 | W     | 76-68      | A               |
| 03/02/96 | W     | 94-79      | A               |
| 01/11/97 | W     | 82-57      | A               |
| 01/31/97 | L     | 66-64      | A               |
| 01/14/98 | 23/-  | W          | 62-59           |
| 01/28/98 | 15/-  | W          | 85-68           |
| 01/02/99 | 20/-  | W          | 80-75           |
| 01/27/99 | 21/-  | W          | 86-64           |
| 01/26/00 | L     | 96-75      | A               |
| 02/19/00 | -/16  | L          | 78-67           |
| 03/11/00 | -/10  | W          | 69-67           |
| 01/27/01 | W     | 59-52      | N (Atlanta)     |
| 02/17/01 | W     | 87-70      | A               |
| 03/09/01 | W     | 77-72      | N (Nashville)   |
| 01/13/02 | L     | 75-69      | A               |
| 02/16/02 | L     | 67-63      | A               |
| 01/22/03 | W     | 73-65      | A               |
| 02/22/03 | L     | 75-56      | H               |
| 03/13/03 | L     | 85-56      | N (New Orleans) |
| 01/06/04 | L     | 66-55      | H               |
| 02/07/04 | L     | 65-52      | A               |
| 01/19/05 | L     | 66-63 (OT) | A               |
| 02/12/05 | W     | 65-62      | H               |
| 01/11/06 | L     | 63-58      | H               |
| 02/08/06 | L     | 78-77      | A               |
| 01/20/07 | -/16  | W          | 72-52           |
| 02/10/07 | L     | 71-67      | A               |
| 01/26/08 | W     | 68-52      | A               |
| 02/20/08 | W     | 87-61      | H               |
| 01/31/09 | L     | 79-69      | A               |
| 02/18/09 | -/23  | L          | 72-69           |
| 02/10/10 | W     | 87-52      | H               |
| 02/24/10 | L     | 65-54      | A               |
| 01/12/11 | L     | 56-53      | A               |
| 02/12/11 | W     | 80-61      | H               |
| 01/14/12 | W     | 69-60      | H               |
| 02/04/12 | L     | 71-65      | A               |
| 03/08/12 | L     | 70-54      | N (New Orleans) |
| 02/27/13 | L     | 65-60      | A               |
| 02/01/14 | L     | 75-71      | A               |
| 02/15/14 | W     | 81-70      | H               |
| 03/07/15 | 18/-  | L          | 81-78           |
| 01/16/16 | L     | 76-74      | A               |
| 02/23/16 | W     | 85-65      | H               |
| 01/21/17 | W     | 99-86      | H               |
| 02/11/17 | W     | 78-70      | A               |
| 01/10/18 | L     | 75-54      | H               |
| 02/03/18 | L     | 94-86      | A               |
| 01/12/19 | L     | 94-88 (OT) | H               |
| 02/02/19 | -/19  | W          | 90-89           |
| 01/08/20 | L     | 79-77      | A               |



Jones is 1 of 30 Candidates





# ERIC MUSSELMAN

## ARKANSAS HEAD COACH

127-45 • 5th year as head collegiate coach  
503-291 • 14 seasons as professional head coach

### COLLEGIATE HEAD COACHING RECORD

| Year    | Record | Conference        | Postseason     |
|---------|--------|-------------------|----------------|
| 2015-16 | 24-14  | 10-8 MW (T4th)    | CBI Champion   |
| 2016-17 | 28-7   | 14-4 MW (1st) ^ * | NCAA 1st Round |
| 2017-18 | 29-8   | 15-3 MW (1st) ^   | NCAA Sweet 16  |
| 2018-19 | 29-5   | 15-3 MW (1st) ^   | NCAA 1st Round |

2019-20 18-11 6-10 SEC

Totals 128-45 60-28

^ - Regular season champion / \* - Tournament champion

Eric Musselman was named Arkansas' 13th head men's basketball coach on April 7, 2019. He has over 30 years of coaching experience, including four as a head coach at Nevada and 14 as a professional head coach.

In his four years as Nevada head coach, Musselman won at least 24 games each season (24, 28, 29 and 29) to post a 110-34 record and .764 winning percentage - sixth-best among active Division I coaches. Prior to entering the collegiate head coaching ranks, Musselman was a head coach for seven professional teams, including two seasons with the Golden State Warriors (2002-04) and one with the Sacramento Kings (2006-07). He has won over 550 games as a professional head coach with a combined winning percentage of .626 (553-330).

Musselman is married to Danyelle Sargent Musselman who has worked at ESPN, Fox Sports and the NFL Network as a broadcaster. Musselman has two sons Michael and Matthew and the couple has a daughter Mariah.

Musselman's father Bill was also an NBA head coach and they were the first father-son combination to become head coaches in the NBA.

## 2019-20 RAZORBACKS

| No. | Name                     | Pos. | Yr.    | Ht. | Wt. | Hometown            | High School/Previous School                   |
|-----|--------------------------|------|--------|-----|-----|---------------------|---|
| 0   | Jeantal Cylla            | F    | Gr.Sr. | 6-7 | 215 | Lake Worth, Fla.    | Lake Worth Christian / UNC Wilmington         |
| 1   | Isaiah Joe               | G    | So.    | 6-5 | 180 | Fort Smith, Ark.    | Fort Smith Northside HS                       |
| 2   | Adrio Bailey             | F    | Sr.    | 6-6 | 222 | Clarence, La.       | Lakeview HS                                   |
| 3   | Desi Sills               | G    | So.    | 6-1 | 196 | Jonesboro, Ark.     | Jonesboro HS                                  |
| 5   | Jalen Harris             | G    | Jr.    | 6-2 | 172 | Wilson, N.C.        | Word of God Christian Acad. / New Mexico      |
| 12  | Ty Stevens               | G    | Jr.    | 6-2 | 187 | Republic, Mo.       | Republic HS                                   |
| 13  | Emeka Obukwelu           | F    | R-Jr.  | 6-8 | 230 | Plano, Texas        | West Plano HS (UT Tyler)                      |
| 14  | Jamario Bell             | F    | Gr.Sr. | 6-5 | 250 | Junction City, Ark. | Junction City HS                              |
| 15  | Mason Jones              | G    | Jr.    | 6-5 | 207 | Desoto, Texas       | Triple A Academy / Connors State College      |
| 24  | Ethan Henderson          | F    | So.    | 6-8 | 210 | Little Rock, Ark.   | Parkview Magnet HS                            |
| 33  | Jimmy Whitt Jr.          | G    | Gr.Sr. | 6-3 | 175 | Columbia, Mo.       | Hickman HS / SMU                              |
| 35  | Reggie Chaney            | F    | So.    | 6-8 | 222 | Tulsa, Okla.        | Findlay Prep (Henderson, Nev.)                |
| 11  | JD Notae                 | G    | Jr.    | 6-2 | 185 | Covington, Ga.      | Newton HS / Jacksonville                      |
| 22  | Abayomi (Bay-Bey) Iyiola | F    | Jr.    | 6-9 | 210 | Atlanta, Ga.        | Greenforest-McCaleb Christian Acad. / Stetson |
| 23  | Connor Vanover           | F    | So.    | 7-3 | 225 | Little Rock, Ark.   | Findlay Prep (Nev.) / California              |

|  |                                     |                                |                        |
|--|-------------------------------------|--------------------------------|------------------------|
| <b>Head Coach</b>                      | Eric Musselman                      | San Diego, 1987                | 1st Season at Arkansas |
| <b>Associate Head Coach</b>            | Chris Crutchfield                   | Nebraska-Omaha, 1992           | 1st Season at Arkansas |
| <b>Assistant Coach</b>                 | Corey Williams                      | Oklahoma State, 2002           | 1st Season at Arkansas |
| <b>Assistant Coach</b>                 | Clay Moser                          | Wisconsin-La Crosse, 1987      | 1st Season at Arkansas |
| <b>Director of Operations</b>          | Anthony Ruta                        | Arizona State, 2012            | 1st Season at Arkansas |
| <b>Special Assistant to Head Coach</b> | Hays Myers                          | LSU, 2016                      | 1st Season at Arkansas |
| <b>Video Coordinator</b>               | Riley Hall                          | Arkansas, 2016                 | 4th Season at Arkansas |
| <b>Director of Recruiting</b>          | Michael Musselman                   | San Diego, 2018                | 1st Season at Arkansas |
| <b>Recruiting Coordinator</b>          | Patrick Ackerman                    | Detroit Mercy, 2016            | 1st Season at Arkansas |
| <b>Head Athletic Trainer</b>           | Mark O'Neal                         | Arkansas, 1989                 | 1st Season at Arkansas |
| <b>Head Strength Coach</b>             | Dave Richardson                     | Louisiana-Monroe, 1989         | 2nd Season at Arkansas |
| <b>Graduate Assistants</b>             | Velton Kennedy (Arkansas, 2017)     | Trey Thompson (Arkansas, 2018) |                        |
|  | Sean Bair (Dickinson College, 2012) | Alec Kobre (Pacific, 2016)     |                        |
|  | Jeremiah Bonus (Dayton, 2017)       | Alex Dellett (Arkansas, 2018)  |                        |
|  | Max Pendery (Ohio, 2014)            | Bilal Rabbani (Emerson, 2017)  |                        |

**Student Assistant:** Khalil Garland

**Managers:** Clay Cunningham • Jacob Leonard • Tyson Hicks • Jack Hutchinson • Ethan Westerman  
Michael Justus • Greg Croll • Luke Loveless • Jarod Summons • Zeb Wilson

## MUSSELMAN FILE

• Hometown: Ashland, Ohio  
• Birth Date: November 19, 1964  
• Wife: Danyelle • Children: Michael, Matthew, Mariah

## RAZORBACK ACTIVE ROSTER

|   |   |  |
|---|---|--|
| <br><b>#2 • Adrio BAILEY</b><br>Recreation & Sport MGMT                      | <br><b>#14 • Jamario BELL</b><br>Recreation & Sport MGMT             | <br><b>#35 • Reggie CHANEY</b><br>Recreation & Sport MGMT             |
| <br><b>#0 • Jeantal CYLLA</b><br>Adult & Lifelong Learning                   | <br><b>#5 • Jalen HARRIS</b><br>Communications                       | <br><b>#24 • Ethan HENDERSON</b><br>Recreation & Sport MGMT           |
| <br><b>#1 • Isaiah JOE</b><br>Recreation & Sport MGMT                        | <br><b>#15 • Mason JONES</b><br>Communications                       | <br><b>#13 • Emeka OBUKWELU</b><br>Biology                            |
| <br><b>#3 • Desi SILLS</b><br>Recreation & Sport MGMT                        | <br><b>#12 • Ty STEVENS</b><br>Business Finance                      | <br><b>#33 • Jimmy WHITT Jr.</b><br>Adult & Lifelong Learning         |
| <br><b>CHRIS CRUTCHFIELD</b><br>Associate Head Coach<br>Nebraska-Omaha '92 | <br><b>COREY WILLIAMS</b><br>Assistant Coach<br>Oklahoma State '02 | <br><b>CLAY MOSER</b><br>Assistant Coach<br>Wisconsin-La Crosse '87 |

## PRONUNCIATION GUIDE

|                   |                               |
|-------------------|-------------------------------|
| 2 Adrio Bailey    | Á-dree-OH                     |
| 0 Jeantal Cylla   | GENE-tall...SILL-uh           |
| 22 Abayomi Iyiola | AB-bah-YUM-ee ... EE-EE-oh-la |
| 11 JD Notae       | No-TAY                        |
| 13 Emeka Obukwelu | Eh-MEHK-uh...O-Boo-Quay-Lu    |
| 3 Desi Sills      | Dez-ee                        |
| Anthony Ruta      | ROO-tuh                       |

## ROSTER BY STATE

|                           |               |
|---------------------------|---------------|
| <b>Arkansas (5)</b>       |               |
| 14 Jamario Bell           | Junction City |
| 24 Ethan Henderson        | Little Rock   |
| 1 Isaiah Joe              | Fort Smith    |
| 3 Desi Sills              | Jonesboro     |
| 24 Connor Vanover         | Little Rock   |
| <b>Florida (1)</b>        |               |
| 0 Jeantal Cylla           | Lake Worth    |
| <b>Georgia (2)</b>        |               |
| 22 Abayomi Iyiola         | Atlanta       |
| 11 JD Notae               | Covington     |
| <b>Louisiana (1)</b>      |               |
| 2 Adrio Bailey            | Clarence      |
| <b>Missouri (2)</b>       |               |
| 12 Ty Stevens             | Republic      |
| 33 Jimmy Whitt Jr.        | Columbia      |
| <b>North Carolina (1)</b> |               |
| 5 Jalen Harris            | Wilson        |
| <b>Texas (2)</b>          |               |
| 15 Mason Jones            | Desoto        |
| 4 Emeka Obukwelu          | Plano         |
| <b>Oklahoma (1)</b>       |               |
| 35 Reggie Chaney          | Tulsa         |

## ROSTER BY CLASS

|                            |         |
|----------------------------|---------|
| <b>Graduate Senior (3)</b> |         |
| 0 Jeantal Cylla            | Forward |
| 14 Jamario Bell            | Forward |
| 33 Jimmy Whitt Jr.         | Guard   |
| <b>Senior (1)</b>          |         |
| 2 Adrio Bailey             | Forward |
| <b>Redshirt Junior (1)</b> |         |
| 4 Emeka Obukwelu           | Forward |
| <b>Junior (5)</b>          |         |
| 5 Jalen Harris             | Guard   |
| 22 Abayomi Iyiola          | Forward |
| 15 Mason Jones             | Guard   |
| 11 JD Notae                | Guard   |
| 12 Ty Stevens              | Guard   |
| <b>Sophomore (5)</b>       |         |
| 35 Reggie Chaney           | Forward |
| 24 Ethan Henderson         | Forward |
| 1 Isaiah Joe               | Guard   |
| 3 Desi Sills               | Guard   |
| 24 Connor Vanover          | Forward |
| <b>Freshmen (0)</b>        |         |
| - NONE -                   |         |

## MUSSELMAN CAREER HEAD COACHING RECORD

\* - Professional basketball **DOES NOT** count postseason in overall W-L records

**2003 NBA Coach of the Year Runner-Up**  
**2012 NBA D-League Coach of the Year**  
**2016 Bleacher Report Mountain West Coach of the Year**  
**2017 USBWA District VIII Coach of the Year**  
**2018 USBWA District VIII • NABC District 17 • Mountain West Coach of the Year**

| COLLEGIATE      | 5th Season     | 128-45         | 7-4 Postseason               |
|-----------------|----------------|----------------|------------------------------|
| Nevada          | 4 years        | 110-34         | 7-4 Postseason               |
| Arkansas        | 1st year       | 18-11          | --                           |
| PROFESSIONAL    | 14 Seasons     | 503-291        | 50-39 Postseason * (553-330) |
| <b>CBA</b>      | <b>7 years</b> | <b>270-122</b> | <b>39-34 Postseason *</b>    |
| Rapid City      | 5 years        | 191-89         | 27-25 Postseason *           |
| Florida         | 2 years        | 79-33          | 12-9 Postseason *            |
| <b>USBL</b>     | <b>2 years</b> | <b>53-3</b>    | <b>4-0 Postseason *</b>      |
| Florida         | 2 years        | 53-3           | 4-0 Postseason *             |
| <b>NBA</b>      | <b>3 years</b> | <b>108-138</b> | <b>--</b>                    |
| Golden State    | 2 years        | 75-89          | --                           |
| Sacramento      | 1 year         | 33-49          | --                           |
| <b>D-League</b> | <b>2 years</b> | <b>72-28</b>   | <b>7-5 Postseason *</b>      |
| Reno            | 1 year         | 34-16          | 2-3 Postseason *             |
| Los Angeles     | 1 year         | 28-12          | 5-2 Postseason *             |
| INTERNATIONAL   | 3 Years        | 24-14          | --                           |
| Dominican       | 1 years        | 5-1            | --                           |
| Venezuelan      | 2 years        | 19-13          | --                           |

## MUSSELMAN AS HEAD COACH BY YEAR

| Year    | Team            | League   | Record | Note for the Season                           | Reg. Season Div./Conf. Finish | Postseason          |
|---------|-----------------|----------|--------|---|-------------------------------|---------------------|
| 1989-90 | Rapid City      | CBA      | 42-14  | <b>MOST WINS IN CBA</b>                       | 1st National Conf.            | Finals (8-8)        |
| 1991-92 | Rapid City      | CBA      | 37-19  | <b>2nd-most wins in CBA</b>                   | 1st National Conf.            | Finals (9-7)        |
| 1992-93 | Rapid City      | CBA      | 44-12  | <b>MOST WINS IN CBA</b>                       | 1st National Conf.            | Conf. Finals (5-3)  |
| 1993-94 | Rapid City      | CBA      | 37-19  | <b>MOST WINS IN CBA</b>                       | 1st National Conf.            | Conf. Finals (5-5)  |
| 1994-95 | Rapid City      | CBA      | 31-25  | 6th-most wins in CBA                          | 5th National Conf.            | Conf. 1st Rd (0-2)  |
| 1995-96 | Florida         | CBA      | 41-15  | <b>MOST WINS IN CBA</b>                       | 1st National Conf.            | Conf. Finals (5-3)  |
| 1996-97 | Florida         | CBA      | 38-18  | <b>2nd-most wins in CBA</b>                   | 1st American Conf.            | Finals (7-6)        |
| 1995    | Florida         | USBL     | 25-2   | <b>MOST WINS IN USBL</b>                      | 1st Overall                   | Champion (1-0)      |
| 1996    | Florida         | USBL     | 28-1   | <b>MOST WINS IN USBL</b>                      | 1st Southern Div.             | Champion (3-0)      |
| 2002-03 | Golden State    | NBA      | 38-44  | 6th Pacific Division                          | 11th Western Conf.            | --                  |
| 2003-04 | Golden State    | NBA      | 37-45  | 14th Pacific Division                         | 11th Western Conf.            | --                  |
| 2006-07 | Sacramento      | NBA      | 33-49  | 5th Pacific Division                          | 11th Western Conf.            | --                  |
| 2010-11 | Reno            | D-League | 34-16  | <b>2nd-most wins in NBADL</b>                 | 1st Western Conf.             | Semifinals (2-3)    |
| 2011-12 | Los Angeles     | D-League | 38-12  | <b>MOST WINS IN NBADL</b>                     | 1st Western Conf.             | Finals (5-2)        |
| 2015-16 | Nevada          | NCAA     | 24-14  | T49th - Most wins NCAA                        | T4th Mountain West            | CBI Champion (5-1)  |
| 2016-17 | Nevada          | NCAA     | 28-7   | T16th - Most wins NCAA                        | 1st Mountain West             | NCAA 1st Rd (0-1)   |
| 2017-18 | Nevada          | NCAA     | 29-8   | T11th - Most wins NCAA                        | 1st Mountain West             | NCAA Sweet 16 (2-1) |
| 2018-19 | Nevada          | NCAA     | 29-5   | T15th - Most wins NCAA                        | 1st Mountain West             | NCAA 1st Rd (0-1)   |
| 2019-20 | Arkansas        | NCAA     | 18-11  | --  | --                            | --                  |
| 2010    | Dominican Team  |          | 5-1    | Silver Medal Centrobasket Championship        |                               |                     |
| 2011    | Venezuelan Team |          | 12-9   | 5th FIBA Americas Championship                |                               |                     |
| 2012    | Venezuelan Team |          | 7-4    | Silver Medal FIBA South American Championship |                               |                     |

## MUSSELMAN COACHING JOBS BY YEAR

|            |             |                        |      |         |               |                          |       |
|------------|-------------|------------------------|------|---------|---------------|--------------------------|-------|
| 1989-90    | Head Coach  | Rapid City Thrillers   | CBA  | 2004-05 | Asst. Coach   | Memphis Grizzlies        | NBA   |
| 1990-91    | Asst. Coach | Minnesota Timberwolves | NBA  | 2005-06 | Asst. Coach   | Memphis Grizzlies        | NBA   |
| 1991-92    | Head Coach  | Rapid City Thrillers   | CBA  | 2006-07 | Head Coach    | Sacramento Kings         | NBA   |
| 1992-93    | Head Coach  | Rapid City Thrillers   | CBA  | 2007-10 | DID NOT COACH |                          |       |
| 1993-94    | Head Coach  | Rapid City Thrillers   | CBA  | 2010-11 | Head Coach    | Reno Bighorns            | NBADL |
| 1994-95    | Head Coach  | Rapid City Thrillers   | CBA  | 2011-12 | Head Coach    | Los Angeles Defenders    | NBADL |
| Spring '95 | Head Coach  | Florida Sharks         | USBL | 2012-13 | Asst. Coach   | Arizona State Sun Devils | NCAA  |
| 1995-96    | Head Coach  | Florida Beachdogs      | CBA  | 2013-14 | Assoc HC      | Arizona State Sun Devils | NCAA  |
| Spring '96 | Head Coach  | Florida Sharks         | USBL | 2014-15 | Assoc. HC     | LSU Tigers               | NCAA  |
| 1996-97    | Head Coach  | Florida Beachdogs      | CBA  | 2015-16 | Head Coach    | Nevada Wolf Pack         | NCAA  |
| 1998-99    | Asst. Coach | Orlando Magic          | NBA  | 2016-17 | Head Coach    | Nevada Wolf Pack         | NCAA  |
| 1999-00    | Asst. Coach | Orlando Magic          | NBA  | 2017-18 | Head Coach    | Nevada Wolf Pack         | NCAA  |
| 2000-01    | Asst. Coach | Atlanta Hawks          | NBA  | 2018-19 | Head Coach    | Nevada Wolf Pack         | NCAA  |
| 2001-02    | Asst. Coach | Atlanta Hawks          | NBA  | 2019-20 | Head Coach    | Arkansas Razorbacks      | NCAA  |
| 2002-03    | Head Coach  | Golden State Warriors  | NBA  |         |               |                          |       |
| 2003-04    | Head Coach  | Golden State Warriors  | NBA  |         |               |                          |       |

## Joe Impressive Since Returning; Scores 21, 22 and 26

- Isaiah Joe returned to the Razorback lineup versus Missouri after missing five games due to knee surgery. The Razorbacks were 0-5 with Joe out of the lineup including two overtime losses (vs Auburn and at Missouri) and a loss at the buzzer versus Mississippi State.
- IN HIS THREE GAMES BACK** is averaging 23.0 ppg || 11-of-28 (39.3%) from 3PT || 22-of-22 from FT || 5 steals || drawn five charges.
- MISSOURI:** Joe finished with a game-high 21 points in his return (5-of-10 from 3PT) with three rebounds, three assists, one steal and one charge taken.
- TENNESSEE:** Joe followed that with a 22-point performance in a win over Tennessee. He was 12-of-12 from the free throw line, took two charges and had two steals.
- AT GEORGIA:** Joe tied for game-high honors with 26 points, making four triples and going 6-of-6 at the free throw line. He added two steals and took a charge. With Arkansas down 15, Joe scored nine points in an 11-4 run to make it an eight-point game at the break.

## This and That

- Arkansas has committed single-digit turnovers in each of the last three games (8 vs Missouri, 7 vs Tennessee and 6 at Georgia).
- In the last five games, opponents have not had more than five steals, including 5 by Miss State and Florida, 4 by Missouri, 3 by Tennessee and 2 by Georgia.
- Arkansas lost at Georgia despite scoring 89 points. The Razorbacks are 3-1 this year when scoring in the 80's and Coach Musselman is 45-3 as a collegiate head coach when scoring in the 80's.
- Arkansas had three players score at least 20 points at Georgia: Mason Jones 26, Isaiah Joe 26 and Desi Sills 21. The last time that happened was in 20015 versus Ole Miss, ironically a game Arkansas also lost.
- Thanks to a career-high 21 points from Desi Sills, Arkansas lost despite out-scored Georgia's bench, 26-19. Arkansas is now 7-1 this year when out-scoring opponents' bench and Coach Musselman is 60-2 when his teams out-score opponents' bench.
- Georgia scored 47 points in the first half and 52 in the second, both season highs for a Razorback opponent. Arkansas scored 50 in the second half. It was the third time the Hogs have scored 50 in a half (50 in 1st vs Tulsa and 52 in 2nd vs Rice).

## HOGS #1 IN NCAA IN DEFENDING 3; How Hogs Create Possessions

- The Razorbacks have held opponents to shooting 29 percent or worse from 3-point range 19 times. In SEC play, Arkansas held Texas A&M to 28.6% (1/4), LSU to 26.7% (1/8), Ole Miss to 23.1%, Vandy to 25%, Alabama to 25.8%, Auburn to 25.8%, Missouri to 18.3% (2/8). Missouri to 19.0% (2/22) and Tennessee to 23.5%.
- Arkansas' 26.2% 3-point defense ranks 1st NCAA / 1st SEC**
- Arkansas only commits 11.6 turnovers/gm for the season and just 10.1 in SEC play – **both are the fewest in SEC** – while **forcing a league-best 16.24 turnovers/gm**. Overall, Arkansas has committed single-digit turnovers nine times this year (8 vs South Dakota, 8 vs Tulsa, 9 versus Texas A&M, 7 at LSU, 7 vs Vandy, 7 at Mississippi State, 8 vs Mizzou, 7 vs Tennessee and 6 at Georgia).
- Arkansas' +4.7 turnover margin ranks 9th NCAA / 1st SEC**
- Arkansas has **SEC-best** 239 steals for the season and 118 in SEC games – four shy of South Carolina for the lead. Arkansas has double-digit steals eight times this year – 14 vs Rice, 13 vs Texas Southern, 11 vs North Texas, 11 vs Montana, 15 at Georgia Tech, 12 vs Tulsa, 11 at Alabama and 14 vs Auburn.
- Arkansas' 8.2 steals per game ranks 26th NCAA / 1st SEC**
- Arkansas' 239 total steals rank 32nd NCAA / 1st SEC**
- The Razorbacks have forced at least 15 turnovers 19 times this season, including a season-high 27 in the season opener versus Rice. TCU had 19. Auburn had 18 turnovers; Texas A&M, Alabama and Missouri into 17 turnovers; Ole Miss, Vanderbilt, Kentucky, South Carolina and Miss State (2/15) each had 16 and Florida into 15.
- The 16.24 turnovers forced ranks 23rd NCAA / 1st SEC.**
- In the last three games, Arkansas only committed 21 turnovers (8 vs Mizzou, 7 vs Tennessee and 6 at Georgia). The Hogs committed just 10 turnovers at Alabama and versus Auburn. Overall, the Hogs have committed 10 or less turnovers 14 times this season.
- The 11.6 turnovers committed ranks 42nd-fewest in the NCAA / 1st SEC**
- The 33.6 turnovers committed ranks 38th-fewest NCAA / 1st SEC.**

## More On Being Turnover Margin Leader

- OVERALL:** Arkansas ranks 9th in the NCAA and leads the SEC in turnover margin at +4.7.
- The next closest in the SEC is South Carolina at +2.4.
- Arkansas is forcing an SEC-best 16.2 turnovers per game.
- Arkansas (471) and South Carolina (453) are the only teams in the SEC to force over 450 turnovers this season.
- Arkansas leads in the SEC in fewest turnovers (335 total - 11.6 avg).
- IN SEC PLAY,** Arkansas leads the league in turnover margin at +4.4.
- The next closest in the SEC is South Carolina at +2.5.
- Arkansas is forcing 14.5 turnovers per game - 3rd-best in SEC play.
- Arkansas has an SEC-low 10.1 turnovers per game.
- Arkansas has committed just 161. The next closest is LSU with 179.
- Arkansas has been up and down this year when it comes to committing turnovers.
- Arkansas started the season by committing 18 in each exhibition game and **21 in the season opener versus Rice – tying for the most by an Eric Musselman-coached**

**• MISCELLANEOUS STATS •**

**DOUBLE-FIGURE SCORING GAMES**

| Player    | 15-16 | 16-17 | 17-18 | 18-19 | 19-20 | Career |
|-----------|-------|-------|-------|-------|-------|--------|
| Whitt Jr. | 9     | NA    | 16    | 19    | 21    | 65     |
| Joe       | NA    | NA    | NA    | 28    | 19    | 47     |
| Cylla     | 14    | 11    | NA    | 22    | -     | 47     |
| Jones     | NA    | NA    | NA    | 22    | 24    | 46     |
| Sills     | NA    | NA    | NA    | 5     | 15    | 20     |
| Harris    | NA    | 2     | NA    | 11    | 2     | 15     |
| Bailey    | NA    | 1     | 3     | 5     | 7     | 16     |
| Chaney    | NA    | NA    | NA    | 6     | 3     | 9      |

**20+ POINT SCORING GAMES**

| Player    | 15-16 | 16-17 | 17-18 | 18-19 | 19-20 | Career |
|-----------|-------|-------|-------|-------|-------|--------|
| Jones     | NA    | NA    | NA    | 7     | 14    | 21     |
| Whitt Jr. | 1     | NA    | 1     | 6     | 7     | 13     |
| Joe       | NA    | NA    | NA    | 5     | 8     | 13     |
| Cylla     | 3     | 0     | --    | 7     | -     | 10     |
| Sills     | NA    | NA    | NA    | 0     | 2     | 2      |
| Bailey    | NA    | 0     | 0     | 1     | -     | 1      |

**30+ POINT SCORING GAMES**

| Player    | 15-16 | 16-17 | 17-18 | 18-19 | 19-20 | Career |
|-----------|-------|-------|-------|-------|-------|--------|
| Jones     | NA    | NA    | NA    | 2     | 7     | 9      |
| Joe       | NA    | NA    | NA    | 1     | 2     | 3      |
| Whitt Jr. | 0     | NA    | 0     | 0     | 1     | 1      |

**3+ THREE-POINTERS IN A GAME**

| Player | 15-16 | 16-17 | 17-18 | 18-19 | 19-20 | Career |
|--------|-------|-------|-------|-------|-------|--------|
| Joe    | NA    | NA    | NA    | 20    | 16    | 36     |
| Jones  | NA    | NA    | NA    | 12    | 9     | 21     |
| Sills  | NA    | NA    | NA    | 4     | 6     | 10     |
| Cylla  | 3     | 2     | NA    | 3     | -     | 8      |

**5+ THREE-POINTERS IN A GAME**

| Player | 15-16 | 16-17 | 17-18 | 18-19 | 19-20 | Career |
|--------|-------|-------|-------|-------|-------|--------|
| Joe    | NA    | NA    | NA    | 8     | 8     | 16     |
| Jones  | NA    | NA    | NA    | 4     | 2     | 6      |
| Cylla  | 1     | 0     | NA    | 1     | -     | 2      |

**DOUBLE FIGURE REBOUNTING GAMES**

| Player    | 15-16 | 16-17 | 17-18 | 18-19 | 19-20 | Career |
|-----------|-------|-------|-------|-------|-------|--------|
| Whitt Jr. | 0     | NA    | 2     | 5     | 2     | 9      |
| Cylla     | 1     | 1     | NA    | 1     | -     | 3      |
| Bailey    | NA    | 0     | 0     | 0     | 1     | 1      |
| Jones     | NA    | NA    | NA    | 1     | 1     | 2      |
| Chaney    | NA    | NA    | NA    | 0     | 3     | 3      |

**DOUBLE FIGURE ASSISTS GAMES**

| Player | 15-16 | 16-17 | 17-18 | 18-19 | 19-20 | Career |
|--------|-------|-------|-------|-------|-------|--------|
| Harris | NA    | 0     | NA    | 5     | -     | 5      |

**DOUBLE-DOUBLES**

| Player    | 15-16 | 16-17 | 17-18 | 18-19 | 19-20 | Career |
|-----------|-------|-------|-------|-------|-------|--------|
| Whitt Jr. | 0     | NA    | 0     | 5     | 2     | 7      |
| Cylla     | 1     | 1     | NA    | 1     | -     | 3      |
| Jones     | NA    | NA    | NA    | 1     | 1     | 2      |
| Harris    | NA    | 0     | NA    | 2     | -     | 2      |
| Bailey    | NA    | 0     | 0     | 0     | 1     | 1      |
| Chaney    | NA    | NA    | NA    | 0     | 1     | 1      |

**TRIPLE-DOUBLES**

| Player    | 15-16 | 16-17 | 17-18 | 18-19 | 19-20 | Career |
|-----------|-------|-------|-------|-------|-------|--------|
| Whitt Jr. | 0     | NA    | 0     | 1     | -     | 1      |

**5+ ASSIST GAMES**

| Player    | 15-16 | 16-17 | 17-18 | 18-19 | 19-20 | Career |
|-----------|-------|-------|-------|-------|-------|--------|
| Harris    | NA    | 1     | NA    | 19    | 3     | 23     |
| Whitt Jr. | 0     | NA    | 8     | 11    | 2     | 21     |
| Jones     | NA    | NA    | NA    | 5     | 5     | 10     |
| Sills     | NA    | NA    | NA    | 4     | -     | 4      |
| Joe       | NA    | NA    | NA    | 2     | 2     | 4      |
| Chaney    | NA    | NA    | NA    | 0     | 1     | 1      |

**3+ STEALS IN A GAME**

| Player    | 15-16 | 16-17 | 17-18 | 18-19 | 19-20 | Career |
|-----------|-------|-------|-------|-------|-------|--------|
| Whitt Jr. | 0     | NA    | 8     | 7     | 6     | 21     |
| Joe       | NA    | NA    | NA    | 6     | 4     | 10     |
| Bailey    | NA    | 0     | 1     | 3     | 5     | 9      |
| Jones     | NA    | NA    | NA    | 3     | 6     | 9      |
| Harris    | NA    | 2     | NA    | 4     | 3     | 9      |
| Chaney    | NA    | NA    | NA    | 2     | 1     | 3      |
| Sills     | NA    | NA    | NA    | 1     | 1     | 2      |
| Cylla     | 0     | 1     | NA    | 0     | -     | 1      |

**3+ BLOCKS IN A GAME**

| Player    | 15-16 | 16-17 | 17-18 | 18-19 | 19-20 | Career |
|-----------|-------|-------|-------|-------|-------|--------|
| Chaney    | NA    | NA    | NA    | 5     | 2     | 7      |
| Bailey    | NA    | 0     | 1     | 2     | 3     | 6      |
| Whitt Jr. | 0     | NA    | 1     | 1     | -     | 2      |
| Henderson | NA    | NA    | NA    | 0     | 2     | 2      |

**RAZORBACK THAT SCORES FIRST**

|                 |                  |                  |
|-----------------|------------------|------------------|
| Mason Jones     | FOR UA: 11 (7-4) | OVERALL: 6 (5-1) |
| Jimmy Whitt Jr. | FOR UA: 8 (6-2)  | OVERALL: 4 (3-1) |
| Desi Sills      | FOR UA: 4 (2-2)  | OVERALL: 2 (1-1) |
| Adrio Bailey    | FOR UA: 2 (2-0)  | OVERALL: 1 (1-0) |
| Jalen Harris    | FOR UA: 2 (1-1)  | OVERALL: 0 (0-0) |
| Isaiah Joe      | FOR UA: 1 (0-1)  | OVERALL: 0 (0-0) |
| Reggis Chaney   | FOR UA: 1 (0-1)  | OVERALL: 9 (0-0) |

- team. After the season opener, Arkansas ranked **280th** of 305 DI teams for turnovers.
- Thanks to its improvement since SEC play began, **Arkansas is at an season low of 42nd** in the NCAA in turnovers.
- COACH MUSSELMAN HAS A HISTORY OF SHOWING IMPROVEMENT IN LIMITING TURNOVERS:**
  - ^ Nevada went from ranking 200-plus in turnovers per game in year one to ranking inside the NCAA top 26:
  - Year 1:** 208th (13.0) in NCAA >> **Year 2:** 26th (11.0) in NCAA >> **Year 3:** 4th (9.6) in NCAA
  - ^ Nevada went from ranking 200-plus in assist-to-turnover ratio to ranking inside the NCAA top 26:
  - Year 1:** 232nd (0.97) in NCAA >> **Year 2:** 13th (1.45) in NCAA >> **Year 3:** 2nd (1.68) in NCAA

**Nothing But NET**

- Arkansas is 1-of-4 SEC teams and 1-of-10 teams nationally who have played two or fewer games against teams ranked above 200 in the NET.
- ^ Other SEC teams include Mississippi State, Alabama and Florida.
- ^ Others nationally include West Virginia, Cal, Duke, Georgia Tech, Minnesota and Oregon.
- ^ West Virginia has played only one game versus a team with a 200-plus NET ranking.
- DID YOU KNOW?**
  - ^ Arkansas has served as a "QUAD 1" game for its opponents in 18 of 29 contests this season. Arkansas will serve as a "QUAD 1" game in its finale home game (LSU).
  - Arkansas is 14-4 when being a "QUAD 1" game for an opponent**
  - ^ Three of the four losses include: in OT to Auburn; a one-point to Mississippi State and two-points to South Carolina.
- Arkansas is 2-6 when playing a "QUAD 1" opponent
  - ^ road wins at Indiana and Alabama
  - ^ losses at LSU, vs Auburn (OT), vs. Kentucky, vs Mississippi State, at Tennessee and at Florida.

**Recapping Non-Conference**

- Here is a quick recap of Arkansas' non-conference season:
- The NCAA NET has Arkansas' non-conference Strength of Schedule at #10 - 2nd-best in the SEC** (LSU is 8).
- WarrenNolan.com has Arkansas' non-conference RPI as #4 and non-conference SOS is #11.**
- ^ Was 3-0 versus Power 5 Conferences (won at Georgia Tech and Indiana; defeated TCU).
- ^ Arkansas' 12-1 non-conference record was second-best in the SEC behind Auburn (13-0).
- Of the 13 non-conference teams Arkansas played, three are in first and four are in second.**
  - North Texas (14-3, **1st C-USA**)
  - Montana (14-4 - **1st Big Sky**)
  - Tulsa (12-4, **1st AAC**)
  - Austin Peay (14-4, 2nd; 1 game out of 1st OVC)
  - Western Kentucky (12-5 - 2nd behind North Texas in C-USA)
  - Northern Kentucky (13-5 - 2nd Horizon)
  - Texas Southern (11-4 - 2nd SWAC).
- **NOTE:** South Dakota is in 3rd place in the Summit League, trailing co-leaders North Dakota St. and South Dakota St.
- **NOTE:** Indiana is listed as #10 seed in ESPN Bracketology
- **NOTE:** Georgia Tech is 9-9 and in 5th place in the ACC.

**20-20**

- Prior to this season, Arkansas did not have the same two players score at least 20 points in back-to-back game since Michael Washington and Courtney Fortson accomplished the feat in 2008-09 versus NC Central and Austin Peay.
- This season, Arkansas has done it three times.
- ^ The first time, Mason Jones and Isaiah Joe teamed up to do it in three straight games (first time that had happened since Corliss Williamson and Scotty Thurman in 1994-95).
- ^ The second time, Jones and Jimmy Whitt Jr., accomplished the feat.
- ^ Mason Jones and Isaiah Joe have each scored 20 in each of the last two games.

|                |                 |                   |                              |
|----------------|-----------------|-------------------|------------------------------|
| <b>FIRST:</b>  | <b>12/14/19</b> | <b>Tulsa</b>      | <b>Joe: 20 / Jones: 41</b>   |
|                | <b>12/21/19</b> | <b>Valpo</b>      | <b>Joe: 21 / Jones: 20</b>   |
|                | <b>12/29/19</b> | <b>at Indiana</b> | <b>Joe: 24 / Jones: 21</b>   |
| <b>SECOND:</b> | <b>01/22/20</b> | <b>Miss State</b> | <b>Whitt: 20 / Jones: 20</b> |
|                | <b>01/25/20</b> | <b>TCU</b>        | <b>Whitt: 20 / Jones: 20</b> |
| <b>TIHRD:</b>  | <b>02/26/20</b> | <b>Tennessee</b>  | <b>Joe: 22 / Jones: 37</b>   |
|                | <b>02/29/20</b> | <b>at Georgia</b> | <b>Joe: 26 / Jones: 26</b>   |

**30-30-30**

- A Razorback has scored at least 30 points 10 times this season. That is the most since having 10 in 1972-73 (all 10 that season were by Martin Terry).**
- ^ Mason Jones has seven, 30-point games:
  - 41 vs Tulsa • 40 vs Auburn • 38 vs Miss State • 37 vs Tennessee • 34 vs USC • 32 vs Rice • 30 at Bama
- ^ Isaiah Joe has two, 30-points games including 34 at Ole Miss • 33 vs Texas Southern
- ^ Jimmy Whitt Jr., scored a career-high 30 points versus Vanderbilt
- Arkansas also had three players score at least 30 last season, including **Daniel Gafford** (32 vs LSU) • **Mason Jones** (30 vs Florida 30 vs Miss State) • **Isaiah Joe** (34 vs FIU).

**30 7x ... IN THE NCAA THIS YEAR / SEC IN THE LAST 20 YEARS**

- Mason Jones ranks third (tied) in the NCAA for most 30-point games this season with 7.
- ^ 14 by Markus Howard (Marquette) • 11 by Jhivvan Jackson (UTSA) • 8 by Jermaine Marrow (Hampton)
- Mason Jones is one of three SEC players over the last 20 years to have seven games with at least 30 points in a season.
- ^ Jodie Meeks (UK) and Marcus Thornton (LSU) each had 7, 30-point games in 2008-09).

**30, 30, 30 - 40-40**

- Mason Jones is the first Razorback to score 30-plus in three straight games (34 vs USC, 30 at Bama and 40 vs Auburn).
- Mason Jones is the first Razorback to have multiple 40-point games in a season since Dean Tolson had two in 1973-74.

**FREE MASON: Jones Leads NCAA Free Throws**

- Arkansas junior Mason Jones made 18-of-21 from the free throw line versus Mississippi State on Feb. 15 to take the NCAA lead in both free throws made and attempted. He ha maintained the lead after going:
  - ^ 7-of-10 at Florida • 7-of-8 vs Missouri • 12-of-15 vs Tennessee • 9-of-9 at Georgia

- **For the season, Jones has NCAA bests for both free throws (207) and attempted (250).**
- The 18 makes vs Miss State are an Arkansas single-game record in an SEC game while ranking third (tied) overall. The 21 attempts are the second-most by a Razorback in an SEC game behind Corliss Williamson's 22 in 1995 and ties for fifth-most overall.
- **Jones has made a school-record 130 FT in SEC games this season**, surpassing Corliss Williamson (109 in 1994-95) for the school record.
- **Overall, Jones' 207 made FT ranks 2nd and just FIVE shy** of the Arkansas single-season record (212 by Sydney Moncrief).
- **DID YOU KNOW**, Jones has made more FT (207) than FG (167) but ranks in the SEC top 10 in both (1st for FT made and 6th for FG made)

## Jones' Record Watch; Tops 1,000 Career Points

- Jones scored 37 points in the win over Tennessee to surpass 1,000 career points for his two-year career. His 1,000th point was a free throw at the 15:58 mark of the 1st half.
- He is the 44th Razorback to reach 1,000 career points and now ranks 38th on the school's all-time scoring list (1,058)
- Jones is just the 8th to score 1,000 points in his first two years as a Razorback, joining Todd Day, Scotty Thurman, Dusty Hannahs, Bobby Portis, Jaylen Barford, Daryl Macon and Martin Terry.
- Jones is the fifth-fastest to Razorback to reach 1,000 points, doing so in 61 career games. The five fastest were Martin Terry (41 games), Corliss Williamson (56 games), George Kok (58 games), Scotty Thurman (60 games).
- **Jones has scored 358 points versus SEC competition this season to rank 2nd on the school's single-season list. Todd Day owns the record with 368 in 1991-92.**
- Jones is averaging 21.3 ppg for the season, which currently ranks 7th on the school's single-season list. Only nine Razorbacks have finished the season averaging at least 20 ppg.
- Jones is averaging 22.4 ppg in SEC play, which currently ranks 2nd. Only three Razorbacks have finished the season averaging at least 20 points in SEC play.

## MASONRY: Building an Impressive Resume for Player of the Year

- Mason Jones has been named **SEC PLAYER OF THE WEEK FOUR TIMES** this season, tying a league record. Others including Jodie Meeks (UK in 2009) and Shan Foster (VU in 2008).
- Jones **LEADS THE SEC IN SCORING** (2131 ppg). Arkansas has never had a player lead the SEC in scoring at season's end.
- **NOTE: Arkansas had four players lead the Southwest Conference in scoring for a season: George Kok (20.4 ppg in 1947-48); Martin Terry (28.3 ppg in 1972-73); Darrell Walker (18.2 ppg in 1982-83) and Joe Kleine (22.1 ppg in 1984-85).**
- Jones not only ranks 15th in the NCAA in scoring, **AMONG PLAYERS FROM THE NCAA TOP-6 RPI CONFERENCES**, Jones ranks 4th in scoring.
- Jones is **THE ONLY PLAYER IN THE SEC** to lead his team in scoring, rebounds, assists and steals.
- For that matter, Jones is **THE ONLY PLAYER IN THE SEC** to lead his team in rebounding and assists. **1 OF 3 PLAYERS IN THE SEC** (with Reggie Perry and Josh Nebo) to lead his team in scoring and rebounds.
- Jones is **THE ONLY PLAYER IN THE SEC** to rank among the league's top 20 in:
  - Scoring (1st; 21.3) • Rebounds (19th; 5.7) • Steals (7th; 1.54) • Assists (11th; 3.4).
  - Also ranks 6th in FT% (82.8%), 9th in defensive rebounds (4.9 avg). 6th in FG Made (167), 9th in 3PT FG made (1.9) and 9th in FG% (43.8%).
- Mason Jones is **ONE OF THREE SEC PLAYERS IN THE LAST 30 YEARS** to have multiple 40-point games. Jodie Meeks (UK • 3), Mason Jones (ARK • 2) and Shaquille O'Neal (LSU • 2)
- **IN THE SEC OVER THE LAST 20 YEARS**, a player has scored 100-plus points over three straight games five times, including Jodie Meeks 107 Pts (2009), **Mason Jones 104 Pts (2020)**, Jodie Meeks 103 Pts (2009), Breein Tyree 101 Pts (2020), Marcus Thornton 101 Pts (2008).

## BEST SCORING DUO IN SEC

- Arkansas is the only team in the SEC to feature **two players in the league's top 10 for scoring**.
- Mason Jones (1st / 21.3) • Isaiah Joe (7th / 16.9)

## Joe & Jones: The Dynamic Duo

- Last year, Isaiah Joe and Mason Jones rarely had good games on the same day. Their best games together include FIU (Joe 34 & Jones 19) and Tennessee (Joe 23 & Jones 18).
- **The Dynamic Duo have scored in double figures in 15 of the 22 games they have played together:**
  - RICE: Joe: 24 / Jones: 32
  - NORTH TEXAS: Joe: 16 / Jones: 16 (tied for team high)
  - @ GA TECH: Joe: 13 / Jones: 24
  - AUSTIN PEAY: Joe: 16 / Jones: 16
- **over a 3-game span, Joe and Jones each scored at least 20 (last time that happened was 1994-95 with Corliss Williamson and Scotty Thurman).**
  - 12/14/19 Tulsa Joe: 20 / Jones: 41
  - 12/21/19 vs Valpo Joe: 21 / Jones: 20
  - 12/29/19 @ Indiana Joe: 24 / Jones: 21
  - TEXAS A&M: Joe: 17 / Jones: 17
  - @ LSU: Joe: 13 / Jones: 24
  - @ OLE MISS: Joe: 34 / Jones: 13
  - KENTUCKY: Joe: 13 / Jones: 19
  - SOUTH CAROLINA: Joe: 16 / Jones: 34
  - MISSOURI: Joe: 21 / Jones: 12
  - TENNESSEE: Joe: 22 / Jones: 37
  - @ GEORGIA: Joe: 26 / Jones: 26

## Joe Was Semifinalist for Jerry West Award; Had Surgery on the Same Day

- On the same day (Tues - Feb. 4) it was announced that Isaiah Joe was **named 1 of 10 semifinalists for the Jerry West Shooting Guard of the Year**, the sophomore underwent successful right knee arthroscopic debridement surgery due to recurring inflammation.
- Joe missed five straight games due to surgery (six total with the injury) and returned versus Missouri Feb. 22.
- Joe originally had inflammation after draining seven 3's and scoring 34 in an 11-point, come-from-behind win at

## • ABOUT ARKANSAS •

|                             |   |
|-----------------------------|---|
| Location.....               | Fayetteville, Ark.                          |
| Enrollment.....             | 27,559                                      |
| Founded.....                | 1871  |
| Colors.....                 | Cardinal (PMS 201) and White                |
| Nickname.....               | Razorbacks                                  |
| Conference.....             | Southeastern (SEC)                          |
| System President.....       | Dr. Donald R. Bobbitt (Arkansas, 1980)      |
| Chancellor.....             | Dr. Joseph E. Steinmetz (C. Michigan, 1977) |
| Vice Chancellor / AD.....   | Hunter Yurachek (Guilford, 1990)            |
| Faculty Representative..... | Gerald Jordan (Arkansas, 1970)              |
| Arena (Capacity).....       | Bud Walton Arena (19,200)                   |

## • HISTORY

|                                       |  |
|---------------------------------------|--|
| First Year of Basketball.....         | 1923-24                                |
| Seasons.....                          | 97th                                   |
| Overall Conference Championships..... | 24 (2 SEC, 22 SWC)                     |
| NCAA Tournament Bids.....             | 33                                     |
| • NCAA Tournament Record.....         | 42-32 (.568)                           |
| National Championships.....           | 1 (1994)                               |
| National Runner-Up.....               | 1 (1995)                               |
| NCAA Final Fours.....                 | 6 (1941, 1945, 1978, 1990, 1994, 1995) |
| NCAA Elite Eight.....                 | 6 (1978, 1979, 1990, 1994, 1995)       |
| NCAA Sweet 16.....                    | 10                                     |
| NIT Record (App.).....                | 6-5 (4)                                |

## • BASKETBALL STAFF

|                                   |   |
|-----------------------------------|---|
| Head Coach.....                   | Eric Musselman                                    |
| • Alma Mater/Year.....            | San Diego, 1987                                   |
| • at Arkansas.....                | 18-11 (1st yr)                                    |
| • SEC Record.....                 | 6-10 (1st yr)                                     |
| • In Bud Walton Arena.....        | 13-4 (1st yr)                                     |
| • As Collegiate Head Coach.....   | 128-45 (5th yr)                                   |
| • As Professional Head Coach..... | 508-392 (.634 - 14 seasons)                       |
| Assoc HC.....                     | Chris Crutchfield (Nebraska-Omaha, 1992 • 1st yr) |
| Asst Coach.....                   | Corey Williams (Oklahoma State, 2002 • 1st yr)    |
| Asst Coach.....                   | Clay Moser (Wisconsin-La Crosse, 1987 • 1st yr)   |
| Dir. of Ops.....                  | Anthony Ruta (Arizona State, 2012 • 1st yr)       |
| Special Asst to HC.....           | Hays Myers (LSU, 2016 • 1st yr)                   |
| Video Coord.....                  | Riley Hall (Arkansas, 2016 • 4th yr)              |
| Dir. of Recruiting.....           | Michael Musselman (San Diego, 2018 • 1st yr)      |
| Recruiting Coord.....             | Patrick Ackerman (Detroit Mercy, 2016 • 1st yr)   |
| Dir. of S-A Devel.....            | Earl Boykins (Eastern Michigan, 1998 • 1st yr)    |
| Dir. of Multimedia.....           | Martina Wood (North Carolina, 2010 • 1st yr)      |



**SASSY'S RED HOUSE**  
March 2



**SUNDAYS • JAN 5 THROUGH MAR 8**

KATV - Sunday - 10:30PM  
KFSM - Sunday - 10:30PM  
KXNW - Sunday - 9:30PM  
Cox Sports Television - Tuesday - 6:00PM  
Fox Sports Southwest - Tuesday - 4:30PM

• **2019-20 RECORD BREAKDOWN** •

**RECORD BREAKDOWN**

|                              |      |
|------------------------------|------|
| At Home                      | 13-4 |
| On The Road                  | 4-7  |
| Neutral                      | 1-0  |
| White Uniforms               | 5-0  |
| White '94 Throwback Uniforms | 7-2  |
| White "Hog" Uniforms         | 1-2  |
| Cardinal Uniforms            | 4-6  |
| Anthracite Uniforms          | 0-1  |

**GENERAL**

|                                |      |
|--------------------------------|------|
| When Arkansas controls the tip | 11-3 |
| When opponent controls the tip | 7-8  |
| When Arkansas scores first     | 9-4  |
| When opponent scores first     | 9-7  |

**LEADS AND DEFICITS**

|   |             |
|---|-------------|
| <b>Leading at the half</b>                                      | <b>14-1</b> |
| home: 13-0   road/neutral 1-1                                   |             |
| <b>Tied at the half</b>   | <b>0-0</b>  |
| home: 0-0   road/neutral 0-0                                    |             |
| <b>Trailing at the half</b>                                     | <b>4-10</b> |
| home: 0-4   road/neutral 4-6                                    |             |
| Games decided by 5 points or fewer                              | 4-5         |
| Games decided by 10 points or fewer                             | 8-9         |
| <b>With 5:00 left</b> Leading: 14-3   Trailing: 4-6   Tied: 0-0 |             |
| <b>With 2:00 left</b> Leading: 17-4   Trailing: 1-5   Tied: 0-1 |             |
| Overtime games  | 1-3         |

**OFFENSE**

|                                     |       |
|-------------------------------------|-------|
| Scoring less than 70 points         | 6-3   |
| Scoring 70-79 points                | 7-7   |
| Scoring 80-89 points                | 3-1   |
| Scoring 90-99 points                | 2-0   |
| Scoring 100+ points                 | 0-0   |
| 2 Players Or Less in Double Figures | 2-2   |
| 3 Players in Double Figures         | 12-8  |
| 4 Players in Double Figures         | 3-0   |
| 5 Players in Double Figures         | 1-1   |
| 6 Players in Double Figures         | 0-0   |
| 1 Player Scores 20+ Points          | 6-4   |
| 2+ Players Score 20+ Points         | 7-3   |
| When shooting 50 percent or higher  | 3-0   |
| When shooting less than 50 percent  | 15-11 |

**REBOUNDING/TURNOVERS**

|  |       |
|--|-------|
| When out-rebounding opponent           | 4-0   |
| When out-rebounded                     | 14-11 |
| When rebounds are even                 | 0-1   |
| When grabbing 10+ offensive reb        | 4-4   |
| When forcing 15+ turnovers             | 12-7  |
| When committing less than 15 turnovers | 15-9  |
| When committing 15+ turnovers          | 3-2   |

**When Top Scorer Is (Includes Ties)**

|                 |              |               |
|-----------------|--------------|---------------|
| Mason Jones     | Season: 10-8 | Career: 17-11 |
| Isaiah Joe      | Season: 7-1  | Career: 9-5   |
| Jalen Harris    | Season: 0-0  | Career: 1-1   |
| Desi Sills      | Season: 1-0  | Career: 1-1   |
| Jimmy Whitt Jr. | Season: 5-2  | Career: 10-9  |
| Jeantal Cylla   | Season: 0-0  | Career: 3-8   |
| Reggie Chaney   | Season: 0-1  | Career: 0-1   |

**When Top Rebounder Is (Includes Ties)**

|                 |             |              |
|-----------------|-------------|--------------|
| Mason Jones     | Season: 6-4 | Career: 8-6  |
| Adrio Bailey    | Season: 4-3 | Career: 6-3  |
| Jimmy Whitt Jr. | Season: 3-3 | Career: 9-12 |
| Reggie Chaney   | Season: 3-2 | Career: 5-2  |
| Jeantal Cylla   | Season: 0-0 | Career: 0-4  |
| Desi Sills      | Season: 1-1 | Career: 1-1  |
| Isaiah Joe      | Season: 2-1 | Career: 2-1  |
| Ethan Henderson | Season: 1-0 | Career: 1-0  |

**Months**

|             |     |
|-------------|-----|
| In November | 7-0 |
| In December | 4-1 |
| In January  | 4-3 |
| In February | 3-6 |
| In March    | 0-0 |

Ole Miss (Jan. 11). He played the next three games, but only scored a combined 30 points as he tweaked it again at Mississippi State. **After sitting out versus TCU**, Joe returned at Alabama (Feb. 1) but played sparingly and was 0-of-3 from the field.

- **Among active NCAA Division I players, Joe ranks third by making 3.46 3-pointers per game for his career.**
- The sophomore has made 196 3-pointers in just 57 career games and already ranks 7th on the school's all-time list. He tied an SEC freshman record and made the 4th-most triples by a freshman in NCAA history last year with 113 made.

**No Ordinary Joe; Incredible to Think.....**

- Just a reminder of the value Isaiah Joe.
- Joe ranks 7th in the SEC in scoring (16.8 ppg).
- Joe **leads the SEC and ranks 4th in the NCAA** by making 3.61 3-pointers per game.
- Joe has missed a total of six games, five straight since having his surgery. In those last five games, Arkansas was 0-5 with overtime losses to Auburn and Missouri and a loss at the buzzer to Mississippi State.
- **DESPITE MISSING SIX GAMES, Joe is still 2ND THE SEC and 31ST IN THE NCAA in 3-pointers made (83 in 23 games).**
- The SEC leader in total 3's made is John Petty Jr. (Alabama) with 85 in 28 games. (Joe has made 79 in 22 games).
- Joe's 83 3's are just 4 shy of 10th on the school's single-season list.
- By comparison, **Joe's 83 triples to date is better than 23 of Arkansas' single-season leaders** since the shot was added in 1986-87.

**Joe Free Throw Success Since Return**

- Isaiah Joe has made 22 straight free throws since his return, going 4-of-4 at the line versus Mizzou, 12-of-12 versus Tennessee and 6-of-6 at Georgia.
- **Joe is now shooting 87.3% from the stripe this season to rank 27th nationally and 3rd in the SEC.**
- **Joe is shooting 94.3% from the line in SEC games, which currently sits atop the school's single-season list.**
- By going 12-of-12 at the free throw line versus Tennessee:
  - He is the first Razorback since Daryl Macon (14-of-14 vs. Texas Dec. 17, 2016) and ninth Razorback to go perfect at the line with at least 11 attempts.
  - Joe's 12-of-12 is **the best by a Razorback in an SEC game**, becoming the fourth player with at least 10 attempts to be perfect at the line.

**3-Ball Streak Continues**

- LAST YEAR: Mason Jones made a 3-pointer at 18:43 of the first half at South Carolina (Feb. 9, 2019) to mark the 1,000th-straight game Arkansas made at least one triple.
- Arkansas fans were getting nervous the streak might end versus Texas Southern. The Razorbacks were 0-of-13 from distance in the first half. However, Isaiah Joe opened the second half with a triple and would make six in the period en route to 29 second-half points - 33 total.
- Arkansas ranks fourth-tied on the NCAA active list of teams that have made at least one 3-pointer.
  1. UNLV 1,101 consecutive games (thru 2/29 - next 3/5)
  2. Duke 1,088 consecutive games (thru 3/2 - next 3/7)
  3. **ARKANSAS 1,040 CONSECUTIVE GAMES**
  4. Western Kentucky 1,039 consecutive games (thru 3/1 - next 3/7)
- UNLV and Princeton have made a 3-pointer in every game since the NCAA adopted the rule in 1986-87. Kentucky and Vanderbilt are the only other teams to make a 3-pointer in over 1,000 games.
- The Wildcats' streak ended March 2018 at 1,047 games (0-for-6 vs. Davidson in NCAA first round).
- **▲ The Commodores' streak ended Jan. 15, 2020 at 1,080 games (0-for-25 vs. Tennessee).**
- **The last game Arkansas did not make a 3-pointer was when the Razorbacks went 0-for-2 at Texas on Jan. 07, 1989.**

**Comeback Kids**

- Arkansas erased several double-digit deficits this season, winning four.
- **WON AT INDIANA** after going down 11, Arkansas closed out the game on a 32-14 run, including a 19-3 run over the game's final 8:08.
  - At one point, the Hoosiers missed eight consecutive shots. In fact, Arkansas' defense held the Hoosiers scoreless from the field for nearly eight minutes (8:08 mark of the 2nd half until 21.3 seconds left), interrupted only by one made free throw (at 3:17).
  - After Isaiah Joe drained three 3-pointers to cut an 11-point deficit a 2-point game, Indiana went on a run to go up nine, 61-52 at the 9:01 mark. It was from that point Arkansas went on its 19-3 run to end the game and get the win.
- **WON AT OLE MISS** after going down 11 with 14:20 to go Arkansas went on an 11-4 run with seven points coming from Isaiah Joe (**including a 4-point play**) with 10:33 to play.
  - Down nine with 7:11 to play, Arkansas went on an 11-2 run to tie the game at 64 with 5:33 left. The run was **bolstered by a 5-point play** (Joe made a 3-pointer and Adrio Bailey was fouled under the basket. Bailey made both free throws.
  - Down four with 4:33 to play, Arkansas closed the game on a 12-4 run, including eight points from Joe, who had two steals inside the final 2:33.
  - **INSIDE THE FINAL 7 MINUTES:** Arkansas out-scored Ole Miss 25-10 ... Arkansas forced 5 turnovers and blocked three shots ... Ole Miss was 3-of-12 FG / Breein Tyree was 1-of-4 FG (a layup with 12 seconds left).
- **WON AT ALABAMA** after the Crimson Tide scored the first 12 points of the game.
  - Arkansas went on an 8-6 run to tie the game, 18-18.
  - The Razorbacks took their first lead, 23-22 with 7:15 left in the first half, but trailed three (39-36) at the half.
  - Arkansas trailed by as many as 8 (48-40) in the second half (17:19). The Hogs used a 17-9 run to lead by two (59-57) with 10:50 left and held the advantage the rest of the way.
- **WON VS MISSOURI.** Arkansas was down 13 with 9:59 left in the first half.
  - The Hogs outscored the Tigers 22-7 to take its first lead (33-31) with 1:22 left before the break and never relinquished the lead.
- **CUTTING DEFICITS IN LOSSES.**
  - **KENTUCKY:** After going down 11 with 18:47 to go, Arkansas went on an 20-6 run with nine points coming from Mason Jones to take a 3-point lead (47-44) with 8:19 left. Kentucky answered with 15-0 run to win.
  - **MISS STATE (Feb. 15):** Arkansas was down 17 with 14:37 left ... The Hogs went on a 17-4 run to get to within five (60-56). Then tied the game, 72-72, on two Jones free throws with 2:31 left and went up three (75-72) on a Desi Sills triple. The Bulldogs scored four straight to go up one, 76-75, with 1:15 left. Mason Jones answered with two free throws with 59 ticks left to put Arkansas back up one, 77-76. Neither team scored on their ensuing possessions. With 11 seconds left, the Bulldogs grabbed a defensive rebound and Tyson Carter drove the lane, missing a layup with one second left only to see Abdul Ado score his only basket, a tip-in with six-tenths of a second left for the win.
  - **AT FLORIDA:** Arkansas faced a 19-point deficit with 7:37 left in the first half at Florida and got to within two twice

## Record Book Update / Watch List

|                               |                    |  |
|-------------------------------|--------------------|--|
| Season Scoring Average:       | Mason Jones        | 21.3 ppg / currently 7th (record is 28.27)                 |
| SEC Season Scoring Average:   | Mason Jones        | 22.4 ppg / <b>CURRENTLY 2ND</b> (record is 23.00)          |
| Points in a Season:           | Mason Jones        | 595 / 34 shy of top 10 (629)                               |
| SEC Season Points Scored:     | Mason Jones        | 358 / <b>CURRENTLY 2ND</b> (record is 368)                 |
| FG Made - SEC Game:           | Jimmy Whitt Jr.    | 14 vs Vandy / currently 2nd                                |
|                               | Mason Jones        | 12 vs Auburn / currently 5th SEC                           |
| FG Made - Season:             | Mason Jones        | 167 / 78 shy of top 10                                     |
| FG Made - SEC Season:         | Mason Jones        | 99 / currently 10th (record is 136)                        |
|                               | Jimmy Whitt Jr.    | 84 / 15 shy of top 10 (99)                                 |
| FG Attempts - Season:         | Mason Jones        | 381 / 73 shy of top 10                                     |
| FG Attempts - SEC Season:     | Mason Jones        | 226 / currently 6th (record is 261)                        |
| FT Pct - SEC Season:          | Isaiah Joe         | 94.3 % / <b>CURRENTLY 1ST</b> (94.1 is 2nd)                |
| FT Made in a Game             | Mason Jones        | 18 vs Miss State / currently 3rd-t                         |
|                               | Mason Jones        | 15 vs South Carolina / currently 8th                       |
| <b>FT Made in an SEC Game</b> | <b>Mason Jones</b> | <b>18 vs Miss State / 1st</b>                              |
|                               | Mason Jones        | 15 vs South Carolina / currently 3rd                       |
| FT Attempts in a Game         | Mason Jones        | 21 vs Miss State / currently 5th-t                         |
| FT ATT - SEC Game:            | Mason Jones        | 21 vs Miss State / 2nd                                     |
| Free Throws Made- Season:     | Mason Jones        | 207 / <b>CURRENTLY 2ND</b> (record is 212)                 |
| <b>FT Made - SEC Season:</b>  | <b>Mason Jones</b> | <b>130 / 1st</b> (previous, Corliss Williamson 109 in '95) |
| Free Throws Atts - Season:    | Mason Jones        | 250 / currently 5th (record is 304)                        |
| FT Attempts - SEC Season:     | Mason Jones        | 163 / <b>1st</b> (previous, Corliss Williamson 158 in '95) |
| 3-Pointers Made - Season:     | Isaiah Joe         | 83 / 4 shy of top 10 (87)                                  |
| 3-Ptrs Made - SEC Season:     | Isaiah Joe         | 38 / 7 shy of top 10 (45)                                  |
|                               | Mason Jones        | 30 / 15 shy of top 10 (45)                                 |
| 3-Pointers Att - Season:      | Isaiah Joe         | 240 / currently 4th (record is 273 by Joe)                 |
| 3-Pointers Att - SEC Season:  | Isaiah Joe         | 109 / currently 10th (record is 141 by Joe)                |
|                               | Mason Jones        | 102 / 7 shy of top 10                                      |

but did not ever overcome the deficit ... Arkansas outscored the Gators 22-6, thanks to 12 points from Adrio Bailey, to close the first half and open the second half. The Hogs got to within two, 42-40 with 14:44 to play and 44-42 with 12:45 left to play ... The Razorbacks were only down four, 56-52, after a Bailey basket with seven minutes left to play. From that point, Florida went on a 10-0 run to lead 66-52 with 3:39 remaining to secure the win.

^ **AT GEORGIA:** Arkansas was down 14-0 to start the game and trailed by as many as 18 midway through the first half. Georgia also led by 11 with 10:52 left in the game ... Mason Jones led a rally, accounting for 12 points (scored eight and dished out two assists), to get the Hogs to within one (73-72). The Hogs were also down one after two free throws by Jalen Harris (83-82) with 2:45 remaining and two free throws by Joe (85-84) at the 2:12 mark but could not get over the hump.

## Sills Deals With Coming off the Bench

- Desi Sills has come off the bench in each of the last three games (vs. Mizzou, vs Tennessee and at Georgia).
- ^ Scored double figures in all three games (17 vs Mizzou, 13 vs Tennessee and **career-high 21 at Georgia**).
- ^ **LAST 3 GMS: Averaged 17.0 points and has shot 62.5% (10-of-16) from 3-point range with 4.3 reb/gm.**
- **SILLS IS HEATING UP OVER THE LAST 11 GAMES.**
- ^ **1st 18 games:** 9.2 ppg 62-154 FG (.403) 16-75 3PT FG (.213) 26-39 FT (.667) 29.8 min/gm
- ^ **LAST 11 GAMES:** 12.5 ppg 45-101 FG (.446) 24-54 3PT FG (.444) 23-36 FT (.639) 34.4 min/gm

- The following are big games by Sills over the last 11
- ^ Sills scored 18 vs TCU 7-8 FG • 3-3 3PT with 2 steals
- ^ Sills scored 14 vs Auburn 4-10 FG • 4-6 3PT with career-high four steals
- ^ Sills scored 12 at Missouri made two of the team's three 3-pointers with four rebounds
- ^ Sills scored 11 at Tennessee made two 3-pointers and had four rebounds
- ^ Sills scored 15 vs Miss State 15 tied then career-high in an SEC game
- ^ Sills scored 17 vs Missouri 17 is an SEC career high, was 4-of-6 from 3-point range.
- ^ Sills scored 13 vs Tennessee 3-of-5 from 3-point range
- ^ Sills scored 21 at Georgia **21 is a career high with six rebounds, 2nd-best career total**

## Using His Whitt to Be Master of the Midrange

- Whitt ranks 7th in the SEC in field goals made (163) while ranking 6th in the SEC in FG% (.488).
- **Whitt ranks 26th in the NCAA / 2nd in the SEC among guards in FG% (.488).**
- (@HogStats) In the 3-point era, **Razorback guards have scored 20-plus points in a game without making a 3-pointer nine times. Whitt has accomplished the feat seven of those nine times** while Corey Beck and Robert Shepherd each did it once.

## Just A Minute

- Thanks to 4 overtime games, Jimmy Whitt Jr., Isaiah Joe and Mason Jones rank among the SEC top 7 in minutes played.
- ^ **Jimmy Whitt Jr. 21st NCAA / 2nd SEC 37:04 minutes per game**
- ^ **Isaiah Joe 40th NCAA / 3rd SEC 36:04 minutes per game**
- ^ **Mason Jones 188th NCAA / 9th SEC 33:45 minutes per game**
- **Desi Sills averages 31.5 minutes per game.**
- This is not a new phenomenon for Coach Musselman. At Nevada, three players ranked among the Mountain West top 10 in minutes played (each over 34) last season while two players were among the top four in minutes played in 2016-17 and 2017-18.

## RECORD WATCH

## ARKANSAS SEASON FT MADE

|    |     |                    |             |
|----|-----|--------------------|-------------|
| 1. | 212 | Sidney Moncrief    | 1979        |
| 2. | 207 | <b>MASON JONES</b> | <b>2020</b> |
|    | 207 | Martin Terry       | 1973        |
|    | 207 | Martin Terry       | 1972        |

## ARKANSAS SEASON FT MADE SEC GAMES ONLY

|    |     |                    |             |
|----|-----|--------------------|-------------|
| 1. | 130 | <b>MASON JONES</b> | <b>2020</b> |
| 2. | 109 | Corliss Williamson | 1995        |

## ARKANSAS SEASON POINTS SEC GAMES ONLY

|    |     |                    |             |
|----|-----|--------------------|-------------|
| 1. | 368 | Todd Day           | 1992        |
| 2. | 358 | <b>MASON JONES</b> | <b>2020</b> |
| 3. | 348 | Corliss Williamson | 1995        |

## Arkansas Career - 1,000 POINTS

|     |      |                    |                   |
|-----|------|--------------------|-------------------|
| 33. | 1090 | James Eldridge     | 1968-70           |
| 34. | 1087 | Jalen Barford      | 2017-18           |
| 35. | 1070 | Daryl Macon        | 2017-18           |
| 36. | 1067 | Tommy Boyer        | 1961-63           |
| 37. | 1065 | Mike Washington    | 2007-10           |
| 38  | 1058 | <b>MASON JONES</b> | <b>2019-PRES.</b> |
| 39. | 1047 | Eric Ferguson      | 2003-06           |
|     | 1047 | Bobby Portis       | 2014-15           |
|     | 1047 | Dusty Hannahs      | 2016-17           |
| 42. | 1042 | Jerry Carlton      | 1960-62           |
| 43. | 1007 | Clint McDaniel     | 1992-95           |
| 44. | 1006 | Robert McKenzie    | 1968-70           |

## Arkansas Career - 3's Made

|     |     |                    |                   |
|-----|-----|--------------------|-------------------|
| 1.  | 366 | Pat Bradley        | 1996-99           |
| 2.  | 274 | Rotnei Clarke      | 2009-11           |
| 3.  | 267 | Scotty Thurman     | 1993-95           |
| 4.  | 237 | Anthlon Bell       | 2013-16           |
| 5.  | 226 | Todd Day           | 1989-92           |
| 6.  | 218 | Lee Mayberry       | 1989-92           |
| 7.  | 196 | <b>ISAIAH JOE</b>  | <b>2019-PRES.</b> |
| 8.  | 168 | Jannero Pargo      | 2001-02           |
| 9.  | 160 | Eric Ferguson      | 2003-06           |
| 10. | 155 | Dusty Hannahs      | 2016-17           |
| --  | 130 | <b>MASON JONES</b> | <b>2019-PRES.</b> |

## Arkansas Career - 3's Attempted

|     |     |                   |                   |
|-----|-----|-------------------|-------------------|
| 1.  | 915 | Pat Bradley       | 1996-99           |
| 5.  | 588 | Todd Day          | 1989-92           |
| 6.  | 514 | Lee Mayberry      | 1989-92           |
| 7   | 513 | <b>ISAIAH JOE</b> | <b>2019-PRES.</b> |
| 8.  | 480 | Eric Ferguson     | 2003-06           |
| 9.  | 452 | Stef Welsh        | 2007-10           |
| 10. | 431 | Brandon Dean      | 1999-02           |

## Arkansas Career 3's Made SEC GAMES ONLY

|     |     |                   |                   |
|-----|-----|-------------------|-------------------|
| 1.  | 366 | Pat Bradley       | 1996-99           |
| 2.  | 274 | Rotnei Clarke     | 2009-11           |
| 9.  | 155 | Dusty Hannahs     | 2016-17           |
| 10. | 153 | Jonathon Modica   | 2003-06           |
| --  | 98  | <b>ISAIAH JOE</b> | <b>2019-PRES.</b> |

## Arkansas Career 3's Att. SEC GAMES ONLY

|    |     |                   |                   |
|----|-----|-------------------|-------------------|
| 1. | 429 | Pat Bradley       | 1996-99           |
| 5. | 266 | Eric Ferguson     | 2003-06           |
| 6. | 263 | Jonathon Modica   | 2003-06           |
| 7  | 250 | <b>ISAIAH JOE</b> | <b>2019-PRES.</b> |

**Whitt: 40-Minute Man**

- Jimmy Whitt Jr., played a complete game at LSU ... figuratively and literally as he scored a then SEC career-high in points (22) .... and he played ALL 40 MINUTES VS THE TIGERS.
- Whitt then played all 40 minutes in the win over TCU. Not only did he score 20 points, **he completely shut down TCU's top scorer Desmond Bane** by face-guarding him the whole game. Bane was just 3-of-6 and scored just six points.
- Whitt is the first Razorback to play all 40 minutes of a regulation game since Julysses Nobles (Louisville - 11/17/09).
  - ^ At Georgia Tech, Whitt played 43:47 in an overtime win.
  - ^ At Western Kentucky, Whitt played 43:28 in an overtime loss.
  - ^ Vs Auburn, Whitt played 40:21 in the overtime loss.
  - ^ At Missouri, Whitt played 40 minutes in the overtime loss, including 35 minutes in the 2nd half and OT.
  - ^ At Tennessee, Whitt played 39:35, including all 20 minutes in the second half.
  - ^ Vs Miss State, Whitt played 39:52, including all 20 minutes of the second half.
  - ^ Vs Missouri, Whitt played 39:16, including all 20 minutes of the second half.

**STATS BY HALF - OPPONENTS**

|        | -- 1ST HALF -- |            |           | -- 2nd HALF -- |            |           |
|--------|----------------|------------|-----------|----------------|------------|-----------|
|        | PTS            | FG         | 3PT       | PTS            | FG         | 3PT       |
| Rice   | 19             | 8-25/.320  | 2-13/.154 | 24             | 8-31/.258  | 0-12/--   |
| NTX    | 16             | 7-26/.269  | 0-9/--    | 27             | 10-25/.400 | 2-8/.250  |
| MONT   | 18             | 8-31/.258  | 0-6/--    | 28             | 10-25/.400 | 2-10/.200 |
| TXSOU  | 24             | 9-30/.300  | 1-7/.143  | 27             | 10-25/.400 | 1-4/.250  |
| S DAK  | 24             | 10-30/.333 | 1-6/.167  | 32             | 12/25/.480 | 2-6/.333  |
| @GT    | 30             | 10-21/.476 | 2-9/.222  | 29             | 11-27/.407 | 0-2/--    |
| NKU    | 28             | 12-26/.385 | 5-13/.385 | 32             | 10-25/.400 | 3-11/.273 |
| APSU   | 30             | 10-25/.400 | 2-8/.250  | 31             | 12-28/.429 | 4-11/.364 |
| @WKU   | 33             | 13-32/.406 | 3-11/.273 | 40             | 14-29/.483 | 2-7/.286  |
| Tulsa  | 34             | 12-29/.414 | 1-6/.167  | 45             | 16-35/.457 | 3-12/.250 |
| vValpo | 34             | 14-36/.389 | 2-10/.200 | 34             | 13-36/.361 | 5-15/.333 |
| @Ind   | 38             | 15-32/.469 | 2-8/.250  | 26             | 10-27/.370 | 3-13/.231 |
| TXAM   | 33             | 11-26/.432 | 3-11/.273 | 26             | 10-19/.526 | 1-3/.333  |
| @LSU   | 37             | 13-33/.394 | 3-10/.300 | 42             | 14-33/.424 | 1-5/.200  |
| @OM    | 33             | 10-26/.385 | 3-8/.375  | 39             | 12-28/.429 | 0-5/--    |
| VANDY  | 28             | 10-25/.400 | 3-11/.273 | 27             | 9-23/.391  | 2-9/.222  |
| UK     | 36             | 14-32/.438 | 4-7/.571  | 37             | 10-22/.455 | 1-7/.143  |
| @MSU   | 30             | 10-33/.303 | 4-11/.384 | 47             | 12-24/.500 | 2-8/.250  |
| TCU    | 29             | 11-24/.458 | 2-8/.250  | 38             | 13-26/.500 | 4-11/.364 |
| USC    | 38             | 16-28/.571 | 2-9/.222  | 41             | 28-55/.509 | 4-11/.364 |
| @BAMA  | 39             | 14-30/.467 | 4-15/.267 | 39             | 13-30/.433 | 4-16/.250 |
| AUB    | 34             | 11-28/.393 | 4-16/.250 | 35             | 13-24/.542 | 4-13/.308 |
| @MIZ   | 36             | 10-31/.323 | 1-8/.125  | 31             | 10-24/.417 | 2-8/.250  |
| @UT    | 40             | 11-23/.478 | 4-9/.444  | 42             | 15-30/.500 | 2-7/.286  |
| MSU    | 40             | 18-29/.621 | 1-2/.500  | 38             | 12-22/.545 | 2-5/.400  |
| @FLA   | 33             | 11-27/.407 | 5-12/.417 | 40             | 12-19/.632 | 1-4/.250  |
| MIZ    | 33             | 14-26/.538 | 3-11/.273 | 35             | 10-30/.333 | 1-10/.100 |
| UT     | 27             | 10-27/.370 | 3-11/.273 | 42             | 14-27/.519 | 1-6/.167  |
| @UGA   | 47             | 19-34.559  | 5-11/.455 | 52             | 19-33/.576 | 5-12/.417 |

**STATS BY HALF - ARKANSAS**

|        | -- 1ST HALF -- |            |           | -- 2nd HALF -- |            |           |
|--------|----------------|------------|-----------|----------------|------------|-----------|
|        | PTS            | FG         | 3PT       | PTS            | FG         | 3PT       |
| Rice   | 39             | 16-33/.485 | 4-12/.333 | 52             | 21-34/.462 | 6-13/.462 |
| NTX    | 28             | 11-23/.478 | 3-10/.300 | 38             | 9-22/.409  | 3-12/.250 |
| MONT   | 31             | 10-28/.357 | 3-13/.231 | 33             | 10-26/.385 | 1-7/.143  |
| TXSOU  | 37             | 15-34/.441 | 0-13/.000 | 45             | 16-37/.432 | 6-13/.262 |
| S DAK  | 39             | 15-35/.429 | 4-14/.286 | 38             | 16-31/.516 | 0-6/.000  |
| @GT    | 30             | 12-31/.387 | 5-15/.333 | 26             | 9-23/.391  | 1-7/.143  |
| NKU    | 33             | 14-31/.452 | 2-10/.200 | 33             | 9-24/.375  | 1-8/.125  |
| APSU   | 34             | 12-21/.571 | 6-11/.545 | 35             | 10-25/.400 | 3-12/.250 |
| @WKU   | 28             | 12-27/.406 | 3-11/.273 | 45             | 14-33/.424 | 6-16/.375 |
| Tulsa  | 50             | 17-31/.548 | 6-15/.400 | 48             | 17-29/.586 | 5-15/.333 |
| vValpo | 32             | 12-28/.429 | 4-13/.308 | 40             | 9-24/.375  | 6-14/.429 |
| @Ind   | 33             | 12-36/.343 | 4-14/.286 | 38             | 13-27/.481 | 8-17/.471 |
| TXAM   | 42             | 13-24/.542 | 6-15/.400 | 27             | 11-24/.324 | 4-14/.286 |
| @LSU   | 40             | 16-31/.516 | 5-13/.385 | 37             | 10-27/.370 | 3-12/.250 |
| @OM    | 27             | 8-30/.267  | 3-12/.250 | 49             | 15-26/.577 | 5-8/.625  |
| VANDY  | 34             | 14-34/.412 | 1-11/.091 | 41             | 17-30/.567 | 4-9/.444  |
| UK     | 27             | 9-23/.391  | 6-10/.600 | 39             | 10-34/.294 | 2-16/.125 |
| @MSU   | 26             | 12-28/.429 | 2-10/.200 | 44             | 18-35/.514 | 2-10/.200 |
| TCU    | 33             | 13-26/.500 | 3-4/.750  | 45             | 14-26/.583 | 3-5/.600  |
| USC    | 32             | 10-31/.323 | 4-16/.250 | 45             | 12-23/.522 | 3-10/.300 |
| @Bama  | 36             | 14-32/.438 | 3-11/.273 | 46             | 14-27/.519 | 3-5/.600  |
| AUB    | 32             | 12-29/.414 | 6-12/.500 | 37             | 11-24/.458 | 4-10/.400 |
| @MIZ   | 30             | 8-25/.320  | 2-8/.250  | 37             | 11-26/.423 | 0-4/.000  |
| @UT    | 23             | 7-25/.280  | 3-10/.300 | 38             | 8-24/.333  | 2-6/.333  |
| MSU    | 32             | 11-27/.407 | 3-8/.375  | 45             | 13-25/.520 | 3-8/.375  |
| @FLA   | 26             | 9-28/.321  | 1-9/.111  | 33             | 13-27/.481 | 2-7/.286  |
| MIZ    | 35             | 12/24/.500 | 5-10/.500 | 43             | 13-29/.448 | 7-15/.467 |
| UT     | 40             | 12-26/.462 | 5-15/.333 | 46             | 13-26/.500 | 4-8/.500  |
| @UGA   | 39             | 11-30/.367 | 6-15/.400 | 50             | 18-32/.563 | 3-9/.333  |


**MASON JONES:**

- **LEADS THE SEC IN SCORING:** 21.3 ppg (looking to be 1st Hog to do so)
- HOGS THAT LED THE SOUTHWEST CONFERENCE IN SCORING:**
  - 1947-48: George Kok 20.4 ppg
  - 1972-73: Martin Terry 28.3 ppg
  - 1982-83: Darrell Walker 18.2 ppg
  - 1984-85: Joe Kleine 22.1 ppg
- **LEADS THE NCAA IN BOTH FT MADE (207) and FT ATTEMPTS (250)**
- **TIED LEAGUE-RECORD, 4x SEC PLAYER OF THE WEEK (3rd player to do so)**
- **4TH IN NCAA IN SCORING AMONG NCAA's 6 POWER LEAGUES**
  - Markus Howard (Marquette) • 1st / 27.6 ppg
  - Luka Garza (Iowa) • 5th / 23.7 ppg
  - Myles Powell (Seton Hall) • 12th / 21.5 ppg
  - MASON JONES (Arkansas) • 15th / 21.3 ppg
- **THE ONLY PLAYER IN THE SEC**
  - To lead his team in Scoring, Rebounding, Assists and Steals
  - To lead his team in Rebounding and Assists
  - Among the SEC top 20 in scoring (1st) • rebounding (19th) • steals (7th) • assists (11th).
  - ^ 6th in FT% • 6th in FG Made • 9th in 3's made • 9th in FG% • 9th in def. rebs
- **ONLY 3 SEC PLAYERS TO LEAD THEIR TEAM IN SCORING AND REBS:**
  - Mason Jones (ARK) 21.3 ppg 5.9 rpg
  - Reggie Perry (MSU) 17.3 ppg 9.7 rpg
  - Josh Nebo (TX A&M) 12.0 ppg 6.3 rpg



- Selected the SEC Co-Player of the Week after leading the 11-1 Razorbacks to a win at Indiana. Joe shared the honor with Kentucky's Nick Richards.
- Joe scored 24 points and added five rebounds as Arkansas claimed its first-ever road win at a Big Ten member (1-7).
- Joe played all 20 minutes of the second half and scored 18 points in the period. He helped Arkansas overcome a 38-33 halftime deficit, an 11-point deficit with 16 minutes to play and a 9-point deficit with eight minutes remaining.
- With Arkansas down 11, Joe scored 15 of Arkansas' final 32 points as the Razorbacks closed the game on a 32-14 run, including a 19-3 run over the final eight minutes.
- First, Joe made three 3-pointers to trim Arkansas' 11-point deficit to two. Later, with Arkansas down nine, Joe hit a turnaround jumper on the right elbow to tie the game, 61-61. Joe sealed the win by going 4-of-4 at the free throw line over the final 27 seconds.



- FIRST:** Scored a then career-high 32 points in the season-opening win over Rice. He not only set a career high for points, but he established career highs in field goals made (12), field goals attempted (18) and steals (5). He had seven rebounds (his 3rd-best career total), was 4-of-8 from 3-point range and 4-of-4 from the free throw line.
- The 32 points by Jones were the second-most by a Razorback in a season opener and marked the third, 30-point game in Jones' career. His 17 first-half points nearly matched that of the Rice team (19).



- SECOND:** Scored a career-high 41 points and added six rebounds, while leading the team in assists (4) and steals (4). He tied career highs by going 12-of-18 from the field (7-of-7 from 2-point range) while going 5-of-11 from 3-point range and 12-of-13 at the free throw line.
- 41 points ties for 6th-most in the NCAA this season and ties for 7th-most in Arkansas history.
  - In the first half, Jones scored 20 points, including a long 3-pointer at the buzzer for a 16-point halftime lead. He also had three steals, two assists and a blocked shot.
  - In the second half, after Tulsa worked its 16-point deficit to nine (68-59 with 11:49 left), Jones scored 15 straight for the Razorbacks during an 18-5 run to give Arkansas a 22-point lead (86-64) with 6:00 left.



- THIRD:** Jones had a pair of 30-point games and was rewarded by being named the SEC Men's Basketball Player of the Week for a league-best third time. Jones shared the honor with Mississippi State's Reggie Perry.
- For the week, Jones averaged 32 points, 8.5 rebounds, 2.5 assists and 1.5 steals.
  - Versus South Carolina, Jones scored 34 points while grabbing a career-high 12 rebounds to record his second double-double of the season. He was the first Razorback to have at least 34 points and 12 rebounds in a game since 1989. Jones scored 26 of his 34 in the second half on the strength of making 13-of-14 from the free throw line.
  - At Alabama, Jones scored 30 points with five rebounds and two steals. He helped Arkansas overcome a 12-0 deficit to start the game. Jones made 10-of-20 FG while going 4-of-7 from 3-point range. He scored 17 of his 30 points in the first half. Jones made three free throws inside the final 31 seconds to secure the win.



- FOURTH:** Arkansas junior Mason Jones averaged 31.5 points and broke the 1,000-point barrier for his career to earn his fourth SEC Player of the Week honor this season, sharing the award with Kentucky's Immanuel Quickley.
- Jones is just the third player in SEC history to be a four-time Player of the Week selection since the award started in 1985, joining Kentucky's Jodie Meeks (2008-09) and Vanderbilt's Shan Foster (2007-08).
  - Jones led Arkansas to an 86-69 victory over Tennessee by scoring 37 points. He scored 11 of Arkansas' first 13 points for an early 16-3 lead. In the second half after UT cut a 15-point deficit to two with 14:10 left, Jones answered with an old-fashion 3-point play to put the Razorbacks up five. Overall, Arkansas would go on an 18-8 run to put the game out of reach with Jones scoring 12 in the run.
  - At Georgia, Jones scored 26 points with five assists in the loss. In the second half and Arkansas down 11 with 10:52 to play, Jones accounted for 12 points (scoring eight and assisting on two baskets) to get the Razorbacks to within one (73-72).

|  |               |
|--|---------------|
| <b>Overall:</b>                          | <b>128-45</b> |
| - At Arkansas                            | 18-11         |
| Home:                                    | 71-9          |
| Away:                                    | 38-26         |
| Neutral:                                 | 19-10         |
| <b>Conference Games:</b>                 | <b>60-28</b>  |
| - At Arkansas                            | 6-10          |
| Home:                                    | 35-9          |
| Away:                                    | 25-19         |
| <b>Against Ranked Teams:</b>             | <b>1-5</b>    |
| - At Arkansas                            | 0-2           |
| Home:                                    | 0-2           |
| Away:                                    | 0-1           |
| Neutral:                                 | 1-2           |
| <b>Record by Month:</b>                  |               |
| November:                                | 32-4          |
| December:                                | 25-8          |
| January:                                 | 28-10         |
| February:                                | 25-12         |
| March:                                   | 16-11         |
| April:                                   | 1-0           |
| <b>When Leading at Halftime:</b>         | <b>97-5</b>   |
| at Arkansas                              | 14-1          |
| <b>When Trailing at Halftime:</b>        | <b>29-39</b>  |
| at Arkansas                              | 4-10          |
| <b>When Tied at Halftime:</b>            | <b>2-1</b>    |
| at Arkansas                              | 0-0           |
| <b>Out-Rebounding Opp:</b>               | <b>74-10</b>  |
| at Arkansas                              | 4-0           |
| <b>Being Out-Rebounded:</b>              | <b>47-32</b>  |
| at Arkansas                              | 14-10         |
| <b>Rebounds Are Even:</b>                | <b>7-2</b>    |
| at Arkansas                              | 0-1           |
| <b>When Scoring First:</b>               | <b>75-20</b>  |
| at Arkansas                              | 9-4           |
| <b>When Opponent Scores First:</b>       | <b>53-25</b>  |
| at Arkansas                              | 9-7           |
| <b>One-Possession Games:</b>             | <b>16-12</b>  |
| at Arkansas                              | 1-4           |
| <b>Overtime Games:</b>                   | <b>7-6</b>    |
| at Arkansas                              | 1-3           |
| <b>Games Decided by 1-5 Pts or Less:</b> | <b>28-19</b>  |
| at Arkansas                              | 4-5           |
| <b>Games Decided by 6-10 Pts:</b>        | <b>20-12</b>  |
| at Arkansas                              | 5-4           |
| <b>Games Decided by 11-19 Pts:</b>       | <b>37-9</b>   |
| at Arkansas                              | 4-1           |
| <b>Games Decided by 20-plus Pts:</b>     | <b>33-5</b>   |
| at Arkansas                              | 5-1           |
| <b>Shooting 50 percent or Better:</b>    | <b>41-1</b>   |
| at Arkansas                              | 3-0           |
| <b>Shooting Pct. Better Than Opp:</b>    | <b>103-8</b>  |
| at Arkansas                              | 14-3          |
| <b>Shooting Pct. Worse Than Opp:</b>     | <b>23-36</b>  |
| at Arkansas                              | 3-8           |
| <b>Shooting Pct. Same as Opp:</b>        | <b>1-1</b>    |
| at Arkansas                              | 0-0           |
| <b>Out-Scoring Opp Bench:</b>            | <b>60-2</b>   |
| at Arkansas                              | 7-1           |
| <b>Out-Scored By Opp Bench:</b>          | <b>63-34</b>  |
| at Arkansas                              | 10-10         |
| <b>Bench Scoring Even:</b>               | <b>5-0</b>    |
| at Arkansas                              | 1-0           |

**MUSSELMAN VERSUS CONFERENCES**

|                   |     |                 |       |                |      |
|-------------------|-----|-----------------|-------|----------------|------|
| American Athletic | 3-0 | CAA             | 1-0   | Ohio Valley    | 3-1  |
| American East     | 1-0 | C-USA           | 2-1   | Pac-12         | 5-1  |
| ACC               | 1-0 | Horizon League  | 2-0   | Patriot League | 0-0  |
| Atlantic Sun      | 0-0 | Ind./Non D1     | 2-0   | SEC            | 6-11 |
| Atlantic 10       | 3-0 | Ivy League      | 0-0   | SoCon          | 0-0  |
| Big East          | 0-0 | MAAC            | 1-1   | Southland      | 0-0  |
| Big Sky           | 6-0 | Mid-American    | 1-0   | SWAC           | 1-0  |
| Big South         | 2-0 | MEAC            | 0-0   | Summit League  | 2-0  |
| Big Ten           | 1-0 | Missouri Valley | 6-2   | Sun Belt       | 2-0  |
| Big 12            | 2-3 | Mountain West   | 60-21 | WCC            | 8-2  |
| Big West          | 5-2 | Northeast       | 0-0   | WAC            | 2-0  |

|                                    |              |
|------------------------------------|--------------|
| <b>Scoring Below 50 Points:</b>    | <b>0-0</b>   |
| - At Arkansas                      | 0-0          |
| Home:                              | 0-0          |
| Away:                              | 0-0          |
| Neutral:                           | 0-0          |
| <b>Scoring 50-59 Points:</b>       | <b>0-8</b>   |
| - At Arkansas                      | 0-0          |
| Home:                              | 0-1          |
| Away:                              | 0-5          |
| Neutral:                           | 0-2          |
| <b>Scoring 60-69 Points:</b>       | <b>14-13</b> |
| - At Arkansas                      | 6-2          |
| Home:                              | 8-3          |
| Away:                              | 3-7          |
| Neutral:                           | 3-3          |
| <b>Scoring 70-79 Points:</b>       | <b>44-16</b> |
| - At Arkansas                      | 7-5          |
| Home:                              | 24-4         |
| Away:                              | 14-9         |
| Neutral:                           | 6-3          |
| <b>Scoring 80-89 Points:</b>       | <b>45-3</b>  |
| - At Arkansas                      | 3-1          |
| Home:                              | 25-0         |
| Away:                              | 13-2         |
| Neutral:                           | 7-1          |
| <b>Scoring 90-99 Points:</b>       | <b>17-1</b>  |
| - At Arkansas                      | 2-0          |
| Home:                              | 10-0         |
| Away:                              | 6-1          |
| Neutral:                           | 1-0          |
| <b>Scoring 100 or More Points:</b> | <b>8-1</b>   |
| - At Arkansas                      | 0-0          |
| Home:                              | 5-0          |
| Away:                              | 2-1          |
| Neutral:                           | 1-0          |

|  |              |
|--|--------------|
| <b>Opponent Scores Below 50 Points:</b>    | <b>5-0</b>   |
| - At Arkansas                              | 3-0          |
| Home:                                      | 4-0          |
| Away:                                      | 1-0          |
| Neutral:                                   | 0-0          |
| <b>Opponent Scores 50-59 Points:</b>       | <b>22-1</b>  |
| - At Arkansas                              | 4-0          |
| Home:                                      | 15-1         |
| Away:                                      | 6-0          |
| Neutral:                                   | 1-0          |
| <b>Opponent Scores 60-69 Points:</b>       | <b>52-6</b>  |
| - At Arkansas                              | 8-0          |
| Home:                                      | 31-0         |
| Away:                                      | 12-2         |
| Neutral:                                   | 9-4          |
| <b>Opponent Scores 70-79 Points:</b>       | <b>35-16</b> |
| - At Arkansas                              | 3-6          |
| Home:                                      | 18-5         |
| Away:                                      | 12-9         |
| Neutral:                                   | 5-2          |
| <b>Opponent Scores 80-89 Points:</b>       | <b>13-13</b> |
| - At Arkansas                              | 0-3          |
| Home:                                      | 5-2          |
| Away:                                      | 5-10         |
| Neutral:                                   | 3-1          |
| <b>Opponent Scores 90-99 Points:</b>       | <b>1-4</b>   |
| - At Arkansas                              | 0-1          |
| Home:                                      | 1-2          |
| Away:                                      | 0-1          |
| Neutral:                                   | 0-1          |
| <b>Opponent Scores 100 or More Points:</b> | <b>1-2</b>   |
| - At Arkansas                              | 0-0          |
| Home:                                      | 0-0          |
| Away:                                      | 1-2          |
| Neutral:                                   | 0-0          |

**MUSSELMAN VERSUS ALL OPPONENTS**

| Opponent             | Overall | at Nevada | at Arkansas | Last Meeting |
|----------------------|---------|-----------|-------------|--------------|
| Air Force            | 7-0     | 7-0       | 0-0         | 03/05/19     |
| Akron                | 1-0     | 1-0       | 0-0         | 12/22/18     |
| Alabama              | 1-0     | 0-0       | 1-0         | 02/01/20     |
| Arizona State        | 1-0     | 1-0       | 0-0         | 12/07/18     |
| Arkansas-Little Rock | 1-0     | 1-0       | 0-0         | 11/16/18     |
| Alabama              | 0-1     | 0-0       | 0-1         | 02/04/20     |
| Austin Peay          | 1-0     | 0-0       | 1-0         | 11/12/19     |
| Boise State          | 7-2     | 7-2       | 0-0         | 02/02/19     |
| Bradley              | 1-0     | 1-0       | 0-0         | 12/03/16     |
| Buffalo              | 1-0     | 1-0       | 0-0         | 11/25/16     |
| BYU                  | 1-0     | 1-0       | 0-0         | 11/06/18     |
| Cal State Fullerton  | 0-1     | 0-1       | 0-0         | 11/28/15     |
| California Baptist   | 1-0     | 1-0       | 0-0         | 11/19/18     |
| Cincinnati           | 1-0     | 1-0       | 0-0         | 03/18/18     |
| Coastal Carolina     | 1-0     | 1-0       | 0-0         | 11/13/15     |
| Colorado State       | 7-1     | 7-1       | 0-0         | 02/02/19     |
| Davidson             | 1-0     | 1-0       | 0-0         | 11/21/17     |
| Drake                | 1-0     | 1-0       | 0-0         | 12/12/15     |
| Eastern Washington   | 1-0     | 1-0       | 0-0         | 03/21/16     |
| Florida              | 0-2     | 0-1       | 0-1         | 02/18/20     |
| Fresno Pacific       | 1-0     | 1-0       | 0-0         | 12/09/15     |
| Fresno State         | 6-3     | 6-3       | 0-0         | 02/23/19     |
| LSU                  | 0-1     | 0-0       | 0-1         | 02/29/20     |
| Georgia Tech         | 1-0     | 0-0       | 1-0         | 11/25/19     |
| Grand Canyon         | 1-0     | 1-0       | 0-0         | 12/09/18     |
| Hawaii               | 1-1     | 1-1       | 0-0         | 11/24/17     |
| Holy Names           | 1-0     | 1-0       | 0-0         | 11/30/15     |
| Idaho                | 1-0     | 1-0       | 0-0         | 11/10/17     |
| Illinois State       | 1-0     | 1-0       | 0-0         | 11/29/17     |
| Indiana              | 1-0     | 0-0       | 1-0         | 12/29/19     |
| Iona                 | 1-1     | 1-1       | 0-0         | 11/26/16     |
| Iowa State           | 0-1     | 0-1       | 0-0         | 03/16/17     |
| Kentucky             | 0-1     | 0-0       | 0-1         | 01/19/20     |
| LSU                  | 0-1     | 0-0       | 0-1         | 01/08/20     |
| Loyola-Chicago       | 1-1     | 1-1       | 0-0         | 11/28/18     |
| Loyola Marymount     | 1-0     | 1-0       | 0-0         | 11/14/16     |
| Ole Mis              | 1-0     | 0-0       | 1-0         | 01/11/20     |
| Mississippi State    | 0-2     | 0-0       | 0-2         | 02/15/20     |
| Missouri             | 1-1     | 0-0       | 1-1         | 02/21/20     |
| Montana              | 2-0     | 1-0       | 1-0         | 11/16/19     |
| Montana State        | 1-0     | 1-0       | 0-0         | 11/15/15     |
| Morehead State       | 2-1     | 2-1       | 0-0         | 04/01/16     |
| New Mexico           | 5-3     | 5-3       | 0-0         | 02/09/19     |

| Opponent           | Overall       | at Nevada     | at Arkansas  | Last Meeting |
|--------------------|---------------|---------------|--------------|--------------|
| North Texas        | 1-0           | 0-0           | 1-0          | 11/12/19     |
| Northern Kentucky  | 1-0           | 0-0           | 1-0          | 11/30/19     |
| Oakland            | 1-0           | 1-0           | 0-0          | 11/23/16     |
| Oregon State       | 1-1           | 1-1           | 0-0          | 11/18/16     |
| Pacific            | 4-0           | 4-0           | 0-0          | 11/09/18     |
| Portland State     | 1-0           | 1-0           | 0-0          | 11/25/15     |
| Radford            | 1-0           | 1-0           | 0-0          | 12/17/17     |
| Rhode Island       | 1-0           | 1-0           | 0-0          | 11/13/17     |
| Rice               | 1-0           | 0-0           | 1-0          | 11/05/19     |
| Saint Mary's       | 0-1           | 0-1           | 0-0          | 11/11/16     |
| San Diego State    | 3-7           | 3-7           | 0-0          | 03/01/19     |
| San Francisco      | 0-1           | 0-1           | 0-0          | 12/23/17     |
| San Jose State     | 6-0           | 6-0           | 0-0          | 01/09/19     |
| Santa Clara        | 2-0           | 2-0           | 0-0          | 11/15/17     |
| South Carolina     | 0-1           | 0-0           | 0-1          | 01/29/20     |
| South Dakota       | 1-0           | 0-0           | 1-0          | 11/22/19     |
| South Dakota State | 1-0           | 1-0           | 0-0          | 12/15/18     |
| Southern Cal       | 1-0           | 1-0           | 0-0          | 12/01/18     |
| Southern Illinois  | 1-0           | 1-0           | 0-0          | 12/22/17     |
| Tennessee          | 1-1           | 0-0           | 1-1          | 02/26/20     |
| Texas              | 1-0           | 1-0           | 0-0          | 03/16/18     |
| Texas A&M          | 1-0           | 0-0           | 1-0          | 01/04/20     |
| TCU                | 1-1           | 0-1           | 1-0          | 01/25/20     |
| Texas Southern     | 1-0           | 0-0           | 1-0          | 11/19/19     |
| Texas Tech         | 0-1           | 0-1           | 0-0          | 12/05/17     |
| Towson             | 1-0           | 1-0           | 0-0          | 12/21/16     |
| Tulsa              | 2-0           | 1-0           | 1-0          | 12/14/19     |
| UC Davis           | 1-0           | 1-0           | 0-0          | 12/19/17     |
| UC Irvine          | 2-0           | 2-0           | 0-0          | 12/02/17     |
| UC Santa Barbara   | 1-0           | 1-0           | 0-0          | 12/22/16     |
| UMass              | 1-0           | 1-0           | 0-0          | 11/23/18     |
| UNLV               | 7-2           | 7-2           | 0-0          | 02/27/19     |
| Utah               | 1-0           | 1-0           | 0-0          | 12/29/18     |
| Utah State         | 7-2           | 7-2           | 0-0          | 03/02/19     |
| Valparaiso         | 1-0           | 0-0           | 1-0          | 12/21/19     |
| Vanderbilt         | 1-0           | 0-0           | 1-0          | 01/15/20     |
| Vermont            | 1-0           | 1-0           | 0-0          | 03/23/16     |
| Washington         | 1-0           | 1-0           | 0-0          | 12/11/16     |
| Western Kentucky   | 0-1           | 0-0           | 0-1          | 12/07/19     |
| Wichita State      | 0-1           | 0-1           | 0-0          | 12/22/15     |
| Wyoming            | 5-1           | 5-1           | 0-0          | 02/16/19     |
| <b>Totals</b>      | <b>128-45</b> | <b>110-34</b> | <b>18-11</b> |              |

## BEST WINNING PERCENTAGE among active NCAA Division I head coaches (min 4 yrs)

(stats.NCAA.org/head\_coaches • Thru Mar 2, 2020)

|    |                                    |             |               |               |
|----|------------------------------------|-------------|---------------|---------------|
| 1  | Mark Few, Gonzaga                  | .828        | 597-124       | 21st yr       |
| 2  | Chris Jans, New Mexico State       | .780        | 103-29        | 4th yr        |
| 3  | Roy Williams, North Carolina       | .779        | 883-251       | 32nd yr       |
| 4  | John Calipari, Kentucky            | .774        | 732-214       | 28th yr       |
| 5  | Mike Krzyzewski, Duke              | .768        | 1156-350      | 45th yr       |
| 6  | Bill Self, Kansas                  | .767        | 706-214       | 27th yr       |
| 7  | Rick Croy, Cal Baptist (2nd in DI) | .765        | 169-52        | 7th yr        |
| 8  | Steve Forbes, ETSU                 | .747        | 127-43        | 5th yr        |
| 9  | <b>ERIC MUSSELMAN, ARKANSAS</b>    | <b>.740</b> | <b>128-45</b> | <b>5th yr</b> |
| 10 | Sean Miller, Arizona               | .734        | 403-146       | 16th yr       |



- Named General Manager of CBA's Rapid City Thrillers at age of 22. The next year, became head coach of the Thrillers at he age of 23, the youngest coach in CBA history.
- From 1990-1997, had 24 players called up to the NBA, the highest number in the league during that span ... The only person in CBA history to coach in five league All-Star Games (1990, 1992, 1993, 1994, 1997)
- The first coach in professional basketball history to win 100 games by the age of 28.
- At the age of 37, named head coach of the Golden State Warriors ... He and his father, Bill, were first father-son combination to both become head coaches in NBA history.
- In 2003, was runner-up to San Antonio's Gregg Popovich for NBA Coach of the Year Award voting (231 points, including 26 first-place votes).
- Only needed 130 games to win his 100th game as a collegiate head coach.

## INDIVIDUAL GAME HIGHS:

### Most Points:

|              |    |   |
|--------------|----|---|
| at Nevada:   | 45 | Jordan Caroline at New Mexico 01/07/17  |
|              | 40 | Jordan Caroline at Colorado St 02/06/19 |
|              | 37 | D.J. Fenner v UNLV 02/08/17             |
|              | 34 | Marqueze Coleman at Hawai'i 11/16/15    |
|              | 33 | Caleb Martin at Utah 12/29/18           |
|              | 32 | Marcus Marshall at Wyoming 01/14/17     |
|              | 32 | Marcus Marshall at Washington 12/11/16  |
|              | 32 | Tyron Criswell v E. Washington 03/21/16 |
|              | 30 | 4x                                      |
| at Arkansas: | 41 | Mason Jones vs Tulsa 12/14/19           |
|              | 40 | Mason Jones vs Auburn 02/04/20          |
|              | 38 | Mason Jones vs Miss State 02/15/20      |
|              | 37 | Mason Jones vs Tennessee 02/26/20       |
|              | 34 | Mason Jones vs South Carolina 01/29/20  |
|              | 34 | Isaiah Joe at Ole Miss 01/11/20         |
|              | 33 | Isaiah Joe vs Texas Southern 11/19/19   |
|              | 32 | Mason Jones vs Rice 11/05/19            |
|              | 30 | Mason Jones at Alabama 02/01/20         |
|              | 30 | Jimmy Whitt Jr. vs Vanderbilt 01/15/20  |

SEC Game 40 Mason Jones vs Auburn 02/04/20

SEC Tourney

NCAA Tourney

Bud Walton: 41 Mason Jones vs Tulsa 12/14/19

Road Game: 34 Isaiah Joe at Ole Miss 01/11/20

Neutral Site: 21 Isaiah Joe vs Valpo 12/21/19

Ranked Opp: 40 Mason Jones vs Auburn 02/04/20

Frosh: --

Soph: 34 Isaiah Joe at Ole Miss 01/11/20

Junior: 41 Mason Jones vs Tulsa 12/14/19

Senior: 30 Jimmy Whitt Jr. vs Vanderbilt 01/15/20

Season Opener: 32 Mason Jones vs Rice 11/05/19

SEC Opener 17 Isaiah Joe &amp; Mason Jones vs TX A&amp;M 01/04/20

### Most Field Goals Made:

|              |    |  |
|--------------|----|--|
| at Nevada:   | 17 | Jordan Caroline at New Mexico 01/07/17   |
|              | 13 | Cody Martin v Utah State 02/17/18        |
|              | 12 | Jordan Caroline at UNLV 02/25/17         |
|              | 12 | Cameron Oliver v E. Washington 03/21/16  |
|              | 12 | D.J. Fenner v UNLV 02/08/17              |
| at Arkansas: | 14 | Jimmy Whitt Jr. vs Vanderbilt 01/15/20   |
|              | 12 | Mason Jones vs Auburn 02/04/20           |
|              | 12 | Mason Jones vs Tulsa 12/14/19            |
|              | 12 | Mason Jones vs Rice 11/05/19             |
|              | 11 | Mason Jones vs Tennessee 02/26/20        |
|              | 11 | Isaiah Joe at Ole Miss 01/11/20          |
|              | 11 | Jimmy Whitt Jr. vs South Dakota 11/19/19 |
|              | 11 | Jimmy Whitt Jr. at Alabama 02/01/20      |

### Most 3-Pointers Made:

|              |   |                                       |
|--------------|---|---------------------------------------|
| at Nevada:   | 8 | Marcus Marshall at UNLV 02/25/17      |
|              | 7 | 6x                                    |
| at Arkansas: | 7 | Isaiah Joe at Ole Miss 01/11/20       |
|              | 6 | Isaiah Joe at Indiana 12/29/19        |
|              | 6 | Isaiah Joe vs Texas Southern 11/19/19 |

### Most Free Throws Made:

|              |    |   |
|--------------|----|---|
| at Nevada:   | 15 | Marcus Marshall v Boise State 02/22/17  |
|              | 15 | Marqueze Coleman v UNLV 01/23/16        |
|              | 15 | Marqueze Coleman at Hawai'i 11/16/15    |
|              | 14 | Jordan Caroline v Rhode Island 11/13/17 |
|              | 14 | Marcus Marshall at Wyoming 01/14/17     |
| at Arkansas: | 18 | Mason Jones vs Miss State 02/15/20      |
|              | 15 | Mason Jones vs South Carolina 01/29/20  |
|              | 12 | Isaiah Joe vs Tennessee 02/26/20        |
|              | 12 | Mason Jones vs                          |
|              | 12 | Mason Jones vs Tulsa 12/14/19           |
|              | 11 | Jimmy Whitt Jr. at Tennessee 02/11/20   |
|              | 11 | Mason Jones at Missouri 02/08/20        |
|              | 11 | Mason Jones vs Auburn 02/04/20          |

### Most Rebounds:

|              |    |  |
|--------------|----|--|
| at Nevada:   | 24 | Cameron Oliver v Fresno State 02/1/16    |
|              | 21 | Cameron Oliver at UNLV 02/20/16          |
|              | 17 | Cameron Oliver v Colorado State 03/04/17 |
|              | 16 | 6x                                       |
| at Arkansas: | 12 | Mason Jones vs South Carolina 01/29/20   |
|              | 12 | Jimmy Whitt Jr. at Western Ky 12/07/19   |
|              | 11 | Reggie Chaney at Missouri 02/08/20       |
|              | 11 | Reggie Chaney at Alabama 02/01/20        |
|              | 11 | Reggie Chaney vs Northern Ky 11/30/19    |
|              | 11 | Adrio Bailey vs Montana 11/16/19         |

SEC Game 12 Mason Jones vs South Carolina 01/29/20

SEC Tourney

NCAA Tourney

Bud Walton: 12 Mason Jones vs South Carolina 01/29/20

Road Game: 12 Jimmy Whitt Jr. at Western Ky 12/07/19

Neutral Site: 9 Mason Jones vs Valpo 12/21/19

Ranked Opp: 7 Whitt and Bailey vs Auburn 02/04/20

Frosh: -

Soph: 11 (3x) Reggie Chaney (N. Ky, at Bama at Mizzou)

Junior: 12 Mason Jones vs South Carolina 01/29/20

Senior: 12 Jimmy Whitt Jr. at Western Ky 12/07/19

Season Opener: 9 Adrio Bailey vs Rice 11/05/19

SEC Opener 6 Mason Jones vs Texas A&amp;M 01/04/20

### Most OFFENSIVE Rebounds:

|              |    |                                       |
|--------------|----|---------------------------------------|
| at Nevada:   | 11 | AJ West at Pacific 11/21/15           |
|              | 8  | Cameron Oliver v Fresno State 02/1/16 |
| at Arkansas: | 6  | Reggie Chaney at Missouri 02/08/20    |
|              | 5  | Reggie Chaney at Alabama 02/01/20     |
|              | 5  | Adrio Bailey vs Montana 11/16/19      |

### Most DEFENSIVE Rebounds:

|              |    |  |
|--------------|----|--|
| at Nevada:   | 16 | Cameron Oliver v Fresno State 02/1/16    |
|              | 14 | Cameron Oliver v Colorado State 03/04/17 |
|              | 14 | Cameron Oliver at Wyoming 01/14/17       |
|              | 13 | Cameron Oliver v Colorado State 03/11/17 |
|              | 13 | Cameron Oliver at Air Force 02/15/17     |
| at Arkansas: | 11 | Mason Jones vs South Carolina 01/29/20   |
|              | 9  | Jimmy Whitt Jr. at Western Ky 12/07/19   |
|              | 9  | Reggie Chaney vs Northern Ky 11/30/19    |
|              | 9  | Isaiah Joe at Georgia Tech 11/25/19      |
|              | 8  | 2x                                       |

### Most Assists:

|              |    |   |
|--------------|----|---|
| at Nevada:   | 11 | Cody Martin v BYU 11/06/18                |
|              | 11 | Cody Martin v Colorado State 02/25/18     |
|              | 11 | Marqueze Coleman v Holy Names 11/30/15    |
|              | 10 | Cody Martin v Little Rock 11/16/18        |
|              | 10 | Cody Martin v Pacific 11/09/18            |
|              | 10 | Marcus Marshall v Colorado State 03/04/17 |
| at Arkansas: | 9  | Mason Jones at Ole Miss 01/11/20          |
|              | 8  | Mason Jones vs Vanderbilt 01/15/20        |
|              | 7  | Isaiah Joe vs Rice 11/05/19               |

SEC Game 9 Mason Jones at Ole Miss 01/11/20

SEC Tourney

NCAA Tourney

Bud Walton: 8 Mason Jones vs Vanderbilt 01/15/20

Road Game: 9 Mason Jones at Ole Miss 01/11/20

Neutral Site 4 2x

Ranked Opp: 2 3x

Frosh: -

Soph: 7 Isaiah Joe vs Rice 11/05/19

Junior: 9 Mason Jones at Ole Miss 01/11/20

Senior: 5 Jimmy Whitt Jr. vs Rice 11/05/19

Season Opener: 7 Isaiah Joe vs Rice 11/05/19

SEC Opener 5 Jalen Harris vs Texas A&amp;M 01/04/20

### Most Steals:

|              |   |  |
|--------------|---|--|
| at Nevada:   | 5 | Caleb Martin v California Baptist 11/19/18 |
|              | 5 | Jordan Caroline at San Diego St 02/12/17   |
|              | 5 | Marqueze Coleman at New Mexico 12/30/15    |
|              | 4 | 17 times                                   |
| at Arkansas: | 5 | Mason Jones at Georgia Tech 11/25/19       |
|              | 5 | Isaiah Joe vs Texas Southern 11/19/19      |
|              | 5 | Mason Jones vs Rice 11/05/19               |
|              | 4 | 7x   |

SEC Game 4 Jimmy Whitt Jr. at Alabama 02/01/20

4 Desi Sills vs Auburn 02/04/20

SEC Tourney

NCAA Tourney

Bud Walton: 5 Mason Jones vs Rice 11/05/19

Road Game: 5 Mason Jones at Georgia Tech 11/25/19

Neutral Site: 3 Adrio Bailey &amp; Jimmy Whitt vs Valpo 12/21/19

Ranked Opp: 4 Desi Sills vs Auburn 02/04/20

Frosh: -

Soph: 5 Isaiah Joe vs Texas Southern 11/19/19

Junior: 5 Mason Jones (2x)

Senior: 4 2x

Season Opener: 5 Mason Jones vs Rice 11/05/19

SEC Opener 3 Mason Jones vs Texas A&amp;M 01/04/20

### Most Blocked Shots:

|              |   |  |
|--------------|---|--|
| at Nevada:   | 6 | Cameron Oliver v Morehead State 04/01/16 |
|              | 5 | 7x                                       |
| at Arkansas: | 5 | Adrio Bailey vs Valpo 12/21/19           |
|              | 5 | Adrio Bailey vs Texas Southern 11/19/19  |
|              | 4 | Adrio Bailey at LSU 01/07/20             |
|              | 3 | Ethan Henderson vs Tennessee 02/26/20    |
|              | 3 | Reggie Chaney at Western Ky 12/07/19     |
|              | 3 | Reggie Chaney vs South Dakota 11/22/19   |

SEC Game 4 Adrio Bailey at LSU 01/08/20

SEC Tourney

NCAA Tourney

Bud Walton: 5 Adrio Bailey vs Texas Southern 11/19/19

Road Game: 3 Reggie Chaney at Western Ky 12/07/19

Neutral Site: 5 Adrio Bailey vs Valpo 12/21/19

Ranked Opp: 2 Adrio Bailey &amp; Jimmy Whitt Jr., vs Kentucky (01/18/20)

Frosh: -

Soph: 3 3x

Junior: 2 Mason Jones vs Texas Southern 11/19/19

Senior: 5 Adrio Bailey 2x

Season Opener: 1 by 5 players

SEC Opener 1 Adrio Bailey &amp; Jimmy Whitt vs TX A&amp;M 01/04/20



# 2019-20 SEC STANDINGS

THRU SUN - Mar. 1, 2020



|                   | SEC  | PCT. | HOME | AWAY | OVERALL | PCT. | HOME | ROAD | NEUTRAL | STRK |
|-------------------|------|------|------|------|---------|------|------|------|---------|------|
| 1. Kentucky       | 14-2 | .875 | 8-0  | 6-2  | 24-5    | .828 | 16-1 | 7-2  | 1-2     | W8   |
| 2. Auburn         | 11-5 | .688 | 8-0  | 3-5  | 24-5    | .828 | 16-0 | 4-5  | 4-0     | L1   |
| LSU               | 11-5 | .688 | 7-1  | 4-4  | 20-9    | .690 | 14-2 | 5-5  | 1-2     | W1   |
| 4. Florida        | 10-6 | .625 | 7-1  | 3-5  | 18-11   | .621 | 11-3 | 3-7  | 4-1     | L1   |
| Mississippi State | 10-6 | .625 | 7-1  | 3-5  | 19-10   | .655 | 13-2 | 4-6  | 2-2     | W2   |
| 6. South Carolina | 9-7  | .563 | 6-2  | 3-5  | 17-12   | .586 | 11-5 | 6-5  | 0-2     | L1   |
| 7. Alabama        | 8-8  | .500 | 5-3  | 3-5  | 16-13   | .552 | 10-4 | 4-7  | 2-2     | W1   |
| Tennessee         | 8-8  | .500 | 5-3  | 3-5  | 16-13   | .552 | 11-5 | 3-7  | 2-1     | W1   |
| Texas A&M         | 8-8  | .500 | 4-4  | 4-4  | 14-14   | .500 | 10-6 | 4-4  | 0-4     | L2   |
| 10. Arkansas      | 6-10 | .375 | 4-4  | 2-6  | 18-11   | .621 | 13-4 | 4-7  | 1-0     | L1   |
| Missouri          | 6-10 | .375 | 5-3  | 1-7  | 14-15   | .483 | 11-4 | 2-9  | 1-2     | L1   |
| 12. Georgia       | 5-11 | .313 | 4-4  | 1-7  | 15-14   | .517 | 12-4 | 2-8  | 1-2     | W1   |
| Ole Miss          | 5-11 | .313 | 4-4  | 1-7  | 14-15   | .483 | 11-5 | 1-9  | 2-1     | W1   |
| 14. Vanderbilt    | 1-15 | .063 | 1-7  | 0-8  | 9-20    | .310 | 9-10 | 0-9  | 0-1     | L7   |

## Tuesday, March 3

|                                   |      |           |
|-----------------------------------|------|-----------|
| *Mississippi St at South Carolina | SEC  | 5:30 p.m. |
| *Vanderbilt at Alabama            | SEC  | 7:30 p.m. |
| *Tennessee at Kentucky            | ESPN | 8:00 p.m. |

## Wednesday, March 4

|                         |            |                  |
|-------------------------|------------|------------------|
| *Florida at Georgia     | ESPN       | 6:00 p.m.        |
| *Texas A&M at Auburn    | ESPN2      | 6:00 p.m.        |
| <b>*LSU AT ARKANSAS</b> | <b>SEC</b> | <b>6:00 P.M.</b> |
| *Missouri at Ole Miss   | SEC        | 7:00 p.m.        |

## Saturday, March 7

|                                   |            |                  |
|-----------------------------------|------------|------------------|
| *Auburn at Tennessee              | ESPN/2     | 11:00 a.m.       |
| *South Carolina at Vanderbilt     | SEC        | 11:30 a.m.       |
| *Kentucky at Florida              | CBS        | 12:00 p.m.       |
| *Georgia at LSU                   | ESPN2      | 1:00 p.m.        |
| *Alabama at Missouri              | SEC        | 1:30 p.m.        |
| <b>*ARKANSAS AT TEXAS A&amp;M</b> | <b>SEC</b> | <b>3:30 P.M.</b> |
| *Ole Miss at Mississippi State    | SEC        | 5:30 p.m.        |

## SEC TOURNAMENT

|                                 |      |                   |
|---------------------------------|------|-------------------|
| FIRST ROUND - Wed., March 11    |      |                   |
| Game 1 • #12 vs #13             | SEC  | 6 p.m.            |
| Game 2 • #11 vs #14             | SEC  | 25 min after GM1  |
| SECOND ROUND - Thurs., March 12 |      |                   |
| Game 3 • #8 vs #9               | SEC  | Noon              |
| Game 4 • #4 vs #13/14 winner    | SEC  | 25 min after GM1  |
| Game 5 • #7 vs #10              | SEC  | 6 p.m.            |
| Game 6 • #6 vs #11/14 winner    | SEC  | 25 min after GM1  |
| QUARTERFINALS - Fri., March 13  |      |                   |
| Game 7 • #1 vs GM3 winner       | ESPN | Noon              |
| Game 8 • #4 vs GM4 winner       | ESPN | 25 min after GM1  |
| Game 9 • #2 vs GM5 winner       | SEC  | 6 p.m.            |
| Game 10 • #3 vs GM6 winner      | SEC  | 25 min after GM9  |
| SEMIFINALS - Sat., March 14     |      |                   |
| Game 11 • Winners: GM7 vs GM8   | ESPN | Noon              |
| Game 12 • Winners: GM9 vs GM10  | ESPN | 25 min after GM11 |
| CHAMPIONSHIP - Sun., March 15   |      |                   |
| Game 13 • Winners: GM11 vs GM12 | ESPN | Noon              |

## ARKANSAS & OPPONENTS IN THE NET/RPI RANKINGS

| Opponent            | WHEN GAME WAS PLAYED |             | CURRENT     |
|---------------------|----------------------|-------------|-------------|
|                     | ARK NET/RPI          | OPP NET/RPI | OPP NET/RPI |
| Rice                | -- / --              | -- / --     | 215 / 212   |
| North Texas         | -- / 2               | -- / 55     | 90 / 75     |
| Montana             | -- / 2               | -- / 55     | 129 / 95    |
| Texas Southern      | -- / 70              | -- / 75     | 249 / 178   |
| South Dakota        | -- / 70              | -- / 51     | 180 / 164   |
| @ Georgia Tech      | -- / 20              | -- / 14     | 77 / 80     |
| Northern Kentucky   | -- / 20              | -- / 143    | 153 / 148   |
| Austin Peay         | -- / 14              | -- / 258    | 163 / 142   |
| @ Western Kentucky  | -- / 14              | -- / 75     | 125 / 76    |
| Tulsa               | -- / 15              | -- / 183    | 82 / 81     |
| vs Valpo            | 23 / 12              | 136 / 105   | 135 / 145   |
| @ Indiana           | 34 / 20              | 29 / 27     | 54 / 53     |
| Texas A&M           | 26 / 10              | 197 / 225   | 124 / 151   |
| @ LSU               | 24 / 10              | 30 / 63     | 32 / 21     |
| @ Ole Miss          | 24 / 10              | 68 / 99     | 93 / 150    |
| Vanderbilt          | 24 / 9               | 133 / 200   | 169 / 228   |
| Kentucky            | 24 / 9               | 26 / 53     | 14 / 16     |
| @ Mississippi State | 32 / 14              | 57 / 60     | 52 / 46     |
| TCU                 | 32 / 14              | 65 / 79     | 91 / 101    |
| South Carolina      | 28 / 14              | 89 / 94     | 65 / 73     |
| @ Alabama           | 28 / 14              | 41 / 43     | 42 / 54     |
| Auburn              | 34 / 21              | 19 / 4      | 27 / 3      |
| @ Missouri          | 34 / 21              | 95 / 129    | 92 / 134    |
| @ Tennessee         | 38 / 26              | 68 / 72     | 69 / 69     |
| Mississippi State   | 38 / 26              | 41 / 48     | 52 / 46     |
| @ Florida           | 48 / 42              | 35 / 41     | 33 / 40     |
| Missouri            | 48 / 42              | 88 / 123    | 92 / 134    |
| Tennessee           | 45 / 46              | 64 / 70     | 69 / 69     |
| @ Georgia           | 45 / 46              | 90 / 97     | 83 / 97     |
| LSU                 | 47 / 48              | 32 / 21     | 32 / 21     |
| @ Texas A&M         | 47 / 48              | 124 / 151   | 124 / 151   |

| AP (Mar. 2)       |             |             |
|-------------------|-------------|-------------|
| 1 Kansas (64)     | 26-3        | 1600        |
| 2 Gonzaga         | 29-2        | 1514        |
| 3 Dayton          | 27-2        | 1453        |
| 4 Baylor          | 25-3        | 1395        |
| 5 San Diego State | 28-1        | 1375        |
| <b>6 KENTUCKY</b> | <b>24-5</b> | <b>1253</b> |
| 7 Florida State   | 24-5        | 1164        |
| 8 Seton Hall      | 21-7        | 1145        |
| 9 Maryland        | 23-6        | 1041        |
| 10 Louisville     | 24-6        | 948         |
| 11 Creighton      | 22-7        | 843         |
| 12 Duke           | 23-6        | 809         |
| 13 Oregon         | 22-7        | 802         |
| 14 Villanova      | 22-7        | 779         |
| 15 BYU            | 24-7        | 756         |
| 16 Michigan State | 20-9        | 726         |
| <b>17 AUBURN</b>  | <b>24-5</b> | <b>575</b>  |
| 18 Iowa           | 20-9        | 492         |
| 19 Ohio State     | 20-9        | 489         |
| 20 Penn State     | 21-8        | 367         |
| 21 Houston        | 22-7        | 265         |
| 22 Virginia       | 21-7        | 219         |
| 23 Illinois       | 20-9        | 208         |
| 24 Wisconsin      | 19-10       | 179         |
| 25 Michigan       | 18-11       | 94          |

| COACHES (Mar. 2)  |             |            |
|-------------------|-------------|------------|
| 1 Kansas (32)     | 26-3        | 800        |
| 2 Gonzaga         | 29-2        | 742        |
| 3 Dayton          | 27-2        | 741        |
| 4 Baylor          | 25-3        | 694        |
| 5 San Diego State | 28-1        | 680        |
| <b>6 KENTUCKY</b> | <b>24-5</b> | <b>628</b> |
| 7 Seton Hall      | 21-7        | 567        |
| 8 Florida State   | 24-5        | 555        |
| 9 Maryland        | 23-6        | 516        |
| 10 Louisville     | 24-6        | 494        |
| 11 Duke           | 23-6        | 419        |
| 12 Villanova      | 22-7        | 392        |
| 13 Oregon         | 22-7        | 387        |
| 14 Creighton      | 22-7        | 385        |
| 15 BYU            | 24-7        | 323        |
| <b>AUBURN</b>     | <b>24-5</b> | <b>323</b> |
| 17 Michigan State | 20-9        | 310        |
| 18 Iowa           | 20-9        | 301        |
| 19 Ohio State     | 20-9        | 240        |
| 20 Penn State     | 21-8        | 323        |
| 21 Houston        | 22-7        | 141        |
| 22 Virginia       | 21-7        | 79         |
| Illinois          | 20-9        | 79         |
| 24 Wisconsin      | 19-10       | 78         |
| 25 Butler         | 20-9        | 60         |

**RECEIVING VOTES:** Butler 68, UCLA 54, Stephen F. Austin 47, East Tennessee State 31, West Virginia 22, Providence 17, Colorado 13, Marquette 12, Arizona 9, Texas Tech 9, Northern Iowa 4, Oklahoma 4, Stanford 4, Arizona State 4, Wichita State 2, Saint Mary's 2, **LSU 2**, New Mexico State 2, USC 1, Belmont 1, Vermont 1.

**RECEIVING VOTES:** Michigan 31; UCLA 30; West Virginia 27; Colorado 26; Northern Iowa 19; East Tennessee St. 16; Stephen F. Austin 15; Texas Tech 14; Arizona 14; St. Mary's 13; Marquette 13; Louisiana State 4; Texas 3; Providence 3; Yale 2; Southern California 2; Wichita St. 1; Stanford 1.

## ARKANSAS IN THE RANKINGS

| WEEK      | AP    | COACH | NET |
|-----------|-------|-------|-----|
| Preseason | --    | --    | N/A |
| Nov. 11   | RV/11 | N/A   | N/A |
| Nov. 18   | RV/3  | RV/9  | N/A |
| Nov. 25   | RV/13 | RV/12 | N/A |
| Dec. 2    | RV/17 | RV/8  | N/A |
| Dec. 9    | --    | RV/1  | N/A |
| Dec. 16   | RV/1  | RV/10 | 23  |
| Dec. 23   | --    | RV/2  | 34  |
| Dec. 30   | RV/19 | RV/14 | 26  |
| Jan. 6    | RV/38 | RV/16 | 24  |
| Jan. 13   | RV/65 | RV/44 | 24  |
| Jan. 20   | RV/19 | RV/12 | 32  |
| Jan. 27   | RV/3  | RV/6  | 28  |
| Feb. 3    | --    | --    | 34  |
| Feb. 10   | --    | --    | 38  |
| Feb. 17   | --    | --    | 48  |
| Feb. 24   | --    | --    | 45  |
| Mar. 2    | --    | --    | 47  |
| Mar. 9    |       |       |     |
| Mar. 16   |       |       |     |
| FINAL     |       |       |     |

## The last time Arkansas was ranked in the AP Poll...

|         |     |                  |
|---------|-----|------------------|
| Top 25: | #22 | 01/01/18         |
| Top 15: | #15 | 11/14/00         |
| Top 10: | #6  | 1995 Final Poll  |
| Top 5:  | #5  | 03/07/95         |
| No. 1:  | #1  | '94-95 Preseason |

## Versus 2019-20 Opponents

## NON-CONFERENCE

| SCHOOL            | GMS PLAYED | SERIES RECORD          | H     | A     | N   | LAST MEETING               |
|-------------------|------------|------------------------|-------|-------|-----|----------------------------|
| AUSTIN PEAY       | 5          | ARKANSAS LEADS, 5-0    | 5-0   | 0-0   | 0-0 | H - W, 69-61 (12/03/19)    |
| GEORGIA TECH      | 7          | ARKANSAS TRAILS, 2-5   | 0-1   | 1-2   | 1-2 | A - W, 62-61 OT (11/25/19) |
| INDIANA           | 5          | ARKANSAS LEADS, 3-2    | 1-0   | 1-2   | 1-0 | A - W, 71-64 (12/22/19)    |
| MONTANA           | 1          | ARKANSAS LEADS, 1-0    | 1-0   | 0-0   | 0-0 | H - W, 64-46 (11/16/19)    |
| NORTH TEXAS       | 15         | ARKANSAS LEADS, 15-0   | 9-0   | 1-0   | 5-0 | H - W, 66-43 (11/12/19)    |
| NORTHERN KENTUCKY | 1          | ARKANSAS LEADS, 1-0    | 1-0   | 0-0   | 0-0 | H - W, 66-60 (11/30/19)    |
| RICE              | 144        | ARKANSAS LEADS, 103-41 | 55-11 | 41-29 | 7-1 | H - W, 91-43 (11/05/19)    |
| SOUTH DAKOTA      | 2          | ARKANSAS LEADS, 2-0    | 1-0   | 1-0   | 0-0 | H - W, 77-56 (11/22/19)    |
| TCU               | 143        | ARKANSAS LEADS, 105-28 | 55-15 | 46-21 | 4-2 | H - W, 78-67 (01/25/20)    |
| TEXAS SOUTHERN    | 1          | ARKANSAS LEADS, 7-0    | 5-0   | 0-0   | 2-0 | H - W, 82-51 (11/19/19)    |
| TULSA             | 61         | ARKANSAS LEADS, 37-24  | 25-8  | 9-15  | 3-1 | H - W, 98-79 (12/14/19)    |
| WESTERN KENTUCKY  | 8          | SERIES TIED, 4-1       | 0-2   | 0-2   | 4-0 | A - L, 79-86 OT (12/07/19) |
| VALPARAISO        | 1          | ARKANSAS LEADS, 1-0    | 0-0   | 0-0   | 1-0 | N - W, 72-68 (12/21/19)    |

## SOUTHEASTERN CONFERENCE

| SCHOOL            | GMS PLAYED | SERIES RECORD          | H     | A     | N    | LAST MEETING               |
|-------------------|------------|------------------------|-------|-------|------|----------------------------|
| ALABAMA           | 63         | ARKANSAS LEADS, 35-28  | 19-6  | 8-20  | 8-2  | A - W, 82-78 (02/01/20)    |
| • SEC Only        | 53         | Arkansas Leads, 28-25  | 19-6  | 8-18  | 1-1  |                            |
| AUBURN            | 54         | ARKANSAS LEADS, 34-20  | 21-6  | 12-14 | 1-1  | H - L, 76-79 OT (02/04/20) |
| • SEC Only        | 53         | Arkansas Leads, 34-19  | 21-5  | 12-14 | 1-0  |                            |
| FLORIDA           | 38         | ARKANSAS TRAILS, 12-26 | 8-7   | 2-14  | 2-5  | A - L, 59-73 (02/18/20)    |
| • SEC Only        | 38         | Arkansas Trails, 12-26 | 8-7   | 2-14  | 2-5  |                            |
| GEORGIA           | 39         | ARKANSAS LEADS, 23-16  | 11-3  | 6-10  | 6-3  | A - L, 89-99 (02/29/20)    |
| • SEC Only        | 39         | Arkansas Leads, 23-16  | 11-3  | 6-10  | 6-3  |                            |
| KENTUCKY          | 44         | ARKANSAS TRAILS, 11-33 | 7-8   | 3-15  | 1-10 | H - L, 66-73 (01/18/20)    |
| • SEC Only        | 39         | Arkansas Trails, 11-28 | 7-8   | 3-13  | 1-8  |                            |
| LSU               | 68         | ARKANSAS LEADS, 36-32  | 19-8  | 12-18 | 5-6  | A - L, 77-79 (01/08/20)    |
| • SEC Only        | 59         | Arkansas Leads, 32-27  | 19-8  | 11-17 | 2-2  |                            |
| OLE MISS          | 82         | ARKANSAS LEADS, 49-33  | 16-11 | 9-20  | 24-2 | A - W, 76-72 (01/11/20)    |
| • SEC Only        | 53         | Series Tied, 27-27     | 16-10 | 9-18  | 1-0  |                            |
| MISSISSIPPI STATE | 64         | ARKANSAS LEADS, 33-31  | 21-8  | 7-22  | 5-1  | H - L, 77-78 (02/15/20)    |
| • SEC Only        | 55         | Arkansas Leads, 28-27  | 20-7  | 6-20  | 2-0  |                            |
| MISSOURI          | 53         | ARKANSAS LEADS, 28-25  | 17-9  | 10-16 | 1-0  | H - W, 78-68 (02/22/20)    |
| • SEC Only        | 16         | Arkansas Leads, 9-7    | 7-1   | 2-6   | 0-0  |                            |
| SOUTH CAROLINA    | 35         | ARKANSAS LEADS, 20-15  | 11-5  | 7-8   | 2-2  | H - L, 77-79 (01/29/20)    |
| • SEC Only        | 35         | Arkansas Leads, 20-15  | 11-5  | 6-8   | 3-2  |                            |
| TENNESSEE         | 43         | ARKANSAS TRAILS, 21-22 | 11-4  | 4-13  | 6-5  | H - W, 86-69 (02/26/20)    |
| • SEC Only        | 39         | Arkansas Trails, 18-21 | 11-4  | 4-13  | 3-4  |                            |
| TEXAS A&M         | 159        | ARKANSAS LEADS, 103-56 | 58-15 | 38-37 | 7-4  | H - W, 69-59 (01/04/20)    |
| • SEC Only        | 13         | Arkansas Leads 8-5     | 6-1   | 2-4   | 0-0  |                            |
| VANDERBILT        | 39         | ARKANSAS LEADS, 27-12  | 16-3  | 7-8   | 4-1  | H - W, 75-55 (01/15/20)    |
| • SEC Only        | 37         | Arkansas Leads 26-11   | 15-3  | 7-7   | 4-1  |                            |

## RAZORBACK SPORTS NETWORK RADIO AFFILIATES

[https://tunein.com/radio/Arkansas-Basketball-s308162/?branch\\_match\\_id=730822869045812831](https://tunein.com/radio/Arkansas-Basketball-s308162/?branch_match_id=730822869045812831)

|                      |                     |                    |                   |
|----------------------|---------------------|--------------------|-------------------|
| Batesville (Games)   | KWOZ-FM - 103.3     | Glenwood           | KHGZ-AM - 670     |
| Camden               | KAMD-FM - 97.1      | Hot Springs / Mena | KTTG-FM - 6.3     |
| Crossett             | KAGH-FM - 104.9     | Jonesboro          | KEGI-FM - 100.5   |
| Crossett             | KAGH-AM - AM 800    | Little Rock        | KABZ-FM - 103.7   |
| DeQueen              | KDQN-FM - 92.1      | Magnolia           | KZHE-FM - 100.5   |
| DeWitt               | KDEW-FM - 97.3      | Marshall           | KBCN-FM - 104.3   |
| El Dorado            | KAGL-FM - 93.3      | Mena               | KENA-FM - 104.1   |
| Fayetteville         | KQSM-FM - 92.1      | Monett, MO         | KKBL-FM - 95.9    |
| Fayetteville (Games) | KYNG-AM - AM 1590   | Monticello         | KGPO-FM - 99.9    |
| Fayetteville         | KAKS-FM - 99.5      | Morrilton          | KCON-FM - 99.3    |
| Fayetteville         | KUOA-AM - 1290      | Mountain Home      | KOMT-FM - 93.5    |
| Fayetteville         | KUOA-FM - 95.3      | Ozark              | KDYN-FM - 96.7    |
| Fayetteville         | KBVA-FM - HD3 106.5 | Ozark              | KDYN-AM - AM 1540 |
| Forrest City         | KBFC-FM - 93.5      | Searcy             | KRZS-FM - 99.1    |
| Fort Smith           | KERX-FM - 95.3      | Texarkana          | KKTK-AM - 1400    |
| Glenwood             | KHGZ-FM - 98.9      | Wynne              | KWYN-FM - 92.5    |

## ARKANSAS IN THE 2019-20 NCAA/SEC

(Through Games of Feb. 26, 2020)



| TEAM IN THE NCAA/SEC                                 | NCAA       | SEC      | NO.          |
|--|------------|----------|--------------|
| 3-pt Field Goal Attempts (350 ranked)                | 148        | 6        | 623          |
| Assist Turnover Ratio (350 ranked)                   | 175        | 6        | 0.98         |
| Assists Per Game (350 ranked)                        | 293        | 11       | 11.6         |
| Blocked Shots Per Game (350 ranked)                  | 106        | 9        | 3.7          |
| Defensive Rebounds per Game (350 ranked)             | 289        | 12       | 24           |
| Fewest Fouls (350 ranked)                            | 305        | 11       | 553          |
| <b>Fewest Turnovers (350 ranked)</b>                 | <b>57</b>  | <b>1</b> | <b>329</b>   |
| Field-Goal Percentage (350 ranked)                   | 168        | 7        | 43.9         |
| Field-Goal Percentage Defense (350 ranked)           | 135        | 9        | 42.1         |
| <b>Free Throw Attempts (350 ranked)</b>              | <b>21</b>  | <b>2</b> | <b>648</b>   |
| <b>Free Throws Made (350 ranked)</b>                 | <b>14</b>  | <b>3</b> | <b>474</b>   |
| Free-Throw Percentage (350 ranked)                   | 94         | 6        | 73.1         |
| Offensive Rebounds Per Game (350 ranked)             | 322        | 14       | 7.64         |
| Personal Fouls Per Game (350 ranked)                 | 307        | 11       | 19.8         |
| Rebound Margin (350 ranked)                          | 341        | 14       | -6.6         |
| Scoring Defense (350 ranked)                         | 124        | 6        | 67.5         |
| <b>Scoring Margin (350 ranked)</b>                   | <b>63</b>  | <b>3</b> | <b>6.9</b>   |
| Scoring Offense (350 ranked)                         | 95         | 6        | 74.4         |
| <b>Steals Per Game (350 ranked)</b>                  | <b>28</b>  | <b>1</b> | <b>8.3</b>   |
| <b>Three Pt FG Defense (350 ranked)</b>              | <b>1</b>   | <b>1</b> | <b>25.4</b>  |
| <b>Three-Point Field Goals Per Game (350 ranked)</b> | <b>185</b> | <b>4</b> | <b>7.2</b>   |
| Three-Point Field-Goal Percentage (350 ranked)       | 234        | 7        | 32.3         |
| <b>Total 3-point FGM (350 ranked)</b>                | <b>179</b> | <b>4</b> | <b>201</b>   |
| Total Assists (350 ranked)                           | 283        | 11       | 324          |
| Total Blocks (350 ranked)                            | 104        | 9        | 103          |
| Total Rebounds (350 ranked)                          | 316        | 14       | 886          |
| Total Rebounds Per Game (350 ranked)                 | 332        | 14       | 31.64        |
| <b>Total Steals (350 ranked)</b>                     | <b>31</b>  | <b>1</b> | <b>233</b>   |
| Turnover Margin (343 ranked)                         | 9          | 1        | 4.7          |
| <b>Turnovers Forced (350 ranked)</b>                 | <b>21</b>  | <b>1</b> | <b>16.46</b> |
| <b>Turnovers Per Game (350 ranked)</b>               | <b>55</b>  | <b>1</b> | <b>11.8</b>  |
| Won-Lost Percentage (350 ranked)                     | 85         | 4        | 64.3         |

## RAZORBACKS IN THE NCAA/SEC

|  | PLAYER                 | NCAA       | SEC      | NO.            |
|--|------------------------|------------|----------|----------------|
| 3-pt Field Goal Attempts (248 ranked)                | Isaiah Joe             | 15         | 1        | 230            |
|  | Mason Jones            | 158        | 6        | 165            |
| Assist Turnover Ratio (250 ranked)                   | --                     |            |          |                |
| Assists Per Game (249 ranked)                        | Mason Jones            | 237        | 11       | 3.4            |
| Blocked Shots Per Game (250 ranked)                  | Adrio Bailey           | 106        | 6        | 1.39           |
| Defensive Rebounds per Game (250 ranked)             | Mason Jones            | 201        | 8        | 5              |
| Double Doubles (214 ranked)                          | --                     |            |          |                |
| <b>Field-Goal Percentage (250 ranked)</b>            | <b>Jimmy Whitt Jr.</b> | <b>96</b>  | <b>4</b> | <b>49.1</b>    |
|  | Mason Jones            | 212        | 9        | 43.3           |
| <b>Free Throw Attempts (244 ranked)</b>              | <b>Mason Jones</b>     | <b>1</b>   | <b>1</b> | <b>241</b>     |
| <b>Free Throws Made (250 ranked)</b>                 | <b>Mason Jones</b>     | <b>1</b>   | <b>1</b> | <b>198</b>     |
| <b>Free-Throw Percentage (250 ranked)</b>            | <b>Isaiah Joe</b>      | <b>36</b>  | <b>3</b> | <b>86.3</b>    |
|  | Mason Jones            | 113        | 7        | 82.2           |
| <b>Minutes Per Game (250 ranked)</b>                 | <b>Jimmy Whitt Jr.</b> | <b>17</b>  | <b>2</b> | <b>37:12</b>   |
|  | Isaiah Joe             | 47         | 3        | 35:54          |
|  | Mason Jones            | 192        | 9        | 33:38          |
| Offensive Rebounds Per Game (250 ranked)             | --                     |            |          |                |
| <b>Points Per Game (250 ranked)</b>                  | <b>Mason Jones</b>     | <b>16</b>  | <b>1</b> | <b>21.1</b>    |
|  | Isaiah Joe             | 144        | 7        | 16.5           |
| Rebounds Per Game (250 ranked)                       | --                     |            |          |                |
| Steals Per Game (249 ranked)                         | Mason Jones            | 153        | 8        | 1.56           |
|  | Isaiah Joe             | 161        | 9        | 1.55           |
|  | Jimmy Whitt Jr.        | 221        | 11       | 1.43           |
| <b>Three-Point Field Goals Per Game (250 ranked)</b> | <b>Isaiah Joe</b>      | <b>4</b>   | <b>1</b> | <b>3.59</b>    |
| <b>Three-Point Field-Goal Percentage (89 ranked)</b> | <b>Isaiah Joe</b>      | <b>79</b>  | <b>4</b> | <b>34.3</b>    |
| <b>Total 3-point FGM (250 ranked)</b>                | <b>Isaiah Joe</b>      | <b>32</b>  | <b>2</b> | <b>79</b>      |
| Total Assists (238 ranked)                           | Mason Jones            | 238        | 11       | 91             |
| Total Blocks (244 ranked)                            | Adrio Bailey           | 100        | 6        | 39             |
| <b>Total Field Goal Attempts (248 ranked)</b>        | <b>Mason Jones</b>     | <b>113</b> | <b>4</b> | <b>367</b>     |
|  | Jimmy Whitt Jr.        | 230        | 9        | 328            |
| Total Field Goals Made (247 ranked)                  | Jimmy Whitt Jr.        | 141        | 6        | 161            |
|  | Mason Jones            | 153        | 7        | 159            |
| <b>Total Minutes (250 ranked)</b>                    | <b>Jimmy Whitt Jr.</b> | <b>14</b>  | <b>2</b> | <b>1041:41</b> |
| <b>Total Points (249 ranked)</b>                     | <b>Mason Jones</b>     | <b>21</b>  | <b>1</b> | <b>569</b>     |
| Total Rebounds (250 ranked)                          | --                     |            |          |                |
| Total Steals (242 ranked)                            | Mason Jones            | 153        | 8        | 42             |
|  | Jimmy Whitt Jr.        | 193        | 10       | 40             |
|  | Adrio Bailey           | 242        | 12       | 38             |



## Hogs Sign Davonte Davis

- Arkansas head coach Eric Musselman announced on Nov. 19 that Davonte Davis, a four-star recruit from Jacksonville, signed a National Letter of Intent with the Razorbacks.
- Davis (6-4, 175) is rated 80th on the ESPN Top 100 while ESPN has him the 18th-best shooting guard, the 18th-best player in the region and the second-best player in the state of Arkansas.
- "Our coaching staff is so excited to announce the signing of Davonte "Devo" Davis," Musselman said. "Devo will bring tremendous toughness and versatility to our Arkansas Razorbacks team. We love Devo's ability to be both a playmaker and a scorer at all three levels. He is an elite free throw attempt player and does a great job finishing through contact. From a defensive perspective, Devo will add a long, athletic defender that can guard multiple positions. He is an exhilarating, exciting point guard that Hog fans will love to watch and teammates will love to play with him."
- In other recruiting services, Davis is 100th on the 247Sports Composite and 16th among point guards. Rivals has him ranked 128th nationally and 29th at his position while 247Sports puts him 139th nationally and 21st among point guards. He is also #3 in the state by 247Sports.
- Davis was named to the 2019 USA TODAY All-Arkansas first team as a junior as he averaged 18.5 points, 5.3 rebounds and six assists per game. He played for Woodz Elite in the Nike EYBL.
- He is a three-time Arkansas Activities Association All-State selection, making the 2019 5A team with Jacksonville HS and the 2A teams in 2017 and 2018 while playing at Jacksonville Lighthouse.
- As a sophomore, Davis averaged 18.4 points, 8 assists, 7 rebounds and 2 steals. As a freshman, Davis averaged 16 points and seven rebounds in leading Lighthouse to conference and regional championships as well as the Class 2A state semifinal.

# #PR HOGS

**38**

» Arkansas has had 38 all-time NBA Draft selections from 36 different players in program history.

**16**

» The Razorbacks have 16 All-Star game appearances by Joe Johnson (7), Sidney Moncrief (5) and Alvin Robertson (4).

**12**

» Arkansas has 12 first round NBA Draft picks in program history with Sidney Moncrief going No. 5 overall in 1979.

## 2019-20 PROHOGS

### PATRICK BEVERLEY CLIPPERS

- 8th Year to Play in NBA
- 2009 - 2nd RD/42nd overall

### DANIEL GAFFORD BULLS

- 1st Year to Play in NBA
- 2019 - 2nd RD/38th overall

### DUSTY HANNAHS GRIZZLIES

- signed 10-day contract 2/21/20
- 2nd Year to Play in NBA
- G League - Memphis Hustle

### DARYL MACON HEAT

- signed 2-way contract
- 2nd Year to Play in NBA
- G League - Sioux Falls Skyforce

### BOBBY PORTIS KNICKS

- 5th Year to Play in NBA
- 2015 - 1st RD/2nd overall

## America (ECBL)

Kareem Reid Rowan County

## America (BIG 3)

Joe Johnson Triplets

Sergio Gipson Triplets

Jannero Pargo Triplets

## Austria

Anton Beard UBSC Raiffeisen Graz

## Canada

Olu Famutimi Guelph

Marvell Waithe London

## China

Courtney Fortson Sichuan

Sonny Weems Guangdong ST

## Finland

Dustin Thomas Ura Basket

## Greece

Moses Kingsley Peristeri GS

JaCorey Williams PAOK Thessaloniki

## Iran

Willy Kouassi Shahrdiri BA

## Israel

Rashad Madden Netanya

## Italy

Jaylen Barford Pesaro

Charles Thomas Basket RAV

## Latvia (Russia)

Jabril Durham Vostak 65

## Lebanon

Darian Townes Al Riyadi

## Norway

Anthlon Bell Nidaros Jets

## Puerto Rico

Coty Clarke Piratas de Quebradillas

## Saudi Arabia

Arlando Cook Abha

Michael Qualls Al Fateh Al Hasa

## Slovakia

Alandise Harris Levice

Delvon Johnson Prievidza

## Spain

Marshawn Powell Cafes Candelas Breogan

## Nolan Richardson Court

- Last March, the University of Arkansas System Board of Trustees unanimously approved a resolution to name the court at Bud Walton Arena for Hall of Fame coach Nolan Richardson.
- The University unveiled Nolan Richardson Court at Bud Walton Arena on October 20 prior to exhibition game with Little Rock. Arkansas won the game 79-64 on the newly-named court.
- Richardson was 389-169 in 17 seasons as Arkansas head coach and set a school record for wins. Among his many honors are NABC and Naismith Coach of the Year (1994), USBWA Most Courageous Award (1995), University of Arkansas Sports Hall of Honor (1996), Arkansas Sports Hall of Fame (1998), College Basketball Hall of Fame (2008) and the Naismith Memorial Basketball Hall of Fame (2014). He was honored with a banner in the rafters of Bud Walton Arena in 2015.
- He led the Razorbacks to 13 NCAA Tournament appearances including six Sweet 16's (1990, 1991, 1993, 1994, 1995, 1996), four Elite Eights (1990, 1991, 1994, 1995), three Final Fours (1990, 1994, 1995) a national runner-up finish (1995) and the 1994 NCAA Championship.
- In Richardson's 22 combined years as a head coach at the collegiate level - at Western Texas Junior College, the University of Tulsa and the University of Arkansas - he compiled a record of 508-206 (.711) and became the only head coach in college basketball history to win a National Junior College Championship, NIT Championship and NCAA Championship.



0

## JEANTAL CYLLA

F • Gr.Sr. • 6-7 • 215

Lake Worth, Fla. || Lake Worth HS.

GENE-tall SILL-uh ... Played one season at UNC Wilmington after beginning his career at Florida Atlantic. In addition to his collegiate experience ... Member of the Haitian National Team.

Received his B.A. in Communication Studies from UNCW in May 2019 ... Is pursuing an M.Ed. in Adult and Lifelong Learning at Arkansas.

## 2019-20 HIGHLIGHTS:

- Pulled down six boards in the season-opening win over Rice.
- **Scored his 1,000th career point** (in his 101st game) versus South Dakota ... Added season-high seven points, including his first 3-pointer of the season, with four rebounds.
- Got first start as a Razorback vs Northern Kentucky.
- Only played briefly versus Texas A&M, but came through with a big hustle play that led to Desi Sills' 3-pointer as time expired in the first half.
- Had only played 11 minutes over a seven-game span prior to Ole Miss ... However, was the first Razorbacks off the bench versus the Rebels and he played 11 first-half minutes and led the team with grabbed five rebounds.
- Made both its shots, including a 3-pointer, in scoring five points at Mississippi State ... Added two rebounds and an assist ... His layup at 12:07 in the first half was his first made field goal since the South Dakota game on Nov. 22 ... Played 16:42 (had only played 19 minutes the previous 11 games).
- Grabbed four rebounds with an assist and blocked shot in 13 in the win over TCU
- Played an SEC-high 18:20 at Tennessee, getting a dunk and making 2-of-3 from the line.

## DOUBLE-DOUBLES (3)

2018-19 (Jr. @ UNCW)

| Opp       | Pts | Rebs |
|-----------|-----|------|
| at Mercer | 19  | 10   |

2016-17 (So. @ FAU)

| Opp    | Pts | Rebs |
|--------|-----|------|
| Webber | 10  | 10   |

2015-16 (Fr. @ FAU)

| Opp  | Pts | Rebs |
|------|-----|------|
| UTSA | 24  | 12   |

## PERSONAL BESTS

## POINTS

Season: 7 vs South Dakota (11/22/19)  
Career: 25 at UTEP (01/21/16)

## SEC ONLY

5 at Miss State (01/22/20)  
5 at Miss State (01/22/20)

## FG MADE

Season: 3 vs South Dakota (11/22/19)  
Career: 9 at UTEP (01/21/16)

## SEC ONLY

2 at Miss State (01/22/20)  
2 at Miss State (01/22/20)

## FG ATTEMPTED

Season: 7 (2x) last vs S Dakota (11/22/19)  
Career: 18 at Hofstra (01/17/19)

## SEC ONLY

2 (3x) last at Florida (02/18/20)  
2 (3x) last at Florida (02/18/20)

## 3-POINT FG MADE

Season: 1 vs South Dakota (11/22/19)  
Career: 5 (2x) last vs Gardner-Webb (11/24/18)

## SEC ONLY

1 at Miss State (01/22/20)  
1 at Miss State (01/22/20)

## 3-PT FG ATTEMPTS

Season: 2 vs South Dakota (11/22/19)  
Career: 8 at Rice (02/18/16)

## SEC ONLY

1 at Miss State (01/22/20)  
1 at Miss State (01/22/20)

## FT MADE

Season: 2 at Tennessee (02/11/20)  
Career: 9 at Elon (02/21/19)

## SEC ONLY

2 at Tennessee (02/11/20)  
2 at Tennessee (02/11/20)

## FT ATTEMPTED

Season: 4 at Ole Miss (01/11/20)  
Career: 11 at Elon (02/21/19)

## SEC ONLY

4 at Ole Miss (01/11/20)  
4 at Ole Miss (01/11/20)

## REBOUNDS

Season: 6 vs Rice (11/05/19)  
Career: 10 (2x) last at Mercer (12/21/18)

## SEC ONLY

5 at Ole Miss (01/11/20)  
5 at Ole Miss (01/11/20)

## ASSISTS

Season: 1 (4x) last at Tennessee (02/11/20)  
Career: 3 vs UNC Greensboro (11/13/18)

## SEC ONLY

1 (3x) last at Tennessee (02/11/20)  
1 (3x) last at Tenn. (02/11/20)

## STEALS

Season: 1 (3x) last at Florida (02/18/20)  
Career: 4 vs Webber (12/21/16)

## SEC ONLY

1 (3x) last at Florida (02/18/20)  
1 (3x) last at Florida (02/18/20)

## BLOCKED SHOTS

Season: 1 (4x) last vs TCU (01/25/20)  
Career: 2 (6x) last vs JMU (02/02/19)

## SEC ONLY

--

## MINUTES

Season: 21:36 vs Rice (11/05/19)  
Career: 38 at Ohio State (12/06/16)

## SEC ONLY


18:20 at Tennessee (02/11/20)  
18:20 at Tennessee (02/11/20)

## JEANTAL CYLLA 2019-20 GAME STATS

| Opponent            | Date     | GS  | Min | FG | FGA   | Pct  | 3FG | 3A    | Pct  | FT | FTA   | Pct  | O | D  | Tot | Avg | PF | FO | A | TO | Blk | Stl | Pts | Avg |
|---------------------|----------|-----|-----|----|-------|------|-----|-------|------|----|-------|------|---|----|-----|-----|----|----|---|----|-----|-----|-----|-----|
| RICE                | 11/05/19 | 21  | 2   | 7  | .286  | 0    | 1   | .000  | 1    | 2  | .500  | 1    | 5 | 6  | 6.0 | 2   | 0  | 0  | 2 | 1  | 0   | 5   | 5.0 |     |
| NORTH TEXAS         | 11/12/19 | 18  | 1   | 4  | .250  | 0    | 3   | .000  | 0    | 0  | .000  | 0    | 2 | 2  | 4.0 | 2   | 0  | 0  | 1 | 0  | 0   | 2   | 3.5 |     |
| MONTANA             | 11/16/19 | 19  | 0   | 0  | .000  | 0    | 0   | .000  | 0    | 0  | .000  | 1    | 1 | 2  | 3.3 | 2   | 0  | 0  | 3 | 0  | 0   | 0   | 2.3 |     |
| TEXAS SOUTHERN      | 11/19/19 | 10  | 1   | 3  | .333  | 0    | 2   | .000  | 0    | 0  | .000  | 0    | 1 | 1  | 2.8 | 1   | 0  | 0  | 0 | 1  | 0   | 2   | 2.3 |     |
| SOUTH DAKOTA        | 11/22/19 | 14  | 3   | 7  | .429  | 1    | 2   | .500  | 0    | 0  | .000  | 1    | 3 | 4  | 3.0 | 2   | 0  | 0  | 0 | 1  | 0   | 7   | 3.2 |     |
| at Georgia Tech     | 11/25/19 | 8   | 0   | 2  | .000  | 0    | 2   | .000  | 0    | 0  | .000  | 0    | 1 | 1  | 2.7 | 2   | 0  | 0  | 0 | 0  | 0   | 0   | 2.7 |     |
| NORTHERN KY         | 11/30/19 | *   | 6   | 0  | 0     | .000 | 0   | 0     | .000 | 0  | 0     | .000 | 0 | 0  | 0   | 2.3 | 0  | 0  | 0 | 0  | 0   | 0   | 2.3 |     |
| AUSTIN PEAY         | 12/03/19 | 2   | 0   | 1  | .000  | 0    | 0   | .000  | 0    | 0  | .000  | 0    | 0 | 0  | 2.0 | 1   | 0  | 0  | 0 | 0  | 0   | 0   | 2.0 |     |
| at Western Kentucky | 12/07/19 | 0   | 0   | 0  | .000  | 0    | 0   | .000  | 0    | 0  | .000  | 0    | 0 | 0  | 1.8 | 0   | 0  | 0  | 0 | 0  | 0   | 0   | 1.8 |     |
| TULSA               | 12/14/19 | 4   | 0   | 0  | .000  | 0    | 0   | .000  | 0    | 0  | .000  | 0    | 0 | 0  | 1.6 | 0   | 0  | 0  | 0 | 0  | 0   | 0   | 1.6 |     |
| vs Valparaiso       | 12/21/19 | 4   | 0   | 0  | .000  | 0    | 0   | .000  | 0    | 0  | .000  | 0    | 2 | 2  | 1.6 | 1   | 0  | 0  | 1 | 0  | 0   | 0   | 1.5 |     |
| at Indiana          | 12/29/19 | DNP |     |    |       |      |     |       |      |    |       |      |   |    |     |     |    |    |   |    |     |     |     |     |
| TEXAS A&M           | 01/04/20 | 1   | 0   | 0  | .000  | 0    | 0   | .000  | 0    | 0  | .000  | 0    | 1 | 0  | 1.6 | 0   | 0  | 0  | 0 | 0  | 0   | 0   | 1.3 |     |
| at LSU              | 01/08/20 | DNP |     |    |       |      |     |       |      |    |       |      |   |    |     |     |    |    |   |    |     |     |     |     |
| at Ole Miss         | 01/11/20 | 11  | 0   | 2  | .000  | 0    | 0   | .000  | 1    | 4  | .250  | 1    | 4 | 5  | 1.8 | 2   | 0  | 0  | 1 | 0  | 0   | 1   | 1.3 |     |
| VANDERBILT          | 01/15/20 | 1   | 0   | 0  | .000  | 0    | 0   | .000  | 0    | 0  | .000  | 0    | 0 | 0  | 1.7 | 0   | 0  | 0  | 1 | 0  | 0   | 0   | 1.2 |     |
| KENTUCKY            | 01/18/20 | DNP |     |    |       |      |     |       |      |    |       |      |   |    |     |     |    |    |   |    |     |     |     |     |
| at Mississippi St.  | 01/22/20 | 17  | 2   | 2  | 1.000 | 1    | 11  | 1.000 | 0    | 0  | .000  | 0    | 2 | 2  | 1.7 | 2   | 0  | 1  | 0 | 0  | 0   | 5   | 1.5 |     |
| TCU                 | 01/25/20 | 13  | 0   | 1  | .000  | 0    | 0   | .000  | 0    | 0  | .000  | 1    | 3 | 4  | 1.9 | 1   | 0  | 1  | 2 | 1  | 0   | 0   | 1.4 |     |
| SOUTH CAROLINA      | 01/29/20 | 3   | 0   | 2  | .000  | 0    | 1   | .000  | 0    | 0  | .000  | 0    | 0 | 0  | 1.8 | 0   | 0  | 0  | 0 | 0  | 1   | 0   | 1.3 |     |
| at Alabama          | 02/01/20 | 1   | 0   | 0  | .000  | 0    | 0   | .000  | 0    | 0  | .000  | 0    | 2 | 2  | 1.8 | 0   | 0  | 0  | 0 | 0  | 0   | 0   | 1.2 |     |
| AUBURN              | 02/04/20 | 2   | 0   | 0  | .000  | 0    | 0   | .000  | 0    | 0  | .000  | 0    | 0 | 0  | 1.7 | 1   | 0  | 0  | 0 | 0  | 1   | 0   | 1.2 |     |
| at Missouri         | 02/08/20 | 5   | 0   | 0  | .000  | 0    | 0   | .000  | 0    | 0  | .000  | 0    | 2 | 2  | 1.7 | 3   | 0  | 1  | 0 | 0  | 0   | 0   | 1.1 |     |
| at Tennessee        | 02/11/20 | 19  | 1   | 1  | 1.000 | 0    | 0   | .000  | 2    | 3  | .667  | 1    | 0 | 1  | 1.7 | 3   | 0  | 1  | 0 | 0  | 0   | 4   | 1.2 |     |
| MISSISSIPPI ST.     | 02/15/20 | 7   | 0   | 1  | .000  | 0    | 0   | .000  | 0    | 0  | .000  | 0    | 1 | 1  | 1.6 | 3   | 0  | 0  | 0 | 0  | 0   | 0   | 1.2 |     |
| at Florida          | 02/18/20 | 10  | 0   | 2  | .000  | 0    | 1   | .000  | 2    | 21 | 1.000 | 1    | 1 | 2  | 1.7 | 2   | 0  | 0  | 1 | 0  | 1   | 2   | 1.2 |     |
| MISSOURI            | 02/22/20 | 2   | 0   | 0  | .000  | 0    | 0   | .000  | 0    | 0  | .000  | 0    | 0 | 0  | 1.6 | 0   | 0  | 0  | 0 | 0  | 0   | 0   | 1.2 |     |
| TENNESSEE           | 02/26/20 | 1   | 0   | 0  | .000  | 0    | 0   | .000  | 0    | 0  | .000  | 0    | 0 | 0  | 1.5 | 0   | 0  | 0  | 0 | 0  | 0   | 0   | 1.1 |     |
| at Georgia          | 02/29/20 | DNP |     |    |       |      |     |       |      |    |       |      |   |    |     |     |    |    |   |    |     |     |     |     |
| Totals              |          | 1   | 199 | 10 | 35    | .286 | 2   | 13    | .154 | 6  | 11    | .545 | 8 | 30 | 38  | 1.5 | 30 | 0  | 4 | 12 | 4   | 3   | 28  | 1.1 |

## JEANTAL CYLLA CAREER STATISTICS

| Year                         | GP  | GS | Min  | Avg  | FG  | FGA | Pct  | 3FG | 3FGA | Pct  | FT  | FTA | Pct  | Off | Def | Tot | Avg | PF  | FO | Ass | TO  | Blk | Stl | Pts  | Avg  |  |
|------------------------------|-----|----|------|------|-----|-----|------|-----|------|------|-----|-----|------|-----|-----|-----|-----|-----|----|-----|-----|-----|-----|------|------|--|
| 2015-16 (FAU)                | 33  | 24 | 870  | 26.4 | 105 | 272 | .386 | 44  | 128  | .344 | 65  | 89  | .730 | 25  | 89  | 114 | 3.5 | 85  | 4  | 16  | 44  | 15  | 17  | 319  | 9.7  |  |
| 2016-17 (FAU)                | 30  | 30 | 660  | 22.0 | 75  | 196 | .383 | 23  | 87   | .264 | 41  | 56  | .732 | 28  | 70  | 98  | 3.3 | 58  | 0  | 13  | 29  | 10  | 13  | 214  | 7.1  |  |
| 2017-18 - REDSHIRTED AT UNCW |     |    |      |      |     |     |      |     |      |      |     |     |      |     |     |     |     |     |    |     |     |     |     |      |      |  |
| 2018-19 (UNCW)               | 33  | 32 | 930  | 28.2 | 156 | 365 | .427 | 33  | 106  | .311 | 106 | 125 | .848 | 48  | 103 | 151 | 4.6 | 86  | 2  | 18  | 46  | 17  | 17  | 451  | 13.7 |  |
| 2019-20 (ARK)                | 25  | 1  | 199  | 8.0  | 10  | 35  | .286 | 2   | 13   | .154 | 6   | 11  | .545 | 8   | 30  | 38  | 1.5 | 30  | 0  | 4   | 12  | 4   | 3   | 28   | 1.1  |  |
| TOTAL                        | 121 | 87 | 2659 | 22.0 | 346 | 868 | .399 | 102 | 334  | .305 | 218 | 281 | .776 | 109 | 292 | 401 | 3.3 | 259 | 6  | 51  | 131 | 46  | 50  | 1012 | 8.4  |  |



1

# ISAIAH JOE

G • So. • 6-5 • 167

Fort Smith, Ark. || Fort Smith Northside HS

## 30-PT GAMES (3)

|                           |    |
|---------------------------|----|
| 12/01/18 • FIU            | 34 |
| 11/19/19 • TEXAS SOUTHERN | 33 |
| 01/11/20 • at Ole Miss    | 34 |

### • 2019-20 Preseason All-SEC (2nd Team Coaches and Media)

- Set Arkansas season record with 113 3's made last season ... **HAS 194, CAREER TREYS, 7TH ON THE SCHOOL'S ALL-TIME TOP 10.**
- **SEC PLAYER OF THE WEEK (Dec. 30): 24 pts - 5 rebs / Scored 14 of team's final 32 pts in come-from-behind win at Indiana.**
- **AMONG ACTIVE NCAA DI PLAYERS, RANKS 3RD IN CAREER 3-POINTERS MADE PER GAME (3.44)**

|              |       |                  |                |              |       |                  |                |
|--------------|-------|------------------|----------------|--------------|-------|------------------|----------------|
| • 3PT FGM/GM | 3.61  | <b>4th NCAA</b>  | <b>1st SEC</b> | • 3PT Made   | 83    | <b>31st NCAA</b> | <b>2nd SEC</b> |
| • 3PT Att    | 240   | <b>15th NCAA</b> | <b>1st SEC</b> | • FT Pct.    | 87.3% | <b>27th NCAA</b> | <b>3rd SEC</b> |
| • 3PT Pct.   | 34.6% | 80th NCAA        | 4th SEC        | • Minutes/GM | 36:04 | 40th NCAA        | 3rd SEC        |
| • Steals/Gm  | 1.57  | 144th NCAA       | 6th SEC        | • Points/Gm  | 16.9  | 124th NCAA       | 7th SEC        |

### • Games in double figure points: 47 for career • 19 for 2019-20 ... Games Making 3+ 3's: 36 for career • 16 for 2019-20

- Made at least one 3-pointer in 54 of his 57 career games ... Had a streak of 34 gms with at least 1 trey snapped at Alabama (Feb. 2)

- Had successful right knee arthroscopic debridement surgery prior to Auburn (Feb. 4) due to recurring inflammation

^ Missed five games after the surgery

- **SINCE RETURN: 23.0 ppg** (21 pts vs Missouri • 22 vs Tennessee • 26 at Georgia) **shooting 39.3% 3PT and 22-of-22 FT**

- **Despite missing a total of six games due to injury ... Still ranks 31st in the NCAA/2nd SEC in 3-pointers made (83)**

- **Was 12-of-12 FT vs Tennessee ... The 9th Hog to shoot 100% in a game with at least 11 attempts ... Best in an SEC game.**

- **ON PACE TO SET ARKANSAS RECORD FOR FREE THROW PCT IN A SEASON / SEC GAMES ... 94.3% (2nd currently is 94.1%)**

- Has team-high 15 charges drawn this season ... Led the team with 27 charges drawn last season.

- 36 steals this season and had a team-best 51 last season.

### 2019-20 HIGHLIGHTS:

- Scored 24 in the season opener versus Rice with a **career-high seven assists** • Tied Mason Jones with a team-high 16 points versus North Texas ... Was 4-of-6 from 3-point range, making his last four
- After a slow start vs Texas Southern, **had 33 points and five steals** ... both were one shy of career highs ... In the first half, was 0-of-4 from 3-point range (team was 0-of-13) with four points ... Opened second half with a trey and had 29 points with four steals in the period, making 6-of-9 from 3-point range ... Also was 9-of-11 at the free throw line ... both career bests • Had a **career-high nine rebounds** and **tied a career-high with six steals** in the win at Georgia Tech ... One of his steals was huge in overtime ... After missing a 3 in the deep right corner, Joe sprinted down the court and intercepted a pass in the lane that would have been an easy layup for Tech • Led the team with six rebounds versus Austin Peay • Scored eight early points for a 12-5 lead versus Tulsa and finished with 20 points, making 4-of-10 3-pointers • Had a team-high 21 points in the win versus Valpo, making 5 3-pointers and grabbing seven rebounds ... In come-from-behind win, scored five inside final 4:14 during 12-2 run with a key steal and assist • Named **SEC PLAYER OF THE WEEK** as he scored 24 in the come-from-behind win at Indiana ... Scored 18 in the second half, including 14 of the teams' final 32 to erase an 11-point deficit ... Hit six triples, including three straight to start rally • Scored 17 versus Texas A&M ... In fact, he scored 11 as part of a 19-11 run to end the game ... Added five rebounds • **Tied a career high with 34 points** in the come-from-behind win at Ole Miss ... Scored 26 in the second half (8-10 FG; 5-7 3PT, 5-5 FT) with two keys steals inside the final two minutes ... Also had two blocks, one in the second half that led to a fast-break layup ... Down four with 4:49 to play, Arkansas finished the game on a 12-4 run with Joe scoring eight points with two steals • Only scored 5 points on 2-of-13 shooting (1-of-8 3FG) but had an **SEC career-best seven rebounds** with three assists • After missing five games, returned versus Missouri (Feb. 22) and scored a game-high 21 points (making 5-of-10 from 3PT) with three rebounds, three assists, one steal and one charge taken ... Made his first field goal - a 3-pointer - with 6:05 in the first half to cut an eight-point deficit to five ... Hit his second triple at 1:22 before halftime to give Arkansas its first lead - one it would not relinquish ... With Arkansas up two with 2:14 to play, Joe drained a 3-pointer ... A minute later with Arkansas up three, Joe hit a triple from the top of the key to secure the win • Had 22 points with two steals and two charges taken in win vs Tennessee ... **Was career-best 12-of-12 at the free throw line** to become ninth Razorback to go perfect at the line with at least 11 attempts. Joe's 12-of-12 is the best by a Razorback in an SEC game • Tied for game-high honors, scoring 26 at Georgia, making 4 triples ... Was 6-of-6 at FT line and added two steals.

## ISAIAH JOE 2019-20 GAME STATS

| Opponent            | Date     | GS  | Min | FG  | FGA | Pct  | 3FG  | 3A | Pct  | FT   | FTA | Pct   | O    | D  | Tot | Avg | PF  | FO | A | To | Blk | Stl | Pts | Avg  |      |
|---------------------|----------|-----|-----|-----|-----|------|------|----|------|------|-----|-------|------|----|-----|-----|-----|----|---|----|-----|-----|-----|------|------|
| RICE                | 11/05/19 | *   | 32  | 10  | 18  | .556 | 4    | 11 | .364 | 0    | 0   | .000  | 0    | 5  | 5   | 5.0 | 1   | 0  | 7 | 5  | 0   | 0   | 24  | 24.0 |      |
| NORTH TEXAS         | 11/12/19 | *   | 38  | 5   | 9   | .556 | 4    | 6  | .667 | 2    | 2   | 1.000 | 0    | 3  | 3   | 4.0 | 0   | 0  | 2 | 3  | 1   | 3   | 16  | 20.0 |      |
| MONTANA             | 11/16/19 | *   | 37  | 2   | 13  | .154 | 2    | 9  | .222 | 3    | 5   | .600  | 0    | 5  | 5   | 4.3 | 1   | 0  | 2 | 0  | 0   | 0   | 9   | 16.3 |      |
| TEXAS SOUTHERN      | 11/19/19 | *   | 37  | 9   | 20  | .450 | 6    | 13 | .462 | 9    | 11  | .818  | 3    | 1  | 4   | 4.3 | 2   | 0  | 1 | 1  | 0   | 5   | 33  | 20.5 |      |
| SOUTH DAKOTA        | 11/22/19 | *   | 35  | 2   | 10  | .200 | 1    | 6  | .167 | 0    | 0   | .000  | 2    | 3  | 5   | 4.4 | 2   | 0  | 5 | 1  | 0   | 0   | 5   | 17.4 |      |
| at Georgia Tech     | 11/25/19 | *   | 43  | 4   | 15  | .267 | 3    | 11 | .273 | 2    | 2   | 1.000 | 0    | 9  | 9   | 5.2 | 3   | 0  | 1 | 1  | 0   | 6   | 13  | 16.7 |      |
| NORTHERN KY         | 11/30/19 | *   | 39  | 2   | 11  | .182 | 2    | 10 | .200 | 4    | 5   | .800  | 0    | 0  | 0   | 4.4 | 1   | 0  | 4 | 3  | 0   | 0   | 10  | 15.7 |      |
| AUSTIN PEAY         | 12/03/19 | *   | 39  | 4   | 14  | .286 | 3    | 10 | .300 | 5    | 5   | 1.000 | 2    | 4  | 6   | 4.6 | 1   | 0  | 1 | 3  | 0   | 2   | 16  | 15.8 |      |
| at Western Kentucky | 12/07/19 | *   | 42  | 6   | 15  | .400 | 5    | 14 | .357 | 1    | 3   | .333  | 1    | 3  | 4   | 4.6 | 1   | 0  | 2 | 5  | 1   | 0   | 18  | 16.0 |      |
| TULSA               | 12/14/19 | *   | 28  | 8   | 14  | .571 | 4    | 10 | .400 | 0    | 0   | .000  | 0    | 3  | 3   | 4.4 | 4   | 0  | 1 | 0  | 1   | 3   | 20  | 16.4 |      |
| vs Valparaiso       | 12/21/19 | *   | 38  | 5   | 16  | .313 | 5    | 14 | .357 | 6    | 7   | .857  | 0    | 7  | 7   | 4.6 | 2   | 0  | 1 | 1  | 1   | 1   | 21  | 16.8 |      |
| at Indiana          | 12/29/19 | *   | 39  | 7   | 20  | .350 | 6    | 17 | .353 | 4    | 4   | 1.000 | 1    | 4  | 5   | 4.7 | 0   | 0  | 0 | 2  | 0   | 0   | 24  | 17.4 |      |
| TEXAS A&M           | 01/04/20 | *   | 39  | 6   | 14  | .429 | 5    | 12 | .417 | 0    | 0   | .000  | 1    | 4  | 5   | 4.7 | 2   | 0  | 2 | 1  | 0   | 2   | 17  | 17.4 |      |
| at LSU              | 01/08/20 | *   | 31  | 4   | 13  | .308 | 2    | 9  | .222 | 3    | 4   | .750  | 1    | 2  | 3   | 4.6 | 2   | 0  | 1 | 1  | 0   | 2   | 13  | 17.1 |      |
| at Ole Miss         | 01/11/20 | *   | 39  | 11  | 18  | .611 | 7    | 13 | .538 | 5    | 5   | 1.000 | 0    | 4  | 4   | 4.5 | 0   | 0  | 2 | 2  | 2   | 2   | 34  | 18.2 |      |
| VANDERBILT          | 01/15/20 | *   | 32  | 4   | 12  | .333 | 4    | 11 | .364 | 0    | 0   | .000  | 0    | 4  | 4   | 4.5 | 1   | 0  | 3 | 0  | 0   | 1   | 12  | 17.8 |      |
| KENTUCKY            | 01/18/20 | *   | 37  | 4   | 14  | .286 | 3    | 11 | .273 | 2    | 2   | 1.000 | 2    | 3  | 5   | 4.5 | 2   | 0  | 0 | 1  | 0   | 2   | 13  | 17.5 |      |
| at Mississippi St.  | 01/22/20 | *   | 36  | 2   | 13  | .154 | 1    | 8  | .125 | 0    | 0   | .000  | 0    | 7  | 7   | 4.7 | 4   | 0  | 3 | 3  | 0   | 1   | 5   | 16.8 |      |
| TCU                 | 01/25/20 | DNP | -   | Inj |     |      |      |    |      |      |     |       |      |    |     |     |     |    |   |    |     |     |     |      |      |
| SOUTH CAROLINA      | 01/29/20 |     | 36  | 5   | 16  | .313 | 5    | 14 | .357 | 1    | 2   | .500  | 0    | 1  | 1   | 4.5 | 1   | 0  | 0 | 2  | 0   | 1   | 16  | 16.8 |      |
| at Alabama          | 02/01/20 | *   | 21  | 0   | 3   | .000 | 0    | 3  | .000 | 0    | 0   | .000  | 0    | 1  | 1   | 4.3 | 2   | 0  | 0 | 0  | 0   | 0   | 0   | 16.0 |      |
| AUBURN              | 02/04/20 | DNP | -   | Inj |     |      |      |    |      |      |     |       |      |    |     |     |     |    |   |    |     |     |     |      |      |
| at Missouri         | 02/08/20 | DNP | -   | Inj |     |      |      |    |      |      |     |       |      |    |     |     |     |    |   |    |     |     |     |      |      |
| at Tennessee        | 02/11/20 | DNP | -   | Inj |     |      |      |    |      |      |     |       |      |    |     |     |     |    |   |    |     |     |     |      |      |
| MISSISSIPPI ST.     | 02/15/20 | DNP | -   | Inj |     |      |      |    |      |      |     |       |      |    |     |     |     |    |   |    |     |     |     |      |      |
| at Florida          | 02/18/20 | DNP | -   | Inj |     |      |      |    |      |      |     |       |      |    |     |     |     |    |   |    |     |     |     |      |      |
| MISSOURI            | 02/22/20 | *   | 37  | 6   | 12  | .500 | 5    | 10 | .500 | 4    | 4   | 1.000 | 0    | 3  | 3   | 4.2 | 1   | 0  | 3 | 2  | 0   | 1   | 21  | 16.2 |      |
| TENNESSEE           | 02/26/20 | *   | 34  | 4   | 12  | .333 | 2    | 8  | .250 | 12   | 12  | 1.000 | 0    | 3  | 3   | 4.2 | 3   | 0  | 1 | 2  | 0   | 2   | 22  | 16.5 |      |
| at Georgia          | 02/29/20 | *   | 40  | 8   | 18  | .444 | 4    | 10 | .400 | 6    | 6   | 1.000 | 0    | 3  | 3   | 4.1 | 1   | 0  | 1 | 0  | 0   | 2   | 26  | 16.9 |      |
| Totals              |          |     | 22  | 829 | 118 | 320  | .369 | 83 | 240  | .346 | 69  | 79    | .873 | 13 | 82  | 95  | 4.1 | 37 | 0 | 43 | 39  | 6   | 35  | 388  | 16.9 |

## ISAIAH JOE CAREER STATISTICS

| Year    | GP | GS | Min  | Avg  | FG  | FGA | Pct  | 3FG | 3FGA | Pct  | FT  | FTA | Pct  | Off | Def | Tot | Avg | PF  | FO | Ast | TO | Blk | Stl | Pts | Avg  |
|---------|----|----|------|------|-----|-----|------|-----|------|------|-----|-----|------|-----|-----|-----|-----|-----|----|-----|----|-----|-----|-----|------|
| 2018-19 | 34 | 34 | 1024 | 30.1 | 148 | 358 | .413 | 113 | 273  | .414 | 62  | 82  | .756 | 21  | 73  | 94  | 2.8 | 64  | 0  | 58  | 42 | 5   | 51  | 471 | 13.9 |
| 2019-20 | 23 | 22 | 829  | 36.0 | 118 | 320 | .369 | 83  | 240  | .346 | 69  | 79  | .873 | 13  | 82  | 95  | 4.1 | 37  | 0  | 43  | 39 | 6   | 35  | 388 | 16.9 |
| TOTAL   | 57 | 56 | 1853 | 32.5 | 266 | 678 | .392 | 196 | 513  | .382 | 131 | 161 | .814 | 34  | 155 | 189 | 3.3 | 101 | 0  | 101 | 81 | 11  | 86  | 859 | 15.1 |



### Cuonzo Martin - Missouri Head Coach

"Not many guys can shoot the ball like that. He can stroke it -- probably the best in America."

### • PERSONAL BESTS •

| POINTS                                      | SEC ONLY                             |
|---|--------------------------------------|
| Season: 34 at Ole Miss (01/11/20)           | 34 at Ole Miss (01/11/20)            |
| Career: 34 (2x) last at Ole Miss (01/11/20) | 34 at Ole Miss (01/11/20)            |
| FG MADE                                     | SEC ONLY                             |
| Season: 11 at Ole Miss (01/11/20)           | 11 at Ole Miss (01/11/20)            |
| Career: 11 (2x) last at Ole Miss (01/11/20) | 11 at Ole Miss (01/11/20)            |
| FG ATTEMPTED                                | SEC ONLY                             |
| Season: 20 (2x) last at Indiana (12/29/19)  | 18 at Ole Miss (01/11/20)            |
| Career: 20 (2x) last at Indiana (12/29/19)  | 18 (2x) last at Ole Miss (01/11/20)  |
| 3-POINT FG MADE                             | SEC ONLY                             |
| Season: 7 at Ole Miss (01/11/20)            | 7 at Ole Miss (01/11/20)             |
| Career: 10 vs. FIU (12/01/18)               | 7 (2x) last at Ole Miss (01/11/20)   |
| 3-PT FG ATTEMPTS                            | SEC ONLY                             |
| Season: 17 at Indiana (12/29/19)            | 14 vs South Carolina (01/29/20)      |
| Career: 17 at Indiana (12/29/19)            | 14 (2x) last vs USC (01/20/20)       |
| FT MADE                                     | SEC ONLY                             |
| Season: 12 vs Tennessee (02/26/20)          | 12 vs Tennessee (02/26/20)           |
| Career: 12 vs Tennessee (02/26/20)          | 12 vs Tennessee (02/26/20)           |
| FT ATTEMPTED                                | SEC ONLY                             |
| Season: 12 vs Tennessee (02/26/20)          | 12 vs Tennessee (02/26/20)           |
| Career: 12 vs Tennessee (02/26/20)          | 12 vs Tennessee (02/26/20)           |
| REBOUNDS                                    | SEC ONLY                             |
| Season: 9 at Georgia Tech (11/25/19)        | 7 at Ole Miss (01/22/20)             |
| Career: 9 at Georgia Tech (11/25/19)        | 7 at Miss State (01/22/20)           |
| ASSISTS                                     | SEC ONLY                             |
| Season: 7 vs Rice (11/05/19)                | 3 (2x) last at Miss State (01/22/20) |
| Career: 7 vs Rice (11/05/19)                | 5 vs Vanderbilt (02/05/19)           |
| STEALS                                      | SEC ONLY                             |
| Season: 6 at Georgia Tech (11/25/19)        | 2 (5x) last at Georgia (02/29/20)    |
| Career: 6 (2x) last at Ga Tech (11/25/19)   | 6 vs Alabama (03/09/19)              |
| BLOCKED SHOTS                               | SEC ONLY                             |
| Season: 2 at Ole Miss (01/11/20)            | 2 at Ole Miss (01/11/20)             |
| Career: 2 (2x) last at Ole Miss (01/11/20)  | 2 (2x) last at Ole Miss (01/11/20)   |
| MINUTES                                     | SEC ONLY                             |
| Season: 43:07 at Georgia Tech (11/25/19)    | 38:59 vs Texas A&M (01/04/20)        |
| Career: 43:07 at Georgia Tech (11/25/19)    | 38:59 vs Texas A&M (01/04/20)        |

2

## ADRIO BAILEY

F • Sr. • 6-6 • 217

Clarence, La. || Lakeview HS

## DOUBLE-DOUBLES (1)

11/16/19 • MONTANA 12 pts 11 reb

• Represents Arkansas on the SEC Men's Basketball Leadership Council and member of the Arkansas Student-Athlete Advisory Committee ... **Named to the 2019 SEC Community Service Team.**

• Blocks 41 95th NCAA 6th SEC • Blocks/Gm 1.41 101st NCAA 6th SEC  
• 14th in the SEC in steals (38 total)

• Has at least one blocked shot in 24-of-29 games this season and at least one steal 20 times.

• **Leads the team in deflections with 123 deflections (9 vs Valpo & Auburn / 8 vs South Dakota & @ LSU)**

• Was 2-of-12 from 3-point range last season (and career) ... **Is 15-of-36 (.417) from deep this season.**

• **For his career in SEC play, has made 12 3-pointers .... 11 in 2020** (1-of-6 in 2019 and 11-of-26 -42.3% - in 2020)

• 1 each at LSU '19, at LSU '20, vs Kentucky '20, vs Auburn '20 at Mizzou '20, vs Mizzou '20

• 2 each at Tennessee '20, vs Miss State '20 and at Florida '20

• **After going 0-of-3 with one rebound in 5:35 at Alabama, had impressive six-game streak (snapped vs Tenn. Feb. 26):**

• **6 GAMES:** 10.7 ppg • 5.0 rpg • 10 steals • 9-of-17 from 3PT (52.9%).

• 5 games in double figures, including SEC career-high 16 at Florida ... 11 vs Mizzou & Auburn ... 10 at Mizzou & vs Miss State

• Had SEC career-high eight rebounds at Florida, adding 7 vs Auburn and 5 vs Mizzou.



## 2019-20 HIGHLIGHTS:

• Pulled down a **then career-high** nine rebounds and tied **then career-high** with three steals versus Rice • Had a **career-high four steals** versus North Texas • Recorded **first career double-double** with 12 points and **career-high 11 rebounds** in the win over Montana • Accounted for five of Arkansas' 10 blocked shots vs. Texas Southern ... The five rejections **tied a career high** • For the four games of the Collegiate Hoops Roadshow, averaged 6.8 points and 5.3 rebounds ... Led the team with seven blocked shots and hit two free throws with 11 seconds left versus Northern Kentucky to put the Hogs up four and seal the win • Scored 10 points vs Valpo, making 2-of-3 from 3-pt range ... Had five rebounds, three steals and nine deflections ... **Tied a career high with five blocked shots**, including a one to secure the win with 43 seconds left • Played 33 minutes at Indiana ... Only scored three points, but had a team-best eight rebounds and team-best six deflections with a steal and two blocked shots ... Held big man Trayce Jackson-Davis, who scored 20 points, to just four second-half points zero field goal attempts the final nine minutes ... **"Give them credit to for the adjustment. They switched to No. 2 (Bailey) to guard me. He was a lot bigger and stronger. It was a good adjustment," Jackson-Davis said** • Had four blocked shots at LSU and played over 30 minutes - both career-highs in SEC play • Versus Kentucky, registered three steals and two blocked shots with five rebounds and an early 3-pointer • Bounced backs from a tough outing at Alabama (0 pts, 1 reb) to have perhaps his best game versus SEC competition vs Auburn ... Had then SEC career highs in points (11) and rebounds (7) with an assist, blocked shot and two steals • Just missed SEC career high with 10 points at Mizzou, going 3-of-3 from the field and 1-1 for 3PT • Was 2-of-3 from 3-point range in back-to-back games (at Tennessee and vs Miss State) • At Florida, had **SEC career-highs in points (16), rebounds (8), FG made (7), FG attempts (14), 3FG made (2) and 3FG attempts (5)** ... Scored 12 points in a 22-6 run to help Arkansas trim a 19-point deficit to two • Had 11 points and five boards vs Mizzou, adding a blocked shot and two steals.

## ADRIO BAILEY 2019-20 GAME STATS

| Opponent            | Date     | GS | Min | FG  | FGA | Pct   | 3FG  | 3A | Pct   | FT   | FTA | Pct   | O    | D  | Tot | Avg | PF  | FO | A | TO | Blk | Stl | Pts | Avg |     |
|---------------------|----------|----|-----|-----|-----|-------|------|----|-------|------|-----|-------|------|----|-----|-----|-----|----|---|----|-----|-----|-----|-----|-----|
| RICE                | 11/05/19 | *  | 21  | 4   | 7   | .571  | 0    | 0  | .000  | 0    | 0   | .000  | 2    | 7  | 9   | 9.0 | 3   | 0  | 1 | 3  | 1   | 3   | 8   | 8.0 |     |
| NORTH TEXAS         | 11/12/19 | *  | 28  | 3   | 4   | .750  | 1    | 2  | .500  | 1    | 2   | .500  | 2    | 3  | 5   | 7.0 | 1   | 0  | 0 | 1  | 1   | 4   | 8   | 8.0 |     |
| MONTANA             | 11/16/19 | *  | 31  | 4   | 7   | .571  | 0    | 1  | .000  | 4    | 6   | .667  | 5    | 6  | 11  | 8.3 | 4   | 0  | 1 | 1  | 1   | 0   | 12  | 9.3 |     |
| TEXAS SOUTHERN      | 11/19/19 | *  | 17  | 2   | 6   | .333  | 0    | 1  | .000  | 0    | 0   | .000  | 1    | 3  | 4   | 7.3 | 3   | 0  | 3 | 0  | 5   | 1   | 4   | 8.0 |     |
| SOUTH DAKOTA        | 11/22/19 | *  | 21  | 3   | 7   | .429  | 1    | 11 | .000  | 0    | 0   | .000  | 0    | 3  | 3   | 6.4 | 4   | 0  | 0 | 1  | 1   | 3   | 7   | 7.8 |     |
| at Georgia Tech     | 11/25/19 | *  | 32  | 3   | 5   | .600  | 0    | 0  | .000  | 2    | 2   | 1.000 | 0    | 2  | 2   | 5.7 | 3   | 0  | 3 | 3  | 1   | 2   | 8   | 7.8 |     |
| NORTHERN KY         | 11/30/19 | *  | 19  | 1   | 5   | .200  | 0    | 1  | .000  | 2    | 3   | .667  | 1    | 2  | 3   | 5.3 | 0   | 0  | 1 | 3  | 0   | 1   | 4   | 7.3 |     |
| AUSTIN PEAY         | 12/03/19 | *  | 18  | 1   | 11  | .000  | 0    | 0  | .000  | 2    | 2   | 1.000 | 0    | 2  | 2   | 4.9 | 2   | 0  | 2 | 0  | 2   | 2   | 4   | 6.9 |     |
| at Western Kentucky | 12/07/19 | *  | 30  | 3   | 6   | .500  | 0    | 1  | .000  | 1    | 2   | .500  | 2    | 2  | 4   | 4.8 | 4   | 0  | 0 | 0  | 1   | 0   | 7   | 6.9 |     |
| TULSA               | 12/14/19 | *  | 19  | 3   | 5   | .600  | 0    | 0  | .000  | 2    | 4   | .500  | 1    | 2  | 3   | 4.6 | 3   | 0  | 0 | 2  | 2   | 2   | 8   | 7.0 |     |
| vs Valparaiso       | 12/21/19 | *  | 27  | 3   | 5   | .600  | 2    | 3  | .667  | 2    | 5   | .400  | 1    | 4  | 5   | 4.6 | 1   | 0  | 0 | 1  | 5   | 3   | 10  | 7.3 |     |
| at Indiana          | 12/29/19 | *  | 32  | 1   | 6   | .167  | 0    | 0  | .000  | 1    | 2   | .500  | 3    | 5  | 8   | 4.9 | 2   | 0  | 0 | 1  | 2   | 1   | 3   | 6.9 |     |
| TEXAS A&M           | 01/04/20 | *  | 18  | 1   | 2   | .500  | 0    | 0  | .000  | 0    | 0   | .000  | 0    | 1  | 1   | 4.6 | 4   | 0  | 0 | 1  | 1   | 0   | 2   | 6.5 |     |
| at LSU              | 01/08/20 | *  | 29  | 3   | 5   | .600  | 1    | 2  | .500  | 1    | 1   | 1.000 | 1    | 6  | 7   | 4.8 | 4   | 0  | 0 | 1  | 4   | 1   | 8   | 6.6 |     |
| at Ole Miss         | 01/11/20 | *  | 25  | 3   | 6   | .500  | 0    | 1  | .000  | 2    | 2   | 1.000 | 0    | 5  | 5   | 4.8 | 4   | 0  | 1 | 0  | 2   | 0   | 8   | 6.7 |     |
| VANDERBILT          | 01/15/20 | *  | 18  | 0   | 3   | .000  | 0    | 0  | .000  | 3    | 7   | .429  | 1    | 4  | 5   | 4.8 | 5   | 1  | 0 | 1  | 1   | 0   | 3   | 6.5 |     |
| KENTUCKY            | 01/18/20 | *  | 24  | 2   | 5   | .400  | 1    | 3  | .333  | 1    | 6   | .167  | 1    | 4  | 5   | 4.8 | 3   | 0  | 2 | 0  | 2   | 3   | 6   | 6.5 |     |
| at Mississippi St.  | 01/22/20 | *  | 20  | 3   | 5   | .600  | 0    | 1  | .000  | 0    | 2   | .000  | 1    | 3  | 4   | 4.8 | 4   | 0  | 0 | 1  | 1   | 0   | 6   | 6.4 |     |
| TCU                 | 01/25/20 | *  | 34  | 3   | 5   | .600  | 0    | 0  | .000  | 1    | 1   | 1.000 | 2    | 4  | 6   | 4.8 | 4   | 0  | 0 | 1  | 1   | 1   | 7   | 6.5 |     |
| SOUTH CAROLINA      | 01/29/20 | *  | 13  | 2   | 4   | .500  | 0    | 0  | .000  | 0    | 0   | .000  | 0    | 2  | 2   | 4.7 | 4   | 0  | 0 | 3  | 1   | 0   | 4   | 6.4 |     |
| at Alabama          | 02/01/20 | *  | 6   | 0   | 3   | .000  | 0    | 0  | .000  | 0    | 0   | .000  | 1    | 0  | 1   | 4.5 | 0   | 0  | 0 | 1  | 0   | 0   | 0   | 6.0 |     |
| AUBURN              | 02/04/20 | *  | 35  | 5   | 6   | .833  | 1    | 2  | .500  | 0    | 2   | .000  | 1    | 6  | 7   | 4.6 | 4   | 0  | 1 | 1  | 1   | 2   | 11  | 6.3 |     |
| at Missouri         | 02/08/20 | *  | 29  | 3   | 3   | 1.000 | 1    | 1  | 1.000 | 3    | 5   | .600  | 1    | 2  | 3   | 4.6 | 5   | 1  | 1 | 4  | 1   | 2   | 10  | 6.4 |     |
| at Tennessee        | 02/11/20 | *  | 20  | 2   | 4   | .500  | 2    | 3  | .667  | 0    | 0   | .000  | 0    | 3  | 3   | 4.5 | 5   | 1  | 0 | 1  | 0   | 2   | 6   | 6.4 |     |
| MISSISSIPPI ST.     | 02/15/20 | *  | 28  | 4   | 8   | .500  | 2    | 3  | .667  | 0    | 0   | .000  | 2    | 2  | 4   | 4.5 | 3   | 0  | 1 | 4  | 1   | 1   | 10  | 6.6 |     |
| at Florida          | 02/18/20 | *  | 30  | 7   | 14  | .500  | 2    | 5  | .400  | 0    | 0   | .000  | 2    | 6  | 8   | 4.6 | 4   | 0  | 0 | 1  | 0   | 1   | 16  | 6.9 |     |
| MISSOURI            | 02/22/20 | *  | 31  | 4   | 8   | .500  | 1    | 3  | .333  | 2    | 3   | .667  | 1    | 4  | 5   | 4.6 | 5   | 1  | 0 | 0  | 1   | 2   | 11  | 7.1 |     |
| TENNESSEE           | 02/26/20 | *  | 11  | 1   | 2   | .500  | 0    | 1  | .000  | 0    | 0   | .000  | 0    | 2  | 2   | 4.5 | 5   | 1  | 0 | 0  | 0   | 1   | 2   | 6.9 |     |
| at Georgia          | 02/29/20 | *  | 21  | 2   | 5   | .400  | 0    | 1  | .000  | 2    | 4   | .500  | 1    | 3  | 4   | 4.5 | 5   | 1  | 0 | 0  | 2   | 0   | 6   | 6.9 |     |
| Totals              |          |    | 28  | 687 | 76  | 152   | .500 | 15 | 36    | .417 | 32  | 61    | .525 | 33 | 98  | 131 | 4.5 | 98 | 6 | 17 | 36  | 41  | 38  | 199 | 6.9 |

## ADRIO BAILEY CAREER STATISTICS

| Year    | GP  | GS | Min  | Avg  | FG  | FGA | Pct  | 3FG | 3FGA | Pct  | FT | FTA | Pct  | Off | Def | Tot | Avg | PF  | FO | Ass | TO | Blk | Stl | Pts | Avg |
|---------|-----|----|------|------|-----|-----|------|-----|------|------|----|-----|------|-----|-----|-----|-----|-----|----|-----|----|-----|-----|-----|-----|
| 2016-17 | 27  | 2  | 200  | 7.4  | 22  | 39  | .564 | 0   | 0    | .000 | 6  | 19  | .316 | 13  | 22  | 35  | 1.3 | 29  | 0  | 7   | 11 | 7   | 14  | 50  | 1.9 |
| 2017-18 | 31  | 16 | 439  | 14.2 | 53  | 98  | .541 | 0   | 0    | .000 | 20 | 33  | .606 | 29  | 50  | 79  | 2.5 | 59  | 1  | 17  | 18 | 23  | 15  | 126 | 4.1 |
| 2018-19 | 34  | 26 | 634  | 18.6 | 76  | 171 | .444 | 2   | 12   | .167 | 36 | 57  | .632 | 27  | 74  | 101 | 3.0 | 89  | 2  | 25  | 27 | 25  | 25  | 190 | 5.6 |
| 2019-20 | 29  | 28 | 687  | 23.7 | 76  | 152 | .500 | 15  | 36   | .417 | 32 | 61  | .525 | 33  | 98  | 131 | 4.5 | 98  | 6  | 17  | 36 | 41  | 38  | 199 | 6.9 |
| TOTAL   | 121 | 72 | 1960 | 16.2 | 227 | 460 | .493 | 17  | 48   | .354 | 94 | 170 | .553 | 102 | 244 | 346 | 2.9 | 275 | 9  | 66  | 92 | 96  | 92  | 565 | 4.7 |

## • PERSONAL BESTS •

| POINTS                                     | SEC ONLY                           |
|--|------------------------------------|
| Season: 16 at Florida (02/18/20)           | 16 at Florida (02/18/20)           |
| Career: 20 vs. UC Davis (11/12/18)         | 16 at Florida (02/18/20)           |
| FG MADE                                    | SEC ONLY                           |
| Season: 7 at Florida (02/18/20)            | 7 at Florida (02/18/20)            |
| Career: 7 (3x), last at Florida (02/18/20) | 7 at Florida (02/18/20)            |
| FG ATTEMPTED                               | SEC ONLY                           |
| Season: 14 at Florida (02/18/20)           | 14 at Florida (02/18/20)           |
| Career: 14 at Florida (02/18/20)           | 14 at Florida (02/18/20)           |
| 3-POINT FG MADE                            | SEC ONLY                           |
| Season: 2 (4x) last at Florida (02/18/20)  | 2 (3x) last at Florida (02/18/20)  |
| Career: 2 (4x) last at Florida (02/18/20)  | 2 (3x) last at Florida (02/18/20)  |
| 3-PT FG ATTEMPTS                           | SEC ONLY                           |
| Season: 5 at Florida (02/18/20)            | 5 at Florida (02/18/20)            |
| Career: 5 at Florida (02/18/20)            | 5 at Florida (02/18/20)            |
| FT MADE                                    | SEC ONLY                           |
| Season: 4 vs Montana (11/16/19)            | 3 (2x) last at Missouri (02/08/20) |
| Career: 9 vs. UC Davis (11/12/18)          | 3 (3x) last at Missouri (01/08/20) |
| FT ATTEMPTED                               | SEC ONLY                           |
| Season: 6 (2x) last vs Kentucky (01/18/20) | 7 vs Vanderbilt (01/15/20)         |
| Career: 11 vs UC Davis (11/12/18)          | 7 vs Vanderbilt (01/15/20)         |
| REBOUNDS                                   | SEC ONLY                           |
| Season: 11 vs Montana (11/16/19)           | 8 at Florida (02/18/20)            |
| Career: 11 vs Montana (11/16/19)           | 8 at Florida (02/18/20)            |
| ASSISTS                                    | SEC ONLY                           |
| Season: 3 at Georgia Tech (11/25/19)       | 2 vs Kentucky (01/18/20)           |
| Career: 3 (4x), last at Ga Tech (11/25/19) | 3 (3x), last vs. LSU (01/12/19)    |
| STEALS                                     | SEC ONLY                           |
| Season: 4 vs North Texas (11/12/19)        | 3 vs Kentucky (01/18/20)           |
| Career: 4 vs North Texas (11/12/19)        | 3 (2x) last vs Kentucky (01/18/20) |
| BLOCKED SHOTS                              | SEC ONLY                           |
| Season: 5 (2x) last vs Valpo (12/21/19)    | 4 at LSU (01/08/20)                |
| Career: 5 (3x) last vs Valpo (12/21/19)    | 4 at LSU (01/08/20)                |
| MINUTES                                    | SEC ONLY                           |
| Season: 34:57 vs Auburn (02/04/20)         | 34:57 vs Auburn (02/04/20)         |
| Career: 35:00 vs Texas (11/09/18)          | 34:57 vs Auburn (02/04/20)         |

3

# DESI SILLS

G • So. • 6-1 • 196

Jonesboro, Ark. || Jonesboro HS

- Although he did not have enough attempts to qualify for NCAA/SEC last season, led the team in 3PT% (.460).
- Despite shooting 31.0% from 3-pt for the season, **SHOOTING A TEAM-BEST 44.4% (24-of-54) FROM "3" OVER THE LAST 11.**
- Played well in Isaiah Joe's absence and has continued in Joe's return ... However, was 0-of-7 at Florida BUT, has scored in double figures 8 times in the last 11 games ... **In those eight games: 15.1 ppg / 53.5% 3PT / 34.2 minutes**
- TCU:** 18 pts / 7-8 FG / 3-3 3PT / 2 Steals
- at Missouri:** 12 pts / 4-10 FG / 2-6 3PT / 0 steals
- vs Miss State:** 15 pts / 5-10 FG / 2-4 3PT / 1 steal
- vs Tennessee:** 13 pts / 5-9 FG / 3-5 3PT / 4 rebs.
- Auburn:** 14 pts / 4-10 FG / 4-6 3PT / 4 steals
- at Tennessee:** 11 pts / 2-14 FG / 2-8 3PT / 0 steals
- vs Missouri:** 17 pts / 6-6 FG / 4-6 3PT / 1 steal
- at Georgia:** 21 pts / 8-13 FG / 3-5 3PT / 6 rebs.
- Named **Collegiate Hoops Roadshow All-Tournament** ... Scored 17 points in the finale versus Northern Kentucky and had five steals over the four games.

## 2019-20 HIGHLIGHTS:

Tied for the team lead with six rebounds versus North Texas ... Added his **first career blocked shot** ... Scored 10 points, including eight in the first half, vs. Texas Southern ... Had 11 points at Georgia Tech, including three shots at the rim over one of the nation's top shot blockers James Banks III ... Led team with season-high four assists while grabbing four rebounds ... Led the team for the first time in his career in scoring as he pumped in a then career-high 20 points at Western Kentucky ... Was 7-of-11 from the field, making three 3's ... **Scored 18 of his 20 in the second half** (6-of-6 from the field, 3-of-3 from 3PT and 3-of-3 at the free throw line) ... Scored 10 at Indiana, hitting a key trey late in the game to get the Hogs to within two (61-59) ... Added five rebounds ... Scored 13 versus Texas A&M - 11 in the first half ... Added four rebounds and two steals ... Hit a trey as time expired in the first half ... Singled out by Aggie head coach Buzz Williams for his "pesky" play ... Scored nine in playing a regulation career-high 35:23 at Ole Miss ... Hit a shot in the lane with 3:56 left to tied the game (68-68) ... Drew seven fouls in the game ... Grabbed a **career-high seven rebounds** versus Vanderbilt, adding 13 points, two assists and two steals ... With Isaiah Joe out with injury, had **best game versus TCU** ... Scored 18 points in his first game coming off the bench this season ... Was 7-of-8 from the field, including 3-of-3 from 3-point range ... Added two steals ... Was team's Player of the Game ... Had a sneaky really good game at Alabama, playing an SEC career-high 39:07 minutes and tying a career-high with three steals ... Only scored seven points, but the were all big ... Down 12-0, he got Arkansas on the board with a layup at 16:34 ... Drained a 3-pointer at 7:41 to Arkansas to within one, 22-21 at 7:41 ... Got a steal that led to two made free throws for a six-point lead (30-24 at 4:22) ... In the second half, had a steal at 13:46 and one at 9:01 as Arkansas would go up seven (64-57) ... Stepped up big again with Isaiah Joe's absence ... Had **best career SEC game** versus Auburn ... 14 points with career-highs in 3's made (4), steals (4) and minutes (40:50) ... Tied then SEC career-high with 15 points vs Miss State (2-of-4 from 3PT and 3-of-3 FT) ... Hit a 3-pointer to give Arkansas a 75-72 lead to cap a 36-16 run in erasing a 17-point, second-half deficit ... Set SEC career-high with 17 points vs Mizzou, making 4-of-6 from 3PT ... Made three clutch triples down the stretch - up two with 7:45 to put Hogs up five; up to with 6:14 left to go back up five and with 1:33 left made trey to go up eight and secured win ... Continued strong play off the bench, scoring 13 with four rebounds, in the win over Tennessee ... Made back-to-back 3's in the first half to give Arkansas a 15-point lead ... Hit a trey in a 9-0 run to turn two-point lead into and 11-point cushion ... Had **career-high 21 points at Georgia** with six rebounds, his second-best career total ... After going down 14-0 to start the game, Sils came off the bench and immediately scored 11 points (hit 3 treys and a layup).



## DESI SILLS 2019-20 GAME STATS

| Opponent            | Date     | GS | Min | FG  | FGA | Pct  | 3FG  | 3A | Pct   | FT   | FTA | Pct   | O    | D  | Tot | Avg | PF  | FO | A | TO | Bk | Stl | Pts | Avg  |      |
|---------------------|----------|----|-----|-----|-----|------|------|----|-------|------|-----|-------|------|----|-----|-----|-----|----|---|----|----|-----|-----|------|------|
| RICE                | 11/05/19 | *  | 29  | 4   | 8   | .500 | 0    | 3  | .000  | 0    | 0   | .000  | 0    | 1  | 1   | 1.0 | 3   | 0  | 2 | 3  | 0  | 1   | 8   | 8.0  |      |
| NORTH TEXAS         | 11/12/19 | *  | 34  | 3   | 8   | .375 | 0    | 4  | .000  | 3    | 5   | .600  | 0    | 6  | 6   | 3.5 | 2   | 0  | 1 | 2  | 1  | 1   | 9   | 8.5  |      |
| MONTANA             | 11/16/19 | *  | 25  | 2   | 8   | .250 | 0    | 4  | .000  | 1    | 2   | .500  | 1    | 2  | 3   | 3.3 | 4   | 0  | 0 | 3  | 0  | 2   | 5   | 7.3  |      |
| TEXAS SOUTHERN      | 11/19/19 | *  | 30  | 4   | 15  | .267 | 0    | 5  | .000  | 2    | 2   | 1.000 | 2    | 0  | 2   | 3.0 | 2   | 0  | 2 | 1  | 0  | 1   | 10  | 8.0  |      |
| SOUTH DAKOTA        | 11/22/19 | *  | 24  | 2   | 8   | .250 | 1    | 6  | .167  | 1    | 1   | 1.000 | 0    | 4  | 4   | 3.2 | 2   | 0  | 1 | 3  | 0  | 0   | 6   | 7.6  |      |
| at Georgia Tech     | 11/25/19 | *  | 39  | 5   | 9   | .556 | 1    | 3  | .333  | 0    | 0   | .000  | 2    | 2  | 4   | 3.3 | 4   | 0  | 4 | 2  | 0  | 1   | 11  | 8.2  |      |
| NORTHERN KY         | 11/30/19 | *  | 39  | 7   | 15  | .467 | 0    | 5  | .000  | 3    | 5   | .600  | 0    | 4  | 4   | 3.4 | 3   | 0  | 1 | 2  | 1  | 2   | 17  | 9.4  |      |
| AUSTIN PEAY         | 12/03/19 | *  | 24  | 3   | 6   | .500 | 2    | 5  | .400  | 0    | 0   | .000  | 0    | 1  | 1   | 3.1 | 4   | 0  | 1 | 1  | 0  | 2   | 8   | 9.3  |      |
| at Western Kentucky | 12/07/19 | *  | 36  | 7   | 11  | .636 | 3    | 7  | .429  | 3    | 3   | 1.000 | 0    | 1  | 1   | 2.9 | 4   | 0  | 0 | 3  | 0  | 2   | 20  | 10.4 |      |
| TULSA               | 12/14/19 | *  | 30  | 3   | 10  | .300 | 2    | 8  | .250  | 1    | 4   | .250  | 0    | 0  | 0   | 2.6 | 2   | 0  | 3 | 1  | 1  | 0   | 9   | 10.3 |      |
| vs Valparaiso       | 12/21/19 | *  | 20  | 1   | 4   | .250 | 1    | 3  | .333  | 1    | 2   | .500  | 1    | 4  | 5   | 2.8 | 0   | 0  | 0 | 1  | 1  | 1   | 4   | 9.7  |      |
| at Indiana          | 12/29/19 | *  | 31  | 3   | 9   | .333 | 2    | 4  | .500  | 2    | 2   | 1.000 | 0    | 5  | 5   | 3.0 | 5   | 1  | 1 | 0  | 0  | 1   | 10  | 9.8  |      |
| TEXAS A&M           | 01/04/20 | *  | 30  | 4   | 9   | .444 | 1    | 4  | .250  | 4    | 6   | .667  | 1    | 3  | 4   | 3.1 | 3   | 0  | 1 | 0  | 0  | 2   | 13  | 10.0 |      |
| at LSU              | 01/08/20 | *  | 32  | 2   | 7   | .286 | 1    | 6  | .167  | 3    | 3   | 1.000 | 1    | 1  | 2   | 3.0 | 1   | 0  | 1 | 1  | 0  | 1   | 8   | 9.9  |      |
| at Ole Miss         | 01/11/20 | *  | 33  | 4   | 8   | .500 | 0    | 1  | .000  | 1    | 2   | .500  | 1    | 2  | 3   | 3.0 | 2   | 0  | 0 | 0  | 0  | 0   | 9   | 9.8  |      |
| VANDERBILT          | 01/15/20 | *  | 36  | 6   | 9   | .667 | 1    | 2  | .500  | 0    | 0   | .000  | 0    | 7  | 7   | 3.3 | 3   | 0  | 2 | 0  | 0  | 2   | 13  | 10.0 |      |
| KENTUCKY            | 01/18/20 | *  | 26  | 1   | 6   | .167 | 1    | 3  | .333  | 1    | 2   | .500  | 1    | 1  | 2   | 3.2 | 5   | 1  | 1 | 1  | 0  | 0   | 4   | 9.6  |      |
| at Mississippi St.  | 01/22/20 | *  | 18  | 1   | 4   | .250 | 0    | 2  | .000  | 0    | 0   | .000  | 0    | 1  | 1   | 3.1 | 2   | 0  | 2 | 0  | 0  | 0   | 2   | 9.2  |      |
| TCU                 | 01/25/20 | *  | 34  | 7   | 8   | .875 | 3    | 3  | 1.000 | 1    | 2   | .500  | 0    | 2  | 2   | 3.0 | 4   | 0  | 1 | 2  | 0  | 2   | 18  | 9.7  |      |
| SOUTH CAROLINA      | 01/29/20 | *  | 29  | 2   | 6   | .333 | 0    | 3  | .000  | 5    | 8   | .625  | 0    | 3  | 3   | 3.0 | 4   | 0  | 1 | 1  | 0  | 0   | 9   | 9.7  |      |
| at Alabama          | 02/01/20 | *  | 39  | 2   | 6   | .333 | 1    | 4  | .250  | 2    | 2   | 1.000 | 0    | 1  | 1   | 2.9 | 3   | 0  | 2 | 3  | 0  | 3   | 7   | 9.5  |      |
| AUBURN              | 02/04/20 | *  | 40  | 4   | 10  | .400 | 4    | 6  | .667  | 2    | 4   | .500  | 0    | 1  | 1   | 2.8 | 5   | 1  | 2 | 2  | 0  | 4   | 14  | 9.7  |      |
| at Missouri         | 02/08/20 | *  | 33  | 4   | 10  | .400 | 2    | 6  | .333  | 2    | 3   | .667  | 1    | 3  | 4   | 2.9 | 4   | 0  | 1 | 1  | 0  | 0   | 12  | 9.8  |      |
| at Tennessee        | 02/11/20 | *  | 34  | 2   | 14  | .143 | 2    | 8  | .250  | 5    | 8   | .625  | 2    | 2  | 4   | 2.9 | 4   | 0  | 0 | 3  | 0  | 0   | 11  | 9.9  |      |
| MISSISSIPPI ST.     | 02/15/20 | *  | 36  | 5   | 10  | .500 | 2    | 4  | .500  | 3    | 3   | 1.000 | 1    | 2  | 3   | 2.9 | 1   | 0  | 2 | 2  | 0  | 1   | 15  | 10.1 |      |
| at Florida          | 02/18/20 | *  | 36  | 0   | 7   | .000 | 0    | 4  | .000  | 0    | 0   | .000  | 1    | 2  | 3   | 2.9 | 2   | 0  | 0 | 1  | 0  | 0   | 0   | 9.7  |      |
| MISSOURI            | 02/22/20 | *  | 33  | 6   | 8   | .750 | 4    | 6  | .667  | 1    | 1   | 1.000 | 0    | 3  | 3   | 2.9 | 3   | 0  | 1 | 0  | 0  | 1   | 17  | 10.0 |      |
| TENNESSEE           | 02/26/20 | *  | 31  | 5   | 9   | .556 | 3    | 5  | .600  | 0    | 0   | .000  | 1    | 3  | 4   | 3.0 | 3   | 0  | 0 | 0  | 0  | 0   | 13  | 10.1 |      |
| at Georgia          | 02/29/20 | *  | 33  | 8   | 13  | .615 | 3    | 5  | .600  | 2    | 5   | .400  | 1    | 5  | 6   | 3.1 | 3   | 0  | 0 | 1  | 0  | 0   | 21  | 10.4 |      |
| Totals              |          |    | 24  | 914 | 107 | 255  | .420 | 40 | 129   | .310 | 49  | 75    | .653 | 17 | 72  | 89  | 3.1 | 87 | 3 | 33 | 40 | 4   | 30  | 303  | 10.4 |

## PERSONAL BESTS

| POINTS  | SEC ONLY                             |
|---|--------------------------------------|
| Season: 23 at Georgia (02/29/20)              | 23 at Georgia (02/29/20)             |
| Career: 23 at Georgia (02/29/20)              | 23 at Georgia (02/29/20)             |
| FG MADE                                       | SEC ONLY                             |
| Season: 8 at Georgia (02/29/20)               | 8 at Georgia (02/29/20)              |
| Career: 8 at Georgia (02/29/20)               | 8 at Georgia (02/29/20)              |
| FG ATTEMPTED                                  | SEC ONLY                             |
| Season: 15 (2x) last v Northern Ky (11/30/19) | 14 at Tennessee (02/11/20)           |
| Career: 15 (2x) last v Northern Ky (11/30/19) | 14 at Tennessee (02/11/20)           |
| 3-POINT FG MADE                               | SEC ONLY                             |
| Season: 4 (2x) last vs Mizzou (02/22/20)      | 4 (2x) last vs Mizzou (02/22/20)     |
| Career: 4 (3x) last vs Mizzou (02/22/20)      | 4 (2x) last vs Mizzou (02/22/20)     |
| 3-PT FG ATTEMPTS                              | SEC ONLY                             |
| Season: 8 (2x) last at Tennessee (02/11/20)   | 8 at Tennessee (02/11/20)            |
| Career: 8 (2x) last at Tenn (02/11/20)        | 8 at Tennessee (02/11/20)            |
| FT MADE                                       | SEC ONLY                             |
| Season: 5 (2x) last at Tennessee (02/11/20)   | 5 (2x) last at Tennessee (02/11/20)  |
| Career: 5 (3x) last at Tenn (02/11/20)        | 5 (3x) last at Tenn (02/11/20)       |
| FT ATTEMPTED                                  | SEC ONLY                             |
| Season: 8 (2x) last at Tennessee (02/11/20)   | 8 (2x) last at Tennessee (02/11/20)  |
| Career: 8 (3x) last at Tenn (02/11/20)        | 8 (3x) last at Tenn (02/11/20)       |
| REBOUNDS                                      | SEC ONLY                             |
| Season: 7 vs Vanderbilt (01/15/20)            | 7 vs Vanderbilt (01/15/20)           |
| Career: 7 vs Vanderbilt (01/15/20)            | 7 vs Vanderbilt (01/15/20)           |
| ASSISTS                                       | SEC ONLY                             |
| Season: 4 at Georgia Tech (11/25/19)          | 2 (3x) last vs Miss State (02/15/20) |
| Career: 6 vs. FIU (12/01/18)                  | 5 vs. LSU (01/12/19)                 |
| STEALS  | SEC ONLY                             |
| Season: 4 vs Auburn (02/04/20)                | 4 vs Auburn (02/04/20)               |
| Career: 4 vs Auburn (02/04/20)                | 4 vs Auburn (02/04/20)               |
| BLOCKED SHOTS                                 | SEC ONLY                             |
| Season: 1 (4x) last vs Valpo (12/21/19)       | --                                   |
| Career: 1 (4x) last vs Valpo (12/21/19)       | --                                   |
| MINUTES                                       | SEC ONLY                             |
| Season: 40:50 vs Auburn (02/04/20)            | 40:50 vs Auburn (02/04/20)           |
| Career: 40:50 vs Auburn (02/04/20)            | 40:50 vs Auburn (02/04/20)           |

## DESI SILLS CAREER STATISTICS

| Year    | GP | GS | Min  | Avg  | FG  | FGA | Pct  | 3FG | 3FGA | Pct  | FT | FTA | Pct  | Off | Def | Tot | Avg | PF  | FO | Ast | To | Bk | Stl | Pts | Avg  |
|---------|----|----|------|------|-----|-----|------|-----|------|------|----|-----|------|-----|-----|-----|-----|-----|----|-----|----|----|-----|-----|------|
| 2018-19 | 34 | 8  | 576  | 16.9 | 55  | 125 | .440 | 29  | 63   | .460 | 40 | 57  | .702 | 12  | 31  | 43  | 1.3 | 68  | 2  | 58  | 53 | 0  | 21  | 179 | 5.3  |
| 2019-20 | 29 | 24 | 914  | 31.5 | 107 | 255 | .420 | 40  | 129  | .310 | 49 | 75  | .653 | 17  | 72  | 89  | 3.1 | 87  | 3  | 33  | 40 | 4  | 30  | 303 | 10.4 |
| TOTAL   | 63 | 32 | 1490 | 23.7 | 162 | 380 | .426 | 69  | 192  | .359 | 89 | 132 | .674 | 29  | 103 | 132 | 2.1 | 155 | 5  | 91  | 93 | 4  | 51  | 482 | 7.7  |

5

## JALEN HARRIS

G • Jr. • 6-2 • 166

Wilson, N.C. || Word of God Christian Academy

## DOUBLE-DOUBLES (2)

11/21/18 • MONTANA ST 11 pts 11 asst  
12/15/18 • vs UTSA 11 pts 10 asst

Played his freshman season at the University of New Mexico, sat out as transfer at Arkansas in 2017-18.

• In 94 career games, has two with double-digit assists and 25 with at least 5 (20 at ARK, 1 at UNM) ... **52 of his 94 career games has 1 turnover or fewer** (32 at ARK, 20 at UNM) **including 21 with zero** (14 at ARK, 7 at UNM).

• **DID NOT COMMIT A TURNOVER IN THE FIRST FOUR SEC GAMES (81:26 minutes)** with 12 assists, including 5 vs Texas A&M and 5 vs Vanderbilt ... Streak ended with two turnovers versus Kentucky.

• **Overall, has not committed a turnover in 6 of 15 SEC games and logged 400 minutes in SEC play with just 18 turnovers.**

## LAST SEASON

• 15th in NCAA • 2nd in the SEC in assist-to-turnover ratio (2.86) – 189 assists vs 67 turnovers

• His 189 assists ranked seventh on the school's single-season list ... The 189 assists are the most in a season by a Razorback sophomore.

## 2019-20 HIGHLIGHTS:

- Only made eight 3's in 2018-19, but was 2-of-2 from beyond the arc in the season-opening win versus Rice ... Added three steals.
- Led the team with five assists vs Texas Southern and Northern Kentucky ... Adding five rebounds vs TX SOU and played over 35 minutes off the bench vs NKU.
- In the four games of the Collegiate Hoops Roadshow, tied for the team lead with 12 assists and six steals.
- Part of the 5-guard lineup over the last eight minutes vs Texas A&M ... For the game, had five assists, zero turnovers, four rebounds, two steals and 4-of-4 at the free throw line.
- Got first start of the season versus TCU and responded with a **season-high six assists** with seven points and four rebounds.
- Scored a **season-high 11 points at Alabama** ... Of the 11, scored five straight as part of an 11-1 run that saw the Hogs go from down three top up seven with 1:20 left ... His personal 5-0 run consisted of two free throws for tie and go up one, then hit a 3-pointer ... Also, clinging to a 3-point lead with 21 seconds left, drained two free throws for a 5-point cushion.
- After going down 14-0 at Georgia, Harris came off the bench to drain a 3-pointer to end the drought ... Added two free throws with 2:45 left in the game to trim deficit to one (83-82) ... Added two steals.

## JALEN HARRIS 2019-20 GAME STATS

| Opponent            | Date       | GS | Min | FG | FGA   | Pct  | 3FG | 3A    | Pct  | FT | FTA   | Pct  | O  | D  | Tot | Avg | PF | FO | A  | TO | Blk | Stl | Pts  | Avg |
|---------------------|------------|----|-----|----|-------|------|-----|-------|------|----|-------|------|----|----|-----|-----|----|----|----|----|-----|-----|------|-----|
| RICE                | 11/05/19   | 22 | 3   | 4  | .750  | 2    | 2   | 1.000 | 2    | 4  | .500  | 0    | 4  | 4  | 4.0 | 4   | 0  | 1  | 2  | 1  | 3   | 10  | 10.0 |     |
| NORTH TEXAS         | 11/12/19   | 18 | 0   | 2  | .000  | 0    | 2   | .000  | 2    | 2  | 1.000 | 0    | 0  | 0  | 2.0 | 4   | 0  | 1  | 1  | 1  | 0   | 2   | 6.0  |     |
| MONTANA             | 11/16/19   | 25 | 1   | 1  | 1.000 | 1    | 1   | 1.000 | 2    | 2  | 1.000 | 1    | 0  | 1  | 1.7 | 2   | 0  | 0  | 0  | 0  | 4   | 5   | 5.7  |     |
| TEXAS SOUTHERN      | 11/19/19   | 24 | 1   | 4  | .250  | 0    | 3   | .000  | 0    | 0  | .000  | 0    | 5  | 5  | 2.5 | 3   | 0  | 5  | 3  | 0  | 1   | 2   | 4.8  |     |
| SOUTH DAKOTA        | 11/22/19   | 23 | 2   | 5  | .400  | 0    | 2   | .000  | 4    | 4  | 1.000 | 0    | 1  | 1  | 2.2 | 1   | 0  | 2  | 0  | 0  | 0   | 8   | 5.4  |     |
| at Georgia Tech     | 11/25/19   | 8  | 0   | 2  | .000  | 0    | 1   | .000  | 0    | 0  | .000  | 0    | 0  | 0  | 1.8 | 1   | 0  | 1  | 1  | 0  | 0   | 0   | 4.5  |     |
| NORTHERN KY         | 11/30/19   | 35 | 1   | 4  | .250  | 1    | 2   | .500  | 2    | 2  | 1.000 | 0    | 4  | 4  | 2.1 | 1   | 0  | 5  | 2  | 0  | 1   | 5   | 4.6  |     |
| AUSTIN PEAY         | 12/03/19   | 32 | 2   | 4  | .500  | 2    | 4   | .500  | 0    | 0  | .000  | 1    | 3  | 4  | 2.4 | 1   | 0  | 3  | 6  | 1  | 0   | 6   | 4.8  |     |
| at Western Kentucky | 12/07/19   | 23 | 3   | 8  | .375  | 1    | 4   | .250  | 2    | 3  | .667  | 0    | 1  | 1  | 2.2 | 3   | 0  | 2  | 1  | 0  | 1   | 9   | 5.2  |     |
| TULSA               | 12/14/19   | 23 | 1   | 1  | 1.000 | 0    | 0   | .000  | 2    | 2  | 1.000 | 1    | 2  | 3  | 2.3 | 4   | 0  | 3  | 2  | 1  | 1   | 4   | 5.1  |     |
| vs Valparaiso       | 12/21/19   | 32 | 2   | 4  | .500  | 0    | 2   | .000  | 0    | 1  | .000  | 1    | 5  | 6  | 2.6 | 2   | 0  | 3  | 2  | 1  | 1   | 4   | 5.0  |     |
| at Indiana          | 12/29/19   | 18 | 0   | 1  | .000  | 0    | 1   | .000  | 0    | 1  | .000  | 0    | 1  | 1  | 2.5 | 3   | 0  | 1  | 1  | 0  | 1   | 0   | 4.6  |     |
| TEXAS A&M           | 01/04/20   | 31 | 1   | 4  | .250  | 0    | 2   | .000  | 4    | 4  | 1.000 | 0    | 4  | 4  | 2.6 | 2   | 0  | 5  | 0  | 0  | 2   | 6   | 4.7  |     |
| at LSU              | 01/08/20   | 20 | 1   | 5  | .200  | 0    | 1   | .000  | 0    | 0  | .000  | 0    | 1  | 1  | 2.5 | 3   | 0  | 2  | 0  | 0  | 2   | 2   | 4.5  |     |
| at Ole Miss         | 01/11/20   | 10 | 0   | 1  | .000  | 0    | 1   | .000  | 0    | 0  | .000  | 1    | 1  | 2  | 2.5 | 4   | 0  | 1  | 0  | 0  | 0   | 0   | 4.2  |     |
| VANDERBILT          | 01/15/20   | 19 | 1   | 3  | .333  | 0    | 1   | .000  | 0    | 0  | .000  | 1    | 1  | 2  | 2.4 | 1   | 0  | 4  | 0  | 0  | 0   | 2   | 4.1  |     |
| KENTUCKY            | 01/18/20   | 28 | 2   | 6  | .333  | 2    | 4   | .500  | 0    | 0  | .000  | 0    | 2  | 2  | 2.4 | 3   | 0  | 1  | 2  | 0  | 0   | 6   | 4.2  |     |
| at Mississippi St.  | 01/22/20   | 23 | 2   | 3  | .667  | 0    | 1   | .000  | 0    | 0  | .000  | 0    | 0  | 0  | 2.3 | 4   | 0  | 2  | 0  | 1  | 1   | 4   | 4.2  |     |
| TCU                 | 01/25/20 * | 33 | 2   | 4  | .500  | 1    | 2   | .500  | 2    | 2  | 1.000 | 2    | 2  | 4  | 2.4 | 3   | 0  | 6  | 2  | 0  | 0   | 7   | 4.3  |     |
| SOUTH CAROLINA      | 01/29/20 * | 26 | 1   | 2  | .500  | 1    | 2   | .500  | 1    | 4  | .250  | 1    | 4  | 5  | 2.5 | 5   | 1  | 3  | 2  | 0  | 0   | 4   | 4.3  |     |
| at Alabama          | 02/01/20   | 31 | 3   | 4  | .750  | 1    | 2   | .500  | 4    | 5  | .800  | 0    | 2  | 2  | 2.5 | 3   | 0  | 2  | 1  | 0  | 1   | 11  | 4.6  |     |
| AUBURN              | 02/04/20   | 33 | 2   | 9  | .222  | 0    | 5   | .000  | 3    | 4  | .750  | 0    | 2  | 2  | 2.5 | 1   | 0  | 2  | 0  | 0  | 1   | 7   | 4.7  |     |
| at Missouri         | 02/08/20   | 40 | 2   | 5  | .400  | 0    | 1   | .000  | 3    | 4  | .750  | 1    | 3  | 4  | 2.5 | 5   | 1  | 4  | 3  | 0  | 2   | 7   | 4.8  |     |
| at Tennessee        | 02/11/20 * | 18 | 0   | 1  | .000  | 0    | 0   | .000  | 0    | 0  | .000  | 0    | 2  | 2  | 2.5 | 1   | 0  | 0  | 3  | 0  | 2   | 0   | 4.6  |     |
| MISSISSIPPI ST.     | 02/15/20   | 26 | 0   | 2  | .000  | 0    | 2   | .000  | 0    | 0  | .000  | 0    | 1  | 1  | 2.4 | 3   | 0  | 2  | 1  | 0  | 0   | 0   | 4.4  |     |
| at Florida          | 02/18/20   | 32 | 1   | 2  | .500  | 1    | 2   | .500  | 0    | 0  | .000  | 0    | 2  | 2  | 2.4 | 2   | 0  | 2  | 1  | 0  | 1   | 3   | 4.4  |     |
| MISSOURI            | 02/22/20 * | 23 | 1   | 3  | .333  | 1    | 2   | .500  | 0    | 0  | .000  | 0    | 0  | 0  | 2.3 | 3   | 0  | 3  | 3  | 1  | 0   | 3   | 4.3  |     |
| TENNESSEE           | 02/26/20   | 11 | 1   | 1  | 1.000 | 1    | 1   | 1.000 | 1    | 3  | .333  | 0    | 0  | 0  | 2.3 | 1   | 0  | 1  | 1  | 0  | 0   | 4   | 4.3  |     |
| at Georgia          | 02/29/20   | 28 | 1   | 5  | .200  | 1    | 3   | .333  | 2    | 2  | 1.000 | 0    | 4  | 4  | 2.3 | 2   | 0  | 1  | 1  | 0  | 2   | 5   | 4.3  |     |
| Totals              |            | 4  | 715 | 37 | 100   | .370 | 16  | 56    | .286 | 36 | 49    | .735 | 10 | 57 | 67  | 2.3 | 75 | 2  | 68 | 41 | 7   | 27  | 126  | 4.3 |

## • PERSONAL BESTS •

## POINTS

Season: 11 at Alabama (02/01/20)  
Career: 17 at South Carolina (02/09/19)

## SEC ONLY

11 at Alabama (02/01/20)  
17 at South Carolina (02/09/19)

## FG MADE

Season: 3 (2x) last at Alabama (02/01/20)  
Career: 6 vs Western Ky. (12/08/18)

## SEC ONLY

3 at Alabama (02/01/20)  
5 (2x), last at USC (02/09/19)

## FG ATTEMPTED

Season: 6 vs Kentucky (01/18/20)  
Career: 16 at South Carolina (02/09/19)

## SEC ONLY

6 vs Kentucky (01/18/20)  
16 at South Carolina (02/09/19)

## 3-POINT FG MADE

Season: 2 (3x) last vs Kentucky (01/18/20)  
Career: 2 (3x) last vs Kentucky (01/18/20)

## SEC ONLY

2 vs Kentucky (01/18/20)  
2 vs Kentucky (01/18/20)

## 3-PT FG ATTEMPTS

Season: 5 vs Auburn (02/04/20)  
Career: 5 (2x) last vs Auburn (02/04/20)

## SEC ONLY

5 vs Auburn (02/04/20)  
5 vs Auburn (02/04/20)

## FT MADE

Season: 4 (3x) last at Alabama (02/01/20)  
Career: 8 vs. UTA (01/23/18)

## SEC ONLY

4 (2x) last at Alabama (02/01/20)  
7 at South Carolina (02/09/19)

## FT ATTEMPTED

Season: 5 at Alabama (01/04/20)  
Career: 11 (2x) last at TX A&M (01/05/19)

## SEC ONLY

5 at Alabama (01/04/20)  
11 at Texas A&M (01/05/19)

## REBOUNDS

Season: 5 vs Texas Southern (11/19/19)  
Career: 9 (2x), last vs. FIU (12/01/18)

## SEC ONLY

4 (2x) last at Missouri (02/08/20)  
6 at Ole Miss (01/19/19)

## ASSISTS

Season: 6 vs TCU (01/25/20)  
Career: 12 at Colorado State (12/05/18)

## SEC ONLY

5 vs Texas A&M (01/04/20)  
10 at Missouri (02/12/19)

## STEALS

Season: 4 vs Montana (11/12/19)  
Career: 4 (2x) last vs Montana (11/16/19)

## SEC ONLY

2 (3x) last at Georgia (02/29/20)  
3 vs. Missouri (02/12/19)

## BLOCKED SHOTS

Season: 1 (7x) last vs Mizzou (02/22/20)  
Career: 2 vs. Georgia (01/29/19)

## SEC ONLY

1 (2x) last vs Mizzou (02/22/20)  
2 vs. Georgia (01/29/19)

## MINUTES

Season: 35:15 vs Northern Ky (11/30/19)  
Career: 39 vs. Texas (11/09/18)

## SEC ONLY

32:53 vs Auburn (02/04/20)  
36 at Texas A&M (01/05/19)



## JALEN HARRIS CAREER STATISTICS

| Year          | GP                       | GS | Min  | Avg  | FG  | FGA | Pct  | 3FG | 3FGA | Pct  | FT  | FTA | Pct  | Off | Def | Tot | Avg | PF  | FO | Ast | TO  | Blk | Stl | Pts | Avg |
|---------------|--------------------------|----|------|------|-----|-----|------|-----|------|------|-----|-----|------|-----|-----|-----|-----|-----|----|-----|-----|-----|-----|-----|-----|
| 2016-17 (UNW) | 31                       | 18 | 639  | 20.6 | 47  | 107 | .439 | 7   | 27   | .259 | 38  | 51  | .745 | 2   | 54  | 56  | 1.8 | 64  | 0  | 72  | 40  | 3   | 25  | 139 | 4.5 |
| 2017-18       | - REDSHIRTED AT ARKANSAS |    |      |      |     |     |      |     |      |      |     |     |      |     |     |     |     |     |    |     |     |     |     |     |     |
| 2018-19 (ARK) | 34                       | 34 | 1046 | 30.8 | 85  | 249 | .341 | 8   | 69   | .116 | 82  | 119 | .689 | 18  | 80  | 98  | 2.9 | 75  | 1  | 189 | 66  | 6   | 38  | 260 | 7.6 |
| 2019-20 (ARK) | 29                       | 4  | 715  | 24.7 | 37  | 100 | .370 | 16  | 56   | .286 | 36  | 49  | .735 | 10  | 57  | 67  | 2.3 | 75  | 2  | 68  | 41  | 7   | 27  | 126 | 4.3 |
| TOTAL         | 94                       | 56 | 2400 | 25.5 | 169 | 456 | .371 | 31  | 152  | .204 | 156 | 219 | .712 | 30  | 191 | 221 | 2.4 | 214 | 3  | 329 | 147 | 16  | 90  | 525 | 5.6 |

# 12 TY STEVENS

G • Jr. • 6-2 • 180  
Republic, Mo. || Republic HS

## TY STEVENS 2019-20 GAME STATS

| Opponent            | Date     | GS  | Min | FG | FGA | Pct  | 3FG | 3A | Pct  | FT | FTA | Pct  | O | D | Tot | Avg | PF | FO | A | TO | Blk | Stl | Pts | Avg |
|---------------------|----------|-----|-----|----|-----|------|-----|----|------|----|-----|------|---|---|-----|-----|----|----|---|----|-----|-----|-----|-----|
| RICE                | 11/05/19 | 2   |     | 0  | 0   | .000 | 0   | 0  | .000 | 0  | 1   | .000 | 0 | 0 | 0   | 0.0 | 0  | 0  | 0 | 0  | 0   | 0   | 0   | 0.0 |
| NORTH TEXAS         | 11/12/19 | DNP |     |    |     |      |     |    |      |    |     |      |   |   |     |     |    |    |   |    |     |     |     |     |
| MONTANA             | 11/16/19 | DNP |     |    |     |      |     |    |      |    |     |      |   |   |     |     |    |    |   |    |     |     |     |     |
| TEXAS SOUTHERN      | 11/19/19 | 1   |     | 0  | 1   | .000 | 0   | 0  | .000 | 0  | 0   | .000 | 0 | 0 | 0   | 0.0 | 0  | 0  | 0 | 0  | 0   | 0   | 0   | 0.0 |
| SOUTH DAKOTA        | 11/22/19 | DNP |     |    |     |      |     |    |      |    |     |      |   |   |     |     |    |    |   |    |     |     |     |     |
| at Georgia Tech     | 11/25/19 | DNP |     |    |     |      |     |    |      |    |     |      |   |   |     |     |    |    |   |    |     |     |     |     |
| NORTHERN KY         | 11/30/19 | DNP |     |    |     |      |     |    |      |    |     |      |   |   |     |     |    |    |   |    |     |     |     |     |
| AUSTIN PEAY         | 12/03/19 | DNP |     |    |     |      |     |    |      |    |     |      |   |   |     |     |    |    |   |    |     |     |     |     |
| at Western Kentucky | 12/07/19 | DNP |     |    |     |      |     |    |      |    |     |      |   |   |     |     |    |    |   |    |     |     |     |     |
| TULSA               | 12/14/19 | 1   |     | 0  | 0   | .000 | 0   | 0  | .000 | 0  | 2   | .000 | 0 | 0 | 0   | 0.0 | 0  | 0  | 0 | 0  | 0   | 0   | 0   | 0.0 |
| vs Valparaiso       | 12/21/19 | DNP |     |    |     |      |     |    |      |    |     |      |   |   |     |     |    |    |   |    |     |     |     |     |
| at Indiana          | 12/29/19 | DNP |     |    |     |      |     |    |      |    |     |      |   |   |     |     |    |    |   |    |     |     |     |     |
| TEXAS A&M           | 01/04/20 | DNP |     |    |     |      |     |    |      |    |     |      |   |   |     |     |    |    |   |    |     |     |     |     |
| at LSU              | 01/08/20 | DNP |     |    |     |      |     |    |      |    |     |      |   |   |     |     |    |    |   |    |     |     |     |     |
| at Ole Miss         | 01/11/20 | DNP |     |    |     |      |     |    |      |    |     |      |   |   |     |     |    |    |   |    |     |     |     |     |
| VANDERBILT          | 01/15/20 | 0+  |     | 0  | 0   | .000 | 0   | 0  | .000 | 0  | 0   | .000 | 0 | 0 | 0   | 0.0 | 0  | 0  | 0 | 0  | 0   | 0   | 0   | 0.0 |
| KENTUCKY            | 01/18/20 | DNP |     |    |     |      |     |    |      |    |     |      |   |   |     |     |    |    |   |    |     |     |     |     |
| at Mississippi St.  | 01/22/20 | DNP |     |    |     |      |     |    |      |    |     |      |   |   |     |     |    |    |   |    |     |     |     |     |
| TCU                 | 01/25/20 | DNP |     |    |     |      |     |    |      |    |     |      |   |   |     |     |    |    |   |    |     |     |     |     |
| SOUTH CAROLINA      | 01/29/20 | DNP |     |    |     |      |     |    |      |    |     |      |   |   |     |     |    |    |   |    |     |     |     |     |
| at Alabama          | 02/01/20 | DNP |     |    |     |      |     |    |      |    |     |      |   |   |     |     |    |    |   |    |     |     |     |     |
| AUBURN              | 02/04/20 | DNP |     |    |     |      |     |    |      |    |     |      |   |   |     |     |    |    |   |    |     |     |     |     |
| at Missouri         | 02/08/20 | 0+  |     | 0  | 0   | .000 | 0   | 0  | .000 | 0  | 0   | .000 | 0 | 0 | 0   | 0.0 | 0  | 0  | 0 | 0  | 0   | 0   | 0   | 0.0 |
| at Tennessee        | 02/11/20 | 1   |     | 0  | 0   | .000 | 0   | 0  | .000 | 0  | 0   | .000 | 0 | 0 | 0   | 0.0 | 0  | 0  | 0 | 0  | 0   | 0   | 0   | 0.0 |
| MISSISSIPPI ST.     | 02/15/20 | DNP |     |    |     |      |     |    |      |    |     |      |   |   |     |     |    |    |   |    |     |     |     |     |
| at Florida          | 02/18/20 | DNP |     |    |     |      |     |    |      |    |     |      |   |   |     |     |    |    |   |    |     |     |     |     |
| MISSOURI            | 02/22/20 | DNP |     |    |     |      |     |    |      |    |     |      |   |   |     |     |    |    |   |    |     |     |     |     |
| TENNESSEE           | 02/26/20 | DNP |     |    |     |      |     |    |      |    |     |      |   |   |     |     |    |    |   |    |     |     |     |     |
| at Georgia          | 02/29/20 | DNP |     |    |     |      |     |    |      |    |     |      |   |   |     |     |    |    |   |    |     |     |     |     |
| Totals              |          | 0   | 5   | 0  | 1   | .000 | 0   | 0  | .000 | 0  | 3   | .000 | 0 | 0 | 0   | 0.0 | 0  | 0  | 0 | 0  | 0   | 0   | 0   | 0.0 |

| • PERSONAL BESTS •                            |                              |
|---|------------------------------|
| <b>POINTS</b>                                 | <b>SEC ONLY</b>              |
| Season:                                       |                              |
| Career: 3 at Vanderbilt (03/06/19)            | 3 at Vanderbilt (03/06/19)   |
| <b>FG MADE</b>                                | <b>SEC ONLY</b>              |
| Season:                                       |                              |
| Career: 1 at Vanderbilt (03/06/19)            | 1 at Vanderbilt (03/06/19)   |
| <b>FG ATTEMPTED</b>                           | <b>SEC ONLY</b>              |
| Season: 1 vs Texas Southern (11/19/19)        |                              |
| Career: 1 (2x) last vs TX Southern (11/19/19) | 1 at Vanderbilt (03/06/19)   |
| <b>3-POINT FG MADE</b>                        | <b>SEC ONLY</b>              |
| Season:                                       |                              |
| Career: --                                    | --                           |
| <b>3-PT FG ATTEMPTS</b>                       | <b>SEC ONLY</b>              |
| Season:                                       |                              |
| Career: --                                    | --                           |
| <b>FT MADE</b>                                | <b>SEC ONLY</b>              |
| Season:                                       |                              |
| Career: 1 at Vanderbilt (03/06/19)            | 1 at Vanderbilt (03/06/19)   |
| <b>FT ATTEMPTED</b>                           | <b>SEC ONLY</b>              |
| Season: 1 vs Rice (11/05/19)                  |                              |
| Career: 2 vs Tulsa (12/14/19)                 | 1 at Vanderbilt (03/06/19)   |
| <b>REBOUNDS</b>                               | <b>SEC ONLY</b>              |
| Season:                                       |                              |
| Career: --                                    | --                           |
| <b>ASSISTS</b>                                | <b>SEC ONLY</b>              |
| Season:                                       |                              |
| Career: --                                    | --                           |
| <b>STEALS</b>                                 | <b>SEC ONLY</b>              |
| Season:                                       |                              |
| Career: --                                    | --                           |
| <b>BLOCKED SHOTS</b>                          | <b>SEC ONLY</b>              |
| Season:                                       |                              |
| Career: --                                    | --                           |
| <b>MINUTES</b>                                | <b>SEC ONLY</b>              |
| Season: 1:38 vs Rice (11/05/19)               | 0:35 at Tennessee (02/11/20) |
| Career: 1:38 vs Rice (11/05/19)               | 0:35 at Tennessee (02/11/20) |

# 13 EMEKA OBUKWELU

F • R Jr. • 6-8 • 222  
Plano, Texas || Plano West HS

## EMEKA OBUKWELU 2019-20 GAME STATS

| Opponent            | Date     | GS  | Min | FG | FGA | Pct  | 3FG | 3A | Pct  | FT | FTA | Pct  | O | D | Tot | Avg | PF | FO | A | TO | Blk | Stl | Pts | Avg |
|---------------------|----------|-----|-----|----|-----|------|-----|----|------|----|-----|------|---|---|-----|-----|----|----|---|----|-----|-----|-----|-----|
| RICE                | 11/05/19 | 1   |     | 0  | 0   | .000 | 0   | 0  | .000 | 0  | 0   | .000 | 1 | 2 | 3   | 3.0 | 0  | 0  | 0 | 0  | 0   | 0   | 0   | 0.0 |
| NORTH TEXAS         | 11/12/19 | DNP |     |    |     |      |     |    |      |    |     |      |   |   |     |     |    |    |   |    |     |     |     |     |
| MONTANA             | 11/16/19 | DNP |     |    |     |      |     |    |      |    |     |      |   |   |     |     |    |    |   |    |     |     |     |     |
| TEXAS SOUTHERN      | 11/19/19 | DNP |     |    |     |      |     |    |      |    |     |      |   |   |     |     |    |    |   |    |     |     |     |     |
| SOUTH DAKOTA        | 11/22/19 | DNP |     |    |     |      |     |    |      |    |     |      |   |   |     |     |    |    |   |    |     |     |     |     |
| at Georgia Tech     | 11/25/19 | DNP |     |    |     |      |     |    |      |    |     |      |   |   |     |     |    |    |   |    |     |     |     |     |
| NORTHERN KY         | 11/30/19 | DNP |     |    |     |      |     |    |      |    |     |      |   |   |     |     |    |    |   |    |     |     |     |     |
| AUSTIN PEAY         | 12/03/19 | DNP |     |    |     |      |     |    |      |    |     |      |   |   |     |     |    |    |   |    |     |     |     |     |
| at Western Kentucky | 12/07/19 | DNP |     |    |     |      |     |    |      |    |     |      |   |   |     |     |    |    |   |    |     |     |     |     |
| TULSA               | 12/14/19 | 1   |     | 0  | 1   | .000 | 0   | 1  | .000 | 0  | 0   | .000 | 0 | 0 | 0   | 1.5 | 0  | 0  | 0 | 0  | 0   | 0   | 0   | 0.0 |
| vs Valparaiso       | 12/21/19 | DNP |     |    |     |      |     |    |      |    |     |      |   |   |     |     |    |    |   |    |     |     |     |     |
| at Indiana          | 12/29/19 | DNP |     |    |     |      |     |    |      |    |     |      |   |   |     |     |    |    |   |    |     |     |     |     |
| TEXAS A&M           | 01/04/20 | DNP |     |    |     |      |     |    |      |    |     |      |   |   |     |     |    |    |   |    |     |     |     |     |
| at LSU              | 01/08/20 | DNP |     |    |     |      |     |    |      |    |     |      |   |   |     |     |    |    |   |    |     |     |     |     |
| at Ole Miss         | 01/11/20 | DNP |     |    |     |      |     |    |      |    |     |      |   |   |     |     |    |    |   |    |     |     |     |     |
| VANDERBILT          | 01/15/20 | 1   |     | 0  | 0   | .000 | 0   | 0  | .000 | 0  | 0   | .000 | 0 | 0 | 0   | 1.0 | 0  | 0  | 0 | 0  | 0   | 0   | 0   | 0.0 |
| KENTUCKY            | 01/18/20 | DNP |     |    |     |      |     |    |      |    |     |      |   |   |     |     |    |    |   |    |     |     |     |     |
| at Mississippi St.  | 01/22/20 | DNP |     |    |     |      |     |    |      |    |     |      |   |   |     |     |    |    |   |    |     |     |     |     |
| TCU                 | 01/25/20 | DNP |     |    |     |      |     |    |      |    |     |      |   |   |     |     |    |    |   |    |     |     |     |     |
| SOUTH CAROLINA      | 01/29/20 | DNP |     |    |     |      |     |    |      |    |     |      |   |   |     |     |    |    |   |    |     |     |     |     |
| at Alabama          | 02/01/20 | DNP |     |    |     |      |     |    |      |    |     |      |   |   |     |     |    |    |   |    |     |     |     |     |
| AUBURN              | 02/04/20 | DNP |     |    |     |      |     |    |      |    |     |      |   |   |     |     |    |    |   |    |     |     |     |     |
| at Missouri         | 02/08/20 | DNP |     |    |     |      |     |    |      |    |     |      |   |   |     |     |    |    |   |    |     |     |     |     |
| at Tennessee        | 02/11/20 | 2   |     | 0  | 0   | .000 | 0   | 0  | .000 | 0  | 0   | .000 | 1 | 1 | 2   | 1.3 | 0  | 0  | 0 | 0  | 0   | 0   | 0   | 0.0 |
| MISSISSIPPI ST.     | 02/15/20 | DNP |     |    |     |      |     |    |      |    |     |      |   |   |     |     |    |    |   |    |     |     |     |     |
| at Florida          | 02/18/20 | 0   |     | 0  | 0   | .000 | 0   | 0  | .000 | 0  | 0   | .000 | 0 | 0 | 0   | 1.0 | 0  | 0  | 0 | 0  | 0   | 0   | 0   | 0.0 |
| MISSOURI            | 02/22/20 | DNP |     |    |     |      |     |    |      |    |     |      |   |   |     |     |    |    |   |    |     |     |     |     |
| TENNESSEE           | 02/26/20 | 1   |     | 0  | 1   | .000 | 0   | 1  | .000 | 0  | 0   | .000 | 0 | 0 | 0   | 0.8 | 0  | 0  | 0 | 0  | 0   | 0   | 0   | 0.0 |
| at Georgia          | 02/29/20 | DNP |     |    |     |      |     |    |      |    |     |      |   |   |     |     |    |    |   |    |     |     |     |     |
| Totals              |          | 0   | 6   | 0  | 2   | .000 | 0   | 2  | .000 | 0  | 0   | .000 | 2 | 3 | 5   | 0.8 | 0  | 0  | 0 | 0  | 0   | 0   | 0   | 0.0 |

| • PERSONAL BESTS •                                |                              |
|---|------------------------------|
| <b>POINTS</b>                                     | <b>SEC ONLY</b>              |
| Season:   |                              |
| Career: 43 vs Rhodes (12/03/17)                   | --                           |
| <b>FG MADE</b>                                    | <b>SEC ONLY</b>              |
| Season:   |                              |
| Career: 20 vs Rhodes (12/03/17)                   | --                           |
| <b>FG ATTEMPTED</b>                               | <b>SEC ONLY</b>              |
| Season: 1 (2x) last vs Tennessee (2/26/20)        | 1 vs Tennessee (2/26/20)     |
| Career: 26 at LeTourneau (02/01/18)               | 1 vs Tennessee (2/26/20)     |
| <b>3-POINT FG MADE</b>                            | <b>SEC ONLY</b>              |
| Season:   |                              |
| Career: --  | --                           |
| <b>3-PT FG ATTEMPTS</b>                           | <b>SEC ONLY</b>              |
| Season: 1 vs Tennessee (2/26/20)                  | 1 vs Tennessee (2/26/20)     |
| Career: 1 (3x) last vs Tennessee (02/26/20)       | 1 vs Tennessee (2/26/20)     |
| <b>FT MADE</b>                                    | <b>SEC ONLY</b>              |
| Season:   |                              |
| Career: 6 (2x) last at Louisiana Coll. (02/17/18) | --                           |
| <b>FT ATTEMPTED</b>                               | <b>SEC ONLY</b>              |
| Season:   |                              |
| Career: 10 at Willamette (11/18/16)               | --                           |
| <b>REBOUNDS</b>                                   | <b>SEC ONLY</b>              |
| Season: 3 vs Rice (11/05/19)                      | 2 at Tennessee (02/11/20)    |
| Career: 20 vs Rhodes (12/03/17)                   | 2 at Tennessee (02/11/20)    |
| <b>ASSISTS</b>                                    | <b>SEC ONLY</b>              |
| Season:   |                              |
| Career: 4 at Rust (01/19/17)                      | --                           |
| <b>STEALS</b>                                     | <b>SEC ONLY</b>              |
| Season:   |                              |
| Career: 2 (2x) last at Louisiana Coll. (02/17/18) | --                           |
| <b>BLOCKED SHOTS</b>                              | <b>SEC ONLY</b>              |
| Season:   |                              |
| Career: 4 vs Belhaven (01/13/18)                  | --                           |
| <b>MINUTES</b>                                    | <b>SEC ONLY</b>              |
| Season: 1:05 vs Rice (11/05/19)                   | 1:50 at Tennessee (02/11/20) |
| Career: 42 vs Louisiana College (01/11/18)        | 1:50 at Tennessee (02/11/20) |

14

## JAMARIO BELL

F • Sr. • 6-5 • 250

Junction City, Ark. || Junction City HS

• After playing his final football game as a Razorback (at Little Rock versus Missouri on Nov. 29), joined the basketball team for the Northern Kentucky game (Nov. 30).

• **Graduated Dec. 22, 2019 (Sport & Recreation Management).**

## 2019-20 BASKETBALL HIGHLIGHTS:

- First game action came vs Tulsa and he blocked a shot.
- Grabbed a rebound in his 33 seconds of game action vs Vanderbilt.
- Played 5:21 at Tennessee ... Recorded two blocked shots and a rebound.

## HIGH SCHOOL BASKETBALL BIO

• Not only was Bell a highly recruited football player, was a highly touted basketball player ... Named to the **2015 USA TODAY All-Arkansas** second team with the likes of Malik Monk (Kentucky), KeVaughn Allen (Florida), Mitchell Smith (Missouri) and Javon Franklin (Auburn) making the 10-member team ... A two-time All-State selection, led Junction City to the 2A state championship game twice and was named to the 2015 2A All-State Tournament team ... Also helped the Dragons to the state semifinals as a sophomore ... His backboard-shattering dunk as a senior went viral on the internet (Also shattered a backboard in Arkansas' intramural gym) ... Played on the AAU circuit with the Arkansas Wings.

## ARKANSAS FOOTBALL CAREER

- Bell came to Arkansas as a wide receiver ... Moved from defensive end, to tight end, to linebacker and back to defensive end during his career ... Finished with 37 tackles in two seasons, including 6.5 TFL, and had 4.5 sacks – all in 2019.
- **2019 (SR):** Played in 10 games at defensive end and started the final game versus Missouri ... Finished with 17 tackles and ranked second on the team with 4.5 sacks.
- **2018 (JR):** Played in 11 of 12 games during his junior season with the Razorbacks ... Recorded 20 tackles, 11 solo.
- **2017 (SO):** Missed the first 10 weeks of the season due to a foot injury sustained during fall camp ... Saw action on special teams in the last two games.
- **2016 (FR):** Moved from tight end to linebacker during 2017 spring workouts ... Did not see any game action.
- **2015 (FR):** Transitioned from defensive line to tight end during 2016 spring workouts ... Redshirted.
- **HIGH SCHOOL FOOTBALL:** A consensus four-star prospect ... Named to the Associated Press Arkansas Super Team at defensive end in 2014 ... Helped lead Junction City to the Arkansas class 2A state championship in 2014.
- **OTHER:** Won the 2015 2A state championships in the shot put and discus ... Placed third in both events as a junior.

## FOOTBALL CAREER HIGHS

Tackles: 4 (2x) last at LSU (10/10/18)  
Solo: 2 (7x) last vs Missouri (11/29/19)  
TFL: 2.0 (2x) last vs Texas A&M (9/28/19)  
Sacks: 2.0 vs Texas A&M (9/28/19)  
QBH: 1 (3x) last vs Western Ky (11/19/19)  
PBU: --  
FR: --  
FF: 1 (2x) last vs San Jose State (9/21/19)

NOTE: 4.5 sacks in 2019 / 17th in SEC

## • PERSONAL BESTS •


| POINTS                                      | SEC ONLY                            |
|---|-------------------------------------|
| Season: --                                  | --                                  |
| Career: --                                  | --                                  |
| FG MADE                                     | SEC ONLY                            |
| Season: --                                  | --                                  |
| Career: --                                  | --                                  |
| FG ATTEMPTED                                | SEC ONLY                            |
| Season: --                                  | --                                  |
| Career: --                                  | --                                  |
| 3-POINT FG MADE                             | SEC ONLY                            |
| Season: --                                  | --                                  |
| Career: --                                  | --                                  |
| 3-PT FG ATTEMPTS                            | SEC ONLY                            |
| Season: --                                  | --                                  |
| Career: --                                  | --                                  |
| FT MADE                                     | SEC ONLY                            |
| Season: --                                  | --                                  |
| Career: --                                  | --                                  |
| FT ATTEMPTED                                | SEC ONLY                            |
| Season: --                                  | --                                  |
| Career: --                                  | --                                  |
| REBOUNDS                                    | SEC ONLY                            |
| Season: 1 (2x) last at Tennessee (02/11/20) | 1 (2x) last at Tennessee (02/11/20) |
| Career: 1 (2x) last at Tenn (02/11/20)      | 1 (2x) last at Tenn (02/11/20)      |
| ASSISTS                                     | SEC ONLY                            |
| Season: --                                  | --                                  |
| Career: --                                  | --                                  |
| STEALS                                      | SEC ONLY                            |
| Season: --                                  | --                                  |
| Career: --                                  | --                                  |
| BLOCKED SHOTS                               | SEC ONLY                            |
| Season: 2 at Tennessee (02/11/20)           | 2 at Tennessee (02/11/20)           |
| Career: 2 at Tennessee (02/11/20)           | 2 at Tennessee (02/11/20)           |
| MINUTES                                     | SEC ONLY                            |
| Season: 5:21 at Tennessee (02/11/20)        | 5:21 at Tennessee (02/11/20)        |
| Career: 5:21 at Tennessee (02/11/20)        | 5:21 at Tennessee (02/11/20)        |

## JAMARIO BELL 2019-20 GAME STATS

| Opponent            | Date     | GS  | Min | FG | FGA  | Pct  | 3FG | 3A | Pct  | FT | FTA | Pct  | O | D | Tot | Avg | PF | FO | A | TO | Blk | Stl | Pts | Avg |
|---------------------|----------|-----|-----|----|------|------|-----|----|------|----|-----|------|---|---|-----|-----|----|----|---|----|-----|-----|-----|-----|
| RICE                | 11/05/19 | --  | --  |    |      |      |     |    |      |    |     |      |   |   |     |     |    |    |   |    |     |     |     |     |
| NORTH TEXAS         | 11/12/19 | --  | --  |    |      |      |     |    |      |    |     |      |   |   |     |     |    |    |   |    |     |     |     |     |
| MONTANA             | 11/16/19 | --  | --  |    |      |      |     |    |      |    |     |      |   |   |     |     |    |    |   |    |     |     |     |     |
| TEXAS SOUTHERN      | 11/19/19 | --  | --  |    |      |      |     |    |      |    |     |      |   |   |     |     |    |    |   |    |     |     |     |     |
| SOUTH DAKOTA        | 11/22/19 | --  | --  |    |      |      |     |    |      |    |     |      |   |   |     |     |    |    |   |    |     |     |     |     |
| at Georgia Tech     | 11/25/19 | --  | --  |    |      |      |     |    |      |    |     |      |   |   |     |     |    |    |   |    |     |     |     |     |
| NORTHERN KY         | 11/30/19 | DNP |     |    |      |      |     |    |      |    |     |      |   |   |     |     |    |    |   |    |     |     |     |     |
| AUSTIN PEAY         | 12/03/19 | DNP |     |    |      |      |     |    |      |    |     |      |   |   |     |     |    |    |   |    |     |     |     |     |
| at Western Kentucky | 12/07/19 | DNP |     |    |      |      |     |    |      |    |     |      |   |   |     |     |    |    |   |    |     |     |     |     |
| TULSA               | 12/14/19 | 1   | 0   | 0  | .000 |      | 0   | 0  | .000 | 0  | 0   | .000 | 0 | 0 | 0   | 0.0 | 1  | 0  | 0 | 0  | 1   | 0   | 0   | 0.0 |
| vs Valparaiso       | 12/21/19 | DNP |     |    |      |      |     |    |      |    |     |      |   |   |     |     |    |    |   |    |     |     |     |     |
| at Indiana          | 12/29/19 | DNP |     |    |      |      |     |    |      |    |     |      |   |   |     |     |    |    |   |    |     |     |     |     |
| TEXAS A&M           | 01/04/20 | DNP |     |    |      |      |     |    |      |    |     |      |   |   |     |     |    |    |   |    |     |     |     |     |
| at LSU              | 01/08/20 | DNP |     |    |      |      |     |    |      |    |     |      |   |   |     |     |    |    |   |    |     |     |     |     |
| at Ole Miss         | 01/11/20 | DNP |     |    |      |      |     |    |      |    |     |      |   |   |     |     |    |    |   |    |     |     |     |     |
| VANDERBILT          | 01/15/20 | 1   | 0   | 0  | .000 |      | 0   | 0  | .000 | 0  | 0   | .000 | 0 | 1 | 1   | 0.5 | 0  | 0  | 0 | 0  | 0   | 0   | 0   | 0.0 |
| KENTUCKY            | 01/18/20 | DNP |     |    |      |      |     |    |      |    |     |      |   |   |     |     |    |    |   |    |     |     |     |     |
| at Mississippi St.  | 01/22/20 | DNP |     |    |      |      |     |    |      |    |     |      |   |   |     |     |    |    |   |    |     |     |     |     |
| TCU                 | 01/25/20 | DNP |     |    |      |      |     |    |      |    |     |      |   |   |     |     |    |    |   |    |     |     |     |     |
| SOUTH CAROLINA      | 01/29/20 | DNP |     |    |      |      |     |    |      |    |     |      |   |   |     |     |    |    |   |    |     |     |     |     |
| at Alabama          | 02/01/20 | DNP |     |    |      |      |     |    |      |    |     |      |   |   |     |     |    |    |   |    |     |     |     |     |
| AUBURN              | 02/04/20 | DNP |     |    |      |      |     |    |      |    |     |      |   |   |     |     |    |    |   |    |     |     |     |     |
| at Missouri         | 02/08/20 | DNP |     |    |      |      |     |    |      |    |     |      |   |   |     |     |    |    |   |    |     |     |     |     |
| at Tennessee        | 02/11/20 | 5   | 0   | 0  | .000 |      | 0   | 0  | .000 | 0  | 0   | .000 | 0 | 1 | 1   | 0.7 | 2  | 0  | 0 | 0  | 2   | 0   | 0   | 0.0 |
| MISSISSIPPI ST.     | 02/15/20 | 1   | 0   | 0  | .000 |      | 0   | 0  | .000 | 0  | 0   | .000 | 0 | 0 | 0   | 0.5 | 0  | 0  | 0 | 0  | 0   | 0   | 0   | 0.0 |
| at Florida          | 02/18/20 | DNP |     |    |      |      |     |    |      |    |     |      |   |   |     |     |    |    |   |    |     |     |     |     |
| MISSOURI            | 02/22/20 | DNP |     |    |      |      |     |    |      |    |     |      |   |   |     |     |    |    |   |    |     |     |     |     |
| TENNESSEE           | 02/26/20 | DNP |     |    |      |      |     |    |      |    |     |      |   |   |     |     |    |    |   |    |     |     |     |     |
| at Georgia          | 02/29/20 | DNP |     |    |      |      |     |    |      |    |     |      |   |   |     |     |    |    |   |    |     |     |     |     |
| Totals              |          | 0   | 8   | 0  | 0    | .000 | 0   | 0  | .000 | 0  | 0   | .000 | 0 | 2 | 2   | 0.5 | 3  | 0  | 0 | 0  | 3   | 0   | 0   | 0.0 |

## JAMARIO BELL CAREER STATISTICS

| BASKETBALL  | GP | GS | Min  | Avg | FG            | FGA | Pct  | 3FG   | 3FGA | Pct  | FT  | FTA | Pct  | Off | Def | Tot | Avg | PF   | FO   | Ast | TO | Blk | Stl | Pts | Avg |
|-------------|----|----|------|-----|---------------|-----|------|-------|------|------|-----|-----|------|-----|-----|-----|-----|------|------|-----|----|-----|-----|-----|-----|
| 2019-20     | 4  | 0  | 8    | 2.0 | 0             | 0   | .000 | 0     | 0    | .000 | 0   | 0   | .000 | 0   | 2   | 2   | 0.5 | 3    | 0    | 0   | 0  | 3   | 0   | 0   | 0.0 |
| FOOTBALL    | GP | GS | Solo | Ast | Total Tackles | TFL | Yds  | Sacks | Yds  | Int  | Yds | PBU | PD   | Qbh | FR  | Yds | FF  | Blkd | Kick | Saf |    |     |     |     |     |
| 2016 (Rfr.) |    |    | .    | .   | .             | .   | .    | .     | .    | .    | .   | .   | .    | .   | .   | .   | .   | .    | .    | .   |    |     |     |     |     |
| 2017 (So.)  | 2  | 0  | .    | .   | .             | .   | .    | .     | .    | .    | .   | .   | .    | .   | .   | .   | .   | .    | .    | .   |    |     |     |     |     |
| 2018 (Jr.)  | 11 | 0  | 11   | 9   | 20            | 1.0 | -5   |       |      |      |     |     |      | 1   |     |     | 1   |      |      |     |    |     |     |     |     |
| 2019 (Sr.)  | 10 | 1  | 10   | 7   | 17            | 5.5 | -27  | 4.5   | -23  |      |     |     |      | 2   |     |     | 1   |      |      |     |    |     |     |     |     |
| CAREER      | 22 | 1  | 21   | 16  | 37            | 6.5 | -32  | 4.5   | -23  |      |     |     |      | 3   |     |     | 2   |      |      |     |    |     |     |     |     |



**15** **MASON JONES**  
G • Jr. • 6-5 • 200  
Desoto, Texas || Triple A Academy



**1 of 5 FINALISTS** for the 2020 Jerry West Award (Shooting Guard of the Year), Basketball Hall of Fame announced on Mar. 3.  
**1 of 30 players** named to the midseason list for the 2020 Citizen Naismith Trophy (Men's Player of the Year), the Atlanta Tipoff Club announced on Feb. 13.

**ONLY PLAYER IN SEC TO LEAD HIS TEAM in PPG (21.3), RPG (5.7), Assists (96) & Steals (43)**  
**THE ONLY PLAYER IN THE SEC** to rank among the **TOP 20** in scoring (1st), rebounds (19th), steals (7th) and assists (11th).

**BRUCE PEARL - AUBURN HEAD COACH**

"How good is Mason Jones? Wow. What a story. He is just a great lesson for young people. It's not where you start. It's where you finish. Bettering yourself. He's as good as there is in the league."

**MIKE WHITE - FLORIDA HEAD COACH**

"Mason Jones is one of the most versatile scorers I've seen in this league, and I've been associated with this league a long time. His ability to score in transition, off the catch, off the bounce, his ability to draw fouls, his offensive motor. He is always in attack mode. He's terrific."

**BEN HOWLAND - MISSISSIPPI STATE HEAD COACH**

"One of the best players in all of college basketball. (He) is absolutely incredible. I just love his story. All the effort and work he has put into his game; his understanding and fell is incredible."

|               |       |                  |                |
|---------------|-------|------------------|----------------|
| • FT Made     | 207   | <b>1st NCAA</b>  | <b>1st SEC</b> |
| • Points/Gm   | 21.3  | <b>15th NCAA</b> | <b>1st SEC</b> |
| • Def Reb/Gm  | 4.93  | 226th NCAA       | 9th SEC        |
| • Minutes/Gm  | 33:45 | 188th NCAA       | 9th SEC        |
| • 3PT Made/GM | 1.90  | --               | 9th SEC        |
| • 3PT FG Att. | 170   | 172nd NCAA       | 5th SEC        |

|              |       |                 |                |
|--------------|-------|-----------------|----------------|
| • FT Att     | 250   | <b>1st NCAA</b> | <b>1st SEC</b> |
| • FT Pct     | 82.8% | 89th NCAA       | 6th SEC        |
| • Steals/Gm  | 1.54  | 161st NCAA      | 7th SEC        |
| • Assists/Gm | 3.4   | 229th NCAA      | 11th SEC       |
| • FG Pct     | 43.8% | 200th NCAA      | 9th SEC        |
| • FG Made    | 167   | 152nd NCAA      | 6th SEC        |

**RAZORBACKS TO LEAD LEAGUE IN SCORING**

| YEAR    | PLAYER         | PPG  | CONF |
|---------|----------------|------|------|
| 1947-48 | George Kok     | 20.4 | SWC  |
| 1972-73 | Martin Terry   | 28.3 | SWC  |
| 1982-83 | Darrell Walker | 18.2 | SWC  |
| 1984-85 | Joe Kleine     | 22.1 | SWC  |

**•Has 5+ rebounds in 21 of his 28 games**

- Games in double figure pts: 44 for career • 24 for 2019-20
- Led team in scoring: 28 for career • 18 for 2019-20

- Made 3+ 3's: 21 for career • 9 for 2019-20

**• 20-POINT GMS: 21 FOR CAREER • 14 FOR 2019-20**

- **SEC PLAYER OF THE WEEK (Nov. 11): 32 pts - 7 rebs - 5 steals** in season-opening win over Rice.
- **SEC PLAYER OF THE WEEK (Dec. 16): 41 pts - 6 rebs - 4 steals** - season-high 4 assists versus Tulsa.
- **SEC co-PLAYER OF THE WEEK (Feb. 3): Avg. 32.0 pts & 8.5 rebs - 34 pts & 12 rebs vs USC • 30 pts and 5 rebs at Bama.**
- **SEC co-PLAYER OF THE WEEK (Mar. 2): Avg. 315. pts - 37 pts vs Tennessee • 26 pts and 5 assists at Georgia.**
- **1st Razorback since Jannero Pargo (2002) to score at least 30 pts in back-to-back games; ONLY HOG TO SCORE 30-PLUS IN 3 STRAIGHT GAMES.**
- Scored his 1,000th career point with a free throw at 15:58 of the first half versus Tennessee ... 44th Razorback to eclipse 1,000 career points - 8th to do so in his first two years with the program ... Was fifth-fastest Razorback to reach 1,000 career points (61 games).
- Only Razorback to have at least 10 FG made and 10 FT made in an SEC game ... **DONE IT 2x THIS YEAR** (12-of-24 FG & 11-of-16 FT vs Auburn // 11-of-19 FG & 12-of-15 FT vs Tenn Feb. 11).
- Mason Jones is the 3rd player in Arkansas history to make 300+ free throws and 125+ three-pointers in a career (has 322 FT and 130 3PT) ... The others were Todd Day and Jonathon Modica. It took Day 3 seasons to get there and Modica 4 seasons.

**SEC ELITE COMPANY....**

- Joins Jodie Meeks (UK in 2009) and Shan Foster (VU in 2008) as the **only players** in league history to earn SEC Player of the Week 4 times in a season.
- Joins Jodie Meeks (UK • 3) and Shaquille O'Neal (LSU • 2) as **only players** in SEC over the last 30 years with at least two 40-point games in a season.
- Joins Jodie Meeks (UK) and Marcus Thornton (LSU) as **only SEC players** over the last 20 seasons to have scored 30-plus points seven times in a season.
- **^ THIS YEAR, ranks 3rd (tied) in the NCAA for most 30-point games** - 13 by Markus Howard (Marquette) • 10 by Jhivvan Jackson (UTSA) • 7 by Jermaine Morrow (Hampton)
- In the last 20 seasons, an SEC player has scored 100-plus points in 3-straight games only five times, including Mason Jones' 104 this season.
- **^ Jodie Meeks 107 Pts (2009), Mason Jones 104 Pts (2020), Jodie Meeks 103 Pts (2009), Brein Tyree 101 Pts (2020), Marcus Thornton 101 Pts (2008)**

**2019-20 HIGHLIGHTS:**

- Named **SEC PLAYER OF THE WEEK I** as he scored then career-high 32 in the season opener versus Rice - the 2nd-highest point production by a Razorback in a season opener ... Also had career highs in FG made (12), FG att (18) and steals (5) • Led the team in scoring (16), rebounds (6) and assists (2) in the in over North Texas • Led the team in scoring (19), assists (4), steals (4) and blocked shots (1) in the win over Montana • Made a **game-winning 3-pointer with 0.1 seconds left in overtime** (Arkansas' only points in OT) at Georgia Tech for a 62-61 win ... Scored 24 points with seven rebounds and five steals • Missed the Northern Kentucky game due to an injured shoulder ... Came back **versus Austin Peay and scored 16 points while taking just six shots** ... Made two 3's and was 6-of-6 at the free throw line • Named **SEC PLAYER OF THE WEEK II** as he scored career-high 41 points and added six rebounds, while leading the team in assists (4) and steals (4) ... Tied career highs going 12-of-18 from the field (7-of-7 from 2-point range) ... 41 points ties for 7th-most in Arkansas history ... In the first half, scored 20 points, including a long 3-pointer at the buzzer for a 16-point halftime lead ... After Tulsa worked its 16-point deficit to nine (68-59 with 11:49 left), Jones scored 15 straight for the Razorbacks during an 18-5 run to give Arkansas a 22-point lead (86-64) • Missed his first 3 treys, but made two inside the final minute en route to 20 points in come-from-behind win vs Tulsa ... Tied season-high with nine rebounds and had game-high four assists ... **With Hogs' down 5 with 4:14, scored 8** - hit 3's at 1:24 to tie game and 0:53 left for 3-pt lead ... Sealed win with two free throws with 25 seconds left • Also hit back-to-back treys late at Indiana to give the Hogs a 5-pt lead (67-62 with 2:01 left) ... Finished with 21 points, making four triples, with six rebounds and six assists • Tied Isaiah Joe with a team-best 17 points vs Texas A&M while leading the team in rebounds, (6) and steals (3) • At LSU, led team in points (24), assists (4) and steals (2) ... Added five rebounds • Had a **career-high nine assists** at Ole Miss ... Also led the team in rebonds (6) and steals (3) ... Scored 13, making 6-of-6 at the free throw line • Only scored one point versus Vanderbilt, but had eight assists (one shy of career high) with seven rebounds • Led the team in scoring (19), rebounds (6) and assists (2) versus Kentucky ... Scored nine points during a 20-6 run as the Hogs went from 11 down to up 3 with 8:19 to play • Had 18 of his 20 pts at Mississippi State in the second half ... **Tied SEC career-best with seven rebounds** to lead the team ... Also led the team with four assists • Scored 19 of his 20 pts in the TCU win in the second half, making 10-of-15 free throws ... Added five rebonds and four assists • Named **SEC PLAYER OF THE WEEK III** ... **FIRST**, posted **second career double-double** vs South Carolina with 34 points (then SEC career-high) and a **career-high 12 rebounds** ... Led the team with four assists ... Was 15-of-16 at the free throw line ... Had 26 and 9 in the second half, making 13-of-14 FT • **SECOND**, led Hogs to come-from-behind win at Alabama, scoring 30 points, grabbing five rebonds and getting two steals ... Had **SEC career-high in FG (10) and a career-high FGA (20)** • **Dropped an SEC career-high 40 on Auburn** with a team-best five assists, adding two steals ... Career-highs in FG made (12), FGA (24), FTA (16) and minutes (4:50) • Posted his sixth 30-point game of the year with 38 vs Miss State, adding a team-best six rebounds ... Was 18-of-21 at the free throw line ... **The 18 FT made are an Arkansas single-game record in an SEC game**, ranking third (tied) overall ... The 21 attempts are the second-most by a Razorback in an SEC game behind Corliss Williamson's 22 in 1995 and ties for fifth-most overall • Led the team with 21 points and five assists at Florida, playing all but 28 seconds • Named **SEC PLAYER OF THE WEEK IV** ... **FIRST**, turned in his seventh 30-point game of the season with 37 in win over Tennessee, breaking the 1,000-point barrier in the process ... He scored 11 of Arkansas' first 16 points ... In the second half after UT got to within nine (60-51), scored 12 points in an 18-8 run to put the game out of reach • **SECOND**, had 26 with five assist at Georgia ... In the second half and down 11 with 10:52 to play, Jones accounted for 12 points (scoring 8 and assisting on two baskets) to get the Razorbacks to within one (73-72).



- **NCAA LEADER IN FT MADE (207) & FT ATT (250)**
- **SEC SCORING LEADER (21.3 ppg)**  
(would be 1st Hog to lead SEC, 4 did so in SWC)
- **18 FT Made vs Miss State is 4th in NCAA in 2019-20**  
(16 FT Made vs USC is 13th in NCAA in 2019-20)
- **44th Razorback with 1,000 (5th fastest w/ 61 gms)**  
(8th Hog to accomplish feat in 1st two years)
- **School season record for FT Made in SEC gms (130)**  
(Corliss Williamson had 109 in 1994-95)
- **5 FT made from school single season record**  
(Sidney Moncrief had 212 in 1978-79)
- **10 pts shy of school record: Pts in season/SEC gms**

### Naismith Player of the Year List; FINALIST for Jerry West Award

- 1 of 5 FINALISTS for the Jerry West Award, the Basketball Hall of Fame announced (Mar. 3).
- 1 of 30 players named to the midseason list for the 2020 Citizen Naismith Trophy, the Atlanta Tipoff Club (announced Feb. 13, 2020).
- **Leads the SEC in scoring (21.3 ppg)**
- **Leads the NCAA in free throws made (207) and attempts (250)**
- **The only player in the SEC** to lead his team in scoring, rebounding (5.7 avg.), assists (96) and steals (43). Also, **the only player** to lead his team in rebounding and assists and **1 of 3 SEC players** to lead his team in scoring and rebounding.
- **IN FACT**, Jones is the only player in the SEC to rank among the league's top 20 in scoring (1st), rebounding (19th), steals (7th) and assists (11th).
- Additionally ranks among the SEC leaders in free throw percentage (6th; 82.8%), defensive rebounds (9th; 4.9 avg.), field goals made (6th; 167), 3-point field goals made per game (9th; 1.9 avg.) and field goal percentage (9th; 43.8%).
- **FOUR-TIME SEC Player of the Week in 2019-20** - one of three players in league history to be a 4x SEC Player of the Week in a season (UK's Jodie Meeks in 2009 and Vandy's Shan Foster in 2008).
- Has scored at least 30 points seven times this season, including 41 points versus Tulsa and 40 versus Alabama.
- **He is just the third SEC player over the last 30 years** to have multiple 40-point games. Others include Kentucky Jodie Meeks (3) and LSU's Shaquille O'Neal (2).
- **He is just the third SEC player over the last 20 years** to have seven 30-point games in a season, others are Jodie Meeks and Marcus Thornton.
- Ranks 4th in the NCAA for most 30-plus point games.
- Scored 104 points over three straight games and is 1 of 5 such occurrences in SEC players over the last 20 seasons.
- ^ THE LIST: Jodie Meeks 107 Pts (2009), **Mason Jones 104 Pts (2020)**, Jodie Meeks 103 Pts (2009), Brein Tyree 101 Pts (2020), Marcus Thornton 101 Pts (2008)

### DOUBLE-DOUBLES (2)

|                              |        |           |  |
|------------------------------|--------|-----------|--|
| <b>2018-19 (1)</b>           |        |           |  |
| 12/01/18 - FIU               | 19 pts | 10 reb    |  |
| <b>2018-19 (1)</b>           |        |           |  |
| 01/29/20 - USC               | 34 pts | 12 reb    |  |
| <b>30-PT GAMES (9)</b>       |        |           |  |
| <b>2018-19 (2)</b>           |        |           |  |
| 01/12/19 - LSU               |        | 30        |  |
| 02/16/19 - MISSISSIPPI STATE |        | 30        |  |
| <b>2019-20 (7)</b>           |        |           |  |
| 11/05/19 - RICE              |        | 32        |  |
| 12/14/19 - <b>TULSA</b>      |        | <b>41</b> |  |
| 01/29/20 - SOUTH CAROLINA    |        | 34        |  |
| 02/01/20 - @ Alabama         |        | 30        |  |
| 02/04/20 - <b>AUBURN</b>     |        | <b>40</b> |  |
| 02/15/20 - MISSISSIPPI STATE |        | 38        |  |
| 02/26/20 - TENNESSEE         |        | 37        |  |

### RAZORBACKS TO SCORE 1,000 PTS IN 1ST 2 YEARS

| PLAYER             | PTS         | Gms       | Yrs          |
|--------------------|-------------|-----------|--------------|
| Martin Tery        | 1368        | 52        | 72-73        |
| Todd Day           | 1109        | 67        | 89-90        |
| Scotty Thurman     | 1079        | 65        | 93-94        |
| Jaylen Barford     | 1087        | 77        | 17-18        |
| Daryl Macon        | 1070        | 71        | 17-18        |
| <b>MASON JONES</b> | <b>1058</b> | <b>62</b> | <b>19-20</b> |
| Bobby Portis       | 1047        | 70        | 14-15        |
| Dusty Hannahs      | 1047        | 68        | 16-17        |

## MASON JONES 2019-20 GAME STATS

| Opponent            | Date     | GS  | Min | FG  | FGA | Pct  | 3FG  | 3A | Pct  | FT   | FTA | Pct   | O    | D  | Tot | Avg | PF  | FO | A | TO | Blk | Stl | Pts | Avg  |      |
|---------------------|----------|-----|-----|-----|-----|------|------|----|------|------|-----|-------|------|----|-----|-----|-----|----|---|----|-----|-----|-----|------|------|
| RICE                | 11/05/19 | *   | 33  | 12  | 18  | .667 | 4    | 8  | .500 | 4    | 4   | 1.000 | 1    | 6  | 7   | 7.0 | 0   | 0  | 3 | 3  | 0   | 5   | 32  | 32.0 |      |
| NORTH TEXAS         | 11/12/19 | *   | 29  | 3   | 8   | .375 | 1    | 5  | .200 | 9    | 9   | 1.000 | 2    | 4  | 6   | 6.5 | 2   | 0  | 2 | 1  | 0   | 0   | 16  | 24.0 |      |
| MONTANA             | 11/16/19 | *   | 35  | 5   | 13  | .385 | 1    | 5  | .200 | 8    | 8   | 1.000 | 3    | 2  | 5   | 6.0 | 2   | 0  | 4 | 2  | 1   | 4   | 19  | 22.3 |      |
| TEXAS SOUTHERN      | 11/19/19 | *   | 20  | 2   | 4   | .500 | 0    | 2  | .000 | 2    | 2   | 1.000 | 0    | 2  | 2   | 5.0 | 2   | 0  | 1 | 4  | 2   | 1   | 6   | 18.3 |      |
| SOUTH DAKOTA        | 11/22/19 | *   | 33  | 5   | 12  | .417 | 0    | 3  | .000 | 4    | 4   | 1.000 | 1    | 6  | 7   | 5.4 | 4   | 0  | 0 | 3  | 0   | 1   | 14  | 17.4 |      |
| at Georgia Tech     | 11/25/19 | *   | 39  | 7   | 13  | .538 | 3    | 8  | .375 | 7    | 10  | .700  | 0    | 7  | 7   | 5.7 | 4   | 0  | 3 | 6  | 0   | 5   | 24  | 18.5 |      |
| NORTHERN KY         | 11/30/19 | DNP | -   | Inj |     |      |      |    |      |      |     |       |      |    |     |     |     |    |   |    |     |     |     |      |      |
| AUSTIN PEAY         | 12/03/19 | *   | 27  | 4   | 6   | .667 | 2    | 4  | .500 | 6    | 6   | 1.000 | 0    | 4  | 4   | 5.4 | 4   | 0  | 2 | 6  | 0   | 0   | 16  | 18.1 |      |
| at Western Kentucky | 12/07/19 | *   | 36  | 1   | 9   | .111 | 0    | 4  | .000 | 6    | 6   | 1.000 | 1    | 8  | 9   | 5.9 | 3   | 0  | 1 | 3  | 0   | 0   | 8   | 16.9 |      |
| TULSA               | 12/14/19 | *   | 39  | 12  | 18  | .667 | 5    | 11 | .455 | 12   | 13  | .923  | 1    | 5  | 6   | 5.9 | 2   | 0  | 4 | 1  | 1   | 4   | 41  | 19.6 |      |
| vs Valparaiso       | 12/21/19 | *   | 29  | 5   | 12  | .417 | 2    | 5  | .400 | 8    | 9   | .889  | 1    | 8  | 9   | 6.2 | 4   | 0  | 4 | 7  | 0   | 0   | 20  | 19.6 |      |
| at Indiana          | 12/29/19 | *   | 31  | 8   | 17  | .471 | 4    | 9  | .444 | 1    | 1   | 1.000 | 0    | 6  | 6   | 6.2 | 4   | 0  | 6 | 4  | 0   | 0   | 21  | 19.7 |      |
| TEXAS A&M           | 01/04/20 | *   | 37  | 5   | 17  | .294 | 4    | 11 | .364 | 3    | 5   | .600  | 3    | 3  | 6   | 6.2 | 2   | 0  | 3 | 1  | 0   | 3   | 17  | 19.5 |      |
| at LSU              | 01/08/20 | *   | 39  | 7   | 15  | .467 | 4    | 7  | .571 | 6    | 6   | 1.000 | 0    | 5  | 5   | 6.1 | 5   | 1  | 4 | 2  | 0   | 2   | 24  | 19.8 |      |
| at Ole Miss         | 01/11/20 | *   | 38  | 3   | 12  | .250 | 1    | 4  | .250 | 6    | 6   | 1.000 | 0    | 6  | 6   | 6.1 | 2   | 0  | 9 | 4  | 0   | 3   | 13  | 19.4 |      |
| VANDERBILT          | 01/15/20 | *   | 31  | 0   | 7   | .000 | 0    | 5  | .000 | 1    | 2   | .500  | 1    | 6  | 7   | 6.1 | 4   | 0  | 8 | 2  | 0   | 1   | 1   | 18.1 |      |
| KENTUCKY            | 01/18/20 | *   | 35  | 5   | 15  | .333 | 1    | 5  | .200 | 8    | 12  | .667  | 1    | 5  | 6   | 6.1 | 5   | 1  | 2 | 4  | 0   | 2   | 19  | 18.2 |      |
| at Mississippi St.  | 01/22/20 | *   | 30  | 7   | 16  | .438 | 2    | 7  | .286 | 4    | 4   | 1.000 | 1    | 6  | 7   | 6.2 | 3   | 0  | 4 | 3  | 1   | 1   | 20  | 18.3 |      |
| TCU                 | 01/25/20 | *   | 29  | 4   | 11  | .364 | 2    | 4  | .500 | 10   | 15  | .667  | 1    | 4  | 5   | 6.1 | 2   | 0  | 4 | 2  | 0   | 1   | 20  | 18.4 |      |
| SOUTH CAROLINA      | 01/29/20 | *   | 34  | 9   | 15  | .600 | 1    | 6  | .167 | 15   | 16  | .938  | 1    | 11 | 12  | 6.4 | 4   | 0  | 4 | 7  | 0   | 1   | 34  | 19.2 |      |
| at Alabama          | 02/01/20 | *   | 38  | 10  | 20  | .500 | 4    | 7  | .571 | 6    | 13  | .462  | 0    | 5  | 5   | 6.4 | 4   | 0  | 1 | 2  | 0   | 2   | 30  | 19.8 |      |
| AUBURN              | 02/04/20 | *   | 45  | 12  | 24  | .500 | 5    | 12 | .417 | 11   | 16  | .688  | 1    | 2  | 3   | 6.2 | 2   | 0  | 5 | 4  | 0   | 2   | 40  | 20.7 |      |
| at Missouri         | 02/08/20 | *   | 36  | 3   | 14  | .214 | 0    | 6  | .000 | 11   | 14  | .786  | 0    | 5  | 5   | 6.1 | 5   | 1  | 1 | 4  | 0   | 1   | 17  | 20.5 |      |
| at Tennessee        | 02/11/20 |     | 24  | 1   | 10  | .100 | 1    | 5  | .200 | 6    | 6   | 1.000 | 0    | 2  | 2   | 6.0 | 3   | 0  | 2 | 3  | 0   | 0   | 9   | 20.0 |      |
| MISSISSIPPI ST.     | 02/15/20 | *   | 35  | 9   | 17  | .529 | 2    | 7  | .286 | 18   | 21  | .857  | 0    | 6  | 6   | 6.0 | 4   | 0  | 2 | 2  | 0   | 1   | 38  | 20.8 |      |
| at Florida          | 02/18/20 | *   | 40  | 7   | 16  | .438 | 0    | 4  | .000 | 7    | 10  | .700  | 1    | 2  | 3   | 5.8 | 4   | 0  | 5 | 4  | 0   | 0   | 21  | 20.8 |      |
| MISSOURI            | 02/22/20 | *   | 29  | 2   | 9   | .222 | 1    | 4  | .250 | 7    | 8   | .875  | 1    | 7  | 8   | 5.9 | 3   | 0  | 4 | 1  | 0   | 1   | 12  | 20.5 |      |
| TENNESSEE           | 02/26/20 | *   | 37  | 11  | 19  | .579 | 3    | 7  | .429 | 12   | 15  | .800  | 0    | 2  | 2   | 5.8 | 4   | 0  | 3 | 2  | 0   | 1   | 37  | 21.1 |      |
| at Georgia          | 02/29/20 | *   | 37  | 8   | 14  | .571 | 1    | 5  | .200 | 9    | 9   | 1.000 | 0    | 3  | 3   | 5.7 | 2   | 0  | 5 | 3  | 1   | 1   | 26  | 21.3 |      |
| Totals              |          |     | 27  | 945 | 167 | 381  | .438 | 54 | 170  | .318 | 207 | 250   | .828 | 21 | 138 | 159 | 5.7 | 89 | 3 | 96 | 90  | 6   | 43  | 595  | 21.3 |

## MASON JONES CAREER STATISTICS

| Year    | GP | GS | Min  | Avg  | FG  | FGA | Pct  | 3FG | 3FGA | Pct  | FT  | FTA | Pct  | Off | Def | Tot | Avg | PF  | FO | Ast | TO  | Blk | Stl | Pts  | Avg  |
|---------|----|----|------|------|-----|-----|------|-----|------|------|-----|-----|------|-----|-----|-----|-----|-----|----|-----|-----|-----|-----|------|------|
| 2018-19 | 34 | 26 | 996  | 29.3 | 136 | 337 | .404 | 76  | 208  | .365 | 115 | 143 | .804 | 18  | 114 | 132 | 3.9 | 77  | 2  | 96  | 61  | 5   | 31  | 463  | 13.6 |
| 2019-20 | 28 | 27 | 945  | 33.8 | 167 | 381 | .438 | 54  | 170  | .318 | 207 | 250 | .828 | 21  | 138 | 159 | 5.7 | 89  | 3  | 96  | 90  | 6   | 43  | 595  | 21.3 |
| TOTAL   | 62 | 53 | 1941 | 31.3 | 303 | 718 | .422 | 130 | 378  | .344 | 322 | 393 | .819 | 39  | 252 | 291 | 4.7 | 166 | 5  | 192 | 151 | 11  | 74  | 1058 | 17.1 |

### PERSONAL BESTS

|   |                                 |
|---|---------------------------------|
| <b>POINTS</b>                             | <b>SEC ONLY</b>                 |
| Season: 41 vs Tulsa (12/14/19)            | 40 vs Auburn (02/04/20)         |
| Career: 41 vs Tulsa (12/14/19)            | 40 vs Auburn (02/04/20)         |
| <b>FG MADE</b>                            | <b>SEC ONLY</b>                 |
| Season: 12 (3x) last vs Auburn (02/04/20) | 12 vs Auburn (02/04/20)         |
| Career: 12 (3x) last vs Auburn (02/04/20) | 12 vs Auburn (02/04/20)         |
| <b>FG ATTEMPTED</b>                       | <b>SEC ONLY</b>                 |
| Season: 24 vs Auburn (02/04/20)           | 24 vs Auburn (02/04/20)         |
| Career: 24 vs Auburn (02/04/20)           | 24 vs Auburn (02/04/20)         |
| <b>3-POINT FG MADE</b>                    | <b>SEC ONLY</b>                 |
| Season: 5 (2x) last vs Auburn (02/04/20)  | 5 vs Auburn (02/04/20)          |
| Career: 6 vs Ole Miss (03/02/19)          | 6 vs Ole Miss (03/02/19)        |
| <b>3-PT FG ATTEMPTS</b>                   | <b>SEC ONLY</b>                 |
| Season: 12 vs Auburn (02/04/20)           | 12 vs Auburn (02/04/20)         |
| Career: 13 vs Georgia Tech (12/19/18)     | 12 vs Auburn (02/04/20)         |
| <b>FT MADE</b>                            | <b>SEC ONLY</b>                 |
| Season: 18 vs Mississippi St (02/15/20)   | 18 vs Mississippi St (02/15/20) |
| Career: 18 vs Mississippi St (02/15/20)   | 18 vs Mississippi St (02/15/20) |
| <b>FT ATTEMPTED</b>                       | <b>SEC ONLY</b>                 |
| Season: 21 vs Mississippi St (02/15/20)   | 21 vs Mississippi St (02/15/20) |
| Career: 21 vs Mississippi St (02/15/20)   | 21 vs Mississippi St (02/15/20) |
| <b>REBOUNDS</b>                           | <b>SEC ONLY</b>                 |
| Season: 12 vs South Carolina (01/29/20)   | 12 vs South Carolina (01/29/20) |
| Career: 12 vs South Carolina (01/29/20)   | 12 vs South Carolina (01/29/20) |
| <b>ASSISTS</b>                            | <b>SEC ONLY</b>                 |
| Season: 9 at Ole Miss (01/11/20)          | 9 at Ole Miss (01/11/20)        |
| Career: 9 at Ole Miss (01/11/20)          | 9 at Ole Miss (01/11/20)        |
| <b>STEALS</b>                             | <b>SEC ONLY</b>                 |
| Season: 5 (2x) last at Ga Tech (11/25/19) | 3 (2x) last vs Vandy (01/15/20) |
| Career: 5 (2x) last at Ga Tech (11/25/19) | 3 (2x) last vs Vandy (01/15/20) |
| <b>BLOCKED SHOTS</b>                      | <b>SEC ONLY</b>                 |
| Season: 2 vs Texas Southern (11/19/19)    | 1 (4x), last at USC (02/02/19)  |
| Career: 2 vs Texas Southern (11/19/19)    |                                 |
| <b>MINUTES</b>                            | <b>SEC ONLY</b>                 |
| Season: 44:35 vs Auburn (02/04/20)        | 44:35 vs Auburn (02/04/20)      |
| Career: 44:35 vs Auburn (02/04/20)        | 44:35 vs Auburn (02/04/20)      |

# 24 ETHAN HENDERSON

F • So. • 6-8 • 210  
Little Rock, Ark. || Parkview Magnet HS

- Of his 32 rebounds for the season, 19 have come in the last five games (4 at Tenn; 3 vs Miss State; 3 at Florida; 9 vs Tenn).
- **Had career game in win over Tennessee (Feb. 26)**
  - ^ Got his second career start and first at Bud Walton Arena,
  - ^ Played a career-high 29:53, had a career-high nine rebounds and tied his career-high with three blocked shots
  - ^ Entering the game, Henderson had only pulled down 12 rebounds with two blocked shot in his previous 14 career SEC games.

## 2019-20 HIGHLIGHTS:

- Named **team's "Level 5" Player of the Game** as he provided a huge spark off the bench in the first half versus Austin Peay ... During a 9-0 run - putting the Hogs up 25-18 - he had a dunk, three blocked shots and three rebounds ... The **three rejections were a career high** and he finished with four rebonds in 7:26 played.
- Grabbed three rebounds in three minutes versus Tulsa.
- Played an SEC career-high 16:37 minutes at Tennessee, getting a SEC career-high four rebounds ... Has scored two points in SEC games in his carer, both at Tennessee.
- **First career start came at Florida ...** Scored a **career-high seven points** (entered the game with 11 points for the season) ... Made a career-high three field goals, including two dunks ... Had the team's lone blocked shot ... Only played 10:31 before fouling out.
- **Had career game in win over Tennessee (Feb. 26) ...** Got his second career start and first at Bud Walton Arena ... Played a **career-high 29:53**, had a **career-high nine rebounds** and **tied his career-high with three blocked shots** ... Had four rebounds in the first seven minutes (tying his previous season high) and finished the half with six boards, which surpassed his previous career high.

## ETHAN HENDERSON 2019-20 GAME STATS

| Opponent            | Date       | GS  | Min | FG | FGA | Pct   | 3FG | 3A | Pct  | FT | FTA | Pct  | O  | D  | Tot | Avg | PF | FO | A | TO | Blk | Stl | Pts | Avg |
|---------------------|------------|-----|-----|----|-----|-------|-----|----|------|----|-----|------|----|----|-----|-----|----|----|---|----|-----|-----|-----|-----|
| RICE                | 11/05/19   | 12  |     | 1  | 1   | 1.000 | 0   | 0  | .000 | 0  | 0   | .000 | 0  | 3  | 3   | 3.0 | 3  | 0  | 0 | 1  | 1   | 1   | 2   | 2.0 |
| NORTH TEXAS         | 11/12/19   | DNP |     |    |     |       |     |    |      |    |     |      |    |    |     |     |    |    |   |    |     |     |     |     |
| MONTANA             | 11/16/19   | DNP |     |    |     |       |     |    |      |    |     |      |    |    |     |     |    |    |   |    |     |     |     |     |
| TEXAS SOUTHERN      | 11/19/19   | 8   |     | 1  | 1   | 1.000 | 0   | 0  | .000 | 0  | 0   | .000 | 0  | 2  | 2   | 2.5 | 0  | 0  | 0 | 1  | 1   | 0   | 2   | 2.0 |
| SOUTH DAKOTA        | 11/22/19   | DNP |     |    |     |       |     |    |      |    |     |      |    |    |     |     |    |    |   |    |     |     |     |     |
| at Georgia Tech     | 11/25/19   | DNP |     |    |     |       |     |    |      |    |     |      |    |    |     |     |    |    |   |    |     |     |     |     |
| NORTHERN KY         | 11/30/19   | DNP |     |    |     |       |     |    |      |    |     |      |    |    |     |     |    |    |   |    |     |     |     |     |
| AUSTIN PEAY         | 12/03/19   | 7   |     | 1  | 1   | 1.000 | 0   | 0  | .000 | 0  | 0   | .000 | 1  | 3  | 4   | 3.0 | 3  | 0  | 0 | 0  | 3   | 0   | 2   | 2.0 |
| at Western Kentucky | 12/07/19   | 1   |     | 0  | 0   | .000  | 0   | 0  | .000 | 0  | 0   | .000 | 0  | 0  | 0   | 2.3 | 0  | 0  | 0 | 0  | 0   | 0   | 0   | 1.5 |
| TULSA               | 12/14/19   | 3   |     | 0  | 1   | .000  | 0   | 0  | .000 | 0  | 0   | .000 | 2  | 1  | 3   | 2.4 | 0  | 0  | 1 | 0  | 0   | 0   | 0   | 1.2 |
| vs Valparaiso       | 12/21/19   | DNP |     |    |     |       |     |    |      |    |     |      |    |    |     |     |    |    |   |    |     |     |     |     |
| at Indiana          | 12/29/19   | DNP |     |    |     |       |     |    |      |    |     |      |    |    |     |     |    |    |   |    |     |     |     |     |
| TEXAS A&M           | 01/04/20   | DNP |     |    |     |       |     |    |      |    |     |      |    |    |     |     |    |    |   |    |     |     |     |     |
| at LSU              | 01/08/20   | 2   |     | 0  | 0   | .000  | 0   | 0  | .000 | 0  | 0   | .000 | 0  | 0  | 0   | 2.0 | 0  | 0  | 0 | 0  | 0   | 0   | 0   | 1.0 |
| at Ole Miss         | 01/11/20   | DNP |     |    |     |       |     |    |      |    |     |      |    |    |     |     |    |    |   |    |     |     |     |     |
| VANDERBILT          | 01/15/20   | 1   |     | 0  | 0   | .000  | 0   | 0  | .000 | 0  | 0   | .000 | 0  | 0  | 0   | 1.7 | 0  | 0  | 0 | 0  | 0   | 0   | 0   | 0.9 |
| KENTUCKY            | 01/18/20   | DNP |     |    |     |       |     |    |      |    |     |      |    |    |     |     |    |    |   |    |     |     |     |     |
| at Mississippi St.  | 01/22/20   | DNP |     |    |     |       |     |    |      |    |     |      |    |    |     |     |    |    |   |    |     |     |     |     |
| TCU                 | 01/25/20   | 3   |     | 0  | 0   | .000  | 0   | 0  | .000 | 0  | 1   | .000 | 0  | 0  | 0   | 1.5 | 1  | 0  | 0 | 0  | 0   | 0   | 0   | 0.8 |
| SOUTH CAROLINA      | 01/29/20   | 1   |     | 0  | 0   | .000  | 0   | 0  | .000 | 0  | 0   | .000 | 0  | 0  | 0   | 1.3 | 0  | 0  | 0 | 0  | 0   | 0   | 0   | 0.7 |
| at Alabama          | 02/01/20   | DNP |     |    |     |       |     |    |      |    |     |      |    |    |     |     |    |    |   |    |     |     |     |     |
| AUBURN              | 02/04/20   | 4   |     | 0  | 1   | .000  | 0   | 0  | .000 | 0  | 0   | .000 | 1  | 0  | 1   | 1.3 | 2  | 0  | 0 | 0  | 0   | 0   | 0   | 0.6 |
| at Missouri         | 02/08/20   | 6   |     | 0  | 0   | .000  | 0   | 0  | .000 | 1  | 2   | .500 | 0  | 0  | 0   | 1.2 | 1  | 0  | 0 | 0  | 0   | 1   | 1   | 0.6 |
| at Tennessee        | 02/11/20   | 17  |     | 1  | 2   | .500  | 0   | 0  | .000 | 0  | 0   | .000 | 1  | 3  | 4   | 1.4 | 3  | 0  | 0 | 0  | 0   | 1   | 2   | 0.8 |
| MISSISSIPPI ST.     | 02/15/20   | 9   |     | 1  | 3   | .333  | 0   | 0  | .000 | 0  | 0   | .000 | 2  | 1  | 3   | 1.5 | 1  | 0  | 0 | 0  | 0   | 0   | 2   | 0.8 |
| at Florida          | 02/18/20 * | 10  |     | 3  | 4   | .750  | 0   | 0  | .000 | 1  | 3   | .333 | 2  | 1  | 3   | 1.6 | 5  | 1  | 0 | 0  | 1   | 0   | 7   | 1.3 |
| MISSOURI            | 02/22/20   | 1   |     | 0  | 1   | .000  | 0   | 0  | .000 | 0  | 0   | .000 | 0  | 0  | 0   | 1.5 | 0  | 0  | 0 | 0  | 0   | 0   | 0   | 1.2 |
| TENNESSEE           | 02/26/20 * | 30  |     | 1  | 2   | .500  | 0   | 0  | .000 | 0  | 0   | .000 | 4  | 5  | 9   | 2.0 | 3  | 0  | 0 | 0  | 3   | 0   | 2   | 1.3 |
| at Georgia          | 02/29/20 * | 6   |     | 0  | 0   | .000  | 0   | 0  | .000 | 0  | 0   | .000 | 0  | 0  | 0   | 1.9 | 4  | 0  | 0 | 0  | 0   | 0   | 0   | 1.2 |
| Totals              |            | 3   | 121 | 9  | 17  | .529  | 0   | 0  | .000 | 2  | 6   | .333 | 13 | 19 | 32  | 1.9 | 26 | 1  | 1 | 2  | 9   | 3   | 20  | 1.2 |

## ETHAN HENDERSON CAREER STATISTICS

| Year    | GP | GS | Min | Avg | FG | FGA | Pct  | 3FG | 3FGA | Pct  | FT | FTA | Pct  | Off | Def | Tot | Avg | PF | FO | Ast | TO | Blk | Stl | Pts | Avg |
|---------|----|----|-----|-----|----|-----|------|-----|------|------|----|-----|------|-----|-----|-----|-----|----|----|-----|----|-----|-----|-----|-----|
| 2018-19 | 12 | 0  | 51  | 4.3 | 5  | 10  | .500 | 0   | 0    | .000 | 1  | 3   | .333 | 3   | 9   | 12  | 1.0 | 6  | 0  | 1   | 3  | 2   | 3   | 11  | 0.9 |
| 2019-20 | 17 | 3  | 121 | 7.1 | 9  | 17  | .529 | 0   | 0    | .000 | 2  | 6   | .333 | 13  | 19  | 32  | 1.9 | 26 | 1  | 1   | 2  | 9   | 3   | 20  | 1.2 |
| TOTAL   | 29 | 3  | 172 | 5.9 | 14 | 27  | .519 | 0   | 0    | .000 | 3  | 9   | .333 | 16  | 28  | 44  | 1.5 | 32 | 1  | 2   | 5  | 11  | 6   | 31  | 1.1 |

| PERSONAL BESTS                            |                                     |
|---|-------------------------------------|
| <b>POINTS</b>                             | <b>SEC ONLY</b>                     |
| Season: 7 at Florida (02/18/20)           | 7 at Florida (02/18/20)             |
| Career: 7 at Florida (02/18/20)           | 7 at Florida (02/18/20)             |
| <b>FG MADE</b>                            | <b>SEC ONLY</b>                     |
| Season: 3 at Florida (02/18/20)           | 3 at Florida (02/18/20)             |
| Career: 3 (2x) last at Florida (02/18/20) | 3 at Florida (02/18/20)             |
| <b>FG ATTEMPTED</b>                       | <b>SEC ONLY</b>                     |
| Season: 4 at Florida (02/18/20)           | 4 at Florida (02/18/20)             |
| Career: 6 at Providence (03/19/19)        | 4 at Florida (02/18/20)             |
| <b>3-POINT FG MADE</b>                    | <b>SEC ONLY</b>                     |
| Season: --                                | --                                  |
| Career: --                                | --                                  |
| <b>3-PT FG ATTEMPTS</b>                   | <b>SEC ONLY</b>                     |
| Season: --                                | --                                  |
| Career: --                                | --                                  |
| <b>FT MADE</b>                            | <b>SEC ONLY</b>                     |
| Season: 1 (2x) last at Florida (02/18/20) | 1 (2x) last at Florida (02/18/20)   |
| Career: 1 (3x) last at Florida (02/18/20) | 1 (2x) last at Florida (02/18/20)   |
| <b>FT ATTEMPTED</b>                       | <b>SEC ONLY</b>                     |
| Season: 3 at Florida (02/18/20)           | 3 at Florida (02/18/20)             |
| Career: 3 at Florida (02/18/20)           | 3 at Florida (02/18/20)             |
| <b>REBOUNDS</b>                           | <b>SEC ONLY</b>                     |
| Season: 9 vs Tennessee (02/26/20)         | 9 vs Tennessee (02/26/20)           |
| Career: 9 vs Tennessee (02/26/20)         | 9 vs Tennessee (02/26/20)           |
| <b>ASSISTS</b>                            | <b>SEC ONLY</b>                     |
| Season: 1 vs Tulsa (12/14/19)             | --                                  |
| Career: 1 (2x) last Tulsa (12/14/19)      | --                                  |
| <b>STEALS</b>                             | <b>SEC ONLY</b>                     |
| Season: 1 (3x) last at Mizzou (02/08/20)  | 1 (2x) last at Tennessee (02/11/20) |
| Career: 2 at Tennessee (01/15/19)         | 2 at Tennessee (01/15/19)           |
| <b>BLOCKED SHOTS</b>                      | <b>SEC ONLY</b>                     |
| Season: 3 vs Austin Peay (12/03/19)       | 1 at Florida (02/18/20)             |
| Career: 3 vs Austin Peay (12/03/19)       | 1 (2x) last at Florida (02/18/20)   |
| <b>MINUTES</b>                            | <b>SEC ONLY</b>                     |
| Season: 29:53 vs Tennessee (02/26/20)     | 29:53 vs Tennessee (02/26/20)       |
| Career: 29:53 vs Tennessee (02/26/20)     | 29:53 vs Tennessee (02/26/20)       |



33

## JIMMY WHITT JR.

G • Gr. Sr. • 6-3 • 175  
Columbia, Mo. || Hickman HS

• Began career at Arkansas, transferred to SMU, returned to the Razorbacks as a graduate transfer ... B.S. in Sport Management from SMU in May 2019 ... Pursuing an M.Ed. in Adult and Lifelong Learning ... His brother, Marcus, was a GA on Coach Musselman's staff at Nevada.

• Since going scoreless vs Auburn (with 7 rebounds), averaging 11.0 pts, including 19 at UT.  
• Games in double figure points: 65 for career • 21 for 2019-20

• **Ranks 21st in the NCAA / 2nd in the SEC in Minutes/Game (37:04)**

• Scoring 13.8 ppg -- 16th SEC • FG% 48.7% 104th NCAA 6th SEC  
• Steals 1.38 -- 12th SEC • FG Made 163 168th NCAA 7th SEC

## 2019-20 HIGHLIGHTS:

• Named **MVP of the Collegiate Hoops Roadshow - Razorback Regional** ... Averaged 19.8 points and 8.3 rebounds while shooting 63% from the field ... Had 14 points and seven rebounds versus Montana ... Record **sixth career double-double** – first as a Razorback – vs. Texas Southern with 17 points and 10 rebounds ... Tied a then career high with 24 points vs South Dakota ... Was 11-of-14 from the field ... **SET AN ARKANSAS RECORD** for most points by a guard in the 3-point era without attempting a 3-pointer (@HogStats.com) ... Tied his then career high a second time in three games with 24 points versus Northern Kentucky with nine rebounds ... Scored 1,000th career point on an old fashion 3-point play vs the Norse ... Only scored six points on 3-of-12 shooting, but **played great defense** versus Michael Devoe, getting two blocked shots and holding Devoe to 4-of-16 shooting ... Scored 10 points and tied for team highs in both assists (4) and steals (3) vs. Valpo ... Played all 40 minutes at LSU, the first Razorback to play all 40 minutes in a regulation game since 2009) ... Scored 22 points – his most versus SEC opponent ... Also had SEC highs in FG (9), FGA (13), FT (4) and FTA (4) ... Made 7-of-8 from the free throw line, including two with eight seconds left, to seal come-from-behind win at Ole Miss ... Finished with 11 points and two steals ... In the win over Vanderbilt, scored a **career-high 30 points** while leading the team in rebounds (8) and blocked shots (2) ... Was 14-of-24, including his first 3-point attempt of the year (a desperation shot as buzzer sounded for halftime) ... The 14 made field goals **SET AN ARKANSAS RECORD** for most by a Razorback guard in the 3-point era ... **Career-best 8-of-8 from the free throw line** in scoring 14 vs Kentucky ... Added two blocked shots, two assists and a steal ... Tied for team-high honors with 20 points at Mississippi State ... Played all 40 minutes in the win over TCU ... Scored 20 ... **Locked down TCU leading scorer Desmond Bane** to just 3-of-6 FG and 8 points ... Played key role in come-from-behind win at Alabama ... Scored 26 (11-of-19) and was 4-of-4 FT while adding 4 rebounds and **SEC career-high four steals** ... Had 18 of his 26 in the second half (7-of-10 FG; 4-4 FT) ... Had six points in an 11-1 run from 3:54-1:20 to turn 3-point deficit to a 7-point lead ... Scored 15 in his return to his hometown Columbia ... Led the team with 19 points at Tennessee, going a **career-best 11-of-16 at the FT line** ... Grabbed a team-high six rebounds and handed out an **SEC career-high three assists** vs Mississippi State ... In the Tennessee win, had **his third game where he dominated on the defensive end** ... While he scored six points, had six rebounds and dished out four assists, Whitt shutdown UT guard Santiago Vescovi and took Tennessee out of its offense ... In the last meeting at Tennessee, Vescovi scored 20 points, making 3-of-4 from 3-point range and 5-of-6 at the line, with eight assists ... In the return game, Whitt held Vescovi to six points (3-of-8 from the field and 0-of-4 from 3-point range) with zero assists and five turnovers.

## TRIPLE-DOUBLES (1)

Pts-Reb-Asst

11/29/18 • McNeese St. 12-10-10

## DOUBLE-DOUBLES (7)

11/20/18 • Bradley 12 pts 13 reb

11/29/18 • McNeese St. \* 12 pts 10 reb

01/04/19 • at Tulane % 11 pts 11 reb

01/10/19 • at UConn % 20 pts 10 reb

01/12/19 • Tulsa % 10 pts 10 reb

11/19/19 • TX Southern 17 pts 10 reb

11/07/19 • at Western Ky 17 pts 12 reb

\* - part of a triple-double % - consecutive games



## JIMMY WHITT JR. 2019-20 GAME STATS

| Opponent            | Date     | GS | Min     | FG  | FGA | Pct  | 3FG | 3A | Pct  | FT | FTA | Pct   | O  | D   | Tot | Avg | PF | FO | A  | TO | Blk | Stl | Pts | Avg  |
|---------------------|----------|----|---------|-----|-----|------|-----|----|------|----|-----|-------|----|-----|-----|-----|----|----|----|----|-----|-----|-----|------|
| RICE                | 11/05/19 | *  | 28      | 1   | 4   | .250 | 0   | 0  | .000 | 0  | 0   | .000  | 2  | 2   | 4   | 4.0 | 0  | 0  | 5  | 2  | 1   | 1   | 2   | 2.0  |
| NORTH TEXAS         | 11/12/19 | *  | 35      | 5   | 10  | .500 | 0   | 0  | .000 | 3  | 4   | .750  | 0  | 1   | 1   | 2.5 | 4  | 0  | 2  | 1  | 1   | 3   | 13  | 7.5  |
| MONTANA             | 11/16/19 | *  | 28      | 6   | 12  | .500 | 0   | 0  | .000 | 2  | 3   | .667  | 2  | 5   | 7   | 4.0 | 3  | 0  | 2  | 4  | 0   | 1   | 14  | 9.7  |
| TEXAS SOUTHERN      | 11/19/19 | *  | 34      | 8   | 13  | .615 | 0   | 0  | .000 | 1  | 2   | .500  | 2  | 8   | 10  | 5.5 | 1  | 0  | 1  | 0  | 0   | 0   | 17  | 11.5 |
| SOUTH DAKOTA        | 11/22/19 | *  | 35      | 11  | 14  | .786 | 0   | 0  | .000 | 2  | 3   | .667  | 1  | 6   | 7   | 5.8 | 1  | 0  | 1  | 0  | 1   | 3   | 24  | 14.0 |
| at Georgia Tech     | 11/25/19 | *  | 44      | 3   | 12  | .250 | 0   | 0  | .000 | 0  | 2   | .000  | 0  | 4   | 4   | 5.5 | 3  | 0  | 2  | 0  | 2   | 0   | 6   | 12.7 |
| NORTHERN KY         | 11/30/19 | *  | 38      | 9   | 15  | .600 | 0   | 0  | .000 | 6  | 7   | .857  | 3  | 6   | 9   | 6.0 | 4  | 0  | 2  | 1  | 0   | 1   | 24  | 14.3 |
| AUSTIN PEAY         | 12/03/19 | *  | 37      | 7   | 13  | .538 | 0   | 0  | .000 | 3  | 4   | .750  | 1  | 1   | 2   | 5.5 | 0  | 0  | 1  | 2  | 0   | 1   | 17  | 14.6 |
| at Western Kentucky | 12/07/19 | *  | 44      | 8   | 18  | .444 | 0   | 0  | .000 | 1  | 3   | .333  | 3  | 9   | 12  | 6.2 | 5  | 1  | 4  | 1  | 0   | 1   | 17  | 14.9 |
| TULSA               | 12/14/19 | *  | 33      | 5   | 8   | .625 | 0   | 0  | .000 | 1  | 2   | .500  | 0  | 5   | 5   | 6.1 | 3  | 0  | 4  | 1  | 0   | 1   | 11  | 14.5 |
| vs Valparaiso       | 12/21/19 | *  | 37      | 5   | 10  | .500 | 0   | 0  | .000 | 0  | 1   | .000  | 2  | 1   | 3   | 5.8 | 2  | 0  | 4  | 3  | 0   | 3   | 10  | 14.1 |
| at Indiana          | 12/29/19 | *  | 32      | 3   | 5   | .600 | 0   | 0  | .000 | 1  | 2   | .500  | 0  | 3   | 3   | 5.6 | 3  | 0  | 3  | 3  | 1   | 2   | 7   | 13.5 |
| TEXAS A&M           | 01/04/20 | *  | 37      | 6   | 11  | .545 | 0   | 0  | .000 | 0  | 0   | .000  | 1  | 3   | 4   | 5.5 | 2  | 0  | 1  | 3  | 1   | 0   | 12  | 13.4 |
| at LSU              | 01/08/20 | *  | 40      | 9   | 13  | .692 | 0   | 0  | .000 | 4  | 4   | 1.000 | 0  | 3   | 3   | 5.3 | 3  | 0  | 0  | 1  | 0   | 0   | 22  | 14.0 |
| at Ole Miss         | 01/11/20 | *  | 40      | 2   | 9   | .222 | 0   | 0  | .000 | 7  | 8   | .875  | 2  | 1   | 3   | 5.1 | 3  | 0  | 0  | 2  | 0   | 2   | 11  | 13.8 |
| VANDERBILT          | 01/15/20 | *  | 38      | 14  | 24  | .583 | 0   | 1  | .000 | 2  | 4   | .500  | 3  | 5   | 8   | 5.3 | 3  | 0  | 0  | 1  | 2   | 1   | 30  | 14.8 |
| KENTUCKY            | 01/18/20 | *  | 35      | 3   | 9   | .333 | 0   | 0  | .000 | 8  | 8   | 1.000 | 1  | 4   | 5   | 5.3 | 2  | 0  | 2  | 2  | 2   | 1   | 14  | 14.8 |
| at Mississippi St.  | 01/22/20 | *  | 39      | 9   | 15  | .600 | 0   | 0  | .000 | 2  | 5   | .400  | 1  | 3   | 4   | 5.2 | 2  | 0  | 0  | 0  | 1   | 1   | 20  | 15.1 |
| TCU                 | 01/25/20 | *  | 40      | 8   | 15  | .533 | 0   | 0  | .000 | 4  | 4   | 1.000 | 0  | 2   | 2   | 5.1 | 0  | 0  | 2  | 1  | 0   | 1   | 20  | 15.3 |
| SOUTH CAROLINA      | 01/29/20 | *  | 36      | 2   | 7   | .286 | 0   | 0  | .000 | 3  | 6   | .500  | 2  | 1   | 3   | 5.0 | 1  | 0  | 0  | 0  | 0   | 1   | 7   | 14.9 |
| at Alabama          | 02/01/20 | *  | 39      | 11  | 19  | .579 | 0   | 0  | .000 | 4  | 4   | 1.000 | 2  | 2   | 4   | 4.9 | 2  | 0  | 2  | 1  | 0   | 4   | 26  | 15.4 |
| AUBURN              | 02/04/20 | *  | 40      | 0   | 7   | .000 | 0   | 0  | .000 | 0  | 0   | .000  | 1  | 6   | 7   | 5.0 | 3  | 0  | 1  | 1  | 0   | 3   | 0   | 14.7 |
| at Missouri         | 02/08/20 | *  | 40      | 6   | 18  | .333 | 0   | 0  | .000 | 3  | 4   | .750  | 0  | 3   | 3   | 4.9 | 4  | 0  | 0  | 1  | 0   | 0   | 15  | 14.7 |
| at Tennessee        | 02/11/20 | *  | 40      | 4   | 13  | .308 | 0   | 0  | .000 | 11 | 16  | .688  | 0  | 2   | 2   | 4.8 | 1  | 0  | 1  | 1  | 0   | 3   | 19  | 14.9 |
| MISSISSIPPI ST.     | 02/15/20 | *  | 40      | 4   | 8   | .500 | 0   | 0  | .000 | 0  | 0   | .000  | 0  | 6   | 6   | 4.8 | 1  | 0  | 3  | 2  | 0   | 0   | 8   | 14.6 |
| at Florida          | 02/18/20 | *  | 37      | 4   | 9   | .444 | 0   | 0  | .000 | 2  | 4   | .500  | 3  | 0   | 3   | 4.8 | 3  | 0  | 2  | 2  | 0   | 3   | 10  | 14.5 |
| MISSOURI            | 02/22/20 | *  | 39      | 6   | 12  | .500 | 0   | 0  | .000 | 2  | 2   | 1.000 | 0  | 3   | 3   | 4.7 | 2  | 0  | 2  | 1  | 0   | 1   | 14  | 14.4 |
| TENNESSEE           | 02/26/20 | *  | 36      | 2   | 5   | .400 | 0   | 0  | .000 | 2  | 3   | .667  | 2  | 4   | 6   | 4.8 | 1  | 0  | 4  | 1  | 0   | 2   | 6   | 14.1 |
| at Georgia          | 02/29/20 | *  | 33      | 2   | 6   | .333 | 0   | 0  | .000 | 1  | 2   | .500  | 3  | 1   | 4   | 4.7 | 4  | 0  | 6  | 1  | 0   | 0   | 5   | 13.8 |
| Totals              |          |    | 29 1074 | 163 | 334 | .488 | 0   | 1  | .000 | 75 | 107 | .701  | 37 | 100 | 137 | 4.7 | 66 | 1  | 57 | 39 | 12  | 40  | 401 | 13.8 |

## JIMMY WHITT JR. CAREER STATISTICS

| Year                        | GP  | GS  | Min  | Avg  | FG  | FGA  | Pct  | 3FG | 3FGA | Pct  | FT  | FTA | Pct  | Off | Def | Tot | Avg | PF  | FO | Asst | TO  | Blk | Stl | Pts  | Avg  |
|-----------------------------|-----|-----|------|------|-----|------|------|-----|------|------|-----|-----|------|-----|-----|-----|-----|-----|----|------|-----|-----|-----|------|------|
| 2015-16 (ARK)               | 32  | 10  | 552  | 17.2 | 75  | 194  | .387 | 6   | 16   | .375 | 38  | 48  | .792 | 11  | 42  | 53  | 1.7 | 66  | 0  | 35   | 31  | 6   | 20  | 194  | 6.1  |
| 2016-17 - REDSHIRTED AT SMU |     |     |      |      |     |      |      |     |      |      |     |     |      |     |     |     |     |     |    |      |     |     |     |      |      |
| 2017-18 (SMU)               | 33  | 33  | 1096 | 33.2 | 140 | 287  | .488 | 6   | 21   | .286 | 60  | 101 | .594 | 50  | 121 | 171 | 5.2 | 76  | 1  | 114  | 54  | 16  | 60  | 346  | 10.5 |
| 2018-19 (SMU)               | 30  | 30  | 1053 | 35.1 | 162 | 332  | .488 | 4   | 28   | .143 | 42  | 74  | .568 | 62  | 131 | 193 | 6.4 | 71  | 1  | 119  | 44  | 13  | 43  | 370  | 12.3 |
| 2019-20 (ARK)               | 29  | 29  | 1074 | 37.0 | 163 | 334  | .488 | 0   | 1    | .000 | 75  | 107 | .701 | 37  | 100 | 137 | 4.7 | 66  | 1  | 57   | 39  | 12  | 40  | 401  | 13.8 |
| TOTAL                       | 124 | 102 | 3775 | 30.4 | 540 | 1147 | .471 | 16  | 66   | .242 | 215 | 330 | .652 | 160 | 394 | 554 | 4.5 | 279 | 3  | 325  | 168 | 47  | 163 | 1311 | 10.6 |

## • PERSONAL BESTS •

| POINTS                                     | SEC ONLY                           |
|--|------------------------------------|
| Season: 30 vs Vanderbilt (01/15/20)        | 30 vs Vanderbilt (01/15/20)        |
| Career: 30 vs Vanderbilt (01/15/20)        | 30 vs Vanderbilt (01/15/20)        |
| FG MADE                                    | SEC ONLY                           |
| Season: 14 vs Vanderbilt (01/15/20)        | 14 vs Vanderbilt (01/15/20)        |
| Career: 14 vs Vanderbilt (01/15/20)        | 14 vs Vanderbilt (01/15/20)        |
| FG ATTEMPTED                               | SEC ONLY                           |
| Season: 24 vs Vanderbilt (01/15/20)        | 24 vs Vanderbilt (01/15/20)        |
| Career: 24 vs Vanderbilt (01/15/20)        | 24 vs Vanderbilt (01/15/20)        |
| 3-POINT FG MADE                            | SEC ONLY                           |
| Season: --                                 | --                                 |
| Career: 2 (3x) last at UCF (03/04/18)      | 2 (2x), last vs LSU (02/23/16)     |
| 3-PT FG ATTEMPTS                           | SEC ONLY                           |
| Season: 1 vs Vanderbilt (01/15/20)         | 1 vs Vanderbilt (01/15/20)         |
| Career: 6 at UCF (03/04/18)                | 3 vs LSU (02/23/16)                |
| FT MADE                                    | SEC ONLY                           |
| Season: 11 at Tennessee (02/11/20)         | 11 at Tennessee (02/11/20)         |
| Career: 11 at Tennessee (02/11/20)         | 11 at Tennessee (02/11/20)         |
| FT ATTEMPTED                               | SEC ONLY                           |
| Season: 16 at Tennessee (02/11/20)         | 16 at Tennessee (02/11/20)         |
| Career: 16 at Tennessee (02/11/20)         | 16 at Tennessee (02/11/20)         |
| REBOUNDS                                   | SEC ONLY                           |
| Season: 12 at Western Kentucky (12/07/19)  | 8 vs Vanderbilt (01/15/20)         |
| Career: 13 (2x) last vs Bradley (11/20/18) | 8 vs Vanderbilt (01/15/20)         |
| ASSISTS                                    | SEC ONLY                           |
| Season: 5 vs Rice (11/05/19)               | 3 vs Miss State (02/15/20)         |
| Career: 10 vs McNeese (11/29/18)           | 3 vs Miss State (02/15/20)         |
| STEALS                                     | SEC ONLY                           |
| Season: 4 at Alabama (02/01/20)            | 4 at Alabama (02/01/20)            |
| Career: 5 (3x) vs Memphis (2/14/18)        | 4 at Alabama (02/01/20)            |
| BLOCKED SHOTS                              | SEC ONLY                           |
| Season: 2 (3x) last vs Kentucky (01/18/20) | 2 (2x) last vs Kentucky (01/18/20) |
| Career: 3 (2x) at Memphis (01/19/19)       | 2 (3x) last vs Kentucky (01/18/20) |
| MINUTES                                    | SEC ONLY                           |
| Season: 43:47 at Georgia Tech (11/25/19)   | 40:00 at LSU (01/08/20)            |
| Career: 43:47 at Georgia Tech (11/25/19)   | 40:00 at LSU (01/08/20)            |

# 35 REGGIE CHANEY

F • So. • 6-8 • 222  
Tulsa, Okla. || Findlay Prep (Nev.)

- Over four game span, posted SEC career-highs in rebounds three times
- ^ 7 vs South Carolina ... then 11 at Alabama ... then 11 again at Missouri
- Has a blocked shot in 33 of his 60 career games, including 8 with at least 3 rejections (2 in 2019-20)

|                              |                                    |
|------------------------------|------------------------------------|
| <b>DOUBLE-DOUBLES (1)</b>    | 02/08/20 • Missouri 17 pts 11 rebs |
| <b>DOUBLE-DIGIT REBS (3)</b> | 11/30/19 • NORTHERN KY 11          |
|                              | 02/01/20 • Alabama 11              |
|                              | 02/08/20 • Missouri 11             |

## 2019-20 HIGHLIGHTS:

- Missed the first three games ... In his debut (vs Texas Southern) was very efficient in his 19 minutes played ... **Tied a career high with four steals** ... Was 3-of-4 from the field for six points with two rebounds and a blocked shot.
- Was 3-of-3 from the field – all dunks – while adding three blocked shots.
- Posted **career highs in rebounds (11) and assists (5)** versus Northern Kentucky.
- Blocked three shots and had six rebounds in just 13 minutes at Western Kentucky.
- Led the team with seven rebounds vs Tulsa.
- Scored six with four rebounds at Indiana ... Helped hold Travce Jackson-Davis, who scored 20 in the game, to just four in the second half and no shot attempts over the final eight minutes.
- After playing single-digit minutes with zero rebounds over his previous three games, played a near perfect game versus Vanderbilt ... Was 6-of-6 from the field (including two dunks) and 2-of-2 at the free throw line ... Tied a then career-high with 14 points – was his most in an SEC game ... Added three rebounds and two assists.
- Was 4-of-5 from the field at Mississippi State in scoring eight points with two rebounds, a blocked shot and a steal.
- Got first start of the season versus TCU ... Was 0-of-3 in the first half but was 3-of-3 in the second ... The three field goals were on consecutive trips as Arkansas went from a 3-point lead to a 9-point lead.
- Pulled down a then SEC career-high seven rebounds vs South Carolina only to get **11 boards, tying overall career-high**, in the next game at Alabama ... Added two blocked shots at Bama and was a **career-best 4-of-5 at the free throw line** ... Scored four in a 6-0 as Hogs went from down one to up five ... Helped spur an 11-1 run inside the final four minutes, blocked a shot and got the rebound as the Hogs went from down one to up seven.
- Had a **BEST CAREER-GAME** at Missouri ... **Career-high 17 points** (6-of-12 FG & 5-of-7 FT) while **tying his career-high with 11 rebounds** ... Had a career-high six offensive boards ... Played a career-high 36 minutes ... Added two blocks, two steals and team-best six deflections.
- Was 4-of-4 from the field at Tennessee and made 2-of-3 at the line for 10 points ... Added six boards and two assists.

## REGGIE CHANEY 2019-20 GAME STATS

| Opponent            | Date       | GS  | Min | FG | FGA   | Pct  | 3FG | 3A   | Pct  | FT | FTA   | Pct  | O  | D  | Tot | Avg | PF | FO | A  | TO | Blk | Stl | Pts | Avg |
|---------------------|------------|-----|-----|----|-------|------|-----|------|------|----|-------|------|----|----|-----|-----|----|----|----|----|-----|-----|-----|-----|
| RICE                | 11/05/19   | DNP |     |    |       |      |     |      |      |    |       |      |    |    |     |     |    |    |    |    |     |     |     |     |
| NORTH TEXAS         | 11/12/19   | DNP |     |    |       |      |     |      |      |    |       |      |    |    |     |     |    |    |    |    |     |     |     |     |
| MONTANA             | 11/16/19   | DNP |     |    |       |      |     |      |      |    |       |      |    |    |     |     |    |    |    |    |     |     |     |     |
| TEXAS SOUTHERN      | 11/19/19   | 19  | 3   | 4  | .750  | 0    | 0   | .000 | 0    | 1  | .000  | 1    | 1  | 2  | 2.0 | 0   | 0  | 0  | 0  | 1  | 4   | 6   | 6.0 |     |
| SOUTH DAKOTA        | 11/22/19   | 15  | 3   | 3  | 1.000 | 0    | 0   | .000 | 0    | 0  | .000  | 1    | 1  | 2  | 2.0 | 4   | 0  | 2  | 0  | 3  | 1   | 6   | 6.0 |     |
| at Georgia Tech     | 11/25/19   | 12  | 0   | 1  | .000  | 0    | 0   | .000 | 0    | 0  | .000  | 1    | 1  | 2  | 2.0 | 2   | 0  | 0  | 1  | 1  | 1   | 0   | 4.0 |     |
| NORTHERN KY         | 11/30/19   | 24  | 3   | 5  | .600  | 0    | 0   | .000 | 0    | 0  | .000  | 2    | 9  | 11 | 4.3 | 5   | 1  | 5  | 1  | 0  | 0   | 6   | 4.5 |     |
| AUSTIN PEAY         | 12/03/19   | 14  | 0   | 0  | .000  | 0    | 0   | .000 | 0    | 1  | .000  | 0    | 2  | 2  | 3.8 | 3   | 0  | 1  | 2  | 0  | 2   | 0   | 3.6 |     |
| at Western Kentucky | 12/07/19   | 13  | 0   | 0  | .000  | 0    | 0   | .000 | 0    | 0  | .000  | 2    | 4  | 6  | 4.2 | 3   | 0  | 1  | 2  | 3  | 0   | 0   | 3.0 |     |
| TULSA               | 12/14/19   | 18  | 2   | 2  | 1.000 | 0    | 0   | .000 | 1    | 2  | .500  | 0    | 7  | 7  | 4.6 | 3   | 0  | 2  | 1  | 0  | 1   | 5   | 3.3 |     |
| vs Valparaiso       | 12/21/19   | 13  | 0   | 1  | .000  | 0    | 0   | .000 | 3    | 6  | .500  | 0    | 2  | 2  | 4.3 | 2   | 0  | 2  | 2  | 0  | 0   | 3   | 3.3 |     |
| at Indiana          | 12/29/19   | 17  | 3   | 4  | .750  | 0    | 0   | .000 | 0    | 0  | .000  | 3    | 1  | 4  | 4.2 | 1   | 0  | 0  | 0  | 0  | 0   | 6   | 3.6 |     |
| TEXAS A&M           | 01/04/20   | 7   | 1   | 1  | 1.000 | 0    | 0   | .000 | 0    | 0  | .000  | 0    | 0  | 0  | 3.8 | 2   | 0  | 0  | 3  | 0  | 0   | 2   | 3.4 |     |
| at LSU              | 01/08/20   | 7   | 0   | 0  | .000  | 0    | 0   | .000 | 0    | 0  | .000  | 0    | 0  | 0  | 3.5 | 4   | 0  | 1  | 0  | 0  | 0   | 0   | 3.1 |     |
| at Ole Miss         | 01/11/20   | 4   | 0   | 0  | .000  | 0    | 0   | .000 | 0    | 0  | .000  | 0    | 0  | 0  | 3.2 | 1   | 0  | 0  | 1  | 0  | 0   | 0   | 2.8 |     |
| VANDERBILT          | 01/15/20   | 21  | 6   | 6  | 1.000 | 0    | 0   | .000 | 2    | 2  | 1.000 | 2    | 1  | 3  | 3.2 | 2   | 0  | 2  | 2  | 0  | 0   | 14  | 3.7 |     |
| KENTUCKY            | 01/18/20   | 15  | 2   | 2  | 1.000 | 0    | 0   | .000 | 0    | 0  | .000  | 1    | 2  | 3  | 3.1 | 2   | 0  | 0  | 1  | 1  | 0   | 4   | 3.7 |     |
| at Mississippi St.  | 01/22/20   | 17  | 4   | 5  | .800  | 0    | 0   | .000 | 0    | 0  | .000  | 2    | 0  | 2  | 3.1 | 2   | 0  | 0  | 0  | 1  | 1   | 8   | 4.0 |     |
| TCU                 | 01/25/20 * | 14  | 3   | 6  | .500  | 0    | 0   | .000 | 0    | 0  | .000  | 1    | 0  | 1  | 2.9 | 1   | 0  | 0  | 2  | 0  | 0   | 6   | 4.1 |     |
| SOUTH CAROLINA      | 01/29/20 * | 22  | 1   | 2  | .500  | 0    | 0   | .000 | 1    | 4  | .250  | 2    | 5  | 7  | 3.2 | 4   | 0  | 0  | 1  | 0  | 1   | 3   | 4.1 |     |
| at Alabama          | 02/01/20 * | 25  | 2   | 4  | .500  | 0    | 0   | .000 | 4    | 5  | .800  | 5    | 6  | 11 | 3.6 | 5   | 1  | 0  | 1  | 2  | 1   | 8   | 4.3 |     |
| AUBURN              | 02/04/20 * | 26  | 2   | 2  | 1.000 | 0    | 0   | .000 | 0    | 0  | .000  | 2    | 4  | 6  | 3.7 | 4   | 0  | 0  | 2  | 1  | 1   | 4   | 4.3 |     |
| at Missouri         | 02/08/20 * | 36  | 6   | 12 | .500  | 0    | 0   | .000 | 5    | 7  | .714  | 6    | 5  | 11 | 4.1 | 5   | 1  | 0  | 0  | 2  | 2   | 17  | 4.9 |     |
| at Tennessee        | 02/11/20 * | 20  | 4   | 4  | 1.000 | 0    | 0   | .000 | 2    | 3  | .667  | 4    | 2  | 6  | 4.2 | 4   | 0  | 2  | 2  | 0  | 1   | 10  | 5.1 |     |
| MISSISSIPPI ST.     | 02/15/20 * | 18  | 1   | 3  | .333  | 0    | 0   | .000 | 2    | 2  | 1.000 | 2    | 0  | 2  | 4.1 | 2   | 0  | 0  | 2  | 0  | 1   | 4   | 5.1 |     |
| at Florida          | 02/18/20 * | 5   | 0   | 1  | .000  | 0    | 0   | .000 | 0    | 0  | .000  | 0    | 1  | 1  | 4.0 | 0   | 0  | 0  | 0  | 0  | 0   | 0   | 4.9 |     |
| MISSOURI            | 02/22/20 * | 5   | 0   | 0  | .000  | 0    | 0   | .000 | 0    | 2  | .000  | 0    | 0  | 0  | 3.8 | 0   | 0  | 0  | 1  | 0  | 0   | 0   | 4.7 |     |
| TENNESSEE           | 02/26/20 * | 8   | 0   | 1  | .000  | 0    | 0   | .000 | 0    | 0  | .000  | 0    | 0  | 0  | 3.6 | 2   | 0  | 0  | 1  | 0  | 1   | 0   | 4.5 |     |
| at Georgia          | 02/29/20 * | 2   | 0   | 1  | .000  | 0    | 0   | .000 | 0    | 0  | .000  | 0    | 0  | 0  | 3.5 | 0   | 0  | 0  | 0  | 0  | 0   | 0   | 4.3 |     |
| Totals              |            | 7   | 397 | 46 | 70    | .657 | 0   | 0    | .000 | 20 | 35    | .571 | 37 | 54 | 91  | 3.5 | 63 | 3  | 18 | 28 | 15  | 19  | 112 | 4.3 |

## REGGIE CHANEY CAREER STATISTICS

| Year    | GP | GS | Min | Avg  | FG  | FGA | Pct  | 3FG | 3FGA | Pct  | FT | FTA | Pct  | Off | Def | Tot | Avg | PF  | FO | Ast | TO | Blk | Stl | Pts | Avg |
|---------|----|----|-----|------|-----|-----|------|-----|------|------|----|-----|------|-----|-----|-----|-----|-----|----|-----|----|-----|-----|-----|-----|
| 2018-19 | 34 | 2  | 555 | 16.3 | 83  | 150 | .553 | 0   | 0    | .000 | 17 | 33  | .515 | 40  | 78  | 118 | 3.5 | 82  | 2  | 25  | 46 | 46  | 21  | 183 | 5.4 |
| 2019-20 | 26 | 7  | 397 | 15.3 | 46  | 70  | .657 | 0   | 0    | .000 | 20 | 35  | .571 | 37  | 54  | 91  | 3.5 | 63  | 3  | 18  | 28 | 15  | 19  | 112 | 4.3 |
| TOTAL   | 60 | 9  | 952 | 15.9 | 129 | 220 | .586 | 0   | 0    | .000 | 37 | 68  | .544 | 77  | 132 | 209 | 3.5 | 145 | 5  | 43  | 74 | 61  | 40  | 295 | 4.9 |

## PERSONAL BESTS

|  |                                     |
|--|-------------------------------------|
| <b>POINTS</b>                                | <b>SEC ONLY</b>                     |
| Season: 17 at Missouri (02/08/20)            | 17 at Missouri (02/08/20)           |
| Career: 17 at Missouri (02/08/20)            | 17 at Missouri (02/08/20)           |
| <b>FG MADE</b>                               | <b>SEC ONLY</b>                     |
| Season: 6 (2x) last at Missouri (02/08/20)   | 6 (2x) last at Missouri (02/08/20)  |
| Career: 7 at Providence (03/19/19)           | 6 (3x) last at Mizzou (02/08/20)    |
| <b>FG ATTEMPTED</b>                          | <b>SEC ONLY</b>                     |
| Season: 12 at Missouri (02/08/20)            | 12 at Missouri (02/08/20)           |
| Career: 12 at Missouri (02/08/20)            | 12 at Missouri (02/08/20)           |
| <b>3-POINT FG MADE</b>                       | <b>SEC ONLY</b>                     |
| Season: --                                   | --                                  |
| Career: --                                   | --                                  |
| <b>3-PT FG ATTEMPTS</b>                      | <b>SEC ONLY</b>                     |
| Season: --                                   | --                                  |
| Career: --                                   | --                                  |
| <b>FT MADE</b>                               | <b>SEC ONLY</b>                     |
| Season: 4 at Alabama (02/01/20)              | 4 at Alabama (02/01/20)             |
| Career: 4 at Alabama (02/01/20)              | 4 at Alabama (02/01/20)             |
| <b>FT ATTEMPTED</b>                          | <b>SEC ONLY</b>                     |
| Season: 6 vs Valpo (12/21/19)                | 5 (2x) last at Missouri (02/08/20)  |
| Career: 6 vs Valpo (12/21/19)                | 5 (2x) last at Mizzou (02/08/20)    |
| <b>REBOUNDS</b>                              | <b>SEC ONLY</b>                     |
| Season: 11 (3x) last at Missouri (02/08/20)  | 11 (2x) last at Missouri (02/08/20) |
| Career: 11 (3x) last at Mizzou (02/08/20)    | 11 (2x) last at Mizzou (02/08/20)   |
| <b>ASSISTS</b>                               | <b>SEC ONLY</b>                     |
| Season: 5 vs Northern Kentucky (11/30/19)    | 2 (2x) last at Tennessee (02/11/20) |
| Career: 5 vs Northern Ky (11/30/19)          | 4 vs. Missouri (01/23/19)           |
| <b>STEALS</b>                                | <b>SEC ONLY</b>                     |
| Season: 4 vs Texas Southern (11/19/19)       | 2 at Missouri (02/08/20)            |
| Career: 4 (3x), last vs TX SOU (11/19/19)    | 4 vs. LSU (01/12/19)                |
| <b>BLOCKED SHOTS</b>                         | <b>SEC ONLY</b>                     |
| Season: 3 (2x) last at Western Ky (12/07/19) | 11 (2x) last at Mizzou (02/08/20)   |
| Career: 7 at Providence (03/19/19)           | 5 vs. Georgia (01/29/19)            |
| <b>MINUTES</b>                               | <b>SEC ONLY</b>                     |
| Season: 36 at Missouri (02/08/20)            | 36 at Missouri (02/08/20)           |
| Career: 36 at Missouri (02/08/20)            | 36 at Missouri (02/08/20)           |



# ARKANSAS RAZORBACKS

## 2019-20 COMBINED REPORT

| RECORD:        | OVERALL | HOME | AWAY | NEUTRAL |
|----------------|---------|------|------|---------|
| ALL GAMES      | 18-11   | 13-4 | 4-7  | 1-0     |
| CONFERENCE     | 6-10    | 4-4  | 2-6  | 0-0     |
| NON-CONFERENCE | 12-1    | 9-0  | 2-1  | 1-0     |

| ##             | Player          | GP | GS | Min  | Avg  | • TOTAL • |      |      | • 3-PTS • |     |      | • REBOUNDS • |     |      |              | PF FO |      | A TO Blk Stl |     |    |     | Pts Avg |     |     |      |      |
|----------------|-----------------|----|----|------|------|-----------|------|------|-----------|-----|------|--------------|-----|------|--------------|-------|------|--------------|-----|----|-----|---------|-----|-----|------|------|
|                |                 |    |    |      |      | FG        | FGA  | Pct  | 3FG       | FGA | Pct  | FT           | FTA | Pct  | Off          |       |      |              |     |    |     |         |     | Def | Tot  | Avg  |
| 15             | Mason Jones     | 28 | 27 | 945  | 33.8 | 167       | 381  | .438 | 54        | 170 | .318 | 207          | 250 | .828 | 21           | 138   | 159  | 5.7          | 89  | 3  | 96  | 90      | 6   | 43  | 595  | 21.3 |
| 1              | Isaiah Joe      | 23 | 22 | 829  | 36.0 | 118       | 320  | .369 | 83        | 240 | .346 | 69           | 79  | .873 | 13           | 82    | 95   | 4.1          | 37  | 0  | 43  | 39      | 6   | 35  | 388  | 16.9 |
| 33             | Jimmy Whitt Jr. | 29 | 29 | 1074 | 37.0 | 163       | 334  | .488 | 0         | 1   | .000 | 75           | 107 | .701 | 37           | 100   | 137  | 4.7          | 66  | 1  | 57  | 39      | 12  | 40  | 401  | 13.8 |
| 3              | Desi Sills      | 29 | 24 | 914  | 31.5 | 107       | 255  | .420 | 40        | 129 | .310 | 49           | 75  | .653 | 17           | 72    | 89   | 3.1          | 87  | 3  | 33  | 40      | 4   | 30  | 303  | 10.4 |
| 2              | Adrio Bailey    | 29 | 28 | 687  | 23.7 | 76        | 152  | .500 | 15        | 36  | .417 | 32           | 61  | .525 | 33           | 98    | 131  | 4.5          | 98  | 6  | 17  | 36      | 41  | 38  | 199  | 6.9  |
| 5              | Jalen Harris    | 29 | 4  | 715  | 24.7 | 37        | 100  | .370 | 16        | 56  | .286 | 36           | 49  | .735 | 10           | 57    | 67   | 2.3          | 75  | 2  | 68  | 41      | 7   | 27  | 126  | 4.3  |
| 35             | Reggie Chaney   | 26 | 7  | 397  | 15.3 | 46        | 70   | .657 | 0         | 0   | .000 | 20           | 35  | .571 | 37           | 54    | 91   | 3.5          | 63  | 3  | 18  | 28      | 15  | 19  | 112  | 4.3  |
| 24             | Ethan Henderson | 17 | 3  | 121  | 7.1  | 9         | 17   | .529 | 0         | 0   | .000 | 2            | 6   | .333 | 13           | 19    | 32   | 1.9          | 26  | 1  | 1   | 2       | 9   | 3   | 20   | 1.2  |
| 0              | Jeantal Cylla   | 25 | 1  | 199  | 8.0  | 10        | 35   | .286 | 2         | 13  | .154 | 6            | 11  | .545 | 8            | 30    | 38   | 1.5          | 30  | 0  | 4   | 12      | 4   | 3   | 28   | 1.1  |
| 14             | Jamario Bell    | 4  | 0  | 8    | 2.0  | 0         | 0    | .000 | 0         | 0   | .000 | 0            | 0   | .000 | 0            | 2     | 2    | 0.5          | 3   | 0  | 0   | 0       | 3   | 0   | 0    | 0.0  |
| 12             | Ty Stevens      | 6  | 0  | 5    | 0.8  | 0         | 1    | .000 | 0         | 0   | .000 | 0            | 3   | .000 | 0            | 0     | 0    | 0.0          | 0   | 0  | 0   | 0       | 0   | 0   | 0    | 0.0  |
| 13             | Emeka Obukwelu  | 6  | 0  | 6    | 1.0  | 0         | 2    | .000 | 0         | 2   | .000 | 0            | 0   | .000 | 2            | 3     | 5    | 0.8          | 0   | 0  | 0   | 0       | 0   | 0   | 0    | 0.0  |
| TEAM.....      |                 |    |    |      |      |           |      |      |           |     |      |              |     |      | 30 39 69 2.5 |       | 0    |              | 8   |    |     |         | 0   |     |      |      |
| ARKANSAS.....  |                 | 29 |    |      |      | 733       | 1667 | .440 | 210       | 647 | .325 | 496          | 676 | .734 | 221          | 694   | 915  | 31.6         | 574 | 19 | 337 | 335     | 107 | 238 | 2172 | 74.9 |
| Opponents..... |                 | 29 |    |      |      | 694       | 1625 | .427 | 139       | 531 | .262 | 461          | 657 | .702 | 314          | 797   | 1111 | 38.3         | 613 | -  | 291 | 471     | 89  | 143 | 1988 | 68.6 |

| Team Statistics        | ARK             | OPP             |
|------------------------|-----------------|-----------------|
| <b>SCORING</b>         | <b>2172</b>     | <b>1988</b>     |
| Points per game        | 74.9            | 68.6            |
| Scoring margin         | +6.3            | -               |
| <b>FIELD GOALS-ATT</b> | <b>733-1667</b> | <b>694-1625</b> |
| Field goal pct         | .440            | .427            |
| <b>3 POINT FG-ATT</b>  | <b>210-647</b>  | <b>139-531</b>  |
| 3-point FG pct         | .325            | .262            |
| 3-pt FG made per game  | 7.2             | 4.8             |
| <b>FREE THROWS-ATT</b> | <b>496-676</b>  | <b>461-657</b>  |
| Free throw pct         | .734            | .702            |
| F-Throws made per game | 17.1            | 15.9            |
| <b>REBOUNDS</b>        | <b>915</b>      | <b>1111</b>     |
| Rebounds per game      | 31.6            | 38.3            |
| Rebounding margin      | -6.8            | -               |
| <b>ASSISTS</b>         | <b>337</b>      | <b>291</b>      |
| Assists per game       | 11.6            | 10.0            |
| <b>TURNOVERS</b>       | <b>335</b>      | <b>471</b>      |
| Turnovers per game     | 11.6            | 16.2            |
| Turnover margin        | +4.7            | -               |
| Assist/turnover ratio  | 1.0             | 0.6             |
| <b>STEALS</b>          | <b>238</b>      | <b>143</b>      |
| Steals per game        | 8.2             | 4.9             |
| <b>BLOCKS</b>          | <b>107</b>      | <b>89</b>       |
| Blocks per game        | 3.7             | 3.1             |
| <b>ATTENDANCE</b>      | <b>263463</b>   | <b>127325</b>   |
| Home games-Avg/Game    | 17-15498        | 11-10154        |
| Neutral site-Avg/Game  | -               | 1-15630         |

| SCORE BY PERIODS: | 1st | 2nd  | OT | Total |
|-------------------|-----|------|----|-------|
| Arkansas          | 971 | 1173 | 28 | 2172  |
| Opponents         | 921 | 1026 | 41 | 1988  |

| Date       | Opponent             | Result | Score | Attend       |
|------------|----------------------|--------|-------|--------------|
| 11/05/19   | RICE                 | W      | 91-43 | 17274        |
| 11/12/19   | NORTH TEXAS          | W      | 66-43 | 12001        |
| + 11/16/19 | MONTANA              | W      | 64-46 | 13058        |
| + 11/19/19 | TEXAS SOUTHERN       | W      | 82-51 | 11182        |
| + 11/22/19 | SOUTH DAKOTA         | W      | 77-56 | 12581        |
| 11/25/19   | at Georgia Tech      | WOT    | 62-61 | 6547         |
| + 11/30/19 | NORTHERN KENTUCKY    | W      | 66-60 | 14080        |
| 12/03/19   | AUSTIN PEAY          | W      | 69-61 | 11995        |
| 12/07/19   | at Western Kentucky  | LOT    | 79-86 | 6862         |
| 12/14/19   | TULSA                | W      | 98-79 | 15589        |
| ! 12/21/19 | vs Valparaiso        | W      | 72-68 | 15630        |
| 12/29/19   | at Indiana           | W      | 71-64 | 14892        |
| * 01/04/20 | TEXAS A&M            | W      | 69-59 | <b>19200</b> |
| * 01/08/20 | at LSU               | L      | 77-79 | 8662         |
| * 01/11/20 | at Ole Miss          | W      | 76-72 | 8233         |
| * 01/15/20 | VANDERBILT           | W      | 75-55 | 14321        |
| * 01/18/20 | #10/12 KENTUCKY      | L      | 66-73 | <b>19200</b> |
| * 01/22/20 | at Mississippi State | L      | 70-77 | 6337         |
| % 01/25/20 | TCU                  | W      | 78-67 | <b>19200</b> |
| * 01/29/20 | SOUTH CAROLINA       | L      | 77-79 | 14085        |
| * 02/01/20 | at Alabama           | W      | 82-78 | 12461        |
| * 02/04/20 | AUBURN               | LOT    | 76-79 | 17196        |
| * 02/08/20 | at Missouri          | LOT    | 79-83 | 11439        |
| * 02/11/20 | at Tennessee         | L      | 61-82 | 17222        |
| * 02/15/20 | MISSISSIPPI ST.      | L      | 77-78 | <b>19200</b> |
| * 02/18/20 | at Florida           | L      | 59-73 | 9023         |
| * 02/22/20 | MISSOURI             | W      | 78-68 | <b>19200</b> |
| * 02/26/20 | TENNESSEE            | W      | 86-69 | 14101        |
| * 02/29/20 | at Georgia           | L      | 89-99 | 10017        |

+ = Collegiate Hoops Roadshow (Razorback Regional)

! = played at Simmons Bank Arena (North Little Rock, Ark.)

\* = SEC game

% = Big 12/SEC Challenge

## ARKANSAS RAZORBACKS

### 2019-20 SEASON RESULTS & LEADERS

|                |         |      |      |         |
|----------------|---------|------|------|---------|
| RECORD:        | OVERALL | HOME | AWAY | NEUTRAL |
| ALL GAMES      | 18-11   | 13-4 | 4-7  | 1-0     |
| CONFERENCE     | 6-10    | 4-4  | 2-6  | 0-0     |
| NON-CONFERENCE | 12-1    | 9-0  | 2-1  | 1-0     |

| DATE        | TIME (CT) | OPPONENT               | TV                 | RESULT       | ATTEND       | RECORD (SEC) | HIGH POINTS                                | HIGH REBOUNDS                         |
|-------------|-----------|------------------------|--------------------|--------------|--------------|--------------|--|---------------------------------------|
| 11/05/19    | 7:00 pm   | RICE                   | SEC Network Plus   | W 91-43      | 17274        | 1-0          | -- (32)Mason Jones                         | (9)Adrio Bailey                       |
| 11/12/19    | 7:00 pm   | NORTH TEXAS            | SEC Network Plus   | W 66-43      | 12001        | 2-0          | -- (16)Mason Jones<br>(16)Isaiah Joe       | (6)Mason Jones<br>(6)Desi Sills       |
| 11/16/19    | 4:00 pm   | + MONTANA              | SEC Network Plus   | W 64-46      | 13058        | 3-0          | -- (19)Mason Jones                         | (11)Adrio Bailey                      |
| 11/19/19    | 7:00 pm   | + TEXAS SOUTHERN       | SEC Network Plus   | W 82-51      | 11182        | 4-0          | -- (33)Isaiah Joe                          | (10)Jimmy Whitt Jr.                   |
| 11/22/19    | 8:00 pm   | + SOUTH DAKOTA         | SEC Network        | W 77-56      | 12581        | 5-0          | -- (24)Jimmy Whitt Jr.                     | (7)Jimmy Whitt Jr.<br>(7)Mason Jones  |
| 11/25/19    | 6:00 pm   | at Georgia Tech        | ACC Network        | W (OT) 62-61 | 6547         | 6-0          | -- (24)Mason Jones                         | (9)Isaiah Joe                         |
| 11/30/19    | 4:00 pm   | + NORTHERN KENTUCKY    | SEC Network Plus   | W 66-60      | 14080        | 7-0          | -- (24)Jimmy Whitt Jr.                     | (11)Reggie Chaney                     |
| 12/03/19    | 7:00 pm   | AUSTIN PEAY            | SEC Network Plus   | W 69-61      | 11995        | 8-0          | -- (17)Jimmy Whitt Jr.                     | (6)Isaiah Joe                         |
| 12/07/19    | 6:30 pm   | at Western Kentucky    | CBS Sports Network | 79-86 L (OT) | 6862         | 8-1          | --- (20)Desi Sills                         | (12)Jimmy Whitt Jr.                   |
| 12/14/19    | 12:30 pm  | TULSA                  | ESPNU              | W 98-79      | 15589        | 9-1          | -- (41)Mason Jones                         | (7)Reggie Chaney                      |
| 12/21/19    | 7:00 pm   | ! vs Valparaiso        | --                 | W 72-68      | 15630        | 10-1         | -- (21)Isaiah Joe                          | (9)Mason Jones                        |
| 12/29/19    | TBA       | at Indiana             | Big Ten Network    | W 71-64      | 14892        | 11-1         | -- (24)Isaiah Joe                          | (8)Adrio Bailey                       |
| 01/04/20    | 6:00 pm   | * TEXAS A&M            | SEC Network        | W 69-59      | <b>19200</b> | 12-1         | 1-0 (17)Isaiah Joe<br>(17)Mason Jones      | (6)Mason Jones                        |
| 01/08/20    | 8:00 pm   | * at LSU               | ESPNU              | 77-79 L      | 8662         | 12-2         | 1-1 (24)Mason Jones                        | (7)Adrio Bailey                       |
| 01/11/20    | 5:00 pm   | * at Ole Miss          | SEC Network        | W 76-72      | 8233         | 13-2         | 2-1 (34)Isaiah Joe                         | (6)Mason Jones                        |
| 01/15/20    | 7:30 pm   | * VANDERBILT           | SEC Network        | W 75-55      | 14321        | 14-2         | 3-1 (30)Jimmy Whitt Jr.                    | (8)Jimmy Whitt Jr.                    |
| 01/18/20    | 3:00 pm   | * #10/12 KENTUCKY      | ESPN               | 66-73 L      | <b>19200</b> | 14-3         | 3-2 (19)Mason Jones                        | (6)Mason Jones                        |
| 01/22/20    | 6:00 pm   | * at Mississippi State | SEC Network        | 70-77 L      | 6337         | 14-4         | 3-3 (20)Jimmy Whitt Jr.<br>(20)Mason Jones | (7)Mason Jones<br>(7)Isaiah Joe       |
| 01/25/20    | 3:00 pm   | % TCU                  | ESPN2              | W 78-67      | <b>19200</b> | 15-4         | -- (20)Jimmy Whitt Jr.<br>(20)Mason Jones  | (6)Adrio Bailey                       |
| 01/29/20    | 7:30 pm   | * SOUTH CAROLINA       | SEC Network        | 77-79 L      | 14085        | 15-5         | 3-4 (34)Mason Jones                        | (12)Mason Jones                       |
| 02/01/20    | 5:00 pm   | * at Alabama           | SEC Network        | W 82-78      | 12461        | 16-5         | 4-4 (30)Mason Jones                        | (11)Reggie Chaney                     |
| 02/04/20    | 6:00 pm   | * AUBURN               | SEC Network        | 76-79 L (OT) | 17196        | 16-6         | 4-5 (40)Mason Jones                        | (7)Jimmy Whitt Jr.<br>(7)Adrio Bailey |
| 02/08/20    | 2:30 pm   | * at Missouri          | SEC Network        | 79-83 L (OT) | 11439        | 16-7         | 4-6 (17)Mason Jones<br>(17)Reggie Chaney   | (11)Reggie Chaney                     |
| 02/11/20    | 6:00 pm   | * at Tennessee         | SEC Network        | 61-82 L      | 17222        | 16-8         | 4-7 (19)Jimmy Whitt Jr.                    | (6)Reggie Chaney                      |
| 02/15/20    | Noon      | * MISSISSIPPI STATE    | SEC Network        | 77-78 L      | <b>19200</b> | 16-9         | 4-8 (38)Mason Jones                        | (6)Mason Jones<br>(6)Jimmy Whitt Jr.  |
| 02/18/20    | 6:00 pm   | * at Florida           | ESPNU              | 59-73 L      | 9023         | 16-10        | 4-9 (21)Mason Jones                        | (8)Adrio Bailey                       |
| 02/22/20    | Noon      | * MISSOURI             | SEC Network        | W 78-68      | <b>19200</b> | 17-10        | 5-9 (21)Isaiah Joe                         | (8)Mason Jones                        |
| 02/26/20    | 7:30 pm   | * TENNESSEE            | SEC Network        | W 86-69      | 14101        | 18-10        | 6-9 (37)Mason Jones                        | (9)Ethan Henderson                    |
| 02/29/20    | 5:00 pm   | * at Georgia           | SEC Network        | 89-99 L      | 10017        | 18-11        | 6-10 (26)Isaiah Joe<br>(26)Mason Jones     | (6)Desi Sills                         |
| 03/04/20    | 6:00 pm   | * LSU                  | SEC Network        |              |              |              |  |                                       |
| 03/07/20    | 3:30 pm   | * at Texas A&M         | SEC Network        |              |              |              |  |                                       |
| 03/11-15/20 |           | ^ SEC Tournament       |                    |              |              |              |  |                                       |

Home Games in CAPS | \* - Southeastern Conference game | + = College Hoops Roadshow presented by AtmosAir - Razorback Regional  
! - at Simmons Bank Arena (North Little Rock, Ark.) | % - Big 12/SEC Challenge | ^ - SEC Tournament (Nashville, Tenn. - Bridgestone Arena)

| ATTENDANCE SUMMARY | GAMES | TOTALS | AVG/GAME |
|--------------------|-------|--------|----------|
| HOME               | 17    | 263463 | 15498    |
| AWAY               | 11    | 111695 | 10154    |
| NEUTRAL            | 1     | 15630  | 15630    |
| TOTAL              | 29    | 390788 | 13475    |

## ARKANSAS RAZORBACKS

## 2019-20 SEASON STATISTICS • ALL GAMES

|                |         |      |      |         |
|----------------|---------|------|------|---------|
| RECORD:        | OVERALL | HOME | AWAY | NEUTRAL |
| ALL GAMES      | 18-11   | 13-4 | 4-7  | 1-0     |
| CONFERENCE     | 6-10    | 4-4  | 2-6  | 0-0     |
| NON-CONFERENCE | 12-1    | 9-0  | 2-1  | 1-0     |

|                |                 |       | • TOTAL • |      |     |      |      | • 3-PTS • |     |      |     |     | • REBOUNDS • |     |     |      |      |     |    |     |     |     |     |      |      |
|----------------|-----------------|-------|-----------|------|-----|------|------|-----------|-----|------|-----|-----|--------------|-----|-----|------|------|-----|----|-----|-----|-----|-----|------|------|
| ##             | Player          | GP GS | Min       | Avg  | FG  | FGA  | Pct  | 3FG       | FGA | Pct  | FT  | FTA | Pct          | Off | Def | Tot  | Avg  | PF  | FO | A   | TO  | Blk | Stl | Pts  | Avg  |
| 15             | Mason Jones     | 28 27 | 945       | 33.8 | 167 | 381  | .438 | 54        | 170 | .318 | 207 | 250 | .828         | 21  | 138 | 159  | 5.7  | 89  | 3  | 96  | 90  | 6   | 43  | 595  | 21.3 |
| 1              | Isaiah Joe      | 23 22 | 829       | 36.0 | 118 | 320  | .369 | 83        | 240 | .346 | 69  | 79  | .873         | 13  | 82  | 95   | 4.1  | 37  | 0  | 43  | 39  | 6   | 35  | 388  | 16.9 |
| 33             | Jimmy Whitt Jr. | 29 29 | 1074      | 37.0 | 163 | 334  | .488 | 0         | 1   | .000 | 75  | 107 | .701         | 37  | 100 | 137  | 4.7  | 66  | 1  | 57  | 39  | 12  | 40  | 401  | 13.8 |
| 3              | Desi Sills      | 29 24 | 914       | 31.5 | 107 | 255  | .420 | 40        | 129 | .310 | 49  | 75  | .653         | 17  | 72  | 89   | 3.1  | 87  | 3  | 33  | 40  | 4   | 30  | 303  | 10.4 |
| 2              | Adrio Bailey    | 29 28 | 687       | 23.7 | 76  | 152  | .500 | 15        | 36  | .417 | 32  | 61  | .525         | 33  | 98  | 131  | 4.5  | 98  | 6  | 17  | 36  | 41  | 38  | 199  | 6.9  |
| 5              | Jalen Harris    | 29 4  | 715       | 24.7 | 37  | 100  | .370 | 16        | 56  | .286 | 36  | 49  | .735         | 10  | 57  | 67   | 2.3  | 75  | 2  | 68  | 41  | 7   | 27  | 126  | 4.3  |
| 35             | Reggie Chaney   | 26 7  | 397       | 15.3 | 46  | 70   | .657 | 0         | 0   | .000 | 20  | 35  | .571         | 37  | 54  | 91   | 3.5  | 63  | 3  | 18  | 28  | 15  | 19  | 112  | 4.3  |
| 24             | Ethan Henderson | 17 3  | 121       | 7.1  | 9   | 17   | .529 | 0         | 0   | .000 | 2   | 6   | .333         | 13  | 19  | 32   | 1.9  | 26  | 1  | 1   | 2   | 9   | 3   | 20   | 1.2  |
| 0              | Jeantal Cylla   | 25 1  | 199       | 8.0  | 10  | 35   | .286 | 2         | 13  | .154 | 6   | 11  | .545         | 8   | 30  | 38   | 1.5  | 30  | 0  | 4   | 12  | 4   | 3   | 28   | 1.1  |
| 14             | Jamario Bell    | 4 0   | 8         | 2.0  | 0   | 0    | .000 | 0         | 0   | .000 | 0   | 0   | .000         | 0   | 2   | 2    | 0.5  | 3   | 0  | 0   | 0   | 3   | 0   | 0    | 0.0  |
| 12             | Ty Stevens      | 6 0   | 5         | 0.8  | 0   | 1    | .000 | 0         | 0   | .000 | 0   | 3   | .000         | 0   | 0   | 0    | 0.0  | 0   | 0  | 0   | 0   | 0   | 0   | 0    | 0.0  |
| 13             | Emeka Obukwelu  | 6 0   | 6         | 1.0  | 0   | 2    | .000 | 0         | 2   | .000 | 0   | 0   | .000         | 2   | 3   | 5    | 0.8  | 0   | 0  | 0   | 0   | 0   | 0   | 0    | 0.0  |
| TEAM.....      |                 |       |           |      |     |      |      |           |     |      |     |     |              | 30  | 39  | 69   | 2.5  | 0   |    | 8   |     |     |     | 0    |      |
| ARKANSAS.....  |                 | 29    |           |      | 733 | 1667 | .440 | 210       | 647 | .325 | 496 | 676 | .734         | 221 | 694 | 915  | 31.6 | 574 | 19 | 337 | 335 | 107 | 238 | 2172 | 74.9 |
| Opponents..... |                 | 29    |           |      | 694 | 1625 | .427 | 139       | 531 | .262 | 461 | 657 | .702         | 314 | 797 | 1111 | 38.3 | 613 | -  | 291 | 471 | 89  | 143 | 1988 | 68.6 |

|                   |     |      |    |       |
|-------------------|-----|------|----|-------|
| SCORE BY PERIODS: | 1st | 2nd  | OT | Total |
| Arkansas          | 971 | 1173 | 28 | 2172  |
| Opponents         | 921 | 1026 | 41 | 1988  |

|                    |     |     |       |
|--------------------|-----|-----|-------|
| DEADBALL REBOUNDS: | OFF | DEF | TOTAL |
| Arkansas           | 77  | 23  | 100   |
| Opponents          | 95  | 18  | 113   |

## ARKANSAS RAZORBACKS

## 2019-20 STATISTICS • SEC GAMES ONLY

|          |         |      |      |
|----------|---------|------|------|
| RECORD:  | OVERALL | HOME | AWAY |
| SEC ONLY | 6-10    | 4-4  | 2-6  |

| ##              | Player          | GP | GS | • TOTAL • |      |     | • 3-PTS • |      |     | • REBOUNDS • |      |     |     |      |     |     |     |      |     |    |     |     |     |     |      |      |
|-----------------|-----------------|----|----|-----------|------|-----|-----------|------|-----|--------------|------|-----|-----|------|-----|-----|-----|------|-----|----|-----|-----|-----|-----|------|------|
|                 |                 |    |    | Min       | Avg  | FG  | FGA       | Pct  | 3FG | FGA          | Pct  | FT  | FTA | Pct  | Off | Def | Tot | Avg  | PF  | FO | A   | TO  | Blk | St  | Pts  | Avg  |
| 15              | Mason Jones     | 16 | 15 | 565       | 35.3 | 99  | 240       | .413 | 30  | 102          | .294 | 130 | 163 | .798 | 10  | 76  | 86  | 5.4  | 56  | 3  | 62  | 48  | 2   | 22  | 358  | 22.4 |
| 1               | Isaiah Joe      | 11 | 10 | 382       | 34.7 | 54  | 145       | .372 | 38  | 109          | .349 | 33  | 35  | .943 | 4   | 35  | 39  | 3.5  | 19  | 0  | 16  | 14  | 2   | 15  | 179  | 16.3 |
| 33              | Jimmy Whitt Jr. | 16 | 16 | 609       | 38.1 | 84  | 185       | .454 | 0   | 1            | .000 | 51  | 70  | .729 | 21  | 47  | 68  | 4.3  | 37  | 0  | 24  | 20  | 6   | 22  | 219  | 13.7 |
| 3               | Desi Sills      | 16 | 12 | 519       | 32.4 | 56  | 136       | .412 | 25  | 69           | .362 | 31  | 47  | .660 | 11  | 40  | 51  | 3.2  | 48  | 2  | 16  | 16  | 0   | 14  | 168  | 10.5 |
| 2               | Adrio Bailey    | 16 | 15 | 358       | 22.4 | 42  | 83        | .506 | 11  | 26           | .423 | 14  | 32  | .438 | 13  | 53  | 66  | 4.1  | 64  | 6  | 6   | 19  | 18  | 15  | 109  | 6.8  |
| 35              | Reggie Chaney   | 16 | 6  | 238       | 14.9 | 29  | 44        | .659 | 0   | 0            | .000 | 16  | 25  | .640 | 26  | 26  | 52  | 3.3  | 39  | 2  | 5   | 17  | 7   | 10  | 74   | 4.6  |
| 5               | Jalen Harris    | 16 | 3  | 399       | 24.9 | 19  | 56        | .339 | 8   | 30           | .267 | 18  | 26  | .692 | 4   | 29  | 33  | 2.1  | 43  | 2  | 35  | 18  | 2   | 14  | 64   | 4.0  |
| 24              | Ethan Henderson | 11 | 3  | 87        | 7.9  | 6   | 13        | .462 | 0   | 0            | .000 | 2   | 5   | .400 | 10  | 10  | 20  | 1.8  | 19  | 1  | 0   | 0   | 4   | 2   | 14   | 1.3  |
| 0               | Jeantal Cylla   | 13 | 0  | 80        | 6.2  | 3   | 10        | .300 | 1   | 3            | .333 | 5   | 9   | .556 | 4   | 12  | 16  | 1.2  | 16  | 0  | 3   | 3   | 0   | 3   | 12   | 0.9  |
| 14              | Jamario Bell    | 3  | 0  | 7         | 2.3  | 0   | 0         | .000 | 0   | 0            | .000 | 0   | 0   | .000 | 0   | 2   | 2   | 0.7  | 2   | 0  | 0   | 0   | 2   | 0   | 0    | 0.0  |
| 12              | Ty Stevens      | 3  | 0  | 2         | 0.7  | 0   | 0         | .000 | 0   | 0            | .000 | 0   | 0   | .000 | 0   | 0   | 0   | 0.0  | 0   | 0  | 0   | 0   | 0   | 0   | 0    | 0.0  |
| 13              | Emeka Obukwelu  | 4  | 0  | 4         | 1.0  | 0   | 1         | .000 | 0   | 1            | .000 | 0   | 0   | .000 | 1   | 1   | 2   | 0.5  | 0   | 0  | 0   | 0   | 0   | 0   | 0    | 0.0  |
| TEAM.....       |                 |    |    |           |      |     |           |      |     |              |      |     |     |      | 17  | 18  | 35  | 2.3  | 0   |    | 6   |     |     |     | 0    |      |
| RAZORBACKS..... |                 |    |    | 16        |      | 392 | 913       | .429 | 113 | 341          | .331 | 300 | 412 | .728 | 121 | 349 | 470 | 29.4 | 343 | 16 | 167 | 161 | 43  | 117 | 1197 | 74.8 |
| Opponents.....  |                 |    |    | 16        |      | 403 | 883       | .456 | 85  | 293          | .290 | 312 | 429 | .727 | 176 | 453 | 629 | 39.3 | 353 | -  | 166 | 232 | 58  | 69  | 1203 | 75.2 |

|                   |     |     |    |       |
|-------------------|-----|-----|----|-------|
| SCORE BY PERIODS: | 1st | 2nd | OT | Total |
| Arkansas          | 521 | 657 | 19 | 1197  |
| Opponents         | 564 | 613 | 26 | 1203  |

|                    |     |     |       |
|--------------------|-----|-----|-------|
| DEADBALL REBOUNDS: | OFF | DEF | TOTAL |
| Arkansas           | 47  | 13  | 60    |
| Opponents          | 59  | 11  | 70    |

# 2019-20 RAZORBACK GAME-BY-GAME STATISTICS

| Opponent            | Date     | Score | W/L | • TOTAL • |      |      | • 3-PTRS • |     |      |     |     |      | • REBOUNDS • |     |      |      |     |     |     |     |     |      |      |
|---------------------|----------|-------|-----|-----------|------|------|------------|-----|------|-----|-----|------|--------------|-----|------|------|-----|-----|-----|-----|-----|------|------|
|                     |          |       |     | FG        | FGA  | Pct  | 3FG        | FGA | Pct  | FT  | FTA | Pct  | Off          | Def | Tot  | Avg  | PF  | A   | TO  | Blk | Stl | Pts  | Avg  |
| RICE                | 11/05/19 | 91-43 | W   | 37        | 67   | .552 | 10         | 25  | .400 | 7   | 11  | .636 | 10           | 35  | 45   | 45.0 | 16  | 19  | 21  | 5   | 14  | 91   | 91.0 |
| NORTH TEXAS         | 11/12/19 | 66-43 | W   | 20        | 45   | .444 | 6          | 22  | .273 | 20  | 24  | .833 | 4            | 20  | 24   | 34.5 | 15  | 8   | 10  | 5   | 11  | 66   | 78.5 |
| MONTANA             | 11/16/19 | 64-46 | W   | 20        | 54   | .370 | 4          | 20  | .200 | 20  | 26  | .769 | 14           | 23  | 37   | 35.3 | 18  | 9   | 13  | 2   | 11  | 64   | 73.7 |
| TEXAS SOUTHERN      | 11/19/19 | 82-51 | W   | 31        | 71   | .437 | 6          | 26  | .231 | 14  | 18  | .778 | 11           | 25  | 36   | 35.5 | 14  | 13  | 10  | 10  | 13  | 82   | 75.8 |
| SOUTH DAKOTA        | 11/22/19 | 77-56 | W   | 31        | 66   | .470 | 4          | 20  | .200 | 11  | 12  | .917 | 7            | 29  | 36   | 35.6 | 20  | 11  | 8   | 6   | 8   | 77   | 76.0 |
| at Georgia Tech     | 11/25/19 | 62-61 | Wot | 22        | 59   | .373 | 7          | 25  | .280 | 11  | 16  | .688 | 3            | 27  | 30   | 34.7 | 22  | 14  | 14  | 4   | 15  | 62   | 73.7 |
| NORTHERN KY         | 11/30/19 | 66-60 | W   | 23        | 55   | .418 | 3          | 18  | .167 | 17  | 22  | .773 | 8            | 29  | 37   | 35.0 | 14  | 18  | 12  | 1   | 5   | 66   | 72.6 |
| AUSTIN PEAY         | 12/03/19 | 69-61 | W   | 22        | 46   | .478 | 9          | 23  | .391 | 16  | 18  | .889 | 5            | 22  | 27   | 34.0 | 19  | 11  | 20  | 6   | 9   | 69   | 72.1 |
| at Western Kentucky | 12/07/19 | 79-86 | Lot | 28        | 67   | .418 | 9          | 30  | .300 | 14  | 20  | .700 | 10           | 29  | 39   | 34.6 | 23  | 10  | 16  | 5   | 4   | 79   | 72.9 |
| TULSA               | 12/14/19 | 98-79 | W   | 34        | 60   | .567 | 11         | 30  | .367 | 19  | 29  | .655 | 5            | 26  | 31   | 34.2 | 22  | 18  | 8   | 7   | 12  | 98   | 75.4 |
| vs Valparaiso       | 12/21/19 | 72-68 | W   | 21        | 52   | .404 | 10         | 27  | .370 | 20  | 31  | .645 | 6            | 36  | 42   | 34.9 | 14  | 14  | 19  | 8   | 9   | 72   | 75.1 |
| at Indiana          | 12/29/19 | 71-64 | W   | 25        | 62   | .403 | 12         | 31  | .387 | 9   | 12  | .750 | 9            | 26  | 35   | 34.9 | 18  | 11  | 11  | 3   | 5   | 71   | 74.8 |
| TEXAS A&M           | 01/04/20 | 69-59 | W   | 24        | 58   | .414 | 10         | 29  | .345 | 11  | 15  | .733 | 8            | 19  | 27   | 34.3 | 17  | 12  | 9   | 2   | 9   | 69   | 74.3 |
| at LSU              | 01/08/20 | 77-79 | L   | 26        | 58   | .448 | 8          | 25  | .320 | 17  | 18  | .944 | 3            | 21  | 24   | 33.6 | 22  | 9   | 7   | 4   | 8   | 77   | 74.5 |
| at Ole Miss         | 01/11/20 | 76-72 | W   | 23        | 56   | .411 | 8          | 20  | .400 | 22  | 27  | .815 | 5            | 23  | 28   | 33.2 | 18  | 13  | 10  | 4   | 7   | 76   | 74.6 |
| VANDERBILT          | 01/15/20 | 75-55 | W   | 31        | 64   | .484 | 5          | 20  | .250 | 8   | 15  | .533 | 9            | 29  | 38   | 33.5 | 19  | 19  | 7   | 3   | 5   | 75   | 74.6 |
| KENTUCKY            | 01/18/20 | 66-73 | L   | 19        | 57   | .333 | 8          | 26  | .308 | 20  | 30  | .667 | 8            | 21  | 29   | 33.2 | 22  | 8   | 11  | 5   | 8   | 66   | 74.1 |
| at Mississippi St.  | 01/22/20 | 70-77 | L   | 30        | 63   | .476 | 4          | 20  | .200 | 6   | 11  | .545 | 7            | 24  | 31   | 33.1 | 23  | 12  | 7   | 5   | 5   | 70   | 73.9 |
| TCU                 | 01/25/20 | 78-67 | W   | 27        | 50   | .540 | 6          | 9   | .667 | 18  | 25  | .720 | 8            | 18  | 26   | 32.7 | 16  | 14  | 12  | 2   | 5   | 78   | 74.1 |
| SOUTH CAROLINA      | 01/29/20 | 77-79 | L   | 22        | 54   | .407 | 7          | 26  | .269 | 26  | 40  | .650 | 7            | 29  | 36   | 32.9 | 23  | 8   | 16  | 1   | 5   | 77   | 74.2 |
| at Alabama          | 02/01/20 | 82-78 | W   | 28        | 59   | .475 | 6          | 16  | .375 | 20  | 29  | .690 | 11           | 23  | 34   | 33.0 | 19  | 7   | 10  | 2   | 11  | 82   | 74.6 |
| AUBURN              | 02/04/20 | 76-79 | Lot | 25        | 59   | .424 | 10         | 25  | .400 | 16  | 26  | .615 | 6            | 21  | 27   | 32.7 | 22  | 11  | 10  | 2   | 14  | 76   | 74.7 |
| at Missouri         | 02/08/20 | 79-83 | Lot | 24        | 62   | .387 | 3          | 14  | .214 | 28  | 39  | .718 | 11           | 24  | 35   | 32.8 | 32  | 8   | 14  | 3   | 8   | 79   | 74.9 |
| at Tennessee        | 02/11/20 | 61-82 | L   | 15        | 49   | .306 | 5          | 16  | .313 | 26  | 36  | .722 | 11           | 18  | 29   | 32.6 | 26  | 6   | 14  | 2   | 9   | 61   | 74.3 |
| MISSISSIPPI ST.     | 02/15/20 | 77-78 | L   | 24        | 52   | .462 | 6          | 16  | .375 | 23  | 26  | .885 | 7            | 19  | 26   | 32.4 | 18  | 10  | 13  | 1   | 4   | 77   | 74.4 |
| at Florida          | 02/18/20 | 59-73 | L   | 22        | 55   | .400 | 3          | 16  | .188 | 12  | 19  | .632 | 11           | 15  | 26   | 32.1 | 22  | 9   | 12  | 1   | 6   | 59   | 73.8 |
| MISSOURI            | 02/22/20 | 78-68 | W   | 25        | 53   | .472 | 12         | 25  | .480 | 16  | 20  | .800 | 2            | 21  | 23   | 31.8 | 17  | 13  | 8   | 2   | 6   | 78   | 74.0 |
| TENNESSEE           | 02/26/20 | 86-69 | W   | 25        | 52   | .481 | 9          | 23  | .391 | 27  | 33  | .818 | 8            | 20  | 28   | 31.6 | 22  | 9   | 7   | 3   | 7   | 86   | 74.4 |
| at Georgia          | 02/29/20 | 89-99 | L   | 29        | 62   | .468 | 9          | 24  | .375 | 22  | 28  | .786 | 7            | 22  | 29   | 31.6 | 21  | 13  | 6   | 3   | 5   | 89   | 74.9 |
| Arkansas            |          | 2172  |     | 733       | 1667 | .440 | 210        | 647 | .325 | 496 | 676 | .734 | 221          | 694 | 915  | 31.6 | 574 | 337 | 335 | 107 | 238 | 2172 | 74.9 |
| Opponents           |          | 1988  |     | 694       | 1625 | .427 | 139        | 531 | .262 | 461 | 657 | .702 | 314          | 797 | 1111 | 38.3 | 613 | 291 | 471 | 89  | 143 | 1988 | 68.6 |

Games played: 29

Points/game: 74.9

FG Pct: 44.0

3FG Pct: 32.5

FT Pct: 73.4

Rebounds/game: 31.6

Assists/game: 11.6

Turnovers/game: 11.6

Assist/turnover ratio: 1.0

Steals/game: 8.2

Blocks/game: 3.7

## 2019-20 OPPONENT GAME-BY-GAME STATISTICS

| Opponent            | Date     | Score | W/L | • TOTAL • |      |      | • 3-PTRS • |     |      |     |     |      | • REBOUNDS • |     |      |      |     |     |     |     |     |      |      |
|---------------------|----------|-------|-----|-----------|------|------|------------|-----|------|-----|-----|------|--------------|-----|------|------|-----|-----|-----|-----|-----|------|------|
|                     |          |       |     | FG        | FGA  | Pct  | 3FG        | FGA | Pct  | FT  | FTA | Pct  | Off          | Def | Tot  | Avg  | PF  | A   | TO  | Blk | Stl | Pts  | Avg  |
| RICE                | 11/05/19 | 91-43 | W   | 16        | 56   | .286 | 2          | 25  | .080 | 9   | 15  | .600 | 6            | 21  | 27   | 27.0 | 16  | 7   | 27  | 2   | 9   | 43   | 43.0 |
| NORTH TEXAS         | 11/12/19 | 66-43 | W   | 17        | 51   | .333 | 2          | 17  | .118 | 7   | 12  | .583 | 14           | 23  | 37   | 32.0 | 22  | 8   | 18  | 0   | 3   | 43   | 43.0 |
| MONTANA             | 11/16/19 | 64-46 | W   | 18        | 56   | .321 | 2          | 16  | .125 | 8   | 14  | .571 | 15           | 24  | 39   | 34.3 | 22  | 10  | 23  | 5   | 5   | 46   | 44.0 |
| TEXAS SOUTHERN      | 11/19/19 | 82-51 | W   | 19        | 55   | .345 | 2          | 11  | .182 | 11  | 19  | .579 | 12           | 27  | 39   | 35.5 | 20  | 8   | 24  | 6   | 4   | 51   | 45.8 |
| SOUTH DAKOTA        | 11/22/19 | 77-56 | W   | 22        | 55   | .400 | 3          | 12  | .250 | 9   | 14  | .643 | 6            | 24  | 30   | 34.4 | 15  | 11  | 13  | 1   | 5   | 56   | 47.8 |
| at Georgia Tech     | 11/25/19 | 62-61 | Wot | 22        | 53   | .415 | 2          | 12  | .167 | 15  | 22  | .682 | 10           | 37  | 47   | 36.5 | 16  | 7   | 24  | 1   | 6   | 61   | 50.0 |
| NORTHERN KY         | 11/30/19 | 66-60 | W   | 20        | 51   | .392 | 8          | 24  | .333 | 12  | 15  | .800 | 5            | 27  | 32   | 35.9 | 19  | 9   | 12  | 4   | 10  | 60   | 51.4 |
| AUSTIN PEAY         | 12/03/19 | 69-61 | W   | 22        | 53   | .415 | 6          | 19  | .316 | 11  | 13  | .846 | 10           | 20  | 30   | 35.1 | 21  | 8   | 21  | 0   | 4   | 61   | 52.6 |
| at Western Kentucky | 12/07/19 | 79-86 | Lot | 31        | 67   | .463 | 5          | 19  | .263 | 19  | 28  | .679 | 12           | 32  | 44   | 36.1 | 19  | 11  | 15  | 4   | 7   | 86   | 56.3 |
| TULSA               | 12/14/19 | 98-79 | W   | 28        | 64   | .438 | 4          | 18  | .222 | 19  | 27  | .704 | 14           | 25  | 39   | 36.4 | 23  | 10  | 13  | 1   | 5   | 79   | 58.6 |
| vs Valparaiso       | 12/21/19 | 72-68 | W   | 27        | 72   | .375 | 7          | 25  | .280 | 7   | 11  | .636 | 9            | 34  | 43   | 37.0 | 27  | 13  | 16  | 1   | 9   | 68   | 59.5 |
| at Indiana          | 12/29/19 | 71-64 | W   | 25        | 59   | .424 | 5          | 21  | .238 | 9   | 18  | .500 | 12           | 29  | 41   | 37.3 | 17  | 12  | 14  | 3   | 4   | 64   | 59.8 |
| TEXAS A&M           | 01/04/20 | 69-59 | W   | 21        | 45   | .467 | 4          | 14  | .286 | 13  | 20  | .650 | 8            | 26  | 34   | 37.1 | 15  | 8   | 17  | 1   | 6   | 59   | 59.8 |
| at LSU              | 01/08/20 | 77-79 | L   | 27        | 66   | .409 | 4          | 15  | .267 | 21  | 28  | .750 | 23           | 30  | 53   | 38.2 | 16  | 8   | 13  | 5   | 1   | 79   | 61.1 |
| at Ole Miss         | 01/11/20 | 76-72 | W   | 22        | 54   | .407 | 3          | 13  | .231 | 25  | 26  | .962 | 10           | 30  | 40   | 38.3 | 24  | 6   | 16  | 4   | 5   | 72   | 61.9 |
| VANDERBILT          | 01/15/20 | 75-55 | W   | 19        | 48   | .396 | 5          | 20  | .250 | 12  | 22  | .545 | 4            | 26  | 30   | 37.8 | 17  | 12  | 16  | 1   | 0   | 55   | 61.4 |
| KENTUCKY            | 01/18/20 | 66-73 | L   | 24        | 54   | .444 | 5          | 14  | .357 | 20  | 27  | .741 | 12           | 35  | 47   | 38.4 | 24  | 12  | 16  | 5   | 5   | 73   | 62.1 |
| at Mississippi St.  | 01/22/20 | 70-77 | L   | 22        | 57   | .386 | 6          | 19  | .316 | 27  | 31  | .871 | 11           | 30  | 41   | 38.5 | 15  | 12  | 9   | 4   | 4   | 77   | 62.9 |
| TCU                 | 01/25/20 | 78-67 | W   | 24        | 50   | .480 | 6          | 19  | .316 | 13  | 20  | .650 | 13           | 21  | 34   | 38.3 | 23  | 11  | 19  | 3   | 3   | 67   | 63.2 |
| SOUTH CAROLINA      | 01/29/20 | 77-79 | L   | 28        | 55   | .509 | 6          | 20  | .300 | 17  | 33  | .515 | 5            | 31  | 36   | 38.2 | 33  | 14  | 16  | 2   | 4   | 79   | 64.0 |
| at Alabama          | 02/01/20 | 82-78 | W   | 27        | 60   | .450 | 8          | 31  | .258 | 16  | 24  | .667 | 15           | 26  | 41   | 38.3 | 25  | 11  | 17  | 6   | 7   | 78   | 64.6 |
| AUBURN              | 02/04/20 | 76-79 | Lot | 25        | 57   | .439 | 8          | 31  | .258 | 21  | 30  | .700 | 15           | 29  | 44   | 38.5 | 23  | 11  | 18  | 4   | 3   | 79   | 65.3 |
| at Missouri         | 02/08/20 | 79-83 | Lot | 23        | 60   | .383 | 3          | 16  | .188 | 34  | 44  | .773 | 16           | 36  | 52   | 39.1 | 27  | 6   | 17  | 2   | 8   | 83   | 66.0 |
| at Tennessee        | 02/11/20 | 61-82 | L   | 26        | 53   | .491 | 6          | 16  | .375 | 24  | 30  | .800 | 11           | 29  | 40   | 39.2 | 26  | 17  | 11  | 6   | 7   | 82   | 66.7 |
| MISSISSIPPI ST.     | 02/15/20 | 77-78 | L   | 30        | 51   | .588 | 3          | 7   | .429 | 15  | 22  | .682 | 4            | 24  | 28   | 38.7 | 23  | 9   | 16  | 6   | 5   | 78   | 67.2 |
| at Florida          | 02/18/20 | 59-73 | L   | 23        | 46   | .500 | 6          | 16  | .375 | 21  | 25  | .840 | 8            | 28  | 36   | 38.6 | 18  | 7   | 15  | 5   | 5   | 73   | 67.4 |
| MISSOURI            | 02/22/20 | 78-68 | W   | 24        | 56   | .429 | 4          | 21  | .190 | 16  | 20  | .800 | 10           | 26  | 36   | 38.5 | 20  | 13  | 13  | 3   | 4   | 68   | 67.4 |
| TENNESSEE           | 02/26/20 | 86-69 | W   | 24        | 54   | .444 | 4          | 17  | .235 | 17  | 27  | .630 | 11           | 20  | 31   | 38.2 | 24  | 8   | 12  | 2   | 3   | 69   | 67.5 |
| at Georgia          | 02/29/20 | 89-99 | L   | 38        | 67   | .567 | 10         | 23  | .435 | 13  | 20  | .650 | 13           | 27  | 40   | 38.3 | 23  | 12  | 10  | 2   | 2   | 99   | 68.6 |
| Opponents           |          | 1988  |     | 694       | 1625 | .427 | 139        | 531 | .262 | 461 | 657 | .702 | 314          | 797 | 1111 | 38.3 | 613 | 291 | 471 | 89  | 143 | 1988 | 68.6 |
| Arkansas            |          | 2172  |     | 733       | 1667 | .440 | 210        | 647 | .325 | 496 | 676 | .734 | 221          | 694 | 915  | 31.6 | 574 | 337 | 335 | 107 | 238 | 2172 | 74.9 |

Games played: 29

Points/game: 68.6

FG Pct: 42.7

3FG Pct: 26.2

FT Pct: 70.2

Rebounds/game: 38.3

Assists/game: 10.0

Turnovers/game: 16.2

Assist/turnover ratio: 0.6

Steals/game: 4.9

Blocks/game: 3.1

## ARKANSAS RAZORBACKS

### 2019-20 GAME-BY-GAME POINTS-ASSISTS-REBOUNDS

| Opponent   | Date     | Score | WL  | 0     | 1       | 2       | 3      | 5      | 12      | 13       | 14    | 15      | 24        | 33      | 35      |
|------------|----------|-------|-----|-------|---------|---------|--------|--------|---------|----------|-------|---------|-----------|---------|---------|
|            |          |       |     | CYLLA | JOE     | BAILEY  | SILLS  | HARRIS | STEVENS | OBUKWELU | BELL  | JONES   | HENDERSON | WHITT   | CHANEY  |
| RICE       | 11/05/19 | 91-43 | W   | 5-6-0 | 24-5-7  | 8-9-1   | 8-1-2  | 10-4-1 | 0-0-0   | 0-3-0    | --    | 32-7-3  | 2-3-0     | 2-4-5   | DNP     |
| N TX       | 11/12/19 | 66-43 | W   | 2-2-0 | 16-3-2  | 8-5-0   | 9-6-1  | 2-0-1  | DNP     | DNP      | --    | 16-6-2  | DNP       | 13-1-2  | DNP     |
| MONT       | 11/16/19 | 64-46 | W   | 0-2-0 | 9-5-2   | 12-11-1 | 5-3-0  | 5-1-0  | DNP     | DNP      | --    | 19-5-4  | DNP       | 14-7-2  | DNP     |
| TX SOU     | 11/19/19 | 82-51 | W   | 2-1-0 | 33-4-1  | 4-4-3   | 10-2-2 | 2-5-5  | 0-0-0   | DNP      | --    | 6-2-1   | 2-2-0     | 17-10-1 | 6-2-0   |
| SD         | 11/22/19 | 77-56 | W   | 7-4-0 | 5-5-5   | 7-3-0   | 6-4-1  | 8-1-2  | DNP     | DNP      | --    | 14-7-0  | DNP       | 24-7-1  | 6-2-2   |
| at GA TECH | 11/25/19 | 62-61 | WOT | 0-1-0 | 13-9-1  | 8-3-3   | 11-5-4 | 0-0-1  | DNP     | DNP      | --    | 24-6-3  | DNP       | 6-4-2   | 0-1-0   |
| NKU        | 11/30/19 | 66-60 | W   | 0-0-0 | 10-0-4  | 4-3-1   | 17-4-1 | 5-4-5  | DNP     | DNP      | DNP   | DNP-Inj | DNP       | 24-9-2  | 6-11-5  |
| APSU       | 12/03/19 | 69-61 | W   | 0-0-0 | 16-6-1  | 4-2-2   | 8-1-1  | 6-4-3  | DNP     | DNP      | DNP   | 16-4-2  | 2-4-0     | 17-2-1  | 0-2-1   |
| at WKU     | 12/07/19 | 79-86 | LOT | 0-0-0 | 18-4-2  | 7-4-0   | 20-1-0 | 9-1-2  | DNP     | DNP      | DNP   | 8-9-1   | 0-0-0     | 17-12-4 | 0-6-1   |
| TULSA      | 12/14/19 | 98-79 | W   | 0-0-0 | 20-3-1  | 8-3-0   | 9-0-3  | 4-3-3  | 0-0-0   | 0-0-0    | 0-0-0 | 41-6-4  | 0-3-1     | 11-5-4  | 5-7-2   |
| vs VALPO   | 12/21/19 | 72-68 | W   | 0-2-0 | 21-7-1  | 10-5-0  | 4-5-0  | 4-6-3  | DNP     | DNP      | DNP   | 20-9-4  | DNP       | 10-3-4  | 3-2-2   |
| at IND     | 12/29/19 | 71-64 | W   | DNP   | 24-5-0  | 3-8-0   | 10-5-1 | 0-1-1  | DNP     | DNP      | DNP   | 21-6-6  | DNP       | 7-3-3   | 6-4-0   |
| TX A&M     | 01/04/20 | 69-59 | W   | 0-1-0 | 17-5-2  | 2-1-0   | 13-4-1 | 6-4-5  | DNP     | DNP      | DNP   | 17-6-3  | DNP       | 12-4-1  | 2-0-0   |
| at LSU     | 01/08/20 | 77-79 | L   | DNP   | 13-3-1  | 8-7-0   | 8-2-1  | 2-1-2  | DNP     | DNP      | DNP   | 24-5-4  | 0-0-0     | 22-3-0  | 0-0-1   |
| at OM      | 01/11/20 | 76-72 | W   | 1-5-0 | 34-4-2  | 8-5-1   | 9-3-0  | 0-2-1  | DNP     | DNP      | DNP   | 13-6-9  | DNP       | 11-3-0  | 0-0-0   |
| VANDY      | 01/15/20 | 75-55 | W   | 0-0-0 | 12-4-3  | 3-5-0   | 13-7-2 | 2-2-4  | 0-0-0   | 0-0-0    | 0-1-0 | 1-7-8   | 0-0-0     | 30-8-0  | 14-3-2  |
| UK         | 01/18/20 | 66-73 | L   | DNP   | 13-5-0  | 6-5-2   | 4-2-1  | 6-2-1  | DNP     | DNP      | DNP   | 19-6-2  | DNP       | 14-5-2  | 4-3-0   |
| at MSU     | 01/22/20 | 70-77 | L   | 5-2-1 | 5-7-3   | 6-4-0   | 2-1-2  | 4-0-2  | DNP     | DNP      | DNP   | 20-7-4  | DNP       | 20-4-0  | 8-2-0   |
| TCU        | 01/25/20 | 78-67 | W   | 0-4-1 | DNP-Inj | 7-6-0   | 18-2-1 | 7-4-6  | DNP     | DNP      | DNP   | 20-5-4  | 0-0-0     | 20-2-2  | 6-1-0   |
| USC        | 01/29/20 | 77-79 | L   | 0-0-0 | 16-1-0  | 4-2-0   | 9-3-1  | 4-5-3  | DNP     | DNP      | DNP   | 34-12-4 | 0-0-0     | 7-3-0   | 3-7-0   |
| at BAMA    | 02/01/20 | 82-78 | W   | 0-2-0 | 0-1-0   | 0-1-0   | 7-1-2  | 11-2-2 | DNP     | DNP      | DNP   | 30-5-1  | DNP       | 26-4-2  | 8-11-0  |
| AUB        | 02/04/20 | 76-79 | LOT | 0-0-0 | DNP-Inj | 11-7-1  | 14-1-2 | 7-2-2  | DNP     | DNP      | DNP   | 40-3-5  | 0-1-0     | 0-7-1   | 4-6-0   |
| at MIZ     | 02/08/20 | 79-83 | LOT | 0-2-1 | DNP-Inj | 10-3-1  | 12-4-1 | 7-4-4  | 0-0-0   | DNP      | DNP   | 17-5-1  | 1-0-0     | 15-3-0  | 17-11-0 |
| at UT      | 02/11/20 | 61-82 | L   | 4-1-1 | DNP-Inj | 6-3-0   | 11-4-0 | 0-2-0  | 0-0-0   | 0-2-0    | 0-1-0 | 9-2-2   | 2-4-0     | 19-2-1  | 10-6-2  |
| MSU        | 02/15/20 | 77-78 | L   | 0-1-0 | DNP-Inj | 10-4-1  | 15-3-2 | 0-1-2  | DNP     | DNP      | 0-0-0 | 38-6-2  | 2-3-0     | 8-6-3   | 4-2-0   |
| at UF      | 02/18/20 | 59-73 | L   | 2-2-0 | DNP-Inj | 16-8-0  | 0-3-0  | 3-2-2  | DNP     | 0-0-0    | DNP   | 21-3-5  | 7-3-0     | 10-3-2  | 0-1-0   |
| MIZ        | 02/22/20 | 78-68 | W   | 0-0-0 | 21-3-3  | 11-5-0  | 17-3-1 | 3-0-3  | DNP     | DNP      | DNP   | 12-8-4  | 0-0-0     | 14-3-2  | 0-0-0   |
| UT         | 02/26/20 | 86-69 | W   | 0-0-0 | 22-3-1  | 2-2-0   | 13-4-0 | 4-0-1  | DNP     | 0-0-0    | DNP   | 37-2-3  | 2-9-0     | 6-6-4   | 0-0-0   |

## ARKANSAS RAZORBACKS

### 2019-20 STARTING LINEUPS

| Date    | Opponent          | 1st SUB                                      | Outcome     | RECORD BY 1ST SUB (including ties) | RECORD BY STARTER |
|---------|-------------------|--|-------------|------------------------------------|-------------------|
| Nov. 05 | Rice              | Whitt Sills Joe Jones Bailey Cylla           | W, 91-43    | Harris 9-4                         | Whitt (29) 18-11  |
| Nov. 12 | North Texas       | Whitt Sills Joe Jones Bailey Harris          | W, 66-43    | Chanev 6-3                         | Bailey (28) 17-11 |
| Nov. 16 | Montana           | Whitt Sills Joe Jones Bailey Cylla / Harris  | W, 64-46    | Cylla 4-2                          | Jones (27) 17-10  |
| Nov. 19 | Texas Southern    | Whitt Sills Joe Jones Bailey Harris          | W, 82-51    | Sills 3-1                          | Sills (24) 15-9   |
| Nov. 22 | South Dakota      | Whitt Sills Joe Jones Bailey Cylla           | W, 77-56    | Joe 0-1                            | Joe (22) 17-5     |
| Nov. 25 | @ Ga Tech         | Whitt Sills Joe Jones Bailey Chanev          | W, 62-61 ot | Jones 0-1                          | Chanev (7) 2-5    |
| Nov. 30 | Northern Ky       | Whitt Sills Joe Cylla Bailey Chanev / Harris | W, 66-60    | Jones 0-1                          | Harris (4) 2-2    |
| Dec. 03 | Austin Peay       | Whitt Sills Joe Jones Bailey Chanev / Harris | W, 69-61    | Henderson 1-2                      | Henderson (3) 1-2 |
| Dec. 07 | @ Western Ky      | Whitt Sills Joe Jones Bailey Chanev          | L, 79-86 ot | Cylla 1-0                          | Cylla (1) 1-0     |
| Dec. 14 | Tulsa             | Whitt Sills Joe Jones Bailey Harris          | W, 98-79    |                                    |                   |
| Dec. 22 | vs Valpo          | Whitt Sills Joe Jones Bailey Harris          | W, 72-68    |                                    |                   |
| Dec. 29 | at Indiana        | Whitt Sills Joe Jones Bailey Chanev          | W, 71-64    |                                    |                   |
| Jan. 04 | Texas A&M         | Whitt Sills Joe Jones Bailey Harris          | W, 69-59    |                                    |                   |
| Jan. 08 | @ LSU             | Whitt Sills Joe Jones Bailey Chanev          | L, 77-79    |                                    |                   |
| Jan. 11 | @ Ole Miss        | Whitt Sills Joe Jones Bailey Cylla           | W, 76-72    |                                    |                   |
| Jan. 15 | Vanderbilt        | Whitt Sills Joe Jones Bailey Chanev          | W, 75-55    |                                    |                   |
| Jan. 18 | Kentucky          | Whitt Sills Joe Jones Bailey Chanev/Harris   | L, 66-73    |                                    |                   |
| Jan. 22 | @ Miss State      | Whitt Sills Joe Jones Bailey Harris          | L, 70-77    |                                    |                   |
| Jan. 25 | TCU               | Whitt Harris Chanev Jones Bailey Sills       | W, 78-67    |                                    |                   |
| Jan. 29 | South Carolina    | Whitt Harris Chanev Jones Bailey Joe         | L, 77-79    |                                    |                   |
| Feb. 1  | @ Alabama         | Whitt Sills Joe Jones Chanev Harris          | W, 82-78    |                                    |                   |
| Feb. 4  | Auburn            | Whitt Sills Chanev Jones Bailey Harris       | L, 76-79 ot |                                    |                   |
| Feb. 8  | @ Missouri        | Whitt Sills Chanev Jones Bailey Harris       | L, 79-83 ot |                                    |                   |
| Feb. 11 | @ Tennessee       | Whitt Sills Chanev Harris Bailey Jones       | L, 61-82    |                                    |                   |
| Feb. 15 | Mississippi State | Whitt Sills Chanev Jones Bailey Cylla        | L, 77-78    |                                    |                   |
| Feb. 18 | @ Florida         | Whitt Sills Henderson Jones Bailey Cylla     | L, 59-73    |                                    |                   |
| Feb. 21 | Missouri          | Whitt Harris Joe Jones Bailey Sills/Chanev   | W, 78-68    |                                    |                   |
| Feb. 26 | Tennessee         | Whitt Henderson Joe Jones Bailey Sills       | W, 86-69    |                                    |                   |
| Ma. 01  | @ Georgia         | Whitt Henderson Joe Jones Bailey Sills       | L, 89-99    |                                    |                   |

## ARKANSAS RAZORBACKS

## 2019-20 SPECIALTY STATS (ARKANSAS/OPPONENT)

| Opponent       | Pts in Paint | Pts Off TO | 2nd Chance | Fast Break | Bench   | Ties | Lead Chng | Ark Largest Lead | Best Ark Run | Opp Largest Lead | Best Opp Run | Ark Led | Opp Opp | Gm Tied |
|----------------|--------------|------------|------------|------------|---------|------|-----------|------------------|--------------|------------------|--------------|---------|---------|---------|
| RICE           | 42 / 26      | 29 / 19    | 7 / 0      | 30 / 15    | 17 / 16 | 1    | 2         | 48 03:25 2nd     | 12 pts       | 2 16:57 1st      | 8 pts        | 37:35   | 0:45    | 1:40    |
| NORTH TEXAS    | 20 / 28      | 22 / 7     | 7 / 12     | 14 / 9     | 4 / 7   | 0    | 0         | 23 0:03 2nd      | 9 pts (2x)   | - - -            | 7 pts        | 38:41   | --      | 1:19    |
| MONTANA        | 26 / 28      | 23 / 12    | 16 / 11    | 14 / 6     | 5 / 10  | 1    | 0         | 20 1:35 2nd      | 8 pts        | - - -            | 6 pts        | 38:30   | --      | 1:30    |
| TEXAS SOUTHERN | 44 / 28      | 25 / 6     | 12 / 7     | 24 / 18    | 12 / 21 | 0    | 2         | 31 0:58 2nd      | 12 pts       | 1 17:44 1st      | 8 pts        | 38:13   | 0:18    | 1:29    |
| SOUTH DAKOTA   | 44 / 32      | 12 / 12    | 16 / 11    | 11 / 9     | 21 / 7  | 0    | 0         | 23 3:04 2nd      | 13 pts (2x)  | - - -            | 6 pts        | 39:42   | --      | 0:18    |
| @ Georgia Tech | 20 / 34      | 18 / 11    | 0 / 12     | 19 / 12    | 0 / 10  | 5    | 9         | 9 16:07 2nd      | 11 pts       | 3 9:02 1st       | 7 pts        | 32:08   | 3:15    | 9:36    |
| NORTHERN KY    | 38 / 18      | 19 / 11    | 7 / 5      | 15 / 7     | 11 / 0  | 1    | 2         | 12 8:49 2nd      | 10 pts       | 9 15:01 1st      | 8 pts        | 22:43   | 16:16   | 1:01    |
| AUSTIN PEAY    | 24 / 24      | 21 / 18    | 9 / 17     | 14 / 7     | 8 / 11  | 5    | 5         | 13 2:42 2nd      | 9 pts        | 5 19:43 1st      | 6 pts        | 31:43   | 4:13    | 4:11    |
| @ Western Ky   | 26 / 46      | 17 / 23    | 8 / 15     | 13 / 15    | 9 / 19  | 12   | 11        | 6 13:38 2nd      | 7 pts        | 7 19:34 2nd      | 9 pts        | 16:11   | 21:45   | 7:03    |
| Tulsa          | 30 / 42      | 23 / 8     | 5 / 14     | 27 / 8     | 9 / 10  | 0    | 2         | 23 2:30 2nd      | 12 pts       | 1 17:40 1st      | 6 pts        | 38:48   | 0:15    | 0:57    |
| vs Valpo       | 16 / 30      | 16 / 30    | 4 / 12     | 18 / 11    | 7 / 20  | 7    | 11        | 13 12:32 1st     | 8 pts        | 8 7:27 2nd       | 8 pts        | 22:10   | 14:53   | 2:57    |
| at Indiana     | 20 / 34      | 9 / 6      | 12 / 9     | 15 / 4     | 6 / 14  | 5    | 12        | 7 0:27 2nd       | 9 pts        | 11 16:04 2nd     | 7 pts        | 7:09    | 28:26   | 4:25    |
| TEXAS A&M      | 22 / 26      | 17 / 7     | 7 / 9      | 8 / 7      | 8 / 6   | 7    | 7         | 10 3x 2nd        | 6 pts        | 3 19:29 1st      | 4 pts        | 30:05   | 6:08    | 3:47    |
| @ LSU          | 24 / 34      | 15 / 10    | 0 / 26     | 16 / 4     | 2 / 4   | 13   | 19        | 11 4:06 1st      | 12 pts       | 8 19:20 2nd      | 8 pts        | 18:46   | 16:28   | 4:57    |
| @ Ole Miss     | 22 / 32      | 19 / 6     | 3 / 9      | 15 / 6     | 1 / 2   | 7    | 9         | 8 16:14 1st      | 10 pts       | 11 14:20 2nd     | 9 pts        | 15:01   | 22:27   | 2:32    |
| VANDERBILT     | 42 / 26      | 18 / 4     | 7 / 2      | 12 / 5     | 16 / 18 | 3    | 4         | 20 0:39 2nd      | 8 pts        | 3 11:02 1st      | 7 pts        | 34:41   | 3:39    | 1:40    |
| KENTUCKY       | 22 / 32      | 11 / 8     | 9 / 14     | 10 / 12    | 10 / 18 | 4    | 4         | 4 16:23 1st      | 7 pts        | 12 1:57 2nd      | 15 pts       | 5:28    | 31:24   | 3:08    |
| @ Miss State   | 46 / 24      | 9 / 10     | 8 / 11     | 17 / 15    | 17 / 18 | 3    | 6         | 5 9:37 1st       | 9 pts        | 11 2:21 2nd      | 9 pts        | 5:02    | 32:00   | 2:56    |
| TCU            | 34 / 34      | 15 / 11    | 12 / 15    | 18 / 6     | 18 / 10 | 4    | 3         | 15 7:53 2nd      | 9 pts        | 4 18:51 1st      | 6 pts        | 33:11   | 4:02    | 2:47    |
| SOUTH CAROLINA | 28 / 36      | 11 / 8     | 9 / 7      | 5 / 17     | 25 / 37 | 1    | 0         | - - -            | 9 pts        | 11 10:09 1st     | 6 pts        | --      | 37:43   | 2:17    |
| @ Alabama      | 28 / 36      | 27 / 13    | 11 / 17    | 16 / 6     | 11 / 5  | 3    | 11        | 7 8:35 2nd       | 9 pts        | 12 17:19 1st     | 12 pts       | 12:54   | 25:12   | 1:54    |
| Auburn         | 28 / 34      | 20 / 14    | 6 / 16     | 15 / 16    | 7 / 16  | 11   | 12        | 11 5:59 2nd      | 10 pts       | 5 1:42 OT        | 11 pts       | 22:47   | 15:47   | 6:26    |
| @ Mizzouri     | 32 / 38      | 24 / 14    | 11 / 16    | 8 / 4      | 19 / 8  | 7    | 8         | 3 4:44 2nd       | 9 pts        | 9 10:11 1st      | 9 pts        | 4:06    | 37:21   | 3:33    |
| @ Tennessee    | 16 / 40      | 10 / 8     | 8 / 13     | 10 / 5     | 15 / 16 | 1    | 1         | 3 19:34 1st      | 8 pts        | 27 9:46 2nd      | 8 pts        | 0:23    | 37:55   | 1:42    |
| MISSISSIPPI ST | 28 / 36      | 18 / 13    | 7 / 12     | 15 / 26    | 2 / 34  | 5    | 7         | 5 18:45 1st      | 9 pts        | 17 14:37 2nd     | 10 pts       | 8:58    | 28:37   | 2:25    |
| @ Florida      | 32 / 26      | 12 / 18    | 11 / 11    | 14 / 8     | 5 / 12  | 1    | 2         | 1 17:41 1st      | 10 pts       | 19 7:30 1st      | 10 pts       | 0:27    | 38:16   | 1:17    |
| MISSOURI       | 24 / 30      | 19 / 7     | 2 / 5      | 10 / 6     | 17 / 11 | 1    | 1         | 10 12:59 2nd     | 10 pts       | 13 9:59 1st      | 8 pts        | 20:47   | 17:49   | 1:23    |
| TENNESSEE      | 20 / 28      | 24 / 9     | 7 / 18     | 14 / 0     | 17 / 17 | 0    | 1         | 19 3:24 2nd      | 14 pts       | 1 19:17 1st      | 11 pts       | 37:57   | 1:20    | 0:43    |
| @ Georgia      | 30 / 50      | 11 / 9     | 7 / 16     | 8 / 11     | 26 / 19 | 0    | 0         | - - -            | 8 pts        | 18 8:24 1st      | 14 pts       | --      | 39:42   | 0:18    |

## DEFLECTIONS (Arkansas career Only)

| Player    | 16-17 | 17-18 | 18-19 | 19-20 | Career |
|-----------|-------|-------|-------|-------|--------|
| Bailey    | 45    | 106   | 110   | 127   | 388    |
| Bell      | -     | -     | -     | 3     | 3      |
| Chaney    | -     | -     | 115   | 63    | 178    |
| Cylla     | -     | -     | -     | 17    | 17     |
| Harris    | -     | -     | 92    | 49    | 141    |
| Henderson | -     | -     | 7     | 16    | 23     |
| Joe       | -     | -     | 110   | 50    | 160    |
| Jones     | -     | -     | 84    | 98    | 182    |
| Sills     | -     | -     | 60    | 75    | 135    |
| Whitt     | -     | -     | -     | 104   | 104    |

## MOST IN A GAME 2019-20:

- 10 Jones (Montana)
- 9 Bailey (VAL ● AUB)
- 8 Bailey (S DAK ● @LSU)
- 7 Bailey (Rice ● TXSOU) | Jones (TAM)
- 6 Chaney (TXSOU ● @MIZ) | Whitt (GT ● VAL)
- Bailey (WKU ● IND) | Jones (Tulsa) | Sills 6

## CHARGES DRAWN (Arkansas career Only)

| Player    | 16-17 | 17-18 | 18-19 | 19-20 | Career |
|-----------|-------|-------|-------|-------|--------|
| Bailey    | 4     | 4     | 3     | 4     | 33     |
| Chaney    | -     | -     | 0     | -     | 0      |
| Cylla     | -     | -     | -     | -     | 0      |
| Harris    | -     | -     | 4     | 5     | 9      |
| Henderson | -     | -     | 0     | 1     | 1      |
| Joe       | -     | -     | 27*   | 15    | 42     |
| Jones     | -     | -     | 0     | 4     | 4      |
| Sills     | -     | -     | 3     | 5     | 8      |
| Whitt     | -     | -     | -     | 6     | 6      |

\* - led team

## DUNKS (Arkansas career Only)

| Player    | 16-17 | 17-18 | 18-19 | 19-20 | Career |
|-----------|-------|-------|-------|-------|--------|
| Bailey    | 6     | 16    | 18    | 22    | 62     |
| Chaney    | -     | -     | 17    | 12    | 29     |
| Cylla     | -     | -     | -     | 2     | 2      |
| Harris    | -     | -     | 12    | 4     | 16     |
| Henderson | -     | -     | 2     | 5     | 7      |
| Joe       | -     | -     | 2     | 3     | 5      |
| Jones     | -     | -     | 0     | 1     | 1      |
| Sills     | -     | -     | 1     | 2     | 3      |
| Whitt     | -     | -     | -     | 11    | 11     |

## ARKANSAS RAZORBACKS

### 2019-20 GAME HIGHS IN...

| Opponent            | DATE     | SCORE | RESULT | POINTS                            | REBOUNDS                          | ASSISTS  | STEALS  | BLOCKED SHOTS                                   |
|---------------------|----------|-------|--------|-----------------------------------|-----------------------------------|--|---|---|
| RICE                | 11/05/19 | 91-43 | W      | 32-Mason Jones                    | 9-Adrio Bailey                    | 7-Isaiah Joe                                     | 5-Mason Jones                                   | 1-Whitt • Bailey<br>Cylla • Harris<br>Henderson |
| NORTH TEXAS         | 11/12/19 | 66-43 | W      | 16-Isaiah Joe                     | 6-Mason Jones                     | 2-Mason Jones<br>Isaiah Joe                      | 4-Adrio Bailey                                  | 1-Joe • Whitt Jr.<br>Harris • Bailey<br>Sills   |
| MONTANA             | 11/16/19 | 64-46 | W      | 19-Mason Jones                    | 11-Adrio Bailey                   | 4-Mason Jones                                    | 4-Jalen Harris<br>Mason Jones                   | 1-Mason Jones<br>Adrio Bailey                   |
| TEXAS SOUTHERN      | 11/19/19 | 82-51 | W      | 33-Isaiah Joe                     | 10-Jimmy Whitt Jr.                | 5-Jalen Harris                                   | 5-Isaiah Joe                                    | 5-Adrio Bailey                                  |
| SOUTH DAKOTA        | 11/22/19 | 77-56 | W      | 24-Jimmy Whitt Jr.                | 7-Mason Jones<br>Jimmy Whitt Jr.  | 5-Isaiah Joe                                     | 3-Jimmy Whitt Jr.<br>Adrio Bailey               | 3-Reggie Chaney                                 |
| at Georgia Tech     | 11/25/19 | 62-61 | W ot   | 24-Mason Jones                    | 9-Isaiah Joe                      | 4-Desi Sills                                     | 6-Isaiah Joe                                    | 2-Jimmy Whitt Jr.                               |
| NORTHERN KENTUCKY   | 11/30/19 | 66-60 | W      | 24-Jimmy Whitt Jr.                | 11-Reggie Chaney                  | 5-Jalen Harris<br>Reggie Chaney                  | 2-Desi Sills                                    | 1-Desi Sills                                    |
| AUSTIN PEAY         | 12/03/19 | 69-61 | W      | 17-Jimmy Whitt Jr.                | 6-Isaiah Joe                      | 3-Jalen Harris                                   | 2-Joe • Bailey<br>Sills • Chaney                | 3-Ethan Henderson                               |
| at Western Kentucky | 12/07/19 | 79-86 | L ot   | 20-Desi Sills                     | 12-Jimmy Whitt Jr.                | 4-Jimmy Whitt Jr.                                | 2-Desi Sills                                    | 3-Reggie Chaney                                 |
| TULSA               | 12/14/19 | 98-79 | W      | 41-Mason Jones                    | 7-Reggie Chaney                   | 4-Jimmy Whitt Jr.<br>Mason Jones                 | 4-Mason Jones                                   | 2-Adrio Bailey                                  |
| vs Valparaiso       | 12/21/19 | 72-68 | W      | 21-Isaiah Joe                     | 9-Mason Jones                     | 4-Jimmy Whitt Jr.<br>Mason Jones                 | 3-Adrio Bailey<br>Jimmy Whitt Jr.               | 5-Adrio Bailey                                  |
| at Indiana          | 12/29/19 | 71-64 | W      | 24-Isaiah Joe                     | 8-Adrio Bailey                    | 6-Mason Jones                                    | 2-Jimmy Whitt Jr.                               | 2-Adrio Bailey                                  |
| TEXAS A&M           | 01/04/20 | 69-59 | W      | 17-Mason Jones<br>Isaiah Joe      | 6-Mason Jones                     | 5-Jalen Harris                                   | 3-Mason Jones                                   | 1-Jimmy Whitt Jr.<br>Adrio Bailey               |
| at LSU              | 01/08/20 | 77-79 | L      | 24-Mason Jones                    | 7-Adrio Bailey                    | 4-Mason Jones                                    | 2-Mason Jones<br>Jalen Harris<br>Isaiah Joe     | 4-Adrio Bailey                                  |
| at Ole Miss         | 01/11/20 | 76-72 | W      | 34-Isaiah Joe                     | 6-Mason Jones                     | 9-Mason Jones                                    | 3-Mason Jones                                   | 2-Isaiah Joe<br>Adrio Bailey                    |
| VANDERBILT          | 01/15/20 | 75-55 | W      | 30-Jimmy Whitt Jr.                | 8-Jimmy Whitt Jr.                 | 8-Mason Jones                                    | 2-Desi Sills                                    | 2-Jimmy Whitt Jr.                               |
| KENTUCKY            | 01/18/20 | 66-73 | L      | 19-Mason Jones                    | 6-Mason Jones                     | 2-Jimmy Whitt Jr.<br>Adrio Bailey<br>Mason Jones | 3-Adrio Bailey                                  | 2-Adrio Bailey<br>Jimmy Whitt Jr.               |
| at Mississippi St.  | 01/22/20 | 70-77 | L      | 20-Mason Jones<br>Jimmy Whitt Jr. | 7-Isaiah Joe<br>Mason Jones       | 4-Mason Jones                                    | 1- Joe • Chaney<br>Whitt • Harris<br>Jones      | 1-Chaney • Harris<br>Whitt • Bailey<br>Jones    |
| TCU                 | 01/25/20 | 78-67 | W      | 20-Mason Jones<br>Jimmy Whitt Jr. | 6-Adrio Bailey                    | 6-Jalen Harris                                   | 2-Desi Sills                                    | 1-Jeantal Cylla<br>Adrio Bailey                 |
| SOUTH CAROLINA      | 01/29/20 | 77-79 | L      | 34-Mason Jones                    | 12-Mason Jones                    | 4-Mason Jones                                    | 1-Cylla • Jones<br>Whitt • Chaney<br>Joe        | 1-Adrio Bailey                                  |
| at Alabama          | 02/01/20 | 82-78 | W      | 30-Mason Jones                    | 11-Reggie Chaney                  | 2-Jalen Harris<br>Desi Sills                     | 4-Jimmy Whitt Jr.                               | 2-Reggie Chaney                                 |
| AUBURN              | 02/04/20 | 76-79 | LOT    | 40-Mason Jones                    | 7-Adrio Bailey<br>Jimmy Whitt Jr. | 5-Mason Jones                                    | 4-Desi Sills                                    | 1-Reggie Chaney<br>Adrio Bailey                 |
| at Missouri         | 02/08/20 | 79-83 | LOT    | 17-Reggie Chaney<br>Mason Jones   | 11-Reggie Chaney                  | 4-Jalen Harris                                   | 2-Adrio Bailey<br>Reggie Chaney<br>Jalen Harris | 2-Reggie Chaney                                 |
| at Tennessee        | 02/11/20 | 61-82 | L      | 19-Jimmy Whitt Jr.                | 6-Reggie Chaney                   | 2-Reggie Chaney<br>Mason Jones                   | 3-Jimmy Whitt Jr.                               | 2-Jamario Bell                                  |
| MISSISSIPPI ST.     | 02/15/20 | 77-78 | L      | 38-Mason Jones                    | 6-Jimmy Whitt Jr.<br>Mason Jones  | 3-Jimmy Whitt Jr.                                | 1-Sills • Chaney<br>Jones • Bailey              | 1-Adrio Bailey                                  |
| at Florida          | 02/18/20 | 59-73 | L      | 21-Mason Jones                    | 8-Adrio Bailey                    | 5-Mason Jones                                    | 3-Jimmy Whitt Jr.                               | 1-Ethan Henderson                               |
| MISSOURI            | 02/22/20 | 78-68 | W      | 21-Isaiah Joe                     | 8-Mason Jones                     | 4-Mason Jones                                    | 2-Adrio Bailey                                  | 1-Jalen Harris<br>Adrio Bailey                  |
| TENNESSEE           | 02/26/20 | 86-69 | W      | 37-Mason Jones                    | 9-Ethan Henderson                 | 4-Jimmy Whitt Jr.                                | 2-Jimmy Whitt Jr.<br>Isaiah Joe                 | 3-Ethan Henderson                               |
| at Georgia          | 02/29/20 | 89-99 | L      | 26-Mason Jones<br>Isaiah Joe      | 6-Desi Sills                      | 6-Jimmy Whitt Jr.                                | 2-Isaiah Joe<br>Jalen Harris                    | 2-Adrio Bailey                                  |

| LED TEAM IN POINTS<br>(including ties) |    |
|--|----|
| Jones                                  | 18 |
| Joe                                    | 8  |
| Whitt                                  | 7  |
| Sills                                  | 1  |
| Chaney                                 | 1  |

| LED TEAM IN REBS<br>(including ties) |    |
|--------------------------------------|----|
| Jones                                | 10 |
| Bailey                               | 7  |
| Whitt                                | 6  |
| Chaney                               | 5  |
| Joe                                  | 3  |
| Sills                                | 2  |
| Henderson                            | 1  |

| LED TEAM IN ASSISTS<br>(including ties) |    |
|---|----|
| Jones                                   | 15 |
| Whitt                                   | 8  |
| Harris                                  | 7  |
| Joe                                     | 3  |
| Sills                                   | 2  |
| Chaney                                  | 2  |
| Bailey                                  | 2  |

| LED TEAM IN STEALS<br>(including ties) |   |
|--|---|
| Jones                                  | 9 |
| Whitt                                  | 9 |
| Bailey                                 | 8 |
| Harris                                 | 8 |
| Sills                                  | 7 |
| Chaney                                 | 5 |
| Harris                                 | 5 |
| Cylla                                  | 1 |

| LED TEAM IN BLKS<br>(including ties) |    |
|--------------------------------------|----|
| Bailey                               | 18 |
| Whitt                                | 7  |
| Chaney                               | 5  |
| Harris                               | 4  |
| Henderson                            | 4  |
| Joe                                  | 2  |
| Sills                                | 2  |
| Jones                                | 2  |
| Cylla                                | 2  |
| Bell                                 | 1  |

| GAME 1    |  | 43 Rice |  | 19 24 |  | 43 91 |  | Arkansas |  | Nov. 5, 2019 • Fayetteville, Ark. • Bud Walton Arena |  | Arkansas |  |
|-----------|--|---------|--|-------|--|-------|--|----------|--|--|--|----------|--|
| SEC ESPN+ |  | 43      |  | 19 24 |  | 43 91 |  | Arkansas |  | Nov. 5, 2019 • Fayetteville, Ark. • Bud Walton Arena |  | Arkansas |  |

Rice 43 • 0-1

| #               | Player          | Total  |        | 3-Ptr     |      | Rebounds |       |       | PF    | TP | A | TO | Blk | Stl | Min |
|-----------------|-----------------|--------|--------|-----------|------|----------|-------|-------|-------|----|---|----|-----|-----|-----|
|                 |                 | FG-FGA | FG-FGA | FT-FTA    | Off  | Def      | Tot   |       |       |    |   |    |     |     |     |
| 10              | Robert Martin   | f      | 1-7    | 0-2       | 3-4  | 1        | 2     | 3     | 3     | 5  | 0 | 4  | 0   | 0   | 29  |
| 02              | Trey Murphy III | g      | 3-10   | 0-5       | 1-2  | 1        | 1     | 2     | 2     | 7  | 0 | 3  | 1   | 0   | 30  |
| 03              | Ako Adams       | g      | 4-10   | 2-7       | 3-3  | 0        | 1     | 1     | 3     | 13 | 1 | 6  | 0   | 1   | 19  |
| 23              | Drew Peterson   | g      | 0-5    | 0-3       | 0-0  | 0        | 8     | 8     | 0     | 0  | 2 | 4  | 0   | 0   | 23  |
| 24              | Chris Mullins   | g      | 1-7    | 0-2       | 0-2  | 1        | 2     | 3     | 1     | 2  | 1 | 1  | 1   | 2   | 24  |
| 00              | Payton Moore    | g      | 1-3    | 0-2       | 0-0  | 0        | 0     | 0     | 1     | 2  | 1 | 4  | 0   | 0   | 15  |
| 01              | Josh Parrish    | g      | 2-4    | 0-0       | 0-0  | 0        | 1     | 1     | 2     | 4  | 0 | 0  | 0   | 1   | 15  |
| 04              | Quincy Olivari  | g      | 2-6    | 0-4       | 2-4  | 0        | 2     | 2     | 3     | 6  | 1 | 0  | 0   | 1   | 14  |
| 05              | Addison Owen    | g      | 0-0    | 0-0       | 0-0  | 0        | 0     | 0     | 0     | 0  | 0 | 0  | 0   | 0   | 2   |
| 13              | Tommy McCarthy  | g      | 0-1    | 0-0       | 0-0  | 0        | 0     | 0     | 0     | 0  | 0 | 0  | 0   | 0   | 3   |
| 14              | Reed Myers      | g      | 0-0    | 0-0       | 0-0  | 0        | 0     | 0     | 0     | 0  | 0 | 0  | 0   | 0   | 2   |
| 15              | Max Fiedler     | g      | 2-3    | 0-0       | 0-0  | 0        | 2     | 2     | 0     | 4  | 0 | 0  | 0   | 0   | 7   |
| 20              | Zach Crisler    | g      | 0-0    | 0-0       | 0-0  | 0        | 0     | 0     | 1     | 0  | 1 | 2  | 0   | 0   | 12  |
| 35              | Tim Harrison    | g      | 0-0    | 0-0       | 0-0  | 1        | 1     | 2     | 0     | 0  | 0 | 0  | 0   | 0   | 5   |
| Team            |                 |        |        |           | 2    | 1        | 3     |       |       |    | 3 |    |     |     |     |
| Totals          |                 |        | 16-56  | 2-25      | 9-15 | 6        | 21    | 27    | 16    | 43 | 7 | 27 | 2   | 9   | 200 |
| FG % 1st Half:  |                 | 8-25   | 32.0%  | 2nd half: | 8-31 | 25.8%    | Game: | 16-56 | 28.6% |    |   |    |     |     |     |
| 3FG % 1st Half: |                 | 2-13   | 15.4%  | 2nd half: | 0-12 | 0.0%     | Game: | 2-25  | 8.0%  |    |   |    |     |     |     |
| FT % 1st Half:  |                 | 1-4    | 25.0%  | 2nd half: | 8-11 | 72.7%    | Game: | 9-15  | 60.0% |    |   |    |     |     |     |

Arkansas 91 • 1-0

| #               | Player          | Total  |        | 3-Ptr     |       | Rebounds |       |       | PF    | TP | A  | TO | Blk | Stl | Min |
|-----------------|-----------------|--------|--------|-----------|-------|----------|-------|-------|-------|----|----|----|-----|-----|-----|
|                 |                 | FG-FGA | FG-FGA | FT-FTA    | Off   | Def      | Tot   |       |       |    |    |    |     |     |     |
| 02              | Adrio Bailey    | f      | 4-7    | 0-0       | 0-0   | 2        | 7     | 9     | 3     | 8  | 1  | 3  | 1   | 3   | 21  |
| 01              | Isaiah Joe      | g      | 10-18  | 4-11      | 0-0   | 0        | 5     | 5     | 1     | 24 | 7  | 5  | 0   | 0   | 32  |
| 03              | Desi Sills      | g      | 4-8    | 0-3       | 0-0   | 0        | 1     | 1     | 3     | 8  | 2  | 3  | 0   | 1   | 29  |
| 15              | Mason Jones     | g      | 12-18  | 4-8       | 4-4   | 1        | 6     | 7     | 0     | 32 | 3  | 3  | 0   | 5   | 33  |
| 33              | Jimmy Whitt Jr. | g      | 1-4    | 0-0       | 0-0   | 2        | 2     | 4     | 0     | 2  | 5  | 2  | 1   | 1   | 28  |
| 00              | Jeantal Cylia   | g      | 2-7    | 0-1       | 1-2   | 1        | 5     | 6     | 2     | 5  | 0  | 2  | 1   | 0   | 21  |
| 05              | Jalen Harris    | g      | 3-4    | 2-2       | 2-4   | 0        | 4     | 4     | 4     | 10 | 1  | 2  | 1   | 3   | 22  |
| 12              | Ty Stevens      | g      | 0-0    | 0-0       | 0-1   | 0        | 0     | 0     | 0     | 0  | 0  | 0  | 0   | 0   | 1   |
| 13              | Emeka Obukwelu  | g      | 0-0    | 0-0       | 0-0   | 1        | 2     | 3     | 0     | 0  | 0  | 0  | 0   | 0   | 1   |
| 24              | Ethan Henderson | g      | 1-1    | 0-0       | 0-0   | 0        | 3     | 3     | 3     | 2  | 0  | 1  | 1   | 1   | 12  |
| Team            |                 |        |        |           | 3     | 0        | 3     |       |       |    |    |    |     |     |     |
| Totals          |                 |        | 37-67  | 10-25     | 7-11  | 10       | 35    | 45    | 16    | 91 | 19 | 21 | 5   | 14  | 200 |
| FG % 1st Half:  |                 | 16-33  | 48.5%  | 2nd half: | 21-34 | 61.8%    | Game: | 37-67 | 55.2% |    |    |    |     |     |     |
| 3FG % 1st Half: |                 | 4-12   | 33.3%  | 2nd half: | 6-13  | 46.2%    | Game: | 10-25 | 40.0% |    |    |    |     |     |     |
| FT % 1st Half:  |                 | 3-4    | 75.0%  | 2nd half: | 4-7   | 57.1%    | Game: | 7-11  | 63.6% |    |    |    |     |     |     |

Officials: Robert Felder, Gerald Williams, K.B. Burdett Jr.  
 Technical fouls: Rice-None, Arkansas-None.  
 Attendance: 17274

| Score by periods | 1st | 2nd | Total |
|------------------|-----|-----|-------|
| Rice             | 19  | 24  | 43    |
| Arkansas         | 39  | 52  | 91    |

|        | In    | Off | 2nd    | Fast  | Bench |
|--------|-------|-----|--------|-------|-------|
| Points | Paint | T/O | Chance | Break |       |
| RICE   | 26    | 19  | 0      | 15    | 16    |
| ARK    | 42    | 29  | 5      | 30    | 17    |

Last FG - RICE 2nd-00:36, ARK 2nd-00:24.  
 Largest lead - RICE by 2 1st-16:57, ARK by 48 2nd-03:25.  
 RICE led for 00:45. ARK led for 37:35. Game was tied for 01:40.

Score tied - 1 time.  
 Lead changed - 2 times.

| GAME 3         |  | 46 Montana |  | 18 28 |  | 46 64 |  | Arkansas |  | Nov. 16, 2019 • Fayetteville, Ark. • Bud Walton Arena |  | Arkansas |  |
|----------------|--|------------|--|-------|--|-------|--|----------|--|---|--|----------|--|
| SEC ESPN+ Griz |  | 46         |  | 18 28 |  | 46 64 |  | Arkansas |  | Nov. 16, 2019 • Fayetteville, Ark. • Bud Walton Arena |  | Arkansas |  |

Montana 46 • 1-2

| #               | Player               | Total  |        | 3-Ptr     |       | Rebounds |       |       | PF    | TP | A  | TO | Blk | Stl | Min |
|-----------------|----------------------|--------|--------|-----------|-------|----------|-------|-------|-------|----|----|----|-----|-----|-----|
|                 |                      | FG-FGA | FG-FGA | FT-FTA    | Off   | Def      | Tot   |       |       |    |    |    |     |     |     |
| 00              | Kyle Owens           | f      | 0-2    | 0-0       | 0-0   | 1        | 1     | 2     | 3     | 0  | 1  | 0  | 0   | 0   | 13  |
| 23              | Mack Anderson        | f      | 4-7    | 0-0       | 1-1   | 3        | 4     | 7     | 4     | 9  | 1  | 3  | 2   | 0   | 25  |
| 02              | Kendal Manuel        | g      | 5-16   | 2-7       | 0-0   | 0        | 5     | 5     | 2     | 12 | 0  | 1  | 0   | 1   | 32  |
| 03              | Josh Vazquez         | g      | 0-7    | 0-4       | 2-2   | 1        | 1     | 2     | 3     | 2  | 3  | 0  | 0   | 2   | 21  |
| 04              | Sayed Pridgett       | g      | 5-12   | 0-1       | 3-5   | 3        | 4     | 7     | 3     | 13 | 2  | 7  | 1   | 1   | 38  |
| 01              | Timmy Falls          | g      | 1-4    | 0-2       | 0-2   | 0        | 2     | 2     | 4     | 2  | 3  | 5  | 1   | 1   | 31  |
| 05              | Eddy Egun            | g      | 0-3    | 0-2       | 0-0   | 0        | 2     | 2     | 1     | 0  | 1  | 2  | 0   | 0   | 14  |
| 35              | Derrick Carter-Holli | g      | 3-5    | 0-0       | 2-4   | 2        | 3     | 5     | 2     | 8  | 0  | 1  | 1   | 0   | 26  |
| Team            |                      |        |        |           | 5     | 2        | 7     |       |       |    | 1  |    |     |     |     |
| Totals          |                      |        | 18-56  | 2-16      | 8-14  | 15       | 24    | 39    | 22    | 46 | 10 | 23 | 5   | 5   | 200 |
| FG % 1st Half:  |                      | 8-31   | 25.8%  | 2nd half: | 10-25 | 40.0%    | Game: | 18-56 | 32.1% |    |    |    |     |     |     |
| 3FG % 1st Half: |                      | 0-6    | 0.0%   | 2nd half: | 2-10  | 20.0%    | Game: | 2-16  | 12.5% |    |    |    |     |     |     |
| FT % 1st Half:  |                      | 2-3    | 66.7%  | 2nd half: | 6-11  | 54.5%    | Game: | 8-14  | 57.1% |    |    |    |     |     |     |

Arkansas 64 • 3-0

| #               | Player          | Total  |        | 3-Ptr     |       | Rebounds |       |       | PF    | TP | A | TO | Blk | Stl | Min |
|-----------------|-----------------|--------|--------|-----------|-------|----------|-------|-------|-------|----|---|----|-----|-----|-----|
|                 |                 | FG-FGA | FG-FGA | FT-FTA    | Off   | Def      | Tot   |       |       |    |   |    |     |     |     |
| 02              | Adrio Bailey    | f      | 4-7    | 0-1       | 4-6   | 5        | 6     | 11    | 4     | 12 | 1 | 1  | 1   | 0   | 31  |
| 01              | Isaiah Joe      | g      | 2-13   | 2-9       | 3-5   | 0        | 5     | 5     | 1     | 9  | 2 | 0  | 0   | 0   | 37  |
| 03              | Desi Sills      | g      | 2-8    | 0-4       | 1-2   | 1        | 2     | 3     | 4     | 5  | 0 | 3  | 0   | 2   | 25  |
| 15              | Mason Jones     | g      | 5-13   | 1-5       | 8-8   | 3        | 2     | 5     | 2     | 19 | 4 | 2  | 1   | 4   | 35  |
| 33              | Jimmy Whitt Jr. | g      | 6-12   | 0-0       | 2-3   | 2        | 5     | 7     | 3     | 14 | 2 | 4  | 0   | 1   | 28  |
| 00              | Jeantal Cylia   | g      | 0-0    | 0-0       | 0-0   | 1        | 1     | 2     | 2     | 0  | 0 | 3  | 0   | 0   | 19  |
| 05              | Jalen Harris    | g      | 1-1    | 1-1       | 2-2   | 1        | 0     | 1     | 2     | 5  | 0 | 0  | 0   | 4   | 25  |
| Team            |                 |        |        |           | 1     | 2        | 3     |       |       |    |   |    |     |     |     |
| Totals          |                 |        | 20-54  | 4-20      | 20-26 | 14       | 23    | 37    | 18    | 64 | 9 | 13 | 2   | 11  | 200 |
| FG % 1st Half:  |                 | 10-28  | 35.7%  | 2nd half: | 10-26 | 38.5%    | Game: | 20-54 | 37.0% |    |   |    |     |     |     |
| 3FG % 1st Half: |                 | 3-13   | 23.1%  | 2nd half: | 1-7   | 14.3%    | Game: | 4-20  | 20.0% |    |   |    |     |     |     |
| FT % 1st Half:  |                 | 8-11   | 72.7%  | 2nd half: | 12-15 | 80.0%    | Game: | 20-26 | 76.9% |    |   |    |     |     |     |

Officials: Troy Mathis, Randy Heimerman, Vladimir Voyard-Tadal  
 Technical fouls: Montana-None, Arkansas-None.  
 Attendance: 13058

| Score by periods | 1st | 2nd | Total |
|------------------|-----|-----|-------|
| Montana          | 18  | 28  | 46    |
| Arkansas         | 31  | 33  | 64    |

|        | In    | Off | 2nd    | Fast  | Bench |
|--------|-------|-----|--------|-------|-------|
| Points | Paint | T/O | Chance | Break |       |
| MONT   | 28    | 12  | 10     | 6     | 10    |
| ARK    | 26    | 23  | 14     | 14    | 5     |

Last FG - MONT 2nd-03:49, ARK 2nd-02:20.  
 Largest lead - MONT None, ARK by 20 2nd-01:35.  
 MONT led for 00:00. ARK led for 38:03. Game was tied for 01:30.

Score tied - 1 time.  
 Lead changed - 0 times.

| GAME 2              |  | 43 North Texas |  | 16 17 |  | 43 66 |  | Arkansas |  | Nov. 12, 2019 • Fayetteville, Ark. • Bud Walton Arena |  | Arkansas |  |
|---------------------|--|----------------|--|-------|--|-------|--|----------|--|---|--|----------|--|
| SEC ESPN+ Razorback |  | 43             |  | 16 17 |  | 43 66 |  | Arkansas |  | Nov. 12, 2019 • Fayetteville, Ark. • Bud Walton Arena |  | Arkansas |  |

North Texas 43 • 1-2

| North Texas 43 • 1-2 |                 |   |        |                 |        |             |     |       |                     |    |    |    |   |    |     |     |     |
|----------------------|-----------------|---|--------|-----------------|--------|-------------|-----|-------|---------------------|----|----|----|---|----|-----|-----|-----|
| #                    | Player          |   | Total  |                 | 3-Ptr  | Rebounds    |     |       |                     |    | PF | TP | A | TO | Blk | Stl | Min |
|                      |                 |   | FG-FGA | FG-FGA          | FT-FTA | Off         | Def | Tot   |                     |    |    |    |   |    |     |     |     |
| 23                   | Deng Geu        | f | 4-6    | 1-2             | 1-2    | 0           | 6   | 6     | 3                   | 10 | 0  | 2  | 0 | 0  | 0   | 25  |     |
| 24                   | Zachary Simmons | f | 3-7    | 0-0             | 0-1    | 4           | 5   | 9     | 4                   | 6  | 1  | 0  | 0 | 0  | 0   | 17  |     |
| 00                   | James Reese     | g | 1-5    | 0-3             | 2-2    | 1           | 2   | 3     | 1                   | 4  | 2  | 0  | 0 | 1  | 0   | 22  |     |
| 01                   | Umoja Gibson    | g | 3-11   | 1-5             | 0-2    | 0           | 2   | 2     | 1                   | 7  | 1  | 0  | 0 | 0  | 0   | 32  |     |
| 03                   | Javion Hamlet   | g | 3-9    | 0-2             | 3-3    | 1           | 0   | 1     | 0                   | 9  | 1  | 5  | 0 | 0  | 0   | 27  |     |
| 02                   | Roosevelt Smart |   | 1-4    | 0-3             | 1-2    | 0           | 0   | 0     | 1                   | 3  | 0  | 2  | 0 | 1  | 0   | 17  |     |
| 04                   | Jalen Jackson   |   | 0-2    | 0-0             | 0-0    | 1           | 1   | 2     | 3                   | 0  | 2  | 2  | 0 | 1  | 0   | 8   |     |
| 10                   | Jahmiah Simmons |   | 0-0    | 0-0             | 0-0    | 0           | 1   | 1     | 3                   | 0  | 0  | 1  | 0 | 0  | 0   | 7   |     |
| 13                   | Thomas Bell     |   | 0-3    | 0-1             | 0-0    | 0           | 4   | 4     | 1                   | 0  | 1  | 1  | 0 | 0  | 0   | 22  |     |
| 22                   | Larry Wise      |   | 2-4    | 0-1             | 0-0    | 2           | 1   | 3     | 0                   | 4  | 0  | 2  | 0 | 0  | 0   | 11  |     |
| 55                   | DJ Draper       |   | 0-0    | 0-0             | 0-0    | 0           | 0   | 0     | 5                   | 0  | 0  | 1  | 0 | 0  | 0   | 12  |     |
| Team                 |                 |   |        |                 |        | 5           | 1   | 6     |                     |    | 2  |    |   |    |     |     |     |
| Totals               |                 |   | 17-51  | 2-17            | 7-12   | 14          | 23  | 37    | 22                  | 43 | 8  | 18 | 0 | 3  | 200 |     |     |
| FG % 1st Half: 7-26  |                 |   | 26.9%  | 2nd half: 10-25 | 40.0%  | Game: 17-51 |     | 33.3% | Deadball Rebound 2. |    |    |    |   |    |     |     |     |
| 3FG % 1st Half: 0-9  |                 |   | 0.0%   | 2nd half: 2-8   | 25.0%  | Game: 2-17  |     | 11.8% |                     |    |    |    |   |    |     |     |     |
| FT % 1st Half: 2-2   |                 |   | 100.0% | 2nd half: 5-10  | 50.0%  | Game: 7-12  |     | 58.3% |                     |    |    |    |   |    |     |     |     |

|  |  |   |  |           |  |                 |  |       |  |    |  |           |  |   |  |
|--|--|---|--|-----------|--|-----------------|--|-------|--|----|--|-----------|--|---|--|
| <b>GAME 5</b>  |  |  |  | <b>56</b> |  | South Dakota    |  | 24 32 |  | 56 |  | <b>77</b> |  |  |  |
|  |  |   |  |           |  | <b>ARKANSAS</b> |  | 39 38 |  | 77 |  |           |  |   |  |
|  |  |   |  |           |  |                 |  |       |  |    |  |           |  |   |  |
| Nov. 22, 2019 • Fayetteville, Ark. • Bud Walton Arena                            |  |   |  |           |  |                 |  |       |  |    |  |           |  |   |  |

**South Dakota 56 • 5-1**

|                      |                   | Total  |                 | 3-Ptr  | Rebounds |             |     |       |    |    |    |     |     |     |          |
|----------------------|-------------------|--------|-----------------|--------|----------|-------------|-----|-------|----|----|----|-----|-----|-----|----------|
| #                    | Player            | FG-FGA | FG-FGA          | FT-FTA | Off      | Def         | Tot | PF    | TP | A  | TO | Blk | Stl | Min |          |
| 25                   | Tyler Hagedorn    | f      | 5-12            | 0-2    | 5-6      | 2           | 5   | 7     | 2  | 15 | 3  | 2   | 0   | 32  |          |
| 00                   | Stanley Umude     | g      | 5-14            | 1-1    | 2-2      | 1           | 7   | 8     | 0  | 13 | 0  | 1   | 1   | 0   | 32       |
| 03                   | Triston Simpson   | g      | 3-6             | 0-1    | 0-0      | 0           | 1   | 1     | 0  | 6  | 3  | 3   | 0   | 1   | 39       |
| 10                   | Cody Kelley       | g      | 4-9             | 2-6    | 0-2      | 0           | 3   | 3     | 4  | 10 | 2  | 3   | 0   | 1   | 34       |
| 22                   | Tyler Peterson    | g      | 2-5             | 0-0    | 1-2      | 2           | 1   | 3     | 4  | 5  | 3  | 2   | 0   | 2   | 31       |
| 01                   | Ty Chisom         |        | 2-4             | 0-0    | 1-2      | 0           | 4   | 4     | 3  | 5  | 0  | 1   | 0   | 1   | 15       |
| 05                   | Kruz Perrott-Hunt |        | 0-1             | 0-1    | 0-0      | 0           | 1   | 1     | 1  | 0  | 0  | 1   | 0   | 0   | 4        |
| 20                   | Brandon Armstrong |        | 1-4             | 0-1    | 0-0      | 0           | 1   | 1     | 1  | 2  | 0  | 0   | 0   | 0   | 13       |
| Team                 |                   |        |                 |        |          | 1           | 1   | 2     |    |    |    |     |     |     |          |
| Totals               |                   |        | 22-55           | 3-12   | 9-14     | 6           | 24  | 30    | 15 | 56 | 11 | 13  | 1   | 5   | 200      |
| FG % 1st Half: 10-30 |                   | 33.3%  | 2nd half: 12-25 |        | 48.0%    | Game: 22-55 |     | 40.0% |    |    |    |     |     |     | Deadball |
| 3FG % 1st Half: 1-6  |                   | 16.7%  | 2nd half: 2-6   |        | 33.3%    | Game: 3-12  |     | 25.0% |    |    |    |     |     |     | Rebounds |
| FT % 1st Half: 3-7   |                   | 42.9%  | 2nd half: 6-7   |        | 85.7%    | Game: 9-14  |     | 64.3% |    |    |    |     |     |     | 2,2      |

**Arkansas 77 • 5-0**

| #                    | Player          | Total  |                 | 3-Ptr  | Rebounds |             |     | PF    | TP | A  | TO | Blk | Stl | Min |          |
|----------------------|-----------------|--------|-----------------|--------|----------|-------------|-----|-------|----|----|----|-----|-----|-----|----------|
|                      |                 | FG-FGA | FG-FGA          | FT-FTA | Off      | Def         | Tot |       |    |    |    |     |     |     |          |
| 02                   | Adrio Bailey    | f      | 3-7             | 1-1    | 0-0      | 0           | 3   | 3     | 4  | 7  | 0  | 1   | 1   | 3   | 21       |
| 01                   | Isaiah Joe      | g      | 2-10            | 1-6    | 0-0      | 2           | 3   | 5     | 2  | 5  | 5  | 1   | 0   | 0   | 35       |
| 03                   | Desi Sills      | g      | 2-8             | 1-6    | 1-1      | 0           | 4   | 4     | 2  | 6  | 1  | 3   | 0   | 0   | 24       |
| 15                   | Mason Jones     | g      | 5-12            | 0-3    | 4-4      | 1           | 6   | 7     | 4  | 14 | 0  | 3   | 0   | 1   | 33       |
| 33                   | Jimmy Whitt Jr. | g      | 11-14           | 0-0    | 2-3      | 1           | 6   | 7     | 1  | 24 | 1  | 0   | 1   | 3   | 35       |
| 00                   | Jeantal Cylla   |        | 3-7             | 1-2    | 0-0      | 1           | 3   | 4     | 2  | 7  | 0  | 0   | 1   | 0   | 14       |
| 05                   | Jalen Harris    |        | 2-5             | 0-2    | 4-4      | 0           | 1   | 1     | 1  | 8  | 2  | 0   | 0   | 0   | 23       |
| 35                   | Reggie Chaney   |        | 3-3             | 0-0    | 0-0      | 1           | 1   | 2     | 4  | 6  | 2  | 0   | 3   | 1   | 15       |
| Team                 |                 |        |                 |        |          | 1           | 2   | 3     |    |    |    |     |     |     |          |
| Totals               |                 |        | 31-66           | 4-20   | 11-12    | 7           | 29  | 36    | 20 | 77 | 11 | 8   | 6   | 8   | 200      |
| FG % 1st Half: 15-35 |                 | 42.9%  | 2nd half: 16-31 |        | 51.6%    | Game: 31-66 |     | 47.0% |    |    |    |     |     |     | Deadball |
| 3FG % 1st Half: 4-14 |                 | 28.6%  | 2nd half: 0-6   |        | 0.0%     | Game: 4-20  |     | 20.0% |    |    |    |     |     |     | Rebounds |
| FT % 1st Half: 5-6   |                 | 83.3%  | 2nd half: 6-6   |        | 100.0%   | Game: 11-12 |     | 91.7% |    |    |    |     |     |     | 3,1      |

Officials: Nathan Bemis, R.B. Clyburn, Owen Shortt  
 Technical fouls: South Dakota-None. Arkansas-None.  
 Attendance: 12581

| Score by periods | 1st | 2nd | Total |
|------------------|-----|-----|-------|
| South Dakota     | 24  | 32  | 56    |
| Arkansas         | 39  | 38  | 77    |

Last FG - SD 2nd-02:11, ARK 2nd-01:14.

Largest lead - SD None, ARK by 23 2nd-03:04.

SD led for 00:00. ARK led for 39:42. Game was tied for 00:18.

Score tied - 0 times.  
 Lead changed - 0 times.

|   |  |   |  |   |  |    |  |                   |  |    |    |    |    |  |   |  |
|---|--|---|--|---|--|----|--|-------------------|--|----|----|----|----|--|---|--|
| GAME 7  |  |  |  |  |  | 60 |  | Northern Kentucky |  | 28 | 32 | 60 | 66 |  |  |  |
| SEC   |  | ESPN  |  |   |  | 60 |  | ARKANSAS          |  | 33 | 33 | 66 | 66 |  |   |  |
| Nov. 30, 2019 • Fayetteville, Ark. • Bud Walton Arena |  |   |  |   |  |    |  |                   |  |    |    |    |    |  |   |  |

**Northern Kentucky 60 • 5-3**

| #                    | Player          |   | Total  |                 | 3-Ptr  | Rebounds    |     |       |          |    | PF | TP | A | TO | Blk | Stl | Min |
|----------------------|-----------------|---|--------|-----------------|--------|-------------|-----|-------|----------|----|----|----|---|----|-----|-----|-----|
|                      |                 |   | FG-FGA | FG-FGA          | FT-FTA | Off         | Def | Tot   |          |    |    |    |   |    |     |     |     |
| 00                   | Silas Adheke    | f | 0-0    | 0-0             | 0-0    | 0           | 4   | 4     | 0        | 0  | 0  | 0  | 1 | 0  | 1   | 10  |     |
| 32                   | Dantez Walton   | f | 10-14  | 4-6             | 6-8    | 1           | 9   | 10    | 3        | 30 | 2  | 5  | 4 | 4  | 38  |     |     |
| 05                   | Bryson Langdon  | g | 2-7    | 1-3             | 1-1    | 1           | 2   | 3     | 4        | 6  | 0  | 2  | 0 | 1  | 36  |     |     |
| 12                   | Trevon Faulkner | g | 4-13   | 1-4             | 5-6    | 0           | 2   | 2     | 2        | 14 | 4  | 1  | 0 | 2  | 39  |     |     |
| 15                   | Tyler Sharpe    | g | 4-11   | 2-6             | 0-0    | 0           | 3   | 3     | 5        | 10 | 2  | 2  | 0 | 1  | 37  |     |     |
| 01                   | Adham Eleeda    |   | 0-4    | 0-4             | 0-0    | 0           | 5   | 5     | 2        | 0  | 1  | 1  | 0 | 1  | 25  |     |     |
| 14                   | Karl Harris     |   | 0-1    | 0-0             | 0-0    | 0           | 0   | 0     | 3        | 0  | 0  | 0  | 0 | 0  | 7   |     |     |
| 30                   | Bryant Mocabey  |   | 0-1    | 0-1             | 0-0    | 0           | 0   | 0     | 0        | 0  | 0  | 0  | 0 | 0  | 8   |     |     |
| Team                 |                 |   |        |                 |        | 3           | 2   | 5     |          |    |    |    |   |    |     |     |     |
| Totals               |                 |   | 20-51  | 8-24            | 12-15  | 5           | 27  | 32    | 19       | 60 | 9  | 12 | 4 | 10 | 200 |     |     |
| FG % 1st Half: 10-26 |                 |   | 38.5%  | 2nd half: 10-25 | 40.0%  | Game: 20-51 |     | 39.2% | Deadball |    |    |    |   |    |     |     |     |
| 3FG % 1st Half: 5-13 |                 |   | 38.5%  | 2nd half: 3-11  | 27.3%  | Game: 8-24  |     | 33.3% | Rebounds |    |    |    |   |    |     |     |     |
| FT % 1st Half: 3-4   |                 |   | 75.0%  | 2nd half: 9-11  | 81.8%  | Game: 12-15 |     | 80.0% |          |    |    |    |   |    |     |     |     |

**Arkansas 66 • 7-0**

| #                    | Player          |   | Total  |                 | 3-Ptr  | Rebounds |             |     |       |    | PF | TP | A  | TO | Blk | Stl | Min |          |
|----------------------|-----------------|---|--------|-----------------|--------|----------|-------------|-----|-------|----|----|----|----|----|-----|-----|-----|----------|
|                      |                 |   | FG-FGA | FG-FGA          | FT-FTA | Off      | Def         | Tot |       |    |    |    |    |    |     |     |     |          |
| 00                   | Jeantal Cylla   | f | 0-0    | 0-0             | 0-0    | 0        | 0           | 0   | 0     | 0  | 0  | 0  | 0  | 0  | 0   | 0   | 6   |          |
| 02                   | Adrio Bailey    | f | 1-5    | 0-1             | 2-3    | 1        | 2           | 3   | 0     | 4  | 1  | 3  | 0  | 1  | 1   | 19  | 19  |          |
| 01                   | Isaiah Joe      | g | 2-11   | 2-10            | 4-5    | 0        | 0           | 0   | 1     | 10 | 4  | 3  | 0  | 0  | 0   | 39  | 39  |          |
| 03                   | Desi Sills      | g | 7-15   | 0-5             | 3-5    | 0        | 4           | 4   | 3     | 17 | 1  | 2  | 1  | 2  | 39  | 39  | 39  |          |
| 33                   | Jimmy Whitt Jr. | g | 9-15   | 0-0             | 6-7    | 3        | 6           | 9   | 4     | 24 | 2  | 1  | 0  | 1  | 38  | 38  | 38  |          |
| 05                   | Jalen Harris    | g | 1-4    | 1-2             | 2-2    | 0        | 4           | 4   | 1     | 5  | 5  | 2  | 0  | 1  | 35  | 35  | 35  |          |
| 35                   | Reggie Chaney   | g | 3-5    | 0-0             | 0-0    | 2        | 9           | 11  | 5     | 6  | 5  | 1  | 0  | 0  | 24  | 24  | 24  |          |
| Team                 |                 |   |        |                 |        | 2        | 4           | 6   |       |    |    |    |    |    |     |     |     |          |
| Totals               |                 |   |        | 23-55           | 3-18   | 17-22    | 8           | 29  | 37    | 14 | 66 | 18 | 12 | 1  | 5   | 200 |     |          |
| FG % 1st Half: 14-31 |                 |   | 45.2%  | 2nd half: 9-24  |        | 37.5%    | Game: 23-55 |     | 41.8% |    |    |    |    |    |     |     |     | Deadball |
| 3FG % 1st Half: 2-10 |                 |   | 20.0%  | 2nd half: 1-8   |        | 12.5%    | Game: 3-18  |     | 16.7% |    |    |    |    |    |     |     |     | Rebounds |
| FT % 1st Half: 3-6   |                 |   | 50.0%  | 2nd half: 14-16 |        | 87.5%    | Game: 17-22 |     | 77.3% |    |    |    |    |    |     |     |     | 2        |

Officials: Wil Howard, Patrick Evans, Tony Greene  
 Technical fouls: Northern Kentucky-None. Arkansas-None.  
 Attendance: 14080

| Score by periods  | 1st | 2nd | Total |
|-------------------|-----|-----|-------|
| Northern Kentucky | 28  | 32  | 60    |
| Arkansas          | 33  | 33  | 66    |

Last FG - NKU 2nd-00:24, ARK 2nd-02:45.

Largest lead - NKU by 9 1st-15:01, ARK by 12 2nd-08:49.

NKU led for 16:16. ARK led for 22:43. Game was tied for 01:01.

Score tied - 1 time.  
 Lead changed - 2 times.

|   |   |  |              |    |    |   |    |    |   |
|---|---|--|--------------|----|----|---|----|----|---|
| <br>ACCN<br>ESPN |  | 62   | ARKANSAS     | 33 | 26 | 3 | 62 | 61 |  |
|   |   |  | Georgia Tech | 30 | 29 | 2 | 61 |    |   |
|   |   | Nov. 25, 2019 • Atlanta, Ga. • McCamish Pavilion |              |    |    |   |    |    |   |

**Arkansas 62 • 6-0**

| #                    | Player          |   | Total |                | 3-Ptr  |         | Rebounds |             |    | PF    | TP       | A  | TO | Blk | Stl | Min |
|----------------------|-----------------|---|-------|----------------|--------|---------|----------|-------------|----|-------|----------|----|----|-----|-----|-----|
|                      |                 |   | FG-FA | FG-FGA         | FT-FTA | Off     | Def      | Tot         |    |       |          |    |    |     |     |     |
| 02                   | Adrio Bailey    | f | 3-5   | 0-0            | 2-2    | 0       | 2        | 2           | 3  | 8     | 3        | 3  | 1  | 2   | 32  |     |
| 01                   | Isaiah Joe      | g | 4-15  | 3-11           | 2-2    | 0       | 9        | 9           | 3  | 13    | 1        | 1  | 0  | 6   | 43  |     |
| 03                   | Desi Sills      | g | 5-9   | 1-3            | 0-0    | 2       | 2        | 4           | 4  | 11    | 4        | 2  | 0  | 1   | 39  |     |
| 15                   | Mason Jones     | g | 7-13  | 3-8            | 7-10   | 0       | 7        | 7           | 4  | 24    | 3        | 6  | 0  | 5   | 39  |     |
| 33                   | Jimmy Whitt Jr. | g | 3-12  | 0-0            | 0-2    | 0       | 4        | 4           | 3  | 6     | 2        | 0  | 2  | 0   | 44  |     |
| 00                   | Jeantal Cylla   | g | 0-2   | 0-2            | 0-0    | 0       | 1        | 1           | 2  | 0     | 0        | 0  | 0  | 0   | 8   |     |
| 05                   | Jalen Harris    | g | 0-2   | 0-1            | 0-0    | 0       | 0        | 0           | 1  | 0     | 1        | 1  | 0  | 0   | 8   |     |
| 35                   | Reggie Chaney   | g | 0-1   | 0-0            | 0-0    | 1       | 1        | 2           | 2  | 0     | 0        | 1  | 1  | 1   | 12  |     |
| Team                 |                 |   |       |                |        | 0       | 1        | 1           |    |       |          |    |    |     |     |     |
| Totals               |                 |   | 22-59 | 7-25           | 11-16  | 3       | 27       | 30          | 22 | 62    | 14       | 14 | 4  | 15  | 225 |     |
|                      |                 |   |       |                |        |         |          |             |    |       |          |    |    |     |     |     |
| FG % 1st Half: 12-31 |                 |   | 38.7% | 2nd half: 9-23 | 39.1%  | OT: 1-5 | 20.0%    | Game: 22-59 |    | 37.3% | Deadball |    |    |     |     |     |
| 3FG % 1st Half: 5-15 |                 |   | 33.3% | 2nd half: 1-7  | 14.3%  | OT: 1-3 | 33.3%    | Game: 7-25  |    | 28.0% | Rebounds |    |    |     |     |     |
| FT % 1st Half: 4-7   |                 |   | 57.1% | 2nd half: 7-8  | 87.5%  | OT: 1-0 | 0.0%     | Game: 11-16 |    | 68.8% | 2        |    |    |     |     |     |

| GAME 9            |  | 79       |  | 28 45 6 79       |  | 86          |  | WKU   |  |
|-------------------|--|----------|--|------------------|--|-------------|--|---|--|
| Arkansas 79 • 8-1 |  | Arkansas |  | Western Kentucky |  | 33 40 13 86 |  | Dec. 7, 2019 • Bowling Green, Ky. • E.A. Diddle Arena |  |

| #               | Player          | Total  |        | 3-Ptr     |        | Rebounds |     |     | PF    | TP    | A     | TO    | Blk               | Stl | Min |
|-----------------|-----------------|--------|--------|-----------|--------|----------|-----|-----|-------|-------|-------|-------|-------------------|-----|-----|
|                 |                 | FG-FGA | FT-FTA | FG-FGA    | FT-FTA | Off      | Def | Tot |       |       |       |       |                   |     |     |
| 02              | Adrio Bailey    | f      | 3-6    | 0-1       | 1-2    | 2        | 2   | 4   | 4     | 7     | 0     | 0     | 1                 | 0   | 30  |
| 01              | Isaiah Joe      | g      | 6-15   | 5-14      | 1-3    | 1        | 3   | 4   | 1     | 18    | 2     | 5     | 1                 | 0   | 42  |
| 03              | Desi Sills      | g      | 7-11   | 3-7       | 3-3    | 0        | 1   | 1   | 4     | 20    | 0     | 3     | 0                 | 2   | 36  |
| 15              | Mason Jones     | g      | 1-9    | 0-4       | 6-6    | 1        | 8   | 9   | 3     | 8     | 1     | 3     | 0                 | 0   | 36  |
| 33              | Jimmy Whitt Jr. | g      | 8-18   | 0-0       | 1-3    | 3        | 9   | 12  | 5     | 17    | 4     | 1     | 0                 | 1   | 44  |
| 00              | Jeantal Cylia   |        | 0-0    | 0-0       | 0-0    | 0        | 0   | 0   | 0     | 0     | 0     | 0     | 0                 | 0   | 0+  |
| 05              | Jalen Harris    |        | 3-8    | 1-4       | 2-3    | 0        | 1   | 1   | 3     | 9     | 2     | 1     | 0                 | 1   | 23  |
| 24              | Ethan Henderson |        | 0-0    | 0-0       | 0-0    | 0        | 0   | 0   | 0     | 0     | 0     | 0     | 0                 | 0   | 1   |
| 35              | Reggie Chaney   |        | 0-0    | 0-0       | 0-0    | 2        | 4   | 6   | 3     | 0     | 1     | 2     | 3                 | 0   | 13  |
|                 | Team            |        |        |           |        | 1        | 1   | 2   |       |       |       |       |                   |     |     |
| Totals          |                 |        | 28-67  | 9-30      | 14-20  | 10       | 29  | 39  | 23    | 79    | 10    | 16    | 5                 | 4   | 225 |
| FG % 1st Half:  |                 | 12-27  | 44.4%  | 2nd half: | 14-33  | 42.4%    | OT: | 2-7 | 28.6% | Game: | 28-67 | 41.8% | Deadball Rebounds |     |     |
| 3FG % 1st Half: |                 | 3-11   | 27.3%  | 2nd half: | 6-16   | 37.5%    | OT: | 0-3 | 0.0%  | Game: | 9-30  | 30.0% | Rebounds          |     |     |
| FT % 1st Half:  |                 | 1-4    | 25.0%  | 2nd half: | 11-12  | 91.7%    | OT: | 2-4 | 50.0% | Game: | 14-20 | 70.0% | 3                 |     |     |

## Western Kentucky 86 • 7-3

| #               | Player                | Total  |        | 3-Ptr     |        | Rebounds |     |     | PF    | TP    | A     | TO    | Blk               | Stl | Min |
|-----------------|-----------------------|--------|--------|-----------|--------|----------|-----|-----|-------|-------|-------|-------|-------------------|-----|-----|
|                 |                       | FG-FGA | FT-FTA | FG-FGA    | FT-FTA | Off      | Def | Tot |       |       |       |       |                   |     |     |
| 02              | Jared Savage          | f      | 4-10   | 3-8       | 3-3    | 0        | 6   | 6   | 0     | 14    | 0     | 2     | 0                 | 2   | 39  |
| 22              | Carson Williams       | f      | 3-6    | 0-0       | 2-3    | 1        | 6   | 7   | 2     | 8     | 1     | 1     | 2                 | 0   | 33  |
| 23              | Charles Bassey        | c      | 4-6    | 0-0       | 2-2    | 4        | 2   | 6   | 3     | 10    | 1     | 4     | 1                 | 0   | 23  |
| 05              | Camron Justice        | g      | 5-12   | 1-5       | 1-2    | 0        | 4   | 4   | 4     | 12    | 1     | 4     | 0                 | 2   | 31  |
| 11              | Taveion Hollingsworth | g      | 8-14   | 1-3       | 6-8    | 2        | 7   | 9   | 4     | 23    | 6     | 2     | 0                 | 2   | 43  |
| 03              | Jordan Rawls          |        | 1-7    | 0-1       | 0-2    | 0        | 0   | 0   | 1     | 2     | 1     | 1     | 0                 | 1   | 18  |
| 04              | Josh Anderson         |        | 5-8    | 0-2       | 5-8    | 1        | 5   | 6   | 4     | 15    | 1     | 1     | 1                 | 0   | 32  |
| 10              | Jeremiah Gambrell     |        | 0-1    | 0-0       | 0-0    | 0        | 0   | 0   | 0     | 0     | 0     | 0     | 0                 | 0   | 2   |
| 14              | Matt Horton           |        | 1-3    | 0-0       | 0-0    | 2        | 0   | 2   | 1     | 2     | 0     | 0     | 0                 | 0   | 4   |
|                 | Team                  |        |        |           |        | 2        | 2   | 4   |       |       |       |       |                   |     |     |
| Totals          |                       |        | 31-67  | 5-19      | 19-28  | 12       | 32  | 44  | 19    | 86    | 11    | 15    | 4                 | 7   | 225 |
| FG % 1st Half:  |                       | 13-32  | 40.6%  | 2nd half: | 14-29  | 48.3%    | OT: | 4-6 | 66.7% | Game: | 31-67 | 46.3% | Deadball Rebounds |     |     |
| 3FG % 1st Half: |                       | 3-11   | 27.3%  | 2nd half: | 2-7    | 28.6%    | OT: | 0-1 | 0.0%  | Game: | 5-19  | 26.3% | Rebounds          |     |     |
| FT % 1st Half:  |                       | 4-9    | 44.4%  | 2nd half: | 10-13  | 76.9%    | OT: | 5-6 | 83.3% | Game: | 19-28 | 67.9% | 4                 |     |     |

Officials: Kevin Mathis, Joe DeRosa, Antonio Petty  
 Technical fouls: Arkansas-None. Western Kentucky-None.  
 Attendance: 6862

| Score by periods | 1st | 2nd | OT | Total |
|------------------|-----|-----|----|-------|
| Arkansas         | 28  | 45  | 6  | 79    |
| Western Kentucky | 33  | 40  | 13 | 86    |

Last FG - ARK OT-03:12, WKU OT-00:06.

Largest lead - ARK by 6 2nd-13:38, WKU by 7 2nd-19:34.

ARK led for 16:12, WKU led for 21:45. Game was tied for 07:03.

Score tied - 12 times.  
 Lead changed - 11 times.

| GAME 11             |  | 68       |  | 34 34 68 72 |  | 72 |  | VALPO   |  |
|---------------------|--|----------|--|-------------|--|----|--|---|--|
| Valparaiso 68 • 7-6 |  | Arkansas |  | 32 40 72 72 |  | 72 |  | Dec. 22, 2019 • N. Little Rock, Ark. • Simmons Bank Arena |  |

## Valparaiso 68 • 7-6

| #                    | Player               |   | Total  |                 | 3-Ptr  | Rebounds    |     |       |                   |    | PF | TP | A | TO | Blk | Stl | Min |
|----------------------|----------------------|---|--------|-----------------|--------|-------------|-----|-------|-------------------|----|----|----|---|----|-----|-----|-----|
|                      |                      |   | FG-FGA | FT-FTA          | FG-FGA | FT-FTA      | Off | Def   | Tot               |    |    |    |   |    |     |     |     |
| 05                   | Donovan Clay         | f | 1-3    | 1-1             | 0-0    | 0           | 2   | 2     | 4                 | 3  | 0  | 3  | 0 | 0  | 0   | 16  |     |
| 22                   | Mileek McMillan      | f | 6-10   | 1-4             | 1-1    | 2           | 7   | 9     | 5                 | 14 | 1  | 1  | 0 | 0  | 0   | 24  |     |
| 33                   | John Kiser           | f | 4-6    | 0-1             | 0-0    | 0           | 5   | 5     | 3                 | 8  | 1  | 0  | 0 | 0  | 0   | 29  |     |
| 00                   | Javon Freeman-Libert | g | 7-21   | 3-9             | 4-8    | 0           | 7   | 7     | 4                 | 21 | 6  | 5  | 0 | 4  | 4   | 38  |     |
| 04                   | Daniel Sackey        | g | 1-12   | 0-3             | 0-0    | 1           | 4   | 5     | 3                 | 2  | 4  | 4  | 0 | 3  | 3   | 36  |     |
| 02                   | Zion Morgan          |   | 2-6    | 0-2             | 0-0    | 2           | 7   | 9     | 2                 | 4  | 1  | 0  | 1 | 0  | 1   | 13  |     |
| 10                   | Eron Gordon          |   | 4-10   | 2-5             | 0-0    | 1           | 0   | 1     | 4                 | 10 | 0  | 3  | 0 | 1  | 1   | 28  |     |
| 23                   | Ben Krikke           |   | 2-4    | 0-0             | 2-2    | 2           | 1   | 3     | 2                 | 6  | 0  | 0  | 0 | 1  | 1   | 16  |     |
|                      | Team                 |   |        |                 |        | 1           | 1   | 2     |                   |    |    |    |   |    |     |     |     |
| Totals               |                      |   | 27-72  | 7-25            | 7-11   | 9           | 34  | 43    | 27                | 68 | 13 | 16 | 1 | 9  |     | 200 |     |
| FG % 1st Half: 14-36 |                      |   | 38.9%  | 2nd half: 13-36 | 36.1%  | Game: 27-72 |     | 37.5% | Deadball Rebounds |    |    |    |   |    |     |     |     |
| 3FG % 1st Half: 2-10 |                      |   | 20.0%  | 2nd half: 5-15  | 33.3%  | Game: 7-25  |     | 28.0% | 3                 |    |    |    |   |    |     |     |     |
| FT % 1st Half: 4-7   |                      |   | 57.1%  | 2nd half: 3-4   | 75.0%  | Game: 7-11  |     | 63.6% |                   |    |    |    |   |    |     |     |     |

## Arkansas 72 • 10-1

| #                    | Player          | Total  |                 | 3-Ptr  | Rebounds    |       |                  |    |    | PF | TP | A  | TO | Blk | Stl | Min |
|----------------------|-----------------|--------|-----------------|--------|-------------|-------|------------------|----|----|----|----|----|----|-----|-----|-----|
|                      |                 | FG-FGA | FT-FTA          | FG-FGA | Off         | Def   | Tot              |    |    |    |    |    |    |     |     |     |
| 02                   | Adrio Bailey    | f      | 3-5             | 2-3    | 2-5         | 1     | 4                | 5  | 1  | 10 | 0  | 1  | 5  | 3   | 27  |     |
| 01                   | Isaiah Joe      | f      | 5-16            | 5-14   | 6-7         | 0     | 7                | 7  | 2  | 21 | 1  | 1  | 1  | 1   | 38  |     |
| 03                   | Desi Sills      | g      | 1-4             | 1-3    | 1-2         | 1     | 4                | 5  | 0  | 4  | 0  | 1  | 1  | 1   | 20  |     |
| 15                   | Mason Jones     | g      | 5-12            | 2-5    | 8-9         | 1     | 8                | 9  | 4  | 20 | 4  | 7  | 0  | 0   | 29  |     |
| 33                   | Jimmy Whitt Jr. | g      | 5-10            | 0-0    | 0-1         | 2     | 1                | 3  | 2  | 10 | 4  | 3  | 0  | 3   | 37  |     |
| 00                   | Jeantal Cylia   |        | 0-0             | 0-0    | 0-0         | 0     | 2                | 2  | 1  | 0  | 0  | 1  | 0  | 1   | 4   |     |
| 05                   | Jalen Harris    |        | 2-4             | 0-2    | 0-1         | 1     | 5                | 6  | 2  | 4  | 3  | 2  | 1  | 1   | 32  |     |
| 35                   | Reggie Chaney   |        | 0-1             | 0-0    | 3-6         | 0     | 2                | 2  | 2  | 3  | 2  | 2  | 0  | 0   | 13  |     |
|                      | Team            |        |                 |        |             | 0     | 3                | 3  |    |    |    |    |    |     |     |     |
| Totals               |                 |        | 21-52           | 10-27  | 20-31       | 6     | 36               | 42 | 14 | 72 | 14 | 19 | 8  | 9   | 200 |     |
| FG % 1st Half: 12-28 |                 | 42.9%  | 2nd half: 9-24  | 37.5%  | Game: 21-52 | 40.4% | Deadball Rebound |    |    |    |    |    |    |     |     |     |
| 3FG % 1st Half: 4-13 |                 | 30.8%  | 2nd half: 6-14  | 42.9%  | Game: 10-27 | 37.0% | 2.1              |    |    |    |    |    |    |     |     |     |
| FT % 1st Half: 4-10  |                 | 40.0%  | 2nd half: 16-21 | 76.2%  | Game: 20-31 | 64.5% |                  |    |    |    |    |    |    |     |     |     |

Officials: Chris Ford, John Hampton, Steven Anderson  
 Technical fouls: Valparaiso-Eron Gordon. Arkansas-TEAM.  
 Attendance: 15630

| Score by periods | 1st | 2nd | Total |
|------------------|-----|-----|-------|
| Valparaiso       | 34  | 34  | 68    |
| Arkansas         | 32  | 40  | 72    |

Last FG - VALPO 2nd-00:26, ARK 2nd-00:53.

Largest lead - VALPO by 8 2nd-07:27, ARK by 13 1st-12:32.

VALPO led for 14:53, ARK led for 22:10. Game was tied for 02:57.

Score tied - 7 times.  
 Lead changed - 11 times.

| GAME 10        |  | 79       |  | 34 45 79 98 |  | 98 |  | Tulsa   |  |
|----------------|--|----------|--|-------------|--|----|--|---|--|
| Tulsa 79 • 8-3 |  | Arkansas |  | 50 48 98 98 |  | 98 |  | Dec. 14, 2019 • Fayetteville, Ark. • Bud Walton Arena |  |

| Tulsa 79 • 8-3  |                      |        |        |           |       |          |       |       |       |                   |    |    |     |     |     |  |
|-----------------|----------------------|--------|--------|-----------|-------|----------|-------|-------|-------|-------------------|----|----|-----|-----|-----|--|
| ##              | Player               | Total  |        |           | 3-Ptr | Rebounds |       |       | PF    | TP                | A  | TO | Blk | Stl | Min |  |
|                 |                      | FG-FGA | FG-FGA | FT-FTA    | Off   | Def      | Tot   |       |       |                   |    |    |     |     |     |  |
| 01              | Martins Igbanu       | f      | 6-10   | 0-1       | 6-9   | 2        | 3     | 5     | 3     | 18                | 0  | 3  | 0   | 1   | 29  |  |
| 00              | Brandon Rachal       | g      | 6-14   | 0-3       | 2-4   | 2        | 6     | 8     | 1     | 14                | 0  | 3  | 1   | 0   | 32  |  |
| 03              | Elijah Joiner        | g      | 5-7    | 1-2       | 8-11  | 0        | 4     | 4     | 2     | 19                | 2  | 1  | 0   | 1   | 32  |  |
| 11              | Darrien Jackson      | g      | 4-7    | 0-0       | 2-2   | 2        | 2     | 4     | 4     | 10                | 2  | 1  | 0   | 3   | 26  |  |
| 22              | Reggie Jones         | g      | 3-6    | 1-3       | 1-1   | 0        | 1     | 1     | 3     | 8                 | 2  | 1  | 0   | 0   | 18  |  |
| 04              | Isaiah Hill          | g      | 2-7    | 2-5       | 0-0   | 1        | 1     | 2     | 3     | 6                 | 3  | 1  | 0   | 0   | 19  |  |
| 05              | Lawson Korita        |        | 1-8    | 0-4       | 0-0   | 0        | 5     | 5     | 2     | 2                 | 0  | 1  | 0   | 0   | 24  |  |
| 12              | Emmanuel Ugboho      |        | 0-1    | 0-0       | 0-0   | 1        | 0     | 1     | 2     | 0                 | 1  | 2  | 0   | 0   | 5   |  |
| 13              | George Christopoulos |        | 0-0    | 0-0       | 0-0   | 0        | 0     | 0     | 1     | 0                 | 0  | 0  | 0   | 0   | 1   |  |
| 15              | Josh Earley          |        | 1-3    | 0-0       | 0-0   | 2        | 1     | 3     | 2     | 2                 | 0  | 0  | 0   | 0   | 9   |  |
| 41              | Jeriah Horne         |        | 0-1    | 0-0       | 0-0   | 0        | 0     | 0     | 0     | 0                 | 0  | 0  | 0   | 0   | 5   |  |
| Team            |                      |        | 28-64  | 4-18      | 19-27 | 4        | 2     | 6     |       |                   |    |    |     |     |     |  |
| Totals          |                      |        | 28-64  | 4-18      | 19-27 | 14       | 25    | 39    | 23    | 79                | 10 | 13 | 1   | 5   | 200 |  |
| FG % 1st Half:  |                      | 12-29  | 41.4%  | 2nd half: | 16-35 | 45.7%    | Game: | 28-64 | 43.8% | Deadball Rebounds |    |    |     |     |     |  |
| 3FG % 1st Half: |                      | 1-6    | 16.7%  | 2nd half: | 3-12  | 25.0%    | Game: | 4-18  | 22.2% | Rebounds          |    |    |     |     |     |  |
| FT % 1st Half:  |                      | 9-13   | 69.2%  | 2nd half: | 10-14 | 71.4%    | Game: | 19-27 | 70.4% | 4.1               |    |    |     |     |     |  |

| GAME 13  | SE | ESPN | ATM | 59 | Texas A&M | 33 | 26 | 59 | 69 |  |
|--|----|------|-----|----|-----------|----|----|----|----|--|
|  |    |      |     |    | ARKANSAS  | 42 | 27 | 69 |    |  |
| Jan. 4, 2020 • Fayetteville, Ark. • Bud Walton Arena |    |      |     |    |           |    |    |    |    |  |

Texas A&M 59 • 6-6, 0-1 SEC

| #                    | Player           |   | Total  |                 | 3-Ptr  |             | Rebounds |     |     | PF | TP | A  | TO | Blk | Stl | Min                   |
|----------------------|------------------|---|--------|-----------------|--------|-------------|----------|-----|-----|----|----|----|----|-----|-----|-----------------------|
|                      |                  |   | FG-FGA | FT-FTA          | FG-FGA | FT-FTA      | Off      | Def | Tot |    |    |    |    |     |     |                       |
| 05                   | Emanuel Miller   | f | 2-4    | 0-0             | 2-4    | 1           | 2        | 3   | 2   | 6  | 0  | 2  | 0  | 0   | 28  |                       |
| 32                   | Josh Nebo        | f | 3-4    | 0-0             | 4-7    | 3           | 10       | 13  | 1   | 10 | 1  | 3  | 0  | 0   | 31  |                       |
| 11                   | Savion Flagg     | g | 4-7    | 1-2             | 0-0    | 1           | 3        | 4   | 1   | 9  | 1  | 3  | 0  | 1   | 31  |                       |
| 11                   | Wendell Mitchell | g | 3-10   | 1-6             | 6-6    | 1           | 4        | 5   | 4   | 13 | 2  | 2  | 0  | 1   | 25  |                       |
| 20                   | Andre Gordon     | g | 7-12   | 1-2             | 0-1    | 0           | 2        | 2   | 0   | 15 | 3  | 2  | 0  | 2   | 28  |                       |
| 00                   | Jay Jay Chandler |   | 0-1    | 0-1             | 0-0    | 0           | 0        | 0   | 4   | 0  | 0  | 0  | 1  | 1   | 13  |                       |
| 03                   | Quenton Jackson  |   | 1-3    | 1-2             | 1-2    | 0           | 1        | 1   | 1   | 4  | 0  | 3  | 0  | 1   | 24  |                       |
| 12                   | Mark French      |   | 0-2    | 0-1             | 0-0    | 0           | 1        | 1   | 0   | 0  | 1  | 0  | 0  | 0   | 11  |                       |
| 15                   | Jonathan Aku     |   | 1-1    | 0-0             | 0-0    | 0           | 1        | 0   | 1   | 2  | 0  | 0  | 0  | 0   | 2   |                       |
| 35                   | Yavuz Gultekin   |   | 0-1    | 0-0             | 0-0    | 1           | 2        | 3   | 2   | 0  | 0  | 1  | 0  | 0   | 7   |                       |
|                      | Team             |   |        |                 |        | 0           | 1        | 1   |     |    | 1  |    |    |     |     |                       |
| Totals               |                  |   | 21-45  | 4-14            | 13-20  | 8           | 26       | 34  | 15  | 59 | 8  | 17 | 1  | 6   | 200 |                       |
| FG % 1st Half: 11-26 |                  |   | 42.3%  | 2nd half: 10-19 | 52.6%  | Game: 21-45 | 46.7%    |     |     |    |    |    |    |     |     | Deadball Rebound: 4.1 |
| 3FG % 1st Half: 3-11 |                  |   | 27.3%  | 2nd half: 1-3   | 33.3%  | Game: 4-14  | 28.6%    |     |     |    |    |    |    |     |     |                       |
| FT % 1st Half: 8-11  |                  |   | 72.7%  | 2nd half: 5-9   | 55.6%  | Game: 13-20 | 65.0%    |     |     |    |    |    |    |     |     |                       |

Arkansas 69 • 12-1, 1-0 SEC

| #               | Player          |   | Total  |        | 3-Ptr     | Rebounds |       |       | PF    | Tp    | A  | TO | Blk | Stl | Min |          |
|-----------------|-----------------|---|--------|--------|-----------|----------|-------|-------|-------|-------|----|----|-----|-----|-----|----------|
|                 |                 |   | FG-FGA | FG-FGA | FT-FTA    | Off      | Def   | Tot   |       |       |    |    |     |     |     |          |
| 02              | Adrio Bailey    | f | 1-2    | 0-0    | 0-0       | 0        | 1     | 1     | 4     | 2     | 0  | 1  | 1   | 0   | 18  |          |
| 01              | Isaiah Joe      | g | 6-14   | 5-12   | 0-0       | 1        | 4     | 5     | 2     | 17    | 2  | 1  | 0   | 2   | 39  |          |
| 03              | Desi Sills      | g | 4-9    | 1-4    | 4-6       | 1        | 3     | 4     | 3     | 13    | 1  | 0  | 0   | 2   | 30  |          |
| 15              | Mason Jones     | g | 5-17   | 4-11   | 3-5       | 3        | 3     | 6     | 2     | 17    | 3  | 1  | 0   | 3   | 37  |          |
| 33              | Jimmy Whitt Jr. | g | 6-11   | 0-0    | 0-0       | 1        | 3     | 4     | 2     | 12    | 1  | 3  | 1   | 0   | 37  |          |
| 00              | Jeantal Cylla   |   | 0-0    | 0-0    | 0-0       | 1        | 0     | 1     | 0     | 0     | 0  | 0  | 0   | 0   | 1   |          |
| 05              | Jalen Harris    |   | 1-4    | 0-2    | 4-4       | 0        | 4     | 4     | 2     | 6     | 5  | 0  | 0   | 2   | 31  |          |
| 35              | Reggie Chaney   |   | 1-1    | 0-0    | 0-0       | 0        | 0     | 0     | 2     | 2     | 0  | 3  | 0   | 0   | 7   |          |
|                 | Team            |   |        |        |           | 1        | 1     | 2     |       |       |    |    |     |     |     |          |
| Totals          |                 |   | 24-58  | 10-29  | 11-15     | 8        | 19    | 27    | 17    | 69    | 12 | 9  | 2   | 9   | 200 |          |
| FG % 1st Half:  |                 |   | 13-24  | 54.2%  | 2nd half: | 11-34    | 32.4% | Game: | 24-58 | 41.4% |    |    |     |     |     | Deadball |
| 3FG % 1st Half: |                 |   | 6-15   | 40.0%  | 2nd half: | 4-14     | 28.6% | Game: | 10-29 | 34.5% |    |    |     |     |     | Rebound  |
| FT % 1st Half:  |                 |   | 10-13  | 76.9%  | 2nd half: | 1-2      | 50.0% | Game: | 11-15 | 73.3% |    |    |     |     |     | 3        |

Officials: Gerald Williams, Garrick Shannon, Chuck Jones  
Technical fouls: Texas A&M-None. Arkansas-None.  
Attendance: 19200

| Score by periods | 1st | 2nd | Total |
|------------------|-----|-----|-------|
| Texas A&M        | 33  | 26  | 59    |
| Arkansas         | 42  | 27  | 69    |

Last FG - T&M 2nd-03:36, ARK 2nd-01:41.  
Largest lead - T&M by 3 1st-19:29, ARK by 10 2nd-19:05.  
T&M led for 06:08, ARK led for 30:05. Game was tied for 03:47.

Score tied - 7 times.  
Lead changed - 7 times.

| GAME 15                                     | SE | ESPN | Arkansas | 76 | Ole Miss | 27 | 49 | 76 | 72 | Ole Miss |
|---|----|------|----------|----|----------|----|----|----|----|----------|
|   |    |      |          |    |          | 33 | 39 | 72 |    |          |
| Jan. 1, 2020 • Oxford, Miss. • The Pavilion |    |      |          |    |          |    |    |    |    |          |

Arkansas 76 • 13-2, 2-1 SEC

| #                    | Player          |   | Total  |                 | 3-Ptr  |             | Rebounds |       |                     | PF | TP | A  | TO | Blk | Stl | Min |
|----------------------|-----------------|---|--------|-----------------|--------|-------------|----------|-------|---------------------|----|----|----|----|-----|-----|-----|
|                      |                 |   | FG-FGA | FT-FTA          | FG-FGA | FT-FTA      | Off      | Def   | Tot                 |    |    |    |    |     |     |     |
| 02                   | Adrio Bailey    | f | 3-6    | 0-1             | 2-2    | 0           | 5        | 5     | 4                   | 8  | 1  | 0  | 2  | 0   | 25  |     |
| 01                   | Isaiah Joe      | g | 11-18  | 7-13            | 5-5    | 0           | 4        | 4     | 0                   | 34 | 2  | 2  | 2  | 2   | 39  |     |
| 03                   | Desi Sills      | g | 4-8    | 0-1             | 1-2    | 1           | 2        | 3     | 2                   | 9  | 0  | 0  | 0  | 0   | 33  |     |
| 15                   | Mason Jones     | g | 3-12   | 1-4             | 6-6    | 0           | 6        | 6     | 2                   | 13 | 9  | 4  | 0  | 3   | 38  |     |
| 33                   | Jimmy Whitt Jr. | g | 2-9    | 0-0             | 7-8    | 2           | 1        | 3     | 3                   | 11 | 0  | 2  | 0  | 2   | 40  |     |
| 00                   | Jeantal Cylla   |   | 0-2    | 0-0             | 1-4    | 1           | 4        | 5     | 2                   | 1  | 0  | 1  | 0  | 0   | 11  |     |
| 05                   | Jalen Harris    |   | 0-1    | 0-1             | 0-0    | 1           | 1        | 2     | 4                   | 0  | 1  | 0  | 0  | 0   | 10  |     |
| 35                   | Reggie Chaney   |   | 0-0    | 0-0             | 0-0    | 0           | 0        | 0     | 1                   | 0  | 0  | 1  | 0  | 0   | 4   |     |
| Team                 |                 |   |        |                 |        | 0           | 0        | 0     |                     |    |    |    |    |     |     |     |
| Totals               |                 |   | 23-56  | 8-20            | 22-27  | 5           | 23       | 28    | 18                  | 76 | 13 | 10 | 4  | 7   | 200 |     |
| FG % 1st Half: 8-30  |                 |   | 26.7%  | 2nd half: 15-26 | 57.7%  | Game: 23-56 |          | 41.1% | Deadball Rebounds 2 |    |    |    |    |     |     |     |
| 3FG % 1st Half: 3-12 |                 |   | 25.0%  | 2nd half: 5-8   | 62.5%  | Game: 8-20  |          | 40.0% |                     |    |    |    |    |     |     |     |
| FT % 1st Half: 8-13  |                 |   | 61.5%  | 2nd half: 14-14 | 100.0% | Game: 22-27 |          | 81.5% |                     |    |    |    |    |     |     |     |

Ole Miss 72 • 9-6, 0-2 SEC

| #                    | Player          |   | Total  |                 | 3-Ptr  |             | Rebounds |       |                       |    |    | PF | TP | A | TO | Blk | Stl | Min |
|----------------------|-----------------|---|--------|-----------------|--------|-------------|----------|-------|-----------------------|----|----|----|----|---|----|-----|-----|-----|
|                      |                 |   | FG-FGA | FT-FTA          | FG-FGA | FT-FTA      | Off      | Def   | Tot                   |    |    |    |    |   |    |     |     |     |
| 03                   | Khadim Sy       | f | 1-2    | 0-0             | 6-6    | 2           | 6        | 8     | 1                     | 8  | 1  | 4  | 1  | 0 | 1  | 19  |     |     |
| 05                   | KJ Buffen       | f | 4-6    | 0-0             | 4-4    | 4           | 6        | 10    | 5                     | 12 | 0  | 2  | 2  | 0 | 0  | 28  |     |     |
| 00                   | Blake Hinson    | g | 4-10   | 1-5             | 4-4    | 1           | 4        | 5     | 4                     | 13 | 0  | 3  | 0  | 0 | 0  | 32  |     |     |
| 02                   | Devontae Shuler | g | 4-11   | 0-4             | 2-2    | 2           | 9        | 11    | 3                     | 10 | 2  | 2  | 1  | 2 | 35 |     |     |     |
| 04                   | Breein Tyree    | g | 8-20   | 2-3             | 9-10   | 0           | 3        | 3     | 3                     | 27 | 1  | 1  | 0  | 2 | 40 |     |     |     |
| 01                   | Austin Crowley  |   | 0-1    | 0-0             | 0-0    | 0           | 1        | 1     | 2                     | 0  | 2  | 0  | 0  | 1 | 14 |     |     |     |
| 11                   | Franco Miller   |   | 0-1    | 0-1             | 0-0    | 0           | 0        | 0     | 4                     | 0  | 0  | 3  | 0  | 0 | 24 |     |     |     |
| 23                   | Sammy Hunter    |   | 1-3    | 0-0             | 0-0    | 0           | 0        | 0     | 2                     | 2  | 0  | 0  | 0  | 0 | 8  |     |     |     |
| Team                 |                 |   |        |                 |        | 1           | 1        | 2     |                       |    |    | 1  |    |   |    |     |     |     |
| Totals               |                 |   |        | 22-54           | 3-13   | 25-26       | 10       | 30    | 40                    | 24 | 72 | 6  | 16 | 4 | 5  | 200 |     |     |
| FG % 1st Half: 10-26 |                 |   | 38.5%  | 2nd half: 12-28 | 42.9%  | Game: 22-54 |          | 40.7% | Deadball Rebounds 0.1 |    |    |    |    |   |    |     |     |     |
| 3FG % 1st Half: 3-8  |                 |   | 37.5%  | 2nd half: 0-5   | 0.0%   | Game: 3-13  |          | 23.1% |                       |    |    |    |    |   |    |     |     |     |
| FT % 1st Half: 10-11 |                 |   | 90.9%  | 2nd half: 15-15 | 100.0% | Game: 25-26 |          | 96.2% |                       |    |    |    |    |   |    |     |     |     |

Officials: Olandis Poole, Wil Howard, Doug Shows  
Technical fouls: Arkansas-None. Ole Miss-None.  
Attendance: 8233

| Score by periods | 1st | 2nd | Total |
|------------------|-----|-----|-------|
| Arkansas         | 27  | 49  | 76    |
| Ole Miss         | 33  | 39  | 72    |

Last FG - ARK 2nd-02:15, OM 2nd-00:11.  
Largest lead - ARK by 8 1st-16:14, OM by 11 2nd-15:14.  
ARK led for 15:01, OM led for 22:27. Game was tied for 02:32.

Score tied - 7 times.  
Lead changed - 9 times.

| GAME 14  | SE | ESPN | Arkansas | 77 | LSU | 40 | 37 | 77 | 79 | LSU |
|--|----|------|----------|----|-----|----|----|----|----|-----|
|  |    |      |          |    |     | 37 | 42 | 79 |    |     |
| Jan. 8, 2020 • Baton Rouge, La. • Maravich Assembly Center |    |      |          |    |     |    |    |    |    |     |

Arkansas 77 • 12-2, 1-1 SEC

| #                    | Player          |   | Total  |                 | 3-Ptr  | Rebounds    |       |     |    |    |                     |    |     |     |     |
|----------------------|-----------------|---|--------|-----------------|--------|-------------|-------|-----|----|----|---------------------|----|-----|-----|-----|
|                      |                 |   | FG-GA  | FG-GA           | FT-FTA | Off         | Def   | Tot | PF | TP | A                   | TO | Blk | Stl | Min |
| 02                   | Adrio Bailey    | f | 3-5    | 1-2             | 1-1    | 1           | 6     | 7   | 4  | 8  | 0                   | 1  | 4   | 1   | 29  |
| 01                   | Isaiah Joe      | g | 4-13   | 2-9             | 3-4    | 1           | 2     | 3   | 2  | 13 | 1                   | 1  | 0   | 2   | 31  |
| 03                   | Desi Sills      | g | 2-7    | 1-6             | 3-3    | 1           | 1     | 2   | 1  | 8  | 1                   | 1  | 0   | 1   | 32  |
| 15                   | Mason Jones     | g | 7-15   | 4-7             | 6-6    | 0           | 5     | 5   | 5  | 24 | 4                   | 2  | 0   | 2   | 39  |
| 33                   | Jimmy Whitt Jr. | g | 9-13   | 0-0             | 4-4    | 0           | 3     | 3   | 3  | 22 | 0                   | 1  | 0   | 0   | 40  |
| 05                   | Jalen Harris    |   | 1-5    | 0-1             | 0-0    | 0           | 1     | 1   | 3  | 2  | 2                   | 0  | 0   | 2   | 20  |
| 24                   | Ethan Henderson |   | 0-0    | 0-0             | 0-0    | 0           | 0     | 0   | 0  | 0  | 0                   | 0  | 0   | 0   | 2   |
| 35                   | Reggie Chaney   |   | 0-0    | 0-0             | 0-0    | 0           | 0     | 0   | 4  | 0  | 1                   | 0  | 0   | 0   | 7   |
| Team                 |                 |   |        |                 |        | 0           | 3     | 3   |    |    | 1                   |    |     |     |     |
| Totals               |                 |   | 26-58  | 8-25            | 17-18  | 3           | 21    | 24  | 22 | 77 | 9                   | 7  | 4   | 8   | 200 |
| FG % 1st Half: 16-31 |                 |   | 51.6%  | 2nd half: 10-27 | 37.0%  | Game: 26-58 | 44.8% |     |    |    | Deadball Rebounds 0 |    |     |     |     |
| 3FG % 1st Half: 5-13 |                 |   | 38.5%  | 2nd half: 3-12  | 25.0%  | Game: 8-25  | 32.0% |     |    |    |                     |    |     |     |     |
| FT % 1st Half: 3-3   |                 |   | 100.0% | 2nd half: 14-15 | 93.3%  | Game: 17-18 | 94.4% |     |    |    |                     |    |     |     |     |

|   |          |    |    |                 |    |    |    |    |   |    |    |    |
|---|----------|----|----|-----------------|----|----|----|----|---|----|----|----|
| GAME 17   |          | UK | 73 | #10/12 Kentucky | 36 | 37 | 73 | 66 |  |    |    |    |
| ESPN  | ARKANSAS |    |    |                 |    |    |    |    |   | 27 | 39 | 66 |
|   |          |    |    |                 |    |    |    |    |   |    |    |    |
| Jan. 18, 2020 • Fayetteville, Ark. • Bud Walton Arena |          |    |    |                 |    |    |    |    |   |    |    |    |

## Kentucky 73 • 13-4, 4-1 SEC

| #      | Player            |   | Total  |        | 3-Ptr  |     | Rebounds |     |    | PF | TP | A   |     |   |     | Min |
|--------|-------------------|---|--------|--------|--------|-----|----------|-----|----|----|----|-----|-----|---|-----|-----|
|        |                   |   | FG-FGA | FG-FGA | FT-FTA | Off | Def      | Tot | To |    |    | Blk | Stl |   |     |     |
| 04     | Nick Richards     | f | 6-8    | 0-0    | 5-6    | 3   | 6        | 9   | 2  | 17 | 0  | 3   | 2   | 0 | 28  |     |
| 23     | EJ Montgomery     | f | 0-1    | 0-0    | 1-2    | 0   | 2        | 2   | 5  | 1  | 1  | 3   | 1   | 0 | 17  |     |
| 00     | Ashton Hagans     | g | 4-11   | 2-4    | 3-5    | 0   | 6        | 6   | 5  | 13 | 6  | 1   | 0   | 1 | 34  |     |
| 03     | Tyrese Maxey      | g | 5-7    | 0-1    | 1-1    | 1   | 5        | 6   | 3  | 11 | 2  | 2   | 1   | 2 | 25  |     |
| 05     | Immanuel Quickley | g | 3-14   | 1-5    | 6-7    | 4   | 6        | 10  | 2  | 13 | 2  | 2   | 0   | 0 | 40  |     |
| 01     | Nate Sestina      |   | 1-4    | 1-2    | 0-0    | 2   | 1        | 3   | 4  | 3  | 1  | 1   | 0   | 1 | 21  |     |
| 02     | Kahlil Whitney    |   | 0-0    | 0-0    | 0-0    | 0   | 0        | 0   | 0  | 0  | 0  | 0   | 0   | 0 | 1   |     |
| 10     | Johnny Juzang     |   | 2-5    | 1-2    | 0-0    | 0   | 1        | 1   | 1  | 5  | 0  | 0   | 0   | 0 | 17  |     |
| 12     | Keion Brooks Jr.  |   | 3-4    | 0-0    | 4-6    | 1   | 6        | 7   | 2  | 10 | 0  | 3   | 1   | 1 | 17  |     |
|        | Team              |   |        |        |        | 1   | 2        | 3   |    |    |    | 1   |     |   |     |     |
| Totals |                   |   | 24-54  | 5-14   | 20-27  | 12  | 35       | 47  | 24 | 73 | 12 | 16  | 5   | 5 | 200 |     |

|                 |       |       |           |       |       |       |       |       |                   |     |
|-----------------|-------|-------|-----------|-------|-------|-------|-------|-------|-------------------|-----|
| FG % 1st Half:  | 14-32 | 43.8% | 2nd half: | 10-22 | 45.5% | Game: | 24-54 | 44.4% | Deadball Rebounds | 4,1 |
| 3FG % 1st Half: | 4-7   | 57.1% | 2nd half: | 1-7   | 14.3% | Game: | 5-14  | 35.7% |                   |     |
| FT % 1st Half:  | 4-7   | 57.1% | 2nd half: | 16-20 | 80.0% | Game: | 20-27 | 74.1% |                   |     |

## Arkansas 66 • 14-3, 3-2 SEC

| #                    | Player          | Total  |                 | 3-Ptr  | Rebounds    |       |     | PF | TP                 | A  | TO | Blk | Stl | Min |     |
|----------------------|-----------------|--------|-----------------|--------|-------------|-------|-----|----|--------------------|----|----|-----|-----|-----|-----|
|                      |                 | FG-FGA | FG-FGA          | FT-FTA | Off         | Def   | Tot |    |                    |    |    |     |     |     |     |
| 02                   | Adrio Bailey    | f      | 2-5             | 1-3    | 1-6         | 1     | 4   | 5  | 3                  | 6  | 2  | 0   | 2   | 3   | 24  |
| 01                   | Isaiah Joe      | g      | 4-14            | 3-11   | 2-2         | 2     | 3   | 5  | 2                  | 13 | 0  | 1   | 0   | 1   | 37  |
| 03                   | Desi Sills      | g      | 1-6             | 1-3    | 1-2         | 1     | 1   | 2  | 5                  | 4  | 1  | 1   | 0   | 0   | 26  |
| 15                   | Mason Jones     | g      | 5-15            | 1-5    | 8-12        | 1     | 5   | 6  | 5                  | 19 | 2  | 4   | 0   | 2   | 35  |
| 33                   | Jimmy Whitt Jr. | g      | 3-9             | 0-0    | 8-8         | 1     | 4   | 5  | 2                  | 14 | 2  | 2   | 2   | 1   | 35  |
| 05                   | Jalen Harris    |        | 2-6             | 2-4    | 0-0         | 0     | 2   | 2  | 3                  | 6  | 1  | 2   | 0   | 0   | 28  |
| 35                   | Reggie Chaney   |        | 2-2             | 0-0    | 0-0         | 1     | 2   | 3  | 2                  | 4  | 0  | 1   | 1   | 1   | 15  |
| Team                 |                 |        |                 |        |             | 1     | 0   | 1  |                    |    |    |     |     |     |     |
| Totals               |                 |        | 19-57           | 8-26   | 20-30       | 8     | 21  | 29 | 22                 | 66 | 8  | 11  | 5   | 8   | 200 |
| FG % 1st Half: 9-23  |                 | 39.1%  | 2nd half: 10-34 | 29.4%  | Game: 19-57 | 33.3% |     |    | Deadball Rebound 3 |    |    |     |     |     |     |
| 3FG % 1st Half: 6-10 |                 | 60.0%  | 2nd half: 2-16  | 12.5%  | Game: 8-26  | 30.8% |     |    |                    |    |    |     |     |     |     |
| FT % 1st Half: 3-8   |                 | 37.5%  | 2nd half: 17-22 | 77.3%  | Game: 20-30 | 66.7% |     |    |                    |    |    |     |     |     |     |

|                 |      |       |           |       |       |       |       |       |                   |   |
|-----------------|------|-------|-----------|-------|-------|-------|-------|-------|-------------------|---|
| FG % 1st Half:  | 9-23 | 39.1% | 2nd half: | 10-34 | 29.4% | Game: | 19-57 | 33.3% | Deadball Rebounds | 3 |
| 3FG % 1st Half: | 6-10 | 60.0% | 2nd half: | 2-16  | 12.5% | Game: | 8-26  | 30.8% |                   |   |
| FT % 1st Half:  | 3-8  | 37.5% | 2nd half: | 17-22 | 77.3% | Game: | 20-30 | 66.7% |                   |   |

Officials: Brian Shey, Patrick Evans, Anthony Jordan  
 Technical fouls: Kentucky-TEAM 2, Arkansas-None.  
 Attendance: 19200  
 Kentucky Coach Calipari received 2 technical fouls at 8:19 in the 2nd half

| Score by periods | 1st | 2nd | Total |
|------------------|-----|-----|-------|
| Kentucky         | 36  | 37  | 73    |
| Arkansas         | 27  | 39  | 66    |

| Points | In Paint | Off T/O | 2nd Chance | Fast Break | Bench |
|--------|----------|---------|------------|------------|-------|
| UK     | 32       | 8       | 14         | 12         | 18    |
| ARK    | 22       | 15      | 7          | 10         | 10    |

Last FG - UK 2nd-01:57, ARK 2nd-00:14.  
 Largest lead - UK by 12 2nd-02:42, ARK by 4 1st-16:23.  
 UK led for 31:24. ARK led for 05:28. Game was tied for 03:08.

Score tied - 4 times.  
 Lead changed - 4 times.

|   |  |     |  |          |  |       |  |    |  |    |  |  |  |
|---|--|-----|--|----------|--|-------|--|----|--|----|--|--|--|
| GAME 19   |  | 67  |  | TCU      |  | 29 38 |  | 67 |  | 78 |  |  |  |
| ESPN 2  |  | TCU |  | ARKANSAS |  | 33 45 |  | 78 |  |    |  |  |  |
| Jan. 25, 2020 • Fayetteville, Ark. • Bud Walton Arena |  |     |  |          |  |       |  |    |  |    |  |  |  |

## TCU 67 • 13-6

| #      | Player              |   | Total  |        | 3-Ptr  | Rebounds |     |     | PF | TP | A  | TO | Blk | Stl | Min |
|--------|---------------------|---|--------|--------|--------|----------|-----|-----|----|----|----|----|-----|-----|-----|
|        |                     |   | FG-FGA | FG-FGA | FT-FTA | Off      | Def | Tot |    |    |    |    |     |     |     |
| 10     | Diante Smith        | f | 2-4    | 2-3    | 2-3    | 1        | 2   | 3   | 3  | 8  | 1  | 0  | 0   | 0   | 22  |
| 21     | Kevin Samuel        | c | 9-12   | 0-0    | 6-9    | 7        | 17  | 18  | 1  | 24 | 0  | 3  | 2   | 0   | 34  |
| 01     | Desmond Bane        | g | 3-6    | 2-3    | 0-0    | 1        | 1   | 2   | 4  | 8  | 5  | 1  | 0   | 0   | 37  |
| 02     | Edric Dennis        | g | 3-11   | 0-4    | 0-0    | 0        | 0   | 0   | 3  | 6  | 2  | 2  | 0   | 0   | 24  |
| 22     | RJ Nembhard         | g | 3-7    | 0-4    | 5-8    | 0        | 5   | 5   | 1  | 11 | 2  | 7  | 0   | 1   | 27  |
| 03     | Francisco Farabello |   | 1-3    | 1-2    | 0-0    | 0        | 0   | 0   | 3  | 3  | 0  | 2  | 0   | 0   | 15  |
| 04     | PJ Fuller           |   | 0-2    | 0-0    | 0-0    | 0        | 0   | 0   | 4  | 0  | 1  | 1  | 1   | 1   | 19  |
| 05     | Jaire Grayer        |   | 2-4    | 1-3    | 0-0    | 1        | 0   | 1   | 2  | 5  | 0  | 1  | 0   | 0   | 16  |
| 23     | Jaedon LeDee        |   | 1-1    | 0-0    | 0-0    | 1        | 0   | 1   | 2  | 2  | 0  | 2  | 0   | 1   | 6   |
|        | Team                |   |        |        |        | 2        | 2   | 4   |    |    |    |    |     |     |     |
| Totals |                     |   | 24-50  | 6-19   | 13-20  | 13       | 21  | 34  | 23 | 67 | 11 | 19 | 3   | 3   | 200 |

|                 |       |       |           |       |       |       |       |       |                   |     |
|-----------------|-------|-------|-----------|-------|-------|-------|-------|-------|-------------------|-----|
| FG % 1st Half:  | 11-24 | 45.8% | 2nd half: | 13-26 | 50.0% | Game: | 24-50 | 48.0% | Deadball Rebounds | 2,1 |
| 3FG % 1st Half: | 2-8   | 25.0% | 2nd half: | 4-11  | 36.4% | Game: | 6-19  | 31.6% |                   |     |
| FT % 1st Half:  | 5-7   | 71.4% | 2nd half: | 8-13  | 61.5% | Game: | 13-20 | 65.0% |                   |     |

## Arkansas 78 • 15-4

| #      | Player          |   | Total  |        | 3-Ptr  | Rebounds |     |     | PF | TP | A  | TO | Blk | Stl | Min |
|--------|-----------------|---|--------|--------|--------|----------|-----|-----|----|----|----|----|-----|-----|-----|
|        |                 |   | FG-FGA | FG-FGA | FT-FTA | Off      | Def | Tot |    |    |    |    |     |     |     |
| 02     | Adrio Bailey    | f | 3-5    | 0-0    | 1-1    | 2        | 4   | 6   | 4  | 7  | 0  | 1  | 1   | 1   | 34  |
| 35     | Reggie Chaney   | f | 3-6    | 0-0    | 0-0    | 1        | 0   | 1   | 1  | 6  | 0  | 2  | 0   | 0   | 14  |
| 05     | Jalen Harris    | g | 2-4    | 1-2    | 2-2    | 2        | 2   | 4   | 3  | 7  | 6  | 2  | 0   | 0   | 33  |
| 15     | Mason Jones     | g | 4-11   | 2-4    | 10-15  | 1        | 4   | 5   | 2  | 20 | 4  | 2  | 0   | 1   | 29  |
| 33     | Jimmy Whitt Jr. | g | 8-15   | 0-0    | 4-4    | 0        | 2   | 2   | 0  | 20 | 2  | 1  | 0   | 1   | 40  |
| 00     | Jeantal Cylia   | g | 0-1    | 0-0    | 0-0    | 1        | 3   | 4   | 1  | 0  | 1  | 2  | 1   | 0   | 13  |
| 03     | Desi Sills      | g | 7-8    | 3-3    | 1-2    | 0        | 2   | 2   | 4  | 18 | 1  | 2  | 0   | 2   | 34  |
| 24     | Ethan Henderson | g | 0-0    | 0-0    | 0-1    | 0        | 0   | 0   | 1  | 0  | 0  | 0  | 0   | 0   | 3   |
| Team   |                 |   |        |        |        | 1        | 1   | 2   |    |    |    |    |     |     |     |
| Totals |                 |   | 27-50  | 6-9    | 18-25  | 8        | 18  | 26  | 16 | 78 | 14 | 12 | 2   | 5   | 200 |

|                 |       |       |           |       |       |       |       |       |                   |   |
|-----------------|-------|-------|-----------|-------|-------|-------|-------|-------|-------------------|---|
| FG % 1st Half:  | 13-26 | 50.0% | 2nd half: | 14-24 | 58.3% | Game: | 27-50 | 54.0% | Deadball Rebounds | 0 |
| 3FG % 1st Half: | 3-4   | 75.0% | 2nd half: | 3-5   | 60.0% | Game: | 6-9   | 66.7% |                   |   |
| FT % 1st Half:  | 4-7   | 57.1% | 2nd half: | 14-18 | 77.8% | Game: | 18-25 | 72.0% |                   |   |

Officials: Mike Nance, Tony Greene, Joe Linday  
 Technical fouls: TCU-None, Arkansas-None.  
 Attendance: 19200

| Score by periods | 1st | 2nd | Total |
|------------------|-----|-----|-------|
| TCU              | 29  | 38  | 67    |
| Arkansas         | 33  | 45  | 78    |

Last FG - TCU 2nd-00:17, ARK 2nd-03:51.  
 Largest lead - TCU by 4 1st-18:51, ARK by 15 2nd-07:53.  
 TCU led for 04:02. ARK led for 33:08. Game was tied for 02:47.

Score tied - 4 times.  
 Lead changed - 3 times.

|   |   |   |    |   |    |    |    |    |   |
|---|---|---|----|---|----|----|----|----|---|
| GAME 18   |   |  | 70 | ARKANSAS  | 26 | 44 | 70 | 77 |  |
|  |  |   |    | Mississippi State                                     | 30 | 47 | 77 |    |   |
|   |   |   |    | Jan. 22, 2020 • Starkville, Miss. • Humphrey Coliseum |    |    |    |    |   |

## Arkansas 70 • 14-4, 3-3 SEC

| #      | Player          |   | Total  |        | 3-Ptr  | Rebounds |     |     |    | PF | TP | A | TO | Blk | Stl | Min |
|--------|-----------------|---|--------|--------|--------|----------|-----|-----|----|----|----|---|----|-----|-----|-----|
|        |                 |   | FG-FGA | FG-FGA | FT-FTA | Off      | Def | Tot |    |    |    |   |    |     |     |     |
| 02     | Adrio Bailey    | f | 3-5    | 0-1    | 0-2    | 1        | 3   | 4   | 4  | 6  | 0  | 1 | 1  | 0   | 20  |     |
| 01     | Isaiah Joe      | g | 2-13   | 1-8    | 0-0    | 0        | 7   | 7   | 4  | 5  | 3  | 3 | 0  | 1   | 36  |     |
| 03     | Desi Sills      | g | 1-4    | 0-2    | 0-0    | 0        | 1   | 1   | 2  | 2  | 2  | 0 | 0  | 0   | 18  |     |
| 15     | Mason Jones     | g | 7-16   | 2-7    | 4-4    | 1        | 6   | 7   | 3  | 20 | 4  | 3 | 1  | 1   | 30  |     |
| 33     | Jimmy Whitt Jr. | g | 9-15   | 0-0    | 2-5    | 1        | 3   | 4   | 2  | 20 | 0  | 0 | 1  | 1   | 39  |     |
| 00     | Jeantal Cylia   |   | 2-2    | 1-1    | 0-0    | 0        | 2   | 2   | 2  | 5  | 1  | 0 | 0  | 0   | 17  |     |
| 05     | Jalen Harris    |   | 2-3    | 0-1    | 0-0    | 0        | 0   | 0   | 4  | 4  | 2  | 0 | 1  | 1   | 23  |     |
| 35     | Reggie Chaney   |   | 4-5    | 0-0    | 0-0    | 2        | 0   | 2   | 2  | 8  | 0  | 0 | 1  | 1   | 17  |     |
| Team   |                 |   |        |        |        | 2        | 2   | 4   |    |    |    |   |    |     |     |     |
| Totals |                 |   | 30-63  | 4-20   | 6-11   | 7        | 24  | 31  | 23 | 70 | 12 | 7 | 5  | 5   | 200 |     |

|                 |       |       |           |       |       |       |       |       |                   |     |
|-----------------|-------|-------|-----------|-------|-------|-------|-------|-------|-------------------|-----|
| FG % 1st Half:  | 12-28 | 42.9% | 2nd half: | 18-35 | 51.4% | Game: | 30-63 | 47.6% | Deadball Rebounds | 1,2 |
| 3FG % 1st Half: | 2-10  | 20.0% | 2nd half: | 2-10  | 20.0% | Game: | 4-20  | 20.0% |                   |     |
| FT % 1st Half:  | 0-1   | 0.0%  | 2nd half: | 6-10  | 60.0% | Game: | 6-11  | 54.5% |                   |     |

## Mississippi St. 77 • 12-6, 3-3 SEC

| #      | Player            |   | Total |       | 3-Ptr  | Rebounds |     |     | Tot | TP | A TO Blk Stl |   |    |     | Min |
|--------|-------------------|---|-------|-------|--------|----------|-----|-----|-----|----|--------------|---|----|-----|-----|
|        |                   |   | FG-FA | FG-FA | FT-FTA | Off      | Def | Tot |     |    | PF           | A | TO | Blk |     |
| 01     | Reggie Perry      | f | 6-13  | 0-1   | 14-15  | 4        | 9   | 13  | 4   | 26 | 3            | 2 | 2  | 0   | 33  |
| 24     | Abdul Ado         | f | 1-2   | 0-0   | 0-0    | 3        | 2   | 5   | 1   | 2  | 0            | 2 | 0  | 0   | 23  |
| 00     | Nick Weatherspoon | g | 2-7   | 1-2   | 6-7    | 1        | 5   | 6   | 2   | 11 | 6            | 0 | 0  | 1   | 33  |
| 03     | D.J. Stewart Jr.  | g | 4-11  | 1-5   | 5-6    | 0        | 4   | 4   | 2   | 14 | 0            | 2 | 2  | 1   | 35  |
| 12     | Robert Woodard II | g | 3-7   | 0-2   | 0-1    | 1        | 6   | 7   | 3   | 6  | 1            | 1 | 0  | 1   | 32  |
| 05     | Iverson Molinar   |   | 3-5   | 2-3   | 0-0    | 0        | 0   | 0   | 2   | 8  | 0            | 1 | 0  | 0   | 13  |
| 23     | Tyson Carter      |   | 3-12  | 2-6   | 2-2    | 0        | 4   | 4   | 1   | 10 | 2            | 0 | 0  | 1   | 31  |
|        | Team              |   |       |       |        | 2        | 0   | 2   |     |    |              | 1 |    |     |     |
| Totals |                   |   | 22-57 | 6-19  | 27-31  | 11       | 30  | 41  | 15  | 77 | 12           | 9 | 4  | 4   | 200 |

| GAME 21  | 82 | ARKANSAS | 36 | 46 | 82 | 79 |  |
|--|----|----------|----|----|----|----|--|
| SEC ESPN   |    | Alabama  | 39 | 39 | 78 |    |  |
| Feb. 1, 2020 • Tuscaloosa, Ala. • Coleman Coliseum |    |          |    |    |    |    |  |

Arkansas 82 • 16-5, 4-4 SEC

| #  | Player          | Total   |       | 3-Ptr     | Rebounds |       |       | PF    | TP    | A | TO | Blk | Stl | Min               |
|----|-----------------|---------|-------|-----------|----------|-------|-------|-------|-------|---|----|-----|-----|-------------------|
|    |                 | FG-FA   | FG-GA | FT-FTA    | Off      | Def   | Tot   |       |       |   |    |     |     |                   |
| 35 | Reggie Chaney   | f 2-4   | 0-0   | 4-5       | 5        | 6     | 11    | 5     | 8     | 0 | 1  | 2   | 1   | 25                |
| 01 | Isaiah Joe      | g 0-3   | 0-3   | 0-0       | 0        | 1     | 1     | 2     | 0     | 0 | 0  | 0   | 0   | 21                |
| 03 | Desi Sills      | g 2-6   | 1-4   | 2-2       | 0        | 1     | 1     | 3     | 7     | 2 | 3  | 0   | 3   | 39                |
| 15 | Mason Jones     | g 10-20 | 4-7   | 6-13      | 0        | 5     | 5     | 4     | 30    | 1 | 2  | 0   | 2   | 38                |
| 33 | Jimmy Whitt Jr. | g 11-19 | 0-0   | 4-4       | 2        | 2     | 4     | 2     | 26    | 2 | 1  | 0   | 4   | 39                |
| 00 | Jeantal Cylla   | 0-0     | 0-0   | 0-0       | 0        | 2     | 2     | 0     | 0     | 0 | 0  | 0   | 0   | 1                 |
| 02 | Adrio Bailey    | 0-3     | 0-0   | 0-0       | 1        | 0     | 1     | 0     | 0     | 0 | 1  | 0   | 0   | 6                 |
| 05 | Jalen Harris    | 3-4     | 1-2   | 4-5       | 0        | 2     | 2     | 3     | 11    | 2 | 1  | 0   | 1   | 31                |
|    | Team            |         |       |           | 3        | 4     | 7     |       |       |   |    | 1   |     |                   |
|    | Totals          | 28-59   | 6-16  | 20-29     | 11       | 23    | 34    | 19    | 82    | 7 | 10 | 2   | 11  | 200               |
|    | FG % 1st Half:  | 14-32   | 43.8% | 2nd half: | 14-27    | 51.9% | Game: | 28-59 | 47.5% |   |    |     |     | Deadball Rebounds |
|    | 3FG % 1st Half: | 3-11    | 27.3% | 2nd half: | 3-5      | 60.0% | Game: | 6-16  | 37.5% |   |    |     |     | 3                 |
|    | FT % 1st Half:  | 5-9     | 55.6% | 2nd half: | 15-20    | 75.0% | Game: | 20-29 | 69.0% |   |    |     |     |                   |

Alabama 78 • 12-9, 4-4 SEC

| #                          | Player            | Total                 |       | 3-Ptr             |       | Rebounds            |     |    | PF | TP | A  | TO | Blk | Stl | Min |
|----------------------------|-------------------|-----------------------|-------|-------------------|-------|---------------------|-----|----|----|----|----|----|-----|-----|-----|
|                            |                   | FG-FA                 | FG-FA | FT-FTA            | Off   | Def                 | Tot |    |    |    |    |    |     |     |     |
| 00                         | Javian Davis      | f                     | 3-3   | 0-0               | 5-8   | 0                   | 2   | 2  | 3  | 11 | 1  | 0  | 3   | 0   | 20  |
| 03                         | Alex Reese        | f                     | 4-7   | 2-5               | 4-6   | 1                   | 6   | 7  | 5  | 14 | 1  | 2  | 2   | 1   | 27  |
| 02                         | Kira Lewis Jr.    | g                     | 4-13  | 0-5               | 4-4   | 1                   | 0   | 1  | 4  | 12 | 3  | 7  | 0   | 3   | 40  |
| 05                         | Jaden Shackelford | g                     | 11-22 | 5-13              | 1-1   | 4                   | 3   | 7  | 4  | 28 | 3  | 1  | 0   | 0   | 38  |
| 23                         | John Petty Jr.    | g                     | 3-8   | 1-5               | 1-2   | 2                   | 7   | 9  | 2  | 8  | 3  | 4  | 0   | 3   | 37  |
| 12                         | Jaylen Forbes     |                       | 1-5   | 0-3               | 1-2   | 4                   | 5   | 9  | 4  | 3  | 0  | 0  | 0   | 0   | 18  |
| 30                         | Galin Smith       |                       | 1-2   | 0-0               | 0-1   | 3                   | 1   | 4  | 3  | 2  | 0  | 3  | 1   | 0   | 20  |
|                            | Team              |                       |       |                   |       | 0                   | 2   | 2  |    |    |    |    |     |     |     |
| Totals                     |                   |                       | 27-60 | 8-31              | 16-24 | 15                  | 26  | 41 | 25 | 78 | 11 | 17 | 6   | 7   | 200 |
| FG % 1st Half: 14-30 46.7% |                   | 2nd half: 13-30 43.3% |       | Game: 27-60 45.0% |       | Deadball Rebounds 3 |     |    |    |    |    |    |     |     |     |
| 3FG % 1st Half: 4-15 26.7% |                   | 2nd half: 4-16 25.0%  |       | Game: 8-31 25.8%  |       |                     |     |    |    |    |    |    |     |     |     |
| FT % 1st Half: 7-7 100.0%  |                   | 2nd half: 9-17 52.9%  |       | Game: 16-24 66.7% |       |                     |     |    |    |    |    |    |     |     |     |

Officials: Josue Nieves,Jason Baker,Tony Greene

Technical fouls: Arkansas-None. Alabama-None.

Attendance: 12461

| Score by periods | 1st | 2nd | Total |
|------------------|-----|-----|-------|
| Arkansas         | 36  | 46  | 82    |
| Alabama          | 39  | 39  | 78    |

|      | Points | In Paint | Off T/O | 2nd Chance | Fast Break | Bench |
|------|--------|----------|---------|------------|------------|-------|
| ARK  | 38     | 27       | 11      | 16         | 11         |       |
| BAMA | 36     | 13       | 17      | 6          | 5          |       |

Last FG - ARK 2nd-01:20, BAMA 2nd-00:00.

Largest lead - ARK by 7 2nd-08:35, BAMA by 12 1st-17:19.

ARK led for 12:54. BAMA led for 25:12. Game was tied for 01:54.

Score tied - 3 times.  
Lead changed - 11 times.

|   |   |   |          |          |    |    |    |    |    |   |
|---|---|---|----------|----------|----|----|----|----|----|---|
| GAME 23   |   |  | 79       | ARKANSAS | 30 | 37 | 12 | 79 | 83 |  |
|  |  |   | Missouri | 36       | 31 | 16 | 83 |    |    |   |
| Feb. 8, 2020 • Columbia, Mo. • Mizzou Arena   |   |   |          |          |    |    |    |    |    |   |

Arkansas 79 • 16-7, 4-6 SEC

| #                    | Player          |   | Total  |                 | 3-Ptr  |          | Rebounds |             |       | PF                    | TP | A  | TO | Blk | Stl | Min |
|----------------------|-----------------|---|--------|-----------------|--------|----------|----------|-------------|-------|-----------------------|----|----|----|-----|-----|-----|
|                      |                 |   | FG-FGA | FG-FGA          | FT-FTA | Off      | Def      | Tot         |       |                       |    |    |    |     |     |     |
| 02                   | Adrio Bailey    | * | 3-3    | 1-1             | 3-5    | 1        | 2        | 3           | 5     | 10                    | 1  | 4  | 1  | 2   | 29  |     |
| 03                   | Desi Sills      | * | 4-10   | 2-6             | 2-3    | 1        | 3        | 4           | 4     | 12                    | 1  | 1  | 0  | 0   | 33  |     |
| 15                   | Mason Jones     | * | 3-14   | 0-6             | 11-14  | 0        | 5        | 5           | 5     | 17                    | 1  | 4  | 0  | 1   | 36  |     |
| 33                   | Jimmy Whitt Jr. | * | 6-18   | 0-0             | 3-4    | 0        | 3        | 3           | 4     | 15                    | 0  | 1  | 0  | 0   | 40  |     |
| 35                   | Reggie Chaney   | * | 6-12   | 0-0             | 5-7    | 6        | 5        | 11          | 5     | 17                    | 0  | 0  | 2  | 2   | 36  |     |
| 00                   | Jeantal Cylla   |   | 0-0    | 0-0             | 0-0    | 0        | 2        | 2           | 3     | 0                     | 1  | 0  | 0  | 0   | 5   |     |
| 05                   | Jalen Harris    |   | 2-5    | 0-1             | 3-4    | 1        | 3        | 4           | 5     | 7                     | 4  | 3  | 0  | 2   | 40+ |     |
| 12                   | Ty Stevens      |   | 0-0    | 0-0             | 0-0    | 0        | 0        | 0           | 0     | 0                     | 0  | 0  | 0  | 0   | 0+  |     |
| 24                   | Ethan Henderson |   | 0-0    | 0-0             | 1-2    | 0        | 0        | 0           | 1     | 1                     | 0  | 0  | 0  | 1   | 6   |     |
| Team                 |                 |   |        |                 |        | 2        | 1        | 3           |       |                       |    | 1  |    |     |     |     |
| Totals               |                 |   | 24-62  | 3-14            | 28-39  | 11       | 24       | 35          | 32    | 79                    | 8  | 14 | 3  | 8   | 225 |     |
| FG % 1st Half: 8-25  |                 |   | 32.0%  | 2nd half: 11-26 | 42.3%  | OT: 5-11 | 45.5%    | Game: 24-62 | 38.7% | Deadball Rebounds 2,2 |    |    |    |     |     |     |
| 3FG % 1st Half: 2-8  |                 |   | 25.0%  | 2nd half: 0-4   | 0.0%   | OT: 1-2  | 50.0%    | Game: 3-14  | 21.4% |                       |    |    |    |     |     |     |
| FT % 1st Half: 12-16 |                 |   | 75.0%  | 2nd half: 15-21 | 71.4%  | OT: 1-2  | 50.0%    | Game: 28-39 | 71.8% |                       |    |    |    |     |     |     |

Missouri 83 • 11-12, 3-7 SEC

| #                    | Player           |   | Total  |                 | 3-Ptr  |        | Rebounds  |     |       | PF          | TP | A     | TO                  | Blk | Stl | Min |
|----------------------|------------------|---|--------|-----------------|--------|--------|-----------|-----|-------|-------------|----|-------|---------------------|-----|-----|-----|
|                      |                  |   | FG-FGA | FT-FTA          | FG-FGA | FT-FTA | Off       | Def | Tot   |             |    |       |                     |     |     |     |
| 01                   | PINSON, Xavier   | * | 5-15   | 2-4             | 12-13  | 1      | 6         | 7   | 3     | 24          | 3  | 2     | 0                   | 1   | 41  |     |
| 04                   | PICKETT, Javon   | * | 5-12   | 0-3             | 4-7    | 3      | 3         | 6   | 3     | 14          | 0  | 2     | 0                   | 1   | 39  |     |
| 12                   | SMITH, Dru       | * | 3-10   | 0-3             | 5-6    | 0      | 4         | 4   | 5     | 11          | 2  | 3     | 0                   | 4   | 39  |     |
| 14                   | NIKKO, Reed      | * | 3-7    | 0-0             | 5-6    | 7      | 4         | 11  | 5     | 11          | 0  | 3     | 0                   | 0   | 20  |     |
| 24                   | BROWN, Kobe      | * | 1-3    | 1-1             | 1-2    | 1      | 4         | 5   | 3     | 4           | 0  | 3     | 1                   | 1   | 18  |     |
| 00                   | WATSON, Torrence |   | 0-2    | 0-2             | 0-0    | 0      | 1         | 1   | 2     | 0           | 1  | 1     | 0                   | 0   | 15  |     |
| 02                   | JACKSON, Tray    |   | 4-5    | 0-1             | 1-3    | 1      | 3         | 4   | 1     | 9           | 0  | 1     | 1                   | 0   | 15  |     |
| 05                   | SMITH, Mitchell  |   | 1-4    | 0-1             | 6-7    | 2      | 9         | 11  | 4     | 8           | 0  | 0     | 0                   | 1   | 35  |     |
| 10                   | YERKES, Evan     |   | 0-1    | 0-1             | 0-0    | 0      | 0         | 0   | 0     | 0           | 0  | 0     | 0                   | 0   | 1   |     |
| 42                   | BRAUN, Parker    |   | 1-1    | 0-0             | 0-0    | 1      | 0         | 1   | 1     | 2           | 0  | 0     | 0                   | 0   | 2   |     |
|                      | Team             |   |        |                 |        | 0      | 2         | 2   |       |             |    |       | 2                   |     |     |     |
| Totals               |                  |   | 23-60  | 3-16            | 34-44  | 16     | 36        | 52  | 27    | 83          | 6  | 17    | 2                   | 8   | 225 |     |
| FG % 1st Half: 10-31 |                  |   | 32.3%  | 2nd half: 10-24 |        | 41.7%  | OT: 3-5   |     | 60.0% | Game: 23-60 |    | 38.3% | Deadball Rebounds 5 |     |     |     |
| 3FG % 1st Half: 1-8  |                  |   | 12.5%  | 2nd half: 2-8   |        | 25.0%  | OT: 0-0   |     | 0.0%  | Game: 3-16  |    | 18.8% |                     |     |     |     |
| FT % 1st Half: 15-18 |                  |   | 83.3%  | 2nd half: 9-13  |        | 69.2%  | OT: 10-13 |     | 76.9% | Game: 34-44 |    | 77.3% |                     |     |     |     |

Officials: Terry Oglesby, Vladimir Voyard-Tadal, R.B. Clyburn

Technical fouls: Arkansas-None. Missouri-None.

Attendance: 11439

| Score by periods | 1st | 2nd | OT | Total |
|------------------|-----|-----|----|-------|
| Arkansas         | 30  | 37  | 12 | 79    |
| Missouri         | 36  | 31  | 16 | 83    |

|     | Points | In Paint | Off T/O | 2nd Chance | Fast Break | Bench |
|-----|--------|----------|---------|------------|------------|-------|
| ARK | 32     | 24       | 11      | 8          | 8          |       |
| MIZ | 38     | 14       | 16      | 4          | 19         |       |

Last FG - ARK OT-00:17, MIZ OT-00:22.

Largest lead - ARK by 3 2nd-05:44, MIZ by 9 1st-10:11.

ARK led for 04:06. MIZ led for 37:21. Game was tied for 03:33.

Score tied - 7 times.  
Lead changed - 8 times.

|   |  |           |                      |           |           |           |           |           |  |
|---|--|-----------|----------------------|-----------|-----------|-----------|-----------|-----------|--|
| <b>GAME 22</b>  |  | <b>79</b> | <b>#10/11 Auburn</b> | <b>34</b> | <b>35</b> | <b>10</b> | <b>79</b> | <b>76</b> |  |
|  |  |           | <b>ARKANSAS</b>      | <b>32</b> | <b>37</b> | <b>7</b>  | <b>76</b> |           |  |
| Feb. 4, 2020 • Fayetteville, Ark. • Bud Walton Arena                              |  |           |                      |           |           |           |           |           |  |

Auburn 79 • 20-2, 7-2 SEC

| #                    | Player            |   | Total  |                 | 3-Ptr  | Rebounds |       |             |    |       |          |    | Min |     |     |
|----------------------|-------------------|---|--------|-----------------|--------|----------|-------|-------------|----|-------|----------|----|-----|-----|-----|
|                      |                   |   | FG-FGA | FG-FGA          | FT-FTA | Off      | Def   | Tot         | PF | TP    | A        | TO |     | Blk | Stl |
| 03                   | Danjel Purifoy    | f | 2-10   | 1-6             | 5-6    | 3        | 6     | 9           | 2  | 10    | 3        | 3  | 0   | 0   | 37  |
| 23                   | Isaac Okoro       | f | 6-10   | 2-5             | 0-1    | 4        | 3     | 7           | 3  | 14    | 2        | 1  | 1   | 2   | 35  |
| 50                   | Austin Wiley      | c | 0-0    | 0-0             | 0-2    | 0        | 2     | 2           | 3  | 0     | 0        | 4  | 1   | 0   | 11  |
| 05                   | J'Von McCormick   | g | 4-10   | 2-5             | 6-9    | 1        | 5     | 6           | 3  | 16    | 3        | 2  | 0   | 0   | 39  |
| 10                   | Samir Doughty     | g | 8-13   | 3-7             | 4-4    | 2        | 1     | 3           | 2  | 23    | 2        | 2  | 0   | 0   | 39  |
| 01                   | Jamal Johnson     |   | 0-2    | 0-2             | 2-3    | 0        | 0     | 0           | 2  | 2     | 0        | 0  | 0   | 0   | 11  |
| 22                   | Allen Flanigan    |   | 1-5    | 0-4             | 1-1    | 0        | 1     | 1           | 3  | 3     | 1        | 2  | 0   | 0   | 14  |
| 24                   | Anfernee McLemore |   | 4-6    | 0-1             | 3-4    | 2        | 8     | 10          | 5  | 11    | 0        | 3  | 1   | 1   | 34  |
| 35                   | Devan Cambridge   |   | 0-1    | 0-1             | 0-0    | 1        | 0     | 1           | 0  | 0     | 0        | 1  | 1   | 0   | 5   |
|                      | Team              |   |        |                 |        | 2        | 3     | 5           |    |       |          |    |     |     |     |
| Totals               |                   |   | 25-57  | 8-31            | 21-30  | 15       | 29    | 44          | 23 | 79    | 11       | 18 | 4   | 3   | 225 |
| FG % 1st Half: 11-28 |                   |   | 39.3%  | 2nd half: 13-24 | 54.2%  | OT: 1-5  | 20.0% | Game: 25-57 |    | 43.9% | Deadball |    |     |     |     |
| 3FG % 1st Half: 4-16 |                   |   | 25.0%  | 2nd half: 4-13  | 30.8%  | OT: 0-2  | 0.0%  | Game: 8-31  |    | 25.8% | Rebounds |    |     |     |     |
| FT % 1st Half: 8-11  |                   |   | 72.7%  | 2nd half: 5-10  | 50.0%  | OT: 8-9  | 88.9% | Game: 21-30 |    | 70.0% | 4.2      |    |     |     |     |

| GAME 25   | MISSISSIPPI STATE | 78 | 40 | 38 | 78 | 77 | MISSISSIPPI STATE |
|---|-------------------|----|----|----|----|----|-------------------|
| SEC ESPN  | ARKANSAS          | 32 | 45 | 77 | 77 | 77 | ARKANSAS          |
| Feb. 15, 2020 • Fayetteville, Ark. • Bud Walton Arena |                   |    |    |    |    |    |                   |

## Mississippi State 78 • 16-9, 7-5 SEC

|                      |                   | Total  |                 | 3-Ptr  | Rebounds    |     |       |                   |    |   |    |     |     |     |
|----------------------|-------------------|--------|-----------------|--------|-------------|-----|-------|-------------------|----|---|----|-----|-----|-----|
| #                    | Player            | FG-FA  | FG-FA           | FT-FTA | Off         | Def | Tot   | PF                | TP | A | TO | Blk | Stl | Min |
| 01                   | Reggie Perry      | f 6-9  | 0-0             | 5-7    | 1           | 7   | 8     | 4                 | 17 | 1 | 5  | 0   | 0   | 36  |
| 24                   | Abdul Ado         | f 1-2  | 0-0             | 0-0    | 3           | 4   | 7     | 3                 | 2  | 0 | 0  | 2   | 0   | 24  |
| 00                   | Nick Weatherspoon | g 5-9  | 0-0             | 0-0    | 0           | 0   | 0     | 4                 | 10 | 3 | 5  | 2   | 1   | 22  |
| 03                   | D.J. Stewart Jr.  | g 4-5  | 1-1             | 1-1    | 0           | 3   | 3     | 4                 | 10 | 0 | 1  | 0   | 2   | 37  |
| 12                   | Robert Woodard II | g 2-7  | 0-1             | 1-4    | 0           | 5   | 5     | 2                 | 5  | 2 | 1  | 2   | 1   | 36  |
| 05                   | Iverson Molinar   | g 4-4  | 0-0             | 0-0    | 0           | 1   | 1     | 2                 | 8  | 1 | 0  | 0   | 0   | 11  |
| 22                   | KeyShawn Feazell  | g 0-1  | 0-1             | 0-0    | 0           | 1   | 1     | 1                 | 0  | 0 | 0  | 0   | 0   | 5   |
| 23                   | Tyson Carter      | g 8-14 | 2-4             | 8-10   | 0           | 1   | 1     | 3                 | 26 | 2 | 4  | 0   | 1   | 29  |
| Team                 |                   |        |                 |        | 0           | 2   | 2     |                   |    |   |    |     |     |     |
| Totals               |                   | 30-51  | 3-7             | 15-22  | 4           | 24  | 28    | 23                | 78 | 9 | 16 | 6   | 5   | 200 |
| FG % 1st Half: 18-29 |                   | 62.1%  | 2nd half: 12-22 | 54.5%  | Game: 30-51 |     | 58.8% | Deadball Rebounds |    |   |    |     |     |     |
| 3FG % 1st Half: 1-2  |                   | 50.0%  | 2nd half: 2-5   | 40.0%  | Game: 3-7   |     | 42.9% | 5                 |    |   |    |     |     |     |
| FT % 1st Half: 3-5   |                   | 60.0%  | 2nd half: 12-17 | 70.6%  | Game: 15-22 |     | 68.2% |                   |    |   |    |     |     |     |

## Arkansas 77 • 16-9, 4-8 SEC

| #                    | Player          | Total  |                 | 3-Ptr  | Rebounds    |       |                   | PF | TP | A  | TO | Blk | Stl | Min |     |
|----------------------|-----------------|--------|-----------------|--------|-------------|-------|-------------------|----|----|----|----|-----|-----|-----|-----|
|                      |                 | FG-FGA | FG-FGA          | FT-FTA | Off         | Def   | Tot               |    |    |    |    |     |     |     |     |
| 02                   | Adrio Bailey    | f      | 4-8             | 2-3    | 0-0         | 2     | 2                 | 4  | 3  | 10 | 1  | 4   | 1   | 1   | 28  |
| 35                   | Reggie Chaney   | f      | 1-3             | 0-0    | 2-2         | 2     | 0                 | 2  | 2  | 4  | 0  | 2   | 0   | 1   | 18  |
| 03                   | Desi Sills      | g      | 5-10            | 2-4    | 3-3         | 1     | 2                 | 3  | 1  | 15 | 2  | 2   | 0   | 1   | 36  |
| 15                   | Mason Jones     | g      | 9-17            | 2-7    | 18-21       | 0     | 6                 | 6  | 4  | 38 | 2  | 2   | 0   | 1   | 35  |
| 33                   | Jimmy Whitt Jr. | g      | 4-8             | 0-0    | 0-0         | 0     | 6                 | 6  | 1  | 8  | 3  | 2   | 0   | 0   | 40  |
| 00                   | Jeantal Cylla   |        | 0-1             | 0-0    | 0-0         | 0     | 1                 | 1  | 3  | 0  | 0  | 0   | 0   | 0   | 7   |
| 05                   | Jalen Harris    |        | 0-2             | 0-2    | 0-0         | 0     | 1                 | 1  | 3  | 0  | 2  | 1   | 0   | 0   | 26  |
| 14                   | Jamario Bell    |        | 0-0             | 0-0    | 0-0         | 0     | 0                 | 0  | 0  | 0  | 0  | 0   | 0   | 1   | 1   |
| 24                   | Ethan Henderson |        | 1-3             | 0-0    | 0-0         | 2     | 1                 | 3  | 1  | 2  | 0  | 0   | 0   | 0   | 9   |
| Team                 |                 |        |                 |        |             | 0     | 0                 | 0  |    |    |    |     |     |     |     |
| Totals               |                 |        | 24-52           | 6-16   | 23-26       | 7     | 19                | 26 | 18 | 77 | 10 | 13  | 1   | 4   | 200 |
| FG % 1st Half: 11-27 |                 | 40.7%  | 2nd half: 13-25 | 52.0%  | Game: 24-52 | 46.2% | Deadball Rebounds |    |    |    |    |     |     |     |     |
| 3FG % 1st Half: 3-8  |                 | 37.5%  | 2nd half: 3-8   | 37.5%  | Game: 6-16  | 37.5% |                   |    |    |    |    |     |     |     |     |
| FT % 1st Half: 7-7   |                 | 100.0% | 2nd half: 16-19 | 84.2%  | Game: 23-26 | 88.5% |                   |    |    |    |    |     |     |     |     |

Officials: Brian Shey, Jason Baker, Mike Nance

Technical fouls: Mississippi St.-None. Arkansas-None.

Attendance: 19200

| Score by periods | 1st | 2nd | Total |
|------------------|-----|-----|-------|
| Mississippi St.  | 40  | 38  | 78    |
| Arkansas         | 32  | 45  | 77    |

Last FG - MSU 2nd-00:01, ARK 2nd-01:45.

Largest lead - MSU by 17 2nd-14:37, ARK by 5 1st-18:45.

MSU led for 28:38. ARK led for 08:57. Game was tied for 02:25.

Score tied - 5 times.  
Lead changed - 7 times.

| GAME 27   | MISSOURI | 68 | 33 | 35 | 68 | 78 | MISSOURI |
|---|----------|----|----|----|----|----|----------|
| SEC ESPN  | ARKANSAS | 35 | 43 | 78 | 78 | 78 | ARKANSAS |
| Feb. 22, 2020 • Fayetteville, Ark. • Bud Walton Arena |          |    |    |    |    |    |          |

## Missouri 68 • 13-14, 5-9 SEC

| #                    | Player          | Total  |                 | 3-Ptr  | Rebounds    |     |       | PF                | TP | A  | TO | Blk | Stl | Min |
|----------------------|-----------------|--------|-----------------|--------|-------------|-----|-------|-------------------|----|----|----|-----|-----|-----|
|                      |                 | FG-FGA | FG-FGA          | FT-FTA | Off         | Def | Tot   |                   |    |    |    |     |     |     |
| 14                   | Reed Nikko      | f 3-4  | 0-0             | 0-0    | 0           | 0   | 0     | 2                 | 6  | 0  | 1  | 1   | 0   | 19  |
| 24                   | Kobe Brown      | f 5-10 | 2-6             | 5-6    | 2           | 8   | 10    | 2                 | 17 | 0  | 1  | 0   | 1   | 28  |
| 01                   | Xavier Pinson   | g 5-13 | 1-8             | 4-6    | 2           | 4   | 6     | 3                 | 15 | 7  | 5  | 0   | 0   | 31  |
| 04                   | Javon Pickett   | g 2-7  | 0-1             | 0-0    | 1           | 1   | 2     | 5                 | 4  | 2  | 1  | 0   | 1   | 28  |
| 12                   | Dru Smith       | g 6-14 | 0-2             | 3-4    | 1           | 7   | 8     | 3                 | 15 | 2  | 3  | 0   | 1   | 38  |
| 00                   | Torrence Watson | g 2-6  | 1-3             | 2-2    | 1           | 1   | 2     | 2                 | 7  | 0  | 2  | 1   | 0   | 21  |
| 02                   | Tray Jackson    | g 1-2  | 0-1             | 0-0    | 0           | 1   | 1     | 0                 | 2  | 0  | 0  | 0   | 0   | 4   |
| 05                   | Mitchell Smith  | g 0-0  | 0-0             | 2-2    | 2           | 2   | 4     | 3                 | 2  | 2  | 0  | 0   | 0   | 21  |
| 42                   | Parker Braun    | g 0-0  | 0-0             | 0-0    | 0           | 1   | 1     | 0                 | 0  | 0  | 0  | 1   | 1   | 10  |
| Team                 |                 |        |                 |        | 1           | 1   | 2     |                   |    |    |    |     |     |     |
| Totals               |                 | 24-56  | 4-21            | 16-20  | 10          | 26  | 36    | 20                | 68 | 13 | 13 | 3   | 4   | 200 |
| FG % 1st Half: 14-26 |                 | 53.8%  | 2nd half: 10-30 | 33.3%  | Game: 24-56 |     | 42.9% | Deadball Rebounds |    |    |    |     |     |     |
| 3FG % 1st Half: 3-11 |                 | 27.3%  | 2nd half: 1-10  | 10.0%  | Game: 4-21  |     | 19.0% | 3                 |    |    |    |     |     |     |
| FT % 1st Half: 2-4   |                 | 50.0%  | 2nd half: 14-16 | 87.5%  | Game: 16-20 |     | 80.0% |                   |    |    |    |     |     |     |

## Arkansas 78 • 17-10, 5-9 SEC

| #                    | Player          | Total  |                 | 3-Ptr  |             | Rebounds |                   |    |    |    |    |   | PF | TP | A   | TO | Blk | Stl | Min |
|----------------------|-----------------|--------|-----------------|--------|-------------|----------|-------------------|----|----|----|----|---|----|----|-----|----|-----|-----|-----|
|                      |                 | FG-FGA | FG-FGA          | FT-FTA | Off         | Def      | Tot               |    |    |    |    |   |    |    |     |    |     |     |     |
| 02                   | Adrio Bailey    | f      | 4-8             | 1-3    | 2-3         | 1        | 4                 | 5  | 5  | 11 | 0  | 0 | 1  | 2  | 31  |    |     |     |     |
| 01                   | Isaiah Joe      | g      | 6-12            | 5-10   | 4-4         | 0        | 3                 | 3  | 1  | 21 | 3  | 2 | 0  | 1  | 37  |    |     |     |     |
| 05                   | Jalen Harris    | g      | 1-3             | 1-2    | 0-0         | 0        | 0                 | 0  | 3  | 3  | 3  | 3 | 1  | 0  | 23  |    |     |     |     |
| 15                   | Mason Jones     | g      | 2-9             | 1-4    | 7-8         | 1        | 7                 | 8  | 3  | 12 | 4  | 1 | 0  | 1  | 29  |    |     |     |     |
| 33                   | Jimmy Whitt Jr. | g      | 6-12            | 0-0    | 2-2         | 0        | 3                 | 3  | 2  | 14 | 2  | 1 | 0  | 1  | 39  |    |     |     |     |
| 00                   | Jeantal Cylla   |        | 0-0             | 0-0    | 0-0         | 0        | 0                 | 0  | 0  | 0  | 0  | 0 | 0  | 0  | 2   |    |     |     |     |
| 03                   | Desi Sills      |        | 6-8             | 4-6    | 1-1         | 0        | 3                 | 3  | 3  | 17 | 1  | 0 | 0  | 1  | 33  |    |     |     |     |
| 24                   | Ethan Henderson |        | 0-1             | 0-0    | 0-0         | 0        | 0                 | 0  | 0  | 0  | 0  | 0 | 0  | 0  | 1   |    |     |     |     |
| 35                   | Reggie Chaney   |        | 0-0             | 0-0    | 0-2         | 0        | 0                 | 0  | 0  | 0  | 0  | 1 | 0  | 0  | 5   |    |     |     |     |
| Team                 |                 |        |                 |        |             | 0        | 1                 | 1  |    |    |    |   |    |    |     |    |     |     |     |
| Totals               |                 |        | 25-53           | 12-25  | 16-20       | 2        | 21                | 23 | 17 | 78 | 13 | 8 | 2  | 6  | 200 |    |     |     |     |
| FG % 1st Half: 12-24 |                 | 50.0%  | 2nd half: 13-29 | 44.8%  | Game: 25-53 | 47.2%    | Deadball Rebounds |    |    |    |    |   |    |    |     |    |     |     |     |
| 3FG % 1st Half: 5-10 |                 | 50.0%  | 2nd half: 7-15  | 46.7%  | Game: 12-25 | 48.0%    | 3,2               |    |    |    |    |   |    |    |     |    |     |     |     |
| FT % 1st Half: 6-8   |                 | 75.0%  | 2nd half: 10-12 | 83.3%  | Game: 16-20 | 80.0%    |                   |    |    |    |    |   |    |    |     |    |     |     |     |

Officials: Wil Howard, Steven Anderson, Chuck Jones

Technical fouls: Missouri-None. Arkansas-None.

Attendance: 19200

| Score by periods | 1st | 2nd | Total |
|------------------|-----|-----|-------|
| Missouri         | 33  | 35  | 68    |
| Arkansas         | 35  | 43  | 78    |

Last FG - MIZZOU 2nd-01:17, ARK 2nd-01:10.

Largest lead - MIZZOU by 13 1st-09:59, ARK by 10 2nd-12:59.

MIZZOU led for 17:49. ARK led for 20:48. Game was tied for 01:23.

Score tied - 1 time.  
Lead changed - 1 time.

| GAME 26  | ARKANSAS | 59 | 26 | 33 | 59 | 73 | ARKANSAS |
|--|----------|----|----|----|----|----|----------|
| SEC ESPN   | FLORIDA  | 33 | 40 | 73 | 73 | 73 | FLORIDA  |
| Feb. 18, 2020 • Gainesville, Fla. • Exactech Arena |          |    |    |    |    |    |          |

## Arkansas 59 • 16-10, 4-9 SEC

| #                   | Player          | Total  |                 | 3-Ptr  |             | Rebounds |                   |        | PF | TP  | A | TO | Blk | Stl | Min |
|---------------------|-----------------|--------|-----------------|--------|-------------|----------|-------------------|--------|----|-----|---|----|-----|-----|-----|
|                     |                 | FG-FGA | FT-FGA          | FG-FGA | FT-FGA      | Off      | Def               | Tot    |    |     |   |    |     |     |     |
| 02                  | Adrio Bailey    | f 7-14 | 2-5             | 0-0    | 2 6 8       | 4        | 16                | 0 1 0  | 1  | 30  |   |    |     |     |     |
| 24                  | Ethan Henderson | f 3-4  | 0-0             | 1-3    | 2 1 3       | 5        | 7                 | 0 0 1  | 0  | 10  |   |    |     |     |     |
| 03                  | Desi Sills      | g 0-7  | 0-4             | 0-0    | 1 2 3       | 2        | 0                 | 1 0 0  | 0  | 36  |   |    |     |     |     |
| 15                  | Mason Jones     | g 7-16 | 0-4             | 7-10   | 1 2 3       | 4        | 21                | 5 4 0  | 0  | 40  |   |    |     |     |     |
| 33                  | Jimmy Whitt Jr. | g 4-9  | 0-0             | 2-4    | 3 0 3       | 3        | 10                | 2 2 0  | 3  | 37  |   |    |     |     |     |
| 00                  | Jeantal Cylla   | g 0-2  | 0-1             | 2-2    | 1 1 2       | 2        | 2                 | 0 1 0  | 1  | 10  |   |    |     |     |     |
| 05                  | Jalen Harris    | g 1-2  | 1-2             | 0-0    | 0 2 2       | 2        | 3                 | 2 1 0  | 1  | 32  |   |    |     |     |     |
| 13                  | Emeka Obukwelu  | g 0-0  | 0-0             | 0-0    | 0 0 0       | 0        | 0                 | 0 0 0  | 0  | 0+  |   |    |     |     |     |
| 35                  | Reggie Chaney   | g 0-1  | 0-0             | 0-0    | 0 1 1       | 0        | 0                 | 0 0 0  | 0  | 5   |   |    |     |     |     |
| Team                |                 |        |                 |        | 1 0 1       |          |                   |        |    |     |   |    |     |     |     |
| Totals              |                 | 22-55  | 3-16            | 12-19  | 11 15 26    | 22       | 59                | 9 12 1 | 6  | 200 |   |    |     |     |     |
| FG % 1st Half: 9-28 |                 | 32.1%  | 2nd half: 13-27 | 48.1%  | Game: 22-55 | 40.0%    | Deadball Rebounds |        |    |     |   |    |     |     |     |

**GAME 29**

**89** **ARKANSAS**  
**Georgia**  
**39 50**  
**47 52**  
**89 99**  
**82**

**Feb. 29, 2020 • Athens, Ga. • Stegeman Coliseum**

**Arkansas 89 • 18-11, 6-10 SEC**

| #                    | Player          |   | Total  |                 | 3-Ptr  |             | Rebounds |       |    |                     |    | PF | TP | A | TO  | Blk | Stl | Min |
|----------------------|-----------------|---|--------|-----------------|--------|-------------|----------|-------|----|---------------------|----|----|----|---|-----|-----|-----|-----|
|                      |                 |   | FG-FGA | FG-FGA          | FT-FTA | Off         | Def      | Tot   |    |                     |    |    |    |   |     |     |     |     |
| 02                   | Adrio Bailey    | f | 2-5    | 0-1             | 2-4    | 1           | 3        | 4     | 5  | 6                   | 0  | 0  | 2  | 0 | 0   | 21  |     |     |
| 24                   | Ethan Henderson | f | 0-0    | 0-0             | 0-0    | 0           | 0        | 0     | 4  | 0                   | 0  | 0  | 0  | 0 | 0   | 6   |     |     |
| 01                   | Isaiah Joe      | g | 8-18   | 4-10            | 6-6    | 0           | 3        | 3     | 1  | 26                  | 1  | 0  | 0  | 2 | 40  |     |     |     |
| 15                   | Mason Jones     | g | 8-14   | 1-5             | 9-9    | 0           | 3        | 3     | 2  | 26                  | 5  | 3  | 1  | 1 | 37  |     |     |     |
| 33                   | Jimmy Whitt Jr. | g | 2-6    | 0-0             | 1-2    | 3           | 1        | 4     | 4  | 5                   | 6  | 1  | 0  | 0 | 33  |     |     |     |
| 03                   | Desi Sills      |   | 8-13   | 3-5             | 2-5    | 1           | 5        | 6     | 3  | 21                  | 0  | 1  | 0  | 0 | 33  |     |     |     |
| 05                   | Jalen Harris    |   | 1-5    | 1-3             | 2-2    | 0           | 4        | 4     | 2  | 5                   | 1  | 1  | 0  | 2 | 28  |     |     |     |
| 35                   | Reggie Chaney   |   | 0-1    | 0-0             | 0-0    | 0           | 0        | 0     | 0  | 0                   | 0  | 0  | 0  | 0 | 2   |     |     |     |
|                      | Team            |   |        |                 |        | 2           | 3        | 5     |    |                     |    |    |    |   |     |     |     |     |
| Totals               |                 |   | 29-62  | 9-24            | 22-28  | 7           | 22       | 29    | 21 | 89                  | 13 | 6  | 3  | 5 | 200 |     |     |     |
| FG % 1st Half: 11-30 |                 |   | 36.7%  | 2nd half: 18-32 | 56.3%  | Game: 29-62 |          | 46.8% |    | Deadball Rebounds 4 |    |    |    |   |     |     |     |     |
| 3FG % 1st Half: 6-15 |                 |   | 40.0%  | 2nd half: 3-9   | 33.3%  | Game: 9-24  |          | 37.5% |    |                     |    |    |    |   |     |     |     |     |
| FT % 1st Half: 11-15 |                 |   | 73.3%  | 2nd half: 11-13 | 84.6%  | Game: 22-28 |          | 78.6% |    |                     |    |    |    |   |     |     |     |     |

**Georgia 99 • 15-14, 5-11 SEC**

| #                    | Player              |   | Total  |                 | 3-Ptr  | Rebounds    |     |       |    |    | PF | TP | A | TO | Blk | Stl | Min      |
|----------------------|---------------------|---|--------|-----------------|--------|-------------|-----|-------|----|----|----|----|---|----|-----|-----|----------|
|                      |                     |   | FG-FGA | FG-FGA          | FT-FTA | Off         | Def | Tot   |    |    |    |    |   |    |     |     |          |
| 20                   | Rayshaun Hammonds   | f | 9-13   | 3-4             | 1-1    | 2           | 7   | 9     | 2  | 22 | 3  | 1  | 0 | 0  |     | 32  |          |
| 02                   | Jordan Harris       | g | 5-8    | 0-3             | 1-2    | 2           | 7   | 9     | 3  | 11 | 0  | 3  | 1 | 1  |     | 30  |          |
| 05                   | Anthony Edwards     | * | 8-14   | 3-6             | 7-8    | 0           | 7   | 7     | 2  | 26 | 2  | 2  | 0 | 1  |     | 37  |          |
| 10                   | Toumani Camara      | * | 4-8    | 0-1             | 2-5    | 5           | 2   | 7     | 3  | 10 | 0  | 1  | 0 | 0  |     | 33  |          |
| 15                   | Sahvir Wheeler      | * | 5-9    | 0-1             | 1-3    | 0           | 1   | 1     | 3  | 11 | 2  | 3  | 0 | 0  |     | 28  |          |
| 00                   | Donnell Gresham Jr. |   | 1-4    | 0-2             | 1-1    | 0           | 0   | 0     | 3  | 3  | 3  | 0  | 0 | 0  |     | 10  |          |
| 03                   | Christian Brown     |   | 1-4    | 0-0             | 0-0    | 2           | 1   | 3     | 2  | 2  | 1  | 0  | 1 | 0  |     | 7   |          |
| 04                   | Tyree Crump         |   | 5-7    | 4-6             | 0-0    | 1           | 0   | 1     | 4  | 14 | 1  | 0  | 0 | 0  |     | 17  |          |
| 14                   | Tye Fagan           |   | 0-0    | 0-0             | 0-0    | 0           | 0   | 0     | 0  | 0  | 0  | 0  | 0 | 0  |     | 3   |          |
| 30                   | Mike Peake          |   | 0-0    | 0-0             | 0-0    | 0           | 1   | 1     | 1  | 0  | 0  | 0  | 0 | 0  |     | 3   |          |
|                      | Team                |   |        |                 |        | 1           | 1   | 2     |    |    |    |    |   |    |     |     |          |
| Totals               |                     |   | 38-67  | 10-23           | 13-20  | 13          | 27  | 40    | 23 | 99 | 12 | 10 | 2 | 2  |     | 200 |          |
| FG % 1st Half: 19-34 |                     |   | 55.9%  | 2nd half: 19-33 | 57.6%  | Game: 38-67 |     | 56.7% |    |    |    |    |   |    |     |     | Deadball |
| 3FG % 1st Half: 5-11 |                     |   | 45.5%  | 2nd half: 5-12  | 41.7%  | Game: 10-23 |     | 43.5% |    |    |    |    |   |    |     |     | Rebound  |
| FT % 1st Half: 4-6   |                     |   | 66.7%  | 2nd half: 9-14  | 64.3%  | Game: 13-20 |     | 65.0% |    |    |    |    |   |    |     |     | 1,1      |

Officials: Rob Rorke,Brian Shey,Joe Lindsey  
 Technical fouls: Arkansas-None. Georgia-None.  
 Attendance: 10017

| Score by periods | 1st | 2nd | Total |
|------------------|-----|-----|-------|
| Arkansas         | 39  | 50  | 89    |
| Georgia          | 47  | 52  | 99    |

|        | In    | Off | 2nd    | Fast  |
|--------|-------|-----|--------|-------|
| Points | Paint | T/O | Chance | Break |
| ARK    | 30    | 11  | 7      | 8     |
| UGA    | 50    | 9   | 16     | 11    |
|        |       |     |        | Bench |
|        |       |     |        | 26    |
|        |       |     |        | 19    |

Last FG - ARK 2nd-00:07, UGA 2nd-00:15.  
 Largest lead - ARK None, UGA by 18 1st-08:24.  
 ARK led for 00:00. UGA led for 39:42. Game was tied for 00:18.

Score tied - 0 times.  
 Lead changed - 0 times.

## LAST TIME AN ARKANSAS PLAYER...

## • SCORING •

Scored 25 Points: 26 Mason Jones & Isaiah Joe at Georgia (02/29/20)  
 Scored 30 Points: 37 Mason Jones vs Tennessee (02/26/20)  
 Scored 40 Points: 40 Mason Jones vs Auburn (02/04/20)  
 Scored 50 Points: 51 Rotnei Clarke vs. Alcorn State (11/13/09)  
**RECORD: 51 Rotnei Clarke vs. Alcorn State (11/13/09)**

## • FIELD GOALS MADE •

Made 15 Field Goals: 15 (15-21) Rotnei Clarke vs. Alcorn State (11/13/09)  
 Made 20 Field Goals: 20 (2-30) Dean Tolson vs. Texas A&M (03/02/74)  
**RECORD: 20 (20-30) Dean Tolson vs. Texas A&M (03/02/74)**

## • FIELD GOALS ATTEMPTED •

Attempted 20 Field Goals: 24 (12-24) Mason Jones vs Auburn (02/04/20)  
 Attempted 25 Field Goals: 26 (9-26) Courtney Fortson at Mississippi State (01/14/10)  
**RECORD: 30 (20-30) Dean Tolson vs. Texas A&M (03/02/74)**

## • FIELD GOAL PERCENTAGE •

Shot 100% FG (Min. 7 att): Daniel Gafford (7-7) at Texas Tech (01/26/19)  
**RECORD (min 8 att): 100% 8x - Best: Daryll Saulsberry (10-10) 1975**

## • 3-POINTERS MADE •

Made 7 3-pointers: 7 (7-13) by Isaiah Joe at Ole Miss (01/11/20)  
 Made 10 3-pointers: 10 (10-13) by Isaiah Joe vs. FIU (12/01/18)  
 Made 11-Plus 3-pointers: 13 (13-17) by Rotnei Clarke vs. Alcorn State (11/13/09)  
**RECORD: 13 (13-17) by Rotnei Clarke vs. Alcorn State (11/13/09) (SEC record)**

## • 3-POINTERS ATTEMPTED •

Attempted 15 3-Pointers: 17 (6-17) Isaiah Joe at Indiana (12/22/19)  
 Attempted 20 3-Pointers: 24 (10-24) Pat Bradley vs. North Texas (12/30/98)  
**RECORD: 24 (10-24) Pat Bradley vs. North Texas (12/30/98) (SEC record)**

## • FREE THROWS MADE •

Made 10 Free Throws: 12 Joe (12-12) and Jones (12-15) vs Tennessee (02/26/20)  
 Made 15 Free Throws: 18 (18-21) Mason Jones vs Mississippi State (02/15/20)  
 Made 20 Plus Free Throws: 22 (22-24) Martin Terry vs. Texas A&M (01/22/72)  
**RECORD: 22 (22-24) by Martin Terry vs. Texas A&M (01/22/72)**

## • FREE THROWS ATTEMPTED •

Attempted 15 Free Throws: 15 (12-15) Mason Jones vs Tennessee (02/26/20)  
 Attempted 20 Free Throws: 21 (18-21) Mason Jones vs Miss State (02/15/20)  
 Attempted 24 Plus Free Throws: 24 (22-24) Martin Terry vs. Texas A&M (01/22/72)  
**RECORD: 24 (22-24) Martin Terry vs. Texas A&M (01/22/72)**

## • FREE THROW PERCENTAGE •

Shot 100% FT (min 10 att): 12-12 Isaiah Joe vs Tennessee (02/26/20)  
**RECORD (min. 11 att): 9x - Best: Tommy Boyer (18-18) in 1963**

## • REBOUNDS •

Grabbed 10-14 Rebounds: 11 Reggie Chaney at Missouri (02/08/20)  
 Grabbed 15-20 Rebounds: 16 Daniel Gafford vs. Alabama (03/09/19)  
 Grabbed 20-Plus Rebounds: 23 Nick Davis vs. Jackson State (11/21/97)  
**RECORD: 23 by Nick Davis vs. Jackson State (11/21/97)**  
 • Grabbed 10 Offensive Rebounds: 10 Bobby Portis vs. LSU (03/07/15)  
 • Grabbed 10 Defensive Rebounds: 11 Mason Jones vs South Carolina (01/29/20)

## • ASSISTS •

Had 10 Assists: 10 by Jalen Harris at Missouri (02/12/19)  
 Had 15 Assists: 15 by Dontell Jefferson vs. Portland State (11/18/05)  
**RECORD: 15 by Dontell Jefferson vs. Portland State (11/18/05)**

## • STEALS •

Had 5 Steals: 5 Isaiah Joe vs Texas Southern (11/19/19)  
 Had 6-7 Steals: 6 Isaiah Joe at Georgia Tech (11/25/19)  
 Had 8-9 Steals: 9 Robert Shepard at Arizona (12/06/92)  
**RECORD: 9 by Robert Shepard at Arizona (12/06/92)**

## • BLOCKED SHOTS •

Had 5 Blocks: 5 Adrio Bailey vs Valpo (12/21/19)  
 Had 6-9 Blocks: 7 Reggie Chaney at Providence (03/19/19)  
 Had 10 Blocks: 10 Steven Hill vs. Texas State (12/06/05)  
**RECORD: 10 Steven Hill vs. Texas St. (12/06/05) & Oliver Miller vs. Texas (02/04/90)**

## • TURNOVERS •

Committed 5-9 Turnovers: 7 Mason Jones vs South Carolina (01/29/20)  
 Committed 10 Plus Turnovers: 10 Courtney Fortson at South Carolina (02/21/09)

## • MINUTES PLAYED •

38 Minutes (Regulation): 38:00 Mason Jones at Alabama (02/01/20)  
 39 Minutes (Regulation): 39:31 Isaiah Joe at Georgia (02/29/20)  
 40 Minutes (Regulation): Jimmy Whitt Jr. at LSU (01/08/20) & vs TCU (01/25/20)  
 40 Minutes (OT): 40:00 Jimmy Whitt Jr., at Missouri (02/08/20)  
 45 Plus Minutes: 47 by BJ Young vs. Auburn (01/16/13)

## • MISCELLANEOUS •

2 Players Scored 20+ Pts In Same Game: Mason Jones (26) & Isaiah Joe (26) at Georgia (02/29/20)  
 3 Players Scored 20+ Pts In Same Game: at Georgia (02/29/20) Mason Jones (26), Isaiah Joe (26) & Desi Sills (21)  
 2 Players Scored 20+ Pts In Back-To-Back Gms: Jones (37/26) & Joe (22/26) vs. Tennessee (02/26/20) and at Georgia (02/29/20)  
 2 Players Scored 20+ Pts In 3 Straight: Jones (41/20/21) & Joe (20/21/24) vs Tulsa (12/14/19), Valpo (12/21/19) and Indiana (12/29/19)  
 Scored 20 or More Points in Five-Plus Consecutive Games: (5) by Mason Jones 20, 20, 34, 30, 40 (01/12/20 to 02/04/20)  
 Scored 20 or More Points in 10-Plus Consecutive Games: (11) by Todd Day 20, 23, 26, 26, 22, 31, 23, 21, 27, 21, 20 (12/01/90 to 01/12/91)  
 Scored 30 or More Points in 3 Straight Games: Mason Jones 34 vs. S. Carolina (01/29/20), 30 at Alabama (02/01/20), 40 vs Auburn (02/04/20)  
 Most Points in Back-To-Back Games: 82 by Martin Terry 35 at TCU (02/20/73) and 47 vs. SMU (02/24/73)  
 Consecutive Free Throws Made: 48 by Ricky Medlock (20 gms; 12/21/74 to 03/04/75)  
 Double-Double: Pts/Rebs: Reggie Chaney (17 & 11) at Missouri (02/08/20)  
 Double-Double: Pts/Assists: Jalen Harris (11 & 10) vs. UTSA (12/15/18)  
 Two Players with Double-Double in Same Game: vs. UTSA (12/15/18) Daniel Gafford (13 pts, 14 rebs) and Jalen Harris (11 pts, 10 assists)  
 Had 5-Plus Assists in 5-Plus Consecutive Games: (6) by Jalen Harris 11, 6, 10, 12, 7, 10 (11/21/81 thru 12/15/81)  
 Had 10 or More Assists in Back-to-Back Games: Jalen Harris 10 vs. FIU (12/01/18) and 12 at Colorado State (12/05/18)  
 Three-Plus Players with 5-Plus Assists in a Game: vs. Montana State (11/21/18) Jalen Harris (11), Isaiah Joe (5) and Desi Sills (5)  
 Had 5 or More Steals in Back-to-Back Games: Ronnie Brewer 5 vs. Western Illinois (01/01/06) and 5 vs. Mississippi State (01/07/06)

## LAST TIME AN OPPONENT PLAYER...

## • SCORING •

Scored 25 Points: 26 Anthony Edwards at Georgia (02/29/20)  
 Scored 30 Points: 30 Dantez Walton vs Northern Kentucky (11/29/19)  
 Scored 40 Points: 45 Jodie Meeks vs. Kentucky (02/14/09)  
 Scored 50 Points: 56 Oscar Robertson vs. Cincinnati (03/15/58) (on record)

## • FIELD GOALS MADE •

Made 15 Field Goals: 17 (17-24) Jodie Meeks vs. Kentucky (02/14/09)  
 Made 20 Field Goals: 21 Oscar Robertson vs. Cincinnati (03/15/58) (on record)

## • FIELD GOALS ATTEMPTED •

Attempted 20 Field Goals: 22 (11-22) Braden Shackelford at Alabama (02/01/20)  
 Attempted 25 Field Goals: 28 (11-28) Devan Downey vs. South Carolina (02/17/10)

## • FIELD GOAL PERCENTAGE •

Shot 100% FG (Min. 7 att): Adam Wing (8-8) vs. Evansville (12/08/15)

## • 3-POINTERS MADE •

Made 7 3-pointers: 7 (7-15) Tyler Hall vs. Montana State (11/21/18)  
 Made 10 3-pointers: 10 (10-19) Lance Weems at Auburn (01/06/96)

## • 3-POINTERS ATTEMPTED •

Attempted 15 3-pointers: 15 (7-15) Tyler Hall vs. Montana State (11/21/18)  
 Attempted 20 3-pointers: 22 (5-22) Jeff Fryer vs. Loyola Marymount (03/16/89)

## • FREE THROWS MADE •

Made 10 Free Throws: 12 (12-13) Xavier Pinson at Missouri (02/08/20)  
 Made 15 Free Throws: 15 (15-17) Keyontae Johnson at Florida (02/18/20)

## • FREE THROWS ATTEMPTED •

Attempted 15 Free Throws: 17 (15-17) Keyontae Johnson at Florida (02/18/20)  
 Attempted 20 Free Throws: 24 (18-24) Frank Williams vs. Illinois (12/08/01)

## • FREE THROW PERCENTAGE •

Shot 100% FT (min 10 att): 14-14 Grant Williams at Tennessee (01/15/19)

## • REBOUNDS •

Grabbed 15-19 Rebounds: 18 Kevin Samuel vs TCU (01/25/20)  
 Grabbed 20 Rebounds: 20 Antonio McDyess vs. Alabama (03/11/95)  
 • Grabbed 10 Offensive Rebounds: 11 Tyler Davis at Texas A&M (01/30/18)  
 • Grabbed 10 Defensive Rebounds: 11 Kevin Samuel vs TCU (01/25/20)

## • ASSISTS •

Had 10 Assists: 11 Tremont Waters vs. LSU (01/12/19)  
 Had 13 Assists: 13 Chuck Evans at Mississippi State (01/27/93) (on record)

## • STEALS •

Had 5 Steals: 6 Alpha Diallo at Providence (03/19/19)  
 Had 8 Steals: 8 Terry Conerway vs. Texas State (12/21/02)

## • BLOCKED SHOTS •

Had 6-9 Blocks: 7 Stefan Moody at Ole Miss (02/13/16)  
 Had 10 Plus Blocks: 10 P.J. Roberson vs. Grambling State (11/26/11)

## • TURNOVERS •

Committed 5-9 Turnovers: 5 Santiago Vescovi vs Tennessee (02/26/20)  
 Committed 10 Plus Turnovers: 12 Devin Gibson vs. UTSA (12/12/07)

## LAST TIME ARKANSAS HIGHS...

### • SCORING •

Scored 100 Points: 104 vs. Oral Roberts (12/19/17)  
Scored 120-Plus Points: 121 vs. FIU (12/01/18)  
**Scored 50 Points in 1st Half: 50 vs Tulsa (12/14/19)**  
**Scored 50 Points in 2nd Half: 50 at Georgia (11/05/19)**  
Scored 60 or More Points in a Half: 63 (2nd) vs. FIU (12/01/18)  
Scored 70 or More Points in a Half: 71 (1st) vs. Alcorn (11/13/09)  
Scored 80 or More Points in a Half: 88 (2nd) vs. U.S. International (12/09/89)

### • FIELD GOALS MADE •

**Made 30 Field Goals: 31 (31-54) vs Vanderbilt (01/15/20)**  
Made 40 Field Goals: 42 (42-69) vs. FIU (12/01/18)  
Made 50 Field Goals: 57 (57-99) vs. Troy (12/10/96)  
**RECORD: 68 (68-101) vs. U.S. International (12/09/89)**

### • FIELD GOALS ATTEMPTED •

**Attempted 70 Field Goals: 71 (31-71) vs Texas Southern (11/19/19)**  
Attempted 80 Field Goals: 83 (34-83) vs. Iona (11/30/14)  
Attempted 90 Field Goals: 99 (57-99) vs. Troy (12/10/96)  
Attempted 100 Field Goals: 101 (68-101) vs. US International (12/09/89)  
**RECORD: 101 (68-101) vs. U.S. International (12/09/89)**

### • FIELD GOALS PERCENTAGE •

Shot 60% FG: 60.9 (42-69) vs. FIU (12/01/18)  
Shot 70% or Better FG: 72.7 (32-44) vs. Alabama State (12/21/83)  
**RECORD: 79.4 (27-34) vs. Texas Tech (1979)**

### • 3-POINTERS MADE •

Made 15 3-pointers: 16 (16-24) vs. Mississippi State (01/09/16)  
Made 20 3-pointers: 21 (21-37) vs. Troy (12/10/96)  
**RECORD: 21 (21-37) vs. Troy (12/10/96)**

### • 3-POINTERS ATTEMPTED •

**Attempted 25 3-pointers: 25 (12-25) vs Missouri (02/22/20)**  
**Attempted 30 3-pointers: 31 (12-31) at Indiana (12/29/19)**  
Attempted 35 3-pointers: 35 (11-35) vs. Montana State (11/21/18)  
**RECORD: 54 (19-54) vs. North Texas (12/30/98)**

### • 3-POINT PERCENTAGE •

Shot 50% 3PT FG (min. 15 att): 50.0 (9-18) vs. Ole Miss (03/02/19)  
Shot 60% or Better 3PT FG (min. 15 att): 61.1 (11-18) at Vanderbilt (03/06/19)  
**RECORD (min. 15 att): 66.7 (16-24) vs. Mississippi State (01/09/16)**

### • FREE THROWS MADE •

**Made 20 Free Throws: 22 (22-28) at Georgia (02/29/20)**  
Made 30 Free Throws: 34 (34-46) vs. UT Arlington (11/23/18)  
Made 40 Free Throws: 41 (41-49) at Kentucky (01/25/92)  
**RECORD: 48 (48-53) vs. Ole Miss (01/17/04)**

### • FREE THROW ATTEMPTS •

**Attempted 40 Free Throws: 40 (26-40) vs South Carolina (01/29/20)**  
Attempted 50 Free Throws: 53 (35-53) vs. Northeastern Illinois (11/16/97)  
Attempted 60 Free Throws: 65 vs. TCU (1955)  
**RECORD: 65 vs. TCU (1955)**

### • FREE THROW PERCENTAGE •

**Shot 80% FT (min. 10 att): 81.8 (27-33) vs Tennessee (02/26/20)**  
**Shot 90% or Better FT (min. 10 att): 94.4 (17-18) at LSU (01/08/20)**  
**RECORD (min 10 att): 100 3x - Best 16-16 at Kentucky (02/27/14)**

### • REBOUNDS •

**Grabbed 40 Rebounds: 45 vs Rice (11/05/19)**  
Grabbed 50 Rebounds: 50 vs. FIU (12/01/18)  
Grabbed 55-Plus Rebounds: 55 vs. Utah Valley (01/03/15)  
**RECORD: 77 vs. Jackson State (01/22/02)**

### • ASSISTS •

Had 25 Assists: 29 vs. Montana State (11/21/18)  
Had 30 Assists: 32 vs. Jackson State (11/22/96)  
Had 40 Assists: 40 vs. Troy (12/10/96)  
**RECORD: 47 vs. U.S. International (12/09/89)**

### • STEALS •

**Had 15 Steals: 15 at Georgia Tech (11/25/19)**  
Had 20 Steals: 24 vs. Maryland-Eastern Shore (01/02/01)  
Had 25 Steals: 26 vs. Louisiana-Monroe (11/25/00)  
**RECORD: 26 vs. Louisiana-Monroe (11/25/00)**

### • BLOCKED SHOTS •

**Had 10 Blocks: 10 vs Texas Southern (11/19/19)**  
Had 13 Blocks: 14 vs. Georgia (01/29/19)  
Had 15 Blocks: 15 vs. South Alabama (12/30/91)  
**RECORD: 18 vs. Missouri (12/05/95)**

### • MOST TURNOVERS •

**Had 20 Turnovers: 20 vs Austin Peay (12/03/19)**  
Had 25 Turnovers: 25 at South Carolina (02/21/09)  
Had 30 Turnovers: 32 vs. Providence (11/16/07)  
**RECORD: 32 vs. Providence (11/16/07)**

### • FOULS •

**Committed 25 Fouls: 26 at Tennessee (02/11/20)**  
**Committed 30 Fouls: 32 at Missouri (02/08/20)**  
**RECORD: 38 vs. Missouri (12/04/61)**

## LAST TIME ARKANSAS LOWS...

### • SCORING •

Held to 40-45 Points: 43 at Florida (01/22/11)  
Held to 46-49 Points: 46 at Mississippi State (02/09/16)  
Held to 50-55 Points: 50 vs. Florida (03/14/19)  
**Held to 56-59 Points: 59 at Florida (02/18/20)**  
Held to 19 Points or Less in a Half: 18 (1st half) vs. Vanderbilt (02/07/17)

### • FIELD GOALS •

**Held to Below 20 Field Goals Made: 15 (15-49) at Tennessee (02/11/20)**

### • FIELD GOAL PERCENTAGE •

Held to 20-29% FG: 27.9 (17-61) vs. South Carolina (02/03/15)  
**Held to 30-35% FG: .333 (19-57) vs Kentucky (01/18/20)**

### • 3-POINTERS •

Did not Make a 3-pointer: 0 (0-2) at Texas (01/07/89)  
**Held to 1-4 3-PT FG Made: 3 (3-16) at Florida (02/18/20)**  
**Held to 5-9 3-PT FG Made: 9 (9-24) at Georgia (02/29/20)**  
**Attempted Single-Digit 3-pointers: 9 (6-9) vs TCU (01/25/20)**

### • 3-POINT PERCENTAGE •

Shot 10% or Worse 3PT FG: 10.0 (1-10) at Mississippi State (02/09/16)  
**Shot 11-19% 3PT FG: 16.7 (3-18) vs Northern Kentucky (11/29/19)**

### • FREE THROWS •

**Made Single Digit Free Throws: 6 (6-11) at Miss State (01/22/20)**  
Attempted Single Digit Free Throws: 9 (7-9) vs. Georgia Tech (12/19/18)

### • FREE THROW PERCENTAGE •

Shot 40-49% FT: 40.0 (6-15) at Florida (01/17/18)  
Shot Below 40% FT: 26.7 (4-15) at Texas A&M (01/09/13)

### • REBOUNDING •

Had 19 or Fewer Rebounds: 19 at Missouri (03/05/13)  
**Had 20-25 Rebounds: 23 vs Missouri (02/22/20)**

### • ASSISTS •

**Held to 6 Assists or less: 6 at Tennessee (02/11/20)**

### • STEALS •

Had No Steals: *None on record*  
Had 1 Steal: 1 vs Florida (03/09/18)  
**Had 2-4 Steals: 4 vs Mississippi State (02/15/20)**

### • BLOCKED SHOTS •

Had No Blocked Shots: 0 vs Missouri (1/23/19)

### • FEWEST TURNOVERS •

Had 1-4 Turnovers: 4 vs Georgia (01/29/19)  
**Had 5-9 Turnovers: 6 at Georgia (02/29/20)**

### • FOULS •

Had Single Digit Fouls: 9 vs LSU (02/17/07)

## ARKANSAS MISCELLANEOUS...

|                              |                                     |                 |
|------------------------------|-------------------------------------|-----------------|
| Played in an OT game:        | 02/08/20 at Missouri                | L, 79-83 (OT)   |
| Played in a 2OT game:        | 01/23/18 at Georgia                 | W, 80-77 (2 OT) |
| Played in a 3OT game:        | 02/09/80 vs. Houston                | L, 90-84 (3 OT) |
| Beat AP team ranked 21-25:   | 03/09/18 vs. #23 Florida (SEC)      | W, 80-72        |
| Beat AP team ranked 16-20:   | 02/02/19 at #19 LSU                 | W, 90-89        |
| Beat AP team ranked 11-15:   | 02/27/18 vs. #14 Auburn             | W, 91-82        |
| Beat AP team ranked 6-9:     | 12/30/17 vs. #9 Tennessee           | W, 95-93 (OT)   |
| Beat AP team ranked 2-5:     | 01/27/16 vs. #5 Texas A&M           | W, 74-71        |
| Beat AP team ranked #1:      | 02/12/84 vs. #1 North Carolina (PB) | W, 65-64        |
| Beat AP Top 25 team on road: | 02/02/19 at #19 LSU                 | W, 90-89        |
| Beat AP Top 10 team on road: | 02/09/94 at #4 Kentucky             | W, 90-82        |

## LAST TIME AN OPPONENT HIGHS...

## • SCORING •

Scored 100 Points: 106 at Tennessee (01/15/19)  
 Scored 110 Points: 117 at Ole Miss (12/10/73)  
 Scored 50 Points in 1st Half: 55 at Tennessee (01/15/19)  
**Scored 50 Points in 2nd Half: 52 at Georgia (02/29/20)**  
 Scored 60 or More Points in a Half: 60 (1st half) vs. Alabama (02/28/96)

## • FIELD GOALS MADE •

**Made 30 Field Goals: 38 (38-67) at Georgia (02/29/20)**  
 Made 40 Field Goals: 40 (40-68) by Texas (01/05/10)  
 Made 45 Field Goals: 45 (45-80) vs. Pittsburgh (12/29/86)

## • FIELD GOALS ATTEMPTED •

**Attempted 70 Field Goals: 70 (27-72) vs Valpo (12/21/19)**  
 Attempted 80 Field Goals: 83 (31-83) by FIU (12/01/018)

## • FIELD GOAL PERCENTAGE •

Shot 60% FG: 61.1 (15-23) vs. Auburn (02/17/16)  
 Shot 65% FG: 67.7 (4-65) vs. North Carolina (03/23/08)  
 Shot 69% FG: 69.8 (37-53) at Auburn (01/14/95)

## • 3-POINTERS MADE •

Made 15 3-pointers: 15 (15-30) at LSU (02/03/18)  
 Made 17 3-pointers: 17 (17-33) at Auburn (02/20/19)

## • 3-POINTERS ATTEMPTED •

**Attempted 25 3-pointers: 23 (10-26) at Georgia (02/29/20)**  
**Attempted 30 3-pointers: 31 (8-31) vs Auburn (02/04/20)**  
 Attempted 35 3-pointers: 37 (6-37) by FIU (12/01/18)

## • 3-POINT PERCENTAGE •

Shot 50% 3PT FG (min 15 att): 51.5 (17-33) at Auburn (02/20/19)  
 Shot 60% or Better 3PT FG (min 15 att): 62.7 (10-15) at South Carolina (02/09/19)

## • FREE THROWS •

**Made 20 Free Throws: 21 (21-25) at Florida (02/18/20)**  
**Made 30 Free Throws: 34 (34-44) at Missouri (02/08/19)**  
 Made 40 Free Throws: 40 (40-50) vs. UMass (11/25/94)

## • FREE THROW ATTEMPTS •

Attempted 35 Free Throws: 38 (32-38) at LSU (02/02/19)  
**Attempted 40 Free Throws: 44 (34-44) at Missouri (02/08/18)**  
 Attempted 50 Free Throws: 50 (39-50) vs. South Carolina (03/11/04)

## • FREE THROW PERCENTAGE •

**Shot 80% FT (min. 10 att): .840 (21-25) at Florida (02/18/20)**  
**Shot 90% or Better FT (min. 10 att): .962 (25-26) at Ole Miss (01/11/20)**

## • REBOUNDING •

**Grabbed 45 Rebounds: 47 vs Kentucky (01/218/19)**  
**Grabbed 50 Rebounds: 52 at Missouri (02/08/20)**  
 Grabbed 55-Plus Rebounds: 56 vs. Georgia (01/29/19)  
**• Grabbed 20 Offensive Rebounds: 23 at LSU (01/08/20)**

## • ASSISTS •

Had 25 Assists: 25 vs. Louisville (11/17/09)  
 Had 30 Assists: 30 at UAB (01/27/90)

## • STEALS •

Had 15 Steals: 15 at LSU (02/24/10)  
 Had 18 Steals: 18 vs. Alcorn State (12/02/95)

## • BLOCKED SHOTS •

Had 10 Blocks: 10 at Tennessee (01/22/14)  
 Had 13 Blocks: 13 at Mississippi State (01/14/10)

## • MOST TURNOVERS •

**Had 20 Turnovers: 21 vs Austin Peay (12/03/19)**  
**Had 25 Turnovers: 27 vs Rice (11/05/19)**  
 Had 30 Turnovers: 30 vs. Louisiana-Monroe (12/31/04)

## • FOULS •

**Committed 10-14 Fouls: 15 at Miss State (01/22/20)**  
**Committed 15-19 Fouls: 18 vs Mississippi State (02/15/20)**  
**Committed 20-29 Fouls: 21 at Georgia (02/29/20)**  
**Committed 30-44 Fouls: 33 vs South Carolina (01/29/20)**  
 Committed 45 Fouls: 36 vs. Centenary (12/04/82)

## LAST TIME AN OPPONENT LOWS

## • SCORING •

Held to 30-39 Points: 33 vs. Vanderbilt (01/12/13)  
**Held to 40-45 Points: 43 vs North Texas (11/12/19)**  
**Held to 46-49 Points: 46 vs Montana (11/16/19)**  
**Held to 50-55 Points: 51 vs Texas Southern (11/19/19)**  
**Held to 56-59 Points: 55 vs Vanderbilt (01/15/20)**  
**Held to 19 Points or Less in a Half: 18 vs Montana (11/16/19)**

## • FIELD GOAL PERCENTAGE •

Held to 21% or Worse FG: 20.97 (13-62) vs. Jackson State (11/22/02)  
**Held to 20-29% FG: 28.6 (16-56) vs Rice (11/05/19)**  
**Held to 30-35% FG: 34.5 (19-55) vs Texas Southern (11/19/19)**

## • 3-POINTERS •

Did not Make a 3-pointer: 0 (0-10) by Mississippi State (02/07/15)  
**Held to 1-4 3-PT FG Made: 4 (4-17) vs Tennessee (02/26/20)**  
**Held to 5-9 3-PT FG Made: 6 (6-16) at Florida (02/18/20)**

## • 3-POINT PERCENTAGE •

**Shot 10% or Worse 3PT FG: 8.0 (2-25) vs Rice (11/05/19)**  
**Shot 11-19% 3PT FG: 19.0 (4-21) vs Missouri (02/22/20)**

## • FREE THROWS •

Made 1-5 Free Throws: 3 (3-7) vs. Oral Roberts (12/19/17)  
**Made 6-9 Free Throws: 7 (7-11) vs Valpo (12/21/19)**

## • FREE THROW ATTEMPTS •

Attempted Single Digit Free Throws: 7 (3-7) vs. Oral Roberts (12/19/17)

## • FREE THROW PERCENTAGE •

Shot 40-49% FT: 47.4 (9-19) vs. Auburn (02/17/16)  
 Shot Below 40% FT: 38.1 (8-21) vs. Texas State (12/22/18)

## • REBOUNDING •

Had 19 or Fewer Rebounds: 19 vs. Missouri-Kansas City (12/02/06)  
 Had 20-25 Rebounds: 25 at Texas Tech (01/26/19)

## • ASSISTS •

**Held to Single Digit Assists: 8 vs Tennessee (02/26/20)**

## • STEALS •

**Had No Steals: 0 vs Vanderbilt (01/15/20)**  
 Had 1 Steal: 1 at Florida (01/17/18)  
**Had 2-5 Steals: 2 at Georgia (02/29/20)**

## • BLOCKED SHOTS •

**Had No Blocked Shots: 0 vs Austin Peay (12/03/19)**

## • FEWEST TURNOVERS •

Had Single Digit Turnovers: 9 at Providence (03/19/19)

## • FOULS •

Had Single Digit Fouls: 8 at Michigan (12/08/12)

