

• HOW TO FOLLOW •



SEC NETWORK
Sam Gore (PxP)
Dane Bradshaw (Analyst)



RAZORBACK SPORTS NETWORK
Chuck Barrett (PxP)
Matt Zimmerman (Analyst)



SATELLITE RADIO
Sirius: -- • XM: 391
Online Channel: 981



LIVE STATS / WATCH SEC NETWORK ONLINE
<https://12thman.com/sidearmstats/mbball/summary>
<http://www.espn.com/watch?id=87be14dd-70c4-4c54-979b-11fd2c4a231f>

2019-20 RAZORBACK SCHEDULE/RESULTS

OVERALL: 19-11 H: 14-4 • R: 4-7 • N: 1-0
SEC: 7-10 Home: 5-4 • Road: 2-6
(all times CENTRAL)

Nov. 5	RICE	FAYETTEVILLE	W 91 43
Tuesday	OWLS	BUD WALTON ARENA	
Nov. 12	NORTH TEXAS	FAYETTEVILLE	W 66 43
Tuesday	MEAN GREEN	BUD WALTON ARENA	
Nov. 16	MONTANA +	FAYETTEVILLE	W 64 46
Saturday	GRIZZLIES	BUD WALTON ARENA	
Nov. 19	TEXAS SOUTHERN +	FAYETTEVILLE	W 82 51
Tuesday	TIGERS	BUD WALTON ARENA	
Nov. 22	SOUTH DAKOTA +	FAYETTEVILLE	W 77 56
Friday	COYOTES	BUD WALTON ARENA	
Nov. 25	AT GEORGIA TECH	ATLANTA, GA.	WOT 62 61
Monday	YELLOW JACKETS	MCCAMISH PAVILION	
Nov. 30	NORTHERN KENTUCKY +	FAYETTEVILLE	W 66 60
Saturday	NORSE	BUD WALTON ARENA	
Dec. 3	AUSTIN PEAY	FAYETTEVILLE	W 69 61
Tuesday	GOVERNORS	BUD WALTON ARENA	
Dec. 7	AT WESTERN KENTUCKY	BOWLING GREEN, KY.	OTL 79 86
Friday	HILLTOPPERS	E.A. DIDDLE ARENA	
Dec. 14	TULSA	FAYETTEVILLE	W 98 79
Saturday	GOLDEN HURRICANE	BUD WALTON ARENA	
Dec. 21	VS VALPARAISO	NORTH LITTLE ROCK	W 72 68
Saturday	CRUSADERS	SIMMONS BANK ARENA	
Dec. 29	AT INDIANA	BLOOMINGTON, IND.	W 71 64
Sunday	HOOSIERS	SIMON SKIDOT ASSEMBLY HALL	
Jan. 4	TEXAS A&M *	FAYETTEVILLE	W 69 59
Saturday	AGGIES	BUD WALTON ARENA	
Jan. 8	AT LSU *	BATON ROUGE, LA.	L 77 79
Wednesday	TIGERS	MARAVICH ASSEMBLY CENTER	
Jan. 11	AT OLE MISS *	OXFORD, MISS.	W 76 72
Saturday	REBELS	THE PAVILION	
Jan. 15	VANDERBILT *	FAYETTEVILLE	W 75 55
Wednesday	COMMODORES	BUD WALTON ARENA	
Jan. 18	#10/12 KENTUCKY *	FAYETTEVILLE	L 66 73
Saturday	WILDCATS	BUD WALTON ARENA	
Jan. 22	AT MISSISSIPPI STATE *	STARKVILLE, MISS.	L 70 77
Wednesday	BULLDOGS	HUMPHREY COLISEUM	
Jan. 25	TCU %	FAYETTEVILLE	W 78 67
Saturday	HORNED FROGS	BUD WALTON ARENA	
Jan. 29	SOUTH CAROLINA *	FAYETTEVILLE	L 77 79
Wednesday	GAMECOCKS	BUD WALTON ARENA	
Feb. 1	AT ALABAMA *	TUSCALOOSA, ALA.	W 82 78
Saturday	CRIMSON TIDE	COLEMAN COLISEUM	
Feb. 4	#10/11 AUBURN *	FAYETTEVILLE	OTL 76 79
Tuesday	TIGERS	BUD WALTON ARENA	
Feb. 8	AT MISSOURI *	COLUMBIA, MO.	OTL 79 83
Saturday	TIGERS	MIZZOU ARENA	
Feb. 11	AT TENNESSEE *	KNOXVILLE, TENN.	L 61 82
Tuesday	VOLUNTEERS	THOMPSON-BOLING ARENA	
Feb. 15	MISSISSIPPI STATE *	FAYETTEVILLE	L 77 78
Saturday	BULLDOGS	BUD WALTON ARENA	
Feb. 18	AT FLORIDA *	GAINESVILLE, FLA.	L 59 73
Tuesday	GATORS	EXACTECH ARENA	
Feb. 22	MISSOURI *	FAYETTEVILLE	W 78 68
Saturday	TIGERS	BUD WALTON ARENA	
Feb. 26	TENNESSEE *	FAYETTEVILLE	W 86 69
Wednesday	VOLUNTEERS	BUD WALTON ARENA	
Feb. 29	AT GEORGIA *	ATHENS, GA.	L 89 99
Saturday	BULLDOGS	STEGEMAN COLISEUM	
Mar. 4	LSU *	FAYETTEVILLE	W 99 90
Wednesday	TIGERS	BUD WALTON ARENA	
Mar. 7	AT TEXAS A&M *	COLLEGE STATION, TEXAS	3:30 PM
Saturday	AGGIES	REED ARENA	
Mar. 11-15	AT SEC TOURNAMENT	NASHVILLE, TENN.	
Wed - Sun		BRIDGESTONE ARENA	

BOLD - Home Game * - SEC Game
^ - Collegiate Hoops Roadshow - Razorback Regional % - Big 12/SEC Challenge
^ - SEC Tournament

Arkansas SID: Mike Cawood • tmcaawood@uark.edu • 479-236-2090

www.ArkansasRazorbacks.com
www.CoachMuss.com



@RazorbackMBB
@EricPMusselman



@RazorbackMBB



/RazorbackMBB



GAME 31

ARKANSAS RAZORBACKS

MARCH 7, 2020 • SATURDAY • 3:30 PM
COLLEGE STATION, TEXAS • REED ARENA (12,989)

ARKANSAS RAZORBACKS

Overall: 19-11 7-10 SEC

Head Coach: Eric Musselman (San Diego '87)
At Arkansas: 19-11 (1st Yr) • Collegiate HC Record: 129-45 (5th Yr)



TEXAS A&M AGGIES

Overall: 15-14 9-8 SEC

Head Coach: Buzz Williams (Oklahoma City '94)
At A&M: 15-14 (1st Yr) • Overall: 268-169 (13th Yr)



Versus Texas A&M

This will be the 160th meeting between Arkansas and Texas A&M. The Razorbacks own a 103-56 advantage in the series. The Hogs have a slight 38-37 advantage in games played in College Station thanks to a 73-71 victory in Reed Arena to open SEC play last season.

Arkansas is 8-5 versus the Aggies since A&M joined the SEC for the 2012-13 season.

The teams split the series last season, each winning on the road. Texas A&M defeated Arkansas in the last meeting, 87-80 last February in Bud Walton Arena. The Hogs had won 10 straight in Fayetteville over the Aggies prior to the loss dating back to Jan. 25, 1987.

LAST TIME THEY MET:

FAYETTEVILLE • Jan. 5, 2020 - Isaiah Joe scored 11 of his 17 points over the final 8:18 of the second half to help Arkansas pull away for a 69-59 victory over Texas A&M before a sold-out at Bud Walton Arena.

Joe was 4-of-5 from the field (3-of-4 from 3-point range) over the final 8:18. Mason Jones, who had four rebounds over the final 8:18, scored 17 for the game as well, while adding a team-high six rebounds with three assists and three steals.

After Adrio Bailey picked up his fourth foul with 12:12 left in the game, Arkansas went to a five-guard lineup. Including Joe's 11 points over the span 8:18, Arkansas out-scored the Aggies 19-11 and out-rebounded A&M 10-9. Arkansas also forced eight turnovers, while committing just two.

Arkansas was clinging to a two-point lead (50-48) after a near six-minute drought, missing nine straight shots and making just 1-of-12 over six-and-a-half minutes. Jimmy Whitt Jr., ended the dry spell with a jumper at the free throw line. Texas A&M's Andre Gordon followed with a layup to get the Aggies back to within two, 52-50.

From that point, Joe drained a 3-pointer as part of a 14-6 run to put the Razorbacks up 10 (66-56) with 3:52 left. The teams traded 3-pointers over the next two minutes, including one by Joe at 1:41 to provide the 69-59 final as neither team scored the rest of the game.

Joe finished with five 3-pointers, five rebounds, two assists and two steals. Desi Sills added 13 and Whitt 12. Jalen Harris had five assists and zero turnovers in 31 minutes off the bench.

Oldest, Most Common Rival

Texas A&M is one of three teams on this year's schedule that Arkansas played in its inaugural season in 1923-24. Rice (144 meetings) and TCU (142 meetings) are the others.

The Aggies are the Razorbacks' most common opponent with 158 games played in the series.

Jones Finalist for Jerry West Award

Mason Jones is 1 of 5 finalists for the Jerry West Shooting Guard of the Year Award, the Naismith Memorial Basketball Hall of Fame announced on Mar. 3.

Also a finalist are Kamar Baldwin (Butler), Ty-Shon Alexander (Creighton), Anthony Edwards (Georgia) and Myles Powell (Seton Hall).

Mason Jones was one of 30 players named to the midseason list for the 2020 Citizen Naismith Trophy, the Atlanta Tipoff Club.

The Naismith Award was trimmed top 10 and Jones did not advance.



VERSUS TEXAS A&M:

Arkansas Leads.....103-56
Home.....ARK Leads.....58-15
Away.....ARK Leads.....38-37
Neutral.....ARK Leads.....7-4
* SEC ONLYARK Leads.....8-5

02/20/24	L 35-27	A 02/16/63	L 80-78	A	
02/21/24	L 32-17	A 02/08/64	L 72-64	A	
02/06/25	W 54-18	H 02/22/64	L 60-57	H	
02/07/25	W 38-17	H 02/03/65	L 82-79	ot H	
02/15/26	W 37-27	A 02/20/65	L 91-77	A	
02/16/26	W 35-21	A 01/11/66	L 75-72	A	
1926-27	W 37-34	H 03/03/66	W 94-71	H	
1926-27	W 25-16	H 01/14/67	W 47-46	N3	
02/20/28	W 42-18	A 02/14/67	L 60-53	A	
02/22/28	W 46-31	A 01/03/68	W 75-70	H	
02/22/29	W 49-32	H 02/20/68	L 71-67	A	
02/23/29	W 38-29	H 01/11/69	L 73-68	H	
02/21/30	W 28-24	A 02/25/69	L 79-66	A	
02/22/30	W 25-23	ot A 01/06/70	L 64-59	H	
1930-31	W 30-19	H 02/24/70	L 72-60	A	
1930-31	L 37-34	A 02/06/71	L 87-83	H	
1931-32	L 28-23	A 03/05/71	L 92-89	A	
03/02/32	W 33-27	A 01/22/72	W 100-89	H	
1932-33	L 25-21	H 02/15/72	L 86-85	A	
1932-33	L 25-23	H 01/13/73	W 84-73	H	
02/19/34	W 23-22	A 02/10/73	L 108-82	A	
02/20/34	L 35-23	A 02/05/74	L 86-80	ot A	
03/01/35	W 35-23	A 03/02/74	W 97-86	H	
03/02/35	W 51-31	H 02/08/75	W 95-89	ot H	
1935-36	W 22-18	A 02/15/75	L 62-60	A	
1935-36	W 34-27	A 01/24/76	W 93-91	ot H	
02/12/37	W 45-19	H 02/21/76	L 70-69	A	
02/13/37	W 36-32	H 01/24/77	L 72-58	H	
01/17/38	W 45-32	A 02/22/77	L 67-62	A	
01/18/38	W 33-22	A 01/17/78	L 84-68	H	
02/25/39	W 61-42	A 02/07/78	L 80-79	A	
02/26/39	W 66-38	H 01/17/79	L 74-69	ot A	
1939-40	W 37-25	A 02/06/79	L 60-56	H	
1939-40	L 41-38	A 01/22/80	L 45-39	A	
01/17/41	W 66-38	H 02/12/80	W 45-44	H	
01/18/41	W 58-36	H 03/01/80	L 52-50	N4	
02/13/42	W 47-45	A 01/24/81	W 52-47	H	
02/14/42	W 40-31	A 02/17/81	W 65-61	A	
02/19/43	W 79-49	H 01/26/82	L 64-63	A	
02/20/43	L 67-52	H 02/15/82	L 92-75	H	
02/25/44	W 70-35	A 01/13/83	L 66-64	A	
02/26/44	W 60-38	A 02/12/83	L 62-55	H	
02/23/45	W 80-21	H 01/17/84	W 77-54	H	
02/24/45	W 87-36	A 02/08/84	W 59-58	H	
02/25/46	L 56-55	A 03/10/84	L 49-47	N2	
02/26/46	W 53-43	A 01/02/85	W 70-67	A	
02/21/47	W 62-56	H 02/01/85	W 58-53	H	
02/22/47	W 71-58	H 01/29/86	L 81-67	A	
1947-48	W 62-47	A 03/01/86	L 93-76	H	
1947-48	W 57-46	A 03/07/86	L 67-51	N1	
01/31/49	W 62-47	H 01/25/87	W 87-69	H	
02/28/49	W 61-46	A 02/24/87	W 100-97	ot A	
01/12/50	L 43-35	A 01/16/88	L 74-67	A	
02/13/50	W 52-46	H 02/17/88	W 79-58	H	
02/03/51	L 34-33	A 03/11/88	W 76-64	N1	
02/12/51	W 45-38	H 01/16/89	W 75-60	A	
12/26/51	L 67-52	H 02/18/89	L 82-71	A	
01/05/52	L 47-42	H 03/11/89	W 94-84	N1	
02/11/52	W 49-40	A 01/20/90	L 100-84	A	
01/10/53	L 56-48	ot A 02/21/90	L 104-100	H	
02/16/53	W 45-38	H 01/23/91	L 113-88	H	
02/01/54	W 80-55	H 02/23/91	L 111-72	A	
02/22/54	W 67-54	A 03/08/91	L 108-61	N1	
12/29/54	W 74-50	N2 12/18/10	-75	L 71-62	ot N1
01/08/55	L 62-59	A 01/19/93	L 69-51	A	
02/26/55	W 73-63	H 03/09/93	W 73-62	A	
12/30/55	W 80-49	N2 01/08/14	L 69-53	A	
01/16/56	W 98-66	H 02/24/15	L 81-75	H	
02/13/56	W 61-52	A 01/02/16	-20	L 92-69	A
01/05/57	W 73-65	A 01/27/16	-75	W 74-71	H
02/09/57	W 63-46	H 01/17/17	W 62-60	A	
01/28/58	W 67-51	H 02/22/17	W 86-77	H	
02/22/58	L 66-57	A 01/30/18	L 80-66	A	
01/12/59	L 63-62	H 02/17/18	-72	W 94-75	H
02/21/59	W 72-71	A 01/05/19	W 73-71	A	
02/09/60	-72	L 77-68	H 02/23/19	L 87-80	H
02/20/60	-71	L 82-61	A 01/05/20	W 69-59	H
01/10/61	L 81-62	A			
03/02/61	L 70-68	H	W - Dallas		
01/03/62	W 64-59	H	N2 Houston		
02/23/62	L 89-79	H	N3 Little Rock		
02/02/63	W 66-55	H	N4 San Antonio		



ERIC MUSSELMAN

ARKANSAS HEAD COACH

129-45 • 5th year as head collegiate coach
503-291 • 14 seasons as professional head coach

COLLEGIATE HEAD COACHING RECORD

Year	Record	Conference	Postseason
2015-16	24-14	10-8 MW (T4th)	CBI Champion
2016-17	28-7	14-4 MW (1st) ^ *	NCAA 1st Round
2017-18	29-8	15-3 MW (1st) ^	NCAA Sweet 16
2018-19	29-5	15-3 MW (1st) ^	NCAA 1st Round

2019-20 19-11 7-10 SEC
Totals 129-45 61-28

^ - Regular season champion / * - Tournament champion

Eric Musselman was named Arkansas' 13th head men's basketball coach on April 7, 2019. He has over 30 years of coaching experience, including four as a head coach at Nevada and 14 as a professional head coach.

In his four years as Nevada head coach, Musselman won at least 24 games each season (24, 28, 29 and 29) to post a 110-34 record and .764 winning percentage - sixth-best among active Division I coaches. Prior to entering the collegiate head coaching ranks, Musselman was a head coach for seven professional teams, including two seasons with the Golden State Warriors (2002-04) and one with the Sacramento Kings (2006-07). He has won over 550 games as a professional head coach with a combined winning percentage of .626 (553-330).

Musselman is married to Danyelle Sargent Musselman who has worked at ESPN, Fox Sports and the NFL Network as a broadcaster. Musselman has two sons Michael and Matthew and the couple has a daughter Mariah.

Musselman's father Bill was also an NBA head coach and they were the first father-son combination to become head coaches in the NBA.

2019-20 RAZORBACKS

No.	Name	Pos.	Yr.	Ht.	Wt.	Hometown	High School/Previous School
0	Jeantal Cylla	F	Gr.Sr.	6-7	215	Lake Worth, Fla.	Lake Worth Christian / UNC Wilmington
1	Isaiah Joe	G	So.	6-5	180	Fort Smith, Ark.	Fort Smith Northside HS
2	Adrio Bailey	F	Sr.	6-6	222	Clarence, La.	Lakeview HS
3	Desi Sills	G	So.	6-1	196	Jonesboro, Ark.	Jonesboro HS
5	Jalen Harris	G	Jr.	6-2	172	Wilson, N.C.	Word of God Christian Acad. / New Mexico
12	Ty Stevens	G	Jr.	6-2	187	Republic, Mo.	Republic HS
13	Emeka Obukwelu	F	R-Jr.	6-8	230	Plano, Texas	West Plano HS (UT Tyler)
14	Jamario Bell	F	Gr.Sr.	6-5	250	Junction City, Ark.	Junction City HS
15	Mason Jones	G	Jr.	6-5	207	Desoto, Texas	Triple A Academy / Connors State College
24	Ethan Henderson	F	So.	6-8	210	Little Rock, Ark.	Parkview Magnet HS
33	Jimmy Whitt Jr.	G	Gr.Sr.	6-3	175	Columbia, Mo.	Hickman HS / SMU
35	Reggie Chaney	F	So.	6-8	222	Tulsa, Okla.	Findlay Prep (Henderson, Nev.)
11	JD Notae	G	Jr.	6-2	185	Covington, Ga.	Newton HS / Jacksonville
22	Abayomi (Bay-Bey) Iyiola	F	Jr.	6-9	210	Atlanta, Ga.	Greenforest-McCaleb Christian Acad. / Stetson
23	Connor Vanover	F	So.	7-3	225	Little Rock, Ark.	Findlay Prep (Nev.) / California

Head Coach	Eric Musselman	San Diego, 1987	1st Season at Arkansas
Associate Head Coach	Chris Crutchfield	Nebraska-Omaha, 1992	1st Season at Arkansas
Assistant Coach	Corey Williams	Oklahoma State, 2002	1st Season at Arkansas
Assistant Coach	Clay Moser	Wisconsin-La Crosse, 1987	1st Season at Arkansas
Director of Operations	Anthony Ruta	Arizona State, 2012	1st Season at Arkansas
Special Assistant to Head Coach	Hays Myers	LSU, 2016	1st Season at Arkansas
Video Coordinator	Riley Hall	Arkansas, 2016	4th Season at Arkansas
Director of Recruiting	Michael Musselman	San Diego, 2018	1st Season at Arkansas
Recruiting Coordinator	Patrick Ackerman	Detroit Mercy, 2016	1st Season at Arkansas
Head Athletic Trainer	Mark O'Neal	Arkansas, 1989	1st Season at Arkansas
Head Strength Coach	Dave Richardson	Louisiana-Monroe, 1989	2nd Season at Arkansas
Graduate Assistants	Velton Kennedy (Arkansas, 2017)	Trey Thompson (Arkansas, 2018)	
	Sean Bair (Dickinson College, 2012)	Alec Kobre (Pacific, 2016)	
	Jeremiah Bonus (Dayton, 2017)	Alex Dellett (Arkansas, 2018)	
	Max Pendery (Ohio, 2014)	Bilal Rabbani (Emerson, 2017)	

Student Assistant: Khalil Garland

Managers: Clay Cunningham • Jacob Leonard • Tyson Hicks • Jack Hutchinson • Ethan Westerman
Michael Justus • Greg Croll • Luke Loveless • Jarod Summons • Zeb Wilson

MUSSELMAN FILE

• Hometown: Ashland, Ohio
• Birth Date: November 19, 1964
• Wife: Danyelle • Children: Michael, Matthew, Mariah

RAZORBACK ACTIVE ROSTER

 #2 • Adrio BAILEY Recreation & Sport MGMT	 #14 • Jamario BELL Recreation & Sport MGMT	 #35 • Reggie CHANEY Recreation & Sport MGMT
 #0 • Jeantal CYLLA Adult & Lifelong Learning	 #5 • Jalen HARRIS Communications	 #24 • Ethan HENDERSON Recreation & Sport MGMT
 #1 • Isaiah JOE Recreation & Sport MGMT	 #15 • Mason JONES Communications	 #13 • Emeka OBUKWELU Biology
 #3 • Desi SILLS Recreation & Sport MGMT	 #12 • Ty STEVENS Business Finance	 #33 • Jimmy WHITT Jr. Adult & Lifelong Learning
 CHRIS CRUTCHFIELD Associate Head Coach Nebraska-Omaha '92	 COREY WILLIAMS Assistant Coach Oklahoma State '02	 CLAY MOSER Assistant Coach Wisconsin-La Crosse '87

PRONUNCIATION GUIDE

2 Adrio Bailey	Á-dree-OH
0 Jeantal Cylla	GENE-tall...SILL-uh
22 Abayomi Iyiola	AB-bah-YUM-ee ... EE-EE-oh-la
11 JD Notae	No-TAY
13 Emeka Obukwelu	Eh-MEHK-uh...O-Boo-Quay-Lu
3 Desi Sills	Dez-ee
Anthony Ruta	ROO-tuh

ROSTER BY STATE

Arkansas (5)	
14 Jamario Bell	Junction City
24 Ethan Henderson	Little Rock
1 Isaiah Joe	Fort Smith
3 Desi Sills	Jonesboro
24 Connor Vanover	Little Rock
Florida (1)	
0 Jeantal Cylla	Lake Worth
Georgia (2)	
22 Abayomi Iyiola	Atlanta
11 JD Notae	Covington
Louisiana (1)	
2 Adrio Bailey	Clarence
Missouri (2)	
12 Ty Stevens	Republic
33 Jimmy Whitt Jr.	Columbia
North Carolina (1)	
5 Jalen Harris	Wilson
Texas (2)	
15 Mason Jones	Desoto
4 Emeka Obukwelu	Plano
Oklahoma (1)	
35 Reggie Chaney	Tulsa

ROSTER BY CLASS

Graduate Senior (3)	
0 Jeantal Cylla	Forward
14 Jamario Bell	Forward
33 Jimmy Whitt Jr.	Guard
Senior (1)	
2 Adrio Bailey	Forward
Redshirt Junior (1)	
4 Emeka Obukwelu	Forward
Junior (5)	
5 Jalen Harris	Guard
22 Abayomi Iyiola	Forward
15 Mason Jones	Guard
11 JD Notae	Guard
12 Ty Stevens	Guard
Sophomore (5)	
35 Reggie Chaney	Forward
24 Ethan Henderson	Forward
1 Isaiah Joe	Guard
3 Desi Sills	Guard
24 Connor Vanover	Formwad
Freshmen (0)	
- NONE -	

MUSSELMAN CAREER HEAD COACHING RECORD

* - Professional basketball **DOES NOT** count postseason in overall W-L records

2003 NBA Coach of the Year Runner-Up
2012 NBA D-League Coach of the Year
2016 Bleacher Report Mountain West Coach of the Year
2017 USBWA District VIII Coach of the Year
2018 USBWA District VIII • NABC District 17 • Mountain West Coach of the Year

COLLEGIATE	5th Season	129-45	7-4 Postseason
Nevada	4 years	110-34	7-4 Postseason
Arkansas	1st year	19-11	--
PROFESSIONAL	14 Seasons	503-291	50-39 Postseason * (553-330)
CBA	7 years	270-122	39-34 Postseason *
Rapid City	5 years	191-89	27-25 Postseason *
Florida	2 years	79-33	12-9 Postseason *
USBL	2 years	53-3	4-0 Postseason *
Florida	2 years	53-3	4-0 Postseason *
NBA	3 years	108-138	--
Golden State	2 years	75-89	--
Sacramento	1 year	33-49	--
D-League	2 years	72-28	7-5 Postseason *
Reno	1 year	34-16	2-3 Postseason *
Los Angeles	1 year	28-12	5-2 Postseason *
INTERNATIONAL	3 Years	24-14	--
Dominican	1 years	5-1	--
Venezuelan	2 years	19-13	--

MUSSELMAN AS HEAD COACH BY YEAR

Year	Team	League	Record	Note for the Season	Reg. Season Div./Conf. Finish	Postseason
1989-90	Rapid City	CBA	42-14	MOST WINS IN CBA	1st National Conf.	Finals (8-8)
1991-92	Rapid City	CBA	37-19	2nd-most wins in CBA	1st National Conf.	Finals (9-7)
1992-93	Rapid City	CBA	44-12	MOST WINS IN CBA	1st National Conf.	Conf. Finals (5-3)
1993-94	Rapid City	CBA	37-19	MOST WINS IN CBA	1st National Conf.	Conf. Finals (5-5)
1994-95	Rapid City	CBA	31-25	6th-most wins in CBA	5th National Conf.	Conf. 1st Rd (0-2)
1995-96	Florida	CBA	41-15	MOST WINS IN CBA	1st National Conf.	Conf. Finals (5-3)
1996-97	Florida	CBA	38-18	2nd-most wins in CBA	1st American Conf.	Finals (7-6)
1995	Florida	USBL	25-2	MOST WINS IN USBL	1st Overall	Champion (1-0)
1996	Florida	USBL	28-1	MOST WINS IN USBL	1st Southern Div.	Champion (3-0)
2002-03	Golden State	NBA	38-44	6th Pacific Division	11th Western Conf.	--
2003-04	Golden State	NBA	37-45	14th Pacific Division	11th Western Conf.	--
2006-07	Sacramento	NBA	33-49	5th Pacific Division	11th Western Conf.	--
2010-11	Reno	D-League	34-16	2nd-most wins in NBADL	1st Western Conf.	Semifinals (2-3)
2011-12	Los Angeles	D-League	38-12	MOST WINS IN NBADL	1st Western Conf.	Finals (5-2)
2015-16	Nevada	NCAA	24-14	T49th - Most wins NCAA	T4th Mountain West	CBI Champion (5-1)
2016-17	Nevada	NCAA	28-7	T16th - Most wins NCAA	1st Mountain West	NCAA 1st Rd (0-1)
2017-18	Nevada	NCAA	29-8	T11th - Most wins NCAA	1st Mountain West	NCAA Sweet 16 (2-1)
2018-19	Nevada	NCAA	29-5	T15th - Most wins NCAA	1st Mountain West	NCAA 1st Rd (0-1)
2019-20	Arkansas	NCAA	19-11	--	--	--
2010	Dominican Team		5-1	Silver Medal Centrobasket Championship		
2011	Venezuelan Team		12-9	5th FIBA Americas Championship		
2012	Venezuelan Team		7-4	Silver Medal FIBA South American Championship		

MUSSELMAN COACHING JOBS BY YEAR

1989-90	Head Coach	Rapid City Thrillers	CBA	2004-05	Asst. Coach	Memphis Grizzlies	NBA
1990-91	Asst. Coach	Minnesota Timberwolves	NBA	2005-06	Asst. Coach	Memphis Grizzlies	NBA
1991-92	Head Coach	Rapid City Thrillers	CBA	2006-07	Head Coach	Sacramento Kings	NBA
1992-93	Head Coach	Rapid City Thrillers	CBA	2007-10	DID NOT COACH		
1993-94	Head Coach	Rapid City Thrillers	CBA	2010-11	Head Coach	Reno Bighorns	NBADL
1994-95	Head Coach	Rapid City Thrillers	CBA	2011-12	Head Coach	Los Angeles Defenders	NBADL
Spring '95	Head Coach	Florida Sharks	USBL	2012-13	Asst. Coach	Arizona State Sun Devils	NCAA
1995-96	Head Coach	Florida Beachdogs	CBA	2013-14	Assoc HC	Arizona State Sun Devils	NCAA
Spring '96	Head Coach	Florida Sharks	USBL	2014-15	Assoc. HC	LSU Tigers	NCAA
1996-97	Head Coach	Florida Beachdogs	CBA	2015-16	Head Coach	Nevada Wolf Pack	NCAA
1998-99	Asst. Coach	Orlando Magic	NBA	2016-17	Head Coach	Nevada Wolf Pack	NCAA
1999-00	Asst. Coach	Orlando Magic	NBA	2017-18	Head Coach	Nevada Wolf Pack	NCAA
2000-01	Asst. Coach	Atlanta Hawks	NBA	2018-19	Head Coach	Nevada Wolf Pack	NCAA
2001-02	Asst. Coach	Atlanta Hawks	NBA	2019-20	Head Coach	Arkansas Razorbacks	NCAA
2002-03	Head Coach	Golden State Warriors	NBA				
2003-04	Head Coach	Golden State Warriors	NBA				

Joe Impressive Since Returning; Averging 20 ppg

- Isaiah Joe returned to the Razorback lineup versus Missouri after missing five games due to knee surgery. The Razorbacks were 0-5 with Joe out of the lineup including two overtime losses (vs Auburn and at Missouri) and a loss at the buzzer versus Mississippi State.
- IN HIS FOUR GAMES BACK ARKANSAS IS 3-1**
- OVERALL, WITH JOE IN THE LINEUP, ARKANSAS IS 19-6.**
- ^ Joe is averaging 20.0 ppg || is 30-of-30 from FT || 5 steals || drawn SIX charges.
- ^ **MISSOURI:** Joe finished with a game-high 21 points in his return (5-of-10 from 3PT) with three rebounds, three assists, one steal and one charge taken.
- ^ **TENNESSEE:** Joe followed that with a 22-point performance in a win over Tennessee. He was 12-of-12 from the free throw line, took two charges and had two steals.
- ^ **AT GEORGIA:** Joe tied for game-high honors with 26 points, making four triples and going 6-of-6 at the free throw line. He added two steals and took a charge. With Arkansas down 15, Joe scored nine points in an 11-4 run to make it an eight-point game at the break.
- ^ **LSU:** Only scored 11 points, making one triple and going 8-of-8 at the line, but had an assist, blocked shot and drew two charges.

Joe On Track for FT Record in SEC Games

- Since his return to the lineup, Isaiah Joe is 30-of-30 at the free throw line.
- Overall, Joe is 41-of-43 at the line in SEC games this season.
- ^ His 95.3% in SEC games currently is a school record.
- ^ The school record is 94.1%, held jointly by Pat Bradley (32-34 in 1997) and Darrell Hawkins (32-34 in 1992).
- By going 12-of-12 at the free throw line versus Tennessee:
- ^ He is the first Razorback since Daryl Macon (14-of-14 vs. Texas Dec. 17, 2016) and ninth Razorback to go perfect at the line with at least 11 attempts.
- ^ Joe's 12-of-12 is **the best by a Razorback in an SEC game**, becoming the fourth player with at least 10 attempts to be perfect at the line.
- For the season, Joe is 88.5% from the stripe to rank 21st NCAA/3rd SEC.**

8-7-6-5

- Arkansas has committed single-digit turnovers in each of the last four games
- ^ **8** vs Missouri • **7** vs Tennessee • **6** at Georgia • **5** vs LSU.
- In the last six games, opponents have not had more than five steals, including 5 by Miss State and Florida, 4 by Missouri, 3 by Tennessee, 2 by Georgia and three by LSU.
- Arkansas has forced double-digit turnover in 12 straight games and 29 of 30 for the season.

HOGS #1 IN NCAA IN DEFENDING 3; How Hogs Create Possessions

- The Razorbacks have held opponents to shooting 29 percent or worse from 3-point range 19 times. In SEC play, Arkansas held Texas A&M to 28.6% (1/4), LSU to 26.7% (1/8), Ole Miss to 23.1%, Vandy to 25%, Alabama to 25.8%, Auburn to 25.8%, Missouri to 18.3% (2/8), Missouri to 19.0% (2/22) and Tennessee to 23.5%.
- Arkansas' 26.9% 3-point defense ranks 1st NCAA / 1st SEC**
- Arkansas only commits 11.3 turnovers/gm for the season and just 9.8 in SEC play - **both are the fewest in SEC** - while forcing a league-best 16.0 turnovers/gm. Overall, Arkansas has committed single-digit turnovers 10 times this year: 8 vs South Dakota, 8 vs Tulsa, 9 versus Texas A&M, 7 at LSU, 7 vs Vandy, 7 at Mississippi State, 8 vs Missouri, 7 vs Tennessee, 6 at Georgia and 5 vs LSU.
- Arkansas' +4.7 turnover margin ranks 8th NCAA / 1st SEC**
- Arkansas has **SEC-best** 243 steals for the season and 122 in SEC games - seven shy of South Carolina for the lead. Arkansas has double-digit steals eight times this year - 14 vs Rice, 13 vs Texas Southern, 11 vs North Texas, 11 vs Montana, 15 at Georgia Tech, 12 vs Tulsa, 11 at Alabama and 14 vs Auburn.
- Arkansas' 8.1 steals per game ranks 32nd NCAA / 1st SEC**
- Arkansas' 243 total steals rank 36th NCAA / 1st SEC**
- The Razorbacks have forced at least 15 turnovers 19 times this season, including a season-high 27 in the season opener versus Rice. TCU had 19. Auburn had 18 turnovers; Texas A&M, Alabama and Missouri into 17 turnovers; Ole Miss, Vanderbilt, Kentucky, South Carolina and Miss State (2/15) each had 16 and Florida into 15.
- The 16.03 turnovers forced ranks 30th NCAA / 1st SEC.**
- In the last three games, Arkansas only committed 26 turnovers (8 vs Missouri, 7 vs Tennessee, 6 at Georgia and 5 vs LSU). The Hogs committed just 10 turnovers at Alabama and versus Auburn. Overall, the Hogs have committed 10 or less turnovers 15 times this season.
- The 11.3 turnovers committed ranks 33rd-fewest in the NCAA / 1st SEC**
- The 340 turnovers committed ranks 37th-fewest NCAA / 1st SEC.**

More On Being Turnover Margin Leader

- OVERALL:** Arkansas ranks 8th in the NCAA and leads the SEC in turnover margin at +4.7.
- ^ The next closest in the SEC is South Carolina at +2.6.
- ^ Arkansas is forcing an SEC-best 16.0 turnovers per game.
- ^ Arkansas (481) and South Carolina (467) are the only teams in the SEC to force over 450 turnovers this season.
- ^ Arkansas leads in the SEC in fewest turnovers (340 total - 11.3 avg).
- IN SEC PLAY,** Arkansas leads the league in turnover margin at +4.5.
- ^ The next closest in the SEC is South Carolina at +2.8.

• MISCELLANEOUS STATS •

DOUBLE-FIGURE SCORING GAMES

Player	15-16	16-17	17-18	18-19	19-20	Career
Whitt Jr.	9	NA	16	19	22	66
Joe	NA	NA	NA	28	20	48
Jones	NA	NA	NA	22	25	47
Cylla	14	11	NA	22	-	47
Sills	NA	NA	NA	5	16	21
Harris	NA	2	NA	11	2	15
Bailey	NA	1	3	5	7	16
Chaney	NA	NA	NA	6	3	9
Henderson	NA	NA	NA	-	1	1

20+ POINT SCORING GAMES

Player	15-16	16-17	17-18	18-19	19-20	Career
Jones	NA	NA	NA	7	15	22
Whitt Jr.	1	NA	1	6	8	14
Joe	NA	NA	NA	5	8	13
Cylla	3	0	--	7	-	10
Sills	NA	NA	NA	0	2	2
Bailey	NA	0	0	1	-	1

30+ POINT SCORING GAMES

Player	15-16	16-17	17-18	18-19	19-20	Career
Jones	NA	NA	NA	2	8	10
Joe	NA	NA	NA	1	2	3
Whitt Jr.	0	NA	0	0	1	1

3+ THREE-POINTERS IN A GAME

Player	15-16	16-17	17-18	18-19	19-20	Career
Joe	NA	NA	NA	20	16	36
Jones	NA	NA	NA	12	10	22
Sills	NA	NA	NA	4	6	10
Cylla	3	2	NA	3	-	8

5+ THREE-POINTERS IN A GAME

Player	15-16	16-17	17-18	18-19	19-20	Career
Joe	NA	NA	NA	8	8	16
Jones	NA	NA	NA	4	2	6
Cylla	1	0	NA	1	-	2

DOUBLE FIGURE REBOUNDING GAMES

Player	15-16	16-17	17-18	18-19	19-20	Career
Whitt Jr.	0	NA	2	5	3	10
Cylla	1	1	NA	1	-	3
Bailey	NA	0	0	0	1	1
Jones	NA	NA	NA	1	1	2
Chaney	NA	NA	NA	0	3	3

DOUBLE FIGURE ASSISTS GAMES

Player	15-16	16-17	17-18	18-19	19-20	Career
Harris	NA	0	NA	5	-	5

DOUBLE-DOUBLES

Player	15-16	16-17	17-18	18-19	19-20	Career
Whitt Jr.	0	NA	0	5	3	8
Cylla	1	1	NA	1	-	3
Jones	NA	NA	NA	1	1	2
Harris	NA	0	NA	2	-	2
Bailey	NA	0	0	0	1	1
Chaney	NA	NA	NA	0	1	1

TRIPLE-DOUBLES

Player	15-16	16-17	17-18	18-19	19-20	Career
Whitt Jr.	0	NA	0	1	-	1

5+ ASSIST GAMES

Player	15-16	16-17	17-18	18-19	19-20	Career
Harris	NA	1	NA	19	3	23
Whitt Jr.	0	NA	8	11	2	21
Jones	NA	NA	NA	5	5	10
Sills	NA	NA	NA	4	-	4
Joe	NA	NA	NA	2	2	4
Chaney	NA	NA	NA	0	1	1

3+ STEALS IN A GAME

Player	15-16	16-17	17-18	18-19	19-20	Career
Whitt Jr.	0	NA	8	7	7	22
Joe	NA	NA	NA	6	4	10
Bailey	NA	0	1	3	5	9
Jones	NA	NA	NA	3	6	9
Harris	NA	2	NA	4	3	9
Chaney	NA	NA	NA	2	1	3
Sills	NA	NA	NA	1	1	2
Cylla	0	1	NA	0	-	1

3+ BLOCKS IN A GAME

Player	15-16	16-17	17-18	18-19	19-20	Career
Chaney	NA	NA	NA	5	2	7
Bailey	NA	0	1	2	3	6
Whitt Jr.	0	NA	1	1	-	2
Henderson	NA	NA	NA	0	2	2

RAZORBACK THAT SCORES FIRST

Mason Jones	FOR UA: 11 (7-4)	OVERALL: 6 (5-1)
Jimmy Whitt Jr.	FOR UA: 9 (7-2)	OVERALL: 4 (3-1)
Desi Sills	FOR UA: 4 (2-2)	OVERALL: 2 (1-1)
Adrio Bailey	FOR UA: 2 (2-0)	OVERALL: 1 (1-0)
Jalen Harris	FOR UA: 2 (1-1)	OVERALL: 0 (0-0)
Isaiah Joe	FOR UA: 1 (0-1)	OVERALL: 0 (0-0)
Reggie Chaney	FOR UA: 1 (0-1)	OVERALL: 9 (0-0)

- Arkansas is forcing 14.2 turnovers per game - 3rd-best in SEC play.
- Arkansas has an SEC-low 9.8 turnovers per game - only team below 10.0 per game.
- Arkansas has committed just 166. The next closest is LSU with 189.
- Arkansas has been up and down this year when it comes to committing turnovers.
- Arkansas started the season by committing 18 in each exhibition game and **21 in the season opener versus Rice - tying for the most by an Eric Musselman-coached team.** After the season opener, Arkansas ranked **280th** of 305 DI teams for turnovers.
- Thanks to its improvement since SEC play began, **ARKANSAS IS AT A SEASON LOW OF 33RD** in the NCAA in turnovers.
- COACH MUSSELMAN HAS A HISTORY OF SHOWING IMPROVEMENT IN LIMITING TURNOVERS:**
 - Nevada went from ranking 200-plus in turnovers per game in year one to ranking inside the NCAA top 26:
 - Year 1: 208th (13.0) in NCAA >> Year 2: 26th (11.0) in NCAA >> Year 3: 4th (9.6) in NCAA
 - Nevada went from ranking 200-plus in assist-to-turnover ratio to ranking inside the NCAA top 26:
 - Year 1: 232nd (0.97) in NCAA >> Year 2: 13th (1.45) in NCAA >> Year 3: 2nd (1.68) in NCAA

Nothing But NET

- Arkansas is 1-of-4 SEC teams and 1-of-10 teams nationally who have played two or fewer games against teams ranked above 200 in the NET.
- Other SEC teams include Mississippi State, Alabama and Florida.
- Others nationally include West Virginia, Cal, Duke, Georgia Tech, Minnesota and Oregon.
- DID YOU KNOW?**
 - Arkansas has served as a "QUAD 1" game for its opponents in 18 of 30 contests this season (thru LSU).
 - Arkansas is 13-5 when being a "QUAD 1" game for an opponent
 - Two losses came in Joe's absence:** a one-point loss at the buzzer to Miss State and two-points to South Carolina.
- Arkansas is 3-5 when playing a "QUAD 1" opponent
 - All three wins were on the road: at Georgia Tech, at Indiana and at Alabama**
 - losses at LSU, vs. Kentucky, vs Mississippi State, at Tennessee and at Florida.
- Arkansas is 4-6 when playing a "QUAD 2" opponent
 - Two losses came in Joe's absence:** back-to-back overtime losses (vs. Auburn and at Missouri)
- Arkansas was a combined 13-0 versus QUAD 3 and QUAD 4 teams
 - 1 of 28 teams in the NCAA NET top 50 to go undefeated vs Q3 and Q4 opponents
 - 1 of 35 of the 353 Division I teams to go undefeated vs Q3 and Q4 opponents

Recapping Non-Conference

- Here is a quick recap of Arkansas' non-conference season:
 - The NCAA NET has Arkansas' non-conference Strength of Schedule at #10 - 2nd-best in the SEC (LSU is 8).**
 - WarrenNolan.com has Arkansas' non-conference RPI as #4 and non-conference SOS is #11.**
 - Was 3-0 versus Power 5 Conferences (won at Georgia Tech and Indiana; defeated TCU).
 - Arkansas' 12-1 non-conference record was second-best in the SEC behind Auburn (13-0).
 - Of the 13 non-conference teams Arkansas played, seven are first or second in their respective conferences.
 - North Texas (14-4, **1st C-USA**)
 - Montana (14-4 - **1st Big Sky**)
 - Tulsa (13-4, **1st AAC**)
 - Austin Peay (14-4, **1 game out of 1st OVC**)
 - Western Kentucky (12-5 - **2nd to North Texas in C-USA**)
 - Northern Kentucky (13-5 - **2nd Horizon**)
 - Texas Southern (11-4 - **2nd SWAC**)
 - NOTE: South Dakota is in 3rd in the Summit, trailing co-leaders North Dakota State and South Dakota State
 - NOTE: Indiana is listed as "in the tournament" as "Last Four In" by ESPN's bracketology
 - NOTE: Georgia Tech is 10-9 and in 5th place in the ACC

20-20

- Prior to this season, Arkansas did not have the same two players score at least 20 points in back-to-back game since Michael Washington and Courtney Fortson accomplished the feat in 2008-09 versus NC Central and Austin Peay.
- This season, Arkansas has done it three times.
 - The first time, Mason Jones and Isaiah Joe teamed up to do it in three straight games (first time that had happened since Corliss Williamson and Scotty Thurman in 1994-95).
 - The second time, Jones and Jimmy Whitt Jr., accomplished the feat.
 - Mason Jones and Isaiah Joe have each scored 20 in each of the last two games.

- FIRST:**
 - 12/14/19** Tulsa Joe: 20 / Jones: 41
 - 12/21/19** Valpo Joe: 21 / Jones: 20
 - 12/29/19** at Indiana Joe: 24 / Jones: 21
- SECOND:**
 - 01/22/20** Miss State Whitt: 20 / Jones: 20
 - 01/25/20** TCU Whitt: 20 / Jones: 20
- THIRD:**
 - 02/26/20** Tennessee Joe: 22 / Jones: 37
 - 02/29/20** at Georgia Joe: 26 / Jones: 26

30-30-30

- A Razorback has scored at least 30 points 11 times this season. That is the most since having 10 in 1972-73 (all 10 that season were by Martin Terry).**
 - Mason Jones has eight, 30-point games:
 - 41 vs Tulsa • 40 vs Auburn • 38 vs Miss State • 37 vs Tennessee • 34 vs USC • 32 vs Rice • 30 at Bama • 36 vs LSU
 - Isaiah Joe has two, 30-points games this season: 34 at Ole Miss • 33 vs Texas Southern
 - Jimmy Whitt Jr., scored a career-high 30 points versus Vanderbilt
- Arkansas also had three players score at least 30 last season, including Daniel Gafford (32 vs LSU) • Mason Jones (30 vs Florida 30 vs Miss State) • Isaiah Joe (34 vs FIU).

30 8x ... IN THE NCAA THIS YEAR / SEC IN THE LAST 20 YEARS

- Mason Jones ranks third (tied) in the NCAA for most 30-point games this season with 8.
 - 14 by Markus Howard (Marquette) • 11 by Jhivvan Jackson (UTSA) • 8 by Jermaine Marrow (Hampton)
- Mason Jones is one of three SEC players over the last 20 years to have seven games with at least 30 points in a season.
 - Jodie Meeks (UK) and Marcus Thornton (LSU) each had 7, 30-point games in 2008-09).

30, 30, 30 – 40-40

- Mason Jones is the first Razorback to score 30-plus in three straight games (34 vs USC, 30 at Bama and 40 vs Auburn).
- Mason Jones is the first Razorback to have multiple 40-point games in a season since Dean Tolson had two in 1973-74.

FREE MASON: Jones Leads NCAA Free Throws

- Arkansas junior Mason Jones made 18-of-21 from the free throw line versus Mississippi State on Feb. 15 to take the NCAA lead in both free throws made and attempted. He has maintained the lead after going:
^ 7-of-10 at Florida • 7-of-8 vs Missouri • 12-of-15 vs Tennessee • 9-of-9 at Georgia • 12-of-14 vs LSU
- **For the season, Jones has NCAA bests for both free throws (219) and attempted (264).**
- **The 18 makes vs Miss State are 3rd-most in the NCAA this season**, is an Arkansas single-game record in an SEC game while ranking third (tied) overall. The 21 attempts are the second-most by a Razorback in an SEC game behind Corliss Williamson's 22 in 1995 and ties for fifth-most overall.
- Jones **made 16 FT versus South Carolina, which ranks 13th-most in the NCAA this season.**
- **Jones has made a school-record 219 FT this season**, surpassing Sydney Moncrief (212 in 1978-79).
- **Jones has made a school-record 142 FT in SEC games this season**, surpassing Corliss Williamson (109 in 1994-95) for the school record.
- **DID YOU KNOW**, Jones has made more FT (219) than FG (177) but ranks in the SEC top 5 in both (1st for FT made and 5th for FG made)

Jones Tops 1,000 Career Points

- Jones scored 37 points in the win over Tennessee to surpass 1,000 career points for his two-year career. His 1,000th point was a free throw at the 15:58 mark of the 1st half.
- He is the 44th Razorback to reach 1,000 career points and now ranks 38th on the school's all-time scoring list (1,058)
- Jones is just the 8th to score 1,000 points in his first two years as a Razorback, joining Todd Day, Scotty Thurman, Dusty Hannahs, Bobby Portis, Jaylen Barford, Daryl Macon and Martin Terry.
- Jones is the fifth-fastest to Razorback to reach 1,000 points, doing so in 61 career games. The five fastest were Martin Terry (41 games), Corliss Williamson (56 games), George Kok (58 games), Scotty Thurman (60 games).

MASONRY: Building an Impressive Resume for Player of the Year

- Mason Jones has been named **SEC PLAYER OF THE WEEK FOUR TIMES** this season, tying a league record. Others including Jodie Meeks (UK in 2009) and Shan Foster (VU in 2008).
- Jones **LEADS THE SEC IN SCORING** (21.8 ppg). Arkansas has never had a player lead the SEC in scoring at season's end.
^ **NOTE: Arkansas had four players lead the Southwest Conference in scoring for a season: George Kok (20.4 ppg in 1947-48); Martin Terry (28.3 ppg in 1972-73); Darrell Walker (18.2 ppg in 1982-83) and Joe Kleine (22.1 ppg in 1984-85).**
- Jones not only ranks 10th in the NCAA in scoring, **AMONG PLAYERS FROM THE NCAA TOP-6 RPI CONFERENCES**, Jones ranks 3rd in scoring.
- Jones is **THE ONLY PLAYER IN THE SEC** to lead his team in scoring, rebounds, assists and steals.
- For that matter, Jones is **THE ONLY PLAYER IN THE SEC** to lead his team in rebounding and assists. **1 OF 3 PLAYERS IN THE SEC** (with Reggie Perry and Josh Nebo) to lead his team in scoring and rebounds.
- Jones is **THE ONLY PLAYER IN THE SEC** to rank among the league's top 20 in:
^ Scoring (1st; 21.8) • Rebounds (20th; 5.6) • Steals (6th; 1.55) • Assists (10th; 3.40).
^ Also ranks 6th in FT% (83.0%), 9th in defensive rebounds (4.8 avg). 5th in FG Made (177), 9th in 3PT FG made (2.0) and 10th in FG% (44.5%).
- Mason Jones is **ONE OF THREE SEC PLAYERS IN THE LAST 30 YEARS** to have multiple 40-point games. Jodie Meeks (UK • 3), Mason Jones (ARK • 2) and Shaquille O'Neal (LSU • 2)
- **IN THE SEC OVER THE LAST 20 YEARS**, a player has scored 100-plus points over three straight games five times, including Jodie Meeks 107 Pts (2009), **Mason Jones 104 Pts (2020)**, Jodie Meeks 103 Pts (2009), Breein Tyree 101 Pts (2020), Marcus Thornton 101 Pts (2008).

BEST SCORING DUO IN SEC

- Arkansas is the only team in the SEC to feature **two players in the league's top 10 for scoring.**
^ Mason Jones (1st / 21.8) • Isaiah Joe (7th / 16.6)

Joe & Jones: The Dynamic Duo

- Last year, Isaiah Joe and Mason Jones rarely had good games on the same day. Their best games together include FIU (Joe 34 & Jones 19) and Tennessee (Joe 23 & Jones 18).

- **The Dynamic Duo have scored in double figures in 16 of the 23 games they have played together:**

^ RICE:	Joe: 24 / Jones: 32
^ NORTH TEXAS:	Joe: 16 / Jones: 16 (tied for team high)
^ @ GA TECH	Joe: 13 / Jones: 24
^ AUSTIN PEAY:	Joe: 16 / Jones: 16

over a 3-game span, Joe and Jones each scored at least 20 (last time that happened was 1994-95 with Corliss Williamson and Scotty Thurman).

^ 12/14/19 Tulsa	Joe: 20 / Jones: 41
^ 12/21/19 vs Valpo	Joe: 21 / Jones: 20
^ 12/29/19 @ Indiana	Joe: 24 / Jones: 21
^ TEXAS A&M:	Joe: 17 / Jones: 17
^ @ LSU:	Joe: 13 / Jones: 24
^ @ OLE MISS:	Joe: 34 / Jones: 13
^ KENTUCKY:	Joe: 13 / Jones: 19
^ SOUTH CAROLINA:	Joe: 16 / Jones: 34
^ MISSOURI:	Joe: 21 / Jones: 12
^ TENNESSEE:	Joe: 22 / Jones: 37
^ @ GEORGIA:	Joe: 26 / Jones: 26
^ LSU:	Joe: 11 / Jones: 37

• ABOUT ARKANSAS •

Location.....	Fayetteville, Ark.
Enrollment.....	27,559
Founded.....	1871
Colors.....	Cardinal (PMS 201) and White
Nickname.....	Razorbacks
Conference.....	Southeastern (SEC)
System President.....	Dr. Donald R. Bobbitt (Arkansas, 1980)
Chancellor.....	Dr. Joseph E. Steinmetz (C. Michigan, 1977)
Vice Chancellor / AD.....	Hunter Yurachek (Guilford, 1990)
Faculty Representative.....	Gerald Jordan (Arkansas, 1970)
Arena (Capacity).....	Bud Walton Arena (19,200)

• HISTORY

First Year of Basketball.....	1923-24
Seasons.....	97th
Overall Conference Championships.....	24 (2 SEC, 22 SWC)
NCAA Tournament Bids.....	33
• NCAA Tournament Record.....	42-32 (.568)
National Championships.....	1 (1994)
National Runner-Up.....	1 (1995)
NCAA Final Fours.....	6 (1941, 1945, 1978, 1990, 1994, 1995)
NCAA Elite Eight.....	6 (1978, 1979, 1990, 1994, 1995)
NCAA Sweet 16.....	10
NIT Record (App.).....	6-5 (4)

• BASKETBALL STAFF

Head Coach.....	Eric Musselman
• Alma Mater/Year.....	San Diego, 1987
• at Arkansas.....	19-11 (1st year)
• SEC Record.....	7-10 (1st year)
• In Bud Walton Arena.....	14-4 (1st year)
• As Collegiate Head Coach.....	129-45 (5th year)
• As Professional Head Coach.....	508-392 (.634 - 14 seasons)
Assoc HC.....	Chris Crutchfield (Nebraska-Omaha, 1992 • 1st yr)
Asst Coach.....	Corey Williams (Oklahoma State, 2002 • 1st yr)
Asst Coach.....	Clay Moser (Wisconsin-La Crosse, 1987 • 1st yr)
Dir. of Ops.....	Anthony Ruta (Arizona State, 2012 • 1st yr)
Special Asst to HC.....	Hays Myers (LSU, 2016 • 1st yr)
Video Coord.....	Riley Hall (Arkansas, 2016 • 4th yr)
Dir. of Recruiting.....	Michael Musselman (San Diego, 2018 • 1st yr)
Recruiting Coord.....	Patrick Ackerman (Detroit Mercy, 2016 • 1st yr)
Dir. of S-A Devel.....	Earl Boykins (Eastern Michigan, 1998 • 1st yr)
Dir. of Multimedia.....	Martina Wood (North Carolina, 2010 • 1st yr)



SUNDAYS • JAN 5 THROUGH MAR 8

KATV - Sunday - 10:30PM
 KFSM - Sunday - 10:30PM
 KXNW - Sunday - 9:30PM
 Cox Sports Television - Tuesday - 6:00PM
 Fox Sports Southwest - Tuesday - 4:30PM

• **2019-20 RECORD BREAKDOWN** •

RECORD BREAKDOWN

At Home	14-4
On The Road	4-7
Neutral	1-0
White Uniforms	5-0
White '94 Throwback Uniforms	8-2
White "Hog" Uniforms	1-2
Cardinal Uniforms	4-6
Anthracite Uniforms	0-1

GENERAL

When Arkansas controls the tip	11-3
When opponent controls the tip	8-8
When Arkansas scores first	9-4
When opponent scores first	10-7

LEADS AND DEFICITS

Leading at the half	15-1
home: 14-0 road/neutral 1-1	
Tied at the half	0-0
home: 0-0 road/neutral 0-0	
Trailing at the half	4-10
home: 0-4 road/neutral 4-6	
Games decided by 5 points or fewer	4-5
Games decided by 10 points or fewer	9-9
With 5:00 left Leading: 15-3 Trailing: 4-6 Tied: 0-0	
With 2:00 left Leading: 18-4 Trailing: 1-5 Tied: 0-1	
Overtime games	1-3

OFFENSE

Scoring less than 70 points	6-3
Scoring 70-79 points	7-7
Scoring 80-89 points	3-1
Scoring 90-99 points	3-0
Scoring 100+ points	0-0
2 Players Or Less in Double Figures	2-2
3 Players in Double Figures	12-8
4 Players in Double Figures	3-0
5 Players in Double Figures	2-1
6 Players in Double Figures	0-0
1 Player Scores 20+ Points	6-4
2+ Players Score 20+ Points	8-3
When shooting 50 percent or higher	4-0
When shooting less than 50 percent	15-11

REBOUNDING/TURNOVERS

When out-rebounding opponent	4-0
When out-rebounded	15-11
When rebounds are even	0-1
When grabbing 10+ offensive reb	4-4
When forcing 15+ turnovers	12-7
When committing less than 15 turnovers	16-9
When committing 15+ turnovers	3-2

When Top Scorer Is (Includes Ties)

Mason Jones	Season: 11-8	Career: 18-11
Isaiah Joe	Season: 7-1	Career: 9-5
Jalen Harris	Season: 0-0	Career: 1-1
Desi Sills	Season: 1-0	Career: 1-1
Jimmy Whitt Jr.	Season: 5-2	Career: 10-9
Jeantal Cylla	Season: 0-0	Career: 3-8
Reggie Chaney	Season: 0-1	Career: 0-1

When Top Rebounder Is (Includes Ties)

Mason Jones	Season: 6-4	Career: 8-6
Adrio Bailey	Season: 4-3	Career: 6-3
Jimmy Whitt Jr.	Season: 4-3	Career: 10-12
Reggie Chaney	Season: 3-2	Career: 5-2
Jeantal Cylla	Season: 0-0	Career: 0-4
Desi Sills	Season: 1-1	Career: 1-1
Isaiah Joe	Season: 2-1	Career: 2-1
Ethan Henderson	Season: 1-0	Career: 1-0

Months

In November	7-0
In December	4-1
In January	4-3
In February	3-6
In March	1-0

No Ordinary Joe; Incredible to Think.....

- Just a reminder of the value Isaiah Joe.
- Joe ranks 7th in the SEC in scoring (16.8 ppg).
- Joe **leads the SEC and ranks 5th in the NCAA** by making 3.50 3-pointers per game.
- Joe has missed a total of six games, five straight since having his surgery. In those last five games, Arkansas was 0-5 with overtime losses to Auburn and Missouri and a loss at the buzzer to Mississippi State.
- **DESPITE MISSING SIX GAMES, Joe is still 2ND THE SEC and 31ST IN THE NCAA in 3-pointers made (84 in 24 games).**
- The SEC leader in total 3's made is John Petty Jr. (Alabama) with 85 in 28 games.
- Joe's 84 3's are just 3 shy of 10th on the school's single-season list.
- By comparison, **Joe's 84 triples to date is better than 23 of Arkansas' single-season leaders** since the 3-point shot was added in 1986-87.

3-Ball Streak Continues

- LAST YEAR: Mason Jones made a 3-pointer at 18:43 of the first half at South Carolina (Feb. 9, 2019) to mark the 1,000th straight game Arkansas made at least one triple.
- Arkansas fans were getting nervous the streak might end versus Texas Southern. The Razorbacks were 0-of-13 from distance in the first half. However, Isaiah Joe opened the second half with a triple and would make six in the period en route to 29 second-half points - 33 total.
- Arkansas ranks fourth-tied on the NCAA active list of teams that have made at least one 3-pointer.
 1. UNLV 1,102 consecutive games (thru 3-5 - next MWC Tourney)
 2. Duke 1,089 consecutive games (thru 3/2 - next 3/7)
 3. **ARKANSAS 1,041 CONSECUTIVE GAMES**
 4. Western Kentucky 1,039 consecutive games (thru 3/1 - next 3/7)
- UNLV and Princeton have made a 3-pointer in every game since the NCAA adopted the rule in 1986-87. Kentucky and Vanderbilt are the only other teams to make a 3-pointer in over 1,000 games.
- The Wildcats' streak ended March 2018 at 1,047 games (0-for-6 vs. Davidson in NCAA first round).
- **The Commodores' streak ended Jan. 15, 2020 at 1,080 games (0-for-25 vs. Tennessee).**
- The last game Arkansas did not make a 3-pointer was when the Razorbacks went 0-for-2 at Texas on Jan. 07, 1989.

Comeback Kids

- Arkansas erased several double-digit deficits this season, winning four.
- **WON AT INDIANA** after going down 11, Arkansas closed out the game on a 32-14 run, including a 19-3 run over the game's final 8:08.
 - At one point, the Hoosiers missed eight consecutive shots. In fact, Arkansas' defense held the Hoosiers scoreless from the field for nearly eight minutes (8:08 mark of the 2nd half until 21.3 seconds left), interrupted only by one made free throw (at 3:17).
 - After Isaiah Joe drained three 3-pointers to cut an 11-point deficit a 2-point game, Indiana went on a run to go up nine, 61-52 at the 9:01 mark. It was from that point Arkansas went on its 19-3 run to end the game and get the win.
- **WON AT OLE MISS** after going down 11 with 14:20 to go Arkansas went on an 11-4 run with seven points coming from Isaiah Joe (**including a 4-point play**) with 10:33 to play.
 - Down nine with 7:11 to play, Arkansas went on an 11-2 run to tie the game at 64 with 5:33 left. The run was **bolstered by a 5-point play** (Joe made a 3-pointer and Adrio Bailey was fouled under the basket. Bailey made both free throws.
 - Down four with 4:33 to play, Arkansas closed the game on a 12-4 run, including eight points from Joe, who had two steals inside the final 2:33.
 - **INSIDE THE FINAL 7 MINUTES:** Arkansas out-scored Ole Miss 25-10 ... Arkansas forced 5 turnovers and blocked three shots ... Ole Miss was 3-of-12 FG / Breein Tyree was 1-of-4 FG (a layup with 12 seconds left).
- **WON AT ALABAMA** after the Crimson Tide scored the first 12 points of the game.
 - Arkansas went on an 8-6 run to tie the game, 18-18.
 - The Razorbacks took their first lead, 23-22 with 7:15 left in the first half, but trailed three (39-36) at the half.
 - Arkansas trailed by as many as 8 (48-40) in the second half (17:19). The Hogs used a 17-9 run to lead by two (59-57) with 10:50 left and held the advantage the rest of the way.
- **WON VS MISSOURI.** Arkansas was down 13 with 9:59 left in the first half.
 - The Hogs outscored the Tigers 22-7 to take its first lead (33-31) with 1:22 left before the break and never relinquished the lead.
- **CUTTING DEFICITS IN LOSSES.**
 - **KENTUCKY:** After going down 11 with 18:47 to go, Arkansas went on an 20-6 run with nine points coming from Mason Jones to take a 3-point lead (47-44) with 8:19 left. Kentucky answered with 15-0 run to win.
 - **MISS STATE (Feb. 15):** Arkansas was down 17 with 14:37 left ... The Hogs went on a 17-4 run to get to within five (60-56), then tied the game, 72-72, on two Jones free throws with 2:31 left and went up three (75-72) on a Desi Sills triple. The Bulldogs scored four straight to go up one, 76-75, with 1:15 left. Mason Jones answered with two free throws with 59 ticks left to put Arkansas back up one, 77-76. Neither team scored on their ensuing possessions. With 11 seconds left, the Bulldogs grabbed a defensive rebound and Tyson Carter drove the lane, missing a layup with one second left only to see Abdul Ado score his only down four, 56-52, after a Bailey basket with seven minutes left to play. From that point, Florida went on a 10-0 run to lead 66-52 with 3:39 remaining to secure the win.
 - **AT FLORIDA:** Arkansas faced a 19-point deficit with 7:37 left in the first half at Florida and got to within two twice but did not ever overcome the deficit ... Arkansas outscored the Gators 22-6, thanks to 12 points from Adrio Bailey, to close the first half and open the second half. The Hogs got to within two, 42-40 with 14:44 to play and 44-42 with 12:45 left to play ... The Razorbacks were only down four, 56-52, after a Bailey basket with seven minutes left to play. From that point, Florida went on a 10-0 run to lead 66-52 with 3:39 remaining to secure the win.
 - **AT GEORGIA:** Arkansas was down 14-0 to start the game and trailed by as many as 18 midway through the first half. Georgia also led by 11 with 10:52 left in the game ... Mason Jones led a rally, accounting for 12 points (scored eight and dished out two assists), to get the Hogs to within one (73-72). The Hogs were also down one after two free throws by Jalen Harris (83-82) with 2:45 remaining and two free throws by Joe (85-84) at the 2:12 mark but could not get over the hump.

Record Book Update / Watch List

Season Scoring Average:	Mason Jones	21.8 ppg / currently 7th (record is 28.27)
SEC Season Scoring Average:	Mason Jones	23.2 ppg / CURRENTLY 1ST (record is 23.00)
Points in a Season:	Mason Jones	631 / currently 10th (record is 786)
SEC Season Points Scored:	Mason Jones	394 / CURRENTLY 1ST (old record was 368)
FG Made - SEC Game:	Jimmy Whitt Jr.	14 vs Vandy / currently 2nd
	Mason Jones	12 vs Auburn / currently 5th
FG Made - Season:	Mason Jones	177 / 69 shy of top 10
FG Made - SEC Season:	Mason Jones	109 / currently 7th (record is 136)
	Jimmy Whitt Jr.	93 / 9 shy of top 10 (102)
FG Attempts - Season:	Mason Jones	398 / 56 shy of top 10
FG Attempts - SEC Season:	Mason Jones	257 / CURRENTLY 2ND (record is 261)
FT Pct - SEC Season:	Isaiah Joe	95.3 % / CURRENTLY 1ST (record is 94.1%)
FT Made in a Game	Mason Jones	18 vs Miss State / currently 3rd-t
	Mason Jones	15 vs South Carolina / currently 8th
FT Made in an SEC Game	Mason Jones	18 vs Miss State / 1st
	Mason Jones	15 vs South Carolina / currently 3rd
FT Attempts in a Game	Mason Jones	21 vs Miss State / currently 5th-t
FT ATT - SEC Game:	Mason Jones	21 vs Miss State / 2nd
Free Throws Made- Season:	Mason Jones	212 / 1st (previous, Sidney Moncrief 212 in '79)
FT Made - SEC Season:	Mason Jones	141 / 1st (previous, Corliss Williamson 109 in '95)
Free Throws Atts - Season:	Mason Jones	264 / CURRENTLY 2ND (record is 304)
FT Attempts - SEC Season:	Mason Jones	177 / 1st (previous, Corliss Williamson 158 in '95)
3-Pointers Made - Season:	Isaiah Joe	84 / 3 shy of top 10 (87)
3-Ptrs Made - SEC Season:	Isaiah Joe	39 / 6 shy of top 10 (45)
	Mason Jones	34 / 11 shy of top 10 (45)
3-Pointers Att - Season:	Isaiah Joe	247 / CURRENTLY 2ND (record is 273 by Joe)
3-Pointers Att - SEC Season:	Isaiah Joe	116 / currently 8th (record is 141 by Joe)
	Mason Jones	108 / 2 shy of top 10

Sills Deals With Coming off the Bench

- Desi Sills has come off the bench in each of the last four games (vs. Mizzou, vs Tenn, at Georgia and vs LSU).
- Scored double figures in all four games (17 vs Mizzou, 13 vs Tenn, **career-high 21 at Georgia**, 13 vs LSU).
- LAST 4 GMS: 16.0 ppg and has shot 57.1% (12-of-21) from 3-pt range with 4.0 reb/gm.**

• SILLS IS HEATING UP OVER THE LAST 12 GAMES.

1ST 18 GAMES:	9.2 ppg	62-154 FG (.403)	16-75 3PT FG (.213)	26-39 FT (.667)	29.8 min/gm
LAST 12 GAMES:	12.5 ppg	49-109 FG (.450)	26-59 3PT FG (.441)	24-44 FT (.591)	34.3 min/gm

• The following are big games by Sills over the last 12

- Sills scored 18 vs TCU 7-8 FG • 3-3 3PT with 2 steals
- Sills scored 14 vs Auburn 4-10 FG • 4-6 3PT with career-high four steals
- Sills scored 12 at Missouri made two of the team's three 3-pointers with four rebounds
- Sills scored 11 at Tennessee made two 3-pointers and had four rebounds
- Sills scored 15 vs Miss State 15 tied then career-high in an SEC game
- Sills scored 17 vs Missouri 17 is an SEC career high, was 4-of-6 from 3-point range.
- Sills scored 13 vs Tennessee 3-of-5 from 3-point range
- Sills scored 21 at Georgia **21 is a career high with six rebounds, 2nd-best career total**
- Sills scored 13 vs LSU his two 3's early to give UA lead it wouldn't give up and spark 55-point half

Just A Minute

- Thanks to 4 overtime games, Jimmy Whitt Jr., Isaiah Joe and Mason Jones rank among the SEC top 7 in minutes played.
- Jimmy Whitt Jr. 19th NCAA / 2nd SEC 37:04 minutes per game**
- Isaiah Joe 36th NCAA / 3rd SEC 36:08 minutes per game**
- Mason Jones 175th NCAA / 9th SEC 33:53 minutes per game**
- Desi Sills averages 31.5 minutes per game.**
- This is not a new phenomenon for Coach Musselman. At Nevada, three players ranked among the Mountain West top 10 in minutes played (each over 34) last season while two players were among the top four in minutes played in 2016-17 and 2017-18.

Whitt: 40-Minute Man

- Jimmy Whitt Jr., played a complete game at LSU ... figuratively and literally as he scored a then SEC career-high in points (22) ... and he played ALL 40 MINUTES VS THE TIGERS.
- Whitt then played all 40 minutes in the win over TCU. Not only did he score 20 points, **he completely shut down TCU's top scorer Desmond Bane** by face-guarding him the whole game. Bane was just 3-of-6 and scored just six points.
- Whitt is the first Razorback to play all 40 minutes of a regulation game since Jyllysses Nobles (Louisville - 11/17/09).
- At Georgia Tech, Whitt played 43:47 in an overtime win.
- At Western Kentucky, Whitt played 43:28 in an overtime loss.
- Vs Auburn, Whitt played 40:21 in the overtime loss.
- At Missouri, Whitt played 40 minutes in the overtime loss, including 35 minutes in the 2nd half and OT.
- At Tennessee, Whitt played 39:35, including all 20 minutes in the second half.
- Vs Miss State, Whitt played 39:52, including all 20 minutes of the second half.
- Vs Missouri, Whitt played 39:16, including all 20 minutes of the second half.

RECORD WATCH

ARKANSAS SEASON FT MADE

1.	219	MASON JONES	2020
2.	212	Sidney Moncrief	1979

ARKANSAS SEASON FT MADE SEC GAMES ONLY

1.	142	MASON JONES	2020
2.	109	Corliss Williamson	1995

ARKANSAS SEASON POINTS

1.	786	Todd Day	1991
5.	695	Corliss Williamson	1994
6.	684	Todd Day	1990
7.	660	Sidney Moncrief	1979
8.	647	Ron Brewer	1978
9.	633	Martin Terry	1972
10.	631	MASON JONES	2020

ARKANSAS SEASON POINTS SEC GAMES ONLY

1.	394	MASON JONES	2020
2.	368	Todd Day	1992

Arkansas Career - 1,000 POINTS (44 total)

25.	1200	Moses Kingsley	2014-17
26.	1162	Mario Credit	1987-90
27.	1149	Charles Thomas	1149
28.	1144	Anthlon Bell	2013-16
29.	1130	Brandon Dunn	1999-02
30.	1106	Rashad Madden	2012-15
31.	1100	Michael Qualls	2013-15
32.	1097	Alvin Robertson	1982-84
33.	1094	MASON JONES	2019-PRES.

Arkansas Career - 3's Made

1.	366	Pat Bradley	1996-99
4.	237	Anthlon Bell	2013-16
5.	226	Todd Day	1989-92
6.	218	Lee Mayberry	1989-92
7.	197	ISAIAH JOE	2019-PRES.
8.	168	Jannero Pargo	2001-02
9.	160	Eric Ferguson	2003-06
10.	155	Dusty Hannahs	2016-17
--	134	MASON JONES	2019-PRES.

Arkansas Career - 3's Attempted

1.	915	Pat Bradley	1996-99
5.	588	Todd Day	1989-92
6.	520	ISAIAH JOE	2019-PRES.
10.	431	Brandon Dean	1999-02
--	384	MASON JONES	2019-PRES.

Arkansas Career 3's Made SEC GAMES ONLY

1.	366	Pat Bradley	1996-99
2.	274	Rotnei Clarke	2009-11
9.	155	Dusty Hannahs	2016-17
10.	153	Jonathon Modica	2003-06
--	99	ISAIAH JOE	2019-PRES.

Arkansas Career 3's Att. SEC GAMES ONLY

1.	429	Pat Bradley	1996-99
5.	266	Eric Ferguson	2003-06
6.	263	Jonathon Modica	2003-06
7.	257	ISAIAH JOE	2019-PRES.

Using His Whitt to Be Master of the Midrange

- Whitt ranks 5th in the SEC in FG% (.490) while ranking 7th in the SEC in field goals made (172).
- **Whitt ranks 20th in the NCAA / 1st in the SEC among guards in FG% (.490).**
- (@HogStats) In the 3-point era, **Razorback guards have scored 20-plus points in a game without making a 3-pointer 10 times. Whitt has accomplished the feat eight of those 10 times** while Corey Beck and Robert Shepherd each did it once.
- **WHITT IS COMING OFF A CAREER GAME**, shining bright on Senior Night despite 36points from Mason Jones.
- Whitt recorded his 8th career double-double – 3rd as a Razorback
- Scored 26 points (2nd-best career effort) with a career-high 15 rebounds
- Added five assists, a season high and career-high in an SEC game, with two steals

LSU HEAD COACH WILL WADE ON JIMMY WHITT JR

"I know Mason Jones gets a lot of the credit and he did a great job scoring 36, but Whitt just controlled the game with 26, 15, 5 assists. We just, for whatever reason, we can't guard him. We couldn't guard him at our place, we couldn't guard him here. He seems like, I don't know him at all, but just watching his press conference from Monday he seems like an unbelievable kid, an unbelievable person and he deserved to go out like that on Senior Night. I wish it wouldn't have been on us, but he was tremendous."

STATS BY HALF - OPPONENTS

	-- 1ST HALF --			-- 2nd HALF --		
	PTS	FG	3PT	PTS	FG	3PT
Rice	19	8-25/.320	2-13/.154	24	8-31/.258	0-12/--
NTX	16	7-26/.269	0-9/--	27	10-25/.400	2-8/.250
MONT	18	8-31/.258	0-6/--	28	10-25/.400	2-10/.200
TXSOU	24	9-30/.300	1-7/.143	27	10-25/.400	1-4/.250
S DAK	24	10-30/.333	1-6/.167	32	12/25/.480	2-6/.333
@GT	30	10-21/.476	2-9/.222	29	11-27/.407	0-2/--
NKU	28	12-26/.385	5-13/.385	32	10-25/.400	3-11/.273
APSU	30	10-25/.400	2-8/.250	31	12-28/.429	4-11/.364
@WKU	33	13-32/.406	3-11/.273	40	14-29/.483	2-7/.286
Tulsa	34	12-29/.414	1-6/.167	45	16-35/.457	3-12/.250
vValpo	34	14-36/.389	2-10/.200	34	13-36/.361	5-15/.333
@Ind	38	15-32/.469	2-8/.250	26	10-27/.370	3-13/.231
TXAM	33	11-26/.432	3-11/.273	26	10-19/.526	1-3/.333
@LSU	37	13-33/.394	3-10/.300	42	14-33/.424	1-5/.200
@OM	33	10-26/.385	3-8/.375	39	12-28/.429	0-5/--
VANDY	28	10-25/.400	3-11/.273	27	9-23/.391	2-9/.222
UK	36	14-32/.438	4-7/.571	37	10-22/.455	1-7/.143
@MSU	30	10-33/.303	4-11/.384	47	12-24/.500	2-8/.250
TCU	29	11-24/.458	2-8/.250	38	13-26/.500	4-11/.364
USC	38	16-28/.571	2-9/.222	41	28-55/.509	4-11/.364
@BAMA	39	14-30/.467	4-15/.267	39	13-30/.433	4-16/.250
AUB	34	11-28/.393	4-16/.250	35	13-24/.542	4-13/.308
@MIZ	36	10-31/.323	1-8/.125	31	10-24/.417	2-8/.250
@UT	40	11-23/.478	4-9/.444	42	15-30/.500	2-7/.286
MSU	40	18-29/.621	1-2/.500	38	12-22/.545	2-5/.400
@FLA	33	11-27/.407	5-12/.417	40	12-19/.632	1-4/.250
MIZ	33	14-26/.538	3-11/.273	35	10-30/.333	1-10/.100
UT	27	10-27/.370	3-11/.273	42	14-27/.519	1-6/.167
@UGA	47	19-34.559	5-11/.455	52	19-33/.576	5-12/.417
LSU	34	11-31/.355	5-13/.385	56	17-32/.513	6-14/.429

STATS BY HALF - ARKANSAS

	-- 1ST HALF --			-- 2nd HALF --		
	PTS	FG	3PT	PTS	FG	3PT
Rice	39	16-33/.485	4-12/.333	52	21-34/.462	6-13/.462
NTX	28	11-23/.478	3-10/.300	38	9-22/.409	3-12/.250
MONT	31	10-28/.357	3-13/.231	33	10-26/.385	1-7/.143
TXSOU	37	15-34/.441	0-13/.000	45	16-37/.432	6-13/.262
S DAK	39	15-35/.429	4-14/.286	38	16-31/.516	0-6/.000
@GT	30	12-31/.387	5-15/.333	26	9-23/.391	1-7/.143
NKU	33	14-31/.452	2-10/.200	33	9-24/.375	1-8/.125
APSU	34	12-21/.571	6-11/.545	35	10-25/.400	3-12/.250
@WKU	28	12-27/.406	3-11/.273	45	14-33/.424	6-16/.375
Tulsa	50	17-31/.548	6-15/.400	48	17-29/.586	5-15/.333
vValpo	32	12-28/.429	4-13/.308	40	9-24/.375	6-14/.429
@Ind	33	12-36/.343	4-14/.286	38	13-27/.481	8-17/.471
TXAM	42	13-24/.542	6-15/.400	27	11-24/.324	4-14/.286
@LSU	40	16-31/.516	5-13/.385	37	10-27/.370	3-12/.250
@OM	27	8-30/.267	3-12/.250	49	15-26/.577	5-8/.625
VANDY	34	14-34/.412	1-11/.091	41	17-30/.567	4-9/.444
UK	27	9-23/.391	6-10/.600	39	10-34/.294	2-16/.125
@MSU	26	12-28/.429	2-10/.200	44	18-35/.514	2-10/.200
TCU	33	13-26/.500	3-4/.750	45	14-26/.583	3-5/.600
USC	32	10-31/.323	4-16/.250	45	12-23/.522	3-10/.300
@Bama	36	14-32/.438	3-11/.273	46	14-27/.519	3-5/.600
AUB	32	12-29/.414	6-12/.500	37	11-24/.458	4-10/.400
@MIZ	30	8-25/.320	2-8/.250	37	11-26/.423	0-4/.000
@UT	23	7-25/.280	3-10/.300	38	8-24/.333	2-6/.333
MSU	32	11-27/.407	3-8/.375	45	13-25/.520	3-8/.375
@FLA	26	9-28/.321	1-9/.111	33	13-27/.481	2-7/.286
MIZ	35	12/24/.500	5-10/.500	43	13-29/.448	7-15/.467
UT	40	12-26/.462	5-15/.333	46	13-26/.500	4-8/.500
@UGA	39	11-30/.367	6-15/.400	50	18-32/.563	3-9/.333
LSU	55	17-32/.531	5-14/.357	44	11-24/.458	2-7/.286



MASON JONES:

- **LEADS THE SEC IN SCORING:** 21.8 ppg (looking to be 1st Hog to do so)
- HOGS THAT LED THE SOUTHWEST CONFERENCE IN SCORING:**
 - 1947-48: George Kok 20.4 ppg
 - 1972-73: Martin Terry 28.3 ppg
 - 1982-83: Darrell Walker 18.2 ppg
 - 1984-85: Joe Kleine 22.1 ppg
- **LEADS THE NCAA IN BOTH FT MADE (219) and FT ATTEMPTS (264)**
- **TIED LEAGUE-RECORD, 4x SEC PLAYER OF THE WEEK (3rd player to do so)**
- **1st IN NCAA IN SCORING AMONG NCAA's 6 POWER LEAGUES**
 - Markus Howard (Marquette) • 1st / 27.7 ppg
 - Luka Garza (Iowa) • 5th / 23.7 ppg
 - MASON JONES (Arkansas) • 10th / 21.8 ppg
- **THE ONLY PLAYER IN THE SEC**
 - To lead his team in Scoring, Rebounding, Assists and Steals
 - To lead his team in Rebounding and Assists
 - Among the SEC top 20 in scoring (1st) • rebounding (20th) • steals (6th) • assists (10th).
 - 6th in FT% • 5th in FG Made • 9th in 3's made • 10th in FG% • 9th in def. rebs
- **ONLY 3 SEC PLAYERS TO LEAD THEIR TEAM IN SCORING AND REBS:**
 - Mason Jones (ARK) 21.8 ppg 5.6 rpg
 - Reggie Perry (MSU) 17.2 ppg 9.9 rpg
 - Josh Nebo (TX A&M) 12.2 ppg 6.1 rpg



FIRST: Scored a then career-high 32 points in the season-opening win over Rice. He not only set a career high for points, but he established career highs in field goals made (12), field goals attempted (18) and steals (5). He had seven rebounds (his 3rd-best career total), was 4-of-8 from 3-point range and 4-of-4 from the free throw line.

- The 32 points by Jones were the second-most by a Razorback in a season opener and marked the third, 30-point game in Jones' career. His 17 first-half points nearly matched that of the Rice team (19).



- Selected the SEC Co-Player of the Week after leading the 11-1 Razorbacks to a win at Indiana. Joe shared the honor with Kentucky's Nick Richards.
- Joe scored 24 points and added five rebounds as Arkansas claimed its first-ever road win at a Big Ten member (1-7).
- Joe played all 20 minutes of the second half and scored 18 points in the period. He helped Arkansas overcome a 38-33 halftime deficit, an 11-point deficit with 16 minutes to play and a 9-point deficit with eight minutes left.
- With Arkansas down 11, Joe scored 15 of Arkansas' final 32 points as the Razorbacks closed the game on a 32-14 run, including a 19-3 run over the final eight minutes.
- First, Joe made three 3-pointers to trim Arkansas' 11-point deficit to two. Later, with Arkansas down nine, Joe hit a turnaround jumper on the right elbow to tie the game, 61-61. Joe sealed the win by going 4-of-4 at the free throw line over the final 27 seconds.



SECOND: Scored a career-high 41 points and added six rebounds, while leading the team in assists (4) and steals (4). He tied career highs by going 12-of-18 from the field (7-of-7 from 2-point range) while going 5-of-11 from 3-point range and 12-of-13 at the free throw line.

- 41 points ties for 6th-most in the NCAA this season and ties for 7th-most in Arkansas history.
- In the first half, Jones scored 20 points, including a long 3-pointer at the buzzer for a 16-point halftime lead. He also had three steals, two assists and a blocked shot.
- In the second half, after Tulsa worked its 16-point deficit to nine (68-59 with 11:49 left), Jones scored 15 straight for the Razorbacks during an 18-5 run to give Arkansas a 22-point lead (86-64) with 6:00 left.



THIRD: Jones had a pair of 30-point games and was rewarded by being named the SEC Men's Basketball Player of the Week for a league-best third time. Jones shared the honor with Mississippi State's Reggie Perry.

- For the week, Jones averaged 32 points, 8.5 rebounds, 2.5 assists and 1.5 steals.
- Versus South Carolina, Jones scored 34 points while grabbing a career-high 12 rebounds to record his second double-double of the season. He was the first Razorback to have at least 34 points and 12 rebounds in a game since 1989. Jones scored 26 of his 34 in the second half on the strength of making 13-of-14 from the free throw line.
- At Alabama, Jones scored 30 points with five rebounds and two steals. He helped Arkansas overcome a 12-0 deficit to start the game. Jones made 10-of-20 FG while going 4-of-7 from 3-point range. He scored 17 of his 30 points in the first half. Jones made three free throws inside the final 31 seconds to secure the win.



FOURTH: Jones averaged 31.5 points and broke the 1,000-point barrier for his career to earn his fourth SEC Player of the Week honor this season, sharing the award with Kentucky's Immanuel Quickley.

- Jones is just the third player in SEC history to be a four-time Player of the Week selection since the award started in 1985, joining Kentucky's Jodie Meeks (2008-09) and Vanderbilt's Shan Foster (2007-08).
- Jones led Arkansas to an 86-69 victory over Tennessee by scoring 37 points. He scored 11 of Arkansas' first 13 points for an early 16-3 lead. In the second half after UT cut a 15-point deficit to two with 14:10 left, Arkansas would go on an 18-8 run to put the game out of reach with Jones scoring 12 in the run.
- At Georgia, Jones scored 26 points with five assists in the loss. In the second half and Arkansas down 11 with 10:52 to play, Jones accounted for 12 points (scoring eight and assisting on two baskets) to get the Razorbacks to within one (73-72).



- For the second consecutive year, Arkansas senior Adrio Bailey has been named to the SEC Community Service Team.
- Bailey uses his infectious out-going personality to be the "glue" of the Razorback men's basketball program and be a positive representative for the University in the community. His service off the court includes visits to Katherine's Place (an assisted living center) and Boys and Girls Club. In addition to his service in the community, Bailey is a three-year member of SAAC and two-year member of the SEC Men's Basketball Leadership Council. As part of his SAAC service, Bailey has participated in Sweat Hawks (elementary program focusing on health and wellness), Book Hogs (encourages students at the elementary school level to enjoy reading), Shop with SAAC (raising money and going shopping with several deserving kids in the Fayetteville community) and Lift Up America (NWA Food Bank to help bring the gift of food to the area's less fortunate).

- Former Razorback **Derek Hood (1996-99) has been named Arkansas' 2020 Allstate® SEC Basketball Legend.** He, along with 13 other legends from across the league, will be honored at the SEC Men's Basketball Tournament, held March 11-15 at Bridgestone Arena in Nashville, Tenn.
- Hood was a two-time All-SEC selection (third team in 1997 and second team in 1999) and tabbed second team All-District by the National Association of Basketball Coaches. Hood helped Arkansas reach the 1999 SEC championship game and was named All-Tournament.
- Hood holds the distinction of being 1-of-2 Razorbacks to record at least 1,000 points and have at least 1,000 rebounds. The finished his career with 1,247 points (24th on the school's all-time list) and 1,002 (2nd in school history). Sidney Moncrief also accomplished the feat with 2,066 career points (2nd all-time) and 1,015 career rebounds (school record).
- Hood owns the school record for rebounds in a season (349) and he led the SEC in field goal percentage (.565) during the 1998-99 season. He also led the SEC in rebounding twice, averaging 8.0 boards in 1996-97 and 10.3 in 1998-99.
- The Razorbacks reached the NCAA Sweet 16 in Hood's freshman season (1995-96) and finished 18th in the final polls. Arkansas also went to the NCAA Tournament in Hood's junior and senior years while finishing 17th in the final AP poll both seasons.
- After his Arkansas career, Hood played with the Charlotte Hornets during the 1999-00 season as part of a seven-year professional career. He was inducted into the University of Arkansas Sports Hall of Honor in 2015.



Overall:	129-45
- At Arkansas	19-11
Home:	72-9
Away:	38-26
Neutral:	19-10
Conference Games:	61-28
- At Arkansas	7-10
Home:	36-9
Away:	25-19
Against Ranked Teams:	1-5
- At Arkansas	0-2
Home:	0-2
Away:	0-1
Neutral:	1-2
Record by Month:	
November:	32-4
December:	25-8
January:	28-10
February:	25-12
March:	17-11
April:	1-0
When Leading at Halftime:	98-5
at Arkansas	15-1
When Trailing at Halftime:	29-39
at Arkansas	4-10
When Tied at Halftime:	2-1
at Arkansas	0-0
Out-Rebounding Opp:	74-10
at Arkansas	4-0
Being Out-Rebounded:	48-32
at Arkansas	15-10
Rebounds Are Even:	7-2
at Arkansas	0-1
When Scoring First:	75-20
at Arkansas	9-4
When Opponent Scores First:	54-25
at Arkansas	10-7
One-Possession Games:	16-12
at Arkansas	1-4
Overtime Games:	7-6
at Arkansas	1-3
Games Decided by 1-5 Pts or Less:	28-19
at Arkansas	4-5
Games Decided by 6-10 Pts:	21-12
at Arkansas	6-4
Games Decided by 11-19 Pts:	37-9
at Arkansas	4-1
Games Decided by 20-plus Pts:	33-5
at Arkansas	5-1
Shooting 50 percent or Better:	42-1
at Arkansas	4-0
Shooting Pct. Better Than Opp:	104-8
at Arkansas	15-3
Shooting Pct. Worse Than Opp:	23-36
at Arkansas	3-8
Shooting Pct. Same as Opp:	1-1
at Arkansas	0-0
Out-Scoring Opp Bench:	60-2
at Arkansas	7-1
Out-Scored By Opp Bench:	64-34
at Arkansas	11-10
Bench Scoring Even:	5-0
at Arkansas	1-0

MUSSELMAN VERSUS CONFERENCES

American Athletic	3-0	CAA	1-0	Ohio Valley	3-1
American East	1-0	C-USA	2-1	Pac-12	5-1
ACC	1-0	Horizon League	2-0	Patriot League	0-0
Atlantic Sun	0-0	Ind./Non D1	2-0	SEC	7-11
Atlantic 10	3-0	Ivy League	0-0	SoCon	0-0
Big East	0-0	MAAC	1-1	Southland	0-0
Big Sky	6-0	Mid-American	1-0	SWAC	1-0
Big South	2-0	MEAC	0-0	Summit League	2-0
Big Ten	1-0	Missouri Valley	6-2	Sun Belt	2-0
Big 12	2-3	Mountain West	60-21	WCC	8-2
Big West	5-2	Northeast	0-0	WAC	2-0

Scoring Below 50 Points:	0-0
- At Arkansas	0-0
Home:	0-0
Away:	0-0
Neutral:	0-0
Scoring 50-59 Points:	0-8
- At Arkansas	0-0
Home:	0-1
Away:	0-5
Neutral:	0-2
Scoring 60-69 Points:	14-13
- At Arkansas	6-2
Home:	8-3
Away:	3-7
Neutral:	3-3
Scoring 70-79 Points:	44-16
- At Arkansas	7-5
Home:	24-4
Away:	14-9
Neutral:	6-3
Scoring 80-89 Points:	45-3
- At Arkansas	3-1
Home:	25-0
Away:	13-2
Neutral:	7-1
Scoring 90-99 Points:	18-1
- At Arkansas	3-0
Home:	11-0
Away:	6-1
Neutral:	1-0
Scoring 100 or More Points:	8-1
- At Arkansas	0-0
Home:	5-0
Away:	2-1
Neutral:	1-0

Opponent Scores Below 50 Points:	5-0
- At Arkansas	3-0
Home:	4-0
Away:	1-0
Neutral:	0-0
Opponent Scores 50-59 Points:	22-1
- At Arkansas	4-0
Home:	15-1
Away:	6-0
Neutral:	1-0
Opponent Scores 60-69 Points:	52-6
- At Arkansas	8-0
Home:	31-0
Away:	12-2
Neutral:	9-4
Opponent Scores 70-79 Points:	35-16
- At Arkansas	3-6
Home:	18-5
Away:	12-9
Neutral:	5-2
Opponent Scores 80-89 Points:	13-13
- At Arkansas	0-3
Home:	5-2
Away:	5-10
Neutral:	3-1
Opponent Scores 90-99 Points:	2-4
- At Arkansas	1-1
Home:	2-2
Away:	0-1
Neutral:	0-1
Opponent Scores 100 or More Points:	1-2
- At Arkansas	0-0
Home:	0-0
Away:	1-2
Neutral:	0-0

MUSSELMAN VERSUS ALL OPPONENTS

Opponent	Overall	at Nevada	at Arkansas	Last Meeting
Air Force	7-0	7-0	0-0	03/05/19
Akron	1-0	1-0	0-0	12/22/18
Alabama	1-0	0-0	1-0	02/01/20
Arizona State	1-0	1-0	0-0	12/07/18
Arkansas-Little Rock	1-0	1-0	0-0	11/16/18
Alabama	0-1	0-0	0-1	02/04/20
Austin Peay	1-0	0-0	1-0	11/12/19
Boise State	7-2	7-2	0-0	02/02/19
Bradley	1-0	1-0	0-0	12/03/16
Buffalo	1-0	1-0	0-0	11/25/16
BYU	1-0	1-0	0-0	11/06/18
Cal State Fullerton	0-1	0-1	0-0	11/28/15
California Baptist	1-0	1-0	0-0	11/19/18
Cincinnati	1-0	1-0	0-0	03/18/18
Coastal Carolina	1-0	1-0	0-0	11/13/15
Colorado State	7-1	7-1	0-0	02/02/19
Davidson	1-0	1-0	0-0	11/21/17
Drake	1-0	1-0	0-0	12/12/15
Eastern Washington	1-0	1-0	0-0	03/21/16
Florida	0-2	0-1	0-1	02/18/20
Fresno Pacific	1-0	1-0	0-0	12/09/15
Fresno State	6-3	6-3	0-0	02/23/19
LSU	1-1	0-0	1-1	03/05/20
Georgia Tech	1-0	0-0	1-0	11/25/19
Grand Canyon	1-0	1-0	0-0	12/09/18
Hawaii	1-1	1-1	0-0	11/24/17
Holy Names	1-0	1-0	0-0	11/30/15
Idaho	1-0	1-0	0-0	11/10/17
Illinois State	1-0	1-0	0-0	11/29/17
Indiana	1-0	0-0	1-0	12/29/19
Iona	1-1	1-1	0-0	11/26/16
Iowa State	0-1	0-1	0-0	03/16/17
Kentucky	0-1	0-0	0-1	01/19/20
LSU	0-1	0-0	0-1	01/08/20
Loyola-Chicago	1-1	1-1	0-0	11/28/18
Loyola Marymount	1-0	1-0	0-0	11/14/16
Ole Mis	1-0	0-0	1-0	01/11/20
Mississippi State	0-2	0-0	0-2	02/15/20
Missouri	1-1	0-0	1-1	02/21/20
Montana	2-0	1-0	1-0	11/16/19
Montana State	1-0	1-0	0-0	11/15/15
Morehead State	2-1	2-1	0-0	04/01/16
New Mexico	5-3	5-3	0-0	02/09/19

Opponent	Overall	at Nevada	at Arkansas	Last Meeting
North Texas	1-0	0-0	1-0	11/12/19
Northern Kentucky	1-0	0-0	1-0	11/30/19
Oakland	1-0	1-0	0-0	11/23/16
Oregon State	1-1	1-1	0-0	11/18/16
Pacific	4-0	4-0	0-0	11/09/18
Portland State	1-0	1-0	0-0	11/25/15
Radford	1-0	1-0	0-0	12/17/17
Rhode Island	1-0	1-0	0-0	11/13/17
Rice	1-0	0-0	1-0	11/05/19
Saint Mary's	0-1	0-1	0-0	11/11/16
San Diego State	3-7	3-7	0-0	03/01/19
San Francisco	0-1	0-1	0-0	12/23/17
San Jose State	6-0	6-0	0-0	01/09/19
Santa Clara	2-0	2-0	0-0	11/15/17
South Carolina	0-1	0-0	0-1	01/29/20
South Dakota	1-0	0-0	1-0	11/22/19
South Dakota State	1-0	1-0	0-0	12/15/18
Southern Cal	1-0	1-0	0-0	12/01/18
Southern Illinois	1-0	1-0	0-0	12/22/17
Tennessee	1-1	0-0	1-1	02/26/20
Texas	1-0	1-0	0-0	03/16/18
Texas A&M	1-0	0-0	1-0	01/04/20
TCU	1-1	0-1	1-0	01/25/20
Texas Southern	1-0	0-0	1-0	11/19/19
Texas Tech	0-1	0-1	0-0	12/05/17
Towson	1-0	1-0	0-0	12/21/16
Tulsa	2-0	1-0	1-0	12/14/19
UC Davis	1-0	1-0	0-0	12/19/17
UC Irvine	2-0	2-0	0-0	12/02/17
UC Santa Barbara	1-0	1-0	0-0	12/22/16
UMass	1-0	1-0	0-0	11/23/18
UNLV	7-2	7-2	0-0	02/27/19
Utah	1-0	1-0	0-0	12/29/18
Utah State	7-2	7-2	0-0	03/02/19
Valparaiso	1-0	0-0	1-0	12/21/19
Vanderbilt	1-0	0-0	1-0	01/15/20
Vermont	1-0	1-0	0-0	03/23/16
Washington	1-0	1-0	0-0	12/11/16
Western Kentucky	0-1	0-0	0-1	12/07/19
Wichita State	0-1	0-1	0-0	12/22/15
Wyoming	5-1	5-1	0-0	02/16/19
Totals	129-45	110-34	19-11	

BEST WINNING PERCENTAGE among active NCAA Division I head coaches (min 4 yrs)

(stats.NCAA.org/head_coaches • Thru Mar 5, 2020)

1	Mark Few, Gonzaga	.828	597-124	21st yr
2	Chris Jans, New Mexico State	.782	104-29	4th yr
3	Roy Williams, North Carolina	.779	884-251	32nd yr
4	John Calipari, Kentucky	.773	732-215	28th yr
5	Mike Krzyzewski, Duke	.768	1156-350	45th yr
6	Bill Self, Kansas	.767	706-214	27th yr
7	Rick Croy, Cal Baptist (2nd in DI)	.761	169-53	7th yr
8	Steve Forbes, ETSU	.747	127-43	5th yr
9	ERIC MUSSELMAN, ARKANSAS	.741	129-45	5th yr
10	Sean Miller, Arizona	.735	404-146	16th yr



- Named General Manager of CBA's Rapid City Thrillers at age of 22. The next year, became head coach of the Thrillers at he age of 23, the youngest coach in CBA history.
- From 1990-1997, had 24 players called up to the NBA, the highest number in the league during that span ... The only person in CBA history to coach in five league All-Star Games (1990, 1992, 1993, 1994, 1997)
- The first coach in professional basketball history to win 100 games by the age of 28.
- At the age of 37, named head coach of the Golden State Warriors ... He and his father, Bill, were first father-son combination to both become head coaches in NBA history.
- In 2003, was runner-up to San Antonio's Gregg Popovich for NBA Coach of the Year Award voting (231 points, including 26 first-place votes).
- Only needed 130 games to win his 100th game as a collegiate head coach.

INDIVIDUAL GAME HIGHS:

Most Points:

at Nevada:	45	Jordan Caroline at New Mexico 01/07/17
	40	Jordan Caroline at Colorado St 02/06/19
	37	D.J. Fenner v UNLV 02/08/17
	34	Marqueze Coleman at Hawai'i 11/16/15
	34	Caleb Martin at Utah 12/29/18
	32	Marcus Marshall at Wyoming 01/14/17
	32	Marcus Marshall at Washington 12/11/16
	32	Tyron Criswell v E. Washington 03/21/16
	30	4x
at Arkansas:	41	Mason Jones vs Tulsa 12/14/19
	40	Mason Jones vs Auburn 02/04/20
	38	Mason Jones vs Miss State 02/15/20
	37	Mason Jones vs Tennessee 02/26/20
	36	Mason Jones vs LSU 03/04/20
	34	Mason Jones vs South Carolina 01/29/20
	34	Isaiah Joe at Ole Miss 01/11/20
	33	Isaiah Joe vs Texas Southern 11/19/19
	32	Mason Jones vs Rice 11/05/19
	30	Mason Jones at Alabama 02/01/20
	30	Jimmy Whitt Jr. vs Vanderbilt 01/15/20

SEC Game 40 Mason Jones vs Auburn 02/04/20

SEC Tourney

NCAA Tourney

Bud Walton: 41 Mason Jones vs Tulsa 12/14/19

Road Game: 34 Isaiah Joe at Ole Miss 01/11/20

Neutral Site: 21 Isaiah Joe vs Valpo 12/21/19

Ranked Opp: 40 Mason Jones vs Auburn 02/04/20

Frosh: --

Soph: 34 Isaiah Joe at Ole Miss 01/11/20

Junior: 41 Mason Jones vs Tulsa 12/14/19

Senior: 30 Jimmy Whitt Jr. vs Vanderbilt 01/15/20

Season Opener: 32 Mason Jones vs Rice 11/05/19

SEC Opener 17 Isaiah Joe & Mason Jones vs TX A&M 01/04/20

Most Field Goals Made:

at Nevada:	17	Jordan Caroline at New Mexico 01/07/17
	13	Cody Martin v Utah State 02/17/18
	12	Jordan Caroline at UNLV 02/25/17
	12	Cameron Oliver v E. Washington 03/21/16
	12	D.J. Fenner v UNLV 02/08/17
at Arkansas:	14	Jimmy Whitt Jr. vs Vanderbilt 01/15/20
	12	Mason Jones vs Auburn 02/04/20
	12	Mason Jones vs Tulsa 12/14/19
	12	Mason Jones vs Rice 11/05/19
	11	Mason Jones vs Tennessee 02/26/20
	11	Isaiah Joe at Ole Miss 01/11/20
	11	Jimmy Whitt Jr. vs South Dakota 11/19/19
	11	Jimmy Whitt Jr. at Alabama 02/01/20

Most 3-Pointers Made:

at Nevada:	8	Marcus Marshall at UNLV 02/25/17
	7	6x
at Arkansas:	7	Isaiah Joe at Ole Miss 01/11/20
	6	Isaiah Joe at Indiana 12/29/19
	6	Isaiah Joe vs Texas Southern 11/19/19

Most Free Throws Made:

at Nevada:	15	Marcus Marshall v Boise State 02/22/17
	15	Marqueze Coleman v UNLV 01/23/16
	15	Marqueze Coleman at Hawai'i 11/16/15
	14	Jordan Caroline v Rhode Island 11/13/17
	14	Marcus Marshall at Wyoming 01/14/17
at Arkansas:	18	Mason Jones vs Miss State 02/15/20
	15	Mason Jones vs South Carolina 01/29/20
	12	Mason Jones vs LSU 03/04/20
	12	Isaiah Joe vs Tennessee 02/26/20
	12	Mason Jones vs Tulsa 12/14/19
	11	Jimmy Whitt Jr. at Tennessee 02/11/20
	11	Mason Jones at Missouri 02/08/20
	11	Mason Jones vs Auburn 02/04/20

Most Rebounds:

at Nevada:	24	Cameron Oliver v Fresno State 02/11/16
	21	Cameron Oliver at UNLV 02/20/16
	17	Cameron Oliver v Colorado State 03/04/17
	16	6x
at Arkansas:	15	Jimmy Whitt Jr. vs LSU 03/04/20
	12	Mason Jones vs South Carolina 01/29/20
	12	Jimmy Whitt Jr. at Western Ky 12/07/19
	11	Reggie Chaney at Missouri 02/08/20
	11	Reggie Chaney at Alabama 02/01/20
	11	Reggie Chaney vs Northern Ky 11/30/19
	11	Adrio Bailey vs Montana 11/16/19

SEC Game 15 Jimmy Whitt Jr. vs LSU 03/04/20

SEC Tourney

NCAA Tourney

Bud Walton: 15 Jimmy Whitt Jr. vs LSU 03/04/20

Road Game: 12 Jimmy Whitt Jr. at Western Ky 12/07/19

Neutral Site: 9 Mason Jones vs Valpo 12/21/19

Ranked Opp: 7 Whitt and Bailey vs Auburn 02/04/20

Frosh: -

Soph: 11 (3x) Reggie Chaney (N. Ky. at Bama at Mizzou)

Junior: 12 Mason Jones vs South Carolina 01/29/20

Senior 15 Jimmy Whitt Jr. vs LSU 03/04/20

Season Opener: 9 Adrio Bailey vs Rice 11/05/19

SEC Opener 6 Mason Jones vs Texas A&M 01/04/20

Most OFFENSIVE Rebounds:

at Nevada:	11	AJ West at Pacific 11/21/15
	8	Cameron Oliver v Fresno State 02/11/16
at Arkansas:	6	Reggie Chaney at Missouri 02/08/20
	5	Reggie Chaney at Alabama 02/01/20
	5	Adrio Bailey vs Montana 11/16/19

Most DEFENSIVE Rebounds:

at Nevada:	16	Cameron Oliver v Fresno State 02/11/16
	14	Cameron Oliver v Colorado State 03/04/17
	14	Cameron Oliver at Wyoming 01/14/17
	13	Cameron Oliver v Colorado State 03/11/17
	13	Cameron Oliver at Air Force 02/15/17
at Arkansas:	14	Jimmy Whitt Jr. vs LSU 03/04/20
	11	Mason Jones vs South Carolina 01/29/20
	9	Jimmy Whitt Jr. at Western Ky 12/07/19
	9	Reggie Chaney vs Northern Ky 11/30/19
	9	Isaiah Joe at Georgia Tech 11/25/19
	8	2x

Most Assists:

at Nevada:	11	Cody Martin v BYU 11/06/18
	11	Cody Martin v Colorado State 02/25/18
	11	Marqueze Coleman v Holy Names 11/30/15
	10	Cody Martin v Little Rock 11/16/18
	10	Cody Martin v Pacific 11/09/18
	10	Marcus Marshall v Colorado State 03/04/17
at Arkansas:	9	Mason Jones at Ole Miss 01/11/20
	8	Mason Jones vs Vanderbilt 01/15/20
	7	Isaiah Joe vs Rice 11/05/19

SEC Game 9 Mason Jones at Ole Miss 01/11/20

SEC Tourney

NCAA Tourney

Bud Walton: 8 Mason Jones vs Vanderbilt 01/15/20

Road Game: 9 Mason Jones at Ole Miss 01/11/20

Neutral Site 4 2x

Ranked Opp: 2 3x

Frosh: -

Soph: 7 Isaiah Joe vs Rice 11/05/19

Junior: 9 Mason Jones at Ole Miss 01/11/20

Senior: 5 Jimmy Whitt Jr. vs Rice 11/05/19

Season Opener: 7 Isaiah Joe vs Rice 11/05/19

SEC Opener 5 Jalen Harris vs Texas A&M 01/04/20

Most Steals:

at Nevada:	5	Caleb Martin v California Baptist 11/19/18
	5	Jordan Caroline at San Diego St 02/12/17
	5	Marqueze Coleman at New Mexico 12/30/15
	4	17 times
at Arkansas:	5	Mason Jones at Georgia Tech 11/25/19
	5	Isaiah Joe vs Texas Southern 11/19/19
	5	Mason Jones vs Rice 11/05/19
	4	7x

SEC Game 4 Jimmy Whitt Jr. at Alabama 02/01/20

4 Desi Sills vs Auburn 02/04/20

SEC Tourney

NCAA Tourney

Bud Walton: 5 Mason Jones vs Rice 11/05/19

Road Game: 5 Mason Jones at Georgia Tech 11/25/19

Neutral Site: 3 Adrio Bailey & Jimmy Whitt vs Valpo 12/21/19

Ranked Opp: 4 Desi Sills vs Auburn 02/04/20

Frosh: -

Soph: 5 Isaiah Joe vs Texas Southern 11/19/19

Junior: 5 Mason Jones (2x)

Senior: 4 2x

Season Opener: 5 Mason Jones vs Rice 11/05/19

SEC Opener 3 Mason Jones vs Texas A&M 01/04/20

Most Blocked Shots:

at Nevada:	6	Cameron Oliver v Morehead State 04/01/16
	5	7x
at Arkansas:	5	Adrio Bailey vs Valpo 12/21/19
	5	Adrio Bailey vs Texas Southern 11/19/19
	4	Adrio Bailey at LSU 01/07/20
	3	Ethan Henderson vs Tennessee 02/26/20
	3	Reggie Chaney at Western Ky 12/07/19
	3	Reggie Chaney vs South Dakota 11/22/19

SEC Game 4 Adrio Bailey at LSU 01/08/20

SEC Tourney

NCAA Tourney

Bud Walton: 5 Adrio Bailey vs Texas Southern 11/19/19

Road Game: 3 Reggie Chaney at Western Ky 12/07/19

Neutral Site: 5 Adrio Bailey vs Valpo 12/21/19

Ranked Opp: 2 Adrio Bailey & Jimmy Whitt Jr., vs Kentucky (01/18/20)

Frosh: -



Soph: 3 3x

Junior: 2 Mason Jones vs Texas Southern 11/19/19

Senior: 5 Adrio Bailey 2x

Season Opener: 1 by 5 players

SEC Opener 1 Adrio Bailey & Jimmy Whitt vs TX A&M 01/04/20

<div>  2019-20 SEC STANDINGS  </div>									
THRU WED - Mar. 4, 2020									
	SEC	PCT.	HOME AWAY	OVERALL	PCT.	HOME ROAD NEUTRAL	STRK		
1. Kentucky	14-3	.824	8-1 6-2	24-6	.800	16-2 7-2 1-2	L1		
2. Auburn	11-6	.647	8-1 3-5	24-6	.800	16-1 4-5 4-0	L2		
Florida	11-6	.647	7-1 4-5	19-11	.633	11-3 4-7 4-1	W1		
LSU	11-6	.647	7-1 4-5	20-10	.667	14-2 5-6 1-2	L1		
5. Mississippi State	10-7	.588	7-1 3-6	19-11	.633	13-2 4-7 2-2	L1		
South Carolina	10-7	.588	7-2 3-5	18-12	.600	12-5 6-5 0-2	W1		
7. Tennessee	9-8	.529	5-3 4-5	17-13	.567	11-5 4-7 2-1	W2		
Texas A&M	9-8	.529	4-4 5-4	15-14	.517	10-6 5-4 0-4	W1		
9. Alabama	8-9	.471	5-4 3-5	16-14	.533	10-5 4-7 2-2	L1		
10. Arkansas	7-10	.412	5-4 2-6	19-11	.633	14-4 4-7 1-0	W1		
11. Missouri	6-11	.353	5-3 1-8	14-16	.467	11-4 2-10 1-2	L2		
Ole Miss	6-11	.353	5-4 1-7	15-15	.500	12-5 1-9 2-1	W2		
13. Georgia	5-12	.294	4-5 1-7	15-15	.500	12-5 2-8 1-2	L1		
14. Vanderbilt	2-15	.118	1-7 1-8	10-20	.333	9-10 1-9 0-1	W1		

AP (Mar. 2)		
1 Kansas (64)	26-3	1600
2 Gonzaga	29-2	1514
3 Dayton	27-2	1453
4 Baylor	25-3	1395
5 San Diego State	28-1	1375
6 KENTUCKY	24-5	1253
7 Florida State	24-5	1164
8 Seton Hall	21-7	1145
9 Maryland	23-6	1041
10 Louisville	24-6	948
11 Creighton	22-7	843
12 Duke	23-6	809
13 Oregon	22-7	802
14 Villanova	22-7	779
15 BYU	24-7	756
16 Michigan State	20-9	726
17 AUBURN	24-5	575
18 Iowa	20-9	492
19 Ohio State	20-9	489
20 Penn State	21-8	367
21 Houston	22-7	265
22 Virginia	21-7	219
23 Illinois	20-9	208
24 Wisconsin	19-10	179
25 Michigan	18-11	94

COACHES (Mar. 2)		
1 Kansas (32)	26-3	800
2 Gonzaga	29-2	742
3 Dayton	27-2	741
4 Baylor	25-3	694
5 San Diego State	28-1	680
6 KENTUCKY	24-5	628
7 Seton Hall	21-7	567
8 Florida State	24-5	555
9 Maryland	23-6	516
10 Louisville	24-6	494
11 Duke	23-6	419
12 Villanova	22-7	392
13 Oregon	22-7	387
14 Creighton	22-7	385
15 BYU	24-7	323
AUBURN	24-5	323
17 Michigan State	20-9	310
18 Iowa	20-9	301
19 Ohio State	20-9	240
20 Penn State	21-8	323
21 Houston	22-7	141
22 Virginia	21-7	79
Illinois	20-9	79
24 Wisconsin	19-10	78
25 Butler	20-9	60

RECEIVING VOTES: Butler 68, UCLA 54, Stephen F. Austin 47, East Tennessee State 31, West Virginia 22, Providence 17, Colorado 13, Marquette 12, Arizona 9, Texas Tech 9, Northern Iowa 4, Oklahoma 4, Stanford 4, Arizona State 4, Wichita State 2, Saint Mary's 2, **LSU 2**, New Mexico State 2, USC 1, Belmont 1, Vermont 1.

RECEIVING VOTES: Michigan 31; UCLA 30; West Virginia 27; Colorado 26; Northern Iowa 19; East Tennessee St. 16; Stephen F. Austin 15; Texas Tech 14; Arizona 14; St. Mary's 13; Marquette 13; Louisiana State 4; Texas 3; Providence 3; Yale 2; Southern California 2; Wichita St. 1; Stanford 1.

ARKANSAS IN THE RANKINGS

WEEK	AP	COACH	NET
Preseason	--	--	N/A
Nov. 11	RV/11	N/A	N/A
Nov. 18	RV/3	RV/9	N/A
Nov. 25	RV/13	RV/12	N/A
Dec. 2	RV/17	RV/8	N/A
Dec. 9	--	RV/1	N/A
Dec. 16	RV/1	RV/10	23
Dec. 23	--	RV/2	34
Dec. 30	RV/19	RV/14	26
Jan. 6	RV/38	RV/16	24
Jan. 13	RV/65	RV/44	24
Jan. 20	RV/19	RV/12	32
Jan. 27	RV/3	RV/6	28
Feb. 3	--	--	34
Feb. 10	--	--	38
Feb. 17	--	--	48
Feb. 24	--	--	45
Mar. 2	--	--	47
Mar. 9			
Mar. 16			
FINAL			

The last time Arkansas was ranked in the AP Poll...

Top 25: #22 01/01/18
 Top 15: #15 11/14/00
 Top 10: #6 1995 Final Poll
 Top 5: #5 03/07/95
 No. 1: #1 '94-95 Preseason

Saturday, March 7

*Auburn at Tennessee	ESPN2	11:00 a.m.
*South Carolina at Vanderbilt	SEC	11:30 a.m.
*Kentucky at Florida	CBS	12:00 p.m.
*Georgia at LSU	ESPN2	1:00 p.m.
*Alabama at Missouri	SEC	1:30 p.m.
*ARKANSAS AT TEXAS A&M	SEC	3:30 P.M.
*Ole Miss at Mississippi State	SEC	5:30 p.m.

SEC TOURNAMENT

FIRST ROUND - Wed., March 11		
Game 1 • #12 vs #13	SEC	6 p.m.
Game 2 • #11 vs #14	SEC	25 min after GM1
SECOND ROUND - Thurs., March 12		
Game 3 • #8 vs #9	SEC	Noon
Game 4 • #4 vs #13/14 winner	SEC	25 min after GM1
Game 5 • #7 vs #10	SEC	6 p.m.
Game 6 • #6 vs #11/14 winner	SEC	25 min after GM1
QUARTERFINALS - Fri., March 13		
Game 7 • #1 vs GM3 winner	ESPN	Noon
Game 8 • #4 vs GM4 winner	ESPN	25 min after GM1
Game 9 • #2 vs GM5 winner	SEC	6 p.m.
Game 10 • #3 vs GM6 winner	SEC	25 min after GM9

SEMIFINALS - Sat., March 14		
Game 11 • Winners: GM7 vs GM8	ESPN	Noon
Game 12 • Winners: GM9 vs GM10	ESPN	25 min after GM11

CHAMPIONSHIP - Sun., March 15		
Game 13 • Winners: GM11 vs GM12	ESPN	Noon

ARKANSAS & OPPONENTS IN THE NET/RPI RANKINGS

Opponent	WHEN GAME WAS PLAYED		CURRENT
	ARK NET/RPI	OPP NET/RPI	OPP NET/RPI
Rice	-- / --	-- / --	215 / 212
North Texas	-- / 2	-- / 55	90 / 75
Montana	-- / 2	-- / 55	129 / 95
Texas Southern	-- / 70	-- / 75	249 / 178
South Dakota	-- / 70	-- / 51	180 / 164
@ Georgia Tech	-- / 20	-- / 14	77 / 80
Northern Kentucky	-- / 20	-- / 143	153 / 148
Austin Peay	-- / 14	-- / 258	163 / 142
@ Western Kentucky	-- / 14	-- / 75	125 / 76
Tulsa	-- / 15	-- / 183	82 / 81
vs Valpo	23 / 12	136 / 105	135 / 145
@ Indiana	34 / 20	29 / 27	54 / 53
Texas A&M	26 / 10	197 / 225	124 / 151
@ LSU	24 / 10	30 / 63	32 / 21
@ Ole Miss	24 / 10	68 / 99	93 / 150
Vanderbilt	24 / 9	133 / 200	169 / 228
Kentucky	24 / 9	26 / 53	14 / 16
@ Mississippi State	32 / 14	57 / 60	52 / 46
TCU	32 / 14	65 / 79	91 / 101
South Carolina	28 / 14	89 / 94	65 / 73
@ Alabama	28 / 14	41 / 43	42 / 54
Auburn	34 / 21	19 / 4	27 / 3
@ Missouri	34 / 21	95 / 129	92 / 134
@ Tennessee	38 / 26	68 / 72	69 / 69
Mississippi State	38 / 26	41 / 48	52 / 46
@ Florida	48 / 42	35 / 41	33 / 40
Missouri	48 / 42	88 / 123	92 / 134
Tennessee	45 / 46	64 / 70	69 / 69
@ Georgia	45 / 46	90 / 97	83 / 97
LSU	47 / 48	32 / 21	32 / 21
@ Texas A&M	47 / 48	124 / 151	124 / 151

Versus 2019-20 Opponents

NON-CONFERENCE

SCHOOL	GMS PLAYED	SERIES RECORD	H	A	N	LAST MEETING
AUSTIN PEAY	5	ARKANSAS LEADS, 5-0	5-0	0-0	0-0	H - W, 69-61 (12/03/19)
GEORGIA TECH	7	ARKANSAS TRAILS, 2-5	0-1	1-2	1-2	A - W, 62-61 OT (11/25/19)
INDIANA	5	ARKANSAS LEADS, 3-2	1-0	1-2	1-0	A - W, 71-64 (12/22/19)
MONTANA	1	ARKANSAS LEADS, 1-0	1-0	0-0	0-0	H - W, 64-46 (11/16/19)
NORTH TEXAS	15	ARKANSAS LEADS, 15-0	9-0	1-0	5-0	H - W, 66-43 (11/12/19)
NORTHERN KENTUCKY	1	ARKANSAS LEADS, 1-0	1-0	0-0	0-0	H - W, 66-60 (11/30/19)
RICE	144	ARKANSAS LEADS, 103-41	55-11	41-29	7-1	H - W, 91-43 (11/05/19)
SOUTH DAKOTA	2	ARKANSAS LEADS, 2-0	1-0	1-0	0-0	H - W, 77-56 (11/22/19)
TCU	143	ARKANSAS LEADS, 105-28	55-15	46-21	4-2	H - W, 78-67 (01/25/20)
TEXAS SOUTHERN	1	ARKANSAS LEADS, 7-0	5-0	0-0	2-0	H - W, 82-51 (11/19/19)
TULSA	61	ARKANSAS LEADS, 37-24	25-8	9-15	3-1	H - W, 98-79 (12/14/19)
WESTERN KENTUCKY	8	SERIES TIED, 4-1	0-2	0-2	4-0	A - L, 79-86 OT (12/07/19)
VALPARAISO	1	ARKANSAS LEADS, 1-0	0-0	0-0	1-0	N - W, 72-68 (12/21/19)

SOUTHEASTERN CONFERENCE

SCHOOL	GMS PLAYED	SERIES RECORD	H	A	N	LAST MEETING
ALABAMA	63	ARKANSAS LEADS, 35-28	19-6	8-20	8-2	A - W, 82-78 (02/01/20)
• SEC Only	53	Arkansas Leads, 28-25	19-6	8-18	1-1	
AUBURN	54	ARKANSAS LEADS, 34-20	21-6	12-14	1-1	H - L, 76-79 OT (02/04/20)
• SEC Only	53	Arkansas Leads, 34-19	21-5	12-14	1-0	
FLORIDA	38	ARKANSAS TRAILS, 12-26	8-7	2-14	2-5	A - L, 59-73 (02/18/20)
• SEC Only	38	Arkansas Trails, 12-26	8-7	2-14	2-5	
GEORGIA	39	ARKANSAS LEADS, 23-16	11-3	6-10	6-3	A - L, 89-99 (02/29/20)
• SEC Only	39	Arkansas Leads, 23-16	11-3	6-10	6-3	
KENTUCKY	44	ARKANSAS TRAILS, 11-33	7-8	3-15	1-10	H - L, 66-73 (01/18/20)
• SEC Only	39	Arkansas Trails, 11-28	7-8	3-13	1-8	
LSU	69	ARKANSAS LEADS, 37-32	20-8	12-18	5-6	H - W, 99-90 (03/04/20)
• SEC Only	60	Arkansas Leads, 33-27	20-8	11-17	2-2	
OLE MISS	82	ARKANSAS LEADS, 49-33	16-11	9-20	24-2	A - W, 76-72 (01/11/20)
• SEC Only	53	Series Tied, 27-27	16-10	9-18	1-0	
MISSISSIPPI STATE	64	ARKANSAS LEADS, 33-31	21-8	7-22	5-1	H - L, 77-78 (02/15/20)
• SEC Only	55	Arkansas Leads, 28-27	20-7	6-20	2-0	
MISSOURI	53	ARKANSAS LEADS, 28-25	17-9	10-16	1-0	H - W, 78-68 (02/22/20)
• SEC Only	16	Arkansas Leads, 9-7	7-1	2-6	0-0	
SOUTH CAROLINA	35	ARKANSAS LEADS, 20-15	11-5	7-8	2-2	H - L, 77-79 (01/29/20)
• SEC Only	35	Arkansas Leads, 20-15	11-5	6-8	3-2	
TENNESSEE	43	ARKANSAS TRAILS, 21-22	11-4	4-13	6-5	H - W, 86-69 (02/26/20)
• SEC Only	39	Arkansas Trails, 18-21	11-4	4-13	3-4	
TEXAS A&M	159	ARKANSAS LEADS, 103-56	58-15	38-37	7-4	H - W, 69-59 (01/04/20)
• SEC Only	13	Arkansas Leads 8-5	6-1	2-4	0-0	
VANDERBILT	39	ARKANSAS LEADS, 27-12	16-3	7-8	4-1	H - W, 75-55 (01/15/20)
• SEC Only	37	Arkansas Leads 26-11	15-3	7-7	4-1	

RAZORBACK SPORTS NETWORK RADIO AFFILIATES

https://tunein.com/radio/Arkansas-Basketball-s308162/?_branch_match_id=730822869045812831

Batesville (Games)	KWOZ-FM - 103.3	Glenwood	KHGZ-AM - 670
Camden	KAMD-FM - 97.1	Hot Springs / Mena	KTTG-FM - 6.3
Crossett	KAGH-FM - 104.9	Jonesboro	KEGI-FM - 100.5
Crossett	KAGH-AM - AM 800	Little Rock	KABZ-FM - 103.7
DeQueen	KDQN-FM - 92.1	Magnolia	KZHE-FM - 100.5
DeWitt	KDEW-FM - 97.3	Marshall	KBCN-FM - 104.3
El Dorado	KAGL-FM - 93.3	Mena	KENA-FM - 104.1
Fayetteville	KQSM-FM - 92.1	Monett, MO	KKBL-FM - 95.9
Fayetteville (Games)	KYNG-AM - AM 1590	Monticello	KGPO-FM - 99.9
Fayetteville	KAKS-FM - 99.5	Morrilton	KCON-FM - 99.3
Fayetteville	KUOA-AM - 1290	Mountain Home	KOMT-FM - 93.5
Fayetteville	KUOA-FM - 95.3	Ozark	KDYN-FM - 96.7
Fayetteville	KBVA-FM - HD3 106.5	Ozark	KDYN-AM - AM 1540
Forrest City	KBFC-FM - 93.5	Searcy	KRZS-FM - 99.1
Fort Smith	KERX-FM - 95.3	Texarkana	KKTK-AM - 1400
Glenwood	KHGZ-FM - 98.9	Wynne	KWYN-FM - 92.5

ARKANSAS IN THE 2019-20 NCAA/SEC

(Through Games of March 4, 2020)



TEAM IN THE NCAA/SEC	NCAA	SEC	NO.
3-pt Field Goal Attempts (350 ranked)	145	6	668
Assist Turnover Ratio (350 ranked)	140	4	1.03
Assists Per Game (350 ranked)	280	11	11.7
Blocked Shots Per Game (350 ranked)	112	9	3.6
Defensive Rebounds per Game (350 ranked)	281	12	24.1
Fewest Fouls (350 ranked)	306	11	589
Fewest Turnovers (350 ranked)	42	1	340
Field-Goal Percentage (350 ranked)	148	6	44.2
Field-Goal Percentage Defense (350 ranked)	172	11	42.8
Free Throw Attempts (350 ranked)	9	2	730
Free Throws Made (350 ranked)	4	3	532
Free-Throw Percentage (350 ranked)	107	7	72.9
Offensive Rebounds Per Game (350 ranked)	324	14	7.57
Personal Fouls Per Game (350 ranked)	305	11	19.6
Rebound Margin (350 ranked)	342	14	-6.7
Scoring Defense (350 ranked)	172	9	69.3
Scoring Margin (350 ranked)	70	4	6.4
Scoring Offense (350 ranked)	58	5	75.7
Steals Per Game (349 ranked)	33	1	8.1
Three Pt FG Defense (350 ranked)	1	1	26.9
Three-Point Field Goals Per Game (350 ranked)	176	4	7.2
Three-Point Field-Goal Percentage (350 ranked)	218	7	32.5
Total 3-point FGM (350 ranked)	176	4	217
Total Assists (350 ranked)	280	11	351
Total Blocks (350 ranked)	109	9	109
Total Rebounds (350 ranked)	315	14	950
Total Rebounds Per Game (350 ranked)	332	14	31.67
Total Steals (349 ranked)	34	1	242
Turnover Margin (349 ranked)	8	1	4.7
Turnovers Forced (350 ranked)	30	1	16.03
Turnovers Per Game (350 ranked)	33	1	11.3
Won-Lost Percentage (350 ranked)	88	4	63.3

RAZORBACKS IN THE NCAA/SEC

	PLAYER	NCAA	SEC	NO.
3-pt Field Goal Attempts (242 ranked)	Isaiah Joe	16	1	247
	Mason Jones	158	5	176
Assist Turnover Ratio (250 ranked)	--			
Assists Per Game (249 ranked)	Mason Jones	228	10	3.4
Blocked Shots Per Game (249 ranked)	Adrio Bailey	101	6	1.4
Defensive Rebounds per Game (249 ranked)	Mason Jones	244	9	4.83
Double Doubles (229 ranked)				
Field-Goal Percentage (250 ranked)	Jimmy Whitt Jr.	98	5	49
	Mason Jones	184	10	44.5
Free Throw Attempts (249 ranked)	Mason Jones	1	1	264
Free Throws Made (246 ranked)	Mason Jones	1	1	219
Free-Throw Percentage (249 ranked)	Isaiah Joe	21	3	88.5
	Mason Jones	92	6	83
Minutes Per Game (250 ranked)	Jimmy Whitt Jr.	19	2	37:04
	Isaiah Joe	37	3	36:08
	Mason Jones	174	9	33:53
Offensive Rebounds Per Game (250 ranked)	--			
Points Per Game (250 ranked)	Mason Jones	10	1	21.8
	Isaiah Joe	131	7	16.6
Rebounds Per Game (250 ranked)	--			
Steals Per Game (250 ranked)	Mason Jones	140	6	1.55
	Isaiah Joe	169	7	1.5
	Jimmy Whitt Jr.	244	11	1.4
Three-Point Field Goals Per Game (238 ranked)	Isaiah Joe	5	1	3.5
	Mason Jones	238	9	2
Three-Point Field-Goal Percentage (92 ranked)	Isaiah Joe	84	4	34
Total 3-point FGM (243 ranked)	Isaiah Joe	31	2	84
	Mason Jones	243	9	58
Total Assists (248 ranked)	Mason Jones	228	12	99
Total Blocks (241 ranked)	Adrio Bailey	95	6	42
Total Field Goal Attempts (250 ranked)	Mason Jones	107	4	398
	Jimmy Whitt Jr.	230	9	351
Total Field Goals Made (239 ranked)	Mason Jones	114	5	177
	Jimmy Whitt Jr.	136	7	172
Total Minutes (250 ranked)	Jimmy Whitt Jr.	18	2	1112:26
Total Points (249 ranked)	Mason Jones	14	1	631
Total Rebounds (246 ranked)	--			
Total Steals (232 ranked)	Mason Jones	147	6	45
	Jimmy Whitt Jr.	213	10	42



Hogs Sign Davonte Davis

- Arkansas head coach Eric Musselman announced on Nov. 19 that Davonte Davis, a four-star recruit from Jacksonville, signed a National Letter of Intent with the Razorbacks.
- Davis (6-4, 175) is rated 80th on the ESPN Top 100 while ESPN has him the 18th-best shooting guard, the 18th-best player in the region and the second-best player in the state of Arkansas.
- "Our coaching staff is so excited to announce the signing of Davonte "Devo" Davis," Musselman said. "Devo will bring tremendous toughness and versatility to our Arkansas Razorbacks team. We love Devo's ability to be both a playmaker and a scorer at all three levels. He is an elite free throw attempt player and does a great job finishing through contact. From a defensive perspective, Devo will add a long, athletic defender that can guard multiple positions. He is an exhilarating, exciting point guard that Hog fans will love to watch and teammates will love to play with him."
- In other recruiting services, Davis is 100th on the 247Sports Composite and 16th among point guards. Rivals has him ranked 128th nationally and 29th at his position while 247Sports puts him 139th nationally and 21st among point guards. He is also #3 in the state by 247Sports.
- Davis was named to the 2019 USA TODAY All-Arkansas first team as a junior as he averaged 18.5 points, 5.3 rebounds and six assists per game. He played for Woodz Elite in the Nike EYBL.
- He is a three-time Arkansas Activities Association All-State selection, making the 2019 5A team with Jacksonville HS and the 2A teams in 2017 and 2018 while playing at Jacksonville Lighthouse.
- As a sophomore, Davis averaged 18.4 points, 8 assists, 7 rebounds and 2 steals. As a freshman, Davis averaged 16 points and seven rebounds in leading Lighthouse to conference and regional championships as well as the Class 2A state semifinal.

#PR HOGS

38

» Arkansas has had 38 all-time NBA Draft selections from 36 different players in program history.

16

» The Razorbacks have 16 All-Star game appearances by Joe Johnson (7), Sidney Moncrief (5) and Alvin Robertson (4).

12

» Arkansas has 12 first round NBA Draft picks in program history with Sidney Moncrief going No. 5 overall in 1979.

2019-20 PROHOGS

PATRICK BEVERLEY CLIPPERS

- 8th Year to Play in NBA
- 2009 - 2nd RD/42nd overall

DANIEL GAFFORD BULLS

- 1st Year to Play in NBA
- 2019 - 2nd RD/38th overall

DUSTY HANNAHS GRIZZLIES

- signed 10-day contract 2/21/20
- 2nd Year to Play in NBA
- G League - Memphis Hustle

DARYL MACON HEAT

- signed 2-way contract
- 2nd Year to Play in NBA
- G League - Sioux Falls Skyforce

BOBBY PORTIS KNICKS

- 5th Year to Play in NBA
- 2015 - 1st RD/2nd overall

America (ECBL)

Kareem Reid Rowan County

America (BIG 3)

Joe Johnson Triplets
Sergerio Gipson Triplets
Jannero Pargo Triplets

Austria

Anton Beard UBSC Raiffeisen Graz

Canada

Olu Famutimi Guelph
Marvell Waithe London

China

Courtney Fortson Sichuan
Sonny Weems Guangdong ST

Finland

Dustin Thomas Ura Basket

Greece

Moses Kingsley Peristeri GS
JaCorey Williams PAOK Thessaloniki

Iran

Willy Kouassi Shahrdiri BA

Israel

Rashad Madden Netanya

Italy

Jaylen Barford Pesaro
Charles Thomas Basket RAV

Latvia (Russia)

Jabril Durham Vostak 65

Lebanon

Darian Townes Al Riyadi

Norway

Anthlon Bell Nidaros Jets

Puerto Rico

Coty Clarke Piratas de Quebradillas

Saudi Arabia

Arlando Cook Abha
Michael Qualls Al Fateh Al Hasa

Slovakia

Alandise Harris Levice
Delvon Johnson Prievidza

Spain

Marshawn Powell Cafes Candelas Breogan

Nolan Richardson Court

- Last March, the University of Arkansas System Board of Trustees unanimously approved a resolution to name the court at Bud Walton Arena for Hall of Fame coach Nolan Richardson.
- The University unveiled Nolan Richardson Court at Bud Walton Arena on October 20 prior to exhibition game with Little Rock. Arkansas won the game 79-64 on the newly-named court.
- Richardson was 389-169 in 17 seasons as Arkansas head coach and set a school record for wins. Among his many honors are NABC and Naismith Coach of the Year (1994), USBWA Most Courageous Award (1995), University of Arkansas Sports Hall of Honor (1996), Arkansas Sports Hall of Fame (1998), College Basketball Hall of Fame (2008) and the Naismith Memorial Basketball Hall of Fame (2014). He was honored with a banner in the rafters of Bud Walton Arena in 2015.
- He led the Razorbacks to 13 NCAA Tournament appearances including six Sweet 16's (1990, 1991, 1993, 1994, 1995, 1996), four Elite Eights (1990, 1991, 1994, 1995), three Final Fours (1990, 1994, 1995) a national runner-up finish (1995) and the 1994 NCAA Championship.
- In Richardson's 22 combined years as a head coach at the collegiate level - at Western Texas Junior College, the University of Tulsa and the University of Arkansas - he compiled a record of 508-206 (.711) and became the only head coach in college basketball history to win a National Junior College Championship, NIT Championship and NCAA Championship.



0

JEANTAL CYLLA

F • Gr.Sr. • 6-7 • 215

Lake Worth, Fla. || Lake Worth HS.

GENE-tall SILL-uh ... Played one season at UNC Wilmington after beginning his career at Florida Atlantic. In addition to his collegiate experience ... Member of the Haitian National Team.

Received his B.A. in Communication Studies from UNCW in May 2019 ... Is pursuing an M.Ed. in Adult and Lifelong Learning at Arkansas.

2019-20 HIGHLIGHTS:

- Pulled down six boards in the season-opening win over Rice.
- **Scored his 1,000th career point** (in his 101st game) versus South Dakota ... Added season-high seven points, including his first 3-pointer of the season, with four rebounds.
- Got first start as a Razorback vs Northern Kentucky.
- Only played briefly versus Texas A&M, but came through with a big hustle play that led to Desi Sills' 3-pointer as time expired in the first half.
- Had only played 11 minutes over a seven-game span prior to Ole Miss ... However, was the first Razorbacks off the bench versus the Rebels and he played 11 first-half minutes and led the team with grabbed five rebounds.
- Made both its shots, including a 3-pointer, in scoring five points at Mississippi State ... Added two rebounds and an assist ... His layup at 12:07 in the first half was his first made field goal since the South Dakota game on Nov. 22 ... Played 16:42 (had only played 19 minutes the previous 11 games).
- Grabbed four rebounds with an assist and blocked shot in 13 in the win over TCU
- Played an SEC-high 18:20 at Tennessee, getting a dunk and making 2-of-3 from the line.

DOUBLE-DOUBLES (3)

2018-19 (Jr. @ UNCW)

Opp	Pts	Rebs
at Mercer	19	10

2016-17 (So. @ FAU)

Opp	Pts	Rebs
Webber	10	10

2015-16 (Fr. @ FAU)

Opp	Pts	Rebs
UTSA	24	12

PERSONAL BESTS

POINTS

Season: 7 vs South Dakota (11/22/19)
Career: 25 at UTEP (01/21/16)

SEC ONLY

5 at Miss State (01/22/20)
5 at Miss State (01/22/20)

FG MADE

Season: 3 vs South Dakota (11/22/19)
Career: 9 at UTEP (01/21/16)

SEC ONLY

2 at Miss State (01/22/20)
2 at Miss State (01/22/20)

FG ATTEMPTED

Season: 7 (2x) last vs S Dakota (11/22/19)
Career: 18 at Hofstra (01/17/19)

SEC ONLY

2 (3x) last at Florida (02/18/20)
2 (3x) last at Florida (02/18/20)

3-POINT FG MADE

Season: 1 vs South Dakota (11/22/19)
Career: 5 (2x) last vs Gardner-Webb (11/24/18)

SEC ONLY

1 at Miss State (01/22/20)
1 at Miss State (01/22/20)

3-PT FG ATTEMPTS

Season: 2 vs South Dakota (11/22/19)
Career: 8 at Rice (02/18/16)

SEC ONLY

1 at Miss State (01/22/20)
1 at Miss State (01/22/20)

FT MADE

Season: 2 at Tennessee (02/11/20)
Career: 9 at Elon (02/21/19)

SEC ONLY

2 at Tennessee (02/11/20)
2 at Tennessee (02/11/20)

FT ATTEMPTED

Season: 4 at Ole Miss (01/11/20)
Career: 11 at Elon (02/21/19)

SEC ONLY

4 at Ole Miss (01/11/20)
4 at Ole Miss (01/11/20)

REBOUNDS

Season: 6 vs Rice (11/05/19)
Career: 10 (2x) last at Mercer (12/21/18)

SEC ONLY

5 at Ole Miss (01/11/20)
5 at Ole Miss (01/11/20)

ASSISTS

Season: 1 (4x) last at Tennessee (02/11/20)
Career: 3 vs UNC Greensboro (11/13/18)

SEC ONLY

1 (3x) last at Tennessee (02/11/20)
1 (3x) last at Tenn. (02/11/20)

STEALS

Season: 1 (3x) last at Florida (02/18/20)
Career: 4 vs Webber (12/21/16)

SEC ONLY

1 (3x) last at Florida (02/18/20)
1 (3x) last at Florida (02/18/20)

BLOCKED SHOTS

Season: 1 (4x) last vs TCU (01/25/20)
Career: 2 (6x) last vs JMU (02/02/19)

SEC ONLY

--

MINUTES

Season: 21:36 vs Rice (11/05/19)
Career: 38 at Ohio State (12/06/16)

SEC ONLY


18:20 at Tennessee (02/11/20)
18:20 at Tennessee (02/11/20)

JEANTAL CYLLA 2019-20 GAME STATS

Opponent	Date	GS	Min	FG	FGA	Pct	3FG	3A	Pct	FT	FTA	Pct	O	D	Tot	Avg	PF	FO	A	TO	Blk	Stl	Pts	Avg
RICE	11/05/19		21	2	7	.286	0	1	.000	1	2	.500	1	5	6	6.0	2	0	0	2	1	0	5	5.0
NORTH TEXAS	11/12/19		18	1	4	.250	0	3	.000	0	0	.000	0	2	2	4.0	2	0	0	1	0	0	2	3.5
MONTANA	11/16/19		19	0	0	.000	0	0	.000	0	0	.000	1	1	2	3.3	2	0	0	3	0	0	0	2.3
TEXAS SOUTHERN	11/19/19		10	1	3	.333	0	2	.000	0	0	.000	0	1	1	2.8	1	0	0	0	1	0	2	2.3
SOUTH DAKOTA	11/22/19		14	3	7	.429	1	2	.500	0	0	.000	1	3	4	3.0	2	0	0	0	1	0	7	3.2
at Georgia Tech	11/25/19		8	0	2	.000	0	2	.000	0	0	.000	0	1	1	2.7	2	0	0	0	0	0	0	2.7
NORTHERN KY	11/30/19	*	6	0	0	.000	0	0	.000	0	0	.000	0	0	0	2.3	0	0	0	0	0	0	0	2.3
AUSTIN PEAY	12/03/19		2	0	1	.000	0	0	.000	0	0	.000	0	0	0	2.0	1	0	0	0	0	0	0	2.0
at Western Kentucky	12/07/19		0	0	0	.000	0	0	.000	0	0	.000	0	0	0	1.8	0	0	0	0	0	0	0	1.8
TULSA	12/14/19		4	0	0	.000	0	0	.000	0	0	.000	0	0	0	1.6	0	0	0	0	0	0	0	1.6
vs Valparaiso	12/21/19		4	0	0	.000	0	0	.000	0	0	.000	0	2	2	1.6	1	0	0	1	0	0	0	1.5
at Indiana	12/29/19	DNP																						
TEXAS A&M	01/04/20		1	0	0	.000	0	0	.000	0	0	.000	1	0	1	1.6	0	0	0	0	0	0	0	1.3
at LSU	01/08/20	DNP																						
at Ole Miss	01/11/20		11	0	2	.000	0	0	.000	1	4	.250	1	4	5	1.8	2	0	0	1	0	0	1	1.3
VANDERBILT	01/15/20		1	0	0	.000	0	0	.000	0	0	.000	0	0	0	1.7	0	0	0	1	0	0	0	1.2
KENTUCKY	01/18/20	DNP																						
at Mississippi St.	01/22/20		17	2	2	1.000	1	1	1.000	0	0	.000	0	2	2	1.7	2	0	1	0	0	0	5	1.5
TCU	01/25/20		13	0	1	.000	0	0	.000	0	0	.000	1	3	4	1.9	1	0	1	2	1	0	0	1.4
SOUTH CAROLINA	01/29/20		3	0	2	.000	0	1	.000	0	0	.000	0	0	0	1.8	0	0	0	0	0	1	0	1.3
at Alabama	02/01/20		1	0	0	.000	0	0	.000	0	0	.000	0	2	2	1.8	0	0	0	0	0	0	0	1.2
AUBURN	02/04/20		2	0	0	.000	0	0	.000	0	0	.000	0	0	0	1.7	1	0	0	0	0	1	0	1.2
at Missouri	02/08/20		5	0	0	.000	0	0	.000	0	0	.000	0	2	2	1.7	3	0	1	0	0	0	0	1.1
at Tennessee	02/11/20		19	1	1	1.000	0	0	.000	2	3	.667	1	0	1	1.7	3	0	1	0	0	0	4	1.2
MISSISSIPPI ST.	02/15/20		7	0	1	.000	0	0	.000	0	0	.000	0	1	1	1.6	3	0	0	0	0	0	0	1.2
at Florida	02/18/20		10	0	2	.000	0	1	.000	2	21	1.000	1	1	2	1.7	2	0	0	1	0	1	2	1.2
MISSOURI	02/22/20		2	0	0	.000	0	0	.000	0	0	.000	0	0	0	1.6	0	0	0	0	0	0	0	1.2
TENNESSEE	02/26/20		1	0	0	.000	0	0	.000	0	0	.000	0	0	0	1.5	0	0	0	0	0	0	0	1.1
at Georgia	02/29/20	DNP																						
LSU	03/04/20	0+		0	0	.000	0	0	.000	0	0	.000	0	0	0	1.5	0	0	0	0	0	0	0	1.1
Totals		1	199	10	35	.286	2	13	.154	6	11	.545	8	30	38	1.5	30	0	4	12	4	3	28	1.1

JEANTAL CYLLA CAREER STATISTICS

Year	GP	GS	Min	Avg	FG	FGA	Pct	3FG	3FGA	Pct	FT	FTA	Pct	Off	Def	Tot	Avg	PF	FO	Ass	TO	Blk	Stl	Pts	Avg	
2015-16 (FAU)	33	24	870	26.4	105	272	.386	44	128	.344	65	89	.730	25	89	114	3.5	85	4	16	44	15	17	319	9.7	
2016-17 (FAU)	30	30	660	22.0	75	196	.383	23	87	.264	41	56	.732	28	70	98	3.3	58	0	13	29	10	13	214	7.1	
2017-18 - REDSHIRTED AT UNCW																										
2018-19 (UNCW)	33	32	930	28.2	156	365	.427	33	106	.311	106	125	.848	48	103	151	4.6	86	2	18	46	17	17	451	13.7	
2019-20 (ARK)	26	1	199	7.7	10	35	.286	2	13	.154	6	11	.545	8	30	38	1.5	30	0	4	12	4	3	28	1.1	
TOTAL	122	87	2659	21.8	346	868	.399	102	334	.305	218	281	.776	109	292	401	3.3	259	6	51	131	46	50	1012	8.3	



1

ISAIAH JOE

G • So. • 6-5 • 167

Fort Smith, Ark. || Fort Smith Northside HS

30-PT GAMES (3)

12/01/18 • FIU	34
11/19/19 • TEXAS SOUTHERN	33
01/11/20 • at Ole Miss	34

• 2019-20 Preseason All-SEC (2nd Team Coaches and Media)

- Set Arkansas season record with 113 3's made last season ... **HAS 197, CAREER TREYS, 7TH ON THE SCHOOL'S ALL-TIME TOP 10.**
- **SEC PLAYER OF THE WEEK (Dec. 30): 24 pts - 5 rebs / Scored 14 of team's final 32 pts in come-from-behind win at Indiana.**
- **AMONG ACTIVE NCAA DI PLAYERS, RANKS 3RD IN CAREER 3-POINTERS MADE PER GAME (3.40)**

• 3PT FGM/GM	3.50	5th NCAA	1st SEC	• 3PT Made	84	31st NCAA	2nd SEC
• 3PT Att	247	16th NCAA	1st SEC	• FT Pct.	88.5%	21st NCAA	3rd SEC
• 3PT Pct.	34.0%	84th NCAA	4th SEC	• Minutes/GM	36:08	37th NCAA	3rd SEC
• Steals/Gm	1.50	169th NCAA	7th SEC	• Points/Gm	16.6	131st NCAA	7th SEC

- **Games in double figure points:** 48 for career • 20 for 2019-20 ... **Games Making 3+ 3's:** 36 for career • 16 for 2019-20
- **Made at least one 3-pointer in 55 of his 58 career games ... Had a streak of 34 gms with at least 1 trey snapped at Alabama (Feb. 2)**
- **Had successful right knee arthroscopic debridement surgery prior to Auburn (Feb. 4) due to recurring inflammation**
 - ^ Missed five games after the surgery ... team was 0-5
- **SINCE RETURN: team is 3-1; 20.0 ppg (21 vs Mizzou • 22 vs Tenn • 26 at UGa • 11 vs LSU) - TAKEN 6 CHARGES; 30-of-30 FT**
- **Despite missing a total of six games due to injury ... Still ranks 31st in the NCAA/2nd SEC in 3-pointers made (84)**
- **Was 12-of-12 FT vs Tennessee ... The 9th Hog to shoot 100% in a game with at least 11 attempts ... UA BEST in an SEC game.**
- **ON PACE TO SET ARKANSAS RECORD FOR FREE THROW PCT IN A SEASON / SEC GAMES ... 95.3% (41-of-43)**
- Has team-high 17 charges drawn this season ... Led the team with 27 charges drawn last season ... • 36 steals this season and had a team-best 51 last season.

2019-20 HIGHLIGHTS:

- Scored 24 in the season opener versus Rice with a **career-high seven assists** • Tied Mason Jones with a team-high 16 points versus North Texas ... Was 4-of-6 from 3-point range, making his last four
- After a slow start vs Texas Southern, had **33 points and five steals** - both were one shy of career highs ... In the first half, was 0-of-4 from 3-point range (team was 0-of-13) with four points ... Opened second half with a trey and had 29 points with four steals in the period, making 6-of-9 from 3-point range ... Also was 9-of-11 at the free throw line - both career bests • Had a **career-high nine rebounds** and **tied a career-high with six steals** in the win at Georgia Tech ... One of his steals was huge in overtime ... After missing a 3 in the deep right corner, Joe sprinted down the court and intercepted a pass in the lane that would have been an easy layup for Tech • Led the team with six rebounds versus Austin Peay • Scored eight early points for a 12-5 lead versus Tulsa and finished with 20 points, making 4-of-10 3-pointers • Had a team-high 21 points in the win versus Valpo, making 5 3-pointers and grabbing seven rebounds ... In come-from-behind win, scored five inside final 4:14 during 12-2 run with a key steal and assist • Named **SEC PLAYER OF THE WEEK** as he scored 24 in the come-from-behind win at Indiana ... Scored 18 in the second half, including 14 of the teams' final 32 to erase an 11-point deficit ... Hit six triples, including three straight to start rally • Scored 17 versus Texas A&M ... In fact, he scored 11 as part of a 19-11 run to end the game ... Added five rebounds • **Tied a career high with 34 points** in the come-from-behind win at Ole Miss ... Scored 26 in the second half (8-10 FG; 5-7 3PT, 5-5 FT) with two keys steals inside the final two minutes ... Also had two blocks, one in the second half that led to a fast-break layup ... Down four with 4:49 to play, Arkansas finished the game on a 12-4 run with Joe scoring eight points with two steals • Only scored 5 points on 2-of-13 shooting (1-of-8 3FG) but had an **SEC career-best seven rebounds** with three assists • After missing five games, returned versus Missouri (Feb. 22) and scored a game-high 21 points (making 5-of-10 from 3PT) with three rebounds, three assists, one steal and one charge taken ... Made his first field goal - a 3-pointer - with 6:05 in the first half to cut an eight-point deficit to five ... Hit his second triple at 1:22 before halftime to give Arkansas its first lead - one it would not relinquish ... With Arkansas up two with 2:14 to play, Joe drained a 3-pointer ... A minute later with Arkansas up three, Joe hit a triple from the top of the key to secure the win • Had 22 points with two steals and two charges taken in win vs Tennessee ... **Was career-best 12-of-12 at the free throw line** to become ninth Razorback to go perfect at the line with at least 11 attempts. Joe's 12-of-12 is the best by a Razorback in an SEC game • Tied for game-high honors, scoring 26 at Georgia, making 4 triples ... Was 6-of-6 at FT line and added two steals • Was 8-of-8 at FT line in scoring 11 points with two charges taken.

ISAIAH JOE 2019-20 GAME STATS

Opponent	Date	GS	Min	FG	FGA	Pct	3FG	3A	Pct	FT	FTA	Pct	O	D	Tot	Avg	PF	FO	A	TO	Blk	Stl	Pts	Avg	
RICE	11/05/19	*	32	10	18	.556	4	11	.364	0	0	.000	0	5	5	5.0	1	0	7	5	0	0	24	24.0	
NORTH TEXAS	11/12/19	*	38	5	9	.556	4	6	.667	2	2	1.000	0	3	3	4.0	0	0	2	3	1	3	16	20.0	
MONTANA	11/16/19	*	37	2	13	.154	2	9	.222	3	5	.600	0	5	5	4.3	1	0	2	0	0	0	9	16.3	
TEXAS SOUTHERN	11/19/19	*	37	9	20	.450	6	13	.462	9	11	.818	3	1	4	4.3	2	0	1	1	0	5	33	20.5	
SOUTH DAKOTA	11/22/19	*	35	2	10	.200	1	6	.167	0	0	.000	2	3	5	4.4	2	0	5	1	0	0	5	17.4	
at Georgia Tech	11/25/19	*	43	4	15	.267	3	11	.273	2	2	1.000	0	9	9	5.2	3	0	1	1	0	6	13	16.7	
NORTHERN KY	11/30/19	*	39	2	11	.182	2	10	.200	4	5	.800	0	0	0	4.4	1	0	4	3	0	0	10	15.7	
AUSTIN PEAY	12/03/19	*	39	4	14	.286	3	10	.300	5	5	1.000	2	4	6	4.6	1	0	1	3	0	2	16	15.8	
at Western Kentucky	12/07/19	*	42	6	15	.400	5	14	.357	1	3	.333	1	3	4	4.6	1	0	2	5	1	0	18	16.0	
TULSA	12/14/19	*	28	8	14	.571	4	10	.400	0	0	.000	0	3	3	4.4	4	0	1	0	1	3	20	16.4	
vs Valparaiso	12/21/19	*	38	5	16	.313	5	14	.357	6	7	.857	0	7	7	4.6	2	0	1	1	1	1	21	16.8	
at Indiana	12/29/19	*	39	7	20	.350	6	17	.353	4	4	1.000	1	4	5	4.7	0	0	0	2	0	0	24	17.4	
TEXAS A&M	01/04/20	*	39	6	14	.429	5	12	.417	0	0	.000	1	4	5	4.7	2	0	2	1	0	2	17	17.4	
at LSU	01/08/20	*	31	4	13	.308	2	9	.222	3	4	.750	1	2	3	4.6	2	0	1	1	0	2	13	17.1	
at Ole Miss	01/11/20	*	39	11	18	.611	7	13	.538	5	5	1.000	0	4	4	4.5	0	0	2	2	2	2	34	18.2	
VANDERBILT	01/15/20	*	32	4	12	.333	4	11	.364	0	0	.000	0	4	4	4.5	1	0	3	0	0	1	12	17.8	
KENTUCKY	01/18/20	*	37	4	14	.286	3	11	.273	2	2	1.000	2	3	5	4.5	2	0	0	1	0	2	13	17.5	
at Mississippi St.	01/22/20	*	36	2	13	.154	1	8	.125	0	0	.000	0	7	7	4.7	4	0	3	3	0	1	5	16.8	
TCU	01/25/20	DNP	-	Inj																					
SOUTH CAROLINA	01/29/20	*	36	5	16	.313	5	14	.357	1	2	.500	0	1	1	4.5	1	0	0	2	0	1	16	16.8	
at Alabama	02/01/20	*	21	0	3	.000	0	3	.000	0	0	.000	0	1	1	4.3	2	0	0	0	0	0	0	16.0	
AUBURN	02/04/20	DNP	-	Inj																					
at Missouri	02/08/20	DNP	-	Inj																					
at Tennessee	02/11/20	DNP	-	Inj																					
MISSISSIPPI ST.	02/15/20	DNP	-	Inj																					
at Florida	02/18/20	DNP	-	Inj																					
MISSOURI	02/22/20	*	37	6	12	.500	5	10	.500	4	4	1.000	0	3	3	4.2	1	0	3	2	0	1	21	16.2	
TENNESSEE	02/26/20	*	34	4	12	.333	2	8	.250	12	12	1.000	0	3	3	4.2	3	0	1	2	0	2	22	16.5	
at Georgia	02/29/20	*	40	8	18	.444	4	10	.400	6	6	1.000	0	3	3	4.1	1	0	1	0	0	2	26	16.9	
LSU	03/04/20	*	38	1	7	.143	1	7	.143	8	8	1.000	0	3	3	4.1	2	0	1	1	1	0	11	16.6	
Totals			23	867	119	327	.364	84	247	.340	77	87	.885	13	85	98	4.1	39	0	44	40	7	35	399	16.6

ISAIAH JOE CAREER STATISTICS

Year	GP	GS	Min	Avg	FG	FGA	Pct	3FG	3FGA	Pct	FT	FTA	Pct	Off	Def	Tot	Avg	PF	FO	Ast	TO	Blk	Stl	Pts	Avg
2018-19	34	34	1024	30.1	148	358	.413	113	273	.414	62	82	.756	21	73	94	2.8	64	0	58	42	5	51	471	13.9
2019-20	24	23	867	36.1	119	327	.364	84	247	.340	77	87	.885	13	85	98	4.1	39	0	44	40	7	35	399	16.6
TOTAL	58	57	1891	32.6	267	685	.390	197	520	.379	139	169	.822	34	158	192	3.3	103	0	102	82	12	86	870	15.0



Cuonzo Martin - Missouri Head Coach

"Not many guys can shoot the ball like that. He can stroke it -- probably the best in America."

Has team-high 17 charges drawn this season ... Led the team with 27 charges drawn last season ... • 36 steals this season and had a team-best 51 last season.

• PERSONAL BESTS •

POINTS	SEC ONLY
Season: 34 at Ole Miss (01/11/20)	34 at Ole Miss (01/11/20)
Career: 34 (2x) last at Ole Miss (01/11/20)	34 at Ole Miss (01/11/20)
FG MADE	SEC ONLY
Season: 11 at Ole Miss (01/11/20)	11 at Ole Miss (01/11/20)
Career: 11 (2x) last at Ole Miss (01/11/20)	11 at Ole Miss (01/11/20)
FG ATTEMPTED	SEC ONLY
Season: 20 (2x) last at Indiana (12/29/19)	18 at Ole Miss (01/11/20)
Career: 20 (2x) last at Indiana (12/29/19)	18 (2x) last at Ole Miss (01/11/20)
3-POINT FG MADE	SEC ONLY
Season: 7 at Ole Miss (01/11/20)	7 at Ole Miss (01/11/20)
Career: 10 vs. FIU (12/01/18)	7 (2x) last at Ole Miss (01/11/20)
3-PT FG ATTEMPTS	SEC ONLY
Season: 17 at Indiana (12/29/19)	14 vs South Carolina (01/29/20)
Career: 17 at Indiana (12/29/19)	14 (2x) last vs USC (01/20/20)
FT MADE	SEC ONLY
Season: 12 vs Tennessee (02/26/20)	12 vs Tennessee (02/26/20)
Career: 12 vs Tennessee (02/26/20)	12 vs Tennessee (02/26/20)
FT ATTEMPTED	SEC ONLY
Season: 12 vs Tennessee (02/26/20)	12 vs Tennessee (02/26/20)
Career: 12 vs Tennessee (02/26/20)	12 vs Tennessee (02/26/20)
REBOUNDS	SEC ONLY
Season: 9 at Georgia Tech (11/25/19)	7 at Miss State (01/22/20)
Career: 9 at Georgia Tech (11/25/19)	7 at Miss State (01/22/20)
ASSISTS	SEC ONLY
Season: 7 vs Rice (11/05/19)	3 (2x) last at Miss State (01/22/20)
Career: 7 vs Rice (11/05/19)	5 vs Vanderbilt (02/05/19)
STEALS	SEC ONLY
Season: 6 at Georgia Tech (11/25/19)	2 (5x) last at Georgia (02/29/20)
Career: 6 (2x) last at Ga Tech (11/25/19)	6 vs Alabama (03/09/19)
BLOCKED SHOTS	SEC ONLY
Season: 2 at Ole Miss (01/11/20)	2 at Ole Miss (01/11/20)
Career: 2 (2x) last at Ole Miss (01/11/20)	2 (2x) last at Ole Miss (01/11/20)
MINUTES	SEC ONLY
Season: 43:07 at Georgia Tech (11/25/19)	38:59 vs Texas A&M (01/04/20)
Career: 43:07 at Georgia Tech (11/25/19)	38:59 vs Texas A&M (01/04/20)

2

ADRIO BAILEY

F • Sr. • 6-6 • 217

Clarence, La. || Lakeview HS

DOUBLE-DOUBLES (1)

11/16/19 • MONTANA 12 pts 11 reb

• Represents Arkansas on the SEC Men's Basketball Leadership Council and member of the Arkansas Student-Athlete Advisory Committee ... **Named to the 2019 AND 2020 SEC Community Service Team.**

• Blocks 42 95th NCAA 6th SEC • Blocks/Gm 1.40 101st NCAA 6th SEC

• Has at least one blocked shot in 25 of 30 games this season and at least one steal 20 times.

• **Leads the team in deflections with 134 deflections (9 vs Valpo & Auburn / 8 vs South Dakota & @ LSU)**

• Was 2-of-12 from 3-point range last season (and career) ... **Is 15-of-38 (.395) from deep this season.**

• **For his career in SEC play, has made 12 3-pointers 11 in 2020** (1-of-6 in 2019 and 11-of-28 -39.3% - in 2020)

^ 1 each at LSU '19, at LSU '20, vs Kentucky '20, vs Auburn '20 at Mizzou '20, vs Mizzou '20

^ 2 each at Tennessee '20, vs Miss State '20 and at Florida '20

• **After going 0-of-3 with one rebound in 5:35 at Alabama, had impressive six-game streak:**

^ **6 GAMES:** 10.7 ppg • 5.0 rpg • 10 steals • 9-of-17 from 3PT (52.9%).

^ 5 games in double figures, including SEC career-high 16 at Florida ... 11 vs Mizzou & Auburn ... 10 at Mizzou & vs Miss State

^ Had SEC career-high eight rebounds at Florida, adding 7 vs Auburn and 5 vs Mizzou.



2019-20 HIGHLIGHTS:

• Pulled down a **then career-high** nine rebounds and tied **then career-high** with three steals versus Rice • Had a **career-high four steals** versus North Texas • Recorded **first career double-double** with 12 points and **career-high 11 rebounds** in the win over Montana • Accounted for five of Arkansas' 10 blocked shots vs. Texas Southern ... The five rejections **tied a career high** • For the four games of the Collegiate Hoops Roadshow, averaged 6.8 points and 5.3 rebounds ... Led the team with seven blocked shots and hit two free throws with 11 seconds left versus Northern Kentucky to put the Hogs up four and seal the win • Scored 10 points vs Valpo, making 2-of-3 from 3-pt range ... Had five rebounds, three steals and nine deflections ... **Tied a career high with five blocked shots**, including a one to secure the win with 43 seconds left • Played 33 minutes at Indiana ... Only scored three points, but had a team-best eight rebounds and team-best six deflections with a steal and two blocked shots ... Held big man Trayce Jackson-Davis, who scored 20 points, to just four second-half points zero field goal attempts the final nine minutes ... **"Give them credit to for the adjustment. They switched to No. 2 (Bailey) to guard me. He was a lot bigger and stronger. It was a good adjustment," Jackson-Davis said** • Had four blocked shots at LSU and played over 30 minutes - both career-highs in SEC play • Versus Kentucky, registered three steals and two blocked shots with five rebounds and an early 3-pointer • Bounced backs from a tough outing at Alabama (0 pts, 1 reb) to have perhaps his best game versus SEC competition vs Auburn ... Had then SEC career highs in points (11) and rebounds (7) with an assist, blocked shot and two steals • Just missed SEC career high with 10 points at Mizzou, going 3-of-3 from the field and 1-1 for 3PT • Was 2-of-3 from 3-point range in back-to-back games (at Tennessee and vs Miss State) • **At Florida, had SEC career-highs in points (16), rebounds (8), FG made (7), FG attempts (14), 3FG made (2) and 3FG attempts (5)** ... Scored 12 points in a 22-6 run to help Arkansas trim a 19-point deficit to two • Had 11 points and five boards vs Mizzou, adding a blocked shot and two steals.

ADRIO BAILEY 2019-20 GAME STATS

Opponent	Date	GS	Min	FG	FGA	Pct	3FG	3A	Pct	FT	FTA	Pct	O	D	Tot	Avg	PF	FO	A	TO	Blk	Stl	Pts	Avg	
RICE	11/05/19	*	21	4	7	.571	0	0	.000	0	0	.000	2	7	9	9.0	3	0	1	3	1	3	8	8.0	
NORTH TEXAS	11/12/19	*	28	3	4	.750	1	2	.500	1	2	.500	2	3	5	7.0	1	0	0	1	1	4	8	8.0	
MONTANA	11/16/19	*	31	4	7	.571	0	1	.000	4	6	.667	5	6	11	8.3	4	0	1	1	1	0	12	9.3	
TEXAS SOUTHERN	11/19/19	*	17	2	6	.333	0	1	.000	0	0	.000	1	3	4	7.3	3	0	3	0	5	1	4	8.0	
SOUTH DAKOTA	11/22/19	*	21	3	7	.429	1	11	.000	0	0	.000	0	3	3	6.4	4	0	0	1	1	3	7	7.8	
at Georgia Tech	11/25/19	*	32	3	5	.600	0	0	.000	2	2	1.000	0	2	2	5.7	3	0	3	3	1	2	8	7.8	
NORTHERN KY	11/30/19	*	19	1	5	.200	0	1	.000	2	3	.667	1	2	3	5.3	0	0	1	3	0	1	4	7.3	
AUSTIN PEAY	12/03/19	*	18	1	11	.000	0	0	.000	2	2	1.000	0	2	2	4.9	2	0	2	0	2	2	4	6.9	
at Western Kentucky	12/07/19	*	30	3	6	.500	0	1	.000	1	2	.500	2	2	4	4.8	4	0	0	0	1	0	7	6.9	
TULSA	12/14/19	*	19	3	5	.600	0	0	.000	2	4	.500	1	2	3	4.6	3	0	0	2	2	2	8	7.0	
vs Valparaiso	12/21/19	*	27	3	5	.600	2	3	.667	2	5	.400	1	4	5	4.6	1	0	0	1	5	3	10	7.3	
at Indiana	12/29/19	*	32	1	6	.167	0	0	.000	1	2	.500	3	5	8	4.9	2	0	0	1	2	1	3	6.9	
TEXAS A&M	01/04/20	*	18	1	2	.500	0	0	.000	0	0	.000	0	1	1	4.6	4	0	0	1	1	0	2	6.5	
at LSU	01/08/20	*	29	3	5	.600	1	2	.500	1	1	1.000	1	6	7	4.8	4	0	0	1	4	1	8	6.6	
at Ole Miss	01/11/20	*	25	3	6	.500	0	1	.000	2	2	1.000	0	5	5	4.8	4	0	1	0	2	0	8	6.7	
VANDERBILT	01/15/20	*	18	0	3	.000	0	0	.000	3	7	.429	1	4	5	4.8	5	1	0	1	1	0	3	6.5	
KENTUCKY	01/18/20	*	24	2	5	.400	1	3	.333	1	6	.167	1	4	5	4.8	3	0	2	0	2	3	6	6.5	
at Mississippi St.	01/22/20	*	20	3	5	.600	0	1	.000	0	2	.000	1	3	4	4.8	4	0	0	1	1	0	6	6.4	
TCU	01/25/20	*	34	3	5	.600	0	0	.000	1	1	1.000	2	4	6	4.8	4	0	0	1	1	1	7	6.5	
SOUTH CAROLINA	01/29/20	*	13	2	4	.500	0	0	.000	0	0	.000	0	2	2	4.7	4	0	0	3	1	0	4	6.4	
at Alabama	02/01/20	*	6	0	3	.000	0	0	.000	0	0	.000	1	0	1	4.5	0	0	0	1	0	0	0	6.0	
AUBURN	02/04/20	*	35	5	6	.833	1	2	.500	0	2	.000	1	6	7	4.6	4	0	1	1	1	2	11	6.3	
at Missouri	02/08/20	*	29	3	3	1.000	1	1	1.000	3	5	.600	1	2	3	4.6	5	1	1	4	1	2	10	6.4	
at Tennessee	02/11/20	*	20	2	4	.500	2	3	.667	0	0	.000	0	3	3	4.5	5	1	0	1	0	2	6	6.4	
MISSISSIPPI ST.	02/15/20	*	28	4	8	.500	2	3	.667	0	0	.000	2	2	4	4.5	3	0	1	4	1	1	10	6.6	
at Florida	02/18/20	*	30	7	14	.500	2	5	.400	0	0	.000	2	6	8	4.6	4	0	0	1	0	1	16	6.9	
MISSOURI	02/22/20	*	31	4	8	.500	1	3	.333	2	3	.667	1	4	5	4.6	5	1	0	0	1	2	11	7.1	
TENNESSEE	02/26/20	*	11	1	2	.500	0	1	.000	0	0	.000	0	2	2	4.5	5	1	0	0	0	1	2	6.9	
at Georgia	02/29/20	*	21	2	5	.400	0	1	.000	2	4	.500	1	3	4	4.5	5	1	0	0	2	0	6	6.9	
LSU	03/04/20	*	14	0	2	.000	0	2	.000	1	2	.500	0	2	2	4.4	3	0	1	0	1	0	1	6.7	
Totals			29	701	76	154	.494	15	38	.395	33	63	.524	33	100	133	4.4	101	6	18	36	42	38	200	6.7

ADRIO BAILEY CAREER STATISTICS

Year	GP	GS	Min	Avg	FG	FGA	Pct	3FG	3FGA	Pct	FT	FTA	Pct	Off	Def	Tot	Avg	PF	FO	Ass	TO	Blk	Stl	Pts	Avg
2016-17	27	2	200	7.4	22	39	.564	0	0	.000	6	19	.316	13	22	35	1.3	29	0	7	11	7	14	50	1.9
2017-18	31	16	439	14.2	53	98	.541	0	0	.000	20	33	.606	29	50	79	2.5	59	1	17	18	23	15	126	4.1
2018-19	34	26	634	18.6	76	171	.444	2	12	.167	36	57	.632	27	74	101	3.0	89	2	25	27	25	25	190	5.6
2019-20	30	29	701	23.4	76	154	.494	15	38	.395	33	63	.524	33	100	133	4.4	101	6	18	36	42	38	200	6.7
TOTAL	122	73	1974	16.2	227	462	.491	17	50	.340	95	172	.552	102	246	348	2.9	278	9	67	92	97	92	566	4.6

• PERSONAL BESTS •

POINTS	SEC ONLY
Season: 16 at Florida (02/18/20)	16 at Florida (02/18/20)
Career: 20 vs. UC Davis (11/12/18)	16 at Florida (02/18/20)
FG MADE	SEC ONLY
Season: 7 at Florida (02/18/20)	7 at Florida (02/18/20)
Career: 7 (3x), last at Florida (02/18/20)	7 at Florida (02/18/20)
FG ATTEMPTED	SEC ONLY
Season: 14 at Florida (02/18/20)	14 at Florida (02/18/20)
Career: 14 at Florida (02/18/20)	14 at Florida (02/18/20)
3-POINT FG MADE	SEC ONLY
Season: 2 (4x) last at Florida (02/18/20)	2 (3x) last at Florida (02/18/20)
Career: 2 (4x) last at Florida (02/18/20)	2 (3x) last at Florida (02/18/20)
3-PT FG ATTEMPTS	SEC ONLY
Season: 5 at Florida (02/18/20)	5 at Florida (02/18/20)
Career: 5 at Florida (02/18/20)	5 at Florida (02/18/20)
FT MADE	SEC ONLY
Season: 4 vs Montana (11/16/19)	3 (2x) last at Missouri (02/08/20)
Career: 9 vs. UC Davis (11/12/18)	3 (3x) last at Missouri (01/08/20)
FT ATTEMPTED	SEC ONLY
Season: 6 (2x) last vs Kentucky (01/18/20)	7 vs Vanderbilt (01/15/20)
Career: 11 vs UC Davis (11/12/18)	7 vs Vanderbilt (01/15/20)
REBOUNDS	SEC ONLY
Season: 11 vs Montana (11/16/19)	8 at Florida (02/18/20)
Career: 11 vs Montana (11/16/19)	8 at Florida (02/18/20)
ASSISTS	SEC ONLY
Season: 3 at Georgia Tech (11/25/19)	2 vs Kentucky (01/18/20)
Career: 3 (4x), last at Ga Tech (11/25/19)	3 (3x), last vs. LSU (01/12/19)
STEALS	SEC ONLY
Season: 4 vs North Texas (11/12/19)	3 vs Kentucky (01/18/20)
Career: 4 vs North Texas (11/12/19)	3 (2x) last vs Kentucky (01/18/20)
BLOCKED SHOTS	SEC ONLY
Season: 5 (2x) last vs Valpo (12/21/19)	4 at LSU (01/08/20)
Career: 5 (3x) last vs Valpo (12/21/19)	4 at LSU (01/08/20)
MINUTES	SEC ONLY
Season: 34:57 vs Auburn (02/04/20)	34:57 vs Auburn (02/04/20)
Career: 35:00 vs Texas (11/09/18)	34:57 vs Auburn (02/04/20)

3

DESI SILLS

G • So. • 6-1 • 196

Jonesboro, Ark. || Jonesboro HS

- Although he did not have enough attempts to qualify for NCAA/SEC last season, led the team in 3PT% (.460).
- Despite shooting 31.3% from 3-pt for the season, **SHOOTING A TEAM-BEST 44.1% (26-of-59) FROM "3" OVER THE LAST 12.**
- Played well in Isaiah Joe's absence and has continued in Joe's return ... However, was 0-of-7 at Florida BUT, has scored in double figures 9 times in the last 12 games ... **In those NINE games: 14.9 ppg / 55.9% 3PT / 34.2 minutes**
- TCU:** 18 pts / 7-8 FG / 3-3 3PT / 2 Steals
- at Missouri:** 12 pts / 4-10 FG / 2-6 3PT / 0 steals
- vs Miss State:** 15 pts / 5-10 FG / 2-4 3PT / 1 steal
- vs Tennessee:** 13 pts / 5-9 FG / 3-5 3PT / 4 rebs.
- vs LSU:** 13 pts / 4-8 FG / 2-5 3PT / 3 rebs
- Auburn:** 14 pts / 4-10 FG / 4-6 3PT / 4 steals
- at Tennessee:** 11 pts / 2-14 FG / 2-8 3PT / 0 steals
- vs Missouri:** 17 pts / 6-6 FG / 4-6 3PT / 1 steal
- at Georgia:** 21 pts / 8-13 FG / 3-5 3PT / 6 rebs.
- Named **Collegiate Hoops Roadshow All-Tournament** ... Scored 17 points in the finale versus Northern Kentucky and had five steals over the four games.

2019-20 HIGHLIGHTS:

Tied for the team lead with six rebounds versus North Texas ... Added his **first career blocked shot** ... Scored 10 points, including eight in the first half, vs. Texas Southern ... Had 11 points at Georgia Tech, including three shots at the rim over one of the nation's top shot blockers James Banks III ... Led team with season-high four assists while grabbing four rebounds ... Led the team for the first time in his career in scoring as he pumped in a then career-high 20 points at Western Kentucky ... Was 7-of-11 from the field, making three 3's ... **Scored 18 of his 20 in the second half** (6-of-6 from the field, 3-of-3 from 3PT and 3-of-3 at the free throw line) ... Scored 10 at Indiana, hitting a key trey late in the game to get the Hogs to within two (61-59) ... Added five rebounds ... Scored 13 versus Texas A&M - 11 in the first half ... Added four rebounds and two steals ... Hit a trey as time expired in the first half ... Singled out by Aggie head coach Buzz Williams for his "pesky" play ... Scored nine in playing a regulation career-high 35:23 at Ole Miss ... Hit a shot in the lane with 3:56 left to tied the game (68-68) ... Drew seven fouls in the game ... Grabbed a **career-high seven rebounds** versus Vanderbilt, adding 13 points, two assists and two steals ... With Isaiah Joe out with injury, had **best game versus TCU** ... Scored 18 points in his first game coming off the bench this season ... Was 7-of-8 from the field, including 3-of-3 from 3-point range ... Added two steals ... Was team's Player of the Game ... Had a sneaky really good game at Alabama, playing an SEC career-high 39:07 minutes and tying a career-high with three steals ... Only scored seven points, but he were all big ... Down 12-0, he got Arkansas on the board with a layup at 16:34 ... Drained a 3-pointer at 7:41 to Arkansas to within one, 22-21 at 7:41 ... Got a steal that led to two made free throws for a six-point lead (30-24 at 4:22) ... In the second half, had a steal at 13:46 and one at 9:01 as Arkansas would go up seven (64-57) ... Stepped up big again with Isaiah Joe's absence ... Had **best career SEC game** versus Auburn ... 14 points with career-highs in 3's made (4), steals (4) and minutes (40:50) ... Tied then SEC career-high with 15 points vs Miss State (2-of-4 from 3PT and 3-of-3 FT) ... Hit a 3-pointer to give Arkansas a 75-72 lead to cap a 36-16 run in erasing a 17-point, second-half deficit ... Set SEC career-high with 17 points vs Missouri, making 4-of-6 from 3PT ... Made three clutch triples down the stretch - up two with 7:45 to put Hogs up five; up to with 6:14 left to go back up five and with 1:33 left made trey to go up eight and secured win ... Continued strong play off the bench, scoring 13 with four rebounds, in the win over Tennessee ... Made back-to-back 3's in the first half to give Arkansas a 15-point lead ... Hit a trey in a 9-0 run to turn two-point lead into and 11-point cushion ... Had **career-high 21 points at Georgia** with six rebounds, his second-best career total ... After going down 14-0 to start the game, Sills came off the bench and immediately scored 11 points (hit 3 treys and a layup) ... Hit two early 3's off the bench in LSU win to give Arkansas 9-6, a lead it would not relinquish ... Finished with 13 points despite going 3-of-8 at FT line.



DESI SILLS 2019-20 GAME STATS

Opponent	Date	GS	Min	FG	FGA	Pct	3FG	3A	Pct	FT	FTA	Pct	O	D	Tot	Avg	PF	FO	A	TO	Bk	Stl	Pts	Avg	
RICE	11/05/19	*	29	4	8	.500	0	3	.000	0	0	.000	0	1	1	1.0	3	0	2	3	0	1	8	8.0	
NORTH TEXAS	11/12/19	*	34	3	8	.375	0	4	.000	3	5	.600	0	6	6	3.5	2	0	1	2	1	1	9	8.5	
MONTANA	11/16/19	*	25	2	8	.250	0	4	.000	1	2	.500	1	2	3	3.3	4	0	0	3	0	2	5	7.3	
TEXAS SOUTHERN	11/19/19	*	30	4	15	.267	0	5	.000	2	2	1.000	2	0	2	3.0	2	0	2	1	0	1	10	8.0	
SOUTH DAKOTA	11/22/19	*	24	2	8	.250	1	6	.167	1	1	1.000	0	4	4	3.2	2	0	1	3	0	0	6	7.6	
at Georgia Tech	11/25/19	*	39	5	9	.556	1	3	.333	0	0	.000	2	2	4	3.3	4	0	4	2	0	1	11	8.2	
NORTHERN KY	11/30/19	*	39	7	15	.467	0	5	.000	3	5	.600	0	4	4	3.4	3	0	1	2	1	2	17	9.4	
AUSTIN PEAY	12/03/19	*	24	3	6	.500	2	5	.400	0	0	.000	0	1	1	3.1	4	0	1	1	0	2	8	9.3	
at Western Kentucky	12/07/19	*	36	7	11	.636	3	7	.429	3	3	1.000	0	1	1	2.9	4	0	0	3	0	2	20	10.4	
TULSA	12/14/19	*	30	3	10	.300	2	8	.250	1	4	.250	0	0	0	2.6	2	0	3	1	1	0	9	10.3	
vs Valparaiso	12/21/19	*	20	1	4	.250	1	3	.333	1	2	.500	1	4	5	2.8	0	0	0	1	1	1	4	9.7	
at Indiana	12/29/19	*	31	3	9	.333	2	4	.500	2	2	1.000	0	5	5	3.0	5	1	1	0	0	1	10	9.8	
TEXAS A&M	01/04/20	*	30	4	9	.444	1	4	.250	4	6	.667	1	3	4	3.1	3	0	1	0	0	2	13	10.0	
at LSU	01/08/20	*	32	2	7	.286	1	6	.167	3	3	1.000	1	1	2	3.0	1	0	1	1	0	1	8	9.9	
at Ole Miss	01/11/20	*	33	4	8	.500	0	1	.000	1	2	.500	1	2	3	3.0	2	0	0	0	0	0	9	9.8	
VANDERBILT	01/15/20	*	36	6	9	.667	1	2	.500	0	0	.000	0	7	7	3.3	3	0	2	0	0	2	13	10.0	
KENTUCKY	01/18/20	*	26	1	6	.167	1	3	.333	1	2	.500	1	1	2	3.2	5	1	1	1	0	0	4	9.6	
at Mississippi St.	01/22/20	*	18	1	4	.250	0	2	.000	0	0	.000	0	1	1	3.1	2	0	2	0	0	0	2	9.2	
TCU	01/25/20	*	34	7	8	.875	3	3	1.000	1	2	.500	0	2	2	3.0	4	0	1	2	0	2	18	9.7	
SOUTH CAROLINA	01/29/20	*	29	2	6	.333	0	3	.000	5	8	.625	0	3	3	3.0	4	0	1	1	0	0	9	9.7	
at Alabama	02/01/20	*	39	2	6	.333	1	4	.250	2	2	1.000	0	1	1	2.9	3	0	2	3	0	3	7	9.5	
AUBURN	02/04/20	*	40	4	10	.400	4	6	.667	2	4	.500	0	1	1	2.8	5	1	2	2	0	4	14	9.7	
at Missouri	02/08/20	*	33	4	10	.400	2	6	.333	2	3	.667	1	3	4	2.9	4	0	1	1	0	0	12	9.8	
at Tennessee	02/11/20	*	34	2	14	.143	2	8	.250	5	8	.625	2	2	4	2.9	4	0	0	3	0	0	11	9.9	
MISSISSIPPI ST.	02/15/20	*	36	5	10	.500	2	4	.500	3	3	1.000	1	2	3	2.9	1	0	2	2	0	1	15	10.1	
at Florida	02/18/20	*	36	0	7	.000	0	4	.000	0	0	.000	1	2	3	2.9	2	0	0	1	0	0	0	9.7	
MISSOURI	02/22/20	*	33	6	8	.750	4	6	.667	1	1	1.000	0	3	3	2.9	3	0	1	0	0	1	17	10.0	
TENNESSEE	02/26/20	*	31	5	9	.556	3	5	.600	0	0	.000	1	3	4	3.0	3	0	0	0	0	0	13	10.1	
at Georgia	02/29/20	*	33	8	13	.615	3	5	.600	2	5	.400	1	5	6	3.1	3	0	0	1	0	0	21	10.4	
LSU	03/04/20	*	34	4	8	.500	2	5	.400	3	8	.375	1	2	3	3.1	1	0	2	1	0	0	13	10.5	
Totals			24	948	111	263	.422	42	134	.313	52	83	.627	18	74	92	3.1	88	3	35	41	4	30	316	10.5

DESI SILLS CAREER STATISTICS

Year	GP	GS	Min	Avg	FG	FGA	Pct	3FG	3FGA	Pct	FT	FTA	Pct	Off	Def	Tot	Avg	PF	FO	Ast	TO	Bk	Stl	Pts	Avg
2018-19	34	8	576	16.9	55	125	.440	29	63	.460	40	57	.702	12	31	43	1.3	68	2	58	53	0	21	179	5.3
2019-20	30	24	948	31.6	111	263	.422	42	134	.313	52	83	.627	18	74	92	3.1	88	3	35	41	4	30	316	10.5
TOTAL	64	32	1524	23.8	166	388	.428	71	197	.360	92	140	.657	30	105	135	2.1	156	5	93	94	4	51	495	7.7

PERSONAL BESTS

POINTS	SEC ONLY
Season: 23 at Georgia (02/29/20)	23 at Georgia (02/29/20)
Career: 23 at Georgia (02/29/20)	23 at Georgia (02/29/20)
FG MADE	SEC ONLY
Season: 8 at Georgia (02/29/20)	8 at Georgia (02/29/20)
Career: 8 at Georgia (02/29/20)	8 at Georgia (02/29/20)
FG ATTEMPTED	SEC ONLY
Season: 15 (2x) last v Northern Ky (11/30/19)	14 at Tennessee (02/11/20)
Career: 15 (2x) last v Northern Ky (11/30/19)	14 at Tennessee (02/11/20)
3-POINT FG MADE	SEC ONLY
Season: 4 (2x) last vs Missouri (02/22/20)	4 (2x) last vs Missouri (02/22/20)
Career: 4 (3x) last vs Missouri (02/22/20)	4 (2x) last vs Missouri (02/22/20)
3-PT FG ATTEMPTS	SEC ONLY
Season: 8 (2x) last at Tennessee (02/11/20)	8 at Tennessee (02/11/20)
Career: 8 (2x) last at Tenn (02/11/20)	8 at Tennessee (02/11/20)
FT MADE	SEC ONLY
Season: 5 (2x) last at Tennessee (02/11/20)	5 (2x) last at Tennessee (02/11/20)
Career: 5 (3x) last at Tenn (02/11/20)	5 (3x) last at Tenn (02/11/20)
FT ATTEMPTED	SEC ONLY
Season: 8 (3x) last vs LSU (03/04/20)	8 (3x) last vs LSU (03/04/20)
Career: 8 (4x) last vs LSU (03/04/20)	8 (4x) last vs LSU (03/04/20)
REBOUNDS	SEC ONLY
Season: 7 vs Vanderbilt (01/15/20)	7 vs Vanderbilt (01/15/20)
Career: 7 vs Vanderbilt (01/15/20)	7 vs Vanderbilt (01/15/20)
ASSISTS	SEC ONLY
Season: 4 at Georgia Tech (11/25/19)	2 (3x) last vs Miss State (02/15/20)
Career: 6 vs. FIU (01/18/19)	5 vs. LSU (01/12/19)
STEALS	SEC ONLY
Season: 4 vs Auburn (02/04/20)	4 vs Auburn (02/04/20)
Career: 4 vs Auburn (02/04/20)	4 vs Auburn (02/04/20)
BLOCKED SHOTS	SEC ONLY
Season: 1 (4x) last vs Valpo (12/21/19)	--
Career: 1 (4x) last vs Valpo (12/21/19)	--
MINUTES	SEC ONLY
Season: 40:50 vs Auburn (02/04/20)	40:50 vs Auburn (02/04/20)
Career: 40:50 vs Auburn (02/04/20)	40:50 vs Auburn (02/04/20)

5

JALEN HARRIS

G • Jr. • 6-2 • 166

Wilson, N.C. || Word of God Christian Academy

DOUBLE-DOUBLES (2)

11/21/18 • MONTANA ST 11 pts 11 asst
12/15/18 • vs UTSA 11 pts 10 asst

Played his freshman season at the University of New Mexico, sat out as transfer at Arkansas in 2017-18.

• In 95 career games, has two with double-digit assists and 25 with at least 5 (20 at ARK, 1 at UNM) ... **53 of his 95 career games has 1 turnover or fewer** (33 at ARK, 20 at UNM) **including 21 with zero** (14 at ARK, 7 at UNM).

• **DID NOT COMMIT A TURNOVER IN THE FIRST FOUR SEC GAMES (81:26 minutes)** with 12 assists, including 5 vs Texas A&M and 5 vs Vanderbilt ... Streak ended with two turnovers versus Kentucky.

• **Overall, has not committed a turnover in 6 of 17 SEC games and logged 405 minutes in SEC play with just 19 turnovers.**

LAST SEASON

• 15th in NCAA • 2nd in the SEC in assist-to-turnover ratio (2.86) – 189 assists vs 67 turnovers

• His 189 assists ranked seventh on the school's single-season list ... The 189 assists are the most in a season by a Razorback sophomore.

2019-20 HIGHLIGHTS:

- Only made eight 3's in 2018-19, but was 2-of-2 from beyond the arc in the season-opening win versus Rice ... Added three steals.
- Led the team with five assists vs Texas Southern and Northern Kentucky ... Adding five rebounds vs TX SOU and played over 35 minutes off the bench vs NKU.
- In the four games of the Collegiate Hoops Roadshow, tied for the team lead with 12 assists and six steals.
- Part of the 5-guard lineup over the last eight minutes vs Texas A&M ... For the game, had five assists, zero turnovers, four rebounds, two steals and 4-of-4 at the free throw line.
- Got first start of the season versus TCU and responded with a **season-high six assists** with seven points and four rebounds.
- Scored a **season-high 11 points at Alabama** ... Of the 11, scored five straight as part of an 11-1 run that saw the Hogs go from down three top up seven with 1:20 left ... His personal 5-0 run consisted of two free throws for tie and go up one, then hit a 3-pointer ... Also, clinging to a 3-point lead with 21 seconds left, drained two free throws for a 5-point cushion.
- After going down 14-0 at Georgia, Harris came off the bench to drain a 3-pointer to end the drought ... Added two free throws with 2:45 left in the game to trim deficit to one (83-82) ... Added two steals.

JALEN HARRIS 2019-20 GAME STATS

Opponent	Date	GS	Min	FG	FGA	Pct	3FG	3A	Pct	FT	FTA	Pct	O	D	Tot	Avg	PF	FO	A	TO	Blk	Stl	Pts	Avg
RICE	11/05/19	22	3	4	.750	2	2	1.000	2	4	.500	0	4	4	4.0	4	0	1	2	1	3	10	10.0	
NORTH TEXAS	11/12/19	18	0	2	.000	0	2	.000	2	2	1.000	0	0	0	2.0	4	0	1	1	1	0	2	6.0	
MONTANA	11/16/19	25	1	1	1.000	1	1	1.000	2	2	1.000	1	0	1	1.7	2	0	0	0	0	4	5	5.7	
TEXAS SOUTHERN	11/19/19	24	1	4	.250	0	3	.000	0	0	.000	0	5	5	2.5	3	0	5	3	0	1	2	4.8	
SOUTH DAKOTA	11/22/19	23	2	5	.400	0	2	.000	4	4	1.000	0	1	1	2.2	1	0	2	0	0	0	8	5.4	
at Georgia Tech	11/25/19	8	0	2	.000	0	1	.000	0	0	.000	0	0	0	1.8	1	0	1	1	0	0	0	4.5	
NORTHERN KY	11/30/19	35	1	4	.250	1	2	.500	2	2	1.000	0	4	4	2.1	1	0	5	2	0	1	5	4.6	
AUSTIN PEAY	12/03/19	32	2	4	.500	2	4	.500	0	0	.000	1	3	4	2.4	1	0	3	6	1	0	6	4.8	
at Western Kentucky	12/07/19	23	3	8	.375	1	4	.250	2	3	.667	0	1	1	2.2	3	0	2	1	0	1	9	5.2	
TULSA	12/14/19	23	1	1	1.000	0	0	.000	2	2	1.000	1	2	3	2.3	4	0	3	2	1	1	4	5.1	
vs Valparaiso	12/21/19	32	2	4	.500	0	2	.000	0	1	.000	1	5	6	2.6	2	0	3	2	1	1	4	5.0	
at Indiana	12/29/19	18	0	1	.000	0	1	.000	0	1	.000	0	1	1	2.5	3	0	1	1	0	1	0	4.6	
TEXAS A&M	01/04/20	31	1	4	.250	0	2	.000	4	4	1.000	0	4	4	2.6	2	0	5	0	0	2	6	4.7	
at LSU	01/08/20	20	1	5	.200	0	1	.000	0	0	.000	0	1	1	2.5	3	0	2	0	0	2	2	4.5	
at Ole Miss	01/11/20	10	0	1	.000	0	1	.000	0	0	.000	1	1	2	2.5	4	0	1	0	0	0	0	4.2	
VANDERBILT	01/15/20	19	1	3	.333	0	1	.000	0	0	.000	1	1	2	2.4	1	0	4	0	0	0	2	4.1	
KENTUCKY	01/18/20	28	2	6	.333	2	4	.500	0	0	.000	0	2	2	2.4	3	0	1	2	0	0	6	4.2	
at Mississippi St.	01/22/20	23	2	3	.667	0	1	.000	0	0	.000	0	0	0	2.3	4	0	2	0	1	1	4	4.2	
TCU	01/25/20 *	33	2	4	.500	1	2	.500	2	2	1.000	2	2	4	2.4	3	0	6	2	0	0	7	4.3	
SOUTH CAROLINA	01/29/20 *	26	1	2	.500	1	2	.500	1	4	.250	1	4	5	2.5	5	1	3	2	0	0	4	4.3	
at Alabama	02/01/20	31	3	4	.750	1	2	.500	4	5	.800	0	2	2	2.5	3	0	2	1	0	1	11	4.6	
AUBURN	02/04/20	33	2	9	.222	0	5	.000	3	4	.750	0	2	2	2.5	1	0	2	0	0	1	7	4.7	
at Missouri	02/08/20	40	2	5	.400	0	1	.000	3	4	.750	1	3	4	2.5	5	1	4	3	0	2	7	4.8	
at Tennessee	02/11/20 *	18	0	1	.000	0	0	.000	0	0	.000	0	2	2	2.5	1	0	0	3	0	2	0	4.6	
MISSISSIPPI ST.	02/15/20	26	0	2	.000	0	2	.000	0	0	.000	0	1	1	2.4	3	0	2	1	0	0	0	4.4	
at Florida	02/18/20	32	1	2	.500	1	2	.500	0	0	.000	0	2	2	2.4	2	0	2	1	0	1	3	4.4	
MISSOURI	02/22/20 *	23	1	3	.333	1	2	.500	0	0	.000	0	0	0	2.3	3	0	3	3	1	0	3	4.3	
TENNESSEE	02/26/20	11	1	1	1.000	1	1	1.000	1	3	.333	0	0	0	2.3	1	0	1	1	0	0	4	4.3	
at Georgia	02/29/20	28	1	5	.200	1	3	.333	2	2	1.000	0	4	4	2.3	2	0	1	1	0	2	5	4.3	
LSU	03/04/20	5	0	1	.000	0	1	.000	0	0	.000	0	0	0	2.2	0	0	0	1	0	0	0	4.2	
Totals		4	720	37	101	.366	16	57	.281	36	49	.735	10	57	67	2.2	75	2	68	42	7	27	126	4.2

JALEN HARRIS CAREER STATISTICS

Year	GP	GS	Min	Avg	FG	FGA	Pct	3FG	3FGA	Pct	FT	FTA	Pct	Off	Def	Tot	Avg	PF	FO	Ast	TO	Blk	Stl	Pts	Avg
2016-17 (UNW)	31	18	639	20.6	47	107	.439	7	27	.259	38	51	.745	2	54	56	1.8	64	0	72	40	3	25	139	4.5
2017-18	- REDSHIRTED AT ARKANSAS																								
2018-19 (ARK)	34	34	1046	30.8	85	249	.341	8	69	.116	82	119	.689	18	80	98	2.9	75	1	189	66	6	38	260	7.6
2019-20 (ARK)	30	4	720	24.0	37	101	.366	16	57	.281	36	49	.735	10	57	67	2.2	75	2	68	42	7	27	126	4.2
TOTAL	95	56	2405	25.3	169	457	.370	31	153	.203	156	219	.712	30	191	221	2.3	214	3	329	148	16	90	525	5.5

• PERSONAL BESTS •

POINTS	SEC ONLY
Season: 11 at Alabama (02/01/20)	11 at Alabama (02/01/20)
Career: 17 at South Carolina (02/09/19)	17 at South Carolina (02/09/19)
FG MADE	SEC ONLY
Season: 3 (2x) last at Alabama (02/01/20)	3 at Alabama (02/01/20)
Career: 6 vs Western Ky. (12/08/18)	5 (2x), last at USC (02/09/19)
FG ATTEMPTED	SEC ONLY
Season: 6 vs Kentucky (01/18/20)	6 vs Kentucky (01/18/20)
Career: 16 at South Carolina (02/09/19)	16 at South Carolina (02/09/19)
3-POINT FG MADE	SEC ONLY
Season: 2 (3x) last vs Kentucky (01/18/20)	2 vs Kentucky (01/18/20)
Career: 2 (3x) last vs Kentucky (01/18/20)	2 vs Kentucky (01/18/20)
3-PT FG ATTEMPTS	SEC ONLY
Season: 5 vs Auburn (02/04/20)	5 vs Auburn (02/04/20)
Career: 5 (2x) last vs Auburn (02/04/20)	5 vs Auburn (02/04/20)
FT MADE	SEC ONLY
Season: 4 (3x) last at Alabama (02/01/20)	4 (2x) last at Alabama (02/01/20)
Career: 8 vs. UTA (01/23/18)	7 at South Carolina (02/09/19)
FT ATTEMPTED	SEC ONLY
Season: 5 at Alabama (01/04/20)	5 at Alabama (01/04/20)
Career: 11 (2x) last at TX A&M (01/05/19)	11 at Texas A&M (01/05/19)
REBOUNDS	SEC ONLY
Season: 5 vs Texas Southern (11/19/19)	4 (2x) last at Missouri (02/08/20)
Career: 9 (2x), last vs. FIU (12/01/18)	6 at Ole Miss (01/19/19)
ASSISTS	SEC ONLY
Season: 6 vs TCU (01/25/20)	5 vs Texas A&M (01/04/20)
Career: 12 at Colorado State (12/05/18)	10 at Missouri (02/12/19)
STEALS	SEC ONLY
Season: 4 vs Montana (11/12/19)	2 (3x) last at Georgia (02/29/20)
Career: 4 (2x) last vs Montana (11/16/19)	3 vs. Missouri (02/12/19)
BLOCKED SHOTS	SEC ONLY
Season: 1 (7x) last vs Mizzou (02/22/20)	1 (2x) last vs Mizzou (02/22/20)
Career: 2 vs. Georgia (01/29/19)	2 vs. Georgia (01/29/19)
MINUTES	SEC ONLY
Season: 35:15 vs Northern Ky (11/30/19)	32:53 vs Auburn (02/04/20)
Career: 39 vs. Texas (11/09/18)	36 at Texas A&M (01/05/19)



12 TY STEVENS

G • Jr. • 6-2 • 180
Republic, Mo. || Republic HS

TY STEVENS 2019-20 GAME STATS

Opponent	Date	GS	Min	FG	FGA	Pct	3FG	3A	Pct	FT	FTA	Pct	O	D	Tot	Avg	PF	FO	A	TO	Blk	Stl	Pts	Avg
RICE	11/05/19	2		0	0	.000	0	0	.000	0	1	.000	0	0	0	0.0	0	0	0	0	0	0	0	0.0
NORTH TEXAS	11/12/19	DNP																						
MONTANA	11/16/19	DNP																						
TEXAS SOUTHERN	11/19/19	1		0	1	.000	0	0	.000	0	0	.000	0	0	0	0.0	0	0	0	0	0	0	0	0.0
SOUTH DAKOTA	11/22/19	DNP																						
at Georgia Tech	11/25/19	DNP																						
NORTHERN KY	11/30/19	DNP																						
AUSTIN PEAY	12/03/19	DNP																						
at Western Kentucky	12/07/19	DNP																						
TULSA	12/14/19	1		0	0	.000	0	0	.000	0	2	.000	0	0	0	0.0	0	0	0	0	0	0	0	0.0
vs Valparaiso	12/21/19	DNP																						
at Indiana	12/29/19	DNP																						
TEXAS A&M	01/04/20	DNP																						
at LSU	01/08/20	DNP																						
at Ole Miss	01/11/20	DNP																						
VANDERBILT	01/15/20	0+		0	0	.000	0	0	.000	0	0	.000	0	0	0	0.0	0	0	0	0	0	0	0	0.0
KENTUCKY	01/18/20	DNP																						
at Mississippi St.	01/22/20	DNP																						
TCU	01/25/20	DNP																						
SOUTH CAROLINA	01/29/20	DNP																						
at Alabama	02/01/20	DNP																						
AUBURN	02/04/20	DNP																						
at Missouri	02/08/20	0+		0	0	.000	0	0	.000	0	0	.000	0	0	0	0.0	0	0	0	0	0	0	0	0.0
at Tennessee	02/11/20	1		0	0	.000	0	0	.000	0	0	.000	0	0	0	0.0	0	0	0	0	0	0	0	0.0
MISSISSIPPI ST.	02/15/20	DNP																						
at Florida	02/18/20	DNP																						
MISSOURI	02/22/20	DNP																						
TENNESSEE	02/26/20	DNP																						
at Georgia	02/29/20	DNP																						
Totals		0	5	0	1	.000	0	0	.000	0	3	.000	0	0	0	0.0	0	0	0	0	0	0	0	0.0

• PERSONAL BESTS •	
POINTS	SEC ONLY
Season:	
Career: 3 at Vanderbilt (03/06/19)	3 at Vanderbilt (03/06/19)
FG MADE	SEC ONLY
Season:	
Career: 1 at Vanderbilt (03/06/19)	1 at Vanderbilt (03/06/19)
FG ATTEMPTED	SEC ONLY
Season: 1 vs Texas Southern (11/19/19)	
Career: 1 (2x) last vs TX Southern (11/19/19)	1 at Vanderbilt (03/06/19)
3-POINT FG MADE	SEC ONLY
Season:	
Career: --	--
3-PT FG ATTEMPTS	SEC ONLY
Season:	
Career: --	--
FT MADE	SEC ONLY
Season:	
Career: 1 at Vanderbilt (03/06/19)	1 at Vanderbilt (03/06/19)
FT ATTEMPTED	SEC ONLY
Season: 1 vs Rice (11/05/19)	
Career: 2 vs Tulsa (12/14/19)	1 at Vanderbilt (03/06/19)
REBOUNDS	SEC ONLY
Season:	
Career: --	--
ASSISTS	SEC ONLY
Season:	
Career: --	--
STEALS	SEC ONLY
Season:	
Career: --	--
BLOCKED SHOTS	SEC ONLY
Season:	
Career: --	--
MINUTES	SEC ONLY
Season: 1:38 vs Rice (11/05/19)	0:35 at Tennessee (02/11/20)
Career: 1:38 vs Rice (11/05/19)	0:35 at Tennessee (02/11/20)

13 EMEKA OBUKWELU

F • Jr. • 6-8 • 222
Plano, Texas || Plano West HS

EMEKA OBUKWELU 2019-20 GAME STATS

Opponent	Date	GS	Min	FG	FGA	Pct	3FG	3A	Pct	FT	FTA	Pct	O	D	Tot	Avg	PF	FO	A	TO	Blk	Stl	Pts	Avg
RICE	11/05/19	1		0	0	.000	0	0	.000	0	0	.000	1	2	3	3.0	0	0	0	0	0	0	0	0.0
NORTH TEXAS	11/12/19	DNP																						
MONTANA	11/16/19	DNP																						
TEXAS SOUTHERN	11/19/19	DNP																						
SOUTH DAKOTA	11/22/19	DNP																						
at Georgia Tech	11/25/19	DNP																						
NORTHERN KY	11/30/19	DNP																						
AUSTIN PEAY	12/03/19	DNP																						
at Western Kentucky	12/07/19	DNP																						
TULSA	12/14/19	1		0	1	.000	0	1	.000	0	0	.000	0	0	0	1.5	0	0	0	0	0	0	0	0.0
vs Valparaiso	12/21/19	DNP																						
at Indiana	12/29/19	DNP																						
TEXAS A&M	01/04/20	DNP																						
at LSU	01/08/20	DNP																						
at Ole Miss	01/11/20	DNP																						
VANDERBILT	01/15/20	1		0	0	.000	0	0	.000	0	0	.000	0	0	0	1.0	0	0	0	0	0	0	0	0.0
KENTUCKY	01/18/20	DNP																						
at Mississippi St.	01/22/20	DNP																						
TCU	01/25/20	DNP																						
SOUTH CAROLINA	01/29/20	DNP																						
at Alabama	02/01/20	DNP																						
AUBURN	02/04/20	DNP																						
at Missouri	02/08/20	DNP																						
at Tennessee	02/11/20	2		0	0	.000	0	0	.000	0	0	.000	1	1	2	1.3	0	0	0	0	0	0	0	0.0
MISSISSIPPI ST.	02/15/20	DNP																						
at Florida	02/18/20	0		0	0	.000	0	0	.000	0	0	.000	0	0	0	1.0	0	0	0	0	0	0	0	0.0
MISSOURI	02/22/20	DNP																						
TENNESSEE	02/26/20	1		0	1	.000	0	1	.000	0	0	.000	0	0	0	0.8	0	0	0	0	0	0	0	0.0
at Georgia	02/29/20	DNP																						
Totals		0	6	0	2	.000	0	2	.000	0	0	.000	2	3	5	0.8	0	0	0	0	0	0	0	0.0

• PERSONAL BESTS •	
POINTS	SEC ONLY
Season:	
Career: 43 vs Rhodes (12/03/17)	--
FG MADE	SEC ONLY
Season:	
Career: 20 vs Rhodes (12/03/17)	--
FG ATTEMPTED	SEC ONLY
Season: 1 (2x) last vs Tennessee (2/26/20)	1 vs Tennessee (2/26/20)
Career: 26 at LeTourneau (02/01/18)	1 vs Tennessee (2/26/20)
3-POINT FG MADE	SEC ONLY
Season:	
Career: --	--
3-PT FG ATTEMPTS	SEC ONLY
Season: 1 vs Tennessee (2/26/20)	1 vs Tennessee (2/26/20)
Career: 1 (3x) last vs Tennessee (02/26/20)	1 vs Tennessee (2/26/20)
FT MADE	SEC ONLY
Season:	
Career: 6 (2x) last at Louisiana Coll. (02/17/18)	--
FT ATTEMPTED	SEC ONLY
Season:	
Career: 10 at Willamette (11/18/16)	--
REBOUNDS	SEC ONLY
Season: 3 vs Rice (11/05/19)	2 at Tennessee (02/11/20)
Career: 20 vs Rhodes (12/03/17)	2 at Tennessee (02/11/20)
ASSISTS	SEC ONLY
Season:	
Career: 4 at Rust (01/19/17)	--
STEALS	SEC ONLY
Season:	
Career: 2 (2x) last at Louisiana Coll. (02/17/18)	--
BLOCKED SHOTS	SEC ONLY
Season:	
Career: 4 vs Belhaven (01/13/18)	--
MINUTES	SEC ONLY
Season: 1:05 vs Rice (11/05/19)	1:50 at Tennessee (02/11/20)
Career: 42 vs Louisiana College (01/11/18)	1:50 at Tennessee (02/11/20)

14

JAMARIO BELL

F • Sr. • 6-5 • 250

Junction City, Ark. || Junction City HS

• After playing his final football game as a Razorback (at Little Rock versus Missouri on Nov. 29), joined the basketball team for the Northern Kentucky game (Nov. 30).

• **Graduated Dec. 22, 2019 (Sport & Recreation Management).**

2019-20 BASKETBALL HIGHLIGHTS:

- First game action came vs Tulsa and he blocked a shot.
- Grabbed a rebound in his 33 seconds of game action vs Vanderbilt.
- Played 5:21 at Tennessee ... Recorded two blocked shots and a rebound.

HIGH SCHOOL BASKETBALL BIO

• Not only was Bell a highly recruited football player, was a highly touted basketball player ... Named to the **2015 USA TODAY All-Arkansas** second team with the likes of Malik Monk (Kentucky), KeVaughn Allen (Florida), Mitchell Smith (Missouri) and Javon Franklin (Auburn) making the 10-member team ... A two-time All-State selection, led Junction City to the 2A state championship game twice and was named to the 2015 2A All-State Tournament team ... Also helped the Dragons to the state semifinals as a sophomore ... His backboard-shattering dunk as a senior went viral on the internet (Also shattered a backboard in Arkansas' intramural gym) ... Played on the AAU circuit with the Arkansas Wings.

ARKANSAS FOOTBALL CAREER

- Bell came to Arkansas as a wide receiver ... Moved from defensive end, to tight end, to linebacker and back to defensive end during his career ... Finished with 37 tackles in two seasons, including 6.5 TFL, and had 4.5 sacks – all in 2019.
- **2019 (SR):** Played in 10 games at defensive end and started the final game versus Missouri ... Finished with 17 tackles and ranked second on the team with 4.5 sacks.
- **2018 (JR):** Played in 11 of 12 games during his junior season with the Razorbacks ... Recorded 20 tackles, 11 solo.
- **2017 (SO):** Missed the first 10 weeks of the season due to a foot injury sustained during fall camp ... Saw action on special teams in the last two games.
- **2016 (FR):** Moved from tight end to linebacker during 2017 spring workouts ... Did not see any game action.
- **2015 (FR):** Transitioned from defensive line to tight end during 2016 spring workouts ... Redshirted.
- **HIGH SCHOOL FOOTBALL:** A consensus four-star prospect ... Named to the Associated Press Arkansas Super Team at defensive end in 2014 ... Helped lead Junction City to the Arkansas class 2A state championship in 2014.
- **OTHER:** Won the 2015 2A state championships in the shot put and discus ... Placed third in both events as a junior.

FOOTBALL CAREER HIGHS

Tackles: 4 (2x) last at LSU (10/10/18)
Solo: 2 (7x) last vs Missouri (11/29/19)
TFL: 2.0 (2x) last vs Texas A&M (9/28/19)
Sacks: 2.0 vs Texas A&M (9/28/19)
QBH: 1 (3x) last vs Western Ky (11/19/19)
PBU: --
FR: --
FF: 1 (2x) last vs San Jose State (9/21/19)

NOTE: 4.5 sacks in 2019 / 17th in SEC

PERSONAL BESTS


POINTS	SEC ONLY
Season: --	--
Career: --	--
FG MADE	SEC ONLY
Season: --	--
Career: --	--
FG ATTEMPTED	SEC ONLY
Season: --	--
Career: --	--
3-POINT FG MADE	SEC ONLY
Season: --	--
Career: --	--
3-PT FG ATTEMPTS	SEC ONLY
Season: --	--
Career: --	--
FT MADE	SEC ONLY
Season: --	--
Career: --	--
FT ATTEMPTED	SEC ONLY
Season: --	--
Career: --	--
REBOUNDS	SEC ONLY
Season: 1 (2x) last at Tennessee (02/11/20)	1 (2x) last at Tennessee (02/11/20)
Career: 1 (2x) last at Tenn (02/11/20)	1 (2x) last at Tenn (02/11/20)
ASSISTS	SEC ONLY
Season: --	--
Career: --	--
STEALS	SEC ONLY
Season: --	--
Career: --	--
BLOCKED SHOTS	SEC ONLY
Season: 2 at Tennessee (02/11/20)	2 at Tennessee (02/11/20)
Career: 2 at Tennessee (02/11/20)	2 at Tennessee (02/11/20)
MINUTES	SEC ONLY
Season: 5:21 at Tennessee (02/11/20)	5:21 at Tennessee (02/11/20)
Career: 5:21 at Tennessee (02/11/20)	5:21 at Tennessee (02/11/20)

JAMARIO BELL 2019-20 GAME STATS

Opponent	Date	GS	Min	FG	FGA	Pct	3FG	3A	Pct	FT	FTA	Pct	O	D	Tot	Avg	PF	FO	A	TO	Blk	Stl	Pts	Avg
RICE	11/05/19	--	--																					
NORTH TEXAS	11/12/19	--	--																					
MONTANA	11/16/19	--	--																					
TEXAS SOUTHERN	11/19/19	--	--																					
SOUTH DAKOTA	11/22/19	--	--																					
at Georgia Tech	11/25/19	--	--																					
NORTHERN KY	11/30/19	DNP																						
AUSTIN PEAY	12/03/19	DNP																						
at Western Kentucky	12/07/19	DNP																						
TULSA	12/14/19	1	0	0	.000		0	0	.000	0	0	.000	0	0	0	0.0	1	0	0	0	1	0	0	0.0
vs Valparaiso	12/21/19	DNP																						
at Indiana	12/29/19	DNP																						
TEXAS A&M	01/04/20	DNP																						
at LSU	01/08/20	DNP																						
at Ole Miss	01/11/20	DNP																						
VANDERBILT	01/15/20	1	0	0	.000		0	0	.000	0	0	.000	0	1	1	0.5	0	0	0	0	0	0	0	0.0
KENTUCKY	01/18/20	DNP																						
at Mississippi St.	01/22/20	DNP																						
TCU	01/25/20	DNP																						
SOUTH CAROLINA	01/29/20	DNP																						
at Alabama	02/01/20	DNP																						
AUBURN	02/04/20	DNP																						
at Missouri	02/08/20	DNP																						
at Tennessee	02/11/20	5	0	0	.000		0	0	.000	0	0	.000	0	1	1	0.7	2	0	0	0	2	0	0	0.0
MISSISSIPPI ST.	02/15/20	1	0	0	.000		0	0	.000	0	0	.000	0	0	0	0.5	0	0	0	0	0	0	0	0.0
at Florida	02/18/20	DNP																						
MISSOURI	02/22/20	DNP																						
TENNESSEE	02/26/20	DNP																						
at Georgia	02/29/20	DNP																						
Totals		0	8	0	0	.000	0	0	.000	0	0	.000	0	2	2	0.5	3	0	0	0	3	0	0	0.0

JAMARIO BELL CAREER STATISTICS

BASKETBALL	GP	GS	Min	Avg	FG	FGA	Pct	3FG	3FGA	Pct	FT	FTA	Pct	Off	Def	Tot	Avg	PF	FO	Ast	TO	Blk	Stl	Pts	Avg
2019-20	4	0	8	2.0	0	0	.000	0	0	.000	0	0	.000	0	2	2	0.5	3	0	0	0	3	0	0	0.0
FOOTBALL	GP	GS	Solo	Ast	Total Tackles	TFL	Yds	Sacks	Yds	Int	Yds	PBU	PD	Qbh	FR	Yds	FF	Blkd	Kick	Saf					
2016 (Rfr.)							
2017 (So.)	2	0					
2018 (Jr.)	11	0	11	9	20	1.0	-5							1			1								
2019 (Sr.)	10	1	10	7	17	5.5	-27	4.5	-23					2			1								
CAREER	22	1	21	16	37	6.5	-32	4.5	-23					3			2								



15

MASON JONES

G • Jr. • 6-5 • 200

Desoto, Texas || Triple A Academy

THE BASKETBALL HALL OF FAME

JERRY WEST
AWARD



1 of 5 FINALISTS for the 2020 Jerry West Award (Shooting Guard of the Year), Basketball Hall of Fame announced on Mar. 3.
Was 1 of 30 players named to the midseason list for the 2020 Citizen Naimsmith Trophy (Men's Player of the Year), the Atlanta Tipoff Club announced on Feb. 13.

ONLY PLAYER IN SEC TO LEAD HIS TEAM in PPG (21.8), RPG (5.6), Assists (99) & Steals (45)
THE ONLY PLAYER IN THE SEC to rank among the **TOP 20** in scoring (**1st**), rebounds (**20th**), steals (**6th**) and assists (**10th**).

BRUCE PEARL - AUBURN HEAD COACH

"How good is Mason Jones? Wow. What a story. He is just a great lesson for young people. It's not where you start. It's where you finish. Bettering yourself. He's as good as there is in the league."

MIKE WHITE - FLORIDA HEAD COACH

"Mason Jones is one of the most versatile scorers I've seen in this league, and I've been associated with this league a long time. His ability to score in transition, off the catch, off the bounce, his ability to draw fouls, his offensive motor. He is always in attack mode. He's terrific."

BEN HOWLAND - MISSISSIPPI STATE HEAD COACH

"One of the best players in all of college basketball. (He) is absolutely incredible. I just love his story. All the effort and work he has put into his game; his understanding and fell is incredible."

• FT Made	219	1st NCAA	1st SEC
• Points/Gm	21.8	10th NCAA	1st SEC
• Def Reb/Gm	4.83	244th NCAA	9th SEC
• Minutes/Gm	33:53	174th NCAA	9th SEC
• 3PT Made/GM	2.00	238th NCAA	9th SEC
• 3PT FG Att.	176	158th NCAA	5th SEC

• FT Att	264	1st NCAA	1st SEC
• FT Pct	83.0%	92nd NCAA	6th SEC
• Steals/Gm	1.55	140th NCAA	6th SEC
• Assists/Gm	3.4	228th NCAA	10th SEC
• FG Pct	44.5%	184th NCAA	10th SEC
• FG Made	177	114th NCAA	5th SEC

RAZORBACKS TO LEAD LEAGUE IN SCORING

YEAR	PLAYER	PPG	CONF
1947-48	George Kok	20.4	SWC
1972-73	Martin Terry	28.3	SWC
1982-83	Darrell Walker	18.2	SWC
1984-85	Joe Kleine	22.1	SWC

•Has 5+ rebounds in 21 of his 29 games

- Games in double figure pts: 45 for career • 25 for 2019-20
- Led team in scoring: 29 for career • 19 for 2019-20

- Made 3+ 3's: 22 for career • 10 for 2019-20
- **20-POINT GMS: 22 FOR CAREER • 15 FOR 2019-20**

- **SEC PLAYER OF THE WEEK (Nov. 11): 32 pts - 7 rebs - 5 steals** in season-opening win over Rice.
- **SEC PLAYER OF THE WEEK (Dec. 16): 41 pts - 6 rebs - 4 steals** - season-high 4 assists versus Tulsa.
- **SEC co-PLAYER OF THE WEEK (Feb. 3): Avg. 32.0 pts & 8.5 rebs - 34 pts & 12 rebs vs USC • 30 pts and 5 rebs at Bama.**
- **SEC co-PLAYER OF THE WEEK (Mar. 2): Avg. 315. pts - 37 pts vs Tennessee • 26 pts and 5 assists at Georgia.**
- **1st Razorback since Jannerro Pargo (2002) to score at least 30 pts in back-to-back games; ONLY HOG TO SCORE 30-PLUS IN 3 STRAIGHT GAMES.**
- Scored his 1,000th career point with a free throw at 15:58 of the first half versus Tennessee ... 44th Razorback to eclipse 1,000 career points - 8th to do so in his first two years with the program ... Was fifth-fastest Razorback to reach 1,000 career points (61 games).
- **Only Razorback** to make at least 10 FG and 10 FT in an SEC game ... **DONE IT 3x THIS YEAR** (12-24 FG & 11-16 FT vs Auburn // 11-19 FG & 12-15 FT vs Tenn // 1-17 FG & 12-14 FT vs LSU).
- Mason Jones is the 3rd player in Arkansas history to make 300+ free throws and 125+ three-pointers in a career (has 334 FT and 134 3PT) ... The others were Todd Day and Jonathon Modica. It took Day 3 seasons to get there and Modica 4 seasons.

SEC ELITE COMPANY....

- Joins Jodie Meeks (UK in 2009) and Shan Foster (VU in 2008) as the **only players** in league history to earn SEC Player of the Week 4 times in a season.
- Joins Jodie Meeks (UK • 3) and Shaquille O'Neal (LSU • 2) as **only players** in SEC over the last 30 years with at least two 40-point games in a season.
- Joins Jodie Meeks (UK • 7) and Marcus Thornton (LSU • 7) as **only SEC players** over the last 20 seasons to have scored 30-plus points seven times in a season.
- **^ THIS YEAR, ranks 3rd (tied) in the NCAA for most 30-point games** - 14 by Markus Howard (Marquette) • 11 by Jhivvan Jackson (UTSA) • 8 by Jermaine Marrow (Hampton)
- In the last 20 seasons, an SEC player has scored 100-plus points in 3-straight games only five times, including Mason Jones' 104 this season.
- **^ Jodie Meeks 107 Pts (2009), Mason Jones 104 Pts (2020), Jodie Meeks 103 Pts (2009), Breein Tyree 101 Pts (2020), Marcus Thornton 101 Pts (2008)**

2019-20 HIGHLIGHTS:

- Named **SEC PLAYER OF THE WEEK I** as he scored then career-high 32 in the season opener versus Rice - the 2nd-highest point production by a Razorback in a season opener ... Also had career highs in FG made (12), FG att (18) and steals (5) • Led the team in scoring (16), rebounds (6) and assists (2) in the in over North Texas • Led the team in scoring (19), assists (4), steals (4) and blocked shots (1) in the win over Montana • Made a **game-winning 3-pointer with 0.1 seconds left in overtime** (Arkansas' only points in OT) at Georgia Tech for a 62-61 win ... Scored 24 points with seven rebounds and five steals • Missed the Northern Kentucky game due to an injured shoulder ... Came back **versus Austin Peay and scored 16 points while taking just six shots** ... Made two 3's and was 6-of-6 at the free throw line • Named **SEC PLAYER OF THE WEEK II** as he scored career-high 41 points and added six rebounds, while leading the team in assists (4) and steals (4) ... Tied career highs going 12-of-18 from the field (7-of-7 from 2-point range) ... 41 points ties for 7th-most in Arkansas history ... In the first half, scored 20 points, including a long 3-pointer at the buzzer for a 16-point halftime lead ... After Tulsa worked its 16-point deficit to nine (68-59 with 11:49 left), Jones scored 15 straight for the Razorbacks during an 18-5 run to give Arkansas a 22-point lead (86-64) • Missed his first 3 treys, but made two inside the final minute en route to 20 points in come-from-behind win vs Tulsa ... Tied season-high with nine rebounds and had game-high four assists ... **With Hogs' down 5 with 4:14, scored 8** - hit 3's at 1:24 to tie game and 0:53 left for 3-pt lead ... Sealed win with two free throws with 25 seconds left • Also hit back-to-back treys late at Indiana to give the Hogs a 5-pt lead (67-62 with 2:01 left) ... Finished with 21 points, making four triples, with six rebounds and six assists • Tied Isaiah Joe with a team-best 17 points vs Texas A&M while leading the team in rebounds, (6) and steals (3) • At LSU, led team in points (24), assists (4) and steals (2) ... Added five rebounds • Had a **career-high nine assists** at Ole Miss ... Also led the team in rebonds (6) and steals (3) ... Scored 13, making 6-of-6 at the free throw line • Only scored one point versus Vanderbilt, but had eight assists (one shy of career high) with seven rebounds • Led the team in scoring (19), rebounds (6) and assists (2) versus Kentucky ... Scored nine points during a 20-6 run as the Hogs went from 11 down to up 3 with 8:19 to play • Had 18 of his 20 pts at Mississippi State in the second half ... **Tied SEC career-best with seven rebounds** to lead the team ... Also led the team with four assists • Scored 19 of his 20 pts in the TCU win in the second half, making 10-of-15 free throws ... Added five rebonds and four assists • Named **SEC PLAYER OF THE WEEK III** ... **FIRST**, posted **second career double-double** vs South Carolina with 34 points (then SEC career-high) and a **career-high 12 rebounds** ... Led the team with four assists ... Was 15-of-16 at the free throw line ... Had 26 and 9 in the second half, making 13-of-14 FT • **SECOND**, led Hogs to come-from-behind win at Alabama, scoring 30 points, grabbing five rebonds and getting two steals ... Had **SEC career-high in FG (10) and a career-high FGA (20)** • **Dropped an SEC career-high 40 on Auburn** with a team-best five assists, adding two steals ... Career-highs in FG made (12), FGA (24), FTA (16) and minutes (4:50) • Posted his sixth 30-point game of the year with 38 vs Miss State, adding a team-best six rebounds ... Was 18-of-21 at the free throw line ... **The 18 FT made are an Arkansas single-game record in an SEC game**, ranking third (tied) overall ... The 21 attempts are the second-most by a Razorback in an SEC game behind Corliss Williamson's 22 in 1995 and ties for fifth-most overall • Led the team with 21 points and five assists at Florida, playing all but 28 seconds • Named **SEC PLAYER OF THE WEEK IV** ... **FIRST**, turned in his seventh 30-point game of the season with 37 in win over Tennessee, breaking the 1,000-point barrier in the process ... He scored 11 of Arkansas' first 16 points ... In the second half after UT got to within nine (60-51), scored 12 points in an 18-8 run to put the game out of reach • **SECOND**, had 26 with five assist at Georgia ... In the second half and down 11 with 10:52 to play, Jones accounted for 12 points (scoring 8 and assisting on two baskets) to get the Razorbacks to within one (73-72) • Had eighth 30-point game, scoring 36 in a win over LSU, adding three assists and two steals.



- **NCAA LEADER IN FT MADE (219) & FT ATT (250)**
- **SEC SCORING LEADER (21.8 ppg)**
(would be 1st Hog to lead SEC, 4 did so in SWC)
- **18 FT Made vs Miss State is 4th in NCAA in 2019-20**
(16 FT Made vs USC is 13th in NCAA in 2019-20)
- **44th Razorback with 1,000 (5th fastest w/ 61 gms)**
(8th Hog to accomplish feat in 1st two years)
- **33rd on school list for career points (1,094)**
- **10th on school list for points in a season (631)**
- **School season record for Points in SEC gms (394)**
- **School season record for FT Made (219)**
- **School season record for FT Made in SEC gms (142)**

PLAYER OF THE YEAR RESUME

- 1 of 5 **FINALISTS for the Jerry West Award**, the Basketball Hall of Fame announced (Mar. 3).
- Was 1 of 30 players named to the midseason list for the 2020 Citizen Naimsmith Trophy, the Atlanta Tipoff Club (announced Feb. 13, 2020).
- **Leads the SEC in scoring (21.8 ppg)**
- **Leads the NCAA in free throws made (219) and attempts (264)**
- **The only player in the SEC** to lead his team in scoring, rebounding (5.6 avg.), assists (99) and steals (45). Also, **the only player** to lead his team in rebounding and assists and **1 of 3 SEC players** to lead his team in scoring and rebounding.
- **IN FACT**, Jones is the **ONLY PLAYER IN THE SEC** to rank among the league's top 20 in scoring (1st), rebounding (20th), steals (7th) and assists (11th).
- Additionally ranks among the SEC leaders in free throw percentage (6th; 82.8%), defensive rebounds (9th; 4.9 avg.), field goals made (6th; 167), 3-point field goals made per game (9th; 1.9 avg.) and field goal percentage (9th; 43.8%).
- **Named SEC Player of the Week a record FOUR TIMES in 2019-20** - one of three players in league history to be a 4x SEC Player of the Week in a season (UK's Jodie Meeks in 2009 and Vandy's Shan Foster in 2008).
- Has scored at least 30 points eight times this season, including 41 points versus Tulsa and 40 versus Alabama.
- **He is just the third SEC player over the last 30 years** to have multiple 40-point games. Others include Kentucky Jodie Meeks (3) and LSU's Shaquille O'Neal (2).
- **He is just the third SEC player over the last 20 years** to have seven 30-point games in a season, others came in 2008-09 - Jodie Meeks (7) and Marcus Thornton (7).
- Ranks 3rd-tied in the NCAA for most 30-plus point games.
- Scored 104 points over three straight games and is 1 of 5 such occurrences in SEC players over the last 20 seasons. **(Note, just missed a 2nd run, scoring 99 vs UT, UGa and LSU)**
- THE LIST: Jodie Meeks 107 Pts (2009), **Mason Jones 104 Pts (2020)**, Jodie Meeks 103 Pts (2009), Brein Tyree 101 Pts (2020), Marcus Thornton 101 Pts (2008)

DOUBLE-DOUBLES (2)

2018-19 (1)			
12/01/18	FIU	19 pts	10 reb
2018-19 (1)			
01/29/20	USC	34 pts	12 reb
30-PT GAMES (10)			
2018-19 (2)			
01/12/19	LSU		30
02/16/19	MISSISSIPPI STATE		30
2019-20 (8)			
11/05/19	RICE		32
12/14/19	TULSA		41
01/29/20	SOUTH CAROLINA		34
02/01/20	@ Alabama		30
02/04/20	AUBURN		40
02/15/20	MISSISSIPPI STATE		38
02/26/20	TENNESSEE		37
03/04/20	LSU		36

RAZORBACKS TO SCORE 1,000 PTS IN 1ST 2 YEARS

PLAYER	PTS	Gms	Yrs
Martin Tery	1368	52	72-73
Todd Day	1109	67	89-90
MASON JONES	1094	63	19-20
Scotty Thurman	1079	65	93-94
Jaylen Barford	1087	77	17-18
Daryl Macon	1070	71	17-18
Bobby Portis	1047	70	14-15
Dusty Hannahs	1047	68	16-17

MASON JONES 2019-20 GAME STATS

Opponent	Date	GS	Min	FG	FGA	Pct	3FG	3A	Pct	FT	FTA	Pct	O	D	Tot	Avg	PF	FO	A	TO	Blk	Stl	Pts	Avg	
RICE	11/05/19	*	33	12	18	.667	4	8	.500	4	4	1.000	1	6	7	7.0	0	0	3	3	0	5	32	32.0	
NORTH TEXAS	11/12/19	*	29	3	8	.375	1	5	.200	9	9	1.000	2	4	6	6.5	2	0	2	1	0	0	16	24.0	
MONTANA	11/16/19	*	35	5	13	.385	1	5	.200	8	8	1.000	3	2	5	6.0	2	0	4	2	1	4	19	22.3	
TEXAS SOUTHERN	11/19/19	*	20	2	4	.500	0	2	.000	2	2	1.000	0	2	2	5.0	2	0	1	4	2	1	6	18.3	
SOUTH DAKOTA	11/22/19	*	33	5	12	.417	0	3	.000	4	4	1.000	1	6	7	5.4	4	0	0	3	0	1	14	17.4	
at Georgia Tech	11/25/19	*	39	7	13	.538	3	8	.375	7	10	.700	0	7	7	5.7	4	0	3	6	0	5	24	18.5	
NORTHERN KY	11/30/19	DNP	-	Inj																					
AUSTIN PEAY	12/03/19	*	27	4	6	.667	2	4	.500	6	6	1.000	0	4	4	5.4	4	0	2	6	0	0	16	18.1	
at Western Kentucky	12/07/19	*	36	1	9	.111	0	4	.000	6	6	1.000	1	8	9	5.9	3	0	1	3	0	0	8	16.9	
TULSA	12/14/19	*	39	12	18	.667	5	11	.455	12	13	.923	1	5	6	5.9	2	0	4	1	1	4	41	19.6	
vs Valparaiso	12/21/19	*	29	5	12	.417	2	5	.400	8	9	.889	1	8	9	6.2	4	0	4	7	0	0	20	19.6	
at Indiana	12/29/19	*	31	8	17	.471	4	9	.444	1	1	1.000	0	6	6	6.2	4	0	6	4	0	0	21	19.7	
TEXAS A&M	01/04/20	*	37	5	17	.294	4	11	.364	3	5	.600	3	3	6	6.2	2	0	3	1	0	3	17	19.5	
at LSU	01/08/20	*	39	7	15	.467	4	7	.571	6	6	1.000	0	5	5	6.1	5	1	4	2	0	2	24	19.8	
at Ole Miss	01/11/20	*	38	3	12	.250	1	4	.250	6	6	1.000	0	6	6	6.1	2	0	9	4	0	3	13	19.4	
VANDERBILT	01/15/20	*	31	0	7	.000	0	5	.000	1	2	.500	1	6	7	6.1	4	0	8	2	0	1	1	18.1	
KENTUCKY	01/18/20	*	35	5	15	.333	1	5	.200	8	12	.667	1	5	6	6.1	5	1	2	4	0	2	19	18.2	
at Mississippi St.	01/22/20	*	30	7	16	.438	2	7	.286	4	4	1.000	1	6	7	6.2	3	0	4	3	1	1	20	18.3	
TCU	01/25/20	*	29	4	11	.364	2	4	.500	10	15	.667	1	4	5	6.1	2	0	4	2	0	1	20	18.4	
SOUTH CAROLINA	01/29/20	*	34	9	15	.600	1	6	.167	15	16	.938	1	11	12	6.4	4	0	4	7	0	1	34	19.2	
at Alabama	02/01/20	*	38	10	20	.500	4	7	.571	6	13	.462	0	5	5	6.4	4	0	1	2	0	2	30	19.8	
AUBURN	02/04/20	*	45	12	24	.500	5	12	.417	11	16	.688	1	2	3	6.2	2	0	5	4	0	2	40	20.7	
at Missouri	02/08/20	*	36	3	14	.214	0	6	.000	11	14	.786	0	5	5	6.1	5	1	1	4	0	1	17	20.5	
at Tennessee	02/11/20		24	1	10	.100	1	5	.200	6	6	1.000	0	2	2	6.0	3	0	2	3	0	0	9	20.0	
MISSISSIPPI ST.	02/15/20	*	35	9	17	.529	2	7	.286	18	21	.857	0	6	6	6.0	4	0	2	2	0	1	38	20.8	
at Florida	02/18/20	*	40	7	16	.438	0	4	.000	7	10	.700	1	2	3	5.8	4	0	5	4	0	0	21	20.8	
MISSOURI	02/22/20	*	29	2	9	.222	1	4	.250	7	8	.875	1	7	8	5.9	3	0	4	1	0	1	12	20.5	
TENNESSEE	02/26/20	*	37	11	19	.579	3	7	.429	12	15	.800	0	2	2	5.8	4	0	3	2	0	1	37	21.1	
at Georgia	02/29/20	*	37	8	14	.571	1	5	.200	9	9	1.000	0	3	3	5.7	2	0	5	3	1	1	26	21.3	
LSU	03/04/20	*	38	10	17	.588	4	6	.667	12	14	.857	0	2	2	5.6	2	0	3	1	0	2	36	21.8	
Totals			28	983	177	398	.445	58	176	.330	219	264	.830	21	140	161	5.6	91	3	99	91	6	45	631	21.8

MASON JONES CAREER STATISTICS

Year	GP	GS	Min	Avg	FG	FGA	Pct	3FG	3FGA	Pct	FT	FTA	Pct	Off	Def	Tot	Avg	PF	FO	Ast	TO	Blk	Stl	Pts	Avg
2018-19	34	26	996	29.3	136	337	.404	76	208	.365	115	143	.804	18	114	132	3.9	77	2	96	61	5	31	463	13.6
2019-20	29	28	983	33.9	177	398	.445	58	176	.330	219	264	.830	21	140	161	5.6	91	3	99	91	6	45	631	21.8
TOTAL	63	54	1979	31.4	313	735	.426	134	384	.349	334	407	.821	39	254	293	4.7	168	5	195	152	11	76	1094	17.4

PERSONAL BESTS

POINTS	SEC ONLY
Season: 41 vs Tulsa (12/14/19)	40 vs Auburn (02/04/20)
Career: 41 vs Tulsa (12/14/19)	40 vs Auburn (02/04/20)
FG MADE	SEC ONLY
Season: 12 (3x) last vs Auburn (02/04/20)	12 vs Auburn (02/04/20)
Career: 12 (3x) last vs Auburn (02/04/20)	12 vs Auburn (02/04/20)
FG ATTEMPTED	SEC ONLY
Season: 24 vs Auburn (02/04/20)	24 vs Auburn (02/04/20)
Career: 24 vs Auburn (02/04/20)	24 vs Auburn (02/04/20)
3-POINT FG MADE	SEC ONLY
Season: 5 (2x) last vs Auburn (02/04/20)	5 vs Auburn (02/04/20)
Career: 6 vs Ole Miss (03/02/19)	6 vs Ole Miss (03/02/19)
3-PT FG ATTEMPTS	SEC ONLY
Season: 12 vs Auburn (02/04/20)	12 vs Auburn (02/04/20)
Career: 13 vs Georgia Tech (12/19/18)	12 vs Auburn (02/04/20)
FT MADE	SEC ONLY
Season: 18 vs Mississippi St (02/15/20)	18 vs Mississippi St (02/15/20)
Career: 18 vs Mississippi St (02/15/20)	18 vs Mississippi St (02/15/20)
FT ATTEMPTED	SEC ONLY
Season: 21 vs Mississippi St (02/15/20)	21 vs Mississippi St (02/15/20)
Career: 21 vs Mississippi St (02/15/20)	21 vs Mississippi St (02/15/20)
REBOUNDS	SEC ONLY
Season: 12 vs South Carolina (01/29/20)	12 vs South Carolina (01/29/20)
Career: 12 vs South Carolina (01/29/20)	12 vs South Carolina (01/29/20)
ASSISTS	SEC ONLY
Season: 9 at Ole Miss (01/11/20)	9 at Ole Miss (01/11/20)
Career: 9 at Ole Miss (01/11/20)	9 at Ole Miss (01/11/20)
STEALS	SEC ONLY
Season: 5 (2x) last at Ga Tech (11/25/19)	3 (2x) last vs Vandy (01/15/20)
Career: 5 (2x) last at Ga Tech (11/25/19)	3 (2x) last vs Vandy (01/15/20)
BLOCKED SHOTS	SEC ONLY
Season: 2 vs Texas Southern (11/19/19)	1 (4x), last at USC (02/02/19)
Career: 2 vs Texas Southern (11/19/19)	
MINUTES	SEC ONLY
Season: 44:35 vs Auburn (02/04/20)	44:35 vs Auburn (02/04/20)
Career: 44:35 vs Auburn (02/04/20)	44:35 vs Auburn (02/04/20)

24

ETHAN HENDERSON

F • So. • 6-8 • 210
Little Rock, Ark. || Parkview Magnet HS

- Of his 38 rebounds for the season, 25 have come in the last six games (4 at Tenn; 3 vs Miss State; 3 at Florida; 9 vs Tenn).
- **HENDERSON FIRST 25 CAREER GMS** 5.0 min/gm • 10-20 FG • 2-6 FT • 32 rebs (1.3 avg) • 2 assists • 7 blocks • 22 pts
- **HENDERSON LAST 5 GMS (4 starts) *** 14.8 min/gm • 7-10 FG • 5-12FT • 18 rebs (3.8 avg) • 1 assist • 4 blocks • 19 pts
* Includes game he did not start vs Missouri (1 minute 0-1 FG // 0 rebs)
- **Had then career game in first career start (at Florida - Feb. 18)**
^ Scored then career-high 7 points in just 10 minutes before fouling out.
- **Had career game in win over Tennessee (Feb. 26)**
^ Got his second career start and first at Bud Walton Arena,
^ Played a career-high 29:53, had a career-high nine rebounds and tied his career-high with three blocked shots
^ Entering the game, Henderson had only pulled down 12 rebounds with two blocked shot in his previous 14 career SEC games.
- **Had another career game in win over LSU (Mar. 4)**
^ Scored a career-high 10 points, going 3-of-3 from the field with two dunks
^ Made (4) and attempted (9) career-highs in free throws ... **Prior to LSU, Henderson was 3-of-9 at FT line for his career.**
^ Dished out first career assist in an SEC game (three for his career)

2019-20 HIGHLIGHTS:

- Named **team's "Level 5" Player of the Game** as he provided a huge spark off the bench in the first half versus Austin Peay ... During a 9-0 run - putting the Hogs up 25-18 - he had a dunk, three blocked shots and three rebounds ... The **three rejections were a career high** and he finished with four rebounds in 7:26 played.
- Grabbed three rebounds in three minutes versus Tulsa.
- Played an SEC career-high 16:37 minutes at Tennessee, getting a SEC career-high four rebounds ... Has scored two points in SEC games in his career, both at Tennessee.
- **First career start came at Florida** ... Scored a **career-high seven points** (entered the game with 11 points for the season) ... Made a career-high three field goals, including two dunks ... Had the team's lone blocked shot ... Only played 10:31 before fouling out.
- **Had career game in win over Tennessee (Feb. 26)** ... Got his second career start and first at Bud Walton Arena ... Played a **career-high 29:53**, had a **career-high nine rebounds** and **tied his career-high with three blocked shots** ... Had four rebounds in the first seven minutes (tying his previous season high) and finished the half with six boards, which surpassed his previous career high.

ETHAN HENDERSON 2019-20 GAME STATS

Opponent	Date	GS	Min	FG	FGA	Pct	3FG	3A	Pct	FT	FTA	Pct	O	D	Tot	Avg	PF	FO	A	T	Blk	Stl	Pts	Avg
RICE	11/05/19	12		1	1	1.000	0	0	.000	0	0	.000	0	3	3	3.0	3	0	0	1	1	1	2	2.0
NORTH TEXAS	11/12/19	DNP																						
MONTANA	11/16/19	DNP																						
TEXAS SOUTHERN	11/19/19	8		1	1	1.000	0	0	.000	0	0	.000	0	2	2	2.5	0	0	0	1	1	0	2	2.0
SOUTH DAKOTA	11/22/19	DNP																						
at Georgia Tech	11/25/19	DNP																						
NORTHERN KY	11/30/19	DNP																						
AUSTIN PEAY	12/03/19	7		1	1	1.000	0	0	.000	0	0	.000	1	3	4	3.0	3	0	0	0	3	0	2	2.0
at Western Kentucky	12/07/19	1		0	0	.000	0	0	.000	0	0	.000	0	0	0	2.3	0	0	0	0	0	0	0	1.5
TULSA	12/14/19	3		0	1	.000	0	0	.000	0	0	.000	2	1	3	2.4	0	0	1	0	0	0	0	1.2
vs Valparaiso	12/21/19	DNP																						
at Indiana	12/29/19	DNP																						
TEXAS A&M	01/04/20	DNP																						
at LSU	01/08/20	2		0	0	.000	0	0	.000	0	0	.000	0	0	0	2.0	0	0	0	0	0	0	0	1.0
at Ole Miss	01/11/20	DNP																						
VANDERBILT	01/15/20	1		0	0	.000	0	0	.000	0	0	.000	0	0	0	1.7	0	0	0	0	0	0	0	0.9
KENTUCKY	01/18/20	DNP																						
at Mississippi St.	01/22/20	DNP																						
TCU	01/25/20	3		0	0	.000	0	0	.000	0	1	.000	0	0	0	1.5	1	0	0	0	0	0	0	0.8
SOUTH CAROLINA	01/29/20	1		0	0	.000	0	0	.000	0	0	.000	0	0	0	1.3	0	0	0	0	0	0	0	0.7
at Alabama	02/01/20	DNP																						
AUBURN	02/04/20	4		0	1	.000	0	0	.000	0	0	.000	1	0	1	1.3	2	0	0	0	0	0	0	0.6
at Missouri	02/08/20	6		0	0	.000	0	0	.000	1	2	.500	0	0	0	1.2	1	0	0	0	0	1	1	0.6
at Tennessee	02/11/20	17		1	2	.500	0	0	.000	0	0	.000	1	3	4	1.4	3	0	0	0	0	1	2	0.8
MISSISSIPPI ST.	02/15/20	9		1	3	.333	0	0	.000	0	0	.000	2	1	3	1.5	1	0	0	0	0	0	2	0.8
at Florida	02/18/20 *	10		3	4	.750	0	0	.000	1	3	.333	2	1	3	1.6	5	1	0	0	1	0	7	1.3
MISSOURI	02/22/20	1		0	1	.000	0	0	.000	0	0	.000	0	0	0	1.5	0	0	0	0	0	0	0	1.2
TENNESSEE	02/26/20 *	30		1	2	.500	0	0	.000	0	0	.000	4	5	9	2.0	3	0	0	0	3	0	2	1.3
at Georgia	02/29/20 *	6		0	0	.000	0	0	.000	0	0	.000	0	0	0	1.9	4	0	0	0	0	0	0	1.2
LSU	03/04/20 *	27		3	3	1.000	0	0	.000	4	9	.444	2	4	6	2.1	3	0	1	0	0	0	10	1.7
Totals		4	148	12	20	.600	0	0	.000	6	15	.400	15	23	38	2.1	29	1	2	2	9	3	30	1.7

ETHAN HENDERSON CAREER STATISTICS

Year	GP	GS	Min	Avg	FG	FGA	Pct	3FG	3FGA	Pct	FT	FTA	Pct	Off	Def	Tot	Avg	PF	FO	Ass	TO	Blk	Stl	Pts	Avg
2018-19	12	0	51	4.3	5	10	.500	0	0	.000	1	3	.333	3	9	12	1.0	6	0	1	3	2	3	11	0.9
2019-20	18	4	148	8.2	12	20	.600	0	0	.000	6	15	.400	15	23	38	2.1	29	1	2	2	9	3	30	1.7
TOTAL	30	4	199	6.6	17	30	.567	0	0	.000	7	18	.389	18	32	50	1.7	35	1	3	5	11	6	41	1.4

PERSONAL BESTS

POINTS	SEC ONLY
Season: 10 vs LSU (03/04/20)	10 vs LSU (03/04/20)
Career: 10 vs LSU (03/04/20)	10 vs LSU (03/04/20)
FG MADE	SEC ONLY
Season: 3 (3x) last vs LSU (03/04/20)	3 (3x) last vs LSU (03/04/20)
Career: 3 (3x) last vs LSU (03/04/20)	3 (2x) last vs LSU (03/04/20)
FG ATTEMPTED	SEC ONLY
Season: 4 at Florida (02/18/20)	4 at Florida (02/18/20)
Career: 6 at Providence (03/19/19)	4 at Florida (02/18/20)
3-POINT FG MADE	SEC ONLY
Season: --	--
Career: --	--
3-PT FG ATTEMPTS	SEC ONLY
Season: --	--
Career: --	--
FT MADE	SEC ONLY
Season: 4 vs LSU (03/04/20)	4 vs LSU (03/04/20)
Career: 4 vs LSU (03/04/20)	4 vs LSU (03/04/20)
FT ATTEMPTED	SEC ONLY
Season: 9 vs LSU (03/04/20)	9 vs LSU (03/04/20)
Career: 9 vs LSU (03/04/20)	9 vs LSU (03/04/20)
REBOUNDS	SEC ONLY
Season: 9 vs Tennessee (02/26/20)	9 vs Tennessee (02/26/20)
Career: 9 vs Tennessee (02/26/20)	9 vs Tennessee (02/26/20)
ASSISTS	SEC ONLY
Season: 1 (2x) last vs LSU (03/04/20)	1 vs LSU (03/04/20)
Career: 1 (3x) last vs LSU (03/04/20)	1 vs LSU (03/04/20)
STEALS	SEC ONLY
Season: 1 (3x) last at Mizzou (02/08/20)	1 (2x) last at Tennessee (02/11/20)
Career: 2 at Tennessee (01/15/19)	2 at Tennessee (01/15/19)
BLOCKED SHOTS	SEC ONLY
Season: 3 (2x) last vs Tenn (02/26/20)	3 vs Tennessee (02/26/20)
Career: 3 (2x) last vs Tenn (02/26/20)	3 vs Tennessee (02/26/20)
MINUTES	SEC ONLY
Season: 29:53 vs Tennessee (02/26/20)	29:53 vs Tennessee (02/26/20)
Career: 29:53 vs Tennessee (02/26/20)	29:53 vs Tennessee (02/26/20)



33

JIMMY WHITT JR.

G • Gr. Sr. • 6-3 • 175
Columbia, Mo. || Hickman HS

• Began career at Arkansas, transferred to SMU, returned to the Razorbacks as a graduate transfer ... B.S. in Sport Management from SMU in May 2019 ... Pursuing an M.Ed. in Adult and Lifelong Learning ... His brother, Marcus, was a GA on Coach Musselman's staff at Nevada.

• Since going scoreless vs Auburn (with 7 rebs), averaging 12.9 pts & 5.3 assists the last 8
• Games in double figure points: 66 for career • 22 for 2019-20

• Ranks 19th in the NCAA / 2nd in the SEC in Minutes/Game (37:04)

• Scoring 14.2 ppg -- 13th SEC • FG% 48.9% 98th NCAA 5th SEC
• Steals 1.40 -- 11th SEC • FG Made 172 136th NCAA 7th SEC

2019-20 HIGHLIGHTS:

• Named MVP of the Collegiate Hoops Roadshow - Razorback Regional ... Averaged 19.8 points and 8.3 rebounds while shooting 63% from the field ... Had 14 points and seven rebounds versus Montana ... Record **sixth career double-double** - first as a Razorback - vs. Texas Southern with 17 points and 10 rebounds ... Tied a then career high with 24 points vs South Dakota ... Was 11-of-14 from the field ... **SET AN ARKANSAS RECORD** for most points by a guard in the 3-point era without attempting a 3-pointer (@HogStats.com) ... Tied his then career high a second time in three games with 24 points versus Northern Kentucky with nine rebounds ... Scored 1,000th career point on an old fashion 3-point play vs the Norse ... Only scored six points on 3-of-12 shooting, but **played great defense** versus Michael Devoe, getting two blocked shots and holding Devoe to 4-of-16 shooting ... Scored 10 points and tied for team highs in both assists (4) and steals (3) vs. Valpo ... Played all 40 minutes at LSU, the first Razorback to play all 40 minutes in a regulation game since 2009) ... Scored 22 points - his most versus SEC opponent ... Also had SEC highs in FG (9), FGA (13), FT (4) and FTA (4) ... Made 7-of-8 from the free throw line, including two with eight seconds left, to seal come-from-behind win at Ole Miss ... Finished with 11 points and two steals ... In the win over Vanderbilt, scored a **career-high 30 points** while leading the team in rebounds (8) and blocked shots (2) ... Was 14-of-24, including his first 3-point attempt of the year (a desperation shot as buzzer sounded for halftime) ... The 14 made field goals **SET AN ARKANSAS RECORD** for most by a Razorback guard in the 3-point era ... **Career-best 8-of-8 from the free throw line** in scoring 14 vs Kentucky ... Added two blocked shots, two assists and a steal ... Tied for team-high honors with 20 points at Mississippi State ... Played all 40 minutes in the win over TCU ... Scored 20 ... **Locked down TCU leading scorer Desmond Bane** to just 3-of-6 FG and 8 points ... Played key role in come-from-behind win at Alabama ... Scored 26 (11-of-19) and was 4-of-4 FT while adding 4 rebounds and **SEC career-high four steals** ... Had 18 of his 26 in the second half (7-of-10 FG; 4-4 FT) ... Had six points in an 11-1 run from 3:54-1:20 to turn 3-point deficit to a 7-point lead ... Scored 15 in his return to his hometown Columbia ... Led the team with 19 points at Tennessee, going a **career-best 11-of-16 at the FT line** ... Grabbed a team-high six rebounds and handed out an SEC career-high three assists vs Mississippi State ... In the Tennessee win, had **his third game where he dominated on the defensive end** ... While he scored six points, had six rebounds and dished out four assists, Whitt shutdown UT guard Santiago Vescovi and took Tennessee out of its offense ... In the last meeting at Tennessee, Vescovi scored 20 points, making 3-of-4 from 3-point range and 5-of-6 at the line, with eight assists ... In the return game, Whitt held Vescovi to six points (3-of-8 from the field and 0-of-4 from 3-point range) with zero assists and five turnovers ... **Shined bright on Senior Night**, willing Arkansas to a win over LSU ... Had third double-double (8th career) with **26 points (2nd-best career effort)** and a **career-high 15 rebounds** (14 defensive) ... Added **five assists (tying season high and an SEC career high)** and two steals.

TRIPLE-DOUBLES (1)

Pts-Reb-Asst

11/29/18 • McNeese St. 12-10-10

DOUBLE-DOUBLES (8)

11/20/18 • Bradley 12 pts 13 reb

11/29/18 • McNeese St. * 12 pts 10 reb

01/04/19 • at Tulane % 11 pts 11 reb

01/10/19 • at UConn % 20 pts 10 reb

01/12/19 • Tulsa % 10 pts 10 reb

11/19/19 • TX Southern 17 pts 10 reb

12/07/19 • at Western Ky 17 pts 12 reb

03/04/20 • LSU 26 pts 15 reb

* - part of a triple-double % - consecutive games



JIMMY WHITT JR. 2019-20 GAME STATS

Opponent	Date	GS	Min	FG	FGA	Pct	3FG	3A	Pct	FT	FTA	Pct	O	D	Tot	Avg	PF	FO	A	TO	Blk	Stl	Pts	Avg	
RICE	11/05/19	*	28	1	4	.250	0	0	.000	0	0	.000	2	2	4	4.0	0	0	5	2	1	1	2	2.0	
NORTH TEXAS	11/12/19	*	35	5	10	.500	0	0	.000	3	4	.750	0	1	1	2.5	4	0	2	1	1	3	13	7.5	
MONTANA	11/16/19	*	28	6	12	.500	0	0	.000	2	3	.667	2	5	7	4.0	3	0	2	4	0	1	14	9.7	
TEXAS SOUTHERN	11/19/19	*	34	8	13	.615	0	0	.000	1	2	.500	2	8	10	5.5	1	0	1	0	0	0	17	11.5	
SOUTH DAKOTA	11/22/19	*	35	11	14	.786	0	0	.000	2	3	.667	1	6	7	5.8	1	0	1	0	1	3	24	14.0	
at Georgia Tech	11/25/19	*	44	3	12	.250	0	0	.000	0	2	.000	0	4	4	5.5	3	0	2	0	2	0	6	12.7	
NORTHERN KY	11/30/19	*	38	9	15	.600	0	0	.000	6	7	.857	3	6	9	6.0	4	0	2	1	0	1	24	14.3	
AUSTIN PEAY	12/03/19	*	37	7	13	.538	0	0	.000	3	4	.750	1	1	2	5.5	0	0	1	2	0	1	17	14.6	
at Western Kentucky	12/07/19	*	44	8	18	.444	0	0	.000	1	3	.333	3	9	12	6.2	5	1	4	1	0	1	17	14.9	
TULSA	12/14/19	*	33	5	8	.625	0	0	.000	1	2	.500	0	5	5	6.1	3	0	4	1	0	1	11	14.5	
vs Valparaiso	12/21/19	*	37	5	10	.500	0	0	.000	0	1	.000	2	1	3	5.8	2	0	4	3	0	3	10	14.1	
at Indiana	12/29/19	*	32	3	5	.600	0	0	.000	1	2	.500	0	3	3	5.6	3	0	3	3	1	2	7	13.5	
TEXAS A&M	01/04/20	*	37	6	11	.545	0	0	.000	0	0	.000	1	3	4	5.5	2	0	1	3	1	0	12	13.4	
at LSU	01/08/20	*	40	9	13	.692	0	0	.000	4	4	1.000	0	3	3	5.3	3	0	0	1	0	0	22	14.0	
at Ole Miss	01/11/20	*	40	2	9	.222	0	0	.000	7	8	.875	2	1	3	5.1	3	0	0	2	0	2	11	13.8	
VANDERBILT	01/15/20	*	38	14	24	.583	0	1	.000	2	4	.500	3	5	8	5.3	3	0	0	1	2	1	30	14.8	
KENTUCKY	01/18/20	*	35	3	9	.333	0	0	.000	8	8	1.000	1	4	5	5.3	2	0	2	2	2	1	14	14.8	
at Mississippi St.	01/22/20	*	39	9	15	.600	0	0	.000	2	5	.400	1	3	4	5.2	2	0	0	0	1	1	20	15.1	
TCU	01/25/20	*	40	8	15	.533	0	0	.000	4	4	1.000	0	2	2	5.1	0	0	2	1	0	1	20	15.3	
SOUTH CAROLINA	01/29/20	*	36	2	7	.286	0	0	.000	3	6	.500	2	2	4	5.0	1	0	0	0	0	1	7	14.9	
at Alabama	02/01/20	*	39	11	19	.579	0	0	.000	4	4	1.000	2	2	4	4.9	2	0	2	1	0	4	26	15.4	
AUBURN	02/04/20	*	40	0	7	.000	0	0	.000	0	0	.000	1	6	7	5.0	3	0	1	1	0	3	0	14.7	
at Missouri	02/08/20	*	40	6	18	.333	0	0	.000	3	4	.750	0	3	3	4.9	4	0	0	1	0	0	15	14.7	
at Tennessee	02/11/20	*	40	4	13	.308	0	0	.000	11	16	.688	0	2	2	4.8	1	0	1	1	0	3	19	14.9	
MISSISSIPPI ST.	02/15/20	*	40	4	8	.500	0	0	.000	0	0	.000	0	6	6	4.8	1	0	3	2	0	0	8	14.6	
at Florida	02/18/20	*	37	4	9	.444	0	0	.000	2	4	.500	3	0	3	4.8	3	0	2	2	0	3	10	14.5	
MISSOURI	02/22/20	*	39	6	12	.500	0	0	.000	2	21	1.000	0	3	3	4.7	2	0	2	1	0	1	14	14.4	
TENNESSEE	02/26/20	*	36	2	5	.400	0	0	.000	2	3	.667	2	4	6	4.8	1	0	4	1	0	2	6	14.1	
at Georgia	02/29/20	*	33	2	6	.333	0	0	.000	1	2	.500	3	1	4	4.7	4	0	6	1	0	0	5	13.8	
LSU	03/04/20	*	38	9	17	.529	0	0	.000	8	12	.667	1	14	15	5.1	3	0	5	1	1	2	26	14.2	
Totals			30	1112	172	351	.490	0	1	.000	83	119	.697	38	114	152	5.1	69	1	62	40	13	42	427	14.2

JIMMY WHITT JR. CAREER STATISTICS

Year	GP	GS	Min	Avg	FG	FGA	Pct	3FG	3FGA	Pct	FT	FTA	Pct	Off	Def	Tot	Avg	PF	FO	Asst	TO	Blk	Stl	Pts	Avg
2015-16 (ARK)	32	10	552	17.2	75	194	.387	6	16	.375	38	48	.792	11	42	53	1.7	66	0	35	31	6	20	194	6.1
2016-17 - REDSHIRTED AT SMU																									
2017-18 (SMU)	33	33	1096	33.2	140	287	.488	6	21	.286	60	101	.594	50	121	171	5.2	76	1	114	54	16	60	346	10.5
2018-19 (SMU)	30	30	1053	35.1	162	332	.488	4	28	.143	42	74	.568	62	131	193	6.4	71	1	119	44	13	43	370	12.3
2019-20 (ARK)	30	30	1112	37.1	172	351	.490	0	1	.000	83	119	.697	38	114	152	5.1	69	1	62	40	13	42	427	14.2
TOTAL	125	103	3813	30.5	549	1164	.472	16	66	.242	223	342	.652	161	408	569	4.6	282	3	330	169	48	165	1337	10.7

• PERSONAL BESTS •

POINTS	SEC ONLY
Season: 30 vs Vanderbilt (01/15/20)	30 vs Vanderbilt (01/15/20)
Career: 30 vs Vanderbilt (01/15/20)	30 vs Vanderbilt (01/15/20)
FG MADE	SEC ONLY
Season: 14 vs Vanderbilt (01/15/20)	14 vs Vanderbilt (01/15/20)
Career: 14 vs Vanderbilt (01/15/20)	14 vs Vanderbilt (01/15/20)
FG ATTEMPTED	SEC ONLY
Season: 24 vs Vanderbilt (01/15/20)	24 vs Vanderbilt (01/15/20)
Career: 24 vs Vanderbilt (01/15/20)	24 vs Vanderbilt (01/15/20)
3-POINT FG MADE	SEC ONLY
Season: --	--
Career: 2 (3x) last at UCF (03/04/18)	2 (2x), last vs LSU (02/23/16)
3-PT FG ATTEMPTS	SEC ONLY
Season: 1 vs Vanderbilt (01/15/20)	1 vs Vanderbilt (01/15/20)
Career: 6 at UCF (03/04/18)	3 vs LSU (02/23/16)
FT MADE	SEC ONLY
Season: 11 at Tennessee (02/11/20)	11 at Tennessee (02/11/20)
Career: 11 at Tennessee (02/11/20)	11 at Tennessee (02/11/20)
FT ATTEMPTED	SEC ONLY
Season: 16 at Tennessee (02/11/20)	16 at Tennessee (02/11/20)
Career: 16 at Tennessee (02/11/20)	16 at Tennessee (02/11/20)
REBOUNDS	SEC ONLY
Season: 15 vs LSU (03/04/20)	15 vs LSU (03/04/20)
Career: 15 vs LSU (03/04/20)	15 vs LSU (03/04/20)
ASSISTS	SEC ONLY
Season: 5 (2x) last vs LSU (03/04/20)	5 vs LSU (03/04/20)
Career: 10 vs McNeese (11/29/18)	5 vs LSU (03/04/20)
STEALS	SEC ONLY
Season: 4 at Alabama (02/01/20)	4 at Alabama (02/01/20)
Career: 5 (3x) vs Memphis (2/14/18)	4 at Alabama (02/01/20)
BLOCKED SHOTS	SEC ONLY
Season: 2 (3x) last vs Kentucky (01/18/20)	2 (2x) last vs Kentucky (01/18/20)
Career: 3 (2x) at Memphis (01/19/19)	2 (3x) last vs Kentucky (01/18/20)
MINUTES	SEC ONLY
Season: 43:47 at Georgia Tech (11/25/19)	40:00 at LSU (01/08/20)
Career: 43:47 at Georgia Tech (11/25/19)	40:00 at LSU (01/08/20)

35 REGGIE CHANEY

F • So. • 6-8 • 222
Tulsa, Okla. || Findlay Prep (Nev.)

DOUBLE-DOUBLES (1)	02/08/20 • Missouri 17 pts 11 rebs
DOUBLE-DIGIT REBS (3)	11/30/19 • NORTHERN KY 11
	02/01/20 • Alabama 11
	02/08/20 • Missouri 11

- Earlier this year over four game span, posted SEC career-highs in rebounds three times
 ^ 7 vs South Carolina ... then 11 at Alabama ... then 11 again at Missouri
- Has a blocked shot in 33 of his 61 career games, including 8 with at least 3 rejections (2 in 2019-20)

2019-20 HIGHLIGHTS:

- Missed the first three games ... In his debut (vs Texas Southern) was very efficient in his 19 minutes played ... **Tied a career high with four steals** ... Was 3-of-4 from the field for six points with two rebounds and a blocked shot.
- Was 3-of-3 from the field – all dunks – while adding three blocked shots.
- Posted **career highs in rebounds (11) and assists (5)** versus Northern Kentucky.
- Blocked three shots and had six rebounds in just 13 minutes at Western Kentucky.
- Led the team with seven rebounds vs Tulsa.
- Scored six with four rebounds at Indiana ... Helped hold Travce Jackson-Davis, who scored 20 in the game, to just four in the second half and no shot attempts over the final eight minutes.
- After playing single-digit minutes with zero rebounds over his previous three games, played a near perfect game versus Vanderbilt ... Was 6-of-6 from the field (including two dunks) and 2-of-2 at the free throw line ... Tied a then career-high with 14 points – was his most in an SEC game ... Added three rebounds and two assists.
- Was 4-of-5 from the field at Mississippi State in scoring eight points with two rebounds, a blocked shot and a steal.
- Got first start of the season versus TCU ... Was 0-of-3 in the first half but was 3-of-3 in the second ... The three field goals were on consecutive trips as Arkansas went from a 3-point lead to a 9-point lead.
- Pulled down a then SEC career-high seven rebounds vs South Carolina only to get **11 boards, tying overall career-high**, in the next game at Alabama ... Added two blocked shots at Bama and was a **career-best 4-of-5 at the free throw line** ... Scored four in a 6-0 as Hogs went from down one to up five ... Helped spur an 11-1 run inside the final four minutes, blocked a shot and got the rebound as the Hogs went from down one to up seven.
- Had a **BEST CAREER-GAME** at Missouri ... **Career-high 17 points** (6-of-12 FG & 5-of-7 FT) while **tying his career-high with 11 rebounds** ... Had a career-high six offensive boards ... Played a career-high 36 minutes ... Added two blocks, two steals and team-best six deflections.
- Was 4-of-4 from the field at Tennessee and made 2-of-3 at the line for 10 points ... Added six boards and two assists.
- Only played six minutes in the LSU win, but Coach Muss praised his contribution, getting one rebound and an assist.

REGGIE CHANEY 2019-20 GAME STATS

Opponent	Date	GS	Min	FG	FGA	Pct	3FG	3A	Pct	FT	FTA	Pct	O	D	Tot	Avg	PF	FO	A	TO	Blk	Stl	Pts	Avg
RICE	11/05/19	DNP																						
NORTH TEXAS	11/12/19	DNP																						
MONTANA	11/16/19	DNP																						
TEXAS SOUTHERN	11/19/19	19	3	4	.750	0	0	.000	0	1	1.000	1	1	2	2.0	0	0	0	0	1	4	6	6.0	
SOUTH DAKOTA	11/22/19	15	3	3	1.000	0	0	.000	0	0	.000	1	1	2	2.0	4	0	2	0	3	1	6	6.0	
at Georgia Tech	11/25/19	12	0	1	.000	0	0	.000	0	0	.000	1	1	2	2.0	2	0	0	1	1	1	0	4.0	
NORTHERN KY	11/30/19	24	3	5	.600	0	0	.000	0	0	.000	2	9	11	4.3	5	1	5	1	0	0	6	4.5	
AUSTIN PEAY	12/03/19	14	0	0	.000	0	0	.000	0	1	1.000	0	2	2	3.8	3	0	1	2	0	2	0	3.6	
at Western Kentucky	12/07/19	13	0	0	.000	0	0	.000	0	0	.000	2	4	6	4.2	3	0	1	2	3	0	0	3.0	
TULSA	12/14/19	18	2	2	1.000	0	0	.000	1	2	.500	0	7	7	4.6	3	0	2	1	0	1	5	3.3	
vs Valparaiso	12/21/19	13	0	1	.000	0	0	.000	3	6	.500	0	2	2	4.3	2	0	2	2	0	0	3	3.3	
at Indiana	12/29/19	17	3	4	.750	0	0	.000	0	0	.000	3	1	4	4.2	1	0	0	0	0	0	6	3.6	
TEXAS A&M	01/04/20	7	1	1	1.000	0	0	.000	0	0	.000	0	0	0	3.8	2	0	0	3	0	0	2	3.4	
at LSU	01/08/20	7	0	0	.000	0	0	.000	0	0	.000	0	0	0	3.5	4	0	1	0	0	0	0	3.1	
at Ole Miss	01/11/20	4	0	0	.000	0	0	.000	0	0	.000	0	0	0	3.2	1	0	0	1	0	0	0	2.8	
VANDERBILT	01/15/20	21	6	6	1.000	0	0	.000	2	2	1.000	2	1	3	3.2	2	0	2	2	0	0	14	3.7	
KENTUCKY	01/18/20	15	2	2	1.000	0	0	.000	0	0	.000	1	2	3	3.1	2	0	0	1	1	0	4	3.7	
at Mississippi St.	01/22/20	17	4	5	.800	0	0	.000	0	0	.000	2	0	2	3.1	2	0	0	0	1	1	8	4.0	
TCU	01/25/20 *	14	3	6	.500	0	0	.000	0	0	.000	1	0	1	2.9	1	0	0	2	0	0	6	4.1	
SOUTH CAROLINA	01/29/20 *	22	1	2	.500	0	0	.000	1	4	.250	2	5	7	3.2	4	0	0	1	0	1	3	4.1	
at Alabama	02/01/20 *	25	2	4	.500	0	0	.000	4	5	.800	5	6	11	3.6	5	1	0	1	2	1	8	4.3	
AUBURN	02/04/20 *	26	2	2	1.000	0	0	.000	0	0	.000	2	4	6	3.7	4	0	0	2	1	1	4	4.3	
at Missouri	02/08/20 *	36	6	12	.500	0	0	.000	5	7	.714	6	5	11	4.1	5	1	0	0	2	2	17	4.9	
at Tennessee	02/11/20 *	20	4	4	1.000	0	0	.000	2	3	.667	4	2	6	4.2	4	0	2	2	0	1	10	5.1	
MISSISSIPPI ST.	02/15/20 *	18	1	3	.333	0	0	.000	2	2	1.000	2	0	2	4.1	2	0	0	2	0	1	4	5.1	
at Florida	02/18/20 *	5	0	1	.000	0	0	.000	0	0	.000	0	1	1	4.0	0	0	0	0	0	0	0	4.9	
MISSOURI	02/22/20	5	0	0	.000	0	0	.000	0	2	.000	0	0	0	3.8	0	0	0	1	0	0	0	4.7	
TENNESSEE	02/26/20	8	0	1	.000	0	0	.000	0	0	.000	0	0	0	3.6	2	0	0	1	0	1	0	4.5	
at Georgia	02/29/20	2	0	1	.000	0	0	.000	0	0	.000	0	0	0	3.5	0	0	0	0	0	0	0	4.3	
LSU	03/04/20	6	1	1	1.000	0	0	.000	0	1	1.000	1	0	1	3.4	1	0	1	0	0	0	2	4.2	
Totals		7	403	47	71	.662	0	0	.000	20	36	.556	38	54	92	3.4	64	3	19	28	15	19	114	4.2

REGGIE CHANEY CAREER STATISTICS

Year	GP	GS	Min	Avg	FG	FGA	Pct	3FG	3FGA	Pct	FT	FTA	Pct	Off	Def	Tot	Avg	PF	FO	Ast	TO	Blk	Stl	Pts	Avg
2018-19	34	2	555	16.3	83	150	.553	0	0	.000	17	33	.515	40	78	118	3.5	82	2	25	46	46	21	183	5.4
2019-20	27	7	403	14.9	47	71	.662	0	0	.000	20	36	.556	38	54	92	3.4	64	3	19	28	15	19	114	4.2
TOTAL	61	9	958	15.7	130	221	.588	0	0	.000	37	69	.536	78	132	210	3.4	146	5	44	74	61	40	297	4.9

PERSONAL BESTS

POINTS	SEC ONLY
Season: 17 at Missouri (02/08/20)	17 at Missouri (02/08/20)
Career: 17 at Missouri (02/08/20)	17 at Missouri (02/08/20)
FG MADE	SEC ONLY
Season: 6 (2x) last at Missouri (02/08/20)	6 (2x) last at Missouri (02/08/20)
Career: 7 at Providence (03/19/19)	6 (3x) last at Mizzou (02/08/20)
FG ATTEMPTED	SEC ONLY
Season: 12 at Missouri (02/08/20)	12 at Missouri (02/08/20)
Career: 12 at Missouri (02/08/20)	12 at Missouri (02/08/20)
3-POINT FG MADE	SEC ONLY
Season: --	--
Career: --	--
3-PT FG ATTEMPTS	SEC ONLY
Season: --	--
Career: --	--
FT MADE	SEC ONLY
Season: 4 at Alabama (02/01/20)	4 at Alabama (02/01/20)
Career: 4 at Alabama (02/01/20)	4 at Alabama (02/01/20)
FT ATTEMPTED	SEC ONLY
Season: 6 vs Valpo (12/21/19)	5 (2x) last at Missouri (02/08/20)
Career: 6 vs Valpo (12/21/19)	5 (2x) last at Mizzou (02/08/20)
REBOUNDS	SEC ONLY
Season: 11 (3x) last at Missouri (02/08/20)	11 (2x) last at Missouri (02/08/20)
Career: 11 (3x) last at Mizzou (02/08/20)	11 (2x) last at Mizzou (02/08/20)
ASSISTS	SEC ONLY
Season: 5 vs Northern Kentucky (11/30/19)	2 (2x) last at Tennessee (02/11/20)
Career: 5 vs Northern Ky (11/30/19)	4 vs. Missouri (01/23/19)
STEALS	SEC ONLY
Season: 4 vs Texas Southern (11/19/19)	2 at Missouri (02/08/20)
Career: 4 (3x), last vs TX SOU (11/19/19)	4 vs. LSU (01/12/19)
BLOCKED SHOTS	SEC ONLY
Season: 3 (2x) last at Western Ky (12/07/19)	11 (2x) last at Mizzou (02/08/20)
Career: 7 at Providence (03/19/19)	5 vs. Georgia (01/29/19)
MINUTES	SEC ONLY
Season: 36 at Missouri (02/08/20)	36 at Missouri (02/08/20)
Career: 36 at Missouri (02/08/20)	36 at Missouri (02/08/20)



ARKANSAS RAZORBACKS

2019-20 COMBINED REPORT

RECORD:	OVERALL	HOME	AWAY	NEUTRAL
ALL GAMES	19-11	14-4	4-7	1-0
CONFERENCE	7-10	5-4	2-6	0-0
NON-CONFERENCE	12-1	9-0	2-1	1-0

##	Player	GP	GS	Min	Avg	• TOTAL •			• 3-PTS •			• REBOUNDS •			PF	FO	A	TO	Blk	Stl	Pts	Avg
						FG	FGA	Pct	3FG	FGA	Pct	FT	FTA	Pct								
15	Mason Jones	29	28	983	33.9	177	398	.445	58	176	.330	219	264	.830	21	140	161	5.6	91	3	99	21.8
1	Isaiah Joe	24	23	867	36.1	119	327	.364	84	247	.340	77	87	.885	13	85	98	4.1	39	0	44	16.6
33	Jimmy Whitt Jr.	30	30	1112	37.1	172	351	.490	0	1	.000	83	119	.697	38	114	152	5.1	69	1	62	14.2
3	Desi Sills	30	24	948	31.6	111	263	.422	42	134	.313	52	83	.627	18	74	92	3.1	88	3	35	10.5
2	Adrio Bailey	30	29	701	23.4	76	154	.494	15	38	.395	33	63	.524	33	100	133	4.4	101	6	18	6.7
35	Reggie Chaney	27	7	403	14.9	47	71	.662	0	0	.000	20	36	.556	38	54	92	3.4	64	3	19	4.2
5	Jalen Harris	30	4	720	24.0	37	101	.366	16	57	.281	36	49	.735	10	57	67	2.2	75	2	68	4.2
24	Ethan Henderson	18	4	148	8.2	12	20	.600	0	0	.000	6	15	.400	15	23	38	2.1	29	1	2	1.7
0	Jeantal Cylla	26	1	199	7.7	10	35	.286	2	13	.154	6	11	.545	8	30	38	1.5	30	0	4	1.1
14	Jamario Bell	4	0	8	2.0	0	0	.000	0	0	.000	0	0	.000	0	2	2	0.5	3	0	0	0.0
12	Ty Stevens	6	0	5	0.8	0	1	.000	0	0	.000	0	3	.000	0	0	0	0.0	0	0	0	0.0
13	Emeka Obukwelu	6	0	6	1.0	0	2	.000	0	2	.000	0	0	.000	2	3	5	0.8	0	0	0	0.0
TEAM.....															31	41	72	2.5	0		8	0
ARKANSAS.....						761	1723	.442	217	668	.325	532	730	.729	227	723	950	31.7	589	19	351	75.7
Opponents.....						725	1695	.428	150	558	.269	478	680	.703	324	827	1151	38.4	648	-	301	69.3

Team Statistics	ARK	OPP
SCORING	2271	2078
Points per game	75.7	69.3
Scoring margin	+6.4	-
FIELD GOALS-ATT	761-1723	725-1695
Field goal pct	.442	.428
3 POINT FG-ATT	217-668	150-558
3-point FG pct	.325	.269
3-pt FG made per game	7.2	5.0
FREE THROWS-ATT	532-730	478-680
Free throw pct	.729	.703
F-Throws made per game	17.7	15.9
REBOUNDS	950	1151
Rebounds per game	31.7	38.4
Rebounding margin	-6.7	-
ASSISTS	351	301
Assists per game	11.7	10.0
TURNOVERS	340	481
Turnovers per game	11.3	16.0
Turnover margin	+4.7	-
Assist/turnover ratio	1.0	0.6
STEALS	242	146
Steals per game	8.1	4.9
BLOCKS	110	92
Blocks per game	3.7	3.1
ATTENDANCE	278632	127325
Home games-Avg/Game	18-15480	11-10154
Neutral site-Avg/Game	-	1-15630

SCORE BY PERIODS:	1st	2nd	OT	Total
Arkansas	1026	1217	28	2271
Opponents	955	1082	41	2078

Date	Opponent	Result	Score	Attend
11/05/19	RICE	W	91-43	17274
11/12/19	NORTH TEXAS	W	66-43	12001
+ 11/16/19	MONTANA	W	64-46	13058
+ 11/19/19	TEXAS SOUTHERN	W	82-51	11182
+ 11/22/19	SOUTH DAKOTA	W	77-56	12581
11/25/19	at Georgia Tech	WOT	62-61	6547
+ 11/30/19	NORTHERN KENTUCKY	W	66-60	14080
12/03/19	AUSTIN PEAY	W	69-61	11995
12/07/19	at Western Kentucky	LOT	79-86	6862
12/14/19	TULSA	W	98-79	15589
! 12/21/19	vs Valparaiso	W	72-68	15630
12/29/19	at Indiana	W	71-64	14892
* 01/04/20	TEXAS A&M	W	69-59	19200
* 01/08/20	at LSU	L	77-79	8662
* 01/11/20	at Ole Miss	W	76-72	8233
* 01/15/20	VANDERBILT	W	75-55	14321
* 01/18/20	#10/12 KENTUCKY	L	66-73	19200
* 01/22/20	at Mississippi State	L	70-77	6337
% 01/25/20	TCU	W	78-67	19200
* 01/29/20	SOUTH CAROLINA	L	77-79	14085
* 02/01/20	at Alabama	W	82-78	12461
* 02/04/20	AUBURN	LOT	76-79	17196
* 02/08/20	at Missouri	LOT	79-83	11439
* 02/11/20	at Tennessee	L	61-82	17222
* 02/15/20	MISSISSIPPI ST.	L	77-78	19200
* 02/18/20	at Florida	L	59-73	9023
* 02/22/20	MISSOURI	W	78-68	19200
* 02/26/20	TENNESSEE	W	86-69	14101
* 02/29/20	at Georgia	L	89-99	10017
* 03/04/20	LSU	W	99-90	15169

+ = Collegiate Hoops Roadshow (Razorback Regional)

! = played at Simmons Bank Arena (North Little Rock, Ark.)

* = SEC game

% = Big 12/SEC Challenge

ARKANSAS RAZORBACKS

2019-20 SEASON RESULTS & LEADERS

RECORD:	OVERALL	HOME	AWAY	NEUTRAL
ALL GAMES	19-11	14-4	4-7	1-0
CONFERENCE	7-10	5-4	2-6	0-0
NON-CONFERENCE	12-1	9-0	2-1	1-0

DATE	TIME (CT)	OPPONENT	TV	RESULT	ATTEND	RECORD (SEC)	HIGH POINTS	HIGH REBOUNDS
11/05/19	7:00 pm	RICE	SEC Network Plus	W 91-43	17274	1-0	-- (32)Mason Jones	(9)Adrio Bailey
11/12/19	7:00 pm	NORTH TEXAS	SEC Network Plus	W 66-43	12001	2-0	-- (16)Mason Jones (16)Isaiah Joe	(6)Mason Jones (6)Desi Sills
11/16/19	4:00 pm	+ MONTANA	SEC Network Plus	W 64-46	13058	3-0	-- (19)Mason Jones	(11)Adrio Bailey
11/19/19	7:00 pm	+ TEXAS SOUTHERN	SEC Network Plus	W 82-51	11182	4-0	-- (33)Isaiah Joe	(10)Jimmy Whitt Jr.
11/22/19	8:00 pm	+ SOUTH DAKOTA	SEC Network	W 77-56	12581	5-0	-- (24)Jimmy Whitt Jr.	(7)Jimmy Whitt Jr. (7)Mason Jones
11/25/19	6:00 pm	at Georgia Tech	ACC Network	W (OT) 62-61	6547	6-0	-- (24)Mason Jones	(9)Isaiah Joe
11/30/19	4:00 pm	+ NORTHERN KENTUCKY	SEC Network Plus	W 66-60	14080	7-0	-- (24)Jimmy Whitt Jr.	(11)Reggie Chaney
12/03/19	7:00 pm	AUSTIN PEAY	SEC Network Plus	W 69-61	11995	8-0	-- (17)Jimmy Whitt Jr.	(6)Isaiah Joe
12/07/19	6:30 pm	at Western Kentucky	CBS Sports Network	79-86 L (OT)	6862	8-1	--- (20)Desi Sills	(12)Jimmy Whitt Jr.
12/14/19	12:30 pm	TULSA	ESPNU	W 98-79	15589	9-1	-- (41)Mason Jones	(7)Reggie Chaney
12/21/19	7:00 pm	! vs Valparaiso	--	W 72-68	15630	10-1	-- (21)Isaiah Joe	(9)Mason Jones
12/29/19	TBA	at Indiana	Big Ten Network	W 71-64	14892	11-1	-- (24)Isaiah Joe	(8)Adrio Bailey
01/04/20	6:00 pm	* TEXAS A&M	SEC Network	W 69-59	19200	12-1	1-0 (17)Isaiah Joe (17)Mason Jones	(6)Mason Jones
01/08/20	8:00 pm	* at LSU	ESPNU	77-79 L	8662	12-2	1-1 (24)Mason Jones	(7)Adrio Bailey
01/11/20	5:00 pm	* at Ole Miss	SEC Network	W 76-72	8233	13-2	2-1 (34)Isaiah Joe	(6)Mason Jones
01/15/20	7:30 pm	* VANDERBILT	SEC Network	W 75-55	14321	14-2	3-1 (30)Jimmy Whitt Jr.	(8)Jimmy Whitt Jr.
01/18/20	3:00 pm	* #10/12 KENTUCKY	ESPN	66-73 L	19200	14-3	3-2 (19)Mason Jones	(6)Mason Jones
01/22/20	6:00 pm	* at Mississippi State	SEC Network	70-77 L	6337	14-4	3-3 (20)Jimmy Whitt Jr. (20)Mason Jones	(7)Mason Jones (7)Isaiah Joe
01/25/20	3:00 pm	% TCU	ESPN2	W 78-67	19200	15-4	-- (20)Jimmy Whitt Jr. (20)Mason Jones	(6)Adrio Bailey
01/29/20	7:30 pm	* SOUTH CAROLINA	SEC Network	77-79 L	14085	15-5	3-4 (34)Mason Jones	(12)Mason Jones
02/01/20	5:00 pm	* at Alabama	SEC Network	W 82-78	12461	16-5	4-4 (30)Mason Jones	(11)Reggie Chaney
02/04/20	6:00 pm	* AUBURN	SEC Network	76-79 L (OT)	17196	16-6	4-5 (40)Mason Jones	(7)Jimmy Whitt Jr. (7)Adrio Bailey
02/08/20	2:30 pm	* at Missouri	SEC Network	79-83 L (OT)	11439	16-7	4-6 (17)Mason Jones (17)Reggie Chaney	(11)Reggie Chaney
02/11/20	6:00 pm	* at Tennessee	SEC Network	61-82 L	17222	16-8	4-7 (19)Jimmy Whitt Jr.	(6)Reggie Chaney
02/15/20	Noon	* MISSISSIPPI STATE	SEC Network	77-78 L	19200	16-9	4-8 (38)Mason Jones	(6)Mason Jones (6)Jimmy Whitt Jr.
02/18/20	6:00 pm	* at Florida	ESPNU	59-73 L	9023	16-10	4-9 (21)Mason Jones	(8)Adrio Bailey
02/22/20	Noon	* MISSOURI	SEC Network	W 78-68	19200	17-10	5-9 (21)Isaiah Joe	(8)Mason Jones
02/26/20	7:30 pm	* TENNESSEE	SEC Network	W 86-69	14101	18-10	6-9 (37)Mason Jones	(9)Ethan Henderson
02/29/20	5:00 pm	* at Georgia	SEC Network	89-99 L	10017	18-11	6-10 (26)Isaiah Joe (26)Mason Jones	(6)Desi Sills
03/04/20	6:00 pm	* LSU	SEC Network	W 99-90	15169	19-11	7-10 (36)Mason Jones	(15)Jimmy Whitt Jr.
03/07/20	3:30 pm	* at Texas A&M	SEC Network					
03/11-15/20		^ SEC Tournament						

Home Games in CAPS | * - Southeastern Conference game | + = College Hoops Roadshow presented by AtmosAir - Razorback Regional
! - at Simmons Bank Arena (North Little Rock, Ark.) | % - Big 12/SEC Challenge | ^ - SEC Tournament (Nashville, Tenn. - Bridgestone Arena)

ATTENDANCE SUMMARY	GAMES	TOTALS	AVG/GAME
HOME	18	278632	15480
AWAY	11	111695	10154
NEUTRAL	1	15630	15630
TOTAL	30	405957	13532

ARKANSAS RAZORBACKS

2019-20 SEASON STATISTICS • ALL GAMES

RECORD:	OVERALL	HOME	AWAY	NEUTRAL
ALL GAMES	19-11	14-4	4-7	1-0
CONFERENCE	7-10	5-4	2-6	0-0
NON-CONFERENCE	12-1	9-0	2-1	1-0

##	Player	GP	GS	Min	Avg	• TOTAL •			• 3-PTS •			• REBOUNDS •				PF	FO	A	TO	Blk	St	Pts	Avg			
						FG	FGA	Pct	3FG	FGA	Pct	FT	FTA	Pct	Off									Def	Tot	Avg
15	Mason Jones	29	28	983	33.9	177	398	.445	58	176	.330	219	264	.830	21	140	161	5.6	91	3	99	91	6	45	631	21.8
1	Isaiah Joe	24	23	867	36.1	119	327	.364	84	247	.340	77	87	.885	13	85	98	4.1	39	0	44	40	7	35	399	16.6
33	Jimmy Whitt Jr.	30	30	1112	37.1	172	351	.490	0	1	.000	83	119	.697	38	114	152	5.1	69	1	62	40	13	42	427	14.2
3	Desi Sills	30	24	948	31.6	111	263	.422	42	134	.313	52	83	.627	18	74	92	3.1	88	3	35	41	4	30	316	10.5
2	Adrio Bailey	30	29	701	23.4	76	154	.494	15	38	.395	33	63	.524	33	100	133	4.4	101	6	18	36	42	38	200	6.7
35	Reggie Chaney	27	7	403	14.9	47	71	.662	0	0	.000	20	36	.556	38	54	92	3.4	64	3	19	28	15	19	114	4.2
5	Jalen Harris	30	4	720	24.0	37	101	.366	16	57	.281	36	49	.735	10	57	67	2.2	75	2	68	42	7	27	126	4.2
24	Ethan Henderson	18	4	148	8.2	12	20	.600	0	0	.000	6	15	.400	15	23	38	2.1	29	1	2	2	9	3	30	1.7
0	Jeantal Cylla	26	1	199	7.7	10	35	.286	2	13	.154	6	11	.545	8	30	38	1.5	30	0	4	12	4	3	28	1.1
14	Jamario Bell	4	0	8	2.0	0	0	.000	0	0	.000	0	0	.000	0	2	2	0.5	3	0	0	0	3	0	0	0.0
12	Ty Stevens	6	0	5	0.8	0	1	.000	0	0	.000	0	3	.000	0	0	0	0.0	0	0	0	0	0	0	0	0.0
13	Emeka Obukwelu	6	0	6	1.0	0	2	.000	0	2	.000	0	0	.000	2	3	5	0.8	0	0	0	0	0	0	0	0.0
TM	TEAM.....														31	41	72	2.5	0		8				0	
	ARKANSAS.....	30				761	1723	.442	217	668	.325	532	730	.729	227	723	950	31.7	589	19	351	340	110	242	2271	75.7
	Opponents.....	30				725	1695	.428	150	558	.269	478	680	.703	324	827	1151	38.4	648	-	301	481	92	146	2078	69.3

SCORE BY PERIODS:	1st	2nd	OT	Total
Arkansas	1026	1217	28	2271
Opponents	955	1082	41	2078

DEADBALL REBOUNDS:	OFF	DEF	TOTAL
Arkansas	87	25	112
Opponents	99	18	117

ARKANSAS RAZORBACKS

2019-20 STATISTICS • SEC GAMES ONLY

RECORD:	OVERALL	HOME	AWAY
SEC ONLY	7-10	5-4	2-6

##	Player	GP	GS	• TOTAL •			• 3-PTS •			• REBOUNDS •																
				Min	Avg	FG	FGA	Pct	3FG	FGA	Pct	FT	FTA	Pct	Off	Def	Tot	Avg	PF	FO	A	TO	Blk	St	Pts	Avg
15	Mason Jones	17	16	603	35.5	109	257	.424	34	108	.315	142	177	.802	10	78	88	5.2	58	3	65	49	2	24	394	23.2
1	Isaiah Joe	12	11	420	35.0	55	152	.362	39	116	.336	41	43	.953	4	38	42	3.5	21	0	17	15	3	15	190	15.8
33	Jimmy Whitt Jr.	17	17	647	38.1	93	202	.460	0	1	.000	59	82	.720	22	61	83	4.9	40	0	29	21	7	24	245	14.4
3	Desi Sills	17	12	553	32.5	60	144	.417	27	74	.365	34	55	.618	12	42	54	3.2	49	2	18	17	0	14	181	10.6
2	Adrio Bailey	17	16	372	21.9	42	85	.494	11	28	.393	15	34	.441	13	55	68	4.0	67	6	7	19	19	15	110	6.5
35	Reggie Chaney	17	6	244	14.4	30	45	.667	0	0	.000	16	26	.615	27	26	53	3.1	40	2	6	17	7	10	76	4.5
5	Jalen Harris	17	3	404	23.8	19	57	.333	8	31	.258	18	26	.692	4	29	33	1.9	43	2	35	19	2	14	64	3.8
24	Ethan Henderson	12	4	114	9.5	9	16	.563	0	0	.000	6	14	.429	12	14	26	2.2	22	1	1	0	4	2	24	2.0
0	Jeantal Cylla	14	0	80	5.7	3	10	.300	1	3	.333	5	9	.556	4	12	16	1.1	16	0	3	3	0	3	12	0.9
14	Jamario Bell	3	0	7	2.3	0	0	.000	0	0	.000	0	0	.000	0	2	2	0.7	2	0	0	0	2	0	0	0.0
12	Ty Stevens	3	0	2	0.7	0	0	.000	0	0	.000	0	0	.000	0	0	0	0.0	0	0	0	0	0	0	0	0.0
13	Emeka Obukwelu	4	0	4	1.0	0	1	.000	0	1	.000	0	0	.000	1	1	2	0.5	0	0	0	0	0	0	0	0.0
TM	TEAM.....														18	20	38	2.4	0		6				0	
	RAZORBACKS.....	17				420	969	.433	120	362	.331	336	466	.721	127	378	505	29.7	358	16	181	166	46	121	1296	76.2
	Opponents.....	17				434	953	.455	96	320	.300	329	452	.728	186	483	669	39.4	388	-	176	242	61	72	1293	76.1

SCORE BY PERIODS:	1st	2nd	OT	Total
Arkansas	576	701	19	1296
Opponents	598	669	26	1293

DEADBALL REBOUNDS:	OFF	DEF	TOTAL
Arkansas	57	15	72
Opponents	63	11	74

2019-20 RAZORBACK GAME-BY-GAME STATISTICS

Opponent	Date	Score	W/L	• TOTAL •			• 3-PTRS •						• REBOUNDS •										
				FG	FGA	Pct	3FG	FGA	Pct	FT	FTA	Pct	Off	Def	Tot	Avg	PF	A	TO	Blk	Stl	Pts	Avg
RICE	11/05/19	91-43	W	37	67	.552	10	25	.400	7	11	.636	10	35	45	45.0	16	19	21	5	14	91	91.0
NORTH TEXAS	11/12/19	66-43	W	20	45	.444	6	22	.273	20	24	.833	4	20	24	34.5	15	8	10	5	11	66	78.5
MONTANA	11/16/19	64-46	W	20	54	.370	4	20	.200	20	26	.769	14	23	37	35.3	18	9	13	2	11	64	73.7
TEXAS SOUTHERN	11/19/19	82-51	W	31	71	.437	6	26	.231	14	18	.778	11	25	36	35.5	14	13	10	10	13	82	75.8
SOUTH DAKOTA	11/22/19	77-56	W	31	66	.470	4	20	.200	11	12	.917	7	29	36	35.6	20	11	8	6	8	77	76.0
at Georgia Tech	11/25/19	62-61	Wot	22	59	.373	7	25	.280	11	16	.688	3	27	30	34.7	22	14	14	4	15	62	73.7
NORTHERN KY	11/30/19	66-60	W	23	55	.418	3	18	.167	17	22	.773	8	29	37	35.0	14	18	12	1	5	66	72.6
AUSTIN PEAY	12/03/19	69-61	W	22	46	.478	9	23	.391	16	18	.889	5	22	27	34.0	19	11	20	6	9	69	72.1
at Western Kentucky	12/07/19	79-86	Lot	28	67	.418	9	30	.300	14	20	.700	10	29	39	34.6	23	10	16	5	4	79	72.9
TULSA	12/14/19	98-79	W	34	60	.567	11	30	.367	19	29	.655	5	26	31	34.2	22	18	8	7	12	98	75.4
vs Valparaiso	12/21/19	72-68	W	21	52	.404	10	27	.370	20	31	.645	6	36	42	34.9	14	14	19	8	9	72	75.1
at Indiana	12/29/19	71-64	W	25	62	.403	12	31	.387	9	12	.750	9	26	35	34.9	18	11	11	3	5	71	74.8
TEXAS A&M	01/04/20	69-59	W	24	58	.414	10	29	.345	11	15	.733	8	19	27	34.3	17	12	9	2	9	69	74.3
at LSU	01/08/20	77-79	L	26	58	.448	8	25	.320	17	18	.944	3	21	24	33.6	22	9	7	4	8	77	74.5
at Ole Miss	01/11/20	76-72	W	23	56	.411	8	20	.400	22	27	.815	5	23	28	33.2	18	13	10	4	7	76	74.6
VANDERBILT	01/15/20	75-55	W	31	64	.484	5	20	.250	8	15	.533	9	29	38	33.5	19	19	7	3	5	75	74.6
KENTUCKY	01/18/20	66-73	L	19	57	.333	8	26	.308	20	30	.667	8	21	29	33.2	22	8	11	5	8	66	74.1
at Mississippi St.	01/22/20	70-77	L	30	63	.476	4	20	.200	6	11	.545	7	24	31	33.1	23	12	7	5	5	70	73.9
TCU	01/25/20	78-67	W	27	50	.540	6	9	.667	18	25	.720	8	18	26	32.7	16	14	12	2	5	78	74.1
SOUTH CAROLINA	01/29/20	77-79	L	22	54	.407	7	26	.269	26	40	.650	7	29	36	32.9	23	8	16	1	5	77	74.2
at Alabama	02/01/20	82-78	W	28	59	.475	6	16	.375	20	29	.690	11	23	34	33.0	19	7	10	2	11	82	74.6
AUBURN	02/04/20	76-79	Lot	25	59	.424	10	25	.400	16	26	.615	6	21	27	32.7	22	11	10	2	14	76	74.7
at Missouri	02/08/20	79-83	Lot	24	62	.387	3	14	.214	28	39	.718	11	24	35	32.8	32	8	14	3	8	79	74.9
at Tennessee	02/11/20	61-82	L	15	49	.306	5	16	.313	26	36	.722	11	18	29	32.6	26	6	14	2	9	61	74.3
MISSISSIPPI ST.	02/15/20	77-78	L	24	52	.462	6	16	.375	23	26	.885	7	19	26	32.4	18	10	13	1	4	77	74.4
at Florida	02/18/20	59-73	L	22	55	.400	3	16	.188	12	19	.632	11	15	26	32.1	22	9	12	1	6	59	73.8
MISSOURI	02/22/20	78-68	W	25	53	.472	12	25	.480	16	20	.800	2	21	23	31.8	17	13	8	2	6	78	74.0
TENNESSEE	02/26/20	86-69	W	25	52	.481	9	23	.391	27	33	.818	8	20	28	31.6	22	9	7	3	7	86	74.4
at Georgia	02/29/20	89-99	L	29	62	.468	9	24	.375	22	28	.786	7	22	29	31.6	21	13	6	3	5	89	74.9
LSU	03/04/20	99-90	W	28	56	.500	7	21	.333	36	54	.667	6	29	35	31.7	15	14	5	3	4	99	75.7
Arkansas		2271		761	1723	.442	217	668	.325	532	730	.729	227	723	950	31.7	589	351	340	110	242	2271	75.7
Opponents		2078		725	1695	.428	150	558	.269	478	680	.703	324	827	1151	38.4	648	301	481	92	146	2078	69.3

Games played: 30

Points/game: 75.7

FG Pct: 44.2

3FG Pct: 32.5

FT Pct: 72.9

Rebounds/game: 31.7

Assists/game: 11.7

Turnovers/game: 11.3

Assist/turnover ratio: 1.0

Steals/game: 8.1

Blocks/game: 3.7

2019-20 OPPONENT GAME-BY-GAME STATISTICS

Opponent	Date	Score	W/L	• TOTAL •			• 3-PTRS •						• REBOUNDS •										
				FG	FGA	Pct	3FG	FGA	Pct	FT	FTA	Pct	Off	Def	Tot	Avg	PF	A	TO	Blk	Stl	Pts	Avg
RICE	11/05/19	91-43	W	16	56	.286	2	25	.080	9	15	.600	6	21	27	27.0	16	7	27	2	9	43	43.0
NORTH TEXAS	11/12/19	66-43	W	17	51	.333	2	17	.118	7	12	.583	14	23	37	32.0	22	8	18	0	3	43	43.0
MONTANA	11/16/19	64-46	W	18	56	.321	2	16	.125	8	14	.571	15	24	39	34.3	22	10	23	5	5	46	44.0
TEXAS SOUTHERN	11/19/19	82-51	W	19	55	.345	2	11	.182	11	19	.579	12	27	39	35.5	20	8	24	6	4	51	45.8
SOUTH DAKOTA	11/22/19	77-56	W	22	55	.400	3	12	.250	9	14	.643	6	24	30	34.4	15	11	13	1	5	56	47.8
at Georgia Tech	11/25/19	62-61	Wot	22	53	.415	2	12	.167	15	22	.682	10	37	47	36.5	16	7	24	1	6	61	50.0
NORTHERN KY	11/30/19	66-60	W	20	51	.392	8	24	.333	12	15	.800	5	27	32	35.9	19	9	12	4	10	60	51.4
AUSTIN PEAY	12/03/19	69-61	W	22	53	.415	6	19	.316	11	13	.846	10	20	30	35.1	21	8	21	0	4	61	52.6
at Western Kentucky	12/07/19	79-86	Lot	31	67	.463	5	19	.263	19	28	.679	12	32	44	36.1	19	11	15	4	7	86	56.3
TULSA	12/14/19	98-79	W	28	64	.438	4	18	.222	19	27	.704	14	25	39	36.4	23	10	13	1	5	79	58.6
vs Valparaiso	12/21/19	72-68	W	27	72	.375	7	25	.280	7	11	.636	9	34	43	37.0	27	13	16	1	9	68	59.5
at Indiana	12/29/19	71-64	W	25	59	.424	5	21	.238	9	18	.500	12	29	41	37.3	17	12	14	3	4	64	59.8
TEXAS A&M	01/04/20	69-59	W	21	45	.467	4	14	.286	13	20	.650	8	26	34	37.1	15	8	17	1	6	59	59.8
at LSU	01/08/20	77-79	L	27	66	.409	4	15	.267	21	28	.750	23	30	53	38.2	16	8	13	5	1	79	61.1
at Ole Miss	01/11/20	76-72	W	22	54	.407	3	13	.231	25	26	.962	10	30	40	38.3	24	6	16	4	5	72	61.9
VANDERBILT	01/15/20	75-55	W	19	48	.396	5	20	.250	12	22	.545	4	26	30	37.8	17	12	16	1	0	55	61.4
KENTUCKY	01/18/20	66-73	L	24	54	.444	5	14	.357	20	27	.741	12	35	47	38.4	24	12	16	5	5	73	62.1
at Mississippi St.	01/22/20	70-77	L	22	57	.386	6	19	.316	27	31	.871	11	30	41	38.5	15	12	9	4	4	77	62.9
TCU	01/25/20	78-67	W	24	50	.480	6	19	.316	13	20	.650	13	21	34	38.3	23	11	19	3	3	67	63.2
SOUTH CAROLINA	01/29/20	77-79	L	28	55	.509	6	20	.300	17	33	.515	5	31	36	38.2	33	14	16	2	4	79	64.0
at Alabama	02/01/20	82-78	W	27	60	.450	8	31	.258	16	24	.667	15	26	41	38.3	25	11	17	6	7	78	64.6
AUBURN	02/04/20	76-79	Lot	25	57	.439	8	31	.258	21	30	.700	15	29	44	38.5	23	11	18	4	3	79	65.3
at Missouri	02/08/20	79-83	Lot	23	60	.383	3	16	.188	34	44	.773	16	36	52	39.1	27	6	17	2	8	83	66.0
at Tennessee	02/11/20	61-82	L	26	53	.491	6	16	.375	24	30	.800	11	29	40	39.2	26	17	11	6	7	82	66.7
MISSISSIPPI ST.	02/15/20	77-78	L	30	51	.588	3	7	.429	15	22	.682	4	24	28	38.7	23	9	16	6	5	78	67.2
at Florida	02/18/20	59-73	L	23	46	.500	6	16	.375	21	25	.840	8	28	36	38.6	18	7	15	5	5	73	67.4
MISSOURI	02/22/20	78-68	W	24	56	.429	4	21	.190	16	20	.800	10	26	36	38.5	20	13	13	3	4	68	67.4
TENNESSEE	02/26/20	86-69	W	24	54	.444	4	17	.235	17	27	.630	11	20	31	38.2	24	8	12	2	3	69	67.5
at Georgia	02/29/20	89-99	L	38	67	.567	10	23	.435	13	20	.650	13	27	40	38.3	23	12	10	2	2	99	68.6
LSU	03/04/20	99-90	W	31	70	.443	11	27	.407	17	23	.739	10	30	40	38.4	35	10	10	3	3	90	69.3
Opponents		2078		725	1695	.428	150	558	.269	478	680	.703	324	827	1151	38.4	648	301	481	92	146	2078	69.3
Arkansas		2271		761	1723	.442	217	668	.325	532	730	.729	227	723	950	31.7	589	351	340	110	242	2271	75.7

Games played: 30

Points/game: 69.3

FG Pct: 42.8

3FG Pct: 26.9

FT Pct: 70.3

Rebounds/game: 38.4

Assists/game: 10.0

Turnovers/game: 16.0

Assist/turnover ratio: 0.6

Steals/game: 4.9

Blocks/game: 3.1

ARKANSAS RAZORBACKS

2019-20 GAME-BY-GAME POINTS-ASSISTS-REBOUNDS

Opponent	Date	Score	WL	0	1	2	3	5	12	13	14	15	24	33	35
				CYLLA	JOE	BAILEY	SILLS	HARRIS	STEVENS	OBUKWELU	BELL	JONES	HENDERSON	WHITT	CHANEY
RICE	11/05/19	91-43	W	5-6-0	24-5-7	8-9-1	8-1-2	10-4-1	0-0-0	0-3-0	--	32-7-3	2-3-0	2-4-5	DNP
N TX	11/12/19	66-43	W	2-2-0	16-3-2	8-5-0	9-6-1	2-0-1	DNP	DNP	--	16-6-2	DNP	13-1-2	DNP
MONT	11/16/19	64-46	W	0-2-0	9-5-2	12-11-1	5-3-0	5-1-0	DNP	DNP	--	19-5-4	DNP	14-7-2	DNP
TX SOU	11/19/19	82-51	W	2-1-0	33-4-1	4-4-3	10-2-2	2-5-5	0-0-0	DNP	--	6-2-1	2-2-0	17-10-1	6-2-0
SD	11/22/19	77-56	W	7-4-0	5-5-5	7-3-0	6-4-1	8-1-2	DNP	DNP	--	14-7-0	DNP	24-7-1	6-2-2
at GA TECH	11/25/19	62-61	WOT	0-1-0	13-9-1	8-3-3	11-5-4	0-0-1	DNP	DNP	--	24-6-3	DNP	6-4-2	0-1-0
NKU	11/30/19	66-60	W	0-0-0	10-0-4	4-3-1	17-4-1	5-4-5	DNP	DNP	DNP	DNP-Inj	DNP	24-9-2	6-11-5
APSU	12/03/19	69-61	W	0-0-0	16-6-1	4-2-2	8-1-1	6-4-3	DNP	DNP	DNP	16-4-2	2-4-0	17-2-1	0-2-1
at WKU	12/07/19	79-86	LOT	0-0-0	18-4-2	7-4-0	20-1-0	9-1-2	DNP	DNP	DNP	8-9-1	0-0-0	17-12-4	0-6-1
TULSA	12/14/19	98-79	W	0-0-0	20-3-1	8-3-0	9-0-3	4-3-3	0-0-0	0-0-0	0-0-0	41-6-4	0-3-1	11-5-4	5-7-2
vs VALPO	12/21/19	72-68	W	0-2-0	21-7-1	10-5-0	4-5-0	4-6-3	DNP	DNP	DNP	20-9-4	DNP	10-3-4	3-2-2
at IND	12/29/19	71-64	W	DNP	24-5-0	3-8-0	10-5-1	0-1-1	DNP	DNP	DNP	21-6-6	DNP	7-3-3	6-4-0
TX A&M	01/04/20	69-59	W	0-1-0	17-5-2	2-1-0	13-4-1	6-4-5	DNP	DNP	DNP	17-6-3	DNP	12-4-1	2-0-0
at LSU	01/08/20	77-79	L	DNP	13-3-1	8-7-0	8-2-1	2-1-2	DNP	DNP	DNP	24-5-4	0-0-0	22-3-0	0-0-1
at OM	01/11/20	76-72	W	1-5-0	34-4-2	8-5-1	9-3-0	0-2-1	DNP	DNP	DNP	13-6-9	DNP	11-3-0	0-0-0
VANDY	01/15/20	75-55	W	0-0-0	12-4-3	3-5-0	13-7-2	2-2-4	0-0-0	0-0-0	0-1-0	1-7-8	0-0-0	30-8-0	14-3-2
UK	01/18/20	66-73	L	DNP	13-5-0	6-5-2	4-2-1	6-2-1	DNP	DNP	DNP	19-6-2	DNP	14-5-2	4-3-0
at MSU	01/22/20	70-77	L	5-2-1	5-7-3	6-4-0	2-1-2	4-0-2	DNP	DNP	DNP	20-7-4	DNP	20-4-0	8-2-0
TCU	01/25/20	78-67	W	0-4-1	DNP-Inj	7-6-0	18-2-1	7-4-6	DNP	DNP	DNP	20-5-4	0-0-0	20-2-2	6-1-0
USC	01/29/20	77-79	L	0-0-0	16-1-0	4-2-0	9-3-1	4-5-3	DNP	DNP	DNP	34-12-4	0-0-0	7-3-0	3-7-0
at BAMA	02/01/20	82-78	W	0-2-0	0-1-0	0-1-0	7-1-2	11-2-2	DNP	DNP	DNP	30-5-1	DNP	26-4-2	8-11-0
AUB	02/04/20	76-79	LOT	0-0-0	DNP-Inj	11-7-1	14-1-2	7-2-2	DNP	DNP	DNP	40-3-5	0-1-0	0-7-1	4-6-0
at MIZ	02/08/20	79-83	LOT	0-2-1	DNP-Inj	10-3-1	12-4-1	7-4-4	0-0-0	DNP	DNP	17-5-1	1-0-0	15-3-0	17-11-0
at UT	02/11/20	61-82	L	4-1-1	DNP-Inj	6-3-0	11-4-0	0-2-0	0-0-0	0-2-0	0-1-0	9-2-2	2-4-0	19-2-1	10-6-2
MSU	02/15/20	77-78	L	0-1-0	DNP-Inj	10-4-1	15-3-2	0-1-2	DNP	DNP	0-0-0	38-6-2	2-3-0	8-6-3	4-2-0
at UF	02/18/20	59-73	L	2-2-0	DNP-Inj	16-8-0	0-3-0	3-2-2	DNP	0-0-0	DNP	21-3-5	7-3-0	10-3-2	0-1-0
MIZ	02/22/20	78-68	W	0-0-0	21-3-3	11-5-0	17-3-1	3-0-3	DNP	DNP	DNP	12-8-4	0-0-0	14-3-2	0-0-0
UT	02/26/20	86-69	W	0-0-0	22-3-1	2-2-0	13-4-0	4-0-1	DNP	0-0-0	DNP	37-2-3	2-9-0	6-6-4	0-0-0
LSU	03/04/20	99-90	W	0-0-0	11-3-1	1-2-1	13-3-2	0-0-0	DNP	DNP	DNP	36-2-3	10-6-1	26-15-5	2-1-1

ARKANSAS RAZORBACKS

2019-20 STARTING LINEUPS

Date	Opponent					1st SUB		Outcome	RECORD BY LINEUP:						RECORD BY 1ST SUB (including ties)	
Nov. 05	Rice	Whitt	Sills	Joe	Jones	Bailey	Cylla	W, 91-43	Whitt	Joe	Sills	Jones	Bailey	13-4	Harris	9-4
Nov. 12	North Texas	Whitt	Sills	Joe	Jones	Bailey	Harris	W, 66-43	Whitt	Joe	Sills	Cylla	Bailey	1-0	Chaney	6-3
Nov. 16	Montana	Whitt	Sills	Joe	Jones	Bailey	Cylla / Harris	W, 64-46	Whitt	Harris	Chaney	Jones	Bailey	1-1	Cylla	4-2
Nov. 19	Texas Southern	Whitt	Sills	Joe	Jones	Bailey	Harris	W, 82-51	Whitt	Joe	Sills	Jones	Chaney	1-0	Sills	4-1
Nov. 22	South Dakota	Whitt	Sills	Joe	Jones	Bailey	Cylla	W, 77-56	Whitt	Chaney	Sills	Jones	Bailey	0-3	Joe	0-1
Nov. 25	@ Ga Tech	Whitt	Sills	Joe	Jones	Bailey	Chaney	W, 62-61 ot	Whitt	Chaney	Sills	Harris	Bailey	0-1	Jones	0-1
Nov. 30	Northern Ky	Whitt	Sills	Joe	Cylla	Bailey	Chaney / Harris	W, 66-60	Whitt	Henderson	Sills	Jones	Bailey	0-1	RECORD BY STARTER Whitt (30) 19-11 Bailey (29) 18-11 Jones (28) 18-10 Sills (24) 15-9 Joe (23) 18-5 Chaney (7) 2-5 Harris (4) 2-2 Henderson (4) 2-2 Cylla (1) 1-0	
Dec. 03	Austin Peay	Whitt	Sills	Joe	Jones	Bailey	Chaney / Harris	W, 69-61	Whitt	Joe	Harris	Jones	Bailey	1-0		
Dec. 07	@ Western Ky	Whitt	Sills	Joe	Jones	Bailey	Chaney	L, 79-86 ot	Whitt	Joe	Henderson	Jones	Bailey	2-1		
Dec. 14	Tulsa	Whitt	Sills	Joe	Jones	Bailey	Harris	W, 98-79								
Dec. 22	vs Valpo	Whitt	Sills	Joe	Jones	Bailey	Harris	W, 72-68								
Dec. 29	at Indiana	Whitt	Sills	Joe	Jones	Bailey	Chaney	W, 71-64								
Jan. 04	Texas A&M	Whitt	Sills	Joe	Jones	Bailey	Harris	W, 69-59								
Jan. 08	@ LSU	Whitt	Sills	Joe	Jones	Bailey	Chaney	L, 77-79								
Jan. 11	@ Ole Miss	Whitt	Sills	Joe	Jones	Bailey	Cylla	W, 76-72								
Jan. 15	Vanderbilt	Whitt	Sills	Joe	Jones	Bailey	Chaney	W, 75-55								
Jan. 18	Kentucky	Whitt	Sills	Joe	Jones	Bailey	Chaney/Harris	L, 66-73								
Jan. 22	@ Miss State	Whitt	Sills	Joe	Jones	Bailey	Harris	L, 70-77								
Jan. 25	TCU	Whitt	Harris	Chaney	Jones	Bailey	Sills	W, 78-67								
Jan. 29	South Carolina	Whitt	Harris	Chaney	Jones	Bailey	Joe	L, 77-79								
Feb. 1	@ Alabama	Whitt	Sills	Joe	Jones	Chaney	Harris	W, 82-78								
Feb. 4	Auburn	Whitt	Sills	Chaney	Jones	Bailey	Harris	L, 76-79 ot								
Feb. 8	@ Missouri	Whitt	Sills	Chaney	Jones	Bailey	Harris	L, 79-83 ot								
Feb. 11	@ Tennessee	Whitt	Sills	Chaney	Harris	Bailey	Jones	L, 61-82								
Feb. 15	Mississippi State	Whitt	Sills	Chaney	Jones	Bailey	Cylla	L, 77-78								
Feb. 18	@ Florida	Whitt	Sills	Henderson	Jones	Bailey	Cylla	L, 59-73								
Feb. 21	Missouri	Whitt	Harris	Joe	Jones	Bailey	Sills/Chaney	W, 78-68								
Feb. 26	Tennessee	Whitt	Henderson	Joe	Jones	Bailey	Sills	W, 86-69								
Feb. 29	@ Georgia	Whitt	Henderson	Joe	Jones	Bailey	Sills	L, 89-99								
Mar. 04	LSU	Whitt	Henderson	Joe	Jones	Bailey	Sills	W, 99-90								

RECORD BY STARTER		
Whitt	(30)	19-11
Bailey	(29)	18-11
Jones	(28)	18-10
Sills	(24)	15-9
Joe	(23)	18-5
Chanev	(7)	2-5
Harris	(4)	2-2
Henderson	(4)	2-2
Cylla	(1)	1-0

ARKANSAS RAZORBACKS

2019-20 SPECIALTY STATS (ARKANSAS/OPPONENT)

Opponent	Pts in Paint	Pts Off TO	2nd Chance	Fast Break	Bench	Ties	Lead Chng	Ark Largest Lead	Lead	Best Ark Run	Opp Largest Lead	Best Opp Run	Ark Led	Opp Opp	Gm Tied
RICE	42 / 26	29 / 19	7 / 0	30 / 15	17 / 16	1	2	48	03:25 2nd	12 pts	2 16:57 1st	8 pts	37:35	0:45	1:40
NORTH TEXAS	20 / 28	22 / 7	7 / 12	14 / 9	4 / 7	0	0	23	0:03 2nd	9 pts (2x)	- - -	7 pts	38:41	--	1:19
MONTANA	26 / 28	23 / 12	16 / 11	14 / 6	5 / 10	1	0	20	1:35 2nd	8 pts	- - -	6 pts	38:30	--	1:30
TEXAS SOUTHERN	44 / 28	25 / 6	12 / 7	24 / 18	12 / 21	0	2	31	0:58 2nd	12 pts	1 17:44 1st	8 pts	38:13	0:18	1:29
SOUTH DAKOTA	44 / 32	12 / 12	16 / 11	11 / 9	21 / 7	0	0	23	3:04 2nd	13 pts (2x)	- - -	6 pts	39:42	--	0:18
@ Georgia Tech	20 / 34	18 / 11	0 / 12	19 / 12	0 / 10	5	9	9	16:07 2nd	11 pts	3 9:02 1st	7 pts	32:08	3:15	9:36
NORTHERN KY	38 / 18	19 / 11	7 / 5	15 / 7	11 / 0	1	2	12	8:49 2nd	10 pts	9 15:01 1st	8 pts	22:43	16:16	1:01
AUSTIN PEAY	24 / 24	21 / 18	9 / 17	14 / 7	8 / 11	5	5	13	2:42 2nd	9 pts	5 19:43 1st	6 pts	31:43	4:13	4:11
@ Western Ky	26 / 46	17 / 23	8 / 15	13 / 15	9 / 19	12	11	6	13:38 2nd	7 pts	7 19:34 2nd	9 pts	16:11	21:45	7:03
Tulsa	30 / 42	23 / 8	5 / 14	27 / 8	9 / 10	0	2	23	2:30 2nd	12 pts	1 17:40 1st	6 pts	38:48	0:15	0:57
vs Valpo	16 / 30	16 / 30	4 / 12	18 / 11	7 / 20	7	11	13	12:32 1st	8 pts	8 7:27 2nd	8 pts	22:10	14:53	2:57
at Indiana	20 / 34	9 / 6	12 / 9	15 / 4	6 / 14	5	12	7	0:27 2nd	9 pts	11 16:04 2nd	7 pts	7:09	28:26	4:25
TEXAS A&M	22 / 26	17 / 7	7 / 9	8 / 7	8 / 6	7	7	10	3x 2nd	6 pts	3 19:29 1st	4 pts	30:05	6:08	3:47
@ LSU	24 / 34	15 / 10	0 / 26	16 / 4	2 / 4	13	19	11	4:06 1st	12 pts	8 19:20 2nd	8 pts	18:46	16:28	4:57
@ Ole Miss	22 / 32	19 / 6	3 / 9	15 / 6	1 / 2	7	9	8	16:14 1st	10 pts	11 14:20 2nd	9 pts	15:01	22:27	2:32
VANDERBILT	42 / 26	18 / 4	7 / 2	12 / 5	16 / 18	3	4	20	0:39 2nd	8 pts	3 11:02 1st	7 pts	34:41	3:39	1:40
KENTUCKY	22 / 32	11 / 8	9 / 14	10 / 12	10 / 18	4	4	4	16:23 1st	7 pts	12 1:57 2nd	15 pts	5:28	31:24	3:08
@ Miss State	46 / 24	9 / 10	8 / 11	17 / 15	17 / 18	3	6	5	9:37 1st	9 pts	11 2:21 2nd	9 pts	5:02	32:00	2:56
TCU	34 / 34	15 / 11	12 / 15	18 / 6	18 / 10	4	3	15	7:53 2nd	9 pts	4 18:51 1st	6 pts	33:11	4:02	2:47
SOUTH CAROLINA	28 / 36	11 / 8	9 / 7	5 / 17	25 / 37	1	0	-	- -	9 pts	11 10:09 1st	6 pts	--	37:43	2:17
@ Alabama	28 / 36	27 / 13	11 / 17	16 / 6	11 / 5	3	11	7	8:35 2nd	9 pts	12 17:19 1st	12 pts	12:54	25:12	1:54
Auburn	28 / 34	20 / 14	6 / 16	15 / 16	7 / 16	11	12	11	5:59 2nd	10 pts	5 1:42 OT	11 pts	22:47	15:47	6:26
@ Mizzouri	32 / 38	24 / 14	11 / 16	8 / 4	19 / 8	7	8	3	4:44 2nd	9 pts	9 10:11 1st	9 pts	4:06	37:21	3:33
@ Tennessee	16 / 40	10 / 8	8 / 13	10 / 5	15 / 16	1	1	3	19:34 1st	8 pts	27 9:46 2nd	8 pts	0:23	37:55	1:42
MISSISSIPPI ST	28 / 36	18 / 13	7 / 12	15 / 26	2 / 34	5	7	5	18:45 1st	9 pts	17 14:37 2nd	10 pts	8:58	28:37	2:25
@ Florida	32 / 26	12 / 18	11 / 11	14 / 8	5 / 12	1	2	1	17:41 1st	10 pts	19 7:30 1st	10 pts	0:27	38:16	1:17
MISSOURI	24 / 30	19 / 7	2 / 5	10 / 6	17 / 11	1	1	10	12:59 2nd	10 pts	13 9:59 1st	8 pts	20:47	17:49	1:23
TENNESSEE	20 / 28	24 / 9	7 / 18	14 / 0	17 / 17	0	1	19	3:24 2nd	14 pts	1 19:17 1st	11 pts	37:57	1:20	0:43
@ Georgia	30 / 50	11 / 9	7 / 16	8 / 11	26 / 19	0	0	-	- -	8 pts	18 8:24 1st	14 pts	--	39:42	0:18
LSU	38 / 40	15 / 7	9 / 14	24 / 22	15 / 26	2	1	23	17:41 2nd	8 pts	2 17:48 1st	5 pts	35:55	2:24	1:41

DEFLECTIONS (Arkansas career Only)

Player	16-17	17-18	18-19	19-20	Career
Bailey	45	106	110	134	395
Bell	-	-	-	3	3
Chaney	-	-	115	65	180
Cylla	-	-	-	17	17
Harris	-	-	92	50	142
Henderson	-	-	7	20	27
Joe	-	-	110	55	165
Jones	-	-	84	102	186
Sills	-	-	60	75	135
Whitt	-	-	-	109	109

MOST IN A GAME 2019-20:

- 10 Jones (Montana)
- 9 Bailey (VAL ● AUB)
- 8 Bailey (S DAK ● @LSU)
- 7 Bailey (Rice ● TXSOU ● MIZ) | Jones (TAM)
- 6 Chaney (TXSOU ● @MIZ) | Whitt (GT ● VAL)
- Bailey (WKU ● IND) | Jones (Tulsa) | Sills 6

CHARGES DRAWN (Arkansas career Only)

Player	16-17	17-18	18-19	19-20	Career
Bailey	4	4	3	4	33
Chaney	-	-	0	-	0
Cylla	-	-	-	-	0
Harris	-	-	4	5	9
Henderson	-	-	0	1	1
Joe	-	-	27*	17	44
Jones	-	-	0	4	4
Sills	-	-	3	5	8
Whitt	-	-	-	6	6

* - led team

DUNKS (Arkansas career Only)

Player	16-17	17-18	18-19	19-20	Career
Bailey	6	16	18	22	62
Chaney	-	-	17	12	29
Cylla	-	-	-	2	2
Harris	-	-	12	4	16
Henderson	-	-	2	7	9
Joe	-	-	2	3	5
Jones	-	-	0	1	1
Sills	-	-	1	2	3
Whitt	-	-	-	13	13

ARKANSAS RAZORBACKS

2019-20 GAME HIGHS IN...

Opponent	DATE	SCORE	RESULT	POINTS	REBOUNDS	ASSISTS	STEALS	BLOCKED SHOTS
RICE	11/05/19	91-43	W	32-Mason Jones	9-Adrio Bailey	7-Isaiah Joe	5-Mason Jones	1-Whitt • Bailey Cylla • Harris Henderson
NORTH TEXAS	11/12/19	66-43	W	16-Isaiah Joe	6-Mason Jones	2-Mason Jones Isaiah Joe	4-Adrio Bailey	1-Joe • Whitt Jr. Harris • Bailey Sills
MONTANA	11/16/19	64-46	W	19-Mason Jones	11-Adrio Bailey	4-Mason Jones	4-Jalen Harris Mason Jones	1-Mason Jones Adrio Bailey
TEXAS SOUTHERN	11/19/19	82-51	W	33-Isaiah Joe	10-Jimmy Whitt Jr.	5-Jalen Harris	5-Isaiah Joe	5-Adrio Bailey
SOUTH DAKOTA	11/22/19	77-56	W	24-Jimmy Whitt Jr.	7-Mason Jones Jimmy Whitt Jr.	5-Isaiah Joe	3-Jimmy Whitt Jr. Adrio Bailey	3-Reggie Chaney
at Georgia Tech	11/25/19	62-61	W ot	24-Mason Jones	9-Isaiah Joe	4-Desi Sills	6-Isaiah Joe	2-Jimmy Whitt Jr.
NORTHERN KENTUCKY	11/30/19	66-60	W	24-Jimmy Whitt Jr.	11-Reggie Chaney	5-Jalen Harris Reggie Chaney	2-Desi Sills	1-Desi Sills
AUSTIN PEAY	12/03/19	69-61	W	17-Jimmy Whitt Jr.	6-Isaiah Joe	3-Jalen Harris	2-Joe • Bailey Sills • Chaney	3-Ethan Henderson
at Western Kentucky	12/07/19	79-86	L ot	20-Desi Sills	12-Jimmy Whitt Jr.	4-Jimmy Whitt Jr.	2-Desi Sills	3-Reggie Chaney
TULSA	12/14/19	98-79	W	41-Mason Jones	7-Reggie Chaney	4-Jimmy Whitt Jr. Mason Jones	4-Mason Jones	2-Adrio Bailey
vs Valparaiso	12/21/19	72-68	W	21-Isaiah Joe	9-Mason Jones	4-Jimmy Whitt Jr. Mason Jones	3-Adrio Bailey Jimmy Whitt Jr.	5-Adrio Bailey
at Indiana	12/29/19	71-64	W	24-Isaiah Joe	8-Adrio Bailey	6-Mason Jones	2-Jimmy Whitt Jr.	2-Adrio Bailey
TEXAS A&M	01/04/20	69-59	W	17-Mason Jones Isaiah Joe	6-Mason Jones	5-Jalen Harris	3-Mason Jones	1-Jimmy Whitt Jr. Adrio Bailey
at LSU	01/08/20	77-79	L	24-Mason Jones	7-Adrio Bailey	4-Mason Jones	2-Mason Jones Jalen Harris Isaiah Joe	4-Adrio Bailey
at Ole Miss	01/11/20	76-72	W	34-Isaiah Joe	6-Mason Jones	9-Mason Jones	3-Mason Jones	2-Isaiah Joe Adrio Bailey
VANDERBILT	01/15/20	75-55	W	30-Jimmy Whitt Jr.	8-Jimmy Whitt Jr.	8-Mason Jones	2-Desi Sills	2-Jimmy Whitt Jr.
KENTUCKY	01/18/20	66-73	L	19-Mason Jones	6-Mason Jones	2-Jimmy Whitt Jr. Adrio Bailey Mason Jones	3-Adrio Bailey	2-Adrio Bailey Jimmy Whitt Jr.
at Mississippi St.	01/22/20	70-77	L	20-Mason Jones Jimmy Whitt Jr.	7-Isaiah Joe Mason Jones	4-Mason Jones	1- Joe • Chaney Whitt • Harris Jones	1-Chaney • Harris Whitt • Bailey Jones
TCU	01/25/20	78-67	W	20-Mason Jones Jimmy Whitt Jr.	6-Adrio Bailey	6-Jalen Harris	2-Desi Sills	1-Jeantal Cylla Adrio Bailey
SOUTH CAROLINA	01/29/20	77-79	L	34-Mason Jones	12-Mason Jones	4-Mason Jones	1-Cylla • Jones Whitt • Chaney Joe	1-Adrio Bailey
at Alabama	02/01/20	82-78	W	30-Mason Jones	11-Reggie Chaney	2-Jalen Harris Desi Sills	4-Jimmy Whitt Jr.	2-Reggie Chaney
AUBURN	02/04/20	76-79	LOT	40-Mason Jones	7-Adrio Bailey Jimmy Whitt Jr.	5-Mason Jones	4-Desi Sills	1-Reggie Chaney Adrio Bailey
at Missouri	02/08/20	79-83	LOT	17-Reggie Chaney Mason Jones	11-Reggie Chaney	4-Jalen Harris	2-Adrio Bailey Reggie Chaney Jalen Harris	2-Reggie Chaney
at Tennessee	02/11/20	61-82	L	19-Jimmy Whitt Jr.	6-Reggie Chaney	2-Reggie Chaney Mason Jones	3-Jimmy Whitt Jr.	2-Jamario Bell
MISSISSIPPI ST.	02/15/20	77-78	L	38-Mason Jones	6-Jimmy Whitt Jr. Mason Jones	3-Jimmy Whitt Jr.	1-Sills • Chaney Jones • Bailey	1-Adrio Bailey
at Florida	02/18/20	59-73	L	21-Mason Jones	8-Adrio Bailey	5-Mason Jones	3-Jimmy Whitt Jr.	1-Ethan Henderson
MISSOURI	02/22/20	78-68	W	21-Isaiah Joe	8-Mason Jones	4-Mason Jones	2-Adrio Bailey	1-Jalen Harris Adrio Bailey
TENNESSEE	02/26/20	86-69	W	37-Mason Jones	9-Ethan Henderson	4-Jimmy Whitt Jr.	2-Jimmy Whitt Jr. Isaiah Joe	3-Ethan Henderson
at Georgia	02/29/20	89-99	L	26-Mason Jones Isaiah Joe	6-Desi Sills	6-Jimmy Whitt Jr.	2-Isaiah Joe Jalen Harris	2-Adrio Bailey
LSU	03/04/20	99-90	W	36-Mason Jones	15-Jimmy Whitt Jr.	5-Jimmy Whitt Jr.	2-Mason Jones Jimmy Whitt Jr.	1-Jimmy Whitt Jr. Isaiah Joe Adrio Bailey

LED TEAM IN POINTS (including ties)	
Jones	19
Joe	8
Whitt	7
Sills	1
Chaney	1

LED TEAM IN REBS (including ties)	
Jones	10
Bailey	7
Whitt	7
Chaney	5
Joe	3
Sills	2
Henderson	1

LED TEAM IN ASSISTS (including ties)	
Jones	15
Whitt	9
Harris	7
Joe	3
Sills	2
Chaney	2
Bailey	2

LED TEAM IN STEALS (including ties)	
Jones	10
Whitt	10
Bailey	8
Harris	8
Sills	7
Chaney	5
Harris	5
Cylla	1

LED TEAM IN BLKS (including ties)	
Bailey	19
Whitt	8
Chaney	5
Harris	4
Henderson	4
Joe	3
Sills	2
Jones	2
Cylla	2
Bell	1

GAME 1		43 Rice		19 24		43 91		Arkansas		Nov. 5, 2019 • Fayetteville, Ark. • Bud Walton Arena		Arkansas	
SEC ESPN+		43		19 24		43 91		Arkansas		Nov. 5, 2019 • Fayetteville, Ark. • Bud Walton Arena		Arkansas	

Rice 43 • 0-1

#	Player	Total		3-Ptr		Rebounds			PF	TP	A	TO	Blk	Stl	Min
		FG-FGA	FG-FGA	FT-FTA	FT-FTA	Off	Def	Tot							
10	Robert Martin	f	1-7	0-2	3-4	1	2	3	3	5	0	4	0	0	29
02	Trey Murphy III	g	3-10	0-5	1-2	1	1	2	2	7	0	3	1	0	30
03	Ako Adams	g	4-10	2-7	3-3	0	1	1	3	13	1	6	0	1	19
23	Drew Peterson	g	0-5	0-3	0-0	0	8	8	0	0	2	4	0	0	23
24	Chris Mullins	g	1-7	0-2	0-2	1	2	3	1	2	1	1	1	2	24
00	Payton Moore	g	1-3	0-2	0-0	0	0	0	1	2	1	4	0	0	15
01	Josh Parrish	g	2-4	0-0	0-0	0	1	1	2	4	0	0	0	1	15
04	Quincy Olivari	g	2-6	0-4	2-4	0	2	2	3	6	1	0	0	1	14
05	Addison Owen	g	0-0	0-0	0-0	0	0	0	0	0	0	0	0	0	2
13	Tommy McCarthy	g	0-1	0-0	0-0	0	0	0	0	0	0	0	0	0	3
14	Reed Myers	g	0-0	0-0	0-0	0	0	0	0	0	0	0	0	0	2
15	Max Fiedler	g	2-3	0-0	0-0	0	2	2	0	4	0	0	0	0	7
20	Zach Crisler	g	0-0	0-0	0-0	0	0	0	1	0	1	2	0	0	12
35	Tim Harrison	g	0-0	0-0	0-0	1	1	2	0	0	0	0	0	0	5
Team						2	1	3			3				
Totals			16-56	2-25	9-15	6	21	27	16	43	7	27	2	9	200
FG % 1st Half:		8-25	32.0%	2nd half:	8-31	25.8%	Game:		16-56	28.6%	Deadball				
3FG % 1st Half:		2-13	15.4%	2nd half:	0-12	0.0%	Game:		2-25	8.0%	Rebounds				
FT % 1st Half:		1-4	25.0%	2nd half:	8-11	72.7%	Game:		9-15	60.0%	3.1				

Arkansas 91 • 1-0

#	Player	Total		3-Ptr		Rebounds			PF	TP	A	TO	Blk	Stl	Min
		FG-FGA	FG-FGA	FT-FTA	FT-FTA	Off	Def	Tot							
02	Adrio Bailey	f	4-7	0-0	0-0	2	7	9	3	8	1	3	1	3	21
01	Isaiah Joe	g	10-18	4-11	0-0	0	5	5	1	24	7	5	0	0	32
03	Desi Sills	g	4-8	0-3	0-0	0	1	1	3	8	2	3	0	1	29
15	Mason Jones	g	12-18	4-8	4-4	1	6	7	0	32	3	3	0	5	33
33	Jimmy Whitt Jr.	g	1-4	0-0	0-0	2	2	4	0	2	5	2	1	1	28
00	Jeantal Cylia	g	2-7	0-1	1-2	1	5	6	2	5	0	2	1	0	21
05	Jalen Harris	g	3-4	2-2	2-4	0	4	4	4	10	1	2	1	3	22
12	Ty Stevens	g	0-0	0-0	0-1	0	0	0	0	0	0	0	0	0	1
13	Emeka Obukwelu	g	0-0	0-0	0-0	1	2	3	0	0	0	0	0	0	1
24	Ethan Henderson	g	1-1	0-0	0-0	0	3	3	3	2	0	1	1	1	12
Team						3	0	3							
Totals			37-67	10-25	7-11	10	35	45	16	91	19	21	5	14	200
FG % 1st Half:		16-33	48.5%	2nd half:	21-34	61.8%	Game:		37-67	55.2%	Deadball				
3FG % 1st Half:		4-12	33.3%	2nd half:	6-13	46.2%	Game:		10-25	40.0%	Rebounds				
FT % 1st Half:		3-4	75.0%	2nd half:	4-7	57.1%	Game:		7-11	63.6%	2.1				

Officials: Robert Felder, Gerald Williams, K.B. Burdett Jr.
 Technical fouls: Rice-None, Arkansas-None.
 Attendance: 17274

Score by periods	1st	2nd	Total
Rice	19	24	43
Arkansas	39	52	91

Points	In	Off	2nd	Fast	Bench
RICE	26	19	0	15	16
ARK	42	29	5	30	17

Last FG - RICE 2nd-00:36, ARK 2nd-00:24.

Largest lead - RICE by 2 1st-16:57, ARK by 48 2nd-03:25.

RICE led for 00:45. ARK led for 37:35. Game was tied for 01:40.

Score tied - 1 time.
Lead changed - 2 times.

GAME 3		46 Montana		18 28		46 64		Arkansas		Nov. 16, 2019 • Fayetteville, Ark. • Bud Walton Arena		Arkansas	
SEC ESPN+ Griz		46		18 28		46 64		Arkansas		Nov. 16, 2019 • Fayetteville, Ark. • Bud Walton Arena		Arkansas	

Montana 46 • 1-2

#	Player	Total		3-Ptr		Rebounds			PF	TP	A	TO	Blk	Stl	Min
		FG-FGA	FG-FGA	FT-FTA	FT-FTA	Off	Def	Tot							
00	Kyle Owens	f	0-2	0-0	0-0	1	1	2	3	0	1	0	0	0	13
23	Mack Anderson	f	4-7	0-0	1-1	3	4	7	4	9	1	3	2	0	25
02	Kendal Manuel	g	5-16	2-7	0-0	0	5	5	2	12	0	1	0	1	32
03	Josh Vazquez	g	0-7	0-4	2-2	1	1	2	3	2	3	0	2	2	21
04	Sayed Pridgett	g	5-12	0-1	3-5	3	4	7	3	13	2	7	1	1	38
01	Timmy Falls	g	1-4	0-2	0-2	0	2	2	4	2	3	5	1	1	31
05	Eddy Egun	g	0-3	0-2	0-0	0	2	2	1	0	1	2	0	0	14
35	Derrick Carter-Holli	g	3-5	0-0	2-4	2	3	5	2	8	0	1	1	0	26
Team						5	2	7			1				
Totals			18-56	2-16	8-14	15	24	39	22	46	10	23	5	5	200
FG % 1st Half:		8-31	25.8%	2nd half:	10-25	40.0%	Game:		18-56	32.1%	Deadball				
3FG % 1st Half:		0-6	0.0%	2nd half:	2-10	20.0%	Game:		2-16	12.5%	Rebounds				
FT % 1st Half:		2-3	66.7%	2nd half:	6-11	54.5%	Game:		8-14	57.1%	4				

Arkansas 64 • 3-0

#	Player	Total		3-Ptr		Rebounds			PF	TP	A	TO	Blk	Stl	Min
		FG-FGA	FG-FGA	FT-FTA	FT-FTA	Off	Def	Tot							
02	Adrio Bailey	f	4-7	0-1	4-6	5	6	11	4	12	1	1	1	0	31
01	Isaiah Joe	g	2-13	2-9	3-5	0	5	5	1	9	2	0	0	0	37
03	Desi Sills	g	2-8	0-4	1-2	1	2	3	4	5	0	3	0	2	25
15	Mason Jones	g	5-13	1-5	8-8	3	2	5	2	19	4	2	1	4	35
33	Jimmy Whitt Jr.	g	6-12	0-0	2-3	2	5	7	3	14	2	4	0	1	28
00	Jeantal Cylia	g	0-0	0-0	0-0	1	1	2	2	0	0	3	0	0	19
05	Jalen Harris	g	1-1	1-1	2-2	1	0	1	2	5	0	0	0	4	25
Team						1	2	3							
Totals			20-54	4-20	20-26	14	23	37	18	64	9	13	2	11	200
FG % 1st Half:		10-28	35.7%	2nd half:	10-26	38.5%	Game:		20-54	37.0%	Deadball				
3FG % 1st Half:		3-13	23.1%	2nd half:	1-7	14.3%	Game:		4-20	20.0%	Rebounds				
FT % 1st Half:		8-11	72.7%	2nd half:	12-15	80.0%	Game:		20-26	76.9%	2.2				

Officials: Troy Mathis, Randy Heimerman, Vladimir Voyard-Tadal
 Technical fouls: Montana-None, Arkansas-None.
 Attendance: 13058

Score by periods	1st	2nd	Total
Montana	18	28	46
Arkansas	31	33	64

Last FG - MONT 2nd-03:49, ARK 2nd-02:20.

Largest lead - MONT None, ARK by 20 2nd-01:35.

MONT led for 00:00. ARK led for 38:03. Game was tied for 01:30.

Score tied - 1 time.
Lead changed - 0 times.

GAME 2		43 North Texas		16 17		43 66		Arkansas		Nov. 12, 2019 • Fayetteville, Ark. • Bud Walton Arena		Arkansas	
SEC ESPN+ Razorback		43		16 17		43 66		Arkansas		Nov. 12, 2019 • Fayetteville, Ark. • Bud Walton Arena		Arkansas	

North Texas 43 • 1-2

North Texas 43 • 1-2																	
#	Player		Total		3-Ptr	Rebounds					PF	TP	A	TO	Blk	Stl	Min
			FG-FGA	FG-FGA	FT-FTA	Off	Def	Tot									
23	Deng Geu	f	4-6	1-2	1-2	0	6	6	3	10	0	2	0	0	0	25	
24	Zachary Simmons	f	3-7	0-0	0-1	4	5	9	4	6	1	0	0	0	0	17	
00	James Reese	g	1-5	0-3	2-2	1	2	3	1	4	2	0	0	1	0	22	
01	Umoja Gibson	g	3-11	1-5	0-2	0	2	2	1	7	1	0	0	0	0	32	
03	Javion Hamlet	g	3-9	0-2	3-3	1	0	1	0	9	1	5	0	0	0	27	
02	Roosevelt Smart		1-4	0-3	1-2	0	0	0	1	3	0	2	0	1	0	17	
04	Jalen Jackson		0-2	0-0	0-0	1	1	2	3	0	2	2	0	1	0	8	
10	Jahmiah Simmons		0-0	0-0	0-0	0	0	1	1	3	0	0	1	0	0	7	
13	Thomas Bell		0-3	0-1	0-0	0	4	4	1	0	1	1	0	0	0	22	
22	Larry Wise		2-4	0-1	0-0	2	1	3	0	4	0	2	0	0	0	11	
55	DJ Draper		0-0	0-0	0-0	0	0	0	5	0	0	1	0	0	0	12	
Team						5	1	6			2						
Totals			17-51	2-17	7-12	14	23	37	22	43	8	18	0	3	200		
FG % 1st Half: 7-26			26.9%	2nd half: 10-25	40.0%	Game: 17-51		33.3%									Deadball
3FG % 1st Half: 0-9			0.0%	2nd half: 2-8	25.0%	Game: 2-17		11.8%									Rebound
FT % 1st Half: 2-2			100.0%	2nd half: 5-10	50.0%	Game: 7-12		58.3%									2.

GAME 5   **56** South Dakota **24 32** **56 77** 
ARKANSAS **39 38** **77**
Nov. 22, 2019 • Fayetteville, Ark. • Bud Walton Arena

South Dakota 56 • 5-1

#	Player	Total		3-Ptr	Rebounds			PF	TP	A	TO	Blk	Stl	Min	
		FG-FGA	FG-FGA	FT-FTA	Off	Def	Tot								
25	Tyler Hagedorn	f	5-12	0-2	5-6	2	5	7	2	15	3	2	0	0	32
00	Stanley Umude	g	5-14	1-1	2-2	1	7	8	0	13	0	1	1	0	32
03	Triston Simpson	g	3-6	0-1	0-0	0	1	1	0	6	3	3	0	1	39
10	Cody Kelley	g	4-9	2-6	0-2	0	3	3	4	10	2	3	0	1	34
22	Tyler Peterson	g	2-5	0-0	1-2	2	1	3	4	5	3	2	0	2	31
01	Ty Chisom		2-4	0-0	1-2	0	4	4	3	5	0	1	0	1	15
05	Kruz Perrott-Hunt		0-1	0-1	0-0	0	1	1	1	0	0	1	0	0	4
20	Brandon Armstrong		1-4	0-1	0-0	0	1	1	1	2	0	0	0	0	13
Team						1	1	2							
Totals			22-55	3-12	9-14	6	24	30	15	56	11	13	1	5	200
FG % 1st Half: 10-30		33.3%	2nd half: 12-25	48.0%	Game: 22-55	40.0%	Deadball Rebounds: 2,2								
3FG % 1st Half: 1-6		16.7%	2nd half: 2-6	33.3%	Game: 3-12	25.0%									
FT % 1st Half: 3-7		42.9%	2nd half: 6-7	85.7%	Game: 9-14	64.3%									

Arkansas 77 • 5-0

#	Player	Total		3-Ptr	Rebounds			PF	TP	A	TO	Blk	Stl	Min	
		FG-FGA	FG-FGA	FT-FTA	Off	Def	Tot								
02	Adrio Bailey	f	3-7	1-1	0-0	0	3	3	4	7	0	1	1	3	21
01	Isaiah Joe	g	2-10	1-6	0-0	2	3	5	2	5	5	1	0	0	35
03	Desi Sills	g	2-8	1-6	1-1	0	4	4	2	6	1	3	0	0	24
15	Mason Jones	g	5-12	0-3	4-4	1	6	7	4	14	0	3	0	1	33
33	Jimmy Whitt Jr.	g	11-14	0-0	2-3	1	6	7	1	24	1	0	1	3	35
00	Jeantal Cylla		3-7	1-2	0-0	1	3	4	2	7	0	0	1	0	14
05	Jalen Harris		2-5	0-2	4-4	0	1	1	1	8	2	0	0	0	23
35	Reggie Chaney		3-3	0-0	0-0	1	1	2	4	6	2	0	3	1	15
	Team					1	2	3							
Totals			31-66	4-20	11-12	7	29	36	20	77	11	8	6	8	200
FG % 1st Half: 15-35		42.9%	2nd half: 16-31	51.6%	Game: 31-66	47.0%		Deadball Rebounds 3.1							
3FG % 1st Half: 4-14		28.6%	2nd half: 0-6	0.0%	Game: 4-20	20.0%									
FT % 1st Half: 5-6		83.3%	2nd half: 6-6	100.0%	Game: 11-12	91.7%									

Officials: Nathan Bemis, R.B. Clyburn, Owen Shortt
Technical fouls: South Dakota-None. Arkansas-None.
Attendance: 12581

Score by periods	1st	2nd	Total
South Dakota	24	32	56
Arkansas	39	38	77

Last FG - SD 2nd-02:11, ARK 2nd-01:14.
Largest lead - SD None, ARK by 23 2nd-03:04.
SD led for 00:00. ARK led for 39:42. Game was tied for 00:18.

Score tied - 0 times.
Lead changed - 0 times.

GAME 7   **60** Northern Kentucky **28 32** **60 66** 
ARKANSAS **33 33** **66**
Nov. 30, 2019 • Fayetteville, Ark. • Bud Walton Arena

Northern Kentucky 60 • 5-3

#	Player	Total		3-Ptr	Rebounds			PF	TP	A	TO	Blk	Stl	Min	
		FG-FGA	FG-FGA	FT-FTA	Off	Def	Tot								
00	Silas Adheke	f	0-0	0-0	0-0	0	4	4	0	0	0	1	0	10	
32	Dantez Walton	f	10-14	4-6	6-8	1	9	10	3	30	2	5	4	38	
05	Bryson Langdon	g	2-7	1-3	1-1	1	2	3	4	6	0	2	0	1	36
12	Trevon Faulkner		4-13	1-4	5-6	0	2	2	2	14	4	1	0	2	39
15	Tyler Sharpe	g	4-11	2-6	0-0	0	3	3	5	10	2	2	0	1	37
01	Adham Eleeda		0-4	0-4	0-0	0	5	5	2	0	1	1	0	1	25
14	Karl Harris		0-1	0-0	0-0	0	0	0	3	0	0	0	0	0	7
30	Bryant Mocabey		0-1	0-1	0-0	0	0	0	0	0	0	0	0	0	8
Team						3	2	5							
Totals			20-51	8-24	12-15	5	27	32	19	60	9	12	4	10	200
FG % 1st Half: 10-26		38.5%	2nd half: 10-25	40.0%	Game: 20-51	39.2%	Deadball Rebounds								
3FG % 1st Half: 5-13		38.5%	2nd half: 3-11	27.3%	Game: 8-24	33.3%									
FT % 1st Half: 3-4		75.0%	2nd half: 9-11	81.8%	Game: 12-15	80.0%									

Arkansas 66 • 7-0

#	Player		Total		3-Ptr		Rebounds			PF	TP	A	TO	Blk	Stl	Min
			FG-FGA	FT-FTA	FG-FGA	FT-FTA	Off	Def	Tot							
00	Jeantal Cylla	f	0-0	0-0	0-0	0	0	0	0	0	0	0	0	0	0	6
02	Adrio Bailey	f	1-5	0-1	2-3	1	2	3	0	4	1	3	0	0	1	19
01	Isaiah Joe	g	2-11	2-10	4-5	0	0	0	1	10	4	3	0	0	0	39
03	Desi Sills	g	7-15	0-5	3-5	0	4	4	3	17	1	2	1	2	2	39
33	Jimmy Whitt Jr.	g	9-15	0-0	6-7	3	6	9	4	24	2	1	0	0	1	38
05	Jalen Harris		1-4	1-2	2-2	0	4	4	1	5	5	2	0	1	1	35
35	Reggie Chaney		3-5	0-0	0-0	2	9	11	5	6	5	1	0	0	0	24
Team						2	4	6								
Totals			23-55	3-18	17-22	8	29	37	14	66	18	12	1	5	5	200
FG % 1st Half: 14-31			45.2%	2nd half: 9-24	37.5%	Game: 23-55	41.8%	Deadball Rebounds								
3FG % 1st Half: 2-10			20.0%	2nd half: 1-8	12.5%	Game: 3-18	16.7%	2								
FT % 1st Half: 3-6			50.0%	2nd half: 14-16	87.5%	Game: 17-22	77.3%									

Officials: Wil Howard, Patrick Evans, Tony Greene
Technical fouls: Northern Kentucky-None. Arkansas-None.
Attendance: 14080

Score by periods	1st	2nd	Total
Northern Kentucky	28	32	60
Arkansas	33	33	66

Last FG - NKU 2nd-00:24, ARK 2nd-02:45.
Largest lead - NKU by 9 1st-15:01, ARK by 12 2nd-08:49.
NKU led for 16:16. ARK led for 22:43. Game was tied for 01:01.

Score tied - 1 time.
Lead changed - 2 times.

GAME 6   **62** Arkansas **33 26** **3 62** **61** 
Georgia Tech **30 29** **2 61**
Nov. 25, 2019 • Atlanta, Ga. • McCamish Pavilion

Arkansas 62 • 6-0

#	Player		Total		3-Ptr	Rebounds			PF	TP	A TO			Blk	Stl	Min
			FG-FGA	FG-FGA	FT-FTA	Off	Def	Tot								
02	Adrio Bailey	f	3-5	0-0	2-2	0	2	2	3	8	3	3	1	2	32	
01	Isaiah Joe	g	4-15	3-11	2-2	0	9	9	3	13	1	1	0	6	43	
03	Desi Sills	g	5-9	1-3	0-0	2	2	4	4	11	4	2	0	1	39	
15	Mason Jones	g	7-13	3-8	7-10	0	7	7	4	24	3	6	0	5	39	
33	Jimmy Whitt Jr.	g	3-12	0-0	0-2	0	4	4	3	6	2	0	2	0	44	
00	Jeantal Cylla		0-2	0-2	0-0	0	1	1	2	0	0	0	0	0	8	
05	Jalen Harris		0-2	0-1	0-0	0	0	0	1	0	1	1	0	0	8	
35	Reggie Chaney		0-1	0-0	0-0	1	1	2	2	0	0	1	1	1	12	
Team						0	1	1								
Totals			22-59	7-25	11-16	3	27	30	22	62	14	14	4	15	225	
FG % 1st Half: 12-31			38.7%	2nd half: 9-23	39.1%	OT: 1-5	20.0%	Game: 22-59	37.3%	Deadball Rebounds						
3FG % 1st Half: 5-15			33.3%	2nd half: 1-7	14.3%	OT: 1-3	33.3%	Game: 7-25	28.0%	2						
FT % 1st Half: 4-7			57.1%	2nd half: 7-8	87.5%	OT: 0-1	0.0%	Game: 11-16	68.8%							

Georgia Tech 61 • 2-2

#	Player	Total		3-Ptr	Rebounds			PF	TP	A	TO	Blk	Stl	Min		
		FG-FGA	FT-FTA	FG-FGA	Off	Def	Tot									
00	Moses Wright	f	3-4	0-0	0-0	0	4	4	2	6	1	5	0	0	22	
12	Khalid Moore	f	1-5	0-1	0-3	1	6	7	2	3	0	4	0	1	37	
01	James Banks III	c	6-10	0-0	8-10	4	10	14	5	12	1	4	1	1	38	
00	Michael Devoe	g	4-16	0-2	4-6	1	5	6	5	20	3	1	0	2	43	
11	Bubba Parham	g	3-7	2-4	2-2	2	2	4	1	10	2	5	0	0	40	
02	Shembari Phillips		0-1	0-1	0-0	0	0	0	0	0	0	0	0	0	1	
03	Evan Cole		4-6	0-1	0-1	1	8	9	2	8	0	4	0	1	20	
23	Asanti Price		1-4	0-3	0-0	1	1	2	0	2	0	1	0	1	24	
Team						0	1	1								
Totals			22-53	2-12	15-22	10	37	47	16	61	7	24	1	6	225	
FG % 1st Half: 10-21		47.6%	2nd half: 11-27	40.7%	OT: 1-5	20.0%	Game: 22-53		41.5%	Deadball						
3FG % 1st Half: 2-9		22.2%	2nd half: 0-2	0.0%	OT: 0-1	0.0%	Game: 1-12		16.7%	Rebounds						
FT % 1st Half: 8-11		72.7%	2nd half: 7-11	63.6%	OT: 0-0	0.0%	Game: 15-22		68.2%	1						

GAME 9		79		28 45 6 79		86		WKU	
Arkansas 79 • 8-1		Arkansas		Western Kentucky		33 40 13 86		Dec. 7, 2019 • Bowling Green, Ky. • E.A. Diddle Arena	

#	Player	Total		3-Ptr		Rebounds			PF	TP	A	TO	Blk	Stl	Min
		FG-FGA	FT-FTA	FG-FGA	FT-FTA	Off	Def	Tot							
02	Adrio Bailey	f	3-6	0-1	1-2	2	2	4	4	7	0	0	1	0	30
01	Isaiah Joe	g	6-15	5-14	1-3	1	3	4	1	18	2	5	1	0	42
03	Desi Sills	g	7-11	3-7	3-3	0	1	1	4	20	0	3	0	2	36
15	Mason Jones	g	1-9	0-4	6-6	1	8	9	3	8	1	3	0	0	36
33	Jimmy Whitt Jr.	g	8-18	0-0	1-3	3	9	12	5	17	4	1	0	1	44
00	Jeantal Cylia	g	0-0	0-0	0-0	0	0	0	0	0	0	0	0	0	0+
05	Jalen Harris	g	3-8	1-4	2-3	0	1	1	3	9	2	1	0	1	23
04	Ethan Henderson	g	0-0	0-0	0-0	0	0	0	0	0	0	0	0	0	1
25	Reggie Chaney	g	0-0	0-0	0-0	2	4	6	3	0	1	2	3	0	13
Team						1	1	2							
Totals			28-67	9-30	14-20	10	29	39	23	79	10	16	5	4	225
FG % 1st Half:		12-27	44.4%	2nd half:	14-33	42.4%	OT:	2-7	28.6%	Game:	28-67	41.8%	Deadball		
3FG % 1st Half:		3-11	27.3%	2nd half:	6-16	37.5%	OT:	0-3	0.0%	Game:	9-30	30.0%	Rebounds		
FT % 1st Half:		1-4	25.0%	2nd half:	11-12	91.7%	OT:	2-4	50.0%	Game:	14-20	70.0%	3		

Western Kentucky 86 • 7-3

#	Player	Total		3-Ptr		Rebounds			PF	TP	A	TO	Blk	Stl	Min
		FG-FGA	FT-FTA	FG-FGA	FT-FTA	Off	Def	Tot							
02	Jared Savage	f	4-10	3-8	3-3	0	6	6	0	14	0	2	0	2	39
22	Carson Williams	f	3-6	0-0	2-3	1	6	7	2	8	1	1	2	0	33
23	Charles Bassey	c	4-6	0-0	2-2	4	2	6	3	10	1	4	1	0	23
05	Camron Justice	g	5-12	1-5	1-2	0	4	4	4	12	1	4	0	2	31
11	Taveion Hollingsworth	g	8-14	1-3	6-8	2	7	9	4	23	6	2	0	2	43
03	Jordan Rawls	g	1-7	0-1	0-2	0	0	0	1	2	1	1	0	1	18
04	Josh Anderson	g	5-8	0-2	5-8	1	5	6	4	15	1	1	1	0	32
10	Jeremiah Gambrell	g	0-1	0-0	0-0	0	0	0	0	0	0	0	0	0	2
14	Matt Horton	g	1-3	0-0	0-0	2	0	2	1	2	0	0	0	0	4
Team						2	2	4							
Totals			31-67	5-19	19-28	12	32	44	19	86	11	15	4	7	225
FG % 1st Half:		13-32	40.6%	2nd half:	14-29	48.3%	OT:	4-6	66.7%	Game:	31-67	46.3%	Deadball		
3FG % 1st Half:		3-11	27.3%	2nd half:	2-7	28.6%	OT:	0-1	0.0%	Game:	5-19	26.3%	Rebounds		
FT % 1st Half:		4-9	44.4%	2nd half:	10-13	76.9%	OT:	5-6	83.3%	Game:	19-28	67.9%	4		

Officials: Kevin Mathis, Joe DeRosa, Antonio Petty
 Technical fouls: Arkansas-None. Western Kentucky-None.
 Attendance: 6862

Score by periods	1st	2nd	OT	Total
Arkansas	28	45	6	79
Western Kentucky	33	40	13	86

Last FG - ARK OT-03:12, WKU OT-00:06.

Largest lead - ARK by 6 2nd-13:38, WKU by 7 2nd-19:34.

ARK led for 16:12, WKU led for 21:45. Game was tied for 07:03.

Score tied - 12 times.

Lead changed - 11 times.

GAME 11		68		34 34 68 72		72		VALPO	
Valparaiso 68 • 7-6		Arkansas		32 40 72 72		Dec. 22, 2019 • N. Little Rock, Ark. • Simmons Bank Arena			

Valparaiso 68 • 7-6

#	Player	Total		3-Ptr		Rebounds			PF	TP	A	TO	Blk	Stl	Min
		FG-FGA	FT-FTA	FG-FGA	FT-FTA	Off	Def	Tot							
05	Donovan Clay	f	1-3	1-1	0-0	0	2	2	4	3	0	3	0	0	16
22	Mileek McMillan	f	6-10	1-4	1-1	2	7	9	5	14	1	1	0	0	24
33	John Kiser	f	4-6	0-1	0-0	0	5	5	3	8	1	0	0	0	29
00	Javon Freeman-Libert	g	7-21	3-9	4-8	0	7	7	4	21	6	5	0	4	38
04	Daniel Sackey	g	1-12	0-3	0-0	1	4	5	3	2	4	4	0	3	36
02	Zion Morgan	g	2-6	0-2	0-0	2	7	9	2	4	1	0	1	0	13
10	Eron Gordon	g	4-10	2-5	0-0	1	0	1	4	10	0	3	0	1	28
23	Ben Krikke	g	2-4	0-0	2-2	2	1	3	2	6	0	0	0	1	16
Team						1	1	2							
Totals			27-72	7-25	7-11	9	34	43	27	68	13	16	1	9	200
FG % 1st Half:		14-36	38.9%	2nd half:	13-36	36.1%	Game:	27-72	37.5%	Deadball			Rebounds		
3FG % 1st Half:		2-10	20.0%	2nd half:	5-15	33.3%	Game:	7-25	28.0%	3					
FT % 1st Half:		4-7	57.1%	2nd half:	3-4	75.0%	Game:	7-11	63.6%						

Arkansas 72 • 10-1

#	Player	Total		3-Ptr		Rebounds			PF	TP	A	TO	Blk	Stl	Min
		FG-FGA	FT-FTA	FG-FGA	FT-FTA	Off	Def	Tot							
02	Adrio Bailey	f	3-5	2-3	2-5	1	4	5	1	10	0	1	5	3	27
01	Isaiah Joe	g	5-16	5-14	6-7	0	7	7	2	21	1	1	1	1	38
03	Desi Sills	g	1-4	1-3	1-2	1	4	5	0	4	0	1	1	1	20
15	Mason Jones	g	5-12	2-5	8-9	1	8	9	4	20	4	7	0	0	29
33	Jimmy Whitt Jr.	g	5-10	0-0	0-1	2	1	3	2	10	4	3	0	3	37
00	Jeantal Cylia	g	0-0	0-0	0-0	0	2	2	1	0	0	1	0	1	4
05	Jalen Harris	g	2-4	0-2	0-1	1	5	6	2	4	3	2	1	0	32
35	Reggie Chaney	g	0-1	0-0	3-6	0	2	2	2	3	2	2	0	0	13
Team						0	3	3							
Totals			21-52	10-27	20-31	6	36	42	14	72	14	19	8	9	200
FG % 1st Half:		12-28	42.9%	2nd half:	9-24	37.5%	Game:	21-52	40.4%	Deadball			Rebounds		
3FG % 1st Half:		4-13	30.8%	2nd half:	6-14	42.9%	Game:	10-27	37.0%	2.1					
FT % 1st Half:		4-10	40.0%	2nd half:	16-21	76.2%	Game:	20-31	64.5%						

Officials: Chris Ford, John Hampton, Steven Anderson
 Technical fouls: Valparaiso-Eron Gordon. Arkansas-TEAM.
 Attendance: 15630

Score by periods	1st	2nd	Total
Valparaiso	34	34	68
Arkansas	32	40	72

Last FG - VALPO 2nd-00:26, ARK 2nd-00:53.

Largest lead - VALPO by 8 2nd-07:27, ARK by 13 1st-12:32.

VALPO led for 14:53, ARK led for 22:10. Game was tied for 02:57.

Score tied - 7 times.

Lead changed - 11 times.

GAME 10		79		34 45 79 98		98		TULSA	
Tulsa 79 • 8-3		Arkansas		50 48 98 98		Dec. 14, 2019 • Fayetteville, Ark. • Bud Walton Arena			

Tulsa 79 • 8-3																
#	Player	Total		3-Ptr		Rebounds			PF	TP	A	TO	Blk	Stl	Min	
		FG-FGA	FG-FGA	FT-FTA	Off	Def	Tot									
01	Martins Igbanu	f	6-10	0-1	6-9	2	3	5	3	18	0	3	0	1	29	
00	Brandon Rachal	g	6-14	0-3	2-4	2	6	8	1	14	0	3	1	0	32	
03	Elijah Joiner	g	5-7	1-2	8-11	0	4	4	2	19	2	1	0	1	32	
11	Darrien Jackson	g	4-7	0-0	2-2	2	2	4	4	10	2	1	0	3	26	
22	Reggie Jones	g	3-6	1-3	1-1	0	1	1	3	8	2	1	0	0	18	
04	Isaiah Hill	g	2-7	2-5	0-0	1	1	2	3	6	3	1	0	0	19	
05	Lawson Korita	g	1-8	0-4	0-0	0	5	5	2	2	0	1	0	0	24	
12	Emmanuel Ugboho	g	0-1	0-0	0-0	1	0	1	2	0	1	2	0	0	5	
13	George Christopoulos	g	0-0	0-0	0-0	0	0	0	1	0	0	0	0	0	1	
15	Josh Earley	g	1-3	0-0	0-0	2	1	3	2	2	0	0	0	0	9	
41	Jeriah Horne	g	0-1	0-0	0-0	0	0	0	0	0	0	0	0	0	5	
Team						4	2	6								
Totals			28-64	4-18	19-27	14	25	39	23	79	10	13	1	5	200	
FG % 1st Half: 12-29		41.4%	2nd half: 16-35		45.7%	Game: 28-64		43.8%							Deadball	
3FG % 1st Half: 1-6		16.7%	2nd half: 3-12		25.0%	Game: 4-18		22.2%							4.	
FT % 1st Half: 9-13		69.2%	2nd half: 10-14		71.4%	Game: 19-27		70.4%								

GAME 13	SE	ESPN	ATM	59	Texas A&M	33	26	59	69	
					ARKANSAS	42	27	69		
Jan. 4, 2020 • Fayetteville, Ark. • Bud Walton Arena										

Texas A&M 59 • 6-6, 0-1 SEC

#	Player		Total		3-Ptr		Rebounds			PF	TP					Min
			FG-FGA	FG-FGA	FT-FTA	Off	Def	Tot	A			TO	Blk	Stl		
05	Emanuel Miller	f	2-4	0-0	2-4	1	2	3	2	6	0	2	0	0	28	
32	Josh Nebo	f	3-4	0-0	4-7	3	10	13	1	10	1	3	0	0	31	
11	Savion Flagg	g	4-7	1-2	0-0	1	3	4	1	9	1	3	0	1	31	
01	Wendell Mitchell	g	3-10	1-6	6-6	1	4	5	4	13	2	2	0	1	25	
20	Andre Gordon	g	7-12	1-2	0-1	0	2	2	0	15	3	2	0	2	28	
00	Jay Jay Chandler		0-1	0-1	0-0	0	0	0	4	0	0	0	1	1	13	
03	Quenton Jackson		1-3	1-2	1-2	0	1	1	1	4	0	3	0	1	24	
12	Mark French		0-2	0-1	0-0	0	1	1	0	0	1	0	0	0	11	
15	Jonathan Aku		1-1	0-0	0-0	1	0	1	0	2	0	0	0	0	2	
35	Yavuz Gultekin		0-1	0-0	0-0	1	2	3	2	0	0	1	0	0	7	
	Team					0	1	1				1				
Totals			21-45	4-14	13-20	8	26	34	15	59	8	17	1	6	200	
FG % 1st Half: 11-26			42.3%	2nd half: 10-19	52.6%	Game: 21-45	46.7%								Deadball Rebounds 4.1	
3FG % 1st Half: 3-11			27.3%	2nd half: 1-3	33.3%	Game: 4-14	28.6%									
FT % 1st Half: 8-11			72.7%	2nd half: 5-9	55.6%	Game: 13-20	65.0%									

Arkansas 69 • 12-1, 1-0 SEC

#	Player		Total		3-Ptr		Rebounds					PF	TP	A			Blk	Stl	Min
			FG-FGA	FT-FTA	FG-FGA	FT-FTA	Off	Def	Tot	To	Mk			Ass					
02	Adrio Bailey	f	1-2	0-0	0-0	0	1	1	4	2	0	1	1	0	18				
01	Isaiah Joe	g	6-14	5-12	0-0	1	4	5	2	17	2	1	0	2	39				
03	Desi Sills	g	4-9	1-4	4-6	1	3	4	3	13	1	0	0	2	30				
15	Mason Jones	g	5-17	4-11	3-5	3	3	6	2	17	3	1	0	3	37				
33	Jimmy Whitt Jr.	g	6-11	0-0	0-0	1	3	4	2	12	1	3	1	0	37				
00	Jeantal Cylla		0-0	0-0	0-0	1	0	1	0	0	0	0	0	0	1				
05	Jalen Harris		1-4	0-2	4-4	0	4	4	2	6	5	0	0	2	31				
35	Reggie Chaney		1-1	0-0	0-0	0	0	0	2	2	0	3	0	0	7				
	Team					1	1	2											
Totals			24-58	10-29	11-15	8	19	27	17	69	12	9	2	9	200				
FG % 1st Half: 13-24			54.2%	2nd half: 11-34	32.4%	Game: 24-58		41.4%	Deadball Rebounds 3										
3FG % 1st Half: 6-15			40.0%	2nd half: 4-14	28.6%	Game: 10-29		34.5%											
FT % 1st Half: 10-13			76.9%	2nd half: 1-2	50.0%	Game: 11-15		73.3%											

Officials: Gerald Williams, Garrick Shannon, Chuck Jones
Technical fouls: Texas A&M-None. Arkansas-None.
Attendance: 19200

Score by periods	1st	2nd	Total
Texas A&M	33	26	59
Arkansas	42	27	69

Last FG - T&M 2nd-03:36, ARK 2nd-01:41.
Largest lead - T&M by 3 1st-19:29, ARK by 10 2nd-19:05.
T&M led for 06:08, ARK led for 30:05. Game was tied for 03:47.

Score tied - 7 times.
Lead changed - 7 times.

GAME 15	SE	ESPN	Arkansas	76	Ole Miss	27	49	76	72	Ole Miss
						33	39	72		
Jan. 1, 2020 • Oxford, Miss. • The Pavilion										

Arkansas 76 • 13-2, 2-1 SEC

#	Player		Total		3-Ptr	Rebounds							PF	TP	A				Min
			FG-FGA	FG-FGA	FT-FTA	Off	Def	Tot	Off	Def	Blk	Stl							
02	Adrio Bailey	f	3-6	0-1	2-2	0	5	5	4	8	1	0	2	0	25				
01	Isaiah Joe	g	11-18	7-13	5-5	0	4	4	0	34	2	2	2	2	39				
03	Desi Sills	g	4-8	0-1	1-2	1	2	3	2	9	0	0	0	0	33				
15	Mason Jones	g	3-12	1-4	6-6	0	6	6	2	13	9	4	0	3	38				
33	Jimmy Whitt Jr.	g	2-9	0-0	7-8	2	1	3	3	11	0	2	0	2	40				
00	Jeantal Cylla		0-2	0-0	1-4	1	4	5	2	1	0	1	0	0	11				
05	Jalen Harris		0-1	0-1	0-0	1	1	2	4	0	1	0	0	0	10				
35	Reggie Chaney		0-0	0-0	0-0	0	0	0	1	0	0	1	0	0	4				
Team						0	0	0											
Totals			23-56	8-20	22-27	5	23	28	18	76	13	10	4	7	200				
FG % 1st Half: 8-30			26.7%	2nd half: 15-26	57.7%	Game: 23-56			41.1%	Deadball Rebounds 2									
3FG % 1st Half: 3-12			25.0%	2nd half: 5-8	62.5%	Game: 8-20			40.0%										
FT % 1st Half: 8-13			61.5%	2nd half: 14-14	100.0%	Game: 22-27			81.5%										

Ole Miss 72 • 9-6, 0-2 SEC

#	Player		Total		3-Ptr		Rebounds					PF	TP	A			Stl	Min
			FG-FGA	FG-FGA	FT-FTA	Off	Def	Tot	TO	Blk								
03	Khadim Sy	f	1-2	0-0	6-6	2	6	8	1	8	1	4	1	0	1	19		
05	KJ Buffen	f	4-6	0-0	4-4	4	6	10	5	12	0	2	2	0	28			
00	Blake Hinson	g	4-10	1-5	4-4	1	4	5	4	13	0	3	0	0	32			
02	Devontae Shuler	g	4-11	0-4	2-2	2	9	11	3	10	2	2	1	2	35			
04	Breein Tyree	g	8-20	2-3	9-10	0	3	3	3	27	1	1	0	2	40			
01	Austin Crowley		0-1	0-0	0-0	0	1	1	2	0	2	0	0	1	14			
11	Franco Miller		0-1	0-1	0-0	0	0	0	4	0	0	3	0	0	24			
23	Sammy Hunter		1-3	0-0	0-0	0	0	0	2	2	0	0	0	0	8			
Team						1	1	2			1							
Totals			22-54	3-13	25-26	10	30	40	24	72	6	16	4	5	200			
FG % 1st Half: 10-26			38.5%	2nd half: 12-28	42.9%	Game: 22-54		40.7%	Deadball Rebounds 0.1									
3FG % 1st Half: 3-8			37.5%	2nd half: 0-5	0.0%	Game: 3-13		23.1%										
FT % 1st Half: 10-11			90.9%	2nd half: 15-15	100.0%	Game: 25-26		96.2%										

Officials: Olandis Poole, Wil Howard, Doug Shows
Technical fouls: Arkansas-None. Ole Miss-None.
Attendance: 8233

Score by periods	1st	2nd	Total
Arkansas	27	49	76
Ole Miss	33	39	72

Last FG - ARK 2nd-02:15, OM 2nd-00:11.
Largest lead - ARK by 8 1st-16:14, OM by 11 2nd-15:14.
ARK led for 15:01, OM led for 22:27. Game was tied for 02:32.

Score tied - 7 times.
Lead changed - 9 times.

GAME 14	SE	ESPN	Arkansas	77	LSU	40	37	77	79	LSU
						37	42	79		
Jan. 8, 2020 • Baton Rouge, La. • Maravich Assembly Center										

Arkansas 77 • 12-2, 1-1 SEC

		Total	3-Ptr	Rebounds											
#	Player	FG-FA	FG-FA	FT-FTA	Off	Def	Tot	PF	TP	A	TO	Blk	Stl	Min	
02	Adrio Bailey	f	3-5	1-2	1-1	1	6	7	4	8	0	1	4	1	29
01	Isaiah Joe	g	4-13	2-9	3-4	1	2	3	2	13	1	1	0	2	31
03	Desi Sills	g	2-7	1-6	3-3	1	1	2	1	8	1	1	0	1	32
15	Mason Jones	g	7-15	4-7	6-6	0	5	5	5	24	4	2	0	2	39
33	Jimmy Whitt Jr.	g	9-13	0-0	4-4	0	3	3	3	22	0	1	0	0	40
05	Jalen Harris	g	1-5	0-1	0-0	0	1	1	3	2	2	0	0	2	20
24	Ethan Henderson	g	0-0	0-0	0-0	0	0	0	0	0	0	0	0	0	2
35	Reggie Chaney	g	0-0	0-0	0-0	0	0	0	4	0	1	0	0	0	7
Team						0	3	3			1				
Totals			26-58	8-25	17-18	3	21	24	22	77	9	7	4	8	200
FG % 1st Half: 16-31		51.6%	2nd half: 10-27	37.0%	Game: 26-58		44.8%		Deadball Rebounds 0						
3FG % 1st Half: 5-13		38.5%	2nd half: 3-12	25.0%	Game: 8-25		32.0%								
FT % 1st Half: 3-3		100.0%	2nd half: 14-15	93.3%	Game: 17-18		94.4%								

GAME 17			73	#10/12 Kentucky	36	37	73	66	
ESPN				ARKANSAS	27	39	66		
Jan. 18, 2020 • Fayetteville, Ark. • Bud Walton Arena									

Kentucky 73 • 13-4, 4-1 SEC

#	Player	Total		3-Ptr		Rebounds			PF	TP	A TO Blk Stl				Min
		FG-FTA	FG-FGA	FT-FTA	Off	Def	Tot	A			TO	Blk	Stl		
04	Nick Richards	f	6-8	0-0	5-6	3	6	9	2	17	0	3	2	0	28
23	EJ Montgomery	f	0-1	0-0	1-2	0	2	2	5	1	1	3	1	0	17
00	Ashton Hagans	g	4-11	2-4	3-5	0	6	6	5	13	6	1	0	1	34
03	Tyrese Maxey	g	5-7	0-1	1-1	1	5	6	3	11	2	2	1	2	25
05	Immanuel Quickley	g	3-14	1-5	6-7	4	6	10	2	13	2	2	0	0	40
01	Nate Sestina		1-4	1-2	0-0	2	1	3	4	3	1	1	0	1	21
02	Kahlil Whitney		0-0	0-0	0-0	0	0	0	0	0	0	0	0	0	1
10	Johnny Juzang		2-5	1-2	0-0	0	1	1	1	5	0	0	0	0	17
12	Keion Brooks Jr.		3-4	0-0	4-6	1	6	7	2	10	0	3	1	1	17
	Team					1	2	3			1				
Totals			24-54	5-14	20-27	12	35	47	24	73	12	16	5	5	200
FG % 1st Half: 14-32		43.8%	2nd half: 10-22	45.5%	Game: 24-54	44.4%					Deadball				
3FG % 1st Half: 4-7		57.1%	2nd half: 1-7	14.3%	Game: 5-14	35.7%					Rebound				4,
FT % 1st Half: 4-7		57.1%	2nd half: 16-20	80.0%	Game: 20-27	74.1%									

Arkansas 66 • 14-3, 3-2 SEC

#	Player		Total		3-Ptr	Rebounds					PF	TP	A				TO	Blk	Stl	Min
			FG-FTA	FG-FGA	FT-FTA	Off	Def	Tot	A	TO			Blk	Stl						
02	Adrio Bailey	f	2-5	1-3	1-6	1	4	5	3	6	2	0	2	3	24					
01	Isaiah Joe	g	4-14	3-11	2-2	2	3	5	2	13	0	1	0	1	37					
03	Desi Sills	g	1-6	1-3	1-2	1	1	2	5	4	1	1	0	0	26					
15	Mason Jones	g	5-15	1-5	8-12	1	5	6	5	19	2	4	0	2	35					
33	Jimmy Whitt Jr.	g	3-9	0-0	8-8	1	4	5	2	14	2	2	2	1	35					
05	Jalen Harris		2-6	2-4	0-0	0	2	2	3	6	1	2	0	0	28					
35	Reggie Chaney		2-2	0-0	0-0	1	2	3	2	4	0	1	1	1	15					
	Team					1	0	1												
Totals				19-57	8-26	20-30	8	21	29	22	66	8	11	5	8	200				
FG % 1st Half: 9-23			39.1%	2nd half: 10-34		29.4%	Game: 19-57		33.3%											Deadball
3FG % 1st Half: 6-10			60.0%	2nd half: 2-16		12.5%	Game: 8-26		30.8%											Rebounds
FT % 1st Half: 3-8			37.5%	2nd half: 17-22		77.3%	Game: 20-30		66.7%											3

Officials: Brian Shey, Patrick Evans, Anthony Jordan
 Technical fouls: Kentucky-TEAM 2. Arkansas-None.
 Attendance: 19200
 Kentucky Coach Calipari received 2 technical fouls at 8:19 in the 2nd half

Score by periods	1st	2nd	Total
Kentucky	36	37	73
Arkansas	27	39	66

	Points	In Paint	Off T/O	2nd Chance	Fast Break	Bench
UK	32	8	14	12	18	
ARK	22	15	7	10	10	

Last FG - UK 2nd-01:57, ARK 2nd-00:14.
 Largest lead - UK by 12 2nd-02:42, ARK by 4 1st-16:23.
 UK led for 31:24. ARK led for 05:28. Game was tied for 03:08.

Score tied - 4 times.
 Lead changed - 4 times.

GAME 19		TCU		67	TCU		29	38	67	78	
ESPN 2		TCU		ARKANSAS			33	45	78		
Jan. 25, 2020 • Fayetteville, Ark. • Bud Walton Arena											

TCU 67 • 13-6

#	Player		Total		3-Ptr	Rebounds					PF	TP	A				Min
			FG-FTA	FG-FGA	FT-FTA	Off	Def	Tot	A	TO			Blk	Stl			
10	Diante Smith	f	2-4	2-3	2-3	1	2	3	3	8	1	0	0	0	22		
21	Kevin Samuel	c	9-12	0-0	6-9	7	11	18	1	24	0	3	2	0	34		
01	Desmond Bane	g	3-6	2-3	0-0	1	1	2	4	8	5	1	0	0	37		
02	Edric Dennis		3-11	0-4	0-0	0	0	0	3	6	2	2	0	0	24		
22	RJ Nembhard	g	3-7	0-4	5-8	0	5	5	1	11	2	7	0	1	27		
03	Francisco Farabello		1-3	1-2	0-0	0	0	0	3	3	0	2	0	0	15		
04	PJ Fuller		0-2	0-0	0-0	0	0	0	4	0	1	1	1	1	19		
05	Jaire Grayer		2-4	1-3	0-0	1	0	1	2	5	0	1	0	0	16		
23	Jaedon LeDee		1-1	0-0	0-0	1	0	1	2	2	0	2	0	1	6		
	Team					2	2	4									
Totals			24-50	6-19	13-20	13	21	34	23	67	11	19	3	3	200		
FG % 1st Half:			11-24	45.8%	2nd half:	13-26	50.0%	Game:	24-50	48.0%					Deadball		
3FG % 1st Half:			2-8	25.0%	2nd half:	4-11	36.4%	Game:	6-19	31.6%					Rebounds		
FT % 1st Half:			5-7	71.4%	2nd half:	8-13	61.5%	Game:	13-20	65.0%					2,1		

Arkansas 78 • 15-4

#	Player		Total		3-Ptr	Rebounds			PF	TP	A TO Blk Stl					Min
			FG-FGA	FG-FGA	FT-FTA	Off	Def	Tot			A	TO	Blk	Stl		
02	Adrio Bailey	f	3-5	0-0	1-1	2	4	6	4	7	0	1	1	1	34	
35	Reggie Chaney	f	3-6	0-0	0-0	1	0	1	1	6	0	2	0	0	14	
05	Jalen Harris	g	2-4	1-2	2-2	2	2	4	3	7	6	2	0	0	33	
15	Mason Jones	g	4-11	2-4	10-15	1	4	5	2	20	4	2	0	1	29	
33	Jimmy Whitt Jr.	g	8-15	0-0	4-4	0	2	2	0	20	2	1	0	1	40	
00	Jeantall Cylia		0-1	0-0	0-0	1	3	4	1	0	1	2	1	0	13	
03	Desi Sills		7-8	3-3	1-2	0	2	2	4	18	1	2	0	2	34	
24	Ethan Henderson		0-0	0-0	0-1	0	0	0	1	0	0	0	0	0	3	
	Team					1	1	2								
Totals			27-50	6-9	18-25	8	18	26	16	78	14	12	2	5	200	
FG % 1st Half: 13-26			50.0%	2nd half: 14-24	58.3%	Game: 27-50		54.0%								Deadball
3FG % 1st Half: 3-4			75.0%	2nd half: 3-5	60.0%	Game: 6-9		66.7%								Rebound
FT % 1st Half: 4-7			57.1%	2nd half: 14-18	77.8%	Game: 18-25		72.0%								0

Officials: Mike Nance, Tony Greene, Joe Linday
 Technical fouls: TCU-None. Arkansas-None.
 Attendance: 19200

Score by periods	1st	2nd	Total
TCU	29	38	67
Arkansas	33	45	78

Last FG - TCU 2nd-00:17, ARK 2nd-03:51.
 Largest lead - TCU by 4 1st-18:51, ARK by 15 2nd-07:53.
 TCU led for 04:02. ARK led for 33:08. Game was tied for 02:47.

Score tied - 4 times.
 Lead changed - 3 times.

GAME 18			70	ARKANSAS	26	44	70	77	
				Mississippi State	30	47	77		
				Jan. 22, 2020 • Starkville, Miss. • Humphrey Coliseum					

Arkansas 70 • 14-4, 3-3 SEC

#	Player		Total		3-Ptr	Rebounds					PF	TP	A	TO	Blk	Stl	Min
			FG-FGA	FT-FGA	FT-FTA	Off	Def	Tot									
02	Adrio Bailey	f	3-5	0-1	0-2	1	3	4	4	6	0	1	1	0	20		
01	Isaiah Joe	g	2-13	1-8	0-0	0	7	7	4	5	3	3	0	1	36		
03	Desi Sills	g	1-4	0-2	0-0	0	1	1	2	2	2	0	0	0	18		
15	Mason Jones	g	7-16	2-7	4-4	1	6	7	3	20	4	3	1	1	30		
33	Jimmy Whitt Jr.	g	9-15	0-0	2-5	1	3	4	2	20	0	0	1	1	39		
00	Jeantall Cylia		2-2	1-1	0-0	0	2	2	2	5	1	0	0	0	17		
05	Jalen Harris		2-3	0-1	0-0	0	0	0	4	4	2	0	1	1	23		
35	Reggie Chaney		4-5	0-0	0-0	2	0	2	2	8	0	0	1	1	17		
Team						2	2	4									
Totals			30-63	4-20	6-11	7	24	31	23	70	12	7	5	5	200		
FG % 1st Half: 12-28 42.9%																	
3FG % 1st Half: 2-10 20.0%																	
FT % 1st Half: 0-1 0.0%																	
2nd half: 18-35 51.4%																	
2nd half: 2-10 20.0%																	
2nd half: 6-10 60.0%																	
Game: 30-63 47.6%																	
Game: 4-20 20.0%																	
Game: 6-11 54.5%																	
Deadball Rebounds 1,2																	

GAME 21	82	ARKANSAS	36	46	82	79	
		Alabama	39	39	78		
Feb. 1, 2020 • Tuscaloosa, Ala. • Coleman Coliseum							

Arkansas 82 • 16-5, 4-4 SEC

#	Player		Total		3-Ptr	Rebounds							PF	TP	A			Blk	Stl	Min
			FG-FA	FG-FA	FT-FTA	Off	Def	Total	Off	Def	Total	Off			Def	Total				
35	Reggie Chaney	f	2-4	0-0	4-5	5	6	11	5	8	0	1	2	1	25					
01	Isaiah Joe	g	0-3	0-3	0-0	0	1	1	2	0	0	0	0	0	21					
03	Desi Sills	g	2-6	1-4	2-2	0	1	1	3	7	2	3	0	3	39					
15	Mason Jones	g	10-20	4-7	6-13	0	5	5	4	30	1	2	0	2	38					
33	Jimmy Whitt Jr.	g	11-19	0-0	4-4	2	2	4	2	26	2	1	0	4	39					
00	Jeantal Cylla		0-0	0-0	0-0	0	2	2	0	0	0	0	0	0	1					
02	Adrio Bailey		0-3	0-0	0-0	1	0	1	0	0	0	1	0	0	6					
05	Jalen Harris		3-4	1-2	4-5	0	2	2	3	11	2	1	0	1	31					
	Team					3	4	7								1				
Totals			28-59	6-16	20-29	11	23	34	19	82	7	10	2	11	200					
FG % 1st Half: 14-32			43.8%	2nd half: 14-27	51.9%	Game: 28-59		47.5%											Deadball Rebounds	
3FG % 1st Half: 3-11			27.3%	2nd half: 3-5	60.0%	Game: 6-16		37.5%											3	
FT % 1st Half: 5-9			55.6%	2nd half: 15-20	75.0%	Game: 20-29		69.0%												

Alabama 78 • 12-9, 4-4 SEC

#	Player		Total		3-Ptr		Rebounds			PF	TP	A			Blk	Stl	Min
			FG-FGA	FG-FGA	FT-FTA	Off	Def	Tot									
00	Javian Davis	f	3-3	0-0	5-8	0	2	2	3	11	1	0	3	0		20	
03	Alex Reese	f	4-7	2-5	4-6	1	6	7	5	14	1	2	2	1		27	
02	Kira Lewis Jr.	g	4-13	0-5	4-4	1	0	1	4	12	3	7	0	3		40	
05	Jaden Shackelford	g	11-22	5-13	1-1	4	3	7	4	28	3	1	0	0		38	
23	John Petty Jr.	g	3-8	1-5	1-2	2	7	9	2	8	3	4	0	3		37	
12	Jaylen Forbes		1-5	0-3	1-2	4	5	9	4	3	0	0	0	0		18	
30	Galin Smith		1-2	0-0	0-1	3	1	4	3	2	0	3	1	0		20	
	Team					0	2	2									
Totals			27-60	8-31	16-24	15	26	41	25	78	11	17	6	7		200	
FG % 1st Half: 14-30			46.7%	2nd half: 13-30	43.3%	Game: 27-60		45.0%									Deadball
3FG % 1st Half: 4-15			26.7%	2nd half: 4-16	25.0%	Game: 8-31		25.8%									Rebounds
FT % 1st Half: 7-7			100.0%	2nd half: 9-17	52.9%	Game: 16-24		66.7%									3

Officials: Josue Nieves,Jason Baker,Tony Greene
Technical fouls: Arkansas-None. Alabama-None.
Attendance: 12461

Score by periods	1st	2nd	Total
Arkansas	36	46	82
Alabama	39	39	78

	Points	In Paint	Off T/O	2nd Chance	Fast Break	Bench
ARK	38	27	11	16	11	
BAMA	36	13	17	6	5	

Last FG - ARK 2nd-01:20, BAMA 2nd-00:00.
Largest lead - ARK by 7 2nd-08:35, BAMA by 12 1st-17:19.
ARK led for 12:54. BAMA led for 25:12. Game was tied for 01:54.

Score tied - 3 times.
Lead changed - 11 times.

GAME 23	79	ARKANSAS	30	37	12	79	83	
		Missouri	36	31	16	83		
Feb. 8, 2020 • Columbia, Mo. • Mizzou Arena								

Arkansas 79 • 16-7, 4-6 SEC

#	Player		Total		3-Ptr		Rebounds			PF	TP	A	TO	Blk	Stl	Min
			FG-FGA	FG-FGA	FT-FTA	Off	Def	Tot								
02	Adrio Bailey	*	3-3	1-1	3-5	1	2	3	5	10	1	4	1	2	29	
03	Desi Sills	*	4-10	2-6	2-3	1	3	4	4	12	1	1	0	0	33	
15	Mason Jones	*	3-14	0-6	11-14	0	5	5	5	17	1	4	0	1	36	
33	Jimmy Whitt Jr.	*	6-18	0-0	3-4	0	3	3	4	15	0	1	0	0	40	
35	Reggie Chaney	*	6-12	0-0	5-7	6	5	11	5	17	0	0	2	2	36	
00	Jeantal Cylla		0-0	0-0	0-0	0	2	2	3	0	1	0	0	0	5	
05	Jalen Harris		2-5	0-1	3-4	1	3	4	5	7	4	3	0	2	40-	
12	Ty Stevens		0-0	0-0	0-0	0	0	0	0	0	0	0	0	0	0+	
24	Ethan Henderson		0-0	0-0	1-2	0	0	0	1	1	0	0	0	1	6	
Team						2	1	3				1				
Totals			24-62	3-14	28-39	11	24	35	32	79	8	14	3	8	225	
FG % 1st Half: 8-25			32.0%	2nd half: 11-26	42.3%	OT: 5-11	45.5%	Game: 24-62	38.7%	Deadball						
3FG % 1st Half: 2-8			25.0%	2nd half: 0-4	0.0%	OT: 1-2	50.0%	Game: 3-14	21.4%	Rebound						
FT % 1st Half: 12-16			75.0%	2nd half: 15-21	71.4%	OT: 1-2	50.0%	Game: 28-39	71.8%	2.2						

Missouri 83 • 11-12, 3-7 SEC

#	Player		Total		3-Ptr		Rebounds			PF	TP	A	TO	Blk	Stl	Min
			FG-FGA	FT-FTA	FG-FGA	FT-FTA	Off	Def	Tot							
01	PINSON, Xavier	*	5-15	2-4	12-13	1	6	7	3	24	3	2	0	1	41	
04	PICKETT, Javon	*	5-12	0-3	4-7	3	3	6	3	14	0	2	0	1	39	
12	SMITH, Dru	*	3-10	0-3	5-6	0	4	4	5	11	2	3	0	4	39	
14	NIKKO, Reed	*	3-7	0-0	5-6	7	4	11	5	11	0	3	0	0	20	
24	BROWN, Kobe	*	1-3	1-1	1-2	1	4	5	3	4	0	3	1	1	18	
00	WATSON, Torrence		0-2	0-2	0-0	0	1	1	2	0	1	1	0	0	15	
02	JACKSON, Tray		4-5	0-1	1-3	1	3	4	1	9	0	1	1	0	15	
05	SMITH, Mitchell		1-4	0-1	6-7	2	9	11	4	8	0	0	0	1	35	
10	YERKES, Evan		0-1	0-1	0-0	0	0	0	0	0	0	0	0	0	1	
42	BRAUN, Parker		1-1	0-0	0-0	1	0	1	1	2	0	0	0	0	2	
	Team					0	2	2					2			
Totals			23-60	3-16	34-44	16	36	52	27	83	6	17	2	8	225	
FG % 1st Half: 10-31			32.3%	2nd half: 10-24	41.7%	OT: 3-5	60.0%	Game: 23-60	38.3%	Deadball Rebounds						
3FG % 1st Half: 1-8			12.5%	2nd half: 2-8	25.0%	OT: 0-0	0.0%	Game: 3-16	18.8%							
FT % 1st Half: 15-18			83.3%	2nd half: 9-13	69.2%	OT: 10-13	76.9%	Game: 34-44	77.3%							

Officials: Terry Oglesby, Vladimir Voyard-Tadal, R.B. Clyburn
Technical fouls: Arkansas-None. Missouri-None.
Attendance: 11439

Score by periods	1st	2nd	OT	Total
Arkansas	30	37	12	79
Missouri	36	31	16	83

	Points	In Paint	Off T/O	2nd Chance	Fast Break	Bench
ARK	32	24	11	8	8	
MIZ	38	14	16	4	19	

Last FG - ARK OT-00:17, MIZ OT-00:22.
Largest lead - ARK by 3 2nd-05:44, MIZ by 9 1st-10:11.
ARK led for 04:06. MIZ led for 37:21. Game was tied for 03:33.

Score tied - 7 times.
Lead changed - 8 times.

GAME 22	79	#10/11 Auburn	34	35	10	79	76	
		ARKANSAS	32	37	7	76		
Feb. 4, 2020 • Fayetteville, Ark. • Bud Walton Arena								

Auburn 79 • 20-2, 7-2 SEC

#	Player		Total		3-Ptr	Rebounds					PF	TP	A TO			Blk	Stl	Min
			FG-FGA	FG-FGA	FT-FTA	Off	Def	Tot										
03	Danjel Purifoy	f	2-10	1-6	5-6	3	6	9	2	10	3	3	0	0	3	7		
23	Isaac Okoro	f	6-10	2-5	0-1	4	3	7	3	14	2	1	1	2	35			
50	Austin Wiley	c	0-0	0-0	0-2	0	2	2	3	0	4	1	0	11				
05	J'Von McCormick	g	4-10	2-5	6-9	1	5	6	3	16	3	2	0	0	39			
10	Samir Doughty	g	8-13	3-7	4-4	2	1	3	2	23	2	2	0	0	39			
01	Jamal Johnson		0-2	0-2	2-3	0	0	0	2	2	0	0	0	0	11			
22	Allen Flanigan		1-5	0-4	1-1	0	1	1	3	3	1	2	0	0	14			
24	Anfernee McLemore		4-6	0-1	3-4	2	8	10	5	11	0	3	1	1	34			
35	Devan Cambridge		0-1	0-1	0-0	1	0	1	0	0	0	1	1	0	5			
	Team					2	3	5										
Totals			25-57	8-31	21-30	15	29	44	23	79	11	18	4	3	225			
FG % 1st Half: 11-28			39.3%	2nd half: 13-24	54.2%	OT: 1-5	20.0%		Game: 25-57	43.9%	Deadball							
3FG % 1st Half: 4-16			25.0%	2nd half: 4-13	30.8%	OT: 0-2	0.0%		Game: 8-31	25.8%	Rebounds							
FT % 1st Half: 8-11			72.7%	2nd half: 5-10	50.0%	OT: 8-9	88.9%		Game: 21-30	70.0%	4.2							

Arkansas 76 • 16-6, 4-5 SEC

#	Player	Total	
---	--------	-------	--

GAME 25	MISSISSIPPI STATE	78	40	38	78	77	MISSISSIPPI STATE
SEC ESPN	ARKANSAS	32	45	77	77		
Feb. 15, 2020 • Fayetteville, Ark. • Bud Walton Arena							

Mississippi State 78 • 16-9, 7-5 SEC

#	Player	Total		3-Ptr		Rebounds			PF	TP	A	TO	Blk	Stl	Min
		FG-FGA	FT-FGA	FG-FGA	FT-FGA	Off	Def	Tot							
01	Reggie Perry	f	6-9	0-0	5-7	1	7	8	4	17	1	5	0	0	36
24	Abdul Ado	f	1-2	0-0	0-0	3	4	7	3	2	0	0	2	0	24
00	Nick Weatherspoon	g	5-9	0-0	0-0	0	0	0	4	10	3	5	2	1	22
03	D.J. Stewart Jr.	g	4-5	1-1	1-1	0	3	3	4	10	0	1	0	2	37
12	Robert Woodard II	g	2-7	0-1	1-4	0	5	5	2	5	2	1	2	1	36
05	Iverson Molinar	g	4-4	0-0	0-0	0	1	1	2	8	1	0	0	0	11
22	KeyShawn Feazell	g	0-1	0-1	0-0	0	1	1	1	0	0	0	0	0	5
23	Tyson Carter	g	8-14	2-4	8-10	0	1	1	3	26	2	4	0	1	29
Team						0	2	2							
Totals			30-51	3-7	15-22	4	24	28	23	78	9	16	6	5	200
FG % 1st Half: 18-29		62.1%	2nd half: 12-22	54.5%	Game: 30-51	58.8%	Deadball Rebounds 5								
3FG % 1st Half: 1-2		50.0%	2nd half: 2-5	40.0%	Game: 3-7	42.9%									
FT % 1st Half: 3-5		60.0%	2nd half: 12-17	70.6%	Game: 15-22	68.2%									

Arkansas 77 • 16-9, 4-8 SEC

#	Player	Total		3-Ptr		Rebounds			PF	TP	A	TO	Blk	Stl	Min
		FG-FGA	FT-FGA	FG-FGA	FT-FGA	Off	Def	Tot							
02	Adrio Bailey	f	4-8	2-3	0-0	2	2	4	3	10	1	4	1	1	28
35	Reggie Chaney	f	1-3	0-0	2-2	2	0	2	2	4	0	2	0	1	18
03	Desi Sills	g	5-10	2-4	3-3	1	2	3	1	15	2	2	0	1	36
15	Mason Jones	g	9-17	2-7	18-21	0	6	6	4	38	2	2	0	1	35
33	Jimmy Whitt Jr.	g	4-8	0-0	0-0	0	6	6	1	8	3	2	0	0	40
00	Jeantal Cylla	g	0-1	0-0	0-0	0	1	1	3	0	0	0	0	0	7
05	Jalen Harris	g	0-2	0-2	0-0	0	1	1	3	0	2	1	0	0	26
14	Jamario Bell	g	0-0	0-0	0-0	0	0	0	0	0	0	0	0	0	1
24	Ethan Henderson	g	1-3	0-0	0-0	2	1	3	1	2	0	0	0	0	9
Team						0	0	0							
Totals			24-52	6-16	23-26	7	19	26	18	77	10	13	1	4	200
FG % 1st Half: 11-27		40.7%	2nd half: 13-25	52.0%	Game: 24-52	46.2%	Deadball Rebounds 0								
3FG % 1st Half: 3-8		37.5%	2nd half: 3-8	37.5%	Game: 6-16	37.5%									
FT % 1st Half: 7-7		100.0%	2nd half: 16-19	84.2%	Game: 23-26	88.5%									

Officials: Brian Shey, Jason Baker, Mike Nance

Technical fouls: Mississippi St.-None. Arkansas-None.

Attendance: 19200

Score by periods	1st	2nd	Total
Mississippi St.	40	38	78
Arkansas	32	45	77

Last FG - MSU 2nd-00:01, ARK 2nd-01:45.

Largest lead - MSU by 17 2nd-14:37, ARK by 5 1st-18:45.

MSU led for 28:38. ARK led for 08:57. Game was tied for 02:25.

Score tied - 5 times.
Lead changed - 7 times.

GAME 27	MISSOURI	68	33	35	68	78	MISSOURI
SEC ESPN	ARKANSAS	35	43	78	78		
Feb. 22, 2020 • Fayetteville, Ark. • Bud Walton Arena							

Missouri 68 • 13-14, 5-9 SEC

#	Player	Total		3-Ptr		Rebounds			PF	TP	A	TO	Blk	Stl	Min
		FG-FGA	FT-FGA	FG-FGA	FT-FGA	Off	Def	Tot							
14	Reed Nikko	f	3-4	0-0	0-0	0	0	0	2	6	0	1	1	0	19
24	Kobe Brown	f	5-10	2-6	5-6	2	8	10	2	17	0	1	0	1	28
01	Xavier Pinson	g	5-13	1-8	4-6	2	4	6	3	15	7	5	0	0	31
04	Javon Pickett	g	2-7	0-1	0-0	1	1	2	5	4	2	1	0	1	28
12	Dru Smith	g	6-14	0-2	3-4	1	7	8	3	15	2	3	0	1	38
00	Torrence Watson	g	2-6	1-3	2-2	1	1	2	2	7	0	2	1	0	21
02	Tray Jackson	g	1-2	0-1	0-0	0	1	1	0	2	0	0	0	0	4
05	Mitchell Smith	g	0-0	0-0	2-2	2	2	4	3	2	2	0	0	0	21
42	Parker Braun	g	0-0	0-0	0-0	0	1	1	0	0	0	0	1	1	10
Team						1	1	2							
Totals			24-56	4-21	16-20	10	26	36	20	68	13	13	3	4	200
FG % 1st Half: 14-26		53.8%	2nd half: 10-30	33.3%	Game: 24-56	42.9%	Deadball Rebounds 3.1								
3FG % 1st Half: 3-11		27.3%	2nd half: 1-10	10.0%	Game: 4-21	19.0%									
FT % 1st Half: 2-4		50.0%	2nd half: 14-16	87.5%	Game: 16-20	80.0%									

Arkansas 78 • 17-10, 5-9 SEC

#	Player	Total		3-Ptr		Rebounds			PF	TP	A	TO	Blk	Stl	Min
		FG-FGA	FT-FGA	FG-FGA	FT-FGA	Off	Def	Tot							
02	Adrio Bailey	f	4-8	1-3	2-3	1	4	5	5	11	0	0	1	2	31
01	Isaiah Joe	g	6-12	5-10	4-4	0	3	3	1	21	3	2	0	1	37
05	Jalen Harris	g	1-3	1-2	0-0	0	0	0	3	3	3	3	1	0	23
15	Mason Jones	g	2-9	1-4	7-8	1	7	8	3	12	4	1	0	1	29
33	Jimmy Whitt Jr.	g	6-12	0-0	2-2	0	3	3	2	14	2	1	0	1	39
00	Jeantal Cylla	g	0-0	0-0	0-0	0	0	0	0	0	0	0	0	0	2
03	Desi Sills	g	6-8	4-6	1-1	0	3	3	3	17	1	0	0	1	33
24	Ethan Henderson	g	0-1	0-0	0-0	0	0	0	0	0	0	0	0	0	1
35	Reggie Chaney	g	0-0	0-0	0-2	0	0	0	0	0	0	1	0	0	5
Team						0	1	1							
Totals			25-53	12-25	16-20	2	21	23	17	78	13	8	2	6	200
FG % 1st Half: 12-24		50.0%	2nd half: 13-29	44.8%	Game: 25-53	47.2%	Deadball Rebounds 3.2								
3FG % 1st Half: 5-10		50.0%	2nd half: 7-15	46.7%	Game: 12-25	48.0%									
FT % 1st Half: 6-8		75.0%	2nd half: 10-12	83.3%	Game: 16-20	80.0%									

Officials: Wil Howard, Steven Anderson, Chuck Jones

Technical fouls: Missouri-None. Arkansas-None.

Attendance: 19200

Score by periods	1st	2nd	Total
Missouri	33	35	68
Arkansas	35	43	78

Last FG - MIZZOU 2nd-01:17, ARK 2nd-01:10.

Largest lead - MIZZOU by 13 1st-09:59, ARK by 10 2nd-12:59.

MIZZOU led for 17:49. ARK led for 20:48. Game was tied for 01:23.

Score tied - 1 time.
Lead changed - 1 time.

GAME 26	ARKANSAS	59	26	33	59	73	ARKANSAS
SEC ESPN	FLORIDA	33	40	73	73		
Feb. 18, 2020 • Gainesville, Fla. • Exactech Arena							

Arkansas 59 • 16-10, 4-9 SEC

#	Player		Total		3-Ptr		Rebounds			PF	TP	A	TO	Blk	Stl	Min
			FG-FGA	FG-FGA	FT-FTA	Off	Def	Tot								
02	Adrio Bailey	f	7-14	2-5	0-0	2	6	8	4	16	0	1	0	1	30	
24	Ethan Henderson	f	3-4	0-0	1-3	2	1	3	5	7	0	0	1	0	10	
03	Desi Sills	g	0-7	0-4	0-0	1	2	3	2	0	0	1	0	0	36	
15	Mason Jones	g	7-16	0-4	7-10	1	2	3	4	21	5	4	0	0	40	
33	Jimmy Whitt Jr.	g	4-9	0-0	2-4	3	0	3	3	10	2	2	0	3	37	
00	Jeantal Cylla		0-2	0-1	2-2	1	1	2	2	2	0	1	0	1	10	
05	Jalen Harris		1-2	1-2	0-0	0	2	2	2	3	2	1	0	1	32	
13	Emeka Obukwelu		0-0	0-0	0-0	0	0	0	0	0	0	0	0	0	0+	
35	Reggie Chaney		0-1	0-0	0-0	0	1	1	0	0	0	0	0	0	5	
Team						1	0	1								
Totals				22-55	3-16	12-19	11	15	26	22	59	9	12	1	6	200
FG % 1st Half: 9-28			32.1%	2nd half: 13-27	48.1%	Game: 22-55	40.0%	Deadball Rebounds								
3FG % 1st Half: 1-9			11.1%	2nd half: 2-7	28.6%	Game: 3-16	18.8%	1								
FT % 1st Half: 7-10			70.0%	2nd half: 5-9	55.6%	Game: 12-19	63.2%									

GAME 29			89	ARKANSAS	39	50	89	82	
				Georgia	47	52	99		
				Feb. 29, 2020 • Athens, Ga. • Stegeman Coliseum					

Arkansas 89 • 18-11, 6-10 SEC

#	Player	Total		3-Ptr		Rebounds			PF	TP	A	TO	Blk	Stl	Min
		FG-FGA	FG-FGA	FT-FTA	Off	Def	Tot								
02	Adrio Bailey	f	2-5	0-1	2-4	1	3	4	5	6	0	0	2	0	21
24	Ethan Henderson	f	0-0	0-0	0-0	0	0	0	4	0	0	0	0	0	6
01	Isaiah Joe	g	8-18	4-10	6-6	0	3	3	1	26	1	0	0	2	40
15	Mason Jones	g	8-14	1-5	9-9	0	3	3	2	26	5	3	1	1	37
33	Jimmy Whitt Jr.	g	2-6	0-0	1-2	3	1	4	4	5	6	1	0	0	33
03	Desi Sills		8-13	3-5	2-5	1	5	6	3	21	0	1	0	0	33
05	Jalen Harris		1-5	1-3	2-2	0	4	4	2	5	1	1	0	2	28
35	Reggie Chaney		0-1	0-0	0-0	0	0	0	0	0	0	0	0	0	2
Team						2	3	5							
Totals			29-62	9-24	22-28	7	22	29	21	89	13	6	3	5	200
FG % 1st Half: 11-30		36.7%	2nd half: 18-32		56.3%	Game: 29-62		46.8%							Deadball Rebounds 4
3FG % 1st Half: 6-15		40.0%	2nd half: 3-9		33.3%	Game: 9-24		37.5%							
FT % 1st Half: 11-15		73.3%	2nd half: 11-13		84.6%	Game: 22-28		78.6%							

Georgia 99 • 15-14, 5-11 SEC

#	Player	Total		3-Ptr		Rebounds			PF	TP	A	TO	Blk	Stl	Min
		FG-FGA	FG-FGA	FT-FTA	Off	Def	Tot								
20	Rayshaun Hammonds	f	9-13	3-4	1-1	2	7	9	2	22	3	1	0	0	32
02	Jordan Harris	g	5-8	0-3	1-2	2	7	9	3	11	0	3	1	1	30
05	Anthony Edwards	*	8-14	3-6	7-8	0	7	7	2	26	2	2	0	1	37
10	Toumani Camara	*	4-8	0-1	2-5	5	2	7	3	10	0	1	0	0	33
15	Sahvir Wheeler	*	5-9	0-1	1-3	0	1	1	3	11	2	3	0	0	28
00	Donnell Gresham Jr.		1-4	0-2	1-1	0	0	0	3	3	0	0	0	0	10
03	Christian Brown		1-4	0-0	0-0	2	1	3	2	2	1	0	1	0	7
04	Tyree Crump		5-7	4-6	0-0	1	0	1	4	14	1	0	0	0	17
14	Tye Fagan		0-0	0-0	0-0	0	0	0	0	0	0	0	0	0	3
30	Mike Peake		0-0	0-0	0-0	0	1	1	1	0	0	0	0	0	3
Team						1	1	2							
Totals			38-67	10-23	13-20	13	27	40	23	99	12	10	2	2	200
FG % 1st Half: 19-34		55.9%	2nd half: 19-33		57.6%	Game: 38-67		56.7%							Deadball Rebounds 1.1
3FG % 1st Half: 5-11		45.5%	2nd half: 5-12		41.7%	Game: 10-23		43.5%							
FT % 1st Half: 4-6		66.7%	2nd half: 9-14		64.3%	Game: 13-20		65.0%							

Officials: Rob Rorke, Brian Shey, Joe Lindsey
Technical fouls: Arkansas-None, Georgia-None.
Attendance: 10017

Score by periods	1st	2nd	Total
Arkansas	39	50	89
Georgia	47	52	99

Last FG - ARK 2nd-00:07, UGA 2nd-00:15.
Largest lead - ARK None, UGA by 18 1st-08:24.
ARK led for 00:00. UGA led for 39:42. Game was tied for 00:18.

	Points	In Paint	Off T/O	2nd Chance	Fast Break	Bench
ARK	30	11	7	8	8	26
UGA	50	9	16	11	19	

Score tied - 0 times.
Lead changed - 0 times.

GAME 30		90		34 56		90		99			
		LSU		ARKANSAS		55 44		99			
Mar. 4, 2020 • Fayetteville, Ark. • Bud Walton Arena											

LSU 90 • 20-10, 11-6 SEC

#	Player	Total		3-Ptr		Rebounds			PF	TP	A	TO	Blk	Stl	Min
		FG-FGA	FG-FGA	FT-FTA	Off	Def	Tot								
00	Darius Days	f	2-3	0-1	0-0	0	3	3	5	4	0	1	0	0	12
02	Trendon Watford	f	4-8	2-3	4-6	1	5	6	4	14	2	3	0	1	33
01	Javonte Smart	g	6-16	2-6	0-0	0	7	7	5	14	1	0	1	1	29
04	Skylar Mays	g	7-17	4-7	10-11	0	5	5	2	28	6	3	0	0	38
14	Marlon Taylor	g	2-3	0-1	0-0	2	3	5	4	4	0	0	0	0	22
05	Emmitt Williams		6-9	1-1	3-6	3	3	6	4	16	0	1	1	0	21
10	James Bishop		3-9	1-5	0-0	0	1	1	3	7	1	1	0	1	15
12	Marshall Graves		1-2	1-2	0-0	1	0	1	4	3	0	0	0	0	20
15	Aundre Hyatt		0-2	0-1	0-0	0	0	0	0	0	0	0	0	0	2
21	Courtese Cooper		0-1	0-0	0-0	1	3	4	4	0	0	0	1	0	8
Team						2	0	2							
Totals			31-70	11-27	17-23	10	30	40	35	90	10	10	3	3	200
FG % 1st Half: 11-31		35.5%	2nd half: 20-39		51.3%	Game: 31-70		44.3%							Deadball Rebounds 4
3FG % 1st Half: 5-13		38.5%	2nd half: 6-14		42.9%	Game: 11-27		40.7%							
FT % 1st Half: 7-11		63.6%	2nd half: 10-12		83.3%	Game: 17-23		73.9%							

Arkansas 99 • 19-11, 7-10 SEC

#	Player	Total		3-Ptr		Rebounds			PF	TP	A	TO	Blk	Stl	Min
		FG-FGA	FG-FGA	FT-FTA	Off	Def	Tot								
02	Adrio Bailey	f	0-2	0-2	1-2	0	2	2	3	1	1	0	1	0	14
24	Ethan Henderson	f	3-3	0-0	4-9	2	4	6	3	10	1	0	0	0	27
01	Isaiah Joe	g	1-7	1-7	8-8	0	3	3	2	11	1	1	1	0	38
15	Mason Jones	g	10-17	4-6	12-14	0	2	2	2	36	3	1	0	2	38
33	Jimmy Whitt Jr.	g	9-17	0-0	8-12	1	14	15	3	26	5	1	1	2	38
00	Jeantal Cylla		0-0	0-0	0-0	0	0	0	0	0	0	0	0	0	0+
03	Desi Sills		4-8	2-5	3-8	1	2	3	1	13	2	1	0	0	34
05	Jalen Harris		0-1	0-1	0-0	0	0	0	0	0	1	0	0	0	5
35	Reggie Chaney		1-1	0-0	0-1	1	0	1	1	2	1	0	0	0	6
Team						1	2	3							
Totals			28-56	7-21	36-54	6	29	35	15	99	14	5	3	4	200
FG % 1st Half: 17-32		53.1%	2nd half: 11-24		45.8%	Game: 28-56		50.0%							Deadball Rebounds 10.2
3FG % 1st Half: 5-14		35.7%	2nd half: 2-7		28.6%	Game: 7-21		33.3%							
FT % 1st Half: 16-22		72.7%	2nd half: 20-32		62.5%	Game: 36-54		66.7%							

Officials: Todd Austin, Bart Lenox, Doug Shows
Technical fouls: LSU-Trendon Watford, Arkansas-None.
Attendance: 15169

Score by periods	1st	2nd	Total
LSU	34	56	90
Arkansas	55	44	99

Last FG - LSU 2nd-00:05, ARK 2nd-02:18.
Largest lead - LSU by 2 1st-19:04, ARK by 23 2nd-17:41.
LSU led for 02:24. ARK led for 35:55. Game was tied for 01:41.

	Points	In Paint	Off T/O	2nd Chance	Fast Break	Bench
LSU	40	7	14	22	26	15
ARK	38	15	9	24	15	

Score tied - 2 times.
Lead changed - 1 time.

LAST TIME AN ARKANSAS PLAYER...

• SCORING •

Scored 25 Points: 26 Mason Jones & Isaiah Joe at Georgia (02/29/20)
 Scored 30 Points: 36 Mason Jones vs LSU (03/04/20)
 Scored 40 Points: 40 Mason Jones vs Auburn (02/04/20)
 Scored 50 Points: 51 Rotnei Clarke vs. Alcorn State (11/13/09)
RECORD: 51 Rotnei Clarke vs. Alcorn State (11/13/09)

• FIELD GOALS MADE •

Made 15 Field Goals: 15 (15-21) Rotnei Clarke vs. Alcorn State (11/13/09)
 Made 20 Field Goals: 20 (2-30) Dean Tolson vs. Texas A&M (03/02/74)
RECORD: 20 (20-30) Dean Tolson vs. Texas A&M (03/02/74)

• FIELD GOALS ATTEMPTED •

Attempted 20 Field Goals: 24 (12-24) Mason Jones vs Auburn (02/04/20)
 Attempted 25 Field Goals: 26 (9-26) Courtney Fortson at Mississippi State (01/14/10)
RECORD: 30 (20-30) Dean Tolson vs. Texas A&M (03/02/74)

• FIELD GOAL PERCENTAGE •

Shot 100% FG (Min. 7 att): Daniel Gafford (7-7) at Texas Tech (01/26/19)
RECORD (min 8 att): 100% 8x - Best: Daryll Saulsberry (10-10) 1975

• 3-POINTERS MADE •

Made 7 3-pointers: 7 (7-13) by Isaiah Joe at Ole Miss (01/11/20)
 Made 10 3-pointers: 10 (10-13) by Isaiah Joe vs. FIU (12/01/18)
 Made 11-Plus 3-pointers: 13 (13-17) by Rotnei Clarke vs. Alcorn State (11/13/09)
RECORD: 13 (13-17) by Rotnei Clarke vs. Alcorn State (11/13/09) (SEC record)

• 3-POINTERS ATTEMPTED •

Attempted 15 3-Pointers: 17 (6-17) Isaiah Joe at Indiana (12/22/19)
 Attempted 20 3-Pointers: 24 (10-24) Pat Bradley vs. North Texas (12/30/98)
RECORD: 24 (10-24) Pat Bradley vs. North Texas (12/30/98) (SEC record)

• FREE THROWS MADE •

Made 10 Free Throws: 12 Mason Jones (12-14) vs LSU (03/04/20)
 Made 15 Free Throws: 18 (18-21) Mason Jones vs Mississippi State (02/15/20)
 Made 20 Plus Free Throws: 22 (22-24) Martin Terry vs. Texas A&M (01/22/72)
RECORD: 22 (22-24) by Martin Terry vs. Texas A&M (01/22/72)

• FREE THROWS ATTEMPTED •

Attempted 15 Free Throws: 15 (12-15) Mason Jones vs Tennessee (02/26/20)
 Attempted 20 Free Throws: 21 (18-21) Mason Jones vs Miss State (02/15/20)
 Attempted 24 Plus Free Throws: 24 (22-24) Martin Terry vs. Texas A&M (01/22/72)
RECORD: 24 (22-24) Martin Terry vs. Texas A&M (01/22/72)

• FREE THROW PERCENTAGE •

Shot 100% FT (min 10 att): 12-12 Isaiah Joe vs Tennessee (02/26/20)
RECORD (min. 11 att): 9x - Best: Tommy Boyer (18-18) in 1963

• REBOUNDS •

Grabbed 10-14 Rebounds: 11 Reggie Chaney at Missouri (02/08/20)
 Grabbed 15-20 Rebounds: 15 Jimmy Whitt Jr., vs LSU (03/04/20)
 Grabbed 20-Plus Rebounds: 23 Nick Davis vs. Jackson State (11/21/97)
RECORD: 23 by Nick Davis vs. Jackson State (11/21/97)
 • Grabbed 10 Offensive Rebounds: 10 Bobby Portis vs. LSU (03/07/15)
 • Grabbed 14 Defensive Rebounds: 14 Jimmy Whitt Jr., vs LSU (03/04/20)

• ASSISTS •

Had 10 Assists: 10 by Jalen Harris at Missouri (02/12/19)
 Had 15 Assists: 15 by Dontell Jefferson vs. Portland State (11/18/05)
RECORD: 15 by Dontell Jefferson vs. Portland State (11/18/05)

• STEALS •

Had 5 Steals: 5 Isaiah Joe vs Texas Southern (11/19/19)
 Had 6-7 Steals: 6 Isaiah Joe at Georgia Tech (11/25/19)
 Had 8-9 Steals: 9 Robert Shepard at Arizona (12/06/92)
RECORD: 9 by Robert Shepard at Arizona (12/06/92)

• BLOCKED SHOTS •

Had 5 Blocks: 5 Adrio Bailey vs Valpo (12/21/19)
 Had 6-9 Blocks: 7 Reggie Chaney at Providence (03/19/19)
 Had 10 Blocks: 10 Steven Hill vs. Texas State (12/06/05)
RECORD: 10 Steven Hill vs. Texas St. (12/06/05) & Oliver Miller vs. Texas (02/04/90)

• TURNOVERS •

Committed 5-9 Turnovers: 7 Mason Jones vs South Carolina (01/29/20)
 Committed 10 Plus Turnovers: 10 Courtney Fortson at South Carolina (02/21/09)

• MINUTES PLAYED •

38 Minutes (Regulation): 38:00 Mason Jones at Alabama (02/01/20)
 39 Minutes (Regulation): 39:31 Isaiah Joe at Georgia (02/29/20)
 40 Minutes (Regulation): Jimmy Whitt Jr. at LSU (01/08/20) & vs TCU (01/25/20)
 40 Minutes (OT): 40:00 Jimmy Whitt Jr., at Missouri (02/08/20)
 45 Plus Minutes: 47 by BJ Young vs. Auburn (01/16/13)

• MISCELLANEOUS •

2 Players Scored 20+ Pts In Same Game: Mason Jones (36) & Jimmy Whitt Jr. (26) vs LSU (03/04/20)
 3 Players Scored 20+ Pts in Same Game: at Georgia (02/29/20)
 Mason Jones (26), Isaiah Joe (26) & Desi Sills (21)
 2 Players Scored 20+ Pts In Back-To-Back Gms: Jones (37/26) & Joe (22/26) vs. Tennessee (02/26/20) and at Georgia (02/29/20)
 2 Players Scored 20+ Pts In 3 Straight: Jones (41/20/21) & Joe (20/21/24) vs Tulsa (12/14/19), Valpo (12/21/19) and Indiana (12/29/19)
 Scored 20 or More Points in Five-Plus Consecutive Games: (5) by Mason Jones 20, 20, 34, 30, 40 (01/12/20 to 02/04/20)
 Scored 20 or More Points in 10-Plus Consecutive Games: (11) by Todd Day 20, 23, 26, 26, 22, 31, 23, 21, 27, 21, 20 (12/01/90 to 01/12/91)
 Scored 30 or More Points in 3 Straight Games: Mason Jones (only Razorback) 34 vs. S. Carolina (01/29/20), 30 at Alabama (02/01/20), 40 vs Auburn (02/04/20)
 Most Points in Back-To-Back Games: 82 by Martin Terry 35 at TCU (02/20/73) and 47 vs. SMU (02/24/73)
 Consecutive Free Throws Made: 48 by Ricky Medlock (20 gms; 12/21/74 to 03/04/75)
 Double-Double: Pts/Rebs: Jimmy Whitt Jr. (26 & 15) vs LSU (03/04/20)
 Double-Double: Pts/Assists: Jalen Harris (11 & 10) vs. UTSA (12/15/18)
 Two Players with Double-Double in Same Game: vs. UTSA (12/15/18)
 Daniel Gafford (13 pts, 14 rebs) and Jalen Harris (11 pts, 10 assists)
 Had 5-Plus Assists in 5-Plus Consecutive Games: (6) by Jalen Harris 11, 6, 10, 12, 7, 10 (11/21/81 thru 12/15/81)
 Had 10 or More Assists in Back-to-Back Games: Jalen Harris 10 vs. FIU (12/01/18) and 12 at Colorado State (12/05/18)
 Three-Plus Players with 5-Plus Assists in a Game: vs. Montana State (11/21/18)
 Jalen Harris (11), Isaiah Joe (5) and Desi Sills (5)
 Had 5 or More Steals in Back-to-Back Games: Ronnie Brewer 5 vs. Western Illinois (01/01/06) and 5 vs. Mississippi State (01/07/06)

LAST TIME AN OPPONENT PLAYER...

• SCORING •

Scored 25 Points: 28 Skylar Mays vs LSU (03/04/20)
 Scored 30 Points: 30 Dantez Walton vs Northern Kentucky (11/29/19)
 Scored 40 Points: 45 Jodie Meeks vs. Kentucky (02/14/09)
 Scored 50 Points: 56 Oscar Robertson vs. Cincinnati (03/15/58) (on record)

• FIELD GOALS MADE •

Made 15 Field Goals: 17 (17-24) Jodie Meeks vs. Kentucky (02/14/09)
 Made 20 Field Goals: 21 Oscar Robertson vs. Cincinnati (03/15/58) (on record)

• FIELD GOALS ATTEMPTED •

Attempted 20 Field Goals: 22 (11-22) Braden Shackelford at Alabama (02/01/20)
 Attempted 25 Field Goals: 28 (11-28) Devan Downey vs. South Carolina (02/17/10)

• FIELD GOAL PERCENTAGE •

Shot 100% FG (Min. 7 att): Adam Wing (8-8) vs. Evansville (12/08/15)

• 3-POINTERS MADE •

Made 7 3-pointers: 7 (7-15) Tyler Hall vs. Montana State (11/21/18)
 Made 10 3-pointers: 10 (10-19) Lance Weems at Auburn (01/06/96)

• 3-POINTERS ATTEMPTED •

Attempted 15 3-pointers: 15 (7-15) Tyler Hall vs. Montana State (11/21/18)
 Attempted 20 3-pointers: 22 (5-22) Jeff Fryer vs. Loyola Marymount (03/16/89)

• FREE THROWS MADE •

Made 10 Free Throws: 10 (10-11) Skylar Mays vs LSU (03/04/20)
 Made 15 Free Throws: 15 (15-17) Keyontae Johnson at Florida (02/18/20)

• FREE THROWS ATTEMPTED •

Attempted 15 Free Throws: 17 (15-17) Keyontae Johnson at Florida (02/18/20)
 Attempted 20 Free Throws: 24 (18-24) Frank Williams vs. Illinois (12/08/01)

• FREE THROW PERCENTAGE •

Shot 100% FT (min 10 att): 14-14 Grant Williams at Tennessee (01/15/19)

• REBOUNDS •

Grabbed 15-19 Rebounds: 18 Kevin Samuel vs TCU (01/25/20)
 Grabbed 20 Rebounds: 20 Antonio McDyess vs. Alabama (03/11/95)
 • Grabbed 10 Offensive Rebounds: 11 Tyler Davis at Texas A&M (01/30/18)
 • Grabbed 10 Defensive Rebounds: 11 Kevin Samuel vs TCU (01/25/20)

• ASSISTS •

Had 10 Assists: 11 Tremont Waters vs. LSU (01/12/19)
 Had 13 Assists: 13 Chuck Evans at Mississippi State (01/27/93) (on record)

• STEALS •

Had 5 Steals: 6 Alpha Diallo at Providence (03/19/19)
 Had 8 Steals: 8 Terry Conerway vs. Texas State (12/21/02)

• BLOCKED SHOTS •

Had 6-9 Blocks: 7 Stefan Moody at Ole Miss (02/13/16)
 Had 10 Plus Blocks: 10 P.J. Roberson vs. Grambling State (11/26/11)

• TURNOVERS •

Committed 5-9 Turnovers: 5 Santiago Vescovi vs Tennessee (02/26/20)
 Committed 10 Plus Turnovers: 12 Devin Gibson vs. UTSA (12/12/07)

LAST TIME ARKANSAS HIGHS...

• SCORING •

Scored 100 Points: 104 vs. Oral Roberts (12/19/17)
Scored 120-Plus Points: 121 vs. FIU (12/01/18)
Scored 50 Points in 1st Half: 55 vs LSU (03/04/20)
Scored 50 Points in 2nd Half: 50 at Georgia (11/05/19)
Scored 60 or More Points in a Half: 63 (2nd) vs. FIU (12/01/18)
Scored 70 or More Points in a Half: 71 (1st) vs. Alcorn (11/13/09)
Scored 80 or More Points in a Half: 88 (2nd) vs. U.S. International (12/09/89)

• FIELD GOALS MADE •

Made 30 Field Goals: 31 (31-54) vs Vanderbilt (01/15/20)
Made 40 Field Goals: 42 (42-69) vs. FIU (12/01/18)
Made 50 Field Goals: 57 (57-99) vs. Troy (12/10/96)
RECORD: 68 (68-101) vs. U.S. International (12/09/89)

• FIELD GOALS ATTEMPTED •

Attempted 70 Field Goals: 71 (31-71) vs Texas Southern (11/19/19)
Attempted 80 Field Goals: 83 (34-83) vs. Iona (11/30/14)
Attempted 90 Field Goals: 99 (57-99) vs. Troy (12/10/96)
Attempted 100 Field Goals: 101 (68-101) vs. US International (12/09/89)
RECORD: 101 (68-101) vs. U.S. International (12/09/89)

• FIELD GOALS PERCENTAGE •

Shot 60% FG: 60.9 (42-69) vs. FIU (12/01/18)
Shot 70% or Better FG: 72.7 (32-44) vs. Alabama State (12/21/83)
RECORD: 79.4 (27-34) vs. Texas Tech (1979)

• 3-POINTERS MADE •

Made 15 3-pointers: 16 (16-24) vs. Mississippi State (01/09/16)
Made 20 3-pointers: 21 (21-37) vs. Troy (12/10/96)
RECORD: 21 (21-37) vs. Troy (12/10/96)

• 3-POINTERS ATTEMPTED •

Attempted 25 3-pointers: 25 (12-25) vs Missouri (02/22/20)
Attempted 30 3-pointers: 31 (12-31) at Indiana (12/29/19)
Attempted 35 3-pointers: 35 (11-35) vs. Montana State (11/21/18)
RECORD: 54 (19-54) vs. North Texas (12/30/98)

• 3-POINT PERCENTAGE •

Shot 50% 3PT FG (min. 15 att): 50.0 (9-18) vs. Ole Miss (03/02/19)
Shot 60% or Better 3PT FG (min. 15 att): 61.1 (11-18) at Vanderbilt (03/06/19)
RECORD (min. 15 att): 66.7 (16-24) vs. Mississippi State (01/09/16)

• FREE THROWS MADE •

Made 20 Free Throws: 22 (22-28) at Georgia (02/29/20)
Made 30 Free Throws: 36 (36-54) vs LSU (03/04/20)
Made 40 Free Throws: 41 (41-49) at Kentucky (01/25/92)
RECORD: 48 (48-53) vs. Ole Miss (01/17/04)

• FREE THROW ATTEMPTS •

Attempted 40 Free Throws: 40 (26-40) vs South Carolina (01/29/20)
Attempted 50 Free Throws: 54 (36-54) vs LSU (03/04/20)
Attempted 60 Free Throws: 65 vs. TCU (1955)
RECORD: 65 vs. TCU (1955)

• FREE THROW PERCENTAGE •

Shot 80% FT (min. 10 att): 81.8 (27-33) vs Tennessee (02/26/20)
Shot 90% or Better FT (min. 10 att): 94.4 (17-18) at LSU (01/08/20)
RECORD (min 10 att): 100 3x - Best 16-16 at Kentucky (02/27/14)

• REBOUNDS •

Grabbed 40 Rebounds: 45 vs Rice (11/05/19)
Grabbed 50 Rebounds: 50 vs. FIU (12/01/18)
Grabbed 55-Plus Rebounds: 55 vs. Utah Valley (01/03/15)
RECORD: 77 vs. Jackson State (01/22/02)

• ASSISTS •

Had 25 Assists: 29 vs. Montana State (11/21/18)
Had 30 Assists: 32 vs. Jackson State (11/22/96)
Had 40 Assists: 40 vs. Troy (12/10/96)
RECORD: 47 vs. U.S. International (12/09/89)

• STEALS •

Had 15 Steals: 15 at Georgia Tech (11/25/19)
Had 20 Steals: 24 vs. Maryland-Eastern Shore (01/02/01)
Had 25 Steals: 26 vs. Louisiana-Monroe (11/25/00)
RECORD: 26 vs. Louisiana-Monroe (11/25/00)

• BLOCKED SHOTS •

Had 10 Blocks: 10 vs Texas Southern (11/19/19)
Had 13 Blocks: 14 vs. Georgia (01/29/19)
Had 15 Blocks: 15 vs. South Alabama (12/30/91)
RECORD: 18 vs. Missouri (12/05/95)

• MOST TURNOVERS •

Had 20 Turnovers: 20 vs Austin Peay (12/03/19)
Had 25 Turnovers: 25 at South Carolina (02/21/09)
Had 30 Turnovers: 32 vs. Providence (11/16/07)
RECORD: 32 vs. Providence (11/16/07)

• FOULS •

Committed 25 Fouls: 26 at Tennessee (02/11/20)
Committed 30 Fouls: 32 at Missouri (02/08/20)
RECORD: 38 vs. Missouri (12/04/61)

LAST TIME ARKANSAS LOWS...

• SCORING •

Held to 40-45 Points: 43 at Florida (01/22/11)
Held to 46-49 Points: 46 at Mississippi State (02/09/16)
Held to 50-55 Points: 50 vs. Florida (03/14/19)
Held to 56-59 Points: 59 at Florida (02/18/20)
Held to 19 Points or Less in a Half: 18 (1st half) vs. Vanderbilt (02/07/17)

• FIELD GOALS •

Held to Below 20 Field Goals Made: 15 (15-49) at Tennessee (02/11/20)

• FIELD GOAL PERCENTAGE •

Held to 20-29% FG: 27.9 (17-61) vs. South Carolina (02/03/15)
Held to 30-35% FG: .333 (19-57) vs Kentucky (01/18/20)

• 3-POINTERS •

Did not Make a 3-pointer: 0 (0-2) at Texas (01/07/89)
Held to 1-4 3-PT FG Made: 3 (3-16) at Florida (02/18/20)
Held to 5-9 3-PT FG Made: 7 (7-21) vs LSU (03/04/20)
Attempted Single-Digit 3-pointers: 9 (6-9) vs TCU (01/25/20)

• 3-POINT PERCENTAGE •

Shot 10% or Worse 3PT FG: 10.0 (1-10) at Mississippi State (02/09/16)
Shot 11-19% 3PT FG: 16.7 (3-18) vs Northern Kentucky (11/29/19)

• FREE THROWS •

Made Single Digit Free Throws: 6 (6-11) at Miss State (01/22/20)
Attempted Single Digit Free Throws: 9 (7-9) vs. Georgia Tech (12/19/18)

• FREE THROW PERCENTAGE •

Shot 40-49% FT: 40.0 (6-15) at Florida (01/17/18)
Shot Below 40% FT: 26.7 (4-15) at Texas A&M (01/09/13)

• REBOUNDING •

Had 19 or Fewer Rebounds: 19 at Missouri (03/05/13)
Had 20-25 Rebounds: 23 vs Missouri (02/22/20)

• ASSISTS •

Held to 6 Assists or less: 6 at Tennessee (02/11/20)

• STEALS •

Had No Steals: *None on record*
Had 1 Steal: 1 vs Florida (03/09/18)
Had 2-4 Steals: 4 vs Mississippi State (02/15/20)

• BLOCKED SHOTS •

Had No Blocked Shots: 0 vs Missouri (1/23/19)

• FEWEST TURNOVERS •

Had 1-4 Turnovers: 4 vs Georgia (01/29/19)
Had 5-9 Turnovers: 5 vs LSU (03/04/20)

• FOULS •

Had Single Digit Fouls: 9 vs LSU (02/17/07)

ARKANSAS MISCELLANEOUS...

Played in an OT game:	02/08/20 at Missouri	L, 79-83 (OT)
Played in a 2OT game:	01/23/18 at Georgia	W, 80-77 (2 OT)
Played in a 3OT game:	02/09/80 vs. Houston	L, 90-84 (3 OT)
Beat AP team ranked 21-25:	03/09/18 vs. #23 Florida (SEC)	W, 80-72
Beat AP team ranked 16-20:	02/02/19 at #19 LSU	W, 90-89
Beat AP team ranked 11-15:	02/27/18 vs. #14 Auburn	W, 91-82
Beat AP team ranked 6-9:	12/30/17 vs. #9 Tennessee	W, 95-93 (OT)
Beat AP team ranked 2-5:	01/27/16 vs. #5 Texas A&M	W, 74-71
Beat AP team ranked #1:	02/12/84 vs. #1 North Carolina (PB)	W, 65-64
Beat AP Top 25 team on road:	02/02/19 at #19 LSU	W, 90-89
Beat AP Top 10 team on road:	02/09/94 at #4 Kentucky	W, 90-82

LAST TIME AN OPPONENT HIGHS...

• SCORING •

Scored 100 Points: 106 at Tennessee (01/15/19)
 Scored 110 Points: 117 at Ole Miss (12/10/73)
 Scored 50 Points in 1st Half: 55 at Tennessee (01/15/19)
Scored 50 Points in 2nd Half: 56 vs LSU (03/04/20)
 Scored 60 or More Points in a Half: 60 (1st half) vs. Alabama (02/28/96)

• FIELD GOALS MADE •

Made 30 Field Goals: 31 (31-70) vs LSU (03/04/20)
 Made 40 Field Goals: 40 (40-68) by Texas (01/05/10)
 Made 45 Field Goals: 45 (45-80) vs. Pittsburgh (12/29/86)

• FIELD GOALS ATTEMPTED •

Attempted 70 Field Goals: 70 (31-70) vs LSU (03/04/20)
 Attempted 80 Field Goals: 83 (31-83) by FIU (12/01/018)

• FIELD GOAL PERCENTAGE •

Shot 60% FG: 61.1 (15-23) vs. Auburn (02/17/16)
 Shot 65% FG: 67.7 (4-65) vs. North Carolina (03/23/08)
 Shot 69% FG: 69.8 (37-53) at Auburn (01/14/95)

• 3-POINTERS MADE •

Made 15 3-pointers: 15 (15-30) at LSU (02/03/18)
 Made 17 3-pointers: 17 (17-33) at Auburn (02/20/19)

• 3-POINTERS ATTEMPTED •

Attempted 25 3-pointers: 27 (11-27) vs LSU (03/04/20)
Attempted 30 3-pointers: 31 (8-31) vs Auburn (02/04/20)
 Attempted 35 3-pointers: 37 (6-37) by FIU (12/01/18)

• 3-POINT PERCENTAGE •

Shot 50% 3PT FG (min 15 att): 51.5 (17-33) at Auburn (02/20/19)
 Shot 60% or Better 3PT FG (min 15 att): 62.7 (10-15) at South Carolina (02/09/19)

• FREE THROWS •

Made 20 Free Throws: 21 (21-25) at Florida (02/18/20)
Made 30 Free Throws: 34 (34-44) at Missouri (02/08/19)
 Made 40 Free Throws: 40 (40-50) vs. UMass (11/25/94)

• FREE THROW ATTEMPTS •

Attempted 35 Free Throws: 38 (32-38) at LSU (02/02/19)
Attempted 40 Free Throws: 44 (34-44) at Missouri (02/08/18)
 Attempted 50 Free Throws: 50 (39-50) vs. South Carolina (03/11/04)

• FREE THROW PERCENTAGE •

Shot 80% FT (min. 10 att): .840 (21-25) at Florida (02/18/20)
Shot 90% or Better FT (min. 10 att): .962 (25-26) at Ole Miss (01/11/20)

• REBOUNDING •

Grabbed 45 Rebounds: 47 vs Kentucky (01/218/19)
Grabbed 50 Rebounds: 52 at Missouri (02/08/20)
 Grabbed 55-Plus Rebounds: 56 vs. Georgia (01/29/19)
• Grabbed 20 Offensive Rebounds: 23 at LSU (01/08/20)

• ASSISTS •

Had 25 Assists: 25 vs. Louisville (11/17/09)
 Had 30 Assists: 30 at UAB (01/27/90)

• STEALS •

Had 15 Steals: 15 at LSU (02/24/10)
 Had 18 Steals: 18 vs. Alcorn State (12/02/95)

• BLOCKED SHOTS •

Had 10 Blocks: 10 at Tennessee (01/22/14)
 Had 13 Blocks: 13 at Mississippi State (01/14/10)

• MOST TURNOVERS •

Had 20 Turnovers: 21 vs Austin Peay (12/03/19)
Had 25 Turnovers: 27 vs Rice (11/05/19)
 Had 30 Turnovers: 30 vs. Louisiana-Monroe (12/31/04)

• FOULS •

Committed 10-14 Fouls: 15 at Miss State (01/22/20)
Committed 15-19 Fouls: 18 vs Mississippi State (02/15/20)
Committed 20-29 Fouls: 21 at Georgia (02/29/20)
Committed 30-plus Fouls: 35 vs LSU (03/04/20)
RECORD: 36 vs. Centenary (12/04/82)

LAST TIME AN OPPONENT LOWS

• SCORING •

Held to 30-39 Points: 33 vs. Vanderbilt (01/12/13)
Held to 40-45 Points: 43 vs North Texas (11/12/19)
Held to 46-49 Points: 46 vs Montana (11/16/19)
Held to 50-55 Points: 51 vs Texas Southern (11/19/19)
Held to 56-59 Points: 55 vs Vanderbilt (01/15/20)
Held to 19 Points or Less in a Half: 18 vs Montana (11/16/19)

• FIELD GOAL PERCENTAGE •

Held to 21% or Worse FG: 20.97 (13-62) vs. Jackson State (11/22/02)
Held to 20-29% FG: 28.6 (16-56) vs Rice (11/05/19)
Held to 30-35% FG: 34.5 (19-55) vs Texas Southern (11/19/19)

• 3-POINTERS •

Did not Make a 3-pointer: 0 (0-10) by Mississippi State (02/07/15)
Held to 1-4 3-PT FG Made: 4 (4-17) vs Tennessee (02/26/20)
Held to 5-9 3-PT FG Made: 6 (6-16) at Florida (02/18/20)

• 3-POINT PERCENTAGE •

Shot 10% or Worse 3PT FG: 8.0 (2-25) vs Rice (11/05/19)
Shot 11-19% 3PT FG: 19.0 (4-21) vs Missouri (02/22/20)

• FREE THROWS •

Made 1-5 Free Throws: 3 (3-7) vs. Oral Roberts (12/19/17)
Made 6-9 Free Throws: 7 (7-11) vs Valpo (12/21/19)

• FREE THROW ATTEMPTS •

Attempted Single Digit Free Throws: 7 (3-7) vs. Oral Roberts (12/19/17)

• FREE THROW PERCENTAGE •

Shot 40-49% FT: 47.4 (9-19) vs. Auburn (02/17/16)
 Shot Below 40% FT: 38.1 (8-21) vs. Texas State (12/22/18)

• REBOUNDING •

Had 19 or Fewer Rebounds: 19 vs. Missouri-Kansas City (12/02/06)
 Had 20-25 Rebounds: 25 at Texas Tech (01/26/19)

• ASSISTS •

Held to Single Digit Assists: 8 vs Tennessee (02/26/20)

• STEALS •

Had No Steals: 0 vs Vanderbilt (01/15/20)
 Had 1 Steal: 1 at Florida (01/17/18)
Had 2-5 Steals: 3 vs LSU (03/04/20)

• BLOCKED SHOTS •

Had No Blocked Shots: 0 vs Austin Peay (12/03/19)

• FEWEST TURNOVERS •

Had Single Digit Turnovers: 9 at Providence (03/19/19)

• FOULS •

Had Single Digit Fouls: 8 at Michigan (12/08/12)

