



ARKANSAS

2020-21 MEN'S BASKETBALL MEDIA GUIDE





ISAIAH

JOE



**2ND ROUND DRAFT PICK
PHILADELPHIA 76ERS**

PRO HOGS




MASON

JONES



**TWO-WAY CONTRACT
HOUSTON ROCKETS**





BEST WINNING PERCENTAGE AMONG NCAA DIVISION I HEAD COACHES (min. 5 years at D1)

Coach	Current School	Pct.
1. Mark Few	Gonzaga	.828
2. Chris Jans	New Mexico State	.782
3. Roy Williams	North Carolina	.778
4. John Calipari	Kentucky	.773
5. Bill Self	Kansas	.768
6. Mike Krzyzewski	Duke	.768
7. Rick Croy	California Baptist	.758
8. Steve Forbes	Wake Forest	.751
9. ERIC MUSSELMAN	ARKANSAS	.739
10. Sean Miller	Arizona	.734



NOTES AND STATS

- Has over 600 wins in 19 seasons as a head coach
- Has been a collegiate head coach, international head coach and a professional head coach
- In 19 seasons as a head coach (professional and collegiate), has finished first in his conference/division 13 times
- In 14 seasons as a professional head coach, was first or second in wins 10 times – most wins 7x and second-most wins 3x
- As a collegiate head coach, won three conference titles, played in three NCAA tournaments and won a postseason championship
- Only needed 130 games as collegiate head coach to record 100 wins – the ninth fastest to reach the milestone in the last 50 years
- First coach in professional basketball history to win 100 games by the age of 28
- In five years as a college coach, his teams have led their league in fewest turnovers 4x, ranked first or second in both free throw made and attempts 5x, led the NCAA in free throws made once and led the NCAA in 3-pt FG defense once
- In the last two years, six of his players have signed with NBA teams – Caleb Martin (2019), Cody Martin (2019), Jordan Caroline (2019), Jalen Harris (2020), Isaiah Joe (2020) and Mason Jones (2020).

JERRY AND GENE JONES FAMILY

STUDENT-ATHLETE SUCCESS CENTER

There is no debate about the most influential newcomer to Razorback Athletics in 2015-16. Opened for the start of the academic year, the Jerry and Gene Jones Family Student-Athlete Success Center, was officially dedicated on September 19 with members of the Jones Family, Vice Chancellor and Director of Athletics Jeff Long, Arkansas Governor Asa Hutchinson, Southeastern Conference Commissioner Greg Sankey and hundreds of Razorback student-athletes looking on.

The 55,000 square-foot facility dedicated to the development of more than 460 Razorback student-athletes was made possible by a \$10.65 million gift from the Jones family. The Jones Success Center addresses the academic, nutritional, personal and professional development of our student-athletes and creates an integrated academic support program focused on the graduation of all student-athletes at the University of Arkansas.

The Student-Athlete Success Center is the home of the Bogle Academic Center and provides student-athletes with multiple learning environments including academic advising and course preparation, leadership training through the Razorback Leadership Academy and career planning and service learning. It also houses the Sports Nutrition Center, serving the fueling needs of student-athletes competing in 19 sports.



**JERRY & GENE JONES FAMILY
STUDENT-ATHLETE SUCCESS CENTER**



BASKETBALL PERFORMANCE CENTER

The 66,000 square-foot Basketball Performance Center opened in the fall of 2015 and is the home of the Razorback Basketball program. In May 2019, the University of Arkansas System Board of Trustees adopted a resolution to name the men's facility the **EDDIE SUTTON MEN'S BASKETBALL PRACTICE GYM** after the Hall of Fame coach.

The facility includes two full-court gymnasiums, locker rooms, a weight room, an athletic training room, coaches' offices, team meeting rooms, a student-athlete lounge, study areas and an equipment room.

The largest components of the facility are two identical practice gyms, which are approximately 12,280 square feet each. Each gym has six wall mounted goals and two portable goals that are identical to the goals used in Bud Walton Arena.

A state-of-the-art video coaching system is available in each gym with a large format video display for the team's use in reviewing video footage recorded during practice through the remotely operated cameras mounted on the ceiling.

The Performance Center's training room is approximately 1,720 square feet and contains a large treadmill treatment pool, cold plunge pool, hot plunge pool and a dual extremity pool.

The weight room is 4,030 square feet with a dedicated plyometric training area, private massage rooms and strength coach offices.



I was blown away with our facilities when I made my first visit.

ERIC MUSSELMAN



BUD WALTON ARENA

NOLAN RICHARDSON COURT

- Arkansas has won 80.7 percent of its games played in Bud Walton Arena since it opened in 1939-94.
- The Razorbacks have ranked in the top 30 in national attendance in all 27 years playing in Bud Walton Arena, including 22 times among the nation's top 15.
- On Oct. 20, 2019, the floor at Bud Walton Arena was named **NOLAN RICHARDSON COURT** in honor of the Razorback Hall of Fame coach.





One of the best arenas to play in

ARCHIE MILLER (INDIANA)



You don't come here expecting to win.

JOHN CALIPARI (KENTUCKY)



In this building, they are going to beat a lot of people in here.

JIM BOEHEIM (SYRACUSE)





U.S. News
A WORLD REPORT







33

NCAA Selections

32

NCAA Appearances

22

Conference Championships

10

Sweet Sixteens

6

Final Fours

1

National Championship



NAISMITH MEMORIAL BASKETBALL HALL OF FAME

- Nolan Richardson (Class of 2014)
- Sidney Moncrief (Class of 2019)
- Eddie Sutton (Class of 2020)

NATIONAL COLLEGIATE BASKETBALL HALL OF FAME

- Nolan Richardson (Class of 2008)
- Edie Sutton (Class of 2011)
- Sidney Moncrief (Class of 2018)



RAZORBACKS IN THE NBA

39

- NBA Draft Selections

16

- All-Star Game Appearances

14

- NBA All-Defensive Team Honors

12

- NBA First Round Draft Picks

7

- All-NBA Team Honors

3

- NBA Champions
- Defensive Players of the Year

1

- Sixth-Man of the Year
- All-Rookie Team
- Most Improved Player



PATRICK BEVERLY | LA CLIPPERS
3-Time NBA All-Defensive Team



BOBBY PORTIS | MILWAUKEE BUCKS
2015 1st Round Draft Pick



DANIEL GAFFORD | CHICAGO BULLS
2019 2nd Round Draft Pick



ISAIAH JOE | PHILADELPHIA 76ERS
2020 2nd Round Draft Pick



RAZORBACK BASKETBALL

The Muss Bus.....	1
Jerry & Gene Jones Success Center	2-3
Basketball Performance Center	4-5
Bud Walton Arena	6-7
Fayetteville, Arkansas.....	8-9
Tradition	10
#ProHogs	11
Table of Contents/Quick Facts.....	12

COACHING STAFF

Eric Musselman	14-18
David Patrick	19
Clay Moser.....	20
Corey Williams	21
Anthony Ruta	22
Earl Boykins.....	23
Hays Myers / Riley Hall.....	24
Michael Musselman / Patrick Ackerman.....	25
Mark O'Neal.....	26
Dave Richardson	27
Student/Graduate Assistants	28-29
Support Staff/Managers	30
Coaching Staff Photos.....	31
Nike Ad.....	32

THE PLAYERS

Roster	34
TV/Radio Speed Chart.....	35

RETURNING LETTERMEN

Desi Sills	36-37
Emeka Obukwelu.....	38-39
Ethan Henderson	40-41

RETURNING SIT-OUT TRANSFERS

JD Notae.....	42-43
Abayomi Iyiola.....	44-45
Connor Vanover.....	46-47

GRADUATE TRANSFERS

Justin Smith	48-49
Vance Jackson.....	50-51
Jalen Tate.....	52-53
Brandon Kimble.....	54-55

FRESHMEN

Davonte Davis / Moses Moody	56-57
Jaylin Williams / Khalen Robinson.....	58-59
Bryson Morehead.....	60-61
Razorback Team Photo.....	60
Razorback by Class	61
Career Game-By-Game Stats (Numerically).....	62-68

2019-20 YEAR-IN-REVIEW

Season Notes	70-73
Results	74
Player Overall Season & SEC Statistics.....	75
Team Game-By-Game Stats.....	76
Opponent Game-By-Game Stats.....	77
Game-By-Game Pts-Rebs-Assists / Lineups.....	78
Specialty Stats.....	79
Starting Lineups.....	78
Stat Leaders By Game	80
Box Scores	81-88
SEC Standings, Awards & Razorback Honors	89
Arkansas in the SEC/NCAA Stats	90

HISTORY

Bud Walton Arena/Nolan Richardson Court.....	92
Bud Walton Arena Record By Year / Attendance	93
Bud Walton Arena Top Crowds / Home Game Records	94
Bud Walton Arena Records.....	95
Barnhill Arena Record By Year	96
History & Memorable Games	97-107
All-Americans.....	108-109
AI-SEC / SEC Player Honors / AI-District.....	110-111

All-Tourney / SEC Legends / Halls of Fame.....	112
Coach of the Year Awards / Team USA	112
All-Southwest Conference Honors.....	113
All-Time Final Rankings.....	114-115
Razorbacks In The NBA	116-117
Letterwinners.....	118-119
Arkansas Sports Hall of Fame/ University Hall of Honor.....	120

RECORDS

1,000-Point Scorers	122-126
30-Point Games	127
Scoring Records	128-129
Field Goal Records.....	130-132
Free Throw Records.....	133-135
Rebounding Records.....	136-137
Three-Point Field Goal Records	138-140
Assist Records	141
Block Records	142
Steal Records	143
Class Records.....	144
Team Records.....	145-149
Year-By-Year Comparison.....	150-152
100-Point Games.....	153
Miscellaneous Records.....	154
Postseason Records.....	155-156
All-Time Series Records.....	157-165
Year-By-Year Records.....	166
Coaching Records	167
Year-By-Year Results.....	168-182

UNIVERSITY OF ARKANSAS

Media Information	184
Razorback Radio Network.....	185
The Southeastern Conference	186
SEC Tournament.....	187
University of Arkansas.....	188-191
Chancellor Dr. Joseph E. Steinmetz.....	192
Faculty Athletic Rep Gerald Jordan.....	192
University Leadership	193
Director of Athletics Hunter Yurachek	194-195
The SEC, It Just Means More.....	196

UNIVERSITY INFORMATION

Location: Fayetteville, Ark.
 Enrollment: 27,559
 Founded: 1871
 Colors: Cardinal (PMS 201) and White
 Nickname: Razorbacks
 Conference: Southeastern (SEC)
 Arena (Capacity): Bud Walton Arena (19,200)

ADMINISTRATION

System President: Dr. Donald R. Bobbitt
 Chancellor: Dr. Joseph E. Steinmetz
 Vice Chancellor and Director of Athletics: Hunter Yurachek
 Faculty Representative: Gerald Jordan

HEAD COACH ERIC MUSSELMAN

Record at Arkansas: 20-12 (2nd Season)
 Record as College Head Coach: 130-46 (6th Season)
 Record at Professional Head Coach: 508-392 (14 years)
 SEC Record: 7-11 (2nd Season)
 Record In Bud Walton Arena: 14-4 (2nd Season)

BASKETBALL STAFF

Associate Head Coach: David Patrick (1st Year)
 Assistant Coach: Clay Moser (2nd Year)
 Assistant Coach: Corey Williams (2nd Year)
 Director of Operations: Anthony Ruta (2nd Year)
 Special Asst. to the Head Coach: Hays Myers (2nd Year)
 Director of SA Development: Earl Boykins (2nd Year)
 Video Coordinator: Riley Hall (5th Year)
 Director of Recruiting: Michael Musselman (2nd Year)
 Recruiting Coordinator: Patrick Ackerman (2nd Year)
 Head Strength Coach: Dave Richardson (3rd Year)
 Head Athletic Trainer: Mark O'Neal (2nd Year)
 Graduate Assistants: Jeremiah Bonsu, Alex Delleit, Tyson Batiste, Caleb Cline, Colin Donnelly, Raheem Martin, Elijah Roth
 Student Assistant Coach: Khalil Garland

TEAM INFORMATION

2019-20 Record: 20-12
 2019-20 SEC Record: 7-11
 BWA Record: 14-4 • Road Record: 4-8 • Neutral Record: 2-0
 NLR Record: 1-0

ALL-TIME RECORDS

Seasons: 98th
 Years: 1923-24 - Present
 Overall Record: 1,708-967 (.639)
 All-Time Conference Record: 835-559 (.600)
 All-Time SEC Record: 250-230 (.521)
 NCAA Tournament Record: 42-32 (.568)

BUD WALTON ARENA

Year Opened: 1994-95
 All-Time Record: 373-89 (.807)
 All-Time SEC Record in BWA: 158-66 (.705)
 Total Attendance: 7,384,416
 Average Attendance: 15,984

NCAA TOURNAMENT HISTORY

National Championships: 1 (1994)
 National Runner-Up: 1 (1995)
 NCAA Final Fours: 6
 NCAA Elite Eight: 10
 NCAA Sweet Sixteen: 10
 NCAA Tournament Berths: 33*
 NIT Record (App.): 6-5 (4)

* - Received a bid in 1944 but was unable to participate due to a car accident. Total number of appearances is 32.

MEDIA GUIDE CREDITS

EDITOR

Mike Cawood
 tmcaewood@uark.edu • 479-236-2090

OTHER CONTRIBUTORS

Justin Gloor, Trent Daniel and all previous Arkansas Basketball SIDs.
 Fayetteville Chamber of Commerce,
 Southeastern Conference,
 UA University Relations, Razorback Foundation.

PRINTING

JUST-US Printers, Inc., Springdale, Ark.

PRIMARY PHOTOGRAPHERS

Walt Beazley, Gunnar Rathbun

CONTRIBUTING PHOTOGRAPHY

Brooklyn Nets, Charlotte Hornets, Chicago Bulls, Detroit Pistons, Hawgs Illustrated, Wesley Hitt, Houston Rockets, Jason Ivester, Milwaukee Bucks, New York Knicks, NBA/Getty Images, Phoenix Suns, Portland Trail Blazers, Los Angeles Clippers, San Antonio Spurs, Sports Illustrated, Utah Jazz.

ERIC MUSSELMAN

2nd Year Head Coach



IN THIS SECTION

COACHES

Head Coach Eric Musselman.....	14-18
Associate Head Coach David Patrick.....	19
Assistant Coach Clay Moser.....	20
Assistant Coach Corey Williams.....	21

STAFF

Anthony Ruta	22
Earl Boykins	23
Hays Myers.....	24
Riley Hall	24
Michael Musselman.....	25
Patrick Ackerman	25
Mark O'Neal.....	26
Dave Richardson	27
Khalil Garland.....	28
Graduate Assistants	28-29
Support Staff.....	30
Student Managers	30
Staff Photos	31
Nike Ad.....	32





ERIC MUSSELMAN

HEAD COACH || 2nd SEASON AT ARKANSAS
San Diego, 1987

- 2003** NBA Coach of the Year Runner-Up
- 2012** NBA D-League Coach of the Year
- 2016** Bleacher Report's Mountain West Coach of the Year
- 2017** USBWA District VIII Coach of the Year
- 2018** USBWA District VIII and NABC District 17 Coach of the Year
Mountain West Coach of the Year

130-46 • FIVE YEARS AS COLLEGIATE HEAD COACH
503-291 • 14 SEASONS AS PROFESSIONAL HEAD COACH

COLLEGIATE HEAD COACHING RECORD

Year	Record	Conference	Postseason
2015-16	24-14	10-8 MW (T4th)	CBI Champion
2016-17	28-7	14-4 MW (1st) ^ *	NCAA 1st Round
2017-18	29-8	15-3 MW (1st) ^	NCAA Sweet 16
2018-19	29-5	15-3 MW (1st) ^	NCAA 1st Round
2019-20	20-12	7-11 SEC (T10th)	Canceled
Totals	130-46	61-29	

^ - Regular season champion / * - Tournament champion

Eric Musselman was named head men's basketball coach at the University of Arkansas on April 7, 2019, with his official welcome and press conference coming on the following day at Bud Walton Arena. Musselman has more than 30 years of coaching experience, including 14 years as a head coach in the NBA, NCAA and CBA.

In his five years as a collegiate head coach, Musselman's teams have won at least 20 games each year to post a career record of 130-46 with his winning percentage of .739 ranking ninth-best among active Division I coaches (with at least four years of head coaching experience).

Prior to entering the collegiate head coaching ranks, Musselman was a head coach for seven professional teams, including two seasons with the Golden State Warriors (2002-04) and one with the Sacramento Kings (2006-07). He has won over 500 games as a professional head coach with an overall winning percentage of .634 (508-293).

In his first year at Arkansas, the Razorbacks posted a 20-12 record to become just the second first-year Razorback coach to win 20 games. He was also 1 of 10 NCAA Division I coaches in their first year at a program to win at least 20 games in 2019-20. He was the only one from a power conference to do so.

His exciting brand of basketball and infectious personality has invigorated the Razorback faithful. Arkansas had five sell-outs in 2019-20 and ranked eighth in the NCAA in total attendance (294,262) - 12th in season average (15,487). Season ticket sales were the most since 2015-16 and attendance for SEC games rose 6% despite having just four Saturday league games at home.

Thanks to a win at Georgia Tech and the program's first-ever road win versus a Big 10 team at Indiana, the Razorbacks were 43rd in the NCAA Net prior to the season being abruptly ending on March 12 - prior to a second-round meeting with South Carolina in the SEC Tournament - due to COVID-19.

Individually, Mason Jones had a break-out season in Musselman's system. Jones, who was not only preseason all-conference team, was named SEC Co-Player of the Year by the media, was consensus first team All-SEC, was one of two players to be a unanimous first team pick by the SEC media. Nationally, Jones was voted AP honorable mention All-America (1 of 20 recognized) and he was one of five finalists for the Jerry West Award, presented to the nation's top shooting guard.

Musselman also had success on the recruiting trail in his first season as the Class of 2020 was the fifth-best group in the nation (ESPN) thanks to prospect Moses Moody (the highest-rated Razorback recruit since 2013, #16 Bobby Portis) and three other consensus four-stars - Davonte Davis, Khalen Robinson and Jaylin Williams - that ranked among the nation's top 100. Musselman also landed three of the top graduate transfers in the nation in Jalen Tate (#5 by NBC Sports), Justin Smith (#11 by The Stadium) and Vance Jackson (#8 by CBS Sports).

At Nevada, Musselman led the Wolf Pack to Mountain West regular-season titles in each of his last three years. The Wolf Pack won the CBI (College Basketball Invitational) postseason tournament in his first year as head coach while adding a Mountain West tournament title in 2017 to secure the program's first NCAA Tournament appearance since 2007. The last two seasons, Nevada earned at-large berths to the NCAA Tournament as a seventh seed each time.

In addition to his teams' success, numerous individual honors have been bestowed upon his players. Caleb Martin was a two-time All-America selection (2018 and '19), a two-time district Player of the Year honoree and 2018 Mountain West Player of the Year. Overall, 13 All-Mountain West honors were earned by Wolf Pack players over the last four seasons.

AS ARKANSAS HEAD COACH
 Year one of the Musselman era was an unmitigated success. The team went 20-12 despite having Isaiah Joe - one of the nation's top 3-point shooters - miss five conference games due to injury. The Razorbacks led the NCAA in 3-point field goal

MUSSELMAN FILE

- Born: November 19, 1964 – Ashland, Ohio
- Hometown: San Diego, Calif.
- Wife: Danyelle
- Children: Michael, Matthew, Mariah
- Education: San Diego, 1987
- Collegiate Head Coaching Honors:
 - ^ 2015-16 Bleacher Report MW Coach of the Year
 - ^ 2016-17 USBWA District VIII Coach of the Year
 - ^ 2017-18 MW Coach of the Year
 - ^ 2017-18 USBWA District VIII Coach of the Year
 - ^ 2017-18 NABC District 17 Coach of the Year

COACHING EXPERIENCE

PROFESSIONAL COACHING EXPERIENCE

- 1989-90, 91-95: **Head Coach**, Rapid City Thrillers (CBA)
- 1990-91: Assistant Coach, Minnesota Timberwolves (NBA)
- 1995-96: **Head Coach**, Florida Sharks (USBL)
- 1996-97: **Head Coach**, Florida/West Palm Beach Dogs (CBA)
- 1998-00: Assistant Coach, Orlando Magic (NBA)
- 2000-02: Assistant Coach, Atlanta Hawks (NBA)
- 2002-04: **Head Coach**, Golden State Warriors (NBA)
- 2004-06: Assistant Coach, Memphis Grizzlies (NBA)
- 2006-07: **Head Coach**, Sacramento Kings (NBA)
- 2010-11: **Head Coach**, Reno Bighorns (NBADL)
- 2011-12: **Head Coach**, Los Angeles D-Fenders (NBADL)

PROFESSIONAL HEAD COACHING RECORD: 503-291

- **NBA:** 108-138 (.439) 3 years
 - Golden State (2002-04) 75-89
 - Sacramento (2006-07) 33-49
- **CBA:** 270-122 (.689) 7 years
 - Rapid City (1989-90; '91-95) 191-89
 - Florida/West Palm (1995-97) 79-33
- **USBL:** 53-3 (.946) 2 years
 - Florida/Bradenton (1995 & 1996) 53-3
- **NBA-DL:** 72-28 (.720) 2 years
 - Reno (2010-11) 34-16
 - Los Angeles (2011-12) 38-12

COLLEGE COACHING EXPERIENCE:

- 2012-13: Assistant Coach, Arizona State
- 2013-14: Associate Head Coach, Arizona State
- 2014-15: Associate Head Coach, LSU
- 2015-19: Head Coach, University of Nevada
- 2019-pres: Head Coach, University of Arkansas

INTERNATIONAL COACHING EXPERIENCE

- 2009: China
- 2010: USA
- 2010-11: Dominican Republic
- 2011-13: Venezuela

percentage defense (.272). The squad also led the SEC in free throws made (third in NCAA), turnover margin (ninth in the NCAA), turnovers forced (29th in the NCAA), total steals (34th in the NCAA), fewest turnovers per game (47th in NCAA).

The team had an NCAA Net of 43 while NCAA Net had Arkansas' overall strength of schedule at 25th, including a non-conference schedule ranking of 12th. Arkansas was 12-1 in the non-conference with wins at Georgia Tech, at Indiana - the program's first road win versus a Big 10 opponent, and a home win over TCU in the Big 12/SEC Challenge.

Individually, Mason Jones was one of five finalists for the Jerry West Award, named AP honorable mention All-America, voted AP SEC co-Player of the Year and first team All-SEC, being one of two unanimous picks by the media. He was the only player in the league to rank among the top 10 in scoring (1st), rebounding (20th), assists (10th) and steals (6th). Jones became just the third person to be named SEC Player of the Week a record four times while becoming the first Razorback to lead the SEC in scoring (22.03; 8th in the NCAA). He posted nine games with at least 30 points (two 40-plus), which was the most by an SEC player over the last 20 years. Jones additionally led the NCAA, while setting a school record, by making 233 free throws.

Jones and Isaiah Joe were both named USBWA All-District as they were to top-scoring duo in the SEC. Joe ranked seventh in the league by scoring 16.9 ppg. Joe, despite missing six total games due to a knee injury, led the SEC in 3-pointers made (94) while ranking fourth in the nation in 3-pointers made per game (3.26). Joe also set a school record for best free throw percentage in SEC games (.954) while ranking 14th in the NCAA in overall free throw percentage (.890).

AS NEVADA HEAD COACH

At Nevada, Musselman led the Wolf Pack to Mountain West regular-season titles in each of the last three years. The Wolf Pack won the CBI (College Basketball Invitational) postseason tournament in his first year as head coach while adding a Mountain West tournament title in 2017 to secure the program's first NCAA Tournament appearance since 2007. The past two seasons, Nevada earned at-large berths to the NCAA Tournament as a seventh seed each time.

In addition to his teams' success, numerous individual honors have been bestowed upon his players. Caleb Martin was a two-time All-America selection (2018 and '19), a two-time district Player of the Year honoree and 2018 Mountain West Player of the Year. Overall, 13 All-Mountain West honors were earned by Wolf Pack players over Musselman's four seasons.

This past year, Nevada was ranked among the nation's top 20 all season - including 16 weeks inside the top 10 - and won 29 games for the second straight year, finishing 29-5, to tie the school record for most wins in season. He was one of 15 finalists for the Werner Ladder Naismith Men's College Coach of the Year Award. The team featured Martin, who was named first team All-Mountain West along with Jordan Caroline while Cody Martin was tabbed third team all-conference. All three were named to the MW All-Defensive team while Jazz Johnson was the league's Sixth Man of the Year.

The previous season (2017-18), Musselman led the Nevada basketball program to a place it had not been since 2004, winning 29 games (29-8) and reaching the NCAA Tournament Sweet 16 for just the second time in school history. The Wolf Pack upset No. 2 seed Cincinnati but fell just a point short of reaching the school's first Elite 8, falling 69-68 to Loyola Chicago.

Musselman earned four Coach of the Year honors in 2018 after the Pack's successful season, including MW coaches and media, USBWA District VIII and NABC District 17.

In addition to Musselman earning numerous honors several of his players hauled in top honors after the outstanding season. Caleb Martin garnered the first of his two All-America and District Player of the Year awards while adding MW Player of the Year, MW Newcomer of the Year and MW first team. Caroline was selected to the MW first team, USBWA District VIII team and NABC District 17 first team. Cody Martin earned MW Defensive Player of the Year honors, was selected the MW second team and the MW Defensive team. Kendall Stephens earned third-team MW honors after setting the conference and school record with 126 made 3-pointers. Lindsey Drew joined Caleb Martin on the MW Defensive team.

In year two at Nevada, Musselman led the Pack to a 28-5 ledger, the program's first MW regular season and tournament titles as Musselman was named the USBWA District VIII Coach of the Year.

Several Wolf Pack players earned postseason honors. Marcus Marshall was named to the All-MW first team and MW Newcomer of the Year after breaking the then Nevada single-season record with 115 3's made.



Cameron Oliver earned first team honors, Caroline earned second team honors and D.J. Fenner earned second team honors.

In his first season at Nevada, Musselman transformed the culture of the men's basketball team. Musselman led the Wolf Pack to a 24-14 record and the CBI Championship, defeating Morehead State 85-82 in overtime. BleacherReport.com named him their Mountain West Coach of the Year as the Pack's 15-win improvement from nine wins to 24 ranked the team as the sixth-most improved NCAA I squad in the country.

Three members of the Pack earned postseason honors. Marquee Coleman was voted second team All-MW and NABC All-District. Tyron Criswell was selected as the MW Sixth Man of the Year by the conference media. Cameron Oliver set a school freshman mark and MW freshman record with his 99 blocks. Oliver was selected as the Freshman of the Year by the MW media, adding second team All-MW honors and being named to the league's All-Defensive team.

AS NCAA DIVISION I ASSISTANT COACH

Prior to Nevada, Musselman spent three seasons as an assistant coach at Arizona State and LSU. In 2013 the Sun Devils advanced to the second round of the NIT and earned a trip to the NCAA Tournament in 2014. The 2015 Tiger squad also advanced to the NCAA Tournament.

The 2013 ASU squad improved by 12 wins and advanced to postseason play for the first time in three years. He was promoted to associate head coach prior to the 2013-14 season. While at ASU, Musselman coached 2013 second-round NBA selection Carriek Felix, 2012-13 Pac-12 co-Freshman of the Year Jahii Carson and Jordan Bachynski who led the nation in blocks in 2013-14.

In his only season at LSU, he coached two first team All-SEC selections in Jarrell Martin and Jordan Mickey. Mickey was also selected to the SEC All-Defensive team.

AS A PROFESSIONAL COACH

Musselman has been a head coach in the CBA, the United States Basketball League (USBL) and the NBADL along with the two NBA head coaching stops. His teams have collected six division titles and have advanced to the postseason seven times. He coached 24 players that went on to play in the NBA. Five times he was named CBA all-star coach. In addition to mentoring players to NBA careers, three of his former assistant coaches are current NBA head coaches, including Jim Boylan (Chicago Bulls), Scotty Brooks (Washington Wizards) and David Fitzdale (New York Knicks).

Musselman's first head coaching job came at the age of 23 when he was hired by the Rapid City Thrillers of the Continental Basketball Association in 1989. He was the youngest coach in CBA history and the fastest to win 100 games.

He led the USBL Florida Sharks to a 53-3 record in two seasons and a league championship which earned him USBL Coach of the Year honors.



Eric Musselman received the game ball from Director of Athletics Hunter Yurachek after defeating Rice in the 2019-20 season opener.



Eric Musselman developed Mason Jones into the 2020 Associated Press SEC Player of the Year.

After working as an assistant under Doc Rivers and Hall of Fame coach Chuck Daly, he was named the head coach of the Golden State Warriors in 2002. He led the Warriors to 38 wins, a team-high in more than 10 years, and was runner-up in the NBA Coach of Year voting. He also coached the Warriors during the 2003-04 season.

Following a year as an assistant with the Memphis Grizzlies under Mike Fratello, he coached the Sacramento Kings for the 2006-07 season.

Musselman made his first stop in Reno for the 2010-11 season when he was head coach for the NBA D-League's Bighorns and led them to their first Western Conference title in franchise history.

Musselman worked as an analyst on radio and television prior to coaching the Reno Bighorns (2010-11) and LA D-Fenders (2011-12) of the NBADL. In 2012 he earned Coach of the Year honors.

While coaching the Reno Bighorns in NBADL he worked with Jeremy Lin, Danny Green and Steve Novak who were called up to the NBA. Gerald Green, Malcom Thomas, Darius Morris, Jamario Moon and Courtney Fortson earned trips to the NBA when he coached them with the D-Fenders.

Musselman has experience coaching international basketball having served as the head coach of the Dominican Republic National Team (2010-11), The US and Team China in the Adidas Global Experience (2009, 2010) and The Venezuela National Team (2011-13).

PERSONAL

Born in Ashland, Ohio he attended high school in Brecksville south of Cleveland. He attended the University of San Diego and helped the Toreros to a 24-6 record as a senior and a trip to the NCAA Tournament. While at USD he was named to the West Coast Conference All-Academic team three times and the Toreros played in two NCAA Tournaments.

Musselman is married to Danyelle Sargent Musselman who has worked at ESPN, Fox Sports and the NFL Network as a broadcaster. Musselman has two sons Michael and Matthew and the couple has a daughter Mariah.

Musselman's father Bill was also an NBA head coach and they were the first father-son combination to become head coaches in the NBA.



MUSSELMAN VS. ALL OPPONENTS

Opponent	Overall	at Nevada	at Arkansas	Last Meeting
Air Force	7-0	7-0	0-0	03/05/19
Akron	1-0	1-0	0-0	12/22/18
Alabama	1-0	0-0	1-0	02/01/20
Arizona State	1-0	1-0	0-0	12/07/18
Arkansas-Little Rock	1-0	1-0	0-0	11/16/18
Alabama	0-1	0-0	0-1	02/04/20
Austin Peay	1-0	0-0	1-0	11/12/19
Boise State	7-2	7-2	0-0	02/02/19
Bradley	1-0	1-0	0-0	12/03/16
Buffalo	1-0	1-0	0-0	11/25/16
BYU	1-0	1-0	0-0	11/06/18
Cal State Fullerton	0-1	0-1	0-0	11/28/15
California Baptist	1-0	1-0	0-0	11/19/18
Cincinnati	1-0	1-0	0-0	03/18/18
Coastal Carolina	1-0	1-0	0-0	11/13/15
Colorado State	7-1	7-1	0-0	02/02/19
Davidson	1-0	1-0	0-0	11/21/17
Drake	1-0	1-0	0-0	12/12/15
Eastern Washington	1-0	1-0	0-0	03/21/16
Florida	0-2	0-1	0-1	02/18/20
Fresno Pacific	1-0	1-0	0-0	12/09/15
Fresno State	6-3	6-3	0-0	02/23/19
LSU	1-1	0-0	1-1	03/05/20
Georgia Tech	1-0	0-0	1-0	11/25/19
Grand Canyon	1-0	1-0	0-0	12/09/18
Hawai'i	1-1	1-1	0-0	11/24/17
Holy Names	1-0	1-0	0-0	11/30/15
Idaho	1-0	1-0	0-0	11/10/17
Illinois State	1-0	1-0	0-0	11/29/17
Indiana	1-0	0-0	1-0	12/29/19
Iona	1-1	1-1	0-0	11/26/16
Iowa State	0-1	0-1	0-0	03/16/17
Kentucky	0-1	0-0	0-1	01/19/20
LSU	0-1	0-0	0-1	01/08/20
Loyola-Chicago	1-1	1-1	0-0	11/28/18
Loyola Marymount	1-0	1-0	0-0	11/14/16
Ole Mis	1-0	0-0	1-0	01/11/20
Mississippi State	0-2	0-0	0-2	02/15/20
Missouri	1-1	0-0	1-1	02/21/20
Montana	2-0	1-0	1-0	11/16/19
Montana State	1-0	1-0	0-0	11/15/15
Morehead State	2-1	2-1	0-0	04/01/16
New Mexico	5-3	5-3	0-0	02/09/19
North Texas	1-0	0-0	1-0	11/12/19
Northern Kentucky	1-0	0-0	1-0	11/30/19
Oakland	1-0	1-0	0-0	11/23/16
Oregon State	1-1	1-1	0-0	11/18/16
Pacific	4-0	4-0	0-0	11/09/18
Portland State	1-0	1-0	0-0	11/25/15
Radford	1-0	1-0	0-0	12/17/17
Rhode Island	1-0	1-0	0-0	11/13/17
Rice	1-0	0-0	1-0	11/05/19
Saint Mary's	0-1	0-1	0-0	11/11/16
San Diego State	3-7	3-7	0-0	03/07/19
San Francisco	0-1	0-1	0-0	12/23/17
San Jose State	6-0	6-0	0-0	01/09/19
Santa Clara	2-0	2-0	0-0	11/15/17
South Carolina	0-1	0-0	0-1	01/29/20
South Dakota	1-0	0-0	1-0	11/22/19
South Dakota State	1-0	1-0	0-0	12/15/18
Southern Cal	1-0	1-0	0-0	12/01/18
Southern Illinois	1-0	1-0	0-0	12/22/17
Tennessee	1-1	0-0	1-1	02/26/20
Texas	1-0	1-0	0-0	03/16/18
Texas A&M	1-1	0-0	1-1	03/07/20
TCU	1-1	0-1	1-0	01/25/20
Texas Southern	1-0	0-0	1-0	11/19/19
Texas Tech	0-1	0-1	0-0	12/05/17
Towson	1-0	1-0	0-0	12/21/16
Tulsa	2-0	1-0	1-0	12/14/19
UC Davis	1-0	1-0	0-0	12/19/17
UC Irvine	2-0	2-0	0-0	12/02/17
UC Santa Barbara	1-0	1-0	0-0	12/22/16
UMass	1-0	1-0	0-0	11/23/18
UNLV	7-2	7-2	0-0	02/27/19
Utah	1-0	1-0	0-0	12/29/18
Utah State	7-2	7-2	0-0	03/02/19
Valparaiso	1-0	0-0	1-0	12/21/19
Vanderbilt	2-0	0-0	2-0	03/11/20
Vermont	1-0	1-0	0-0	03/23/16
Washington	1-0	1-0	0-0	12/11/16
Western Kentucky	0-1	0-0	0-1	12/07/19
Wichita State	0-1	0-1	0-0	12/22/15
Wyoming	5-1	5-1	0-0	02/16/19
Totals	130-46	110-34	20-12	

MUSSELMAN'S CAREER AS HEAD COACH

NOTE: Professional basketball DOES NOT count postseason toward season W-L record nor to head coach W-L record

Year	Team	League	Record	Note for the Season	Reg. Season Div./Conf. Finish	Postseason
1989-90	Rapid City	CBA	42-14	MOST WINS IN CBA	1st National Conf.	Finals (8-8) *
1991-92	Rapid City	CBA	37-19	2nd-most wins in CBA	1st National Conf.	Finals (9-7) *
1992-93	Rapid City	CBA	44-12	MOST WINS IN CBA	1st National Conf.	Conf. Finals (5-3) *
1993-94	Rapid City	CBA	37-19	MOST WINS IN CBA	1st National Conf.	Conf. Finals (5-5) *
1994-95	Rapid City	CBA	31-25	6th-most wins in CBA	5th National Conf.	Conf. 1st Rd (0-2) *
1995-96	Florida	CBA	41-15	MOST WINS IN CBA	1st National Conf.	Conf. Finals (5-3) *
1996-97	Florida	CBA	38-18	2nd-most wins in CBA	1st American Conf.	Finals (7-6) *
1995	Florida	USBL	25-2	MOST WINS IN USBL	1st Overall	Champion (1-0) *
1996	Florida	USBL	28-1	MOST WINS IN USBL	1st Southern Div.	Champion (3-0) *
2002-03	Golden State	NBA	38-44	6th Pacific Division	11th Western Conf.	--
2003-04	Golden State	NBA	37-45	4th Pacific Division	11th Western Conf.	--
2006-07	Sacramento	NBA	33-49	5th Pacific Division	11th Western Conf.	--
2010-11	Reno	D-League	34-16	2nd-most wins in NBADL	1st Western Conf.	Semifinals (2-3) *
2011-12	Los Angeles	D-League	38-12	MOST WINS IN NBADL	1st Western Conf.	Finals (5-2) *
2015-16	Nevada	NCAA	24-14	Led NCAA in FT Made	T4th Mountain West	CBI Champion (5-1)
2016-17	Nevada	NCAA	28-7	T16th for Most wins NCAA	1st Mountain West	NCAA 1st Rd (0-1)
2017-18	Nevada	NCAA	29-8	2nd in NCAA in A-TO ratio	1st Mountain West	NCAA Sweet 16 (2-1)
2018-19	Nevada	NCAA	29-5	7th in NCAA in W-L%	1st Mountain West	NCAA 1st Rd (0-1)
2019-20	Arkansas	NCAA	20-12	Led NCAA in 3Pt% Def	T10th SEC	Canceled
2010	Dominican Team		5-1	Silver Medal Centrobasket Championship		
2011	Venezuelan Team		12-9	5th FIBA Americas Championship		
2012	Venezuelan Team		7-4	Silver Medal FIBA South American Championship		

BEST WINNING PERCENTAGE among active NCAA Division I head coaches (min 4 yrs)

(stats.NCAA.org/head_coaches • Thru 2019-20 Season)

1	Mark Few, Gonzaga	.828	599-124	22nd yr
2	Chris Jans, New Mexico State	.782	104-29	5th yr
3	Roy Williams, North Carolina	.778	885-253	33rd yr
4	John Calipari, Kentucky	.773	733-215	29th yr
5	Bill Self, Kansas	.768	708-214	28th yr
6	Mike Krzyzewski, Duke	.768	1157-350	46th yr
7	Rick Croy, Cal Baptist (2nd in DI)	.758	169-54	8th yr
8	Steve Forbes, Wake Forest	.751	130-43	6th yr
9	ERIC MUSSELMAN, ARKANSAS	.739	130-46	6th yr
10	Sean Miller, Arizona	.734	405-147	17th yr



MUSSELMAN MILESTONE WINS

OVERALL

1	11/13/15	Coastal Carolina (Honolulu, Hawaii)	73-56
100	01/24/19	Colorado State (Reno, Nev.)	100-60

AT ARKANSAS

1	11/05/19	Rice (Fayetteville, Ark.)	91-43
---	----------	---------------------------	-------

MUSSELMAN DID YOU KNOWS....

- Named General Manager of CBA's Rapid City Thrillers at age of 22. The next year, became head coach of the Thrillers at the age of 23, the youngest coach in CBA history.
- From 1990-1997, had 24 players called up to the NBA, the highest number in the league during that span ... The only person in CBA history to coach in five league All-Star Games (1990, 1992, 1993, 1994, 1997)
- The first coach in professional basketball history to win 100 games by the age of 28.
- At the age of 37, named head coach of the Golden State Warriors and was the youngest head coach in the NBA at the time.
- He and his father, Bill, were first father-son combination to both become head coaches in NBA history.
- In 2003, was runner-up to San Antonio's Gregg Popovich for NBA Coach of the Year Award voting (231 points, including 26 first-place votes).
- Only needed 130 games to win his 100th game as a collegiate head coach.
- Is the CBA's second all-time winningest coach (270-122 in seven seasons) and the most successful coach (54-3 in two seasons) in the history of the United States Basketball League.



DAVID PATRICK

**ASSOCIATE HEAD COACH // 1ST SEASON AT ARKANSAS
UL Lafayette, 2000**

**2020 Finalist: Hugh Durham Coach of the Year
(Outstanding DI Mid-Major Men's College Basketball Head Coach)**

**2020 Finalist: Ben Jobe Coach of the Year
(Top Division I Minority Head Coach)**

Current assistant coach for the Australian National Team

David Patrick, a finalist for two National Coach of the Year Awards as head coach at UC Riverside, was named associate head coach for men's basketball at the University of Arkansas on July 1, 2020.

Musselman and Patrick previously worked together at LSU, helping the Tigers reach the 2015 NCAA Tournament. Patrick was also responsible for the recruitment of 2016 number one overall NBA Draft pick Ben Simmons, while at LSU.

Patrick comes to Arkansas after two seasons as head coach at UC Riverside. For his effort in 2019-20, Patrick was a finalist for two national awards – the Hugh Durham Coach of the Year, given annually to the most outstanding Division I mid-major men's college basketball head coach, and the Ben Jobe Coach of the Year, presented annually to the top Division I minority coach. Also, prior to the season being cut short due to COVID-19, the Highlanders received invitations to play in the College Insider Tournament (CIT) and the College Basketball Invitational (CBI) postseason tournaments.

A Melbourne, Australia native and current assistant coach for the Australian Men's National Basketball Team, Patrick helped lead the Australia Boomers to a fourth-place finish in the 2019 FIBA World Championships. On August 24, 2019, Patrick also helped guide the Boomers to a historic 98-94 win over Team USA for the first time in history. Patrick coached NBA champions and Australian National Team guards Patty Mills and Matthew Dellavedova during their collegiate careers at Saint Mary's College (Calif.) Patrick's reputation as a savvy and experienced recruiter is attributed to his ability to attract top talent. At LSU, he was integral in landing the nation's number five and number three-ranked recruiting classes of 2013 and 2015, respectively.

Patrick posted a 27-38 record at UC Riverside, the best two-year start in school history. He inherited a program that won just nine games the season prior to his arrival and quickly turned the program around. The Highlanders won 17 games last season, which tied the most wins in Division I program history. The Highlanders led the Big West Conference and ranked eighth nationally in scoring defense (60.6 ppg). The squad additionally led the Big West in 3-point field goal attempts (722) while ranking second in the league in defensive rebounding (27.03 avg.), field goal percentage defense (.404), rebound margin (+5.5), 3-point field goals made (7.9 per game/254 total) and total rebounds (35.78 per game/1,145 total).

In his first season at UC Riverside, the Highlanders broke several program records including 279 three-point shots made, culminating in a Big West-best .379 three-point shooting percentage (ranked 28th nationally).

Prior to his time at UC Riverside, Patrick made an immediate impact in his two seasons as assistant head coach at TCU, playing a significant role in the second-largest turnaround in program history. The 2016-17 Horned Frogs went 24-15, good for a 12-game improvement over the previous year. The final win of the season came in the championship game of the NIT (National Invitation Tournament), an 88-56 victory over Georgia Tech that gave TCU its first ever postseason championship. The 24 wins were also the second-most in school history. The following season (2017-18), TCU went 21-12 and qualified for the NCAA Tournament for the first time in 20 years, earning a number six seed.

Patrick spent four years at LSU, the final two as assistant head coach, helping the Tigers reach the 2014 NIT and 2015 NCAA Tournament. He served as a scout for the Houston Rockets for two seasons (2010-12) and as an assistant coach for four years at Saint Mary's (2006-10). During his tenure in Moraga, the Gaels had school record-setting seasons in 2008 and 2010. Both teams finished with 28-win seasons and the 2010 squad made it to the Sweet 16 of the NCAA Tournament. He began his coaching career at Nicholls State (2005-06).

Patrick was born in Bermuda and grew up in Australia. He played one season at Syracuse, with his team reaching the 1996 NCAA Championship game, and then was a point guard at UL Lafayette from 1997-2000. He also played four years professionally in Australia, England and Spain.

Following a stint playing with the Australian Junior National Team, Patrick came to the United States in 1994. As a high schooler, he was selected as the Louisiana Player of the Year after leading Trafton Academy to the state quarterfinals. That same year, he was named the district's MVP, earned a First Team All-Parish selection, and was chosen to participate in the Louisiana State High School All-Star Game.

Patrick is married to the former Cassie Frank of Oberlin, La., and they have two daughters.

THE PATRICK FILE

PERSONAL

Born in Bermuda
Hometown: Melbourne, Australia
High School: Chapel Trafton (Baton Rouge, La.)
Alma Mater: UL Lafayette (2000)
Wife: the former Cassie Frank of Oberlin, La.
Children: two daughters

PLAYING EXPERIENCE

1995-96: Syracuse - reached 1996 NCAA Final Four (national runner-up)
1996-2000: UL Lafayette (then known as Southwestern Louisiana) - sat out the 1996-97 season per NCAA transfer rules; reached the 2000 NCAA Tournament
2000-01: Canberra Cannons (Australia's National Basketball League)
2001-03: Chester Jets (British Basketball League)
2003-05: Amics del Bàsquet Castelló (Spanish Basketball Federation)

COACHING EXPERIENCE

2005-06: Nicholls State (Assistant Coach)
2006-10: Saint Mary's (Calif.) (Assistant Coach) - 2008 & 2010 NCAA Tournaments (2010 Sweet 16); 2009 NIT
2010-12: Houston Rockets (Personnel Scout)
2012-14: LSU (Assistant Coach) - 2014 NIT
2014-16: LSU (Assistant Head Coach) - 2015 NCAA Tournament
2016-18: TCU (Assistant Head Coach) - 2018 NCAA Tournament; 2017 NIT Champion
2018-20: UC Riverside (Head Coach) - 2020 Finalist for two national Coach of the Year awards
2019-Present: Australian National Team (Assistant Coach)
2020-Present: Arkansas (Associate Head Coach)



THE MOSER FILE

PERSONAL

Hometown: Dorchester, Neb.
 Alma Mater: Wisconsin-La Crosse, 1987
 Wife: the former Angela Missling
 Children: Carter and Lily

COACHING EXPERIENCE

1987-1989 North Carolina State
 1989-1993 Sioux Falls Sky Force (CBA)
 1994-2001 Idaho Stampede (CBA)
 2001-2002 Treasure Valley Community College
 2002-2003 Golden State Warriors (NBA)
 2003-2004 Great Lakes Storm (CBA)
 2004-2005 Jilin Northeast Tigers (China)
 2005-2006 Oklahoma City Hornets (NBA)
 2006-2007 Sacramento Kings (NBA)
 2007-2008 Orlando Magic (NBA)
 2008-2009 Rio Grande Valley Vipers (D-League)
 2009-2010 Cleveland Cavaliers (NBA)
 2010-2011 Reno Bighorns (D-League)
 2011-2019 Los Angeles Lakers (NBA)
 2019-pres.: Assistant Coach, Arkansas



**CLAY
 MOSER**

ASSISTANT COACH || 2ND SEASON AT ARKANSAS
Wisconsin-La Crosse, 1987

Worked 30 years in pro basketball, including 12 years in the NBA
Worked on Musselman's staffs in five previous stops
Got his start in coaching under legendary coach Jim Valvano

Clay Moser, who has three decades of experience in professional basketball, is in his second year as an assistant coach with the Razorbacks for the 2020-21 season.

During several of his stops in the NBA and D-League, Moser and Musselman have been on the same staffs.

In his first season with the Razorbacks, Moser's experience and analytical expertise helped Arkansas lead the NCAA in 3-point field goal percentage defense in year one while the Razorbacks led the SEC in turnover margin, steals, turnovers forced and fewest turnovers committed. Also, Mason Jones was named AP SEC Player of the Year and AP honorable mention while leading the SEC in scoring (8th in the NCAA). Isaiah Joe ranked fourth in the NCAA in 3-pointers made per game. Moser also proved his worth on the recruiting trail too as the Razorbacks landed the #5 recruiting class in the nation for 2020.

Moser came to Arkansas after spending seven-and-a-half years with the Los Angeles Lakers. First, he was hired as a head advance NBA scout and ended his tenure as assistant coach/director of basketball strategy. While there, his last position was created for him and worked directly with the coaching and analytics staffs to integrate ideas and information between the departments.

Moser's affiliation with the Lakers began as associate head coach under Musselman with the D-Fenders, the NBA Developmental League franchise in Los Angeles.

He formerly served on USA Basketball's Board of Directors and has been an advance scout for the Cleveland Cavaliers (2009-10), Orlando Magic (2007-08), Sacramento Kings (2006-07) and Golden State Warriors (2002-03). His other NBA experience includes time as vice president of business development for the New Orleans/Oklahoma City Hornets (2005-06), as an assistant coach for the San Antonio Spurs 2005 Summer League Team and as a business consultant for the NBA (2005).

In 2010-11, Moser assisted on Musselman's staff as associate head coach with the Reno Bighorns, helping lead the team to a Western Conference-best 34-16 record. Prior to his time with the Bighorns, Moser was tabbed by the Houston Rockets to be head coach of their D-League affiliate in Rio Grande Valley, going 21-29 with the Vipers during the 2008-09 campaign. In addition to his Reno and Rio Grande Valley D-League experience, Moser has also worked for CBA teams that later would join the D-League; serving as an assistant coach, vice president and general manager with the Sioux Falls Skyforce (1989-94) and as CEO and general manager of the Idaho Stampede (1997-2001).

Moser, a 1987 graduate from Wisconsin-La Crosse, began his coaching career as an assistant at North Carolina State (1987-89).





COREY WILLIAMS

**ASSISTANT COACH // 2ND SEASON AT ARKANSAS
Oklahoma State, 2020**

**Played for Hall of Fame Coach Eddie Sutton at Oklahoma State
Played with the World Champion Chicago Bulls in 1992-93
Although he didn't play collegiate football, was a 12th-round NFL
draft pick by Kansas City Chiefs**

THE WILLIAMS FILE

PERSONAL

Hometown: Macon, Ga.
Alma Mater: Oklahoma State '02
Wife: Nicole Williams
Children: Jourdan, C.J.

PLAYING EXPERIENCE

1989-92: Oklahoma State
1992-93: Chicago Bulls
1993-94: Oklahoma City Cavalry
1994: Minnesota Timberwolves
1994-95: Grand Rapids Mackerers
1995-98: DaCin Tigers

COACHING EXPERIENCE

1993-94: Student Assistant, Oklahoma State
2000-07: Assistant Coach, Oral Roberts
2007-13: Assistant Coach, Florida State
2013-19: Head Coach, Stetson (58-133, 6 seasons)
2019-pres.: Assistant Coach, Arkansas

Corey Williams, former head coach at Stetson and member of the 1993 NBA Champion Chicago Bulls, is in his second season as an assistant coach at Arkansas. Williams has learned from some of the finest minds in the game, including Phil Jackson, Eddie Sutton, Bill Self and Leonard Hamilton during his career as a player and assistant coach.

In his first season at Arkansas, the Razorbacks went 20-12 and featured All-America Mason Jones along with Isaiah Joe, one of the nation's top 3-point shooters. Jones was the first Razorback to lead the SEC in scoring (22.03; 8th in the NCAA) and Joe was seventh in the SEC in scoring while leading the league in 3-pointers made (94) and ranking fourth in the NCAA in 3-pointers made per game (3.62). Williams also helped Arkansas land the fifth-best recruiting class in the nation for 2020.

Williams spent six seasons as head coach at Stetson (2013-19). During his tenure, several players broke long-standing records as Divine Myles became the program's all-time leading scorer, Angel Rivera set the record for career assists and Luke Doyle established the mark for career three-pointers made.

Under William's guidance, Derick Newton earned All-Atlantic Sun honors in 2017 and Brian Pegg was voted as the 2017 ASUN Scholar-Athlete of the Year for men's basketball. The previous year, Stetson reached the ASUN Tournament Championship, marking the program's first tournament finals appearance since 1994.

In 2014-15, Pegg led the ASUN in rebounding and Newton rewrote Stetson's freshman record book on his way to earning Freshman All-America and ASUN Freshman of the Year honors. In Williams' second year at Stetson, Myles and Grant Lozoya earned spots on the ASUN's All-Freshmen team, while Rivera set the program's record for assists by a freshman with 120. He and Myles also became the first teammates, regardless of class, to each record 100 assists in the same season.

Prior to taking the reins at Stetson, Williams spent six seasons (2007-13) as an assistant at Florida State. His career with the Seminoles coincided with the team's resurgence on the national scene. Through Williams' recruiting efforts, the Seminoles developed into one of the best programs in the ACC. During his time in Tallahassee, Florida State won its first ACC Championship (2012), enjoyed a run of four straight NCAA Tournament appearances - including a Sweet 16 appearance in 2011, four consecutive years of double-digit wins in ACC play, produced five NBA Draft picks, recorded 16 wins over nationally ranked teams and appeared in the national rankings in four straight seasons.

Before joining the Florida State staff, Williams was an assistant coach for seven seasons (2000-07) at Oral Roberts where he aided the Golden Eagles in achieving an average of 18 wins per season, including 20 or more wins in each of his last three seasons in Tulsa. ORU captured the Mid-Continent Conference regular season and tournament titles in 2006 and 2007, advancing to play in the NCAA Tournament each season.

A native of Macon, Ga., Williams played point guard at Oklahoma State (1988-92) and had a lengthy career as a professional player before starting his coaching career.

Williams finished his time at Oklahoma State ranked eighth on the school's career scoring charts with 1,320 points. He led the Cowboys to consecutive NCAA Tournament Sweet 16 appearances under Coach Eddie Sutton in 1991 and 1992. The Cowboys were ranked 14th in the final Associated Press poll of the 1991 season and 10th in the final coaches' poll following the 1992 season.

Williams was a second-round draft pick of the Chicago Bulls and, despite having not played football since junior high, the Kansas City Chiefs selected Williams in the 12th round of the 1992 NFL Draft. He was the only OSU Cowboy drafted by the NFL that year.

As a rookie in the NBA, Williams was a member of the Michael Jordan-led Bulls as the franchise captured its third straight NBA title. Following his one season in Chicago, Williams played parts of the next season with the Minnesota Timberwolves, while also playing for the Oklahoma City Cavalry of the CBA. He returned to Oklahoma State as a student assistant in 1994, serving as a member of the Cowboys' staff during their 1994 Final Four campaign. Williams then played professionally in Taiwan, from 1995-98.

Williams earned his bachelor's degree in education from Oklahoma State in 2002. He and his wife, Nicole, have two children: Jourdan and Corey Jr. (C.J.).





ANTHONY RUTA

***DIRECTOR OF OPERATIONS || 2ND SEASON AT ARKANSAS
Arizona State, 2012***

Worked with Coach Muss at Arizona State

Served on the Fort Wayne Mad Ants staff (D-League)

Was on Coach Muss staff for four years at Nevada

Anthony Ruta has proven himself to be an asset in the successes Eric Musselman's teams have experienced. The duo's partnership goes back to the 2013-14 season when Musselman was an assistant coach at Arizona State and Ruta served as a graduate assistant with the Sun Devils.

Ruta is in his second season with the Razorbacks as director of basketball operations for the 2019-20 season.

Year one at Arkansas saw the Razorbacks post 20 wins and have an NCAA Net of 43. Arkansas' strength of schedule was ranked 25th by the NCAA Net, including a non-conference ranking of 12. The schedule featured three conference champions, seven 20-win teams and 12 of 13 opponents had a winning record.

At Nevada, Ruta was initially brought on to be the director of basketball operations before being elevated to assistant coach his last two seasons with the Wolf Pack (2016-17 and 2017-18). In his role as an assistant coach, his duties included scouting opponents, recruiting student-athletes and scheduling opponents.

In Ruta's four years at Nevada, the Wolf Pack won at least 24 games all four years (24, 28, 29 and 29), won three Mountain West regular-season titles, won one conference tournament championship, made three NCAA Tournament appearances - including a Sweet 16 berth, and won the 2016 CBI championship.

During his time as an assistant coach at Nevada, the Wolf Pack won 29 games each season - tying a school record and marking the programs' best two-year run in school history. Nevada won the Mountain West championship twice and earned at-large berths to the NCAA Tournament each year. Last season, Nevada was 29-5, was ranked among the nation's top 25 all season and finished 20th in the final AP poll/23rd in the USA Today coaches poll. The previous year, Nevada reached the Sweet 16 for the second time in school history, was 29-8 and was ranked all but two weeks throughout the season before finishing 20th in the coaches final poll/24th by AP.

In his first two seasons at Nevada, the Wolf Pack went 28-7 in 2015-16, won Mountain West regular-season and tournament titles and earned the program's first NCAA berth in 10 years. In his first year at Nevada, Ruta helped the Pack go from nine wins prior to his arrival to 24 in year one and Nevada won the CBI Championship, which was the first postseason championship by a Mountain West or Nevada team.

Prior to coming to Nevada, Ruta was an assistant coach with Fort Wayne Mad Ants of the NBA Development League. He assisted in all areas with Mad Ants that included in-game coaching and practice preparation. His primary responsibilities were defensive game planning. Working with the guards and wings he coached NBA veteran Dahntay Jones and D-League All-Star game MVP Andre Emmett.

Ruta began his coaching career at his alma mater, Arizona State, where he was a graduate assistant for two seasons. The Sun Devils advanced to the postseason both years playing in the NCAA and NIT Championships.

While at ASU he assisted in scouting and game preparation. Additional duties included assisting in scheduling, team workouts primarily with the guards, team travel and summer camps. He also oversaw the team managers, organized the recruiting database and served as the academics and facilities liaison.

As an undergraduate student at ASU, Ruta was the head student manager for two seasons. He assisted with the daily operations of the Sun Devils basketball program which included workouts. Additionally, he worked summer camps and organized the team managers.

Ruta received his Bachelor of Arts degree in English literature from ASU in 2012 and a Master of Education degree in higher education in 2014.



THE WILLIAMS FILE

**EARL
BOYKINS****DIRECTOR OF STUDENT-ATHLETE DEVELOPMENT
2ND SEASON AT ARKANSAS
Eastern Michigan, 1998****Played 13 seasons in the NBA
Played for Coach Muss at Orlando and Sacramento
His #1 at Eastern Michigan has been retired**

Corey Williams, former head coach at Stetson and member of the 1993 NBA Champion Chicago Bulls, is in his second season as an assistant coach at Arkansas. Williams has learned from some of the finest minds in the game, including Phil Jackson, Eddie Sutton, Bill Self and Leonard Hamilton during his career as a player and assistant coach.

In his first season at Arkansas, the Razorbacks went 20-12 and featured All-America Mason Jones along with Isaiah Joe, one of the nation's top 3-point shooters. Jones was the first Razorback to lead the SEC in scoring (22.03; 8th in the NCAA) and Joe was seventh in the SEC in scoring while leading the league in 3-pointers made (94) and ranking fourth in the NCAA in 3-pointers made per game (3.62). Williams also helped Arkansas land the fifth-best recruiting class in the nation for 2020.

Williams spent six seasons as head coach at Stetson (2013-19). During his tenure, several players broke long-standing records as Divine Myles became the program's all-time leading scorer, Angel Rivera set the record for career assists and Luke Doyle established the mark for career three-pointers made.

Under William's guidance, Derick Newton earned All-Atlantic Sun honors in 2017 and Brian Pegg was voted as the 2017 ASUN Scholar-Athlete of the Year for men's basketball. The previous year, Stetson reached the ASUN Tournament Championship, marking the program's first tournament finals appearance since 1994.

In 2014-15, Pegg led the ASUN in rebounding and Newton rewrote Stetson's freshman record book on his way to earning Freshman All-America and ASUN Freshman of the Year honors. In Williams' second year at Stetson, Myles and Grant Lozoya earned spots on the ASUN's All-Freshmen team, while Rivera set the program's record for assists by a freshman with 120. He and Myles also became the first teammates, regardless of class, to each record 100 assists in the same season.

Prior to taking the reins at Stetson, Williams spent six seasons (2007-13) as an assistant at Florida State. His career with the Seminoles coincided with the team's resurgence on the national scene. Through Williams' recruiting efforts, the Seminoles developed into one of the best programs in the ACC. During his time in Tallahassee, Florida State won its first ACC Championship (2012), enjoyed a run of four straight NCAA Tournament appearances - including a Sweet 16 appearance in 2011, four consecutive years of double-digit wins in ACC play, produced five NBA Draft picks, recorded 16 wins over nationally ranked teams and appeared in the national rankings in four straight seasons.

Before joining the Florida State staff, Williams was an assistant coach for seven seasons (2000-07) at Oral Roberts where he aided the Golden Eagles in achieving an average of 18 wins per season, including 20 or more wins in each of his last three seasons in Tulsa. ORU captured the Mid-Continent Conference regular season and tournament titles in 2006 and 2007, advancing to play in the NCAA Tournament each season.

A native of Macon, Ga., Williams played point guard at Oklahoma State (1988-92) and had a lengthy career as a professional player before starting his coaching career.

Williams finished his time at Oklahoma State ranked eighth on the school's career scoring charts with 1,320 points. He led the Cowboys to consecutive NCAA Tournament Sweet 16 appearances under Coach Eddie Sutton in 1991 and 1992. The Cowboys were ranked 14th in the final Associated Press poll of the 1991 season and 10th in the final coaches' poll following the 1992 season.

Williams was a second-round draft pick of the Chicago Bulls and, despite having not played football since junior high, the Kansas City Chiefs selected Williams in the 12th round of the 1992 NFL Draft. He was the only OSU Cowboy drafted by the NFL that year.

As a rookie in the NBA, Williams was a member of the Michael Jordan-led Bulls as the franchise captured its third straight NBA title. Following his one season in Chicago, Williams played parts of the next season with the Minnesota Timberwolves, while also playing for the Oklahoma City Cavalry of the CBA. He returned to Oklahoma State as a student assistant in 1994, serving as a member of the Cowboys' staff during their 1994 Final Four campaign. Williams then played professionally in Taiwan, from 1995-98.

Williams earned his bachelor's degree in education from Oklahoma State in 2002. He and his wife, Nicole, have two children: Jourdan and Corey Jr. (C.J.).

PERSONAL

Hometown: Cleveland, Ohio
Alma Mater: Eastern Michigan, 1998

PLAYING EXPERIENCE

1998-1999: Rockford Lightning
1999: New Jersey Nets
1999: Cleveland Cavaliers
1999: Orlando Magic
2000: Cleveland Cavaliers
2000-2002: Los Angeles Clippers
2002-2003: Golden State Warriors
2003-2007: Denver Nuggets
2007-2008: Milwaukee Bucks
2008: Charlotte Bobcats
2008-2009: Virtus Bologna
2009-2010: Washington Wizards
2010-2011: Milwaukee Bucks
2012: Houston Rockets

COACHING EXPERIENCE

2012-19: Head Coach, Douglas County (Colo.) HS
2019-pres.: Dir. of Student-Athlete Devel., Arkansas





HAYS MYERS

**SPECIAL ASSISTANT TO THE HEAD COACH
2ND SEASON AT ARKANSAS
LSU, 2016**

**Worked with Coach Muss at LSU
Was on Coach Muss staff for three years at Nevada**

Hays Myers is in his second year at the University of Arkansas as special assistant to head coach Eric Musselman. He came to Fayetteville after spending three seasons at Nevada, including one as a graduate assistant and two as director of player development.

Myers' duties with the Razorbacks and Wolf Pack included gathering and disseminating analytics, film exchange with opponents, preparation of film for opponent scouting for both coaches and players and one year as the academic liaison.

In his first year at Arkansas, the team went 20-12 and led the NCAA in 3-point field goal percentage defense while leading the SEC in turnover margin, steals, forcing turnovers and committing the fewest turnovers.

In his three years at Nevada, the Wolf Pack won at least 28 games each season, won three Mountain West regular-season titles, one conference tournament championship and made three appearances in the NCAA Tournament, including a Sweet 16 run in 2018.

Myers joined the Wolf Pack staff after five years as a student manager for the LSU men's basketball team. It was there, in 2014, Myers first crossed paths with Eric Musselman, who was an associate head coach with the Tigers. Myers worked directly with coach Musselman on preparing scouting reports.

Myers has worked with coaches such as David Patrick (head coach at UC Riverside) and Brendan Suhr (former Detroit Pistons and New York Knicks assistant coach). Myers also worked with several NBA players while at LSU, including the 2016 overall number one selection Ben Simmons and fellow first-rounder Jarrell Martin as well as second-round NBA picks Johnny O'Bryant and Jordan Mickey.

A native of Dallas, Myers graduated in May of 2016 from LSU with a degree in mass communication and two minors in sports studies and leadership development. He married the former Haleigh Wells on May 26, 2019.



RILEY HALL

**VIDEO COORDINATOR || 5TH SEASON AT ARKANSAS
Arkansas, 2016**

**Was a student manager with the Razorbacks and stayed on for
two years as a graduate assistant
In his 3rd season as video coordinator**

Riley Hall is in his fifth year with the Razorbacks and third as program's video coordinator for the 2019-20 season.

Hall has handled numerous administrative duties over his tenure such as overseeing collection of game tapes, breaking down practice and game footage for instructional use and organizing scouting video for the Razorback coaching staff. More recently, he works closely with head coach Eric Musselman, organizing his daily schedule, as well as handling travel logistics for the team.

Previously, Hall spent two seasons as a graduate assistant with the Razorback men's basketball program in 2017-18. His duties then included overseeing all student managers, supervising practice preparations, directing and sending mailouts for current and future recruits and reviewing film breakdown/scouting reports for potential opponents. Prior to coming on staff, Hall served as a student manager from 2013-16.

The Bryant, Arkansas, native graduated from the University of Arkansas in May 2016 with a bachelor's degree in kinesiology. He completed his Master's in Recreation and Sports Management in 2018.

Hall married the former London Farrar on August 4, 2018.



MICHAEL MUSSELMAN

**DIRECTOR OF RECRUITING || 2ND SEASON AT ARKANSAS
San Diego, 2018**
Helped Arkansas land the #5 recruiting class in the nation
Was a student manager while an undergrad at San Diego

Michael Musselman is in his second season as director of recruiting for Arkansas men's basketball.

With the Razorbacks, he coordinates the recruiting efforts while assisting in the program's social media channels.

In his first season at Arkansas, as the recruiting class of 2020 was the fifth-best group in the nation (ESPN) thanks to top 40 prospects Moses Moody and Khalen Robinson as well as four stars and Arkansas' co-Players of the Year Davonte Davis and Jaylin Williams. Arkansas also landed three of the top graduate transfers in the nation in Jalen Tate (#5 by NBC Sports), Vance Jackson (#8 by CBS Sports) and Justin Smith (#11 by The Stadium).

Prior to Arkansas, Musselman spent one year (2018-19) as a graduate assistant at Nevada, helping the team win 29 games, win a Mountain West Championship and earn an NCAA Tournament berth.

Musselman previously served as a student manager at his alma mater, the University of San Diego. In his four years with the Toreros, he assisted the team in practice sessions, scouting reports, film editing and statistical analysis.

Musselman continues the coaching legacy that was started by his grandfather, Bill Musselman.

Musselman received his bachelor's degree in communications and a minor in business administration from San Diego in 2018. He completed his master's degree in educational leadership from Nevada in the summer of 2019.



PATRICK ACKERMAN

**RECRUITING COORDINATOR || 2ND SEASON AT ARKANSAS
Detroit Mercy, 2016**
Worked on Coach Muss staff for two years at Nevada
Responsible for graphics and presentations

Patrick Ackerman, who worked two seasons at Nevada with head coach Eric Musselman, is in his second year on Musselman's staff at Arkansas as the men's basketball recruiting coordinator.

Ackerman's creative mind and computer savvy in graphics and presentations helped Arkansas land the fifth-best group in the national (ESPN). The list included four consensus four-stars, including two of the nation's top 40 prospects (Moses Moody and Khalen Robinson) as well as Arkansas' co-Players of the Year Davonte Davis and Jaylin Williams. The Hogs also landed three of the top graduate transfers in the nation in Jalen Tate (#5 by NBC Sports), Vance Jackson (#8 by CBS Spots) and Justin Smith (#11 by The Stadium).

Ackerman spent the last two seasons as a graduate assistant under Musselman for the Wolf Pack. Ackerman was part of a staff that led Nevada to back-to-back NCAA Tournament berths, advancing to the Sweet 16 in 2018, and won 29 games in each of his two seasons. Nevada also won a pair of Mountain West Conference championships.

Prior to Nevada, Ackerman was an assistant coach at Bridgewater College for the 2016-17 campaign. At Bridgewater, he assisted with recruiting, scouted opponents, worked with the players on skill development, scheduled community service and monitored academics. In addition, he scheduled team functions, managed student volunteers and took care of practice equipment.

Ackerman played at Penn State and earned two letters before finishing his career at Detroit Mercy. He lettered one season at Detroit Mercy and was unable to play his senior season as a result of injuries.

The Rutland, Mass., native received a degree from Detroit Mercy in communications with a minor in leadership in 2016. He completed his master's degree in educational leadership at Nevada in May 2019. He is married to the former Victoria Sollestre.





MARK O'NEAL

**HEAD ATHLETIC TRAINER // 2ND SEASON AT ARKANSAS
Arkansas, 1989**

**Received alumni award from the Department of Health,
Human Performance & Recreation at Arkansas in April 2018
Worked 30 years in professional baseball with Cardinals and Cubs
Was part of Cubs' 2016 World Series Championship**

Mark O'Neal, an Arkansas graduate and longtime member of the Chicago Cubs and St. Louis Cardinals organizations, is in his second season as Head Athletic Trainer for Men's Basketball/Men's Golf.

O'Neal is a highly respected member of the athletic training profession and has been a champion for workforce inclusion that has made an impact on a national level.

O'Neal, who served as director of medical operations for the Chicago Cubs since October 2012, received a departmental alumni award from the Department of Health, Human Performance and Recreation at the University of Arkansas in April 2018 for his career work, representing athletic training in baseball at the collegiate, Olympic and professional levels. O'Neal is a three-time president of the Professional Baseball Athletic Trainers Society (PBATS) - serving in that role since 2013 - and was chair of Major League Baseball's Medical Advisory Board.

While president of PBATS, O'Neal reinvigorated tobacco education in baseball and established ProTep, the Professional Tobacco Education Program. In addition, he solidified the Ability Transcends Challenges (ATC). The ATC program was designed to educate the American public about disability inclusion in sports and in the workplace. O'Neal's work on the ATC program has led to millions of Americans being made aware of the issue of disability inclusion. He has also forged partnerships with the National Down Syndrome Society and the Ruderman Family Foundation; two of the largest disability advocacy groups in the world. He also spearheaded an effort through PBATS to build one of the largest scholarship annuities in NATA history from a single organization. In addition, O'Neal worked with MLB and USA Baseball on instructions and injury prevention programs for young people.

In 2008, O'Neal joined Cubs' assistant athletic trainer Ed Halbur in being named the 2008 Major League Athletic Training Staff of the Year, and, in 2007, O'Neal was elected Secretary of the PBATS Executive Board.


Prior to his time in Chicago, O'Neal spent 15 seasons in the St. Louis Cardinals' organization. His first appointment with the Cardinals major league staff came in 1998 as the medical and rehabilitation coordinator before being promoted to assistant athletic trainer in 2003.

En route to the major leagues, Mark made stops in the Cardinals' farm system at Savannah (A), Arkansas (AA) and Louisville (AAA).

He was a keynote speaker on the Kinetic Chain Assessment at the 2003 NATA National Convention and a speaker at the Annual Medical and Legal Controversies in Sports Conference at Northwestern University.

O'Neal received his degree in kinesiology from the University of Arkansas in 1989. He worked with the Razorbacks' football and basketball teams under England's guidance during his time in school. He is a certified and licensed member of the Arkansas, Arizona and Illinois National Athletic Trainers Association (NATA) and is Licensed Athletic Trainer (LAT), Certified Athletic Trainer (ATC) and Performance Enhancement Specialist (PES) as well as having other sports performance related certifications.

O'Neal and his wife, Stefanie, have three children - Conner, Cade and Kyle.





DAVE RICHARDSON

HEAD STRENGTH AND CONDITIONING COACH
3RD SEASON AT ARKANSAS
Louisiana-Monroe, 1989

Earned Registered Strength and Conditioning Coach Emeritus (RSCC*E) designation by the National Strength and Conditioning Association (NSCA) in June 2020.

Dave Richardson begins his third season as head strength and conditioning coach for men's basketball. Prior to Arkansas, Richardson spent 13 seasons as associate strength and conditioning coach at Ohio State University, where he helped develop some of the top collegiate basketball players in the nation.

Since his arrival in Fayetteville, Richardson worked with Razorback All-Americans – current Chicago Bull Daniel Gafford, the 2020 AP SEC Player of the Year Mason Jones – as well as one of the nation's top shooters – Isaiah Joe.

In the summer of 2020, Richardson obtained Registered Strength and Conditioning Coach Emeritus (RSCC*E) designation by the National Strength and Conditioning Association (NSCA). The NSCA's Registered Strength and Conditioning Coach (RSCC) is the NSCA's highest designation and signifies that a certified coach has demonstrated experience and knowledge in their field. RSCC coaches apply foundational knowledge to assess, motivate, educate, and train athletes for the primary goal of improving sport performance. "Coach Rich" is just one of 158 coaches who has obtained the RSCC*E, awarded to those meeting the criteria for at least 20 years.

Richardson spent 12 seasons with the Buckeye's men's basketball program while serving as the men's lacrosse strength coach this past season. During his time with Ohio State basketball, the Buckeyes made 11 postseason appearances, including five Sweet 16 berths, two Final Four's, a national runner-up finish in 2007 and an NIT Championship in 2008. Richardson helped Evan Turner be the 2010 consensus National Player of the Year and Greg Oden be the top pick in the 2007 NBA Draft. A total of 21 of his players went on to play in the professionally with nine players being drafted by the NBA highlighted by Oden, Turner (2nd overall pick in 2010), D'Angelo Russell (2nd overall pick in 2015) and Mike Conley Jr. (4th overall pick in 2007).

Prior to his time at Ohio State, Richardson was the strength and conditioning coach for the Miami Hurricane men's basketball program from 2001-05 where he helped develop long-time NBA veterans John Salmons and James Jones. He worked for six seasons as the head strength and conditioning coach at the University of Louisiana at Monroe and served five years as head strength and conditioning coach at Nicholls State University. Two of the seasons at Nicholls State he served as the head track and field coach.

The Monroe, La., native also worked as the strength and conditioning coach for Central America's Davis Cup tennis team in 1991. Richardson, who was a student assistant on the ULM strength staff as an undergraduate, earned a bachelor's degree in health and human performance in 1989 and a master's degree in exercise science in 1990 from Louisiana-Monroe.

He has a strong background in powerlifting. In 1984 he won the Alaska powerlifting state championship and was crowned the Louisiana state powerlifting champion in 1986 and 1987. In 1985 and 1986 he was the ArkLaMiss champion and was listed among the Powerlifting USA Top 100. In addition, Richardson served five years in the Army and was a member of the All-Army powerlifting team.

Richardson and his wife, Amanda, have a son, David. Richardson also has a daughter, Megan, who is a teacher in Louisiana.





**KHALIL
GARLAND**

*STUDENT ASSISTANT
3RD SEASON AT ARKANSAS*

- Central Connecticut State, 2019 (BS - General Business Management)
- In his third season serving as a student coach.
- Has not medically cleared to participate since his arrival from the 2007-18 season. Served in a support role in his first two years (2017-18 and 2018-19). Named a student-assistant in the spring of 2019.
- Part of the highly-rated 2017-18 Razorback signing class with Daniel Gafford.
- Two-time All-State selection ... Led the Patriots to a 28-6 record and a trip to the 5A State Championship game as a senior where he was named the Tournament MVP ... Ranked as the No. 2 player in the state of Arkansas, No. 12 guard in the 2017 class and No. 55 overall by ESPN ... Rated a four-star player by ESPN and 247Sports.com.
- Hometown: Little Rock, Ark. (Parkview HS).



**TYSON
BATISTE**

*GRADUATE ASSISTANT
1ST SEASON AT ARKANSAS*

- Central Connecticut State, 2019 (BS - General Business Management).
- Pursuing Master's in Recreation and Sports Management.
- Played three seasons at Central Connecticut (2016-2019) and was a captain two of the three years.
- Played his final season (2019-20) as a graduate transfer at The Citadel where he was a team captain. Finished 40th in NCAA in assists per game (5.3) and fourth on the Bulldogs' single-season list for assists (160).
- Hometown: Springfield, Mo. (Kickapoo High School, 2015).



**JEREMIAH
BONSU**

*GRADUATE ASSISTANT
2ND SEASON AT ARKANSAS*

- Dayton, 2017 (BS - Sport Management).
- Pursuing Master's in Human Resource & Workforce Development.
- Was an intern in player development with the Dallas Mavericks one season (2018-19).
- Spent one season as GA at Bowling Green (2017-18).
- Was a member of the Dayton Flyers basketball team for two-and-a-half years, joining the team as a walk-on midway through his sophomore season (2014-15). Started sophomore as a student manager before joining the team as a student-athlete. Two-year member of SAAC.
- Hometown: Pickerington, Ohio (Pickerington North High School - 2013)



**CALEB
CLINE**

*GRADUATE ASSISTANT
1ST SEASON AT ARKANSAS*

- South Dakota, 2020 (BS - Kinesiology and Sport Management with a coaching minor).
- Pursuing Master's in Adult and Lifelong Learning.
- College Playing career: Walk on at the University of South Dakota.
- Hometown: LeMars, Iowa (LeMars Community HS - 2015).



**ALEX
DELLETT**

*GRADUATE ASSISTANT
2ND SEASON AT ARKANSAS*

- Arkansas, 2018 (BS - Recreation & Sport Management).
- Pursuing Master's in Physical Education.
- Spent 2018-19 season as GA/Video Coordinator at UMKC.
- Was two-year student manager with the Razorbacks (2016-18).
- Hometown: Leawood, Kan. (Farmington (Ark.) HS - 2013).



**COLIN
DONNELLY**

*GRADUATE ASSISTANT
1ST SEASON AT ARKANSAS*

- Michigan State, 2019 (BS - Broadcast Journalism).
- Pursuing Master's in Recreation & Sport Management.
- Spent one season as a graduate assistant at Kent State (2019-20).
- Was a three-year student manager at Michigan State (2016-19).
- Hometown: Troy, Mich. (University of Detroit Jesuit HS & Acad., 2015).



**RAHEEM
MARTIN**

*GRADUATE ASSISTANT
1ST SEASON AT ARKANSAS*

- Greensboro College, 2016 (BA - Criminal Justice).
- Pursuing Master's in Adult and Lifelong Learning.
- Spent one season as an assistant coach at Greensboro College (2019-20) and one season as an assistant coach at Richard Bland College (2017-18).
- Four-year letterman at Greensboro College (2013-16). Was USA South Defensive Player of the Year following the 2013-2014 season ... Finished his career with 85 blocks, which ranks third on the Pride all-time list, and ranked ninth in career steals with 116.
- Is the brother of Cody and Caleb Martin, who played for Eric Musselman at Nevada and are members of the Charlotte Hornets.
- Hometown: Mocksville, N.C. (Davie County HS - 2011).



**ELIJAH
ROTH**

*GRADUATE ASSISTANT
1ST SEASON AT ARKANSAS*

- Arizona, 2020 (BA - Sports & Society).
- Pursuing Master's in Recreation and Sports Management.
- Was a four-year student manager at Arizona (2016-20).
- Hometown: Tucson, Ariz. (Salpointe Catholic High School - 2016).





DANIEL REEVES

**EQUIPMENT MANAGER // 6TH SEASON AT ARKANSAS
Kentucky, 2005**

Also works with women's basketball as well as the men's and women's cross country/track and field programs

Daniel Reeves is in his second stint at the University of Arkansas. He was assistant equipment manager with the Olympic sports and football program (2010-14) and rejoined the Razorbacks in January 2019, working with the men's and women's basketball teams as well as the men's and women's track & field programs.

Between his time at Arkansas, Reeves was at the University of Houston, serving as assistant athletics director for equipment operations (2014-18). In that role, he managed the daily workings with Nike and supervised a staff that handled all 17 intercollegiate sports at Houston.

Reeves, who is a native of Lexington, Ky., was an equipment manager at San Diego State (2008-12), working with the football, women's Golf, water polo and softball programs.

Reeves also has a variety of international and NFL experience under his belt. He served from 2006 to 2008 as a seasonal intern with the NFL's San Diego Chargers. Reeves joined the NFL Europe's Cologne Centurions as an assistant manager in 2006 and was promoted to head manager in 2007.

Reeves worked as an undergraduate at Kentucky from 2000 to 2005, receiving his bachelor's degree in kinesiology with a minor in business in 2005. Following his graduation, he worked as an intern for the NFL's Miami Dolphins.

He is married to the former Leslie Young. They have two Great Danes: Bulleit and Basil.



KRISTIN JAKUS

**SPORTS NUTRITIONIST
3RD SEASON AT ARKANSAS
Northern Colorado, 2014 - BS in Dietetics
Utah, 2016 - MS in Sports Dietetics**

- Third Year in Arkansas Sports Nutrition (Swim and Dive, Men's Basketball, Women's Basketball).
- Milwaukee Bucks - Sports Nutrition Fellow (2017-2018).
- University of Missouri - Sports Nutrition Intern (2016-2017).
- Hometown: Colorado Springs, Colo.



JACOB HOOPS

**ACADEMIC COUNSELOR
6TH SEASON AT ARKANSAS
Arkansas, 2012 - BS Sports Management
Arkansas, 2014 - M.Ed Sports Management**

- Sixth Year as Academic Counselor (Men's Basketball and Men's Golf).
- Previous positions at the University of Arkansas:
 - Academic Counselor (Softball, Swimming & Diving)
 - Graduate Assistant (MBB & W Golf)
 - Student-Athlete Development (Intern)
 - Football Operations (Intern)
- Wife: Rae-Marie.
- Hometown: West Fork, Ark.



ZEB WILSON

**DIGITAL SPECIALIST
2ND YEAR
MENA, ARK.**



GARRETT BURCHAM

**MANAGER
1ST YEAR
GREENBRIER, ARK.**



CHARLES DANIEL

**MANAGER
1ST YEAR
LITTLE ROCK, ARK.**



WILL KLEINE

**MANAGER
1ST YEAR
LITTLE ROCK, ARK.**





ZOOM FREAK 2

Speed, Power and Control for
Every Type of Player.





DESI SILLS

The junior guard from Jonesboro is the top returning scorer for the Razorbacks

IN THIS SECTION

Team Photo/Roster..... 34
 TV Roster 35

RETURNING LETTERMEN

#3 Desi Sills..... 36-37
 #13 Emeka Obukwelu..... 38-39
 #24 Ethan Henderson..... 40-41

RETURNING TRANSFER SIT-OUTS

#1 JD Notae 42-43
 # 22 Abayomi Iyiola 44-45
 #23 Connor Vanover 46-47

GRADUATE TRANSFERS

#0 Justin Smith 48-49
 #2 Vance Jackson 50-51
 @11 Jalen Tate 52-53
 #14 Brandon Kimble 54-55

FRESHMEN

#4 Davonte Davis..... 56-57
 #5 Moses Moody 56-57
 #10 Jaylin Williams 58-59
 #12 Khalen Robinson..... 58-59
 #33 Bryson Morehead..... 60-61
 Team Photos..... 60-61

PLAYERS CAREER GAME-BY-GAME STATS
 Ordered Numerically..... 62-68



2020-21 ARKANSAS RAZORBACKS

SEATED (L-R): Davonte Davis, Khalen Robinson, JD Notae, Moses Moody, Head Coach Eric Musselman, Jalen Tate, Desi Sills, Bryson Morehead, Brandon Kimble.
STANDING (L-R): Assoc. Head Coach David Patrick, Asst. Coach Corey Williams, Emeka Obukwelu, Ethan Henderson, Jaylin Williams, Connor Vanover, Vance Jackson Jr., Justin Smith, Abayomi Iyiola, Asst. Coach Clay Moser.

2020-21 ARKANSAS BASKETBALL NUMERICAL ROSTER

No.	Name	Pos.	Yr.	Ht.	Wt.	Hometown	High School/Previous School
0	Justin Smith	F	Gr.Sr.	6-7	230	Buffalo Grove, Ill.	Stevenson HS / Indiana
1	JD Notae	G	R-Jr.	6-1	195	Covington, Ga.	Newton HS / Jacksonville
2	Vance Jackson Jr.	F	Gr.Sr.	6-9	238	Pasadena, Calif.	Prolific Prep / New Mexico
3	Desi Sills	G	Jr.	6-1	202	Jonesboro, Ark.	Jonesboro HS
4	Davonte "Devo" Davis	G	Fr.	6-3	180	Jacksonville, Ark.	Jacksonville HS
5	Moses Moody	G	Fr.	6-6	205	Little Rock, Ark.	Montverde Academy (Fla.)
10	Jaylin Williams	F	Fr.	6-10	245	Fort Smith, Ark.	Fort Smith Northside HS
11	Jalen Tate	G	Gr.Sr.	6-6	175	Pickerington, Ohio	Pickerington Central HS / Northern Kentucky
12	Khalen "KK" Robinson	G	Fr.	6-0	175	Little Rock, Ark.	Oak Hill Academy (Va.)
14	Brandon Kimble	F	Gr.Sr.	6-7	180	Indianola, Miss.	Mississippi Valley State
13	Emeka Obukwelu	F	Sr.	6-8	235	Plano, Texas	West Plano HS / UT Tyler
22	Abayomi "Baybe" Iyiola	F	R-Jr.	6-9	230	Atlanta, Ga.	Greenforest-McCalep Christian Acad. / Stetson
23	Connor Vanover	F	R-So.	7-3	247	Little Rock, Ark.	Findlay Prep (Nev.) / California
24	Ethan Henderson	F	Jr.	6-8	210	Little Rock, Ark.	Parkview Magnet HS
33	Bryson Morehead	F	Fr.	6-8	160	Katy, Texas	Obra D. Tompkins HS

Head Coach: Eric Musselman (San Diego, 1987)
 Associate Head Coach: David Patrick (UL Lafayette, 2000)
 Assistant Coach: Corey Williams (Oklahoma State, 2002)
 Assistant Coach: Clay Moser (Wisconsin-La Crosse, 1987)
 Director of Operations: Anthony Ruta (Arizona State, 2012)
 Special Assistant to Head Coach: Hays Myers (LSU, 2016)
 Video Coordinator: Riley Hall (Arkansas, 2016)
 Director of Recruiting: Michael Musselman (San Diego, 2018)
 Recruiting Coordinator: Patrick Ackerman (Detroit Mercy, 2016)
 Director of Student-Athlete Development: Earl Boykins (Eastern Michigan, 1998)
 Head Athletic Trainer: Mark O'Neal (Arkansas, 1989)
 Head Strength Coach: Dave Richardson (Louisiana-Monroe, 1989)
 Graduate Assistants: Tyson Batiste (Central Connecticut State, 2019) • Jeremiah Bonsu (Dayton, 2017) • Caleb Cline (South Dakota, 2020)
 Alex Dellelt (Arkansas, 2018) • Colin Donnelly (Michigan State, 2019) • Raheem Martin (Greensboro College, 2016) • Elijah Roth (Arizona, 2020)
 Student Assistant: Khalil Garland

Pronunciation Guide
 #22 Abayomi Iyiola..... ah-Bah-YUM-ee EE-EE-oh-la
 - goes by *Baybe*.....*Bay-Bey*
 #13 Emeka Obukwelu..... Eh-MEHK-uh O-Boo-Quay-Lu
 #12 Khalen RobinsonKay-lin
 #3 Desi Sills DEZ-ee
 Anthony Ruta..... ROO-tuh



#0 Justin Smith

F • Gr.Sr. • 6-7 • 230
Buffalo Grove, Ill. || Indiana Univ.



#1 JD Notae

G • R-Jr. • 6-1 • 195
Covington, Ga. || Jacksonville Univ.



#2 Vance Jackson Jr.

F • Gr.Sr. • 6-9 • 238
Pasadena, Calif. || New Mexico



#3 Desi Sills

G • Jr. • 6-1 • 202
Jonesboro, Ark. || Jonesboro HS



#4 Davonte Davis

G • Fr. • 6-3 • 180
Jacksonville, Ark. || Jacksonville HS



#5 Moses Moody

G • Fr. • 6-6 • 205
Little Rock, Ark. || Montverde Acad. (Fla.)



#10 Jaylin Williams

F • Fr. • 6-10 • 245
Fort Smith, Ark. || Fort Smith Northside HS



#11 Jalen Tate

G • Gr.Sr. • 6-6 • 175
Pickerington, Ohio || Northern Kentucky Univ.



#12 Khalen Robinson

G • Fr. • 6-0 • 175
Little Rock, Ark. || Oak Hill Academy (Va.)



#13 Emeka Obukwelu

F • Sr. • 6-8 • 235
Plano, Texas || Univ. of Texas-Tyler



#14 Brandon Kimble

F • Gr.Sr. • 6-7 • 180
Indianola, Miss. || Mississippi Valley St. Univ.



#22 Abayomi Iyiola

F • R-Jr. • 6-9 • 230
Atlanta, Ga. || Stetson Univ.



#23 Connor Vanover

F • R-So. • 7-3 • 247
Little Rock, Ark. || Univ. of California



#24 Ethan Henderson

F • Jr. • 6-8 • 210
Little Rock, Ark. || Parkview Magnet HS



#33 Bryson Morehead

F • Fr. • 6-8 • 160
Katy, Texas || Obra D. Tompkins HS



Eric Musselman



David Patrick



Clay Moser



Corey Williams



ANTHONY RUTA
Director of Basketball Operations



EARL BOYKINS
Director of Student-Athlete Development



HAYS MYERS
Special Assistant to the Head Coach



MICHAEL MUSSELMAN
Director of Recruiting



PATRICK ACKERMAN
Recruiting Coordinator



RILEY HALL
Video Coordinator



3 DESI SILLS

G • Jr. • 6-1 • 202
Jonesboro, Ark.
Jonesboro HS

• 2020-21 Preseason All-SEC second team (Coaches) ... Team's leading returning scorer from 2019-20 ... One of three Razorbacks – only returning one – to play all 66 Arkansas games the last two seasons.

2019-20 (So.):

Played in all 32 games, starting 24 ... Despite shooting 32.9% from 3-pt for the season, shot a team-best 45.6% (31-of-68) from "3" over the last 14 games ... Strong play began when Isaiah Joe missed the TCU game due to injury ... Sills scored in double figures 10 times over the last 14 games ... Named **Collegiate Hoops Roadshow All-Tournament** ... Scored 17 points in the finale versus Northern Kentucky and had five steals over the four games ... Tied for the team lead with six rebounds versus North Texas and added his first career blocked shot ... Had 11 points at Georgia Tech, including three shots at the rim over one of the nation's top shot blockers, James Banks III ... Led team with season-high four assists while grabbing four rebounds in the overtime win ... At Western Kentucky, led the team for the first time in his career in scoring as he pumped in a then career-high 20 points ... Was 7-of-11 from the field, making three 3's ... Scored 18 of his 20 in the second half (6-of-6 from the field, 3-of-3 from 3PT and 3-of-3 at the free throw line) ... Scored 10 at Indiana, hitting a key trey late in the game to get the Hogs to within two (61-59) ... Added five rebounds ... In the SEC opener versus Texas A&M, scored 13 versus Texas A&M - 11 in the first half ... Added four rebounds and two steals ... Hit a trey as time expired in the first half ... Singled out by Aggie head coach Buzz Williams for his "pesky" play ... Scored nine in playing a regulation career-high 35:23 at Ole Miss ... Hit a shot in the lane with 3:56 left to tie the game (68-68) ... Drew seven fouls in the game ... Grabbed a career-high seven rebounds versus Vanderbilt, adding 13 points, two assists and two steals ... With Isaiah Joe out with injury, had his best game versus TCU ... Scored 18 points in his first game coming off the bench, making 7-of-8 from the field, including 3-of-3 from 3-point range ... Added two steals ... Had a sneaky really good game at Alabama, playing an SEC career-high 39:07 minutes and tying a career-high with three steals ... Only scored seven points, but they were all big ... Down 12-0, he got Arkansas on the board with a layup at 16:34 ... Drained a 3-pointer at 7:41 to get Arkansas to within one, 22-21 at 7:41 ... Got a steal that led to two made free throws for a six-point lead (30-24 at 4:22) ... In the second half, had a steal at 13:46 and one at 9:01 as Arkansas would go up seven (64-57) ... Stepped up big again with Isaiah Joe's absence versus Auburn to produce his best career SEC game with 14 points and career-highs in 3's made (4), steals (4) and minutes (40:50) ... Tied then SEC career-high with 15 points vs Miss State (2-of-4 from 3PT and 3-of-3 FT) ... Hit a 3-pointer to give Arkansas a 75-72 lead to cap a 36-16 run in erasing a 17-point, second-half deficit ... Set then SEC career-high with 17 points versus Mizzou, making 4-of-6 from 3PT ... Made three clutch triples down the stretch - up two with 7:45 to put Hogs up five; up to with 6:14 left to go back up five and with 1:33 left made a trey to go up eight and secured win ... Continued strong play off the bench, scoring 13 with four rebounds, in the win over Tennessee ... Made back-to-back 3's in the first half to give Arkansas a 15-point lead ... Hit a trey in a 9-0 run to turn a two-point lead into an 11-point cushion ... Had career-high 21 points at Georgia with six rebounds, his second-best career total ... After going down 14-0 to start the game, Sills came off the bench and immediately scored 11 points (hit 3 treys and a layup) ... Hit two early 3's off the bench to give Arkansas an early 9-6 in the win over LSU, a lead it would not relinquish ... Finished with 13 points despite going 3-of-8 at FT line ... Made his first five 3-point attempts and scored 20 points in the SEC Tournament win over Vanderbilt ... The triples made were a career high ... Overall, was 5-of-6 from 3PT and 6-of-8 from the field.

2018-19 (Fr.):

Started the last eight games and started second half prior to that at Auburn to solidify his spot as a starter over the last eight ... In his eight starts, scored double figures four times (five times all season), including a career-high 18 at Indiana in the NIT, a then career-high 15 points at Kentucky, 11 at Vanderbilt and 11 versus Alabama ... Made a career-high four 3-pointers at Indiana and three each at Kentucky, at Vanderbilt and versus Alabama ... Had a career-high three steals vs. Ole Miss ... At Auburn, had a career-high four rebounds ... Over the last eight games, shot a team-best 64.3 percent from 3-point range (18-of-28), 50 percent from the field (25-of-50) while averaging 10.1 points per game ... Prior to starting role, was 1-of-10 from 3-point range over a 13-game span ... Was the first sub off the bench (solo or tied) in 13 of the first 25 games prior to getting starting role ... Handed out a career-high six assist versus FIU ... As part of his nine points versus Western Kentucky, scored six straight over two minutes in the second half to tie the game at 62-62 (8:35 mark) and made a free throw to tie the game at 70-70 with 4:32 left ... Had a break-out game in his SEC debut - a win at Texas A&M - with 14 points ... 13 of those points came in the first half, including eight straight at one spell, as the Razorbacks led 33-32 at halftime ... Had five assists and no turnovers in 18 minutes in the overtime loss versus LSU ... Started the second half at Auburn ... Made (5) and took (8) career-high free throws ... Added a career-high four rebounds ... Played 23 minutes and led the team with three assists ... Earned first career start versus Texas A&M (2/23) and scored seven points on 3-of-6 shooting ... At Kentucky, scored a then career-high 15 points (making 3-of-5 3-pointers and 4-of-4 at the line) ... Made back-to-back 3-pointers to start the second half and gave Arkansas its largest lead of the game (15 points) ... In the Ole Miss win, had a career-high three steals as well as a career-high five deflections ... At Vandy, made 3-of-3 from 3-point range, scored 11 points and had four assists ... Followed that with another 11-point performance in the regular-season finale win versus Alabama, making 3-of-5 from 3-point range ... At Providence, hit the Razorbacks' first 3-pointer from the NIT experimental FIBA distance as Arkansas started the game 5-of-5 from long range ... Finished 2-of-4 from distance and played second-most career minutes (27) ... Closed the season with a career-high 18 points at Indiana, making a career-high four 3-pointers.

Prior to Arkansas:

Rated #3 player in the state of Arkansas by 247Sports.com and ESPN while being a consensus top 50 pick among the nation's top point guards ... Named to the USA TODAY All-Arkansas first team ... A two-time, first team 6A All-State selection (2017 and 2018) ... Helped guide Jonesboro High School to back-to-back 6A state championships ... Averaged 20 points, 5.3 rebounds and 2.5 assists in 2017-18 ... As a junior, put up 15.5 points, 4.5 rebounds and two assists per game, leading the Hurricanes to a perfect 32-0 record that ended in a title game victory over former Razorback Daniel Gafford ... Played with Isaiah Joe and Ethan Henderson on the Arkansas Hawks AAU team.

Personal:

Born Dec. 29, 1998, in Jonesboro ... Son of Desi and Shawna Sills ... Has two brothers - Travon Neal and Quaavon - and two sisters - C'cchae and Devonce ... Majoring in recreation and sports management.

PERSONAL BESTS	
POINTS	SEC ONLY
Career: 23 at Georgia (02/29/20)	23 at Georgia (02/29/20)
FG MADE	SEC ONLY
Career: 8 at Georgia (02/29/20)	8 at Georgia (02/29/20)
FG ATTEMPTED	SEC ONLY
Career: 15 (2x) last v Northern Ky (11/30/19)	14 at Tennessee (02/11/20)
3-POINT FG MADE	SEC ONLY
Career: 5 vs Vanderbilt (03/11/20)	4 (2x) last vs Mizzou (02/22/20)
3-PT FG ATTEMPTS	SEC ONLY
Career: 8 (2x) last at Tennessee (02/11/20)	8 at Tennessee (02/11/20)
FT MADE	SEC ONLY
Career: 5 (3x) last at Tennessee (02/11/20)	5 (3x) last at Tenn (02/11/20)
FT ATTEMPTED	SEC ONLY
Career: 8 (4x) last vs LSU (03/04/20)	8 (4x) last vs LSU (03/04/20)
REBOUNDS	SEC ONLY
Career: 7 vs Vanderbilt (01/15/20)	7 vs Vanderbilt (01/15/20)
ASSISTS	SEC ONLY
Career: 6 vs FIU (12/01/18)	5 vs LSU (01/12/19)
STEALS	SEC ONLY
Career: 4 vs Auburn (02/04/20)	4 vs Auburn (02/04/20)
BLOCKED SHOTS	SEC ONLY
Career: 1 (4x) last vs Valpo (12/21/19)	--
MINUTES	SEC ONLY
Career: 40:50 vs Auburn (02/04/20)	40:50 vs Auburn (02/04/20)



DESI SILLS CAREER STATISTICS																									
Year	GP	GS	Min	Avg	FG	FGA	Pct	3FG	3FGA	Pct	FT	FTA	Pct	Off	Def	Tot	Avg	PF	FO	Ast	TO	Blk	Stl	Pts	Avg
2018-19	34	8	576	16.9	55	125	.440	29	63	.460	40	57	.702	12	31	43	1.3	68	2	58	53	0	21	179	5.3
2019-20	32	24	997	31.2	117	275	.425	47	143	.329	59	91	.648	20	75	95	3.0	96	4	39	44	5	30	340	10.6
TOTAL	66	32	1573	23.8	172	400	.430	76	206	.369	99	148	.669	32	106	138	2.1	164	6	97	97	5	51	519	7.9



13 EMEKA OBUKWELU

F • Sr. • 6-8 • 235
 Plano, Texas
 Plano West HS
 Univ. of Texas-Tyler

DOUBLE-DOUBLES 2017-18 (So.) • 9

Opp	Pts	Rebs
at Texas Lutheran	28	13
at Southwestern (TX)	26	13
at Austin	27	12
Rhodes	43	17
Colorado College	19	14
at Howard Payne	14	11
Louisiana College	25	13
at UT Dallas	19	10
LeTourneau	33	11

Emeka 2019-20 (R.Jr. at Arkansas):

Made the team as a walk-on for a second straight year ... Played in six games ... Grabbed five rebounds in six total minutes played, including three in the season opener versus Rice and two at Tennessee.

2018-19 (Jr. at Arkansas):

Redshirted as a walk-on, serving on the practice squad ... Sat out the 2018-19 season due to NCAA transfer rules.

2017-18 (So. at Texas-Tyler):

Earned American Southwest Conference All-Conference Team honors at Texas-Tyler after setting an ASC single-season record for shooting percentage (.678) ... Also a member of the ASC East Division first team ... Selected to the Small College Basketball Watch List for the Bevo Francis Award of 2018, the top player who competes in the affiliations of NCAA Division II, NCAA Division III, NAIA Division I, NAIA Division II, USCAA and NCCAA ... Was a three-time ASC Player of the Week ... He led his league and ranked sixth in DIII ... He averaged 19.6 points per game - second in the ASC - and 7.8 rebounds ... Was back-to-back ASC East Player of the Week ... First honor (Nov. 20) came as he recorded 28 points and 13 rebounds then had 26 points 16 boards in Saturday's 86-68 victory at Southwestern The following week (Nov. 27) he scored 27 points and pulled down 12 rebounds in the Patriots' 92-81 win at Austin College ... Third honor came on Jan. 15 as he averaged 27.5 points and 10.5 rebounds per game in a pair of ASC wins over Louisiana College and Belhaven at home.

2016-17 (Fr. at Texas-Tyler):

Earned ASC East Division All-Freshman Team ... Averaged 6.8 points and 3.8 rebounds per game ... Scored a season-high 20 points against Ozarks where he went 8-for-8 from the field and hit all four of his shots from the free-throw line ... Finished the season leading the Patriots with a 60.3 shooting percentage and had 99 rebounds.

High School: Named second team All-District 6-6A .. Averaged 8.6 points and 4.8 rebounds as a senior ... West Plano won the 6A state championship in his junior year.

Personal:

Born April 27, 1998, in Dallas, Texas ... Son of Emmanuel and Blessing Obukwelu ... Has three siblings: Chioma, Ifeoma and Ikedi ... Majoring in biology/pre-med.

PERSONAL BESTS	
POINTS	SEC ONLY
Career: 43 vs Rhodes (12/03/17)	--
FG MADE	SEC ONLY
Career: 20 vs Rhodes (12/03/17)	--
FG ATTEMPTED	SEC ONLY
Career: 26 at LeTourneau (02/01/18)	1 vs Tennessee (2/26/20)
3-POINT FG MADE	SEC ONLY
Career: --	--
3-PT FG ATTEMPTS	SEC ONLY
Career: 1 (3x) last vs Tennessee (02/26/20)	1 vs Tennessee (2/26/20)
FT MADE	SEC ONLY
Career: 6 (2x) last at Louisiana Coll. (02/17/18)	--
FT ATTEMPTED	SEC ONLY
Career: 10 at Willamette (11/18/16)	--
REBOUNDS	SEC ONLY
Career: 20 vs Rhodes (12/03/17)	2 at Tennessee (02/11/20)
ASSISTS	SEC ONLY
Career: 4 at Rust (01/19/17)	--
STEALS	SEC ONLY
Career: 2 (2x) last at Louisiana Coll. (02/17/18)	--
BLOCKED SHOTS	SEC ONLY
Career: 4 vs Belhaven (01/13/18)	--
MINUTES	SEC ONLY
Career: 42 vs Louisiana College (01/11/18)	1:50 at Tennessee (02/11/20)



EMEKA OBUKWELU CAREER STATISTICS

Year	GP	GS	Min	Avg	FG	FGA	Pct	3FG	3FGA	Pct	FT	FTA	Pct	Off	Def	Tot	Avg	PF	FO	Ast	TO	Blk	Stl	Pts	Avg
2016-17 (UT-T)	26	15	462	17.8	79	131	.603	0	0	.000	20	45	.444	33	66	99	3.8	79	1	25	23	4	2	178	6.9
2017-18 (UT-T)	26	26	751	28.9	227	335	.677	0	2	.000	56	87	.644	55	147	202	7.8	79	5	38	56	9	8	510	19.6
2018-19 - REDSHIRTED AT ARKANSAS																									
2018-19 (ARK)	6	0	6	1.0	0	2	.000	0	2	.000	0	0	.000	2	3	5	0.8	0	0	0	0	0	0	0	0.0
TOTAL	58	41	1219	21.0	306	468	.654	0	4	.000	76	132	.576	90	216	306	5.3	158	6	63	79	13	10	688	11.9





24 ETHAN HENDERSON

F • Jr. • 6-8 • 210
Little Rock, Ark.
Parkview Magnet HS

2019-20 (So.):

Came on strong at the end of the 2019-20 season ... Of his 46 rebounds for the season, 33 came in the last eight games ... Named team's Player of the Game as he provided a huge spark off the bench in the first half versus Austin Peay ... During a 9-0 run - putting the Hogs up 25-18 - he had a dunk, three blocked shots and three rebounds ... The three rejections were a then career high and he finished with four rebounds in 7:26 played ... Grabbed three rebounds in three minutes versus Tulsa ... Had four career games over his last seven ... FIRST: had then career game in first career start (at Florida - Feb. 18) as he scored then career-high seven points in just 10 minutes before fouling out ... SECOND: In a win over Tennessee (Feb. 26), got his second career start and first at Bud Walton Arena ... Played a career-high 29:53 minutes, had a career-high nine rebounds, had a career-high nine deflections and tied his then career-high with three blocked shots (Entering the UT game, Henderson had only pulled down 12 rebounds with two blocked shot in his previous 14 career SEC games) ... THIRD: In the win over LSU (Mar. 4), scored a career-high 10 points, going 3-of-3 from the field with two dunks ... Made (4) and attempted (9) career-highs in free throws (Prior to LSU, Henderson was 3-of-9 at FT line for his career) ... Dished out his first career assist in an SEC game (three total for his career) ... FOURTH: Blocked a career-high four shots, adding eight deflections, at Texas A&M in the regular-season finale.

2018-19 (Fr.):

Played in 12 games and scored 11 points ... Had a breakout game at Providence in the first round of the NIT ... In the first 32 games of the season, Henderson played 28 minutes, was 2-of-3 from the field, scored five points and had six rebounds ... At Providence (Game 33) alone, played 18 minutes, was 3-of-6 from the field, scored six points and had five rebounds ... Had two rebounds and a blocked shot in eight minutes versus Montana State ... Grabbed two rebounds and dished out first career assist in UTA win ... Scored first career points versus FIU, making a basket and a free throw while getting his first steal ... Saw his first action in eight games at #3 Tennessee and responded well .. Scored on an offensive put-back and had two steals in four minutes of action ... Only played the final minute at Auburn, but had a blocked shot ... At Providence, set career highs in minutes (18), field goals made and attempted (3-of-6), points (6) and rebounds (5) ... Added two dunks ... Entered game the earliest of his career (15:44 in the first half) and scored at 14:16 to start an 8-0 to put Arkansas up 11.

Prior to Arkansas:

Rated the top player in Arkansas by 247Sports.com, ESPN.com and Future150.com, which also tabbed him the 30th-best power forward in the nation ... A four-star recruit by Future150.com and 83rd-best player in the nation ... Named to the USA TODAY All-Arkansas first team and second team All-State by the Arkansas Democrat-Gazette ... Averaged 13.6 points, 5.9 rebounds and 2.0 blocks per game ... On the summer circuit at the Adidas Summer Championships in Las Vegas, Henderson averaged 14 points, 6.5 rebounds and shot 67.4 percent from the floor for the Arkansas Hawks ... Helped Parkview win the 2018 and 2016 5A state championships (the latter alongside current Razorback Khalil Garland).

Personal:

Born Feb. 14, 2000, in Little Rock ... Son of Eric and Eileen Henderson ... Has one brother, Eric Henderson Jr. ... Majoring in recreation and sports management.

PERSONAL BESTS	
POINTS	SEC ONLY
Career: 10 vs LSU (03/04/20)	10 vs LSU (03/04/20)
FG MADE	SEC ONLY
Career: 3 (3x) last vs LSU (03/04/20)	3 (2x) last vs LSU (03/04/20)
FG ATTEMPTED	SEC ONLY
Career: 6 at Providence (03/19/19)	4 at Florida (02/18/20)
3-POINT FG MADE	SEC ONLY
Career: --	--
3-PT FG ATTEMPTS	SEC ONLY
Career: --	--
FT MADE	SEC ONLY
Career: 4 vs LSU (03/04/20)	4 vs LSU (03/04/20)
FT ATTEMPTED	SEC ONLY
Career: 9 vs LSU (03/04/20)	9 vs LSU (03/04/20)
REBOUNDS	SEC ONLY
Career: 9 vs Tennessee (02/26/20)	9 vs Tennessee (02/26/20)
ASSISTS	SEC ONLY
Career: 2 at Texas A&M (03/07/20)	2 at Texas A&M (03/07/20)
STEALS	SEC ONLY
Career: 2 at Tennessee (01/15/19)	2 at Tennessee (01/15/19)
BLOCKED SHOTS	SEC ONLY
Career: 4 at Texas A&M (03/07/20)	4 at Texas A&M (03/07/20)
MINUTES	SEC ONLY
Career: 29:53 vs Tennessee (02/26/20)	29:53 vs Tennessee (02/26/20)



ETHAN HENDERSON CAREER STATISTICS

Year	GP	GS	Min	Avg	FG	FGA	Pct	3FG	3FGA	Pct	FT	FTA	Pct	Off	Def	Tot	Avg	PF	FO	Ast	TO	Blk	Stl	Pts	Avg
2018-19	12	0	51	4.3	5	10	.500	0	0	.000	1	3	.333	3	9	12	1.0	6	0	1	3	2	3	11	0.9
2019-20	20	6	184	9.2	12	21	.571	0	0	.000	7	17	.412	16	30	46	2.3	32	1	4	2	16	4	31	1.6
TOTAL	32	6	235	7.3	17	31	.548	0	0	.000	8	20	.400	19	39	58	1.8	38	1	5	5	18	7	42	1.3



1 JD NOTAE

6 • R-Jr. • 6-1 • 195
Covington, Ga.
Newton HS
Jacksonville Univ.

- Pronounced No-Tay
- Rated the 29th-best "Sit-Out" Transfer in the Nation by ESPN.com for the 2020-21 season.
- Sat out the 2019-20 season at Arkansas due to NCAA transfer regulations.
- Played in 60 games in two seasons at Jacksonville, totaling 929 points (15.5 avg.), 328 rebounds (5.5 avg.), 163 assists (2.7 avg.) and 101 steals (1.7 avg.).

2019-20 (Jr. at Arkansas):

Sat out the season per NCAA transfer rules.

2018-19 (So. at Jacksonville):

Voted second team All-ASUN after averaging 15.5 points, 6.2 rebounds and 3.4 assists; all team highs ... Scoring average ranked fifth in the ASUN while ranking fourth in assists, fourth in steals (1.6) and 10th in rebounding ... Posted 24 games in double figures, including nine 20-point games, with nine games of five assists or more and three games with at least 10 rebounds ... Had three double-doubles, including a triple double at Kennesaw State (15 points, 10 rebounds and 10 assists ... First double-double was the game prior to triple double, posting 12 points with 13 rebounds versus Lipscomb ... Other double-double came versus Stetson as he scored 16 points and grabbed a career-high 14 rebounds ... Scored a career-high 40 points, adding eight rebounds and five assists, versus Florida Memorial ... Made 16-of-22 shots from the field and 5-of-6 from 3-point range ... Had 29 points and five assists in the regular-season finale versus Florida Gulf Coast ... Versus Indiana, posted 15 point and rebounds.

2017-18 (Fr. at Jacksonville):

Named ASUN Freshman of the Year after averaging 15.4 points, 4.7 rebounds and 1.8 steals while shooting 41 percent from 3-point range ... Started all 28 games he appeared in until injuring his foot and missing the final five games of the year ... Scored 432 points, the second-most by a Dolphin freshman in a season ... Scored a then career-high 30 points vs. Middle Georgia State ... Scored 20 or more points seven times, four times in ASUN play ... Knocked down a season-best five three-pointers twice (at UAB, at Michigan) ... Hit two free throws with one second left to lead the Dolphins to a win at Stetson ... Led ASUN freshman in scoring (15.4 ppg), minutes (31.4 mpg) and steals (49) ... Was the ASUN Player of the Week once and Newcomer of the Week twice.

High School:

Was a four-year starter at Newton High School ... Averaged 22 points, 5 rebounds and 2.5 steals per game ... Led his team to the 2016-17 7A Elite 8 with a 26-2 record ... 2016 GACA All-State member, Region Tourney Player of the Year and All-Region 2 AAAAAA team ... In AAU ball, was named the Atlanta Lightning MVP in 2014, 2016, and 2017.

Personal:

Born Oct. 27, 1998. in Covington, Ga. ... Son of Stacy Notae ... Has four siblings: Jeremiah, Munie, Bailey and Keyanna ... Majoring in recreation and sport management.

TRIPLE-DOUBLES (1)

01/09/19 • at Kennesaw St. **15-10-10**

DOUBLE-DOUBLES (5)

SOPHOMORE (3)
01/05/19 • Lipscomb ^ 12 pts 13 reb
01/09/19 • at Kennesaw St. ** 15 pts 10 reb
01/30/19 • Stetson 16 pts 14 reb
^ - back-to-back games
* - part of a triple double

FRESHMAN (2)
11/26/17 • Gardner-Webb 17 pts 10 reb
12/09/17 • Fla. National 14 pts 10 reb

PERSONAL BESTS

POINTS

Career: 40 vs Florida Memorial (11/21/18)

FG MADE

Career: 16 vs Florida Memorial (11/21/18)

FG ATTEMPTED

Career: 23 at NC State (12/22/17)

3-POINT FG MADE

Career: 5 (6x) last vs FGCU (03/01/19)

3-PT FG ATTEMPTS

Career: 14 vs FGCU (03/01/19)

FT MADE

Career: 6 (5x) last at North Fa (01/24/19)

FT ATTEMPTED

Career: 9 vs Bethune-Cookman (11/30/17)

REBOUNDS

Career: 14 vs Stetson (01/30/19)

ASSISTS

Career: 10 at Kennesaw State (01/09/19)

STEALS

Career: 5 (2x) at FGCU (02/02/19)

BLOCKED SHOTS

Career: 3 (3x) last vs North Fla. (02/20/19)

MINUTES

Career: 46 vs Gardner-Webb (11/26/17)



JD NOTAE CAREER STATISTICS

Year	GP	GS	Min	Avg	FG	FGA	Pct	3FG	3FGA	Pct	FT	FTA	Pct	Off	Def	Tot	Avg	PF	FO	Ast	TO	Blk	Stl	Pts	Avg		
2017-18 (JU)	28	28	879	31.4	159	388	.410	49	121	.405	65	93	.699	28	103	131	4.7	60	2	54	72	14	49	432	15.4		
2018-19 (JU)	32	23	932	29.1	177	415	.427	62	194	.320	81	111	.730	29	168	197	6.2	76	4	109	106	14	52	497	15.5		
2019-20 - REDSHIRTED AT ARKANSAS																											
TOTAL	60	51	1811	30.1	336	803	13.4	111	315	.352	146	204	.716	57	271	328	5.5	136	6	163	178	28	101	929	15.5		



22 ABAYOMI "BAYBE" IYIOLA

F • R-Jr. • 6-9 • 230
Atlanta, Ga.
Greenforest-McCaleb Christian Acad.
Stetson Univ.

- Pronounced a-BAH-yum-Mee ... EE-EE-oh-la
- **Goes by Baybe (pronounced Bay-bey).**
- In his first year (2020-21) serving on Arkansas' Student-Athlete Advisory Committee.
- Played two seasons at Stetson University, transferring to Arkansas for the 2019-20 season ... Sat out the 2019-20 season per NCAA transfer regulations and has two years of eligibility remaining ... Played in 63 games in two seasons at Stetson, totaling 656 points (10.4 avg.), 434 rebounds (6.9 avg.) and 58 blocked shots while adding 12 double-doubles.

DOUBLE-DOUBLES (12)

SOPHOMORE			(8)
11/11/18 • at Missouri State	14	11	
11/23/18 • VMI	^ 12	13	
11/26/18 • at Bethune-Cookman	^ 16	10	
12/05/18 • Western Illinois	22	11	
01/27/19 • Lipscomb	12	10	
02/02/19 • Kennesaw State	^ 15	11	
02/05/19 • at Liberty	^ 16	12	
02/26/19 • at North Florida	16	13	
^ - back-to-back games			

FRESHMAN			(4)
11/10/17 • Webber International	21	13	
01/13/18 • USC Upstate	12	11	
02/10/18 • at NJIT	12	11	
02/26/18 • at Lipscomb	18	10	

2019-20 (Jr. at Arkansas):

Sat out the season per NCAA transfer rules.

2018-19 (So. at Stetson):

Led the Hatters in both scoring (10.8), rebounding (7.6) and blocked shots (37) ... Ranked among ASUN leaders in rebounds per game (4th) and blocks (5th) while ranking second in offensive rebounds (2.74 avg.) ... Also averaged 10.6 points and 8.3 rebounds in league play ... Posted eight double-doubles while scoring in double figures 15 times and reaching double digits in rebounds 10 times ... Scored a career-high 26 at USF while tallying a career-high four blocked shots ... Tied a career-high with 13 rebounds versus VMI, adding 12 points for his second double-double of the season.

2017-18 (Fr. at Stetson):

Voted to the **ASUN All-Freshman team** ... Led the team and ranked eighth in the ASUN with 6.2 rebounds per game ... His 10.1 points per game average ranked third-best on the team and his 322 total points ranks seventh among Stetson freshmen all-time ... Was seventh in the ASUN in field-goal percentage (.519) and fell one rebound shy of becoming the fourth freshman in program history with 200 rebounds in a season ... Registered four double-doubles, scored in double figures 18 times and had four double-digit rebound games ... In his collegiate debut, posted a double-double with 21 points - a season high - and 13 rebounds - establishing a career high - against Webber ... Had 16 points and 6 rebounds in an overtime win at South Alabama ... Averaged 9.4 points and 5.9 rebounds in ASUN Conference play.

High School:

Rated a 3-star recruit by ESPN.com ... Led Greenforest to its second straight Class A-private state championship ... Averaged 10.2 points, 9.5 rebounds and 2.5 blocks per game as Greenforest posted a 27-5 overall record ... GCA was 27-2 during his junior season as he averaged 9.7 points and 4.7 rebounds per game.

Personal:

Born Jan. 20, 1998, in Ibadan, Nigeria ... Son of Lasisi and Alirat Iyiola ... Has four siblings: Semiu, Akim, Omolara and Opeyemi ... Brothers Semiu and Akim played soccer in Nigeria ... Majoring in agricultural business.

PERSONAL BESTS

POINTS

Career: 26 at USF (11/28/18)

FG MADE

Career: 10 (2x) last at USF (11/28/18)

FG ATTEMPTED

Career: 17 vs Western Illinois (12/05/18)

3-POINT FG MADE

Career: 1 vs Western Illinois (12/05/18)

3-PT FG ATTEMPTS

Career: 2 vs UCF (12/16/18)

FT MADE

Career: 6 vs Lipscomb (01/27/19)

FT ATTEMPTED

Career: 15 at Nebraska (12/29/17)

REBOUNDS

Career: 13 (3x) last at North Fla. (02/26/19)

ASSISTS

Career: 2 (2x) last at North Fla. (02/26/19)

STEALS

Career: 4 at Jacksonville (02/13/19)

BLOCKED SHOTS

Career: 2 (2x) last vs North Fla. (02/26/19)

MINUTES

Career: 34 (3x) last at North Fla. (02/26/19)



ABAYOMI IYIOLA'S CAREER STATISTICS

Year	GP	GS	Min	Avg	FG	FGA	Pct	3FG	3FGA	Pct	FT	FTA	Pct	Off	Def	Tot	Avg	PF	FO	Ast	TO	Blk	Stl	Pts	Avg		
2017-18 (su)	32	8	616	19.3	139	268	.519	0	3	.000	44	65	.677	77	122	199	6.2	97	3	5	35	21	16	322	10.1		
2018-19 (su)	31	31	709	22.9	135	279	.484	1	8	.125	63	86	.733	85	150	235	7.6	88	3	14	40	37	30	334	10.8		
2019-20 - REDSHIRTED AT ARKANSAS																											
TOTAL	63	39	1325	21.0	274	547	.501	1	11	.091	107	151	.709	162	272	434	6.9	185	6	19	75	58	46	656	10.4		



23 CONNOR VANOVER

F • R-So. • 7-3 • 247
 Little Rock, Ark.
 Findlay Prep (Nev.)
 Univ. of California

- Rated the 44th-best "Sit-Out" Transfer in the Nation by ESPN.com for the 2020-21 season.
- Sat out the 2019-20 season at Arkansas due to NCAA transfer regulations.
- Played one season (2018-19) at Cal.

2019-20 (So. at Arkansas):

Sat out the season per NCAA transfer rules.

2018-19 (Fr. at Cal):

Averaged 7.5 points and 3.0 rebounds during his freshman campaign ... Played 28 games and started 15 ... Came on strong to end the season as he averaged 12.8 points and 5.0 rebounds over his final 10 games ... Included in the 10-game span was a career-high 24 points versus Stanford and eight boards against Southern California ... Led the team with 35 blocked shots and shot 35.5 percent from 3-point range (27-of-76).

High School/Prep:

Began his high school career at Arkansas Baptist Prep before transferring to Findley (Nev.) Prep for his senior season ... At Findley, he was a teammate of current Razorback Reggie Chaney and averaged 8.3 points, 7.3 rebounds, 2.5 assists in 1.3 steals. He helped the Pilots to a 32-5 record and a No. 26 national ranking ... At Arkansas Baptist Prep, Vanover led the Eagles to a three-year record of 82-21 with three league crowns and back-to-back Arkansas Activities Association (AAA) Class 4A state titles (2016 and 2017) ... Tallied more than 1,000 points, 700 rebounds and 300 blocks while being a two-time USA Today All-Arkansas selection (2016 and 2017), the 2016 Arkansas Class 4A State Tournament MVP and a three-time Arkansas 4A All-State pick (2015, 2016 and 2017) ... Vanover was a member of Team USA's U16 and U17 squads and captured a gold medal at the 2015 FIBA Americas U16 Championship in Argentina after averaging 3.8 points, 3.8 rebounds and 1.2 blocks in four games.

Personal:

Born June 23, 1999, in Little Rock ... Son of Chris and Robyn Vanover ... His mother, the former Robyn Irwin, was a member of the University of Arkansas women's basketball squad from 1986-89 and led the Razorbacks in blocked shots three times ... Has two older brothers, twins Brandon and Justin. Brandon (7-0) played basketball at Central Arkansas and Justin (7-1) played saxophone with the Alabama Crimson Tide marching band ... Majoring in communications.

PERSONAL BESTS

POINTS

Career: 24 at Stanford (03/07/19)

FG MADE

Career: 9 at Stanford (03/07/19)

FG ATTEMPTED

Career: 15 vs Washington (02/28/19)

3-POINT FG MADE

Career: 5 at Stanford (03/07/19)

3-PT FG ATTEMPTS

Career: 7 (2x) last vs Colorado (03/13/19)

FT MADE

Career: 3 at Oregon (02/06/19)

FT ATTEMPTED

Career: 4 (2x) last vs UCLA (02/13/19)

REBOUNDS

Career: 8 vs Southern Cal (02/16/19)

ASSISTS

Career: 2 vs Washington State (03/02/19)

STEALS

Career: 2 vs Arizona (01/12/19)

BLOCKED SHOTS

Career: 6 at Stanford (03/07/19)

MINUTES

Career: 33 at Stanford (03/07/19)



CONNOR VANOVER'S CAREER STATISTICS

Year	GP	GS	Min	Avg	FG	FGA	Pct	3FG	3FGA	Pct	FT	FTA	Pct	Off	Def	Tot	Avg	PF	FO	Ast	TO	Blk	Stl	Pts	Avg
2018-19 (CAL)	28	15	491	17.5	83	177	.469	27	76	.355	16	24	.667	21	62	83	3.0	38	2	5	18	35	7	209	7.5
2019-20 - REDSHIRTED AT ARKANSAS																									



JUSTIN SMITH

F • Gr.Sr. • 6-7 • 230
Buffalo Grove, Ill.
Stevenson HS
Indiana University

- Rated the 11th-best Graduate Transfer in the nation by Stadium.com
- Rated the 22nd-best Graduate Transfer in the nation by ESPN.com
- Graduated in just three years from Indiana's Kelley School of Business (B.S.B.) in the Spring of 2020 ... Is pursuing his master's in operations management at the University of Arkansas.
- Played in all of Indiana's 98 games (with 73 starts) over the past three years ... In his three-year career, scored 821 points with 419 rebounds, 64 assists, 60 steals and 35 blocked shots ... Has four career double-doubles.

DOUBLE-DOUBLES (4)

FRESHMAN (1)		
11/12/17 • HOWARD	16 pts	12 reb
SOPHOMORE (2)		
01/22/19 • at Northwestern	10 pts	12 reb
02/02/19 • at Michigan St	13 pts	10 reb
JUNIOR (1)		
12/13/19 • NEBRASKA	16 pts	10 reb

Junior (2019-20 at Indiana):

Started all 32 games ... Led the team in steals (31) and minutes played (971) ... Averaged 10.4 points and tied for second on the team with 5.2 rebounds per game ... Named IU's athletic department's Male Student-Athlete of the Month for January ... Tied his career-high with 24 points and with a career-high three steals, adding seven boards, against Western Illinois ... Notched 18 points and eight rebounds (five offensive) against Portland State ... Scored a team-high 22 points in a win over Troy, making 8-of-9 field goals, both of his 3-point attempts and all four free throw attempts while tying a career-high with three steals ... Finished with 18 points and eight boards against South Dakota State ... Posted another solid effort with 14 points and five rebounds against Florida State ... Logged a double-double with 16 points and 10 boards against Nebraska ... Pulled down eight rebounds against Arkansas ... Finished with 18 points, six rebounds and three steals against Northwestern ... Posted a team-high 15 points with seven boards at Rutgers ... Tallied 15 points, seven rebounds and two assists at Nebraska ... Finished with 13 points and seven rebounds at Penn State ... Only had six points with seven boards but was credited with playing lock-down defense against Iowa ... Also played outstanding defense and with nine points, eight boards and two steals against Penn State ... Had 12 points and six rebounds against Nebraska in the Big Ten Tournament.

Sophomore (2018-19 at Indiana):

Earned 2019 Academic All-Big Ten ... Played 48-49 in all 35 games and started 32 times ... Fifth on the team averaging 8.2 points and third on the team averaging 4.5 rebounds ... Added 22 steals ... Pulled down nine rebounds at Penn State and versus Louisville and versus Michigan ... Posted a season-high 15 points and added six boards at Purdue ... Had two double-doubles for the season ... The first was scoring 10 points and tying a career-high with 12 rebounds at Northwestern ... The second was at Michigan - and perhaps his best overall game as a Hoosier - as he scored 13 points with 10 rebounds while adding two assists and three blocks, including a game-saving deflection with 3.4 seconds left on a layup ... Recorded a career-high 24 points against Michigan State, hitting a career-best three 3-pointers ... Had 15 points and seven boards at Illinois ... Tallied a career-high three assists against Rutgers ... Just missed another double-double with 10 points and nine rebounds against St. Francis in the NIT.

Freshman (2017-18 at Indiana):

Emerged as the top freshman to help the Hoosiers ... Played in all 31 games and started 9 times ... Averaged 6.5 points and shot 55.0% from the floor ... Third on the team in scoring in Big Ten play, averaging 7.8 points ... Shot 55.3% from the field in conference play ... Notched his first career double-double with 16 points and 12 rebounds against Howard ... Made his first career start at Seton Hall and had 10 points with four rebounds ... Logged his second career start at Minnesota and finished with a season-high 20 points ... Knocked in a go-ahead triple in the closing minutes versus the Gophers ... Finished with 13 points and three rebounds in 13 minutes against Illinois ... Had 15 points and three rebounds at Iowa ... Tallied 16 points and eight rebounds at Nebraska ... Scored 16 points against Ohio State.

High School:

A 2017 graduate of Adlai Stevenson High School ... Ranked No. 91 overall in the class by Rivals.com ... As a senior, averaged 21 points and nearly 10 rebounds ... Logged 16 double-doubles during his senior year ... Received second team All-State for Class 4A by the Associated Press ... Two-time Lake County Player of the Year by the Daily Herald ... During his junior year, posted averages of 17 points, eight rebounds and two assists ... Helped Stevenson to the Illinois state title as a sophomore ... Played AAU basketball for the Mac Irvin Fire program.

Personal:

Born Mar. 1, 1999, in Highland Park, Ill. ... Son of Edward and Lucy Smith ... Has two sisters, Devin and Meredith.

PERSONAL BESTS

POINTS	
Career:	24 (2x) last vs Western Illinois (11/05/19)
FG MADE	
Career:	11 vs Western Illinois (11/05/19)
FG ATTEMPTED	
Career:	19 vs Michigan State (03/02/19)
3-POINT FG MADE	
Career:	3 vs Michigan State (03/02/19)
3-PT FG ATTEMPTS	
Career:	9 vs Michigan State (03/02/19)
FT MADE	
Career:	6 vs Nebraska (12/13/19)
FT ATTEMPTED	
Career:	10 vs Nebraska (12/13/19)
REBOUNDS	
Career:	12 (2x) last vs Northwestern (01/22/19)
ASSISTS	
Career:	4 vs Ohio State (01/11/20)
STEALS	
Career:	3 (6x) last vs Northwestern (01/08/20)
BLOCKED SHOTS	
Career:	3 at Michigan State (02/02/19)
MINUTES	
Career:	40:17 vs Nebraska (12/13/19)



JUSTIN SMITH CAREER STATISTICS

Year	GP	GS	Min	Avg	FG	FGA	Pct	3FG	3FGA	Pct	FT	FTA	Pct	Off	Def	Tot	Avg	PF	FO	Ast	TO	Blk	Stl	Pts	Avg
2017-18 (IND)	31	9	463	14.9	82	149	.550	3	10	.300	33	49	.673	43	55	98	3.2	58	1	7	34	10	7	200	6.5
2018-19 (IND)	35	32	866	24.7	122	246	.496	7	32	.219	36	70	.514	61	95	156	4.5	84	1	28	65	15	22	287	8.2
2019-20 (IND)	32	32	971	30.3	127	258	.492	10	38	.263	70	104	.673	62	103	165	5.2	66	0	29	50	10	31	334	10.4
TOTAL	98	73	2300	23.5	331	653	.507	20	80	.250	139	223	.623	166	253	419	4.3	208	2	64	149	35	60	821	8.4



2 VANCE JACKSON JR.

F • Gr.Sr. • 6-9 • 238
Pasadena, Calif.
Prolific Prep
Univ. of New Mexico

- Rated the 8th-best Graduate Transfer in the Nation by CBSSports.com
- Rated the 18th-best Graduate Transfer in the Nation by Stadium.com
- Rated the 32nd-best Graduate Transfer in the Nation by ESPN.com
- Graduated from New Mexico in the Spring of 2020 with a B.A. in interpersonal communication and a minor in business management ... Pursuing his master's in adult and lifelong learning at the University of Arkansas.
- Played his freshman season at UConn before transferring to New Mexico.
- Scored 990 points in three collegiate seasons (92 games with 65 starts), averaging 10.8 ppg for his career ... Averaged 5.4 rebounds with 165 assists while shooting 35.3% from 3-point range (157-444) ... Has eight career double-doubles.

DOUBLE-DOUBLES (8)

SOPHOMORE (5)			
11/13/18	• IONA	18 pts	12 reb
01/05/19	• NEVADA	18 pts	10 reb
01/12/19	• Colorado St	18 pts	12 reb
01/19/19	• WYOMING	13 pts	10 reb
03/09/19	• Wyoming	13 pts	11 reb
JUNIOR (3)			
01/01/20	• at San Jose St	% 25 pts	13 reb
01/07/20	• FRESNO ST	% 29 pts	13 reb
03/04/20	• vs San Jose St	26 pts	12 reb

% - consecutive games

Junior (2019-20 at New Mexico):

Played and started 28 games, missing five contests due to a knee injury ... Had three double-doubles and scored at least 20 points four times with the Lobos going 3-1 in such games ... One of his 20-point games came after he missed the five games due to injury, scoring 20 while tying his career-high of six 3-pointers made (6-of-8) ... Prior to his injury, recorded back-to-back double-doubles ... First, at San Jose State, pumped in 29 points - going 8-of-10 at the free throw line - with a career-high 13 rebounds (nine defensive) ... The following game versus Fresno State, had 29 points, going 6-of-7 from 3-point range) with 13 rebounds once again (a career-high 12 defensive) ... Notched his third double-double of the season with 26 points and 12 rebounds on 9-of-16 shooting versus San Jose State in the first round of the Mountain West Tournament.

Redshirt Sophomore (2018-19 at New Mexico):

Named to the 2019 Mountain West All-Tournament team after averaging 25.5 points, 6.0 rebounds, 5.0 assists and 3.0 steals per game in 25.5 minutes in the 2019 Mountain West Tournament... Was the first player in Mountain West history to earn a spot on the All-Tournament team without advancing past the quarterfinals... Saw action in all 32 games for the Lobos including 16 starts... Finished second on the squad averaging 13.1 ppg and 7.0 rpg ... Accumulated 23 double-digit scoring performances including a career-high 30 points, going a career-best 10-of-11 at the free throw line, versus Fresno State on Feb. 16... His 30-point game was the first for a Lobo since 2017... Collected five double-doubles on the season... First career double-double was scoring 18 points with 12 rebounds (10 defensive boards) versus Iona in his second game with the Lobos ... Posted three double-doubles over a five-game span ... First, nearly had a triple double versus Nevada, scoring 18 points, grabbing 10 rebounds and dishing out a career-high seven assists ... Two games later, had 18 points and 12 rebounds at Colorado State ... Two games after that, turned in 13 and 10 versus Wyoming ... Ended the regular-season with a 13-point, 11-rebound performance at Wyoming ... Named Preseason MW Newcomer of the Year.

Sophomore (2017-18 at New Mexico):

Sat out due to NCAA transfer rules.

Freshman (2016-17 at UConn):

Made 21 starts in 32 appearances as a Husky ... Named to the **American Athletic Conference All-Rookie Team** ... In AAC games, led the league in three-point percentage (.484) ... **Two-time AAC Rookie of the Week** recipient ... Netted 12 points on 4-of-5 shooting in win versus Houston in AAC quarterfinals ... Nearly matched career-high with 16 points versus Houston on Feb. 22 ... Scored 17 points on 5-of-12 shooting with six rebounds versus SMU on Jan. 19 ... Selected AAC Rookie of the Week on Jan. 16 and Jan. 23 ... Scored 13 points on 5-of-9 shooting in a loss at Georgetown on Jan. 14 ... Recorded sixth game in double-figures vs. UCF on Jan. 5 with 11 points ... Scored 14 points on 5-of-8 shooting, with 12 points in the second half, against Memphis on Jan. 5 ... Scored 16 points on 5-of-9 shooting in win over Chaminade on Nov. 22.

High School:

Consensus Top 60 recruit ... Played one season at Prolific Prep (Napa, Calif.) ... Averaged 21.7 points, 6.8 rebounds to help Prolific ... Posted a 25-7 record and reached the semifinals of the Grind Session National Championships in Lawrence, Kan. ... Attended St. John Bosco (Bellflower, Calif.) as a sophomore and junior, averaging 19.4 points, 7.1 rebounds ... Captured the Division II State Championship ... Began his high school career at La Salle HS in Pasadena ... Played AAU ball for Dream Vision, averaging 16.0 points per game and shooting 55.4 percent from three-point range during the Adidas Summer Championships.

Personal:

Born Aug. 20, 1997, in Pasadena, Calif. ... Son of Desiree Temple and Vance Jackson Sr. ... Has a younger sister, Aluara Jackson.

PERSONAL BESTS

POINTS	Career: 30 vs Fresno State (02/02/19)
FG MADE	Career: 9 (3x) last vs San Jose St (03/04/20)
FG ATTEMPTED	Career: 16 (2x) last vs San Jose St (03/04/20)
3-POINT FG MADE	Career: 6, (2x) last vs Wyoming (02/08/20)
3-PT FG ATTEMPTS	Career: 11 (2x) last at Air Force (02/26/20)
FT MADE	Career: 10 vs Fresno State (02/02/19)
FT ATTEMPTED	Career: 11 vs Fresno State (02/02/19)
REBOUNDS	Career: 13 (2x) vs Fresno State (01/07/20)
ASSISTS	Career: 7 vs Nevada (01/05/19)
STEALS	Career: 4 vs Wyoming (03/13/19)
BLOCKED SHOTS	Career: 2 (2x) last vs Nevada (02/18/20)
MINUTES	Career: 37:30 vs Utah State (03/05/20)



VANCE JACKSON CAREER STATISTICS

Year	GP	GS	Min	Avg	FG	FGA	Pct	3FG	3FGA	Pct	FT	FTA	Pct	Off	Def	Tot	Avg	PF	FO	Ast	TO	Blk	Stl	Pts	Avg		
2016-17 (UConn)	32	21	835	26.1	79	193	.409	50	126	.397	50	74	.676	22	101	123	3.8	74	2	44	42	5	10	258	8.1		
2017-18 - REDSHIRT AT NEW MEXICO																											
2018-19 (UNM)	32	16	887	27.8	137	338	.405	57	172	.331	89	137	.650	42	182	224	7.0	60	1	85	80	4	35	420	13.1		
2019-20 (UNM)	28	28	756	27.1	101	224	.414	50	146	.342	60	84	.714	34	113	147	5.3	51	0	36	59	9	28	312	11.1		
TOTAL	92	65	2478	27.0	317	755	.420	157	444	.353	199	295	.675	98	396	494	5.4	185	3	165	181	18	73	990	10.8		



11 JALEN TATE

G • Gr.Sr. • 6-6 • 175
 Pickerington, Ohio
 Pickerington Central HS
 Northern Kentucky Univ.

DOUBLE-DOUBLES (2)

SOPHOMORE (1)		
01/26/19 - MILWAUKEE	13 pts	10 reb
JUNIOR (1)		
01/31/20 • at Green Bay	17 pts	12 reb

- Rated the 5th-best Graduate Transfer in the Nation by NBCSports.com
- Rated the 8th-best Graduate Transfer in the Nation by 247Sports.com
- Rated the 10th-best Graduate Transfer in the Nation by CBSSports.com
- Rated the 10th-best Graduate Transfer in the Nation by TheStadium.com
- Rated the 15th-best Graduate Transfer in the Nation by ESPN.com
- Graduated from Northern Kentucky in the Spring of 2020 with a B.A. in organizational leadership and a minor in sports business ... Pursuing his master's in adult and lifelong learning at the University of Arkansas.
- Spent four seasons at Northern Kentucky, taking a medical redshirt season as a freshman in 2016-17 after playing just eight games prior to a season-ending hand injury ... Scored 950 points at NKU career to finish 37th in Norse history (93 games with 82 starts), averaging 10.2 ppg for his career ... Has averaged 7.7 rebounds with 285 assists ... Finished in the NKU top 20 for career assists, steals and blocked shots ... Had two career double-doubles.

Junior (2019-20 at Northern Kentucky):
 Horizon League Defensive Player of the Year and earned Horizon League All-Defensive Team honors for the third straight year ... Added third team All-Horizon League honors ... Averaged 13.9 points, 5.4 rebounds, 3.6 assists and 1.9 steals in helping the Norse to a 23-9 record ... Played in 22 games, starting 20 as he missed 10 games due to injury ... Named the Horizon League Tournament MVP after putting up 37 points in two games and leading the Norse to the Championship ... Turned in a dominant performance in a semifinal win over Green Bay with 23 points - going 6-of-10 from the floor and 10-of-15 at the line - while adding six rebounds, three assists and two steals in a semifinal win over Green Bay ... In the championship versus UIC, had 14 points, four rebounds and four assists In his second game back from the injury, had a career-high eight assists with five rebounds at Missouri ... Dropped a career-high 31 points versus IUPUI, while also tacking on six boards, seven assists and a career-best six steals ... Prior to his career high, had 24 points (9-of-13) with six rebounds and six assists versus Detroit Mercy Posted his second career double-double at Green Bay with 17 points and career-high 12 rebounds ... Narrowly missed double-doubles with 16 points, nine rebounds and five assists at Milwaukee and 24 points with nine rebounds in the regular-season finale versus Wright State ... Closed the season with three straight strong performances, including 16 points and four steals at Cleveland State, 18 points and three steals at Youngstown State and 24 points with two steals versus Wright State ... Was on the Lou Henson Award Preseason Watch List ... Preseason All-Horizon League First Team.

Sophomore (2018-19 at Northern Kentucky):
 Named to Horizon League All-Defensive Team thanks to registering 37 steals and 21 blocks ... Showed big improvement over his redshirt freshman season by averaging 13.7 points, 4.4 rebounds and 4.1 assists per game to help the Norse to a 26-9 record and the Horizon League regular-season championship ... Shot 53.9 percent (159-of-295) from the field to rank 54th in nation ... Led NKU with 17 points behind 7-for-10 shooting, while adding five rebounds, four assists, two blocks and a steal, in the Horizon League Championship game against Wright State ... Earned Horizon League All-Tourney team status ... Scored a season-high 30 points in the regular-season, title-clinching win at Green Bay, making 11-of-19 shots, garnering Horizon League Player of the Week honors when coupled with the performance at Milwaukee where he registered first career double-double with 13 points and 10 rebounds at home versus Milwaukee ... Poured in 25 points, including 22 in the first half, and dished out six assists against UIC ... Went 8-of-11 from the floor and 2-of-3 from three in the game as well .. Preseason All-Horizon League Second Team.

Redshirt Freshman (2017-18 at Northern Kentucky):
 Horizon League All-Freshman Team member is averaging 5.8 points, 2.3 rebounds and 2.0 assists per game ... Horizon League All-Defensive Team member leads NKU in steals (42) and blocks (19) ... Posted 15 points versus James Madison and 14 points against Iona to help NKU to a second-place finish in the Islands of the Bahamas Showcase ... Recorded a steal in 26 of NKU's 32 games, including 12 games with multiple steals.

Freshman (2016-17 at Northern Kentucky):
 Received medical redshirt following season-ending hand injury ... Started each of the first eight games for the Norse, averaging 4.6 points a contest in 18.8 minutes ... Played 36 minutes, shooting 5-of-9 from the floor to score 13 points against Morehead State.

High School:
 A 2015 and 2016 all-conference (Ohio Capital Conference) honoree for Pickerington Central HS ... Led the Tigers to more than 20-wins and district championship as a senior ... Averaged 15 points, seven rebounds and seven assists a game during his junior campaign.

Personal:
 Born June 18, 1998 in Toledo, Ohio ... Son of Jermaine and Jenice Tate ... Siblings are Jae'Sean, Jada and Jocci ... Father, Jermaine Tate, played for Ohio State and Cincinnati prior to a 13-year professional career overseas ... Brother, Jae'Sean Tate, was second team All-Big Ten in 2018 and Big Ten All-Freshman Team in 2015 at Ohio State.

PERSONAL BESTS

POINTS	Career: 31 vs IUPUI (02/14/20)
FG MADE	Career: 11 at Green Bay (02/14/20)
FG ATTEMPTED	Career: 19 at Green Bay (02/14/20)
3-PT FG MADE	Career: 4 at Green Bay (02/14/20)
3-PT FG ATT	Career: 5 at Green Bay (02/14/20)
FT MADE	Career: 10 vs Green Bay (03/09/20)
FT ATTEMPTED	Career: 15 vs Green Bay (03/09/20)
REBOUNDS	Career: 12 at Green Bay (01/31/20)
ASSISTS	Career: 10 vs Detroit Mercy (03/06/19)
STEALS	Career: 6 vs IUPUI (02/14/20)
BLOCKED SHOTS	Career: 3 (3x) last at Detroit Mercy (01/05/19)
MINUTES	Career: 36 (3x) last vs Texas Tech (03/22/19)



JALEN TATE CAREER STATISTICS

Year	GP	GS	Min	Avg	FG	FGA	Pct	3FG	3FGA	Pct	FT	FTA	Pct	Off	Def	Tot	Stl	Blk	TOV	Pts	Reb	Ass	
2016-17 (NKU)*	8	8	150	18.8	14	34	.418	1	10	.100	8	24	.333	4	12	16	2.0	24	1	13	10	2	7
2017-18 (NKU)	32	31	731	22.8	71	151	.470	6	28	.214	35	55	.634	9	63	72	2.3	102	3	65	37	19	44
2018-19 (NKU)	31	23	837	27.0	159	295	.539	24	59	.407	83	136	.610	30	106	136	4.4	92	1	128	76	21	37
2019-20 (NKU)	22	20	666	30.3	112	231	.485	8	44	.182	73	108	.676	34	84	118	5.4	66	1	79	60	11	41
TOTAL	93	82	2384	25.6	356	711	.501	39	141	.277	199	323	.616	77	265	342	3.7	284	6	285	183	53	129

* - Redshirted 2016-17 season due to injury





14 BRANDON KIMBLE

F • Gr.Sr. • 6-7 • 180

Indianola, Miss.

Indianola Academy

Mississippi Valley State Univ.

DOUBLE-DOUBLES (2)

JUNIOR (2)

12/15/19 • at Miami (OH) ^ 12 pts 11 reb

12/17/19 • at Wright State ^ 10 pts 10 reb

^ - Back-to-back games

• Graduated from Mississippi Valley State University in the summer of 2020 with a B.A. in general studies (social science) and will have one year of eligibility remaining ... Joined the team as a walkon in August 2020 ... Is pursuing his master's degree in operations management at the University of Arkansas.

• Played one season at Pearl River Community College (2017-18), one season at Mississippi Delta Community College (2018-19) and one at Mississippi Valley State (2019-20).

Jr. (2019-20 at Mississippi Valley):

Played in 29 games for the Delta Devils, starting in 10 contests ... Averaged 4.8 points, 5.9 rebounds and 0.8 assists per game ... Scored in double digits three times and pulled down double-digit rebounds six times ... Recorded two double-doubles ... Scored a season-high 12 points with 11 rebounds at Miami (Ohio) ... Two days later, had 10 points and 10 rebounds at Wright State ... Grabbed a season-high 13 boards, including 10 on the defensive end, at North Alabama ... Had double-digit rebounds on consecutive games - at Alabama State (12), at Alabama A&M (10) and vs. Alcorn State (11).

So. (2018-19 at Mississippi Delta CC):

Played in the Mississippi Association of Community and Junior Colleges (MACJC) All-Star game at the conclusion of his sophomore campaign ... Averaged 15.4 points, 6.2 rebounds in 27.3 minutes ... Shot 45.3 percent from the field, 34.3 percent from 3-point range and 65.6 percent on free-throws ... Recorded three double-doubles ... Scored a season-high 30 points at Jones College and grabbed a season-best 13 rebounds at Northwest Mississippi Community College.

RFr. (2017-18 at Pearl River CC):

Played in 12 games, averaging 2.8 points and 2.4 rebounds.

Fr. (2016-17 at Delta State):

Redshirted.

High School:

In his senior season at Indianola Academy, averaged 13.3 points, 9.3 rebounds and 3.8 blocks per game, while earning several postseason awards after leading his team to a 29-2 record on the way to the MAIS AAA State Championship ... Named MAIS AAA District 1 MVP, MAIS All-AAA Team and an MAIS All-Star ... Was a three-time all-conference performer ... Helped his team to a combined 53-6 record in two seasons.

Personal:

Born Sept. 29, 1997, in Indianola, Miss. ... Son of Arthur and Betty Kimble ... Siblings: Arthur III, Randy, Veranna, Brayden and Brooklyn Kimble.

PERSONAL BESTS

POINTS

Career: 12 at Miami (OH) (12/15/19)

FG MADE

Career: 5 (2x) last at Wright St. (12/17/19)

FG ATTEMPTED

Career: 13 at Utah (11/08/19)

3-POINT FG MADE

Career: 2 at Iowa State (11/05/19)

3-PT FG ATTEMPTS

Career: 2 (4x) last vs Southern (01/20/20)

FT MADE

Career: 3 at Southern (02/17/20)

FT ATTEMPTED

Career: 4 (3x) last at Southern (02/17/20)

REBOUNDS

Career: 13 at North Alabama (11/27/19)

ASSISTS

Career: 3 at Alcorn State (02/15/20)

STEALS

Career: 5 at Utah (11/08/19)

BLOCKED SHOTS

Career: 2 (6x) last vs TX Sou. (02/22/20)

MINUTES

Career: 38 vs Alcorn State (01/18/20)



BRANDON KIMBLE'S CAREER STATISTICS

Year	GP	GS	Min	Avg	FG	FGA	Pct	3FG	3FGA	Pct	FT	FTA	Pct	Off	Def	Tot	Avg	PF	FO	Ast	TO	Blk	Stl	Pts	Avg
2019-20 (MVSU)	29	10	610	21.0	59	128	.461	4	12	.333	16	38	.485	47	124	171	5.9	58	2	22	40	21	26	138	4.8





4

DAVONTE "DEVO" DAVIS

G • Fr. • 6-3 • 180
Jacksonville, Ark.
Jacksonville HS

- Rated the 86th-best incoming freshman in the nation and the 19th-best shooting guard by ESPN.com
- Rated the 103rd-best incoming freshman in the nation and the 15th-best combo guard by 247Sports.com Composite
- Rated the 125th-best incoming freshman in the nation and the 29th-best shooting guard by Rivals.com
- Rated the 153rd-best incoming freshman in the nation and the 20th-best combo guard by 247Sports.com
- 2020 Arkansas Democrat-Gazette Boys Player of the Year
- 2020 Hogville.net's Arkansas Boys High School Co-Player of the Year (with Jaylin Williams)
- 4-time All-State, including 2-time Democrat-Gazette first team All-State (all divisions)
- 2020 MaxPrep 1st Team All-State
- 2019 USA TODAY first team All-State

High School:

Named the 2020 Arkansas Democrat-Gazette Boys Player of the Year as well as the Hogville.net Arkansas Boys High School Co-Player of the Year ... Averaged 21 points, 10 rebounds, eight assists and three steals per game in his senior season ... Led the Titans to a 20-5 overall record and the 5A-Central Conference title with a 13-1 mark ... Jacksonville also reached the Class 5A state championship game ... Scored in double figures every game and had 17 double-doubles in points and assists ... Even more impressive, he registered seven triple-doubles ... Earned his fourth All-State honor in 2020 and was named to the 2020 Arkansas Democrat-Gazette first-team All-Arkansas team (all classes) ... Named to the 2019 USA TODAY All-Arkansas first team as a junior as he averaged 18.5 points, 5.3 rebounds and six assists per game ... Overall, he is a four-time Arkansas Activities Association All-State selection, making the 2019 and 2020 5A team with Jacksonville HS and the 2A teams in 2017 and 2018 while playing at Jacksonville Lighthouse ... As a sophomore, Davis averaged 18.4 points, 8 assists, 7 rebounds and 2 steals ... As a freshman, Davis averaged 16 points and seven rebounds in leading Lighthouse to conference and regional championships as well as the Class 2A state semifinal ... He played for Woodz Elite in the Nike EYBL

Personal:

Born Sept. 24, 2001, in Jacksonville, Ark. ... Son of Terrie Davis and Grandson of Yvette Davis ... Plans to major in recreation and sport management.



5

MOSES MOODY

G • Fr. • 6-6 • 205
Little Rock, Ark.
Montverde Academy (Fla.)

- Selected by the coaching staff to serve on Arkansas Athletics' African American Student-Athlete Leadership Council.
- Member of Arkansas' Student-Athlete Advisory Committee.
- Rated the 37th-best incoming freshman in the nation and the 8th-best combo guard by 247Sports.com
- Rated the 41st-best incoming freshman in the nation and the 9th-best shooting guard by 247Sports.com Composite
- Rated the 42nd-best incoming freshman in the nation and the 10th-best shooting guard by ESPN.com
- Rated the 53rd-best incoming freshman in the nation and the 13th-best small forward by Rivals.com
- MaxPreps All-American Honorable Mention (1 of 50 recognized; 1 of 4 on his team)
- Was 1 of 50 on the Naismith Award for high school players
- Montverde Academy was consensus #1 in the national (25-0)

High School:

One of 50 players in the nation named to the Atlanta Tipoff Club's watch list for the 2020 Jersey Mike's Naismith Trophy, given to the top high school player ... At season's end, was tabbed MaxPreps All-American Honorable Mention - being one of the top 50 players in America to be recognized (along with three other of his Montverde teammates) ... As a senior, averaged 11.6 points 3.3 rebounds and 1.8 assists while shooting 60.1 percent from the field, 46.9 percent from 3-point range and 82.1 percent from the free throw line this season ... Helped Montverde earn the nation's consensus #1 ranking, going 25-0 in the regular season ... Led Brad Beal Elite in scoring (17.7 ppg) on the 2019 Nike EYBL (Elite Youth Basketball League) circuit and was named All-EYBL honorable mention. He was selected to be a part of Pangos All American Camp, NBPA Top 100 Camp, Team USA U17 training camp and USA Basketball Junior minicamp ... Prior to being a two-year starter at Montverde, was named to the Arkansas 7A All-State team in 2018 as he led North Little Rock HS to state championship (over Isaiah Joe's Northside HS team) and was named the tournament MVP ... Was additionally named to the Arkansas Democrat-Gazette All-Underclassman team as he averaged 18.6 points, 7.2 rebounds, 3.1 assists, 2.1 stats and 1.4 blocks as a sophomore. As a freshman, Moody played on a Little Rock Parkview HS team (with Razorback student assistant Khalil Garland) that advanced to the state championship.

Personal:

Born May 31, 2002, in Little Rock ... Son of Kareem and Rona Moody ... Has an older brother, Miles ... Major is undecided.





10 JAYLIN WILLIAMS

F • Fr. • 6-10 • 245
Fort Smith, Ark.
Fort Smith Northside HS

- Rated the 56th-best incoming freshman in the nation and the 9th-best center by Rivals.com
- Rated the 75th-best incoming freshman in the nation and the 15th-best center by 247Sports.com Composite
- Rated the 85th-best incoming freshman in the nation and the 12th-best center by 247Sports.com
- Rated the 91st-best incoming freshman in the nation and the 14th-best center by ESPN.com
- 2020 Gatorade Arkansas Player of the Year
- The third player in the past four years to be Arkansas' Gatorade Player of the Year and pick the University of Arkansas (joining Daniel Gafford and Isaiah Joe).
- Listed as the top prospect in Arkansas by 247Sports
- 2020 Hogville.net's the Arkansas Boys High School Co-Player of the Year (with Davonte Davis)
- 2020 Democrat Gazette first team All-State (all divisions)
- As a junior, was Arkansas Division I Player of the Year by the Northwest Arkansas Democrat-Gazette

High School:

Selected by Hogville.net as the Arkansas Boys High School Co-Player of the Year with fellow signee Davonte Davis ... Added 6A All-State honors by the Arkansas Activities Association, Arkansas Democrat-Gazette's first-team All-Arkansas (all classes) and first team All-State by MazPreps.com ... As a senior, averaged 18.7 points and 12.2 rebounds while adding 2.5 blocks and 2.7 assists per contest. He led Northside to a 20-10 record and the semifinals of the 6A State Championship all while maintaining a 3.81 GPA in the classroom ... As a junior, named All-State and the Division I Player of the Year by the Northwest Arkansas Democrat-Gazette ... Averaged 16 points, 11 rebounds and three blocks per game while helping the Grizzlies to the Class 6A state title ... In that game, he had 20 points, 16 rebounds and three blocked shots, which Northside won 44-41 over Bryant ... Played at Northside with current Razorback Isaiah Joe and the pair helped the Grizzlies reach the state final in 2018 ... In the summer of 2019, was named to the All-EYBL Breakout Team. He averaged 11.8 points, 10.4 rebounds for Woodz Elite.

Personal:

Born June 29, 2002, in Fort Smith ... Son of Michael and Linda Williams ... Had three brothers - Mikey, Marquis and Montell Williams - and one sister - Synora Phillips ... Major is recreation and sport management.



12 KHALEN "KK" ROBINSON

G • Fr. • 6-0 • 175
Little Rock, Ark.
Oak Hill Academy (Va.)

- Rated the 36th-best incoming freshman in the nation and the 7th-best combo guard by 247Sports.com
- Rated the 59th-best incoming freshman in the nation and the 10th-best point guard by 247Sports.com Composite
- Rated the 79th-best incoming freshman in the nation and the 18th-best point guard by ESPN.com
- Rated the 62nd-best incoming freshman in the nation and the 14th-best point guard by Rivals.com
- 2020 MaxPreps Virginia All-State first team
- 2-time Arkansas 7A All-State selection
- Oak Hill was ranked 7th in the nation in the ESPN final poll

High School:

As a senior, Robinson was named to the MaxPreps Virginia All-State first team with two other of his Oak Hill teammates ... Averaged 10.7 points, 7.5 assists, 4.8 rebounds and 3.7 steals per game ... Helped lead his team to a 37-3 record and a final ranking of #7 in the ESPN poll ... Averaged 18 points, 4.5 rebounds, three assists and three steals as a junior at Bryant High School while leading the Hornets to the Class 6A state championship game. He was tabbed honorable mention All-State on the Arkansas Sports Media Super Team ... Robinson was named to the 2018 and 2019 Arkansas 7A All-State team as well as the 3A All-State team in 2017 when playing for Episcopal Collegiate HS.

Personal:

Born Aug. 7, 2001, in Little Rock ... Son of Kelvin and Rheagan Robinson ... Has four brothers: Kelvin, Khasen, Kellen and Kollin ... Major is recreation and sport management.





2020-21 RAZORBACKS

FRONT ROW (l-r): Khalen “KK” Robinson, Khalil Garland, Davonte “Devo” Davis, Bryson Morehead. **SECOND ROW (l-r):** Desi Sills, JD Notae, Brandon Kimble, Vance Jackson Jr., Emeka Obukwelu, Justin Smith, Jalen Tate, Moses Moody, Jaylin Williams, Ethan Henderson, Abayomi “Baybe” Iyiola. **THIRD ROW:** Connor Vanover.

33 BRYSON MOREHEAD

*F • Fr. • 6-8 • 160
Katy, Texas
Obra D. Tompkins HS*

Joins the Razorbacks as a walk-on for the 2020-21 season.

High School:

Averaged 6 points and 4 rebounds while shooting 51 percent from 3-point range as a senior ... Despite a losing record during the regular season, Tompkins caught fire in the postseason and won the Class 6 area championship ... Made a key 3-pointer with 90 seconds left to help lift Tompkins to that title ... Named to the 2020 District 19-6A All-Academic team.

Personal:

Born July 20, 2002, in Phoenix, Ariz ... Son of Wade and Amy Morehead ... Has two brothers: Camden and Keegan ... Plans to major in engineering.



2020-21 RAZORBACK FRESHMEN

(L-R): Moses Moody, Khalen Robinson, Jaylin Williams, Davonte Davis, Bryson Morehead



2020-21 RAZORBACK RETURNERS

(L-R): Ethan Henderson, Desi Sills, Connor Vanover, JD Notae, Abayomi Iyiola



2020-21 RAZORBACK SENIORS

(L-R): Vance Jackson Jr., Justin Smith, Jalen Tate, Khalil Garland, Emeka Obukwelu, Brandon Kimble



#24 • ETHAN HENDRSON

2018-19 (FRESHMAN)

Opponent	GS	Min	FG-A	3-A	FT-A	Rebounds	PF	A	TO	Bk	Stl	Pts
vs. Texas	DNP											
UC Davis	2:00	0-0	0-0	0-0	0-0	0-0	0	1	0	1	0	0
Indiana	DNP											
Montana State	8:00	0-0	0-0	0-1	1-1	2	1	0	2	1	0	0
UT Arlington	2:00	0-0	0-0	0-0	0-2	2	1	1	0	0	0	0
FIU	4:00	1-1	0-0	1-2	0-1	1	0	0	0	0	1	3
at Colorado State	2:00	0-0	0-0	0-0	0-0	0	0	0	0	0	0	0
Western Kentucky	DNP											
UTSA	DNP											
Georgia Tech	DNP											
Texas State	DNP											
Austin Peay	DNP											
at Texas A&M	DNP											
Florida	DNP											
LSU	DNP											
at Tennessee	4:00	1-1	0-0	0-0	0-1	1	0	0	0	0	2	2
at Ole Miss	DNP											
Missouri	DNP											
at Texas Tech	DNP											
Georgia	1:00	0-1	0-0	0-0	0-0	0	1	0	0	0	0	0
at LSU	DNP											
Vanderbilt	DNP											
at South Carolina	DNP											
at Missouri	DNP											
Mississippi State	DNP											
at Auburn	1:00	0-0	0-0	0-0	0-0	0	0	0	0	1	0	0
Texas A&M	DNP											
at Kentucky	DNP											
Ole Miss	DNP											
at Vanderbilt	3:00	0-0	0-0	0-0	0-0	0	0	0	0	0	0	0
Alabama	1:00	0-0	0-0	0-0	0-0	0	0	0	0	0	0	0
vs. Florida (SEC)	DNP											
at Providence (NIT)	18:00	3-6	0-0	0-0	1-4	5	0	0	0	0	0	6
at Indiana (NIT)	4:49	0-1	0-0	0-0	0-1	1	2	0	0	0	0	0
TOTALS	51	5-10	0-0	1-3	3-9	12	6	1	3	5	3	11

2019-20 (SOPHOMORE)

Opponent	GS	Min	FG-A	3-A	FT-A	Rebounds	PF	A	TO	Bk	Stl	Pts	
Rice	12:02	1-1	0-0	0-0	0-3	3	3	0	1	1	1	2	
North Texas	DNP												
Montana	DNP												
Texas Southern	7:40	1-1	0-0	0-0	0-2	2	0	0	1	1	0	2	
South Dakota	DNP												
at Georgia Tech	DNP												
Northern Kentucky	DNP												
Austin Peay	7:26	1-1	0-0	0-0	1-3	4	3	0	0	3	0	2	
at Western Kentucky	1:33	0-0	0-0	0-0	0-0	0	0	0	0	0	0	0	
Tulsa	3:18	0-1	0-0	0-0	2-1	3	0	1	0	0	0	0	
Valparaiso	DNP												
at Indiana	DNP												
Texas A&M	DNP												
@ LSU	2:07	0-0	0-0	0-0	0-0	0	0	0	0	0	0	0	
at Ole Miss	DNP												
Vanderbilt	0:33	0-0	0-0	0-0	0-0	0	0	0	0	0	0	0	
Kentucky	DNP												
at Mississippi State	DNP												
TCU	2:44	0-0	0-0	0-1	0-0	0	1	0	0	0	0	0	
South Carolina	0:57	0-0	0-0	0-0	0-0	0	0	0	0	0	0	0	
at Alabama	DNP												
Auburn	3:59	0-1	0-0	0-0	1-1	2	0	0	0	0	0	0	
at Missouri	6:00	0-0	0-0	1-2	0-0	0	1	0	0	0	1	1	
at Tennessee	16:37	1-2	0-0	0-0	1-3	4	3	0	0	0	1	2	
Mississippi State	9:20	1-3	0-0	0-0	2-1	3	1	0	0	0	0	2	
at Florida	* 10:31	3-4	0-0	1-3	2-1	3	5	0	0	1	0	7	
Missouri	0:30	0-1	0-0	0-0	0-0	0	0	0	0	0	0	0	
Tennessee	* 29:53	1-2	0-0	0-0	4-5	9	3	0	0	3	0	2	
at Georgia	* 5:56	0-0	0-0	0-0	0-0	0	4	0	0	0	0	0	
LSU	* 26:57	3-3	0-0	4-9	2-4	6	3	1	0	0	0	10	
at Texas A&M	* 19:20	0-0	0-0	1-2	0-5	5	3	2	0	4	1	1	
vs. Vanderbilt (SEC)	* 16:01	0-1	0-0	0-0	1-2	3	0	0	0	3	0	0	
TOTALS	6	184	12-21	0-0	7-17	16-30	46	32	4	2	16	4	31





MASON JONES

AP All-America Honorable Mention
SEC AP Player of the Year
1st Razorback to lead the SEC in scoring

IN THIS SECTION	
Season Notes.....	70-73
Results	74
Player Overall & SEC Statistics	75
Team Game-By-Game Stats.....	76
Opponent Game-By-Game Stats.....	77
Player Game-By-Game (P-R-A).....	78
Starting Lineups	78
Miscellaneous Stats.....	79
Game Stat Leaders	80
Box Scores.....	81-88
SEC Standings / Honors	89
Arkansas in the NCAA/SEC Stats	90

• 2019-20 RECORD BREAKDOWN •

RECORD BREAKDOWN

At Home	14-4
On The Road	4-8
Neutral	2-0
White Uniforms	6-0
White '94 Throwback Uniforms	8-2
White "Hog" Uniforms	1-2
Cardinal Uniforms	4-7
Anthracite Uniforms	0-1

GENERAL

When Arkansas controls the tip	12-4
When opponent controls the tip	8-8
When Arkansas scores first	9-4
When opponent scores first	11-8

LEADS AND DEFICITS

Leading at the half **16-1**
home: 14-0 | road: 1-1 | neutral 1-0

Tied at the half **0-0**
home: 0-0 | road: 0-0 | neutral 0-0

Trailing at the half **4-11**
home: 0-4 | road: 3-7 | neutral: 1-0

Games decided by 5 points or fewer	4-5
Games decided by 10 points or fewer	9-10
With 5:00 left Leading: 16-3 Trailing: 4-7 Tied: 0-0	
With 2:00 left Leading: 19-4 Trailing: 1-6 Tied: 0-1	
Overtime games	1-3

OFFENSE

Scoring less than 70 points	6-4
Scoring 70-79 points	7-7
Scoring 80-89 points	4-1
Scoring 90-99 points	3-0
Scoring 100+ points	0-0
2 Players Or Less in Double Figures	2-2
3 Players in Double Figures	12-9
4 Players in Double Figures	4-0
5 Players in Double Figures	2-1
6 Players in Double Figures	0-0
1 Player Scores 20+ Points	7-3
2+ Players Score 20+ Points	9-5
When shooting 50 percent or higher	4-0
When shooting less than 50 percent	16-12

REBOUNDING/TURNOVERS

When out-rebounding opponent	4-0
When out-rebounded	16-12
When rebounds are even	0-1
When grabbing 10+ offensive reb	4-4
When forcing 15+ turnovers	12-8
When committing less than 15 turnovers	17-9
When committing 15+ turnovers	3-3

When Top Scorer Is (Includes Ties)

Mason Jones	Season: 12-9	Career: 19-12
Isaiah Joe	Season: 7-1	Career: 9-5
Jalen Harris	Season: 0-0	Career: 1-1
Desi Sills	Season: 1-0	Career: 1-1
Jimmy Whitt Jr.	Season: 5-2	Career: 10-9
Jeantal Cylla	Season: 0-0	Career: 3-8
Reggie Chaney	Season: 0-1	Career: 0-1

When Top Rebounder Is (Includes Ties)

Mason Jones	Season: 6-4	Career: 8-6
Adrio Bailey	Season: 4-4	Career: 6-4
Jimmy Whitt Jr.	Season: 5-4	Career: 11-13
Reggie Chaney	Season: 3-2	Career: 5-2
Jeantal Cylla	Season: 0-0	Career: 0-4
Desi Sills	Season: 1-1	Career: 1-1
Isaiah Joe	Season: 2-1	Career: 2-1
Ethan Henderson	Season: 1-1	Career: 1-1

Months

In November	7-0
In December	4-1
In January	4-3
In February	3-6
In March	2-1

Season Ends Abruptly

- Arkansas, seeded 11th, cruised to an 86-73 victory over 14-seed Vanderbilt in the first round of the SEC Tournament on March 11.
- Following the game, it was announced that only staff and family members would be able to attend the second round games due to concerns associated with the Corona Virus (COVID-19). However, the next morning (Mar. 12), the NCAA and SEC announced that all tournament games were suspended. Later, it was announced by the NCAA that all winter and spring championships were canceled.

DID YOU KNOWS from the SEC Tournament Win:

- Arkansas made 12 3-pointers, the most by a Razorback team in an SEC Tournament game.
- Mason Jones became the first Razorback to have at least 22 points, six rebounds and six assists in an SEC Tournament game.
- Arkansas is 27-27 all-time in the SEC Tournament, including 5-1 versus Vandy.

20 Wins for Musselman

- Eric Musselman was 1 of 10 NCAA Division I coaches in their first year at a program to win at least 20 games this season. He was the only one from a power conference to do so.
- Coach Muss has won at least 20 games in each of his five years as a collegiate head coach.

Attendance Soars

- Arkansas had five sell-outs in 2019-20 and ranked eighth in the NCAA in total attendance (294,262) – 12th in season average (15,487).
- Season tickets: 9,326 – the most since 2015-16
- Attendance for SEC games up 6% (from 15,851 to 16,852)
- only had four Saturday SEC home games compared to usual five
- Crowd of 15,630 at North Little Rock was 5th-largest at the facility
- Sell-outs included Texas A&M (Jan. 4), Kentucky (Jan. 18), TCU (Jan. 25), Mississippi State (Feb. 15) and Missouri (Feb. 22)
- This year's average is the third-highest over the last 11 years behind the 2014-15 and 2017-18 seasons.

Jones Finalist for Jerry West Award

- Mason Jones was 1 of 5 finalists for the Jerry West Shooting Guard of the Year Award, given by the Naismith Memorial Basketball Hall of Fame.

Jones Voted to AP All-America Team

- Mason Jones was named 2020 Associated Press All-America honorable mention, being 1 of 20 players to be recognized by the AP.
- Jones becomes the 31st Razorback to be named an All-American and the fourth since 2000, joining Joe Johnson (2001), Bobby Portis (2015) and Daniel Gafford (2019).
- Jones and Immanuel Quickley (Kentucky), also an honorable mention selection, were the only SEC players recognized on the AP All-America team.

Jones SEC Player of the Year; Consensus 1st Team All-SEC

- Mason Jones was named SEC co-Player of the Year by the league's media with Mississippi State's Reggie Perry.
- This is the fourth time (3rd player) a Razorback has earned SEC Player of the Year. OTHERS: Bobby Portis (consensus 2015) Corliss Williamson (consensus 1994 and '95).
- Jones was named first team All-SEC by the coaches and media.
- Jones and Perry were the only players to be unanimous 1st team picks by AP.
- This is the 10th time (7th player) an Arkansas player has been consensus first team All-SEC. OTHERS: Daniel Gafford (2019), Bobby Portis (2015), Ronnie Brewer (2006), Scotty Thurman (1994 & '95), Corliss Williamson (1994 & '95), Todd Day (1992), Lee Mayberry (1992).
- Jones season highlights;

- SEC Scoring Leader** - 22.03 ppg - the 1st Razorback to lead the SEC in scoring
- ^ 22.03 ppg ranked **8th in the NCAA**.

- SEC Scoring Leader (SEC Games)** - 23.6 ppg (Arkansas single-season record and best in the SEC since 2010 - by USC's Devan Downey: 26.2 ppg)

- Only player in the SEC top 20 in scoring (1st), rebounding (20th), assists (10th) and steals (6th)**

- 1 of 2 players in the SEC to lead team in scoring and rebounding**

- 683 Points Scored** - 11th in the NCAA and 7th on UA season list

- Set Arkansas record for Points Scored (SEC Season)** - 424

- Led NCAA in FT Made (233) and FT Attempts (282)**

- Set Arkansas record for FT made in a season** - 233 (5th on SEC single-season list; most since '80)

- Set Arkansas record for FT made (SEC Season)** - 146

Joe and Jones Named All-District

- Mason Jones was voted All-District 20 by the National Association of Basketball Coaches.
- Isaiah Joe and Mason Jones were tabbed All-District VII by the US Basketball Writers Association.
- This is the 2nd straight year Joe has been named to the team and Jones' first honor.

QUICK HITS:

20 Wins

- Arkansas won 20 games for the 33rd time in 96 years of basketball.
- Eric Musselman has won at least 20 games in each of his five years as a collegiate head coach.
- Musselman and John Pelphrey (2007-08) are the only Razorback head coaches to win at least 20 games in their first year.

NCAA/SEC Leader

- Arkansas held opponents to shooting 27.2% from 3-pt range to lead the NCAA.
- The percentage was also a school record with the previous low being 29.6% in 1993-94.

Arkansas also led the SEC in:

- Fewest Turnovers / Gm 11.5 (47th NCAA)
- Fewest Turnovers 369 (59th NCAA)
- FT Made 567 (3rd NCAA)
- Steals / Gm 7.9 (41st NCAA)
- Total Steals 253 (34th NCAA)
- Turnover Margin +4.5 (9th NCAA)
- Turnovers Forced / Gm 16.0 (29th NCAA)

Hogs as NCAA/SEC Leaders

MASON JONES

- Led NCAA in FT Made (233) and Attempts (282); Set UA records for both; 5th on SEC single-season list for makes and most since 1980.
- 8th in NCAA in scoring (22.0 ppg); 1st Razorback to lead the SEC in scoring.

ISAIAH JOE

- 4th in NCAA in 3's made/gm (3.62 avg); 18th in NCAA/1st in SEC for total 3's made (94) despite missing six games.
- 14th in FT% (.890); 10th on UA single-season list.

JIMMY WHITT JR.

- 14th in the NCAA/2nd in SEC by averaging 37.02 min/gm -3rd-best in UA history; His total minutes of 1,185:13 led the SEC and ranked 15th nationally.

Razorback Player Honors

MASON JONES

- 1 of 5 Finalists for Jerry West Award
- AP All-America honorable mention
- USBWA All-District VII
- NABC 1st team All-District 20
- SEC co-Player of the Year (AP)
- 1st Team All-SEC (Coaches and AP)
- 4x SEC Player of the Week (league record)

ISAIAH JOE

- 1 of 10 Listed on Feb. Jerry West Award
- USBWA All-District VII

ADRIO BAILEY

- SEC Community Service Team

Team Record Book Update

- 1,365 pts in SEC Games 7th
- 75.8 ppg in SEC Games 9th
- 243 3's Made 10th
- 134 3's Made SEC Games 5th-t
- 728 3's Attempted 8th
- 394 3's Att SEC Games 2nd
- 347 FT Made SEC Games 1st**
- 481 FT Att. SEC Games 1st**
- 73.1 FT% 9th-t
- 72.1 FT% SEC Games 4th
- 386 Fouls SEC Games 4th



MASON JONES was named AP All-America honorable mention and AP SEC Player of the Year. He was the first Razorback to lead the SEC in scoring (8th nationally) while he led the NCAA in both free throws made (233) and attempts (282).



ISAIAH JOE earned his second USBWA All-District nod as he led the SEC (4th nationally) in 3-pointers made per game (3.62). He set a school record for season free throw percentage in SEC games (95.3%) and his overall free throw percentage (89.0%) ranked 10th in school history.



JIMMY WHITT JR., ranked seventh in the SEC in both field goal percentage (48.37%) and field goals made (181). He ranked 19th in the NCAA in minutes played, racking up at least 40 minutes in a game six times, as he led the NCAA for minutes played by a graduate transfer.

FREE MASON: Jones Led NCAA Free Throws

- Mason Jones made 18-of-21 from the free throw line versus Mississippi State on Feb. 15 to take the NCAA lead in both free throws made and attempted. He maintained the lead through the end of the season.
- **For the season, Jones had NCAA bests for both free throws (233) and attempted (282).**
- **The 18 makes vs Miss State were 3rd-most in the NCAA for the season**, is an Arkansas single-game record in an SEC game while ranking third (tied) overall. The 21 attempts are the second-most by a Razorback in an SEC game behind Corliss Williamson's 22 in 1995 and ties for fifth-most overall.
- **Jones made 16 FT versus South Carolina, which ranked 16th-most in the NCAA for the season.**
- **Jones made a school-record 233 FT this season**, surpassing Sydney Moncrief's record of 212 in 1978-79.
- **Jones set a school-record with 146 FT in SEC games this season**, surpassing Corliss Williamson's record of 109 in 1994-95.

Jones Tops 1,000 Career Points; Gets to 28th on School's Career List

- Mason Jones scored 37 points in the win over Tennessee to surpass 1,000 career points for his two-year career. His 1,000th point was – appropriately enough – a free throw at the 15:58 mark of the 1st half.
- He is the 44th Razorback to reach 1,000 career points and moved to 28th on the school's all-time scoring list (1,146) at season's end.
- Jones is just the eighth player to score 1,000 points in his first two years as a Razorback, joining Todd Day, Scotty Thurman, Dusty Hannahs, Bobby Portis, Jaylen Barford, Daryl Macon and Martin Terry.
- Jones was the fifth-fastest to Razorback to reach 1,000 points, doing so in 61 career games. The five fastest were Martin Terry (41 games), Corliss Williamson (56 games), George Kok (58 games), Scotty Thurman (60 games).

Joe Sets School FT Record in SEC Games

- After his return to the lineup after knee surgery on Feb. 9, Isaiah Joe ended the season going 34-of-34 at the free throw line over the final six games, including a perfect 12-of-12 at the line versus Tennessee.
- Overall, Joe was 89.0% (81-of-91) from the stripe to rank 14th NCAA/3rd SEC.
- ^ Joe's 89.0% ties for 10th-best on the school's single-season list.
- **IN SEC GAMES, Joe was 43-of-45 at the line and his 95.3% set a school record.**
- ^ The previous school record was 94.1%, (32-34) held jointly by Pat Bradley (1997) and Darrell Hawkins (1992).
- By going 12-of-12 at the free throw line versus Tennessee:
 - ^ He was the first Razorback since Daryl Macon (14-of-14 vs. Texas Dec. 17, 2016) and ninth Razorback to go perfect at the line with at least 11 attempts.
 - ^ Joe's 12-of-12 is **the best by a Razorback in an SEC game**, becoming the fourth player with at least 10 attempts to be perfect at the line.

No Ordinary Joe; Incredible to Think.....

- Even though Isaiah Joe missed six games due to injury, he still ranked 7th in the SEC in scoring (16.9 ppg).
- ^ Joe **led the SEC and ranked 4th in the NCAA** by making 3.62 3-pointers per game.
- ^ Joe missed a total of six games, five straight due to his surgery. In those last five games, Arkansas was 0-5.
- Despite missing SIX games, JOE LED the SEC and RANKED 18th in the NCAA in total 3's made (94 in 26 games).
- ^ Alabama's John Petty Jr., was 2nd in the SEC (85 in 29 games) and Jaden Shackelford was 3rd (84 in 31 games).
- ^ Joe's 94 3's rank sixth on the school's single-season list.

Sills Deals With Coming off the Bench

- Desi Sills came off the bench in each of the last six games, scoring double figures five times.
- ^ LAST 6 GMS: 14.7 ppg and shot 56.7% (17-of-30) from 3-pont range with career-high 21 points at Georgia and 20 points vs Vanderbilt in the SEC Tournament.
- His late surge was part of an overall better second half of the season compared to the first half.
- **1ST 18 GAMES:** 9.2 ppg 62-154 FG (.403) 16-75 3PT FG (.213) 26-39 FT (.667) 29.8 min/game
- **LAST 14 GAMES:** 12.4 ppg 55-121 FG (.455) 31-68 3PT FG (.456) 33-52 FT (.635) 32.9 min/game

Just A Minute

- Jimmy Whitt Jr., Isaiah Joe and Mason Jones ranked among the SEC top 10 in minutes played.
- ^ **Jimmy Whitt Jr. 19th NCAA / 2nd SEC 37:02 minutes per game**
- ^ **Isaiah Joe 41st NCAA / 3rd SEC 36:04 minutes per game**
- ^ **Mason Jones 189th NCAA / 10th SEC 33:45 minutes per game**
- Desi Sills averaged 31.2 minutes per game.

Whitt: 40-Minute Man

- Jimmy Whitt Jr., played a complete game at LSU – figuratively and literally – as he scored a then SEC career-high in points (22) and he played all 40 minutes versus the Tigers.
- Whitt then played all 40 minutes in the win over TCU. Not only did he score 20 points, he completely shut down TCU's top scorer Desmond Bane, who was just 3-of-6 and scored just six points.
- Whitt was the first Razorback to play all 40 minutes of a regulation game since Jylusses Nobles (Louisville - 11/17/09). He also played at least 40 minutes in four overtime games, including: at Georgia Tech (43:47) • at Western Kentucky 943:28 • vs Auburn (40:21) • at Missouri (40:00).
- **Whitt led the NCAA for minutes played by a graduate transfer.** In fact, he was the only grad transfer to rank among the NCAA top 350 for minutes played,

Using His Whitt

- Whitt ranked 7th in the SEC in FG% (.487) while ranking 7th in the SEC in field goals made (181).
- Whitt ranked 25th in the NCAA / 2nd in the SEC among guards in FG% (.487).
- Whitt was the only graduate transfer to move to a power conference and average more points per game than his previous school.
- (@HogStats) In the 3-point era, Razorback guards have scored 20-plus points in a game without making a 3-pointer 10 times. Whitt has accomplished the feat eight of those 10 times while Corey Beck and Robert Shepherd each did it once.

Player Record Book Update

Scoring Avg - Season:	Mason Jones	22.03 ppg / 6th
Scoring Avg - Season SEC:	Mason Jones	23.56 ppg / 1st (previous, Todd Day 23.00 in '92)
Scoring Avg - Career:	Mason Jones	17.63 ppg / 6th
Scoring Avg - Career SEC:	Mason Jones	18.9 ppg / 3rd
Points- Game:	Mason Jones	41 vs Tulsa / 7th-t
	Mason Jones	40 vs Auburn / 11th-t
Points - Game SEC:	Mason Jones	40 vs Auburn / 2nd
	Mason Jones	38 vs Mississippi State / 4th
	Mason Jones	37 vs LSU / 5th-t
	Mason Jones	37 vs Tennessee / 5th-t
Points - Season:	Mason Jones	683 / 7th
Points- Season SEC:	Mason Jones	424 / 1st (previous, Todd Day 368 in 1992)
Points - Career:	Mason Jones	1,146 / 28th (record is 2,395)
Points - Career SEC:	Mason Jones	681 / 7th (record is 866)
FG Made - SEC Game:	Jimmy Whitt Jr.	14 vs Vanderbilt / 2nd-t
	Mason Jones	12 vs Auburn / 7th-t
FG Made - SEC Season:	Mason Jones	118 / 6th (record is 136)
	Jimmy Whitt Jr.	98 / 4 shy of top 10 (102)
FG Attempts - SEC Season:	Mason Jones	270 / 1st (previous, Jaylen Barford 261 in '18)
FT Pct. - Game	Isaiah Joe	100% (12-12) / 1st-t
	Mason Jones	93.8 % (15-16) / 10th
FT Pct. - Game SEC	Isaiah Joe	100% (12-12) / 1st
	Mason Jones	93.8 % (15-16) / 10th
FT Pct. - Season	Isaiah Joe	89.0% (81-91) / 10th
FT Pct - Season SEC:	Isaiah Joe	95.6% (43-45) / 1st (previous, 94.1 by two)
FT Pct. - Career	Mason Jones	81.9% (348-425) / 10th
FT Pct. - Career SEC	Isaiah Joe	87.8% (65-74) / 2nd
	Mason Jones	79.4% (208-262) / 10th
FT Made - Game	Mason Jones	18 vs Miss State / 3rd-t
	Mason Jones	15 vs South Carolina / 7th-t
FT Made - Game SEC	Mason Jones	18 vs Mississippi State / 1st
	Mason Jones	15 vs South Carolina / 3rd
	Isaiah Joe	12 vs Tennessee / 7th-t
FT Made- Season:	Mason Jones	233 / 1st (previous, Sidney Moncrief 212 in '79)
FT Made - SeasonSEC:	Mason Jones	146 / 1st (previous, Corliss Williamson 109 in '95)
FT Made - Career SEC	Mason Jones	208 / 2nd
FT Attempts- Game	Mason Jones	21 vs Mississippi State / 5th-t
FT Attempts - Game - SEC:	Mason Jones	21 vs Mississippi State / 2nd
	Mason Jones	16 vs Auburn / 6th-t
	Mason Jones	16 vs South Carolina / 6th-t
FT Attempts - Season:	Mason Jones	282 / 2nd
FT Attempts - SEC Season:	Mason Jones	184 / 1st (previous, Corliss Williamson 158 in '95)
FT Attempts - Career SEC:	Mason Jones	262 / 4th
3-Pt FG Pct. - Career	Isaiah Joe	39.0% (207-548) / 9th
3-Pt FG Made - Game SEC	Isaiah Joe	7 at Ole Miss / 4th-t
3-Pt FG Att - Game:	Isaiah Joe	17 at Indiana / 3rd-t
	Isaiah Joe	15 at Texas A&M / 5th
	Isaiah Joe	14 vs South Carolina / 6th-t
	Isaiah Joe	14 vs Valparaiso / 6th-t
	Isaiah Joe	14 at Western Kentucky / 6th-t
3-Pt FG Att - Game:	Isaiah Joe	15 at Texas A&M / 1st
	Isaiah Joe	14 vs Valparaiso / 2nd-t
	Isaiah Joe	13 at Ole Miss / 7th-t
3-Pt FG Made - Season:	Isaiah Joe	94 / 6th
3-Pt FG Made - SEC Season:	Isaiah Joe	45 / 10th-t
3-Pt FG Att - Season:	Isaiah Joe	275 / 1st (previous, Isaiah Joe 273 in '19)
	Mason Jones	208 / 10th-t
3-Pt FG Att - Season SEC:	Isaiah Joe	131 / 2ND (record is 141 by Joe)
	Mason Jones	119 / 6th
3-Pt FG Made - Career:	Isaiah Joe	207 / 7th
3-Pt FG Made - Career SEC:	Isaiah Joe	105 / 5th
	Mason Jones	83 / 10th-t
3-Pt FG Att - Career:	Isaiah Joe	548 / 6th
3-Pt FG ATT - Career SEC:	Isaiah Joe	272 / 5th
	Mason Jones	238 / 8th



DESI SILLS was one of four Razorbacks to average over 30 minutes played per game. After a slow start to the season, he was Arkansas' best 3-point shooter the final 18 games, shooting an impressive 45.6% (31-68) while averaging 12.9 points per game.



ADRIO BAILEY was named to the SEC Community service team for the second straight year. Bailey, who was 2-of-12 from 3-point range his first three seasons, had a career year shooting 38.5% (15-of-39) from deep with 45 blocked shots, 39 steals and a team-best 137 deflections.



ERIC MUSSELMAN led Arkansas to 20 wins in his first season. The Hogs led the NCAA in 3-point field goal percentage defense (27.2%) while leading the SEC in fewest turnovers (11.5/gm); free throws made (567); steals (79/gm); turnover margin (+4.5) and turnovers forced (16/gm).



ARKANSAS RAZORBACKS 2019-20 SEASON RESULTS & LEADERS

RECORD:	OVERALL	HOME	AWAY	NEUTRAL
ALL GAMES	20-12	14-4	4-8	2-0
CONFERENCE	7-11	5-4	2-7	0-0
NON-CONFERENCE	13-1	9-0	2-1	2-0

DATE	TIME (CT)	OPPONENT	TV	R E S U L T	ATTEND	RECORD (SEC)	HIGH POINTS	HIGH REBOUNDS	
11/05/19	7:00 pm	RICE	SEC Network Plus	W 91-43	17274	1-0 --	(32)Mason Jones	(9)Adrio Bailey	
11/12/19	7:00 pm	NORTH TEXAS	SEC Network Plus	W 66-43	12001	2-0 --	(16)Mason Jones (16)Isaiah Joe	(6)Mason Jones (6)Desi Sills	
11/16/19	4:00 pm	+ MONTANA	SEC Network Plus	W 64-46	13058	3-0 --	(19)Mason Jones	(11)Adrio Bailey	
11/19/19	7:00 pm	+ TEXAS SOUTHERN	SEC Network Plus	W 82-51	11182	4-0 --	(33)Isaiah Joe	(10)Jimmy Whitt Jr.	
11/22/19	8:00 pm	+ SOUTH DAKOTA	SEC Network	W 77-56	12581	5-0 --	(24)Jimmy Whitt Jr.	(7)Jimmy Whitt Jr. (7)Mason Jones	
11/25/19	6:00 pm	at Georgia Tech	ACC Network	W (OT) 62-61	6547	6-0 --	(24)Mason Jones	(9)Isaiah Joe	
11/30/19	4:00 pm	+ NORTHERN KENTUCKY	SEC Network Plus	W 66-60	14080	7-0 --	(24)Jimmy Whitt Jr.	(11)Reggie Chaney	
12/03/19	7:00 pm	AUSTIN PEAY	SEC Network Plus	W 69-61	11995	8-0 --	(17)Jimmy Whitt Jr.	(6)Isaiah Joe	
12/07/19	6:30 pm	at Western Kentucky	CBS Sports Network	79-86 L (OT)	6862	8-1 ---	(20)Desi Sills	(12)Jimmy Whitt Jr.	
12/14/19	12:30 pm	TULSA	ESPNU	W 98-79	15589	9-1 --	(41)Mason Jones	(7)Reggie Chaney	
12/21/19	7:00 pm	! vs Valparaiso	--	W 72-68	15630	10-1 --	(21)Isaiah Joe	(9)Mason Jones	
12/29/19	5:00 pm	at Indiana	Big Ten Network	W 71-64	14892	11-1 --	(24)Isaiah Joe	(8)Adrio Bailey	
01/04/20	6:00 pm	* TEXAS A&M	SEC Network	W 69-59	19200	12-1 1-0	(17)Isaiah Joe (17)Mason Jones	(6)Mason Jones	
01/08/20	8:00 pm	* at LSU	ESPNU	77-79 L	8662	12-2 1-1	(24)Mason Jones	(7)Adrio Bailey	
01/11/20	5:00 pm	* at Ole Miss	SEC Network	W 76-72	8233	13-2 2-1	(34)Isaiah Joe	(6)Mason Jones	
01/15/20	7:30 pm	* VANDERBILT	SEC Network	W 75-55	14321	14-2 3-1	(30)Jimmy Whitt Jr.	(8)Jimmy Whitt Jr.	
01/18/20	3:00 pm	* #10/12 KENTUCKY	ESPN	66-73 L	19200	14-3 3-2	(19)Mason Jones	(6)Mason Jones	
01/22/20	6:00 pm	* at Mississippi State	SEC Network	70-77 L	6337	14-4 3-3	(20)Jimmy Whitt Jr. (20)Mason Jones	(7)Mason Jones (7)Isaiah Joe	
01/25/20	3:00 pm	% TCU	ESPN2	W 78-67	19200	15-4 --	(20)Jimmy Whitt Jr. (20)Mason Jones	(6)Adrio Bailey	
01/29/20	7:30 pm	* SOUTH CAROLINA	SEC Network	77-79 L	14085	15-5 3-4	(34)Mason Jones	(12)Mason Jones	
02/01/20	5:00 pm	* at Alabama	SEC Network	W 82-78	12461	16-5 4-4	(30)Mason Jones	(11)Reggie Chaney	
02/04/20	6:00 pm	* #10/11 AUBURN	SEC Network	76-79 L (OT)	17196	16-6 4-5	(40)Mason Jones	(7)Jimmy Whitt Jr. (7)Adrio Bailey	
02/08/20	2:30 pm	* at Missouri	SEC Network	79-83 L (OT)	11439	16-7 4-6	(17)Mason Jones (17)Reggie Chaney	(11)Reggie Chaney	
02/11/20	6:00 pm	* at Tennessee	SEC Network	61-82 L	17222	16-8 4-7	(19)Jimmy Whitt Jr.	(6)Reggie Chaney	
02/15/20	Noon	* MISSISSIPPI STATE	SEC Network	77-78 L	19200	16-9 4-8	(38)Mason Jones	(6)Mason Jones (6)Jimmy Whitt Jr.	
02/18/20	6:00 pm	* at Florida	ESPNU	59-73 L	9023	16-10 4-9	(21)Mason Jones	(8)Adrio Bailey	
02/22/20	Noon	* MISSOURI	SEC Network	W 78-68	19200	17-10 5-9	(21)Isaiah Joe	(8)Mason Jones	
02/26/20	7:30 pm	* TENNESSEE	SEC Network	W 86-69	14101	18-10 6-9	(37)Mason Jones	(9)Ethan Henderson	
02/29/20	5:00 pm	* at Georgia	SEC Network	89-99 L	10017	18-11 6-10	(26)Isaiah Joe (26)Mason Jones	(6)Desi Sills	
03/04/20	6:00 pm	* LSU	SEC Network	W 99-90	15169	19-11 7-10	(36)Mason Jones	(15)Jimmy Whitt Jr.	
03/07/20	3:30 pm	* at Texas A&M	SEC Network	69-77 L	8443	19-12 7-11	(30)Mason Jones	(5)Ethan Henderson (5)Adrio Bailey (5)Jimmy Whitt Jr.	
03/11/20	8:23 pm	^ vs #14 Vanderbilt	SEC Network	W 86-73	9961	20-12 --	(22)Mason Jones	(7)Jimmy Whitt Jr.	
03/12/20	--	^ vs #6 South Carolina	SEC Network	• CANCELED•					

Home Games in CAPS | * - Southeastern Conference game | + = College Hoops Roadshow presented by AtmosAir - Razorback Regional
! - at Simmons Bank Arena (North Little Rock, Ark.) | % - Big 12/SEC Challenge | ^ - SEC Tournament (Nashville, Tenn. - Bridgestone Arena)

ATTENDANCE SUMMARY	GAMES	TOTALS	AVG/GAME
HOME	18	278632	15480
AWAY	12	120138	10012
NEUTRAL	2	25591	12796
TOTAL	32	424361	13261

2019-20 RAZORBACK GAME-BY-GAME STATISTICS

Opponent	Date	Score	W/L	• TOTAL •			• 3-PTRS •			• FT •			• REBOUNDS •				PF	A	TO	Blk	Stl	Pts	Avg
				FG	FGA	Pct	3FG	FGA	Pct	FT	FTA	Pct	Off	Def	Tot	Avg							
RICE	11/05/19	91-43	W	37	67	.552	10	25	.400	7	11	.636	10	35	45	45.0	16	19	21	5	14	91	91.0
NORTH TEXAS	11/12/19	66-43	W	20	45	.444	6	22	.273	20	24	.833	4	20	24	34.5	15	8	10	5	11	66	78.5
MONTANA	11/16/19	64-46	W	20	54	.370	4	20	.200	20	26	.769	14	23	37	35.3	18	9	13	2	11	64	73.7
TEXAS SOUTHERN	11/19/19	82-51	W	31	71	.437	6	26	.231	14	18	.778	11	25	36	35.5	14	13	10	10	13	82	75.8
SOUTH DAKOTA	11/22/19	77-56	W	31	66	.470	4	20	.200	11	12	.917	7	29	36	35.6	20	11	8	6	8	77	76.0
at Georgia Tech	11/25/19	62-61	Wot	22	59	.373	7	25	.280	11	16	.688	3	27	30	34.7	22	14	14	4	15	62	73.7
NORTHERN KY	11/30/19	66-60	W	23	55	.418	3	18	.167	17	22	.773	8	29	37	35.0	14	18	12	1	5	66	72.6
AUSTIN PEAY	12/03/19	69-61	W	22	46	.478	9	23	.391	16	18	.889	5	22	27	34.0	19	11	20	6	9	69	72.1
at Western Kentucky	12/07/19	79-86	Lot	28	67	.418	9	30	.300	14	20	.700	10	29	39	34.6	23	10	16	5	4	79	72.9
TULSA	12/14/19	98-79	W	34	60	.567	11	30	.367	19	29	.655	5	26	31	34.2	22	18	8	7	12	98	75.4
vs Valparaiso	12/21/19	72-68	W	21	52	.404	10	27	.370	20	31	.645	6	36	42	34.9	14	14	19	8	9	72	75.1
at Indiana	12/29/19	71-64	W	25	62	.403	12	31	.387	9	12	.750	9	26	35	34.9	18	11	11	3	5	71	74.8
TEXAS A&M	01/04/20	69-59	W	24	58	.414	10	29	.345	11	15	.733	8	19	27	34.3	17	12	9	2	9	69	74.3
at LSU	01/08/20	77-79	L	26	58	.448	8	25	.320	17	18	.944	3	21	24	33.6	22	9	7	4	8	77	74.5
at Ole Miss	01/11/20	76-72	W	23	56	.411	8	20	.400	22	27	.815	5	23	28	33.2	18	13	10	4	7	76	74.6
VANDERBILT	01/15/20	75-55	W	31	64	.484	5	20	.250	8	15	.533	9	29	38	33.5	19	19	7	3	5	75	74.6
KENTUCKY	01/18/20	66-73	L	19	57	.333	8	26	.308	20	30	.667	8	21	29	33.2	22	8	11	5	8	66	74.1
at Mississippi St.	01/22/20	70-77	L	30	63	.476	4	20	.200	6	11	.545	7	24	31	33.1	23	12	7	5	5	70	73.9
TCU	01/25/20	78-67	W	27	50	.540	6	9	.667	18	25	.720	8	18	26	32.7	16	14	12	2	5	78	74.1
SOUTH CAROLINA	01/29/20	77-79	L	22	54	.407	7	26	.269	26	40	.650	7	29	36	32.9	23	8	16	1	5	77	74.2
at Alabama	02/01/20	82-78	W	28	59	.475	6	16	.375	20	29	.690	11	23	34	33.0	19	7	10	2	11	82	74.6
AUBURN	02/04/20	76-79	Lot	25	59	.424	10	25	.400	16	26	.615	6	21	27	32.7	22	11	10	2	14	76	74.7
at Missouri	02/08/20	79-83	Lot	24	62	.387	3	14	.214	28	39	.718	11	24	35	32.8	32	8	14	3	8	79	74.9
at Tennessee	02/11/20	61-82	L	15	49	.306	5	16	.313	26	36	.722	11	18	29	32.6	26	6	14	2	9	61	74.3
MISSISSIPPI ST.	02/15/20	77-78	L	24	52	.462	6	16	.375	23	26	.885	7	19	26	32.4	18	10	13	1	4	77	74.4
at Florida	02/18/20	59-73	L	22	55	.400	3	16	.188	12	19	.632	11	15	26	32.1	22	9	12	1	6	59	73.8
MISSOURI	02/22/20	78-68	W	25	53	.472	12	25	.480	16	20	.800	2	21	23	31.8	17	13	8	2	6	78	74.0
TENNESSEE	02/26/20	86-69	W	25	52	.481	9	23	.391	27	33	.818	8	20	28	31.6	22	9	7	3	7	86	74.4
at Georgia	02/29/20	89-99	L	29	62	.468	9	24	.375	22	28	.786	7	22	29	31.6	21	13	6	3	5	89	74.9
LSU	03/04/20	99-90	W	28	56	.500	7	21	.333	36	54	.667	6	29	35	31.7	15	14	5	3	4	99	75.7
at Texas A&M	03/07/20	69-77	L	22	51	.431	14	32	.438	11	15	.733	5	20	25	31.5	28	13	16	8	6	69	75.5
vs Vanderbilt	03/11/20	86-73	W	25	51	.490	12	28	.429	24	31	.774	8	26	34	31.5	21	17	12	7	5	86	75.8
Arkansas		2426		808	1825	.443	243	728	.334	567	776	.731	240	769	1009	31.5	638	381	368	125	253	2426	75.8
Opponents		2228		773	1808	.428	164	602	.272	518	739	.701	352	875	1227	38.3	687	324	512	95	160	2228	69.6

Games played: 32
 Points/game: 75.8
 FG Pct: 44.3
 3FG Pct: 33.4
 FT Pct: 73.1

 Rebounds/game: 31.5
 Assists/game: 11.9
 Turnovers/game: 11.5
 Assist/turnover ratio: 1.0
 Steals/game: 7.9
 Blocks/game: 3.9





2019-20 OPPONENT GAME-BY-GAME STATISTICS

Opponent	Date	Score	W/L	• TOTAL •			• 3-PTRS •			• REBOUNDS •				PF	A	TO	Blk	Stl	Pts	Avg			
				FG	FGA	Pct	3FG	FGA	Pct	FT	FTA	Pct	Off								Def	Tot	Avg
RICE	11/05/19	91-43	W	16	56	.286	2	25	.080	9	15	.600	6	21	27	27.0	16	7	27	2	9	43	43.0
NORTH TEXAS	11/12/19	66-43	W	17	51	.333	2	17	.118	7	12	.583	14	23	37	32.0	22	8	18	0	3	43	43.0
MONTANA	11/16/19	64-46	W	18	56	.321	2	16	.125	8	14	.571	15	24	39	34.3	22	10	23	5	5	46	44.0
TEXAS SOUTHERN	11/19/19	82-51	W	19	55	.345	2	11	.182	11	19	.579	12	27	39	35.5	20	8	24	6	4	51	45.8
SOUTH DAKOTA	11/22/19	77-56	W	22	55	.400	3	12	.250	9	14	.643	6	24	30	34.4	15	11	13	1	5	56	47.8
at Georgia Tech	11/25/19	62-61	Wot	22	53	.415	2	12	.167	15	22	.682	10	37	47	36.5	16	7	24	1	6	61	50.0
NORTHERN KY	11/30/19	66-60	W	20	51	.392	8	24	.333	12	15	.800	5	27	32	35.9	19	9	12	4	10	60	51.4
AUSTIN PEAY	12/03/19	69-61	W	22	53	.415	6	19	.316	11	13	.846	10	20	30	35.1	21	8	21	0	4	61	52.6
at Western Kentucky	12/07/19	79-86	Lot	31	67	.463	5	19	.263	19	28	.679	12	32	44	36.1	19	11	15	4	7	86	56.3
TULSA	12/14/19	98-79	W	28	64	.438	4	18	.222	19	27	.704	14	25	39	36.4	23	10	13	1	5	79	58.6
vs Valparaiso	12/21/19	72-68	W	27	72	.375	7	25	.280	7	11	.636	9	34	43	37.0	27	13	16	1	9	68	59.5
at Indiana	12/29/19	71-64	W	25	59	.424	5	21	.238	9	18	.500	12	29	41	37.3	17	12	14	3	4	64	59.8
TEXAS A&M	01/04/20	69-59	W	21	45	.467	4	14	.286	13	20	.650	8	26	34	37.1	15	8	17	1	6	59	59.8
at LSU	01/08/20	77-79	L	27	66	.409	4	15	.267	21	28	.750	23	30	53	38.2	16	8	13	5	1	79	61.1
at Ole Miss	01/11/20	76-72	W	22	54	.407	3	13	.231	25	26	.962	10	30	40	38.3	24	6	16	4	5	72	61.9
VANDERBILT	01/15/20	75-55	W	19	48	.396	5	20	.250	12	22	.545	4	26	30	37.8	17	12	16	1	0	55	61.4
KENTUCKY	01/18/20	66-73	L	24	54	.444	5	14	.357	20	27	.741	12	35	47	38.4	24	12	16	5	5	73	62.1
at Mississippi St.	01/22/20	70-77	L	22	57	.386	6	19	.316	27	31	.871	11	30	41	38.5	15	12	9	4	4	77	62.9
TCU	01/25/20	78-67	W	24	50	.480	6	19	.316	13	20	.650	13	21	34	38.3	23	11	19	3	3	67	63.2
SOUTH CAROLINA	01/29/20	77-79	L	28	55	.509	6	20	.300	17	33	.515	5	31	36	38.2	33	14	16	2	4	79	64.0
at Alabama	02/01/20	82-78	W	27	60	.450	8	31	.258	16	24	.667	15	26	41	38.3	25	11	17	6	7	78	64.6
AUBURN	02/04/20	76-79	Lot	25	57	.439	8	31	.258	21	30	.700	15	29	44	38.5	23	11	18	4	3	79	65.3
at Missouri	02/08/20	79-83	Lot	23	60	.383	3	16	.188	34	44	.773	16	36	52	39.1	27	6	17	2	8	83	66.0
at Tennessee	02/11/20	61-82	L	26	53	.491	6	16	.375	24	30	.800	11	29	40	39.2	26	17	11	6	7	82	66.7
MISSISSIPPI ST.	02/15/20	77-78	L	30	51	.588	3	7	.429	15	22	.682	4	24	28	38.7	23	9	16	6	5	78	67.2
at Florida	02/18/20	59-73	L	23	46	.500	6	16	.375	21	25	.840	8	28	36	38.6	18	7	15	5	5	73	67.4
MISSOURI	02/22/20	78-68	W	24	56	.429	4	21	.190	16	20	.800	10	26	36	38.5	20	13	13	3	4	68	67.4
TENNESSEE	02/26/20	86-69	W	24	54	.444	4	17	.235	17	27	.630	11	20	31	38.2	24	8	12	2	3	69	67.5
at Georgia	02/29/20	89-99	L	38	67	.567	10	23	.435	13	20	.650	13	27	40	38.3	23	12	10	2	2	99	68.6
LSU	03/04/20	99-90	W	31	70	.443	11	27	.407	17	23	.739	10	30	40	38.4	35	10	10	3	3	90	69.3
at Texas A&M	03/07/20	69-77	L	25	53	.472	8	20	.400	19	31	.613	15	26	41	38.5	15	15	17	2	6	77	69.5
vs Vanderbilt	03/11/20	86-73	W	23	60	.383	6	24	.250	21	28	.750	13	22	35	38.3	24	8	14	1	8	73	69.6
Opponents		2228		773	1808	.428	164	602	.272	518	739	.701	352	875	1227	38.3	687	324	512	95	160	2228	69.6
Arkansas		2426		808	1825	.443	243	728	.334	567	776	.731	240	769	1009	31.5	638	381	368	125	253	2426	75.8



Games played: 32
 Points/game: 69.6
 FG Pct: 42.8
 3FG Pct: 27.2
 FT Pct: 70.1

 Rebounds/game: 38.3
 Assists/game: 10.1
 Turnovers/game: 16.0
 Assist/turnover ratio: 0.6
 Steals/game: 5.0
 Blocks/game: 3.0



ARKANSAS RAZORBACKS

2019-20 SPECIALTY STATS (ARKANSAS/OPPONENT)

Opponent	Pts in Paint	Pts Off TO	2nd Chance	Fast Break	Bench	Ties	Lead Chng	Ark Largest Lead	Best Ark Run	Opp Largest Lead	Best Opp Run	Ark Led	Opp Opp	Gm Tied	
RICE	42 / 26	29 / 19	7 / 0	30 / 15	17 / 16	1	2	48	03:25 2nd	12 pts	2 16:57 1st	8 pts	37:35	0:45	1:40
NORTH TEXAS	20 / 28	22 / 7	7 / 12	14 / 9	4 / 7	0	0	23	0:03 2nd	9 pts (2x)	- - -	7 pts	38:41	--	1:19
MONTANA	26 / 28	23 / 12	16 / 11	14 / 6	5 / 10	1	0	20	1:35 2nd	8 pts	- - -	6 pts	38:30	--	1:30
TEXAS SOUTHERN	44 / 28	25 / 6	12 / 7	24 / 18	12 / 21	0	2	31	0:58 2nd	12 pts	1 17:44 1st	8 pts	38:13	0:18	1:29
SOUTH DAKOTA	44 / 32	12 / 12	16 / 11	11 / 9	21 / 7	0	0	23	3:04 2nd	13 pts (2x)	- - -	6 pts	39:42	--	0:18
@ Georgia Tech	20 / 34	18 / 11	0 / 12	19 / 12	0 / 10	5	9	9	16:07 2nd	11 pts	3 9:02 1st	7 pts	32:08	3:15	9:36
NORTHERN KY	38 / 18	19 / 11	7 / 5	15 / 7	11 / 0	1	2	12	8:49 2nd	10 pts	9 15:01 1st	8 pts	22:43	16:16	1:01
AUSTIN PEAY	24 / 24	21 / 18	9 / 17	14 / 7	8 / 11	5	5	13	2:42 2nd	9 pts	5 19:43 1st	6 pts	31:43	4:13	4:11
@ Western Ky	26 / 46	17 / 23	8 / 15	13 / 15	9 / 19	12	11	6	13:38 2nd	7 pts	7 19:34 2nd	9 pts	16:11	21:45	7:03
Tulsa	30 / 42	23 / 8	5 / 14	27 / 8	9 / 10	0	2	23	2:30 2nd	12 pts	1 17:40 1st	6 pts	38:48	0:15	0:57
vs Valpo	16 / 30	16 / 30	4 / 12	18 / 11	7 / 20	7	11	13	12:32 1st	8 pts	8 7:27 2nd	8 pts	22:10	14:53	2:57
at Indiana	20 / 34	9 / 6	12 / 9	15 / 4	6 / 14	5	12	7	0:27 2nd	9 pts	11 16:04 2nd	7 pts	7:09	28:26	4:25
TEXAS A&M	22 / 26	17 / 7	7 / 9	8 / 7	8 / 6	7	7	10	3x 2nd	6 pts	3 19:29 1st	4 pts	30:05	6:08	3:47
@ LSU	24 / 34	15 / 10	0 / 26	16 / 4	2 / 4	13	19	11	4:06 1st	12 pts	8 19:20 2nd	8 pts	18:46	16:28	4:57
@ Ole Miss	22 / 32	19 / 6	3 / 9	15 / 6	1 / 2	7	9	8	16:14 1st	10 pts	11 14:20 2nd	9 pts	15:01	22:27	2:32
VANDERBILT	42 / 26	18 / 4	7 / 2	12 / 5	16 / 18	3	4	20	0:39 2nd	8 pts	3 11:02 1st	7 pts	34:41	3:39	1:40
KENTUCKY	22 / 32	11 / 8	9 / 14	10 / 12	10 / 18	4	4	4	16:23 1st	7 pts	12 1:57 2nd	15 pts	5:28	31:24	3:08
@ Miss State	46 / 24	9 / 10	8 / 11	17 / 15	17 / 18	3	6	5	9:37 1st	9 pts	11 2:21 2nd	9 pts	5:02	32:00	2:56
TCU	34 / 34	15 / 11	12 / 15	18 / 6	18 / 10	4	3	15	7:53 2nd	9 pts	4 18:51 1st	6 pts	33:11	4:02	2:47
SOUTH CAROLINA	28 / 36	11 / 8	9 / 7	5 / 17	25 / 37	1	0	-	- -	9 pts	11 10:09 1st	6 pts	--	37:43	2:17
@ Alabama	28 / 36	27 / 13	11 / 17	16 / 6	11 / 5	3	11	7	8:35 2nd	9 pts	12 17:19 1st	12 pts	12:54	25:12	1:54
Auburn	28 / 34	20 / 14	6 / 16	15 / 16	7 / 16	11	12	11	5:59 2nd	10 pts	5 1:42 OT	11 pts	22:47	15:47	6:26
@ Missouri	32 / 38	24 / 14	11 / 16	8 / 4	19 / 8	7	8	3	4:44 2nd	9 pts	9 10:11 1st	9 pts	4:06	37:21	3:33
@ Tennessee	16 / 40	10 / 8	8 / 13	10 / 5	15 / 16	1	1	3	19:34 1st	8 pts	27 9:46 2nd	8 pts	0:23	37:55	1:42
MISSISSIPPI ST	28 / 36	18 / 13	7 / 12	15 / 26	2 / 34	5	7	5	18:45 1st	9 pts	17 14:37 2nd	10 pts	8:58	28:37	2:25
@ Florida	32 / 26	12 / 18	11 / 11	14 / 8	5 / 12	1	2	1	17:41 1st	10 pts	19 7:30 1st	10 pts	0:27	38:16	1:17
MISSOURI	24 / 30	19 / 7	2 / 5	10 / 6	17 / 11	1	1	10	12:59 2nd	10 pts	13 9:59 1st	8 pts	20:47	17:49	1:23
TENNESSEE	20 / 28	24 / 9	7 / 18	14 / 0	17 / 17	0	1	19	3:24 2nd	14 pts	1 19:17 1st	11 pts	37:57	1:20	0:43
@ Georgia	30 / 50	11 / 9	7 / 16	8 / 11	26 / 19	0	0	-	- -	8 pts	18 8:24 1st	14 pts	--	39:42	0:18
LSU	38 / 40	15 / 7	9 / 14	24 / 22	15 / 26	2	1	23	17:41 2nd	8 pts	2 17:48 1st	5 pts	35:55	2:24	1:41
@ Texas A&M	10 / 32	24 / 19	4 / 13	17 / 5	6 / 20	3	4	7	5:18 1st	6 pts	11 2:13 2nd	7 pts	9:48	25:56	4:16
vs Vandy	22 / 34	20 / 13	7 / 7	14 / 8	27 / 10	0	1	20	14:52 2nd	10 pts	3 19:10 1st	7 pts	36:42	2:28	0:50

DEFLECTIONS (Arkansas career Only)

Player	16-17	17-18	18-19	19-20	Career
Bailey	45	106	110	129	390
Bell	-	-	-	2	2
Chaney	-	-	115	67	182
Cylla	-	-	-	15	15
Harris	-	-	92	49	141
Henderson	-	-	7	30	37
Joe	-	-	110	61	171
Jones	-	-	84	100	184
Sills	-	-	60	82	142
Whitt	-	-	-	104	104

MOST IN A GAME 2019-20:

- 10 Jones (Montana)
- 9 Bailey (VAL ● AUB) || Henderson (UT)
- 8 Bailey (S DAK ● @LSU) || Henderson (@TAM)
- 7 Bailey (Rice ● TXSOU ● MIZ) || Jones (TAMI)
- 6 Chaney (TXSOU ● @MIZ ● @vVU) || Whitt (GT ● VAL ● @TAM)
- Bailey (WKU ● IND) || Jones (Tulsa) || Sills 6 (AUB)

CHARGES DRAWN (Arkansas career Only)

Player	16-17	17-18	18-19	19-20	Career
Bailey	4	4	3	4	33
Chaney	-	-	0	-	0
Cylla	-	-	-	-	0
Harris	-	-	4	5	9
Henderson	-	-	0	1	1
Joe	-	-	27	18	45
Jones	-	-	0	4	4
Sills	-	-	3	5	8
Whitt	-	-	-	6	6

DUNKS (Arkansas career Only)

Player	16-17	17-18	18-19	19-20	Career
Bailey	6	16	18	22	62
Chaney	-	-	17	13	30
Cylla	-	-	-	2	2
Harris	-	-	12	4	16
Henderson	-	-	2	7	9
Joe	-	-	2	3	5
Jones	-	-	0	1	1
Sills	-	-	1	2	3
Whitt	-	-	-	13	13

ARKANSAS RAZORBACKS

2019-20 GAME HIGHS IN...

Opponent	DATE	SCORE	RESULT	POINTS	REBOUNDS	ASSISTS	STEALS	BLOCKED SHOTS
RICE	11/05/19	91-43	W	32-Mason Jones	9-Adrio Bailey	7-Isaiah Joe	5-Mason Jones	1-Whitt • Bailey Cylla • Harris Henderson
NORTH TEXAS	11/12/19	66-43	W	16-Isaiah Joe	6-Mason Jones	2-Mason Jones Isaiah Joe	4-Adrio Bailey	1-Joe • Whitt Jr. Harris • Bailey • Sills
MONTANA	11/16/19	64-46	W	19-Mason Jones	11-Adrio Bailey	4-Mason Jones	4-Jalen Harris Mason Jones	1-Mason Jones Adrio Bailey
TEXAS SOUTHERN	11/19/19	82-51	W	33-Isaiah Joe	10-Jimmy Whitt Jr.	5-Jalen Harris	5-Isaiah Joe	5-Adrio Bailey
SOUTH DAKOTA	11/22/19	77-56	W	24-Jimmy Whitt Jr.	7-Mason Jones Jimmy Whitt Jr.	5-Isaiah Joe	3-Jimmy Whitt Jr. Adrio Bailey	3-Reggie Chaney
at Georgia Tech	11/25/19	62-61	W ot	24-Mason Jones	9-Isaiah Joe	4-Desi Sills	6-Isaiah Joe	2-Jimmy Whitt Jr.
NORTHERN KENTUCKY	11/30/19	66-60	W	24-Jimmy Whitt Jr.	11-Reggie Chaney	5-Jalen Harris Reggie Chaney	2-Desi Sills	1-Desi Sills
AUSTIN PEAY	12/03/19	69-61	W	17-Jimmy Whitt Jr.	6-Isaiah Joe	3-Jalen Harris	2-Joe • Bailey Sills • Chaney	3-Ethan Henderson
at Western Kentucky	12/07/19	79-86	L ot	20-Desi Sills	12-Jimmy Whitt Jr.	4-Jimmy Whitt Jr.	2-Desi Sills	3-Reggie Chaney
TULSA	12/14/19	98-79	W	41-Mason Jones	7-Reggie Chaney	4-Jimmy Whitt Jr. Mason Jones	4-Mason Jones	2-Adrio Bailey
vs Valparaiso	12/21/19	72-68	W	21-Isaiah Joe	9-Mason Jones	4-Jimmy Whitt Jr. Mason Jones	3-Adrio Bailey Jimmy Whitt Jr.	5-Adrio Bailey
at Indiana	12/29/19	71-64	W	24-Isaiah Joe	8-Adrio Bailey	6-Mason Jones	2-Jimmy Whitt Jr.	2-Adrio Bailey
TEXAS A&M	01/04/20	69-59	W	17-Mason Jones Isaiah Joe	6-Mason Jones	5-Jalen Harris	3-Mason Jones	1-Jimmy Whitt Jr. Adrio Bailey
at LSU	01/08/20	77-79	L	24-Mason Jones	7-Adrio Bailey	4-Mason Jones	2-Jones • Harris Joe	4-Adrio Bailey
at Ole Miss	01/11/20	76-72	W	34-Isaiah Joe	6-Mason Jones	9-Mason Jones	3-Mason Jones	2-Isaiah Joe Adrio Bailey
VANDERBILT	01/15/20	75-55	W	30-Jimmy Whitt Jr.	8-Jimmy Whitt Jr.	8-Mason Jones	2-Desi Sills	2-Jimmy Whitt Jr.
KENTUCKY	01/18/20	66-73	L	19-Mason Jones	6-Mason Jones	2-Whitt Jr. Bailey * Jones	3-Adrio Bailey	2-Adrio Bailey Jimmy Whitt Jr.
at Mississippi St.	01/22/20	70-77	L	20-Mason Jones Jimmy Whitt Jr.	7-Isaiah Joe Mason Jones	4-Mason Jones	1- Joe • Chaney Whitt • Harris Jones	1-Chaney • Harris Whitt • Bailey Jones
TCU	01/25/20	78-67	W	20-Mason Jones Jimmy Whitt Jr.	6-Adrio Bailey	6-Jalen Harris	2-Desi Sills	1-Jeantal Cylla Adrio Bailey
SOUTH CAROLINA	01/29/20	77-79	L	34-Mason Jones	12-Mason Jones	4-Mason Jones	1-Cylla • Jones • Joe Whitt • Chaney	1-Adrio Bailey
at Alabama	02/01/20	82-78	W	30-Mason Jones	11-Reggie Chaney	2-Jalen Harris Desi Sills	4-Jimmy Whitt Jr.	2-Reggie Chaney
AUBURN	02/04/20	76-79	LOT	40-Mason Jones	7-Adrio Bailey Jimmy Whitt Jr.	5-Mason Jones	4-Desi Sills	1-Reggie Chaney Adrio Bailey
at Missouri	02/08/20	79-83	LOT	17-Reggie Chaney Mason Jones	11-Reggie Chaney	4-Jalen Harris	2- Bailey • Chaney Harris	2-Reggie Chaney
at Tennessee	02/11/20	61-82	L	19-Jimmy Whitt Jr.	6-Reggie Chaney	2-Reggie Chaney Mason Jones	3-Jimmy Whitt Jr.	2-Jamario Bell
MISSISSIPPI ST.	02/15/20	77-78	L	38-Mason Jones	6-Jimmy Whitt Jr. Mason Jones	3-Jimmy Whitt Jr.	1-Sills • Chaney Jones • Bailey	1-Adrio Bailey
at Florida	02/18/20	59-73	L	21-Mason Jones	8-Adrio Bailey	5-Mason Jones	3-Jimmy Whitt Jr.	1-Ethan Henderson
MISSOURI	02/22/20	78-68	W	21-Isaiah Joe	8-Mason Jones	4-Mason Jones	2-Adrio Bailey	1-Jalen Harris Adrio Bailey
TENNESSEE	02/26/20	86-69	W	37-Mason Jones	9-Ethan Henderson	4-Jimmy Whitt Jr.	2-Jimmy Whitt Jr. Isaiah Joe	3-Ethan Henderson
at Georgia	02/29/20	89-99	L	26-Mason Jones Isaiah Joe	6-Desi Sills	6-Jimmy Whitt Jr. Jalen Harris	2-Isaiah Joe Jalen Harris	2-Adrio Bailey
LSU	03/04/20	99-90	W	36-Mason Jones	15-Jimmy Whitt Jr.	5-Jimmy Whitt Jr.	2-Mason Jones Jimmy Whitt Jr.	1-Jimmy Whitt Jr. Isaiah Joe • Adrio Bailey
at Texas A&M	03/07/20	69-77	L	30-Mason Jones	5-Whitt Jr. • Bailey Henderson	4-Jimmy Whitt Jr.	2-Mason Jones	4-Ethan Henderson
vs Vanderbilt	03/11/20	86-73	W	22-Mason Jones	7-Jimmy Whitt Jr.	6-Mason Jones	3-Mason Jones	3-Ethan Henderson Reggie Chaney



LED TEAM IN POINTS (including ties)	
Jones	21
Joe	8
Whitt	7
Sills	1
Chaney	1

LED TEAM IN REBS (including ties)	
Jones	10
Whitt	9
Bailey	8
Chaney	5
Joe	3
Sills	2
Henderson	2

LED TEAM IN ASSISTS (including ties)	
Jones	16
Whitt	10
Harris	7
Joe	3
Sills	2
Chaney	2
Bailey	2

LED TEAM IN STEALS (including ties)	
Jones	13
Whitt	10
Bailey	8
Joe	8
Sills	7
Chaney	5
Harris	5
Cylla	1

LED TEAM IN BLKS (including ties)	
Bailey	19
Whitt	8
Chaney	6
Henderson	6
Harris	4
Joe	3
Sills	2
Jones	2
Cylla	2
Bell	1



2019-20 SEC STANDINGS



FINAL

	SEC	PCT.	HOME	AWAY	OVERALL	PCT.	HOME	ROAD	NEUTRAL	STRK
1. Kentucky	15-3	.833	8-1	7-2	25-6	.807	16-2	8-2	1-2	W1
2. Auburn	12-6	.667	8-1	4-5	25-6	.807	16-1	5-5	4-0	W1
LSU	12-6	.667	8-1	4-5	21-10	.677	15-2	5-6	1-2	W1
4. Florida	11-7	.611	7-2	4-5	19-12	.613	11-4	4-7	4-1	L1
Mississippi State	11-7	.611	8-1	3-6	20-11	.645	14-2	4-7	2-2	W1
6. South Carolina	10-8	.556	7-2	3-6	18-13	.581	12-5	6-6	0-2	L1
Texas A&M	10-8	.556	5-4	5-4	16-14	.533	11-6	5-4	0-4	W2
8. Tennessee	9-9	.500	5-4	4-5	17-14	.548	11-6	4-7	2-1	L1
9. Alabama	8-10	.444	5-4	3-6	16-15	.516	10-5	4-8	2-2	L2
10. Arkansas	7-11	.389	5-4	2-7	20-12	.625	14-4	4-8	1-0	W1
Missouri	7-11	.389	6-3	1-8	15-16	.484	12-4	2-10	1-2	W1
12. Ole Miss	6-12	.333	5-4	1-8	15-17	.469	12-5	1-10	2-1	L2
13. Georgia	5-13	.278	4-5	1-8	16-16	.500	12-5	2-9	1-2	W1
14. Vanderbilt	3-15	.167	2-7	1-8	11-21	.344	10-10	1-9	0-1	L1

RAZORBACK HONORS

• MASON JONES

2020 AP ALL-AMERICA (Honorable Mention)
 2020 JERRY WEST AWARD FINALIST (1 of 5)
 2020 CITIZEN NAISMITH TROPHY
 (1 of 30 on Midseason list)
 2020 USBWA ALL-DISTRICT VII
 2020 NABC ALL-DISTRICT 21 (1st Team)
 2020 AP SEC co-PLAYER OF THE YEAR
 2020 COACHES FIRST TEAM ALL-SEC
 2020 AP UNANIMOUS FIRST TEAM ALL-SEC
 SEC PLAYER OF THE WEEK (Nov. 11, 2019)
 SEC PLAYER OF THE WEEK (Dec. 16, 2019)
 SEC co-PLAYER OF THE WEEK (Feb. 3, 2020)
 SEC co-PLAYER OF THE WEEK (Mar. 2, 2020)



• ISAIAH JOE

2020 USBWA ALL-DISTRICT VII
 2020 JERRY WEST AWARD (Top 10 Finalist)
 SEC PLAYER OF THE WEEK (Dec. 30, 2019)
 SEC PRESEASON ALL-SEC (2nd Team)
 JERRY WEST AWARD PRESEASON WATCH LIST



2020 SEC POSTSEASON HONORS

FIRST TEAM ALL-SEC - COACHES

Kira Lewis Jr., Alabama
Mason Jones, Arkansas
 Samir Doughty, Auburn
 Keyontae Johnson, Florida
 Immanuel Quickley, Kentucky
 Nick Richards, Kentucky
 Skylar Mays, LSU
 Breein Tyree, Ole Miss
 Reggie Perry, Mississippi State

SECOND TEAM ALL-SEC - COACHES

John Petty Jr., Alabama
 Isaac Okoro, Auburn
 Kerry Blackshear Jr., Florida
 Anthony Edwards, Georgia
 Tyrese Maxey, Kentucky
 Maik Kotsar, South Carolina
 John Fulkerson, Tennessee
 Saben Lee, Vanderbilt

SEC ALL-FRESHMAN - COACHES

Jaden Shackelford, Alabama
 Isaac Okoro, Auburn
 Scottie Lewis, Florida
 Anthony Edwards, Georgia
 Tyrese Maxey, Kentucky
 Trendon Watford, LSU
 Jermaine Couisnard, South Carolina
 Scotty Pippen Jr., Vanderbilt

SEC ALL-DEFENSIVE - COACHES

Herbert Jones, Alabama
 Isaac Okoro, Auburn
 Ashton Hagans, Kentucky
 Nick Richards, Kentucky
 Yves Pons, Tennessee

"OF THE YEAR" HONORS - COACHES

Coach of the Year: John Calipari, Kentucky
 Player of the Year: Immanuel Quickley, Kentucky
 Scholar-Athlete of the Year: Skylar Mays, LSU
 Freshman of the Year: Anthony Edwards, Georgia
 Sixth-Man of the Year: Tyson Carter, Mississippi State
 Defensive Player of the Year: Yves Pons, Tennessee

FIRST TEAM ALL-SEC - AP

Kira Lewis Jr., Alabama
u - Mason Jones, Arkansas
 u - Reggie Perry, Mississippi State
 Nick Richards, Kentucky
 Immanuel Quickley, Kentucky

u-unanimous selection

SECOND TEAM ALL-SEC - AP

Samir Doughty, Auburn
 Anthony Edwards, Georgia
 Keyontae Johnson, Florida
 Skylar Mays, LSU
 Breein Tyree, Mississippi

"OF THE YEAR" HONORS - AP

Coach of the Year – Buzz Williams, Texas A&M
Player of the Year – Mason Jones, Arkansas
 Reggie Perry, Mississippi State
 Newcomer of the Year – Anthony Edwards, Georgia

SEC COMMUNITY SERVICE TEAM

Herbert Jones, Alabama
Adrio Bailey, Arkansas
 Austin Wiley, Auburn
 Anthony Duruji, Florida
 Rayshaun Hammonds, Georgia
 Nate Sestina, Kentucky
 Marshall Graves, LSU
 Franco Miller Jr., Ole Miss
 Abdul Ado, Mississippi State
 Reed Nikko, Missouri
 Nathan Nelson, South Carolina
 John Fulkerson, Tennessee
 Wendell Mitchell, Texas A&M
 Isaiah Rice, Vanderbilt

RAZORBACKS ON THE SEC WINTER ACADEMIC HONOR ROLL

Ty Stevens



ARKANSAS IN THE 2019-20 NCAA/SEC



(FINAL)

TEAM IN THE NCAA/SEC	NCAA	SEC	NO.
3-pt Field Goal Attempts (350 ranked)	115	5	728
Assist Turnover Ratio (350 ranked)	140	4	1.03
Assists Per Game (350 ranked)	266	10	11.9
Blocked Shots Per Game (350 ranked)	84	9	3.9
Defensive Rebounds per Game (350 ranked)	287	12	24.03
Fewest Fouls (350 ranked)	322	12	638
Fewest Turnovers (350 ranked)	59	1	369
Field-Goal Percentage (350 ranked)	147	6	44.3
Field-Goal Percentage Defense (350 ranked)	169	12	42.8
Free Throw Attempts (350 ranked)	8	2	776
Free Throws Made (350 ranked)	3	1	567
Free-Throw Percentage (350 ranked)	102	6	73.1
Offensive Rebounds Per Game (350 ranked)	325	14	7.5
Personal Fouls Per Game (350 ranked)	311	11	19.9
Rebound Margin (350 ranked)	342	14	-6.8
Scoring Defense (350 ranked)	185	9	69.6
Scoring Margin (350 ranked)	70	4	6.2
Scoring Offense (350 ranked)	56	5	75.8
Steals Per Game (350 ranked)	41	1	7.9
Three Pt FG Defense (350 ranked)	1	1	27.2
Three-Point Field Goals Per Game (350 ranked)	143	4	7.6
Three-Point Field-Goal Percentage (350 ranked)	175	5	33.4
Total 3-point FGM (350 ranked)	129	4	243
Total Assists (350 ranked)	251	10	381
Total Blocks (350 ranked)	81	7	124
Total Rebounds (350 ranked)	306	14	1,009
Total Rebounds Per Game (350 ranked)	332	14	31.53
Total Steals (350 ranked)	34	1	253
Turnover Margin (346 ranked)	9	1	4.5
Turnovers Forced (350 ranked)	29	1	16
Turnovers Per Game (349 ranked)	47	1	11.5
Won-Lost Percentage (350 ranked)	89	5	62.5



REGGIE CHANEY



JALEN HARRIS



ETHAN HENDERSON

RAZORBACKS IN THE NCAA/SEC

	PLAYER	NCAA	SEC	NO.
3-pt Field Goal Attempts (247 ranked)	Isaiah Joe	9	1	275
	Mason Jones	130	4	194
Assist Turnover Ratio (250 ranked)	--			
Assists Per Game (250 ranked)	Mason Jones	226	10	3.4
Blocked Shots Per Game (249 ranked)	Adrio Bailey	104	6	1.41
Defensive Rebounds per Game (250 ranked)	--			
Double Doubles (247 ranked)	--			
Field-Goal Percentage (250 ranked)	Jimmy Whitt Jr.	105	7	48.7
	Mason Jones	157	11	45.3
Free Throw Attempts (246 ranked)	Mason Jones	1	1	282
Free Throws Made (249 ranked)	Mason Jones	1	1	233
Free-Throw Percentage (250 ranked)	Isaiah Joe	14	3	89
	Mason Jones	97	7	82.6
Minutes Per Game (250 ranked)	Jimmy Whitt Jr.	19	2	37:02
	Isaiah Joe	41	3	36:04
	Mason Jones	189	10	33:45
Offensive Rebounds Per Game (248 ranked)	--			
Points Per Game (250 ranked)	Mason Jones	8	1	22
	Isaiah Joe	125	7	16.9
Rebounds Per Game (249 ranked)	--			
Steals Per Game (246 ranked)	Mason Jones	119	6	1.61
	Isaiah Joe	227	10	1.42
Three-Point Field Goals Per Game (235 ranked)	Isaiah Joe	4	1	3.62
	Mason Jones	168	7	2.19
Three-Point Field-Goal Percentage (90 ranked)	Isaiah Joe	82	4	34.2
Total 3-point FGM (245 ranked)	Isaiah Joe	18	1	94
	Mason Jones	156	6	68
Total Assists (245 ranked)	Mason Jones	217	10	106
Total Blocks (244 ranked)	Adrio Bailey	88	6	45
Total Field Goal Attempts (247 ranked)	Mason Jones	103	4	422
	Jimmy Whitt Jr.	218	7	372
Total Field Goals Made (245 ranked)	Mason Jones	101	5	191
	Jimmy Whitt Jr.	144	7	181
Total Minutes (250 ranked)	Jimmy Whitt Jr.	15	1	1185:13
	Mason Jones	199	12	1046:30
Total Points (246 ranked)	Mason Jones	11	1	683
Total Rebounds (250 ranked)	--			
Total Steals (246 ranked)	Mason Jones	109	6	50
	Jimmy Whitt Jr.	203	10	44

SIDNEY MONCRIEF

One of the famed “Triplets” that led Arkansas to the 1978 Final Four and five-time NBA All-Star, was inducted to the College Basketball Hall of Fame in 2019 and the Naismith Memorial Basketball Hall of Fame in 2020.



IN THIS SECTION

Bud Walton Arena/Nolan Richardson Court	92
Bud Walton Arena Record By Year / Crowds	93-94
Bud Walton Arena Records	95
Barnhill Arena Record By Year	96
History & Memorable Games	97-107
All-Americans	108-109
Honors & Awards	110-113
All-Time Final Rankings	114-115
Razorbacks In The NBA	116-117
Letterwinners	118-119
Hall of Fame/Hall of Honor	120



BUD WALTON ARENA

THE BASKETBALL PALACE OF MID-AMERICA

Arkansas has played in Bud Walton Arena - The Basketball Palace of Mid-America - for 26 years and has drawn more than seven million fans. In that time, it has ranked among national attendance leaders every season and the Hogs have won 80 percent of their home games.

When Arkansas joined the Southeastern Conference in August of 1990, then-Razorback Athletic Director Frank Broyles knew the athletic facilities had to be upgraded to contend in America's most nationally competitive league.

His attention turned immediately to basketball. The Hogs were very successful, coming off a Final Four trip earlier that year, but had just a 9,000-seat home, Barnhill Arena.

One day, Bud Walton, co-founder of Walmart, visited Broyles and asked him what Arkansas needed most to be competitive in the SEC. Broyles mentioned the need for additional basketball seats and was asked by Walton what a new arena would cost. The figure \$30 million was discussed and Walton offered to pay half. From that visit, Bud Walton Arena was born.

Groundbreaking to grand opening was accomplished in a remarkable 18 months. The Razorbacks played in Bud Walton for the first time in November of 1993. Everything went perfectly during the first full year. Not only did Arkansas sell out the arena, the Razorbacks were unbeaten in their new home (16-0) and won the 1994 National Championship.

The Hogs carry a 373-89 (.807) record into the 2020-21 season.

In 27 seasons, Arkansas has an all-time average attendance of 15,487 - 7.4 million people total - in Bud Walton Arena. Arkansas has ranked in the top 30 nationally in attendance every year in BWA.

Entering the 2019-20 campaign, Arkansas has a combined mark of 677-183 in its last two home arenas for an outstanding home winning percentage of .787 over the last 63 years.

Bud Walton Arena houses the **TOMMY BOYER HALL OF CHAMPIONS** that includes a tribute to Arkansas' 1994 NCAA Championship and multiple Final Four appearances as well as the history of Razorback basketball, track and field, baseball, tennis and golf. Eye-catching displays that were recently updated on the concourse level salute Razorback highlights.

Enhancements prior to the 2009 season included



the addition of courtside seating, electronic signage at the scorer's table, new retractable seats in the lower level, electronic ribbon boards along the bottom of the upper deck, replacing the Razorback on the court with the classic Razorback logo and opening up the student section by converting it from chairback seats to benches.

Eight suites were added prior to the 2008 season, raising the total to 47.

The Razorbacks received an expanded locker room in 2005, which was redesigned in 2012 and includes a lounge with a spacious meeting area.

In the summer of 2015, a \$4 million investment was made to the arena to maximize fan experience. Fans will immediately notice a new center hung video board with four LED displays that will give Bud Walton Arena the largest video display of any basketball facility in the country. To go along with the visual enhancements, a

brand new sound system was also installed to enhance volume and clarity for every seat in the arena.

As captivating as the displays, museum and championship banners are, the aspect of the facility demanding the most attention is spirit. Every game still produces an NCAA Tournament-type atmosphere with the exception of the crowd, which is anything but neutral.

According to Rosser International in Atlanta, when the arena was built, there were more seats in less space than in any such facility in the world. It's no wonder the noise level can be absolutely ear-splitting.

From pre-game to post-game, Bud Walton Arena is perfectly choreographed with the band, the spirit groups, the lighting system, the public address, the scoreboard and the team. Each game at Bud Walton Arena is a rich experience, leaving Razorback fans hungry for more.



NOLAN RICHARDSON COURT

The University unveiled Nolan Richardson Court at Bud Walton Arena on October 20, 2019 prior to a season-opening exhibition game with Arkansas-Little Rock. Arkansas won the game 79-64 on the newly-named court.

On March 28, 2019, the University of Arkansas System Board of Trustees unanimously approved a resolution to name the court at Bud Walton Arena for Hall of Fame and legendary University of Arkansas head men's basketball coach Nolan Richardson.

Richardson was 389-169 in 17 seasons as Arkansas head coach and set a school record for wins. Among his many honors are NABC and Naismith Coach of the Year (1994), USBWA Most Courageous Award (1995), University of Arkansas Sports Hall of Honor (1996), Arkansas Sports Hall of Fame (1998), College Basketball Hall of Fame (2008) and the Naismith Memorial Basketball Hall of Fame (2014). He was honored with a banner in the rafters of Bud Walton Arena in 2015.


He led the Razorbacks to 13 NCAA Tournament appearances including six Sweet 16's (1990, 1991, 1993, 1994, 1995, 1996), four Elite Eights (1990, 1991, 1994, 1995), three Final Fours (1990, 1994, 1995) a national runner-up finish (1995) and the 1994 NCAA Championship.

In Richardson's 22 combined years as a head coach at the collegiate level - at Western Texas Junior College, the University of Tulsa and the University of Arkansas - he compiled a record of 508-206 (.711) and became the only head coach in college basketball history to win a National Junior College Championship, NIT Championship and NCAA Championship.



ARKANSAS' ALL-TIME RECORD AT BWA

Year	Record	SEC Record	Attendance	Average	Natl Rk (Avg.)
1993-94	16-0 (.1000)	8-0 (1.000)	322,146	20,134	4th
1994-95	14-1 (.933)	7-1 (.875)	301,212	20,081	4th
1995-96	14-4 (.778)	6-2 (.750)	346,698	19,261	5th
1996-97	15-3 (.833)	6-2 (.750)	329,540	18,308	5th*
1997-98	15-0 (1.000)	8-0 (1.000)	291,089	19,406	4th
1998-99	14-2 (.875)	6-2 (.750)	292,704	18,294	5th
1999-00	9-5 (.643)	5-3 (.625)	249,300	17,807	6th
2000-01	16-2 (.889)	7-1 (.875)	292,057	16,225	9th
2001-02	11-5 (.688)	5-3 (.625)	241,033	15,065	13th
2002-03	8-8 (.563)	3-5 (.375)	236,638	14,790	14th
2003-04	10-6 (.625)	4-4 (.500)	236,676	14,792	13th
2004-05	13-3 (.813)	5-3 (.625)	252,608	15,788	9th
2005-06	15-1 (.938)	7-1 (.875)	239,336	14,958	12th
2006-07	13-3 (.813)	5-3 (.625)	267,520	16,720	9th
2007-08	15-1 (.938)	7-1 (.875)	274,360	17,148	8th
200-09	12-6 (.667)	2-6 (.250)	288,781	16,043	11th
2009-10	12-9 (.571)	5-3 (.625)	276,821	13,182	25th
2010-11	15-3 (.833)	5-3 (.625)	216,398	12,022	29th
2011-12	17-3 (.850)	5-3 (.625)	262,329	13,116	23rd
2012-13	17-1 (.944)	9-0 (1.000)	251,968	13,998	20th
2013-14	17-2 (.894)	7-2 (.778)	269,838	14,202	21st
2014-15	16-2 (.889)	7-2 (.778)	283,485	15,750	11th
2015-16	13-4 (.764)	6-3 (.667)	258,705	15,218	12th
2016-17	15-3 (.833)	6-3 (.667)	274,446	15,247	12th
2017-18	15-2 (.882)	7-2 (.778)	275,084	16,181	9th
2018-19	12-6 (.667)	5-4 (.556)	275,012	15,278	11th
2019-20	14-4 (.778)	5-4 (.556)	278,632	15,480	12th
Totals	373-89 (.807)	158-66 (.705)	7,384,416	15,984	




BUD WALTON, a co-founder of Walmart, was the key contributor to Arkansas' world-class facility.

27 straight years in top 30 in national attendance

*National rank based on regular-season average of 19,321

LARGEST CROWDS

Rk	Attendance	Opponent	Date
1.	20,320	Kentucky	01/26/97
2.	20,298	Auburn	02/24/99
	20,298	Kentucky	01/29/95
4.	20,275	Alabama	01/24/98
5.	20,274	Georgia	03/03/01
6.	20,272	Auburn	03/04/95
7.	20,270	Cincinnati	12/09/95
8.	20,268	Kentucky	01/29/05
	20,268	Alabama	01/24/95
10.	20,266	Kentucky	02/25/01
11.	20,264	LSU	01/31/95
12.	20,262	Alabama	02/16/94
13.	20,260	Memphis	02/09/95
14.	20,258	Missouri	12/06/97
	20,258	Ole Miss	02/18/95
16.	20,256	Missouri	12/05/95
17.	20,248	Ole Miss	02/05/98
	20,248	Alabama	02/28/96
19.	20,246	Vanderbilt	02/01/94
20.	20,242	Mississippi State	01/11/95
	20,242	Auburn	02/21/98
	20,242	Tulsa	12/23/94
23.	20,230	Florida	02/12/94
24.	20,224	Mississippi State	03/05/94
25.	20,214	Tennessee	01/07/95
26.	20,212	Missouri	12/2/93
27.	20,208	Louisville	12/21/96
	20,208	Auburn	02/26/94
	20,208	LSU	01/11/94
30.	20,202	South Carolina	02/18/98
31.	20,198	Kentucky	02/20/99
32.	20,190	Georgia	02/15/97
33.	20,186	Providence	01/23/99
34.	20,184	Mississippi State	02/13/99
	20,184	Delaware State	12/11/93
36.	20,168	Georgia	01/16/99
	20,168	Montevallo	02/25/95
38.	20,164	Vanderbilt	02/07/98
39.	20,162	Mississippi State	01/20/96
40.	20,158	LSU	01/30/96
41.	20,118	South Carolina	01/22/94
42.	20,114	LSU	01/27/99
	20,104	Ole Miss	01/09/98
	20,104	LSU	01/11/97
	20,104	Arizona	11/17/95
46.	20,102	Murray State	12/10/94
47.	20,098	Texas Southern	12/28/93
48.	20,096	Ole Miss	01/05/94
49.	20,084	Jackson State	12/18/93
50.	20,068	Tennessee	02/02/99
51.	20,048	Murray State	11/29/93
52.	20,034	Montevallo	02/05/94
53.	20,018	Florida A&M	12/21/94
54.	20,014	Centenary	12/06/94
55.	20,008	SMU	01/03/94
56.	20,006	Memphis	02/01/97
57.	20,002	UL Monroe	11/15/95



CORLISS WILLIAMSON led Arkansas in scoring in the final game at Barnhill Arena and the first game at Bud Walton Arena.

HOME GAME RECORDS

BARNHILL ARENA AND BUD WALTON ARENA

POINTS:	Individual:	51, Rotnei Clarke vs. Alcorn St., 11/13/10
	Team:	166, vs. U.S. International, 12/09/89
	Combined Teams:	267 (UA 166, U.S. International 101), 12/09/89
FG MADE:	Individual:	20, Dean Tolson vs. Texas A&M, 03/02/74
	Team:	68, vs. U.S. International, 12/09/89
	Combined Teams:	108 (UA 68, U.S. International 40), 12/09/89
FG ATTS.:	Individual:	36, Dean Tolson vs. Texas A&M, 03/02/74
	Team:	101, vs. U.S. International, 12/09/89
	Combined Teams:	201 (UA 97, Western Kentucky 104), 12/03/74
FT MADE:	Individual:	22, Martin Terry vs. Texas A&M, 01/22/72
	Team:	55, vs. Rice, 02/05/72
	Combined Teams:	96 (UA 55, Rice 41), 02/05/72
REBOUNDS:	Individual:	23, Nick Davis vs. Jackson St., 11/21/97
	Team:	77, vs. Jackson St., 11/22/02
	Combined Teams:	114 (UA 50, Western Kentucky 64), 02/03/74

ARKANSAS TEAM

Points: 137 vs. Troy State, 12/10/96
 Field Goals Made: 57 vs. Troy State (57-99), 12/10/96
 Field Goals Att.: 99 vs. Troy State (57-99), 12/10/96
 Field-Goal Pct.: .623 vs. Jackson State (48-77), 11/22/96
 3-Pointers Made: 21 vs. Troy State (21-37), 12/10/96 *
 3-Pointers Att.: 54 vs. North Texas (19-54), 12/30/98 *
 3-Point Pct. (Min. 15 att.): .667, 2x, %
 vs. Miss State (16-24) 1/9/16 vs. W. Carolina (14-21), 12/7/98
 Free Throw Made: 48 vs. Ole Miss (48-53), 1/17/04
 Free Throw Att.: 53, 2x,
 vs. Ole Miss (48-53), 1/17/04 vs. Northeastern Ill.(35 of 53), 11/16/97
 Free-Throw Pct. (Min. 10 att.): .941 vs. LSU (16-17) 2/12/05
 Offensive Rebounds: 30, 2x,
 vs. Northeastern Ill., 11/16/97 vs. Alcorn State, 12/3/95
 Defensive Rebounds: 48 vs. Jackson State, 11/22/02
 Total Rebounds: 77 vs. Jackson State, 11/22/02
 Personal Fouls: 35 vs. Cincinnati, 12/9/95
 Assists: 40 vs. Troy State, 12/10/96
 Turnovers: 31 vs. Alcorn State, 12/3/95
 Blocked Shots: 18 vs. Missouri, 12/5/95 *
 Steals: 26 vs. La-Monroe, 11/25/00 *
 Points First Half: 71 vs. Alcorn State, 11/13/09
 Points Second Half: 75 vs. Missouri, 12/2/93

OPPONENT TEAM

Points: 98, 3x,
 Florida, 2/18/12 Ole Miss, 2/4/09 Alabama, 2/28/96
 Field Goals Made: 36, Northwestern State (36-70), 12/28/14
 Field Goals Att.: 93, Centenary (34-93), 12/6/94
 Field-Goal Pct.: .652, Auburn (33-54), 2/17/16
 3-Pointers Made: 17, Florida (17-31), 1/14/98
 3-Pointers Att.: 40, Jackson State (13-40), 11/21/97
 3-Point Pct. (Min. 15 att.): .652, Auburn (15-23), 2/17/16
 Free Throws Made: 38, Missouri (38-47), 12/15/95
 Free Throw Att.: 52, Ole Miss (32-52), 1/9/99
 Free-Throw Pct. (Min. 10 att.): .929, 2x,
 Ole Miss (13-14), 2/5/11 Georgia (26-28), 3/4/17
 Offensive Rebounds: 28, LSU, 1/11/97
 Defensive Rebounds: 35, Vanderbilt, 1/5/16
 Total Rebounds: 56, Georgia, 1/29/19
 Personal Fouls: 38, Northeastern Illinois, 11/16/97
 Assists: 23, Vanderbilt, 2/7/98
 Turnovers: 42, 2x,
 Bethune-Cookman, 12/2/97 Grambling, 12/31/00
 Blocked Shots: 12, Ole Miss, 2/5/11
 Steals: 18, Alcorn State, 12/3/95
 Points First Half: 60, Alabama, 2/28/96
 Points Second Half: 56, Jackson State, 11/30/94

ARKANSAS INDIVIDUAL

Points: 51, Rotnei Clarke vs. Alcorn State, 11/13/09
 Field Goals Made: 15, Rotnei Clarke (15-21) vs. Alcorn State, 11/13/09
 Field Goals Att.: 28, Pat Bradley (11-28) vs. North Texas, 12/30/98
 Field-Goal Pct. (Min. 8 att.): 1.000, 3x, *
 Daniel Gafford (8-8) vs. Montana State 11/21/18
 Moses Kingsley (8-8) vs. Southern University, 11/13/15
 Lee Wilson (9-9) vs. Montevallo, 2/25/95
 3-Pointers Made: 13, Rotnei Clarke (13-21) vs. Alcorn St., 11/13/09 * #
 3-Pointers Att.: 24, Pat Bradley (10-24) vs. North Texas, 12/30/98 * #
 3-Point Pct. (Min. 6 att.): 1.000, Patrick Beverley (6-6) vs. Auburn, 3/8/08
 Free Throw Made: 18, Mason Jones (18-21) vs. Mississippi State, 2/15/20
 Free Throw Att.: 22, Corliss Williamson (17-22) vs. Ole Miss, 2/18/95
 Free-Throw Pct. (Min. 10 att.): 1.000, 5x, *
 Isaiah Joe (12-12) vs. Tennessee, 2/26/20
 Dusty Hannahs (10-10) vs. Evansville, 12/8/15
 Alandise Harris (11-11) vs. SMU, 11/18/13
 Jullysses Nobles (10-10) vs. Auburn, 1/25/11
 Kareem Reid (14-14) vs. Memphis, 12/19/98
 Offensive Rebounds: 12, Dionisio Gomez vs. Georgia, 1/18/03 (17 total)
 Defensive Rebounds: 15, Nick Davis vs. Jackson State, 11/21/97
 Total Rebounds: 23, Nick Davis vs. Jackson State, 11/21/97 *
 Assists: 15, 2x, *
 Dontell Jefferson vs. Portland St., 11/18/05
 Kareem Reid vs. Jackson State, 11/22/96
 Turnovers: 8, 3x,
 Sonny Weems vs. Missouri, 11/28/07
 Darian Townes vs. Tennessee, 2/24/07
 Sunday Adebayo vs. Cincinnati, 12/9/95



MASON JONES, the first Razorback to lead the SEC in scoring and led the NCAA in free throws made, scored 30-plus seven times in Bud Walton Arena in 2020 with two games in the 40's. He scored 38 points versus Mississippi State, making a Bud Walton Arena-best 18 free throws.

Blocked Shots: 10, Steven Hill vs. Texas St., 12/6/05
 Steals: 8, Clint McDaniel vs. Florida A&M, 12/21/94

OPPONENT INDIVIDUAL

Points: 45, Jodie Meeks, Kentucky, 2/14/09
 Field Goals Made: 17, Jodie Meeks (17-24), Kentucky, 2/24/09
 Field Goals Att.: 29, Nate Driggers (13-29), Montevallo, 2/25/95
 Field-Goal Pct. (Min. 8 att.): 1.000, Adam Wing (8-8), Evansville, 12/08/15
 3-Pointers Made: 9, Bryce Brown (9-14), Auburn, 02/17/16
 3-Pointers Att.: 14, 4x,
 Bryce Brown, Auburn, 02/17/16
 Travis Bader, Oakland, 11/16/11
 Joe Ervin, North Texas, 12/30/98
 Aijay Foreman, Centenary, 12/6/94
 3-Point Pct. (Min. 6 att.): .714, Dan Cross (5-7), Florida, 2/12/94
 Free Throw Made: 18, Jason Sutherland (18-20), Missouri, 12/5/95
 Free Throw Att.: 20, 2x,
 Jason Sutherland (18-20), Missouri, 12/5/95
 Ansu Sesay (14-20), Ole Miss, 2/18/95;
 Free-Throw Pct. (Min. 10 att.): 1.000, 2x,
 Jared Harper (11-11), Auburn, 02/27/18
 Deshon Taylor, Fresno State, 11/17/17
 Offensive Rebounds: 11, Sunday Adebayo, Memphis, 2/1/97
 Defensive Rebounds: 14, Jaime Lloreda, LSU, 1/6/04
 Total Rebounds: 18, 2x,
 Kevin Samuel, TCU, 1/25/20
 Korvotney Barber, Auburn, 1/24/09
 Assists: 12, Perth Robinson, Georgia, 1/18/95
 Turnovers: 12, Devin Gibson, Texas-San Antonio, 12/12/07
 Blocked Shots: 10, PJ Roberson, Grambling St., 11/26/11
 Steals: 8, Terry Conerway, Southwest Texas State, 12/21/02

MISCELLANEOUS

Overall Record: 373-89 (.807)
 SEC Record: 158-66 (.705)
 Arkansas Points Scored: 35,932 (77.8); Opponents: 30,258 (65.5)
 Most Combined Points: 215 vs. Centenary (Arkansas 121, Centenary 94)
 Longest Winning Streak: 30 games (Memphis 2/1/97-North Texas 12/30/98)
 Longest Losing Streak: 3 (6x, last from 1/29/20-2/15/20)
 Field Goals: Arkansas: 13,615-29,321 (.464); Opponents: 10,910-26,928 (.405)
 Arkansas 100-Point Games: 43
 Arkansas 90-Point Games: 107
 Opponent 100-Point Games: 0
 Biggest Victory Margin: 58 vs. Montevallo (122-64), 2/5/94
 Biggest Defeat Margin: 30 vs. Florida (98-68), 2/18/12
 Record vs. Ranked Teams: 39-26
 Record vs. Top 10 Teams: 14-9
 Record vs. Top Five Teams: 7-4
 Last Ranked Team at BWA: No. 10 Auburn, 02/04/20 (L, 79-76 OT)
 Highest Ranked Team at BWA No. 2, 4x,
 Florida 2/5/13 Texas 1/5/10 Kentucky 2/19/03 Auburn 2/24/99
 Highest Attendance: 20,320 vs. Kentucky, 1/26/97
 Lowest Attendance: 7,096 vs. Indiana State, 3/18/14

* UA Record || # SEC Record



THE RAZORBACKS were 322-105 in 36 seasons in Barnhill Arena, winning the final 26 Southwest Conference (SWC) games played there.

BARNHILL ARENA (First season 1954-55 • Final season 1992-93)

Year	Record	Conference	Avg. Att.	Year	Record	Conference	Avg. Att.
1955	7-2 (.778)	5-1 (.833)	NA	1978	12-0 (1.000)	7-0 (1.000)	6,305
1956	5-5 (.500)	5-1 (.833)	NA	1979	10-2 (.833)	6-2 (.750)	9,125
1957	6-4 (.600)	5-1 (.833)	NA	1980	12-0 (1.000)	8-0 (1.000)	9,129
1958	9-2 (.818)	6-1 (.857)	NA	1981	10-1 (.909)	7-1 (.875)	9,182
1959	5-4 (.556)	4-3 (.571)	NA	1982	11-0 (1.000)	8-0 (1.000)	9,198
1960	7-4 (.636)	4-3 (.571)	NA	1983	11-1 (.917)	7-1 (.875)	9,147
1961	8-2 (.800)	5-2 (.714)	NA	1984	11-0 (1.000)	8-0 (1.000)	8,840
1962	7-3 (.700)	4-3 (.571)	NA	1985	10-1 (.909)	7-1 (.875)	8,925
1963	6-3 (.667)	5-2 (.714)	NA	1986	4-7 (.364)	2-6 (.250)	8,641
1964	6-5 (.545)	4-3 (.571)	NA	1987	10-2 (.833)	6-2 (.750)	8,978
1965	5-5 (.500)	3-3 (.500)	NA	1988	11-1 (.917)	7-1 (.875)	8,725
1966	9-1 (.900)	6-1 (.857)	NA	1989	11-0 (1.000)	8-0 (1.000)	9,083
1967	3-5 (.375)	3-3 (.500)	NA	1990	10-1 (.909)	8-0 (1.000)	9,117
1968	5-4 (.556)	5-2 (.714)	NA	1991	13-1 (.929)	8-0 (1.000)	9,405
1969	5-5 (.500)	3-3 (.500)	NA	1992	10-1 (.909)	8-0 (1.000)	9,423
1970	3-4 (.429)	3-3 (.500)	NA	1993	9-2 (.818)	6-2 (.750)	9,435
1971	3-11 (.214)	0-7 (.000)	NA	Totals	322-105 (.754)	215-66 (.765)	8,916
1972	7-4 (.636)	4-3 (.571)	NA				
1973	9-5 (.643)	5-2 (.714)	NA				
1974	8-4 (.667)	5-2 (.714)	NA				
1975	12-2 (.857)	7-0 (1.000)	NA				
1976	11-1 (.917)	6-1 (.857)	NA				
1977	11-0 (1.000)	7-0 (1.000)	NA				

Note: Arkansas was a member of the Southwest Conference from 1924-91 and has been a member of the Southeastern Conference since 1992.

Note: Barnhill Arena's capacity was expanded from 5,000 to 6,200 in 1977 and to 9,000 in 1978.

Championships were a tradition at Arkansas long before the Razorbacks earned the national title in 1994. The '94 championship was the grandest of them all, but the NCAA trophy isn't exactly the only one on the shelf in the fabulous Bud Walton Arena museum.

In fact, Arkansas has made six trips to the NCAA Final Four and earned 31 bids to the NCAA Tournament.

In conference play, Arkansas has won 24 league championships with 22 coming in the Southwest Conference between 1926 and 1991. The Hogs won the Southeastern Conference crown in 1992, their first year in the league, after winning three straight SWC titles. The Hogs have also won seven league tournament crowns.

Since joining the SEC, Arkansas continues to be an upper-echelon program. The Razorbacks won overall titles in 1992 and 1994, Western Division titles in 1992, '93, '94 and '95, and won the tournament crown in 2000.

Arkansas has a long-standing tradition of winning in basketball. It started in the 1920s and has carried through to this time. Even though Arkansas didn't begin playing basketball until 1924, the Hogs won more SWC championships than any other school.

It didn't take long for the Hogs to have an impact on the SWC. Two years after starting the program, Arkansas won its first league championship. It was the first of five in a row. **Francis Schmidt**, Arkansas' first basketball coach, guided the Hogs to the 1926, '27, '28 and '29 titles. **Chuck Bassett** was the coach of the 1930 championship squad.

Wear Schoonover, Arkansas' first football All-American, captained the 1930 club. He earned All-SWC honors three times. In fact, the Razorbacks dominated the all-conference squads of the late 1920s. In 1928, Arkansas had four of the five All-SWC selections when **Glen Rose**, **Tom Pickell**, **Gene Lambert Sr.** and Schoonover were named all-league. Rose was also the first Razorback to earn All-America honors (1928), followed a year later by Pickell and Lambert.

The Hogs were loaded with all-conference talent during that time. Rose was a three-time All-SWC pick, as was Pickell.

Lambert and **Rolla Adams** made it twice as did **Milan Creighton**.

From 1926 through 1929, Arkansas was a combined 60-5.

When Schmidt left Arkansas as coach, he went to league rival TCU and was tough to beat until the Razorbacks hired Rose as head coach.

Rose began another glorious run with a co-championship in 1935. The Hogs won SWC titles in '36, '38, '41 and '42. The 1936 Razorbacks almost represented the United States in the Olympics, winning four games in an Olympic playoff before losing to a team of all-stars from California in the semifinals of the tournament.

Jim Lee Howell, **Ike Poole**, **Taft Moody**, **Don Lockard**, **Jack Robbins**, **Howard Hickey** and **Johnny Adams** were the stars of their day. Adams was an All-American in 1941. He was Arkansas' fifth All-American, but the last one until **Martin Terry** made it in 1973.



SCOTTY THURMAN'S clutch three-pointer with the shot clock winding down and 51 seconds left to play gave Arkansas a 73-70 lead in the 76-72 victory over Duke in the 1994 NCAA Championship game.

From 1945-1950, Arkansas had four second-place finishes and shared the 1949 title. The Razorbacks then went through a mild recession before claiming a co-championship in 1958. By winning a playoff game against SMU, Arkansas qualified for the NCAA Tournament. It wasn't a pleasant experience. Oklahoma State, which featured Eddie Sutton as a player, downed the Hogs by 25, 65-40, and Oscar Robertson exploded for 58 points as the Hogs were drilled by Cincinnati, 97-62, in a consolation game.

As unpleasant as the tournament experience was, Arkansas would have loved to have gone back, but it didn't happen for 19 years. Not even Rose, who led the Hogs to the '58 title in his second stint as coach, could return Arkansas to glory. He retired following the 1966 season, but neither of his two successors, **Duddy Waller** or **Lanny Van Eman**, put a contender on the floor.

Van Eman did, however, bringing excitement to the game. His teams regularly scored in the 80s and 90s at a time when the traditional powers played games in the 60s. Van Eman recruited **Martin Terry** from junior college and Terry set school single-season scoring records that still stand. He averaged 28.3 points per game as a senior. Even though he played only two seasons, Terry still ranks among Arkansas' top 20 all-time scorers.

Unfortunately, Van Eman's teams usually gave up more points than they scored. Twice in 1971, Arkansas scored 100 or more points and lost.

Van Eman's second club managed to win 16 games, but only five came in SWC play. Arkansas and Baylor, which paired for a thrilling 111-110 Baylor victory the year before, put on another wild show with the Razorbacks winning, 131-109, in Fayetteville, setting a league record for points scored by two teams in a conference game.

After the 1974 Hogs won just 10 games, **Frank Broyles**, newly appointed athletic director as well as an already established football coach, decided it was time to make a commitment to basketball. He turned things around by hiring **Eddie Sutton**.

Sutton caught the state's attention in his first season when the Razorbacks finished 17-9 and second in the SWC. By the time his second team finished its 19-9 campaign, construction workers were already renovating Barnhill Arena, a facility constructed in 1957.

The 1976 Hogs also featured the nucleus of what was to become one of the greatest teams in history. **Ron Brewer** and **Marvin Delph** were sophomores. **Sidney Moncrief** was a freshman and he quietly led the nation in field goal percentage (.665, 149-224), and Sutton knew he had something special.

With half of Barnhill's facelift completed before the 1977 season, a new wave of excitement swept through the entire state of Arkansas.

The Razorbacks blitzed through the SWC unbeaten, winning their first league title in 19 years. Brewer, Moncrief and Delph were the toast of the Ozarks. Arkansas finished 26-2, but lost in the first round of the NCAA Tournament when Moncrief fouled out, allowing Wake Forest to come from behind for a victory.

Expectations were high in 1978 and the Hogs didn't disappoint. For a week, the Razorbacks were even ranked No. 1 in the Associated Press poll. A loss at Houston after two victories earlier in the week dropped the Hogs from their position at the top.

Arkansas shared the SWC title with Texas, but was upset by Houston, again on a last-second shot at the SWC Tournament. Stunned, the Razorbacks returned home unsure of whether or not they would receive an at-large bid to the NCAA Tournament.

The Hogs got in and victories over Weber State and No. 2 UCLA thrust Arkansas into the regional finals. Brewer hit a long jumper with less than a minute to play and **Jim Counce** scored on a layup at the end to seal a 61-58 victory over Cal-Fullerton, sending the Hogs to the Final Four.



The 1944 Razorback men's basketball team.

No. 1-ranked Kentucky ended Arkansas' dreams of a national title with a semifinal victory, but Brewer hit another of his patented buzzer shots in the third-place game, giving Arkansas a thrilling 71-69 victory over Notre Dame.

With All-American Brewer and the sleek-shooting Delph gone, Moncrief and **Steve Schall** were left to lead the 1979 Hogs. It was almost a repeat performance of 1978.

Moncrief was brilliant. He simply refused to allow his team to lose. After a brief midseason slump, Arkansas won 14 straight games, including two at the SWC Tournament and two in the NCAA Tournament. A victory over Louisville sent Arkansas into the Midwest Regional finals against No. 1-ranked Indiana State and superstar Larry Bird.

Arkansas could not stop Bird, but ISU could not contain Moncrief. In one of the greatest games in UA history, the Hogs suffered a 73-71 setback, when a last-second Sycamore shot bounced twice and fell in. Arkansas finished 25-5 and the Moncrief era was history.

Sutton won three more SWC titles and left behind a legacy, when his teams won 20 or more games nine years in a row. Arkansas played in the NCAA Tournament in each of those nine seasons, but never came close to returning to the Final Four. The Razorbacks even featured a team that had three future first-round NBA draft choices when **Scott Hastings**, **Darrell Walker** and **Alvin Robertson** played together. **Joe Kleine**, another future first-round NBA pick and member of the 1984 Olympic team, redshirted that year (1982).

When Sutton left for Kentucky after the 1985 season, Broyles turned a completely different direction when he hired **Nolan Richardson**. Richardson's teams were noted for defense, just as Sutton's were, but it was a different style of defense. Richardson's defense usually turned quickly to offense and his teams at Tulsa had led the nation in scoring.

Inheriting a group of players recruited to play at a slower pace, Richardson had to bite the bullet as his first season resulted in a 12-16 finish. Then he started recruiting. His second team won 19 games and his third was 21-9. His 1989 squad won Arkansas' first SWC title since 1982 and breezed through the league tournament. Arkansas set school scoring records and downed Loyola-Marymount in the first round of the NCAA Tournament before bowing out to Louisville.

By then, Richardson's style and players had converted Razorback fans. Barnhill Arena was hopping every time the Hogs played. It wouldn't have taken a Final Four appearance for the state to go nuts, but when the Razorbacks reached the 1990 Final Four, the state went crazy.

The Hogs were SWC champs again and dominated the SWC Tournament for the second consecutive year. Triumphs over Princeton, Dayton, North Carolina and Texas sent the Razorbacks into the Final Four. A loss to Duke in the semifinals ended the season at 30-5.

It nearly happened again in 1991. Arkansas won a school-record 34 games before falling to Kansas in the Southeast Regional finals. Arkansas ended its history in the Southwest Conference by winning the final three regular season and tournament championships.

A new era was launched in 1991-92 and the Razorbacks didn't miss a beat. Arkansas won the Southeastern Conference title with a 13-3 record. Included were two victories over Shaquille O'Neal-led LSU and a big win at Kentucky. The **Todd Day-Lee Mayberry-Oliver Miller** era ended with a 26-8 season and another trip to the NAAs.

Day finished his career as the program's all-time leading scorer (2,395 pts) and second in steals (271) while Mayberry was third on the all-time scoring list (1,940 pts) and first in steals (291). Miller finished seventh on the career scoring list (now ninth with 1,674 pts), is the school's all-time leader in field goal percentage (.636) and is third in career rebounds (886).

After winning the SEC's Western Division in '93 and pushing North Carolina to the limit in a Sweet 16 loss to the eventual national champions, the Razorbacks enjoyed its best season ever in 1994. Arkansas won nearly everything possible. The Razorbacks were SEC champs, again sweeping LSU and winning at Kentucky, they made the school's fifth trip to the Final Four and completed their dream season by beating Arizona and Duke to win the national title.

A year later, Arkansas was No. 1 in all the preseason polls, but the Hogs stumbled early before making a late-season run. Arkansas repeated as Western Division champion, then downed Texas Southern, Syracuse, Memphis and Virginia to earn its sixth Final Four appearance.

A win over North Carolina in the semifinals allowed the Hogs to advance to the finals, but it was UCLA's year as the Bruins beat Arkansas for the 1995 crown.

With every starter gone from the back-to-back Final Four clubs, Arkansas was expected to struggle in 1996. Richardson, however, molded together a young team and the Hogs peaked late. Seeded 12th in the NCAA East Regional, Arkansas beat Penn State and Marquette to advance to the Sweet 16 before falling to top-ranked Massachusetts.

In 1997, Arkansas was forced to endure an NCAA inquiry, which proved fruitless, but it damaged the Hogs' recruiting. The streak of nine straight NCAA Tournament appearances ended but the Bud Walton Arena crowds were rejuvenated by three NIT games. Fans who never before had the opportunity to buy Razorback basketball tickets were able to attend and helped Arkansas advance to the NIT semifinals in New York.

It was back to the NAAs in 1998 as the Razorbacks, who got 10.4 points and an SEC-leading 9.8 rebounds per game from **Nick Davis**, won 24 games and reached the second round with a win over Nebraska.

Arkansas won its 10th straight NCAA Tournament first-round game in 1999 as **Pat Bradley** set school records for career three-point shooting (366-915, .400). **Derek Hood** recorded more double-doubles than anyone in Arkansas history (18) and also led the league in rebounding (10.3), and **Kareem Reid** broke Lee Mayberry's career record for assists (748).

The Razorbacks also had one of the most unique weeks in its basketball history. The final two home games came over a five-day span against No. 5 Kentucky and No. 2 Auburn. Never before had Arkansas played two top 10 teams at home in the same week. Arkansas beat UK, 74-70, and topped Auburn, 104-88.

Following an up-and-down season in 2000, Arkansas won four games in four days, including wins over No. 16 Kentucky, No. 10 LSU and No. 23 Auburn to win the school's first SEC Tournament title. **Brandon Dean** was the MVP after averaging 15.2 points in the title run. **Joe Johnson** was the 2000 SEC Newcomer of the Year and went on to be a 2001 honorable mention All-America and an NBA first-round draft pick.

The 2001 club rebounded from an 0-3 league start with a six-game winning streak late in the year to earn Arkansas' 13th NCAA Tournament appearance in 14 years and its 15th straight post-season tournament berth.

The Nolan Richardson era came to an end in 2002 when he was released from his contract. The Razorbacks dropped to 14-15, including a 13-14 mark under Richardson. Mike Anderson was 1-1 as interim head coach for the last two games of the season.

Stan Heath rebuilt the roster with recruiting classes ranked as high as No. 13 by Rivals.com in 2004 and No. 7 by Hoop Scoop in 2003. In 2005, the Razorbacks won the Paradise Jam tournament title and went 18-12.

In 2006, Heath had Arkansas back in the NCAA Tournament, going 22-10 behind honorable mention All-American **Ronnie Brewer** (18.4 ppg), All-SEC guard **Jonathon Modica** (16.1 ppg) and SEC Sixth Man of the Year **Eric Ferguson** (8.1 ppg).

Arkansas earned another NCAA bid in 2007. The Razorbacks won the Old Spice Classic, reached the finals of the SEC Tournament and recorded the 27th 20-win season in school history by finishing 21-14. **Patrick Beverley** (13.9 ppg, 4.5 rpg) was the SEC Newcomer and Freshman of the year, and **Steven Hill** (6.2 ppg, 2.8 blocks) the SEC Defensive Player of the Year.

John Pelphrey, an honorable mention All-American as a player at Kentucky, became head coach for the 2008 season. His background included playing for Eddie Sutton and Rick Pitino at Kentucky, and working as an assistant coach for Sutton at Oklahoma State, and Billy Donovan at Marshall and Florida.

Pelphrey's first Razorback team went 23-12, was 6-2 against ranked teams, reached the finals of the SEC Tournament and advanced to the second round of the NCAA Tournament with a win over No. 24 Indiana. **Sonny Weems** (15.0 ppg, 4.5 rpg) was first-team All-SEC and won the College Slam Dunk championship.

The Razorbacks ushered in a new (old) style of basketball with the hiring of longtime Razorback assistant **Mike Anderson** for the 2011-12 campaign. Anderson left the program in 2002 when Richardson departed and went on to highly successful head coaching stints at UAB and Missouri before returning to Arkansas.

The Razorbacks were 169-102 in Anderson's eight seasons and made five postseason tournament berths – three in the NCAA (2015, 2017 and 2018) and two in the NIT (2014 and 2019). Anderson, who did not have a losing record in his tenure, also produced NBA draft picks **Bobby Portis** and **Daniel Gafford**.

Eric Musselman was named Arkansas' 13th head men's basketball coach on April 7, 2019 and introduced to the fans on April 8. In his first season, the Razorbacks won 20 games before the season was cut short during the SEC Tournament due to CO-VID 19 pandemic. Under his guidance, Arkansas led the NCAA in 3-point field goal percentage (.272) and **Mason Jones** led the NCAA in free throws made (232) and attempted (282) – both school records. Jones was also voted honorable mention All-America and 2020 AP SEC co-Player of the Year as he was the first Razorback to lead the SEC in scoring (22.0 ppg).

The history of Razorback basketball is filled with thrilling and even heart-stopping moments. The Final Four, conference championships and last-second, game-winning jumpers shape the memories of the "greatest" moments in Arkansas history. Following are 10 of those:

No. 2 ARKANSAS 76, No. 6 DUKE 72

NCAA Championship Game

April 4, 1994, at Charlotte, N.C.

Despite Arkansas' incredible basketball success through the years, the Razorbacks had never played for the national championship until their battle with Duke at the Charlotte Coliseum. The Hogs had been ranked No. 1 much of the year, but Duke had won two national titles in the three previous seasons and had defeated Arkansas in the 1990 Final Four at Denver.

Duke controlled the tempo in the first half and Corliss Williamson, who had been nearly unstoppable in the entire tournament, missed his first five shots for the Razorbacks. The Blue Devils led by as many as five points in the opening period, but Scotty Thurman drilled a late three-pointer to give Arkansas a 34-33 halftime advantage.

Corey Beck hit a short jumper early in the second half to give the Hogs a 38-35 lead, but Duke scored 13 unanswered points and suddenly led 48-38 with 17:09 left. While the surge left Duke fans roaring their approval, it also sped up the tempo of the game. The Razorbacks trailed but actually had the Blue Devils right where they wanted them.

Playing at a quicker pace, Arkansas caught up in less than five minutes. When Al Dillard drilled a three with 8:08 remaining to give Arkansas a five-point lead, it looked like momentum had swung to the Hogs for good. Duke fought back and tied the game at 65-65 and finally 70-65 with 1:29 remaining. The Razorbacks took a timeout.

When Dwight Stewart fumbled a pass, he quickly passed it out to Thurman with the shot clock winding down. Thurman had no choice but to shoot. As his shot was narrowly clearing the outstretched hand of Antonio Lang, the shot clock hit zero. The shot, though, was true. It was a dagger to the hearts of the Blue Devils and surpassed U.S. Reed's halfcourt jumper against Louisville as the most famous shot in Arkansas history.

Duke never recovered. Three free throws in the final seconds clinched the 76-72 victory that gave Arkansas the 1994 national championship.

Arkansas 76, Duke 72 Final Four • National Championship Game • April 4, 1994 Charlotte Coliseum • Charlotte, N.C. • Att.: 23,674

Duke		Tot-FG		3-Pt		FT		FTA		Rebounds			PF	TP	A	TO	BLK	S	MIN
#	Player	FG	FGA	FG	FGA	FT	FTA	OF	DE	Tot	PF	TP	A	TO	BLK	S	MIN		
21	Antonio Lang *	6	9	0	0	3	3	3	2	5	5	15	3	5	1	0	34		
33	Grant Hill *	4	11	1	4	3	5	1	13	14	3	12	6	9	3	3	38		
44	Cherokee Parks *	7	10	0	0	0	1	3	4	7	3	14	0	0	2	0	30		
5	Jeff Capel *	6	16	2	6	0	0	1	4	5	3	14	4	6	0	1	35		
20	Chris Collins *	4	11	4	8	0	0	0	0	0	1	12	1	1	1	1	34		
3	Marty Clark	1	6	0	2	1	2	1	0	1	2	3	3	2	0	0	15		
52	Erik Meek	1	2	0	0	0	0	3	4	7	1	2	0	0	0	0	14		
TEAM Totals		29	65	7	20	7	11	14	30	44	18	72	17	23	7	5	200		

FG%	1st Half: 15-39 .484	2nd Half: 14-34 .412	Game: .446	DEADBALL
3-Pt. FG%	1st Half: 2-9 .222	2nd Half: 5-11 .455	Game: .350	REBOUNDS
F Throw%	1st Half: 1-3 .333	2nd Half: 6-8 .750	Game: .636	1

Arkansas		Tot-FG		3-Pt		FT		FTA		Rebounds			PF	TP	A	TO	BLK	S	MIN
#	Player	FG	FGA	FG	FGA	FT	FTA	OF	DE	Tot	PF	TP	A	TO	BLK	S	MIN		
23	Ken Biley *	0	0	0	0	0	0	0	0	0	1	0	0	0	0	0	3		
34	Corliss Williamson *	10	24	0	0	3	5	7	1	8	3	23	3	5	2	2	35		
15	Dwight Stewart *	3	11	0	5	0	0	4	5	9	3	6	4	1	0	4	29		
14	Corey Beck *	5	11	0	1	5	8	2	8	10	3	15	4	3	0	1	35		
30	Scotty Thurman *	6	13	3	5	0	0	1	4	5	2	15	1	0	0	1	36		
12	Clint McDaniel	2	5	1	3	2	4	0	2	2	2	7	3	1	0	3	32		
44	Darnell Robinson	1	5	0	0	0	0	1	1	2	1	2	0	1	0	0	12		
3	Al Dillard	1	5	1	4	1	2	1	0	1	1	4	0	0	0	0	8		
22	Davor Rimac	0	1	0	0	0	0	0	0	0	0	0	0	0	1	0	5		
33	Lee Wilson	2	2	0	0	0	0	1	3	4	1	4	0	1	0	0	5		
TEAM Totals		30	77	5	18	11	19	2	2	3	17	76	15	12	3	11	200		


FG%	1st Half: 16-38 .421	2nd Half: 14-39 .359	Game: .390	DEADBALL
3-Pt. FG%	1st Half: 2-5 .400	2nd Half: 3-13 .231	Game: .278	REBOUNDS
F Throw%	1st Half: 0-0 .000	2nd Half: 11-19 .579	Game: .579	6

Technical fouls: None

Score by Periods	1st	2nd	Total
Duke	33	39	72
Arkansas	34	42	76



Corey Beck had 15 points, a team-high 10 rebounds and four assists in the championship game victory over Duke.



No. 5 ARKANSAS 74, No. 2 UCLA 70

NCAA Tournament Regional Semifinal
March 16, 1978, at Albuquerque, N.M.

It had been an incredible year for Arkansas. The Razorbacks repeated as Southwest Conference champs but had to nervously await an NCAA at-large bid when they were eliminated from the league tournament by Houston in the semifinals. The "Triplets," Ron Brewer, Sidney Moncrief and Marvin Delph, were the ringleaders.

Still, the Hogs were underdogs and a new kid on the NCAA block when they faced second-ranked UCLA in the third round at Albuquerque. David Greenwood was the leader of the Bruins, who weren't far removed from their incredible string of NCAA championships.

UCLA was stunned as Arkansas roared to a 40-22 lead that was cut to 42-29 by halftime. The Bruins didn't panic. They pressed the Hogs and took a 60-58 lead.

Brewer tied the game with two free throws, Steve Schall hit a short turnaround and Delph drilled a jump shot to put the Hogs back in front.

Delph sizzled by hitting 11 of his 14 shots, finishing with 23 points. Moncrief had 21 and Brewer 18. Greenwood finished with 17 for UCLA.

The victory moved the Razorbacks a step closer to their eventual trip to the Final Four.

Arkansas 74, UCLA 70 West Regional • Sweet 16 • March 16, 1978 University Arena • Albuquerque, N.M. • Att.: 17,750

UCLA		Tot-FG		Rebounds		Tot		PF		TP		A		TO		BLK		S		MIN	
#	Player	FG	FGA	FT	FTA	Tot	Tot	Tot	Tot	Tot	Tot	Tot	Tot	Tot	Tot	Tot	Tot	Tot	Tot	Tot	Tot
24	David Greenwood *	8	13	1	4	4	5	17	2	2	2	1	1	2	2	1	1	1	1	39	
35	James Wilkes *	3	5	0	0	0	5	6	1	1	0	1	1	0	1	21					
31	Gig Sims *	0	1	0	0	4	2	0	1	1	1	1	0	0	13						
22	Raymond Townsend *	1	11	0	0	2	2	2	2	2	0	0	26								
24	Roy Hamilton *	9	16	1	2	1	4	19	6	3	0	4	36								
14	Brad Holland	5	8	0	0	0	2	8	2	1	0	0	20								
32	Darrel Allums	6	7	0	2	10	4	12	0	2	0	1	27								
50	Marvin Thomas	1	1	0	0	2	0	2	0	0	0	0	1								
55	Kiki Vandeweghe	2	4	0	0	4	0	4	0	1	1	0	17								
TEAM																					
Totals		34	67	2	8	30	24	70	14	13	4	7	200								

FG	1st Half: 14-28 .500	2nd Half: 20-39 .512	Game: .507	DEADBLL
F Throw	1st Half: 1-5 .200	2nd Half: 1-3 .333	Game: .250	REBOUNDS
				2

Arkansas		Tot-FG		Rebounds		Tot		PF		TP		A		TO		BLK		S		MIN	
#	Player	FG	FGA	FT	FTA	Tot	Tot	Tot	Tot	Tot	Tot	Tot	Tot	Tot	Tot	Tot	Tot	Tot	Tot	Tot	Tot
42	Jim Counce *	0	1	2	2	3	0	2	3	5	0	2	39								
44	Marvin Delph *	11	14	1	1	10	2	23	0	3	0	1	40								
30	Steve Schall *	4	7	0	0	2	4	8	1	2	1	2	20								
10	Ron Brewer *	5	14	8	10	5	0	18	5	4	0	0	40								
32	Sidney Moncrief *	7	13	7	13	11	2	21	1	1	1	0	39								
20	Alan Zahn	1	1	0	0	2	3	2	1	1	0	0	21								
24	U.S. Reed	0	0	0	2	0	0	0	0	0	0	0	1								
TEAM																					
Totals		28	50	18	28	36	12	74	11	16	2	5	200								

FG	1st Half: 19-30 .633	2nd Half: 9-20 .450	Game: .560	DEADBLL
F Throw	1st Half: 4-5 .800	2nd Half: 14-23 .608	Game: .642	REBOUNDS
				3

Score by Periods	1st	2nd	Total
UCLA	29	41	70
Arkansas	42	32	74

ARKANSAS IN THE FINAL FOUR

- 1941 - 3RD-T
- 1945 - 3RD-T
- 1978 - 3RD
- 1990 - 3RD-T
- 1994 - NATIONAL CHAMPION
- 1995 - RUNNER-UP



During Arkansas' long, illustrious history, the Razorbacks have been to the NCAA Final Four six times.

The Hogs have earned 30 bids to the NCAA Tournament and made 29 appearances, missing the 1944 event due to a car accident prior to the first-round games.

Only eight schools in the entire country have been to the Final Four more than Arkansas, and only eight schools have earned more than UA's 30 NCAA Tournament bids.

Among SEC schools, only Kentucky has been to the NCAA Tournament more often. In fact, Arkansas, Kentucky, LSU, Georgia, Mississippi State and Florida are the only league schools to reach the Final Four.

It was tougher to get in the tournament in the early days, but it also took fewer games to win the title.

In the 1940s, only eight teams participated in the NCAA Tournament, which first became an event in 1939. Up to that point, the NIT was the top national post-season tournament. Twice in the '40s, the Razorbacks advanced to the Final Four.

The 1941 Hogs roared through the Southwest Conference with a 12-0 mark and carried a 19-2 record into the tournament. Arkansas downed Wyoming, 65-40, to reach the Final Four at Kansas City. Washington State handed the Razorbacks a 64-53 setback, meaning Arkansas and Pittsburgh tied for third since there was no third-place game.

Arkansas returned in 1945, again to Kansas City. Arkansas was 16-8 entering the tournament but edged Oregon, 79-76, to reach the Final Four. Eventual national champion Oklahoma State, which Arkansas had defeated once earlier in the season, downed the Hogs and UA tied Ohio State for third place.

It took 33 years for Arkansas to return. In 1978, the Hogs were SWC champs and beat Weber State, second-ranked UCLA and California-Fullerton to advance to the Final Four at St. Louis. Top-ranked Kentucky led by just one with two minutes to play and posted a 64-59 victory.


There was a third-place game and Ron Brewer hit a buzzer shot from the top of the circle to send the Razorbacks past Notre Dame, 71-69. Brewer had 20 points and Marvin Delph 21 in their final game as Razorbacks.

Nolan Richardson guided the Hogs to the Final Four in 1990, 1994 and 1995.

In 1990, wins over Princeton, Dayton, North Carolina and Texas earned Arkansas a trip to Denver. The Razorbacks were 30-4 heading into a semifinal showdown with Duke.

Richardson took his club to Denver a day early to adjust to the altitude, but the Hogs fell behind early in both halves and used plenty of adrenaline to catch up. Arkansas led 69-62 with 10:38 remaining, but ran out of gas. Duke came back and won, 97-83, but also used most of its energy. The Blue Devils were beaten by Nevada-Las Vegas in the title game while Arkansas tied Georgia Tech for third.





No. 20 ARKANSAS 74, No. 12 LOUISVILLE 73

NCAA Tournament Second Round

March 14, 1981, at Austin, Texas

Defending NCAA champion Louisville and Southwest Conference champion Arkansas clawed at each other for 39 minutes and 55 seconds in the second round of the NCAA Tournament and the scoreboard read Louisville 73, Arkansas 72 after Derek Smith's short jumper for the Cardinals.

The Razorbacks, who had led by six points with 2:13 left, called timeout. U.S. Reed took the inbounds pass and coolly dribbled to midcourt near the sideline. With a second left on the clock, he launched a desperation 49-footer. The only thing desperate after the shot was the look on the faces of the Louisville players as they watched the ball hit nothing but net.


Reed shook hands with everyone on the press table after hitting a shot that will live forever in the minds of Razorback fans. He finished with 19 points. Darrell Walker had 23 and the Hogs were still alive in the NCAA Tournament.

The ultimate came in 1994. The Hogs downed North Carolina A&T, Georgetown, Tulsa and Michigan to advance to the Final Four at Charlotte, N.C. The win over Arizona was Arkansas' first ever in the national semifinals and set up a clash with Duke.

With the score tied with less than a minute to play, a well-defended Scotty Thurman hit a three-pointer to lead the Razorbacks to a 76-72 victory and the national title.

With every starter from the championship squad returning, the Hogs were favored to return to the Final Four in 1995, and they did. Texas Southern, Syracuse, Memphis and Virginia were knocked off along the way to the Final Four at Seattle, but none of the wins came by more than six points.

Arkansas fell behind early but rallied to get by North Carolina in the semifinals. Playing in the NCAA championship game for the second straight year, Arkansas came up short in an 89-78 loss to UCLA.



COREY BECK averaged 12.0 points, 7.0 rebounds and 4.0 assists in earning Final Four All-Tournament honors in 1994.

Arkansas 74, Louisville 73

Midwest Regional • Second Round • March 14, 1981
Frank Erwin Center • Austin, Texas • Att.: 8,523

Arkansas		Tot-FG		Rebounds									
#	Player	FG	FGA	FT	FTA	Tot	PF	TP	A	TO	BLK	S	MIN
40	Tony Brown*	1	3	0	0	2	5	2	0	2	0	1	3
42	Keith Peterson*	2	4	4	6	6	3	8	0	2	0	1	39
44	Scott Hastings*	2	8	8	8	8	4	12	0	2	0	0	32
20	Darrell Walker*	9	15	5	7	4	3	23	3	1	0	2	40
24	U.S. Reed*	7	14	5	6	6	3	19	6	5	1	3	40
43	Greg Skulman	0	0	0	0	0	0	0	1	2	0	0	4
34	Mike Young	4	7	2	2	0	2	10	1	5	0	0	25
45	Carey Kelly	0	1	0	1	1	3	0	0	1	0	0	13
12	Brad Friess	0	0	0	0	0	0	0	0	0	0	0	4
TEAM						7							
Totals		25	52	24	30	34	23	74	11	20	1	7	200

FG	1st Half: 15-34 .441	2nd Half: 10-18 .555	Game: .480	DEADBALL
F Throw	1st Half: 7-8 .875	2nd Half: 17-22 .727	Game: .800	REBOUNDS
				0

Louisville		Tot-FG		Rebounds									
#	Player	FG	FGA	FT	FTA	Tot	PF	TP	A	TO	BLK	S	MIN
43	Derek Smith*	5	9	0	0	7	4	10	5	6	1	1	35
22	Rodney McCray*	4	4	3	5	5	5	11	2	1	0	3	25
33	Charles Jones*	4	4	2	4	3	3	10	0	1	4	0	31
4	Lancaster Gordon*	3	6	2	3	4	2	8	1	2	1	1	30
5	Jerry Eaves*	3	11	3	5	4	2	9	3	8	0	1	35
21	Scotter McCray	5	9	1	4	4	4	11	0	0	2	2	23
34	Roger Burkman	0	0	4	4	1	5	4	0	0	0	0	8
44	Poncho Wright	2	5	6	6	0	1	10	1	1	0	2	10
14	Greg Deuser	0	1	0	0	0	0	0	1	1	0	0	3
TEAM						1							
Totals		26	49	21	31	29	26	73	13	20	8	10	200

FG%	1st Half: 12-18 .667	2nd Half: 14-31 .452	Game: .531	DEADBALL
F Throw%	1st Half: 9-15 .600	2nd Half: 12-15 .800	Game: .677	REBOUNDS
				2

Technical fouls: None

Score by Periods	1st	2nd	Total
Arkansas	37	37	74
Louisville	33	40	73



No. 7 ARKANSAS 106, No. 23 LSU 92
March 3, 1992, at Fayetteville

It was Arkansas' first year as a member of the Southeastern Conference (SEC). Earlier in the season, Todd Day had exploded for a career-high 43 points as the Razorbacks defeated LSU, 101-90, at Baton Rouge. The Tigers recovered from the defeat, though, and by the time they arrived at Barnhill Arena, they had tied the Hogs for the SEC lead.

LSU's first ever visit to Fayetteville would determine the SEC championship.

The Tigers started strong. Shaquille O'Neal did his best to quiet an overflow crowd of 9,518 with 11 points in the opening half as LSU roared to a 51-36 advantage. O'Neal, however, scored his last points with 11:37 remaining to give the Tigers a 69-58 lead before the Razorbacks charged back.

Lee Mayberry, who hit a then-school record nine three-point field goals and finished with 35 points, teamed with Day, who finished with 27, to bring the Hogs from behind. Mayberry's last three-pointer tied the game at 87-all and Oliver Miller blocked O'Neal's shot at the buzzer to force overtime.

Arkansas blitzed the Tigers, 19-5, in the extra period. Day scored nine points and Mayberry had four during that time. The victory sent Barnhill Arena into a frenzy and the Razorbacks on the way to their first SEC title.

Arkansas 106, LSU 92 (OT)
Barnhill Arena • Fayetteville, Ark. • Att.: 9,518

#	Player	Tot-FG		3-Pt		FT	FTA	Rebounds			PF	TP	A	TO	BLK	S	MIN
		FG	FGA	FG	FGA			OF	DE	Tot							
22	Clarence Cessar *	6	15	3	8	0	0	2	6	8	5	15	6	2	1	3	37
24	Vernel Singleton *	6	8	1	1	10	11	5	2	7	5	23	1	2	0	0	37
33	Shaquille O'Neal *	9	17	0	0	3	5	5	9	14	3	21	0	2	2	0	42
4	Jamie Brandon *	5	10	2	4	0	0	2	1	3	3	12	8	3	0	0	44
10	Maurice Williamson *	6	11	4	5	1	2	0	0	0	3	17	4	2	0	2	34
43	Geert Hamink	0	0	0	0	0	0	0	1	1	0	0	1	1	0	0	3
25	Paul Marshall	0	2	0	2	0	0	0	0	0	1	0	1	0	0	1	11
5	Justin Anderson	1	5	1	4	1	2	1	0	1	2	4	2	1	0	0	15
32	Harold Boudreaux	0	0	0	0	0	0	0	0	0	0	0	0	0	0	0	1
11	Mike Hansen	0	0	0	0	0	0	0	0	0	0	0	0	1	0	0	1
	TEAM							2	0	2							
	Totals	33	68	11	24	15	20	17	19	36	22	92	23	14	3	6	225

FG%	1st Half: 21-35 .571	2nd Half: 12-33 .364	Game: .485	DEADBALL
3-Pt. FG%	1st Half: 7-14 .500	2nd Half: 4-10 .400	Game: .417	REBOUNDS
F Throw%	1st Half: 2-5 .400	2nd Half: 13-15 .867	Game: .750	3

#	Player	Tot-FG		3-Pt		FT	FTA	Rebounds			PF	TP	A	TO	BLK	S	MIN
		FG	FGA	FG	FGA			OF	DE	Tot							
34	Roosevelt Wallace *	4	7	0	0	0	2	2	4	6	0	8	2	2	0	0	15
3	Warren Linn *	5	9	3	6	0	0	0	1	1	1	13	3	0	0	0	34
25	Oliver Miller *	4	6	0	1	2	4	3	7	10	4	10	2	2	3	3	41
10	Todd Day *	7	13	1	4	12	15	3	5	8	3	27	3	3	0	3	43
11	Lee Mayberry *	12	18	9	12	2	2	1	1	2	0	35	7	2	0	3	42
35	Isalah Morris	1	4	0	0	0	0	0	0	0	1	2	0	0	0	0	9
21	Darrell Hawkins	4	7	0	0	3	3	0	0	0	3	11	0	1	0	0	28
23	Ken Biley	0	0	0	0	0	0	0	0	0	0	0	1	0	0	0	3
20	Robert Shepherd	0	0	0	0	0	0	0	0	0	0	0	1	0	0	0	8
12	Clint McDaniel	0	0	0	0	0	0	0	0	0	0	0	0	1	0	0	2
	TEAM							2	1	3							
	Totals	37	64	13	23	19	26	11	19	30	12	106	19	11	3	9	225

FG%	1st Half: 14-29 .483	2nd Half: 23-35 .657	Game: .578	DEADBALL
3-Pt. FG%	1st Half: 6-10 .600	2nd Half: 7-13 .538	Game: .565	REBOUNDS
F Throw%	1st Half: 2-7 .286	2nd Half: 17-19 .895	Game: .731	5

Score by Periods	1st	2nd	OT	Total
LSU	51	36	5	92
Arkansas	36	51	19	106

1994 NATIONAL CHAMPIONSHIP

Without a senior in the starting lineup, playing in the most palatial arena in college basketball with the President of the United States attending four games and led by a coach with a system that could not be drawn up on a blackboard, Arkansas vaulted into the elite of the elite when the Razorbacks won the 1994 NCAA Championship.

Construction workers built Bud Walton Arena in record time and the 19,200-seat showcase dazzled fans and opponents as much as the Razorbacks did. Sellout crowds each time the doors were opened watched the Hogs go 16-0 at home. Only one game, the 84-83 victory over LSU, was decided by fewer than 10 points. Arkansas won those 16 games by an average of 30 points.

Arkansas blitzed Murray State, 93-67, in the Bud Walton Arena opener on Nov. 29, but the building was dedicated a few nights later when Missouri came to Fayetteville for an ESPN showcase game. The Dec. 2 game was decided in the first few minutes as Arkansas roared to a 120-68 victory over a Missouri club that went unbeaten in the Big Eight and came within one victory of reaching the Final Four.

Ranked No. 1 nationally for 10 weeks during the regular season, the Hogs lost only twice during the regular campaign. Alabama beat Arkansas, 66-64, in Tuscaloosa, and Mississippi State edged the Hogs, 72-71, in Starkville.

Sophomores Corliss Williamson and Scotty Thurman carried much of the load, while junior Corey Beck was the blue collar leader. When the Hogs had to score, they went inside to Williamson, who averaged 20.4 points per game. He shot 62.6 from the field and 70 percent at the free throw line.

Thurman, though, was the last-minute hero. His three-pointer with seven seconds left gave Arkansas a one-point victory at Tennessee. He hit another three in the last 30 seconds to lift the Hogs past LSU at Baton Rouge in overtime.

Beck did much of the dirty work, defending with tenacity and leading the team in assists. He and junior Clint McDaniel were probably the best defensive guards in college basketball. Head coach Nolan Richardson certainly thought so. McDaniel also provided perimeter firepower, as did junior Dwight Stewart, Arkansas' fifth starter who was more a forward than a center.

Richardson used a deep bench to guide the Hogs to a 24-2 regular season finish. Al Dillard brought instant offense into any contest with his incredible three-point shooting range. He was Arkansas' third-leading scorer behind Williamson and Thurman (15.9 ppg) with an 8.9 average even though he played just more than 12 minutes a game. Roger Crawford, one of only two seniors on the squad, also brought instant firepower off the bench, but he was injured early in the NCAA Tournament run and was not available for the Final Four.

In his honor, UA players wore a No. 31 patch on their jerseys.

Freshmen Darnell Robinson and Lee Wilson, a pair of 6-11 centers, gave the Hogs size they didn't have in 1993 when they won 22 games and reached the Sweet 16 before falling to eventual national champion North Carolina. Senior Ken Biley and junior Elmer Martin also made significant contributions.

When President Bill Clinton visited Bud Walton Arena for a Dec. 28 blowout of Texas Southern, no one realized it would be a preview of later visits to the NCAA Tournament. The nation's most recognizable Razorback fan later appeared on the cover of Sports Illustrated wearing sweats presented by Richardson.

A 13-game winning streak was snapped by Kentucky in the SEC Tournament, but the Razorbacks were still seeded first in the Midwest Regional at Oklahoma City. Williamson scored 24 points and had seven rebounds in a 94-79 first-round victory over North Carolina A&T. He followed with 21 points and Robinson, making a surprise start, added 13 in the 85-73 second-round win over Georgetown.

Earlier in the year, Tulsa gave Arkansas a scare before the Hogs won in overtime, 93-91, in Tulsa. The Golden Hurricane surprised UCLA and Oklahoma State to reach the Sweet 16 with Arkansas in Dallas. This one was no contest as Williamson and Thurman scored 21 each, and McDaniel 19 in a 103-84 victory.

Michigan was Arkansas' regional final foe and the Hogs could not contain Juwan Howard, but neither could the Wolverines handle Thurman. With Williamson smothered by Michigan's inside defense and held to 12 points, Thurman tossed in 20 as Arkansas reached the Final Four with a 76-68 win attended by President Clinton.

By the time the Hogs arrived at Charlotte, N.C., they were a confident bunch. They also had been somehow convinced by Richardson that they were not nationally respected, even though they had been ranked No. 1. Arizona was the semifinal opponent and the Wildcat guards, Damon Stoudamire and Khalid Reeves, were billed as the top offensive guards in the nation.

Beck and McDaniel were motivated to the hilt and smothered them. They combined to hit just 11 of their 43 shots, including just two of 22 three-point attempts. Williamson scored 29 points and grabbed 13 rebounds, and the Hogs advanced to the championship game with a 91-82 victory.

An entire state stood still on April 4, 1994. Arkansas fans who could not be there (more than 3,000 made the trip to Charlotte) watched and listened in every corner of the state. President Clinton was there again, and so was Duke, the 1991 and '92 national champion.

After an airtight first half that ended with Arkansas holding a 34-33 lead, Duke jumped out to a 10-point advantage in the first three minutes of the second half. However, the pace of the game picked up during the run and it never slowed down. The Razorbacks took advantage and were even with the Devils less than five minutes later.

When Arkansas built a 70-65 lead late in the contest it looked safe, but Grant Hill's three tied the game with 1:29 remaining.

Although Williamson finished with 23 points, there was no doubt who would take the next shot for Arkansas. Thurman launched a high-arching three-point attempt with only seconds left on the shot clock. The shot fell with 51 seconds left and when it settled through the net, the outcome had been determined. A pair of free throws by McDaniel and another by Dillard sealed Duke's fate, 76-72.

Once the national championship belonged to the Hogs, an entire state celebrated. President Clinton embraced Richardson on the court and later officially honored the Razorbacks at the White House.

The 1994 NCAA championship trophy is on display at Bud Walton Arena.



CORLISS WILLIAMSON was named the Most Outstanding Player of the 1994 Final Four after averaging 26.0 points and 10.5 rebounds in Arkansas' two wins.



No. 3 ARKANSAS 103, TEXAS 96
Feb. 4, 1990, at Austin, Texas

Arkansas already had a two-game lead over Texas in the Southwest Conference when the Razorbacks invaded Austin for a nationally televised game.

The Hogs owned a four-game winning streak over the Longhorns, and it was a must-win situation for Texas. The Razorbacks led for most of the first half but Texas gained a five-point advantage midway through the second half. It was 77-72 'Horns when Todd Day fouled out for Arkansas 3:31 from the end.

Texas still led, 86-83, and had Travis Mays at the free throw line with 12 seconds left, but Mays missed the free throw and Lee Mayberry stunned the Texas crowd of more than 16,000 with a long three-pointer three seconds from the buzzer to send the game into overtime.

Arkansas made sure Texas never recovered. A three-pointer by Ernie Murry got the Hogs started and Mayberry's jumper at 3:20 put the Hogs in front to stay. Mayberry and Lenzie Howell each scored 23 points to offset 24 by Joey Wright, 23 by Mays and 22 by Lance Blanks. The victory gave Arkansas a three-game lead it never surrendered on its way to the SWC title.

Arkansas 103, Texas 96 (OT)
Erwin Center • Austin, Texas • Att.: 16,231

Arkansas		Tot-FG		3-Pt			Rebounds					PF		TP		A		TO		BLK		S		MIN	
#	Player	FG	FGA	FG	FGA	FT	FTA	OF	DE	Tot	PF	TP	A	TO	BLK	S	MIN								
10	Todd Day *	7	16	0	0	3	4	3	2	5	5	17	1	3	2	3	33								
24	Lenzie Howell *	10	19	0	0	3	5	1	3	4	2	23	2	3	1	3	31								
55	Mario Credit *	0	2	0	0	0	0	1	1	2	2	0	0	0	1	2	10								
11	Lee Mayberry *	9	16	2	4	3	3	1	6	7	4	23	3	5	0	0	43								
20	Arlyn Bowers *	0	4	0	1	2	2	0	1	1	3	2	0	0	0	0	11								
14	Ernie Murry	3	6	2	3	1	1	1	3	4	2	9	2	0	0	0	18								
21	Darrell Hawkins	1	2	0	0	0	0	0	1	1	0	2	0	2	0	0	6								
22	Cannon Whitby	0	0	0	0	0	0	0	0	0	0	0	0	0	0	0	1								
25	Oliver Miller	3	11	0	0	2	2	5	8	13	4	8	0	4	10	4	32								
31	Ron Huery	4	7	0	0	7	9	0	3	3	4	15	4	1	2	0	32								
42	Larry Marks	2	3	0	0	0	0	0	0	0	0	4	0	0	0	0	8								
TEAM								1		4															
Totals		39	86	4	8	21	26	13	32	45	26	103	12	18	16	14	225								
FG%		1st Half: 18-38 .473				2nd Half: 21-48 .437				Game: .453				DEADBALL REBOUNDS											
3-Pt. FG%		1st Half: 1-4 .250				2nd Half: 3-4 .750				Game: .500				REBOUNDS											
F Throw%		1st Half: 7-9 .777				2nd Half: 14-17 .823				Game: .807				1											

Texas		Tot-FG		3-Pt			Rebounds					PF		TP		A		TO		BLK		S		MIN	
#	Player	FG	FGA	FG	FGA	FT	FTA	OF	DE	Tot	PF	TP	A	TO	BLK	S	MIN								
32	Lance Blanks *	4	15	1	4	13	14	1	4	5	3	22	5	2	0	4	45								
42	Locksley Collie *	4	14	0	0	7	12	9	7	16	5	15	1	4	0	0	38								
44	Guillermo Myers *	5	8	0	0	0	1	6	7	13	4	10	0	2	3	1	36								
12	Joey Wright *	7	15	3	6	7	7	2	4	6	3	24	4	9	0	1	44								
14	Travis Mays *	9	23	3	9	2	3	2	8	10	4	23	1	6	1	2	45								
3	Benford Williams	1	5	0	0	0	0	3	3	6	4	2	0	1	1	0	13								
11	Courtney Jeans	0	0	0	0	0	0	0	1	1	0	0	0	1	0	0	2								
55	George Muller	0	0	0	0	0	0	0	1	1	0	0	0	0	0	0	2								
TEAM								0		2															
Totals		30	80	7	19	29	37	23	37	60	23	96	11	25	5	8	225								
FG%		1st Half: 13-35 .371				2nd Half: 17-45 .378				Game: .375				DEADBALL REBOUNDS											
3-Pt. FG%		1st Half: 2-6 .333				2nd Half: 5-13 .385				Game: .368				REBOUNDS											
F Throw%		1st Half: 12-14 .857				2nd Half: 17-23 .739				Game: .784				4											

Score by Periods	1st	2nd	OT	Total
Arkansas	44	42	17	103
Texas	40	46	10	96

NCAA LEADERS

NCAA INDIVIDUAL STATISTICAL LEADERS

2020	Mason Jones, 232 free throws made
2020	Mason Jones, 282 free throw attempts
1991	Oliver Miller, 70.4 field goal percentage (254-361)
1976	Sidney Moncrief, 66.5 field goal percentage (149-224)*
1974	Rickey Medlock, 91.6 free throw percentage (87-95)
1961-63	Tommy Boyer, 89.2 career free throw pct. (315-353)**
1963	Tommy Boyer, 44 consecutive free throws**
1963	Tommy Boyer, 91.3 free throw percentage (147-161)
1962	Tommy Boyer, 93.3 free throw percentage (125-134)

* All-time NCAA record for a freshman

** Since broken

NCAA TEAM STATISTICAL LEADERS

2020	.272 three-point field goal percentage defense
2000	6.65 turnover margin
1999	292 three-point field goals made
1995	361 three-point field goals made*
1995	721 assists
1995	3,416 points scored
1995	445 steals
1995	39 games played
1994	91.2 winning percentage (31-3)
1994	301 three-point field goals made
1994	687 assists
1994	20.2 assists per game
1994	91.2 winning percentage (31-3)
1994	17.9-point margin of victory (93.4-75.6)
1992	674 assists
1991	3,783 points scored
1991	467 steals
1989	11.6 steals (372 in 32 games)
1978	54.6 field goal percentage (1,060-1,943)
1977	54.5 field goal percentage (849-1,558)
1962	77.6 free throw percentage (502-647)

* All-time NCAA record



No. 9 ARKANSAS 94, No. 5 KENTUCKY 92

Jan. 29, 1995, at Fayetteville

Kentucky's second-ever trip to Fayetteville was a highly-anticipated event. CBS moved the game to Super Bowl Sunday to ensure a large audience for the nationally televised event.

By halftime it was obvious another special event was taking place, just as every Arkansas-Kentucky game had been. The Wildcats led by one when Reggie Garrett stunned the visitors with a halfcourt buzzer shot to give Arkansas a 49-47 halftime lead.

Arkansas was tied or led the entire second half until Walter McCarty's short jumper gave Kentucky an 82-80 lead with 5:19 left. From that point on, neither team led by more than four, and there were three ties and three lead changes.

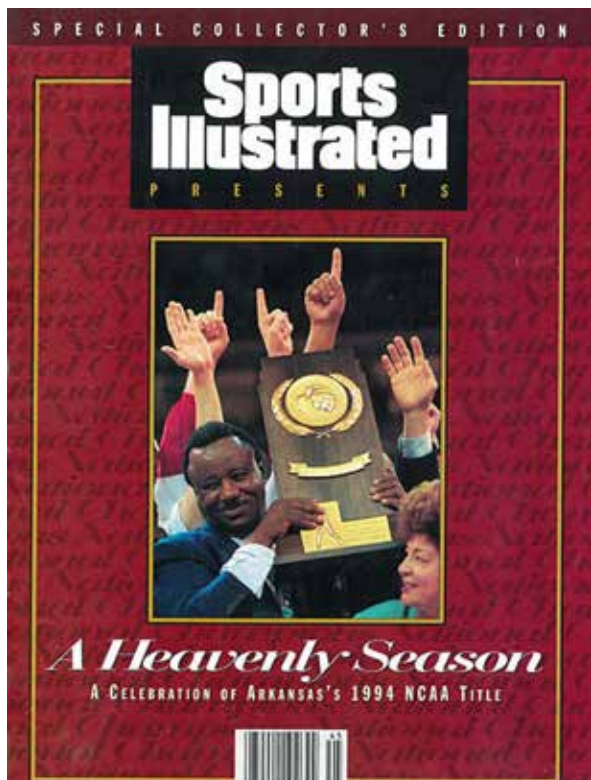
Scotty Thurman, Arkansas' greatest last-second shot maker ever, made sure the crowd went home happy. He drove past UK defenders, pulled up and hit an 18-footer with eight seconds to go to put the Razorbacks in front for good. McDaniel made a baseline steal in the final second and hit a free throw for the final margin.

Thurman and Corliss Williamson combined for 50 points as the Hogs won their fourth straight regular season game over the Wildcats.

Arkansas 94, Kentucky 92 Bud Walton Arena • Fayetteville, Ark. • Att.: 20,298

Kentucky		Tot-FG		3-Pt		Rebounds											
#	Player	FG	FGA	FG	FGA	FT	FTA	OF	DE	Tot	PF	TP	A	TO	BLK	S	MIN
12	Rodrick Rhodes *	4	13	1	6	2	2	0	3	3	2	11	7	4	0	2	35
40	Walter McCarty *	7	9	2	3	0	0	2	5	7	4	16	2	0	0	0	24
10	Andre Riddick *	1	6	0	0	0	1	3	5	8	4	2	1	1	3	0	24
00	Tony Delk *	9	15	6	9	7	8	1	2	3	3	31	2	3	0	1	35
15	Jeff Sheppard *	5	9	2	5	2	2	1	2	3	5	14	2	3	0	0	26
32	Jared Prickett	1	2	0	0	0	0	0	1	1	2	2	0	1	0	0	9
25	Anthony Eggs	2	3	2	3	2	2	0	0	0	0	8	4	1	0	0	15
24	Antoine Walker	1	3	1	1	0	0	0	1	1	1	3	1	2	1	0	12
41	Mark Pope	1	2	0	0	3	4	1	1	2	4	5	0	0	0	0	16
3	Chris Harrison	0	1	0	1	0	0	0	0	0	1	0	0	0	0	0	1
34	Scott Padgett	0	0	0	0	0	0	0	0	0	0	0	0	0	0	0	1
22	Allen Edwards	0	1	0	1	0	0	0	0	0	0	0	0	0	0	0	2
	TEAM									2	2	4					
	Totals	31	64	14	29	16	19	10	22	32	26	92	19	15	4	4	200
	FG	1st Half: 15-30 .500				2nd Half: 16-34 .471				Game: .484		DEADBALL REBOUNDS					
	3-Pt. FG	1st Half: 9-16 .563				2nd Half: 5-13 .385				Game: .483		2					
	F Throw	1st Half: 8-11 .727				2nd Half: 8-8 1.000				Game: .842							

Arkansas		Tot-FG		3-Pt		Rebounds											
#	Player	FG	FGA	FG	FGA	FT	FTA	OF	DE	Tot	PF	TP	A	TO	BLK	S	MIN
34	Corliss Williamson *	9	15	0	0	10	13	2	7	9	1	28	3	2	3	2	33
30	Scotty Thurman *	5	6	4	5	8	8	0	4	4	2	22	2	2	0	1	37
15	Dwight Stewart *	2	7	2	5	0	0	0	3	3	5	6	2	3	2	0	19
12	Clint McDaniel *	2	5	1	4	4	6	1	0	1	2	9	4	2	0	2	30
14	Corey Beck *	2	5	0	1	4	5	2	4	6	4	8	8	4	0	1	36
23	Reggie Garrett	3	6	1	2	1	1	0	0	0	4	8	0	1	0	0	17
44	Darnell Robinson	4	8	0	2	0	0	2	2	4	1	8	1	3	1	1	16
3	Al Dillard	2	4	1	2	0	0	0	0	0	1	5	0	1	0	0	8
33	Lee Wilson	0	1	0	0	0	0	1	1	2	0	0	0	0	1	0	3
21	Landis Williams	0	0	0	0	0	0	0	0	0	0	0	0	0	0	0	1
	TEAM									1	3	4					
	Totals	29	57	9	21	27	33	9	24	33	20	94	20	18	7	7	200
	FG	1st Half: 14-28 .500				2nd Half: 15-29 .517				Game: .509		DEADBALL REBOUNDS					
	3-Pt. FG	1st Half: 7-12 .583				2nd Half: 2-9 .222				Game: .429		3					
	F Throw	1st Half: 14-16 .875				2nd Half: 13-17 .765				Game: .818							
	Score by Periods	1st	2nd	Total													
	Kentucky	47	45	92													
	Arkansas	49	45	94													




ALL-AMERICANS

- 1928 Glen Rose
- 1929 Gene Lambert
Tom Pickell
- 1930 Wear Schoonover
- 1931 James "Doc" Sexton
- 1932 James "Doc" Sexton
- 1936 Ike Poole
- 1938 Jack Robbins
- 1941 John Adams
- 1943 Clayton White
- 1946 Bill Flynt
George Kok
- 1948 George Kok
- 1958 Fred Grim
- 1960 Clyde Rhoden
- 1961 Jerry Carlton
- 1962 Jerry Carlton
- 1963 Tommy Boyer
- 1973 Martin Terry
- 1977 Marvin Delph
Sidney Moncrief
- 1978 Ron Brewer
Marvin Delph
Sidney Moncrief
- 1979 Ron Brewer
Sidney Moncrief
- 1981 Scott Hastings
- 1982 Scott Hastings
- 1938 Darrell Walker
- 1984 Alvin Robertson
- 1990 Todd Day
- 1991 Todd Day
- 1992 Todd Day
Lee Mayberry
- 1994 Scotty Thurman
Corliss Williamson
- 1995 Scotty Thurman
Corliss Williamson
- 2001 Joe Johnson
- 2006 Ronnie Brewer
- 2015 Bobby Portis
- 2019 Daniel Gafford
- 2020 Mason Jones



JOHN ADAMS
1941 - Helms - 1st
CON - 2nd




TOMMY BOYER
1963 - UPI, CON - HM



RON BREWER
1977 - Helms
1978 - CON, USBWA, WA, Helms - 1st
AP - 2nd
BW - 3rd



RONNIE BREWER
2006 - BT - 3rd
AP, Cl.com - HM




JERRY CARLTON
1961 - CON - HM
1962 - CON - HM



TODD DAY
1990 - BT - 3rd
1991 - WA - 1st
AP - 2nd
BT, NABC, BW - 3rd
1992 - WA - 1st
NABC, TSN, BW - 2nd
AP & UPI - 3rd




MARVIN DELPH
1977 - AP, TSN - HM
1978 - CON - 2nd



BILL FLYNT
1946 - Helms - 2nd



DANIEL GAFFORD
2019 - AP - HM



FRED GRIM
1958 - AP - HM



SCOTT HASTINGS
1981 - Helms - 1st
1982 - Helms - 1st




JOE JOHNSON
2001 - AP - HM



MASON JONES
2020 - AP - HM



GEORGE KOK
1946 - SN - 2nd
1948 - AP - 3rd



GENE LAMBERT
1929 - Helms - 1st




LEE MAYBERRY
1992 - AP, BT, NABC 3rd



SIDNEY MONCRIEF
1977 - AP, TSN - HM
1978 - WA - 1st
UPI 2nd
AP, NABC - 3rd
1979 - AP, CON, NABC, USBWA,
WA, Helms - 1st
TSN, UPI - 2nd



TOM PICKELL
1929 - CHM



IKE POOLE
1936 - Helms - 1st
CON - 2nd



BOBBY PORTIS
2015 - AP, USBWA - 2nd
TSN - 3rd




CLYDE RHODEN
1960 - CON - HM



JACK ROBBINS
1938 - NEA - 3rd



ALVIN ROBERTSON
1984 - UPI- 2nd
AP - 3rd



GLEN ROSE
1928 - Helms - 1st



WEAR SCHOONOVER
1930 - CHM - 2nd



JAMES "DOC" SEXTON
1932 - CHM - 3rd
1931 - CHM - 3rd


**1978 NABC
GOLDEN ANNIVERSARY
AWARD**



MARTIN TERRY
1973 - Helms Foundation




SCOTTY THURMAN
1994 - AP - HM
1995 - BT - 3rd
AP - HM



DARRELL WALKER
1983 - Helms - 1st
AP, CON, UPI - 2nd



CORLISS WILLIAMSON
1994 - WA 1st
AP, NABC, UPI,
USBWA, BW - 2nd
BT 3rd
1995 - TSN, WA, BW - 1st
AP, NABC, UPI,
USBWA - 2nd



CLAYTON WYNNE
1943 - Pic - 3rd

FRESHMEN ALL-AMERICANS



PATRICK BEVERLEY
2007
Cl.com - 1st
BT - 2nd
Rivals - 3rd
CH.net - 3rd



RONNIE BREWER
2004
Rivals.com - 2nd
CBN - 3rd




COURTNEY FORTSON
2009
CH.net - 3rd




JOE JOHNSON
2000
BT - 2nd



MARSHAWN POWELL
2010
Rivals - 3rd



SCOTTY THURMAN
1993
TSN - 1st



CORLISS WILLIAMSON
1993
TSN - 1st

Note: **AP** (1948-Present) and **UPI** (1949-96) selected only a first team until 1951; **College Humor Magazine** selected teams from 1929-33 and in 1936; **Converse Yearbook** selected teams from 1932-83; the **Helms Foundation** (1905-83) selected only a first team; the **NABC** selected only a first team until 1948; **NEA** (Newspaper Enterprise Association) selected teams from 1917-73; **Pic Magazine** selected teams from 1942-44; **The Sporting News** selected teams from 1943-46 and since 1997; the **USBWA** (United States Basketball Writers Association) selected a 10-player first team from 1957-83, five-player first and second teams from 1984-97 and added a third team in 1998; and the **Wooden Award** has selected a first and second team since 1977.

LEGEND

AP - Associated Press
 BW - *Basketball Weekly*
 CBN - College Basketball News
 CHM - College Humor Magazine
 Helms - Helms Foundation
 NEA - Newspaper Enterprises Association
 TSN - The Sporting News
 USBWA - United States Basketball Writers Association

BT - *Basketball Times*
 CON - Converse Yearbook
 CH.net - CollegeHoops.net
 Cl.com - CollegeInsider.com
 NABC - National Association of Basketball Coaches
 Pic - Pic Magazine
 UPI - United Press International
 WA - Wooden Award



SCOTTY THURMAN is the only player in program history to earn first team All-SEC honors three times.

ALL-SEC

		Coach	AP
2020	Mason Jones	1st	1st
2019	Daniel Gafford	1st	1st
2018	Jaylen Barford	1st	2nd
	Daryl Macon	2nd	1st
2017	Moses Kingsley	2nd	2nd
2016	Moses Kingsley	2nd	2nd
2015	Bobby Portis	1st	1st
	Michael Qualls	2nd	2nd
2014	Bobby Portis	2nd	-
2013	BJ Young	2nd	HM
	Marshawn Powell	2nd	HM
2012	BJ Young	2nd	HM
2011	Rotnei Clarke	2nd	HM
2010	Courtney Fortson	2nd	HM
2009	Mike Washington	2nd	2nd
2008	Sonny Weems	1st	2nd
2007	Patrick Beverley	2nd	-
2006	Ronnie Brewer	1st	1st
	Jonathon Modica	2nd	HM
2005	Ronnie Brewer	1st	2nd
2004	Jonathon Modica	2nd	-
2002	Jannero Pargo	3rd	3rd
2001	Joe Johnson	2nd	3rd
	Jannero Pargo	3rd	3rd
2000	Joe Johnson	3rd	2nd
1999	Derek Hood	2nd	2nd
1998	Nick Davis	2nd	1st
	Pat Bradley	2nd	2nd
1997	Pat Bradley	3rd	3rd
	Derek Hood	3rd	3rd
1995	Scotty Thurman	1st	1st
	Corliss Williamson	1st	1st
	Corey Beck	-	3rd
	Clint McDaniel	-	3rd
1994	Scotty Thurman	1st	1st
	Corliss Williamson	1st	1st

1993	Scotty Thurman	1st	2nd
	Darrell Hawkins	2nd	3rd
	Corliss Williamson	2nd	-
1992	Todd Day	1st *	1st
	Lee Mayberry	1st *	1st
	Oliver Miller	-	3rd

* One, 11-man team for 1992 season.

SEC ALL-FRESHMAN SELECTIONS

2019	Isaiah Joe
2018	Daniel Gafford
2015	Anton Beard
2014	Bobby Portis
2012	BJ Young
2010	Marshawn Powell
2009	Courtney Fortson
2007	Patrick Beverley
2005	Darian Townes
2004	Ronnie Brewer
	Olu Famutimi
2003	Jonathon Modica
2000	Joe Johnson
1997	Glendon Alexander
1996	Kareem Reid
1994	Darnell Robinson
1993	Scotty Thurman
	Corliss Williamson

SEC PLAYER OF THE YEAR (Coaches)

2015	Bobby Portis
1995	Corliss Williamson
1994	Corliss Williamson

SEC PLAYER OF THE YEAR (AP)

2020	Mason Jones (co)
2015	Bobby Portis
1995	Corliss Williamson
1994	Corliss Williamson

SEC NEWCOMER PLAYER OF THE YEAR (AP)

2007	Patrick Beverley
2000	Joe Johnson

SEC FRESHMAN OF THE YEAR

2007	Patrick Beverley
------	------------------

SEC DEFENSIVE PLAYER OF THE YEAR

2007	Steven Hill
------	-------------

SEC ALL-DEFENSIVE TEAM

(Selected in '91 and '92; and started again in '08)

2019	Daniel Gafford
2017	Moses Kingsley
2016	Moses Kingsley
2011	Delvon Johnson
2008	Steven Hill
1992	Lee Mayberry

SEC SIXTH MAN OF THE YEAR

2006	Eric Ferguson
------	---------------

SEC PRESEASON PLAYER OF THE YEAR

2016	Moses Kingsley
2005	Ronnie Brewer
2001	Joe Johnson

SEC PLAYERS OF THE WEEK

2019-20	Mason Jones	Nov. 11
	Mason Jones	Dec. 16
	Isaiah Joe	Dec. 30
	Mason Jones	Feb. 3
	Mason Jones #	Mar. 2
2018-19	Daniel Gafford	Nov. 19
	Isaiah Joe *	Dec. 3
	Daniel Gafford	Mar. 11
2014-18	Daryl Macon	Dec. 18
	Daryl Macon	Jan. 1
	Daryl Macon	Jan. 29
2016-17	Daryl Macon	Feb. 20
2015-16	Anthlon Bell	Jan. 11
	Moses Kingsley	Feb. 1
2014-15	Michael Qualls	Dec. 1
	Bobby Portis	Jan. 12
	Bobby Portis	Feb. 16
2012-13	BJ Young	Dec. 31
	Marshawn Powell	Feb. 18
2010-11	Rotnei Clarke	Jan. 31
	Rotnei Clarke	Feb. 28
2009-10	Rotnei Clarke	Nov. 16
	Courtney Fortson	Feb. 8
2008-09	Michael Washington	Nov. 17
	Courtney Fortson *	Dec. 15
	Michael Washington	Jan. 5
2007-08	Sonny Weems	Feb. 4
2006-07	Gary Ervin	Jan. 8
	Gary Erwin	Mar. 5
2005-06	Jonathon Modica	Feb. 6
2004-05	Jonathon Modica	Feb. 14
2001-02	Jannero Pargo	Dec. 23
	Jannero Pargo	Jan. 28
2000-01	Jannero Pargo	Jan. 22
1997-98	Kareem Reid	Dec. 15
1994-95	Corliss Williamson	Feb. 13
	Scotty Thurman	Feb. 20
1993-94	Scotty Thurman	Feb. 7
	Scotty Thurman	Feb. 21
	Corliss Williamson	Feb. 28
1991-92	Todd Day	Jan. 13
	Todd Day	Mar. 2

* - won Player of the Week as a Freshman

- 1 of 3 SEC to be 4-time honoree in a season

SEC FRESHMAN POW (Beginning in 2007)

2017-18	Daniel Gafford	Dec. 11
	Daniel Gafford	Jan. 22
	Daniel Gafford	Feb. 19
2014-15	Anton Beard	Feb. 23
2012-13	Bobby Portis	Dec. 9
	Bobby Portis	Jan. 6
	Bobby Portis	Feb. 10
2011-12	BJ Young	Jan. 9
2009-10	Marshawn Powell	Feb. 1
2008-09	Courtney Fortson	Dec. 22
2006-07	Patrick Beverley	Nov. 13
	Patrick Beverley	Nov. 27
	Patrick Beverley	Feb. 19



MOSES KINGSLEY is the only Razorback to be named All-SEC and SEC All-Defensive team twice.



BOBBY PORTIS became the first player in program history with 1,000 points and 500 rebounds as a sophomore. He was consensus SEC and USBWA District Player of the Year in 2015.

SEC COMMUNITY SERVICE TEAM

- 2020 Adrio Bailey
- 2019 Adrio Bailey
- 2018 Trey Thompson
- 2017 Moses Kingsley
- 2016 Keaton Miles
- 2015 Moses Kingsley
- 2014 Kikko Haydar
- 2013 Kikko Haydar
- 2012 Michael Sanchez
- 2011 Marcus Britt
- 2010 Rotnei Clarke
- 2009 Michael Sanchez
- 2008 Darian Townes
- 2007 Sean McCurdy
- 2006 Dontell Jefferson
- 2005 Steven Hill
- 2004 Billy Pharis
- 2003 Blake Eddins
- 2002 Blake Eddins
- 2001 Brandon Davis
- 2000 Brandon Davis
- 1999 Pat Bradley

SEC ACADEMIC HONOR ROLL

- 2020 Ty Stevens
- 2019 Jonathan Holmes • Gabe Osabuohien
- 2018 Trey Thompson
- 2017 Robert Glasper • Jonathan Holmes
Moses Kingsley • Manuale Watkins
- 2016 Anthlon Bell • Lorenzo Jenkins
Moses Kingsley • Dustin Thomas
Trey Thompson, • Manuale Watkins
Jimmy Whitt Jr.
- 2015 Nick Babb • Dusty Hannahs,
Moses Kingsley • Bobby Portis
Trey Thompson • Manuale Watkins
- 2014 Kikko Haydar • Moses Kingsley
Bobby Portis • Manuale Watkins
- 2013 Kikko Haydar • Charlie Henderson
- 2012 Kikko Haydar • Rickey Scott
- 2011 Kikko Haydar • Jeff Peterson
Rickey Scott
- 2010 Stephen Cox

- 2009 Stephen Cox • John Paul Noland
Michael Sanchez
- 2008 Stephen Cox • Steven Hill
- 2007 Sean McCurdy
- 2006 Preston Cranford • Steven Hill
Sean McCurdy
- 2005 Preston Cranford • Steven Hill
- 2004 Preston Cranford • Billy Pharis
- 2003 Eric Ferguson
- 2001 Dionisio Gomez
- 1999 Lance Keeling
- 1995 Scotty Thurman
- 1994 John Engskov • Dwight Stewart
Scotty Thurman

NATIONAL ASSOCIATION OF BASKETBALL COACHES (NABC) ALL-DISTRICT

- 2020 Mason Jones 1st
- 2019 Daniel Gafford 2nd
- 2018 Jaylen Barford 1st
Daryl Macon 2nd
- 2017 Moses Kingsley 2nd
- 2015 Bobby Portis 1st
Michael Qualls 2nd
- 2013 Marshawn Powell 2nd
- 2009 Michael Washington 2nd
- 2008 Sonny Weems 2nd
- 2007 Patrick Beverley 2nd
- 2006 Ronnie Brewer 1st
- 2005 Ronnie Brewer 1st
- 2002 Jannero Pargo 1st
- 2001 Joe Johnson 1st
- 1999 Derek Hood 2nd
Kareem Reid 2nd
- 1998 Kareem Reid 2nd
- 1997 Kareem Reid 2nd
- 1995 Corliss Williamson 1st
Scotty Thurman 2nd
- 1994 Scotty Thurman 1st
Corliss Williamson 1st
- 1993 Scotty Thurman 2nd
- 1992 Todd Day 1st
Lee Mayberry 2nd
Oliver Miller 2nd
- 1991 Todd Day 1st
Lee Mayberry 1st
Oliver Miller 1st
- 1990 Todd Day 1st
Lenzie Howell 1st
Lee Mayberry 1st
Oliver Miller 1st
- 1988 Andrew Lang 1st
- 1985 Charles Ballentine 1st
Joe Kleine 1st
- 1984 Alvin Robertson 1st
Joe Kleine 2nd
- 1983 Darrell Walker 1st
- 1982 Scott Hastings 1st
- 1981 Scott Hastings 1st
U.S. Reed 1st
- 1980 U.S. Reed 1st
Scott Hastings 2nd
- 1979 Sidney Moncrief 1st

- 1978 Ron Brewer 1st
Marvin Delph 1st
Sidney Moncrief 1st
- 1977 Ron Brewer 1st
Marvin Delph 1st
Sidney Moncrief 1st
- 1976 Marvin Delph 3rd
Daryll Saulsberry 3rd
- 1975 Kent Allison 1st
Rickey Medlock 3rd
- 1974 Dean Tolson 2nd
- 1973 Martin Terry 1st
Dean Tolson 3rd
- 1972 Martin Terry 3rd
- 1968 James Eldridge 3rd
- 1967 Tommy Rowland 2nd
- 1966 Ricky Sugg 2nd
- 1965 Ricky Sugg 3rd
- 1964 Jim Magness 2nd
- 1963 Tommy Boyer 2nd
- 1962 Jerry Carlton 1st
Tommy Boyer 2nd
- 1960 Clyde Rhoden 1st
- 1958 Fred Grim 1st
- 1957 Terry Day
- 1956 Jerald Barnett
- 1955 Buddy Smith
- 1954 Jerald Barnett
- 1953 Gene Lambert
- 1950 Robert Ambler
James Cathcart

UNITED STATES BASKETBALL WRITERS ASSOCIATION (USBWA) ALL-DISTRICT VII

- 2020 Isaiah Joe
Mason Jones
- 2019 Daniel Gafford
Isaiah Joe
- 2018 Jaylen Barford
Daryl Macon
- 2017 Moses Kingsley
- 2016 Moses Kingsley
- 2015 Bobby Portis
Michael Qualls
- 2014 Bobby Portis
- 2013 Marshawn Powell
BJ Young
- 2012 BJ Young
- 2011 Rotnei Clarke
- 2010 Rotnei Clarke
- 2009 Michael Washington
- 2008 Sonny Weems
- 2007 Patrick Beverley
- 2006 Ronnie Brewer
- 2005 Ronnie Brewer
- 2004 Jonathon Modica

USBWA DISTRICT PLAYER OF THE YEAR

- 2015 Bobby Portis



ALL-TOURNAMENT

FINAL FOUR ALL-TOURNAMENT TEAM

- 1995 Clint McDaniel
Corliss Williamson
- 1994 Corey Beck
Scotty Thurman
Corliss Williamson - MVP
- 1978 Ron Brewer

Final Four All-Tournament teams started in 1952

NCAA TOURNAMENT ALL-REGIONAL MIDWEST

- 1995 Scotty Thurman
Corliss Williamson - MVP
- 1994 Clint McDaniel
Scotty Thurman
Corliss Williamson
- 1990 Lenzie Howell - MVP
Lee Mayberry
Oliver Miller
- 1991 Todd Day
Oliver Miller
- 1979 Sidney Moncrief
Steve Schall

MIDEAST

- 1983 Darrell Walker

WEST

- 1978 Ron Brewer - MVP
Marvin Delph
Sidney Moncrief

SEC TOURNAMENT

- 2017 Daryl Macon
- 2015 Michael Qualls
- 2008 Charles Thomas
Darian Townes
- 2007 Sonny Weems
- 2001 Joe Johnson
- 2000 Brandon Dean - MVP
Joe Johnson
- 1999 Derek Hood
Kareem Reid
- 1995 Scotty Thurman
Corliss Williamson
- 1994 Corliss Williamson
- 1992 Todd Day

NABC ALL-STAR GAME PARTICIPANTS

- 1993 Darrell Hawkins
- 1992 Lee Mayberry
- 1991 Ron Huery
- 1988 Andrew Lang
- 1984 Alvin Robertson
- 1983 Darrell Walker
- 1982 Scott Hastings
- 1979 Sidney Moncrief



NAISMITH MEMORIAL BASKETBALL HALL OF FAME

- 2014 Nolan Richardson
- 2019 Sidney Moncrief
- 2020 Eddie Sutton



NATIONAL COLLEGIATE BASKETBALL HALL OF FAME

- 2008 Nolan Richardson
- 2011 Eddie Sutton
- 2018 Sidney Moncrief



SEC LEGENDS

- 2020 Derek Hood
- 2019 Corey Beck
- 2018 Jonathan Modica
- 2017 Oliver Miller
- 2016 Pat Bradley
- 2015 Darrell Walker
- 2014 Clint McDaniel
- 2013 Jerry Carlton
- 2012 Nolan Richardson
- 2011 George Kok
- 2010 Jim Counce
- 2009 Scotty Thurman
- 2008 Corliss Williamson
- 2007 U.S. Reed
- 2006 Marvin Delph
- 2005 Scott Hastings
- 2004 Todd Day
- 2003 Lee Mayberry
- 2002 Ron Brewer
- 2001 Joe Kleine
- 2000 Tommy Boyer
- 1999 Sidney Moncrief

COACH OF THE YEAR

NATIONAL

- 1994 Nolan Richardson - NABC, Naismith, Chevrolet/CBS, Atlanta Tipoff Club, Kodak
- 1978 Eddie Sutton - AP, UPI
- 1977 Eddie Sutton - USBWA Henry Iba Award

NABC DISTRICT 9

- 1994 Nolan Richardson
- 1991 Nolan Richardson
- 1990 Nolan Richardson
- 1978 Eddie Sutton
- 1977 Eddie Sutton

SEC

- 1998 Nolan Richardson - Coaches' & Birmingham Tipoff Club (Rupp Cup)

TEAM USA

OLYMPIANS

- 1984 Joe Kleine
Alvin Robertson

TEAM USA

- 2006 Joe Johnson
- 2008 Joe Johnson
- 2009 Ronnie Brewer



All-SWC (1st Team Only)


- | | | | | | |
|------|-----------------------------------------------|------|--------------------------------------------------|------|-----------------------------------------------------------------|
| 1991 | Todd Day
Lee Mayberry
Oliver Miller | 1961 | Jerry Carlton
Clyde Rhoden
Pat Foster | 1936 | Elwin Gilliland
Jim Lee Howell
Ike Poole |
| 1990 | Todd Day
Lee Mayberry | 1960 | Clyde Rhoden | 1935 | Taft Moody
Ike Poole |
| 1989 | Keith Wilson | 1958 | Fred Grim | 1934 | Taft Moody |
| 1988 | Ron Huery | 1956 | Jerald Barnett
Manuel Whitley | 1933 | Tom Murphy |
| 1985 | Joe Kleine | 1951 | D.L. Miller | 1932 | Tom Murphy
James "Doc" Sexton |
| 1984 | Joe Kleine
Alvin Robertson | 1950 | Jim Cathcart | 1931 | Milan Creighton |
| 1983 | Darrell Walker | 1949 | Kenneth Kearns | 1930 | Wear Schoonover
Milan Creighton
Roy Prewitt |
| 1982 | Scott Hastings | 1948 | George Kok | 1929 | Tom Pickell
Gene Lambert Sr.
Wear Schoonover |
| 1981 | Scott Hastings | 1947 | Alvin Williams | 1928 | Glen Rose
Tom Pickell
Gene Lambert Sr.
Wear Schoonover |
| 1980 | Scott Hastings | 1946 | George Kok | 1927 | Glen Rose
Harold Steele
Tom Pickell |
| 1979 | Sidney Moncrief | 1945 | George Kok | 1926 | Rolla Adams
Elbert Pickell
Glen Rose
Curtis Parker |
| 1978 | Ron Brewer
Marvin Delph
Sidney Moncrief | 1944 | Deno Nichols
Billy Flynt | 1925 | Rolla Adams |
| 1977 | Ron Brewer
Marvin Delph
Sidney Moncrief | 1943 | Gordon Carpenter
Clayton Wynne | | |
| 1975 | Kent Allison
Robert Birden | 1942 | R.C. Pitts | | |
| 1974 | Dean Tolson | 1941 | Johnny Adams
John Frieberger
Howard Hickey | | |
| 1973 | Martin Terry | 1940 | Howard Hickey | | |
| 1972 | Martin Terry | 1939 | Johnny Adams | | |
| 1963 | Tommy Boyer | 1938 | Don Lockard
Jack Robbins | | |
| 1962 | Jerry Carlton
Tommy Boyer | 1937 | Don Lockard
Jack Robbins | | |



MARTIN TERRY, 1972 and 1973 All-SWC.



JOE KLIENE, 1984 and 1985 All-SWC.



ALVIN ROBERTSON, 1984 All-SWC.



RAZORBACK HISTORY • ARKANSAS IN THE FINAL POLLS

1977

Associated Press

- Michigan
- UCLA
- Kentucky
- UNLV
- North Carolina
- Syracuse
- Marquette
- San Francisco
- Wake Forest
- Notre Dame
- Alabama
- Detroit
- Minnesota
- Utah
- Tennessee
- Kansas St.
- UNC-Charlotte
- ARKANSAS**
- Louisville
- Virginia Military

United Press International

- Michigan
- San Francisco
- North Carolina
- UCLA
- Kentucky
- UNLV
- ARKANSAS**
- Tennessee
- Syracuse
- Utah
- Kansas St.
- Cincinnati
- Louisville
- Marquette
- Providence
- Indiana St.
- Minnesota
- Alabama
- Detroit
- Purdue

1978

Associated Press

- Kentucky
- UCLA
- DePaul
- Michigan St.
- ARKANSAS**
- Notre Dame
- Duke
- Marquette
- Louisville
- Kansas
- San Francisco
- New Mexico
- Indiana
- Utah
- Florida St.
- North Carolina
- Texas
- Detroit
- Miami (Ohio)
- Pennsylvania

UPI

- Kentucky
- UCLA
- Marquette
- New Mexico
- Michigan St.
- ARKANSAS**
- DePaul
- Kansas
- Duke
- North Carolina
- Notre Dame
- Florida St.
- San Francisco
- Louisville
- Indiana
- Houston
- Utah St.
- Utah
- Texas
- Georgetown

1979

Associated Press

- Indiana St.
- UCLA
- Michigan St.
- Notre Dame
- ARKANSAS**
- DePaul
- LSU
- Syracuse
- North Carolina
- Marquette
- Duke
- San Francisco
- Louisville
- Pennsylvania
- Purdue
- Oklahoma
- St. John's (N.Y.)
- Rutgers
- Toledo
- Iowa

UPI

- Indiana St.
- UCLA
- North Carolina
- Michigan St.
- Notre Dame
- ARKANSAS**
- Duke
- DePaul
- LSU
- Syracuse
- Iowa
- Georgetown
- Marquette
- Purdue
- Texas
- Temple
- San Francisco
- Tennessee
- Louisville
- Detroit

1981

Associated Press

- DePaul
- Oregon St.
- Arizona St.
- LSU
- Virginia
- North Carolina
- Notre Dame
- Kentucky
- Indiana
- UCLA
- Wake Forest
- Louisville
- Iowa
- Utah
- Tennessee
- Brigham Young
- Wyoming
- Maryland
- Illinois
- ARKANSAS**

1982

Associated Press

- North Carolina
- DePaul
- Virginia
- Oregon St.
- Missouri
- Georgetown
- Minnesota
- Idaho
- Memphis St.
- Tulsa
- Fresno St.
- ARKANSAS**
- Alabama
- West Virginia
- Kentucky
- Iowa
- Ala.-Birmingham
- Wake Forest
- UCLA
- Louisville

UPI

- North Carolina
- DePaul
- Virginia
- Oregon St.
- Missouri
- Minnesota
- Georgetown
- Idaho
- Memphis St.
- Fresno St.
- Tulsa
- Alabama
- ARKANSAS**
- Kentucky
- Wyoming
- Iowa
- West Virginia
- Kansas St.
- Wake Forest
- Louisville

1983

Associated Press

- Houston
- Louisville
- St. John's (N.Y.)
- Virginia
- Indiana
- UNLV
- UCLA
- North Carolina
- ARKANSAS**
- Missouri
- Boston College
- Kentucky
- Villanova
- Wichita St.
- UT-Chattanooga
- N.C. St.
- Memphis St.
- Georgia
- Oklahoma St.
- Georgetown

UPI

- Houston
- Louisville
- St. John's (N.Y.)
- Virginia
- Indiana
- UNLV
- UCLA
- North Carolina
- ARKANSAS**
- Kentucky
- Villanova
- Missouri
- Boston College
- N.C. St.
- Georgia
- UT-Chattanooga
- Memphis St.
- Illinois St.
- Oklahoma St.
- Georgetown

ESPN/USA Today

- N.C. State
- Houston
- Louisville
- Georgia
- Virginia
- Kentucky
- North Carolina
- St. John's (N.Y.)
- Indiana
- ARKANSAS**
- Villanova
- Memphis State
- Boston College
- Iowa
- Wichita State
- UCLA
- Ohio State
- UNLV
- Missouri
- Georgetown
- Fresno State
- Utah
- Syracuse
- Washington St.
- Tennessee

1984

Associated Press

- North Carolina
- Georgetown
- Kentucky
- DePaul
- Houston
- Illinois
- Oklahoma
- ARKANSAS**
- Texas-El Paso
- Purdue
- Maryland
- Tulsa
- UNLV
- Duke
- Washington
- Memphis St.
- Oregon St.
- Syracuse
- Wake Forest
- Temple

UPI

- North Carolina
- Georgetown
- Kentucky
- DePaul
- Houston
- Illinois
- ARKANSAS**
- Oklahoma
- Texas-El Paso
- Maryland
- Purdue
- Tulsa
- UNLV
- Duke
- Washington
- Memphis St.
- Syracuse
- Indiana
- Auburn
- Oregon St.

ESPN/USA Today

- Georgetown
- Houston
- Kentucky
- North Carolina
- Illinois
- DePaul
- Virginia
- Wake Forest
- Memphis State
- UNLV
- Indiana
- Maryland
- ARKANSAS**
- Oklahoma
- Louisville
- Purdue

- Syracuse
- Washington
- Texas-El Paso
- Tulsa
- Duke
- Michigan
- SMU
- Temple

1985

ESPN/USA Today

- Villanova
- Georgetown
- St. John's (N.Y.)
- Georgia Tech
- Memphis State
- Oklahoma
- North Carolina
- Louisiana Tech
- Michigan
- N.C. State
- Illinois
- Loyola (Ill.)
- Duke
- Auburn
- Boston College
- Kansas
- Syracuse
- Maryland
- Va. Commonwealth
- UNLV
- UAB
- Alabama
- UCLA
- Kentucky
- ARKANSAS**

1989

UPI

- Arizona
- Georgetown
- Illinois
- North Carolina
- Oklahoma
- Indiana
- Duke
- Missouri
- Syracuse
- Michigan
- Seton Hall
- Stanford
- Louisville
- UNLV
- Iowa
- Florida St.
- ARKANSAS**
- N.C. St.
- West Virginia
- Alabama

ESPN/USA Today

- Michigan
- Seton Hall
- Illinois
- Duke
- Georgetown
- Syracuse
- Arizona
- North Carolina
- UNLV
- Indiana
- Missouri
- Oklahoma
- Louisville
- N.C. State
- Virginia
- Iowa
- Minnesota
- West Virginia
- Ball State
- ARKANSAS**
- Stanford
- Florida State
- Texas-El Paso
- South Alabama
- UCLA

1990

Associated Press

- Oklahoma
- UNLV
- Connecticut
- Michigan St.
- Kansas
- Syracuse
- ARKANSAS**
- Georgetown
- Georgia Tech
- Purdue
- Missouri
- La Salle
- Michigan
- Arizona
- Duke
- Louisville
- Clemson
- Illinois
- LSU
- Minnesota
- Loyola (Calif.)
- Oregon St.
- Alabama
- New Mexico St.
- Xavier (Ohio)

UPI

- Oklahoma
- UNLV
- Connecticut
- Michigan St.
- Kansas
- Syracuse
- Georgia Tech
- ARKANSAS**
- Georgetown
- Purdue
- Missouri
- Arizona
- La Salle
- Duke
- Michigan
- Louisville
- Clemson
- Illinois
- Alabama
- New Mexico St.

ESPN/USA Today

- UNLV
- Duke
- Georgia Tech
- ARKANSAS**
- Connecticut
- Purdue
- Michigan St.
- Minnesota
- Loyola (Calif.)
- Syracuse
- Oklahoma
- Texas
- Clemson
- Kansas
- Georgetown
- Alabama
- Xavier (Ohio)
- Michigan
- La Salle
- Missouri
- Arizona
- Ball State
- UCLA
- Louisville
- North Carolina

1991

Associated Press

- UNLV
- ARKANSAS**
- Indiana
- North Carolina
- Ohio St.
- Duke
- Syracuse
- Arizona
- Kentucky
- Utah
- Nebraska
- Kansas
- Seton Hall
- Oklahoma St.
- New Mexico St.
- UCLA
- East Tenn. St.
- Princeton
- Alabama
- St. John's (N.Y.)
- Mississippi St.
- LSU
- Texas
- DePaul
- Southern Miss

UPI

- UNLV
- ARKANSAS**
- Indiana
- North Carolina
- Ohio St.
- Duke
- Arizona
- Syracuse
- Nebraska
- Utah
- Seton Hall
- Kansas
- Oklahoma St.
- UCLA
- East Tenn. St.
- Alabama
- New Mexico St.
- Mississippi St.
- St. John's (N.Y.)
- Princeton
- LSU
- Michigan St.
- Georgetown
- N.C. St.
- Texas

ESPN/USA Today

- Duke
- UNLV
- Kansas
- North Carolina
- ARKANSAS**
- Seton Hall
- St. John's (N.Y.)
- Ohio State
- Indiana
- Arizona
- Temple
- Utah
- Oklahoma St.
- Alabama
- Connecticut
- Syracuse
- Kentucky
- E. Michigan
- Nebraska
- Georgetown
- Pittsburgh
- New Mexico St.
- N.C. State
- E. Tenn. St.
- UCLA



1992

Associated Press

- Duke
- Kansas
- Ohio St.
- UCLA
- Indiana
- Kentucky
- UNLV
- Southern Cal
- 9. ARKANSAS**
- Arizona
- Oklahoma St.
- Cincinnati
- Alabama
- Michigan St.
- Michigan
- Missouri
- Massachusetts
- North Carolina
- Seton Hall
- Florida St.
- Syracuse
- Georgetown
- Oklahoma
- DePaul
- LSU

UPI

- Duke
- Kansas
- UCLA
- Ohio St.
- Arizona
- Indiana
- Southern Cal
- 8. ARKANSAS**
- Kentucky
- Oklahoma St.
- Michigan St.
- Missouri
- Alabama
- Cincinnati
- North Carolina
- Florida St.
- Michigan
- Seton Hall
- Georgetown
- Syracuse
- Massachusetts
- Oklahoma
- DePaul
- St. John's (N.Y.)
- Tulane

ESPN/USA Today

- Duke
- Indiana
- Michigan
- Ohio State
- Cincinnati
- Kentucky
- Kansas
- UCLA
- Oklahoma St.
- 10. ARKANSAS**
- Southern Cal
- North Carolina
- Seton Hall
- Florida State
- Massachusetts
- Arizona
- Memphis St.
- Missouri
- Alabama
- Michigan St.
- Georgia Tech
- Texas-El Paso
- Georgetown
- Syracuse
- LSU

1993

Associated Press

- Indiana
- Kentucky
- Michigan
- North Carolina
- Arizona
- Seton Hall
- Cincinnati
- Vanderbilt
- Kansas
- Duke
- Florida St.
- 12. ARKANSAS**
- Iowa
- Massachusetts
- Louisville
- Wake Forest
- New Orleans
- Georgia Tech
- Utah
- Western Kentucky
- New Mexico
- Purdue
- Oklahoma St.
- New Mexico St.
- UNLV

UPI

- Indiana
- North Carolina
- Michigan
- Kentucky
- Arizona
- Seton Hall
- Cincinnati
- Vanderbilt
- Kansas
- Duke
- Florida St.
- 12. ARKANSAS**
- Iowa
- Louisville
- Wake Forest
- Massachusetts
- Utah
- New Orleans
- Georgia Tech
- Purdue
- UNLV
- Oklahoma St.
- Virginia
- Western Kentucky
- New Mexico St.

ESPN/USA Today

- North Carolina
- Michigan
- Kentucky
- Kansas
- Indiana
- Cincinnati
- Florida State
- Vanderbilt
- Duke
- 10. ARKANSAS**
- Seton Hall
- Arizona
- Temple
- Wake Forest
- Louisville
- Western Kentucky
- California
- Virginia
- Iowa
- Utah
- George Washington
- Massachusetts
- Xavier-Ohio
- UCLA
- Minnesota

1994

Associated Press

- North Carolina
- 2. ARKANSAS**
- Purdue
- Connecticut
- Missouri
- Duke
- Kentucky
- Massachusetts
- Arizona
- Louisville
- Michigan
- Temple
- Kansas
- Florida
- Syracuse
- California
- UCLA
- Indiana
- Oklahoma St.
- Texas
- Marquette
- Nebraska
- Minnesota
- St. Louis
- Cincinnati

UPI

- 1. ARKANSAS**
- North Carolina
- Purdue
- Connecticut
- Missouri
- Duke
- Massachusetts
- Kentucky
- Arizona
- Louisville
- Michigan
- Temple
- Kansas
- Syracuse
- Florida
- California
- UCLA
- Indiana
- Oklahoma St.
- Marquette
- Texas
- St. Louis
- Minnesota
- Nebraska
- Ala.-Birmingham

ESPN/USA Today

- 1. ARKANSAS**
- Duke
- Arizona
- Florida
- Purdue
- Missouri
- Connecticut
- Michigan
- North Carolina
- Louisville
- Boston College
- Kansas
- Kentucky
- Syracuse
- Massachusetts
- Indiana
- Marquette
- Temple
- Tulsa
- Maryland
- Oklahoma St.
- UCLA
- Minnesota
- Texas
- Pennsylvania

1995

Associated Press

- UCLA
- Kentucky
- Wake Forest
- North Carolina
- Kansas
- 6. ARKANSAS**
- Massachusetts
- Connecticut
- Villanova
- Maryland
- Michigan St.
- Purdue
- Virginia
- Oklahoma St.
- Arizona
- Arizona St.
- Oklahoma
- Mississippi St.
- Utah
- Alabama
- Western Kentucky
- Georgetown
- Missouri
- Iowa St.
- Syracuse

UPI

- UCLA
- Kentucky
- Wake Forest
- Kansas
- North Carolina
- 6. ARKANSAS**
- Massachusetts
- Connecticut
- Villanova
- Michigan St.
- Maryland
- Purdue
- Arizona
- Virginia
- Arizona St.
- Oklahoma St.
- Mississippi St.
- Utah
- Oklahoma
- Alabama
- Syracuse
- Missouri
- Iowa St.
- Oregon
- Stanford

* UPI poll discontinued following 1996 season

ESPN/USA Today

- UCLA
- 2. ARKANSAS**
- North Carolina
- Oklahoma St.
- Kentucky
- Connecticut
- Massachusetts
- Virginia
- Wake Forest
- Kansas
- Maryland
- Mississippi St.
- Arizona State
- Memphis
- Tulsa
- Georgetown
- Syracuse
- Missouri
- Alabama
- Utah
- Villanova
- Texas
- Arizona

1996

ESPN/USA Today

- Kentucky
- Massachusetts
- Syracuse
- Mississippi St.
- Kansas
- Cincinnati
- Georgetown
- Connecticut
- Wake Forest
- Texas Tech
- Arizona
- Utah
- Georgia Tech
- Louisville
- Purdue
- Georgia
- Villanova
- 18. ARKANSAS**
- UCLA
- Iowa State
- Virginia Tech
- Iowa
- Marquette
- North Carolina
- New Mexico

1998

Associated Press

- North Carolina
- Kansas
- Duke
- Arizona
- Kentucky
- Connecticut
- Utah
- Princeton
- Cincinnati
- Stanford
- Purdue
- Michigan
- Ole Miss
- South Carolina
- TCU
- Michigan St.
- 17. ARKANSAS**
- New Mexico
- UCLA
- Maryland
- Syracuse
- Syracuse
- Illinois
- Xavier
- Temple
- Murray St.

ESPN/USA Today

- Kentucky
- Utah
- North Carolina
- Stanford
- Duke
- Arizona
- Connecticut
- Kansas
- Purdue
- Michigan St.
- Rhode Island
- UCLA
- Syracuse
- Cincinnati
- Maryland
- Princeton
- Michigan
- West Virginia
- South Carolina
- Ole Miss
- New Mexico
- 22. ARKANSAS**
- Valparaiso
- Washington
- TCU

1999

Associated Press

- Duke
- Michigan St.
- Connecticut
- Auburn
- Maryland
- Utah
- Stanford
- Kentucky
- St. John's (N.Y.)
- Miami (Fla.)
- Cincinnati
- Arizona
- North Carolina
- Ohio St.
- UCLA
- Col. of Charleston
- 17. ARKANSAS**
- Wisconsin
- Indiana
- Tennessee
- Iowa
- Kansas
- Florida
- UNC-Charlotte
- New Mexico

ESPN/USA Today

- Connecticut
- Duke
- Michigan St.
- Ohio St.
- St. John's (N.Y.)
- Auburn
- Maryland
- Stanford
- Utah
- Cincinnati
- Miami (Fla.)
- Gonzaga
- Temple
- Iowa
- Arizona
- Florida
- North Carolina
- Oklahoma
- Miami (Ohio)
- UCLA
- Purdue
- Kansas
- SW Missouri St.
- 25. ARKANSAS**

2015

Associated Press

- Kentucky (65)
- Villanova
- Wisconsin
- Duke
- Arizona
- Virginia
- Gonzaga
- Notre Dame
- Iowa State
- Kansas
- Northern Iowa
- Maryland
- Oklahoma
- Wichita State
- North Carolina
- Baylor
- Louisville
- SMU
- Utah
- West Virginia
- 21. ARKANSAS**
- Georgetown
- Michigan State
- Butler
- VCU

ESPN/USA Today

- Duke (29)
- Wisconsin
- Kentucky (2)
- Arizona
- Notre Dame

- Gonzaga
- Michigan State
- Virginia
- Villanova
- Louisville
- Wichita State
- North Carolina
- Oklahoma
- Northern Iowa
- Utah
- Maryland
- Kansas
- West Virginia
- Iowa State
- 20. ARKANSAS**
- Baylor
- Xavier
- Butler
- NC State
- Oregon

ALL-TIME NBA DRAFT PICKS (38)

Player	Year	Team	Round	Overall
Isaiah Joe	2020	Philadelphia 76ers	2nd	49
Daniel Gafford	2019	Chicago Bulls	2nd	38
Bobby Portis	2015	Chicago Bulls	1st	22
Patrick Beverley	2009	Los Angeles Lakers	2nd	42
Sonny Weems	2008	Chicago Bulls	2nd	39
Ronnie Brewer	2006	Utah Jazz	1st	14
Joe Johnson	2001	Boston Celtics	1st	10
Darnell Robertson	1996	Dallas Mavericks	2nd	58
Corliss Williamson	1995	Sacramento Kings	1st	13
Todd Day	1992	Milwaukee Bucks	1st	8
Oliver Miller	1992	Phoenix Suns	1st	22
Lee Mayberry	1992	Milwaukee Bucks	1st	23
Isaiah Morris	1992	Miami Heat	2nd	37
Andrew Lang	1988	Phoenix Suns	2nd	28
Joe Kleine	1985	Sacramento Kings	1st	6
Charles Balentine	1985	Sacramento Kings	6th	120
Alvin Robertson	1984	San Antonio Spurs	1st	7
Leroy Sutton	1984	Dallas Mavericks	8th	176
Darrell Walker	1983	New York Knicks	1st	12
Scott Hastings	1982	New York Knicks	2nd	29
Tony Brown	1982	New Jersey Nets	4th	82
Keith Peterson	1982	Dallas Mavericks	8th	165
U.S. Reed	1981	Kansas City Kings	5th	104
Allan Zahn	1980	San Antonio Spurs	7th	153
Steve Schall	1980	San Antonio Spurs	10th	209
Sidney Moncrief	1979	Milwaukee Bucks	1st	5
Steve Schall	1979	San Antonio Spurs	5th	106
Marvin Delph	1979	Boston Celtics	6th	110
Ron Brewer	1978	Portland Trailblazers	1st	7
Marvin Delph	1978	Buffalo Braves	3rd	65
Dean Tolson	1974	Seattle SuperSonics	5th	80
Dennis White	1974	Kansas City Kings	10th	167
Martin Terry	1973	Chicago Bulls	3rd	39
Jerry Carlton	1962	St. Louis Hawks	13th	96
Fred Grim	1958	Syracuse Nationals	5th	38
Walt Kearns	1953	Minneapolis Lakers	10th	87
Gene Lambert Jr.	1953	Rochester Royals	18th	117
Bob Ambler	1951	Tri-Cities Blackhawks	7th	62
Jim Cathcart	1950	Washington Capitols	7th	77

BY OVERALL SELECTION

Player	Year	Team	Round	Overall
Sidney Moncrief	1979	Milwaukee Bucks	1st	5
Joe Kleine	1985	Sacramento Kings	1st	6
Ron Brewer	1978	Portland Trailblazers	1st	7
Alvin Robertson	1984	San Antonio Spurs	1st	7
Todd Day	1992	Milwaukee Bucks	1st	8
Joe Johnson	2001	Boston Celtics	1st	10
Darrell Walker	1983	New York Knicks	1st	12
Corliss Williamson	1995	Sacramento Kings	1st	13
Ronnie Brewer	2006	Utah Jazz	1st	14
Oliver Miller	1992	Phoenix Suns	1st	22
Bobby Portis	2015	Chicago Bulls	1st	22
Lee Mayberry	1992	Milwaukee Bucks	1st	23
Andrew Lang	1988	Phoenix Suns	2nd	28
Scott Hastings	1982	New York Knicks	2nd	29
Isaiah Morris	1992	Miami Heat	2nd	37
Daniel Gafford	2019	Chicago Bulls	2nd	38
Fred Grim	1958	Syracuse Nationals	5th	38
Martin Terry	1973	Chicago Bulls	3rd	39
Sonny Weems	2008	Chicago Bulls	2nd	39
Patrick Beverley	2009	Los Angeles Lakers	2nd	42
Isaiah Joe	2020	Philadelphia 76ers	2nd	49
Darnell Robertson	1996	Dallas Mavericks	2nd	58
Bob Ambler	1951	Tri-Cities Blackhawks	7th	62
Marvin Delph	1978	Buffalo Braves	3rd	65
Jim Cathcart	1950	Washington Capitols	7th	77
Dean Tolson	1974	Seattle SuperSonics	5th	80
Tony Brown	1982	New Jersey Nets	4th	82
Walt Kearns	1953	Minneapolis Lakers	10th	87
Jerry Carlton	1962	St. Louis Hawks	13th	96
U.S. Reed	1981	Kansas City Kings	5th	104
Steve Schall	1979	San Antonio Spurs	5th	106
Marvin Delph	1979	Boston Celtics	6th	110
Gene Lambert Jr.	1953	Rochester Royals	18th	117
Charles Balentine	1985	Sacramento Kings	6th	120
Allan Zahn	1980	San Antonio Spurs	7th	153
Keith Peterson	1982	Dallas Mavericks	8th	165
Dennis White	1974	Kansas City Kings	10th	167
Leroy Sutton	1984	Dallas Mavericks	8th	176
Steve Schall	1980	San Antonio Spurs	10th	209

BY TEAM

Team	Selections
Atlanta*	2
Boston	2
Brooklyn&	1
Chicago	4
Dallas	3
Los Angeles Clippers @	1
Los Angeles Lakers #	2
Miami	1
Milwaukee	3
New York	2
Oklahoma City ^	1
Phoenix2	2
Philadelphia !	1
Portland	1
Sacramento %	6
San Antonio	4
Utah	1

Team Guide

- * 1 as Tri-Cities Blackhawks
- * 1 as St. Louis Hawks
- & as New Jersey Nets
- @ as Buffalo Braves
- ^ as Seattle SuperSonics
- ! as Syracuse Nationals
- % 2 as Kansas City Kings
- % 1 as Rochester Royals
- # 1 as Minneapolis Lakers

BY ROUND

Round	Selections
1st	12
2nd	8
3rd	2
4th	1
5th	4
6th	2
7th	3
8th	2
9th	0
10th	3
11th	0
12th	0
13th	1
18th	1

*The NBA Draft was reduced to two rounds in 1989

THE NUMBERS

- 39** All-Time NBA Draft Picks (*35 players)
- 16** All-Star Appearances
- 12** First Round Draft Picks
- 6** Top-10 Draft Picks
- 3** NBA Titles

*Marvin Delph and Steve Schall were both drafted twice



Bobby Portis was the No. 22 overall pick by the Chicago Bulls in the 2015 NBA Draft and the 12th first rounder in program history.

All-NBA Teams

2010 - Joe Johnson, Third Team, Atlanta
 1986 - Sidney Moncrief, Second Team, Milwaukee
 1986 - Alvin Robertson, Second Team, San Antonio
 1985 - Sidney Moncrief, Second Team, Milwaukee
 1984 - Sidney Moncrief, Second Team, Milwaukee
 1983 - Sidney Moncrief, First Team, Milwaukee
 1982 - Sidney Moncrief, Second Team, Milwaukee

All-Defensive Teams

2020 - Patrick Beverley, Second Team, Los Angeles Clippers
 2017 - Patrick Beverley, First Team, Houston
 2014 - Patrick Beverley, Second Team, Houston
 1991 - Alvin Robertson, First Team, Milwaukee
 1990 - Alvin Robertson, Second Team, Milwaukee
 1989 - Alvin Robertson, Second Team, San Antonio
 1988 - Alvin Robertson, Second Team, San Antonio
 1987 - Alvin Robertson, First Team, San Antonio
 1986 - Sidney Moncrief, First Team, Milwaukee
 Alvin Robertson, Second Team, San Antonio
 1985 - Sidney Moncrief, First Team, Milwaukee
 1984 - Sidney Moncrief, First Team, Milwaukee
 1983 - Sidney Moncrief, First Team, Milwaukee
 1982 - Sidney Moncrief, Second Team, Milwaukee

NBA Titles

Scott Hastings, 1990, Detroit
 Joe Kleine, 1998, Chicago
 Corliss Williamson, 2004, Detroit

All-Star Appearances

Joe Johnson - 7 ('07, '08, '09, '10, '11, '12, '14)
 Sidney Moncrief - 5 ('82, '83, '84, '85, '86)
 Alvin Robertson - 4 ('86, '87, '88, '91)

NBA Player of the Month

Joe Johnson (East) March '08
 Sidney Moncrief December '81
 Alvin Robertson December '85

NBA All-Rookie Team

Ron Brewer, 1978-79, First Team

NBA Sixth Man of the Year

Corliss Williamson, 2001-02

NBA Defensive Player of the Year

Sidney Moncrief, 1982-83 & 1983-84
 Alvin Robertson, 1985-86

NBA Most Improved Player

Alvin Robertson, 1985-86, San Antonio



Joe Johnson reached a historic milestone in 2016-17, becoming the 42nd player in NBA history to score 20,000 career points.

ALL-TIME NBA ROSTER

- Corey Beck** **3 seasons**
 1995-96, Charlotte Hornets; 1997-98 - Charlotte Hornets; 1998-99 - Detroit Pistons and Charlotte Hornets
- Patrick Beverley** **9 seasons**
 2012-17 - Houston Rockets; 2017-21 - Los Angeles Clippers
- Ron Brewer** **14 seasons**
 1978-80 - Portland Trailblazers; 1980-81 - Portland Trailblazers and San Antonio Spurs; 1981-82 - San Antonio Spurs and Cleveland Cavaliers; 1982-83 - Cleveland Cavaliers and Golden State Warriors; 1983-84 - Golden State Warriors and San Antonio Spurs; 1984-85 - San Antonio Spurs and New Jersey Nets; 1985-86 - Chicago Bulls and Cleveland Cavaliers
- Ronnie Brewer** **11 seasons**
 2006-09 - Utah Jazz; 2009-10 - Utah Jazz and Memphis Grizzlies; 2010-12 - Chicago Bulls; 2012-13 - New York Knicks and Oklahoma City Thunder; 2013-14 - Houston Rockets and Chicago Bulls
- Tony Brown** **6 seasons**
 1984-85 - Indiana Pacers; 1985-86 - Chicago Bulls; 1986-87 - New Jersey Nets; 1988-89 - Houston Rockets and Milwaukee Bucks; 1989-90 - Milwaukee Bucks; 1990-91 - Los Angeles Lakers and Utah Jazz; 1991-92 - Los Angeles Clippers and Seattle SuperSonics
- Coty Clarke** **1 season**
 2015-16 - Boston Celtics
- Todd Day** **8 seasons**
 1992-95 - Milwaukee Bucks; 1995-96 - Milwaukee Bucks and Boston Celtics; 1996-97 - Boston Celtics; 1997-98 - Miami Heat; 1999-00 - Phoenix Suns; 2000-01 - Minnesota Timberwolves
- Courtney Fortson** **1 season**
 2011-12 - Los Angeles Clippers and Houston Rockets
- Daniel Gafford** **2 seasons**
 2019-21 - Chicago Bulls
- Dusty Hannahs** **2 seasons**
 2018-19 - Memphis Grizzlies; 2019-20 - Memphis Grizzlies
- Scott Hastings** **11 seasons**
 • **NBA CHAMPION (1990 Detroit Pistons)** •
 1982-83 - New York Knicks and Atlanta Hawks; 1983-88 - Atlanta Hawks; 1988-89 - Miami Heat; 1989-91 - Detroit Pistons; 1991-93 - Denver Nuggets
- Steven Hill** **1 season**
 2008-09 - Oklahoma City Thunder
- Derek Hood** **1 season**
 1999-00 - Charlotte Hornets
- Byron Irvin** **3 seasons**
 1989-90 - Portland Trailblazers; 1990-91 - Washington Bullets; 1992-93 - Washington Bullets
- Dontell Jefferson** **1 season**
 2008-09 - Charlotte Bobcats (2009)
- Isaiah Joe** **2020 2nd Rd Pick - Philadelphia 76ers**
- Joe Johnson** **17 seasons**
 2001-02 - Boston Celtics and Phoenix Suns; 2002-05 - Phoenix Suns; 2005-12 - Atlanta Hawks; 2012-15 - Brooklyn Nets - 2015-16 - Brooklyn Nets and Miami Heat; 2016-17 - Utah Jazz; 2017-18 - Utah Jazz and Houston Rockets
- Mason Jones** **2020 Free Agent - Houston Rockets**
- Joe Kleine** **15 seasons**
 • **NBA CHAMPION (1998 Chicago Bulls)** •
 1985-88 - Sacramento Kings; 1988-89 - Sacramento Kings and Boston Celtics; 1989-93 - Boston Celtics; 1993-96 - Phoenix Suns; 1996-97 - Phoenix Suns, Los Angeles Lakers and New Jersey Nets; 1997-98 - Chicago Bulls; 1998-99 - Phoenix Suns; 1999-00 - Portland Trailblazers



Corliss Williamson was the No. 13 pick by the Sacramento Kings in the 1995 NBA Draft.

- Andrew Lang** **12 seasons**
 1988-92 - Phoenix Suns; 1992-93 - Philadelphia 76ers; 1993-95 - Atlanta Hawks; 1995-96 - Atlanta Hawks and Minnesota Timberwolves; 1996-98 - Milwaukee Bucks; 1998-99 - Chicago Bulls; 1999-00 - New York Knicks
- Daryl Macon** **2 seasons**
 2018-19 - Dallas Mavericks; 2019-20 - Miami Heat
- Lee Mayberry** **7 seasons**
 1992-96 - Milwaukee Bucks; 1996-99 - Vancouver Grizzlies
- Clint McDaniel** **1 season**
 1995-96 - Sacramento Kings
- Melvin McGaha** **1 season**
 1948-49 - New York Knicks
- Oliver Miller** **9 seasons**
 1992-94 - Phoenix Suns; 1994-95 - Detroit Pistons; 1995-96 - Toronto Raptors; 1996-97 - Dallas Mavericks and Toronto Raptors; 1997-98 - Toronto Raptors; 1998-99 - Sacramento Kings; 1999-00 - Phoenix Suns; 2003-04 - Minnesota Timberwolves (2004)
- Sidney Moncrief** **11 seasons**
 1979-89 - Milwaukee Bucks; 1990-91 - Atlanta Hawks
- Isaiah Morris** **1 season**
 1992-93 - Detroit Pistons
- Jannero Pargo** **11 seasons**
 2002-03 - Los Angeles Lakers; 2003-04 - Los Angeles Lakers, Toronto Raptors and Chicago Bulls; 2004-06 - Chicago Bulls; 2006-08 - New Orleans Hornets; 2009-10 - Chicago Bulls; 2011-12 - Atlanta Hawks; 2012-13 - Washington Wizards. Atlanta Hawks and Charlotte Bobcats; 2013-15 Charlotte Bobcats/Hornets
- Bobby Portis** **6 seasons**
 2015-18 - Chicago Bulls; 2018-19 - Bulls and Washington Wizards; 2019-20 - New York Knicks; Milwaukee Bucks 2020-21
- Alvin Robertson** **12 seasons**
 1984-89 - San Antonio Spurs; 1989-92 - Milwaukee Bucks; 1992-93 - Milwaukee Bucks and Detroit Pistons; 1995-96 - Toronto Raptors
- Dean Tolson** **3 seasons**
 1974-75 - Seattle SuperSonics; 1976-78 - Seattle SuperSonics
- Darrell Walker** **10 seasons**
 1983-86 - New York Knicks; 1986-87 - Denver Nuggets; 1987-91 - Washington Bullets; 1991-92 - Detroit Pistons; 1992-93 - Detroit Pistons and Chicago Bulls
- Sonny Weems** **4 seasons**
 2008-09 - Denver Nuggets; 2009-11 - Toronto Raptors; 2015-16 - Phoenix Suns and Philadelphia 76ers
- Corliss Williamson** **12 seasons**
 • **NBA CHAMPION (2004 Detroit Pistons)** •
 1995-00 - Sacramento Kings; 2000-01 - Toronto Raptors and Detroit Pistons; 2001-04 - Detroit Pistons; 2004-05 - Philadelphia 76ers and Sacramento Kings; (2005), 2005-07 - Sacramento Kings



Kok, George 1945, 46, 47, 48 Grand Rapids, Mich.
Kouassi, Willy 2016 Abidjan, Ivory Coast
Kretschmar, Joe 1956 Jefferson City, Mo.

L
Lambert, Eugene, Jr. 1951, 52, 53 Fayetteville, Ark.
Lambert, Eugene, Sr. 1928, 29 Augusta, Ark.
Lane, Alonzo 2000, 01, 02, 03 Canton, Miss.
Lang, Andrew 1985, 86, 87, 88 Pine Bluff, Ark.
Lee, Almer 1970, 71 Fort Smith, Ark.
Lewis, Tryon 1952 Fayetteville, Ark.
Linn, Warren 1990, 92, 93 Tulsa, Okla.
Lively, Charles 1943 Des Arc, Ark.
Lockard, Don 1936, 37, 38
Logue, Donald 1950 Fayetteville, Ark.
Lucas, Mike 1985 Dallas, Texas
Lucke, Joel 1951, 52, 53 Pine Bluff, Ark.
Lunday, Kenneth 1935, 36 Miami, Okla.

M
Macon, Daryl 2017, 18 Little Rock, Ark.
Madden, Rashad 2012, 13, 14, 15 Lepanto, Ark.
Magness, Jim 1963, 64 Hot Springs, Ark.
Mann, Marvin 1961 Hickory, Va.
Marks, Larry 1988, 89, 90 Columbia, Tenn.
Martin, Elmer 1992, 93, 94, 95 Memphis, Tenn.
Martin, Neal 1938, 39 Texarkana, Ark.
Martin, Robert 1936, 37
Mayberry, Lee 1989, 90, 91, 92 Tulsa, Okla.
McAlister, Leslie (Mack) 1968, 70 Jonesboro, Ark.
McClary, Cam 1977 Marshfield, Wis.
McCurdy, Sean 2006, 07 Westport, Conn.
McConnell, J.D. 1964, 65, 66 Fayetteville, Mo.
McDaniel, Clint 1992, 93, 94, 95 Tulsa, Okla.
McDonald, Leo 1954, 55 Many, La.
McGaha, Melvin 1944, 45, 46, 47 Oak Grove, La.
McGowan, Cyrus 2006, 07 Meridian, Miss.
McGuire, J.C. 1924
McKellar, Philip 1987 North Little Rock, Ark.
McKenzie, Robert 1968, 69, 70 White Hall, Ark.
Medlock, Rickey 1973, 74, 75 Cave City, Ark.
Merritt, Reggie 1993, 94, 95, 96 Little Rock, Ark.
Mickelson, Hunter 2012, 13 Jonesboro, Ark.
Miles, Keaton 2015, 16 Dallas, Texas
Miller, Oliver 1989, 90, 91, 92 Ft. Worth, Texas
Miller, D. L. 1950, 51 Van Buren, Ark.
Mills, William 1985, 86 Perkins, Ga.
Mitchell, A.E. 1930
Mitchell, Brandon 2012 Amite, La.
Modica, Jonathon 2003, 04, 05, 06 Smackover, Ark.
Moncrief, Sidney 1976, 77, 78, 79 Little Rock, Ark.
Monk, Marcus 2005 Lepanto, Ark.
Moody, Taft 1933, 34
Mooney, Fred 1970, 71 Jonesboro, Ark.
Moore, Brandon 2009 New Orleans, La.
Moore, Stephan 1985, 86, 87, 88 Cushing, Okla.
Morris, Isaiah 1991, 92 Richmond, Va.
Morrison, Alan 1960, 61 Texarkana, Ark.
Mosiman, Jake 2016 Lawrence, Kan.
Mukubu, Wen 2003, 04 Miami, Fla.
Munsey, Sammy 2006 Little Rock, Ark.
Murphy, Tom 1931, 32, 33 Batesville, Ark.
Murphy, Vernon 1971, 72 Texarkana, Texas
Murry, Ernie 1990, 91 Wabbeska, Ark.

N
Nash, Eugene 1979, 80, 81, 82 Tyrnza, Ark.
Newby, Jack 1934 Little Rock, Ark.
Nichols, Deno 1944
Nobles, Julysse 2010, 11, 12 Jackson, Miss.
Norton, Ricky 1981, 82, 83, 84 Okolona, Ark.
Nutt, Houston 1977 Little Rock, Ark.

O
Obukwelu, Emeka 2020 Plano, Texas
Oliver, Tom 1930 Jacksonville, Ark.
Oshabuohien, Gabe 2018, 19 Toronto, Canada

P
Pargo, Jannero 2001, 02 Chicago, Ill.
Parker, Curtis 1924, 26 Winthrop, Ark.

Pauley, Dan 1974 Kansas City, Mo.
Peterson, Jeff 2011 Springfield, Mo.
Peterson, Keith 1979, 80, 81, 82 Little Rock, Ark.
Pharis, Billy 2004 Van Buren, Ark.
Pickell, Elbert 1924, 25, 26
Pickell, Tom 1927, 28, 29
Pickren, Jim 1929, 30, 31 Salem, Ark.
Pilgrim, Lawson 1977 Conway, Ark.
Pitts, R.C. 1940, 41, 42 Oxford, Miss.
Plummer, JT 2018 San Antonio, Texas
Poerschke, Eric 1984, 85, 86, 87 Houston, Texas
Poole, H.L.ike 1934, 35, 36 McGehee, Ark.
Portis, Bobby 2014, 15 Little Rock, Ark.
Powell, Marshawn 2010, 11, 13 Newport News, Va.
Prewitt, Roy 1928, 29, 30 Grady, Ark.
Price, Norman 1949, 50, 51 Mansfield, Ark.
Price, Steve 1973, 74, 75 Delray Beach, Fla.

Q
Qualls, Michael 2013, 14, 15 Shreveport, La.

R
Rankin, Tommy 1958, 59, 60 Jonesboro, Ark.
Rankin, Roxie 1944, 47 Fayetteville, Ark.
Ratliff, Mike 1984, 85, 86, 87 Brooklyn, N.Y.
Ray, Herman 1935 Little Rock, Ark.
Reed, U.S. 1978, 79, 80, 81 Pine Bluff, Ark.
Rehl, Kevin 1985, 86 Verma-Alma, Okla.
Reid, Kareem 1986, 97, 98, 99 Bronx, N.Y.
Renfro, Elza 1924 Fayetteville, Ark.
Rhoden, Clyde 1959, 60, 61 Hot Springs, Ark.
Richie, Ocie 1945
Rimac, Davor 1992, 93, 94, 95 Zagreb, Croatia
Rittman, Richard 1957, 58 Stuttgart, Ark.
Robbins, Jack 1936, 37, 38 Little Rock, Ark.
Robbins, Nobel 1941
Robertson, Alvin 1982, 83, 84 Barberton, Ohio
Robinson, Darnell 1994, 95, 96 Oakland, Calif.
Rogers, Jerry 1961, 62 North Little Rock, Ark.
Rose, Glen 1926, 27, 28 North Little Rock, Ark.
Rose, Scott 1983, 84, 85, 86 Memphis, Tenn.
Rousseau, Steve 1964, 65, 66 Dewitt, Ark.
Rowland, Tommy 1965, 66, 67 Little Rock, Ark.
Rucker, Paul 1934, 35 Bauxite, Ark.
Ruckman, Charles 1925, 26

S
Sagely, Floyd 1952, 53, 54 Van Buren, Ark.
Sailer, Bill 1952, 53 Branson, Mo.
Sanchez, Michael 2009, 10, 11, 12 Springdale, Ark.
Satchell, Larry 2000, 01, 02, 03 Waco, Texas
Saulsberry, Daryll 1975, 76 Albuquerque, N.M.
Schall, Steve 1976, 77, 78, 79 Raytown, Mo.
Schoonover, Wear 1928, 29, 30 Pochahontas, Mo.
Schulte, Jack 1974, 75, 76 Ellisville, Mo.
Schumchyk, Frank 1944, 45, 46 Long Island, N.Y.
Schumchyk, Mike 1944, 45, 46 Long Island, N.Y.
Scott, Darryl 1985, 86 Wynne, Ark.
Scott, David 1979 South Bend, Ind.
Scott Jr., Rickey 2011, 12, 13, 14 Irving, Texas
Scott, Tim 1987, 88 Little Rock, Ark.
Scroggins, Carroll 1953, 54, 55 Center Ridge, Ark.
Searles, John 1971 Pine Bluff, Ark.
Self, David 1966, 67, 68 El Dorado, Ark.
Self, Jewell 1959 Little Rock, Ark.
Sexton, Doc 1931, 32, 33
Shaw, Raymond 1952, 53, 54 Lafayette, La.
Shepherd, Robert 1992, 93 Chicago, Ill.
Sills, Desi 2019, 20 Jonesboro, Ark.
Simmons, Tristan 2016 El Dorado, Ark.
Sims, Keith 1944
Skulman, Greg 1980, 81, 82 Ozark, Ark.
Smith, Buddy 1954, 55, 56 DeQueen, Ark.
Smith, Glenn 1939
Smith, Norman 1954, 55, 56 Bucyrus, Ohio
Smith, Sammie 1950, 51, 52 Little Rock, Ark.
Sneed, Brice 1959 Green Forest, Ark.
Snively, John 1982, 83 Pawhuska, Okla.
Southerland, Billy 1940 Pendleton, Texas
Spears, Roger 1972, 73, 74 Tulsa, Okla.
Spivey, Davion 2013 Ruston, La.

Steele, Harold 1925, 26, 27
Stephens, Gary 1967, 68, 69 N. Little Rock, Ark.
Stevens, Ty 2019, 20 Republic, Mo.
Stewart, Dwight 1993, 94, 95 Memphis, Tenn.
Stolzer, Lawrence 1957, 58 Little Rock, Ark.
Stroud, Steve 1976, 77 Batesville, Ark.
Sugg, Ricky 1964, 65, 66 Berryville, Ark.
Sullinger, J.J. 2002 Columbus, Ohio
Sullivan, Rashard 2003, 04, 05 Ft. Lauderdale, Fla.
Sutton, Leroy 1980, 82, 83, 84 South Bend, Ind.

T
Talkington, John 1964, 65, 67 Midwest City, Okla.
Tanneberger, Ricky 1968, 69, 70 Little Rock, Ark.
Tatum, Charles 2000, 01, 02, 04 Midland, Texas
Terry, Charles 1975, 76 Emporia, Kan.
Terry, Martin 1972, 73 Emporia, Kan.
Thomas, Charles 2005, 06, 07, 08 Jackson, Miss.
Thomas, Dustin 2017, 18 Texarkana, Texas
Thompson, Ali 1996, 97, 98 Jonesboro, Ark.
Thompson, Harry 1957, 58, 59 Mount Pleasant, Ark.
Thompson, Matt 2012 Plano, Texas
Thompson, Trey 2015, 16, 17, 18 Madison, Ark.
Thurman, Scotty 1993, 94, 95 Ruston, La.
Tolson, Dean 1972, 73, 74 Kansas City, Mo.
Townes, Darian 2005, 06, 07, 08 Alexandria, Va.
Towns, Marlon 1996 Memphis, Tenn.
Trapp, Charles 1930 Little Rock, Ark.
Trumbo, Donald 1956 Fayetteville, Ark.
Trumbo, Trey 1976, 77 Fayetteville, Ark.
Tuck, Henry 1937

V
Vint, Bobby 1968, 70, 71 North Little Rock, Ark.
Vogel, Warren 1963, 64 Marion, Kan.

W
Wade, Mardracus 2011, 12, 13, 14 Memphis, Tenn.
Wagner, DeQuavious 2013, 14 Alexandria, La.
Waithe, Marvell 2011, 12 Toronto, Canada
Walker, Chris 1997, 98, 99, 00 Pine Bluff, Ark.
Walker, Darrell 1981, 82, 83 Chicago, Ill.
Walker, J.W. 1952 Russellville, Ark.
Wallace, Roosevelt 1991, 92 Cleveland, Ohio
Wallace, Tariq 1997, 98 Richmond, Va.
Waller, P.T. "Duddy" 1951 Emerson, Ark.
Washington, Mike 2007, 08, 09, 10 McGehee, Ark.
Watkins, Manuale 2014, 15, 16, 17 Fayetteville, Ark.
Watts, Donnie 1969, 71 Hot Springs, Ark.
Weems, Sonny 2007, 08 West Memphis, Ark.
Welsh, Stef 2007, 08, 09, 10 Newport News, Va.
West, James 1950, 51 Van Buren, Ark.
Wheeler, Paul 1944, 45, 46
Whitby, Cannon 1987, 88, 89, 90 Obion County, Tenn.
White, Dennis 1972, 73, 74 Independence, Mo.
Whitley, Manuel 1950, 53 Bismarck, Ark.
Whitney, Guy 1996, 97, 98 Bentonville, Ark.
Whitt, Jimmy 2016, 20 Columbia, Mo.
Williams, Alvin 1946, 47, 48
Williams, Jacorey 2013, 14, 15 Birmingham, Ala.
Williams, Landis 1995, 96, 97, 98 Tulsa, Okla.
Williams, Robert 1949, 50, 51 Billings, Mo.
Williamson, Corliss 1993, 94, 95 Russellville, Ark.
Wilson, Jessie 1942, 43
Wilson, Jim 1962, 63 Cherry Valley, Ark.
Wilson, Lee 1994, 95, 96, 97 Waco, Texas
Wilson, Keith 1987, 88, 89 Fort Smith, Ark.
Windle, James 1959 Miami, Okla.
Wofford, Larry 1961, 62, 63 Fort Smith, Ark.
Wynne, Clayton 1941, 42, 43 Hulbert, Ark.

Y
Young, BJ 2012, 13 St. Louis, Mo.
Young, Mike 1978, 79, 80, 81 Wolfiake, Ind.
Young, Ott 1942

Z
Zahn, Alan 1977, 78, 79, 80 Albuquerque, N.M.



ARKANSAS SPORTS HALL OF FAME

Established in January, 1959, to honor individuals who have made a special contribution to athletics in Arkansas. Only inductees that coached, played or were closely affiliated with University of Arkansas athletics are listed.

- 1959 Jim Lee Howell, football; Wear Schoonover, football
- 1960 Jim Benton, football; John Barnhill, football, college athletics; Steve Creekmore, football, golf
- 1961 Hugo Bezdek, football, baseball
- 1962 None
- 1963 Clyde Scott, football, track; George Cole, football, college athletics; Russell May, football
- 1964 **Glen Rose, basketball, football**; Dan Estes, football
- 1965 **Gordon Carpenter, basketball**; **Tom Murphy, basketball, football**; J.L. Carter, football
- 1966 Francis Schmidt, football
- 1967 Frank Broyles, football, college athletics
- 1968 Howard "Red" Hickey, football; Gene "Sodie" Davidson, football
- 1970 **Melvin McGaha, baseball, basketball, football**; Fred Thomsen, football
- 1971 Wilson Matthews, football; Pat Summerall, football
- 1972 Maurice "Footsie" Britt, football; Dave Hanner, football; Boyd Cypert, college athletics
- 1973 Ray Hamilton, football; Sam Coleman, high school athletics
- 1974 Jack Robbins, football
- 1975 Miller Barber, golf; Lamar McHan, football
- 1976 Billy Ray Smith, Sr., football
- 1977 Leon "Muscles" Campbell, football; **Tom Pickell, basketball**
- 1978 Fred Williams, football
- 1979 Lance Alworth, football; **Johnny Adams, basketball**
- 1980 Barry Switzer, football
- 1981 Clifford Shaw, officiating; Jim Mooty, football; Wayne Harris, football
- 1982 Aubrey "Cobb" Fowler, football, track; Milan Creighton, football

- 1983 Lou Holtz, football; **Eddie Sutton, basketball**
- 1984 Fred Akers, football; Kay Eakin, football
- 1985 **Eugene Lambert, basketball**; Floyd Sagely, football
- 1986 Loyd Phillips, football; W. Howard Pearce, football, stadium management
- 1987 John McDonnell, track; Jim Lindsey, football; Alton Baldwin, football
- 1988 **George Kok, basketball**; Dwight Sloan, football; Lewis Carpenter, football
- 1989 Ken Hatfield, football; Harold Horton, football; Brad Scott, football; R.H. Sikes, golf
- 1990 Henry Moore, football
- 1991 Norm DeBriyn, baseball; **Pat Foster, basketball**; Gerald Nesbitt, football
- 1992 Preston Carpenter, football; Dan Hampton, football
- 1993 **Sidney Moncrief, basketball**; Buddy Bob Benson, football
- 1994 Joe Ferguson, football; **Ron Brewer, basketball**; **Ike Poole, football, basketball**
- 1995 Billy Ray Smith, Jr., football; Chuck Dicus, football
- 1996 Bill Burnett, football; Kevin McReynolds, baseball; Raymond Peters, football
- 1997 Bill Montgomery, football; Billy Moore, football; Mike Conley, track & field
- 1998 **Nolan Richardson, basketball**; **Marvin Delph, basketball**; Jimmy Johnson, football; Firmon Bynum, football
- 1999 Ronnie Caveness, football; Jerry Jones, football
- 2000 **Tommy Boyer, basketball**; Bobby Burnett, football
- 2001 Orville Henry, journalism; Jerry Lamb, football; Ken Turner, football
- 2002 Steve Atwater, football; Brandon Burlsworth, football; **Joe Kleine, basketball**; Cliff Powell, football
- 2003 O'Neale Adams, football; Louis Schaufele, football, baseball; **Darrell Walker, basketball**
- 2004 Jesse Branch, football; Bud Campbell, journalism; Bud Canada, football; Steve Cox, football; Wayne Martin, football
- 2005 William "Bud" Brooks, football; **Scott Hastings, basketball**

- 2006 Gary Anderson, football; John Daly, golf; Paul Eells, television and radio play-by-play; **Fred Grim, basketball**; Bettye Fiscus Dickey, women's basketball
- 2007 Bobby Crockett, football; Tom Pagnozzi, baseball; George Walker, football; Jim Elder, journalism
- 2008 **Todd Day, basketball**; Bruce James, football; Jon Richardson, football
- 2009 Martine Bercher, football; R.C. Thielemann, football; **Corliss Williamson, basketball**; Jarrell Williams, football
- 2010 Bill Ferrell, trainer and baseball coach; Leotis Harris, football; **Scotty Thurman, basketball**; 1964 National Championship football team
- 2011 Dick Bumpas, football; **Jerry Carlton, basketball**; Ben Cowins, football; Quinn Grove, football; Cliff Horton, football; Cliff Lee, baseball
- 2012 Harry Jones, football; **Lee Mayberry, basketball**; **U.S. Reed, basketball**; Bob Ford, football; **1994 National Championship basketball team**
- 2013 Stacy Lewis, golf; Frank O'Mara, track & field
- 2014 David Bazzel, football; Gary Blair, women's basketball; Dennis "Dirt" Winston, football
- 2015 **Pat Bradley, basketball**; Ron Calcagni, football; Stephen Jones, football; Bowden Wyatt, football; Christy Smith, women's basketball
- 2016 **Almer Lee, basketball**; Greg Koch, football, Fred Marshall, football, Niall O'Shaughnessy, XC and track & field
- 2017 Darren McFadden, football; Larry Jackson, football
- 2018 Kevin Scanlon, football; Brison Manor, football; Dean Weber, training; Jerry Eckwood, football; Shawn Andrews, football
- 2019 Gary Adams, football; Madre Hill, football; Houston Nutt, football
- 2020 Lucas Anthony, football; **Jim Counce, men's basketball**; Ike Forte, football
- 2021 Lisa Cornwell, golf; Lance Harter, XC and track & field; Tim Horton, football; **Joe Johnson, men's basketball**; Johnny Ray, baseball

UNIVERSITY OF ARKANSAS SPORTS HALL OF HONOR

The University of Arkansas Sports Hall of Honor was established in 1988 as a means of honoring the all-time great athletes and coaches that have done so much in establishing a tradition of excellence in University of Arkansas athletics. Only former Razorback lettermen are allowed to vote.


- 1988 Lance Alworth, John Barnhill, Frank Broyles, **Sidney Moncrief, Glen Rose**, Clyde Scott
- 1989 Jim Benton, George Cole, Wayne Harris, Wilson Matthews, Kevin McReynolds, **Wear Schoonover**
- 1990 Miller Barber, **Mel McGaha**, John McDonnell, Loyd Phillips, Jack Robbins, Jim Lee Howell
- 1991 Leon Campbell, Mike Conley, Norm DeBriyn, Dan Hampton, Dave Hanner, Fred Williams
- 1993 **Ron Brewer**, Chuck Dicus, Joe Ferguson, Lamar McHan, Pat Summerall
- 1994 **George Kok**, Maurice Britt, Bill Ferrell, Steve Little, Bettye Fiscus, Billy Ray Smith Sr., Niall O'Shaughnessy, John Daly
- 1995 Bill Burnett, Ken Hatfield, **Eddie Sutton**, R.H. Sikes, Tim Lollar, J. William Fulbright, Bud Brooks
- 1996 Preston Carpenter, Bob Cheyne, Joe Falcon, **Eugene Lambert**, Bill Montgomery, Billy Moore, **Nolan Richardson**, Barry Switzer, Melody Sye
- 1997 Harold Horton, Jim Mooty, Lon Farrell, Billy Ray Smith, Jr., Johnny Ray, Frank O'Mara, Jim Lindsey, Henry Moore, Floyd Sagely
- 1998 Steve Atwater, **Marvin Delph**, Paul Donovan, Bev Lewis, Eddie Bradford, **Ike Poole**, Steve Creekmore, Sr.
- 1999 Fred Akers, **Tommy Boyer**, Ronnie Caveness, Jimmy Johnson, Gordon Long, Gerald Nesbitt, Tom Pagnozzi, Stanley Redwine, George Walker
- 2000 Jesse Branch, Bobby Burnett, Lew Carpenter, Delmonica DeHorney, Howard "Red" Hickey, Jeff King, **Joe Kleine**, Tom Murphy, Dean Weber

- 2001 Alton Baldwin, Jim Bone, Deena Drossin, **Pat Foster**, Quinn Grove, Glen Ray Hines, Cliff Powell, Reuben Reina, Jarrell Williams
- 2002 **Todd Day**, Bobby Crockett, Martine Bercher, Rick Schaeffer, Deane Pappas, Amber Nicholas Shirey, Harold E. "Sonney" Henson, Ronnie Underwood, Ray Hamilton
- 2003 **Johnny Adams**, Gary Anderson, Bud Canada, Chip Hooper, Fred Marshall, Jerry Mazzanti, Cynthia Moore, Scott Tabor, **Corliss Williamson**
- 2004 Brandon Burlsworth, **Jerry Carlton**, Peter Doohan, Harry Jones, Jerry Jones, Seneca Lassiter, Wayne Martin, **Lee Mayberry**, Tracy Webb Rice
- 2005 Dick Booth, Bill Gray, Leotis Harris, **Scott Hastings**, Steve Krueger, Jerry Lamb, Jon Richardson, Christy Smith, R.C. Thielemann
- 2006 Scott Bull, Dick Bumpas, Jay Donathan, Ron Hightower, Bobby Proctor, Louis Schaufele, **Martin Terry**, Amy Yoder Begley, Lance Harter
- 2007 Jim Barnes, Jackie Brasuell, Ben Cowins, Megan Flowers, Dean Garrett, Brenden Pappas, Randy Stewart, Phillip Stidham, **Scotty Thurman**
- 2008 Rodney Brand, Tommy Brasher, Bruce James, Daniel Lincoln, Ryan Lundquist, George McKinney, Gi-Gi Miller, **Darrell Walker**, Steed White
- 2009 Shawn Andrews, Richard Bell, Ron Calcagni, Veronica Campbell-Brown, **Dr. Jim Counce**, Alistair Cragg, Billy Joe Moody, Tom Pucci
- 2010 Bubba Carpenter, **Milan Creighton**, Ike Forte, Karen Gorham, Greg Koch, Kevin Scanlon, **U.S. Reed**, Tracy Robertson, Terry Don Phillips, Erick Walder, Jim Williams
- 2011 Gary Adams, Steve Cox, Jessica Koch Dailey, **Fred Grim**, **Almer Lee**, Brison Manor Jr., Jessica Field Phelan, Godfrey Siamusiye, Pat Serret, Jimmy Walker
- 2012 Edrick Floreal, **Andrew Lang**, Bill McClard, Bruce Maxwell, Ronn Reynolds, **Clyde Rhoden**, Jody Rittenhouse, Lisa Sparks, Terry Stewart, Dennis Winston

- 2013 Barry Foster, Dickey Morton, **Charles Balentine**, Calvin Davis, Greg D'Alexander, Cheryl McArton Ward, Edel Hackett, Don Christian, Buddy Sutton
- 2014 **Pat Bradley**, Freddie Childress, Shemeka Christon, Robert Cox, Graham Hood, Kenoy Kennedy, Stacy Lewis, Pat Morrison, Louis Ramsay
- 2015 Niall Bruton, Deedee Brown-Campbell, Robin Ford, Lynn Garner, **Derek Hood**, Steve Korte, Mike Loggins, Ron Meyer, Kendall Trainor
- 2016 Gregory Lasker, **Oliver Miller**, Lou Holtz, Kendrick Moore, Roddie Haley, Christie Wurth-Thomas, Tammy Kincaid-Dustin, **Tom Pickell**, Danny Rhodes
- 2017 Ken Hamlin, Madre Hill, Troy Eklund, Jack O'Keefe, Melvin Lister, Amy Wright, Chin Bee Khoo, Louis Campbell, Bo Busby
- 2018 April Steiner Bennett, Ron Faurot, Greg Horne, Ivan Jordan, Bruce Lahay, Ewell Lee, Steve Loy, Dana McQuillin, **Rickey Medlock**, Sytia Messer, **Jonathon Modica**, Nick Schmidt, Jerry Spencer, Randy Stephens, Kim Storey Chronister
- 2019 Mike Bender, Tony Cherico, Bill Dorothy, Greg Kolenada, Jim Mabry, Ruthie Miller, Krystal Osborne, Maria Pavlidou, Dean Pryor, Tag Ridings, **James "Doc" Sexton**, Tim Siegel, Gerald Skinner, Shelly Wallace, Kevin Campbell, **James Cathcart**, Dick Cunningham David Dickey, **Joe Johnson**, David Lingmerth, Anthony Lucas, Hal McAfee, Aurelija Miseviciute, LaShaunte'a Moore, Tiffany Woolley Moyer, Wallace Spearmon Jr., Martin Smith, Tommy Trantham, Lee Yoder
- 2020 **Corey Beck**, Ralph Kruas, Amanda McCurdy, Darren McFaden, Ken Turner

TODD DAY

Not only is Arkansas' all-time leading scorers (2,395 pts) but he ranks ninth in rebounds (673), eighth in assists (319) and second in steals (271). His 449 free throws made ranks second and his 226 3-pointers made ranks fifth.



IN THIS SECTION

1,000-Point Scorers.....	122-126
30-Point Games.....	127
Scoring Records	128-129
Field Goal Records.....	130-132
Free Throw Records	133-135
Rebounding Records	136-137
Three-Point Field Goal Records	138-140
Assist Records.....	141
Block Records.....	142
Steal Records	143
Class Records	144
Team Records	145-149
Year-By-Year Comparison	150-152
100-Point Games	153
Miscellaneous Records	154
Postseason Records	155-156
All-Time Series Records	157-165
Year-By-Year Records	166
Coaching Records	167
Year-By-Year Results.....	168-182




Player	Year	Points	Opponent	Date
Rotnei Clarke	So.	51	Alcorn State	11/13/09
Martin Terry	Sr.	47	SMU	02/24/73
Martin Terry	Jr.	46	Texas A&M	01/22/72
Dean Tolson	Sr.	45	Texas A&M	03/02/74
Todd Day	Sr.	43	LSU	01/11/92
Martin Terry	Sr.	43	Memphis	12/23/72
Mason Jones	Jr.	41	Tulsa	12/14/19
Joe Kleine	Sr.	41	Iowa State	12/27/84
Dean Tolson	Sr.	41	Indiana State	01/05/74
Ricky Sugg	Jr.	41	Centenary	12/13/65
Mason Jones	Jr.	40	Auburn	02/04/20
Martin Terry	Jr.	40	Southern Illinois	12/11/71
Al Dillard	Jr.	39	Delaware State	12/11/93
Todd Day	Sr.	39	Alabama	03/14/92
Sidney Moncrief	Sr.	39	Southern Miss	12/23/78
Vernon Murphy	Jr.	39	Missouri-St. Louis	12/21/70
Mason Jones	Jr.	38	Mississippi State	02/15/20
Mason Jones	Jr.	37	Tennessee	02/26/20
Jonathon Modica	Sr.	37	South Carolina	02/04/06
Joe Kleine	Sr.	37	TCU	02/09/85
Alvin Robertson	Sr.	37	North Texas	12/17/83
Martin Terry	Sr.	37	Southern Illinois	12/30/72
Mason Jones	Jr.	36	LSU	03/04/20
Rotnei Clarke	Jr.	36	Vanderbilt	01/29/11
Joe Kleine	Sr.	36	Texas Tech	03/10/85
Dean Tolson	Sr.	36	Rice	02/09/74
Martin Terry	Sr.	36	Missouri-St. Louis	01/06/73
Vernon Murphy	Jr.	36	Baylor	03/02/71
Johnny Adams	Sr.	36	TCU	02/21/41
Bobby Portis	Fr.	35	Alabama	02/05/14
Courtney Fortson	So.	35	Mississippi State	01/28/10
Jannero Pargo	Sr.	35	Mississippi State	02/27/02
Jannero Pargo	Sr.	35	Florida	01/26/02
Lee Mayberry	Sr.	35	LSU	03/03/92
Todd Day	Sr.	35	Auburn	01/04/92
Darrell Walker	Sr.	35	Alabama State	12/15/82
Martin Terry	Sr.	35	Texas A&M	01/13/73
Martin Terry	Sr.	35	TCU	02/20/73
Martin Terry	Sr.	35	Tulane	12/9/72
Tommy Rowland	Jr.	35	Centenary	12/12/66
Tommy Boyer	Jr.	35	LSU	12/19/62
Mason Jones	Jr.	34	South Carolina	01/29/20
Isaiah Joe	So.	34	Ole Miss	01/11/20
Isaiah Joe	Fr.	34	FIU	12/01/18
Michael Washington	Jr.	34	North Texas	01/03/09
Scotty Thurman	Fr.	34	Ole Miss	01/06/93
Scotty Thurman	Fr.	34	Missouri	12/19/92
Todd Day	So.	34	Texas	01/25/90
Mario Credit	Jr.	34	Loyola-Marymount	03/16/89
Tim Scott	Jr.	34	Kansas	12/06/86
Martin Terry	Sr.	34	TCU	01/27/73
Martin Terry	Jr.	34	Texas	02/22/72
Dean Tolson	So.	34	Baylor	02/29/72
Isaiah Joe	So.	33	Texas Southern	11/19/19
Daryl Macon	Sr.	33	Tennessee	12/30/17
Dusty Hannahs	Jr.	33	Florida	03/10/16
Marshawn Powell	Jr.	33	Oklahoma	12/04/12
Jonathon Modica	So.	33	Mississippi State	02/14/04
Jannero Pargo	Sr.	33	Alabama	01/30/02
Pat Bradley	Jr.	33	South Carolina	02/18/98
Todd Day	Jr.	33	UAB	01/30/91
Joe Kleine	Sr.	33	Texas-San Antonio	12/18/84
Sidney Moncrief	Sr.	33	Rice	02/03/79
Dean Tolson	So.	33	TCU	02/12/72
Martin Terry	Jr.	33	Rice	03/04/72
Martin Terry	Jr.	33	Baylor	02/29/72
Vernon Murphy	Jr.	33	Oklahoma	01/05/71
Robert McKenzie	So.	33	Oklahoma City	01/25/68
Tommy Boyer	Jr.	33	TCU	02/10/62
George Kok	Sr.	33	Rice	02/28/48
Mason Jones	Jr.	32	Rice	11/05/18
Daniel Gafford	So.	32	LSU	01/12/19
Bobby Portis	So.	32	Vanderbilt	01/10/15
Rotnei Clarke	So.	32	East Tennessee State	11/27/09
Jannero Pargo	Sr.	32	UT Chattanooga	12/20/01
Pat Bradley	Sr.	32	Western Carolina	12/07/98
Pat Bradley	Sr.	32	North Texas	12/30/98
Scotty Thurman	So.	32	Auburn	01/15/94
Lenzie Howell	Sr.	32	Texas A&M	02/21/90

Player	Year	Points	Opponent	Date
Joe Kleine	Sr.	32	Texas	01/12/85
Joe Kleine	Sr.	32	Texas Tech	01/16/85
Joe Kleine	Jr.	32	Alabama State	12/21/83
Joe Kleine	Jr.	32	North Texas	12/17/83
Ted Thompson	Jr.	32	Western Kentucky	12/03/73
Dean Tolson	So.	32	TCU	02/12/72
Martin Terry	Jr.	32	Texas A&M	02/15/72
Jerry Carlton	Sr.	32	Rice	1962
George Kok	So.	32	Sedalia AAB	1946
George Kok	So.	32	Rice	1946
George Kok	Fr.	32	Texas A&M	1945
BJ Young	Fr.	31	Florida	02/18/12
Sonny Weems	Sr.	31	Indiana	03/21/08
Todd Day	Sr.	31	Jackson State	12/21/91
Todd Day	Jr.	31	Alabama	03/21/91
Lee Mayberry	So.	31	U.S. International	12/09/89
Lenzie Howell	Jr.	31	Texas A&M	03/11/89
Keith Wilson	Sr.	31	Texas	02/08/89
Joe Kleine	Sr.	31	Ohio State	12/01/84
Martin Terry	Sr.	31	Texas	02/13/73
Martin Terry	Jr.	31	Rice	03/04/72
Tommy Rowland	Jr.	31	Michigan	12/30/66
Tommy Boyer	Sr.	31	Baylor	1963
Tommy Boyer	Sr.	31	TCU	1963
Pete Butler	Jr.	31	Texas	1955
George Kok	Sr.	31	Pepperdine	1948
Johnny Adams	Jr.	31	Warrensburg (Mo.)	1940
Mason Jones	Jr.	30	Texas A&M	03/07/20
Mason Jones	Jr.	30	Alabama	02/01/20
Jimmy Whitt Jr.	Gr.Sr.	30	Vanderbilt	01/15/20
Mason Jones	So.	30	Mississippi State	02/16/19
Mason Jones	So.	30	Florida	01/09/19
Daryl Macon	Jr.	30	Ole Miss	02/18/17
Michael Qualls	Jr.	30	Alabama	01/22/15
Michael Washington	Jr.	30	Southeastern Louisiana	11/14/08
Jannero Pargo	Sr.	30	Memphis	01/02/02
Joe Johnson	Fr.	30	Mississippi State	01/22/00
Pat Bradley	So.	30	Missouri	12/07/96
Corliss Williamson	So.	30	Georgia	03/11/94
Todd Day	Jr.	30	Florida State	01/21/91
Todd Day	Jr.	30	Houston	02/07/91
Mario Credit	Jr.	30	Texas	02/08/89
Sidney Moncrief	Sr.	30	Oklahoma	12/02/78
Steve Schall	Sr.	30	North Texas	01/04/79
Marvin Delph	Sr.	30	Texas	02/01/78
Marvin Delph	Jr.	30	SMU	02/02/77
Rickey Medlock	Jr.	30	SMU	02/16/74
Martin Terry	Sr.	30	Missouri Western	12/04/72
Martin Terry	Jr.	30	Rice	02/05/72
Dean Tolson	So.	30	Rice	03/04/72
Donnie Watts	Sr.	30	Rice	1971
Almer Lee	Jr.	30	Texas A&M	1971
Tommy Boyer	Sr.	30	Texas Tech	02/19/63
Manuel Whitley	Sr.	30	Texas A&M	1956

30-POINT GAME FAST FACTS

Total: 133
Total Players: 49
Most Recent: 30 by Mason Jones vs. Texas A&M (03/07/20)
Most in a Season: 10 by Martin Terry, 1973
Most in Career: 18 by Martin Terry, 1972-73
Last with Five or More in Same Season: Mason Jones, 2020 (9)
Most Recent Consecutive 30-Point Games: Mason Jones (3)*
 34 vs. South Carolina (01/29/20); 30 at Alabama (02/01/20); 40 vs. Auburn (02/04/20)
 * - The only Razorback with 3-straight, 30-point games
Most Recent Consecutive 30-Point Games by Different Players:
 Isaiah Joe (34) at Ole Miss (01/11/20)
 Jimmy Whitt Jr. (30) vs Vanderbilt (01/15/20)
Last Game with Multiple Players Scoring 30 Points:
 Keith Wilson, 31 & Mario Credit, 30 vs. Texas (02/08/89)



Martin Terry is the only Arkansas player to average better than 20 points for his career, scoring 1,368 points in 52 games.

SEASON

1.	28.27	Martin Terry (735 pts, 26 gms)	#-LED SWC	1973
2.	24.35	Martin Terry (633 pts, 26 gms)		1972
3.	22.73	Todd Day (500 pts, 22 gms)		1992
4.	22.48	Dean Tolson (472 pts, 21 gms)		1974
5.	22.09	Joe Kleine (773 pts, 35 gms)	#-LED SWC	1985
6.	22.03	Mason Jones (683 pts, 31 gms)	#-LED SEC	2020
7.	22.00	Sidney Moncrief (660 pts, 30 gms)		1979
8.	20.68	Todd Day (786 pts, 38 gms)		1991
9.	20.44	Corliss Williamson (695 pts, 34 gms)		1994
10.	20.39	George Kok (469 pts, 23 gms)	#-LED SWC	1948

CAREER

1.	26.31	Martin Terry (1,368 pts, 52 gms)		1972-73
2.	18.99	Corliss Williamson (1,728 pts, 91 gms)		1993-95
3.	18.89	Todd Day (2,395 pts, 127 gms)		1989-92
4.	18.28	Dean Tolson (1,316 pts, 72 gms)		1972-74
5.	18.07	Joe Kleine (1,753 pts, 97 gms)		1983-85
6.	17.63	Mason Jones (1,146 pts, 65 gms)		2019-20
7.	17.31	George Kok (1,644 pts, 95 gms)		1945-48
8.	17.25	Almer Lee (897 pts, 52 gms)		1970-72
9.	16.93	Sidney Moncrief (2,066 pts, 122 gms)		1976-79
10.	16.63	Vernon Murphy (848 pts, 51 gms)		1970-72

SEC SEASON

1.	23.55	Mason Jones (424 pts, 18 gms)		2020
2.	23.00	Todd Day (368 pts, 16 gms)		1992
3.	21.75	Corliss Williamson (348 pts, 16 gms)		1995
4.	20.81	Corliss Williamson (333 pts, 16 gms)		1994
5.	18.81	Ronnie Brewer (301 pts, 16 gms)		2006
6.	18.61	Bobby Portis (335 pts, 18 gms)		2015
7.	18.00	Courtney Fortson (288 pts, 16 gms)		2010
8.	17.75	Jonathon Modica (284 pts, 16 gms)		2006
9.	17.25	Sonny Weems (276 pts, 16 gms)		2008
10.	17.19	Scotty Thurman (275 pts, 16 gms)		1994

SEC CAREER

1.	23.00	Todd Day (368 pts, 16 gms)		1992
2.	19.68	Corliss Williamson (866 pts, 44 gms)		1993-95
3.	18.92	Mason Jones (681 pts, 36 gms)		2019-20
4.	17.06	Scotty Thurman (819 pts, 48 gms)		1993-95
5.	16.55	Courtney Fortson (513 pts, 31 gms)		2009-10
6.	16.25	Lee Mayberry (260 pts, 16 gms)		1992
7.	15.69	Ronnie Brewer (753 pts, 48 gms)		2004-06
8.	15.36	Bobby Portis (553 pts, 36 gms)		2014-15
9.	15.31	Jannero Pargo (490 pts, 32 gms)		2001-02
10.	14.92	Dusty Hannahs (537 pts, 36 gms)		2016-17

SCORING AVERAGE LEADERS

Year	Player	G	Pts.	Avg.
2019-20	Mason Jones #	31	683	22.0
2018-19	Daniel Gafford	32	542	16.9
2017-18	Jaylen Barford	35	628	17.9
2016-17	Dusty Hannahs	36	518	14.4
2015-16	Dusty Hannahs	32	529	16.5
2014-15	Bobby Portis	36	629	17.5
2013-14	Rashad Madden	33	419	12.7
2012-13	BJ Young	31	470	15.2
2011-12	BJ Young	32	488	15.3
2010-11	Rotnei Clarke	31	471	15.2
2009-10	Courtney Fortson	18	323	17.9
2008-09	Michael Washington	30	464	15.5
2007-08	Sonny Weems	34	509	15.0
2006-07	Patrick Beverley	35	485	13.9
2005-06	Ronnie Brewer	32	589	18.4
2004-05	Ronnie Brewer	30	486	16.2
2003-04	Jonathon Modica	28	462	16.5
2002-03	Jonathon Modica	28	323	11.5
2001-02	Jannero Pargo	29	482	16.6
2000-01	Joe Johnson	30	427	14.2
1999-00	Joe Johnson	23	368	16.0
1998-99	Pat Bradley	34	480	14.1
1997-98	Pat Bradley	33	489	14.8
1996-97	Pat Bradley	32	461	14.4
1995-96	Kareem Reid	33	426	12.9
1994-95	Corliss Williamson	39	770	19.7

Year	Player	G	Pts.	Avg.
1993-94	Corliss Williamson	34	695	20.4
1992-93	Scotty Thurman	31	540	17.4
1991-92	Todd Day	22	500	22.7
1990-91	Todd Day	38	786	20.7
1989-90	Todd Day	35	684	19.5
1988-89	Lenzie Howell	32	466	14.6
1987-88	Ron Huery	30	403	13.4
1986-87	Tim Scott	33	393	11.9
1985-86	William Mills	24	331	13.8
1984-85	Joe Kleine #	35	773	22.1
1983-84	Joe Kleine	32	581	18.2
1982-83	Darrell Walker #	30	546	18.2
1981-82	Scott Hastings	29	539	18.6
1980-81	Scott Hastings	32	523	16.3
1979-80	Scott Hastings	29	469	16.2
1978-79	Sidney Moncrief	30	660	22.0
1977-78	Ron Brewer	36	647	18.0
1976-77	Marvin Delph	28	552	19.7
1975-76	Marvin Delph	27	440	16.3
1974-75	Kent Allison	26	393	15.1
1973-74	Dean Tolson	21	472	22.5
1972-73	Martin Terry #	26	735	28.3
1971-72	Martin Terry	26	633	24.3
1970-71	Almer Lee	23	441	19.2
1969-70	Almer Lee	24	408	17.0
1968-69	James Eldridge	24	328	13.7

Year	Player	G	Pts.	Avg.
1967-68	James Eldridge	24	398	16.6
1966-67	Tommy Rowland	24	443	18.5
1965-66	Ricky Sugg	24	328	13.6
1964-65	Ricky Sugg	24	340	14.2
1963-64	Jim Magness	24	356	14.8
1962-63	Tommy Boyer	24	439	18.3
1961-62	Jerry Carlton	24	438	18.2
1960-61	Pat Foster	23	355	15.4
1959-60	Clyde Rhoden	24	389	16.2
1958-59	Clyde Rhoden	24	350	14.6
1957-58	Fred Grim	27	380	14.1
1956-57	Terry Day	24	301	12.5
1955-56	Manuel Whitley	24	409	17.0
1954-55	Jerald Barnett	24	247	10.3
1953-54	Jerald Barnett	23	225	9.8
1952-53	Gene Lambert	21	270	12.9
1951-52	Walter Kearns	24	216	9.0
1950-51	Billy Hester	22	204	9.3
1949-50	Jim Cathcart	23	233	10.1
1948-49	Bob Ambler	26	259	10.0
1947-48	George Kok #	24	469	19.5
1946-47	Al Williams	24	380	15.8

#-LED SEC (1991-92 season to pres)/SWC



GAME

1.	51	Rotnei Clarke vs. Alcorn State	11/13/09
2.	47	Martin Terry vs. SMU	02/24/73
3.	46	Martin Terry vs. Texas A&M	01/22/72
4.	45	Dean Tolson vs. Texas A&M	03/02/74
5.	43	Todd Day at LSU	01/11/92
	43	Martin Terry vs. Memphis	12/23/72
7.	41	Mason Jones vs. Tulsa	12/14/19
	41	Joe Kleine vs. Iowa State	12/27/84
	41	Dean Tolson at Indiana State	01/05/74
	41	Ricky Sugg at Centenary	12/13/65
11.	40	Mason Jones vs. Auburn	02/04/20
	40	Martin Terry vs. Southern Illinois	12/11/71

SEASON

1.	786	Todd Day	1991
2.	773	Joe Kleine	1985
3.	770	Corliss Williamson	1995
4.	735	Martin Terry	1973
5.	695	Corliss Williamson	1994
6.	684	Todd Day	1990
7.	683	Mason Jones	2020
8.	660	Sidney Moncrief	1979
9.	647	Ron Brewer	1978
10.	633	Martin Terry	1972

CAREER

1.	2,395	Todd Day	1989-92
2.	2,066	Sidney Moncrief	1976-79
3.	1,940	Lee Mayberry	1989-92
4.	1,779	Scott Hastings	1979-82
5.	1,765	Pat Bradley	1996-99
6.	1,753	Joe Kleine	1983-85
7.	1,742	Marvin Delph	1975-78
8.	1,728	Corliss Williamson	1993-95
9.	1,674	Oliver Miller	1989-92
10.	1,650	Scotty Thurman	1993-95

SEC GAME

1.	43	Todd Day at LSU	01/11/92
2.	40	Mason Jones vs. Auburn	02/04/20
3.	38	Mason Jones vs. Mississippi State	02/25/20
4.	37	Mason Jones vs. Tennessee	02/26/20
	37	Jonathon Modica vs. South Carolina	02/04/06
	37	Mason Jones vs. LSU	03/04/20
7.	36	Rotnei Clarke at Vanderbilt	01/29/11
8.	35	Bobby Portis vs. Alabama	02/05/14
	35	Courtney Fortson vs. Mississippi State	01/28/10
	35	Jannero Pargo at Miss. St.	02/27/02
	35	Jannero Pargo vs. Florida	01/26/02
	35	Lee Mayberry vs. LSU	03/03/92
	35	Todd Day vs. Auburn	01/04/92

NOTE: Todd Day scored 39 vs Alabama in 1992 SEC Tournament

SEC SEASON

1.	424	Mason Jones	2020
2.	368	Todd Day	1992
3.	348	Corliss Williamson	1995
4.	335	Bobby Portis	2015
5.	333	Corliss Williamson	1994
6.	301	Ronnie Brewer	2006
7.	289	Anthlon Bell	2016
8.	288	Courtney Fortson	2010
9.	284	Jonathon Modica	2006
10.	278	Moses Kingsley	2016

SEC CAREER

1.	866	Corliss Williamson	1993-95
2.	855	Jonathon Modica	2003-06
3.	834	Pat Bradley	1996-99
4.	819	Scotty Thurman	1993-95
5.	753	Ronnie Brewer	2004-06
6.	701	Marshawn Powell	2010-13
7.	681	Mason Jones	2019-20
8.	668	Kareem Reid	1996-99
9.	647	Rotnei Clarke	2009-11
10.	635	Darian Townes	2005-08



Todd Day owns the program record for most points in a season (786) and for a career (2,395).

POINTS LEADERS

Year	Player	G	Pts.	Avg.
2019-20	Mason Jones	31	683	22.0
2018-19	Daniel Gafford	32	542	16.9
2017-18	Jaylen Barford	35	628	17.9
2016-17	Dusty Hannahs	36	518	14.4
2015-16	Dusty Hannahs	32	529	16.5
2014-15	Bobby Portis	36	629	17.5
2013-14	Rashad Madden	33	419	12.7
2012-13	BJ Young	31	470	15.2
2011-12	BJ Young	32	488	15.3
2010-11	Rotnei Clarke	31	471	15.2
2009-10	Marshawn Powell	32	478	14.9
2008-09	Michael Washington	30	464	15.5
2007-08	Sonny Weems	34	509	15.0
2006-07	Patrick Beverley	35	485	13.9
2005-06	Ronnie Brewer	32	589	18.4
2004-05	Ronnie Brewer	30	486	16.2
2003-04	Jonathon Modica	28	462	16.5
2002-03	Jonathon Modica	28	323	11.5
2001-02	Jannero Pargo	29	482	16.6
2000-01	Joe Johnson	30	427	14.2
1999-00	Joe Johnson	23	368	16.0
1998-99	Pat Bradley	34	480	14.1
1997-98	Pat Bradley	33	489	14.8
1996-97	Pat Bradley	32	461	14.4
1995-96	Kareem Reid	33	426	12.9
1994-95	Corliss Williamson	39	770	19.7

Year	Player	G	Pts.	Avg.
1993-94	Corliss Williamson	34	695	20.4
1992-93	Scotty Thurman	31	540	17.4
1991-92	Lee Mayberry	34	518	15.2
1990-91	Todd Day	38	786	20.7
1989-90	Todd Day	35	684	19.5
1988-89	Lenzie Howell	32	466	14.6
1987-88	Ron Huery	30	403	13.4
1986-87	Tim Scott	33	393	11.9
1985-86	Mike Ratliff	28	368	13.1
1984-85	Joe Kleine	35	773	22.1
1983-84	Joe Kleine	32	581	18.2
1982-83	Darrell Walker	30	546	18.2
1981-82	Scott Hastings	29	539	18.6
1980-81	Scott Hastings	32	523	16.3
1979-80	Scott Hastings	29	469	16.2
1978-79	Sidney Moncrief	30	660	22.0
1977-78	Ron Brewer	36	647	18.0
1976-77	Marvin Delph	28	552	19.7
1975-76	Marvin Delph	27	440	16.3
1974-75	Kent Allison	26	393	15.1
1973-74	Dean Tolson	21	472	22.5
1972-73	Martin Terry	26	735	28.3
1971-72	Martin Terry	26	633	24.3
1970-71	Vernon Murphy	26	458	17.6
1969-70	Almer Lee	24	408	17.0
1968-69	James Eldridge	24	328	13.7

Year	Player	G	Pts.	Avg.
1967-68	James Eldridge	24	398	16.6
1966-67	Tommy Rowland	24	443	18.5
1965-66	Ricky Sugg	24	328	13.6
1964-65	Ricky Sugg	24	340	14.2
1963-64	Jim Magness	24	356	14.8
1962-63	Tommy Boyer	24	439	18.3
1961-62	Jerry Carlton	24	438	18.2
1960-61	Pat Foster	23	355	15.4
1959-60	Clyde Rhoden	24	389	16.2
1958-59	Clyde Rhoden	24	350	14.6
1957-58	Fred Grim	27	380	14.1
1956-57	Terry Day	24	301	12.5
1955-56	Manuel Whitley	24	409	17.0
1954-55	Jerald Barnett	24	247	10.3
1953-54	Jerald Barnett	23	225	9.8
1952-53	Gene Lambert	21	270	12.9
1951-52	Walter Kearns	24	216	9.0
1950-51	Billy Hester	22	204	9.3
1949-50	Jim Cathcart	23	233	10.1
1948-49	Bob Ambler	26	259	10.0
1947-48	George Kok	23	469	20.4
1946-47	Al Williams	24	380	15.8



As a junior in 1990-91, **Oliver Miller** led the nation in field goal percentage, making seven or more field goals in 22 contests.

GAME (MINIMUM 8 ATT.)

1.	1.000	Daniel Gafford vs. Montana State (8-8)	11/21/18
	1.000	Daniel Gafford vs. Minnesota (8-8)	12/09/17
	1.000	Bobby Portis vs. UTSA (8-8)	01/04/13
	1.000	Daryll Saulsberry vs. MacMurray (10-10)	01/04/75
	1.000	Lee Wilson vs. Montevallo (9-9)	02/25/95
	1.000	Steve Schall vs. Weber St. (9-9)	03/11/79
	1.000	Darrell Hawkins vs. Missouri State (8-8)	12/17/92
	1.000	Coty Clarke at Florida (8-8)	02/23/13
	1.000	Joe Kleine vs. St. Peter's (8-8)	12/28/83
8.	.923	Landis Williams vs. Montevallo (12-13)	02/25/95
9.	.909	Sunday Adebayo vs. Alcorn State (10-11)	12/21/95
	.909	Oliver Miller vs. Murray St. (10-11)	03/19/92
	.909	Joe Kleine at Rice (10-11)	01/27/84

SEASON (MINIMUM 100 ATT.)

1.	.704	Oliver Miller (254-361) *-Led NCAA	1991
2.	.699	Leroy Sutton (79-113)	1983
3.	.665	Sidney Moncrief (149-224)	1976
4.	.662	Leroy Sutton (100-151)	1984
5.	.660	Daniel Gafford (214-324) #-LED SEC	2019
6.	.649	Sidney Moncrief (157-242)	1977
7.	.641	Steven Hill (93-145)	2007
8.	.639	Oliver Miller (152-238)	1990
9.	.626	Corliss Williamson (273-436)	1994
10.	.619	Steve Schall (138-223)	1979

CAREER (MINIMUM 500 ATT.)

1.	.636	Oliver Miller (680-1,069)	1989-92
2.	.635	Daniel Gafford (378-595)	2018-19
3.	.606	Sidney Moncrief (739-1,220)	1976-79
4.	.593	Mario Credit (439-740)	1987-90
5.	.585	Joe Kleine (668-1,142)	1983-85
6.	.5832	Charles Ballentine (333-571)	1982-85
7.	.5830	Corliss Williamson (657-1,127)	1993-95
8.	.557	Steve Schall (351-608)	1976-79
9.	.566	Ron Brewer (587-1,038)	1976-78
10.	.544	Scott Hastings (665-1,223)	1979-82

SEC GAME (MINIMUM 9 ATT.)

1.	.889	Marshawn Powell vs. Vanderbilt (8-9)	01/12/13
	.889	Corliss Williamson at LSU (8-9)	02/02/93
3.	.846	Corliss Williamson vs. LSU (11-13)	01/11/94
4.	.833	Corliss Williamson vs. S. Carolina (10-12)	01/22/94
5.	.818	Patrick Beverley vs. Auburn (9-11)	03/08/08
	.818	Derek Hood vs. Auburn (9-11)	02/24/99
	.818	Corliss Williamson vs. Ole Miss (9-11)	01/05/94
	.818	Oliver Miller vs. Mississippi St. (9-11)	01/15/92
9.	.800	Steven Hill vs. LSU (8-10)	01/20/07
10.	.786	Corliss Williamson vs. Vanderbilt (11-14)	02/01/94

SEC SEASON (MINIMUM 90 ATT.)

1.	.652	Corliss Williamson (129-198)	1994
2.	.647	Daniel Gafford (121-187)	2019
3.	.625	Darian Townes (70-112)	2008
4.	.594	Oliver Miller (82-138)	1992
5.	.592	Dwight Stewart (58-98)	1993
6.	.588	Corliss Williamson (70-119)	1993
7.	.560	Bobby Portis (136-243)	2015
	.560	Sunday Adebayo (51-91)	1996
9.	.555	Derek Hood (86-155)	1999
10.	.547	Moses Kingsley (99-181)	2016

SEC CAREER (MINIMUM 200 ATT.)

1.	.621	Daniel Gafford (213-343)	2018-19
2.	.589	Corliss Williamson (318-540)	1993-95
3.	.540	Corey Beck (116-215)	1993-95
4.	.530	Bobby Portis (219-413)	2014-15
5.	.528	Darian Townes (262-496)	2005-08
6.	.513	Darrell Hawkins (123-240)	1992-93
7.	.512	Lee Wilson (109-213)	1994-97
8.	.498	Todd Day (128-257)	1992
9.	.496	Derek Hood (251-506)	1996-99
10.	.481	Mike Washington (177-368)	2007-10

FIELD GOAL PCT LEADERS

(MINIMUM 100 ATTEMPTS)

Season	Player	FGM	FGA	Pct.
2019-20	Jimmy Whitt Jr.	181	372	.487
2018-19	Daniel Gafford #	214	324	.660
2017-18	Daniel Gafford	164	271	.605
2016-17	Manuale Watkins	93	165	.564
2015-16	Moses Kingsley	183	334	.548
2014-15	Bobby Portis	250	466	.536
2013-14	Bobby Portis	161	316	.509
2012-13	Coty Clarke	76	148	.514
2011-12	BJ Young	177	351	.504
2010-11	Delvon Johnson	111	204	.544
2009-10	Marshawn Powell	190	380	.500
2008-09	Michael Washington	178	323	.551
2007-08	Darian Townes	168	279	.602
2006-07	Steven Hill	93	145	.641
2005-06	Charles Thomas	103	198	.520
2004-05	Jonathon Modica	103	198	.520
2003-04	Ronnie Brewer	125	260	.481
2002-03	Dionisio Gomez	91	195	.467
2001-02	Dionisio Gomez	61	116	.526
2000-01	Alonzo Lane	88	171	.515
1999-00	Alonzo Lane	108	193	.560
1998-99	Derek Hood #	173	306	.565
1997-98	Landis Williams	84	139	.604
1996-97	Lee Wilson	84	157	.535
1995-96	Lee Wilson	86	162	.531
1994-95	Corliss Williamson	283	515	.550
1993-94	Corliss Williamson	273	436	.626

Season	Player	FGM	FGA	Pct.
1992-93	Corliss Williamson	101	176	.574
1991-92	Oliver Miller	186	309	.602
1990-91	Oliver Miller * #	254	361	.704
1989-90	Oliver Miller	152	238	.639
1988-89	Mario Credit	149	246	.606
1987-88	Mario Credit	107	183	.585
1986-87	Mario Credit	77	126	.611
1985-86	Eric Poerschke	56	113	.496
1984-85	Joe Kleine	294	484	.607
1983-84	Leroy Sutton	100	151	.662
1982-83	Leroy Sutton	79	113	.699
1981-82	Tony Brown	109	185	.589
1980-81	Scott Hastings	192	341	.563
1979-80	U.S. Reed	166	298	.557
1978-79	Steve Schall	138	223	.619
1977-78	Sidney Moncrief	209	354	.590
1976-77	Sidney Moncrief	157	242	.649
1975-76	Sidney Moncrief *	149	224	.665
1974-75	Kent Allison	172	282	.610
1973-74	Dean Tolson	204	373	.547
1972-73	Martin Terry	264	508	.520
1971-72	Doug Campbell	73	142	.514
1970-71	Donnie Watts	149	290	.514
1969-70	Ricky Tanneberger	75	161	.460
1968-69	Ricky Tanneberger	94	200	.470
1967-68	James Eldridge	155	305	.508

Season	Player	FGM	FGA	Pct.
1966-67	Tommy Rowland	148	300	.483
1965-66	J.D. McConnell	120	259	.463
1964-65	John Talkington	107	220	.486
1963-64	Warren Vogel	111	242	.459
	Ricky Sugg	85	185	.459
1962-63	Jim Magness	87	183	.475
1961-62	Jim Wilson	74	163	.454
1960-61	Ronnie Garner	102	212	.482
1959-60	Jerry Carlton	100	231	.433
1958-59	Clyde Rhoden	131	314	.417
1957-58	Harry Thompson	94	241	.390
1956-57	Fred Grim	107	297	.360
1955-56	Manuel Whitley	135	322	.419
1954-55	Jerald Barnett	88	199	.442
1953-54	Norman Smith	61	155	.393
1952-53	Raymond Shaw	60	151	.398
1951-52	Gene Lambert	74	166	.445
1950-51	Billy Hester	71	149	.476

Led the SEC/SWC

* Led the NCAA



GAME

1.	20	Dean Tolson vs. Texas A&M	03/02/74
2.	17	Dean Tolson vs. Rice	02/09/74
	17	Martin Terry vs. Southern Illinois	02/11/71
4.	16	Todd Day at LSU	01/11/92
	16	Dean Tolson vs. Indiana State	01/05/74
	16	Martin Terry vs. SMU	02/24/73
	16	Vernon Murphy vs. Missouri-St. Louis	12/21/70
8.	15	Rotnei Clarke vs. Alcorn State	11/13/09
	15	Joe Kleine vs. Iowa State	12/27/84
	15	Joe Kleine vs. UTSA	12/18/84
	15	Darrell Walker vs. Alabama State	12/15/82

SEASON

1.	294	Joe Kleine	1985
2.	283	Corliss Williamson	1995
3.	277	Todd Day	1991
4.	273	Corliss Williamson	1994
5.	264	Martin Terry	1973
6.	258	Ron Brewer	1978
7.	254	Oliver Miller	1991
8.	253	Marvin Delph	1978
9.	250	Bobby Portis	2015
10.	245	Marvin Delph	1977

CAREER

1.	835	Todd Day	1989-92
2.	762	Marvin Delph	1975-78
3.	739	Sidney Moncrief	1976-79
4.	723	Lee Mayberry	1989-92
5.	680	Oliver Miller	1989-92
6.	674	George Kok	1945-48
7.	668	Joe Kleine	1983-85
8.	665	Scott Hastings	1979-82
9.	657	Corliss Williamson	1993-95
10.	611	Scotty Thurman	1993-95

FIELD GOALS MADE LEADERS

Season	Player	FGM	FGA	Pct.
2019-20	Mason Jones	191	422	.453
2018-19	Daniel Gafford	214	324	.660
2017-18	Jaylen Barford #	224	477	.470
2016-17	Jaylen Barford	174	397	.438
2015-16	Moses Kingsley	183	334	.548
2014-15	Bobby Portis (6th in NCAA for 201-15)	250	466	.536
2013-14	Bobby Portis	161	316	.509
2012-13	BJ Young	180	401	.449
2011-12	BJ Young	177	351	.504
2010-11	Rotnei Clarke	144	328	.439
2009-10	Marshawn Powell	190	380	.500
2008-09	Michael Washington	178	323	.551
2007-08	Sonny Weems	197	425	.464
2006-07	Sonny Weems	161	332	.485
2005-06	Ronnie Brewer	197	447	.441
2004-05	Ronnie Brewer	171	360	.475
2003-04	Jonathon Modica	157	340	.463
2002-03	Jonathon Modica	117	252	.464
2001-02	Jannero Pargo	165	359	.460
2000-01	Joe Johnson	162	346	.468
1999-00	Joe Johnson	140	302	.464
1998-99	Derek Hood	173	306	.565
1997-98	Pat Bradley	161	421	.382
1996-97	Pat Bradley	150	339	.442
1995-96	Kareem Reid	141	357	.395

SEC GAME

1.	16	Todd Day at LSU	01/11/92
2.	14	Jimmy Whitt Jr. vs. Vanderbilt	01/15/20
	14	Daniel Gafford vs. LSU	01/12/19
	14	Bobby Portis vs. Alabama	02/05/14
5.	13	Bobby Portis vs. Vanderbilt	01/10/15
6.	12	Mason Jones vs. Auburn	02.04.20
	12	Daniel Gafford at Missouri	02/12/19
	12	Rotnei Clarke at Vanderbilt	01/29/11
	12	Marshawn Powell vs. Vanderbilt	02/27/10
	12	Jonathon Modica vs. Miss. St.	02/14/04
	12	Pat Bradley vs. South Carolina	02/18/98
	12	Corliss Williamson at Mississippi State	01/01/94
	12	Scotty Thurman at Auburn	01/15/94
	12	Scotty Thurman vs. Ole Miss	01/06/93
	12	Lee Mayberry vs. LSU	03/03/92

NOTE: Todd Day made 14 FG vs Alabama in 1992 SEC Tournament
Corliss Williamson made 12 FG vs Georgia in 1994 SEC Tourney

SEC SEASON

1.	136	Bobby Portis	2015
2.	129	Corliss Williamson	1994
3.	128	Todd Day	1992
4.	121	Daniel Gafford	2019
5.	119	Corliss Williamson	1995
6.	118	Mason Jones	2020
7.	117	Jaylen Barford	2018
8.	103	Scotty Thurman	1994
9.	102	Scotty Thurman	1993
	102	Sonny Weems	2008

SEC CAREER


1.	318	Corliss Williamson	1993-95
2.	300	Scotty Thurman	1993-95
3.	295	Jonathon Modica	2003-06
4.	271	Marshawn Powell	2010-13
5.	269	Pat Bradley	1996-99
6.	262	Darian Townes	2005-08
7.	251	Derek Hood	1996-99
8.	250	Ronnie Brewer	2004-06
9.	227	Kareem Reid	1996-99
10.	219	Bobby Portis	2014-15



Corliss Williamson led the Razorbacks in made field goals each of his three seasons on campus and is the all-time leader in SEC play.

Season	Player	FGM	FGA	Pct.
1969-70	Almer Lee	180	418	.431
1968-69	James Eldridge	141	308	.458
1967-68	James Eldridge	155	305	.508
1966-67	Tommy Rowland	148	300	.483
1965-66	Ricky Sugg	122	273	.447
1964-65	Ricky Sugg	129	268	.481
1963-64	Jim Magness	125	310	.403
1962-63	Tommy Boyer	146	326	.448
1961-62	Jerry Carlton	149	355	.419
1960-61	Jerry Carlton	122	281	.434
1959-60	Ronnie Garner	135	345	.391
1958-59	Clyde Rhoden	131	314	.417
1957-58	Fred Grim	147	396	.371
1956-57	Terry Day	113	422	.268
1955-56	Manuel Whitley	135	322	.419
1954-55	Jerald Barnett	88	199	.442
1953-54	Jerald Barnett	81	225	.360
1952-53	Gene Lambert	87	263	.331
1951-52	Walter Kearns	82	268	.306
1950-51	D.L. Miller	72	174	.414

Led the SEC



Marvin Delph ranks third all-time in field goal attempts, leading the Razorbacks in scoring as a sophomore and junior.

GAME

1.	36	Deal Tolson vs. Texas A&M	03/02/74
2.	30	Dean Tolson vs. TCU	02/12/72
3.	29	Martin Terry vs. SMU	01/30/73
	29	Terry Day at Oklahoma	12/01/57
5.	28	Pat Bradley vs. North Texas	12/30/98
	28	Ronnie Garner at SMU	03/02/60
7.	27	Courtney Fortson at Vanderbilt	03/08/09
	27	Martin Terry at TCU	02/20/73
9.	26	Courtney Fortson at Mississippi State	01/14/10
	26	Todd Day at LSU	01/11/92
	26	Darrell Walker vs. Alabama State	12/15/82

SEASON

1.	586	Todd Day	1991
2.	515	Corliss Williamson	1995
3.	508	Martin Terry	1973
4.	486	Ron Brewer	1978
5.	484	Joe Kleine	1985
6.	483	Todd Day	1990
7.	477	Jaylen Barford #-LED SEC	2018
8.	466	Bobby Portis	2015
9.	460	Marvin Delph	1977
10.	454	Martin Terry	1972

CAREER

1.	1,744	Todd Day	1989-92
2.	1,460	Lee Mayberry	1989-92
3.	1,440	Marvin Delph	1975-78
4.	1,412	Pat Bradley	1996-99
5.	1,318	Scotty Thurman	1993-95
6.	1,223	Scott Hastings	1979-82
7.	1,220	Sidney Moncrief	1976-79
8.	1,216	Kareem Reid	1996-99
9.	1,166	Jonathon Modica	2003-06
10.	1,156	Ron Huery	1987-88, 90-91

SEC GAME

1.	27	Courtney Fortson at Vanderbilt	03/08/09
2.	26	Courtney Fortson at Miss. St.	01/14/10
	26	Todd Day at LSU	01/11/92
4.	25	Scotty Thurman vs. Ole Miss	01/06/93
5.	23	Scotty Thurman at Alabama	02/15/95
	23	Todd Day vs. Vanderbilt	02/12/92
7.	22	Pat Bradley at Kentucky	01/17/98
8.	21	Marshawn Powell vs. Vanderbilt	02/27/10
	21	Mike Washington at LSU	01/31/09
	21	Corliss Williamson at Mississippi State	01/19/94
	21	Scotty Thurman vs. Tennessee	02/16/93
	21	Todd Day at Georgia	02/18/92

NOTE: Corliss Williamson att. 21 FG vs Kentucky in 1994 SEC Tourney

SEC SEASON

1.	270	Mason Jones	2020
2.	261	Jaylen Barford #-LED SEC	2018
3.	257	Todd Day	1992
4.	243	Bobby Portis	2015
5.	240	Courtney Fortson	2010
6.	229	Sonny Weems	2008
7.	226	Pat Bradley	1998
8.	225	Ronnie Brewer	2006
9.	224	Anthlon Bell	2016
10.	223	Corliss Williamson	1995

SEC CAREER

1.	695	Pat Bradley	1996-99
2.	666	Jonathon Modica	2003-06
3.	645	Scotty Thurman	1993-95
4.	573	Ronnie Brewer	2003-06
5.	567	Marshawn Powell	2010-13
6.	545	Kareem Reid	1996-99
7.	540	Corliss Williamson	1993-95
8.	524	Eric Ferguson	2003-06
9.	509	Anthlon Bell	2013-16
10.	506	Derek Hood	1996-99

FIELD GOALS ATTEMPTED LEADERS

Season	Player	FGM	FGA	Pct.
2019-20	Mason Jones	191	422	.453
2018-19	Daniel Gafford	214	324	.660
2017-18	Jaylen Barford #	224	477	.470
2016-17	Jaylen Barford	174	397	.438
2015-16	Anthlon Bell	172	402	.428
2014-15	Bobby Portis	250	466	.536
2013-14	Bobby Portis	161	316	.509
2012-13	BJ Young	180	401	.449
2011-12	BJ Young	177	351	.504
2010-11	Rotnei Clarke	144	328	.438
2009-10	Marshawn Powell	190	380	.500
2008-09	Courtney Fortson	154	363	.424
2007-08	Sonny Weems	197	425	.464
2006-07	Patrick Beverley	150	351	.427
2005-06	Ronnie Brewer	197	447	.441
2004-05	Ronnie Brewer	171	360	.475
2003-04	Jonathon Modica	157	340	.463
2002-03	Eric Ferguson	104	296	.351
2001-02	Jannero Pargo	165	359	.460
2000-01	Joe Johnson	162	346	.468
1999-00	Chris Walker	129	315	.410
1998-99	Pat Bradley	158	396	.399
1997-98	Pat Bradley	161	421	.382
1996-97	Pat Bradley	150	339	.442
1995-96	Kareem Reid	141	357	.395

Season	Player	FGM	FGA	Pct.
1994-95	Corliss Williamson	283	515	.550
1993-94	Corliss Williamson	273	436	.626
1992-93	Scotty Thurman	204	439	.465
1991-92	Lee Mayberry	181	368	.492
1990-91	Todd Day	277	586	.473
1989-90	Todd Day	237	483	.491
1988-89	Keith Wilson	162	347	.467
1987-88	Ron Huery	147	324	.454
1986-87	Tim Scott	125	327	.382
1985-86	Mike Ratliffe	137	298	.460
1984-85	Joe Kleine	294	484	.607
1983-84	Alvin Robertson	187	375	.494
1982-83	Darrell Walker	197	374	.527
1981-82	Scott Hastings	204	369	.553
1980-81	Scott Hastings	192	341	.563
1979-80	Scott Hastings	172	322	.534
1978-79	Scott Hastings	229	400	.560
1977-78	Ron Brewer	258	486	.531
1976-77	Marvin Delph	245	460	.533
1975-76	Marvin Delph	196	393	.499
1974-75	Kent Allison	172	282	.610
1973-74	Dean Tolson	204	373	.547
1972-73	Martin Terry	264	508	.520
1971-72	Martin Terry	213	454	.469
1970-71	Vernon Murphy	165	340	.485

Season	Player	FGM	FGA	Pct.
1969-70	Almer Lee	180	418	.431
1968-69	James Eldridge	141	308	.458
1967-68	James Eldridge	155	305	.508
1966-67	Tommy Rowland	148	300	.483
1965-66	Ricky Sugg	122	273	.447
1964-65	Ricky Sugg	129	268	.481
1963-64	Jim Magness	125	310	.403
1962-63	Tommy Boyer	146	326	.448
1961-62	Jerry Carlton	149	355	.419
1960-61	Jerry Carlton	122	281	.434
1959-60	Ronnie Garner	135	345	.391
1958-59	Clyde Rhoden	131	314	.417
1957-58	Fred Grim	147	396	.371
1956-57	Terry Day	113	422	.268
1955-56	Manuel Whitley	135	322	.419
1954-55	Pete Butler	76	223	.341
1953-54	Orval Elkins	63	227	.277
1952-53	Walter Kearns	86	276	.312
1951-52	Walter Kearns	82	268	.306
1950-51	D.L. Miller	72	174	.414

Led the SEC



GAME (MINIMUM 11 ATTEMPTS)

1.	1.000	Isaiah Joe vs. Tennessee (12-12)	02/26/20
	1.000	Daryl Macon vs. Texas (14-14)	12/17/16
	1.000	Alandise Harris vs. SMU (11-11)	11/18/13
	1.000	Kareem Reid vs. Memphis (14-14)	02/19/98
	1.000	Ron Huery vs. California (12-12)	12/30/86
	1.000	Scott Hastings vs. Rice (14-14)	02/20/82
	1.000	Sidney Moncrief vs. Houston (11-11)	1979
	1.000	Ron Brewer vs. TCU (11-11)	1978
	1.000	Tommy Boyer vs. Texas Tech (18-18)	02/19/63
10.	.938	Mason Jones vs. South Carolina (15-16)	01/29/20

SEASON (MINIMUM 60 ATT.)

1.	.939	Rickey Medlock (62-66)	1975
2.	.933	Tommy Boyer (125-134) * LED NCAA	1962
3.	.916	Rickey Medlock (87-95) * LED NCAA	1974
4.	.915	Robert Birden (65-71)	1975
5.	.914	Darrell Hawkins (74-81)	1992
6.	.913	Pat Bradley (63-69)	1997
7.	.913	Tommy Boyer (147-161) * LED NCAA	1963
8.	.908	Dusty Hannahs (108-119) # LED SEC	2017
9.	.902	Pat Bradley (74-82)	1998
10.	.890	Isaiah Joe (81-91)	2020

+ Boyer's career FT% was NCAA record (has since been broken)

CAREER (MINIMUM 200 ATT.)

1.	.892	Tommy Boyer (315-353) *	1961-63
2.	.889	Dusty Hannahs (208-234)	2016-17
3.	.871	Daryl Macon (290-333)	2017-18
4.	.863	Rotnei Clarke (202-234)	2009-11
5.	.858	Pat Bradley (247-288)	1996-99
6.	.843	Jerry Carlton (300-356)	1960-62
7.	.829	Ricky Sugg (180-217)	1964-66
8.	.8233	Darrell Hawkins (219-266)	1988-93
9.	.8231	Martin Terry (414-503)	1972-73
10.	.819	Mason Jones (348-425)	2019-20

SEC GAME (MINIMUM 8 ATT.)

1.	1.000	Isaiah Joe vs. Tennessee (12-12)	02/26/20
	1.000	Julysse Nobles (10-10) vs. Auburn	01/25/11
	1.000	Charles Thomas (10-10) vs. Louisiana Tech	12/30/06
	1.000	Kendrick Davis (9-9) vs. Ole Miss	01/17/04
	1.000	Ali Thompson (9-9) vs. Mississippi State	02/23/97
	1.000	Robert Shepherd (10-10) vs. Kentucky	02/10/93
		Arkansas players were 8-for-8	15 other times

SEC SEASON (MIN. 30 ATT.)

1.	.956	Isaiah Joe (43-45)	2020
2.	.941	Pat Bradley (32-34)	1997
	.941	Darrell Hawkins (32-34)	1992
4.	.918	Anthlon Bell (45-49)	2016
5.	.894	Dusty Hannahs (42-47)	2017
6.	.881	Jannero Pargo (37-42)	2002
7.	.868	Rotnei Clarke (59-68)	2011
8.	.867	Pat Bradley (39-45)	1998
9.	.864	Robert Shepherd (38-44)	1993
10.	.857	Daryl Macon (72-84)	2017

SEC CAREER (MIN. 60 ATT.)

1.	.885	Darrell Hawkins (77-87)	1992-93
2.	.878	Isaiah Joe (65-74)	2019-20
3.	.863	Jannero Pargo (63-73)	2001-02
4.	.861	Rotnei Clarke (93-108)	2009-11
5.	.841	Anthlon Bell (69-82)	2013-16
6.	.840	Pat Bradley (137-163)	1996-99
7.	.837	Dusty Hannahs (87-104)	2016-17
8.	.825	Rashad Madden (184-223)	2012-15
9.	.797	Robert Shepherd (51-64)	1992-93
10.	.794	Mason Jones (208-262)	2019-20



As a junior, Rickey Medlock led the nation in free throw percentage (.916) and his season percentage of .938 is tops on the school's list.

FREE THROW PERCENTAGE LEADERS

(MINIMUM 60 ATTEMPTS)

Season	Player	FTM	FTA	Pct.
2019-20	Isaiah Joe	81	91	.890
2019-19	Mason Jones	115	143	.804
2017-18	Daryl Macon #	154	176	.875
2016-17	Dusty Hannahs #	108	119	.908
2015-16	Dusty Hannahs #	100	115	.870
2014-15	Rashad Madden	100	116	.862
2013-14	Rashad Madden	119	145	.821
2012-13	Coty Clarke	75	101	.743
2011-12	Mardracus Wade	66	81	.815
2010-11	Rotnei Clarke	92	107	.860
2009-10	Rotnei Clarke	67	81	.827
2008-09	Michael Sanchez	65	90	.722
2007-08	Sonny Weems	61	76	.803
2006-07	Patrick Beverley	112	138	.812
2005-06	Ronnie Brewer	144	192	.750
2004-05	Charles Thomas	53	69	.768
2003-04	Jonathon Modica	111	142	.782
2002-03	Kendrick Davis	53	67	.791
2001-02	Jannero Pargo	57	73	.781
2000-01	T.J. Cleveland	63	84	.750
1999-00	Joe Johnson	60	79	.759
1998-99	Pat Bradley	71	86	.826
1997-98	Pat Bradley	74	82	.902
1996-97	Pat Bradley	63	69	.913
1995-96	Jesse Pate	48	67	.716
1994-95	Scotty Thurman	57	73	.781
1993-94	Clint McDaniel	52	69	.754
1992-93	Darrell Hawkins	96	116	.828

Season	Player	FTM	FTA	Pct.
1991-92	Darrell Hawkins	74	81	.914
1990-91	Ron Huery	126	150	.840
1989-90	Arlyn Bowers	54	68	.794
1988-89	Lenzie Howell	134	176	.761
1987-88	Tim Scott	73	88	.830
1986-87	Tim Scott	90	111	.811
1985-86	Mike Ratliff	94	126	.746
1984-85	Joe Kleine	185	257	.720
1983-84	Joe Kleine	163	211	.773
1982-83	Alvin Robertson	76	115	.661
1981-82	Tony Brown	52	68	.765
1980-81	U.S. Reed	106	140	.757
1979-80	U.S. Reed	74	93	.796
1978-79	Sidney Moncrief	212	248	.855
1977-78	Marvin Delp	82	94	.872
1976-77	Marvin Delp	62	84	.738
1975-76	Robert Birden	71	87	.816
1974-75	Rickey Medlock	62	66	.939
1973-74	Rickey Medlock * #	87	95	.916
1972-73	Martin Terry	207	242	.855
1971-72	Vernon Murphy	98	119	.824
1970-71	Donnie Watts	62	76	.816
1969-70	James Eldridge	58	81	.716
1968-69	Robert McKenzie	68	84	.810
1967-68	Robert McKenzie	109	132	.826
1966-67	Wally Freeman	52	71	.732
1965-66	Ricky Sugg	64	81	.790
1964-65	Ricky Sugg	77	89	.865

Season	Player	FTM	FTA	Pct.
1963-64	Jim Magness	93	118	.788
1962-63	Tommy Boyer * #	147	161	.913
1961-62	Tommy Boyer * #	125	134	.933
1960-61	Jerry Carlton	101	117	.863
1959-60	Ronnie Garner	89	112	.794
1958-59	Jay Carpenter	70	96	.729
1957-58	Fred Grim	86	102	.843
1956-57	Larry Grisham	89	113	.788
1955-56	Jerald Barnett	69	93	.742
1954-55	Jerald Barnett	71	95	.747
1953-54	Raymond Shaw	49	69	.710
1952-53	Orval Elkins	51	75	.680
1951-52	Gene Lambert	57	86	.663
1950-51	D.L. Miller	57	76	.750
1949-50	Jim Cathcart	63	108	.583

Led the SEC/SWC

* Led the NCAA



Third all-time in free throws made in SEC play, **Rashad Madden** is the only Arkansas native in program history to compile 1,000 points, 300 rebounds and 300 assists as a Razorback.

GAME

1.	22	Martin Terry vs. Texas A&M	01/22/72
2.	19	Vernon Murphy at Missouri-St. Louis	12/06/71
3.	18	Mason Jones vs. Mississippi State	Feb. 15, 2020
	18	Tommy Boyer vs. Texas Tech	02/19/63
5.	15	Mason Jones vs. South Carolina	01/29/20
	16	Tommy Boyer vs. SMU	1962
7.	17	Corliss Williamson vs. Ole Miss	02/18/95
	17	Martin Terry vs. Tulane	1973
9.	14	Daryl Macon vs. Texas	12/17/16
	14	Courtney Fortson vs. Mississippi State	01/28/10
	14	Kareem Reid vs. Memphis	12/19/98
	14	Todd Day vs. Texas	01/25/90
	14	Joe Kleine vs. North Texas	12/17/83

SEASON

1.	233	Mason Jones * LED NCAA	2020
2.	212	Sidney Moncrief #-LED SWC	1979
3.	207	Martin Terry	1973
	207	Martin Terry	1972
5.	203	Corliss Williamson	1995
	203	Sidney Moncrief	1978
7.	185	Joe Kleine	1985
8.	165	Todd Day	1991
9.	163	Joe Kleine	1984
10.	158	Michael Qualls	2015

CAREER

1.	588	Sidney Moncrief	1976-79
2.	499	Todd Day	1989-92
3.	449	Scott Hastings	1979-82
4.	417	Joe Kleine	1983-85
5.	414	Martin Terry	1972-73
6.	413	Corliss Williamson	1993-95
7.	388	Ron Huery	1987-88, 90-91
8.	361	Kareem Reid	1996-99
9.	352	Charles Thomas	2005-08
10.	348	Mason Jones	2019-20

SEC GAME

1.	18	Mason Jones vs. Mississippi State	02/15/20
2.	17	Corliss Williamson vs. Ole Miss	02/18/95
3.	15	Mason Jones vs. South Carolina	01/29/20
4.	14	Courtney Fortson vs. Mississippi State	01/28/10
5.	13	Corliss Williamson vs. Mississippi State	03/05/94
	13	Corliss Williamson at LSU	02/22/95
7.	12	Isaiah Joe vs. Tennessee	02/26/20
	12	Mason Jones vs. Florida	01/09/19
	12	Daryl Macon vs South Carolina	03/08/18
	12	Daryl Macon at Tennessee	01/03/17
	12	Rashad Madden vs. Ole Miss	01/17/15
	12	Rashad Madden vs. LSU	02/15/14
	12	Courtney Fortson at Georgia	02/03/10
	12	Vincent Hunter vs. Ole Miss	01/17/04
	12	Corey Beck at Alabama	01/08/94
	12	Todd Day vs. LSU	03/03/92
	12	Lee Mayberry at Kentucky	01/25/92

SEC SEASON

1.	146	Mason Jones #-LED SEC	2020
2.	109	Corliss Williamson	1995
3.	94	Courtney Fortson	2010
4.	83	Daryl Macon	2018
	83	Rashad Madden	2014
6.	82	Michael Qualls	2015
7.	80	Moses Kingsley	2016
8.	79	Ronnie Brewer	2006
9.	75	Moses Kingsley	2017
	75	Corliss Williamson	1994

SEC CAREER

1.	229	Corliss Williamson	1993-95
2.	208	Mason Jones	2019-20
3.	196	Ronnie Brewer	2004-06
4.	184	Rashad Madden	2012-15
5.	180	Moses Kingsley	2014-17
6.	171	Jonathon Modica	2003-06
7.	157	Kareem Reid	1996-99
8.	137	Michael Qualls	2013-15
	137	Marshawn Powell	2010-13
	137	Pat Bradley	1996-99

FREE THROWS MADE LEADERS

Season	Player	FTM	FTA	Pct.
2019-20	Mason Jones * #	233	282	.826
2018-19	Mason Jones	115	143	.804
2017-18	Daryl Macon	154	176	.875
2016-17	Daryl Macon	136	157	.866
2015-16	Moses Kingsley	142	223	.637
2014-15	Michael Qualls	158	204	.775
2013-14	Marshawn Powell	119	145	.821
2012-13	Marshawn Powell	86	134	.642
2011-12	BJ Young	84	113	.743
2010-11	Rotnei Clarke	92	107	.860
2009-10	Courtney Fortson	104	137	.759
	Mike Washington	104	160	.650
2008-09	Mike Washington	103	171	.602
2007-08	Darian Townes	89	142	.627
2006-07	Charles Thomas	117	151	.755
2005-06	Ronnie Brewer	144	192	.750
2004-05	Ronnie Brewer	108	165	.655
2003-04	Jonathon Modica	111	142	.782
2002-03	Jonathon Modica	58	88	.659
2001-02	JJ Sullinger	72	100	.720
2000-01	Joe Johnson	68	91	.747
1999-00	Chris Walker	64	96	.667
1998-99	Kareem Reid	83	108	.769
1997-98	Kareem Reid	88	119	.739
1996-97	Kareem Reid	74	106	.698
1995-96	Kareem Reid	116	169	.686
1994-95	Corliss Williamson	203	304	.668
1993-94	Corliss Williamson	149	213	.700
1992-93	Darrell Hawkins	96	116	.828

Season	Player	FTM	FTA	Pct.
1991-92	Todd Day	97	127	.764
1990-91	Todd Day	165	221	.747
1989-90	Todd Day	139	183	.760
1988-89	Lenzie Howell	134	176	.761
1987-88	Ron Huery	82	113	.726
1986-87	Ron Huery	106	137	.774
1985-86	Mike Ratliff	94	126	.746
1984-85	Joe Kleine	185	257	.720
1983-84	Joe Kleine	163	211	.773
1982-83	Darrell Walker	152	238	.639
1981-82	Scott Hastings	131	177	.740
1980-81	Scott Hastings	139	189	.735
1979-80	Scott Hastings	125	160	.781
1978-79	Sidney Moncrief #	212	248	.855
1977-78	Sidney Moncrief	203	256	.793
1976-77	Sidney Moncrief	117	171	.684
1975-76	Darryll Saulsberry	91	127	.717
1974-75	Robert Birden	65	71	.915
1973-74	Rickey Medlock	87	95	.916
1972-73	Martin Terry	207	242	.855
1971-72	Martin Terry	207	261	.793
1970-71	Vernon Murphy	128	191	.670
1969-70	Robert McKenzie	95	145	.655
1968-69	Gary Stephens	82	127	.646
1967-68	Robert McKenzie	109	132	.826
1966-67	Tommy Rowland	117	168	.696
1965-66	Steve Rousseau	123	159	.774
1964-65	Steve Rousseau	88	112	.786
1963-64	Jim Magnus	93	118	.788

Season	Player	FTM	FTA	Pct.
1962-63	Tommy Boyer	147	161	.913
1961-62	Tommy Boyer	125	134	.933
1960-61	Pat Foster	113	137	.825
1959-60	Clyde Rhoden	135	181	.746
1958-59	Clyde Rhoden	88	142	.620
1957-58	Fred Grim	86	102	.843
1956-57	Larry Grisham	89	113	.788
1955-56	Jerald Barnett	69	93	.742
1954-55	Norman Smith	92	127	.713
1953-54	Buddy Smith	71	102	.696
1952-53	Gene Lambert	96	145	.662
1951-52	Gene Lambert	57	86	.663
1950-51	Billy Hester	62	88	.705
1949-50	Jim Cathcart	63	108	.583

Led the SEC/SWC
*** Led the NCAA**



GAME

1.	24	Martin Terry vs. Texas A&M	01/22/72
2.	23	Vernon Murphy vs. Oklahoma	01/05/71
3.	22	Corliss Williamson vs. Ole Miss	02/18/95
	22	Lawrence Stolzer vs. Ft. Chaffee	1957
5.	21	Mason Jones vs. Mississippi State	02/15/20
	21	Martin Terry at Tulane	12/09/72
7.	19	Kareem Reid vs. Jackson State	12/30/95
	19	Mario Credit vs. Ole Miss	12/13/88
9.	18	Courtney Fortson vs. Mississippi State	01/28/10
	18	Corliss Williamson at Kentucky	02/09/94
	18	Todd Day vs. Texas	01/25/90
	18	Tommy Boyer vs. Texas Tech	1963

SEASON

1.	304	Corliss Williamson	1995
2.	282	Mason Jones * LED NCAA	2020
3.	261	Martin Terry	1972
4.	257	Joe Kleine	1985
5.	256	Sidney Moncrief	1978
6.	248	Sidney Moncrief	1979
7.	242	Martin Terry	1973
8.	238	Darrell Walker	1983
9.	223	Moses Kingsley	2016
10.	221	Todd Day	1991

CAREER

1.	752	Sidney Moncrief	1976-79
2.	668	Todd Day	1989-92
3.	615	Corliss Williamson	1993-95
4.	600	Scott Hastings	1979-82
5.	577	Joe Kleine	1983-85
6.	524	Darrell Walker	1981-83
7.	508	Moses Kingsley	2014-17
8.	503	Martin Terry	1972-73
9.	502	Kareem Reid	1996-99
10.	494	Ron Huery	1987-88, 90-91

SEC GAME

1.	22	Corliss Williamson vs. Ole Miss	02/18/95
2.	21	Mason Jones vs. Mississippi State	02/15/20
3.	18	Courtney Fortson vs. Mississippi State	01/28/10
	18	Corliss Williamson at Kentucky	02/09/94
5.	17	Corliss Williamson at LSU	02/22/95
6.	16	Mason Jones vs. Auburn	02/04/20
	16	Mason Jones vs. South Carolina	01/29/20
	16	Courtney Fortson at Georgia	02/03/10
	16	Corey Beck at Alabama	01/08/94
10.	15	Corliss Williamson vs. Mississippi State	03/05/94
	15	Todd Day vs. LSU	03/03/92

SEC SEASON

1.	184	Mason Jones #-LED SEC	2020
2.	158	Corliss Williamson	1995
3.	134	Moses Kingsley	2016
4.	123	Courtney Fortson	2010
5.	112	Michael Qualls	2015
6.	105	Ronnie Brewer	2006
7.	101	Moses Kingsley	2017
8.	98	Corliss Williamson	1994
9.	97	Rashad Madden	2014
10.	96	Daryl Macon	2018
	96	Ronnie Brewer	2005

SEC CAREER

1.	323	Corliss Williamson	1993-95
2.	287	Ronnie Brewer	2004-06
3.	280	Moses Kingsley	2014-17
4.	262	Mason Jones	2019-20
5.	244	Jonathon Modica	2003-06
6.	223	Rashad Madden	2012-15
7.	210	Kareem Reid	1996-99
8.	207	Marshawn Powell	2010-13
9.	198	Michael Qualls	2013-15
10.	192	Corey Beck	1993-95



Mason Jones became the first Razorback to lead the SEC (ranking 8th nationally) in scoring (22.03 ppg). A key to that was him leading the NCAA in both free throws made (233) and attempted (282).


FREE THROWS ATTEMPTED

Season	Player	FTM	FTA	Pct.
2019-20	Mason Jones * #	233	282	.826
2018-19	Daniel Gafford	114	193	.591
2017-18	Daryl Macon	154	176	.875
2016-17	Moses Kingsley	128	169	.757
2015-16	Moses Kingsley	142	223	.637
2014-15	Michael Qualls	158	204	.775
2013-14	Rashad Madden	119	145	.821
2012-13	Marshawn Powell	86	134	.642
2011-12	BJ Young	84	113	.743
2010-11	Delvon Johnson	75	126	.595
2009-10	Mike Washington	104	160	.650
2008-09	Mike Washington	103	171	.602
2007-08	Darian Townes	89	142	.627
2006-07	Charles Thomas	117	151	.775
2005-06	Ronnie Brewer	144	192	.750
2004-05	Ronnie Brewer	108	165	.655
2003-04	Jonathon Modica	111	142	.782
2002-03	Jonathon Modica	58	88	.659
2001-02	JJ Sullinger	72	100	.720
2000-01	Joe Johnson	68	91	.747
1999-00	Alonzo Lane	53	106	.500
1998-99	Derek Hood	75	110	.682
1997-98	Nick Davis	76	161	.472
1996-97	Kareem Reid	74	106	.698
1995-96	Kareem Reid	116	169	.686
1994-95	Corliss Williamson	203	304	.668
1993-94	Corliss Williamson	149	213	.700
1992-93	Corey Beck	82	122	.672
1991-92	Todd Day	97	127	.764

Season	Player	FTM	FTA	Pct.
1990-91	Todd Day	165	221	.747
1989-90	Todd Day	139	183	.760
1988-89	Lenzie Howell	134	176	.761
1987-88	Mario Credit	79	118	.669
1986-87	Ron Huery	106	137	.774
1985-86	Mike Ratliff	94	126	.746
1984-85	Joe Kleine	185	257	.720
1983-84	Joe Kleine	163	211	.773
1982-83	Darrell Walker	152	238	.639
1981-82	Scott Hastings	131	177	.740
1980-81	Scott Hastings	139	189	.735
1979-80	Scott Hastings	125	160	.781
1978-79	Sidney Moncrief	212	248	.855
1977-78	Sidney Moncrief	203	256	.793
1976-77	Sidney Moncrief	117	171	.684
1975-76	Darryll Saulsberry	91	127	.717
1974-75	Kent Allison	49	95	.516
1973-74	Rickey Medlock	87	95	.916
1972-73	Martin Terry	207	242	.855
1971-72	Martin Terry	207	261	.793
1970-71	Vernon Murphy	128	191	.670
1969-70	Robert McKenzie	95	145	.655
1968-69	Gary Stephens	82	127	.646
1967-68	Robert McKenzie	109	132	.826
1966-67	Tommy Rowland	117	168	.696
1965-66	Steve Rousseau	123	159	.774
1964-65	Steve Rousseau	88	112	.786
1963-64	Jim Magness	93	118	.788
1962-63	Tommy Boyer	147	161	.913

Season	Player	FTM	FTA	Pct.
1961-62	Tommy Boyer	125	134	.933
1960-61	Pat Foster	113	137	.825
1959-60	Clyde Rhoden	135	181	.746
1958-59	Clyde Rhoden	88	142	.620
1957-58	Fred Grim	86	102	.843
1956-57	Larry Grisham	89	113	.788
	Terry Day	75	113	.663
1955-56	Jerald Barnett	69	93	.742
1954-55	Pete Butler	87	139	.626
1953-54	Jerald Barnett	63	103	.612
1952-53	Gene Lambert	96	145	.662
1951-52	Walter Kearns	52	92	.565
1950-51	Billy Hester	62	88	.705
1949-50	Jim Cathcart	63	108	.583

Led the SEC
* Led the NCAA



Dean Tolson averaged 11.7 rebounds over three seasons at Arkansas, highlighted by the top two single-season performances.

SEASON

1.	13.24	Dean Tolson (278 in 21 gms)	1974
2.	12.40	Dean Tolson (310 in 25 gms)	1973
3.	10.26	Derek Hood (349 in 34 gms) # LED SEC	1999
4.	9.88	Dean Tolson (257 in 26 gms)	1972
5.	9.80	Mike Washington (294 in 30 gms) # LED SEC	2009
6.	9.76	Nick Davis (322 in 33 gms) # LED SEC	1998
7.	9.71	Ronnie Garner (233 in 24 gms)	1960
	9.71	Manuel Whitley (233 in 24 gms)	1956
9.	9.63	Sidney Moncrief (289 in 30 gms)	1979
10.	9.34	Moses Kingsley (299 in 32 gms)	2016

CAREER

1.	11.74	Dean Tolson (845 in 72 gms)	1972-74
2.	8.35	Vernon Murphy (426 in 51 gms)	1970-72
3.	8.32	Sidney Moncrief (1,015 in 122 gms)	1976-79
4.	8.31	Joe Kleine (806 in 97 gms)	1982-85
5.	7.87	Bobby Portis (551 in 70 gms)	2014-15
6.	7.71	Manuel Whitley (347 in 45 gms)	1953; 56
7.	7.65	Derek Hood (1,002 in 131 gms)	1996-99
8.	7.43	Jay Carpenter (557 in 75 gms)	1957-59
9.	7.37	Daniel Gafford (494 in 67 gms)	2018-19
10.	7.18	James Eldridge (517 in 72 gms)	1968-70

SEC SEASON

1.	9.50	Derek Hood (152 in 16 gms)	1999
2.	9.33	Bobby Portis (168 in 18 gms)	2015
3.	9.25	Nick Davis (148 in 16 gms)	1998
4.	8.88	Michael Washington (142 in 16 gms)	2009
5.	8.56	Daniel Gafford (154 in 18 gms)	21019
6.	8.33	Moses Kingsley (150 in 18 gms)	2016
7.	8.31	Patrick Beverley (133 in 16 gms)	2008
8.	8.30	Sunday Adebayo (83 in 10 gms)	1996
9.	7.81	Corliss Williamson (125 in 16 gms)	1994
	7.81	Derek Hood (125 in 16 gms)	1997

SEC CAREER

1.	8.08	Bobby Portis (291 in 36 gms)	2014-15
2.	7.39	Daniel Gafford (266 in 36 gms)	2018-19
3.	7.31	Derek Hood (468 in 64 gms)	1996-99
4.	6.86	Todd Day (110 in 16 gms)	1992
5.	6.75	Corliss Williamson (297 in 44 gms)	1993-95
6.	6.50	Oliver Miller (104 in 16 gms)	1992
7.	6.31	Patrick Beverley (202 in 32 gms)	2007-08
8.	6.03	Joe Johnson (181 in 30 gms)	2000-01
9.	5.81	Roosevelt Wallace (93 in 16 gms)	1992
10.	5.74	Marshawn Powell (287 in 50 gms)	2010-13

REBOUNDING AVERAGE LEADERS

Season	Player	Games	Reb.	Avg.
20019-20	Mason Jones	31	169	5.5
2018-19	Daniel Gafford	32	277	8.7
2017-18	Daniel Gafford	35	217	6.2
2016-17	Moses Kingsley	36	277	7.7
2015-16	Moses Kingsley	32	299	9.3
2014-15	Bobby Portis	36	321	8.9
2013-14	Bobby Portis	34	230	6.8
2012-13	Marshawn Powell	32	174	5.4
2011-12	Devonta Abron	32	135	4.2
2010-11	Delvon Johnson	31	223	7.2
2009-10	Marshawn Powell	32	215	6.7
2008-09	Michael Washington #	30	294	9.8
2007-08	Patrick Beverley	35	231	6.6
2006-07	Charles Thomas	35	195	5.7
2005-06	Darian Townes	32	164	5.1
2004-05	Ronnie Brewer	30	145	4.8
2003-04	Ronnie Brewer	28	153	5.5
2002-03	Dionisio Gomez	28	186	6.6
2001-02	Dionisio Gomez	28	139	5.0
2000-01	Joe Johnson	30	193	6.4
1999-00	Joe Johnson	23	132	5.7
1998-99	Derek Hood #	34	349	10.3
1997-98	Nick Davis #	33	322	9.8
1996-97	Derek Hood #	32	257	8.0
1995-96	Derek Hood	33	200	6.1
1994-95	Corliss Williamson	39	293	7.5
1993-94	Corliss Williamson	34	262	7.7
1992-93	Corliss Williamson	18	92	5.1

Season	Player	Games	Reb.	Avg.
1991-92	Oliver Miller	34	261	7.7
1990-91	Oliver Miller	38	294	7.7
1989-90	Oliver Miller	35	219	6.3
1988-89	Lenzie Howell	32	224	7.0
1987-88	Andrew Lang	30	218	7.3
1986-87	Andrew Lang	32	240	7.5
1985-86	Andrew Lang	26	168	6.5
1984-85	Joe Kleine	35	294	8.4
1983-84	Joe Kleine	32	293	9.2
1982-83	Joe Kleine	30	219	7.3
1981-82	Scott Hastings	29	175	6.0
1980-81	Scott Hastings	32	173	5.4
1979-80	Scott Hastings	29	194	6.7
1978-79	Sidney Moncrief	30	289	9.6
1977-78	Sidney Moncrief	36	278	7.7
1976-77	Sidney Moncrief	28	235	8.4
1975-76	Sidney Moncrief	28	213	7.6
1974-75	Kent Allison	26	213	8.2
1973-74	Dean Tolson	21	278	13.2
1972-73	Dean Tolson	25	310	12.4
1971-72	Dean Tolson	26	257	9.9
1970-71	Vernon Murphy	26	230	8.8
1969-70	Robert McKenzie	24	182	7.6
1968-69	James Eldridge	24	170	7.1
1967-68	Gary Stephens	24	182	7.6
1966-67	Tommy Rowland	23	206	8.9
1965-66	John Talkington	23	196	8.5
	J. D. McConnell	23	196	8.5

Season	Player	Games	Reb.	Avg.
1964-65	J. D. McConnell	22	153	7.0
1963-64	Jim Magness	23	127	5.5
1962-63	Jim Wilson	24	181	7.5
1961-62	Jim Wilson	24	158	6.6
1960-61	Ronnie Garner	23	180	7.8
1959-60	Ronnie Garner	24	233	9.7
1958-59	Jay Carpenter	24	211	8.8
1957-58	Harry Thompson	27	218	8.1
1956-57	Terry Day	24	224	9.3
1955-56	Manuel Whitley	24	233	9.7
1954-55	Pete Butler	24	173	7.2
1953-54	Raymond Shaw	23	138	6.0
1952-53	Walter Kearns	21	143	6.8

Led the SEC



GAME

1.	23	Nick Davis vs. Jackson State	11/21/97
2.	22	Dean Tolson vs. Texas	1973
	22	Dean Tolson vs. Rice	1973
	22	Dean Tolson vs. TCU	02/12/72
5.	21	Dean Tolson vs. Rice	1973
	21	Dean Tolson vs. S. Illinois	12/30/72
	21	Doug Campbell vs. Rockhurst	12/02/72
8.	20	Dean Tolson vs. Rice	02/09/74
	20	John Talkington vs. Texas	1966
10.	19	Dean Tolson vs. Baylor	02/23/74
	19	Dean Tolson vs. Texas	1974
	19	Dean Tolson vs. TCU	1974
	19	Dean Tolson vs. Rice	1973

SEASON

1.	349	Derek Hood	1999
2.	322	Nick Davis	1998
3.	321	Bobby Portis	2015
4.	310	Dean Tolson	1973
5.	299	Moses Kingsley	2016
6.	294	Michael Washington	2009
	294	Oliver Miller	1991
	294	Joe Kleine	1985
9.	293	Corliss Williamson	1995
	293	Joe Kleine	1984

CAREER

1.	1,015	Sidney Moncrief	1976-79
2.	1,002	Derek Hood	1996-99
3.	886	Oliver Miller	1989-92
4.	845	Dean Tolson	1972-74
5.	806	Joe Kleine	1983-85
6.	768	Moses Kingsley	2014-17
7.	690	Andrew Lang	1985-88
8.	680	Scott Hastings	1979-82
9.	673	Todd Day	1989-92
10.	651	Mike Washington	2007-10

REBOUND LEADERS

Season	Player	Games	Reb.	Avg.
2019-20	Mason Jones	31	169	5.5
2018-19	Daniel Gafford	32	277	8.7
2017-18	Daniel Gafford	35	217	6.2
2016-17	Moses Kingsley	36	277	7.7
2015-16	Moses Kingsley	32	299	9.3
2014-15	Bobby Portis	36	321	8.9
2013-14	Bobby Portis	34	230	6.8
2012-13	Marshawn Powell	32	174	5.4
2011-12	Devonta Abron	32	135	4.2
2010-11	Delvon Johnson	31	223	7.2
2009-10	Marshawn Powell	32	215	6.7
2008-09	Michael Washington	30	294	9.8
2007-08	Patrick Beverley	35	231	6.6
2006-07	Charles Thomas	35	195	5.7
2005-06	Darian Townes	32	164	5.1
2004-05	Ronnie Brewer	30	145	4.8
2003-04	Ronnie Brewer	28	153	5.5
2002-03	Dionisio Gomez	28	186	6.6
2001-02	Dionisio Gomez	28	139	5.0
2000-01	Joe Johnson	30	193	6.4
1999-00	Chris Walker	34	154	4.5
1998-99	Derek Hood	34	349	10.3
1997-98	Nick Davis	33	322	9.8
1996-97	Derek Hood	32	257	8.0

SEC GAME

1.	17	Dionisio Gomez vs. Georgia	01/18/03
	17	Nick Davis vs. Alabama	01/24/98
	17	Nick Davis at Auburn	01/21/98
4.	16	Steven Hill at Alabama	01/27/07
	16	Nick Davis at Georgia	02/25/96
	16	Corliss Williamson vs. Kentucky	03/12/94
	16	Todd Day at Tennessee	02/05/92
8.	15	Bobby Portis vs. LSU	03/07/15
	15	Mike Washington vs. Mississippi State	01/10/09
	15	Patrick Beverley at LSU	01/26/08
	15	Charles Thomas at Georgia	03/05/06
	15	Derek Hood at LSU	01/02/99
	15	Nick Davis vs. Vanderbilt	02/07/98

NOTE: Mike Washington had 18 vs Florida in 2009 SEC Tournament
Derek Hood had 17 vs Mississippi State in 1999 SEC Tourney

SEC SEASON

1.	168	Bobby Portis	2015
2.	152	Derek Hood	1999
3.	150	Moses Kingsley	2016
4.	148	Nick Davis	1998
5.	142	Michael Washington	2009
6.	138	Moses Kingsley	2017
7.	133	Patrick Beverley	2008
8.	125	Corliss Williamson	1994
9.	123	Bobby Portis	2014
10.	112	Daniel Gafford	2018
	112	Coty Clarke	2014

SEC CAREER

1.	468	Derek Hood	1996-99
2.	366	Moses Kingsley	2014-17
3.	315	Mike Washington	2007-10
4.	303	Darian Townes	2005-08
5.	297	Corliss Williamson	1993-95
6.	291	Bobby Portis	2014-15
7.	287	Marshawn Powell	2010-13
8.	262	Charles Thomas	2005-08
9.	261	Ronnie Brewer	2004-06
10.	258	Jonathon Modica	2003-06



Bobby Portis set a program freshman record with 230 rebounds in 2013-14 and followed it up with an Arkansas sophomore record 321 boards in 2014-15.

Season	Player	Games	Reb.	Avg.
1971-72	Dean Tolson	26	257	9.9
1970-71	Vernon Murphy	26	230	8.8
1969-70	Robert McKenzie	24	182	7.6
1968-69	James Eldridge	24	170	7.1
1967-68	Gary Stephens	24	182	7.6
1966-67	Tommy Rowland	23	206	8.9
1965-66	John Talkington	23	196	8.5
	J. D. McConnell	23	196	8.5
1964-65	J. D. McConnell	22	153	7.0
1963-64	Jim Magness	23	127	5.5
1962-63	Jim Wilson	24	181	7.5
1961-62	Jim Wilson	24	158	6.6
1960-61	Ronnie Garner	23	180	7.8
1959-60	Ronnie Garner	24	233	9.7
1958-59	Jay Carpenter	24	211	8.8
1957-58	Harry Thompson	24	218	9.1
1956-57	Terry Day	24	224	9.3
1955-56	Manuel Whitley	24	233	9.7
1954-55	Pete Butler	24	173	7.2
1953-54	Raymond Shaw	23	138	6.0
1952-53	Walter Kearns	21	143	6.8



Scotty Thurman shot over 42 percent from long range each of his three seasons, making 80 or more threes each year.

GAME (MINIMUM 4 ATT.)

1.	1.000	Patrick Beverley vs. Auburn (6-6)	03/08/08
	1.000	Dusty Hannahs vs. Charleston S. (5-5)	11/20/15
	1.000	Mardracus Wade at Georgia (5-5)	02/08/12
	1.000	Sonny Weems at LSU (5-5)	01/26/08
		(4-4) 15 times: Last:	
	1	Daryl Macon vs. Auburn (4-4)	02/27/18

SEASON (MINIMUM 75 ATT.)

1.	.504	Lee Mayberry (65-129) # LED SWC	1990
2.	.477	Arlyn Bowers (41-86)	1991
3.	.476	Mardracus Wade (70-147) # LED SEC	2012
4.	.443	Joe Johnson (35-79)	2001
5.	.442	Scotty Thurman (80-181)	1993
6.	.441	Anthlon Bell (889-202)	2016
7.	.438	Rotnei CLark (91-208)	2011
8.	.4331	Dusty Hannahs (81-187)	2016
9.	.4328	Jaylen Barford (87-201)	2018
10.	.4318	Jannero Pargo (95-220)	2002

CAREER (MINIMUM 300 ATT.)

1.	.432	Scotty Thurman (267-618)	1993-95
2.	.425	Jannero Pargo (168-395)	2001-02
3.	.424	Lee Mayberry (218-514)	1989-92
4.	.420	Rotnei Clarke (274-653)	2009-11
5.	.410	Dusty Hannahs (155-378)	2016-17
6.	.405	Daryl Macon (150-370)	2017-18
7.	.401	Al Dillard (138-344)	1994-95
8.	.400	Pat Bradley (366-915)	1996-99
9.	.390	Isaiah Joe (207-548)	2019-20
10.	.384	Todd Day (226-588)	1989-92

SEC GAME (MINIMUM 4 ATT.)

1.	1.000	Patrick Beverley (6-6) vs. Auburn	03/08/08
	1.000	Mardracus Wade (5-5) at Georgia	02/08/12
	1.000	Sonny Weems (5-5) at LSU	01/26/08
	1.000	Daryl Macon vs. Auburn (4-4)	02/27/18
	1.000	Anton Beard at Ole Miss (4-4)	02/14/15
	1.000	Chris Walker at Mississippi State (4-4)	02/12/00
7.	.875	Jannero Pargo vs. Florida (7-8)	01/26/02
8.	.883	(5-6) Four Times Last:	
		Jaylen Barford (5-6) at Florida	01/17/18

SEC SEASON (MIN. 50 ATT.)

1.	.474	Rotnei Clarke (45-95)	2011
2.	.465	Al Dillard (33-71)	1995
3.	.460	Anthlon Bell (52-113)	2016
4.	.451	Teddy Gipson (23-51)	2000
5.	.447	Patrick Beverley (38-85)	2008
6.	.440	Joe Johnson (22-50)	2000
7.	.439	Dusty Hannahs (47-107)	2016
	.439	Scotty Thurman (47-107)	1995
9.	.438	Mardracus Wade (32-73)	2012
10.	.437	Jannero Pargo (52-119)	2002

SEC CAREER (MIN. 75 ATT.)

1.	.436	Lee Mayberry (34-78)	1992
2.	.433	Joe Johnson (39-90)	2000-01
3.	.429	Dusty Hannahs (90-210)	2016-17
4.	.429	Scotty Thurman (130-303)	1993-95
5.	.425	Patrick Beverley (77-181)	2007-08
6.	.421	Jannero Pargo (93-221)	2001-02
7.	.418	Chris Walker (46-110)	1997-00
	.418	Robert Shepherd (33-79)	1992-93
9.	.408	Todd Day (40-98)	1992
10.	.405	Rotnei Clarke (136-336)	2009-11

THREE-POINT PCT. LEADERS (MINIMUM 75 ATTEMPTS)

Season	Player	3PTM	3PTA	Pct.
2019-20	Mason Jones	68	194	.351
2018-19	Isaiah Joe #	113	273	.414
2017-18	Jaylen Barford #	87	201	.433
2016-17	Daryl Macon	65	168	.387
	Dusty Hannahs	74	191	.387
2015-16	Anthlon Bell	89	202	.441
2014-15	Rashad Madden	46	122	.377
2013-14	Rashad Madden	50	125	.400
2012-13	Marshawn Powell	27	78	.346
2011-12	Mardracus Wade #	70	147	.476
2010-11	Rotnei Clarke	91	208	.438
2009-10	Rotnei Clarke #	100	234	.427
2008-09	Rotnei Clarke	83	211	.393
2007-08	Patrick Beverley	65	172	.378
2006-07	Patrick Beverley	73	189	.386
2005-06	Jonathon Modica	55	157	.350
2004-05	Ronnie Brewer	36	91	.396
2003-04	Eric Ferguson	29	85	.341
2002-03	Jonathon Modica	31	86	.360
2001-02	Jannero Pargo	95	220	.432
2000-01	Joe Johnson	35	79	.443
1999-00	TJ Cleveland	49	118	.415
1998-99	Teddy Gipson	31	81	.383

Season	Player	3PTM	3PTA	Pct.
1997-98	Pat Bradley	93	242	.384
1996-97	Pat Bradley	98	230	.426
1995-96	Pat Bradley	82	198	.414
1994-95	Scotty Thurman #	102	239	.427
1993-94	Scotty Thurman	85	198	.429
1992-93	Scotty Thurman	80	181	.442
1991-92	Todd Day	57	133	.429
1990-91	Arlyn Bowers	41	86	.477
1989-90	Lee Mayberry #	65	129	.504
1988-89	Todd Day	31	90	.344
1987-88	Tim Scott	41	116	.354
1986-87	Tim Scott	53	162	.327

Led the SEC/SWC



GAME

1.	13	Rotnei Clarke vs. Alcorn State % SEC Record	11/13/09
2.	12	Al Dillard vs. Delaware State	12/11/93
3.	10	Isaiah Joe vs. FIU	12/01/18
	10	Rotnei Clarke vs. East Tennessee State	11/27/09
	10	Pat Bradley vs. North Texas	12/30/98
6.	9	Lee Mayberry vs. LSU	03/03/92
7.	8	Dusty Hannahs vs. Mississippi State	01/09/16
	8	Pat Bradley vs. Western Carolina	12/07/98
	8	Tank Wallace vs. Auburn	02/21/98
	8	Pat Bradley vs. Troy	12/10/96

SEASON

1.	113	Isaiah Joe ^ SEC Freshman Record (tie)	2019
2.	102	Scotty Thurman	1995
3.	100	Rotnei Clarke	2010
4.	98	Pat Bradley	1997
5.	95	Jannero Pargo	2002
6.	94	Isaiah Joe) # LED SEC	2020
7.	93	Pat Bradley	1999
8.	93	Pat Bradley	1998
9.	91	Rotnei Clarke	2011
10.	89	Anthlon Bell	2016

CAREER

1.	366	Pat Bradley	1996-99
2.	274	Rotnei Clarke	2009-11
3.	267	Scotty Thurman	1993-95
4.	237	Anthlon Bell	2013-16
5.	226	Todd Day	1989-92
6.	218	Lee Mayberry	1989-92
7.	207	Isaiah Joe	2019-pres.
8.	168	Jannero Pargo	2001-02
9.	160	Eric Ferguson	2003-06
10.	155	Dusty Hannahs	2016-17

^ - 4th among NCAA Fresh all-time

SEC GAME

1.	9	Lee Mayberry vs. LSU	03/03/92
2.	8	Dusty Hannahs vs. Miss. State	01/09/16
	8	Tarik Wallace vs. Auburn	02/21/98
4.	7	Isaiah Joe vs. Missouri	01/23/19
	7	Isaiah Joe at Tennessee	01/15/19
	7	Anthlon Bell vs. Ole Miss	03/05/14
	7	Jannero Pargo at Miss. St.	02/27/02
	7	Jannero Pargo at Alabama	01/30/02
	7	Jannero Pargo at Florida	01/26/02
	7	Pat Bradley vs. South Carolina	02/18/98
	7	Scotty Thurman at Auburn	01/14/95
	7	Todd Day vs. Auburn	01/04/92

SEC SEASON

1.	60	Isaiah Joe	2019
2.	52	Anthlon Bell	2016
	52	Jannero Pargo	2002
4.	48	Jaylen Barford	2018
5.	47	Dusty Hannahs	2016
	47	Scotty Thurman	1995
	47	Pat Bradley	1998
8.	46	Daryl Macon	2018
	46	Rotnei Clarke	2009
10.	45	Rotnei Clarke	2011
	45	Rotnei Clarke	2010

SEC CAREER

1.	159	Pat Bradley	1996-99
2.	136	Rotnei Clarke	2009-11
3.	130	Scotty Thurman	1993-95
4.	120	Anthlon Bell	2013-16
5.	94	Jonathon Modica	2003-06
6.	93	Jannero Pargo	2001-02
7.	90	Dusty Hannahs	2016-17
8.	84	Eric Ferguson	2003-06
	83	Mason Jones	2019-20




Isaiah Joe tied an SEC freshman record for 3-pointers made in a season 113 in 2019 – while lead the SEC in 3-point percentage – and he led the SEC in 3-pointers made in 2020 with 94.

THREE-POINT FGS MADE LEADERS

Season	Player	3PTM	3PTA	Pct.
2019-20	Isaiah Joe # (3.6)	94	275	.342
2018-19	Isaiah Joe	113	273	.414
2017-18	Jaylen Barford	87	201	.433
2016-17	Dusty Hannahs	74	191	.387
2015-16	Anthlon Bell	89	202	.441
2014-15	Anthlon Bell	65	185	.351
2013-14	Anthlon Bell	50	151	.331
	Rashad Madden	50	125	.400
2012-13	Anthlon Bell	33	104	.317
2011-12	Mardracus Wade	70	147	.476
2010-11	Rotnei Clarke	91	208	.438
2009-10	Rotnei Clarke	100	234	.427
2008-09	Rotnei Clarke	83	211	.393
2007-08	Patrick Beverley	65	172	.378
2006-07	Patrick Beverley	73	189	.386
2005-06	Jonathon Modica	55	157	.350
2004-05	Eric Ferguson	44	119	.370
2003-04	Jonathon Modica	37	114	.325
2002-03	Eric Ferguson	46	150	.307
2001-02	Jannero Pargo	95	220	.432
2000-01	Jannero Pargo	73	175	.417
1999-00	TJ Cleveland	49	118	.415
1998-99	Pat Bradley # (2.7)	93	245	.380

Season	Player	3PTM	3PTA	Pct.
1997-98	Pat Bradley # (2.8)	93	242	.384
1996-97	Pat Bradley # (3.1)	98	230	.426
1995-96	Pat Bradley	82	198	.414
1994-95	Scotty Thurman	102	239	.427
1993-94	Scotty Thurman	85	198	.429
1992-93	Scotty Thurman	80	181	.442
1991-92	Lee Mayberry	63	162	.389
1990-91	Todd Day	67	189	.354
1989-90	Todd Day	71	176	.403
1988-89	Lee Mayberry	33	74	.446
	Keith Wilson	33	116	.284
1987-88	Tim Scott	41	116	.353
1986-87	Tim Scott	53	162	.327

Led the SEC in 3PT FG Made per game



Pat Bradley ranks fifth all-time with 1,765 career points, taking 65 percent of his field goal attempts from three-point land.

GAME

1.	24	Pat Bradley vs. North Texas	% SEC Record	12/30/98
2.	22	Al Dillard vs. Delaware State		12/11/93
3.	17	Isaiah Joe at Indiana		12/29/19
	17	Rotnei Clarke vs. East Tennessee State		11/27/09
	17	Rotnei Clarke vs. Alcorn State		11/13/09
6.	15	Isaiah Joe at Texas A&M		03/07/20
7.	14	Isaiah Joe vs. South Carolina		01/29/20
	14	Isaiah Joe vs. Valparaiso		12/21/19
	14	Isaiah Joe at Western Kentucky		12/07/19
	14	Isaiah Joe at Auburn		02/20/19
	14	Stef Welsh vs. Ole Miss		03/04/09
	14	Jannero Pargo at Alabama		01/30/02
	14	Pat Bradley vs. Mississippi State		03/06/99

SEASON

1.	275	Isaiah Joe	2020
2.	273	Isaiah Joe	2019
3.	245	Pat Bradley	1999
4.	242	Pat Bradley	1998
5.	239	Scotty Thurman	1995
6.	234	Rotnei Clarke	2010
7.	230	Pat Bradley	1997
8.	220	Jannero Pargo	2002
9.	211	Rotnei Clarke	2009
10.	208	Mason Jones	2019
	208	Rotnei Clarke	2011

CAREER

1.	915	Pat Bradley	1996-99
2.	653	Rotnei Clarke	2009-11
3.	642	Anthlon Bell	2013-16
4.	618	Scotty Thurman	1993-95
5.	588	Todd Day	1989-92
6.	548	Isaiah Joe	2019-20
7.	514	Lee Mayberry	1989-92
8.	480	Eric Ferguson	2003-06
9.	452	Stef Welsh	2007-10
10.	431	Brandon Dean	1999-02

% SEC Record

SEC GAME

1.	15	Isaiah Joe at Texas A&M	03/07/20
2.	14	Isaiah Joe vs. South Carolina	01/29/20
	14	Isaiah Joe at Auburn	02/20/19
	14	Stef Welsh vs. Ole Miss	03/04/09
	14	Jannero Pargo at Alabama	01/30/02
	14	Pat Bradley vs. Mississippi State	03/06/99
7.	13	Isaiah Joe at Ole Miss	01/11/20
	13	Isaiah Joe at Tennessee	01/15/19
	13	Dusty Hannahs vs. Mississippi State	01/09/16
	13	Tarik Wallace at Kentucky	01/17/98
	13	Scotty Thurman at Auburn	01/14/95
	13	Scotty Thurman at LSU	03/02/94
	13	Scotty Thurman vs. Ole Miss	01/06/93

SEC SEASON

1.	141	Isaiah Joe	2019
2.	131	Isaiah Joe	2020
3.	121	Rotnei Clarke	2009
4.	120	Mason Jones	2019
	120	Rotnei Clarke	2010
6.	119	Mason Jones	2020
	119	Jannero Pargo	2002
	119	Pat Bradley	1998
9.	117	Pat Bradley	1997
10.	113	Jaylen Barford	2018
	113	Anthlon Bell	2016

SEC CAREER

1.	429	Pat Bradley	1996-99
2.	336	Rotnei Clarke	2009-11
3.	326	Anthlon Bell	2013-16
4.	303	Scotty Thurman	1993-95
5.	272	Isaiah Joe	2019-20
6.	266	Eric Ferguson	2003-06
7.	263	Jonathon Modica	2003-06
8.	238	Mason Jones	2019-20
9.	223	Brandon Dean	1999-02
10.	221	Jannero Pargo	2001-02

THREE-POINT FGS ATT. LEADERS

Season	Player	3PTM	3PTA	Pct.
2019-20	Isaiah Joe	94	275	.342
2018-19	Isaiah Joe	113	273	.414
2017-18	Daryl Macon	85	202	.421
2016-17	Dusty Hannahs	74	191	.387
2015-16	Anthlon Bell	89	202	.441
2014-15	Anthlon Bell	65	185	.351
2013-14	Anthlon Bell	50	151	.331
2012-13	BJ Young	25	110	.227
2011-12	Mardracus Wade	70	147	.476
2010-11	Rotnei Clarke	91	208	.438
2009-10	Rotnei Clarke	100	234	.427
2008-09	Rotnei Clarke	83	211	.393
2007-08	Patrick Beverley	65	172	.378
2006-07	Patrick Beverley	73	189	.386
2005-06	Jonathon Modica	55	157	.350
2004-05	Eric Ferguson	44	119	.370
2003-04	Jonathon Modica	37	114	.325
2002-03	Eric Ferguson	46	150	.307

Season	Player	3PTM	3PTA	Pct.
2001-02	Jannero Pargo	95	220	.432
2000-01	Jannero Pargo	73	175	.417
1999-00	Chris Walker	44	119	.370
1998-99	Pat Bradley	93	245	.380
1997-98	Pat Bradley	93	242	.384
1996-97	Pat Bradley	98	230	.426
1995-96	Pat Bradley	82	198	.414
1994-95	Scotty Thurman	102	239	.427
1993-94	Scotty Thurman	85	198	.429
1992-93	Scotty Thurman	80	181	.442
1991-92	Lee Mayberry	63	162	.389
1990-91	Todd Day	67	189	.354
1989-90	Todd Day	71	176	.403
1988-89	Keith Wilson	33	116	.284
1987-88	Tim Scott	41	116	.353
1986-87	Tim Scott	53	162	.327

GAME

1.	15	Dontell Jefferson vs. Portland State	11/18/05
	15	Kareem Reid vs. Jackson State	11/22/96
3.	14	Kareem Reid vs. North Texas	12/30/98
	14	Kareem Reid vs. Troy	12/10/96
	14	Kareem Reid at LSU	03/02/96
6.	13	Lee Mayberry vs. Texas A&M	01/23/91
7.	12	Jalen Harris at Colorado State	12/05/18
	12	Jabril Durham vs. Mississippi State	01/09/16
	12	Kareem Reid vs. Florida	01/03/96
	12	Corey Beck vs. Oklahoma	12/28/94
	12	Oliver Miller at LSU	01/11/92
	12	Keith Wilson vs. Loyola-Marymount	03/16/89

SEASON

1.	219	Kareem Reid	1996
2.	209	Lee Mayberry	1991
3.	207	Corey Beck	1995
4.	204	Jabril Durham	2016
5.	202	Lee Mayberry	1992
6.	191	Alvin Robertson	1984
7.	189	Jalen Harris	2019
8.	183	Kareem Reid # LED SEC	1997
	183	Lee Mayberry	1990
10.	181	Kareem Reid	1999

CAREER

1.	749	Kareem Reid	1996-99
2.	729	Lee Mayberry	1989-92
3.	483	Corey Beck	1993-95
4.	379	Eric Ferguson	2003-06
5.	370	Rashad Madden	2012-15
6.	351	Ron Huery	1987-88, 90-91
7.	341	Alvin Robertson	1982-84
8.	319	Todd Day	1989-92
9.	303	Gary Ervin	2007-08
	303	Keith Wilson	1987-89

SEC GAME


1.	14	Kareem Reid at LSU	03/02/96
2.	12	Jabril Durham vs. Mississippi State	01/09/16
	12	Kareem Reid vs. Florida	01/03/96
	12	Oliver Miller at LSU	01/11/92
5.	11	Jabril Durham vs. S. Carolina	03/05/16
	11	Courtney Fortson vs. Florida	01/21/10
	11	Gary Ervin vs. Alabama	01/06/07
8.	10	Eight times	(Last: Jalen Harris at Missouri, 02/12/19)

SEC SEASON

1.	107	Kareem Reid	1996
2.	103	Jabril Durham	2016
3.	95	Courtney Fortson	2010
4.	93	Lee Mayberry	1992
5.	89	Jalen Harris	2019
6.	88	Gary Ervin	2007
7.	87	Corey Beck	1994
8.	84	Corey Beck	1995
8.	80	Rashad Madden	2015
10.	77	Courtney Fortson	2009

SEC CAREER

1.	326	Kareem Reid	1996-99
2.	231	Corey Beck	1993-95
3.	207	Eric Ferguson	2003-06
4.	194	Rashad Madden	2012-15
5.	172	Courtney Fortson	2009-10
6.	154	Ronnie Brewer	2004-06
7.	150	Gary Ervin	2007-08
8.	118	Jabril Durham	2015-16
9.	115	Scotty Thurman	1993-95
10.	112	TJ Cleveland	1999-02



Kareem Reid is the only player in program history to lead Arkansas in assists four straight years, while his 749 assists rank second in SEC history.

ASSIST LEADERS

Season	Player	Games	Assists	Avg.
2019-20	Mason Jones	31	106	3.42
2018-19	Jalen Harris	34	189	5.56
2017-18	Daryl Mason	35	138	3.94
2016-17	Daryl Macon	36	80	2.22
2015-16	Jabril Durham	32	204	6.37
2014-15	Rashad Madden	36	164	4.55
2013-14	Rashad Madden	33	91	2.75
2012-13	BJ Young	31	105	3.39
2011-12	Julysses Nobles	32	99	3.09
2010-11	Julysses Nobles	31	92	2.97
2009-10	Courtney Fortson	18	103	5.72
2008-09	Courtney Fortson	29	172	5.93
2007-08	Gary Ervin	35	134	3.83
2006-07	Gary Ervin	35	169	4.83
2005-06	Dontell Jefferson	32	142	4.44
2004-05	Eric Ferguson	30	128	4.27
2003-04	Ronnie Brewer	28	94	3.36
2002-03	Eric Ferguson	28	91	3.25
2001-02	Jannero Pargo	29	96	3.31
2000-01	TJ Cleveland	31	83	2.68
1999-00	TJ Cleveland	26	76	2.92
1998-99	Kareem Reid	34	181	5.32
1997-98	Kareem Reid	32	166	5.18
1996-97	Kareem Reid #	32	183	5.72

Season	Player	Games	Assists	Avg.
1995-96	Kareem Reid	33	219	6.64
1994-95	Corey Beck	39	207	5.31
1993-94	Corey Beck	34	169	4.97
1992-93	Corey Beck	30	107	3.57
1991-92	Lee Mayberry	34	202	5.94
1990-91	Lee Mayberry	38	209	5.50
1989-90	Lee Mayberry	35	183	5.23
1988-89	Keith Wilson	32	138	4.31
1987-88	Keith Wilson	28	80	2.86
1986-87	Ron Huery	33	89	2.70
1985-86	Scott Rose	24	60	2.50
1984-85	William Mills	32	143	4.47
1983-84	Alvin Robertson	32	191	5.97
1982-83	Alvin Robertson	28	101	3.61
1981-82	Darrell Walker	29	101	3.48
1980-81	Darrell Walker	31	103	3.32
1979-80	Alan Zahn	29	74	2.55
1978-79	Sidney Moncrief	30	80	2.67
1977-78	Jim Counce	36	119	3.31

Led the SEC



As a junior in 1990-91, **Oliver Miller** set a program single-season record with 112 blocks and also passed out over 100 assists.

GAME

1.	10	Steven Hill vs. Texas State	12/06/05
	10	Oliver Miller at Texas	02/04/90
3.	9	Oliver Miller vs. Louisiana Tech	12/05/90
	9	Oliver Miller vs. S. Alabama	12/11/90
5.	8	Moses Kingsley vs. Tennessee Tech	12/12/15
	8	Delvon Johnson vs. Seton Hall	12/08/10
	8	Steven Hill vs. UT Pan American	12/30/05
	8	Andrew Lang vs. Texas Tech	02/07/87
	8	Andrew Lang vs. Rice	01/14/87
10.	7	15 times by nine players	

(Last: Reggie Chaney at Providence, 03/19/19)

SEASON

1.	112	Oliver Miller # LED SWC	1991
2.	99	Steven Hill	2007
3.	93	Moses Kingsley # LED SEC	2017
4.	91	Delvon Johnson	2011
	91	Steven Hill	2006
6.	88	Oliver Miller	1992
7.	85	Oliver Miller	1990
	85	Andrew Lang	1987
9.	80	Nick Davis	1998
10.	79	Andrew Lang	1988

CAREER

1.	345	Oliver Miller	1989-92
2.	318	Steven Hill	2005-08
3.	256	Moses Kingsley	2014-17
4.	252	Andrew Lang	1985-88
5.	194	Darian Townes	2005-08
6.	141	Daniel Gafford	2018-19
7.	130	Nick Davis	1996-98
8.	111	Hunter Mickelson	2011-13
	111	Larry Satchell	2000-03
10.	107	Delvon Johnson	2010-11
	107	Mike Washington	2007-10

SEC GAME

1.	7	Daniel Gafford vs. Auburn	02/27/18
	7	Daniel Gafford vs. Vanderbilt	02/10/18
	7	Hunter Mickelson vs. LSU	01/14/12
	7	Delvon Johnson vs. Georgia	02/02/11
	7	Steven Hill at Alabama	01/18/06
	7	Nick Davis vs. Mississippi State	01/31/98
7.	6	Bobby Portis at LSU	02/01/14
	6	Steven Hill vs. LSU	01/11/06
	6	Nick Davis vs. Tennessee	02/14/98

SEC SEASON

1.	50	Steven Hill	2007
2.	46	Steven Hill	2006
3.	44	Daniel Gafford	2018
	44	Nick Davis	1998
5.	41	Moses Kingsley	2017
	41	Steven Hill	2008
7.	40	Moses Kingsley	2016
	40	Oliver Miller	1992
9.	35	Bobby Portis	2014
	35	Delvon Johnson	2011

SEC CAREER

1.	153	Steven Hill	2005-08
2.	123	Moses Kingsley	2014-17
3.	77	Daniel Gafford	2018-19
4.	75	Darian Townes	2005-08
5.	74	Larry Satchell	2000-03
6.	69	Bobby Portis	2014-15
7.	65	Nick Davis	1996-98
8.	54	Hunter Mickelson	2012-13
9.	53	Mike Washington	2007-10
10.	52	Marshawn Powell	2010-13

BLOCKED SHOTS LEADERS

Season	Player	Games	Blocks	Avg.
2019-20	Adrio Bailey	32	45	1.41
2018-19	Daniel Gafford	32	65	2.03
2017-18	Daniel Gafford	35	76	2.17
2016-17	Moses Kingsley #	36	93	2.58
2015-16	Moses Kingsley	32	76	2.37
2014-15	Bobby Portis	36	50	1.39
2013-14	Bobby Portis	34	54	1.58
2012-13	Hunter Mickelson	32	39	1.22
2011-12	Hunter Mickelson	32	72	2.25
2010-11	Delvon Johnson	31	91	2.94
2009-10	Marshawn Powell	32	42	1.31
2008-09	Mike Washington	30	39	1.30
2007-08	Steven Hill	35	74	2.11
2006-07	Steven Hill	35	99	2.83
2005-06	Steven Hill	32	91	2.84
2004-05	Steven Hill	30	54	1.80
2003-04	Rashard Sullivan	26	28	1.08
2002-03	Larry Satchell	24	29	1.21
2001-02	Larry Satchell	26	20	0.78
2000-01	Larry Satchell	31	45	1.50
1999-00	Alonzo Lane	34	34	1.00
1998-99	Chris Jefferies	34	46	1.35
1997-98	Nick Davis	33	80	2.42
1996-97	Nick Davis	27	31	1.15
1995-96	Lee Wilson	33	32	0.97
1994-95	Corliss Williamson	39	33	0.85

Season	Player	Games	Blocks	Avg.
1993-94	Corliss Williamson	34	39	1.15
1992-93	Corliss Williamson	18	22	1.22
1991-92	Oliver Miller	34	88	2.59
1990-91	Oliver Miller #	38	112	2.95
1989-90	Oliver Miller	35	85	2.43
1988-89	Oliver Miller	30	60	2.00
1987-88	Andrew Lang	30	79	2.63
1986-87	Andrew Lang	32	85	2.66
1985-86	Andrew Lang	26	65	2.50
1984-85	Andrew Lang	33	23	0.70
1983-84	Joe Kleine	32	21	0.66
1982-83	Darrell Walker	30	11	0.37
1981-82	Scott Hastings	29	23	0.79
1980-81	Darrell Walker	31	28	0.90
1979-80	Scott Hastings	29	17	0.59
1978-79	U.S. Reed	30	19	0.63
	Steve Schall	30	19	0.63
1977-78	Steve Schall	36	47	1.31

Led the SEC/SWC



GAME

1.	9	Robert Shepherd at Arizona	12/06/92
2.	8	Clint McDaniel vs. Florida A&M	12/21/94
	8	Darrell Hawkins vs. Holy Cross	03/18/93
	8	Keith Wilson vs. Rice	1989
	8	Alvin Robertson vs. Virginia	03/18/84
	8	Alvin Robertson vs. Purdue	03/19/83
	8	Todd Day at Texas A&M	02/23/91
8.	7	Todd Day vs. Vanderbilt	02/12/92
	7	TJ Cleveland vs. LSU	03/11/00
	7	Ronnie Brewer vs. UL Monroe	12/31/04

SEASON

1.	102	Clint McDaniel % # LED SEC	1995
2.	100	Lee Mayberry	1991
3.	97	Keith Wilson	1989
4.	92	Alvin Robertson	1984
5.	88	Alvin Robertson	1983
6.	87	Robert Shepherd # LED SEC	1993
7.	85	Todd Day	1991
8.	84	Darrell Walker	1983
9.	83	Ronnie Brewer	2006
10.	82	Todd Day	1990

CAREER

1.	291	Lee Mayberry	1989-92
2.	271	Todd Day	1989-92
3.	251	Kareem Reid	1996-99
4.	230	Darrell Walker	1981-83
5.	226	TJ Cleveland	1999-02
	226	Clint McDaniel	1992-95
7.	217	Alvin Robertson	1982-84
8.	216	Ronnie Brewer	2004-06
9.	207	Ron Huery	1987-88, 90-91
10.	188	Keith Wilson	1987-89

% SEC Record | # Led the SEC

SEC GAME

1.	7	TJ Cleveland vs LSU	03/11/00
	7	Todd Day vs. Vanderbilt	02/12/92
3.	6	Isaiah Joe vs. Alabama	03/09/19
	6	Jabril Durham vs. Miss. St.	01/09/16
	6	Marshawn Powell vs. Vanderbilt	01/12/13
	6	Ronnie Brewer vs. Florida	02/28/04
	6	Clint McDaniel vs. Ole Miss	02/18/95
	6	Clint McDaniel vs. Ole Miss	1994
	6	Todd Day vs. LSU	1992
	6	Lee Mayberry vs. Vanderbilt	02/12/92

SEC SEASON

1.	45	Robert Shepherd	1993
2.	43	Todd Day	1992
3.	38	Ronnie Brewer	2004
4.	36	Ronnie Brewer	2005
	36	Lee Mayberry	1992
	36	Clint McDaniel	1995
7.	35	Corey Beck	1994
8.	33	Kareem Reid	1997
9.	32	Mardracus Wade	2013
10.	31	Kareem Reid	1996

SEC CAREER

1.	121	Kareem Reid	1996-99
2.	103	Ronnie Brewer	2004-06
3.	91	TJ Cleveland	1999-02
4.	90	Brandon Dean	1999-02
5.	87	Eric Ferguson	2003-06
	87	Clint McDaniel	1992-95
7.	81	Mardracus Wade	2011-14
8.	75	Corey Beck	1993-95
9.	72	Pat Bradley	1996-99
10.	71	Robert Shepherd	1992-93



One of two players in program history with 50 or more steals four straight years, **Lee Mayberry** was the first Razorback with 100 in a season in 1990-91.

STEAL LEADERS

Season	Player	Games	Steals	Avg.
2019-20	Mason Jones	31	50	1.61
2018-19	Isaiah Joe	34	51	1.50
2017-18	Daryl Macon	35	36	1.03
2016-17	Manuale Watkins	36	45	1.25
2015-16	Jabril Durham	32	52	1.62
2014-15	Bobby Portis	36	39	1.08
2013-14	Coty Clarke	34	51	1.50
2012-13	Mardracus Wade	32	54	1.69
2011-12	Mardracus Wade	32	49	1.53
	Julysses Nobles	32	49	1.53
2010-11	Julysses Nobles	31	35	1.13
2009-10	Rotnei Clarke	31	36	1.13
2008-09	Courtney Fortson	29	33	1.14
2007-08	Sonny Weems	34	45	1.32
2006-07	Patrick Beverley	35	61	1.74
2005-06	Ronnie Brewer % #	32	83	2.59
2004-05	Ronnie Brewer	30	76	2.53
2003-04	Ronnie Brewer	28	57	2.04
2002-03	Eric Ferguson	28	52	1.86
2001-02	TJ Cleveland	29	56	1.93
2000-01	TJ Cleveland	31	61	1.97
1999-00	TJ Cleveland	26	70	2.70
1998-99	Kareem Reid	34	57	1.68
1997-98	Kareem Reid	32	61	1.91


1996-97	Kareem Reid	32	68	2.13
1995-96	Kareem Reid	33	65	1.97
1994-95	Clint McDaniel	37	102 +	2.76
1993-94	Corey Beck	34	68	2.00
1992-93	Robert Shepherd #	31	87	2.81
1991-92	Lee Mayberry	34	75	2.21
1990-91	Lee Mayberry	38	100	2.63
1989-90	Todd Day	35	82	2.34
1988-89	Keith Wilson	32	97	3.03
1987-88	Tim Scott	30	52	1.73
1986-87	Ron Huery	33	59	1.79
1985-86	Byron Irvin	28	31	1.11
1984-85	Charles Balentine	35	45	1.29
1983-84	Alvin Robertson	32	92	2.88
1982-83	Alvin Robertson	28	88	3.14
1981-82	Darrell Walker	29	67	2.31
1980-81	Darrell Walker	31	79	2.55
1979-80	U.S. Reed	29	36	1.24
1978-79	Sidney Moncrief	30	44	1.47
1977-78	Ron Brewer	36	77	2.14

% SEC Record


Led the SEC

+ 102 total steals was SEC Record (has since been broken)

Category	Freshman	Sophomore	Junior	Senior
Scoring Average	Scotty Thurman 17.4, 1993	Corliss Williamson 20.4, 1994	Martin Terry 24.3, 1972	Martin Terry 28.3, 1973
Points	Scotty Thurman 540, 1993	Corliss Williamson 695, 1994	Todd Day 786, 1991	Joe Kleine 773, 1985
FG Percentage (min 100 att.)	Sidney Moncrief .665, 1976	Daniel Gafford .660, 2019	Oliver Miller .704, 1991	Steven Hill .678, 2008
FG Made	Scotty Thurman 204, 1993	Corliss Williamson 273, 1994	Corliss Williamson 283, 1995	Joe Kleine 294, 1985
FG Attempted	Scotty Thurman 439, 1993	Todd Day 483, 1990	Todd Day 586, 1991	Martin Terry 508, 1793
FT Percentage (min 50 att.)	Philip McKeller .864, 1997	Pat Bradley .913, 1997	Tommy Boyer .933, 1962	Rickey Medlock .939, 1975
FT Made	Kareem Reid 116, 1996	Corliss Williamson 149, 1994	Mason Jones 233, 2020	Sidney Moncrief 212, 1979
FT Attempted	Kareem Reid 169, 1996	Corliss Williamson 213, 1994	Corliss Williamson 304, 1995	Joe Kleine 257, 1985
Rebounding Average	Sidney Moncrief 7.6, 1976	Dean Tolson 9.9, 1972	Dean Tolson 12.4, 1973	Dean Tolson 13.2, 1974
Rebounds	Bobby Portis 230, 2014	Bobby Portis 321, 2015	Dean Tolson 310, 1973	Derek Hood 349, 1999
3pt Percentage (min 70 att.)	Isaiah Joe .414, 2019	Lee Mayberry .504, 1990	Chris Walker .458, 1999	Arlyn Bowers .477, 1991
3pt Made	Isaiah Joe 113, 2019	Rotnei Clarke 100, 2010	Scotty Thurman 102, 1995	Jannero Pargo 95, 2002
3pt Attempted	Isaiah Joe 273, 2019	Isaiah Joe 275, 2020	Pat Bradley 242, 1998	Pat Bradley 245, 1999
Assists	Kareem Reid 219, 1996	Jalen Harris 189, 2019	Lee Mayberry 209, 1991	Corey Beck 207, 1995
Blocked Shots	Daniel Gafford 76, 2018	Steven Hill 91, 2006	Oliver Miller 112, 1991	Moses Kingsley 93, 2017
Steals	Kareem Reid 65, 1996	Todd Day 82, 1990	Lee Mayberry 100, 1991	Clint McDaniel 102, 1995



Scotty Thurman owns four freshman class records including scoring average at 17.4 per game in 1993.



Corliss Williamson's dominant sophomore season gave him five Arkansas class records.



Joe Kleine scored 773 points as a senior and also holds senior records for free throws attempted and field goals made.



POINTS

Game:	166 vs. U.S. International	12/09/89
Season:	3,783 *	1991
SEC Game:	117 vs. Auburn	01/15/94
SEC Season:	1,468	1992

SCORING AVERAGE

Season:	99.6	1991
SEC Season:	91.8	1992

FIELD GOALS

Game:	68 vs. U.S. International	12/09/89
Season:	1,414	1991
SEC Game:	43 vs. Auburn	01/15/94
SEC Season:	529	1992

FIELD GOALS ATTEMPTED

Game:	101 vs. U.S. International	12/09/89
Season:	2,820	1991
SEC Game:	66 vs. Mississippi State	02/20/93
SEC Season:	1,089	2015

FIELD-GOAL PERCENTAGE

Game:	.794 vs. Texas Tech (27-34)	02/20/79
Season:	.546 (1,060-1,943) *	1978
SEC Game:	.627 at Missouri (37-59)	01/12/16
SEC Season:	.497 (521-1,049)	1993

THREE-POINT FIELD GOALS

Game:	21 vs. Troy	12/10/96
Season:	361 *	1995
SEC Game:	17 vs. Auburn	01/15/95
	17 vs. Auburn	02/21/98
SEC Season:	143	1995

THREE-POINT FGS ATTEMPTED

Game:	54 vs. North Texas	12/30/88
Season:	917	1995
SEC Game:	38 vs. Ole Miss	03/04/09
SEC Season:	399	2019

THREE-POINT FG PERCENTAGE

Game:	.692 vs. Evansville (9-13)	12/08/15
Season:	.397 (216-544)	2016
SEC Game:	.667 vs. LSU (10-15)	01/26/08
	.667 vs. Mississippi State (16-24)	01/09/16
SEC Season:	.400 (110-275)	1992

FREE THROWS MADE

Game:	48 vs. Ole Miss	01/17/04
Season:	713	1991
SEC Game:	48 vs. Ole Miss	01/17/04
SEC Season:	300	1992

FREE THROWS ATTEMPTED

Game:	65 vs. TCU	03/01/55
Season:	975	1991
SEC Game:	53 vs. Ole Miss	01/17/04
SEC Season:	400	1992

FREE THROW PERCENTAGE

Game: (Min. 8 att.)	1,000 vs. Kentucky (16-16)	02/27/14
	1,000 vs. Texas Tech (12-12),	01/08/66
	1,000 at Centenary (12-12)	01/11/75
Season:	.776 (502-646)	1962
SEC Game:	.941 vs. LSU (16-17)	02/12/05
SEC Season:	.750 (300 of 400)	1992

REBOUNDS

Game:	77 vs. Jackson State	11/22/02
Season:	1,540	1991
SEC Game:	61 vs. Ole Miss	01/18/92
SEC Season:	616	1994

REBOUND AVERAGE

Season:	52.0	1974
SEC Season:	38.5	1994

STEALS

Game:	26 vs. La.-Monroe	11/25/00
Season:	467 *	1991
SEC Game:	21 vs. Mississippi State	01/15/92
SEC Season:	185	1992

ASSISTS

Game:	47 vs. U.S. International	12/09/89
Season:	819	1991
SEC Game:	32 vs. Mississippi State	02/20/93
SEC Season:	299	1993

BLOCKED SHOTS

Game:	18 vs. Missouri	12/05/95
Season:	229	1991
SEC Game:	13 vs. South Carolina	02/19/14
SEC Season:	99	2015

PERSONAL FOULS

Game:	38 vs. Missouri	12/03/60
Season:	789	1995
SEC Game:	33 vs. Ole Miss	01/09/99
SEC Season:	386	2020

TURNOVERS

Game:	32 vs. Providence	11/16/07
	32 vs. Grambling	11/28/86
Season:	633	1995
SEC Game:	28 vs. Auburn	02/05/00
SEC Season:	258	2003

GAMES IN A SEASON

1.	39 *	32-7	1994-95
2.	38	34-4	1990-91
3.	36	26-10	2016-17
3.	36	27-9	2014-15
5.	35	23-12	2017-18
	35	23-12	2007-08
	35	21-14	2006-07
	35	30-5	1989-90
	35	22-13	1984-85

WINS IN A SEASON

1.	34 *	(4 losses)	1990-91
2.	32	(7 losses)	1994-95
	32	(4 losses)	1977-78
4.	31	(3 losses)	1993-94
5.	30	(5 losses)	1989-90
6.	27	(9 losses)	2014-15
7.	26	(10 losses)	2016-17
	26	(8 losses)	1991-92
	26	(4 losses)	1982-83
	26	(2 losses)	1976-77
11.	25	(7 losses)	1988-89
	25	(7 losses)	1983-84
	25	(5 losses)	1978-79

WINS IN AN SEC SEASON

1.	14	(2 losses)	1994
2.	13	(5 losses)	2015
	13	(3 losses)	1992
4.	12	(6 losses)	2017
	12	(4 losses)	1995
6.	11	(5 losses)	1998
7.	10	(8 losses)	2018
	10	(8 losses)	2014
	10	(8 losses)	2013
	10	(6 losses)	2006
	10	(6 losses)	2001
	10	(6 losses)	1993

* Led the NCAA



RAZORBACKS

Season	'51-52	'52-53	'53-54	'54-55	'55-56	'56-57	'57-58	'58-59	'59-60	'60-61	'61-62	'62-63	'63-64	'64-65	'65-66	'66-67	'67-68	'68-69	'69-70	'70-71	'71-72
Games	24	21	23	24	24	24	27	24	24	23	24	24	23	23	23	23	24	24	24	26	26
Tot. Pts.	1187	1382	1496	1727	1616	755	1628	1491	1706	1738	1730	1734	1675	1730	1727	1388	1716	1601	1724	2245	2301
Avg. Pts.	49.4	65.8	65.0	72.0	67.3	62.9	60.3	62.1	71.1	75.6	72.1	72.3	72.4	75.2	75.1	60.3	71.5	66.7	71.8	86.3	88.5
FG	435	484	505	565	571	541	625	571	599	655	614	650	647	649	658	530	638	621	699	831	840
FGA	1331	1558	1605	1579	1642	1749	1835	1572	1559	1497	1576	1556	1560	1471	1509	1188	1436	1415	1597	1754	1830
FG Pct.	.326	.311	.314	.358	.347	.309	.341	.363	.384	.437	.390	.418	.415	.441	.436	.446	.444	.439	.438	.474	.459
3-Pt. FG	--	--	--	--	--	--	--	--	--	--	--	--	--	--	--	--	--	--	--	--	--
3-Pt. Att.	--	--	--	--	--	--	--	--	--	--	--	--	--	--	--	--	--	--	--	--	--
3-Pt. Pct.	--	--	--	--	--	--	--	--	--	--	--	--	--	--	--	--	--	--	--	--	--
FT	317	414	486	597	474	469	378	349	508	428	502	434	381	432	411	328	440	359	334	583	621
FTA	547	656	755	867	715	717	598	538	684	574	647	582	524	578	548	457	597	539	488	820	882
FT Pct.	.579	.632	.643	.689	.663	.654	.632	.648	.743	.745	.776	.746	.727	.747	.750	.718	.737	.666	.700	.711	.704
Rebounds	--	924	872	1050	1147	1225	1228	1095	1117	1043	1092	1056	999	954	1010	746	952	916	934	1091	1236
Reb. Avg.	--	44.0	37.9	43.8	47.8	51.0	45.5	45.6	46.5	45.3	45.5	44.0	43.4	41.5	43.9	32.4	39.7	38.2	38.9	42.0	47.5
Assists	--	--	--	--	--	--	--	--	--	--	--	--	--	--	--	--	--	--	--	--	--
Steals	--	--	--	--	--	--	--	--	--	--	--	--	--	--	--	--	--	--	--	--	--
Blocks	--	--	--	--	--	--	--	--	--	--	--	--	--	--	--	--	--	--	--	--	--
Turnovers	--	--	--	--	--	--	--	--	--	--	--	--	--	--	--	--	--	--	--	--	--
Fouls	577	518	618	517	376	483	530	444	486	476	535	507	520	455	434	383	481	470	465	528	576

OPPONENTS

Season	'51-52	'52-53	'53-54	'54-55	'55-56	'56-57	'57-58	'58-59	'59-60	'60-61	'61-62	'62-63	'63-64	'64-65	'65-66	'66-67	'67-68	'68-69	'69-70	'70-71	'71-72
Tot. Pts.	1275	1322	1432	1715	1551	788	1580	1535	1676	1597	1665	1686	1732	1725	1631	1511	1760	1600	1836	2344	2328
Avg. Pts.	53.1	62.9	62.3	71.4	64.6	65.6	58.5	63.9	69.8	69.5	69.4	70.3	75.3	75.0	71.0	65.7	73.3	66.7	76.5	90.2	89.5
FG	460	401	414	548	558	528	532	568	593	570	578	597	620	652	611	578	641	578	693	927	901
FGA	1363	1187	1269	1463	1478	1364	1500	1425	1482	1347	1430	1460	1448	1446	1407	1251	1468	1260	1540	1873	1861
FG Pct.	.336	.337	.326	.374	.377	.387	.354	.398	.400	.423	.404	.409	.428	.451	.434	.462	.443	.459	.450	.495	.484
3-Pt. FG	--	--	--	--	--	--	--	--	--	--	--	--	--	--	--	--	--	--	--	--	--
3-Pt. Att.	--	--	--	--	--	--	--	--	--	--	--	--	--	--	--	--	--	--	--	--	--
3-Pt. Pct.	--	--	--	--	--	--	--	--	--	--	--	--	--	--	--	--	--	--	--	--	--
FT	355	520	604	619	435	523	516	399	490	457	509	492	492	421	409	355	458	444	440	491	526
FTA	571	796	953	889	633	793	753	591	703	666	716	700	696	602	573	495	639	625	610	686	787
FT Pct.	.622	.653	.634	.695	.687	.659	.685	.675	.697	.686	.712	.703	.707	.699	.714	.717	.717	.710	.738	.716	.668
Rebounds	--	803	844	939	1012	1051	1090	1031	1064	931	1035	1089	1086	975	1014	838	979	879	1109	120	1236
Reb. Avg.	--	38.2	36.7	39.1	42.2	43.8	40.4	43.0	44.3	40.5	43.1	45.4	47.2	42.4	44.1	34.9	40.8	36.6	46.2	46.6	47.5
Assists	--	--	--	--	--	--	--	--	--	--	--	--	--	--	--	--	--	--	--	--	--
Steals	--	--	--	--	--	--	--	--	--	--	--	--	--	--	--	--	--	--	--	--	--
Blocks	--	--	--	--	--	--	--	--	--	--	--	--	--	--	--	--	--	--	--	--	--
Turnovers	--	--	--	--	--	--	--	--	--	--	--	--	--	--	--	--	--	--	--	--	--
Fouls	513	438	500	508	432	430	458	406	478	400	482	424	413	428	438	384	467	425	391	630	620



Lee Mayberry set the program record for games played with 139 and also made a record 96 straight starts along the way.

Individual

Consecutive Games Started

96, Lee Mayberry (11/27/88 - 02/23/91)

Most Games Played in a Career

139, Lee Mayberry (89-92)

Consecutive Free Throws Made

48, Rickey Medlock (12/21/74 - 03/04/75, 20 games)

Consecutive Games with a 3-Point Field Goal

60, Pat Bradley (1997-98)

Most Points in Consecutive Games

82, Martin Terry
35 at TCU (02/20/73)
47 vs. SMU (02/24/73)

Double-Doubles in a Career

42, Dean Tolson (1972-74)
36, Joe Kleine (1983-85)
34, Derek Hood (1996-99)

Double-Doubles in a Season

18, Derek Hood (1999)
16, Moses Kingsley (2016); Dean Tolson (1974)
15, Joe Kleine (1984); Dean Tolson (1973)

Consecutive Double-Doubles

9, Dean Tolson (02/02/74 - 03/02/74)
6, Derek Hood (02/20/99 - 03/07/99)

Triple-Doubles

Alvin Robertson
23 pts, 11 rbs, 10 ast at Texas - W, 70-66 (01/19/84)
Courtney Fortson
20 pts, 10 rbs, 11 ast vs. NC Central - W, 98-70 (12/10/08)

Team

All-Time Record

1,708-967 (.639), 97 seasons

All-Time Conference Record

835-559 (.600)

All-Time SEC Record

250-230 (.529), 29 seasons

All-Time SWC Record

585-329 (.640), 68 seasons

All-Time Conference Tournament Record

50-37 (.575)

All-Time SEC Tournament Record

27-27 (.500)

All-Time SWC Tournament Record

23-10 (.697)

All-Time NCAA Tournament Record

42-32 (.568)

All-Time Record as a Ranked Team

Overall: 389-108 (.782)
Home: 172-13 (.930)
Away: 108-52 (.675)
Neutral: 109-43 (.717)

All-Time Record as a Top 10 Ranked Team

Overall: 190-43 (.815)
Home: 80-4 (.952)
Away: 47-21 (.691)
Neutral: 63-18 (.778)

All-Time Record as a Top Five Team

Overall: 113-24 (.825)
Home: 52-1 (.981)
Away: 28-15 (.651)
Neutral: 33-8 (.805)

All-Time Record as the No. 1-Ranked Team

Overall: 16-4 (.800)
Home: 8-0 (1.000)
Away: 6-2 (.750)
Neutral: 2-2 (.500)

All-Time Record vs. Ranked Teams

Overall: 98-152 (.392)
Home: 51-33 (.607)
Away: 14-58 (.194)
Neutral: 34-58 (.370)

All-Time Record vs. Top 10 Teams

Overall: 32-77 (.194)
Home: 19-13 (.594)
Away: 4-31 (.114)
Neutral: 9-33 (.214)

All-Time Record vs. Top Five Teams

Overall: 16-49 (.215)
Home: 11-8 (.580)
Away: 1-18 (.053)
Neutral: 4-23 (.148)

All-Time Record vs. No. 1 Ranked Teams

Overall: 1-11 (.083)
Home: 0-2 (.000)
Away: 0-2 (.000)
Neutral: 1-7 (.125)

All-Time Record in Top 25 Matchups

Overall: 40-44 (.476)
Home: 13-6 (.684)
Away: 4-14 (.222)
Neutral: 23-24 (.489)

Barnhill Arena All-Time Record

304-94 (.764)

Bud Walton Arena All-Time Record

373-89 (.807)

"Home" Neutral Games at:

Blytheville: 2-0 (1.000)
El Dorado: 1-0 (1.000)
Fort Smith: 2-0 (1.000)
Jonesboro: 1-0 (1.000)
Little Rock: 79-21 (.790)
Marion: 1-0 (1.000)
North Little Rock: 16-9 (.640)
Pine Bluff: 28-2 (.933)

Consecutive Winning Seasons

26 (1924-49)

Consecutive Non-Losing Seasons

28 (1924-51)

Consecutive Season-Opening Wins

25 (1924-48)

Longest Winning Streak

31 Games (1927-29)

Consecutive Conference Wins

21 (1926-29)

Consecutive Conference Losses

9 (1970-71)

Fewest Wins

5 (69-70, 70-71)

Fewest Losses

1 (27-28, 28-29)

Fewest Points

519 (16 games 1926-27)
643 (20 games or more 1929-30)

Greatest Scoring Margin

19.2 (90-91)

Lowest Scoring Average

28.0 (29-30, 643 in 23 games)

Worst Winning Percentage

.192 (5 wins 21 losses, 1970-71)

Most Points Allowed

3115 (1994-95; 39 games)

Fewest Points Allowed

374 (16 games; 1926-27)
448 (20 games or more 1925-26)

Longest Losing Streak

10 games (1970-71)

Fewest Personal Fouls

434 (1965-66)

Fewest Rebounds

862 (1981-82)

Smallest Margin of Victory

70 one-point games
(Last game 62-61 (OT) at Georgia Tech, 11/25/19)

Smallest Margin of Defeat

64 one-point games
(Last game 78-77 vs Mississippi State, 02/15/20)

Most Points in a Loss

110 vs. Baylor (111) OT, 03/2/71

All-Time Overtime Record

65-58, .528 (8-2 in 2 OT; 0-1 in 3OT)

Last OT Game

Arkansas 79, Missouri 83, 02/08/20

Last 2 OT Game

Arkansas 80, at Georgia 77, 01/23/18

Last 3 OT Game

Houston 90, Arkansas 84, 2/9/80

Most OT Games in a Season

5, 2x, last in 2015-16 (2 wins, 3 losses)

Most Points Opponent Floor

117 (Arkansas 117, Auburn 105, 1/15/94)

Most Points Neutral Floor

120 (Arkansas 120, Texas 89, 3/10/91; Arkansas 120, Loyola-Marymount 101, 3/16/89)

Most Points 1st Half

78 vs. US International, 12/9/89

Most Points 2nd Half

88 vs. US International, 12/9/89

Most Points in OT

19 vs. LSU (106-92), 3/3/92; Arkansas 19, LSU 5

Fewest Points in OT

3 at Ga Tech (62-61), 11/25/19; Arkansas 3, Ga Tech 2

Fewest Points, Both Teams

28 (SMU 17, Arkansas 11 in 1923)

Fewest Points Allowed

6 (Arkansas 64, Fort Smith National Guard 6 in 1925)

Modern Record for Fewest Points Allowed (since 1935)

14 (Arkansas 39, Baylor 14 in 1936)

Fewest Turnovers

3 at Missouri, 1/24/15



NCAA TOURNAMENT RESULTS (42-32, .568)

33 NCAA Tournament bids [32 appearances]

2018 EAST REGIONAL

1st RD: Butler 79, Arkansas 62

2017 SOUTH REGIONAL

1st RD: Arkansas 77, Seton Hall 71
2nd RD: North Carolina 72, Arkansas 65

2015 WEST REGIONAL

2nd RD: Arkansas 56, Wofford 53
3rd RD: North Carolina 87, Arkansas 78

2008 EAST REGIONAL

1st RD: Arkansas 86, Indiana 72
2nd RD: North Carolina 108, Arkansas 77

2007 EAST REGIONAL

1st rnd: Southern California 77, Arkansas 60

2006 OAKLAND REGIONAL

1st RD: Bucknell 59, Arkansas 55

2001 WEST REGIONAL

1st RD: Georgetown 63, Arkansas 61

2000 SOUTH REGIONAL

1st rnd: Miami (Fla.) 75, Arkansas 71

1999 WEST REGIONAL

1st RD: Arkansas 94, Siena 80
2nd RD: Iowa 82, Arkansas 72

1998 WEST REGIONAL

1st RD: Arkansas 74, Nebraska 65
2nd RD: Utah 69, Arkansas 65

1996 EAST REGIONAL

1st RD: Arkansas 86, Penn State 80
2nd RD: Arkansas 65, Marquette 56
Sweet 16: Massachusetts 79, Arkansas 63

1995 MIDWEST REGIONAL

1st RD: Arkansas 79, Texas Southern 78
2nd RD: Arkansas 96, Syracuse 94 (OT)
Sweet 16: Arkansas 96, Memphis 91 (OT)
Elite Eight: Arkansas 68, Virginia 61

FINAL FOUR

Semifinal: Arkansas 75, North Carolina 68
Championship Game: UCLA 89, Arkansas 78

NATIONAL RUNNER-UP

1994 MIDWEST REGIONAL

1st RD: Arkansas 94, North Carolina A&T 79
2nd RD: Arkansas 85, Georgetown 73
Sweet 16: Arkansas 103, Tulsa 84
Elite Eight: Arkansas 76, Michigan 68

FINAL FOUR

Semifinal: Arkansas 91, Arizona 82
Championship Game: Arkansas 76, Duke 72

NATIONAL CHAMPION

1993 EAST REGIONAL

1st RD: Arkansas 94, Holy Cross 64
2nd RD: Arkansas 80, St. John's 74
Sweet 16: North Carolina 80, Arkansas 74

1992 MIDWEST REGIONAL

1st RD: Arkansas 80, Murray State 60
2nd RD: Memphis State 82, Arkansas 80

1991 SOUTHEAST REGIONAL

1st RD: Arkansas 117, Georgia State 76
2nd RD: Arkansas 97, Arizona State 90
Sweet 16: Arkansas 93, Alabama 70
Elite Eight: Kansas 93, Arkansas 81

1990 MIDWEST REGIONAL

1st RD: Arkansas 68, Princeton 64
2nd RD: Arkansas 86, Dayton 84
Sweet 16: Arkansas 96, North Carolina 73
Elite Eight: Arkansas 88, Texas 85

FINAL FOUR

Semifinal: Duke 97, Arkansas 83

1989 MIDWEST REGIONAL

1st RD: Arkansas 120, Loyola-Marymount 101
2nd RD: Louisville 93, Arkansas 74

1988 SOUTHEAST REGIONAL

1st RD: Villanova 82, Arkansas 74

1985 WEST REGIONAL

1st RD: Arkansas 63, Iowa 54
2nd RD: St. John's 68, Arkansas 65

1984 EAST REGIONAL

2nd RD: Virginia 53, Arkansas 51 (OT)

1983 MIDEAST REGIONAL

2nd RD: Arkansas 78, Purdue 68
Sweet 16: Louisville 65, Arkansas 63

1982 MIDWEST REGIONAL

2nd RD: Kansas State 65, Arkansas 64

1981 MIDWEST REGIONAL

1st RD: Arkansas 73, Mercer 67
2nd RD: Arkansas 74, Louisville 73
Sweet 16: LSU 72, Arkansas 56

1980 MIDWEST REGIONAL

1st RD: Kansas State 71, Arkansas 53

1979 MIDWEST REGIONAL

2nd RD: Arkansas 74, Weber State 63
Sweet 16: Arkansas 73, Louisville 62
Elite Eight: Indiana State 73, Arkansas 71

1978 FAR WEST REGIONAL

1st RD: Arkansas 73, Weber State 52
Sweet 16: Arkansas 74, UCLA 70
Elite Eight: Arkansas 61, California St.-Fullerton 58

FINAL FOUR

Semifinal: Kentucky 64, Arkansas 59
Third-Place Game: Arkansas 71, Notre Dame 69

NATIONAL 3RD-PLACE

1977 MIDWEST REGIONAL

1st RD: Wake Forest 86, Arkansas 80

1958 WEST REGIONAL

Elite Eight: Oklahoma State 65, Arkansas 40
Regional Consolation: Cincinnati 97, Arkansas 62

1949 WESTERN REGIONAL

Elite Eight: Oregon State 56, Arkansas 38
Regional Consolation: Arkansas 64, Wyoming 40

1945 WESTERN REGIONAL

Elite Eight: Arkansas 79, Oregon 76
FINAL FOUR
Semifinal: Oklahoma A&M 68, Arkansas 41

1941 WESTERN REGIONAL

Elite Eight: Arkansas 52, Wyoming 40
FINAL FOUR
Semifinal: Washington State 64, Arkansas 53

**Arkansas received a bid in 1944 but was unable to participate due to an automobile accident prior to the tournament.*

National Invitation Tournament Results (6-5, .545)

2019 at Providence 72, Arkansas 84
at Indiana 63, Arkansas 60

2014 at Arkansas 91, Indiana State 71
at California 75, Arkansas 64 (2nd round)

1997 at Arkansas 101, Northern Arizona 75
at Arkansas 76, Pittsburgh 71 (2nd round)
at Arkansas 86, Nevada-Las Vegas 73 (quarterfinals)

FINAL FOUR (New York, N.Y.)

Michigan 77, Arkansas 62 (semifinals)
Connecticut 74, Arkansas 64 (3rd place)

1987 at Arkansas 67, Arkansas St. 64 (OT)
at Nebraska 78, Arkansas 71 (2nd round)

Preseason NIT Results (4-2, .667)

2002 at Arkansas 64, Maine 47
Wake Forest 76, at Arkansas 71

1991 at Arkansas 107, Vanderbilt 70
at Arkansas 110, Oklahoma 88
FINAL FOUR (New York, N.Y.)
Arkansas 98, Duke 88 (semifinals)
Arizona 89, Arkansas 77 (finals)



Individual Records

Points

Single-Game: 34, Mario Credit vs. Loyola-Marymount, March 16, 1989
 Career: 291, Corliss Williamson (1993-95) (15 games)

Field Goals Made

Single-Game: 14, Mario Credit vs. Loyola-Marymount, March 16, 1989 (21 attempts)
 14, Todd Day vs. Alabama, March 21, 1991 (24 attempts)
 Career: 123, Corliss Williamson (1993-95) (207 attempts; 15 games)

Field Goals Attempted

Single-Game: 24, Todd Day vs. Alabama, March 21, 1989 (14 made)
 24, Corliss Williamson vs. Duke, April 4, 1994 (10 made)
 Career: 207, Corliss Williamson (1993-95) (123 made; 15 games)

Field Goal Percentage (min 8 attempts)

Single-Game: 1.000, Steve Schall vs. Weber State, March 11, 1979 (9-9)
 .889, Michael Qualls vs. Wofford, March 19, 2015 (8-9)

Free Throws Attempted

Single-Game: 14, Sidney Moncrief vs. Louisville, March 15, 1979 (13 made)
 14, Darrell Walker vs. Purdue, March 19, 1983 (7 made)
 Career: 82, Corliss Williamson (1993-95) (57 made; 15 games)

Free Throws Made

Single-Game: 13, Sidney Moncrief vs. Louisville, March 15, 1979 (14 attempts)
 Career: 57, Corliss Williamson (1993-95) (82 attempts; 15 games)

Free Throw Percentage (min 8 attempts)

Single-Game: 1.000, Scott Hastings (8-8) vs. Louisville, March 14, 1981
 .909, Michael Qualls (10-11) vs. North Carolina, March 21, 2015
 Career: .901, Darrell Hawkins, 20-22 (1989-90, '91-92) (9 games)

Assists

Single-Game: 12, Keith Wilson vs. Loyola-Marymount, March 16, 1989
 Career: 69, Lee Mayberry (1989-92) (13 games)

Steals

Single-Game: 8, Alvin Robertson vs. Purdue, March 19, 1983
 8, Alvin Robertson vs. Virginia, March 18, 1984
 Career: 31, Lee Mayberry (1989-92) (13 games)

Blocks

Single-Game: 5, Corliss Williamson vs. Tulsa, March 25, 1994
 Career: 23, Oliver Miller (1989-92) (13 games)

Turnovers

Single-Game: 10, Jim Counce vs. Wake Forest, March 12, 1977

Minutes Played

Single-Game: 45, Joe Kleine and Alvin Robertson vs. Virginia, March 18, 1984
 Career: 483, Corliss Williamson (1993-95) (15 games)

Team Records

Points

Most: 120, vs. Loyola-Marymount, March 16, 1989
 Least: 38, vs. Oregon State, 1949

Field Goals Attempted

Most: 98, vs. Louisville, March 18, 1989 (35 made)
 Least: 42, vs. Virginia, March 18, 1984 (20 made)

Field Goals Made

Most: 47, vs. Loyola-Marymount, March 16, 1989 (81 attempts)
 Least: 13, vs. Oregon State, March 18, 1949 (63 attempts)

Field Goal Percentage

High: .680, vs. Wake Forest, March 12, 1977 (31-63)
 Low: .206, vs. Oregon State, March 18, 1949 (13-63)

Free Throws Made

Most: 31, vs. Georgia State, March 15, 1991 (42 attempts)
 Least: 3, vs. Cal State-Fullerton, March 18, 1978 (6 attempts)

Free Throws Attempted

Most: 42, vs. Georgia State, March 15, 1991 (31 made)
 Least: 6, vs. Cal State-Fullerton, March 18, 1978 (3 made)

Free Throw Percentage (min 10 attempts)

High: .905, vs. Nebraska, March 12, 1998 (19-21)
 Low: .425, vs. Mercer, March 12, 1981 (19-40)

Assists

Most: 32, vs. Georgia State, March 15, 1991
 Least: 3, vs. Villanova, March 18, 1988

Steals

Most: 18, vs. Holy Cross, March 18, 1993
 Least: 0, vs. Indiana State, March 17, 1979

Blocks

Most: 8, vs. Georgia State, March 15, 1991
 Least: 0, twice

Turnovers

Most: 25, vs. Massachusetts, March 21, 1996
 Least: 7, vs. St. John's, March 20, 1993

Opponent Single-Game Team Records

Points

Most: 108, vs. N. Carolina, March 23, 2008
 Least: 40, vs. Wyoming, 1941

Field Goals Attempted

Most: 98, vs. Loyola-Marymount, March 16, 1989 (35 made)
 Least: 39, vs. St. John's, March 16, 1985 (23 made)

Field Goals Made

Most: 44, vs. N. Carolina, March 23, 2008 (65 attempts)
 Least: 15, vs. Marquette, March 21, 1996 (56 attempts)

Field Goal Percentage

High: .677, vs. N. Carolina, March 23, 2008 (44-65)
 Low: .268, vs. Marquette, March 16, 1996 (15-56)

Free Throws Made

Most: 29, vs. North Carolina, March 21, 2015 (37 attempts)
 Least: 2, vs. UCLA, March 16, 1978 (8 attempts)

Free Throws Attempted

Most: 39, vs. Duke, March 31, 1990 (28 made)
 Least: 5, vs. Virginia, March 18, 1984 (3 made)

Free Throw Percentage

High: .920, vs. Southern California, March 16, 2007 (23-25)
 Low: .250, vs. UCLA, March 16, 1978 (2-8)

Assists

Most: 28, vs. Louisville, March 18, 1989; North Carolina, March 23, 2008
 Least: 7, vs. Utah, March 14, 1998

Steals

Most: 16, vs. North Carolina A&T, March 18, 1994
 Least: 0, several times

Blocks

Most: 8, vs. Louisville, March 14, 1981
 Least: 0, several times

Turnovers

Most: 32, vs. Georgia St., March 15, 1991
 Least: 7, vs. Indiana State, March 17, 1979; North Carolina, March 23, 2008; Wofford, March 19, 2015



Dayton
 Arkansas leads.....2-1
 Home.....1-0
 Away.....0-1
 Neutral.....1-0
 03/17/90 7/- W 86-84 N (Austin)
 12/13/14 W 69-55 H
 12/30/15 L 85-81 (OT) A

Delaware State
 Arkansas leads.....6-0
 Home.....5-0
 Neutral.....1-0
 12/26/89 11/- W 117-75 N (LR)
 12/11/93 1/- W 123-66 H
 11/24/07 W 89-67 H
 12/07/09 W 71-53 H
 01/05/13 W 86-51 H
 11/21/14 W 99-71 H

Denver University
 Arkansas leads.....1-0
 Neutral.....1-0
 12/27/44 W 50-36 N (Oklahoma City)

DePaul
 Arkansas trails.....0-1
 Neutral.....0-1
 01/01/44 L 59-30 N (Buffalo)

Drake
 Arkansas leads.....1-0
 Home.....1-0
 12/14/36 W 31-22 H

Drury College
 Arkansas leads.....10-1
 Home.....7-0
 Away.....3-1
 12/21/27 W 39-20 A
 1928-29 W 52-25 H
 1928-29 W 42-22 H
 01/02/30 L 28-25 A
 01/01/32 W 45-26 A
 01/16/32 W 35-14 H
 12/16/38 W 44-21 H
 12/17/38 W 27-19 H
 12/13/40 W 62-17 H
 12/14/40 W 46-20 H
 12/17/42 W 42-29 A

Duke
 Arkansas leads.....2-1
 Neutral.....2-1
 03/31/90 7/15 L 97-83 N (Denver)
 11/21/90 2/6 W 98-88 N (New York)
 04/04/94 2/6 W 76-72 N (Charlotte)

East Central Oklahoma
 Arkansas leads.....3-0
 Home.....2-0
 Away.....1-0
 1934-35 W 50-21 A
 1941-42 W 54-28 N (Oklahoma City)
 12/09/42 W 50-35 H

Eastern Kentucky
 Arkansas leads.....2-0
 Home.....1-0
 Neutral.....1-0
 12/20/80 19/- W 80-74 N (LR)
 12/20/11 W 71-57 H

Eastern Michigan
 Arkansas leads.....1-0
 Neutral.....1-0
 11/22/04 W 82-64 N (St. Thomas, V.I.)

Eastern New Mexico
 Arkansas leads.....1-0
 Home.....1-0
 12/30/75 W 102-55 H

East Tennessee State
 Series tied.....1-1
 Home.....1-1
 12/05/83 W 79-50 H
 11/27/09 L 94-85 H

Elon
 Arkansas leads.....1-0
 Home.....1-0
 12/29/01 W 96-52 H

Evansville
 Arkansas leads.....1-0
 Home.....1-0
 12/08/15 W 89-76 H

Florida
 Arkansas trails.....12-26 SEC: Same
 (Arkansas joined the SEC in '91-92)
 Home.....8-7 SEC: Same
 Away.....2-14 SEC: Same
 Neutral.....2-5 SEC: Same
 02/22/92 9/- W 75-62 A
 02/06/93 17/- W 74-66 A
 02/12/94 3/20 W 99-87 H
 02/28/95 7/- W 94-85 A
 01/03/96 W 75-60 H
 01/05/97 L 75-62 A
 01/14/98 22/- W 89-84 A
 02/16/99 -/23 L 74-61 H
 03/05/99 22/21 W 75-74 N (Atlanta)
 02/15/00 -/11 L 80-71 H
 02/10/01 -/8 L 73-63 A
 01/26/02 -/5 W 94-92 (OT) H
 02/01/03 -/4 L 77-66 A
 02/28/04 L 73-68 H
 01/08/05 L 82-74 A
 02/18/06 -/10 W 85-81 (OT) H
 03/10/06 -/16 L 74-71 N (Nashville)
 01/09/07 -/2 L 79-72 A
 03/11/07 -/6 L 77-56 N (Atlanta)
 02/02/08 -/20 W 80-61 H
 01/17/09 L 80-65 A
 03/12/09 L 73-58 N (Tampa)
 01/21/10 L 71-66 H
 01/22/11 L 75-43 A
 02/18/12 -/14 L 98-68 H
 02/05/13 -/2 W 80-69 H
 02/23/13 -/5 L 71-54 A
 01/11/14 -/10 L 84-82 (OT) H
 01/31/15 L 57-56 A
 02/03/16 L 87-83 A
 03/10/16 L 68-61 N (Nashville)
 12/29/16 -/25 L 81-72 H
 03/01/17 -/12 L 78-65 A
 01/17/08 L 88-73 A
 03/09/18 -/23 W 80-72 N (St. Louis)
 01/09/19 L 57-51 H
 03/14/19 L 66-50 N (Nashville)
 02/18/20 L 73-59 A

Florida A&M
 Arkansas leads.....4-0
 Home.....4-0
 12/21/94 W 97-57 H
 11/29/08 W 86-61 H
 02/16/11 W 94-55 H
 11/20/12 W 89-60 H

Florida Gulf Coast (FGCU)
 Arkansas leads.....1-0
 Home.....1-0
 11/22/10 W 90-47 H

Florida International (FIU)
 Arkansas leads.....1-0
 Home.....1-0
 12/01/18 W 121-89 H

Florida State
 Series tied.....1-1
 Away.....1-0
 Neutral.....0-1
 01/18/89 L 112-105 (OT) N (LR)
 01/21/91 2/- W 109-92 A

Fordham
 Series tied.....1-1
 Neutral.....1-1
 12/29/67 L 80-73 N (Oklahoma City)
 11/25/83 14/- W 62-61 N (Anchorage)

Fort Wayne
 Arkansas leads.....1-0
 Away.....1-0
 2016-17 W 92-83 H

Fresno State
 Arkansas leads.....2-0
 Home.....1-0
 Neutral.....1-0
 11/29/97 -/12 W 70-69 N (Phoenix)
 11/17/17 W 83-75 H

Gardner-Webb
 Arkansas leads.....1-0
 Home.....1-0
 11/27/04 W 79-63 H

Georgetown
 Series tied.....2-2
 Away.....0-1
 Neutral.....2-1
 02/03/85 -/2 L 56-39 A
 03/20/94 2/- W 85-73 N (Oklahoma City)
 11/27/94 1/14 W 97-79 N (Memphis)
 03/15/01 -/21 L 63-61 N (Boise, Idaho)

Georgia
 Arkansas leads.....23-16 SEC: Same
 (Arkansas joined the SEC in '91-92)
 Home.....11-3 SEC: Same
 Away.....6-10 SEC: Same
 Neutral.....6-3 SEC: Same
 02/18/92 10/- L 87-78 A
 03/13/92 6/- W 73-60 N (Birmingham)
 01/30/93 16/- W 97-79 H
 03/12/93 14/- W 65-60 N (Lexington)
 02/22/94 1/- W 74-65 A
 03/11/94 1/- W 95-83 N (Memphis)
 1/18/95 9/- W 84-82 H
 02/25/96 L 71-59 A
 02/15/97 W 79-74 A
 03/07/97 L 65-63 N (Memphis)
 02/10/98 12/- L 86-70 A
 01/16/99 24/- W 82-79 H
 01/12/00 W 74-54 A
 03/09/00 W 71-64 N (Atlanta)
 03/03/01 W 82-67 H
 01/23/02 -/15 L 81-67 A
 01/18/03 -/20 L 81-64 A
 01/31/04 L 71-50 H
 02/09/05 W 62-47 H
 03/05/06 W 74-57 H
 03/09/06 W 80-67 N (Nashville)
 01/17/07 L 67-64 A
 01/19/08 L 82-69 H
 03/16/08 L 66-57 N (Atlanta)
 03/01/09 W 89-67 H
 02/03/10 W 72-68 A
 03/11/10 L 77-64 N (Nashville)
 02/02/11 L 60-59 H
 02/08/12 L 81-59 A
 02/21/13 W 62-60 H
 01/18/14 L 66-61 (OT) H
 03/01/14 W 87-75 H
 01/06/15 23/- W 79-75 H
 03/14/15 21/- W 60-49 N (Nashville)
 01/23/16 L 76-73 (OT) A
 03/04/17 W 85-67 H
 01/23/18 W 80-77 (20T) A
 01/29/19 W 70-60 H
 02/29/20 L 99-89 A

Georgia Southern
 Arkansas leads.....1-0
 Home.....1-0
 12/01/71 W 93-91 H

Georgia State
 Arkansas leads.....2-0
 Home.....1-0
 Neutral.....1-0
 12/13/72 W 70-39 H
 03/15/91 2/- W 117-76 N (Atlanta)

Georgia Tech
 Arkansas trails.....2-5
 Home.....0-1
 Away.....1-2
 Neutral.....1-2
 12/30/61 W 72-42 N (Greenville, S.C.)
 01/29/65 L 93-83 A
 01/28/66 L 88-75 A
 12/26/84 L 72-52 N (Honolulu)
 11/26/15 L 83-73 N (Brooklyn)
 12/19/18 L 69-65 H
 11/25/19 W 62-61 (OT) A

Gonzaga
 Gonzaga leads.....1-0
 Neutral.....0-1
 11/27/13 L 91-81 N (Maui)

Grambling State
 Arkansas leads.....5-0
 Home.....4-0
 Neutral.....1-0
 11/28/86 W 84-65 N (PB)
 12/31/00 W 121-66 H
 11/25/03 W 64-46 H
 11/28/10 W 75-52 H
 11/26/11 W 86-44 H

Hardin-Simmons
 Arkansas leads.....3-1
 Home.....3-0
 Away.....0-1
 12/12/64 W 68-63 H
 12/05/70 L 112-96 H
 01/17/71 W 110-101 A
 12/19/77 4/- W 86-55 H

Hartford
 Arkansas leads.....1-0
 Home.....1-0
 12/23/04 W 87-55 H

Hawai'i
 Arkansas leads.....2-0
 Away.....2-0
 12/01/77 W 79-60 A
 12/02/77 W 78-53 A

Hendrix
 Arkansas leads.....8-0
 Home.....8-0
 02/08/24 W 28-18 H
 02/09/24 W 39-21 H
 01/09/25 W 40-16 H
 01/10/25 W 34-25 H
 01/08/26 W 43-25 H
 01/09/26 W 39-21 H
 01/20/28 W 69-30 H
 01/21/28 W 50-24 H

High Point
 Arkansas leads.....1-0
 Home.....1-0
 12/28/13 W 89-48 H

Hofstra
 Arkansas leads.....2-0
 Home.....1-0
 Neutral.....1-0
 12/17/74 W 63-58 H
 01/04/78 3/- W 95-70 N (PB)

Holy Cross
 Arkansas leads.....1-0
 Neutral.....1-0
 03/18/93 W 94-64 N (Winston-Salem, N.C.)

Houston
 Arkansas leads.....22-18
 Home.....14-4
 Away.....6-13
 Neutral.....2-1
 01/15/76 L 72-71 A
 01/12/76 W 92-47 H
 01/08/77 18/- W 81-70 H
 02/05/77 14/- W 82-80 A
 03/05/77 7/- W 80-74 A
 01/18/78 3/- W 84-65 H
 02/18/78 1/- L 84-75 H
 03/04/78 4/- L 70-69 A
 01/06/79 14/- W 62-61 H
 02/17/79 11/- W 78-58 H
 01/19/80 W 60-57 H
 02/09/80 L 90-84 (30T) A
 01/19/81 L 57-54 A
 02/14/81 W 70-55 H
 01/23/82 15/19 W 67-66 H
 02/13/82 8/- L 55-53 A
 03/06/82 14/- W 84-69 N (Dallas)
 01/22/83 4/14 L 75-60 A
 03/03/83 5/1 L 74-66 H
 02/25/84 11/3 L 64-61 H
 03/04/84 12/2 W 73-68 H
 03/11/84 8/5 L 57-56 N (Dallas)
 01/19/85 L 78-73 H
 02/20/85 W 73-59 H
 01/15/86 L 87-85 (OT) H
 02/15/86 L 93-83 A
 01/17/87 L 60-55 A
 02/11/87 L 57-54 H
 01/30/88 W 71-62 H
 03/03/88 L 82-77 A

02/01/89 W 88-87 A
 03/06/89 W 107-79 H
 01/03/90 14/- W 82-78 A
 01/22/90 6/- W 100-89 H
 03/11/90 9/- W 96-84 N (Dallas)
 01/06/91 2/- W 95-79 H
 02/07/91 2/- W 81-74 A
 11/18/11 L 87-78 H
 12/06/16 W 84-72 H
 12/02/17 L 91-65 A

Idaho State
 Arkansas trails.....0-2
 Neutral.....0-2
 12/30/67 L 77-75 N (Oklahoma City)
 12/28/71 L 88-73 N (Logan, Utah)

Illinois
 Arkansas trails.....0-5
 Away.....0-1
 Neutral.....0-4
 12/14/49 L 65-53 A
 12/08/01 -/5 L 94-91 N (Chicago)
 12/07/02 -/25 L 62-58 N (NLR)
 12/06/09 -/11 L 84-61 N (Chicago)
 12/04/04 -/3 L 72-60 N (NLR)

Illinois State
 Arkansas trails.....0-1
 Home.....0-1
 12/06/72 L 81-67 H

Indiana
 Series tied.....3-2
 Home.....1-0
 Away.....1-2
 Neutral.....1-0
 12/15/49 L 75-50 A
 03/02/08 W 86-72 N (Raleigh, N.C.)
 11/18/18 W 73-72 H
 03/23/19 L 63-60 A (NIT)
 12/29/19 W 71-64 H

Indiana State
 Arkansas leads.....3-2
 Home.....3-0
 Away.....0-1
 Neutral.....0-1
 12/11/72 W 80-75 H
 01/05/74 L 92-82 A
 01/03/76 W 91-71 H
 03/17/79 L 73-71 N (Cincinnati)
 03/18/14 W 91-71 H (NIT)

Iona
 Arkansas leads.....1-0
 Home.....1-0
 11/30/14 25/- W 94-77 H

Iowa
 Arkansas trails.....2-3
 Neutral.....2-3
 12/29/65 -/4 L 77-75 N (El Paso)
 12/28/84 L 71-52 N (Honolulu)
 03/14/85 W 63-54 N (Salt Lake City)
 12/30/94 3/- W 101-92 N (Honolulu)
 03/13/99 17/21 L 82-72 N (Denver)

Iowa State
 Arkansas trails.....1-4
 Away.....0-2
 Neutral.....1-2
 12/14/70 L 86-77 A
 12/23/71 L 96-93 N (LR)
 12/27/84 W 84-79 (OT) N (Honolulu)
 11/27/99 L 77-71 N (Hilo, Hawaii)
 12/04/14 18/20 L 95-77 A

Jackson State
 Arkansas leads.....12-0
 Home.....9-0
 Neutral.....3-0
 12/29/90 2/- W 126-88 N (LR)
 12/28/91 15/- W 89-66 N (LR)
 12/21/92 10/- W 123-76 N (PB)
 12/18/93 1/- W 96-80 H
 11/30/94 4/- W 103-87 H
 12/30/95 W 86-77 H
 11/22/96 16/- W 124-74 H
 11/21/97 W 97-71 H
 11/15/98 19/- W 83-72 H
 12/04/99 W 98-60 H
 11/22/00 24/- W 107-78 H
 11/22/02 W 81-44 H



RAZORBACK RECORDS • SERIES RECORD VERSUS ALL OPPONENTS

Jacksonville State
 Arkansas leads.....1-0
 Home.....1-0
 12/29/04 W 73-67 H

Jacksonville University
 Arkansas leads.....1-0
 Neutral.....1-0
 11/29/03 W 85-65 N (LR)

Kansas
 Arkansas trails.....5-8
 Home.....2-2
 Away.....1-4
 Neutral.....2-2
 12/13/46 L 53-52 N (Kansas City)
 12/01/61 L 85-74 A
 12/03/62 W 64-62 (OT) H
 12/04/63 L 73-60 A
 12/01/64 -/18 L 65-60 H
 12/01/65 -/8 L 81-52 A
 12/01/66 L 73-57 H
 12/18/76 19/- W 67-63 A
 12/22/77 4/16 W 78-72 N (LR)
 12/21/85 -/16 L 89-78 A
 12/06/86 -/16 W 103-86 H
 03/23/91 2/12 L 93-81 N (Charlotte)
 11/22/05 W 65-64 N (Maui)

Kansas State
 Arkansas trails.....3-8
 Home.....2-1
 Away.....1-2
 Neutral.....0-5
 12/14/46 L 56-41 N (Kansas City)
 01/26/57 L 70-56 A
 12/16/57 -/5 L 63-48 H
 01/15/75 L 72-71 (2OT) A
 12/20/76 19/- W 80-65 H
 12/30/79 19/- L 66-57 N (PB)
 03/06/80 L 71-53 N (Lincoln, Neb.)
 12/27/80 17/- L 47-46 (OT) N (Kansas City)
 03/14/82 12/- L 65-64 N (Dallas)
 12/01/90 3/- W 112-88 H
 12/10/91 19/- W 70-59 A

Kent State
 Arkansas leads.....1-0
 Neutral.....1-0
 12/30/81 5/- W 91-49 N (LR)

Kentucky
 Arkansas trails.....11-33 SEC: 11-28
 (Arkansas joined SEC in '91-92)
 Home.....7-8 SEC: 7-8
 Away.....3-15 SEC: 3-13
 Neutral.....1-10 SEC: 1-8
 12/18/45 L 62-46 A
 12/13/48 L 76-39 A
 01/02/50 L 57-53 N (LR)
 03/25/78 5/1 L 64-59 N (St. Louis)
 01/25/92 9/8 W 105-88 A
 02/10/93 14/2 W 101-94 H
 03/13/93 14/4 L 92-81 A
 02/09/94 3/4 W 90-82 A
 03/12/94 1/10 L 90-78 N (Memphis)
 01/29/95 9/5 W 94-92 H
 03/12/95 5/3 L 95-93 (OT) N (Atlanta)
 02/11/96 -/2 L 88-73 A
 03/09/96 -/1 L 95-75 N (New Orleans)
 01/26/97 -/3 L 83-73 H
 01/17/98 22/6 L 80-77 (OT) A
 03/07/98 16/7 L 99-74 N (Atlanta)
 02/20/99 -/16 W 74-70 H
 03/07/99 22/14 L 76-63 N (Atlanta)
 02/26/00 -/18 L 60-55 A
 03/10/00 -/16 W 86-72 N (Atlanta)
 02/25/01 -/13 W 82-78 H
 03/10/01 -/15 L 87-78 N (Nashville)
 02/23/02 -/12 L 71-58 H
 02/19/03 -/2 L 66-50 H
 02/18/04 -/9 L 73-56 A
 01/29/05 -/6 L 68-67 H
 01/29/06 L 69-67 A
 02/03/07 L 82-74 H
 02/23/08 L 63-58 A
 02/14/09 L 79-63 H
 01/23/10 -/2 L 101-70 H
 02/23/11 -/22 W 77-76 (OT) H
 01/17/12 -/22 L 86-63 A
 03/02/13 W 73-60 H
 01/14/14 -/13 W 87-85 (OT) H
 02/27/14 -/17 W 71-67 (OT) A
 02/28/15 18/1 L 84-67 A
 03/15/15 21/1 L 78-63 N (Nashville)

01/21/16 -/23 L 80-66 H
 01/07/17 -/6 L 97-71 A
 03/12/17 -/8 L 82-65 N (Nashville)
 02/20/18 L 87-72 H
 02/26/19 -/4 L 70-66 A
 01/18/20 -/10 L 73-66 H

Kentucky Wesleyan
 Arkansas trails.....0-1
 Neutral.....0-1
 12/19/69 L 76-75 N (Lafayette, La.)

Lamar
 (then known as Lamar Tech)
 Arkansas leads.....1-0
 Home.....1-0
 12/20/63 W 86-80 H

LaSalle
 Arkansas trails.....0-1
 Away.....0-1
 12/13/47 L 69-58 A

Lipscomb
 Arkansas leads.....1-0
 Home.....1-0
 12/20/04 W 83-54 H

Long Island
 Arkansas trails.....0-1
 Away.....0-1
 12/09/48 L 56-42 A

Longwood
 Arkansas leads.....1-0
 Home.....1-0
 11/18/12 W 112-63 H

Louisiana-Lafayette
 (known as Southwestern Louisiana until 1999)
 Arkansas leads.....2-1
 Home.....2-0
 Away.....0-1
 11/30/63 W 71-65 H
 12/20/69 L 94-85 A
 11/15/13 W 76-63 H

Louisiana-Monroe
 (known as Northeast Louisiana until 1999)
 Arkansas leads.....8-1
 Home.....6-0
 Neutral.....2-1
 01/05/80 W 74-51 N (PB)
 12/18/82 13/- W 89-76 H
 12/31/90 2/- W 114-92 N (PB)
 12/30/92 9/- L 87-78 N (LR)
 11/15/95 16/- W 75-67 H
 11/28/98 21/- W 92-70 H
 11/25/00 24/- W 99-59 H
 12/31/04 W 85-43 H
 12/29/07 W 85-60 H

Louisiana State (LSU)
 Arkansas leads.....37-32 SEC: 33-27
 (Arkansas joined SEC in '91-92)
 Home.....20-8 SEC: 20-8
 Away.....12-18 SEC: 11-17
 Neutral.....5-6 SEC: 2-2
 12/09/49 L 62-46 A
 02/15/51 W 64-50 N (LR)
 12/09/58 L 67-58 N (Shreveport)
 12/21/61 W 84-81 (OT) N (Shreveport)
 12/19/62 L 72-70 N (LR)
 12/29/77 3/- W 67-62 A
 12/20/79 20/6 L 56-55 N (LR)
 11/29/80 20/12 W 86-76 N (Anchorage)
 03/20/81 20/4 L 72-56 N (New Orleans)
 01/11/92 13/- W 101-90 A
 03/03/92 7/23 W 106-92 (OT) H
 02/02/93 17/- W 91-79 A
 03/03/93 13/- W 88-75 H
 01/11/94 4/- W 84-83 H
 03/02/94 1/- W 108-105 (OT) A
 01/31/95 8/- W 105-81 A
 02/22/95 8/- W 92-90 A
 01/30/96 W 76-68 H
 03/02/96 W 94-79 H
 01/11/97 W 82-57 A
 03/01/97 L 66-64 A
 01/14/98 23/- W 62-59 H
 01/28/98 15/- W 85-68 A
 01/02/99 20/- W 80-75 A
 01/27/99 21/- W 86-64 A
 01/26/00 L 96-75 A

02/19/00 -/16 L 78-67 H
 03/11/00 -/10 W 69-67 N (Atlanta)
 01/27/01 W 59-52 A
 02/17/01 W 87-70 H
 03/09/01 W 77-72 N (Nashville)
 01/13/02 L 75-69 A
 02/16/02 L 67-63 H
 01/22/03 W 73-65 H
 02/22/03 L 75-56 A
 03/13/03 L 85-56 N (New Orleans)
 01/06/04 L 66-55 H
 02/07/04 L 65-52 A
 01/19/05 L 66-63 (OT) A
 02/12/05 W 65-62 H
 01/11/06 L 63-58 H
 02/08/06 L 78-77 A
 01/20/07 -/16 W 72-52 A
 02/10/07 L 71-67 H
 01/26/08 W 68-52 A
 02/20/08 W 87-61 H
 01/31/09 L 79-69 A
 02/18/09 -/23 L 72-69 H
 02/10/10 W 87-52 A
 02/24/10 L 65-54 H
 01/12/11 L 56-53 A
 02/12/11 W 80-61 H
 01/14/12 W 69-60 H
 02/04/12 L 71-65 A
 03/08/12 L 70-54 N (New Orleans)
 02/27/13 L 65-60 A
 02/01/14 L 75-71 A
 02/15/14 W 81-70 H
 03/07/15 18/- L 81-78 H
 01/16/16 L 76-74 A
 02/23/16 W 85-65 H
 01/21/17 W 99-86 H
 02/11/17 W 78-70 A
 01/10/18 L 75-54 H
 02/03/18 L 94-86 A
 01/12/19 L 94-88 (OT) H
 02/02/19 -/19 W 90-89 A
 01/08/20 L 79-77 A
 03/04/20 W 99-90 H

Louisiana Tech
 Arkansas leads.....6-0
 Home.....4-0
 Neutral.....2-0
 11/29/86 W 90-64 N (LR)
 12/05/90 3/- W 114-97 N (LR)
 12/10/02 W 72-60 H
 12/17/03 W 68-56 H
 12/30/06 W 80-50 H
 12/22/11 W 77-63 H

Louisville
 Arkansas trails.....3-4
 Home.....0-1
 Away.....1-0
 Neutral.....2-3
 03/15/79 5/13 W 73-62 N (Cincinnati)
 03/14/81 20/12 W 74-73 N (Austin, Texas)
 3/24/83 9/2 L 65-63 N (Knoxville, Tenn.)
 03/18/89 -/12 L 93-84 N (Indianapolis)
 12/21/96 19/18 L 91-88 (OT) H
 12/09/97 15/- W 100-83 A
 11/17/09 -/20 L 96-66 N (St. Louis)

Loyola-Chicago
 Arkansas trails.....0-1
 Home.....0-1
 12/27/62 -/3 L 81-62 A

Loyola-Marymount
 Arkansas leads.....3-0
 Home.....1-0
 Neutral.....2-0
 12/27/47 W 60-47 N (Los Angeles)
 12/01/79 W 76-66 H
 03/16/89 W 120-101 N (Indianapolis)

Loyola-New Orleans
 Arkansas leads.....1-0
 Neutral.....1-0
 12/30/65 W 67-57 N (El Paso)

MacMurray (III.)
 Arkansas leads.....1-0
 Home.....1-0
 01/04/75 W 100-66 H

Maine
 Arkansas leads.....1-0
 Home.....1-0
 11/12/01 W 64-47 H

Marist
 Arkansas leads.....1-0
 Neutral.....1-0
 11/24/06 W 73-64 N (Orlando)

Marquette
 Arkansas leads.....1-0
 Neutral.....1-0
 03/16/96 -/20 W 65-56 N (Providence, R.I.)

Maryland
 Arkansas trails.....1-2
 Home.....1-0
 Away.....0-1
 Neutral.....0-1
 12/30/87 L 88-61 A
 12/10/88 W 73-68 H
 11/23/05 -/23 L 75-62 N (Maui)

Maryland-Eastern Shore
 Arkansas leads.....1-0
 Home.....1-0
 01/02/01 W 100-40 H

Massachusetts (UMass)
 Arkansas trails.....0-2
 Neutral.....0-2
 11/25/94 1/3 L 104-80 N (Springfield, MA)
 03/21/96 -/3 L 79-63 N (Atlanta)

McNeese State
 Arkansas leads.....1-0
 Home.....1-0
 12/19/96 19/- W 95-68 H

Memphis
 Arkansas leads.....11-10
 Home.....5-1
 Away.....4-5
 Neutral.....2-4
 12/16/66 L 43-36 A
 12/31/71 L 92-77 A
 12/23/72 L 87-86 N (LR)
 12/30/76 17/- L 69-62 N (LR)
 12/31/77 3/- W 95-70 A
 12/30/78 20/- W 82-69 N (LR)
 02/08/92 19/- L 74-67 A
 02/08/92 5/- L 92-88 A
 03/21/92 9/- L 82-80 N (Milwaukee)
 12/02/92 -/8 W 81-76 H
 12/08/93 1/- W 96-78 A
 02/09/95 12/- W 88-87 H
 03/24/95 6/- W 96-91 (OT) N (Kansas City)
 01/18/96 -/9 L 94-72 A
 02/01/97 W 79-63 H
 01/10/98 22/- W 75-72 A
 12/19/98 20/- W 99-74 H
 01/03/00 L 76-71 A
 12/02/00 25/- W 74-68 H
 01/02/02 W 90-73 A
 01/02/03 L 72-67 H

Mercer
 Arkansas leads.....4-1
 Home.....2-0
 Neutral.....2-1
 03/12/81 20/- W 73-67 N (Austin)
 01/05/83 10/- W 82-62 N (PB)
 11/26/99 W 71-54 N (Hilo, Hawaii)
 12/18/99 W 85-60 H
 12/19/15 L 69-66 (OT) N (NLR)

Mexico University
 Arkansas leads.....1-0
 Home.....1-0
 01/20/47 W 55-37 H

Miami (Fla.)
 Arkansas trails.....0-1
 Neutral.....0-1
 03/17/00 -/23 L 75-71 N (Nashville)

Michigan
 Arkansas trails.....3-4
 Home.....2-0
 Away.....0-2
 Neutral.....1-2
 12/30/66 L 82-72 N (Los Angeles)

12/06/80 11/- L 78-65 A
 11/28/81 18/- W 83-72 H
 03/27/94 2/11 W 76-68 N (Dallas)
 03/25/97 L 77-62 N (New York City)
 01/21/12 -/20 W 66-64 H
 12/08/12 -/3 L 80-67 A

Michigan State
 Arkansas Trails.....0-2
 Neutral.....0-2
 11/27/91 2/- L 86-71 N (Maui, Hawaii)
 11/28/95 25/- L 75-72 N (Auburn Hills, Mich.)

Minnesota
 Arkansas leads.....4-2
 Home.....1-0
 Away.....0-2
 Neutral.....3-0
 12/20/84 W 56-46 N (PB)
 12/07/85 L 71-64 A
 11/25/91 2/- W 92-83 N (Maui, Hawaii)
 11/26/13 W 87-73 N (Maui, Hawaii)
 11/22/16 L 85-71 A
 12/09/17 -/14 W 95-79 H

Mississippi (Ole Miss)
 Arkansas leads.....49-33 SEC: 27-27
 (Arkansas joined SEC in '91-92)
 Home.....16-11 SEC: 16-10
 Away.....9-20 SEC: 9-18
 Neutral.....24-2 SEC: 1-0
 12/22/37 W 47-43 N (Memphis)
 12/23/37 W 48-46 N (LR)
 12/20/50 W 45-35 N (Memphis)
 12/21/50 L 45-41 N (LR)
 12/07/51 W 66-58 N (LR)
 12/08/51 W 68-66 N (Memphis)
 12/20/52 W 104-72 N (LR)
 01/05/54 W 89-76 N (Memphis)
 12/17/54 W 74-64 N (LR)
 01/28/56 W 85-69 N (Memphis)
 12/13/57 W 61-58 N (LR)
 12/13/58 W 83-81 (OT) N (Memphis)
 12/12/59 L 78-63 N (LR)
 12/10/60 W 77-71 N (Blytheville)
 12/16/61 W 59-54 N (LR)
 12/15/62 W 90-60 N (Blytheville)
 12/28/63 W 76-68 N (Shreveport)
 12/29/64 W 82-48 N (Shreveport)
 12/09/67 W 64-62 N (LR)
 12/07/68 L 65-61 (OT) A
 12/10/73 L 117-66 A
 12/09/74 L 84-73 H
 12/19/78 W 67-66 N (Memphis)
 12/15/79 20/- W 67-59 N (LR)
 12/03/86 W 70-56 N (Memphis)
 12/09/87 W 79-40 N (PB)
 12/13/88 W 74-68 N (Memphis)
 12/05/89 10/- W 90-76 N (PB)
 01/18/92 12/- W 114-93 A
 03/07/92 7/- W 100-83 H
 01/06/93 13/- W 90-78 H
 02/27/93 15/- W 85-63 A
 01/05/94 1/- W 87-61 H
 02/19/94 1/- W 90-73 A
 01/14/95 3/- L 76-71 A
 02/18/95 10/- W 85-70 H
 01/10/96 W 63-62 A
 02/14/96 W 79-73 H
 01/02/97 L 91-74 H
 01/29/97 L 71-52 A
 02/05/98 14/17 W 100-87 H
 02/25/98 12/13 L 81-65 A
 01/09/99 18/- L 76-65 H
 01/30/99 21/- L 89-81 A
 01/05/00 W 71-64 H
 02/02/00 L 87-82 A
 01/10/01 -/20 L 53-48 H
 01/31/01 L 84-73 H
 01/19/02 L 70-64 H
 02/09/02 L 79-67 A
 01/25/03 L 73-54 A
 03/08/03 L 64-54 H
 01/17/04 W 86-78 H
 03/06/04 L 55-45 A
 01/05/05 W 69-46 H
 02/05/05 W 66-65 A
 01/25/06 W 71-58 H
 02/15/06 L 73-70 A
 01/13/07 L 74-72 A
 02/17/07 W 83-66 H
 02/09/08 W 75-69 H
 03/04/08 L 81-72 A
 01/14/09 L 74-65 A
 03/04/09 L 98-91 (OT) H



01/31/10	-18	W	80-73	A
03/06/10	L	68-66	H	
02/05/11	L	69-60	H	
03/05/11	L	84-74	A	
01/11/12	L	71-63	A	
02/28/12	L	77-75	H	
01/19/13	L	76-64	A	
03/05/14	W	110-80	H	
01/17/15	19/-	L	96-82	H
02/14/15	24/-	W	71-70	A
02/13/16	L	76-60	A	
02/18/17	W	98-80	H	
03/10/17	W	73-72	N (Nashville)	
01/20/18	W	97-93	H	
02/13/18	W	75-64	A	
01/19/19	-18	L	84-67	A
03/02/19	W	74-73	H	
01/11/20	W	76-72	A	

Mississippi College

Arkansas leads.....1-0

Neutral.....1-0

11/27/90 W 96-57 N (PB)

Mississippi State

Arkansas leads.....33-31 SEC: 28-27

(Arkansas joined SEC in '91-92)

Home.....21-8 SEC: 20-77

Away.....7-22 SEC: 6-20

Neutral.....5-1 SEC: 2-0

12/15/51	L	79-39	A	
12/13/52	W	102-71	H	
01/28/65	W	84-69	N (Jackson, Miss.)	
01/27/66	W	69-61	N (LR)	
12/11/69	L	76-74	N (Memphis)	
12/17/70	L	69-67	H	
01/14/72	L	79-75	A	
12/04/74	W	75-72	A	
11/28/77	7/-	W	94-61	N (LR)
01/15/92	12/-	W	99-78	H
02/29/92	9/-	W	84-76	A
01/27/93	16/-	L	80-76 (OT)	A
02/20/93	13/-	W	115-58	H
01/19/94	3/-	L	72-71	A
03/05/94	1/-	W	80-62	H
01/11/95	5/-	W	79-74	H
02/04/95	8/-	L	83-62	A
01/20/96	-21	W	80-68	H
02/06/96	L	78-63	A	
01/21/97	W	98-64	H	
02/23/97	L	93-77	A	
01/17/98	22/-	W	83-70	H
01/31/98	15/-	W	76-73	A
01/13/99	24/-	W	61-59	A
02/13/99	W	82-62	H	
03/06/99	22/-	W	84-79 (OT)	N (Atlanta)
01/22/00	W	83-73	H	
02/12/00	W	87-81	A	
01/06/01	L	87-73	A	
02/03/01	W	83-72	H	
01/08/02	-122	W	75-64	H
02/27/02	L	89-83	A	
02/08/03	-23	L	84-54	H
03/01/03	-20	W	53-51	H
01/10/04	-122	L	80-62	A
02/14/04	-16	L	77-70	H
01/15/05	-11	L	80-55	A
03/01/05	L	57-55	H	
01/17/06	L	69-67	A	
03/01/06	W	80-70	H	
02/14/07	L	84-60	A	
02/28/07	W	67-58	H	
03/10/07	W	81-72	N (Atlanta)	
01/30/08	W	78-58	H	
02/16/08	L	80-74	A	
01/10/09	L	70-56	H	
02/07/09	L	86-77	A	
01/14/10	L	82-80	A	
01/28/10	W	67-62	H	
02/09/11	L	67-56	A	
03/02/11	L	88-78	H	
01/07/12	-15	W	98-88	H
03/03/12	L	79-59	A	
01/23/13	W	96-70	H	
02/22/14	W	73-69	A	
02/07/15	W	61-41	H	
02/21/15	18/-	W	65-61	A
01/09/16	W	82-68	H	
02/09/16	L	78-46	A	
01/10/17	L	84-78	H	
01/02/18	22/-	L	78-75	A
02/16/19	L	77-67	H	
01/22/20	L	77-70	H	
02/15/20	L	78-77	H	

Mississippi Valley State

Arkansas leads.....5-0

Home.....5-0

12/18/86	W	98-79	H
12/19/87	W	91-71	H
15/05/09	W	91-54	H
12/15/10	W	87-64	H
11/30/11	W	97-64	H

Missouri

Arkansas leads.....28-25 SEC: 9-7

(Missouri joined SEC in '12-13)

Home.....17-9 SEC: 7-1

Away.....10-16 SEC: 2-6

Neutral.....1-0 SEC: 0-0

12/18/50	L	54-32	A	
12/20/51	W	49-43	H	
12/16/52	W	65-64	A	
12/19/53	W	64-63	H	
12/15/54	-16	L	77-58	A
01/02/56	L	51-50	H	
12/15/56	L	72-52	A	
12/20/57	W	55-45	H	
12/03/58	L	74-71 (OT)	A	
12/04/59	L	75-71	H	
12/03/60	W	84-75	H	
12/04/61	W	72-68	H	
12/08/62	W	70-61	A	
12/02/63	L	76-74	H	
12/05/64	L	81-71	A	
12/04/65	W	75-62	H	
12/03/66	L	73-66	A	
02/02/67	L	74-52	H	
11/30/68	L	60-59	A	
12/01/69	L	58-51	A	
12/01/70	L	80-78 (OT)	H	
12/04/71	L	74-73	A	
11/28/80	20/11	W	81-73	N (Anchorage)
12/28/88	-11	L	83-78	A
12/13/89	7/4	L	89-88	H
12/08/90	3/-	W	95-82	A
12/07/91	11/-	L	87-76	A
12/19/92	12/-	W	73-68	H
12/02/93	2/-	W	120-68	H
12/03/94	4/-	W	94-71	A
12/05/95	-11	W	104-93	H
12/07/96	22/-	W	80-76	A
12/06/97	18/-	W	75-46	H
12/07/04	W	62-52	A	
12/02/05	W	66-63	H	
11/30/06	L	86-64	A	
11/28/07	W	94-91	H	
02/16/13	W	73-71	H	
03/05/13	L	93-63	A	
01/28/14	L	75-71	H	
02/13/14	L	86-85	A	
01/24/15	W	61-60	A	
02/18/15	18/-	W	84-69	H
01/12/16	W	94-61	H	
02/20/16	W	84-72	H	
01/14/17	W	92-73	H	
02/04/17	L	83-78	A	
01/13/18	W	65-63	H	
03/03/18	L	77-67	H	
01/23/19	W	72-60	H	
02/12/19	L	79-78	A	
02/08/20	L	83-79 (OT)	A	
02/22/20	W	78-68	H	

Missouri Western

Arkansas leads.....1-0

Home.....1-0

12/04/72 W 85-81 H

Montana

Arkansas leads.....1-0

Home.....1-0

11/16/19 W 64-46 H

Montana State

Arkansas leads.....1-0

Home.....1-0

11/21/18 W 90-68 H

Montevallo

Arkansas leads.....3-0

Home.....2-0

Neutral.....1-0

Morgan State

Series tied.....1-1

Home.....1-1

12/13/86 13/- W 106-57 H

11/24/09 L 97-94 H

Mount St. Mary's

Arkansas leads.....1-0

Home.....1-0

11/28/16 W 89-76 H

Murray State

Arkansas leads.....4-2

Home.....2-0

Away.....1-1

Neutral.....1-1

Nebraska

Arkansas leads.....6-2

Away.....2-2

Neutral.....4-0

12/16/32	W	41-24	A	
12/12/46	W	57-46	N (Kansas City)	
12/30/80	W	64-52	N (LR)	
01/03/82	11/-	W	51-50	A
01/03/83	11/-	W	64-58	N (LR)
12/10/83	15/-	L	67-54	A
03/17/87	L	78-71	A (NIT)	
03/12/98	17/-	W	74-65	N (Boise, Idaho)

Missouri-Kansas City

Arkansas leads.....1-0

Home.....1-0

12/02/06 W 1-61 H

Missouri-St. Louis

Arkansas leads.....4-1

Home.....4-0

Away.....0-1

12/21/70	W	91-84	H	
12/06/71	L	85-79	A	
01/06/73	W	104-78	H	
01/09/78	3/-	W	87-65	H
12/05/79	W	79-50	H	

Missouri State

(Known as Southwest Missouri State until 2005)

Arkansas leads.....18-6

Home.....11-1

Away.....5-5

Neutral.....2-0

01/18/24	L	38-31	H
01/19/24	W	22-21	H
12/22/27	L	45-31	A
01/04/30	L	40-21	A
12/18/31	W	41-38	A

02/22/32	W	37-19	A	
12/16/33	L	16-13	A	
01/14/34	W	22-15	H	
12/18/42	W	47-31	A	
12/07/46	W	62-55	N (Joplin, Mo.)	
12/03/75	W	83-57	H	
12/01/75	W	72-71	A	
11/26/77	7/-	W	65-47	H
12/03/80	11/-	W	98-65	H
12/06/82	13/-	W	87-66	N (LR)
12/08/83	15/-	W	56-41	H
12/08/84	W	70-56	H	
12/01/85	W	68-67	H	
12/22/86	L	56-49	A	
12/05/87	W	53-47	H	
12/15/05	W	79-75	H	
12/03/07	W	70-51	H	
11/22/08	L	62-57	H	
12/22/09	W	66-62 (OT)	H	

North Carolina

Arkansas trails.....3-7

Neutral.....3-7

01/14/79	10/3	L	63-57	N (Greensboro, N.C.)
11/30/80	20/13	L	64-58	N (Anchorage)
02/12/84	-1	W	65-64	N (PB)
03/22/90	7/-	W	76-73	N (Dallas)
03/26/93	14/4	L	80-74	N (E. Rutherford, N.J.)
04/01/95	6/4	W	75-67	N (Seattle)
03/23/08	-1	L	108-77	N (Raleigh, N.C.)
03/21/15	21/15	L	87-78	N (Jacksonville, Fla.)
03/19/17	-16	L	72-65	N (Greenville, S.C.)
11/24/17	-9	L	87-68	N (Portland, Ore.)

North Carolina-Greensboro

Arkansas leads.....1-0

Home.....1-0

12/10/01 W 89-74 H

North Carolina A&T

Arkansas leads.....3-0

Home.....2-0

Neutral.....1-0

North Carolina Central

Arkansas leads.....1-0

Home.....1-0

12/10/08 W 98-70 H

North Carolina State

Arkansas trails.....0-1

Neutral.....0-1

11/27/83 14/- L 65-60 N (Anchorage)

North Dakota State

Arkansas leads.....1-0

Home.....1-0

12/20/16 W 71-55 H

North Florida

Arkansas leads.....2-0

Home.....2-0

12/22/15 W 97-72 H

12/10/16 W 91-76 H

North Texas

Arkansas leads.....15-0

Home.....9-0

Away.....1-0

Neutral.....5-0

1932-33	W	34-20	H	
1932-33	W	36-26	H	
12/30/37	W	32-21	N (Oklahoma City)	
12/20/47	W	62-49	N (LR)	
12/08/61	W	94-80	H	
12/08/61	W	68-61	A	
01/04/79	14/-	W	96-71	N (LR)
12/17/83	W	93-64	N (PB)	
01/05/87	W	99-96 (OT)	N (LR)	
12/30/99	20/-	W	100-77	H
12/05/00	21/-	W	97-77	H
01/03/04	W	96-71	H	
01/03/09	W	86-75	H	
11/28/14	25/-	W	89-73	H
11/12/19	W	66-43	H	

Nevada-Las Vegas (UNLV)

Arkansas trails.....1-2

Home.....1-1

Away.....0-1

12/30/89	11/12	L	101-93	H
02/10/91	2/1	L	112-105	A
03/19/97	W	86-73	H (NIT)	

New Mexico State

Arkansas leads.....2-0

Home.....1-0

Neutral.....1-0

12/04/57	W	59-50	H	
11/21/98	19/-	W	66-60	N (Fairbanks)

New York University

Arkansas trails.....0-3

Away.....0-3

12/15/45	L	63-62	A
12/17/46	L	67-46	A
12/11/47	L	85-62	A

Nichols State

Arkansas leads.....1-0

Home.....1-0

11/21/03 W 89-60 H

North Carolina

Arkansas trails.....3-7

Neutral.....3-7

01/14/79	10/3	L	63-57	N (Greensboro, N.C.)
11/30/80	20/13	L	64-58	N (Anchorage)
02/12/84	-1	W	65-64	N (PB)
03/22/90	7/-	W	76-73	N (Dallas)
03/26/93	14/4	L	80-74	N (E. Rutherford, N.J.)
04/01/95	6/4	W	75-67	N (Seattle)
03/23/08	-1	L	108-77	N (Raleigh, N.C.)
03/21/15	21/15	L	87-78	N (Jacksonville, Fla.)
03/19/17	-16	L	72-65	N (Greenville, S.C.)
11/24/17	-9	L	87-68	N (Portland, Ore.)

North Carolina-Greensboro

Arkansas leads.....1-0

Home.....1-0

12/10/01 W 89-74 H

North Carolina A&T

Arkansas leads.....3-0

Home.....2-0

Neutral.....1-0

North Carolina Central



RAZORBACK RECORDS • SERIES RECORD VERSUS ALL OPPONENTS

12/07/99	L	66-52	H	
12/23/00	25/18	L	88-79 (OT)	A
11/30/01	L	69-54	H	
12/15/07	L	83-72	A	
12/30/08	-/4	W	96-88	H
12/02/09	L	67-47	H	
12/01/10	W	84-74	H	
12/10/11	L	78-63	A	
12/04/12	W	81-78	H	
11/23/17	W	92-83	N (Portland, Ore.)	

Oklahoma City

Arkansas leads.....	8-4		
Home.....	5-1		
Away.....	2-3		
Neutral.....	0-0		
12/01/48	W	31-29	H
12/08/54	W	81-76	A
01/26/55	W	55-52	H
01/25/68	L	92-90	A
01/24/69	L	84-73	H
01/21/70	L	73-70	A
12/23/74	L	79-77	A
12/20/75	W	84-63	A
12/11/76	W	71-60	H
12/17/79	W	86-65	H
12/13/80	W	76-70	H

Oklahoma State

Arkansas trails.....	15-37			
Home.....	10-9			
Away.....	4-13			
Neutral.....	1-5			
02/27/25	W	21-17	H	
02/28/25	L	25-23	H	
02/07/30	W	30-20	A	
02/08/30	W	30-23	A	
02/20/31	W	37-22	H	
02/21/31	W	29-22	H	
01/19/34	W	46-22	H	
01/20/34	W	28-23	H	
12/18/35	L	33-21	A	
12/19/35	W	24-15	A	
12/26/39	L	32-26	N (Oklahoma City)	
01/27/44	L	66-41	A	
01/28/44	L	17-15	N (Oklahoma City)	
12/29/44	L	43-34	N (Oklahoma City)	
01/12/45	W	41-38	N (LR)	
01/13/45	L	49-40	N (El Dorado, Ark.)	
03/24/45	L	68-41	N (Kansas City)	
02/15/46	L	53-29	A	
02/16/46	L	46-31	N (Oklahoma City)	
01/22/47	L	42-38	N (LR)	
01/24/47	L	49-44 (OT)	N (Okla. City)	
12/04/48	L	53-28	A	
12/23/48	L	50-45	H	
12/03/49	L	43-41	A	
12/22/49	L	44-36	N (LR)	
12/29/49	L	57-33	N (Oklahoma City)	
12/08/50	L	55-53	A	
12/14/50	L	44-33	H	
12/29/50	-/3	L	54-41	N (Oklahoma City)
12/08/55	L	70-66 (OT)	A	
12/10/56	L	59-50	H	
03/14/58	-/18	L	65-40	N (Lawrence, Kan.)
12/05/59	W	54-50	H	
12/06/60	L	59-50 (OT)	A	
12/12/61	W	63-54	H	
12/11/62	L	46-45 (OT)	A	
12/09/63	L	74-65	H	
12/09/64	L	66-52	H	
12/07/65	W	55-52	H	
12/07/66	W	51-46	A	
12/17/66	L	50-43	N (Memphis)	
12/05/67	L	61-52	H	
12/03/68	L	73-68	A	
12/05/69	L	80-67	H	
12/07/70	L	67-65	A	
12/13/71	W	90-76	H	
12/09/00	21/-	L	74-73	N (Tulsa)
12/22/01	-/6	L	85-76	N (NLR)
12/30/02	L	71-45	A	
12/20/03	L	73-58	H	
01/28/17	L	99-71	A	
12/07/18	W	66-65	H	

Oral Roberts

Arkansas leads.....	10-2			
Home.....	7-0			
Away.....	1-2			
Neutral.....	2-0			
12/22/84	W	64-57	N (LR)	
12/28/84	W	54-51	A	
02/18/87	W	95-75	N (LR)	
01/27/96	W	66-65	H	
11/27/96	16/-	L	86-81	A

11/25/97	W	81-75	H
11/18/01	W	71-57	H
11/26/02	L	76-64	A
12/03/03	W	77-71	H
12/22/06	W	68-56	H
12/01/07	W	62-51	H
12/19/17	W	104-69	H

Oregon

Arkansas leads.....	3-0			
Away.....	1-0			
Neutral.....	2-0			
03/23/45	W	79-76	N (Kansas City)	
11/26/89	9/-	W	102-75	N (LR)
12/22/90	2/-	W	71-68	A

Oregon State

Arkansas trails.....	0-1			
Neutral.....	0-1			
03/18/49	20/-	L	56-38	N (Kansas City)

Ouachita Baptist

Arkansas leads.....	1-0		
Neutral.....	1-0		
12/19/42	W	44-29	N (Fort Smith)

Penn State

Arkansas leads.....	1-0			
Neutral.....	1-0			
03/14/96	-/18	W	86-80	N (Providence, R.I.)

Pepperdine

Arkansas leads.....	1-0		
Neutral.....	1-0		
12/30/47	W	70-44	N (Los Angeles)

Pittsburg (Kan.) State

Arkansas leads.....	17-8		
Home.....	13-3		
Away.....	2-5		
Neutral.....	2-0		
01/16/30	L	36-23	A
01/17/30	L	51-20	H
12/18/30	L	40-31	H
12/19/30	L	28-26	H
12/19/31	L	36-20	A
01/18/32	W	32-21	H
12/15/39	L	62-50	H
12/16/39	W	49-42	H
12/29/39	W	44-33	N (Oklahoma City)
01/04/41	W	48-45	A
02/01/41	W	71-45	H
12/14/42	W	57-46	H
01/01/43	W	43-38	H
12/15/43	W	42-37	H
02/16/44	L	50-42	A
12/07/44	W	45-3	A
02/08/45	W	76-45	H
01/04/47	L	53-52	A
12/03/47	W	75-42	H
12/16/48	W	79-53	H
12/01/49	W	59-41	H
02/06/50	W	41-36	N (LR)
01/31/52	W	53-37	H
01/29/53	W	79-63	H
12/10/70	W	107-82	H

Pittsburgh

Series tied.....	1-2		
Home.....	1-0		
Neutral.....	0-2		
12/29/73	L	91-83	N (LR)
12/29/86	L	114-82	N (Honolulu)
03/17/97	W	76-71	H (NIT)

Portland State

Arkansas leads.....	1-0		
Home.....	1-0		
11/18/05	W	107-69	H

Prairie View A&M

Arkansas leads.....	1-0		
Home.....	1-0		
12/18/04	W	102-50	H

Princeton

Arkansas leads.....	1-0			
Home.....	1-0			
03/15/90	7/-	W	68-64	H

Providence

Arkansas trails.....	2-2			
Home.....	1-0			
Away.....	1-1			
Neutral.....	0-1			
01/23/99	22/-	W	118-79	H
12/23/99	L	87-81	A	
11/16/07	18/-	L	67-51	N (San Juan, PR)
03/19/19	W	84-72	A (NIT)	

Purdue

Series tied.....	1-1			
Neutral.....	1-0			
12/28/38	L	57-51	N (New Orleans)	
03/19/83	9/-	W	78-68	N (Tampa)

Quincy College

Arkansas leads.....	1-0			
Neutral.....	1-0			
01/02/92	16/-	W	123-60	N (PB)

Radford

Arkansas leads.....	1-0		
Home.....	1-0		
11/26/05	W	75-55	H

Rice

Arkansas leads.....	103-41			
Home.....	55-11			
Away.....	41-29			
Neutral.....	7-1			
02/22/24	L	22-19	A	
02/23/24	W	29-22	A	
02/01/25	W	37-19	H	
02/02/25	W	29-9	H	
02/12/26	W	54-15	A	
02/13/26	W	25-17	H	
01/07/27	W	36-18	H	
01/08/27	W	34-18	H	
02/17/28	W	20-11	A	
02/18/28	W	28-23	A	
02/15/29	W	51-18	H	
02/16/29	W	44-13	H	
02/24/30	W	30-26	A	
02/25/30	L	37-16	A	
01/12/31	W	36-32	H	
01/13/31	W	31-25	H	
02/26/32	W	25-23	A	
02/27/32	W	34-19	A	
01/20/33	W	36-32	H	
01/21/33	W	33-23	H	
02/16/34	W	31-29	A	
02/17/34	L	25-22	A	
01/10/35	W	31-30	H	
01/11/35	W	37-19	H	
01/14/36	W	33-26	A	
01/15/36	L	35-29	A	
02/19/37	W	52-29	H	
02/20/37	W	52-34	H	
01/20/38	W	38-31	H	
01/21/38	W	59-37	H	
03/01/39	W	50-45	A	
03/02/39	W	40-35	A	
02/19/40	L	60-43	A	
02/20/40	L	42-28	A	
02/12/41	W	66-41	H	
02/13/41	W	48-43	A	
01/16/42	L	51-38	H	
01/17/42	W	55-47	H	
01/15/43	W	52-35	H	
01/16/73	L	41-37	H	
01/14/44	W	42-41	A	
01/15/44	L	67-41	A	
01/26/45	L	57-46	A	
01/27/45	L	69-56	A	
02/04/46	W	62-45	H	
02/15/46	W	68-25	H	
01/10/47	W	52-51	H	
01/11/47	W	66-53	H	
02/27/48	L	61-49	A	
02/28/48	W	66-63 (OT)	A	
01/21/49	L	49-48	H	
02/26/49	L	54-48	A	
03/09/49	20/-	W	50-34	H
01/14/50	W	60-56	A	
02/21/50	W	61-38	H	
02/05/51	W	50-42	A	
02/27/51	W	57-43	N (LR)	
01/19/52	L	48-46	H	
02/09/52	L	59-55	A	
01/17/53	W	87-68	H	
02/09/53	L	70-45	A	
01/18/54	L	80-55	H	
02/20/54	L	76-62	A	
12/27/54	W	73-66	N (Houston)	

01/10/55	W	83-61	A	
02/12/55	W	86-75	H	
01/13/56	W	84-70	H	
02/11/56	L	86-65	A	
12/28/56	W	81-70	N (Houston)	
01/07/57	L	78-68	A	
02/19/57	L	82-69	H	
12/27/57	L	50-49	N (Houston)	
02/08/58	18/-	L	63-59	H
02/24/58	L	61-59	A	
01/10/59	W	72-61	H	
02/09/59	L	68-62	A	
01/16/60	W	74-63	H	
02/22/60	W	94-74	A	
01/14/61	W	80-55	H	
02/11/61	W	84-72	A	
01/30/62	W	104-84	H	
02/13/62	L	63-55	A	
01/12/63	L	85-70	A	
02/12/63	L	69-65	H	
02/14/64	L	76-63	H	
02/18/64	L	77-69	A	
01/12/65	W	79-61	H	
02/27/65	W	77-64	A	
02/08/66	W	76-71	H	
02/15/66	W	73-67	H	
01/31/67	L	60-56	A	
02/18/67	W	66-63	H	
01/16/68	L	73-61	A	
02/24/68	W	78-65	H	
01/17/69	W	67-62	H	
02/22/69	L	74-67	H	
02/03/70	L	76-69	H	
02/17/70	L	85-78	A	
01/16/71	L	85-82	H	
02/27/71	L	97-93	A	
02/05/72	W	103-95	H	
03/04/72	W	113-108	A	
02/03/73	W	90-69	H	
03/03/73	W	105-79	A	
01/20/74	L	77-69	A	
02/09/74	W	106-81	H	
01/28/75	W	74-67	H	
02/25/75	W	86-51	H	
01/14/76	W	80-62	A	
02/11/76	W	111-68	H	
01/15/77	17/-	W	72-45	N (LR)
02/12/77	11			

SERIES RECORD VERSUS ALL OPPONENTS • RAZORBACK RECORDS



Siena
 Arkansas leads.....1-0
 Neutral.....1-0
 03/11/99 17- W 94-80 N (Denver)

South Alabama
 Arkansas leads.....6-1
 Home.....1-1
 Away.....3-0
 Neutral.....2-0
 01/02/89 W 103-71 N (PB)
 11/29/89 11- W 105-90 A
 12/11/90 2- W 101-91 H
 12/30/91 16- W 101-82 A
 11/26/08 W 79-77 A
 11/29/09 L 74-61 H
 12/21/13 W 72-60 N (LR)

South Carolina
 Arkansas leads.....20-15 SEC: 20-15
 (Arkansas & South Carolina joined the SEC in '91-92)
 Home.....11-5 SEC: 11-5
 Away.....6-8 SEC: 6-8
 Neutral.....3-2 SEC: 3-2
 02/15/92 11- W 89-73 H
 01/09/93 13- W 86-76 A
 01/22/94 3- W 79-53 H
 01/21/95 9- W 88-73 A
 02/03/96 W 81-69 H
 03/08/96 W 80-58 N (New Orleans)
 02/18/97 -9 L 78-65 A
 02/18/98 16/13 W 96-88 H
 02/10/99 W 72-66 A
 01/08/00 L 76-65 H
 02/20/01 W 69-67 H
 01/16/02 L 62-60 H
 02/15/03 L 72-65 A
 02/21/04 -25 W 82-66 H
 03/11/04 L 91-81 N (Atlanta)
 02/22/05 L 64-52 A
 02/04/06 W 73-59 H
 01/24/07 L 66-60 A
 03/08/07 W 82-52 N (Atlanta)
 01/16/08 L 70-66 H
 02/21/09 L 82-78 (OT) H
 02/17/10 W 92-79 A
 01/19/11 L 81-74 (OT) H
 02/11/12 W 76-65 H
 01/26/13 L 75-54 A
 02/19/14 W 71-64 H
 03/13/14 L 71-69 N (Atlanta)
 02/03/15 W 75-55 H
 03/05/15 18- W 71-70 A
 03/05/16 L 76-61 H
 02/15/17 -21 W 83-76 A
 02/06/18 W 81-65 H
 03/08/18 W 69-64 N (St. Louis)
 02/09/19 L 77-65 A
 01/29/20 L 79-77 H

South Carolina-Upstate
 Arkansas leads.....1-0
 Home.....1-0
 11/11/11 W 83-63 H

South Dakota
 Arkansas leads.....2-0
 Home.....2-0
 12/19/32 W 33-27 H
 11/22/19 W 77-56 H

Southeast Missouri State
 Arkansas leads.....8-1
 Home.....6-1
 Neutral.....2-0
 12/26/24 L 28-21 H
 11/21/24 W 90-51 H
 11/27/82 17- W 74-57 H
 12/01/83 14- W 98-69 H
 12/17/92 12- W 96-72 N (PB)
 12/09/03 W 78-68 H
 11/10/06 W 92-52 H
 11/24/10 W 66-56 H
 12/20/14 W 84-67 N (NLR)

Southeastern Louisiana
 Arkansas leads.....5-0
 Home.....5-0
 11/24/84 16- W 65-62 H
 12/16/98 20- W 95-57 H
 11/14/08 W 91-87 (OT) H
 12/17/11 W 62-55 H
 12/03/13 W 111-65 H

Southeastern State
 (now known as Southeastern Oklahoma State)
 Arkansas leads.....9-2
 Home.....9-2
 1929-30 W 32-29 H
 1929-30 W 24-22 H
 12/17/36 W 33-19 H
 12/18/36 W 39-28 H
 12/09/38 W 51-33 H
 12/10/38 W 36-21 H
 1939-40 W 32-20 H
 1939-40 L 26-25 H
 12/11/41 W 30-19 H
 12/12/41 W 38-36 H
 12/01/55 L 65-64 H

Southern University (La.)
 Arkansas leads.....2-0
 Home.....1-0
 Neutral.....1-0
 11/29/85 W 76-75 N (PB)
 11/13/15 W 86-68 H

Southern California
 Arkansas trails.....0-3
 Away.....0-1
 Neutral.....0-2
 12/28/66 L 70-67 A
 01/25/86 L 88-74 H
 03/16/07 -23 L 77-60 N (Spokane, Wash.)

Southern Colorado
 (now known as Colorado State-Pueblo)
 Arkansas leads.....1-0
 Home.....1-0
 12/04/76 W 91-43 H

Southern Illinois
 Arkansas leads.....4-2
 Home.....1-1
 Away.....0-1
 Neutral.....3-0
 12/12/70 L 99-78 A
 12/11/71 L 93-92 H
 12/30/72 W 97-96 N (LR)
 11/26/85 W 86-72 N (LR)
 11/23/06 W 61-53 (OT) N (Orlando)
 11/14/16 W 90-65 H

Southern Illinois-Edwardsville
 Arkansas leads.....1-0
 Home.....1-0
 11/08/13 W 99-65 H

Southern Methodist (SMU)
 Arkansas leads.....96-59
 Home.....53-17
 Away.....37-34
 Neutral.....6-8
 01/25/24 L 17-11 H
 01/26/24 W 21-15 H
 01/14/25 W 29-25 A
 01/15/25 W 39-20 A
 01/15/26 W 29-27 H
 01/16/26 W 28-8 H
 Feb. 1927 W 32-30 A
 Feb. 1927 W 32-31 A
 02/10/28 W 48-26 H
 02/11/28 W 34-22 H
 01/04/29 W 32-26 A
 01/05/29 W 39-17 A
 Feb. 1930 W 28-27 H
 Feb. 1930 W 44-29 H
 02/27/31 W 32-27 A
 02/28/31 L 40-27 H
 01/22/32 W 46-20 H
 01/23/32 W 29-20 H
 1932-33 W 40-23 A
 1932-33 W 26-25 A
 03/02/34 W 39-35 H
 03/03/34 L 44-37 H
 03/03/34 W 30-22 H
 Feb. 1935 L 41-27 H
 Feb. 1935 W 34-23 H
 02/07/36 W 40-28 H
 02/08/36 L 29-25 A
 01/16/37 W 37-28 H
 02/25/38 W 32-23 H
 02/26/38 W 34-26 H
 01/16/39 L 47-31 A
 01/17/39 L 32-19 H
 02/09/40 W 75-40 H
 02/10/40 W 36-26 H
 02/28/41 W 40-23 A

03/01/41 W 40-32 A
 Dec. 1941 W 52-22 H
 01/09/42 W 35-33 H
 01/10/42 W 36-34 A
 01/08/43 W 39-35 H
 01/09/43 W 36-29 H
 01/21/44 W 68-58 H
 01/22/44 W 74-49 H
 02/16/45 W 59-52 H
 02/17/45 W 65-49 A
 02/01/46 W 81-53 H
 02/02/46 W 74-46 H
 02/14/47 L 64-62 H
 02/15/47 L 47-44 A
 01/16/48 W 47-40 H
 01/17/48 W 58-57 H
 01/15/49 W 54-45 A
 02/19/49 W 47-39 H
 01/18/50 W 63-55 H
 02/25/50 L 57-48 A
 01/08/51 L 60-45 A
 02/10/51 W 50-48(OT) H
 12/28/51 L 54-40 N (Dallas)
 02/04/52 L 54-50 H
 02/23/52 L 57-48 A
 12/29/52 L 65-62 N (Dallas Fair Park)
 02/09/53 W 71-66 A
 02/28/53 L 79-74 H
 12/30/53 L 70-66 N (Houston)
 01/16/54 W 61-58 H
 02/08/54 L 92-68 H
 01/31/55 W 85-74 A
 02/22/55 L 83-69 A
 12/28/55 L 67-62 N (Houston)
 02/04/56 -17 L 58-53 H
 02/25/56 -12 L 80-72 A
 12/29/56 -17 L 64-60 N (Houston)
 02/02/57 -16 L 69-55 A
 03/02/57 1-4 L 87-59 H
 02/01/58 17/- L 49-46 A
 02/11/58 W 65-63 H
 03/11/58 W 61-55 N (Shreveport)
 12/26/58 L 65-64 N (Houston)
 02/03/59 L 59-50 A
 02/23/59 L 56-51 H
 12/29/59 L 67-56 N (Houston)
 02/06/60 L 72-70 (OT) H
 03/02/60 L 93-82 A
 01/07/61 W 76-74 A
 02/27/61 W 88-82 (OT) H
 01/09/62 L 77-70 H
 03/06/62 L 84-81 A
 01/03/63 W 73-71 A
 02/26/63 W 82-79 (OT) H
 02/11/64 W 82-71 H
 02/25/64 L 86-71 A
 02/06/65 L 84-76 H
 03/04/65 L 88-75 A
 02/02/66 L 75-74 H
 02/19/66 L 67-66 H
 01/17/67 L 69-59 A
 02/21/67 L 69-66 A
 02/03/68 W 70-68 H
 02/17/68 L 95-87 H
 02/08/69 L 84-69 H
 02/15/69 L 76-68 N (LR)
 02/07/70 L 76-75 A
 02/14/70 W 88-72 H
 01/30/71 L 90-88 H
 02/09/71 L 112-99 H
 01/25/72 L 85-71 A
 02/19/72 W 88-74 H
 01/30/73 L 101-94 A
 02/24/73 W 103-96 H
 01/22/74 W 89-88 H
 02/16/74 L 95-87 A
 02/15/75 W 73-69 A
 03/01/75 W 72-50 H
 01/08/76 L 82-81 H
 01/31/76 L 82-76 H
 03/04/76 W 74-70 A
 01/27/77 15/- W 77-59 A
 02/02/77 14/- W 81-58 H
 01/26/78 4/- W 72-65 A
 02/16/78 1/- W 86-75 H
 03/02/78 4/- W 94-73 H
 01/24/79 15/- W 79-67 A
 02/14/79 11/- W 71-55 H
 01/03/80 W 84-69 H
 02/18/80 L 62-58 A
 01/03/81 W 92-50 N (Dallas Reunion Arena)
 02/24/81 18/- W 47-33 H
 01/06/82 11/- W 68-48 H
 02/24/82 15/- W 54-53 A
 01/15/83 7/- W 63-56 A
 02/14/83 8/- W 71-61 H

01/12/84 W 70-69 H
 02/11/84 W 80-71 A
 01/05/85 -4 L 63-60 (OT) A
 02/06/85 -4 W 69-66 H
 03/09/85 -13 W 68-55 N (Dallas Reunion Arena)
 01/02/86 L 71-66 H
 02/01/86 L 90-80 H
 01/27/87 W 76-63 H
 03/01/87 L 93-76 A
 01/13/88 W 85-83 (OT) A
 02/13/88 L 73-63 H
 01/14/89 W 93-73 H
 02/15/89 W 81-68 H
 01/17/90 12/- W 80-61 A
 02/17/90 8/- W 77-46 H
 03/09/90 9/- W 84-51 N (Dallas Reunion Arena)
 01/19/91 2/- W 98-70 H
 02/20/91 3/- W 79-70 A
 01/04/93 13/- W 72-53 A
 01/03/94 1/- W 96-70 H
 12/08/94 3/- W 78-66 A
 12/21/95 W 73-46 H
 11/18/13 W 89-78 H
 11/25/14 W 78-72 A

Southern Miss
 Arkansas leads.....5-1
 Home.....1-1
 Neutral.....4-0
 12/23/78 W 93-79 N (PB)
 12/22/81 12/- W 63-54 N (PB)
 12/21/82 6/- W 64-62 N (PB)
 11/18/00 15/- L 63-54 H
 11/30/05 W 77-35 H

Southern Utah
 Arkansas leads.....2-0
 Home.....1-0
 Neutral.....1-0
 01/24/89 W 109-76 N (PB)
 12/26/96 22/- W 92-52 H

Southwestern (Kan.) College
 Arkansas trails.....0-1
 Neutral.....0-1
 12/29/37 L 36-33 N (Oklahoma City)

Southwestern Presbyterian (Tenn.)
 (now known as Rhodes College)
 Arkansas leads.....1-0
 Home.....1-0
 12/20/40 W 58-35 H

Stanford
 Arkansas trails.....0-2
 Neutral.....0-2
 01/03/48 L 60-53 N (San Francisco)
 11/27/15 L 69-66 N (Brooklyn)

Stephen F. Austin
 Arkansas leads.....5-0
 Home.....4-0
 Neutral.....1-0
 03/11/36 W 53-24 N (Houston)
 11/18/06 W 70-59 H
 12/20/08 W 67-51 H
 12/19/09 W 72-69 H
 12/01/16 W 78-62 H

Syracuse
 Series tied.....1-1
 Home.....0-1
 Neutral.....1-0
 03/19/95 6/25 W 96-94 (OT) N (Austin)
 11/30/12 L 91-85 H

Tennessee
 Arkansas trails.....21-22 SEC: 18-21
 (Arkansas joined SEC in '91-92)
 Home.....11-4 SEC: 11-4
 Away.....4-13 SEC: 4-13
 Neutral.....6-5 SEC: 3-4
 12/30/36 W 42-34 N (New Orleans)
 12/30/48 W 58-55 N (Memphis)
 12/22/60 W 89-76 N (LR)
 12/27/63 L 77-57 N (New Orleans)
 02/05/92 5/- L 83-81 H
 02/16/93 13/- L 101-91 A
 01/29/94 5/- W 65-64 A
 01/17/95 3/- W 97-79 H
 02/21/96 L 66-59 A
 02/05/97 W 77-54 A
 02/14/98 12/- L 74-71 A
 03/06/98 16/- W 102-96 N (Atlanta)

02/02/99 23/- W 69-52 H
 03/01/00 -1/1 L 73-66 A
 02/07/01 -1/10 W 82-77 (OT) H
 02/13/02 L 64-53 H
 03/07/02 L 68-61 N (Atlanta)
 02/12/03 L 70-62 H
 02/11/04 L 69-65 A
 02/26/05 W 70-68 H
 03/10/05 L 65-46 N (Atlanta)
 02/25/06 -1/10 W 73-69 A
 02/24/07 L 83-72 H
 02/13/08 -4 L 93-71 A
 03/15/08 -4 W 92-91 N (Atlanta)
 02/04/09 L 74-72 H
 03/03/10 -1/16 L 80-73 A
 01/08/11 W 68-65 H
 03/10/11 L 74-68 N
 02/15/12 L 71-58 A
 02/02/13 W 73-60 H
 01/22/14 L 81-74 A
 01/13/15 19/- L 74-69 A
 01/27/15 W 69-64 H
 03/13/15 21/- W 80-72 N (Nashville)
 02/06/16 W 85-67 H
 02/27/16 W 75-65 A
 01/03/17 W 82-78 A
 12/30/17 -1/19 W 95-93 (OT) H
 03/10/18 -13 L 84-66 N (St. Louis)
 01/15/19 -3 L 106-87 A
 02/11/20 L 82-61 A
 02/26/20 W 86-69 H

Tennessee-Chattanooga
 Arkansas leads.....1-0
 Home.....1-0
 12/20/01 W 98-84 H

Tennessee-Martin
 Arkansas leads.....3-0
 Home.....3-0
 15/05/73 W 80-68 H
 12/03/92 W 90-69 H
 12/19/13 W 72-53 H

Tennessee State
 Arkansas leads.....3-0
 Home.....3-0
 12/23/95 W 86-67 H
 11/17/95 15/- W 90-68 H
 12/16/04 W 96-68 H

Tennessee Tech
 Arkansas leads.....1-0
 Home.....1-0
 12/12/15 W 83-57 H

Texas
 Arkansas leads.....87-68
 Home.....46-21
 Away.....27-43
 Neutral.....14-4
 02/27/24 L 30-26 H
 02/28/24 L 32-21 H
 02/20/25 L 20-18 A
 02/21/25 L 21-12 A
 02/05/26 W 35-12 H
 02/06/26 W 27-7 H
 02/04/27 L 32-29 A
 02/05/27 L 28-24 A
 01/13/28 W 42-26 H
 01/14/28 W 59-29 H
 02/08/29 W 48-32 A
 02/8/09/29 L 36-25 A
 01/17/30 W 22-19 H
 01/18/30 L 29-27 H
 01/08/31 W 29-21 A
 01/09/31 L 27-25 A
 01/08/32 W 24-21 H
 01/09/32 L 27-25 A
 01/13/33 L 36-28 A
 01/14/33 L 31-28 A
 02/09/34 L 28-26 H
 02/10/34 W 32-29 H
 02/15/35 W 47-30 A
 02/16/35 L 33-25 A
 02/28/36 W 38-37 H
 02/29/36 W 43-31 H
 03/10/36 W 27-16 N (Houston)
 02/05/37 L 39-28 A
 02/06/37 L 43-31 A
 02/11/38 W 74-38 H
 02/12/38 W 42-37 H
 01/13/39 L 41-37 A
 01/14/39 W 65-41 A
 01/12/40 L 52-33 H



RAZORBACK RECORDS • SERIES RECORD VERSUS ALL OPPONENTS

01/13/40	W	54-44	H	02/18/84	14/-	W	59-41	H	02/26/39	W	66-38	H	01/02/85	W	70-67	A	02/25/52	L	68-56	A	
01/10/41	W	50-38	A	01/12/85	W	64-58	H	1939-40	W	37-25	A	02/01/85	W	58-53	H	02/02/53	L	49-46	H		
01/11/41	W	44-34	A	02/14/85	W	60-51	A	1939-40	L	41-38	A	01/29/86	L	81-67	A	02/23/53	L	65-63	A		
02/20/42	W	42-34	H	03/08/85	W	66-46	N (Dallas)	01/17/41	W	66-38	H	03/01/86	L	93-76	H	12/28/53	W	60-50	N (Houston)		
02/21/42	L	58-37	H	01/08/86	L	59-55	A	01/18/41	W	58-36	H	03/07/86	L	67-51	N (Dallas)	02/06/54	W	66-59	A		
12/29/42	W	66-44	N (Oklahoma City)	02/08/86	L	61-57	H	02/13/42	W	47-45	A	01/25/87	W	87-69	H	02/13/54	W	70-55	H		
02/12/43	L	45-31	A	01/08/87	W	79-62	H	02/14/42	W	40-31	A	02/24/87	W	100-97 (20T)	H	01/14/55	L	67-62	H		
02/13/43	L	48-35	A	02/04/87	L	78-73	A	02/19/43	W	79-49	H	01/16/88	L	74-67	A	03/01/55	W	110-89	A		
02/11/44	W	59-48	H	01/06/88	W	91-62	H	02/20/43	L	67-52	H	02/17/88	W	79-58	H	02/01/56	W	74-72	A		
02/12/44	W	54-46	H	02/06/88	L	79-72	A	02/25/44	W	70-35	A	03/11/88	W	76-64	N (Dallas)	02/28/56	W	90-71	H		
01/19/45	L	49-40	A	01/07/89	W	99-92	A	02/26/44	W	60-38	A	01/16/89	W	75-60	H	01/29/57	W	62-58	H		
01/20/45	W	74-38	A	02/08/89	W	105-82	H	02/23/45	W	80-21	H	02/18/89	L	82-71	H	02/16/57	L	64-57	A		
01/14/46	W	55-47	H	03/12/89	W	100-76	N (Dallas)	02/24/45	W	87-36	H	03/11/89	W	94-84	N (Dallas)	01/10/58	W	65-49	H		
01/15/46	W	90-63	H	01/25/90	6/-	W	109-100	H	02/25/46	L	56-55	A	01/20/90	12/-	W	100-84	A	02/03/58	17/-	W	56-46
02/28/47	L	49-44	A	02/04/90	3/-	W	103-96 (OT)	H	02/26/46	W	53-43	A	02/21/90	13/-	W	114-100	H	01/17/59	L	52-45	A
03/01/47	L	66-46	A	03/24/90	7/-	W	88-85	N (Dallas)	02/21/47	W	62-56	H	01/23/91	2/-	W	113-88	H	02/14/59	L	76-71	H
02/20/48	W	54-40	H	01/10/91	2/-	W	101-89	H	02/22/47	W	71-58	H	02/23/91	3/-	W	111-72	A	01/05/60	W	74-60	H
02/21/48	L	54-43	H	03/03/91	3/23	L	99-86	A	01/09/48	W	62-47	A	03/08/91	5/-	W	108-61	N (Dallas)	02/13/60	W	66-61	A
02/07/49	W	60-54	A	03/10/91	5/23	W	120-89	N (Dallas)	01/10/48	W	57-46	A	12/18/10	-/25	L	71-62 (OT)	N (Dallas)	02/04/61	W	88-75	H
02/12/49	W	54-50	H	12/20/06	L	80-76	H	01/31/49	W	62-47	H	01/19/13	L	69-51	A	02/22/61	W	96-76	A		
01/14/50	W	60-51	H	01/06/09	-/7	W	67-61	A	02/28/49	W	61-46	H	03/09/13	W	73-62	A	01/12/62	W	64-61	A	
02/03/50	W	51-37	A	01/05/19	-/2	L	96-85	H	01/12/50	L	43-35	A	01/08/14	L	69-53	A	02/10/62	W	90-80	H	
01/15/51	L	50-42	H	01/04/11	-/12	L	79-46	A	02/13/50	W	52-46	H	02/24/15	18/-	W	81-75	A	01/08/63	W	81-59	A
02/19/51	W	40-38	A	12/17/16	W	77-74	N (Houston)	02/03/51	L	34-33	A	01/02/16	-/20	L	92-69	A	03/05/63	W	104-94	H	
01/12/52	L	62-51	A	11/09/18	L	73-71 (OT)	N (El Paso)	02/12/51	W	45-38	H	01/27/16	-/5	W	74-71	H	01/11/64	W	66-60	H	
03/01/52	W	45-44	H					12/26/51	L	49-46	N (Dallas)	01/17/17	W	62-60	H	03/05/64	W	107-77	H		
01/12/53	L	62-57	A					01/05/52	L	47-42	H	02/22/17	W	86-77	H	01/05/65	W	88-70	A		
02/14/53	L	70-65	H					02/11/52	W	49-40	A	01/30/18	L	80-66	A	02/13/65	W	96-72	H		
12/29/53	L	66-65 (OT)	N (Houston)					01/10/53	L	56-48 (20T)	A	02/17/18	-/21	W	94-75	H	01/04/66	L	88-85	A	
01/09/54	L	64-61	A					02/16/53	W	45-38	H	01/05/19	W	73-71	H	02/22/66	W	91-73	H		
02/26/54	L	67-57	H					02/01/54	W	80-55	H	02/23/19	L	87-80	H	01/28/67	L	78-61	A		
02/05/65	L	75-74 (OT)	A					02/22/54	W	67-54	A	01/04/20	W	69-59	H	02/25/67	W	83-78	H		
02/19/65	W	79-74	H					12/29/54	W	74-70	N (Houston)	03/07/20	L	77-69	A	01/30/68	W	68-67	H		
01/09/56	W	70-67	A					01/08/55	L	62-59	A					02/10/68	L	77-75	A		
02/18/56	W	79-69	H					02/26/55	W	73-63	H					02/01/69	L	85-79	A		
12/27/56	W	89-76	N (Houston)					12/30/55	W	80-49	N (Houston)					02/11/69	W	63-47	H		
01/14/57	W	67-66	H					01/16/56	W	98-66	H					01/27/70	L	82-68	H		
02/25/57	W	70-54	A					02/13/56	W	61-52	A					03/03/70	L	97-95	A		
12/26/57	W	83-67	N (Houston)					01/05/57	W	73-65	A					02/02/71	L	89-87	H		
01/04/58	W	57-55	A					02/09/57	W	63-46	H					02/16/71	L	92-86	A		
03/04/58	W	74-60	H					01/28/58	17/-	W	67-51	H					01/15/72	L	95-77	H	
02/10/59	W	77-74 (OT)	A					02/22/58	L	66-57	H					02/12/72	L	98-90	H		
02/28/59	W	63-56	H					01/12/59	L	63-62	H					01/27/73	W	90-75	H		
12/30/59	W	68-58	N (Houston)					02/21/59	W	72-71	H					02/20/73	W	96-95	A		
01/11/60	L	72-66	A					02/09/60	-/12	L	77-68	H					01/26/74	W	86-74	H	
02/26/60	L	71-57	H					02/20/60	-/11	L	82-61	A					02/19/74	W	109-99	H	
01/14/61	L	68-58	A					01/10/61	L	81-62	A					02/11/75	W	70-61	A		
02/14/61	W	74-59	H					03/02/61	L	70-68	H					02/18/75	W	81-57	A		
01/06/62	L	73-59	A					01/03/62	W	64-59	H					01/17/76	W	100-65	H		
02/27/62	L	61-60	H					02/23/62	L	89-79	H					02/14/76	W	83-66	H		
01/05/63	L	69-63	H					02/02/63	W	66-55	H					02/28/76	W	81-65	H		
03/01/63	L	99-86	A					02/16/63	L	80-78	A					01/18/77	17/-	W	62-45	H	
01/07/64	W	58-53	H					02/08/64	L	72-64	A					02/15/77	6/-	W	79-64	A	
03/03/64	L	80-67	A					02/22/64	L	60-57	H					01/21/78	11/-	W	43-35	N (LR)	
02/09/65	L	81-65	A					02/03/65	L	82-79 (OT)	H					02/11/78	2/-	W	77-57	A	
02/23/65	L	74-72	N (LR)					02/20/65	L	91-77	H					02/25/78	4/-	W	84-42	H	
01/15/66	W	93-82	H					01/11/66	L	75-72	H					01/20/79	11/-	W	90-51	A	
03/01/66	L	74-70	A					03/03/66	W	94-71	H					02/10/79	14/-	W	108-65	H	
01/03/67	L	71-62	A					01/14/67	W	47-46	N (LR)					01/08/80	W	70-58	H		
02/11/67	L	67-61	H					02/14/67	L	60-53	A					02/04/80	W	74-47	H		
01/13/68	W	85-80	N (LR)					01/03/68	W	75-70	H					01/10/81	W	85-51	H		
03/02/68	W	74-73	A					02/20/68	L	71-67	A					02/27/81	W	63-48	A		
01/13/69	L	67-59	A					01/11/69	L	73-68	H					01/13/82	9/-	W	62-59	A	
03/04/69	W	69-65	H					02/25/69	L	79-66	A					02/08/82	14/-	W	79-69	H	
01/10/70	L	75-69	A					01/06/70	L	64-59	H					03/05/82	14/-	W	80-70	N (Dallas)	
02/28/70	W	78-61	H					02/24/70	L	72-60	A					01/19/83	4/-	W	69-55	H	
01/09/71	L	88-79	H					02/06/71	L	87-83	A					02/19/83	7/-	W	64-56	A	
02/20/71	W	88-87 (OT)	A					03/05/71	L	92-89	H					03/10/83	6/-	L	61-59	N (Dallas)	
01/29/72	L	117-93	A					01/22/72	W	100-89	H					01/14/84	W	70-62	A		
02/22/72	L	92-86	H					02/15/72	L	86-85	A					02/15/84	14/-	W	55-48	H	
01/20/73	W	76-72	A					02/16/72	W	35-21	A					02/09/85	L	72-66 (OT)	A		
02/13/73	W	86-74	H					01/21/73	W	34-27	H					01/04/86	L	71-62	H		
02/02/74	L	96-81	H					01/22/73	W	25-16	H					02/05/86	L	73-71 (20T)	H		
02/26/74	L	99-82	A					02/20/28	W	42-18	A					01/03/87	L	80-77	H		
02/14/75	W	56-52	H					02/21/28	W	46-31	A					01/31/87	-/16	L	73-66	A	
03/04/75	W	68-56	A					02/22/29	W	49-32	H					01/09/88	W	96-53	H		
01/20/76	L	59-57	A					02/23/29	W	38-29	H					02/10/88	W	63-61	A		



Texas State
(Known as Southwest Texas until 2003)
Arkansas leads.....4-0
Home.....4-0

12/04/01	W	90-68	H
12/21/02	W	70-60	H
12/06/05	W	73-67	H
12/22/18	W	73-70	H

Texas Tech
Arkansas trails.....39-40
Home.....24-10
Away.....11-24
Neutral.....4-6

12/28/42	W	43-38	N (Oklahoma City)
12/28/57	W	71-67	N (Houston)
01/13/58	W	58-55	H
02/15/58	L	69-48	A
12/29/58	L	72-62	N (Houston)
01/03/59	W	61-57	H
03/03/59	L	80-69	A
02/02/60	L	82-79	A
02/16/60	W	78-55	H
02/07/61	L	72-66	H
02/18/61	L	87-81	H
02/03/62	L	66-64	H
02/17/62	L	76-64	A
02/05/63	L	80-75 (OT)	A
02/19/63	W	83-78	H
01/04/64	L	93-84	A
02/29/64	L	87-86	H
01/09/65	L	93-78	A
03/02/65	L	87-80	H
01/08/66	W	74-65	H
02/25/66	L	79-74	A
01/07/67	W	70-65	H
02/28/67	L	73-59	A
02/06/68	W	61-56	H
02/13/68	L	74-72	A
02/04/69	W	64-53	H
02/18/69	L	59-57	A
01/31/70	L	50-48	H
02/21/70	L	76-71	N (LR)
01/12/71	L	98-68	H
02/23/71	L	89-87	H
02/01/72	L	76-73	H
02/26/72	L	86-85	A
02/06/73	L	73-64	H
02/27/73	L	64-63	H
01/12/74	L	80-77 (OT)	H
02/12/74	L	89-83	A
01/21/75	W	65-62	H
02/22/75	L	63-55	A
01/28/76	W	92-86 (2OT)	H
02/03/76	L	86-78	H
03/05/76	L	70-63	N (Dallas)
01/04/77	18/-	W 41-38	A
01/10/77	18/-	W 60-53	H
01/28/78	4/-	W 54-49	A
02/21/78	4/-	W 58-49	H
01/27/79	15/-	W 63-57	H
02/20/79	10/-	W 66-65	A
03/02/79	9/-	W 93-77	N (Houston)
01/28/80	W	71-69 (OT)	A
02/22/80	W	84-60	H
01/28/81	W	60-35	H
02/28/81	18/-	W 64-61	A
01/02/82	5/-	W 79-74	H
02/27/82	15/-	W 67-61	H
01/26/83	12/-	W 62-59	A
02/26/83	6/-	W 77-63	H
01/21/84	W	67-57	H
02/23/84	11/-	W 55-49	A
01/16/85	L	64-48	H
02/16/85	L	52-50	H
03/10/85	L	67-64	N (Dallas)
01/11/86	L	48-46	H
02/12/86	W	79-72 (OT)	A
01/10/87	L	95-73	A
02/07/87	W	93-75	H
03/06/87	L	73-59	N (Dallas)
02/03/88	W	69-48	H
03/06/88	W	75-65	A
01/14/89	W	69-62	H
02/04/89	L	84-73	A
01/06/90	14/-	W 92-75	A
02/07/90	3/-	W 100-77	H
01/12/91	2/-	W 113-86	A
02/13/91	3/-	W 87-69	H
12/21/05	W	78-65	N (Dallas)
12/16/06	L	71-56	N (NLR)
01/30/16	W	75-68 (OT)	H
01/26/19	-/14	L 67-64	A

Texas Wesleyan
Arkansas leads.....1-0
Neutral.....1-0

12/29/42	W	52-46	N (Oklahoma City)
----------	---	-------	-------------------

Toledo
Arkansas leads.....1-0
Neutral.....1-0

12/28/62	W	58-55	N (Oklahoma City)
----------	---	-------	-------------------

Troy
Arkansas leads.....4-1
Home.....2-1
Neutral.....2-0

12/10/69	20/-	W 137-70	H
12/03/02	L	74-66	H
11/21/04	W	89-54	N (St. Thomas V.I.)
12/04/10	W	75-60	H
12/16/17	W	88-63	N (NLR)

Tulane
Arkansas leads.....5-0
Home.....1-0
Away.....3-0
Neutral.....1-0

12/10/49	W	42-41	A
12/09/72	W	87-83	H
01/08/74	W	89-73	A
12/06/75	W	67-55	N (LR)
02/07/77	14/-	W 76-73	A

Tulsa
Arkansas leads.....37-24
Home.....25-8
Away.....9-15
Neutral.....3-1

12/15/31	W	33-28	H
12/16/31	W	37-29	A
12/29/32	W	35-25	H
02/13/33	W	28-19	H
01/06/34	W	18-13	H
01/29/34	L	25-24	A
12/18/34	L	25-21	A
01/05/35	W	33-14	H
12/20/35	W	47-30	H
01/25/36	W	42-28	H
01/31/42	W	59-30	H
02/24/42	W	69-27	H
12/04/46	W	56-21	H
12/02/50	W	59-46	H
12/09/50	L	48-46	A
12/27/50	W	53-44	N (Oklahoma City)
12/12/51	L	48-44	H
12/22/51	L	66-48	H
12/10/52	L	69-50	A
01/03/53	L	61-50	H
12/05/53	L	51-50	A
01/02/54	W	55-49	H
12/11/54	L	63-47	A
01/01/55	W	68-60	H
12/03/55	L	53-45	H
03/01/56	L	55-51	H
12/06/56	W	77-70 (OT)	A
02/12/57	W	52-43	H
12/07/57	W	79-61	A
01/23/58	20/-	W 50-43	H
12/19/58	L	54-52	H
01/24/59	L	61-54	A
01/27/59	W	65-51	H
01/28/60	L	78-65	A
12/13/60	L	64-59	A
01/26/61	W	66-58	H
12/14/61	W	87-59	H
01/24/62	W	99-77	H
12/13/62	L	76-68	H
01/31/63	L	68-66	A
01/25/64	L	95-86	H
12/15/64	W	65-64	H
12/10/69	L	74-66	N (Memphis)
01/09/73	L	85-81	H
12/22/73	L	95-72	A
12/24/74	L	64-60	H
12/23/76	18/-	W 81-66	A
12/15/84	W	70-66	N (LR)
11/29/87	L	68-47	A
02/25/89	W	118-69	H
12/23/91	15/-	W 74-64	A
12/23/92	10/-	W 101-87	H
12/23/93	1/-	W 93-91 (OT)	A
03/25/94	2/-	W 103-84	N (Dallas)
12/23/94	3/-	W 82-63	H
11/28/01	W	79-75	A
11/30/02	-/22	L 61-60	A
12/30/03	W	81-74	H
11/30/04	W	85-73	H
01/02/07	W	68-59	H
12/14/19	W	98-79	H

UCLA
Arkansas trails.....1-2
Away.....0-1
Neutral.....1-1

11/30/73	-/1	L 101-79	A
03/16/78	5/2	W 74-70	N (Albuquerque)
04/03/95	6/1	L 89-78	N (Seattle)

U.S. International
Arkansas leads.....1-0
Home.....1-0

12/09/89	10/-	W 166-101	H
----------	------	-----------	---

Utah
Arkansas trails.....0-1
Neutral.....0-1

03/14/98	11/7	L 75-69	N (Boise, Idaho)
----------	------	---------	------------------

Utah State
Arkansas leads.....1-0
Away.....0-1

12/27/71	L	95-94	A
----------	---	-------	---

Utah Valley
Arkansas leads.....2-0
Home.....2-0

11/22/11	W	67-59	H
01/03/15	W	79-46	H

Valparaiso
Arkansas leads.....1-0
Neutral.....1-0

12/21/19	W	72-68	N (NLR)
----------	---	-------	---------

Vanderbilt
Arkansas leads.....28-12 SEC: 27-11
(Arkansas joined SEC in '91-92)
Home.....16-3 SEC: 15-3
Away.....7-8 SEC: 7-7
Neutral.....5-1 SEC: 5-11

12/14/63	L	101-77	H
11/14/90	2/-	W 107-70	A
02/12/92	11/-	W 91-71	H
01/20/93	8/19	L 102-89	A
02/01/94	6/-	W 89-76	H
02/11/95	12/-	W 97-94 (OT)	A
03/10/95	5/-	W 73-72	N (Atlanta)
01/13/96	L	80-73	H
02/08/97	L	87-83 (OT)	A
02/07/98	14/-	W 93-83	H
02/06/99	23/-	L 73-69	A
02/23/00	W	78-63	H
01/13/01	L	81-64	A
03/02/02	W	81-67	H
02/26/03	W	60-50	A
01/24/04	-/22	W 70-62	H
02/19/05	L	79-65	A
01/14/06	W	78-66	H
03/03/07	-/19	W 82-67	A
03/09/07	W	72-71	N (Atlanta)
03/01/08	-/18	W 78-73	H
03/14/08	-/18	W 81-75	N (Atlanta)
03/08/09	L	75-58	A
02/27/10	-/16	L 89-72	H
01/29/11	-/19	W 89-78	H
01/31/12	-/25	W 82-74	A
01/02/13	W	56-33	H
02/09/13	L	67-49	A
03/14/13	L	75-72	N (Nashville)
02/08/14	W	77-75	A
01/10/15	23/-	W 82-70	H
01/05/16	W	90-85 (OT)	H
01/24/17	W	71-70	A
02/07/17	L	72-59	H
03/11/17	W	76-62	N (Nashville)
02/10/18	W	72-54	H
02/05/19	W	69-66	H
03/06/19	W	84-48	H
01/15/20	W	75-55	A
03/11/20	W	86-73	N (Nashville)

Villanova
Arkansas trails.....0-3
Away.....0-1
Neutral.....0-2

01/29/84	16/-	L 58-54	A
03/18/88	L	82-74	N (Cincinnati)
11/22/98	19/-	L 76-63	N (Fairbanks, Alaska)

Virginia
Arkansas trails.....3-4
Home.....1-0
Away.....0-2
Neutral.....2-2

03/18/84	8/-	L 53-51 (OT)	N (E. Rutherford)
01/27/85	L	54-52	N (PB)
12/20/86	L	78-66	N (PB)
12/12/87	W	66-52	H
11/30/88	L	75-65	A
03/26/95	6/13	W 68-61	N (Seattle)
11/20/98	19/-	W 85-83	N (Fairbanks)

Virginia Commonwealth
Arkansas leads.....1-0
Neutral.....1-0

11/18/07	18/-	W 70-60	N (San Juan, PR)
----------	------	---------	------------------

Virginia Military Institute
Arkansas leads.....2-1
Neutral.....2-1

12/30/64	L	72-70	N (Shreveport, La.)
12/28/73	W	96-86	N (LR)
12/23/89	10/-	W 92-61	N (LR)

Wabash
Arkansas leads.....1-0
Home.....1-0

12/08/73	W	83-77	H
----------	---	-------	---

Wake Forest
Arkansas trails.....3-5
Home.....1-2
Away.....1-1
Neutral.....1-2

03/12/77	8/-	L 86-80	N (Norman, Okla.)
01/31/82	12/19	L 49-48	N (LR)
01/30/83	12/19	W 68-65	N (Greensboro, N.C.)
12/23/98	19/-	W 75-59	A
12/20/99	-/25	L 70-64	H
11/16/01	L	76-71	H
11/19/14	W	83-53	H
12/04/15	L	88-85	A

Washburn (Kan.)
Arkansas trails.....0-1
Home.....0-1

01/28/71	L	80-75	H
----------	---	-------	---

Washington (Mo.)
Arkansas leads.....2-0
Away.....1-0
Neutral.....1-0

12/12/53	W	69-55	A
12/22/53	W	68-50	N (LR)

Washington State
Arkansas trails.....0-1
Neutral.....0-1

03/22/41	L	64-53	N (Kansas City)
----------	---	-------	-----------------

Weber State
Arkansas leads.....2-0
Neutral.....2-0

03/11/78	7/-	W 73-52	N (Eugene, Ore.)
03/11/79	7/-	W 74-63	N (Lawrence, Kan.)

West Texas State
Arkansas leads.....2-1
Home.....1-1
Neutral.....1-0

12/28/39	W	48-43	N (Oklahoma City)
1941-42	L	54-41	H
12/06/78	W	84-54	H

West Virginia
Arkansas leads.....1-0
Neutral.....1-0

11/26/06	W	71-64	N (Orlando, Fla.)
----------	---	-------	-------------------

Western Carolina
Series tied.....1-1
Home.....1-1

12/07/98	W	90-54	H
12/22/03	L	62-59 (OT)	H

Western Illinois
Arkansas leads.....3-0
Home.....2-0
Away.....1-0

01/13/75	W	88-51	H
02/07/76	W	75-72 (OT)	A
01/01/06	W	83-54	H

Western Kentucky
Series Tied.....4-4
Home.....0-2
Away.....0-2
Neutral.....4-0

03/26/36	W	43-36	N (LR)
03/27/36	W	39-30	N (LR)
12/06/45	W	66-46	N (LR)
12/07/45	W	67-38	N (LR)
12/03/73	L	102-100	H

HEAD COACHING RECORDS • RAZORBACK RECORDS



Years	Coach	Years	NCAA Appearances	W	L	Pct.
1924-29	Francis Schmidt	6	0	113	22	.837
1930-33	Charles Bassett	4	0	62	29	.681
1934-42	Glen Rose *	9	1	154	47	.766
1943-49	Eugene Lambert	7	3	113	60	.653
1950-52	Presley Askew	3	0	35	37	.486
1953-66	Glen Rose *	14	1	171	154	.526
<i>* - Glen Rose was a combined 325-201 (.618) in his 23 total seasons as head coach over two stints</i>						
1967-70	Duddy Waller	4	0	31	64	.326
1971-74	Lanny Van Eman	4	0	39	65	.375
1975-85	Eddie Sutton	11	9	260	75	.776
1986-02	Nolan Richardson	17	13	389	169	.697
2003-07	Stan Heath	5	2	82	71	.536
2008-11	John Pelphrey	4	1	69	59	.539
2012-19	Mike Anderson	8	4	169	102	.624
2019-pres.	Eric Musselman	1	0	20	12	.625
Totals		97	34	1,708	967	.639



MIKE ANDERSON
8 seasons: 169-102



PRESLEY ASKEW
3 seasons: 35-37



CHARLES BASSETT
4 seasons: 62-29



STAN HEATH
5 seasons: 82-71



EUGENE LAMBERT
7 seasons: 113-60



ERIC MUSSELMAN
1 season: 20-12



JOHN PELPHREY
4 seasons: 69-59



NOLAN RICHARDSON
17 seasons: 389-169



GLEN ROSE
23 seasons: 325-201
1st Stint - 9 seasons: 154-47
2nd Stint - 14 seasons: 171-154



FRANCIS SCHMIDT
6 seasons: 113-22



EDDIE SUTTON
11 seasons: 260-75



LARRY VAN EMAN
4 seasons: 39-65



DUDDY WALLER
4 seasons: 31-64

*The records do not reflect Mike Anderson's 1-1 record as interim coach during the 2001-02 season.

RAZORBACK RECORDS • YEAR-BY-YEAR RESULTS

OPPONENT NAME CHANGES

Then	Now (Date Changed)
Arkansas Normal	Central Arkansas (1975)
Baptist College	Charleston Southern (1990)
Northeast Louisiana	Louisiana-Monroe (1999)
Southeastern State	Southeastern Okla. State (1974)
Southwest Texas	Texas State (2003)
Southwest Missouri State	Missouri State (2005)
Southwestern Presbyterian	Rhodes College (1984)
Southwestern Louisiana	Louisiana-Lafayette (1999)

1923-24 17-11, 3-9 (7th)

Coach: Francis Schmidt

Date	Opponent	UA/Opp Rank	Site	W/L	Score
12/19	@Northeastern State		A	W	19-13
12/19	@Northeastern State		A	W	33-12
12/21	Boynton Boys School		H	W	46-18
12/27	Jonesboro YMCA		H	L	38-25
12/29	Gay Oil Company		H	W	34-19
12/31	North Little Rock High		H	W	35-28
01/01	Fort Smith Faculty		H	W	69-8
	Ozark Athletic Club		H	W	61-36
01/04	Northeastern State		H	W	43-22
01/05	Northeastern State		H	W	42-14
01/11	Central Arkansas		H	W	62-27
01/12	Central Arkansas		H	W	34-14
01/18	Missouri State		H	L	38-31
01/09	Missouri State		H	W	22-21
01/25	SMU *		H	L	17-11
01/26	SMU *		H	W	21-15
02/01	TCU *		H	L	31-30
02/02	TCU *		H	L	23-21
02/08	Hendrix College		H	W	28-18
02/09	Hendrix College		H	W	39-21
02/18	@Baylor *		A	L	33-29
02/19	@Baylor *		A	W	28-14
02/20	@Texas A&M *		A	L	35-27
02/21	@Texas A&M *		A	L	32-17
02/22	@Rice *		A	L	22-19
02/23	@Rice *		A	W	29-22
02/27	Texas *		H	L	30-26
02/28	Texas *		H	L	32-21

* Southwest Conference games

1924-25

**21-5, 9-3 (3rd)
Coach: Francis Schmidt**

Date	Opponent	UA/Opp Rank	Site	W/L	Score
	@College of the Ozarks		A	W	27-18
	Gay Oil Company @ LR		N	W	31-13
12/23	England National Bank @ LR		N	W	31-22
12/24	Stuttgart Athletic Club		H	W	34-18
12/25	Jonesboro YMCA		H	W	28-24
12/26	Southeast Missouri State		H	L	28-21
	@Cairo (Ill.) Aces		A	W	35-7
	@Bemis (Tenn.) YMCA		A	W	31-24
	@Arkansas State		A	W	31-9
	@England Athletic Club		A	W	78-22
01/19	Hendrix College		H	W	40-16
01/10	Hendrix College		H	W	34-25
01/14	@SMU *		A	W	29-25
01/15	@SMU *		A	W	39-20
01/16	@TCU *		A	L	28-26
01/17	@TCU *		A	W	21-20
01/23	Baylor *		H	W	39-14
01/24	Baylor *		H	W	23-14
02/01	Rice *		H	W	37-19
02/02	Rice *		H	W	29-9
02/06	Texas A&M *		H	W	54-18
02/07	Texas A&M *		H	W	38-17
02/20	@Texas *		A	L	20-18
02/21	@Texas *		A	L	21-12
02/27	Oklahoma State		H	W	21-17
02/28	Oklahoma State		H	L	25-23

* Southwest Conference games

1925-26

**23-2, 11-1 (1st)
• SWC CHAMPION •
Coach: Francis Schmidt**

Date	Opponent	UA/Opp Rank	Site	W/L	Score
	@Ozark Athletic Club		A	W	81-7
	@Fort Smith National Guard		A	W	64-6
	Union Trust Company @ LR		N	W	35-22
	England Athletic Club		H	W	64-18
	@Jonesboro YMCA		A	W	29-22
	@Arkansas State		A	W	32-14
	@Centralia (Ill.) Lions		A	W	29-13
01/01	@New Coliseum (St. Louis) Ath. Club		A	W	29-20
01/02	@St. Louis		A	L	40-30
01/08	Hendrix College		H	W	43-25
01/09	Hendrix College		H	W	39-21
01/15	SMU *		H	W	29-27
01/16	SMU *		H	W	28-8
01/22	@Baylor *		A	W	22-9
01/23	@Baylor *		A	W	19-14
01/29	Centenary		H	W	69-21
01/30	Centenary		H	W	43-9
02/05	Texas *		H	W	35-12
02/06	Texas *		H	W	27-7
02/12	@Rice *		A	W	54-15
02/13	@Rice *		A	W	25-17
02/15	@Texas A&M *		A	W	37-27
02/16	@Texas A&M *		A	W	35-21
02/26	TCU *		H	W	24-23
02/27	TCU *		H	L	30-15

* Southwest Conference games

1926-27

**14-2, 8-2 (1st)
• SWC CHAMPION •
Coach: Francis Schmidt**

Date	Opponent	UA/Opp Rank	Site	W/L	Score
	Northeastern State		H	W	27-13
	Northeastern State		H	W	25-19
	@Graham & Broening @ LR		A	W	38-34
	@Southwestern Bell @ LR		A	W	42-26
	@Jonesboro YMCA		A	W	49-25
	@Arkansas State		A	W	42-12
01/07	Rice *		H	W	36-18
01/08	Rice *		H	W	34-18
01/14	@TCU *		A	W	24-16
01/15	@TCU *		A	W	23-22
01/21	Texas A&M *		H	W	34-27
01/22	Texas A&M *		H	W	25-16
02/04	@Texas *		A	L	32-29
02/05	@Texas *		A	L	28-24
	@SMU *		A	W	32-30
	@SMU *		A	W	32-31

* Southwest Conference games

1927-28

**19-1, 12-0 (1st)
• SWC CHAMPION •
Coach: Francis Schmidt**

Date	Opponent	UA/Opp Rank	Site	W/L	Score
12/16	Northeastern State		H	W	59-29
12/17	Northeastern State		H	W	61-24
12/21	@Drury College		A	W	39-20
12/22	@Missouri State		A	L	45-31
12/30	@College of the Ozarks		A	W	53-27
12/31	@College of the Ozarks		A	W	59-20
01/16	TCU *		H	W	23-18
01/07	TCU *		H	W	28-24
01/13	Texas *		H	W	42-26
01/14	Texas *		H	W	59-29
01/20	Hendrix College		H	W	69-30
01/21	Hendrix College		H	W	50-24
02/23	@Baylor *		H	W	59-21
02/04	@Baylor *		H	W	34-21
02/10	SMU *		H	W	48-26
02/11	SMU *		H	W	34-22



Long before Bud Walton Arena and even Barnhill Arena, Arkansas played its home games in Schmitt's Barn.

02/17	@Rice *	A	W	20-11
02/18	@Rice *	A	W	28-23
02/20	@Texas A&M *	A	W	42-18
02/21	@Texas A&M *	A	W	46-31

*Southwest Conference games

1928-29 19-1, 11-1 (1st) • SWC champion • Coach: Francis Schmidt

Date	Opponent	UA/Opp Rank	Site	W/L	Score
	Northeastern State		H	W	54-28
	Northeastern State		H	W	54-34
	Little Rock All-Stars		H	W	32-21
	@Fort Smith Collegians		A	W	45-22
	@Jonesboro YMCA		A	W	43-30
	@Earle Cardinals		A	W	47-25
01/04	@SMU *		A	W	32-26
01/05	@SMU *		A	W	39-17
01/07	@TCU *		A	W	41-24
01/08	@TCU *		A	W	66-26
	Baylor *		H	W	59-24
	Baylor *		H	W	71-23
	Drury College		H	W	52-25
	Drury College		H	W	42-22
02/08	@Texas *		A	W	48-32
02/09	@Texas *		A	L	36-25
02/15	Rice *		H	W	51-18
02/16	Rice *		H	W	44-13
02/22	Texas A&M *		H	W	49-32
02/23	Texas A&M *		H	W	38-29

*Southwest Conference games

1929-30 16-7, 10-2 (1st) • SWC champion • Coach: Charles Bassett

Date	Opponent	UA/Opp Rank	Site	W/L	Score
	Northeastern State		H	W	57-26
	Northeastern State		H	W	37-17
	Southeastern State		H	W	32-29
	Southeastern State		H	W	24-22
01/02	@Drury College		A	L	28-25
01/03	@St. Louis		A	L	32-13
01/04	@Missouri State		A	L	40-21
01/06	@Pittsburg (Kan.) State		A	L	36-23
01/07	@Pittsburg (Kan.) State		A	L	51-20
01/10	TCU *		H	W	32-21
01/11	TCU *		H	W	22-18
01/17	Texas *		H	W	22-19
01/18	Texas *		H	L	29-27
	@Baylor *		A	W	30-23
	@Baylor *		A	W	27-21
02/07	@Oklahoma State		A	W	30-20
02/08	@Oklahoma State		A	W	30-23
	SMU *		H	W	28-27
	SMU *		H	W	44-29
02/21	@Texas A&M *		A	W	28-24
02/22	@Texas A&M *		A	W	25-23 (OT)
02/24	@Rice *		A	W	30-26
02/25	@Rice *		A	L	37-16

*Southwest Conference games

1930-31 14-9, 7-5 (T3rd) Coach: Charles Bassett

Date	Opponent	UA/Opp Rank	Site	W/L	Score
12/12	Northeastern State		H	W	36-29
12/13	Northeastern State		H	W	39-21
12/18	Pittsburg (Kan.) St.		H	L	40-31
12/19	Pittsburg (Kan.) St.		H	L	28-26
	Colonial Baking AAU @ LR		N	W	30-27
	Colonial Baking AAU @ LR		N	W	30-27
01/02	@Butler		A	L	37-21
01/03	@St. Louis		A	L	24-18
01/08	@Texas *		A	W	29-21
01/09	@Texas *		A	L	27-25
01/12	Rice *		H	W	36-32
01/13	Rice *		H	W	31-25
	Texas A&M *		H	W	30-19
	Texas A&M *		H	L	37-34
01/23	@TCU *		A	L	35-26
01/24	@TCU *		A	W	30-29

02/11	St. Louis	H	W	33-30
02/13	Baylor *	H	L	29-27
02/14	Baylor *	H	W	29-25
02/20	Oklahoma State	H	W	37-22
02/21	Oklahoma State	H	W	29-22
02/27	@SMU *	A	W	32-27
02/28	@SMU *	A	L	40-27

*Southwest Conference games

1931-32 18-6, 8-4 (3rd) Coach: Charles Bassett

Date	Opponent	UA/Opp Rank	Site	W/L	Score
12/11	Northeastern State		H	W	36-29
12/12	Northeastern State		H	W	39-21
12/15	Tulsa		H	W	33-28
12/16	Tulsa		H	W	37-29
12/18	@Missouri State		A	W	41-38
12/19	@Pittsburg (Kan.) State		A	L	36-20
01/01	@Drury College		A	W	45-26
01/02	@St. Louis		A	L	25-23
01/08	Texas *		H	W	24-21
01/09	Texas *		H	L	27-25
01/16	Drury College		H	W	35-14
01/18	Pittsburg (Kan.) State		H	W	32-21
01/22	SMU *		H	W	46-20
01/23	SMU *		H	W	29-20
02/05	@Baylor *		A	L	34-28
02/06	@Baylor *		A	W	42-31
02/12	TCU *		H	L	31-27
02/13	TCU *		H	W	37-24
02/15	St. Louis		H	W	33-19
02/22	Missouri State		H	W	37-19
	@Texas A&M *		A	L	28-23
02/26	@Rice *		A	W	25-23
02/27	@Rice *		A	W	34-19
03/02	@Texas A&M *		A	W	33-27

*Southwest Conference games

1932-33 14-7, 6-6 (4th) Coach: Charles Bassett

Date	Opponent	UA/Opp Rank	Site	W/L	Score
12/09	@Northeastern State		A	W	31-16
12/10	@Northeastern State		H	W	33-20
12/16	@Nebraska		A	W	41-24
12/17	@Creighton		A	L	29-28
12/19	@South Dakota		A	W	33-27
12/29	@Tulsa		A	W	35-25
	North Texas State		H	W	34-20
	North Texas State		H	W	36-26
01/13	@Texas *		A	L	36-28
01/14	@Texas *		A	L	31-28
01/20	Rice *		H	W	36-32
01/21	Rice *		H	W	33-23
02/03	@TCU *		A	L	29-19
02/04	@TCU *		A	L	30-26
	@SMU *		A	W	40-23
	@SMU *		A	W	26-25
02/13	Tulsa		H	W	28-19
	Texas A&M *		H	L	25-21
	Texas A&M *		H	L	25-23
02/24	Baylor *		H	W	34-19
02/25	Baylor *		H	W	39-30

*Southwest Conference games

1933-34 16-8, 6-6 (3rd) Coach: Glen Rose

Date	Opponent	UA/Opp Rank	Site	W/L	Score
12/14	Northeastern State		H	W	30-19
12/15	Northeastern State		H	W	27-23
12/16	@Missouri State		A	L	16-13
12/18	@Diamond Oilers @ Fort Smith		N	W	39-31
12/19	@Central Arkansas		A	W	54-30
12/20	Colonial Baking AAU @ LR		N	W	54-37
12/21	Colonial Baking AAU @ LR		N	W	37-28
01/04	Missouri State		H	W	22-15
01/06	Tulsa		H	W	18-13
01/12	TCU *		H	W	31-15
01/13	TCU *		H	L	28-21
01/19	Oklahoma State		H	W	46-22
01/20	Oklahoma State		H	W	28-23

01/29	@Tulsa	A	L	25-24
02/02	@Baylor *	A	W	31-29
02/03	@Baylor *	A	L	31-20
02/09	Texas *	H	L	28-26
02/10	Texas *	H	W	32-29
02/16	@Rice *	A	W	31-20
02/17	@Rice *	A	L	25-22
02/19	@Texas A&M *	A	W	23-22
02/20	@Texas A&M *	A	L	35-23
03/02	SMU *	H	W	39-35
03/03	SMU *	H	L	44-37

*Southwest Conference games

1934-35 14-5, 9-3 (T-1st) • SWC champion • Coach: Glen Rose

Date	Opponent	UA/Opp Rank	Site	W/L	Score
	Northeastern State		H	W	38-21
	Northeastern State		H	W	53-14
12/18	@Tulsa		A	L	25-21
	Diamond Oilers @ Tulsa		N	L	28-26
	@East Central Oklahoma		A	W	50-21
01/05	Tulsa		H	W	33-14
01/10	Rice *		H	W	31-30
01/11	Rice *		H	W	37-19
01/18	@TCU *		A	W	41-20
01/19	@TCU *		A	W	42-24
	Fort Smith Vehicle Sports		H	W	60-32
	Baylor *		H	W	37-27
	Baylor *		H	W	48-30
02/15	@Texas *		A	W	47-30
02/16	@Texas *		A	L	33-23
	@SMU *		A	L	30-22
	@SMU *		A	L	41-27
03/01	Texas A&M *		H	W	45-41
03/02	Texas A&M *		H	W	51-31

*Southwest Conference games

1935-36 24-3, 11-1 (1st) • SWC CHAMPION • • U.S. OLYMPIC FINALIST • Coach: Glen Rose

Date	Opponent	UA/Opp Rank	Site	W/L	Score
12/13	Northeastern State		H	W	47-19
12/14	Northeastern State		H	W	50-19
12/18	@Oklahoma State		A	L	33-21
12/19	@Oklahoma State		A	W	24-15
12/20	@Tulsa		A	W	47-30
12/21	@Fort Smith Vehicle Sports		A	W	52-24
12/23	@Central Arkansas		A	W	42-38
12/24	@Central Arkansas		A	W	66-27
01/03	Oklahoma Tire AAU (Muskogee)		H	W	42-39
01/10	@Texas A&M *		A	W	22-18
01/11	@Texas A&M *		A	W	34-27
01/14	@Rice *		A	W	33-26
01/15	@Rice *		A	L	35-29
01/25	Tulsa		H	W	42-28
02/07	SMU *		H	W	34-23
02/08	SMU *		H	W	40-28
02/14	@Baylor *		A	W	44-26
02/15	@Baylor *		A	W	39-14
02/21	TCU *		H	W	47-15
02/22	TCU *		H	W	40-29
02/28	Texas *		H	W	38-37
02/29	Texas *		H	W	43-31

U.S. Olympic Playoffs • Houston, Texas

03/10	Texas	N	W	27-16
03/11	Stephen F. Austin	N	W	53-24

U.S. Olympic Playoffs • Little Rock, Ark.

03/26	Western Kentucky	N	W	43-26
03/27	Western Kentucky	N	W	39-30

U.S. Olympic Playoffs • New York, N.Y.

04/03	Hollywood Universal	N	L	40-29
-------	---------------------	---	---	-------

*Southwest Conference games

1936-37 12-6, 8-4 (2nd) Coach: Glen Rose

Date	Opponent	UA/Opp Rank	Site	W/L	Score
12/14	Drake		H	W	31-22
12/17	Southeastern State		H	W	33-19
12/18	Southeastern State		H	W	39-28

Sugar Bowl Classic • New Orleans, La.

Date	Opponent	UA/Opp Rank	Site	W/L	Score
12/30	Tennessee		N	W	42-34
01/02	Brown Paper Mill AAU		H	L	31-29
01/08	Baylor *		H	L	25-22
01/09	Baylor *		H	W	42-24
01/15	@SMU *		A	L	29-25
01/16	@SMU *		A	W	37-28
02/05	@Texas *		A	L	39-28
02/06	@Texas *		A	L	43-31
02/12	Texas A&M *		H	W	45-19
02/13	Texas A&M *		H	W	36-32
02/19	Rice *		H	W	52-29
02/20	Rice *		H	W	52-34
02/27	Phillips 66ers		H	L	39-33
03/05	@TCU *		A	W	38-35
03/06	@TCU *		A	W	43-21

*Southwest Conference games

1937-38 19-3, 11-1 (1st) • SWC champion • Coach: Glen Rose

Date	Opponent	UA/Opp Rank	Site	W/L	Score
12/17	Staf-O-Life AAU		H	W	52-26
12/21	@Murray State		A	L	43-40
12/22	Ole Miss @ Memphis		N	W	47-43
12/23	Ole Miss @ LR		N	W	48-46

All College Tournament • At Oklahoma City, Okla.

RAZORBACK RECORDS • YEAR-BY-YEAR RESULTS

1939-40 12-10, 6-6 (4th) Coach: Glen Rose

Date	Opponent	UA/Opp Rank	Site	W/L	Score
	Southeastern State		H	W	32-20
	Southeastern State		H	L	26-25
12/15	Pittsburg (Kan.) State		H	L	62-50
12/16	Pittsburg (Kan.) State		H	W	49-42
12/18	Oklahoma		H	L	49-36
12/19	Oklahoma		H	W	40-38

All-College Tournament • Oklahoma City, Okla.

12/27	West Texas State		N	W	48-43
12/28	Pittsburg (Kan.) State		N	W	44-33
12/29	Oklahoma State		N	L	32-26
	Central Missouri		N	W	60-46
01/12	Texas *		H	L	52-33
01/13	Texas *		H	W	54-44
01/19	@Baylor *		A	L	40-24
01/20	@Baylor *		A	L	47-39
02/09	SMU *		H	W	75-40
02/10	SMU *		H	W	36-26
	@Texas A&M *		A	W	37-25
	@Texas A&M *		A	L	41-38
02/19	@Rice *		A	L	60-43
02/20	@Rice *		A	L	42-28
03/01	TCU *		H	W	59-45
03/02	TCU *		H	W	52-36

*Southwest Conference games

1940-41 20-3, 12-0 (1st) • SWC champion • • NCAA FINAL FOUR • Coach: Glen Rose

Date	Opponent	UA/Opp Rank	Site	W/L	Score
12/13	Drury College		H	W	62-17
12/14	Drury College		H	W	46-20
12/19	@Murray State		A	W	52-30
12/20	Southwestern (Tenn.)		H	W	58-35
12/21	Phillips 66ers @ LR		N	W	38-24
01/03	@Phillips 66ers		A	L	35-33
01/04	@Pittsburg (Kan.) State		A	W	48-45
01/10	@Texas *		A	W	50-38
01/11	@Texas *		A	W	44-34
01/17	Texas A&M *		H	W	68-33
01/18	Texas A&M *		H	W	58-36
02/01	Pittsburg (Kan.) State		H	W	71-45
02/07	Baylor *		H	W	62-48
02/08	Baylor *		H	W	36-31
02/12	Rice *		H	W	66-41
02/13	Rice *		H	W	48-43
02/18	Phillips 66ers @ Tulsa		N	L	31-26
02/21	@TCU *		A	W	67-42
02/22	@TCU *		A	W	66-43
02/28	@SMU *		A	W	40-23
03/01	@SMU *		A	W	40-32

NCAA Western Regional • Kansas City, Mo.

03/21	Wyoming		N	W	52-40
-------	---------	--	---	---	-------

NCAA Final Four • Kansas City, Mo.

03/22	Washington State		N	L	64-53
-------	------------------	--	---	---	-------

*Southwest Conference games

1941-42 19-4, 10-2 (T-1st) • SWC champion • Coach: Glen Rose

Date	Opponent	UA/Opp Rank	Site	W/L	Score
12/11	Southeastern State		H	W	30-19
12/12	Southeastern State		H	W	38-36
12/17	Central (Okla.) State		H	W	43-23
12/18	Central (Okla.) State		H	W	42-25

All-College Tournament • Oklahoma City, Okla.

	Central Missouri		N	W	44-36
	West Texas State		N	L	54-41
	SMU		N	W	52-22
	East Central Oklahoma		N	W	54-28
01/03	@Phillips 66ers		A	L	34-33
01/09	SMU *		H	W	35-33
01/10	SMU *		H	W	36-34
01/16	@Rice *		A	L	51-38
01/17	@Rice *		A	W	55-47
01/31	Tulsa		H	W	59-30
02/06	@Baylor *		A	W	53-43

02/07	@Baylor *		A	W	50-45
02/13	@Texas A&M *		A	W	47-45
02/14	@Texas A&M *		A	W	40-31
02/20	Texas *		H	W	42-34
02/21	Texas *		H	L	58-37
02/24	Tulsa		H	W	69-27
02/27	TCU *		H	W	41-33
02/28	TCU *		H	W	63-37

*Southwest Conference games

1942-43 19-7, 8-4 (3rd) Coach: Eugene Lambert

Date	Opponent	UA/Opp Rank	Site	W/L	Score
12/07	Camp Crowder (Mo.)		H	W	43-31
12/09	East Central Oklahoma		H	W	50-35
12/14	Pittsburg (Kan.) State		H	W	57-46
12/16	@Camp Crowder (Mo.)		A	W	40-29
12/17	@Drury College		A	W	42-29
12/18	@Missouri State		A	W	47-31
12/19	Quachita College @ Fort Smith		N	W	44-29

All-College Tournament • Oklahoma City, Okla.

12/28	Texas Tech		N	W	43-38
12/29	Texas Wesleyan		N	W	52-46
12/29	Texas		N	W	66-44
12/30	TCU		N	L	37-25
12/31	@Phillips 66ers		A	L	48-27
01/01	Pittsburg (Kan.) State		H	W	43-38
01/02	@St. Louis		A	L	43-37
01/08	@SMU *		A	W	39-35
01/09	@SMU *		A	W	36-29
01/15	Rice *		H	W	52-35
01/16	Rice *		H	L	41-37
02/05	Baylor *		H	W	68-35
02/06	Baylor *		H	W	40-38
02/12	@Texas *		A	L	45-31
02/13	@Texas *		A	L	48-35
02/19	Texas A&M *		H	W	74-49
02/20	Texas A&M *		H	L	67-52
03/04	@TCU *		A	W	33-23
03/05	@TCU *		A	W	54-39

*Southwest Conference games

1943-44 16-8, 11-1 (T1st) • SWC champion • Coach: Eugene Lambert

Date	Opponent	UA/Opp Rank	Site	W/L	Score
12/09	Conway (Ark.) AAU		H	W	60-33
12/15	Pittsburg (Kan.) State		H	W	42-37
12/18	Springfield (Mo.) AAU		H	W	65-40
12/20	@Camp Chaffee (Ark.)		A	W	58-52
12/28	@City College of New York		A	W	39-37
12/29	@Albright College		A	L	47-40
01/01	DePaul @ Buffalo, N.Y.		N	L	59-30
01/07	TCU *		H	W	71-50
01/08	TCU *		H	W	60-29
01/14	@Rice *		A	W	42-41
01/15	@Rice *		A	L	67-41
01/21	SMU *		H	W	68-58
01/22	SMU *		H	W	74-49
01/27	@Oklahoma State		A	L	66-41
01/28	Oklahoma St. @ Oklahoma City		N	L	17-15
01/29	@Phillips 66ers		A	L	57-42
02/04	@Baylor *		A	W	45-28
02/05	@Baylor *		A	W	36-34
02/11	Texas *		H	W	59-48
02/12	Texas *		H	W	54-46
02/16	@Pittsburg (Kan.) State		A	L	50-42
02/25	@Texas A&M *		A	W	70-35
02/26	@Texas A&M *		A	W	60-38
03/18	Champ Chaffee (Fort Smith)		N	L	58-42

*Southwest Conference games

1944-45 17-9, 9-3 (2nd) • NCAA FINAL FOUR • Coach: Eugene Lambert

Date	Opponent	UA/Opp Rank	Site	W/L	Score
12/07	@Pittsburg (Kan.) State		A	W	45-33
12/09	Blytheville AAB (Ark.)		H	W	76-45
12/16	@City College of New York		A	W	59-47
12/19	@Westminster College (Pa.)		A	L	71-61

All-College Tournament • Oklahoma City, Okla.

12/27	Denver		N	W	50-36
12/28	Oklahoma		N	W	54-51
12/29	Oklahoma State		N	L	43-34
01/05	Baylor *		H	W	94-28
01/06	Baylor *		H	W	90-30
01/09	Phillips 66ers		H	L	60-40
01/12	Oklahoma St. @ LR		N	W	41-38
01/13	Oklahoma St. @ El Dorado		N	L	49-40
01/19	@Texas *		A	L	49-40
01/20	@Texas *		A	W	74-38
01/26	@Rice *		A	L	57-46
01/27	@Rice *		A	L	69-56
02/02	@TCU *		A	W	37-33
02/03	@TCU *		A	W	60-35
02/08	Pittsburg (Kan.) State		H	W	76-45
02/16	@SMU *		A	W	59-52
02/17	@SMU *		A	W	65-49
02/23	Texas A&M *		H	W	80-21
02/24	Texas A&M *		H	W	87-36
02/28	Phillips 66ers		H	L	62-34

NCAA Western Regional • Kansas City, Mo.

03/23	Oregon		N	W	79-76
-------	--------	--	---	---	-------

NCAA Final Four • Kansas City, Mo.


03/24	Oklahoma State		N	L	68-41
-------	----------------	--	---	---	-------

*Southwest Conference games

1945-46 16-7, 9-3 (2nd) Coach: Eugene Lambert

Date	Opponent	UA/Opp Rank	Site	W/L	Score
11/29	Camp Chaffee (Ark.)		H	W	76-35
12/01	Sedalia AAB (Mo.)		H	W	101-37
12/06	Western Kentucky @ LR		N	W	66-46
12/07	Western Kentucky @ LR		N	W	67-38
12/11	Memphis NATC		H	W	52-47
12/15	@New York University		A	L	63-62
12/18	@Kentucky		A	L	67-42
01/04	Texas *		H	W	55-47
01/05	Texas *		H	W	90-63
01/11	@Baylor *		A	W	49-37
01/12	@Baylor *		A	L	40-28
01/26	Camp Hood (Texas)		H	W	62-53
02/01	SMU *		H	W	81-53
02/02	SMU *		H	W	74-56
02/04	Rice *		H	W	62-45
02/05	Rice *		H	W	68-25
02/08	TCU *		H	L	53-50
02/09	TCU *		H	W	58-36
02/15	@Oklahoma State		A	L	53-29
02/16	Oklahoma St. @ Oklahoma City		N	L	46-31
02/20	Camp Robinson (Ark.)		H	W	64-53
02/25	@Texas A&M *		A	L	56-55
02/26	@Texas A&M *		A	W	53-43

*Southwest Conference games



George Kok's 22 points against Oregon in 1945 helped send Arkansas to its second Final Four.

1946-47 14-10, 8-4 (T-2nd) Coach: Eugene Lambert

Date	Opponent	UA/Opp Rank	Site	W/L	Score
12/04	Tulsa		H	W	56-21
12/07	Missouri St. @ Joplin		N	W	62-55

Big Six Tournament • Kansas City, Mo.

12/12	Nebraska		N	W	57-46
12/13	Kansas		N	L	53-52
12/14	Kansas State		N	L	56-41
12/17	@New York University		A	L	67-46
12/21	@St. Joseph's (Pa.)		A	W	46-36
01/04	@Pittsburg (Kan.) State		A	L	53-52
01/10	Rice *		H	W	52-51
01/11	Rice *		H	W	66-53
01/14	@TCU *		A	W	54-39
01/15	@TCU *		A	W	63-53
01/20	University of Mexico		H	W	55-37
01/22	Oklahoma St. @ LR		N	L	42-38
01/24	Oklahoma St. @ Oklahoma City		N	L	49-44 (OT)
02/01	Central Arkansas		H	W	59-39
02/07	Baylor *		H	W	55-50
02/08	Baylor *		H	W	68-57
02/14	@SMU *		A	L	64-62
02/15	@SMU *		A	L	47-44
02/21	Texas A&M *		H	W	62-56
02/22	Texas A&M *		H	W	71-58
02/28	@Texas *		A	L	49-44
03/01	@Texas *		A	L	66-46

*Southwest Conference games

1947-48 16-8, 8-4 (3rd) Coach: Eugene Lambert

Date	Opponent	UA/Opp Rank	Site	W/L	Score
12/03	Pittsburg (Kan.) St.		H	W	75-42
12/08	Culver-Stockton (Mo.)		H	W	68-36
12/11	@New York University		A	L	85-62
12/13	@LaSalle (Pa.)		A	L	69-58
12/20	North Texas		H	W	62-49

Los Angeles Tournament • Los Angeles, Calif.

12/26	Brigham Young		N	L	68-58
12/27	Loyola (Calif.)		N	W	60-47
12/30	Pepperdine		N	W	70-44

San Francisco Tournament • San Francisco, Calif.

01/02	@San Francisco		A	W	74-58
01/03	@Stanford		N	L	60-53
01/09	@Texas A&M *		A	W	58-51
01/10	@Texas A&M *		A	W	57-46
01/16	SMU *		H	W	47-40
01/17	SMU *		H	W	58-57
01/21	Alabama @ Memphis		N	W	42-35
01/22	@Arkansas State		A	W	76-59
02/06	@Baylor *		A	L	42-38
02/07	@Baylor *		A	L	55-47
02/13	TCU *		H	W	37-30
02/14	TCU *		H	W	47-38
02/20	Texas *		H	W	54-40
02/21	Texas *		H	L	54-43
02/27	@Rice *		A	L	61-49
02/28	@Rice *		A	W	66-63 (OT)

*Southwest Conference games

1948-49 15-11, 9-3 (T-1st) • SWC CHAMPION • • NCAA REGIONAL SEMIFINAL • • SWEET 16 • Coach: Eugene Lambert

Date	Opponent	UA/Opp Rank	Site	W/L	Score
11/29	@Phillips 66ers		A	L	58-40
12/01	Oklahoma City		H	W	31-29
12/04	@Oklahoma State		A	L	53-28
12/09	@Long Island University		A	L	56-42
12/11	@Canisius		A	L	60-51
12/13	@Kentucky		A	L	76-39
12/16	Pittsburg (Kan.) State		H	W	79-53
12/23	Oklahoma State		H	L	50-45
12/30	Tennessee @ Memphis		N	W	58-55
01/05	Baylor *		H	L	41-37
01/08	Phillips 66ers @ LR		N	L	58-32
01/15	@SMU *		A	W	54-45
01/17	@TCU *		A	W	41-36

01/21	Rice *		H	L	49-48
01/31	Texas A&M *		H	W	62-47
02/05	@Baylor *		A	W	52-46
02/07	@Texas *		A	W	60-54
02/12	Texas *		H	W	54-50
02/19	SMU *		H	W	47-39
02/21	TCU *		H	W	67-52
02/26	@Rice *		A	L	54-48
02/28	@Texas A&M *		A	W	61-46

District VI Playoffs

03/09	Rice	20/nr	N	W	50-34
03/10	Arizona	20/nr	N	W	65-44

NCAA Western Regional - Kansas City, Mo.

03/18	Oregon State	20/nr	N	L	56-38
03/19	Wyoming	20/nr	N	W	61-48

*Southwest Conference games

1949-50 12-12, 8-4 (T-1st) • SWC CHAMPION • Coach: Presley Askew

Date	Opponent	UA/Opp Rank	Site	W/L	Score
12/01	Pittsburg (Kan.) State		H	W	59-41
12/03	@Oklahoma State		A	L	43-41
12/09	@LSU		A	L	62-46
12/10	@Tulane		A	W	42-41
12/14	@Illinois		A	L	65-53
12/15	@Indiana		A	L	75-50
12/22	Oklahoma State @ LR		N	L	44-36

All-College Tournament • Oklahoma City, Okla.

12/27	Alabama		N	W	41-33
12/28	Wyoming		N	L	40-26
12/29	Oklahoma State		N	L	57-33
01/02	Kentucky @ LR		N	L	57-53
01/04	Texas *		H	W	60-51
01/12	@Texas A&M *		A	L	43-35
01/14	@Rice *		A	W	60-56
01/18	SMU *		H	W	63-55
01/28	Baylor @ LR *		N	L	60-49
02/03	@Texas *		A	W	51-37
02/04	@Baylor *		A	L	52-42
02/06	Pittsburg (Kan.) St. @ LR		N	W	41-36
02/13	Texas A&M *		H	W	52-46
02/17	TCU *		H	W	52-43
02/21	Rice *		H	W	61-38
02/25	@SMU *		A	L	57-48
02/27	@TCU *		A	W	45-39

*Southwest Conference games

1950-51 13-11, 7-5 (4th) Coach: Presley Askew

Date	Opponent	UA/Opp Rank	Site	W/L	Score
11/28	Arkansas Tech		H	W	50-45
12/02	Tulsa		H	W	59-46
12/08	@Oklahoma State		A	L	55-53
12/09	@Tulsa		A	L	48-46
12/14	Oklahoma State		H	L	44-33
12/18	@Missouri		A	L	54-32
12/20	Ole Miss @ Memphis		N	W	45-35
12/21	Ole Miss @ LR		N	L	45-41

All-College Tournament • Oklahoma City, Okla.

12/27	Tulsa		N	W	53-44
12/28	Alabama		N	W	46-34
12/29	Oklahoma State	nr/3	N	L	54-41
01/06	@TCU *		A	L	42-31
01/08	@SMU *		A	L	60-45
01/15	Texas *		H	L	50-42
01/20	Baylor *		H	W	69-55
02/03	@Texas A&M *		A	L	34-33
02/05	@Rice *		A	W	50-42
02/10	SMU *		H	W	50-48 (OT)
02/12	Texas A&M *		H	W	45-38
02/15	LSU @ LR		N	W	64-50
02/17	@Baylor *		A	W	55-44
02/19	@Texas *		A	W	40-38
02/26	TCU *		H	L	52-42
02/27	Rice @ LR *		N	W	57-43

*Southwest Conference games

1951-52 10-14, 4-8 (T-6th) Coach: Presley Askew

Date	Opponent	UA/Opp Rank	Site	W/L	Score
11/27	Central Missouri College		H	W	52-42
12/01	Phillips 66ers		H	L	74-39
12/07	Ole Miss @ LR		N	W	66-58
12/08	Ole Miss @ Memphis		N	W	68-66
12/12	@Tulsa		A	L	48-44
12/15	@Mississippi State		A	L	79-39
12/20	Missouri		H	W	49-43
12/22	Tulsa		H	L	66-48

SWC Tournament • Dallas, Texas (Fair Park Rec Center)

12/26	Texas A&M		N	L	49-46
12/28	SMU		N	L	54-40
12/29	Baylor		N	W	58-44
01/05	Texas A&M *		H	L	47-42
01/12	@Texas *		A	L	62-51
01/14	@Baylor *		A	W	54-38
01/19	Rice *		H	L	48-46
01/31	Pittsburg (Kan.) State		H	W	53-37
02/02	TCU @ LR *		N	W	56-54
02/04	SMU *		H	L	54-50
02/09	@Rice *		A	L	59-55
02/11	@Texas A&M *		A	W	49-40
02/19	Baylor *		H	L	44-39
02/23	@SMU *		A	L	57-48
02/25	@TCU *		A	L	68-56
03/01	Texas *		H	W	45-44

*Southwest Conference games

1952-53 10-11, 4-8 (T-5th) Coach: Glen Rose

Date	Opponent	UA/Opp Rank	Site	W/L	Score
12/10	@Tulsa		A	L	69-50
12/13	Mississippi State		H	W	102-71
12/16	@Missouri		A	W	64-63
12/20	Ole Miss @ LR		N	W	104-72

SWC Tournament • Dallas, Texas (Fair Park Rec Center)

12/27	Arizona		N	W	68-51
12/29	SMU		N	L	65-62
12/30	Baylor		N	W	59-54
01/03	Tulsa		H	L	61-50
01/10	@Texas A&M *		A	L	56-48
01/12	@Texas *		A	L	62-57
01/17	Rice *		H	W	87-68
01/19	Baylor *		H	W	49-47
01/29	Pittsburg (Kan.) State		H	W	79-63
02/02	TCU *		H	L	49-46
02/09	@SMU *		A	W	71-66
02/09	@Rice *		A	L	70-45
02/14	Texas *		H	L	70-65
02/16	Texas A&M *		H	W	66-46
02/21	@Baylor *		A	L	74-68
02/23	@TCU *		A	L	65-63
02/28	SMU *		H	L	79-74

*Southwest Conference games

1953-54 13-9, 6-6 (T-3rd) Coach: Glen Rose

Date	Opponent	UA/Opp Rank	Site	W/L	Score
12/05	@Tulsa		A	L	51-50
12/08	Northwestern (La.) State		H	W	71-62
12/12	@Washington (Mo.)		A	W	69-55
12/19	Missouri		H	W	64-63
12/22	Washington (Mo.) @ LR		N	W	68-50

SWC Tournament • Houston, Texas



RAZORBACK RECORDS • YEAR-BY-YEAR RESULTS

02/11	@Rice *	A	L	86-65	
02/13	@Texas A&M *	A	W	61-52	
02/18	Texas *	H	W	79-69	
02/25	@SMU *	nr/12	A	L	80-72
02/28	TCU *	H	W	90-71	
03/01	@Tulsa	A	L	55-51	
03/06	Saint Louis	H	L	68-66 (OT)	

*Southwest Conference games

1956-57 11-12, 5-7 (5th) Coach: Glen Rose

Date	Opponent	UA/Opp Rank	Site	W/L	Score
12/01	Oklahoma		H	W	59-55
12/04	@Wichita State		A	L	64-47
12/06	@Tulsa		A	W	77-70 (OT)
12/10	Oklahoma State		H	L	59-50
12/15	@Missouri		A	L	72-52
12/17	Wichita State		H	W	80-67

SWC Tournament • Houston, Texas (Autry Court)

12/27	Texas		N	W	89-76	
12/28	Rice		N	W	81-70	
12/29	SMU		nr/7	N	L	64-60
01/05	@Texas A&M *		A	W	73-65	
01/07	@Rice *		A	L	78-68	
01/12	Baylor *		H	L	52-51	
01/14	Texas *		H	W	67-66	
01/26	@Kansas State		A	L	70-56	
01/29	TCU *		H	W	62-58	
02/02	@SMU *		nr/6	A	L	69-55
02/09	Texas A&M *		H	W	63-46	
02/12	Tulsa		H	W	52-43	
02/16	@TCU *		A	L	64-57	
02/19	Rice *		H	L	82-69	
02/23	@Baylor *		A	L	67-61	
02/25	@Texas *		A	W	70-54	
03/02	SMU *		nr/4	H	L	87-59

*Southwest Conference games

1957-58 17-10, 9-5 (T-1st) • SWC CHAMPION • • NCAA REGIONAL SEMIFINAL • • SWEET 16 • Coach: Glen Rose

Date	Opponent	UA/Opp Rank	Site	W/L	Score	
12/02	@Oklahoma		A	L	64-52	
12/04	New Mexico State		H	W	59-50	
12/07	@Tulsa		A	W	79-61	
12/13	Ole Miss @ LR		N	W	61-58	
12/16	Kansas State		nr/5	H	L	63-48
12/20	Missouri		H	W	55-45	

SWC Tournament • Houston, Texas (Autry Court)

12/26	Texas		N	W	83-67	
12/27	Rice		N	L	50-49	
12/28	Texas Tech		N	W	71-67	
01/04	@Texas *		A	W	57-55	
01/06	@Baylor *		A	W	68-53	
01/10	TCU *		H	W	65-49	
01/13	Texas Tech *		H	W	58-55	
01/23	Tulsa		20/nr	H	W	50-43
01/28	Texas A&M *		17/nr	H	W	67-51
02/01	@SMU *		17/nr	A	L	49-46
02/03	@TCU *		17/nr	A	W	56-46
02/08	Rice *		18/nr	H	L	63-59
02/11	SMU *		H	W	65-63	
02/15	@Texas Tech *		A	L	69-48	
02/22	@Texas A&M *		A	L	66-57	
02/24	@Rice *		A	L	61-59	
03/01	Baylor *		H	W	79-55	
03/04	Texas *		H	W	74-60	

District VI Playoff • Shreveport, La.

03/11	SMU		N	W	61-55
-------	-----	--	---	---	-------

NCAA Midwest Regional • Lawrence, Kan.

03/14	Oklahoma State		nr/18	N	L	65-40
03/15	Cincinnati		nr/3	N	L	97-62

*Southwest Conference games

1958-59 9-14, 6-8 (T-5th) Coach: Glen Rose

Date	Opponent	UA/Opp Rank	Site	W/L	Score
12/03	@Missouri		A	L	74-71 (OT)
12/06	Oklahoma		H	W	61-52
12/09	LSU @ Shreveport		N	L	67-58
12/19	Tulsa		H	L	54-52

SWC Tournament • Houston, Texas (Autry Court)

12/26	SMU		N	L	65-64
12/28	Baylor		N	W	60-57
12/29	Texas Tech		N	L	72-62
01/03	Texas Tech *		H	W	61-57
01/07	@TCU *		A	L	52-45
01/10	Rice *		H	W	72-61
01/12	Texas A&M *		H	L	63-62
01/24	@Tulsa		A	L	61-54
01/31	@Baylor *		A	L	64-58
02/03	SMU *		H	L	59-50
02/07	@Texas *		A	W	77-74 (OT)
02/09	@Rice *		A	L	68-62
02/14	TCU *		H	L	76-71
02/17	Baylor *		H	W	59-53
02/21	@Texas A&M *		A	W	72-71
02/23	@SMU *		A	L	56-51
02/28	Texas *		H	W	63-56
03/03	@Texas Tech *		A	L	80-69

*Southwest Conference games

1959-60 12-11, 7-7 (T-4th) Coach: Glen Rose

Date	Opponent	UA/Opp Rank	Site	W/L	Score
12/04	Missouri		H	L	75-71
12/05	Oklahoma State		H	W	54-50
12/07	Tulsa		H	W	65-51
12/12	Ole Miss @ LR		N	L	78-63
12/21	Centenary		H	W	75-55

SWC Tournament • Houston, Texas (Autry Court)

12/28	Baylor		N	W	71-66	
12/29	SMU		N	L	67-56	
12/30	Texas		N	W	68-58	
01/05	TCU *		H	W	74-60	
01/09	@Baylor *		A	W	90-83 (2OT)	
01/11	@Texas *		A	L	72-66	
01/16	Rice *		H	W	74-63	
01/28	@Tulsa		A	L	78-65	
02/02	@Texas Tech *		A	L	82-79	
02/06	SMU *		H	L	72-70 (OT)	
02/09	Texas A&M *		nr/12	H	L	77-68
02/13	@TCU *		A	W	66-61	
02/16	Texas Tech *		H	W	78-55	
02/20	@Texas A&M *		nr/11	A	L	82-61
02/22	@Rice *		A	W	94-74	
02/26	Texas *		H	L	71-57	
02/29	Baylor *		H	W	83-74	
03/02	@SMU *		A	L	93-82	

*Southwest Conference games

1960-61 16-7, 9-5 (3rd) Coach: Glen Rose

Date	Opponent	UA/Opp Rank	Site	W/L	Score
12/03	@Missouri		A	W	84-75
12/06	@Oklahoma State		A	L	59-50 (OT)
12/08	North Texas		H	W	94-80
12/10	Ole Miss @ Blytheville		N	W	77-71
12/13	@Tulsa		A	L	64-59
12/17	Centenary		H	W	71-61
12/21	Alabama @ LR		N	W	83-76
12/22	Tennessee @ LR		N	W	89-76
01/04	@Texas *		A	L	68-58
01/07	SMU *		H	W	76-74
01/10	@Texas A&M *		A	L	81-62
01/14	Rice *		H	W	80-55
01/26	Tulsa		H	W	66-58
01/31	@Baylor *		A	W	74-58
02/04	TCU *		H	W	88-75
02/07	Texas Tech *		H	L	72-66
02/11	@Rice *		A	W	84-72
02/14	Texas *		H	W	74-59
02/18	@Texas Tech *		A	L	87-81
02/22	@TCU *		A	W	96-76

02/24	Baylor *		H	W	70-48
02/27	@SMU *		A	W	88-82 (OT)
03/02	Texas A&M *		H	L	70-68

*Southwest Conference games

1961-62 14-10, 5-9 (6th) Coach: Glen Rose

Date	Opponent	UA/Opp Rank	Site	W/L	Score
12/01	@Kansas		A	L	85-74
12/04	Missouri		H	W	72-68
12/08	@North Texas		A	W	68-61
12/12	Oklahoma State		H	W	63-54
12/14	Tulsa		H	W	87-59
12/16	Ole Miss @ LR		N	W	59-54
12/21	LSU @ Shreveport		N	W	84-81 (OT)

Poinsettia Classic • Greenville, S.C.

12/29	Clemson		N	W	62-60
12/30	Georgia Tech		N	W	72-42
01/03	Texas A&M *		H	W	64-59
01/06	@Texas *		A	L	73-59
01/09	SMU *		H	L	77-70
01/12	@TCU *		A	W	64-61
01/24	@Tulsa		A	W	99-77
01/30	Rice *		H	W	104-84
02/03	Texas Tech *		H	L	66-64
02/06	@Baylor *		A	L	76-60
02/10	TCU *		H	W	90-80
02/13	@Rice *		A	L	63-55
02/17	@Texas Tech *		A	L	76-64
02/20	Baylor *		H	W	76-75
02/23	@Texas A&M *		A	L	89-79
02/27	Texas *		H	L	61-60
03/06	@SMU *		A	L	84-81

*Southwest Conference games

1962-63 13-11, 8-6 (4th) Coach: Glen Rose

Date	Opponent	UA/Opp Rank	Site	W/L	Score
12/03	Kansas		H	W	64-62 (OT)
12/08	@Missouri		A	W	70-61
12/11	@Oklahoma State		A	L	46-45 (OT)
12/13	Tulsa		H	L	76-68
12/15	Ole Miss @ Blytheville		N	W	90-60
12/19	LSU @ LR		N	L	72-70

All-College Tournament • Oklahoma City, Okla.

12/27	Loyola (Chicago)		N	L	81-62
12/28	Trelevo		N	W	58-55
12/29	Craigton		N	W	73-61
01/03	@SMU *		A	W	73-71
01/05	Texas *		H	L	69-63
01/08	@TCU *		A	W	81-59
01/12	@Rice *		A	L	85-70
01/31	@Tulsa		A	L	68-66
02/02	Texas A&M *		H	W	66-55
02/05	@Texas Tech *		A	L	80-75 (OT)
2/09	Baylor *		H	W	75-65
02/12	Rice *		H	L	69-65
02/16	@Texas A&M *		A	L	80-78
02/19	Texas Tech *		H	W	83-78
02/23	@Baylor *		A	W	67-61
02/26	SMU *		H	W	82-79 (OT)
03/01	@Texas *		A	L	99-86
03/05	TCU *		H	W	104-94

*Southwest Conference games

1963-64 9-14, 6-8 (6th) Coach: Glen Rose

Date	Opponent	UA/Opp Rank	Site	W/L	Score
11/30	Louisiana-Lafayette		H	W	71-65
12/02	Missouri		H	L	76-74
12/04	@Kansas		A	L	73-60
12/09	Oklahoma State		H	L	74-65
12/14	@Vanderbilt		A	L	101-77
12/20	Lamar		H	W	86-80

Gulf States Classic • Shreveport, La.

12/27	Tennessee		N	L	77-57
12/28	Ole Miss		N	W	76-68
01/04	@Texas Tech *		A	L	93-84
01/07	Texas *		H	W	58-53
01/11	@TCU *		A	W	66-60

01/25	@Tulsa		A	L	95-86
01/27	@Baylor *		A	W	74-70
02/04	Rice *		H	L	76-63
02/08	@Texas A&M *		A	L	72-64
02/11	SMU *		H	W	83-71
02/15	Baylor *		H	W	73-61
02/18	@Rice *		A	L	77-69
02/22	Texas A&M *		H	L	60-57
02/25	@SMU *		A	L	86-71
02/29	Texas Tech *		H	L	87-86
03/03	@Texas *		A	L	80-67
03/05	TCU *		H	W	108-77

*Southwest Conference games

1964-65 9-14, 5-9 (5th) Coach: Glen Rose

Date	Opponent	UA/Opp Rank	Site	W/L	Score	
12/01	Kansas		nr/18	H	L	65-60
12/05	@Missouri		A	L	81-71	
12/09	Oklahoma State		H	L	66-52	
12/12	Hardin-Simmons					

1966-67 6-17, 4-10 (T-7th) Coach: Duddy Waller

Date	Opponent	UA/Opp Rank	Site	W/L	Score
12/01	Kansas		H	L	73-57
12/03	@Missouri		A	L	73-66
12/07	@Oklahoma State		A	W	51-46
12/12	Centenary		H	L	81-80

Memphis Tournament • Memphis, Tenn.

12/16	Memphis		A	L	43-36
12/17	Oklahoma State		N	L	50-43

Los Angeles Holiday Classic • Los Angeles, Calif.

12/28	Southern California		A	L	70-67
12/29	Arizona		N	W	65-61 (OT)
12/30	Michigan		N	L	82-72

01/03	@Texas *		A	L	71-62
01/07	Texas Tech *		H	W	70-65
01/10	@Baylor *		A	L	65-53
01/14	Texas A&M * @ LR		N	W	47-46
01/17	SMU *		H	L	69-59
01/28	@TCU *		A	L	78-61
01/31	@Rice *		A	L	60-56
02/11	Texas *		H	L	67-61
02/14	@Texas A&M *		A	L	60-53
02/18	Rice *		H	W	66-63
02/21	@SMU *		A	L	69-66
02/25	TCU *		H	W	83-78
02/28	@Texas Tech *		A	L	73-59
03/02	Baylor *		H	L	68-55

*Southwest Conference games

1967-68 10-14, 7-7 (5th) Coach: Duddy Waller

Date	Opponent	UA/Opp Rank	Site	W/L	Score
12/02	Missouri		H	L	74-52
12/05	Oklahoma State		H	L	61-52
12/09	Ole Miss @ LR		N	W	64-62
12/11	@Centenary		A	W	85-65
12/19	Centenary @ LR		N	W	90-82
12/21	@Alabama		A	L	82-65

All-College Tournament • Oklahoma City, Okla.

12/28	Auburn		N	L	65-58
12/29	Fordham		N	L	80-73
12/30	Idaho State		N	L	77-75
01/03	Texas A&M *		H	W	75-70
01/06	@Rice *		A	L	73-61
01/09	@Baylor *		A	L	80-69
01/13	Texas * @ LR		H	W	85-80
01/25	@Oklahoma City		A	L	92-90 (OT)
01/30	TCU *		H	W	68-67
02/03	@SMU *		A	W	70-68
02/06	Texas Tech *		H	W	61-56
02/10	@TCU *		A	L	77-75
02/13	@Texas Tech *		A	L	74-72
02/17	SMU *		H	L	95-87
02/20	@Texas A&M *		A	L	71-67
02/24	Rice *		H	W	78-65
02/27	Baylor *		H	L	71-64
03/02	@Texas *		A	W	74-73

*Southwest Conference games

1968-69 10-14, 4-10 (8th) Coach: Duddy Waller

Date	Opponent	UA/Opp Rank	Site	W/L	Score
11/30	Missouri		H	L	60-59
12/03	@Oklahoma State		A	L	73-68
12/07	@Ole Miss		A	L	65-61 (OT)
12/09	@Centenary		A	W	64-61
12/14	Texas-Arlington		H	W	80-69
12/17	Centenary @ LR		N	W	79-50
12/21	Alabama @ LR		N	W	52-48

Little Rock Classic • Little Rock, Ark.

12/27	Texas-Arlington		N	W	87-78
12/28	Centenary		N	W	56-48
01/07	@Rice *		A	W	67-62
01/11	Texas A&M *		H	L	73-68
01/13	@Texas *		A	L	67-59
01/24	Oklahoma City		H	L	84-73
01/28	Baylor *		H	L	74-72
02/01	@TCU *		A	L	85-79
02/04	Texas Tech *		H	W	64-53

02/08	@SMU *		A	L	84-69
02/11	TCU *		H	W	63-47
02/15	SMU * @ LR		N	L	76-68
02/18	@Texas Tech *		A	L	59-57
02/22	Rice *		H	L	74-67
02/25	@Texas A&M *		A	L	79-66
03/01	@Baylor *		A	L	66-54
03/04	Texas *		H	W	69-65

*Southwest Conference games

Lineup	Name	Pts.	Rebs.
5-11	Sr. G Benton Cone	9.8	2.7
6-3	Jr. G Robert McKenzie	13.5	5.0
6-4	Jr. G/F Ricky Tanneberger	9.8	5.4
6-5	Jr. F James Eldridge	13.7	7.1
6-5	Sr. F Gary Stephens	9.6	6.7

1969-70 5-19, 3-11 (8th) Coach: Duddy Waller

Date	Opponent	UA/Opp Rank	Site	W/L	Score
12/01	@Missouri		A	L	58-51
12/05	Oklahoma State		H	L	80-67

Liberty Bowl Classic • Memphis, Tenn.

12/10	Tulsa		N	L	74-66
12/11	Mississippi State		N	L	76-74 (OT)
12/13	@Texas-Arlington		A	W	85-73

Baylor Classic • Lafayette, La.

12/19	Kentucky Wesleyan		N	L	76-75
12/20	@Louisiana-Lafayette		A	L	94-85
12/22	@Oklahoma		A	L	85-69
01/02	Northwestern (La.) St. @ LR		N	W	81-74
01/06	Texas A&M *		H	L	64-59
01/10	@Texas *		A	L	75-69
01/21	@Oklahoma City		A	L	73-70
01/24	@Baylor *		A	L	110-76
01/27	TCU *		H	L	82-68
01/31	@Texas Tech *		A	L	50-48
02/03	Rice *		H	L	76-69
02/07	@SMU *		A	L	76-75
02/10	Baylor *		H	W	76-75
02/14	SMU *		H	W	88-72
02/17	@Rice *		A	L	85-78
02/21	Texas Tech * @ LR		N	L	76-71
02/24	@Texas A&M *		A	L	72-60
02/28	Texas *		H	W	78-61
03/03	@TCU *		A	L	97-95

*Southwest Conference games

Lineup	Name	Pts.	Rebs.
6-0	So. G Almer Lee	17.0	3.2
6-3	Sr. G Robert McKenzie	15.2	7.6
6-4	Sr. G/F Ricky Tanneberger	8.0	3.7
6-7	Jr. C Bobby Vint	4.3	4.5
6-5	Sr. F James Eldridge	15.2	7.3

1970-71 5-21, 1-13 (8th) Coach: Lanny Van Eman

Date	Opponent	UA/Opp Rank	Site	W/L	Score
12/1	Missouri		H	L	80-78 (OT)
12/5	@Hardin-Simmons		A	L	112-96
12/7	@Oklahoma State		A	L	67-65
12/10	Pittsburg (Kan.) State		H	W	107-82
12/12	@Southern Illinois		A	L	99-78
12/14	@Iowa State		A	L	86-77
12/17	Mississippi State		H	L	69-67
12/19	@Centenary		A	W	71-61
12/21	Missouri-St. Louis		H	W	91-84
01/5	Oklahoma		H	L	115-100
01/7	Hardin-Simmons		H	W	110-101 (OT)
01/9	Texas *		H	L	88-79
01/12	@Texas Tech *		A	L	98-68
01/16	Rice *		H	L	85-82
01/28	Washburn (Kan.)		H	L	80-75
01/30	@SMU *		A	L	90-88
02/2	TCU *		H	L	89-87
02/6	Texas A&M *		H	L	87-83
02/9	SMU *		H	L	112-99
02/13	@Baylor *		A	L	92-91
02/16	@TCU *		A	L	92-86
02/20	@Texas *		A	W	88-87 (OT)
02/23	Texas Tech *		H	L	89-87
02/27	@Rice *		A	L	97-93
03/02	Baylor *		H	L	111-110 (OT)

03/05	@Texas A&M *		A	L	92-89
-------	--------------	--	---	---	-------

*Southwest Conference games

Lineup	Name	Pts.	Rebs.
6-2	Jr. G Joel Heider	3.4	2.1
6-0	Jr. G Almer Lee	19.2	3.0
6-7	Sr. C Bobby Vint	11.2	6.0
6-6	Jr. F Vernon Murphy	17.6	8.9
6-5	Jr. F Donnie Watts	14.4	5.4

1971-72 8-18, 5-9 (6th) Coach: Lanny Van Eman

Date	Opponent	UA/Opp Rank	Site	W/L	Score
12/1	Georgia Southern		H	W	93-91
12/4	@Missouri		A	L	74-73
12/6	@Missouri-St. Louis		A	L	85-79
12/9	Rockhurst		H	W	102-72
12/11	Southern Illinois		H	L	93-92
12/13	Oklahoma State		H	W	90-76
12/22	San Francisco St. @ LR		N	L	84-81 (OT)
12/23	Iowa St. @ LR		N	L	96-93

Golden Beehive Tournament • Logan, Utah

12/27	@Utah State		A	L	95-94 (OT)
12/28	Idaho State		N	L	88-73
12/31	@Memphis		A	L	92-77
1/4	@Mississippi State		A	L	79-75
1/15	@TCU *		A	L	95-77
1/22	Texas A&M *		H	W	100-89
1/25	@SMU *		A	L	85-71
1/29	@Texas *		A	L	117-93
2/1	Texas Tech *		H	L	76-73
2/5	Rice *		H	W	103-95
2/8	@Baylor *		A	L	93-84
2/12	TCU *		H	L	98-90
2/15	@Texas A&M *		A	L	86-85
2/19	SMU *		H	W	88-74
2/22	Texas *		H	L	92-86
2/26	@Texas Tech *		A	L	86-85
2/29	Baylor *		H	W	131-109
3/4	@Rice *		A	W	113-108

*Southwest Conference games

Lineup	Name	Pts.	Rebs.
6-2	Sr. G Joel Heider	4.7	2.3
6-4	Jr. G Martin Terry	24.3	5.4
6-8	So. C Dean Tolson	15.5	9.9
6-6	Sr. F Vernon Murphy	11.8	5.3
6-7	Jr. F Doug Campbell	6.6	5.5

1972-73 16-10, 9-5 (T-2nd) Coach: Lanny Van Eman

Date	Opponent	UA/Opp Rank	Site	W/L	Score
12/2	@Rockhurst		A	W	87-76
12/4	Missouri Western		H	W	85-81
12/6	Illinois State		H	L	81-67
12/9	@Tulane		A	W	87-83
12/11	Indiana State		H	W	80-75
12/13	Georgia State		H	W	70-39
12/23	Memphis @ LR		N	L	87-86

Razorback Classic • Little Rock, Ark.

12/29	Cornell		N	L	78-77
12/30	Southern Illinois		N	W	97-96
1/4	Centenary		H	L	80-7

RAZORBACK RECORDS • YEAR-BY-YEAR RESULTS

1973-74 10-16, 6-8 (5th) Coach: Lanny Van Eman

Date	Opponent	UA/Opp Rank	Site	W/L	Score
11/30	@UCLA		nr/1	A L	101-79
12/01	@Cal-Santa Barbara		A L	A L	109-80
12/03	Western Kentucky		H L	L	102-100
12/05	Tennessee-Martin		H W	W	80-68
12/08	Wabash		H W	W	83-77
12/10	@Ole Miss		A L	L	117-66
12/22	@Tulsa		A L	L	95-72

Razorback Classic • Little Rock, Ark.

12/28	VMI		N W	W	96-86
12/29	Pittsburgh		N L	L	91-83
01/03	Centenary		H L	L	98-96
01/05	@Indiana State		A L	L	92-82
01/08	Tulane		H W	W	89-73
01/12	Texas Tech *		H L	L	80-77 (OT)
01/19	@Rice *		A L	L	77-69
01/22	SMU *		H W	W	89-88
01/26	@TCU *		A W	W	86-74
01/29	@Baylor *		A L	L	94-68
02/02	Texas *		H L	L	96-81
02/05	@Texas A&M *		A L	L	86-80 (OT)
02/09	Rice *		H W	W	106-81
02/12	@Texas Tech *		A L	L	89-83
02/16	@SMU *		A L	L	95-87
02/19	TCU *		H W	W	109-99
02/23	Baylor *		H W	W	92-62
02/26	@Texas *		A L	L	99-82
03/02	Texas A&M *		H W	W	97-86

*Southwest Conference games

Lineup	Name	Pts.	Rebs.
6-1	So. G Robert Birden	7.7	2.2
6-3	Jr. G Rickey Medlock	16.2	6.2
6-8	Sr. C Dean Tolson	22.5	13.2
6-7	So. F Jack Schulte	11.3	6.5
6-7	Sr. F Dennis White	13.6	8.7

1974-75 17-9, 11-3 (2nd) Coach: Eddie Sutton

Date	Opponent	UA/Opp Rank	Site	W/L	Score
11/30	Rockhurst		H W	W	78-61
12/04	@Mississippi State		A W	W	75-72
12/07	@Western Kentucky		A L	L	74-63
12/09	Ole Miss		H L	L	84-73
12/12	Hofstra		H W	W	63-58
12/21	Tulsa		H L	L	64-60
12/23	@Oklahoma City		A L	L	79-77
01/04	MacMurry (Ill.)		H W	W	100-66
01/11	@Centenary		A L	L	74-72
01/13	Oklahoma City		H W	W	84-75
01/15	Western Illinois		H W	W	88-51
01/18	@Kansas State		A L	L	73-71 (2 OT)
01/21	Texas Tech *		H W	W	65-62
01/25	@SMU *		A W	W	73-69
01/28	@Rice *		A W	W	74-67
02/01	@Baylor *		A L	L	73-69
02/04	Texas *		H W	W	56-52
02/08	Texas A&M *		H W	W	95-89 (2OT)
02/11	@TCU *		A W	W	70-61
02/15	@Texas A&M *		A L	L	62-60
02/18	TCU *		H W	W	81-57
02/22	@Texas Tech *		A L	L	63-55
02/25	Rice *		H W	W	86-51
03/01	SMU *		H W	W	72-50
03/04	@Texas *		A W	W	68-56
03/08	Baylor *		H W	W	83-64

*Southwest Conference games

Lineup	Name	Pts.	Rebs.
6-1	Jr. G Robert Birden	10.7	1.9
6-3	Sr. G Rickey Medlock	12.9	2.9
6-4	Jr. G Charles Terry	10.6	5.6
6-5	Sr. F Kent Allison	15.1	8.2
6-8	Jr. C Darryll Saulsberry	5.8	3.7

1975-76 19-9, 9-7 (4th) Coach: Eddie Sutton

Date	Opponent	UA/Opp Rank	Site	W/L	Score
12/03	Missouri State		H W	W	83-57
12/06	Tulane @ LR		N W	W	67-55
12/08	@Air Force		A L	L	59-58
12/12	Boise State		H W	W	72-56
12/13	Oklahoma @ LR		N W	W	64-56
12/20	@Oklahoma City		A W	W	84-63
12/30	Eastern New Mexico		H W	W	102-55
01/03	Indiana State		H W	W	91-71
01/05	Houston *		H W	W	92-47
01/08	SMU *		H L	L	82-81
01/12	@Houston *		A L	L	72-71
01/14	@Rice *		A W	W	80-62
01/17	TCU *		H W	W	100-65
01/20	@Texas *		A L	L	59-57
01/24	Texas A&M *		H W	W	93-91 (2OT)
01/26	@Baylor *		A L	L	84-81
01/28	Texas Tech *		H W	W	92-86 (2OT)
01/31	@SMU *		A L	L	82-76
02/03	@Texas Tech *		A L	L	86-78
02/07	@Western Illinois		A W	W	75-72 (OT)
02/11	Rice *		H W	W	111-68
02/14	@TCU *		A W	W	83-66
02/18	Texas @ LR *		N W	W	75-68
02/21	@Texas A&M *		A L	L	70-69
02/24	Baylor *		H W	W	86-64

SWC Tournament • Fayetteville, Ark.

02/28	TCU		H W	W	81-65
-------	-----	--	-----	---	-------

SWC Tournament • Dallas, Texas (Moody Coliseum)

03/04	@SMU		A W	W	74-70
03/05	Texas Tech		N L	L	70-63

*Southwest Conference games

Lineup	Name	Pts.	Rebs.
6-1	Sr. G Robert Birden	7.4	2.1
6-4	So. G Ron Brewer	11.9	3.8
6-4	Fr. G Sidney Moncrief	12.6	7.6
6-8	Sr. C Darryll Saulsberry	14.7	5.6
6-4	So. F Marvin Delph	16.3	7.0

1976-77 26-2, 16-0 (1st) • SWC CHAMPION • • SWC TOURNAMENT CHAMPION • • NCAA FIRST ROUND • Final Ranking: No. 18 (AP) Coach: Eddie Sutton

Date	Opponent	UA/Opp Rank	Site	W/L	Score
11/27	Air Force @ LR		N W	W	72-54
11/29	Cal-Hayward		H W	W	89-59
12/1	@Southwest Mo. State		A W	W	72-71
12/4	Southern Colorado		H W	W	91-43
12/11	Oklahoma City		H W	W	71-60
12/18	@Kansas		19/nr	A W	67-63
12/20	Kansas State		19/nr	H W	80-65
12/23	@Tulsa		18/nr	A W	81-66
12/30	Memphis @ LR		17/nr	N L	69-62
01/04	@Texas Tech *		18/nr	A W	41-38
01/08	Houston *		18/nr	H W	81-70
01/10	Texas Tech *		18/nr	H W	60-53
01/15	@Rice *		16/nr	A W	72-45
01/18	TCU *		17/nr	H W	62-45
01/22	@Texas *		17/nr	A W	86-58
01/24	Texas A&M *		17/nr	H W	72-58
01/27	@SMU *		15/nr	A W	77-59
01/29	@Baylor *		15/nr	A W	68-59
02/02	SMU *		14/nr	H W	81-58
02/05	@Houston *		14/nr	A W	82-80
02/07	@Tulane		14/nr	A W	76-73
02/10	Baylor *		13/nr	H W	77-57
02/12	Rice * @ LR		11/nr	N W	78-51
02/15	@TCU *		11/nr	A W	79-64
02/19	Texas *		11/nr	H W	73-61
02/22	@Texas A&M *		6/nr	A W	63-62

SWC Tournament • Houston, Texas

03/05	Houston		7/nr	A W	80-74
-------	---------	--	------	-----	-------

NCAA Midwest Regional • Norman, Okla.

03/12	Wake Forest		8/nr	N L	86-80
-------	-------------	--	------	-----	-------

*Southwest Conference games

Lineup	Name	Pts.	Rebs.
6-4	Jr. G Ron Brewer	17.0	3.1
6-4	So. G Sidney Moncrief	15.4	8.4
6-10	Sr. C Steve Stroud	4.5	4.7
6-7	Jr. F Jim Counce	5.1	4.4
6-4	Jr. F Marvin Delph	19.7	5.5

1977-78 32-4, 14-2 (T-1st) • SWC CHAMPION • • FINAL FOUR • Final Ranking: #5 (AP)/#6 (UPI) Coach: Eddie Sutton

Date	Opponent	UA/Opp Rank	Site	W/L	Score
11/26	Southwest Mo. State		7/nr	H W	65-47
11/28	Mississippi State @ LR		7/nr	N W	94-61
12/01	@Hawaii		7/nr	A W	79-60
12/02	@Hawaii		7/nr	A W	78-53
12/08	Rockhurst		6/nr	H W	99-63
12/10	@Oklahoma		6/nr	A W	64-53
12/19	Hardin-Simmons		4/nr	H W	86-55
12/22	Kansas @ LR		4/16	N W	78-72
12/29	@LSU		3/nr	A W	67-62
12/31	@Memphis		3/nr	A W	95-70
01/04	Hofstra @ PB		3/nr	N W	90-70
01/08	Houston *		3/nr	H W	84-65
01/09	Missouri-St. Louis		3/nr	H W	87-65
01/12	@Rice *		3/nr	A W	69-60
01/14	@Texas *		3/nr	A L	75-69
01/17	Texas A&M *		6/nr	H W	84-68
01/21	TCU * @ LR		6/nr	N W	43-35
01/23	@Baylor *		6/nr	A W	56-55 (OT)
01/25	SMU *		4/nr	H W	72-65
01/28	@Texas Tech *		4/nr	A W	54-49
02/01	Texas *		2/12	H W	75-71
02/04	Rice *		2/nr	H W	69-48
02/07	@Texas A&M *		2/nr	A W	80-79
02/11	@TCU *		2/nr	A W	77-57
02/13	Baylor *		2/nr	H W	82-56
02/16	@SMU *		1/nr	A W	86-75
02/18	@Houston *		1/nr	A L	84-75
02/21	Texas Tech *		4/nr	H W	58-49

SWC Tournament • Fayetteville, Ark.

02/25	TCU		4/nr	H W	84-42
-------	-----	--	------	-----	-------

SWC Tournament • Houston, Texas

03/02	SMU		4/nr	N W	94-73
03/04	Houston		4/nr	A L	70-69

NCAA Western Regional • Eugene, Ore.

03/11	Weber State		7/nr	N W	73-52
-------	-------------	--	------	-----	-------

NCAA Western Regional • Albuquerque, N.M.

03/16	UCLA		5/2	N W	74-70
03/18	Cal-Fullerton		5/nr	N W	61-58

NCAA Final Four • St. Louis, Mo.

03/25	Kentucky		5/1	N L	64-59
03/27	Notre Dame		5/6	N W	71-69

*Southwest Conference games

Lineup	Name	Pts.	Rebs.	Ast.
6-4	Sr. G Ron Brewer	18.0	3.1	
6-4	Jr. G Sidney Moncrief	17.3	7.7	
6-11	Jr. C Steve Schall	9.7	5.4	
6-7	Sr. F Jim Counce	4.2	4.2	3.3
6-4	Sr. F Marvin Delph	16.8	5.7	

1978-79 25-5, 13-3 (T-1st) • SWC CHAMPION • • SWC TOURNAMENT CHAMPION • • NCAA REGIONAL FINAL • • ELITE EIGHT • Final Ranking: #5 (AP)/#6 (UPI) Coach: Eddie Sutton

Date	Opponent	UA/Opp Rank	Site	W/L	Score
12/2	Oklahoma		H W	W	80-74
12/6	West Texas State</				

1980-81
24-8, 13-3 (1st)
 • SWC CHAMPION •
 • NCAA REGIONAL SEMIFINAL •
 • SWEET 16 •
Final Ranking: No. 20 (AP)
Coach: Eddie Sutton

Date	Opponent	UA/Opp Rank	Site	W/L	Score
Great Alaska Shootout • Anchorage, Alaska					
11/29	Missouri	20/11	N	W	81-73
11/30	LSU	20/12	N	W	86-76
12/1	North Carolina	20/13	N	L	64-58
12/3	Southwest Mo. St.	11/nr	H	W	98-65
12/6	@Michigan	11/nr	A	L	78-65
12/13	Oklahoma City	17/nr	H	W	76-70
12/16	Centenary	19/nr	H	W	78-64
12/20	Eastern Kentucky @ LR	19/nr	N	W	80-74
12/22	Southern Miss @ PB	19/nr	N	W	76-68
12/27	Kansas State @ KC	17/nr	N	L	47-46 (OT)
12/30	Nebraska @ LR		N	W	64-52
1/3	@SMU * @ Reunion Arena		N	W	92-50
1/7	Alaska-Anchorage @ PB		N	W	92-58
1/10	TCU *		H	W	85-51
1/12	Texas *		H	L	62-60
1/17	@Baylor *		A	L	67-58
1/19	@Houston *		A	L	57-54
1/24	Texas A&M *		H	W	52-47
1/26	@Rice *		A	W	57-52
1/28	Texas Tech *		H	W	60-35
2/3	@Texas *		A	W	54-48
2/7	@TCU *		A	W	63-48
2/10	Baylor *		H	W	67-50
2/14	Houston *		H	W	70-55
2/17	@Texas A&M *		A	W	65-61
2/21	Rice *		H	W	75-59
2/24	SMU *	18/nr	H	W	47-33
2/28	@Texas Tech *	18/nr	A	W	64-61

SWC Tournament • San Antonio, Texas

3/2	Texas	15/nr	N	L	76-73
-----	-------	-------	---	---	-------

NCAA Midwest Regional • Austin, Texas

3/12	Mercer	20/nr	N	W	73-67
3/14	Louisville	20/12	N	W	74-73

NCAA Midwest Regional • New Orleans, La.

3/20	LSU	20/4	N	L	72-56
------	-----	------	---	---	-------

*Southwest Conference games

Lineup	Name	Pts.	Rebs.	Ast.
6-2 Sr.	G U.S. Reed	13.0	4.1	
6-4 So.	G Darrell Walker	11.3	4.5	3.3
6-10 Jr.	C Scott Hastings	16.3	5.4	
6-6 Jr.	F Tony Brown	4.8	2.8	
6-6 Jr.	F Keith Peterson	8.4	5.2	

1981-82
23-6, 12-4 (1st)
 • SWC CHAMPION •
 • SWC TOURNAMENT CHAMPION •
 • NCAA FIRST ROUND •
Final Ranking: #12 (AP) / #13 (UPI)
Coach: Eddie Sutton

Date	Opponent	UA/Opp Rank	Site	W/L	Score
11/28	Michigan	18/nr	H	W	83-72
11/30	@UT-San Antonio	18/nr	A	W	71-42
12/3	San Diego State @ PB	13/nr	N	W	85-68
12/10	Wisconsin-Parkside	11/nr	H	W	84-59
12/12	Centenary	11/nr	H	W	87-60
12/19	Biscayne @ LR	9/nr	N	W	91-61
12/22	Southern Miss @ PB	6/nr	N	W	63-54
12/30	Kent State @ LR	5/nr	N	W	91-49
1/2	@Texas Tech *	5/nr	A	L	79-74
1/6	SMU *	11/nr	H	W	68-48
1/9	@Nebraska	11/nr	A	W	51-50
1/13	@TCU *	9/nr	A	W	62-59
1/16	@Texas *	9/19	A	L	87-73
1/19	Baylor *	15/nr	H	W	70-58
1/23	Houston *	15/19	H	W	67-66
1/26	@Texas A&M *	12/nr	A	W	64-63
1/29	Rice *	12/nr	H	W	60-54
1/31	Wake Forest @ LR	12/19	N	L	49-48
2/6	Texas *	14/12	H	W	62-55 (OT)
2/8	TCU *	14/nr	H	W	79-69
2/11	@Baylor *	8/nr	A	L	56-55 (OT)
2/13	@Houston *	8/nr	A	L	55-53
2/15	Texas A&M *	8/nr	H	W	92-75
2/10	@Rice *	17/nr	A	W	72-65 (OT)
2/24	@SMU *	15/nr	A	W	54-53
2/27	Texas Tech *	15/nr	H	W	67-61

SWC Tournament • Dallas, Texas (Reunion Arena)

3/5	TCU	14/nr	N	W	80-70
3/6	Houston	14/nr	N	W	84-69

NCAA Midwest Regional • Dallas, Texas

3/14	Kansas State	12/nr	N	L	65-64
------	--------------	-------	---	---	-------

*Southwest Conference games

Lineup	Name	Pts.	Rebs.	Ast.
6-3 Jr.	G Darrell Walker	14.8	5.2	3.5
6-10 Sr.	C Scott Hastings	18.6	6.0	
6-6 Sr.	F Keith Peterson	7.3	3.8	
6-6 Sr.	F Tony Brown	10.0	3.2	
6-5 Sr.	F Brad Friess	4.1	2.3	

1982-83
26-4, 14-2 (2nd)
 • NCAA REGIONAL SEMIFINAL •
SWEET 16
Final Ranking: #9 (AP & UPI) / #10 (ESPN/USA Today)
Coach: Eddie Sutton

Date	Opponent	UA/Opp Rank	Site	W/L	Score
11/27	Southeast Missouri St.	17/nr	H	W	74-57
12/1	Texas-San Antonio	16/nr	H	W	78-59
12/4	@Centenary	16/nr	A	W	79-51
12/6	Southwest Mo. St. @ LR	16/nr	N	W	87-66
12/15	Alabama State	13/nr	H	W	108-65
12/18	Louisiana-Monroe	13/nr	H	W	89-76
12/21	Southern Miss @ PB	12/nr	N	W	64-62
12/28	Alabama State	11/nr	A	W	52-48
1/3	Nebraska @ LR	11/nr	N	W	64-58
1/5	Mercer @ PB	10/nr	N	W	83-62
1/8	Baylor *	10/nr	H	W	65-60
1/13	@Texas A&M *	7/nr	A	W	66-64
1/15	@SMU *	7/nr	A	W	63-56
1/19	TCU *	4/nr	H	W	69-55
1/22	@Houston *	4/14	A	L	75-60
1/24	Texas *	4/nr	H	W	83-64
1/26	@Texas Tech *	12/nr	A	W	62-59
1/30	Wake Forest #	12/19	N	W	68-65
2/2	Rice *	9/nr	H	W	70-43
2/7	@Baylor *	9/nr	A	W	81-66
2/12	Texas A&M *	8/nr	H	W	62-55
2/14	SMU *	8/nr	H	W	71-61
2/19	@TCU *	7/nr	A	W	64-56
2/23	@Texas *	6/nr	A	W	84-67
2/26	Texas Tech *	6/nr	H	W	77-63
3/3	Houston *	5/1	H	L	74-66
3/5	@Rice *	5/nr	A	W	82-55

SWC Tournament • Dallas, Texas (Reunion Arena)

3/10	TCU	6/nr	N	L	61-59
------	-----	------	---	---	-------

NCAA Midwest Regional • Tampa, Fla.

3/19	Purdue	9/nr	N	W	78-68
------	--------	------	---	---	-------

NCAA Midwest Regional • Knoxville, Tenn.

3/24	Louisville	9/2	N	L	65-63
------	------------	-----	---	---	-------

at Greensboro, N.C.

Lineup	Name	Pts.	Rebs.	Ast.
6-3 Jr.	G Alvin Robertson	14.2	4.9	3.6
6-5 Sr.	G John Snively	5.9	0.9	
6-4 Sr.	G Darrell Walker	18.2	5.7	
6-11 So.	C Joe Kleine	13.3	7.3	
6-6 Jr.	F Leroy Sutton	6.4	3.9	

1983-84
25-7, 14-2 (2nd)
 • NCAA FIRST ROUND •
Final Ranking: #7 (UPI) / #8 (AP)/#13 (ESPN/USA Today)
Coach: Eddie Sutton

Date	Opponent	UA/Opp Rank	Site	W/L	Score
Great Alaska Shootout • Anchorage, Alaska					
11/25	Fordham	14/nr	N	W	62-61
11/26	Oklahoma	14/20	N	W	84-68
11/27	North Carolina State	14/nr	N	L	65-60
12/1	Southeast Missouri St.	14/nr	H	W	98-69
12/5	East Tennessee State	14/nr	H	W	79-50
12/8	@Southwest Mo. St.	15/nr	A	W	56-41
12/10	@Nebraska	15/nr	A	L	67-54
12/17	North Texas @ PB		N	W	93-64
12/21	Alabama State		H	W	86-80
12/28	St. Peter's @ LR		N	W	82-49
12/30	Austin Peay @ LR		N	W	68-63
1/4	@Baylor *		A	W	57-50
1/7	Texas A&M *		H	W	77-54
1/12	SMU *		H	W	70-69
1/14	@TCU *		A	W	70-62
1/19	@Texas *		A	W	70-66
1/21	Texas Tech *		H	W	67-57
1/27	@Rice *	16/nr	A	L	65-62
1/29	@Villanova	16/nr	A	L	58-54
2/4	Baylor *		H	W	63-44
2/8	@Texas A&M *		A	W	59-58
2/11	@SMU *		A	W	80-71
2/12	North Carolina @ PB	nr/1	N	W	65-64
2/15	TCU *	14/nr	H	W	55-48
2/18	Texas *	14/nr	H	W	59-41
2/23	@Texas Tech *	11/nr	A	W	55-49
2/25	@Houston *	11/3	A	L	64-61
2/29	Rice *	12/nr	H	W	79-54
3/4	Houston *	12/2	H	W	73-68

SWC Tournament • Houston, Texas

3/10	Texas A&M	8/nr	N	W	49-47
3/11	Houston	8/5	N	L	57-56

NCAA East Regional • East Rutherford, N.J.

3/18	Virginia	8/nr	N	L	53-51 (OT)
------	----------	------	---	---	------------

*Southwest Conference games

Lineup	Name	Pts.	Rebs.	Ast.
6-2 Sr.	G Ricky Norton	8.6	1.5	
6-3 Sr.	G Alvin Robertson	15.5	5.5	6.0
6-11 Jr.	C Joe Kleine	18.2	9.2	
6-6 Jr.	F Charles Balentine	7.7	4.2	
6-6 Sr.	F Leroy Sutton		8.4	4.3



Charles Balentine and the Razorbacks were greeted by fans in Fayetteville after defeating No. 1 North Carolina.

RAZORBACK RECORDS • YEAR-BY-YEAR RESULTS

1984-85 22-13, 10-6 (2nd) • NCAA SECOND ROUND • Final Ranking: #25 (ESPN/USA Today) Coach: Eddie Sutton

Date	Opponent	UA/Opp Rank	Site	W/L	Score
11/24	Southeastern La.	16/nr	H	W	65-62
11/27	Central Florida @ PB	17/nr	N	W	59-45
12/1	@Ohio State	17/nr	A	L	85-84
12/8	Southwest Mo. St.		H	W	70-56
12/14	Charleston Southern		H	W	74-55
12/15	Tulsa @ LR		A	W	70-66
12/18	UT-San Antonio @ LR		N	W	74-67
12/20	Minnesota @ PB		N	W	56-46
12/22	Oral Roberts @ LR		N	W	64-57

Rainbow Classic • Honolulu, Hawaii

12/26	Georgia Tech		N	L	72-52
12/27	Iowa State		N	W	84-79 (OT)
12/28	Iowa		N	L	71-52
1/2	@Texas A&M *		A	W	70-67
1/5	@SMU *	nr/4	A	L	63-60 (OT)
1/9	TCU *		H	W	67-59
1/12	Texas *		H	W	64-58
1/16	@Texas Tech *		A	L	64-48
1/19	@Houston *		A	L	78-73
1/23	Rice *		H	W	67-56
1/27	@Virginia		A	L	54-52
1/30	@Baylor *		A	W	64-57 (OT)
2/1	Texas A&M *		H	W	58-53
2/3	@Georgetown	nr/2	A	L	56-39
2/6	SMU *	nr/4	H	W	69-66
2/9	@TCU *		A	L	72-66 (OT)
2/14	@Texas *		A	W	60-51
2/16	Texas Tech *		H	L	52-50
2/20	Houston *		H	W	73-59
2/24	@Rice *		A	L	71-68
3/2	Baylor *		H	W	106-71

SWC Tournament • Dallas, Texas

3/8	Texas		N	W	66-46
3/9	SMU	nr/13	N	W	68-55
3/10	Texas Tech		N	L	67-64

NCAA West Regional • Salt Lake City, Utah

3/14	Iowa		N	W	63-54
3/16	St. John's	nr/3	N	L	68-65

*Southwest Conference games

Lineup	Name	Pts.	Rebs.	Ass.
6-2	Fr. G Allie Freeman	4.5	1.5	
6-3	Fr. G Kenny Hutchinson	3.3	1.5	
6-7	So. G/F William Mills	9.4	3.5	2.5
6-11	Sr. C Joe Kleine	22.1	8.4	
6-6	Sr. F Charles Balentine	12.7	5.6	

1985-86 12-16, 4-12 (7th) Coach: Nolan Richardson

Date	Opponent	UA/Opp Rank	Site	W/L	Score
11/24	Southern Illinois @ LR		N	W	86-72
11/29	Southern Univ. @ PB		N	W	76-75
12/1	Southwest Mo. St.		H	W	68-67
12/3	San Diego State @ LR		N	W	76-64
12/5	Samford		H	W	72-51
12/7	@Minnesota		A	L	71-64
12/14	Ohio State @ PB	nr/20	N	W	79-70 (OT)
12/18	Alabama State @ LR		N	W	87-69
12/21	@Kansas	nr/6	A	L	89-78
12/28	@Oral Roberts		A	W	54-51
1/2	SMU *		H	L	71-66
1/4	@TCU *		A	L	71-62
1/8	@Texas *		A	L	59-55
1/11	Texas Tech *		H	L	48-46
1/15	Houston *		H	L	87-85 (OT)
1/18	@Rice *		A	W	58-50
1/25	Southern California		H	L	88-74
1/27	Baylor *		H	W	81-76 (OT)
1/29	@Texas A&M *		A	L	81-67
2/1	@SMU *		A	L	90-80
2/5	TCU *		H	L	73-71 (2 OT)
2/8	Texas *		H	L	61-57
2/12	@Texas Tech *		A	W	79-72 (OT)
2/15	@Houston *		A	L	93-83
2/19	Rice *		H	W	60-59
2/26	@Baylor *		A	L	65-64

3/1	Texas A&M *		H	L	93-76
SWC Tournament • Dallas, Texas (Reunion Arena)					
3/7	Texas A&M		N	L	67-51

*Southwest Conference games

Lineup (most starts)

Name	Pts.	Rebs.	Ass.
6-2 So. G Allie Freeman	5.5	1.4	
6-4 Jr. G Mike Ratliff	13.1	4.4	
6-4 So. G Byron Irvin	9.9	2.8	
6-7 Jr. G/F William Mills	13.8	5.7	2.2
6-11 So. C Andrew Lang	8.2	6.5	

1986-87 19-14, 8-8 (5th) • NIT SECOND ROUND • Coach: Nolan Richardson

Date	Opponent	UA/Opp Rank	Site	W/L	Score
11/28	Grambling @ PB		N	W	84-65
11/29	Louisiana Tech @ LR		N	W	90-64
12/3	Ole Miss @ Memphis		N	W	70-56
12/6	Kansas	nr/6	H	W	103-86
12/10	Alabama @ Birmingham	20/18	N	L	87-76
12/13	Morgan State	20/nr	H	W	106-57
12/18	Mississippi Valley State		H	W	98-79
12/20	Virginia @ PB		N	L	78-66
12/22	@Southwest Mo. St.		A	L	56-49

Rainbow Classic • Honolulu, Hawaii

12/28	Ohio State		N	W	97-94
12/29	Pittsburgh	nr/14	N	L	114-82
12/30	California		N	W	74-58
1/3	TCU *		H	L	80-77
1/5	North Texas @ LR		N	W	99-96 (OT)
1/8	Texas *		H	W	79-62
1/10	@Texas Tech *		A	L	95-73
1/14	Rice *		H	W	62-54
1/17	@Houston *		A	L	60-55
1/22	@Baylor *		A	L	63-62
1/25	Texas A&M *		H	W	87-69
1/27	SMU *		H	W	76-63
1/31	@TCU *	nr/16	A	L	73-66
2/4	@Texas *		A	L	78-73
2/7	Texas Tech *		H	W	93-75
2/11	Houston *		H	L	57-54
2/14	@Rice *		A	W	88-68
2/18	Oral Roberts @ LR		N	W	95-75
2/21	Baylor *		H	W	71-67
2/24	@Texas A&M *		A	W	100-97 (2OT)
3/1	@SMU *		A	L	93-76

SWC Tournament • Dallas, Texas (Reunion Arena)

3/6	Texas Tech		N	L	73-59
-----	------------	--	---	---	-------

National Invitational Tournament • Fayetteville, Ark.

3/13	Arkansas St.		H	W	67-64 (OT)
------	--------------	--	---	---	------------

National Invitational Tournament • Lincoln, Neb.

3/17	Nebraska		A	L	78-71
------	----------	--	---	---	-------

*Southwest Conference games

Lineup (most starts)

Name	Pts.	Rebs.	Ass.
6-3 So. G Keith Wilson	4.8	2.1	2.6
6-3 Jr. G/F Tim Scott	11.9	2.7	
6-6 Fr. G/F Ron Huery	11.7	3.5	2.7
6-10 Jr. F/C Shawn Baker	6.5	4.2	
6-11 Jr. C Andrew Lang	8.1	7.5	

1987-88 21-9, 11-5 (T-2nd) NCAA First Round Coach: Nolan Richardson

Date	Opponent	UA/Opp Rank	Site	W/L	Score
11/27	Chicago State @ PB		N	W	78-68
11/29	@Tulsa		A	L	68-47
12/3	Northwestern (La.) St. @ LR		N	W	77-55
12/5	Southwest Mo. St.		H	W	53-47
12/9	Ole Miss @ PB		N	W	79-40
12/12	Virginia		H	W	66-52
12/15	Alcorn State		H	W	101-55
12/19	Mississippi Valley St.		H	W	91-71
12/23	Alabama @ LR		N	W	80-55
12/30	@Maryland		A	L	88-61
1/2	Coastal Carolina @ LR		N	W	81-59
1/6	Texas *		H	W	91-62
1/9	TCU *		H	W	96-53
1/13	@SMU *		A	W	85-83 (OT)

1/16	@Texas A&M *		A	L	74-67
1/20	Baylor *		H	W	70-62
1/27	@Rice *		A	W	80-61
1/30	Houston *		H	W	71-62
2/3	Texas Tech *		H	W	69-48
2/6	@Texas *		A	L	79-72
2/10	@TCU *		A	W	63-61
2/13	SMU *		H	L	73-63
2/17	Texas A&M *		H	W	79-58
2/20	@Baylor *		A	L	58-57
2/27	Rice *		H	W	112-87
3/3	@Houston *		A	L	82-77
3/6	@Texas Tech *		A	W	75-65

SWC Tournament • Dallas, Texas (Reunion Arena)

3/11	Texas A&M		N	W	76-64
3/12	Baylor		N	L	74-73

NCAA Southeast Regional • Cincinnati, Ohio

3/18	Villanova		N	L	82-74
------	-----------	--	---	---	-------

*Southwest Conference games

Lineup (most starts)

Name	Pts.	Rebs.	Ass.
6-2 Sr. G Allie Freeman	6.2	1.9	
6-3 Sr. G Tim Scott	11.8	3.1	
6-6 So. G/F Ron Huery	13.4	4.0	2.4
6-9 So. F/C Mario Credit	9.8	4.7	
6-11 Sr. C Andrew Lang	9.3	7.3	

1988-89 25-7, 13-3 (1st) • SWC CHAMPION • • SWC TOURNAMENT CHAMPION • • NCAA SECOND ROUND • Final Ranking: #17 (AP) / #20 (ESPN/USA Today) Coach: Nolan Richardson

Date	Opponent	UA/Opp Rank	Site	W/L	Score
11/27	Rider		H	W	98-69
11/30	@Virginia		A	L	75-65
12/10	Maryland		H	W	73-68
12/13	Ole Miss @ Memphis		N	W	74-68
12/21	Texas Southern @ LR		N	W	97-79
12/23	Sam Houston State @ LR		N	W	97-79
12/28	@Missouri	nr/11	A	L	83-78
1/2	South Alabama @ PB		N	W	103-71
1/4	Texas Tech *		H	W	69-62
1/7	@Texas *		A	W	99-92
1/11	@TCU *		A	L	51-45
1/14	SMU *		H	W	93-73
1/16	Texas A&M *		H	W	75-60
1/18	Florida St. @ LR	nr/14	N	L	112-105 (OT)
1/21	@Baylor *		A	W	88-58
1/24	Southern Utah @ PB		N	W	109-76
1/28	Rice *		H	W	81-77
2/1	@Houston *		A	W	88-87
2/4	@Texas Tech *		A	L	84-73
2/8	Texas *		H	W	105-82
2/11	TCU *		H	W	100-60
2/15	@SMU *		A	W	81-68
2/18	@Texas A&M *		A	L	82-71
2/22	Baylor *		H	W	89-54
2/25	Tulsa		H	W	118-69
3/1	@Rice *		A	W	83-70
3/5	Houston *		H	W	107-79

SWC Tournament • Dallas, Texas (Reunion Arena)

3/10	Rice		N	W	108-72
3/11	Texas A&M		N	W	94-84
3/12	Texas		N	W	100-76

NCAA Midwest Regional • Indianapolis, Ind.

3/16	Loyola-Marymount		N	W	120-101
3/18	Louisville	nr/12	N	L	93-84

*Southwest Conference games

Lineup (most starts)

Name	Pts.	Rebs.	Ass.
6-3 Sr. G Keith Wilson	13.1	4.6	4.3
6-2 Fr. G Lee Mayberry	12.9	3.2	4.2
6-4 Jr. G/F Lenzie Howell	14.6	7.0	
6-7 So. F Larry Marks	6.2	4.8	
6-9 Jr. C Mario Credit	11.4	4.6	

1989-90 30-5, 14-2 (1st) • SWC CHAMPION • • SWC TOURNAMENT CHAMPION • • NCAA FINAL FOUR • Final Ranking: #4 (ESPN/USA Today) / #7 (AP) / #8 (UPI) Coach: Nolan Richardson

Date	Opponent	UA/Opp Rank	Site	W/L	Score
11/24	Samford @ PB	9/nr	N	W	97-67
11/26	Oregon @ LR	9/nr	N	W	102-75
11/29	@South Alabama	11/nr	A	W	105-90
12/5	Ole Miss @ PB	10/nr	N	W	90-76
12/9	U.S. International	10/nr	H	W	166-101
12/13	Missouri	7/4	H	L	89-88
12/18	Bethune-Cookman	7/nr	H	W	91-61
12/23	VMI @ LR	10/nr	N	W	92-61
12/26	Delaware State @ LR	11/nr	N	W	117-75
12/30	@UNLV	11/12	A	L	101-93
1/3	@Houston *	14/nr	A	W	82-78
1/6	@Texas Tech *	14/nr	A	W	92-75
1/10	Baylor *	12/nr	H	W	99-84
1/13	TCU *	12/nr	H	W	93-79
1/17	@SMU *	12/nr	A	W	80-61
1/20	@Texas A&M *	12/nr	A	W	100-84
1/22	Houston *	12/nr	A	W	100-89
1/25	Texas *	6/nr	H	W	109-100
1/27	@UAB	6/nr	A	W	109-95
1/31	@Rice *	3/nr	A	W	70-66
2/4	@Texas *	3/nr	A	W	103-96 (OT)
2/7	Texas Tech *	3/nr	H	W	100-77
2					



The Razorbacks celebrate winning the 1989 Southwest Conference Tournament Championship.

1993-94
31-3, 14-2 (1st)
 • SEC CHAMPION •
 • NCAA FINAL FOUR •
NCAA NATIONAL CHAMPION
 Final Ranking: #1 (ESPN/USA Today & UPI) / #2 (AP)
 Coach: Nolan Richardson

Date	Opponent	UA/Opp Rank	Site	W/L	Score
11/29	Murray St.	2/nr	H	W	93-67
12/2	Missouri	2/nr	H	W	120-68
12/4	Northwestern (La.) St.	2/nr	H	W	111-76
12/8	@Memphis	1/nr	A	W	96-78
12/11	Delaware St.	1/nr	H	W	123-66
12/18	Jackson St.	1/nr	H	W	96-80
12/23	@Tulsa	1/nr	A	W	93-91 (OT)
12/28	Texas Southern	1/nr	H	W	129-63
1/3	SMU	1/nr	H	W	96-70
1/5	Ole Miss *	1/nr	H	W	87-61
1/8	@Alabama *	1/nr	A	L	66-64
1/11	LSU *	4/nr	H	W	84-83
1/15	@Auburn *	4/nr	A	W	117-105
1/19	@Mississippi State *	3/nr	A	L	72-71
1/22	South Carolina *	3/nr	H	W	79-53
1/29	@Tennessee *	5/nr	A	W	65-64
2/1	Vanderbilt *	6/nr	H	W	89-76
2/5	Montevallo	6/nr	H	W	131-63
2/9	@Kentucky *	3/4	A	W	90-82
2/12	Florida *	3/20	H	W	99-87
2/16	Alabama *	1/nr	H	W	102-81
2/19	@Ole Miss *	1/nr	A	W	90-73
2/22	@Georgia *	1/nr	A	W	74-65
2/26	Auburn *	1/nr	H	W	91-81
3/2	@LSU *	1/nr	A	W	108-105 (OT)
3/5	Mississippi State *	1/nr	H	W	80-62

1/2	@Rice *	2/nr	A	W	86-62
1/6	Houston *	2/nr	H	W	95-79
1/10	Texas *	2/nr	H	W	101-89
1/12	@Texas Tech *	2/nr	A	W	113-86
1/15	@TCU *	2/nr	A	W	93-73
1/19	SMU *	2/nr	H	W	98-70
1/21	@Florida State	2/nr	A	W	109-92
1/23	Texas A&M *	2/nr	H	W	113-88
1/26	@Baylor *	2/nr	A	W	73-68
1/30	UAB	2/nr	H	W	104-72
2/2	Rice *	2/nr	H	W	100-87
2/7	@Houston *	2/nr	A	W	81-74
2/10	UNLV	2/1	H	L	112-105
2/13	Texas Tech *	3/nr	H	W	87-69
2/16	TCU *	3/nr	H	W	97-61
2/20	@SMU *	3/nr	A	W	79-70
2/23	@Texas A&M *	3/nr	A	W	111-72
2/26	Baylor *	3/nr	H	W	106-74
3/3	@Texas *	3/23	A	L	99-86

SWC Tournament • Dallas, Texas (Reunion Arena)

3/8	Texas A&M	5/nr	N	W	108-61
3/9	Rice	5/nr	N	W	109-80
3/10	Texas	5/23	N	W	120-89

NCAA Southeast Regional • Atlanta, Ga.

3/15	Georgia State	2/nr	N	W	117-76
3/17	Arizona State	2/nr	N	W	97-90

NCAA Southeast Regional • Charlotte, N.C.

3/21	Alabama	2/19	N	W	93-70
3/23	Kansas	2/12	N	L	93-81

*Southwest Conference games

Lineup (most starts)

	Name	Pts.	Rebs.	Ast.
5-10	Sr. G Arlyn Bowers	11.1	1.9	
6-2	Jr. G Lee Mayberry	13.2	3.4	5.5
6-8	Jr. G/F Todd Day	20.7	5.3	
6-8	Jr. F/C Isaiah Morris	7.5	4.1	
6-9	Jr. C Oliver Miller	15.5	7.7	

1991-92
26-8, 13-3 (1st)
 • SEC CHAMPION •
 • NCAA SECOND ROUND •
 Final Ranking: #8 (UPI) / #9 (AP) / #10 (ESPN/USA Today)
 Coach: Nolan Richardson

Date	Opponent	UA/Opp Rank	Site	W/L	Score
Maui Classic • Maui, Hawaii					
11/25	Minnesota	2/nr	N	W	92-83
11/26	Chaminade	2/nr	N	W	99-84
11/27	Michigan State	2/nr	N	L	86-71
12/2	Alabama State @ PB	11/nr	N	W	96-80

12/4	Bethune-Cookman	11/nr	H	W	128-46
12/7	Missouri	11/nr	H	L	87-76
12/10	@Kansas State	19/nr	A	W	70-59
12/19	Montevallo @ LR	19/nr	N	W	91-70
12/21	Arizona	19/2	H	W	65-59
12/23	@Tulsa	15/nr	A	W	74-64
12/28	Jackson State @ LR	15/nr	N	W	89-66
12/30	@South Alabama	16/nr	A	W	101-82
1/2	Quincy College @ PB	16/nr	N	W	123-60
1/4	Auburn *	16/nr	H	W	110-92
1/8	@Alabama *	13/16	A	L	65-63
1/11	@LSU *	13/nr	A	W	101-90
1/15	Mississippi State *	12/nr	H	W	99-78
1/18	@Ole Miss *	12/nr	A	W	114-93
1/22	Florida *	9/nr	H	W	75-62
1/25	@Kentucky *	9/8	A	W	105-88
2/5	@Tennessee *	5/nr	A	L	83-81
2/8	@Memphis	5/nr	A	L	92-88
2/12	Vanderbilt *	11/nr	H	W	91-71
2/15	South Carolina *	11/nr	H	W	89-73
2/18	@Georgia *	10/nr	A	L	87-78
2/22	Alabama *	10/14	H	W	90-87
2/26	@Auburn *	9/nr	A	W	82-74
2/29	@Mississippi State *	9/nr	A	W	84-76
3/3	LSU *	7/23	H	W	106-92 (OT)
3/7	Ole Miss *	7/nr	H	W	100-83

SEC Tournament • Birmingham, Ala.

3/13	Georgia	6/nr	N	W	73-60
3/14	Alabama	6/17	N	L	90-89

NCAA Midwest Regional • Milwaukee, Wis.

3/19	Murray State	9/nr	N	W	80-69
3/21	Memphis	9/nr	N	L	82-80

Lineup (most starts)

	Name	Pts.	Rebs.	Ast.
6-2	Sr. G Lee Mayberry	15.2	2.3	5.9
6-1	Jr. G Shepherd	6.7	2.5	
6-9	Sr. G/F Todd Day	22.7	7.0	
6-9	Sr. C Miller	13.5	7.7	
6-8	Sr. F Morris	10.2	5.0	

1992-93
22-9, 10-6 (3rd)
 • NCAA REGIONAL SEMIFINAL •
 • SWEET 16 •
 Final Ranking: #10 (ESPN/USA Today) / #12 (AP & UPI)
 Coach: Nolan Richardson

Date	Opponent	UA/Opp Rank	Site	W/L	Score
12/2	Memphis	nr/8	H	W	81-76
12/3	Tennessee-Martin		H	W	90-72
12/6	@Arizona	nr/9	A	W	86-80
12/17	Southeast Mo. St. @ PB	12/nr	N	W	96-72
12/19	@Missouri	12/nr	A	W	73-68
12/21	Jackson State @ PB	10/nr	N	W	123-76
12/23	Tulsa	10/nr	H	W	101-87
12/28	Coastal Carolina @ LR	9/nr	N	W	93-74
12/30	Louisiana-Monroe @ LR	9/nr	N	L	87-78
1/4	@SMU	13/nr	A	W	72-53
1/6	Ole Miss *	13/nr	H	W	90-78
1/9	@South Carolina *	13/nr	A	W	86-76
1/12	Alabama *	9/nr	H	W	74-66
1/20	@Vanderbilt *	8/19	A	L	102-89
1/23	Auburn *	8/nr	H	L	100-89
1/27	@Mississippi State *	16/nr	A	L	80-76 (OT)
1/30	Georgia *	16/nr	H	W	97-79
2/2	@LSU *	17/nr	A	W	91-79
2/6	@Florida *	17/nr	A	W	74-66
2/10	Kentucky *	14/2	H	W	101-94
2/13	@Alabama *	14/nr	A	L	93-82
2/16	Tennessee *	13/nr	H	L	101-91
2/20	Mississippi State *	13/nr	H	W	115-58
2/27	@Ole Miss *	15/nr	A	W	85-63
3/3	LSU *	13/nr	H	W	88-75
3/6	@Auburn *	13/nr	A	L	81-80

SEC Tournament • Lexington, Ky.

3/12	Georgia	14/nr	N	W	65-60
3/13	Kentucky	14/4	A	L	92-81

NCAA East Regional • Winston-Salem, N.C.

3/18	Holy Cross	14/nr	N	W	94-64
3/20	St. John's	14/nr	N	W	80-74

NCAA East Regional • East Rutherford, N.J.

3/26	North Carolina	14/4	N	L	80-74
------	----------------	------	---	---	-------

Lineup (most starts)

	Name	Pts.	Rebs.	Ast.
6-2	So. G Corey Beck	7.0	3.8	3.6
6-1	Sr. G Robert Shepherd	11.3	3.5	
6-9	So. C Dwight Stewart	6.9	3.6	
6-5	Sr. F Darrell Hawkins	13.3	4.5	
6-5	Fr. F Scotty Thurman	17.4	4.4	

SEC Tournament • Memphis, Tenn.

3/11	Georgia	1/nr	N	W	95-83
3/12	Kentucky	1/10	N	L	90-78

NCAA Midwest Regional • Oklahoma City, Okla.

3/18	North Carolina A&T	2/nr	N	W	94-79
3/20	Georgetown	2/nr	N	W	85-73

NCAA Midwest Regional • Dallas, Texas

3/25	Tulsa	2/nr	N	W	103-84
3/27	Michigan	2/11	N	W	76-68

NCAA Final Four • Charlotte, N.C.

4/2	Arizona	2/9	N	W	91-82
4/4	Duke	2/6	N	W	76-72

*Southeastern Conference games

Lineup (most starts)

	Name	Pts.	Rebs.	Ast.
6-2	Jr. G Corey Beck	8.8	3.9	5.0
6-4	Jr. G Clint McDaniel	8.1	2.8	
6-9	Jr. C Dwight Stewart	8.0	5.0	
6-6	So. F Scotty Thurman	15.9	4.5	
6-7	So. F Corliss Williamson	20.4	7.7	

1994-95
32-7, 12-4 (T-1st West)
 • SEC WESTERN DIVISION CHAMPION •
 • NCAA FINAL FOUR •
 • NCAA NATIONAL RUNNER-UP •
 Final Ranking: #2 (ESPN/USA Today) / #6 (AP & UPI)
 Coach: Nolan Richardson

Date	Opponent	UA/Opp Rank	Site	W/L	Score
Tipoff Classic • Springfield, Mass.					
11/25	Massachusetts	1/3	N	L	104-80
BCA Classic • Memphis, Tenn.					
11/27	Georgetown	1/4	N	W	97-79
11/30	Jackson State	4/nr	H	W	103-87
12/3	@Missouri	4/nr	A	W	94-71
12/6	Centenary	3/nr	H	W	121-94
12/8	@SMU	3/nr	A	W	78-66
12/10	Murray State	3/nr	H	W	94-69
12/21	Florida A&M	3/nr	H	W	97-57
12/23	Tulsa	3/nr	H	W	82-63

Rainbow Classic • Honolulu, Hawaii

12/28	Oklahoma	3/nr	N	W	86-84
12/29	Cincinnati	3/20	N	W	84-75
12/30	Iowa	3/nr	N	W	101-92
1/4	@Ole Miss *	3/nr	A	L	76-71
1/7	Tennessee *	3/nr	H	W	97-79
1/11	Mississippi State *	5/nr	H	W	79-74



RAZORBACK RECORDS • YEAR-BY-YEAR RESULTS

1/14	@Auburn *	5/nr	A L	104-90
1/18	Georgia *	9/nr	H W	84-82
1/21	@South Carolina *	9/nr	A W	88-73
1/24	Alabama *	9/nr	H L	88-70
1/29	Kentucky *	9/5	H W	94-92
1/31	LSU *	8/nr	H W	105-81
2/4	@Mississippi State *	8/nr	A L	83-62
2/9	Memphis	12/nr	H W	88-87
2/11	@Vanderbilt *	12/nr	A W	97-94 (OT)
2/15	@Alabama *	10/18	A W	86-80
2/18	Ole Miss *	10/nr	H W	85-70
2/22	@LSU *	8/nr	A W	92-90
2/25	Montevallo	8/nr	H W	122-64
2/28	@Florida *	7/nr	A W	94-85
3/4	Auburn *	7/nr	H W	68-66

SEC Tournament • Atlanta, Ga.

3/10	Vanderbilt	5/nr	N W	73-72
3/11	Alabama	5/20	N W	69-58
3/12	Kentucky	5/3	N L	95-93 (OT)

NCAA Midwest Regional • Austin, Texas

3/17	Texas Southern	6/nr	N W	79-78
3/19	Syracuse	6/25	N W	96-94 (OT)

NCAA Midwest Regional • Kansas City, Mo.

3/24	Memphis	6/nr	N W	96-91 (OT)
3/26	Virginia	6/13	N W	68-61

NCAA Final Four • Seattle, Wash.

4/1	North Carolina	6/4	N W	75-68
4/3	UCLA	6/1	N L	89-78

*Southeastern Conference games

12/5	Missouri	nr/11	H W	104-93
12/9	Cincinnati	nr/17	H L	82-67
12/21	SMU		H W	73-46
12/23	Tennessee State		H W	86-67
12/30	Jackson State		H W	86-77
1/3	Florida *		H W	75-60
1/6	@Auburn *		A L	101-76
1/10	@Ole Miss *		A W	63-62
1/13	Vanderbilt *		H L	80-73
1/18	@Memphis	nr/9	A L	94-72
1/20	Mississippi State *	nr/21	H W	80-68
1/23	@Alabama *		A W	71-63
1/27	Oral Roberts		H W	66-65
1/30	LSU *		H W	76-68
2/3	South Carolina *		H W	81-69
2/6	@Mississippi State *		A L	78-63
2/11	@Kentucky *	nr/2	A L	88-73
2/14	Ole Miss *		H W	79-73
2/17	Auburn *		H W	87-77
2/21	@Tennessee *		A L	66-59
2/25	@Georgia *		A L	71-59
2/28	Alabama *		H L	98-89
3/2	@LSU *		A W	94-79

SEC Tournament • New Orleans, La.

3/8	South Carolina		N W	80-58
3/9	Kentucky	nr/1	N L	95-75

NCAA East Regional • Providence, R.I.

3/14	Penn State	nr/18	N W	86-80
3/16	Marquette	nr/20	N W	65-56

NCAA East Regional • Atlanta, Ga.

3/21	Massachusetts	nr/1	N L	79-63
------	---------------	------	-----	-------

*Southeastern Conference games

Lineup (most starts)

Name	Pts.	Rebs.	Ast.
6-2 Fr. G Pat Bradley	10.2	2.0	
5-11 Fr. G Kareem Reid	12.9	3.1	6.6
6-11 Jr. C Darnell Robinson	12.7	7.0	
6-11 Jr. C Lee Wilson	6.3	4.4	
6-8 Fr. F Derek Hood	7.5	6.1	

1/2	Ole Miss *		H L	91-74
1/5	@Florida *		A L	75-62
1/8	@Auburn *		A W	56-55
1/11	LSU *		H W	82-57
1/15	@Alabama *		A W	72-68
1/18	@Cincinnati	nr/4	A L	92-57
1/21	Mississippi State *		H W	98-64
1/26	Kentucky *	nr/3	H L	83-73
1/29	@Ole Miss *		A L	71-52
2/1	Memphis		H W	79-63
2/5	Tennessee *		H W	77-54
2/8	@Vanderbilt *		A L	87-83 (OT)
2/11	Auburn *		H W	75-42
2/15	Georgia *		H W	79-74
2/18	@South Carolina *	nr/9	A L	78-65
2/23	@Mississippi State *		A L	93-77
2/26	Alabama *		H W	73-53
3/1	@LSU *		A L	66-64

SEC Tournament • Memphis, Tenn.

3/7	Georgia	nr/24	N L	65-63
-----	---------	-------	-----	-------

Chase NIT • Fayetteville, Ark.

3/12	Northern Arizona		H W	101-75
3/17	Pittsburgh		H W	76-71
3/19	UNLV		H W	86-73

Chase NIT Final Four • New York, N.Y.

3/25	Michigan		N L	77-62
3/27	Connecticut		N L	74-64

*Southeastern Conference games

Lineup (most starts)

Name	Pts.	Rebs.	Ast.
6-5 Fr. G Glendon Alexander	9.6	2.6	
6-2 So. G Pat Bradley	14.4	2.3	
5-10 So. G Kareem Reid	9.8	2.7	5.7
6-11 Sr. C Lee Wilson	7.2	4.2	
6-8 So. F Derek Hood	9.7	8.0	

Puerto Rico Classic • San Juan, P.R.				
12/24	@American Univ.-PR	12/nr	A L	64-59
12/25	Murray State	12/nr	N L	94-83
12/26	Saint Louis	12/nr	N W	78-70
12/31	Alabama State	23/nr	H W	103-48
1/4	LSU *	23/nr	H W	62-59
1/7	Mississippi State *	22/nr	H W	83-70
1/10	@Memphis	22/nr	A W	75-72
1/14	Florida *	22/nr	H W	89-84
1/17	@Kentucky *	22/6	A L	80-77 (OT)
1/21	@Auburn *	18/nr	A W	79-65
1/24	Alabama *	18/nr	H W	77-70
1/28	@LSU *	15/nr	A W	85-68
1/31	@Mississippi State *	15/nr	A W	76-73
2/5	Ole Miss *	14/17	H W	100-87
2/7	Vanderbilt *	14/nr	H W	93-83
2/10	@Georgia *	12/nr	A L	86-70
2/14	@Tennessee *	12/nr	A L	74-71
2/18	South Carolina *	16/13	H W	96-88
2/21	Auburn *	16/nr	H W	107-83
2/25	@Ole Miss *	12/13	A L	81-65
2/28	@Alabama *	12/nr	A L	65-63

SEC Tournament • Atlanta, Ga.

3/6	Tennessee	16/nr	N W	102-96
3/7	Kentucky	16/7	N L	99-74

NCAA West Regional • Boise, Idaho

3/12	Nebraska	17/nr	N W	74-65
3/14	Utah	17/7	N L	75-69

*Southeastern Conference games

Lineup (most starts)

Name	Pts.	Rebs.	Ast.
5-10 Jr. G Kareem Reid	11.9	2.1	5.2
6-9 Sr. F Nick Davis	10.4	9.8	
6-8 Jr. F Derek Hood	8.4	6.1	
6-7 Sr. F Landis Williams	7.4	3.3	

Lineup (most starts)

Name	Pts.	Rebs.	Ast.
6-2 Sr. G Corey Beck	7.9	4.8	5.3
6-4 Sr. G Clint McDaniel	11.5	3.1	
6-6 Jr. F Scotty Thurman	15.4	3.9	
6-7 Jr. F Corliss Williamson	19.7	7.5	
6-9 Sr. C Dwight Stewart (tie)	7.3	4.7	
6-8 Sr. F Elmer Martin (tie)	1.8	1.9	

1995-96

20-13, 9-7 (1-2nd West)

- NCAA REGIONAL SEMIFINAL •
- SWEET 16 •

Final Ranking: #18 (ESPN/USA Today)
Coach: Nolan Richardson

Date	Opponent	UA/Opp Rank	Site	W/L	Score
Preseason NIT					
11/15	Northeast Louisiana	16/nr	H	W	75-67
11/17	Arizona	16/19	H	L	83-73
Great Eight Tournament • Auburn Hills, Mich.					
11/28	Michigan State	25/nr	N	L	75-72
11/30	North Carolina A&T		H	W	103-49
12/2	Alcorn State		H	W	116-75

1996-97

18-14, 8-8 (2nd West)

NIT FINAL FOUR

Coach: Nolan Richardson

Date	Opponent	UA/Opp Rank	Site	W/L	Score
11/22	Jackson State	16/nr	H	W	124-74
11/27	@Oral Roberts	16/nr	A	L	86-81
11/30	San Francisco	16/nr	H	W	77-63
12/7	@Missouri	22/nr	A	W	80-76
12/10	Troy State	20/nr	H	W	137-70
12/19	McNeese State	19/nr	H	W	95-68
12/21	Louisville	19/18	H	L	91-88 (OT)
12/28	Southern Utah	22/nr	H	W	92-52

1997-98

24-9, 11-5 (2nd West)

- NCAA SECOND ROUND •
- Final Ranking: #17 (AP) / #22 (ESPN/USA Today)
- Coach: Nolan Richardson

Date	Opponent	UA/Opp Rank	Site	W/L	Score
11/16	Northeastern Illinois		H	W	114-56
11/21	Jackson State		H	W	97-71
11/25	Oral Roberts		H	W	81-75
Premier Classic • Phoenix, Ariz.					
11/29	Fresno State	nr/12	N	W	70-69
12/2	Bethune-Cookman	18/nr	H	W	108-42
12/6	Missouri	18/nr	H	W	75-46
12/9	@Louisville	15/nr	A	W	100-83
12/18	Centenary	13/nr	H	W	61-48

1998-99


23-11, 9-7 (2nd West)

- NCAA SECOND ROUND •
- Final Ranking: #17 (AP) / #25 (ESPN/USA Today)
- Coach: Nolan Richardson

Date	Opponent	UA/Opp Rank	Site	W/L	Score
11/15	Jackson State	19/nr	H	W	83-72
11/17	Alabama State	19/nr	H	W	73-43
Top of the World Classic • Fairbanks, Alaska					
11/20	Virginia	19/nr	N	W	85-83
11/21	New Mexico State	19/nr	N	W	66-60
11/22	Villanova	19/nr	N	L	76-63
11/28	Louisiana-Monroe	21/nr	H	W	92-70
12/5	@Oklahoma	19/nr	A	L	87-57
12/7	Western Carolina	19/nr	H	W	90-54



The final game at Barnhill Arena featured the Razorbacks against a Shaquille O'Neal led LSU team. No. 13 Arkansas defeated the Tigers, 88-75.



Corliss Williamson was the Most Outstanding Player of the 1994 NCAA Final Four after averaging 26 points and 10.5 rebounds over the two wins.

12/16	Southeastern La.	20/nr	H W	95-57
12/19	Memphis	20/nr	H W	99-74
12/23	@Wake Forest	19/nr	A W	75-59
12/30	North Texas	20/nr	H W	100-77
1/2	@LSU *	20/nr	A W	80-75
1/6	@Auburn *	18/14	A L	83-66
1/9	Ole Miss *	18/nr	H L	76-65
1/13	@Mississippi State *	24/nr	A W	61-59
1/16	Georgia *	24/nr	H W	82-79
1/20	Alabama *	22/nr	H L	67-60
1/23	Providence	22/nr	H W	118-79
1/27	LSU *	21/nr	H W	86-64
1/30	@Ole Miss *	21/nr	A L	89-81
2/2	Tennessee *	23/nr	H W	69-52
2/6	@Vanderbilt *	23/nr	A L	73-69
2/10	@South Carolina *		A W	72-66
2/13	Mississippi State *		H W	82-62
2/16	@Florida *	nr/23	A L	74-61
2/20	Kentucky *	nr/6	H W	74-70
2/24	Auburn *	nr/2	H W	104-88
2/27	@Alabama *		A L	84-79

SEC Tournament • Atlanta, Ga.

3/5	Florida	22/21	N W	75-74
3/6	Mississippi State	22/nr	N W	84-79 (OT)
3/7	Kentucky	22/14	N L	76-63

NCAA West Regional • Denver, Colo.

3/11	Siena	17/nr	N W	94-80
3/13	Iowa	17/21	N L	82-72

*Southeastern Conference games

Lineup (most starts)

Name	Pts.	Rebs.	Ast.
6-2 Sr. G Pat Bradley	14.1	2.5	
5-11 Sr. G Kareem Reid	10.4	2.5	
6-5 Jr. G Chris Walker (tie)	7.1	3.9	
6-8 Sr. F Derek Hood	12.4	10.3	
6-8 Fr. F Chris Jefferies	7.7	3.9	
7-0 So. C Jason Jennings (tie)	4.3	2.7	

**1999-00
19-15, 7-9 (3rd West)
• SEC TOURNAMENT CHAMPION •
• NCAA FIRST ROUND •
Coach: Nolan Richardson**

Date	Opponent	UA/Opp Rank	Site	W/L	Score
11/22	Texas-Arlington	H W			102-95 (OT)

Big Island Invitational • Hilo, Hawaii

11/26	Mercer		N W		71-54
11/27	Iowa State		N L		77-71
11/28	Santa Clara		N W		79-60
12/4	Jackson State		H W		98-60
12/7	Oklahoma		H L		66-52
12/15	UT-Pan American @ NLR		N W		70-56
12/18	Mercer		H W		85-60
12/20	Wake Forest	nr/25	H L		70-64
12/23	@Providence		A L		87-81
12/28	Alcorn State		H W		102-59
12/30	Centenary @ NLR		N W		73-55
1/3	@Memphis		A L		76-71
1/5	Ole Miss *		H W		71-64
1/8	South Carolina *		H L		76-65
1/12	@Georgia *		A W		74-54
1/19	@Alabama *		A L		73-64
1/22	Mississippi State *		H W		83-73
1/26	@LSU *		A L		96-75
2/2	@Ole Miss *		A L		87-82
2/5	@Auburn *	nr/10	A L		73-55
2/9	Alabama *		H W		81-66
2/12	@Mississippi State *		A W		87-81
2/15	Florida *	nr/11	H L		80-71
2/19	LSU *	nr/16	H L		78-67
2/23	Vanderbilt *	nr/24	H W		78-63
2/26	@Kentucky *	nr/18	A L		60-55
3/1	@Tennessee *	nr/11	A L		73-66
3/5	Auburn *	nr/19	H W		64-55

SEC Tournament • Atlanta, Ga.

3/9	Georgia		N W		71-64
-----	---------	--	-----	--	-------

3/10	Kentucky	nr/16	N W		86-72
3/11	LSU	nr/10	N W		69-67
3/12	Auburn		N W		75-67

NCAA South Regional • Nashville, Tenn.

3/17	Miami (Fla.)	nr/23	N L		75-71
------	--------------	-------	-----	--	-------

*Southeastern Conference games

Lineup (most starts)

Name	Pts.	Rebs.	Ast.
6-1 So. G Brandon Dean	8.5	2.0	
6-4 So. G Teddy Gipson (tie)	8.7	2.5	
6-5 Sr. G Chris Walker	10.8	4.5	
6-8 Fr. G/F Joe Johnson	16.0	5.7	2.2
6-7 Fr. F Alonzo Lane	7.9	4.1	
6-8 Fr. F Carl Baker	4.4	4.2	

**2000-01
20-11, 10-6 (2nd West)
• NCAA First Round •
Coach: Nolan Richardson**

Date	Opponent	UA/Opp Rank	Site	W/L	Score
------	----------	-------------	------	-----	-------

John Thompson Foundation Challenge Classic

11/17	Tennessee State	15/nr	H W		90-68
11/18	Southern Miss	15/nr	H L		63-54
11/22	Jackson State	24/nr	H W		107-78
11/25	Louisiana-Monroe	24/nr	H W		99-59
11/28	Centenary	25/nr	H W		88-57
12/2	Memphis	25/nr	H W		74-68
12/5	North Texas	21/nr	H W		97-77
12/9	Oklahoma State @ Tulsa	21/nr	N L		74-73
12/20	Northwestern (La.) St.	25/nr	H W		115-47
12/23	@Oklahoma	25/18	A L		88-79 (OT)
12/30	Grambling State		H W		121-66
1/2	Md.-Eastern Shore		H W		100-40
1/6	@Mississippi State *		A L		87-73
1/10	Ole Miss *	nr/20	H L		53-48
1/13	@Vanderbilt *		A L		81-64
1/17	Auburn *		H W		82-72
1/20	Alabama *	nr/15	H W		87-58
1/27	@LSU *		A W		59-52
1/31	@Ole Miss *		A L		84-73
2/3	Mississippi State *		H W		83-72
2/7	Tennessee *	nr/10	H W		82-77 (OT)
2/10	@Florida *	nr/8	A L		73-63
2/14	@Auburn *		A L		71-63
2/17	LSU *		H W		87-70
2/20	@South Carolina *		A W		69-67
2/25	Kentucky *	nr/13	H W		82-78
2/28	@Alabama *	nr/20	A W		66-63
3/3	Georgia *		H W		82-67

SEC Tournament • Nashville, Tenn.

3/9	LSU		N W		77-72
3/10	Kentucky	nr/15	N L		87-78

NCAA West Regional • Boise, Idaho

3/15	Georgetown	nr/21	N L		63-61
------	------------	-------	-----	--	-------

*Southeastern Conference games

Lineup (most starts)

Name	Pts.	Rebs.	Ast.
6-4 Jr. G Teddy Gipson	8.1	2.1	
6-2 Jr. G Jannero Pargo	12.3	2.1	
6-8 So. G/F Joe Johnson	14.2	6.4	2.6
6-8 So. F Carl Baker	5.2	4.0	
6-9 So. F Larry Satchell	3.7	3.5	

**2001-02
14-15, 6-10 (T-4th West)
Coach: Nolan Richardson #**

Date	Opponent	UA/Opp Rank	Site	W/L	Score
------	----------	-------------	------	-----	-------

Preseason NIT

11/12	Maine		H W		64-47
11/16	Wake Forest		H L		76-71
11/18	Oral Roberts		H W		71-57
11/28	@Tulsa		A W		79-75
11/30	Oklahoma		H L		69-54
12/4	Texas State		H W		90-68
12/8	Illinois @ Chicago	nr/5	N L		94-91
12/10	UNC Greensboro		H W		89-74
12/20	UT Chattanooga		H W		98-84
12/22	Oklahoma State @ NLR	nr/6	N L		85-76
12/29	Elon		H W		96-52
1/2	@Memphis		A W		90-73
1/5	@Auburn *		A W		83-77
1/8	Mississippi State *	nr/22	H W		75-64
1/13	@LSU *		A L		75-69

1/16	South Carolina *		H L		62-60
1/19	Ole Miss *		H L		70-64
1/23	! @Georgia *	nr/15	A L		81-67
1/26	Florida *	nr/5	H W		94-92 (OT)
1/30	@Alabama *	nr/7	A L		109-94
2/2	Auburn *		H W		62-60
2/9	@Ole Miss *		A L		79-67
2/13	@Tennessee *		A L		64-53
2/16	LSU *		H L		67-63
2/20	Alabama *	nr/5	H W		67-59
2/23	@Kentucky *	nr/12	A L		71-58
2/27	@Mississippi State *		A L		89-83
3/2	Vanderbilt * #		H W		81-67

SEC Tournament • Atlanta, Ga.

3/7	Tennessee #		N L		68-61
-----	-------------	--	-----	--	-------

*Southeastern Conference games

Mike Anderson went 1-1 as interim head coach

! Georgia's victory vacated by the NCAA

Lineup (most starts)

Name	Pts.	Rebs.	Ast.
6-1 Sr. G Brandon Dean	12.2	2.9	
6-2 Sr. G Jannero Pargo	16.6	2.4	3.3
6-4 Sr. G Teddy Gipson	7.6	1.8	
6-5 Fr. G J.J. Sullinger (tie)	9.4	3.0	
6-8 Jr. F Dionisio Gomez	5.1	5.0	
6-9 Jr. F Larry Satchell (tie)	2.8	2.8	

**2002-03
9-19, 4-12 (T-5th West)
Coach: Stan Heath**

Date	Opponent	UA/Opp Rank	Site	W/L	Score
------	----------	-------------	------	-----	-------

11/22	Jackson State		H W		81-44
11/26	@Oral Roberts		A L		76-64
11/30	Tulsa	nr/22	H L		61-60
12/3	Troy State		H L		74-66
12/7	Illinois @ NLR	nr/25	N L		62-58
12/10	Louisiana Tech		H W		72-60
12/18	Sam Houston State		H W		78-67
12/21	Texas State		H W		70-60
12/28	Centenary		H W		75-51
12/30	@Oklahoma State		A L		71-45
1/2	Memphis		H L		72-67
1/8	@Alabama *	nr/4	A L		61-51
1/11	Auburn *		H L		52-37
1/18	! Georgia *	nr/20	H L		81-64
1/22	LSU *		H W		73-65
1/25	@Ole Miss *		A L		73-54
2/1	@Florida *	nr/4	A L		77-66
2/5	Alabama *	nr/22	H W		81-70
2/8	@Mississippi State *	nr/23	A L		84-54
2/12	Tennessee *		H L		70-62
2/15	@South Carolina *		A L		72-65
2/19	Kentucky *	nr/2	H L		66-50
2/22	@LSU *		A L		75-56
2/26	@Vanderbilt *		A W		60-50
3/1	Mississippi State *	nr/20	H W		53-51
3/5	@Auburn *		A L		69-54
3/8	Ole Miss *		H L		64-54

SEC Tournament • New Orleans, La.

3/13	LSU		N L		85-56
------	-----	--	-----	--	-------

*Southeastern Conference games

! Georgia's victory vacated by the NCAA

Lineup (most starts)

Name	Pts.	Rebs.	Ast.
6-1 Fr. G Eric Ferguson	10.9	3.1	3.3
6-4 Fr. G/F Jonathon Modica	11.5	4.5	
6-8 Sr. F Carl Baker	3.3	4.1	
6-7 Sr. F Alonzo Lane	4.0	2.9	
6-8 Sr. F Dionisio Gomez	8.3	6.6	

**2003-04
12-16, 4-12 (6th West)
Coach: Stan Heath**

Date	Opponent	UA/Opp Rank	Site	W/L	Score
------	----------	-------------	------	-----	-------

11/21	Nicholls St.		H W		89-60
11/25	Grambling St.		H W		64-46
11/29	Jacksonville @ NLR		N W		85-65
12/3	Oral Roberts		H W		77-71
12/6	Illinois @ Chicago	nr/11	N L		84-61
12/9	Southwest Missouri St.		H W		78-68
12/17	Louisiana Tech		H W		68-56
12/20	Oklahoma St.		H L		73-58
12/22	Western Carolina		H L		62-59 (OT)



RAZORBACK RECORDS • YEAR-BY-YEAR RESULTS

12/30	@Tulsa	A	W	81-74	
1/3	North Texas	H	W	96-61	
1/6	LSU *	H	L	66-55	
1/10	@Mississippi State *	nr/22	A	L	80-62
1/14	@Alabama *	A	L	81-65	
1/17	Ole Miss *	H	W	86-78	
1/21	@Auburn *	A	L	70-63	
1/24	Vanderbilt *	nr/22	H	W	70-62
1/31	@Georgia *	A	L	71-50	
2/4	Auburn *	H	W	74-52	
2/7	@LSU *	A	L	65-52	
2/11	@Tennessee *	A	L	69-65	
2/14	Mississippi State *	nr/6	H	L	77-70
2/18	@Kentucky *	nr/9	A	L	73-56
2/21	South Carolina *	nr/25	H	W	82-66
2/28	Florida *	H	L	73-68	
3/3	Alabama *	H	L	72-66 (OT)	
3/6	@Ole Miss *	A	L	55-45	

SEC Tournament • Atlanta, Ga.

3/11	South Carolina	N	L	91-81
------	----------------	---	---	-------

*Southeastern Conference games

Lineup (most starts)

Date	Opponent	UA/Opp Rank	Site	W/L	Score
6-1	So. G Eric Ferguson				8.1 2.6 2.8
6-7	Fr. G/F Ronnie Brewer				12.2 5.5 3.4
6-4	So. F Jonathon Modica				16.5 4.5
6-8	Sr. F Billy Pharis				5.5 2.9
6-5	Fr. F Olu Famutimi				7.0 3.5

2004-05 18-12, 6-10 (4th West) Coach: Stan Heath

Date	Opponent	UA/Opp Rank	Site	W/L	Score
Paradise Jam • St. Thomas, U.S. Virgin Islands					
11/19	Winthrop		N	W	72-49
11/21	Troy		N	W	89-54
11/22	Eastern Michigan		N	W	82-64
11/27	Gardner Webb		H	W	79-63
11/30	Tulsa		H	W	85-73
12/4	Illinois @ NLR	nr/3	N	L	72-60
12/7	@Missouri		A	W	62-52
12/16	Tennessee State		H	W	96-68
12/18	Prairie View A&M		H	W	102-50
12/20	Lipscomb		H	W	83-54
12/23	Hartford		H	W	87-55
12/29	Jacksonville State		H	W	73-67
12/31	Louisiana-Monroe		H	W	85-43
1/5	Ole Miss *		H	W	69-46
1/8	@Florida *		A	L	82-74
1/11	Alabama *	nr/21	H	L	64-61
1/15	@Mississippi State *	nr/11	A	L	80-55
1/19	@LSU *		A	L	66-63 (OT)
1/22	Auburn *		H	W	95-59
1/29	Kentucky *	nr/6	H	L	68-67
2/2	@South Carolina *		A	L	64-52
2/5	@Ole Miss *		A	W	66-65
2/9	Georgia *		H	W	62-47
2/12	LSU *		H	W	65-62
2/16	@Alabama *	nr/16	A	L	72-63
2/19	@Vanderbilt *		A	L	79-65
2/26	Tennessee *		H	W	70-68
3/1	Mississippi State *		H	L	57-55
3/5	@Auburn *		A	L	77-64

SEC Tournament - Atlanta, Ga.

3/10	Tennessee	N	L	65-46
------	-----------	---	---	-------

*Southeastern Conference games

Lineup (most starts)

Date	Opponent	UA/Opp Rank	Site	W/L	Score
6-1	Jr. G Eric Ferguson				8.8 2.7 4.3
6-7	So. G Ronnie Brewer				16.2 4.8 3.4
7-0	Fr. C Steven Hill				2.3 2.3 1.8 blk
6-7	Fr. F Charles Thomas				5.5 2.7
6-5	So. F Olu Famutimi				9.4 4.2

2005-06 22-10, 10-6 (T-2nd West) • NCAA FIRST ROUND • Coach: Stan Heath

Date	Opponent	UA/Opp Rank	Site	W/L	Score
11/18	Portland State		H	W	107-69
Mauvi Invitational • Maui, Hawaii					
11/21	Connecticut	nr/3	N	L	77-68

11/22	Kansas		N	W	65-64
11/23	Maryland	nr/23	N	L	75-62
11/26	Radford		H	W	75-55
11/30	Southern Miss		H	W	77-35
12/2	Missouri		H	W	66-63
12/6	Texas State		H	W	73-67
12/15	Missouri State		H	W	79-75
12/17	Rice @ NLR		N	W	80-61
12/21	Texas Tech @ Dallas		N	W	78-65
12/30	Texas-Pan American		H	W	66-38
1/1	Western Illinois		H	W	83-54
1/7	@Mississippi State *		A	L	69-67
1/11	LSU *		H	L	63-58
1/14	Vanderbilt *		H	W	78-66
1/18	@Alabama *		A	L	78-75 (OT)
1/21	@Auburn *		A	W	68-52
1/25	Ole Miss *		H	W	71-58
1/29	@Kentucky *		A	L	78-76
2/4	South Carolina *		H	W	73-59
2/8	@LSU *		A	L	78-77
2/11	Auburn *		H	W	84-64
2/15	@Ole Miss *		A	L	73-70
2/18	Florida *	nr/10	H	W	85-81 (OT)
2/21	Alabama *		H	W	65-63
2/25	@Tennessee *	nr/10	A	W	73-69
3/1	Mississippi St. *		H	W	80-70
3/5	@Georgia *		A	W	74-57

SEC Tournament - Nashville, Tenn.

3/10	Georgia		N	W	80-67
3/11	Florida	nr/16	N	L	74-71

NCAA Oakland Regional - Dallas, Texas

3/17	Bucknell		N	L	59-55
------	----------	--	---	---	-------

*Southeastern Conference games

Lineup (most starts)

Date	Opponent	UA/Opp Rank	Site	W/L	Score
6-5	Sr. G Dontell Jefferson				3.2 3.1 4.4
6-7	Jr. G Ronnie Brewer				18.4 4.8 3.3
6-5	Sr. G Jonathon Modica				16.1 4.0
7-0	So. C Steven Hill				3.0 3.5 2.8 blk
6-8	So. F Charles Thomas				9.7 5.0

2006-07 21-14, 7-9 (T-3rd West) • NCAA FIRST ROUND • Coach: Stan Heath

Date	Opponent	UA/Opp Rank	Site	W/L	Score
11/10	Southeast Missouri State		H	W	92-52
11/18	Stephen F. Austin State		H	W	70-59
Old Spice Classic • Orlando, Fla.					
11/23	Southern Illinois		N	W	61-53 (OT)
11/24	Marist		N	W	73-64
11/26	West Virginia		N	W	71-64
11/30	@Missouri		A	L	86-64
12/2	Missouri-Kansas City		H	W	71-61
12/5	Central Michigan		H	W	75-59
12/14	Oakland		H	W	91-57
12/16	Texas Tech @ NLR		N	L	71-56
12/20	@Texas		A	L	80-76
12/22	Oral Roberts		H	W	68-56
12/30	Louisiana Tech		H	W	80-50
1/2	Tulsa		H	W	68-59
1/6	Alabama *	nr/8	H	W	88-61
1/9	@Florida *	nr/2	A	L	79-72
1/13	@Ole Miss *		A	L	74-72
1/17	Georgia *		H	L	67-64
1/20	LSU *	nr/16	H	W	72-52
1/24	@South Carolina *		A	L	66-60
1/27	@Alabama *		A	W	63-57
2/3	Kentucky *	nr/24	H	L	82-74
2/7	Auburn *		H	W	65-57
2/10	@LSU *		A	L	71-67
2/14	@Mississippi State *		A	L	84-60
2/17	Ole Miss *		H	W	83-66
2/21	@Auburn *		A	L	67-59
2/24	Tennessee *		H	L	83-72
2/28	Mississippi State *		H	W	67-58
3/3	@Vanderbilt *	nr/19	A	W	82-67

SEC Tournament - Atlanta, Ga.

3/8	South Carolina		N	W	82-52
3/9	Vanderbilt		N	W	72-71
3/10	Mississippi State		N	W	81-72
3/11	Florida	nr/6	N	L	77-56

NCAA East Regional - Spokane, Wash.

3/16	Southern California	nr/23	N	L	77-60
------	---------------------	-------	---	---	-------

*Southeastern Conference games

Lineup (most starts)

Date	Opponent	UA/Opp Rank	Site	W/L	Score
6-0	Jr. G Gary Ervin				9.9 3.6 4.8
6-1	Fr. G Patrick Beverley				13.9 4.5 3.1
7-0	Jr. C Steven Hill				6.2 4.4 2.8 blk
6-8	Jr. F Charles Thomas				10.7 5.7
6-6	Jr. F Sonny Weems				11.8 4.8 2.1

2007-08 23-12, 9-7 (2nd West) NCAA SECOND ROUND Coach: John Pelphey

Date	Opponent	UA/Opp Rank	Site	W/L	Score
11/9	Wofford	19/nr	H	W	67-45
O'Reilly Auto Parts ESPNU Puerto Rico Tip-Off - San Juan					
11/15	College of Charleston	18/nr	N	W	75-49
11/16	Providence	18/nr	N	L	67-51
11/18	Virginia Commonwealth	18/nr	N	W	70-60
11/24	Delaware State		H	W	89-67
11/28	Missouri		H	W	94-91
12/1	Oral Roberts		H	W	62-51
12/3	Missouri State		H	W	70-51
12/12	Texas-San Antonio		H	W	67-42
12/15	@Oklahoma		A	L	83-72
12/19	Northwestern State		H	W	90-59
12/22	Appalachian State @NLR		N	L	74-67
12/29	Louisiana-Monroe		H	W	85-60
1/5	Baylor @ Dallas		N	W	85-78
1/10	@Auburn *		A	W	76-70
1/13	Alabama *		H	W	71-67 (OT)
1/16	South Carolina *		H	L	70-66
1/19	@Georgia *		A	L	82-69
1/26	@LSU *		A	W	68-52
1/30	Mississippi State *	nr/25#	H	W	78-58
2/2	Florida *	nr/20	H	W	80-61
2/9	Ole Miss *		H	W	75-69
2/13	@Tennessee *	nr/4	A	L	93-71
2/16	@Mississippi State *		A	L	80-74
2/20	LSU *		H	W	87-61

2/23	@Kentucky *		A	L	63-58
2/27	@Alabama *		A	L	59-56
3/1	Vanderbilt *	nr/18	H	W	78-73
3/4	@Ole Miss *		A	L	81-72
3/8	Auburn *		H	W	77-64

SEC Tournament - Atlanta, Ga.

3/14	Vanderbilt	nr/18	N	W	81-75
3/15	Tennessee	nr/4	N	W	92-91
3/16	Georgia		N	L	66-57

NCAA Tournament - Raleigh, N.C.

3/21	Indiana	nr/24#	N	W	86-72
3/23	North Carolina	nr/1	N	L	108-77

*Southeastern Conference games
USA Today/ESPN Coaches Poll

Lineup (most starts)

Date	Opponent	UA/Opp Rank	Site	W/L	Score
6-2	So. G Stefan Welsh				5.3 1.4 2.1
6-1	So. G Patrick Beverley				12.1 6.6 2.4
7-0	Sr. C Steven Hill				4.2 2.9 2.1 blk
6-8	Sr. F Charles Thomas				9.2 4.5
6-6	Sr. F Sonny Weems				15.0 4.5 2.6

2008-09 14-16, 2-14 (6th West) Coach: John Pelphey

Date	Opponent	UA/Opp Rank	Site	W/L	Score
11/14	Southeastern Louisiana		H	W	91-87 (OT)
11/20	Cal-Davis		H	W	68-59
11/22	@Missouri State		A	L	62-57
11/26	@South Alabama		A	W	79-77
11/29	Florida A&M		H	W	86-61
12/3	Texas Southern		H	W	80-61
12/10	North Carolina Central		H	W	98-70
Jim Thorpe Classic - Fayetteville, Ark.					
12/17	Austin Peay		H	W	89-80
12/20	Stephen F. Austin		H	W	67-51
12/27	Northwestern State		H	W	95-56
12/30	Oklahoma	nr/4	H	W	96-88



Joe Johnson was named the SEC Newcomer of the Year in 2000 and went on to lead Arkansas to back-to-back NCAA Tournament appearances.

1/3	North Texas @ NLR	N	W	86-75
1/6	Texas	nr/7	H	67-61
1/10	Mississippi State*	H	L	70-56
1/14	@Ole Miss *	A	L	74-65
1/17	@Florida *	A	L	80-65
1/24	Auburn *	H	L	73-51
1/29	Alabama *	H	W	89-80
1/31	@LSU *	A	L	79-69
2/4	Tennessee *	H	L	74-72
2/7	@Mississippi State *	A	L	86-77
2/11	@Auburn *	A	L	75-62
2/14	Kentucky *	H	L	79-63
2/18	LSU *	nr/23	H	72-69
2/21	@South Carolina *	A	L	82-78 (OT)
2/25	@Alabama *	A	L	88-67
3/1	Georgia *	H	W	89-67
3/4	Ole Miss *	H	L	98-91 (OT)
3/8	@Vanderbilt *	A	L	75-58

SEC Tournament - Tampa, Fla.

3/12	Florida	N	L	73-58
------	---------	---	---	-------

Lineup (most starts)

	Name	Pts.	Rebs.	Ast.
5-11	Fr. G Courtney Fortson	14.8	5.5	5.9
6-0	Fr. G Rotnei Clarke	12.2	1.9	
6-3	Jr. G Stefan Welsh	11.5	2.9	2.1
6-9	Jr. F Michael Washington	15.5	9.8	
6-8	Fr. F Michael Sanchez	5.9	4.9	

2009-10 14-18, 7-9 (3rd West) Coach: John Pelphey

Date	Opponent	UA/Opp Rank	Site	W/L	Score
11/13	Alcorn State		H	W	130-68

Hall of Fame Showcase

11/17	Louisville @ STL	nr/20	N	L	96-66
11/20	Appalachian State	H	W	81-72 (OT)	
11/24	Morgan State	H	L	97-94	
11/27	East Tennessee State	H	L	94-85	
11/29	South Alabama	H	L	74-61	
12/2	@Oklahoma	A	L	67-47	
12/5	Mississippi Valley State	H	W	91-54	
12/7	Delaware State	H	W	71-53	
12/16	Alabama State	H	W	76-51	
12/19	Stephen F. Austin	H	W	72-69	
12/22	Missouri State	H	W	66-62 (OT)	
12/30	Baylor @ NLR	N	L	70-47	
1/2	UAB	nr/24	H	L	73-72
1/5	Texas	nr/2	H	L	96-85
1/14	@Mississippi State *	A	L	82-80	
1/16	Alabama *	H	W	71-59	
1/21	Florida *	H	L	71-66	
1/23	@Kentucky *	nr/2	A	L	101-70
1/28	Mississippi State *	H	W	67-62	
1/31	@Ole Miss *	nr/18	A	W	80-73
2/3	@Georgia *	A	W	72-68	
2/6	Auburn *	H	W	82-79 (OT)	
2/10	LSU *	H	W	87-52	
2/13	@Alabama *	A	L	73-68	
2/17	South Carolina *	H	W	92-79	
2/20	@Auburn *	A	L	92-83	
2/24	@LSU *	A	L	65-54	
2/27	Vanderbilt *	nr/16	H	L	89-72
3/3	@Tennessee *	nr/16	A	L	80-73
3/6	Ole Miss *	H	L	68-66	

SEC Tournament - Nashville, Tenn.

3/11	Georgia	N	L	77-64
------	---------	---	---	-------

Lineup (most starts)

	Name	Pts.	Rebs.	Ast.
5-11	So. G Courtney Fortson	17.9	5.2	5.7
6-0	So. G Rotnei Clarke	15.1	2.4	
6-3	Jr. G Marcus Britt	3.9	2.7	
6-9	Sr. F Mike Washington	12.5	6.1	
6-7	Fr. F Marshawn Powell	14.9	6.7	

2010-11 18-13, 7-9 (T-3rd West) Coach: John Pelphey

Date	Opponent	UA/Opp Rank	Site	W/L	Score
11/18	Grambling State		H	W	75-52
11/22	Florida Gulf Coast		H	W	90-47
11/24	Southeast Missouri State		H	W	66-56
11/26	UAB @ NLR		N	L	70-65 (OT)

Razorback Showcase

11/18	Grambling State		H	W	75-52
11/22	Florida Gulf Coast		H	W	90-47
11/24	Southeast Missouri State		H	W	66-56
11/26	UAB @ NLR		N	L	70-65 (OT)

12/1	Oklahoma	H	W	84-74	
12/4	Troy	H	W	75-60	
12/8	Seton Hall @ Louis.	N	W	71-62	
12/15	Mississippi Valley State	H	W	87-64	
12/18	Texas A&M @ Dallas	nr/25	N	L	71-62 (OT)
12/22	Texas Southern	H	W	67-59	
12/29	North Carolina A&T	H	W	87-59	
12/31	Texas-Arlington	H	W	87-74	
1/4	@Texas	nr/12	A	L	79-46
1/8	Tennessee *	H	W	68-65	
1/12	@LSU *	A	L	56-53	
1/15	Alabama *	H	W	70-65	
1/19	@South Carolina *	A	L	81-74	
1/22	@Florida *	A	L	75-43	
1/25	Auburn *	H	W	73-64	
1/29	@Vanderbilt *	nr/19	A	W	89-78
2/2	Georgia *	H	L	60-59	
2/5	Ole Miss *	H	L	69-60	
2/9	@Mississippi State *	A	L	67-56	
2/12	LSU *	H	W	80-61	
2/16	Florida A&M	H	W	94-55	
2/19	@Alabama *	A	L	69-56	
2/23	Kentucky *	nr/22	H	W	77-76 (OT)
2/26	@Auburn *	A	W	57-55	
3/2	Mississippi State *	H	L	88-78	
3/5	@Ole Miss *	A	L	84-74	

SEC Tournament - Atlanta, Ga.

3/10	Tennessee	N	L	74-68
------	-----------	---	---	-------

Lineup (most starts)

	Name	Pts.	Rebs.	Ast.
6-0	Jr. G Jeff Peterson	6.3	2.2	2.4
6-0	Jr. G Rotnei Clarke	15.2	3.0	
6-3	Sr. G Marcus Britt	5.3	2.1	
6-9	Sr. F Delvon Johnson	9.6	7.2	
6-7	So. F Marshawn Powell	10.8	4.5	

2011-12 18-14, 6-10 (9th) Coach: Mike Anderson

Date	Opponent	UA/Opp Rank	Site	W/L	Score
11/11	USC Upstate		H	W	83-63

Southwest Showcase

11/16	Oakland	H	W	91-68	
11/18	Houston @ NLR	N	L	87-78	
11/22	Utah Valley	H	W	67-59	
11/26	Grambling State	H	W	86-44	
11/30	Mississippi Valley State	H	W	97-64	
12/3	@Connecticut	nr/8	A	L	75-62
12/10	@Oklahoma	A	L	78-63	
12/17	Southeastern Louisiana	H	W	62-55	
12/20	Eastern Kentucky	H	W	71-57	
12/22	Louisiana Tech	H	W	77-63	
12/28	Charlotte	H	W	80-67	
12/30	Texas Southern	H	W	77-49	
1/3	Savannah State	H	W	83-66	
1/7	Mississippi State *	nr/15	H	W	98-88
1/11	@Ole Miss *	A	L	71-63	
1/14	LSU *	H	W	69-60	
1/17	@Kentucky *	nr/2	A	L	86-63
1/21	Michigan	nr/20	H	W	66-64
1/25	Auburn *	H	W	56-53	
1/28	@Alabama *	A	L	72-66	
1/31	Vanderbilt *	nr/25	H	W	82-74
2/4	@LSU *	A	L	71-65	
2/8	@Georgia *	A	L	81-59	
2/11	South Carolina *	H	W	76-65	
2/15	@Tennessee *	A	L	71-58	
2/18	Florida *	nr/14	H	L	98-68
2/23	Alabama *	H	L	79-68	
2/25	@Auburn *	A	W	77-71	
2/28	Ole Miss *	H	L	77-75	
3/3	@Mississippi State *	A	L	79-59	

SEC Tournament - New Orleans, La.

3/8	LSU	N	L	70-54
-----	-----	---	---	-------

Lineup (most starts)

	Name	Pts.	Rebs.	Ast.
6-1	Jr. G Jylusses Nobles	8.7	3.3	3.1
6-2	So. G Mardracus Wade	10.8	1.8	
6-3	So. G Rickey Scott	9.1	3.5	2.5
6-9	Sr. F Michael Sanchez	4.0	3.3	
6-8	Fr. F Devonta Abron	5.7	4.2	

2012-13 19-13, 10-8 (7th) Coach: Mike Anderson

Date	Opponent	UA/Opp Rank	Site	W/L	Score
11/9	Sam Houston State		H	W	73-68

Las Vegas Invitational

11/18	Longwood		H	W	112-63
11/20	Florida A&M		H	W	89-60
11/23	Arizona State @ Vegas		N	L	83-68
11/24	Wisconsin @ Vegas		N	L	77-70
11/30	Syracuse	nr/6	H	L	91-82
12/4	Oklahoma		H	W	81-78
12/8	@Michigan	nr/3	A	L	80-67
12/15	Alcorn State		H	W	97-59
12/20	Robert Morris		H	W	79-74
12/22	Alabama A&M @ NLR		N	W	95-68
12/29	Northwestern State		H	W	79-61
1/5	Delaware State		H	W	86-51
1/9	@Texas A&M *	A	L	69-51	
1/12	Vanderbilt *	H	W	56-33	
1/16	Auburn *	H	W	88-80 (2 OT)	
1/19	@Ole Miss *	A	L	76-64	
1/23	Mississippi State *	H	W	96-70	
1/26	@South Carolina *	A	L	75-54	
1/31	@Alabama *	A	L	59-56	
2/2	Tennessee *	H	W	73-60	
2/5	Florida *	nr/2	H	W	80-69
2/9	@Vanderbilt *	A	L	67-49	
2/13	@Auburn *	A	W	83-75	
2/16	Missouri *	H	W	73-71	
2/21	Georgia *	H	W	62-60	
2/23	@Florida *	nr/5	A	L	71-54
2/27	@LSU *	A	L	65-60	
3/2	Kentucky *	H	W	73-60	
3/5	@Missouri *	A	L	93-63	
3/9	Texas A&M *	H	W	73-62	

SEC Tournament - Nashville, Tenn.

3/14	Vanderbilt	N	L	75-72
------	------------	---	---	-------

Lineup (most starts)

	Name	Pts.	Rebs.	Ast.
6-3	So. G BJ Young	15.2	3.5	3.4
6-2	Jr. G Mardracus Wade	6.5	1.5	
6-3	Jr. G Rickey Scott	4.3	2.0	1.4
6-7	Jr. F Marshawn Powell	14.5	5.4	
6-10	So. F Hunter Mickelson	5.4	3.5	

2013-14 22-12, 10-8 (5th) Coach: Mike Anderson

Date	Opponent	UA/Opp Rank	Site	W/L	Score
11/8	SIU-Edwardsville		H	W	99-65
11/15	Louisiana		H	W	76-63
11/18	SMU		H	W	89-78

EA SPORTS Maui Invitational • Maui, Hawaii

11/25	California		N	L	85-77
11/26	Minnesota		N	W	87-73
11/27	Gonzaga	nr/11	N	L	91-81
12/3	Southeastern Louisiana		H	W	111-65
12/7	Clemson		H	W	74-68
12/12	Savannah State		H	W	72-43
12/19	Tennessee-Martin		H	W	102-56
12/21	South Alabama @ NLR		N	W	72-60
12/28	High Point		H	W	89-48
1/4	Texas-San Antonio		H	W	104-71
1/8	@Texas A&M *	A	L	69-53	
1/11	Florida *	nr/10	H	L	84-82 (OT)
1/14	Kentucky *	nr/13	H	W	87-85 (OT)
1/18	@Georgia *	A	L	66-61 (OT)	
1/22	@Tennessee *	A	L	81-74	
1/25	Auburn *	H	W	86-67	
1/28	Missouri *	H	L	75-71	
2/1	@LSU *	A	L	88-74	
2/5	Alabama *	H	W	65-58	
2/8	@Vanderbilt *	A	W	77-75	
2/13	@Missouri *	A	L	86-85	
2/15	LSU *	H	W	81-70	
2/19	South Carolina *	H	W	71-64	
2/22	@Mississippi State *	A	W	73-69	
2/27	@Kentucky *	nr/17	A	W	71-67 (OT)
3/1	Georgia *	H	W	87-75	
3/5	Ole Miss *	H	W	110-80	
3/8	@Alabama *	A	L	83-58	

3/13	South Carolina	N	L	71-69
------	----------------	---	---	-------

NIT First Round - Fayetteville, Ark.

3/18	Indiana State	H	W	91-71
------	---------------	---	---	-------

NIT Second Round - Berkeley, Calif.

3/24	@California	A	L	75-64
------	-------------	---	---	-------

Lineup (most starts)

	Name	Pts.	Rebs.	Ast.
6-2	Sr. G Fred Gulley III	3.9	1.8	1.9
6-5	Jr. G Rashad Madden	12.7	2.8	2.7
6-6	So. G Michael Qualls	11.6	4.5	1.9
6-7	Sr. F Coty Clarke	9.4	5.6</	

RAZORBACK RECORDS • YEAR-BY-YEAR RESULTS



Bobby Portis recorded a double-double (15 points and 13 rebounds) in leading Arkansas to a 56-53 win over Wofford in the 2015 NCAA Tournament.

1/2	@Texas A&M *	nr/20	A	L	92-69
1/5	Vanderbilt *		H	W	90-85 (OT)
1/9	Mississippi State *		H	W	82-68
1/12	@Missouri *		A	W	94-61
1/16	@LSU *		A	L	76-74
1/21	Kentucky *	nr/23	H	L	80-66
1/23	@Georgia *		A	L	76-73 (OT)
1/27	Texas A&M *	nr/5	H	W	74-71

Big 12/SEC Challenge

1/30	Texas Tech		H	W	75-68 (OT)
2/3	@Florida *		A	L	87-83
2/6	Tennessee *		H	W	85-67
2/9	@Mississippi State *		A	L	78-46
2/13	@Ole Miss *		A	L	76-60
2/17	Auburn *		H	L	90-86
2/20	Missouri *		H	W	84-72
2/23	LSU *		H	W	85-65
2/27	@Tennessee *		A	W	75-65
3/2	@Alabama *		A	W	62-61
3/5	South Carolina *		H	L	76-61

SEC Tournament - Nashville, Tenn.

3/10	Florida		N	L	68-61
------	---------	--	---	---	-------

Lineup (most starts)

	Name	Pts.	Rebs.	Ast.
6-3	Sr. G Anthlon Bell	15.7	2.9	1.2
6-1	Sr. G Jabril Durham	6.2	3.5	6.4
6-3	Jr. G Dusty Hannahs	16.5	2.4	0.9
6-7	RSr. F Keaton Miles	2.9	2.8	0.9
6-10	Jr. F Moses Kingsley	15.9	9.3	1.2

2016-17
26-10, 12-6 (T-3rd)
• **NCAA SECOND ROUND** •
Coach: Mike Anderson

Date	Opponent	UA/Opp Rank	Site	W/L	Score
11/11	Fort Wayne		H	W	92-83
11/14	Southern Illinois		H	W	90-65
11/18	UT Arlington		H	W	71-67
11/22	@Minnesota		A	L	85-71
11/28	Mount St. Mary's		H	W	89-76
12/01	Stephen F. Austin		H	W	78-62
12/03	Austin Peay		H	W	99-62
12/06	Houston		H	W	84-72
12/10	North Florida		H	W	91-76
12/17	Texas @ Houston		N	W	77-74
12/20	North Dakota State		H	W	71-55
12/22	Sam Houston State @ NLR		N	W	90-56
12/29	Florida *	nr/25	H	L	81-72
01/03	@Tennessee *		A	W	82-78
01/07	@Kentucky *	nr/6	A	L	97-71
01/10	Mississippi State *		H	L	84-78
01/14	Missouri *		H	W	92-73
01/17	@Texas A&M *		A	W	62-60
01/21	LSU *		H	W	99-86
01/24	@Vanderbilt *		A	W	71-70

Big 12/SEC Challenge

01/28	@Oklahoma State		A	L	99-71
02/01	Alabama *		H	W	87-68

02/04	@Missouri *		A	L	83-78
02/07	Vanderbilt *		H	L	72-59
02/11	@LSU *		A	W	78-70
02/15	@South Carolina *	nr/21	A	W	83-76
02/18	Ole Miss *		H	W	98-80
02/22	Texas A&M *		H	W	86-77
02/25	@Auburn *		A	W	79-68
03/01	@Florida *	nr/12	A	L	78-65
03/04	Georgia *		H	W	85-67

SEC Tournament - Nashville, Tenn.

03/10	Ole Miss		N	W	73-72
03/11	Vanderbilt		N	W	76-62
03/12	Kentucky	nr/8	N	L	82-65

NCAA South Regional - Greenville, S.C.

03/17	Seton Hall		N	W	77-71
03/19	North Carolina	nr/6	N	L	72-65

Lineup (most starts)

	Name	Pts.	Rebs.	Ast.
6-3	Sr. G Dusty Hannahs	14.4	1.7	1.2
6-3	Sr. G Manuele Watkins	6.0	4.0	1.8
6-3	Jr. G Jaylen Barford	12.8	3.8	2.0
6-8	Jr. F Dustin Thomas	5.3	3.8	1.1
6-10	Sr. F Moses Kingsley	12.0	7.7	1.4

2017-18
23-12, 10-8 (T-4th)
• **NCAA FIRST ROUND** •
Coach: Mike Anderson

Date	Opponent	UA/Opp Rank	Site	W/L	Score
11/10	Samford		H	W	95-65
11/12	Bucknell		H	W	101-73
11/17	Fresno State		H	W	83-75

PK80 Phil Knight Invitational - Portland, Ore.

11/23	Oklahoma		N	W	92-83
11/24	North Carolina	nr/9	N	L	87-68
11/26	Connecticut		N	W	102-67
12/02	@Houston		A	L	91-65
12/05	Colorado State		H	W	92-66
12/09	Minnesota	nr/14	H	W	95-79
12/16	Troy @ NLR		N	W	88-63
12/19	Oral Roberts		H	W	104-69
12/27	CSU Bakersfield		H	W	95-68
12/30	Tennessee *	nr/9	H	W	95-93 (OT)
01/02	@Mississippi State *	22/nr	A	L	78-75
01/06	@Auburn *	22/nr	A	L	88-77
01/10	LSU *		H	L	75-54
01/13	Missouri *		H	W	65-63
01/17	@Florida *		A	L	88-73
01/20	Ole Miss *		H	W	97-93
01/23	@Georgia *		A	W	80-77 (2OT)

Big 12/SEC Challenge

01/27	Oklahoma State		H	W	66-65
01/30	@Texas A&M *		A	L	80-66
02/03	@LSU *		A	L	94-86
02/06	South Carolina *		H	W	81-65
02/10	Vanderbilt *		H	W	72-54
02/13	@Ole Miss *		A	W	75-64
02/17	Texas A&M *	nr/21	H	W	94-75

02/20	Kentucky *		H	L	87-72
02/24	@Alabama *		A	W	76-73
02/27	Auburn *	nr/14	H	W	91-82
03/03	@Missouri *		A	L	77-67

SEC Tournament - St. Louis, Mo.

03/08	South Carolina		N	W	69-64
03/09	Florida	nr/23	N	W	80-72
03/10	Tennessee	nr/13	N	L	84-66

NCAA East Regional - Detroit, Mich.

03/16	Butler		N	L	79-62
-------	--------	--	---	---	-------

Lineup (most starts)

	Name	Pts.	Rebs.	Ast.
6-3	Sr. G Jaylen Barford	17.9	3.9	2.5
6-3	Sr. G Daryl Macon	16.8	2.9	3.9
6-0	Sr. G Anton Beard	9.5	2.6	3.0
6-11	Fr. F Daniel Gafford	11.8	6.2	2.2
6-6	So. F Adrio Bailey	4.1	2.5	0.5

2018-19
18-16, 8-10 (T-9th)
• **NIT SECOND ROUND** •
Coach: Mike Anderson

ESPN Armed Forces Classic - El Paso, Texas (Fort Bliss)

11/09	Texas		N	L	73-71 (OT)
-------	-------	--	---	---	------------

Hardwood Classic - Fayetteville, Ark.

11/12	UC Davis		H	W	81-58
11/18	Indiana		H	W	73-72
11/21	Montana State		H	W	90-68
11/23	UT Arlington		H	W	78-60
12/01	FIU		H	W	121-89
12/05	@Colorado State		A	W	98-74
12/08	Western Kentucky		H	L	78-77
12/15	UT San Antonio @ NLR		N	W	79-67
12/19	Georgia Tech		H	L	69-54
12/22	Texas State		H	W	73-70
12/28	Austin Peay		H	W	76-65
01/05	@Texas A&M *		A	W	73-71
12/09	Florida *		H	L	57-51
01/12	LSU *		H	L	94-88 (OT)
01/15	@Tennessee *	nr/13	A	L	106-87
01/19	@Ole Miss *	nr/18	A	L	84-67
01/23	Missouri *		H	W	72-60

Big 12/SEC Challenge

01/26	@Texas Tech	nr/13	A	L	67-64
01/29	Georgia *		H	W	70-60
02/02	@LSU *	nr/19	A	W	90-89
02/05	Vanderbilt *		H	W	69-66
02/09	@South Carolina *		A	L	77-65
02/12	@Missouri *		A	L	79-78
02/16	Mississippi State *		H	L	77-67
02/20	@Auburn *		A	L	79-56
02/23	Texas A&M *		H	L	87-80
02/26	@Kentucky *	nr/4	A	L	70-66
03/02	Ole Miss *		H	W	74-73
03/06	@Vanderbilt *		A	W	84-48
03/09	Alabama *		H	W	82-70

SEC Tournament - Nashville, Tenn.

03/14	Florida		N	L	66-50
-------	---------	--	---	---	-------

NIT First Round - Providence, R.I.

03/19	Providence		A	W	84-72
-------	------------	--	---	---	-------

NIT Second Round - Bloomington, Ind.

03/23	Indiana		A	L	60-60
-------	---------	--	---	---	-------

Lineup (most starts)

	Name	Pts.	Rebs.	Ast.
6-5	Fr. G Isaiah Joe	13.9	2.8	1.7
6-2	RSO. G Jalen Harris	7.6	2.9	5.6
6-5	So. G Mason Jones	13.6	3.9	2.8
6-11	So. F Daniel Gafford	16.9	8.7	2.0
6-6	Jr. F Adrio Bailey	5.6	3.0	0.7

2019-20
20-12, 7-11 (T-10th)
Coach: Eric Musselman

Date	Opponent	UA/Opp Rank	Site	W/L	Score
11/05	Rice		H	W	91-43
11/12	North Texas		H	W	66-43

+ College Hoops Roadshow - Razorback Regional

11/16	Montana +		H	W	64-46
11/19	Texas Southern +		H	W	82-51
11/22	South Dakota +		H	W	77-56
11/25	@Georgia Tech		A	W	62-61 (OT)
11/30	Northern Kentucky +		H	W	66-60

12/03	Austin Peay		H	W	69-61
12/07	@Western Kentucky		A	L	86-79 (OT)
12/14	Tulsa		H	W	98-79
12/21	Valparaiso @ NLR		N	W	72-68
12/29	@Indiana		A	W	71-64
01/04	Texas A&M *		H	W	69-59
01/08	@LSU *		A	L	79-77
01/11	@Ole Miss *		A	W	76-72
01/15	Vanderbilt *		H	W	75-55
01/18	Kentucky *	nr/10	H	L	73-66
01/22	@Mississippi State *		A	L	77-70

Big 12/SEC Challenge

01/25	TCU		H	W	78-67
01/29	South Carolina *		H	L	79-77
02/01	@Alabama *		A	W	82-78
02/04	Auburn *	nr/11	H	L	79-76 (OT)
02/08	@Missouri *		A	L	83-79 (OT)
02/11	@Tennessee *		A	L	82-61
02/15	Mississippi State *		H	L	78-77
02/18	@Florida *		A	L	73-59
02/22	Missouri *		H	W	78-68
02/26	Tennessee *		H	W	86-69
02/29	@Georgia *		A	L	99-89
03/04	LSU *		H	W	99-90
03/07	@Texas A&M *		A	L	77-69

SEC Tournament - Nashville, Tenn.

03/11	Vanderbilt		N	W	86-73
-------	------------	--	---	---	-------

03/12	South Carolina		-	-	Canceled due to CO-VID 19 -
-------	----------------	--	---	---	-----------------------------


NOTE: On Feb. 12, the SEC/NCAA canceled all postseason games

Lineup (most starts)

	Name	Pts.	Rebs.	Ast.
6-3	GrSr. G Jimmy Whitt Jr.	14.0	5.1	2.2
6-1	So. G Desi Sills	10.6	3.0	1.2
6-5	So. G Isaiah Joe	16.9	4.1	1.7
6-5	Jr. G Mason Jones	22.0	5.5	3.4
6-6	Sr. F Adrio Bailey	6.3	4.4	1.4

Year-By-Year Legend

- * - SEC game
- AP - Associated Press
- KC - Kansas City, Mo.
- LR - Little Rock, Ark.
- M - Memphis, Tenn.
- NLR - North Little Rock, Ark.
- NR - not ranked
- PB - Pine Bluff, Ark.



IN THIS SECTION

Media Information	184
Razorback Sports Network	185
SEC.....	186
SEC Tournament	187
The University.....	188-91
University Chancellor/FAR	192
University Leadership.....	193
Director of Athletics.....	194-95
Razorback Foundation	196

RAZORBACK COMMUNICATIONS

The Razorback Communications Office appreciates your interest in Arkansas basketball and strives to assist you in your coverage. A list of our staff members, our address, and our telephone and fax numbers follows:

Office: 479-575-2751
 Fax: 479-575-7481
 Press Row: 479-575-6622

Mailing Address

Razorback Communications
 P.O. Box 7777
 Fayetteville, AR 72702-7777

Overnight Address

University of Arkansas
 Razorback Communications
 350 North Razorback Road
 Fayetteville, AR 72701

BASKETBALL CONTACT



Mike Cawood
 Associate Communications Director

Cell 479-236-2090
 Email tmcawood@uark.edu
 Office 479-575-3114



Kyle Parkinson
 Associate AD



Mario Bravante
 Associate Director



Jessica Roberson
 Assistant Director



Shawn Price
 Assistant Director



Jacob Pavilack
 Assistant Director



Ben Breitbach
 Comm. Assistant



Walt Beazley
 Photographer



Rachael Harris
 Digital Strategy

GAME CREDENTIALS

All requests for media and/or photo credentials must be made online at www.SportsSystems.com/Arkansas. Requests should be made at least three days prior to the game.

Only fully accredited personnel directly involved in the coverage of the game will be admitted. Credentials are non-transferable and must be applied for by the outlets' editor or sports director. The Communications Office reserves the right to revoke any credential: (1) used by an individual other than the one to whom it was granted; (2) any individual who refused to comply with press row and/or photographic guidelines; (3) any individual who is not an accredited member of the media; and (4) any individual under the age of 16. Credentials will not be mailed. They must be picked up beginning 60 minutes before tip-off at the media will call door to the right of the south entrance to Bud Walton Arena. Be prepared to present a photo identification when picking up credentials.

MEDIA WILL CALL

Located on the south side of Bud Walton Arena, just right of the main ticket window. All passes are left at media will call - no credentials are mailed.

GAMEDAY PARKING

A limited number of spaces are available around Bud Walton Arena. Most parking credentials issued will be for Lot 56. All requests should be made to Associate Communications Director Mike Cawood.

GAMEDAY MEDIA SERVICES

- All media needs can be fulfilled on-line.
- Game notes for both teams will be posted on Arkansas' Men's Basketball page at: arkansasrazorbacks.com/sport/m-baskbl/mens-basketball-game-notes
 - Live in-game stats will be provided for the media at: arkansas.statbroadcast.com
 - Final statistics (box score, play-by-play, shot chart) will be emailed as well as be available on ArkansasRazorbacks.com.

MEDIA SEATING / WORK ROOM

- Media will not have access to the floor at any time.
- Media seating will remain in the upper corner of the lower bowl.
- Media must wearing masks at all times inside Bud Walton Arena.
- Due to limited space, each media outlet will only be allowed one seat each per game.
- Bud Walton Arena's work room will be closed to all media at all times.
- All postgame interviews will be conducted via Zoom.
- Wireless Internet is available in the work room and in the arena. Please see Associate Communications Director Mike Cawood or a member of the communications staff for login information.

PHOTOGRAPHERS

- There will be four positions in the stands – two in Section 102 and two in Section 128 – midway up the lower bowl. Photographers must remain seated. If television is granted one of the three spots, they may be required to share with all other TV stations.
- Arkansas Communications reserves the right to limit the number of strobe units used and requests to hang strobe lights at BWA must be made in writing one week prior to any contest.

MEDIA FTP

- Since photographers spots will be limited, Arkansas has set up an FTP site to provide for both video and still photos, Please contact the Athletics Communications Office for more details.





ERIC MUSSELMAN LIVE RADIO SHOW

Once again, there will be 12 Arkansas basketball radio shows, all starting at 7 pm, at Sassy's BBQ and Grille in Fayetteville.

Monday, Nov. 23	Monday, Nov. 30	Sunday, Dec. 6	Monday, Dec. 14
Monday, Dec. 28	Monday, Jan. 4	Monday, Jan. 11	Monday, Jan. 18
Monday, Jan. 25	Sunday, Jan. 31	Monday, Feb. 22	Sunday, Feb. 28

COURTSIDE WITH ERIC MUSSELMAN

There will be 10, 30-minute television shows featuring head coach Eric Musselman and co-host Chuck Barrett. Each show will air on Sunday, Please check local listings for times and channels in your area.

Sunday, Jan. 3	Sunday, Jan. 10	Sunday, Jan. 17	Sunday, Jan. 24
Sunday, Jan. 31	Sunday, Feb. 7	Sunday, Feb. 14	Sunday, Feb. 21
Sunday, Feb. 28	Sunday, Mar. 7		



RAZORBACK SPORTS PROPERTIES

The University of Arkansas Athletic Department and Razorback Sports Properties formed a partnership in the fall of 2008. As Arkansas Athletics' exclusive multimedia rightsholder, Arkansas Sports Properties manages all aspects of the rights relationship, providing corporate partners both traditional and new media opportunities with the university. Razorback Sports Properties brings a national presence to the overall marketing of Razorback sports. They bolster their own brand and garner maximum exposure through such inventory as venue signage; event sponsorships and promotion; corporate hospitality; audio; television; digital engagement and visibility via the official athletics website ArkansasRazorbacks.com.

Razorback Sports Properties exclusively produces and markets a variety of radio and television opportunities surrounding Arkansas Athletics, through the Razorback Sports Network from Learfield IMG College, including all radio play-by-play broadcasts, and television and radio head coaches' shows.

Chuck Barrett is in his 11th season as the play-by-play announcer for the Arkansas men's basketball team and in his 14th year calling Razorback football games. He is no stranger to Arkansas fans or the Razorback Sports Network broadcast team, spending his last 26 years on the broadcast crew, including 17 years as the executive producer. He called play-by-play for baseball from 1992 to 2014 and added men's basketball play-by-play to his duties prior to the 2010-11 season. Barrett was recognized by the National Sportswriters and Sportscasters Hall of Fame as the 2007, 2008 and 2009 Arkansas Sportscaster of the Year.

Matt Zimmerman is in his fifth season as an analyst for the 2020-21 campaign. A 20-plus year coaching veteran and mainstay with the Razorbacks, Zimmerman spent the eight years on the Razorback basketball staff (2011-19). Zimmerman was a student manager for the men's basketball team and spent four years in the ROTC. He graduated in 1990 and served five years in the military. After his stint in the Army, Zimmerman began coaching high school basketball. He then started his collegiate coaching career at UAB before moving to Missouri and back to Arkansas.



Chuck Barrett
Play-By-Play



Matt Zimmerman
Analyst



David Shoemaker
General Manager

2020-21 RSN BASKETBALL RADIO NETWORK

Batesville (Games)	KWOZ-FM - 103.3
Camden	KAMD-FM - 97.1
Crossett	KAGH-FM - 104.9
Crossett	KAGH-AM - AM 800
DeQueen	KDQN-FM - 92.1
DeWitt	KDEW-FM - 97.3
El Dorado	KAGL-FM - 93.3
Fayetteville	KQSM-FM - 92.1
Fayetteville (Games)	KYNG-AM - AM 1590
Fayetteville	KAKS-FM - 99.5
Fayetteville	KUOA-AM - 1290
Fayetteville	KUOA-FM - 95.3
Fayetteville	KBVA-FM - HD3 106.5
Forrest City	KBFC-FM - 93.5
Fort Smith	KERX-FM - 95.3
Glenwood	KHGZ-FM - 98.9
Glenwood	KHGZ-AM - 670
Hot Springs / Mena	KTTG-FM - 96.3
Jonesboro	KEGI-FM - 100.5
Little Rock	KABZ-FM - 103.7
Magnolia	KZHE-FM - 100.5
Marshall	KBCN-FM - 104.3
Mena	KENA-FM - 104.1
Monett, Mo.	KKBL-FM - 95.9
Monticello	KGPK-FM - 99.9
Morrilton	KCON-FM - 99.3
Mountain Home	KOMT-FM - 93.5
Ozark	KDYN-FM - 96.7
Ozark	KDYN-AM - AM 1540
Searcy	KRZS-FM - 99.1
Texarkana	KKTK-AM - 1400
Wynne	KWYN-FM - 92.5

GREG SANKEY • COMMISSIONER • SOUTHEASTERN CONFERENCE

Greg Sankey became the eighth Commissioner of the Southeastern Conference on June 1, 2015, and immediately embarked on a journey to build upon the SEC's recognized success, strong foundations and rich traditions.

Sankey has successfully introduced change and advancement for the conference while respecting the institutional traditions that make the SEC unique. With an understanding of the highly competitive environment of college sports, he has fostered the collaborative culture of the SEC that sets the conference apart and supports its continuing success.

Sankey brings a big picture approach to his position through continuing focus on a vision that positions the SEC to leverage its athletics success and popularity for a greater overall cultural and economic impact on the region, the nation and the world.



During his first major address as Commissioner, he introduced his concept of "Scholars. Champions. Leaders." to describe the ultimate potential of the SEC. "Educating scholars and supporting champions provides the platform for developing leaders who will influence the world," Sankey said in his opening remarks at SEC Football Media Days in 2015.

Now in his sixth year as Commissioner of the SEC, Sankey has established himself as an advocate for the student-athlete, creating a framework to provide young people in the Conference with challenging leadership opportunities and expanded resources to succeed at the highest levels of academic and competitive success. Sankey has been intentional and diligent in addressing issues critical to college athletics, with an emphasis on integrity, ethics and sportsmanship: Also, Sankey prioritized the enhancement of Conference championship events to meet the goal of providing student-athletes with life-long memories and exceptional experiences for fans.

Before moving to the SEC, Sankey served as Commissioner of the Southland Conference for nearly seven years. He joined the Southland Conference staff in 1992 where he served as both assistant and associate commissioner before he was named its Commissioner in 1996 at the age of 31.

Prior to his term at the Southland Conference, he was Director of Compliance and Academic Services at Northwestern State University in Natchitoches, LA. While at Northwestern State, Sankey also coached the Demons' golf teams for two years, earning the Golf Coaches Association of America District VI Coach of the Year award in 1991. Before his tenure at Northwestern State, he was the Director of Intramural Sports at Utica College in upstate New York.

A native of Auburn, NY, Sankey earned his master's degree from Syracuse University and his undergraduate degree from the State University of New York College at Cortland. Sankey and his wife, Cathy, reside in Birmingham, AL, and have two adult daughters, Hannah and Moriah.



HOGS IN THE SEC TOURNAMENT

1992 (Birmingham, Ala.)

Arkansas 73, Georgia 60
Alabama 90, Arkansas 89
(Semifinals)

1993 (Lexington, Ky.)

Arkansas 65, Georgia 60
Kentucky 92, Arkansas 82
(Semifinals)

1994 (Memphis, Tenn.)

Arkansas 95, Georgia 83
Kentucky 90, Arkansas 78
(Semifinals)

1995 (Atlanta, Ga.)

Arkansas 73, Vanderbilt 72
Arkansas 69, Alabama 58
Kentucky 95, Arkansas 94 (OT)
(Finals)

1996 (New Orleans, La.)

Arkansas 80, South Carolina 58
Kentucky 95, Arkansas 75
(Semifinals)

1997 (Memphis, Tenn.)

Georgia 65, Arkansas 63
(Quarterfinals)

1998 (Atlanta, Ga.)

Arkansas 102, Tennessee 96
Kentucky 99, Arkansas 74
(Semifinals)

1999 (Atlanta, Ga.)

Arkansas 75, Florida 74
Arkansas 84, Miss. St. 79 (OT)
Kentucky 76, Arkansas 63
(Finals)

2000 (Atlanta, Ga.)

Arkansas 71, Georgia 64
Arkansas 86, Kentucky 72
Arkansas 69, LSU 67
Arkansas 75, Auburn 67
(Finals)

2001 (Nashville, Tenn.)

Arkansas 77, LSU 72
Kentucky 87, Arkansas 78
(Semifinals)

2002 (Atlanta, Ga.)

Tennessee 68, Arkansas 61
(First Round)

2003 (New Orleans, La.)

LSU 85, Arkansas 56
(First Round)

2004 (Atlanta, Ga.)

South Carolina 91, Arkansas 81
(First Round)

2005 (Atlanta, Ga.)

Tennessee 65, Arkansas 46
(First Round)

2006 (Atlanta, Ga.)

Arkansas 80, Georgia 67
Florida 74, Arkansas 71
(Quarterfinals)

2007 (Atlanta, Ga.)

Arkansas 82, South Carolina 52
Arkansas 72, Vanderbilt 71
Arkansas 81, Mississippi St. 72
Florida 77, Arkansas 56
(Finals)

2008 (Atlanta, Ga.)

Arkansas 81, Vanderbilt 75
Arkansas 92, Tennessee 91
Georgia 66, Arkansas 57
(Finals)

2009 (Tampa, Fla.)

Florida 73, Arkansas 58
(First Round)

2010 (Nashville, Tenn.)

Georgia 77, Arkansas 64
(First Round)

2011 (Atlanta, Ga.)

Tennessee 74, Arkansas 68
(First Round)

2012 (New Orleans, La.)

LSU 70, Arkansas 54
(First Round)

2013 (Nashville, Tenn.)

Vanderbilt 75, Arkansas 72
(First Round)

2014 (Atlanta, Ga.)

South Carolina 71, Arkansas 69
(First Round)

2015 (Nashville, Tenn.)

Arkansas 80, Tennessee 72
Arkansas 60, Georgia 49
Kentucky 78, Arkansas 63
(Finals)

2016 (Nashville, Tenn.)

Florida 68, Arkansas 61
(Second Round)

2017 (Nashville, Tenn.)

Arkansas 73, Ole Miss 72
Arkansas 76, Vanderbilt 62
Kentucky 82, Arkansas 65
(Finals)

2018 (St. Louis Mo.)

Arkansas 69, South Carolina 64
Arkansas 80, Florida 72
Tennessee 84, Arkansas 66
(Semifinals)

2019 (Nashville, Tenn.)

Florida 66, Arkansas 50
(Second Round)

2020 (Nashville, Tenn.)

Arkansas 86, Vanderbilt 73
(First Round)
Arkansas - South Carolina
(Second Round - Cancelled)

SEC TOURNAMENT HISTORY

Year	CHAMPIONS	RUNNER-UP	SCORE	SITE
1933	Kentucky	Mississippi State	46-27	Atlanta Athletic Club (Atlanta, Ga.)
1934	Alabama	Florida	41-25	Atlanta Athletic Club (Atlanta, Ga.)
1936	Tennessee	Alabama	41-25	Alumni Memorial Gym (Knoxville, Tenn.)
1937	Kentucky	Tennessee	39-25	Alumni Memorial Gym (Knoxville, Tenn.)
1938	Georgia Tech	Mississippi	58-47	Huey Long Field House (Baton Rouge, La.)
1939	Kentucky	Tennessee	46-38	Alumni Memorial Gym (Knoxville, Tenn.)
1940	Kentucky	Georgia	51-43	Alumni Memorial Gym (Knoxville, Tenn.)
1941	Tennessee	Kentucky	36-33	Louisville Gardens (Louisville, Ky.)
1942	Kentucky	Alabama	36-34	Louisville Gardens (Louisville, Ky.)
1943	Tennessee	Kentucky	33-30	Louisville Gardens (Louisville, Ky.)
1944	Kentucky	Tulane	62-46	Louisville Gardens (Louisville, Ky.)
1945	Kentucky	Tennessee	39-35	Louisville Gardens (Louisville, Ky.)
1946	Kentucky	LSU	59-36	Louisville Gardens (Louisville, Ky.)
1947	Kentucky	Tulane	55-38	Louisville Gardens (Louisville, Ky.)
1948	Kentucky	Georgia Tech	54-43	Louisville Gardens (Louisville, Ky.)
1949	Kentucky	Tulane	68-52	Louisville Gardens (Louisville, Ky.)
1950	Kentucky	Tennessee	95-58	Louisville Gardens (Louisville, Ky.)
1951	Vanderbilt	Kentucky	61-57	Louisville Gardens (Louisville, Ky.)
1952	Kentucky	LSU	44-43	Louisville Gardens (Louisville, Ky.)
1979	Tennessee	Kentucky	75-69 OT	BJCC Coliseum (Birmingham, Ala.)
1980	LSU	Kentucky	80-78	BJCC Coliseum (Birmingham, Ala.)
1981	Mississippi	Georgia	66-62	BJCC Coliseum (Birmingham, Ala.)
1982	Alabama	Kentucky	48-46	Rupp Arena (Lexington, Ky.)
1983	Georgia	Alabama	86-71	BJCC Coliseum (Birmingham, Ala.)
1984	Kentucky	Auburn	51-49	Memorial Gymnasium (Nashville, Tenn.)
1985	Auburn	Alabama	53-49 OT	BJCC Coliseum (Birmingham, Ala.)
1986	Kentucky	Alabama	83-72	Rupp Arena (Lexington, Ky.)
1987	Alabama	LSU	69-62	Omni Coliseum (Atlanta, Ga.)
1988	Kentucky	Georgia	62-57	Pete Maravich Assembly Center (Baton Rouge, La.)
1989	Alabama	Florida	72-60	Thompson-Boling Arena (Knoxville, Tenn.)
1990	Alabama	Mississippi	70-51	Orlando Arena (Orlando, Fla.)
1991	Alabama	Tennessee	88-69	Memorial Gymnasium (Nashville, Tenn.)
1992	Kentucky	Alabama	80-54	BJCC Coliseum (Birmingham, Ala.)
1993	Kentucky	LSU	82-65	Rupp Arena (Lexington, Ky.)
1994	Kentucky	Florida	73-60	The Pyramid (Memphis, Tenn.)
1995	Kentucky	Arkansas	95-93 OT	Georgia Dome (Atlanta, Ga.)
1996	Mississippi State	Kentucky	84-73	Louisiana Superdome (New Orleans, La.)
1997	Kentucky	Georgia	95-68	The Pyramid (Memphis, Tenn.)
1998	Kentucky	South Carolina	86-56	Georgia Dome (Atlanta, Ga.)
1999	Kentucky	Arkansas	76-63	Georgia Dome (Atlanta, Ga.)
2000	Arkansas	Auburn	75-67	Georgia Dome (Atlanta, Ga.)
2001	Kentucky	Mississippi	77-55	Gaylord Entertainment Center (Nashville, Tenn.)
2002	Mississippi State	Alabama	61-58	Georgia Dome (Atlanta, Ga.)
2003	Kentucky	Mississippi State	64-57	Louisiana Superdome (New Orleans, La.)
2004	Kentucky	Florida	89-73	Georgia Dome (Atlanta, Ga.)
2005	Florida	Kentucky	70-53	Georgia Dome (Atlanta, Ga.)
2006	Florida	South Carolina	49-47	Gaylord Entertainment Center (Nashville, Tenn.)
2007	Florida	Arkansas	77-56	Georgia Dome (Atlanta, Ga.)
2008	Georgia	Arkansas	66-57	Georgia Dome (Atlanta, Ga.) and Ga. Tech's Alexander Memorial Coliseum (Atlanta, Ga.)
2009	Mississippi State	Tennessee	64-61	St. Pete Times Forum (Tampa, Fla.)
2010	Kentucky	Mississippi State	75-74OT	Bridgestone Arena (Nashville, Tenn.)
2011	Kentucky	Florida	70-54	Georgia Dome (Atlanta, Ga.)
2012	Vanderbilt	Kentucky	71-64	New Orleans Arena (New Orleans, La.)
2013	Mississippi	Florida	66-63	Bridgestone Arena (Nashville, Tenn.)
2014	Florida	Kentucky	61-60	Georgia Dome (Atlanta, Ga.)
2015	Kentucky	Arkansas	78-63	Bridgestone Arena (Nashville, Tenn.)
2016	Kentucky	Texas A&M	82-77OT	Bridgestone Arena (Nashville, Tenn.)
2017	Kentucky	Arkansas	82-65	Bridgestone Arena (Nashville, Tenn.)
2018	Kentucky	Tennessee	77-72	Scottrade Center (St. Louis, Mo.)
2019	Auburn	Tennessee	84-64	Bridgestone Arena (Nashville, Tenn.)
2020	• CANCELED AFTER 1st RD DUE TO COVID-19 •			

RECORD BY OPPONENT

Opponent	Record	Last Meeting
Alabama	1-1	1995, W, 69-58 (semifinals)
Auburn	1-0	2000, W, 75-67 (finals)
Florida	2-5	2019, L, 66-50 (2nd)
Georgia	6-3	2015, W, 60-49 (semifinals)
Kentucky	1-9	2017, L, 82-65 (finals)
LSU	2-2	2012, W, 70-54 (1st)
Ole Miss	1-0	2017, W, 73-72 (quarterfinals)
Mississippi St.	2-0	2007, W, 81-72 (semifinals)
Missouri	0-0	n/a
South Carolina	3-2	2018, W, 69-64 (2nd)
Tennessee	3-4	2018, L 84-66 (semifinals)
Texas A&M	0-0	n/a
Vanderbilt	5-1	2020, W 86-73 (1st round)

RECORD BY ROUND

Round	Record	Appearances
First Round	4-10	14 (2000, 02-07, 09-14, 2020)
Second Round	1-2	3 (2016, 2018, 2019)
Quarterfinals	14-2	16 (1992-01, 06-08, 2015, 2017, 2018)
Semifinals	7-7	14 (1992-96, 98-01, 07-08, 2015, 2017, 2018)
Finals	1-6	7 (1995, 99, 2000, 07-08, 2015, 2017)





There's a reason...

...the University of Arkansas is one of the nation's top public research universities. Nestled in the Ozarks, we learn in one of the **best places to live** in the nation. This is where **tradition and innovation** merge, creating **life-changing opportunities** and discoveries that **improve our world**, one student at a time. The University of Arkansas is among the **top public research** universities in the U.S., that's why federal agencies like NASA and top industries turn to us to **solve problems** and **advance technology**. We are **dedicated to Arkansas** and **determined to build a better world**.



MOST DEGREE PROGRAMS IN THE STATE

200+

More than 200 baccalaureate, master's, doctoral, professional and specialist degree programs.

Top 20 in nation for female inventors

about half of invention disclosures in FY19 involved female researchers



SCHOLARSHIP AWARDS

MORE THAN \$89 MILLION

In FY19, **more than \$89 million in academic and need-based scholarships** and grants were awarded to undergraduate students



NATIONALLY
COMPETITIVE
AWARDS



TRUMAN SCHOLARS
Top 10 public institutions



**GOLDWATER
SCHOLARS**
Top 25 public
institutions (t-21st)



RHODES SCHOLARS
Top 50 public institutions



\$194.7 Million I3R Research Institute

The Walton Family Charitable Support Foundation
granted the U of A nearly

**\$200 million to establish the Institute for
Integrative and Innovative Research (I3R,)**

which will transform the university's research,
innovation and economic development culture.
This grant also signaled the successful completion
of Campaign Arkansas, vaulting it past its goal of

\$1.25 billion in 2020.



Enrollment: 27,559
Student-to-Faculty
Ratio **19:1**

2019-2020 school year



**Among Best
Colleges for
VETERANS**

63rd in the nation

US News & World Report 2019



88%

incoming

HONORS COLLEGE

freshman fellows hail from Arkansas



#1 in the Nation for Supply Chain

The supply chain management undergraduate program at the Sam M. Walton College of Business is ranked No. 1 in North America by a leading global research firm, Gartner.



The Carnegie Foundation for the Advancement of Teaching places the U of A in its highest research category, a status shared by only 3 percent of the nation's universities.



RESEARCH EXPENDITURES

IN FY19

\$172.6 MILLION

Senior Walk

Our greatest achievements are etched in stone at the University of Arkansas, with more than 3.5 miles of sidewalk bearing the names of all of our graduates. Stretching across campus, Senior Walk is a unique tradition that includes the names of more than 186,000 graduates, and counting.

Notable Graduates

- Jerry Jones**, owner of the Dallas Cowboys
- Veronica Campbell-Brown**, Olympic gold medalist
- T.J. Holmes**, ABC News Correspondent and Good Morning America Host
- Doug McMillon**, President and CEO of WalMart Stores, Inc.


**JOSEPH E. STEINMETZ
CHANCELLOR**

Joseph E. Steinmetz became the sixth chancellor of the University of Arkansas on Jan. 1, 2016. As chief executive officer, Dr. Steinmetz oversaw the establishment of the university's 8 Guiding Priorities, which have led to new programs and initiatives like the Advance Arkansas scholarship program to improve access for underrepresented students and the Chancellor's Discovery and Innovation Fund, as well as major investments in research and commercialization. More recently, he announced ten action items that would help distinguish the University as it looked to 2020 and beyond.



During his tenure, the university has received several significant gifts, including a \$120 million gift from the Walton Family Charitable Support Foundation to establish a School of Art, as well as \$194.7 million grant from the same foundation to establish the Institute for Integrative and Innovative Research (I3R). Steinmetz has also led efforts to construct a 71,000 square foot student success center, which is currently under construction in the heart of campus. He continues to meet with a broad range of stakeholders across the state to advocate for public education and to learn how they can work together for the common goal of strengthening the flagship.

A nationally respected behavioral neuroscientist, Dr. Steinmetz was recognized in 1996 by the National Academy of Sciences for his contributions to the fields of experimental psychology and neuroscience. In 2012 he was named an AAAS Fellow. Prior to his appointment as chancellor, he was Ohio State's chief academic officer. As executive vice president and provost, he oversaw the administration, coordination, and development of all academic functions of the university.



**GERALD JORDAN
FACULTY ATHLETICS
REPRESENTATIVE**



Gerald Jordan, associate professor of journalism, worked 25 years for metropolitan daily newspapers before he joined the UofA faculty in 1995. His 2017 appointment as Faculty Athletics Representative (FAR) marks a return to his student journalism days when he was sports editor of the Arkansas Traveler and covered the Razorbacks.

Like his predecessor Dr. Sharon Hunt, Jordan is an Arkansas alumnus and he becomes only the fourth UofA faculty member to fill this position. Chancellor Joe Steinmetz appointed Jordan to take on the responsibility to certify the eligibility of student-athletes and serve as the university's representative to the NCAA and the Southeastern Conference.

Jordan graduated from the University of Arkansas in 1970 with a degree in journalism and earned his master's degree in journalism at Northwestern University in 1971. He is a 1982 Nieman Fellow at Harvard University.

Jordan began his career as a sports reporter for The Kansas City Star, where he subsequently wrote editorials and was a TV columnist. He wrote editorials for The Boston Globe. At The Philadelphia Inquirer, Jordan was a reporter, a Washington correspondent and worked as an editor in several departments before joining the journalism faculty.

He returned to The Inquirer as an editor for 15 summers. He also worked two summers on News21, a national investigative journalism project at the Walter Cronkite School, Arizona State University. Jordan has been an innovative teacher, developing the Digital Media Lab, a semester block of journalism courses designed to provide intensive teaching and training for a limited number of students in a realistic multimedia news environment. He also helped create the Lemke Journalism Project, which has brought minority high school students interested in journalism to the university for the past 17 years.

Jordan served as president of the Arkansas Alumni Association Board of Directors, and he is the founding leader of two alumni societies for UofA graduates.

He received the UofA's Silas Hunt Legacy Award in 2010, and a Lifetime Achievement Award from the Northwest Arkansas Martin Luther King Jr. Planning Committee.

Jordan was also the first faculty member to receive the university's national award as Volunteer of the Year.

He has been honored by Associated Student Government and the Student Alumni Board as Teacher of the Year and nominated an additional three times.

Jordan was presented the Faculty Gold Medal Award in 2013 by the UofA's State and National Awards committee.

The Arkansas Press Association presented Jordan with its 2016 Distinguished Service Award.

In 2017, the American Society of News Editors and the Association of Opinion Journalists presented Jordan with the Barry Bingham Sr. Fellowship for his career-long work to increase newsroom diversity.

The University of Arkansas System Board of Trustees serves as the institution's governing body. The board is comprised of 10 trustees representing each of the state's four congressional districts. The president is the chief executive officer of the University of Arkansas System and reports to the Board of Trustees. Each campus has a chancellor as its chief executive officer, reporting directly to the president.



DONALD R. BOBBITT
System President



JOSEPH E. STEINMETZ
Chancellor



JOHN GOODSON
Chairman
Texarkana (2021)



STEPHEN BROUGHTON, M.D.
Vice Chairman
Pine Bluff (2022)



KELLY EICHLER
Secretary
Little Rock (2026)



MORRILL HARRIMAN
Assistant Secretary
Little Rock (2024)



C.C. "CLIFF" GIBSON III
Monticello (2023)



SHEFFIELD NELSON
Little Rock (2025)



TOMMY BOYER
Fayetteville (2027)



STEVE COX
Jonesboro (2028)



ED FRYAR, PH.D.
Rogers (2029)



TED DICKEY
Stuttgart/
Little Rock (2030)

MESSAGE FROM CHANCELLOR STEINMETZ

Welcome to another exciting season of basketball - I hope! At the time of this writing, much is still uncertain. We do not know how the basketball season will unfold. What we do know is that the health and safety of our student-athletes comes first, as well as the health and safety of Razorback fans. As such, we are continuing to proceed with an abundance of caution while planning and plotting out scenarios for the coming year.

Like you, I will be greatly if any cancellations or delays occur. Our athletic teams are a source of tremendous pride for the entire Razorback nation, and they remind us of the importance of teamwork, discipline and commitment to a common goal. Nothing brings our campus community, and state, together like Razorback victories. So I will be disappointed for our fans, our campus community, and especially our student athletes if they have to endure another year last year. They've worked hard and put in long hours to earn the right to win as Razorbacks.

But, for now, we take our directions from COVID-19. Until a vaccine is widely available, we must error on the side of caution. The good news is, if you're reading this, then something is probably happening. You may even be reading this in Bud Walton Arena at partial capacity. If so, I hope you are cheering twice as loud.

Finally, it bears mentioning that Razorback Athletics is one of the nation's few financially self-sustaining athletics programs and does not receive state funding or student fees. Your great fan support, combined with the careful management of resources allows the department to be self-sustaining. So on behalf of the University of Arkansas, thank you for your ongoing and ardent support through these unusual times.

Go Hogs!
Joe Steinmetz, Chancellor

UNIVERSITY OF ARKANSAS CAMPUS LEADERSHIP FAYETTEVILLE EXECUTIVE COMMITTEE

Joseph E. Steinmetz.....	Chancellor	Mark Power.....	Vice Chancellor for Advancement
Ann Bordelon.....	Vice Chancellor for Finance and Administration	Charles Robinson.....	Interim Provost/Vice Chancellor for Student & Academic Affairs
Laura Jacobs.....	Associate Vice Chancellor and Chief of Staff	Todd Shields.....	Dean of the J. William Fulbright College of Arts and Science
Bill Kincaid.....	Associate General Counsel	David Snow.....	Interim Vice Chancellor for Economic Development
Randy Massanelli.....	Vice Chancellor for Governmental Relations	Daniel Sui.....	Vice Chancellor for Research & Innovation
Yvette Murphy-Erby.....	Vice Chancellor for Diversity & Inclusion	Hunter Yurachek.....	Vice Chancellor for Intercollegiate Athletics
Marcia Overby.....	Associate Vice Chancellor for Administration		



HUNTER YURACHEK
VICE CHANCELLOR/
DIRECTOR OF ATHLETICS

Entering his third full year as vice chancellor and director of athletics at the University of Arkansas, Hunter Yurachek has made the most of his time since Chancellor Joseph Steinmetz announced him as vice chancellor and director of athletics on Dec. 4, 2017.

Yurachek has implemented a program wide strategic plan that focuses on fostering student-athlete success and centered on achieving the program's mission of building Champions and Razorbacks for Life. Thanks to the dedicated efforts of Razorback student-athletes, coaches, administrators, Razorback Foundation members and fans, results are being realized on and off the field.

Even in an abbreviated 2019-20 competition schedule, Razorback Athletics built an impressive resume, including accomplishing a couple of program milestones. Arkansas won its first NCAA championship in women's cross country and its first SEC title in soccer. In addition, the Razorbacks earned SEC championships in women's cross country and men's and women's indoor track and field. Razorback student-athletes followed suit in the classroom, earning a 3.24 cumulative GPA with 107 student-athletes adding their names to Senior Walk as University of Arkansas graduates. The 3.43 term GPA for the spring semester was a program record and marked the 21st consecutive semester for a department GPA of 3.0 or better.

Razorback Athletics was also at the forefront of several key initiatives in 2019-20. Yurachek was named to the Governor's Economic Recovery Task Force, to help guide state reopening in the wake of COVID-19. Yurachek was also added to the NCAA Football Competition Committee. In October, Nolan Richardson Court was dedicated at Bud Walton Arena. The Eddie Sutton Men's Basketball Practice Gymnasium was created at the Basketball Performance Center. Construction continues on a number of facility projects including the J.B. and Johnelle Hunt Family Baseball Development Center, Frank O'Mara Track Performance Center and a renovation of the Randal Tyson Track Center.

In 2018-19, Arkansas finished No. 23 in the Learfield IMG College Directors' Cup, including finishing first among programs with 19 or fewer teams. Arkansas captured two NCAA team championships (women's indoor and outdoor track and field), four SEC team championships (women's cross country, women's indoor and outdoor track and field, men's golf) and four SEC team runner-up finishes (soccer, men's cross country, men's indoor track and field and women's basketball).

In addition, the Razorback Baseball team won a share of the SEC Western Division title and advanced to its second straight College World Series. A total of 14 programs were nationally ranked during 2018-19, including five in the top 10. Arkansas had four NCAA individual and 22 SEC individual champions.

Razorback student-athletes continued to achieve at a high level in the classroom, posting a cumulative GPA of 3.24. The program graduated 98% of student-ath-

letes who exhausted their athletic eligibility.

In 2018-19, Arkansas hosted its first NCAA Men's and Women's Golf Championships at Blessings Golf Club. In addition, Arkansas was home to the 2019 SEC Indoor and Outdoor Track and Field Championships as well as both an NCAA Baseball Regional and Super Regional at Baum-Walker Stadium.

Yurachek launched several initiatives to further engage Arkansas and Razorback fans around the world. In August 2018, as part of the One Razorback campaign, the inaugural One Hog Call event was held in Fayetteville, Little Rock and around the globe. Razorback fans from more than 16 countries and 40 states participated in a simultaneous Hog Call.

Yurachek's first full year in Fayetteville saw tremendous success. Arkansas tied a program record with a No. 16 finish in the 2017-18 Learfield Sports Directors Cup, and first in the nation among schools with 19 or fewer sports.

In 2017-18, Arkansas captured four SEC championships (men's and women's cross country, women's indoor track, women's golf), including the school's first SEC crown in women's golf. The Razorbacks earned three top-five national finishes including national championship runner-up finishes at the 2018 NCAA Women's Indoor Track and Field Championships and the 2018 College World Series. Four Arkansas student-athletes earned individual national championships.

In the 2018 spring semester, Razorback student-athletes earned a record-tying 3.25 GPA and 282 student-athletes secured a spot on the department honor roll. Nearly 125 Razorback student-athletes added their name to Senior Walk as graduates of the University of Arkansas.

Yurachek came to Arkansas from the University of Houston where he served as the vice president for athletics. Prior to Houston, Yurachek served as direc-

tor of athletics at Coastal Carolina University, where Coastal won 29 Big South Conference championships. Yurachek was named Under Armour FCS Athletic Director of the Year in 2014. He has also worked at the University of Akron, the University of Virginia, Western Carolina University, Vanderbilt University and Wake Forest University.

In Yurachek's first two years at Houston, the Cougars' sport programs eclipsed 225 points in the Learfield Directors' Cup in back-to-back years for the first time in department history, securing top-three finishes in The American Athletic Conference both years. The Cougars improved to second in 2016-17 after finishing third in 2015-16. Houston's programs combined for a league-leading five American Conference team championships and 22 American Conference individual titles.

The success was not limited to the field of play, however, as UH student-athletes opened the fall semester with a record 96 student-athletes on the Dean's List. That record was short lived as 109 student-athletes earned Dean's List honors in the spring semester. Houston student-athletes combined for the highest spring GPA (2.95), highest cumulative GPA following a spring semester (2.93) and the highest average hours passed in a spring semester (14.1) in department history.

The 2016-17 year also saw the continuation of an aggressive facilities plan as construction began on the \$60 million renovation of the Fertitta Center, the football indoor practice facility and a baseball player development center and clubhouse with more than \$85 million of projects all privately funded.

In his first year in the role, Houston recorded its highest finish in the Learfield Directors' Cup since 1999-2000 and its second-highest finish in school history with 296.5 points to finish 73rd nationally. The 2015-16 academic year saw the Houston Football program capture The American Athletic Conference Champi-



onship and a Chick-fil-A Peach Bowl win over Florida State, the Houston Men's Track & Field program win The American Indoor and Outdoor Championships and the Houston Women's Golf program claim an American Championship in only its second year with a full team. In addition, the Men's Basketball program returned to the NCAA postseason for the 29th time in program history and the Men's Golf program advanced to the NCAA Championships for the third straight year.

All of the athletic achievements occurred while UH student-athletes recorded the second-best fall GPA, 2.91, and second-best spring GPA, 2.87, in athletic department history while placing a record 88 student-athletes on the University's Dean's Honor List in the spring.

Yurachek led the Houston Athletics fundraising charge with a record amount \$5.2 million in private donations to the Athletics general scholarship fund in the 2014-15 fiscal year. Focused on improving the student-athlete experience, Yurachek also led a department that unveiled the completed Guy V. Lewis Development Center for the Houston Men's and Women's Basketball programs, Carolyn and Ron Yokubaitis Field at Carl Lewis International Track & Field Complex, one of the nation's largest collegiate baseball video boards, a renovated Houston Football locker room and a short game facility for the Houston Men's and Women's Golf programs.

Named by Chancellor Dr. Renu Khator as Chair for a campus-wide steering committee established to oversee the grand opening events for the \$128 million TDECU Stadium, Yurachek assisted in the cultivation, solicitation and securing of a 10-year, \$15 million-naming rights agreement for TDECU Stadium with the per year value ranking in the top ten nationally for collegiate venue naming rights agreements.

Yurachek was instrumental in the national search and hiring of football and men and women's basketball head coaches (Tom Herman, Kelvin Sampson, Ronald Hughey) while overseeing the development and implementation of a \$500,000 remodeling project to the men and women's basketball locker rooms.

He served as liaison with an architectural design firm on the plans for the \$25-million Guy V. Lewis Development Center as well as overseeing the development and implementation of a \$500,000 facility enhancement to the Athletics/Alumni Center, including the addition of Cougar Cafe, a student-athlete nutrition center.

Yurachek came to Houston after serving four years as Director of Athletics at Coastal Carolina University where he oversaw a department featuring 18 men's and women's NCAA Division I sport programs.

Under Yurachek's leadership, the Chanticleers made 30 NCAA appearances and finished a program-best 79th in the 2012-13 Learfield Director's Cup.

During Yurachek's time of leadership, Coastal hosted an NCAA Baseball Regional; NCAA Baseball Super Regional; NCAA Division I Football championship contests in 2010 and '13; and NCAA Men's Soccer Championship matches in 2011, '12 and '13, as well as winning a competitive bid to host the VisitMyrtleBeach.com Men's and Women's Big South Basketball Champion-

ships in 2013, 2014 and 2015, sponsored by the Myrtle Beach Area Chamber of Commerce.

Coastal Carolina student-athletes posted a 3.028 grade point average (GPA) for the fall 2013 semester and saw its overall GPA rise from 3.053 to 3.108. Of the 434 student-athletes, 253 - or 58.3 percent - posted a GPA between 4.0 and 3.0, including 28 who earned President's List (4.0 GPA for the semester) and an additional 117 who earned Dean's List recognition. Further breakdown shows that 125 of the 175 women student-athletes (71.4 percent) posted a GPA between 4.0 and 3.0, while 128 of the 259 men (49.4 percent) accomplished the feat.

In addition, during Yurachek's tenure Coastal Carolina student-athletes earned:

- 363 All-Big South honors
- 31 All-Big South Player of the Year honors along with 13 Big South Freshman of the Year honors
- 28 All-America honors
- 11 Big South Scholar-Athlete of the Year honors in their respective sports
- 5 Academic All-America honors
- 4 national postgraduate scholarships
- 3 Big South Conference Christenberry Awards for Academic Excellence

With all the success, the Coastal Carolina department operated within a balanced budget during Yurachek's tenure, thanks to his zero-budget initiative and the unprecedented revenues generated with his restructuring of the external relations department. In his first year, the department revenue was at \$560,000, including \$316,000 in ticket sales and sponsorships at \$250,000. After the 2012-13 year, revenue came in at \$1.4 million, thanks to \$549,000 in ticket sales and \$600,000 in sponsorships.

During his time at Coastal, the Department of Athletics added women's lacrosse; launched Champions for Life, a life skills enhancement program for student-athletes; signed a five-year \$1.1 million contract with an athletic apparel provider; established the Letterwinners Association; successfully completed NCAA Cycle 3 Recertification; and has been featured on the front page of the sports section of USA Today

with the headline reading "Coastal Carolina Piles up Sports Success."

Also, during Yurachek's tenure, several major projects that supported intercollegiate athletics totaling more than \$250 million were included in the University's on-going capital improvements across the campus.

The HTC Center opened in 2012 and is the home for Coastal Carolina's men's and women's basketball and women's volleyball programs - as well as the three-year home to the Big South Men's and Women's Basketball Championships. In addition, Adkins Field House, the Boni Belle Baseball/Softball Hitting & Practice Facility, the Will Garland Academic Enhancement Center and the Richard M. Ward MD Sports Performance Center were completed and dedicated while the \$10.2 million Baseball/Softball complex was completed in 2014. Yurachek also secured a 12-court tennis facility and a student-athlete training table facility.

Prior to his appointment at Coastal Carolina University, Yurachek was executive senior associate athletics director at the University of Akron. He led and managed the Zips' external relations unit, which included marketing and promotions, media relations, ticket operations, development (Z-Fund), video operations and merchandising. In addition, he was the sport administrator for men's basketball, men's and women's golf and worked closely with the football program.

He earned his bachelor's degree in business management at Guilford College in 1990, where he was a four-year letter winner in basketball. He earned his master's degree in sports administration from the University of Richmond in 1994.

Born in Richmond, Va., and raised in Charlotte, N.C., Yurachek, and his wife Jennifer have three sons: Ryan, Jake and Brooks. Ryan is a former Marshall University football student-athlete and is a graduate assistant on the Razorback Football staff. Jake is a redshirt-sophomore football student-athlete at the University of Arkansas. Brooks is a sophomore at Fayetteville High School and is a member of the football and boy's basketball teams.



Left to Right: Brooks, Jennifer, Hunter, Jennifer, Ryan and Jake.



ABOUT THE RAZORBACK FOUNDATION

The mission of The Razorback Foundation, Inc., is to support the athletic endeavors of the University of Arkansas Razorbacks. Razorback Athletics is one of a handful of NCAA Division I Athletic Departments in the nation that is financially self-sustaining and requires no UA student fees or taxpayer support.

Razorback Foundation members supply student-athletes with a first-class education and championship-caliber facilities while providing the yearly financial support needed to operate 19 Razorback sport programs.

THE BENEFITS OF BECOMING A MEMBER INCLUDE:

Priority seating



Invitations to special events



Member gifts

Priority parking

15% off at Hog Heaven

Complimentary media guides

IMPACT STUDENT-ATHLETES TODAY!

VALUE OF AN ATHLETIC SCHOLARSHIP

Room, Board & Books	\$15,660
Academic & Personal Development	\$6,101
Media & Promotions	\$11,107
Tuition & Fees	\$10,484
Apparel & Equipment	\$9,689
Medical & Sports Performance	\$16,851
ANNUAL TOTAL	\$69,892
<small>(based off 2019-20 school year)</small>	

UNIQUE WAYS TO BECOME A RAZORBACK FOUNDATION MEMBER

Cardinal & White - Cardinal & White is a philanthropic gift fund of the Razorback Foundation to support facility construction and renovations, student-athlete development opportunities, scholarships and other operations of the Athletic Department designed to enhance the student-athlete experience. Gifts (\$25,000 and above) made to Cardinal & White are philanthropic in nature and are not associated with seating or parking benefits. Supporters of Cardinal & White receive a variety of unique experiences.

ONERazorback Fund - You can now become a member of the Razorback Foundation's ONERazorback Fund with a minimum donation of just \$15. This tax-deductible gift will continue to support the Razorback student-athletes and other athletic endeavors. Whether you live in Arkansas, another state or even another country, the goal of the ONERazorback Fund is simple - generate support from EVERY Razorback alumnus, friend, family member and fan who loves the Hogs.

Small Business Member Program - Small Business Member Program is a new and innovative way for small businesses to partner with the Foundation and to support Razorback student-athletes. For just \$100 annually, Small Business Members receive a Razorback Foundation Small Business Member window cling, priority points, a Razorback Foundation membership packet and a business listing on our website for other members to browse.

CONTACTS US TO LEARN MORE OR JOIN!

479-443-9000 | gohogs@razorbackfoundation.com | RazorbackFoundation.com | Text ONERazorback to 91999

PLAYER DEVELOPMENT

IN FIVE YEARS AS A COLLEGIATE HEAD COACH

- » 1 Conference 6th Man Award
- » 1 Conference Defensive Player of the Year
- » 3 All-American Honors (Caleb Martin 2x, Mason Jones)
- » 2 Conference Players of the Year
- » 2 Conference Newcomers of the Year
- » 5 All-Defensive Team Honors
- » 14 All-Conference Honors

OTHER HIGHLIGHTS

- » 4x - Player led his league in 3-PT FG Made AND Attempts
- » 3x - Player led his league in points scored

2016 - Cameron Oliver - 3rd in the NCAA in Total Blocks

2017 - Cameron Oliver - 9th in the NCAA in Total Blocks

Marcus Marshall - 8th in the NCAA in 3-PT Made/Gm

Jordan Caroline - 10th in the NCAA in FT Att.

2018 - Kendall Stephens - 5th in the NCAA in 3-PT Made

9th in the NCAA in 3-PT Made/Gm

Jordan Caroline - 8th in the NCAA in FT Att.

2019 - Caleb Martin - 6th in the NCAA in 3-PT Att.

2020 - Mason Jones - 1st in the NCAA in FT Made AND Att.

8th in the NCAA in Points/GM

Isaiah Joe - 4th in the NCAA in 3-PT Made/Gm

A CAREER YEAR IN 2019-20



Player (School - Year)	G	PTS/GM	REBS/GM	ASSITS	STEALS	FIELD GOLAS	3-POINTERS	FREE THROWS	MIN
Mason Jones (ARK - 2019)	34	13.9	2.8	58 (1.7)	51 (1.5)	136-337 (.404)	76-208 (.365)	115-143 (.804)	29.3
MASON JONES (ARK - 2020)	31	22.0	5.5	106 (3.4)	50 (1.6)	191-422 (.453)	68-194 (.351)	233-282 (.826)	33.7
» 2020 SEC Player of the Year / All-American / Finalist for the Jerry West Award » Led the NCAA in FT Made and Attempts - Ranked 8th in NCAA / 1st in the SEC in ppg									



Player (School - Year)	G	PTS/GM	REBS/GM	ASSITS	STEALS	FIELD GOLAS	3-POINTERS	FREE THROWS	MIN
Isaiah Joe (ARK - 2019)	34	13.6	3.9	96 (2.8)	31 (0.9)	148-358 (.413)	113-273 (.414)	62-82 (.756)	30.1
ISAIAH JOE (ARK - 2020)	26	16.9	4.1	45 (1.7)	36 (1.4)	132-360 (.453)	94-275 (.342)	81-91 (.890)	36.0
» Ranked 4th in the NCAA / 1st in the SEC in 3-pointers made per game (3.62) » Despite missing five games due to injury, still led the SEC - and ranked 18th in the NCAA - in total 3's made (94)									



Player (School - Year)	G	PTS/GM	REBS/GM	ASSITS	STEALS	FIELD GOLAS	3-POINTERS	FREE THROWS	MIN
Jimmy Whitt Jr. (SMU - 2019)	30	12.3	6.4	119 (3.9)	43 (1.4)	162-332 (.488)	4-28 (.143)	42-74 (.568)	35.1
JIMMY WHITT JR. (ARK - 2020)	32	14.0	5.1	69 (2.2)	44 (1.4)	181-372 (.487)	0-1 (.000)	87-123 (.707)	37.0
» Ranked 19th in the NCAA / 2nd in the SEC in minutes played - 7th in the SEC in FG% (.487 - 25th among Division I guards), 7th in FG Made (181) and 11th in steals (1.38) » Was the only graduate transfer to move up to a power conference and average more points than his previous season									



Player (School - Year)	G	PTS/GM	REBS/GM	ASSITS	STEALS	FIELD GOLAS	3-POINTERS	FREE THROWS	MIN
Adrio Bailey (ARK - 2019)	34	5.6	3.0	25 (0.7)	25 (0.7)	76-171 (.444)	2-12 (.167)	36-57 (.632)	18.6
ADRIO BAILEY (ARK - 2020)	32	6.6	4.4	19 (0.6)	39 (1.2)	76-157 (.484)	15-39 (.385)	35-67 (.522)	24.3
» 1 of 5 Razorbacks to finish his career with at least 100 blocked shots and 90 steals - Named SEC Defensive Player of the Year by HoopsHD.com » Signed professional contact and playing for Oroszlányi Sport Egylet Lions of the Hungarian A Division									

TEAM SUCCESS

IN FIVE YEARS AS A COLLEGIATE HEAD COACH

- » Led the NCAA in 3-pt FG Percentage Defense (2020)
- » Led the NCAA in Free Throws Made (2016)
- » Ranked 1st (3x) or 2nd (2x) in the league in FT Made
- » Ranked 1st (3x) or 2nd (2x) in the league in FT Attempts
- » 5x - Ranked among NCAA top 25 in FT Made AND Attempts
- » 4x - Led the league in Fewest Turnovers (2017, '18, '19, '20)
- » 3x - Led the league in Assist-To-Turnover Ratio (2017, '18, '19)
- » 3x - Led the league in Scoring Margin (2017, '18, '19)
- » 3x - Led the league in W-L Percentage (2017, '18, '19)
- » 3x - In NCAA top 20 in 3PTFG% Defense (2017, '18, '20)

OTHER HIGHLIGHTS

- » 2nd in the NCAA in Assist-To-Turnover Ratio (2018)
- » 2nd in the NCAA in Total Rebounds (2016)
- » 3rd in the NCAA in Total Blocked Shots (2016)
- » 4th in the NCAA in Rebound Margin (2016)
- » 4th in the NCAA in Fewest Turnovers Per Game (2018)
- » 7th in the NCAA in Blocks Per Game (2016)
- » 9th in the NCAA in Scoring Margin (2019)
- » 9th in the NCAA in Turnover Margin (2020)
- » 10th in the NCAA in Total Assists (2018)

2020-21 ARKANSAS MEN'S BASKETBALL

SCHEDULE

NOV 25	MISS VALLEY STATE
NOV 28	NORTH TEXAS
DEC 2	UT ARLINGTON
DEC 5	LIPSCOMB
DEC 8	@TULSA
DEC 12	CENTRAL ARKANSAS
DEC 20	ORAL ROBERTS
DEC 22	ABILENE CHRISTIAN
DEC 30	@AUBURN
JAN 2	MISSOURI
JAN 6	@TENNESSEE
JAN 9	GEORGIA
JAN 13	@LSU
JAN 16	@ALABAMA
JAN 20	AUBURN
JAN 23	@VANDERBILT
JAN 27	OLE MISS
JAN 30	@OKLAHOMA STATE
FEB 2	MISSISSIPPI STATE
FEB 6	TEXAS A&M
FEB 9	@KENTUCKY
FEB 13	@MISSOURI
FEB 16	FLORIDA
FEB 20	@TEXAS A&M
FEB 24	ALABAMA
FEB 27	LSU
MAR 2	@SOUTH CAROLINA