



# UT ARLINGTON MEN'S BASKETBALL

## 2020-21 INFOGRAPHIC GAME NOTES

NCAA: 2008 ||| NIT: 1981, 2012, 2017 ||| CIT: 2013, 2016 ||| SUN BELT FINALIST: 2018, 2019

Associate AD for Communications: Jason MacBain | Cell: 315.750.0236 | Email: jason.macbain@uta.edu | Twitter: @JaBain

### SCHEDULE/RESULTS

#### NOVEMBER (1-2)

25	RV OKLAHOMA STATE (ESPN2)	L, 75-68
27	Louisiana Tech <sup>1</sup>	L, 76-71
28	vs. Northwestern State <sup>1</sup>	W, 80-71

#### DECEMBER (0-0)

2	Arkansas (SEC NETWORK)	8 PM
4	Tulsa	4 PM
11	HARDIN-SIMMONS (ESPN+)	6 PM
19	Oral Roberts	2 PM
22	HOWARD PAYNE (ESPN+)	6 PM

#### JANUARY (0-0)

1	Little Rock* (ESPN+)	4 PM
2	Little Rock* (ESPN+)	4 PM
8	ULM* (ESPN+)	6 PM
9	ULM* (ESPN+)	4 PM
15	LOUISIANA* (ESPN+)	6 PM
16	LOUISIANA* (ESPN+)	4 PM
22	LITTLE ROCK* (ESPN+)	6 PM
23	LITTLE ROCK* (ESPN+)	4 PM
29	Arkansas State* (ESPN+)	6 PM
30	Arkansas State* (ESPN+)	4 PM

#### FEBRUARY (0-0)

5	ULM* (ESPN+)	6 PM
6	ULM* (ESPN+)	4 PM
11	TEXAS STATE* (ESPN+)	6 PM
13	Texas State* (ESPN+)	4 PM
19	Louisiana* (ESPN+)	6 PM
20	Louisiana* (ESPN+)	4 PM
26	ARKANSAS STATE* (ESPN+)	6 PM
27	ARKANSAS STATE* (ESPN+)	4 PM

#### MARCH (0-0)

5	Sun Belt Tournament 1st Round (ESPN+)	5/7:30 PM
6	Sun Belt Tournament Quarterfinals (ESPN+)	5/7:30 PM
7	Sun Belt Tournament Semifinals (ESPN+)	5/7:30 PM
8	Sun Belt Tournament Final (ESPN2)	TBA

**HOME GAME** | All Times Central & Subject To Change

<sup>1</sup> Louisiana Tech Classic

\* Sun Belt Conference Game

Sun Belt Tournament To Be Held In Pensacola, Fla.  
(Games To Be Played Simultaneously At The Pensacola Bay Center & Hartsell Arena)

Please refer to the University of Texas at Arlington as **UT Arlington**. UTA is acceptable on second reference. Using Texas-Arlington, UT-Arlington or any other form is incorrect.

### UT ARLINGTON @ ARKANSAS

Fayetteville, AR | Bud Walton Arena (19,200)

TV: SEC Network | Dave Neal | Daymeon Fishback

Radio: KTNO 620 AM | TuneIn App | Josh Sours

Live Statistics: UTStats.com

Series History: Arkansas Leads, 8-0 (More: Page 2)

#MavUpBaby | #SunBeltMBB



@UTAMavsMBB  
1-2

HC: Chris Ogden (32-36)

HC: Eric Musselman (132-46)



@RazorbackMBB  
2-0

UTA HAS PLAYED THE NATION'S 3RD-HARDEST (2019-20) AND 7TH-HARDEST (2018-19) NON-CONFERENCE SCHEDULES THE LAST TWO SEASONS

### PRIMARY UTA STORYLINES

UTA's challenging opening stretch to this unprecedented season continues as the Mavericks will face their third opponent already this year which won 20 games a season ago and/or finished in the top 100 of the NET (Arkansas: 20 wins & 43 NET -- *More Info, Page 4*). It will mark the third time in the last five seasons (2016, 2018) that UTA and Arkansas will face each other in Fayetteville. Even though the last meeting was just two seasons ago, David Azore and Patrick Mwamba are the only current UTA members who played in that game.

The Mavs rank 7th in the nation in total steals (31; Oklahoma State: 12, Louisiana Tech: 7, Northwestern State: 12). Meanwhile, Shahada Wells is 5th in the country with 10 thefts, including a five-steal performance against OSU. On the other side of the ball, UTA ranks 12th nationally in fewest turnovers as the Mavs only average 9 giveaways per game.

### PROBABLE STARTERS

20

#### NICOLAS ELAME (G)

So. | 6-3 | 185 | Paris, France  
10.3 PPG | 5.7 RPG | 4 APG

Has Led UTA In Assists In 2 Of 1st 3 Games



13

#### SHAHADA WELLS (G)

Jr. | 6-0 | 176 | Amarillo, Texas  
18 PPG | 5 RPG | 2 APG

Has Led (Or Tied) UTA In Scoring In Every Game



4

#### DAVID AZORE (G)

R-Jr. | 6-4 | 205 | Houston, Texas  
14.7 PPG | 6.7 RPG | 1.3 APG

Sun Belt Preseason Second Team Member



23

#### PATRICK MWAMBA (F)

R-So. | 6-7 | 201 | Bukavu, Congo  
5.3 PPG | 5.3 RPG | 0.7 APG

1st Career Double-Double vs. Northwestern St.



10

#### FREDELIN DE LA CRUZ (F)

Jr. | 6-7 | 220 | El Seibo, D.R.  
7.3 PPG | 6.7 RPG | 50% FG

Double-Double (12 & 10) vs. Northwestern St.



### TWEETABLES

**1)** UTA has already had six different players reach double-figure scoring in a game: Shahada Wells, David Azore, Patrick Mwamba, Nicolas Elame, Sam Griffin and Fredelin De La Cruz.

**2)** Additionally, the Mavs have already had three different players record a double-double this year: Azore, Mwamba and De La Cruz; Mwamba and De La Cruz both posted double-doubles last time out against Northwestern State.

**3)** UTA has bettered its scoring performance in each game so far this season: 68 versus OSU, 71 at LA Tech and 80 opposite Northwestern State. All three games have been decided by single digits.

**4)** In stark contrast to the opening halves of its first two games of the season in which UTA averaged 32 percent from the floor and 27.5 points, the Mavs connected at a 50-percent clip against Northwestern State and scored 45 points.

## ABOUT UT ARLINGTON

### GENERAL INFORMATION

Location..... Arlington, Texas  
Global Enrollment..... 43,000 (Campus) 61,000 (Global)  
Founded..... 1895  
Colors..... Blue, Orange & White  
Nickname..... Mavericks  
Home Court..... College Park Center  
Capacity..... 7,000  
Conference Affiliation..... Sun Belt Conference  
President *ad interim*..... Teik C. Lim, Ph.D.  
Director of Athletics..... Jim Baker

### COACHING STAFF

Head Coach..... Chris Ogden (Texas '04 / 3<sup>RD</sup> Year)  
Record At UTA..... 32-36  
Career Record..... Same  
Associate Head Coach..... Greg Young (Howard Payne '86 / 12<sup>TH</sup> Year)  
Assistant Coach..... Riley Davis (Texas '11 / 3<sup>RD</sup> Year)  
Assistant Coach..... Royce Johnson (Thomas Edison '13 / 3<sup>RD</sup> Year)

### SUPPORT STAFF

Director Of Operations..... Parker Eidson (Tennessee '16 / 3<sup>RD</sup> Year)  
Video Coordinator..... Matt McGann (Oklahoma State '17 / 3<sup>RD</sup> Year)  
Strength Coach..... Dominick Walker (McMurry '13 / 3<sup>RD</sup> Year)  
Athletic Trainer..... Royal Milton III (Nicholls State '13 / 1<sup>ST</sup> Year)  
Analytics Coordinator..... Matthew Winsberg (LSU '17 / 2<sup>ND</sup> Year)  
Administrative Assistant..... Rachael Holmes (McMurry '13 / 3<sup>RD</sup> Year)

### HISTORY

First Year of Basketball..... 1959-60  
Total Years of Basketball..... 61  
All-Time Record..... 765-954  
Overall Record in College Park Center (2012-Present)..... 86-37

Years In Sun Belt Conference..... 7 (2013-Present)  
All-Time Sun Belt Record..... 78-54 (.591)  
Sun Belt Regular Season Championships..... 1 (2017)  
Sun Belt Tournament Championships..... 0  
Sun Belt Tournament Finalist..... 2 (2018, 2019)

Years In Western Athletic Conference..... 1 (2012-13)  
All-Time WAC Record..... 11-7 (.611)  
WAC Regular Season Championships..... 0  
WAC Tournament Championships..... 0

Years In Southland Conference..... 48 (1964-2012)  
All-Time Southland Record..... 289-354 (.442)  
Southland Regular Season Championships..... 2 (2004, 2012)  
Southland Tournament Championships..... 1 (2008)

NCAA Tournament Appearances..... 1 (2008)  
NCAA Tournament Record..... 0-1  
NIT Appearances..... 3 (1981, 2012, 2017)  
NIT Record..... 2-3  
CIT Appearances..... 2 (2013, 2016)  
CIT Record..... 1-2

### ATHLETIC COMMUNICATIONS

Associate AD for Communications..... Jason MacBain  
Cell / Office Phone..... 315.750.0236 / 817.272.2239  
E-Mail..... jason.macbain@uta.edu  
Mailing Address..... Box 19950, Arlington, TX 76019  
Overnight/Shipping Address..... 601 Spaniolo Drive  
..... College Park Center, Ste. 1102-E, Arlington, TX 76019  
Website..... UTAMavs.com  
Twitter, Instagram & Facebook..... @UTAMavsMBB /UTAMavsMBB

## ABOUT THE MATCHUP

RAZORBACKS



**Arkansas has wins over Mississippi Valley State, 142-62, last Wednesday and North Texas, 69-54, on Saturday.**

### SERIES HISTORY -- Arkansas Leads, 8-0

Date	Location	W/L	Score
12.18.65	Fayetteville	L	78-64
12.14.68	Fayetteville	L	80-69
12.27.68	Little Rock	L	87-78
12.13.69	Arlington	L	85-73
11.22.99	Fayetteville	L	102-95 <sup>(OT)</sup>
12.31.10	Fayetteville	L	87-74
11.18.16	Fayetteville	L	71-67
11.23.18	Fayetteville	L	78-60

• The Razorbacks have five players averaging between 13 and 17 points per game, led by Desi Sills at 16.5. Sills was an SEC Preseason Second Team selection.

• Arkansas' 2020 recruiting class was a consensus top-10 group nationally – already the second top-ranked recruiting class UTA will have faced this season (Oklahoma State: #4). The group features a quartet of 4-star recruits, but does not include a handful of transfers who rank among the top-50 in the nation.

• In total, Arkansas features a school-record 11 new scholarship players. Only three players return from last year's club – tied for the 2nd-fewest returners of any team in the nation.

• Arkansas led the nation in 3-point defensive percentage last year at 27.2 percent; UTA ranked 20th in that same category (29.6 percent – setting a single-season program record).

## COVID-19 IMPACTS

**THE START OF THE SEASON WAS PUSHED BACK  
THREE WEEKS TO NOV. 25**

**THE MAXIMUM AMOUNT OF REGULAR-SEASON GAMES  
THAT CAN BE PLAYED IS 27 (WAS PREVIOUSLY 31)**

**STUDENT-ATHLETES WHO COMPETE DURING THE  
2020-21 SEASON WILL BE GRANTED AN EXTRA YEAR  
OF ELIGIBILITY AND, IF NECESSARY, AN  
ADDITIONAL YEAR IN WHICH TO COMPLETE IT**

**UTA WILL BE TESTED THREE TIMES PER WEEK**

**THE NCAA GRANTED THE SUN BELT'S REQUEST  
TO ALLOW ELECTRONIC DEVICES ON THE BENCH;  
EACH TEAM WILL BE PERMITTED TWO (2) TABLETS  
ON THE BENCH TO ACCESS IN-GAME STATISTICS**

**UTA Athletics officials are planning to allow approximately 600 fans at all home games this season, with tickets being sold in pods of two (2) or four (4).**





## PRESEASON SUN BELT SELECTION

David Azore has been named to the 2020-21 Sun Belt Conference Preseason Second Team, as voted on by the league's head coaches. Azore – UTA's leading returning scorer at 14 points per game – was selected to the Sun Belt Second Team last year, in addition to earning a spot on the NABC All-District Second Team.

The Houston native also led the Mavericks in steals (33) and free-throws made (119) last season, while tying for the team lead in assists (3.7 per game) and ranking 3rd in rebounding (4.8 per contest). Those 119 connections from the charity stripe by Azore represented 29 percent of UTA's total free throws made during the season (409).

## 2020-21 SUN BELT CONFERENCE PRESEASON ALL-CONFERENCE TEAMS

### FIRST TEAM

Ruot Monyyong, Little Rock (POTY)  
Markquis Nowell, Little Rock  
Justin Forrest, Appalachian State  
Kane Williams, Georgia State  
DeVante Jones, Coastal Carolina

### SECOND TEAM

**David Azore, UT Arlington**  
Mylik Wilson, Louisiana  
Marquis Eaton, Arkansas State  
Elijah McCadden, Georgia Southern  
Justin Roberts, Georgia State

### THIRD TEAM

Cedric Russell, Louisiana  
Michael Flowers, South Alabama  
Ben Coupet Jr., Little Rock  
Zack Bryant, Georgia Southern  
Caleb Fields, Arkansas State

## PRESEASON COACHES POLL

UTA was one of only four teams to receive a 1st-place vote as the Mavericks were picked to finish 3rd in the West Division of the Sun Belt Conference Preseason Coaches Poll.

### EAST DIVISION

Georgia State: 131 (1)  
South Alabama: 98  
Coastal Carolina: 86  
Appalachian State: 79  
Georgia Southern: 55  
Troy: 22

### WEST DIVISION

Little Rock: 140 (9)  
Louisiana: 106 (1)  
**UT Arlington: 87 (1)**  
Arkansas State: 49  
Texas State: 47  
ULM: 35



## AMONG THE SUN BELT CONFERENCE'S BEST

OVER THE PAST SIX SEASONS, UTA HAS THE 2ND-BEST RPI/NET AMONG ALL SUN BELT TEAMS

Team	2014-15	2015-16	2016-17	2017-18	2018-19	2019-20	Average
1) Georgia State	54	177	106	116	126	134	119
<b>2) UT Arlington</b>	<b>180</b>	<b>107</b>	<b>40</b>	<b>112</b>	<b>160</b>	<b>129</b>	<b>121</b>
3) Louisiana	123	145	114	65	194	230	145
4) Georgia Southern	111	244	144	143	128	147	153
5) ULM	125	104	294	224	145	255	191
6) Texas State	233	241	172	247	139	120	192
7) Coastal Carolina			174	251	153	188	192 *
8) Little Rock	276	42	241	308	237	140	208
9) South Alabama	271	240	229	271	236	169	236
10) Arkansas State	278	284	113	295	252	202	237
11) Appalachian State	243	262	295	250	215	181	241
12) Troy	312	295	150	197	259	274	248
Sun Belt Rank (Out Of 32)	19	17	13	20	17	14	17

\* Based On Four-Year Sun Belt Membership | 2014-18 RPI Formula Was Utilized | 2018-20 NET Formula Was Utilized



**2020-21 @UTAMavsMBB NON-CONFERENCE SCHEDULE**

 <b>WEDNESDAY NOV. 25</b> VS. OKLAHOMA ST. 3:00 PM   COLLEGE PARK CENTER	 <b>FRIDAY NOV. 27</b> AT LOUISIANA TECH 6:30 PM   HOUSTON, LA.
 <b>SATURDAY NOV. 28</b> VS. NORTHWESTERN ST. 3:00 PM   HOUSTON, LA.	 <b>WEDNESDAY DEC. 2</b> AT ARKANSAS TBA   FAYETTEVILLE, ARK.
 <b>FRIDAY DEC. 4</b> AT TULSA TBA   TULSA, OKLA.	 <b>FRIDAY DEC. 11</b> VS. HARDIN SIMMONS 6:00 PM   COLLEGE PARK CENTER
 <b>SATURDAY DEC. 19</b> AT ORAL ROBERTS 2:00 PM   TULSA, OKLA.	 <b>TUESDAY DEC. 22</b> VS. HOWARD PAYNE 6:00 PM   COLLEGE PARK CENTER

## SCHEDULE ALTERATIONS

Like every team's non-conference schedule, UTA's was drastically impacted and looks significantly different now than it did in late spring. The non-league docket features eight contests – three at home, one at a neutral site and four on the road. Each of those games are drivable and regionally located.

UTA will play five games in 10 days to open the season, including two Power-5 teams (vs. Oklahoma State, @ Arkansas) and three opponents which won at least 20 games a season ago (@ Louisiana Tech, @ Arkansas, @ Tulsa).

UTA's 18-game Sun Belt schedule will begin on Jan. 1 at Little Rock. The league switched to a divisional conference schedule in 2020-21 to help mitigate the travel impacts associated with COVID-19. For UTA that means solely home-and-home weekend series with the five other West Division opponents: Little Rock, Louisiana, Arkansas State, Texas State and ULM.

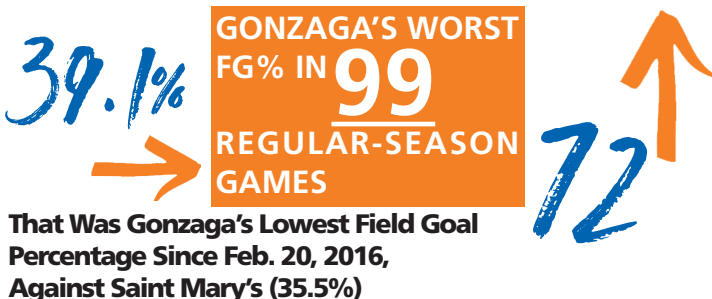
**Despite all the scheduling issues, UTA will still impressively play four of its six Division-I non-league games against teams which finished in the top-100 of the NET last season (Arkansas: 43; Oklahoma State: 64; Tulsa: 78; Louisiana Tech: 87).**

## HARD-LUCK LOSSES / LAST YEAR'S SCHEDULE BREAKDOWN

After playing the nation's 7th-hardest non-conference strength of schedule in 2018-19, UTA played the 3rd-most difficult non-league slate in 2019-20. Through that extremely-challenging slate and the Sun Belt schedule, the Mavericks remained extremely competitive despite finishing 14-18 overall and 10-10 in the Sun Belt. Among those notable accomplishments:

- **Six Losses By One Possession – Three Points Or Less**
- **Three Losses By One Point – Tied For The Most In Single-Season Program History**
  - o Also occurred in 1974-75, 1977-78, 1982-83 and 1987-88.
  - o All three setbacks came at the buzzer or in the final 4 seconds as the opponent hit a game-winning shot: Furman (58-57; floater with 3.8 seconds left), Louisiana (66-65; 3-pointer at the buzzer) and Coastal Carolina (63-62; jumper at the buzzer).
- **13 Of The 18 Losses Were By Eight Points Or Less**
  - o One of those was to then-#8 Gonzaga, 72-66, as UTA led for 16 minutes and locked down on the Bulldogs.

**Gonzaga's fewest points in a home non-conference game since Dec. 10, 2016 (61 vs. Akron as part of a 61-43 win).**



**39.1%** → **GONZAGA'S WORST FG% IN 99 REGULAR-SEASON GAMES** → **72**

**That Was Gonzaga's Lowest Field Goal Percentage Since Feb. 20, 2016, Against Saint Mary's (35.5%)**

- **Of UTA's Nine Division-I Non-Conference Opponents, Eight Of Them Finished In Either 1st Or 2nd Place In Their Respective League**

- o Tulsa: T-1st, American; UTA Won, 73-59
- o Nevada: 2nd, Mountain West; UTA Lost, 80-73
- o Oregon: 1st, Pac 12; UTA Lost, 67-47
- o Gonzaga: 1st, West Coast; UTA Lost, 72-66
- o Furman: 2nd, Southern; UTA Lost, 58-57
- o North Texas: 1st, Conference USA; UTA Lost, 77-66
- o UC Santa Barbara: 2nd, Big West; UTA Lost, 72-68
- o Houston: T-1st, American; UTA Lost, 71-63

## NET CHANGES

Prior to this season, the NCAA Division I Men's Basketball Committee announced that the NCAA Evaluation Tool (NET) will be changed to increase accuracy and simplify it by reducing a five-component metric to just two. The remaining factors include the Team Value Index (TVI), which is a result-based feature that rewards teams for beating quality opponents, particularly away from home, as well as an adjusted net efficiency rating. The adjusted efficiency is a team's net efficiency, adjusted for strength of opponent and location (home/away/neutral) across all games played. For example, a given efficiency value (net points per 100 possessions) against stronger opposition rates higher than the same efficiency against lesser opponents and having a certain efficiency on the road rates higher than the same efficiency at home. No longer will the NET use winning percentage, adjusted winning percentage and scoring margin.



## LOCKED IN ON DEFENSE

The Mavs have produced two of the best single seasons on the defensive side of the ball in program history under Chris Ogden's guidance.

**4<sup>TH</sup>** UTA held opponents to 68.4 points per game in 2019-20 – the 4th-fewest in program history; that came on the heels of a 69.8 point-per-game average in 2018-19 – the 8th-best in program history.

In terms of opponent field-goal percentage, UTA limited foes to only 41.2 percent last year – tied for the 5th-lowest in program history; in 2018-19, the Mavs held opponents to 42.3 percent – the 7th-best in program history.



ST

- 1 29.6 PERCENT (2019-20)
- 2 29.8 PERCENT (2018-19)
- 3 30.2 PERCENT (1984-85)

UTA SET THE SINGLE-SEASON PROGRAM RECORD FOR DEFENSIVE 3-POINT PERCENTAGE LAST YEAR, LIMITING OPPONENTS TO JUST 29.6 PERCENT FROM BEYOND THE ARC – BREAKING THE PREVIOUS RECORD OF 29.8 PERCENT SET IN 2018-19.

**DEFENSIVE 3-PT% SINGLE-SEASON RECORD**

## AZORE CLOSING IN ON HISTORY

David Azore entered the season with 718 career points – well on pace to become only the 26th player in program history to reach the 1,000-point milestone (currently: 762).

Only three players in program history have scored more than 1,500 career points: Willie Brand (1,907 from 1987-91), Kevin Hervey (1,783 from 2014-18) and Erick Neal (1,557 from 2014-18). **Among those three players, only one has scored more points through his first two years than Azore:**

Brand: 979 Points

Neal: 622 Points

**Azore: 718 Points**

Hervey: 510 Points

UTA finished in the top-40 in the nation in four key statistical categories last season: assist-to-turnover ratio (16th, 1.3), defensive 3-point percentage (20th, 29.6), fewest turnovers per game (29th, 11.2) and assists per game (35th, 14.9).

## DECADE OF SUCCESS

UTA's first season of basketball took place in 1959-60, and since that opening year the Mavs have improved significantly in each of their six decades. Below are the average amount of wins each decade:

DECADE	AVG. WINS
60s →	8.4
70s →	9.2
80s →	11.1
90s →	13.0
00s →	15.1
10s →	19.0

Despite ending last year with just 14 victories, UTA still finished with an average of 19 wins per season in the 2010s – by far the highest in program history. UTA has posted seven 20-win seasons in its 60-year history, but five of those have come since 2007-08:

Year	Record	Postseason
2016-17	27-9	NIT
2015-16	24-11	CIT
2011-12	24-9	NIT
2017-18	21-13	----
2007-08	21-12	NCAA
1990-91	20-9	----
1980-81	20-8	NIT

## BLACK HISTORY MONTH SHIRTS



UTA donned these warmup shooting shirts for Black History Month this past February.



With a concept created by Video Coordinator Matthew McGann, each player and staff member chose who he wanted featured on the front of his own shirt and the Kobe Bryant quote on the back of each.

Each player and staff member then had to give a presentation – spaced out throughout the month – to the team about why he chose that person and why that person was symbolic to him and African American history.

## FREE-THROW EMPHASIS

In 2019-20, UTA connected at a 74.8 percent clip from the free-throw line – the 4th-best percentage in single-season program history. In 2018-19, the Mavs went 74.1 percent from the charity stripe – the 6th-best percentage in single-season program history. Those are two of only six seasons of 74+ percent from the free-throw line in the 61-year history of the program.

## NEWCOMER DIVERSITY

UTA has seven newcomers on its roster this year, and in a unique twist each class is represented:

### Freshmen

Brandyn Talbot, Antonio Romanelli

### Sophomore

Kaodirichi Akobundu-Ehiogu

### Juniors

Shahada Wells, Fredelin De La Cruz, Carson Bischoff

### Senior

Lazaro Rojas

The Mavs are one of only 14 teams in the nation to have a newcomer in each class: California Baptist, East Tennessee State, Georgia, Georgia Southern, Hawaii, Montana State, New Mexico State, Oral Roberts, Portland State, Seattle, SIU Edwardsville, Weber State and Wichita State.

## MAHOMES & MARQUIS

Kansas City Chiefs Quarterback, Super Bowl LIV MVP and 2018 NFL MVP Patrick Mahomes was UTA red-shirt sophomore McKade Marquis's 6th-grade basketball coach. Mahomes and Marquis are both from Whitehouse, Texas, and when Mahomes was in 11th grade at Whitehouse High School, he served as Marquis's 'Boomtown' team coach. Marquis and Mahomes' younger brother, Jackson, are best friends. Jackson is pictured immediately to McKade's right (arms crossed).



## SCENIC SHOOTAROUND / WALK-THRU LOCATIONS

UNDER OGDEN, UTA HAS HELD GAMEDAY SHOOTAROUNDS AT NON-TRADITIONAL LOCATIONS



Pismo Beach, CA || Dec. 21, 2018  
UTA 75 Cal Poly 70 (OT)



Monroe, LA (Dicks) || Jan. 18, 2020  
UTA 78 ULM 58



Myrtle Beach, SC || Jan. 12, 2019  
UTA 61 Coastal Carolina 58



New Orleans, LA || Mar. 17, 2019  
UTA 64 Georgia State 73 (SBC FINAL)

HOTEL ROOFTOP



CORNER OF ARLINGTON AVE

Reno, NV || Nov. 12, 2019  
UTA 73 Nevada 80



## COVID QUARANTINE SCENES



UTA players spent their COVID quarantine numerous ways, from staying local to working out in parking garages to returning home thousands of miles away. Below are a few examples of how they spent their time; for a breakdown of more players, view their bios on the ensuing pages.

← A native of Paris, Nicolas Elame returned to France to be with his parents after visiting family in Houston for several weeks. He stayed in shape by running around the streets of Paris, including the Eiffel Tower.

↓ An avid outdoorsman, Grayson Carter fished for several hours almost every day at a family residence in Wright City, Okla. (pop. ~800). On one April day, he caught 24 crappies, most of which are pictured below.



## CIVIL RIGHTS EMPHASIS

Since taking over the program, Chris Ogden has placed an emphasis on discovering and exploring the city in which the Mavs are playing, many times ensuring it's an educational experience related to civil rights.

Among numerous trips last year, UTA visited Lorraine Motel – the site of Martin Luther King Jr.'s assassination – and **Little Rock Central – the high school of the Little Rock Nine who bravely paved the way for desegregation in public schools. The Mavs – who had 100% voter registration among those eligible for this past election – also practiced at Little Rock Central.**



## WIN-LOSS COMPARISON

**UTA statistical averages in wins and losses last season (14-18 record):**

Category	Losses	Wins
PPG	67.2	75.0
FG%	37.9	46.4
FG D%	43.7	37.9
APG	13.0	17.4

## RE-TWEETS

**1)** UTA and Georgia Southern are the only two Sun Belt Conference teams to have posted six-straight years of double-figure league victories.

**2)** The Mavs went 9-9 in SBC action in their first year in the conference in 2013-14, and since then have posted at least 10 Sun Belt wins in every season.

**3)** Despite finishing last year with a 14-18 record, UTA still posted the 2nd-highest NET Ranking (formerly the RPI) in the Sun Belt at #129 – behind only Texas State at #120.

**4)** UTA owns the 2nd-most wins against Sun Belt opponents (78) since joining the league in 2013-14 (Georgia State: 90; Louisiana: 78).

**5)** UTA finished in 7th place in the Sun Belt regular-season standings last year with a 10-10 record – the first time since joining the league in 2013-14 that it did not finish in the top-5 of the conference (was the only team in the league to have accomplished that feat).

**6)** The Mavs have a pair of current 15-game winning streaks: Houston Baptist (1980-2014) and Texas Wesleyan (1984-2009).

**7)** Over the last 12 years, UTA has finished with a positive scoring margin 10 times; in the first 48 years of the program, that occurred just eight times.



Famed WWE personality The Undertaker (Mark Calaway) played basketball at Texas Wesleyan University, about 20 minutes down I-30 from UTA in Fort Worth. **Current UTA associate head coach Greg Young was an assistant coach at TWU during Calaway's time with the Rams in the mid-80s.**

## HOME SUCCESS

- Since 2015-16, UTA has compiled an impressive 57-19 record in College Park Center.
- 13-2 in 2015-16, 14-1 in 2016-17, 13-2 in 2017-18, 9-5 in 2018-19, 8-8 in 2019-20 and 0-1 so far in 2020-21. **Included in that stretch was a 21-game regular-season winning streak.**
- The 14 victories in 2016-17 equaled a program record, set in 2007-08, for most home wins. The only loss was a four-point setback to Cal State Bakersfield in the NIT Quarterfinals.

Record	Season	Site
14-1	2016-17	College Park Center
14-3	2007-08	Texas Hall
13-2	2017-18	College Park Center
13-2	2015-16	College Park Center
12-1	2011-12	Texas Hall (8-1), CPC (4-0)
12-2	2003-04	Texas Hall


## CPC ATTENDANCE HIGHS

1)	6,421	11/16/12	MBB vs. Oklahoma
2)	6,336	3/22/17	MBB vs. CSU Bakersfield (NIT)
3)	6,228	2/1/12	M/WBB vs. UTSA
4)	6,186	1/24/19	WBB vs. Georgia Southern
5)	6,105	12/3/15	MBB vs. North Texas
6)	5,714	1/16/20	WBB vs. Louisiana
7)	5,390	3/20/17	MBB vs. Akron (NIT)
8)	5,272	2/11/12	MBB vs. Texas State
9)	5,033	1/23/16	MBB vs. Little Rock
10)	5,011	2/9/17	WBB vs. Little Rock



## ABOUT THE CPC

The Mavericks have called the beautiful College Park Center home since the 7,000 all chair-back seat multi-purpose arena opened on Feb. 1, 2012. The \$78 million project broke ground on March 5, 2010, and opened less than two years later. The arena is part of a 20-acre section of campus known as the College Park District, which includes a residence hall, student apartments, a 4.62 acre park, restaurants and three parking garages. The arena features 4,055 lower bowl seats, in addition to a 2,800-square-foot hospitality suite. A distinctive feature is a center hung 4-sided Daktronics LED scoreboard with an additional end zone LED display, ribbon displays and scorer's table. The lower concourse contains sports medicine facilities, two full-sized practice courts, a 2,500-sq-ft weight room, a press center, an academic support study center and coaches' office suites. In addition to Mavericks basketball and volleyball events, the facility hosts a variety of concerts, speaking engagements and other events. The WNBA's Dallas Wings also call College Park Center home during their season.



**Longtime associate head coach Greg Young was named the top assistant coach in the Sun Belt Conference this summer, as unveiled by Stadium's Jeff Goodman.**

Young, who is in his 12th season with UTA, was voted as the top assistant coach in the league by his peers as Goodman polled at least 20 coaches in the conference.

Since joining UTA in 2009-10, Young has helped guide the Mavs to a 207-152 record (.577) and advanced to the postseason four times: 2012 NIT, 2013 CIT, 2016 CIT and 2017 NIT.

He has been a member of two regular-season championship teams – 2012 Southland Conference and 2017 Sun Belt – in addition to reaching the Western Athletic Conference Tournament Final in 2013 and the Sun Belt Tournament Final in both 2018 and 2019.


## GLOBAL PRESENCE

The UTA roster this year is represented by seven different countries, five different continents and three different states: Nigeria and Congo (Africa), Canada and Dominican Republic (North America), Brazil (South America), France (Europe) and Australia; Texas, Utah and Florida. **The seven different countries represented on one roster are tied for the 2nd-most in the nation (Maine, 8).** While he lists his hometown as Mesquite, Texas, Akobundu-Ehiogu was born in Nigeria and lived there until he was 13.



NBA Academies, a network of elite basketball training centers around the world, include educational development for top male and female prospects from outside the U.S. and mark the NBA's signature elite player development initiative. The initiative exposes elite prospects to NBA-level coaching, facilities and competition and provides a global framework for them to maximize their success.

**Patrick Mwamba (NBA Academy Africa) is one of currently 35 academy products worldwide playing Division-I basketball (or whom have signed to play); seven currently playing professionally.**





## T.J. FORD APPEARANCE



Former National Player of the Year T.J. Ford attended UTA's 2019-20 season opener. Ford was teammates with Chris Ogden at Texas for the two years he was with the Longhorns in 2001-02 and 2002-03. Ford and Ogden helped lead Texas to the Final Four in 2003 for the first time since 1947.

## MAVERICKS IN THE PROS

On Dec. 12, 2019, former UTA standout Kevin Hervey signed a two-way contract with the Oklahoma City Thunder. **UTA's all-time leading rebounder (921) and 2nd-leading scorer (1,783), Hervey became the first Maverick to play in an NBA game on Dec. 26 versus the Memphis Grizzlies.**

He played in 10 games with OKC last season, including three in the NBA Bubble in Orlando; he scored an NBA career-best eight points against the Phoenix Suns on Aug. 10. Following the season, Hervey signed a professional deal with Lokomotiv Kuban in Russia's top tier.



An Arlington native, Hervey was drafted by the Thunder with the 57th pick in the 2nd Round in 2018. He was the 4th all-time UTA player selected in the draft and the first since the NBA reduced the number of rounds to just two in 1989. Paul Renfro became UTA's first-ever draft pick when he was taken in the 9th round (181st overall) by the Utah Jazz in 1980. Two Mavericks were selected in 1982 – both by the Dallas Mavericks. Ralph McPherson was selected in the 9th round (188th) and Albert Culton picked in the 10th round (209th).

### OTHER FORMER MAVS CURRENTLY PLAYING PROFESSIONALLY

Ayoub Nouhi '20	Phoenix Brussels . . . . . Belgium
Jabari Narcis '20	Destino Palencia . . . . . Spain
Tiandre Jackson-Young '20	Frankfurt. . . . . Germany
Johnny Hamilton '18	Fenerbahce Dogus . . . . . Turkey
Erick Neal '18	Fethiye . . . . . Turkey
Jorge Bilbao '17	HLA Alicante. . . . . Spain
Roger Dowell '14	CDP . . . . . Dominican Republic
Brandon Edwards '14	Gries/Oberhoffen . . . . . Germany
Karol Gruszecki '13	Trefl Sopot . . . . . Poland
Marquez Haynes '10	Paris . . . . . France

For weekly player updates, visit: [utamavs.us/mbbpros](http://utamavs.us/mbbpros)

## THE LAST TIME

### A MAVERICKS' PLAYER...

**Scored 40 Or More Points**

.....43, Stephen Barber at UTSA, 2/24/02

**Scored 30 Or More Points**

.....33, David Azore at Georgia Southern, 12/21/19

**Totaled 20 Or More Rebounds**

.....22, Jermaine Griffin vs. UT Permian Basin, 12/1/05

**Totaled 15 Or More Rebounds**

.....15, Andres Ibarguen vs. Coastal Carolina, 2/7/19

**Totaled 10 Or More Assists**

.....12, Brian Warren vs. Arkansas Tech, 11/24/19

**Recorded A Double-Double (Points/Rebounds)**

..... Patrick Mwamba vs. Northwestern State (13/12), 11/28/20

..... Fredelin De La Cruz vs. Northwestern State (12/10), 11/28/20

**Recorded A Double-Double (Points/Assists)**

..... Brian Warren vs. Arkansas Tech (15/12), 11/24/19

**Recorded A Triple-Double (Points/Rebounds/Assists)**

..... Erick Neal vs UT Dallas (10/10/13), 11/27/17

### THE MAVERICKS' TEAM...

**Played An OT Game** . . . . . L, 87-85 vs. Texas State 2/28/20 (3 OT)

**Scored 100+ Points** . . . . . W, 105-89 at BYU 3/15/17

**Allowed 100+ Points** . . . . . L, 79-100 at Louisiana 2/17/18

**Had 50 Or More Rebounds** . . . . . 53 vs. Texas State 2/28/20

**Had 20 Or More Assists** . . . . . 21 @ Troy 3/3/20

**Had 15 Or More Steals** . . . . . 18, vs. Howard Payne 11/13/13

**Played AP Ranked Opp.** . . . . . at #8 Gonzaga, L: 72-66 11/19/19

**Defeated AP Ranked Opp.** . . . . . at #12 Saint Mary's, 65-51 12/8/16

## UTA vs. TOP-25 TEAMS

Nov. 19, 2019	at #8 Gonzaga	L	66-72
Nov. 17, 2019	at #14 Oregon	L	47-67
Dec. 18, 2018	at #8 Gonzaga	L	55-89
Dec. 18, 2017	at #25 Creighton	L	81-90
Nov. 21, 2017	at #25 Alabama	L	76-77
<b>Dec. 8, 2016</b>	<b>at #12 Saint Mary's</b>	<b>W</b>	<b>65-51</b>
Dec. 2, 2014	at #6 Texas	L	53-63
Nov. 25, 2014	at #1 Kentucky	L	44-92
Nov. 19, 2013	at #4 Kentucky	L	76-105
Dec. 19, 2012	at #24 Oklahoma State	L	44-69
Nov. 23, 2011	at #9 Baylor	L	65-75
Dec. 29, 2010	at #3 Kansas	L	57-82
Dec. 20, 2008	at #21 Baylor	L	76-79
Mar. 21, 2008	vs. #2 Memphis#	L	63-87
Dec. 3, 2005	at #2 Texas	L	55-93
Dec. 15, 2004	at #14 Texas	L	70-85
Jan. 2, 2004	at #19 Texas	L	79-99
Nov. 27, 2002	at #3 Texas	L	45-76
Nov. 18, 1997	at #19 Oklahoma	L	63-81
Dec. 20, 1994	at #21 New Mexico State	L	63-102
Dec. 28, 1993	vs. #14 Connecticut+	L	72-112
Dec. 21, 1992	at #17 Nebraska	L	95-116
Nov. 23, 1991	at #14 Utah	L	57-58
Dec. 6, 1986	at #11 Oklahoma	L	76-101
Feb. 7, 1985	at #14 Louisiana Tech	L	61-86
Jan. 12, 1985	vs. #14 Louisiana Tech	L	65-76
Feb. 12, 1973	vs. #13 UL Lafayette	~L	96-111
Jan. 13, 1973	at #13 UL Lafayette	~L	73-79
Dec. 18, 1970	vs. #19 Drake*	L	83-102
Dec. 4, 1970	at #18 Long Beach State	L	57-102
Dec. 1, 1970	at #15 New Mexico State	L	82-107
Feb. 26, 1970	vs. #15 Houston	L	84-102
Dec. 4, 1969	at #20 Houston	L	70-88
Feb. 22, 1968	at #1 Houston	L	75-130

# NCAA Tournament | + Hilo, Hawai'i | ~ UL Wins Later Vacated | \* Fort Worth, TX

## STATISTICAL TRENDS

### UTA'S RECORD WHEN

Monday	0-0
Tuesday	0-0
Wednesday	0-1
Thursday	0-0
Friday	0-1
Saturday	1-0
Sunday	0-0
Leading At Halftime	1-0
Trailing At Halftime	0-2
Tied At Halftime	0-0
Leading With 5 Minutes Left	1-0
Trailing With 5 Minutes Left	0-2
Tied With 5 Minutes Left	0-0
Shooting 40% FG Or Better	1-0
Shooting Less Than 40% FG	0-2
Opponent 40% FG Or Better	0-2
Opponent Less Than 40% FG	1-0
Shooting Better FG% Than Opponent	1-0
Shooting Worse FG% Than Opponent	0-2
Shooting Better 3-FG% Than Opponent	0-0
Shooting Worse 3-FG% Than Opponent	1-2
Outrebounding Opponent	1-1
Outrebounded By Opponent	0-1
Rebounds Tied	0-0
More Turnovers Than Opponent	0-0
Fewer Turnovers Than Opponent	1-2
Same Turnovers As Opponent	0-0

### UTA'S POINT TOTAL

35-49 Points	0-0
50-59 Points	0-0
60-69 Points	0-1
70-79 Points	0-1
80-89 Points	1-0
90-99 Points	0-0
100+ Points	0-0

### GAMES DECIDED BY

1-5 Points	0-1
6-9 Points	1-1
10-19 Points	0-0
20+ Points	0-0

## ABOUT UT ARLINGTON

The University of Texas at Arlington is a Carnegie Research-1 "highest research activity" institution. With a global enrollment of approximately 60,000 during the 2020-21 academic year, UTA is one of the largest institutions in the state of Texas. Guided by its Strategic Plan 2020 Bold Solutions | Global Impact, UTA fosters interdisciplinary research and education within four broad themes: health and the human condition, sustainable urban communities, global environmental impact, and data-driven discovery.

The University of Texas System reported that UTA graduates have the highest first-year median wage of any non-medical UT System institution. U.S. News & World Report lists UTA as having the fifth highest undergraduate diversity index among national universities. The University is a Hispanic-Serving Institution and is ranked as the top four-year college in the nation for veterans on Military Times' 2020 Best for Vets list. For more information, visit [www.uta.edu](http://www.uta.edu).

## RE-TRACKING 2018-19

Some of the noteworthy 'off-court' highlights from Chris Ogden's first season at the helm of UTA in 2018-19:



### KD COURTSIDE

Kevin Durant sat courtside next to the UTA bench on Nov. 16 at the College Park Center to watch the Mavericks take on Texas A&M-Corpus Christi. Durant is close friends with Ogden as the two date back to their time at Texas. Ogden, who led the Longhorns to the 2003 Final Four as a captain, was an administrative assistant on the 2007-08 Texas squad – Durant's lone collegiate season with Texas.



### ODE TO BOBBY

Ogden coached his first-ever road game on Nov. 20 at Assembly Hall, and as an ode to former Indiana head coach Bobby Knight and the several connections the two have, Ogden wore a UTA-themed sweater. Ogden attended Knight's camp at IU when he was in 6th grade; his brother, Tanner, played for Knight at Texas Tech; Ogden and Knight's son, Pat, are extremely close friends.



### SIRI, WHO'S AT PRACTICE?



Prior to the start of UTA's practice at Cal Berkeley on Dec. 20, Siri co-founder Adam Cheyer spoke to the team. The entrepreneur and his son, Noah, watched practice, interacted with players and staff after practice and then remained longer to shoot around and engage further with the Mavs.





# HEAD COACH CHRIS OGDEN

## 2019 COACHING HONORS

### Sun Belt Coach of the Year

Just the third coach in program history to win a conference Coach of the Year award, joining Bob LeGrand (1981, Southland Conference) and Scott Cross (2012, Southland Conference; 2017, Sun Belt Conference).

### NABC District 24 Coach of the Year

Consists of all Sun Belt members.

### Hugh Durham Award Finalist

Presented annually to the nation's top mid-major coach.

### Joe B. Hall Award Finalist

Given annually to the top first-year head coach in Division-I.

Chris Ogden was named the eighth head coach in program history on Apr. 6, 2018.

In his first season leading UTA in 2018-19, the Mavs went 17-16 and Ogden guided a team predicted to finish 2nd-to-last in the Sun Belt Conference Preseason Poll to a 2nd-place finish in the regular-season standings (12-6) and a berth in the Sun Belt Tournament Championship Game for the second-straight year.

That nine-spot improvement from preseason to final regular-season finish was tied for the best in the nation along with Siena, which was picked 11th in the MAAC (Metro Atlantic Athletic Conference) and finished in a four-way tie for 2nd.

In 2019-20, UTA played the 3rd-hardest non-conference schedule in the nation; 13 of its losses during the year were by eight points or less.

During his 15 years on the basketball staffs at Texas, Tennessee and Texas Tech, Ogden helped compile a 346-173 record for a .667 winning percentage. In 10 seasons as a full-time assistant coach he went 215-130 and registered a total of 32 victories over Associated Press top 25 ranked teams. He helped lead three programs to 11 total NCAA Tournament appearances, including three regional finals.

Ogden recruited many of the Texas Tech players who would go on to finish as National Finalists in 2018-19.



## CAREER TIMELINE

UT Arlington (2018-Present) – Head Coach  
Texas Tech (2016-18) – Assistant Coach  
Tennessee (2015-16) – Assistant Coach  
Texas (2008-15) – Assistant Coach  
Texas (2004-08) – Administrative Assistant  
Texas (2003-04) – Student Assistant Coach

## NCAA PLAYING CAREER

Texas (1999-03) – Team Captain, 2003 Final Four

## EDUCATION

Texas (2004): Bachelor's in Education

## PERSONAL

Wife: Katie (UT grad; '02-'03 Student Body President)  
Children: Bo, Ellie & Parker



Ogden is a co-founder of Nine Banded Whiskey, named after the nine-banded armadillo, the official state small mammal of Texas. Nine Banded is the official bourbon partner of the Los Angeles Rams, and has been featured on HBO's 'Ballers.'

Ogden has coached seven players who have gone onto have their name called in the NBA Draft, six of which were selected in the first round (Thompson, No. 4 by Cleveland in 2011; Jordan Hamilton, No. 26 by Dallas in 2011; Joseph, No. 29 by San Antonio in 2011; Avery Bradley, No. 19 by Boston in 2010; Damion James, No. 24 by Atlanta in 2010; and Turner, No. 11 by Indiana in 2015).

Ogden played for Texas from 2000-03 and was a member of four NCAA Tournament teams. UT reached the 2003 NCAA Final Four with Ogden serving as a senior captain. He finished his Longhorns' career with 97 team victories, more than any other player in program history at the time.



## UTA HEAD COACHING HISTORY

Coach	Years	W	L	Pct.
Tom Tinker	1959-66	54	113	.323
Barry Dowd	1966-76	90	168	.349
Bob "Snake" LeGrand	1976-87	122	184	.399
Jerry Stone	1987-88	7	22	.241
Mark Nixon	1988-92	56	59	.487
Eddie McCarter	1992-06	179	211	.459
Scott Cross	2006-18	225	161	.584
Chris Ogden	2018-	32	36	.471
<b>TOTAL</b>		<b>765</b>	<b>954</b>	<b>.445</b>

Following his collegiate playing career, Ogden joined the Texas basketball staff as a student assistant coach for the 2003-04 season while he completed his undergraduate degree.

Ogden played four years of varsity basketball at Seminole High School. He was crowned the state of Texas "Mr. Basketball" following his senior season in 1998-99. That year, he averaged 17.3 points, 10.6 rebounds and 8.5 assists per game while leading SHS to a 36-4 record and a runner-up finish in the Class 3A state tournament.



## 2020-21 UT ARLINGTON MEN'S BASKETBALL ROSTER

No.	Name	Pos.	Ht.	Wt.	Yr.	Hometown / High School / Previous School(s)
0	Kaadirichi Akobundu-Ehiogu	F	6-9	190	R-So.	Mesquite, Texas / Poteet / Southwestern Assemblies of God
1	Sam Griffin	G	6-3	180	So.	Miami, Fla. / Westminster Academy
2	Jordan Phillips	F	6-7	218	Jr.	Fort Worth, Texas / Grace Prep / Arkansas
3	Carson Bischoff	G	6-4	210	R-Jr.	Ogden, Utah / Weber / Utah State / Treasure Valley CC / Utah State University Eastern
4	David Azore	G	6-4	205	R-Jr.	Houston, Texas / Clear Brook
5	Brandyn Talbot	G	6-5	170	Fr.	Newmarket, Ontario / Dream City Christian
10	Fredelin De La Cruz	F	6-7	220	Jr.	El Seibo, DR / Trinity International / South Plains College / Los Angeles Trade-Tech
12	Lazaro Rojas	F	6-11	235	R-Sr.	Porto Seguro, Brazil / Score Academy / Fresno State
13	Shahada Wells	G	6-0	176	Jr.	Amarillo, Texas / Tascosa / Tyler JC
14	Davis Steelman	G	6-3	185	Sr.	Bedford, Texas / Berkner / New Mexico Military Institute
15	Antonio Romanelli	G	6-0	170	Fr.	Sydney, Australia / Spring Creek Academy
20	Nicolas Elame	G	6-3	185	So.	Paris, France / Bella Vista Prep
21	Tre Jones	F	6-5	205	R-Fr.	Arlington, Texas / Kennedale
23	Patrick Mwamba	F	6-7	201	R-So.	Bukavu, Congo / Keur Madior International / NBA Academy Africa
33	McKade Marquis	G	6-1	195	R-So.	Whitehouse, Texas / Whitehouse
35	Grayson Carter	F	6-10	225	R-So.	Dallas, Texas / Denton Guyer / Georgetown

## PRONOUNCIATIONS

<b>0:</b> K-O duh-reach-e	<b>ACK</b> -uh-BOON-do	aye-he-oh-ku
<b>3:</b> BISH-off	<b>4:</b> AYE-zore	<b>10:</b> fred-uh-LYNN
<b>12:</b> LAZZ-uh-ROW	<b>13:</b> shuh-HAAD-dey	<b>15:</b> ROW-muh-nelly
<b>20:</b> uh-LALM-eh	<b>23:</b> mm-WAMBA	<b>33:</b> MAR-quisse







# 1 | SAM GRIFFIN

@samgriffin3rd

So. G 6-3 180 Miami, FL Westminster Academy

## RECORD PERFORMANCES

### POINTS

Career 20, 2x, Last @ Little Rock (1/4/20)  
Season 14 @ Louisiana Tech (11/27/20)

### REBOUNDS

Career 5, 2x, Last vs. Arkansas State (2/13/20)  
Season 2, 2x, Last vs. Northwestern St. (11/28/20)

### ASSISTS

Career 4 @ Louisiana (1/16/20)  
Season 2 vs. Northwestern St. (11/28/20)

### STEALS

Career 2, 3x, Last vs. Arkansas State (2/13/20)  
Season 1, 2x, Last @ Louisiana Tech (11/27/20)

### FIELD GOALS MADE

Career 8, 2x, Last @ Little Rock (1/4/20)  
Season 5 @ Louisiana Tech (11/27/20)

### FREE THROWS MADE

Career 4 @ ULM (1/18/20)  
Season

### 3-POINT FIELD GOALS MADE

Career 4, 5x, Last vs. Louisiana Tech (11/27/20)  
Season 4 @ Louisiana Tech (11/27/20)

### MINUTES

Career 43 vs. Texas State (2/28/20)  
Season 22 @ Louisiana Tech (11/27/20)

## 2019-20 BIO BLAST

Finished 3rd on the team in scoring (9.4) ... led the team in 3-pointers made (54) and 3-point percentage (35.1; 54-154) ... started the final 14 games of the year after coming off the bench in 17 of the first 18 contests ... over the last 14 games he averaged 12 points per game ... was the only player on the team to reach double-figure points in each of the final seven games of the season ... led UTA in scoring seven times, including the season finale in the Sun Belt Tournament First Round versus Coastal Carolina (Mar. 7) ... scored a team-high 20 points at Little Rock (Jan. 4) ... delivered a then-season-high 20 points in a road win at Elon (Nov. 28), going 8-9 from the floor ... that 89-percent performance was tied for the 6th-best by any Sun Belt player during the season.



## PAINT TOUCHES

### Spent Quarantine

Home In Miami Working Out With His Trainer Almost Every Day; Sometimes Had To Jump A Fence To Get Onto A Court

### Major Change

Nursing Major Last Year; Now A History Major

### Thinks He Has The

Most 'Swag' On The Team

### This Year He Wants To Improve

Being More Aggressive; Not Turning Down Shots; Catch & Looking To Score; Leading By Example

## MISCELLANEOUS

	Year	Career
Double-Figure Points	1	16
20+ Points		2
Double-Doubles		
5+ Rebounds		2
Double-Figure Assists		
Games W/ A Steal	2	19

>> First Team All-State selection in Class 4A as a high school senior and First Team All-County (23 PPG).

>> Led his team to a third-straight state championship (fourth-straight title game appearance for the team overall) after pouring in 24 points in the title game and 25 in the semifinal.

>> Attended Miami Norland for two years before transferring to Westminster, eclipsing 1,000 points in just two seasons.



## CAREER STATS

Season	GP-GS	Min/Avg	Total		3-Ptr		F-Throws		Rebounds				PF	FO	A	TO	Blk	Stl	Pts	Avg
			FG-FGA	Pct	FG-FGA	Pct	FT-FTA	Pct	Off	Def	Tot	Avg								
2019-20	32-15	675/21.1	112-262	.427	54-154	.351	23-32	.719	1	42	43	1.3	31	0	36	29	0	20	301	9.4
2020-21	3-1	50/16.7	9-27	.333	5-14	.357	0-0	.000	1	4	5	1.7	1	0	3	3	0	2	23	7.7
Total	35-16	725/20.7	121-289	.419	59-168	.351	23-32	.719	2	46	48	1.4	32	0	39	32	0	22	324	9.3

# 2 | JORDAN PHILLIPS

 @jordanphillips\_
  @jordanphillips\_2

Jr. | F | 6-7 | 218 | Fort Worth, TX | Arkansas | Grace Prep

## RECORD PERFORMANCES

### POINTS

Career 18 @ Little Rock (1/4/20)  
 Season 7 @ Louisiana Tech (11/27/20)

### REBOUNDS

Career 7, 3x, Last vs. Coastal Carolina (1/11/20)  
 Season 4, 2x, Last @ Louisiana Tech (11/27/20)

### ASSISTS

Career 4 vs. Coastal Carolina (1/11/20)  
 Season 2 vs. Northwestern St. (11/28/20)

### STEALS

Career 3, 2x, Last vs. Northwestern St. (11/28/20)  
 Season 3 vs. Northwestern St. (11/28/20)

### FIELD GOALS MADE

Career 5, 4x, Last vs. Coastal Carolina (1/11/20)  
 Season 3 @ Louisiana Tech (11/27/20)

### FREE THROWS MADE

Career 6, 2x, Last vs. Little Rock (2/15/20)  
 Season 1 vs. Oklahoma State (11/25/20)

### 3-POINT FIELD GOALS MADE

Career 4 @ Little Rock (1/4/20)  
 Season 1, 2x, Last @ Louisiana Tech (11/27/20)

### MINUTES

Career 35, 2x, Last vs. Coastal Carolina (1/11/20)  
 Season 20, 2x, Last vs. Northwestern St. (11/28/20)

## 2019-20 BIO BLAST

Appeared in all 32 games, making 21 starts, including 16 in a row in Sun Belt action from Jan. 2-Feb. 22 ... ranked 3rd on the team in free-throw percentage at 77.1 (54-70) ... in his first game with UTA he scored a then-season and then-career-high 17 points against UT Dallas (Nov. 5) ... surpassed that with a career-high 18 points at eventual Sun Belt Regular Season Champion Little Rock (Jan. 4) on a career-best four 3-pointers ... 14 points on three 3-pointers at #14 Oregon (Nov. 17) ... 14 points versus UC Santa Barbara (Dec. 7) ... reached double-figure points 11 times ... had five or more rebounds on 10 occasions ... had at least one steal in 15 contests.



## PAINT TOUCHES

**Spent Quarantine**  
 At Home -- Father Has A Gym & Indoor Court At His House And He Worked Out And Got Plenty Of Shots Up

**Tiger King**  
 Got Hooked On The Popular Netflix Show

**Major**  
 Psychology

**Wants To Improve**  
 His Overall Confidence; Mental Game

**Roommate**  
 Grayson Carter

## MISCELLANEOUS

	Year	Career
Double-Figure Points		11
20+ Points		
Double-Doubles		
5+ Rebounds		10
Double-Figure Assists		

>> Transferred from Arkansas to UTA prior to the spring 2019 semester in January. Received a waiver to become immediately eligible for the 2019-20 season.

>> Played in seven games in the fall 2018 semester as a true freshman at Arkansas.

>> Ranked as the 11th-best prospect in Texas, the 37th-best shooting guard in the country and just outside the top-100 national rankings coming out of high school.



## CAREER STATS

Season	GP-GS	Min/Avg	Total		3-Ptr		F-Throws		Rebounds				PF	FO	A	TO	Blk	Stl	Pts	Avg
			FG-FGA	Pct	FG-FGA	Pct	FT-FTA	Pct	Off	Def	Tot	Avg								
2018-19	7-0	38/5.4	3-20	.150	0-6	.000	4-4	1.000	1	4	5	0.7	6	0	1	2	0	1	10	1.4
2019-20	32-21	707/22.1	65-200	.325	17-58	.293	54-70	.771	34	79	113	3.5	48	0	44	40	3	20	201	6.3
2020-21	3-0	59/19.7	6-18	.333	2-3	.667	1-4	.250	3	8	11	3.7	1	0	3	0	0	4	15	5.0
Total	42-21	804/19.1	74-238	.311	19-67	.284	59-78	.756	38	91	129	3.1	55	0	48	42	3	25	226	5.4

## GAME-BY-GAME STATS

Opponent	Date	GS	MIN	Total		3-Pointers		Free throws		Rebounds				PF	A	T/O	BLK	STL	PTS	AVG
				FG-FGA	PCT	3FG-3FGA	PCT	FT-FTA	PCT	OFF	DEF	TOT	AVG							
Oklahoma St.	11/25/2020		19:59	2-8	.250	1-2	.500	1-2	.500	2	2	4	4.0	1	1	0	0	1	6	6.0
at Louisiana Tech	11/27/2020		18:48	3-6	.500	1-1	1.000	0-2	.000	1	3	4	4.0	0	0	0	0	0	7	6.5
vs Northwestern St.	11/28/2020		20:16	1-4	.250	0-0	.000	0-0	.000	0	3	3	3.7	0	2	0	0	3	2	5.0
Totals		0	59:03	6-18	.333	2-3	.667	1-4	.250	3	8	11	3.7	1	3	0	0	4	15	5.0



# 3 | CARSON BISCHOFF

BISH-off

@carson\_bischoff

R-Jr. G 6-4 210 Ogden, Utah Utah State Treasure Valley CC Utah State Eastern Weber

## RECORD PERFORMANCES

### POINTS

Career 34 vs. Mt. Hood (12/14/18)  
Season 2 vs. Northwestern St. (11/28/20)

### REBOUNDS

Career 12 vs. Spokane (1/12/19)  
Season 1 @ Louisiana Tech (11/27/20)

### ASSISTS

Career 7, 3x, Last vs. Blue Mountain (1/9/19)  
Season 1 vs. Oklahoma State (11/25/20)

### STEALS

Career 5 @ Southern Idaho (11/20/18)  
Season

### FIELD GOALS MADE

Career 12 vs. Mt. Hood (12/14/18)  
Season 1 vs. Northwestern St. (11/28/20)

### FREE THROWS MADE

Career 8 vs. Snow (11/29/18)  
Season

### 3-POINT FIELD GOALS MADE

Career 8, 2x, Last vs. Big Bend (1/19/19)  
Season

### MINUTES

Career 40, 4x, Last vs. Yakima Valley (2/6/19)  
Season 11 vs. Oklahoma State (11/25/20)

## BIO BLAST

Transferred from Utah State to UTA following the 2019-20 season ... will have two years of eligibility with the Mavs, beginning immediately ... did not play at Utah State last year as a junior, instead utilizing a redshirt season ... as a sophomore at Treasure Valley Community College in Oregon in 2018-19, he finished 2nd on the team with 19.7 points per game and scored in double figures in all but two contests during the year ... as a freshman at Utah State University Eastern in 2017-18, he played in 13 games before an injury forced him to miss the rest of the season.



## PAINT TOUCHES

### How He Got To UTA

Spoke With Riley Davis; Committed Without Stepping Foot On Campus -- Took Virtual Tours To Look At Facilities, Etc.

### Was Looking For

A Team Which Valued His Shooting; Hopes To Open The Floor Up With His Shooting Abilities

### Golf Guy

Enjoys Watching/Playing Golf; Big Fan Of Utah Native Tony Finau & Dallas Native Jordan Speith

## MISCELLANEOUS

	Year	Career
Double-Figure Points		23
20+ Points		13
Double-Doubles		5
5+ Rebounds		19
Games With A Steal		23

>> Served a two-year LDS Church (The Church of Jesus Christ of Latter-day Saints) mission in St. Louis, Mo.

>> During that time he simply helped people with various tasks (i.e. mowing lawns, raking leaves, shoveling driveways).

>> Lived with a new companion every six weeks during the mission. Goal is simply to show love to all people throughout the world.



## CAREER STATS

Season	GP-GS	Min/Avg	Total		3-Ptr		F-Throws		Rebounds				PF	FO	A	TO	Blk	Stl	Pts	Avg
			FG-FGA	Pct	FG-FGA	Pct	FT-FTA	Pct	Off	Def	Tot	Avg								
2017-18	13-0	212/16.3	31-76	.408	13-41	.317	13-20	.650	10	31	41	3.2	14	0	15	14	0	13	88	6.8
2018-19	21-21	0/0.0	135-314	.430	75-192	.391	68-84	.810	21	118	139	6.6	32	0	55	34	6	34	413	19.7
2020-21	3-0	22/7.3	1-7	.143	0-6	.000	0-0	.000	0	1	1	0.3	2	0	1	0	1	0	2	0.7
Total	37-21	234/6.3	167-397	.421	88-239	.368	81-104	.779	31	150	181	4.9	48	0	71	48	7	47	503	13.6

# 4 DAVID AZORE

AYE-zore  
@dazore6  
@david22hh

R-Jr. G 6-4 205 Houston, TX Clear Brook HS

## RECORD PERFORMANCES

### POINTS

Career 33 @ Georgia Southern (12/21/19)  
Season 18 @ Louisiana Tech (11/27/20)

### REBOUNDS

Career 13 @ Texas State (2/2/19)  
Season 12 @ Louisiana Tech (11/27/20)

### ASSISTS

Career 8 vs. ULM (2/1/20)  
Season 3 vs. Northwestern St. (11/28/20)

### STEALS

Career 3, 4x, Last vs. Georgia State (2/20/20)  
Season 2, 2x, Last vs. Northwestern St. (11/28/20)

### FIELD GOALS MADE

Career 11 @ Georgia Southern (12/21/19)  
Season 6, 2x, Last @ Louisiana Tech (11/27/20)

### FREE THROWS MADE

Career 9, 2x, Last @ Georgia Southern (12/21/19)  
Season 5 vs. Northwestern St. (11/28/20)

### 3-POINT FIELD GOALS MADE

Career 4 vs. Appalachian State (1/9/20)  
Season 2 @ Louisiana Tech (11/27/20)

### MINUTES

Career 40 vs. Texas State (2/28/20)  
Season 33 @ Louisiana Tech (11/27/20)

## SUN BELT PRESEASON SECOND TEAM SELECTION

### 2019-20 BIO BLAST

Led UTA in scoring (14 per game), steals (33) and free throws made (119) ... tied for the team lead in assists (3.7) and ranked 3rd on the club in rebounding (4.8) ... averaged 15 points per game in Sun Belt contests to tie for 8th in the league ... also ranked tied for 5th in the Sun Belt for assists and was 3rd in assist-to-turn-over ratio (1.8) ... in league games his 44.9-percent rate from the floor (106-236) was 3rd-best in the Sun Belt ... registered three double-double performances ... by himself he was responsible for 29 percent of UTA's total free throws made during the season (119 of 409) ... had 27 games of double-figure points, including 21-straight contests from Nov. 9-Jan. 30.



## PAINT TOUCHES

### Sports Allegiances

NBA: Rockets / NFL: Texans

### Key Injury

As A True Freshman, He Tore His ACL In UTA's Preseason Charity Scrimmage Win At Oklahoma In October Of 2017.

### Twinning

Has A Twin Sister, Joilyn, Who Plays Volleyball At Southern University; Everyone Says They Look Alike, But He Doesn't Agree

### The Self-Proclaimed...

Best NBA 2K 2020 Video Game Player On The Team

## MISCELLANEOUS

	Year	Career
Double-Figure Points	3	42
20+ Points		5
Double-Doubles	1	6
5+ Rebounds	2	29
Double-Figure Assists		
Games W/ A Steal	3	38

>> 2020 Sun Belt Second Team.

>> 2020 NABC All-District Second Team.

>> As a high school senior he was a finalist for the Guy V. Lewis Award as Greater Houston's top boys player.

>> District 24-6A Most Valuable player as a senior. Led the district in scoring and rebounding three times. Graduated as Clear Brook's all-time leading scorer with 2,006 points.



## CAREER STATS

Season	GP-GS	Min/Avg	Total		3-Ptr		F-Throws		Rebounds											Pts	Avg
			FG-FGA	Pct	FG-FGA	Pct	FT-FTA	Pct	Off	Def	Tot	Avg	PF	FO	A	TO	Blk	Stl			
2018-19	32-17	743/23.2	75-233	.322	9-47	.191	110-135	.815	21	113	134	4.2	60	1	51	83	2	19	269	8.4	
2019-20	32-29	963/30.1	149-340	.438	32-97	.330	119-157	.758	18	136	154	4.8	77	0	117	65	5	33	449	14.0	
2020-21	3-3	83/27.7	15-36	.417	4-10	.400	10-12	.833	2	18	20	6.7	7	0	4	6	1	5	44	14.7	
Total	67-49	1789/26.7	239-609	.392	45-154	.292	239-304	.786	41	267	308	4.6	144	1	172	154	8	57	762	11.4	

## GAME-BY-GAME STATS

Opponent	Date	GS	MIN	Total		3-Pointers		Free throws		Rebounds								PTS	AVG	
				FG-FGA	PCT	3FG-3FGA	PCT	FT-FTA	PCT	OFF	DEF	TOT	AVG	PF	A	T/O	BLK			STL
Oklahoma St.	11/25/2020	*	21:48	6-10	.600	1-3	.333	1-1	1.000	0	1	1	1.0	4	0	2	0	2	14	14.0
at Louisiana Tech	11/27/2020	*	32:56	6-16	.375	2-4	.500	4-5	.800	1	11	12	6.5	2	1	0	1	1	18	16.0
vs Northwestern St.	11/28/2020	*	28:09	3-10	.300	1-3	.333	5-6	.833	1	6	7	6.7	1	3	4	0	2	12	14.7
Totals		3	82:53	15-36	.417	4-10	.400	10-12	.833	2	18	20	6.7	7	4	6	1	5	44	14.7



# 5 | BRANDYN TALBOT

@BrandynTalbot

@talllbot

Fr. G 6-5 170 Newmarket, Ontario Dream City Christian

## RECORD PERFORMANCES

### POINTS

Career Season Same As Career

### REBOUNDS

Career Season Same As Career

### ASSISTS

Career Season Same As Career

### STEALS

Career Season Same As Career

### FIELD GOALS MADE

Career Season Same As Career

### FREE THROWS MADE

Career Season Same As Career

### 3-POINT FIELD GOALS MADE

Career Season Same As Career

### MINUTES

Career Season Same As Career

## MISCELLANEOUS

Year Career

Double-Figure Points  
20+ Points  
Double-Doubles  
5+ Rebounds  
Double-Figure Assists  
Games W/ A Steal

>> Has lived on his own/with high school teammates since he moved to the United States in 2015-16.

>> Ranked as the 31st-best Canadian recruit by North Pole Hoops.

>> Played his AAU ball for Grassroots Elite Canada.

>> Has seven other siblings; he is the middle child.

>> Considers himself a 'bucket getter.'



## CAREER STATS

Season	GP-GS	Min/Avg	Total		3-Ptr		F-Throws		Rebounds				PF	FO	A	TO	Blk	Stl	Pts	Avg
			FG-FGA	Pct	FG-FGA	Pct	FT-FTA	Pct	Off	Def	Tot	Avg								
2020-21	0-0	0/0.0	0-0	.000	0-0	.000	0-0	.000	0	0	0	0.0	0	0	0	0	0	0	0	0.0
Total	0-0	0/0.0	0-0	.000	0-0	.000	0-0	.000	0	0	0	0.0	0	0	0	0	0	0	0	0.0

## BIO BLAST

Moved to the United States for his sophomore season in 2015-16 to help pursue a Division-I scholarship ... spent that year at Wesley Christian High School in Kentucky ... spent his junior year in Scottsdale, Ariz., at Bella Vista Prep ... senior year at Dream City Christian in nearby Glendale (head coach moved from Bella Vista Prep to Dream City Christian) ... averaged 12.4 points, 2.9 assists and 2.4 rebounds per game playing against some of the best competition in the country as a senior in 2019-20 ... connected at a 44-percent clip from 3-point range for the year ... scored a season-high 25 points against nationally-ranked West Oaks Academy out of Orlando ... Dream City Christian was ranked as high as #21 in the nation by *USA Today*.



## PAINT TOUCHES

### Reunited

During His Year At Bella Vista Prep, He Was Not Only Teammates, But Also Roommates, With Nicolas Elame

### Roommates Again

He Now Rooms With Elame At UTA, Who Had A Significant Impact In Talbot Choosing To Attend UTA

### Spent Quarantine

The First Few Weeks In Arizona, But Then Returned Home To Canada Where He Played On An Outdoor Court Daily

## GAME-BY-GAME STATS

# 10 | FREDELIN DE LA CRUZ

fred-alyon

@DeFredelin

@fredlinedelacruz

Jr. | F | 6-7 | 220 | El Seibo, D.R. | South Plains | Los Angeles Trade-Tech | Trinity International

## RECORD PERFORMANCES

### POINTS

Career 39 @ Los Angeles Valley (11/8/18)  
Season 12 vs. Northwestern St. (11/28/20)

### REBOUNDS

Career 20 vs. Western Texas (3/6/20)  
Season 10 vs. Northwestern St. (11/28/20)

### OFFENSIVE REBOUNDS

Career 8, 2x, Last @ Mt. San Antonio (2/8/19)  
Season 4 vs. Northwestern St. (11/28/20)

### BLOCKS

Career 3, 4x, Last vs. Frank Phillips (2/24/20)  
Season 2 vs. Northwestern St. (11/28/20)

### FIELD GOALS MADE

Career 13, 2x, Last vs. Long Beach (1/11/19)  
Season 4 vs. Northwestern St. (11/28/20)

### FREE THROWS MADE

Career 18 @ Los Angeles Valley (11/8/18)  
Season 4, 2x, Last vs. Northwestern St. (11/28/20)

### MINUTES

Career 37 vs. Clarendon (3/7/20)  
Season 24 vs. Northwestern St. (11/28/20)

## BIO BLAST

Transferred to UTA following his sophomore season in 2019-20 at South Plains College ... he spent his freshman season at Los Angeles Trade-Tech Community College in 2018-19 ... at South Plains, he was one of only two members of the team who played in all 31 games ... averaged 7.5 points and a team-best 6.8 rebounds per contest – two boards better than anyone else – in only 17 minutes per game ... over 40 minutes, his point production averaged out to 17.6 per outing and his rebounding numbers averaged an astonishing 16 per contest ... registered a season-high 20 points on two occasions ... reached double-figure scoring 11 times – 10 of those 11 came over the final 11 games of the year after achieving that mark once over the first 20 contests.



## PAINT TOUCHES

### How He Got To UTA

Ogden Saw Him Play At The JUCO Regional Tournament When He Was At South Plains

### Roommate

Patrick Mwamba;  
Mwamba Describes Him As A 'Funny' Guy And The Two Have Built A Solid Connection

### Playing Style

Resembles That Of Dennis Rodman – A Rebounding Machine Who Will Track Down The Majority Of Missed Shots

## MISCELLANEOUS

	Year	Career
Double-Figure Points	1	32
20+ Points		12
Double-Doubles	1	21
Double-Figure Rebounds	1	24
Games With 2+ Blocks	1	10

>> As a freshman at Los Angeles Trade-Tech, he averaged a double-double for the season with 18.7 points and 11 rebounds in 25 games, including six different 30-point double-doubles at the California Community College Athletic Association member.

>> When he first moved to the United States, he attended a pair of high schools in New York City, then transferred to Redemption Christian Academy just north of Albany, N.Y., before graduating from Trinity International School in Las Vegas.



## CAREER STATS

Season	GP-GS	Min/Avg	Total		3-Ptr		F-Throws		Rebounds				PF	FO	A	TO	Blk	Stl	Pts	Avg
			FG-FGA	Pct	FG-FGA	Pct	FT-FTA	Pct	Off	Def	Tot	Avg								
2018-19	25-24	0/0.0	160-355	.451	16-62	.258	131-197	.665	89	186	275	11.0	78	4	42	73	26	37	467	18.7
2019-20	31-9	0/0.0	93-178	.522	3-16	.188	43-68	.632	70	140	210	6.8	55	1	15	53	11	21	232	7.5
2020-21	3-3	51/17.0	6-12	.500	0-0	.000	10-15	.667	7	13	20	6.7	9	1	2	4	2	3	22	7.3
Total	59-36	51/0.9	259-545	.475	19-78	.244	184-280	.657	166	339	505	8.6	142	6	59	130	39	61	721	12.2

## GAME-BY-GAME STATS

Opponent	Date	GS	MIN	Total		3-Pointers		Free throws		Rebounds				PF	A	T/O	BLK	STL	PTS	AVG	
				FG-FGA	PCT	3FG-3FGA	PCT	FT-FTA	PCT	OFF	DEF	TOT	AVG								
Oklahoma St.	11/25/2020	*	14:59	2-3	.667	0-0	.000	4-8	.500	1	5	6	6.0	1	0	1	0	0	8	8.0	
at Louisiana Tech	11/27/2020	*	11:55	0-1	.000	0-0	.000	2-2	1.000	2	2	4	5.0	5	1	3	0	0	2	5.0	
vs Northwestern St.	11/28/2020	*	24:05	4-8	.500	0-0	.000	4-5	.800	4	6	10	6.7	3	1	0	2	3	12	7.3	
Totals			3	50:60	6-12	.500	0-0	.000	10-15	.667	7	13	20	6.7	9	2	4	2	3	22	7.3



# 12 LAZARO ROJAS

LAZZ-uh-ROW row-HAAS

@big.laz.909

R-Sr. F 6-11 235 Porto Seguro, Brazil Fresno State Score Academy

## RECORD PERFORMANCES

### POINTS

Career 10 vs. Weber State (12/5/18)  
Season 2 vs. Oklahoma State (11/25/20)

### REBOUNDS

Career 9 vs. Pacific (11/28/18)  
Season 2 @ Louisiana Tech (11/27/20)

### OFFENSIVE REBOUNDS

Career 6 vs. Pacific (11/28/18)  
Season 1 vs. Oklahoma State (11/25/20)

### BLOCKS

Career 2, 3x, Last vs. Air Force (3/14/19)  
Season

### FIELD GOALS MADE

Career 4, 2x, Last vs. Pacific (11/28/18)  
Season 1 vs. Oklahoma State (11/25/20)

### FREE THROWS MADE

Career 6 vs. Weber State (12/5/18)  
Season

### MINUTES

Career 19 vs. Pacific (11/28/18)  
Season 9 vs. Oklahoma State (11/25/20)

## BIO BLAST

Grad transfer from Fresno State ... last year with the Bulldogs he played in 10 games ... posted a total of 10 points, 12 rebounds, two assists, a steal and a block ... logged a total of 51 minutes ... shot 50 percent from the field (4-8 FG) ... as a red-shirt sophomore in 2018-19 he played in 27 games with two starts (first two games of the season) ... averaged 2.7 points and 2.1 rebounds per game ... appeared in eight games as a redshirt freshman in 2017-18 ... utilized a redshirt season with Fresno State in 2016-17.



## PAINT TOUCHES

### Spent Quarantine

In Los Angeles The Entire Time; Didn't Have Access To Courts Or Gyms And Worked Out At Home

### How He Got To UTA

Got In Touch With Coach Young; Didn't Step Foot On Campus Until After He Committed; Did All Virtual Tours Of Facilities, Etc.

### During Quarantine He

Learned To Play The Ukulele

### Call Him

Laz

## MISCELLANEOUS

	Year	Career
Double-Figure Points		1
20+ Points		
Double-Doubles		
5+ Rebounds		4
Games With 2+ Blocks		3

>> Lived in Brazil until he was 15 years old; moved to Italy with his mother from ages 15-18 before returning to Brazil to play club basketball in advance of moving to Florida and graduating from Score Academy.

>> Also recruited by Alabama, Colorado State, Maryland, North Carolina State and Ohio State out of high school.

>> His father now lives in McKinney, about an hour from campus.



## CAREER STATS

			Total		3-Ptr		F-Throws		Rebounds											
Season	GP-GS	Min/Avg	FG-FGA	Pct	FG-FGA	Pct	FT-FTA	Pct	Off	Def	Tot	Avg	PF	FO	A	TO	Blk	Stl	Pts	Avg
2017-18	8-0	17/2.1	1-3	.333	0-1	.000	0-0	.000	2	2	4	0.5	1	0	1	1	0	0	2	0.3
2018-19	27-2	221/8.2	26-49	.531	0-0	.000	20-32	.625	19	37	56	2.1	29	0	5	26	11	5	72	2.7
2019-20	10-0	51/5.1	4-8	.500	0-2	.000	2-5	.400	5	7	12	1.2	5	0	2	1	1	1	10	1.0
2020-21	2-0	16/8.0	1-5	.200	0-1	.000	0-0	.000	1	2	3	1.5	1	0	0	0	0	0	2	1.0
Total	47-2	305/6.5	32-65	.492	0-4	.000	22-37	.595	27	48	75	1.6	36	0	8	28	12	6	86	1.8

# 13 | SHAHADA WELLS

@hada\_wells13

@therealhadawells

Jr. | G | 6-0 | 176 | Amarillo, TX | Tyler Junior College | Tascosa

## RECORD PERFORMANCES

### POINTS

Career 41 @ Kilgore (1/25/20)  
Season 21 vs. Oklahoma State (11/25/20)

### REBOUNDS

Career 12 vs. Trinity Valley (1/29/20)  
Season 7 @ Louisiana Tech (11/27/20)

### ASSISTS

Career 13 vs. Paris (1/22/20)  
Season 3 vs. Northwestern St. (11/28/20)

### STEALS

Career 9 vs. Jacksonville (1/8/20)  
Season 5 vs. Oklahoma State (11/25/20)

### FIELD GOALS MADE

Career 15 @ Kilgore (1/25/20)  
Season 9 vs. Oklahoma State (11/25/20)

### FREE THROWS MADE

Career 11 vs. Trinity Valley (1/29/20)  
Season 3 vs. Northwestern St. (11/28/20)

### 3-POINT FIELD GOALS MADE

Career 5, 2x, Last @ Panola (2/1/20)  
Season 2, 2x, Last @ Louisiana Tech (11/27/20)

### MINUTES

Career 34 @ Lamar State - Port Arthur (11/23/19)  
Season 34 @ Louisiana Tech (11/27/20)

## RANKED AS THE #3 IMPACT JUCO TRANSFER NATIONALLY

### BIO BLAST

Transferred to UTA after two seasons at Tyler Junior College ... in 2019-20 as a sophomore he was a First Team All-American, Region XIV Player of the Year and East Division First Team member ... led the team and ranked 21st in the nation with 21.6 points per game ... averaged 6 assists per outing to finish 23rd in the country in that category ... shot a gaudy 46.5 percent from 3-point range for the year – the 17th-best rate in the nation ... had eight games of 30+ points – including six such contests in an eight-game stretch in January ... triple-double with 38 points, 10 assists and 12 rebounds on Jan. 29 against Trinity Valley.



## PAINT TOUCHES

**Spent Quarantine**  
Back Home In Amarillo  
Playing On Outdoor Courts

**Wears #13 Because**  
He Grew Up On 13th  
Street In Amarillo

**What's In A Name**  
First Name Is Muslim;  
He Was Named By His  
Uncle, Who Is Muslim

**Roommate**  
McKade Marquis

**High School Long Jump**  
7th At State As A Senior

## MISCELLANEOUS

	Year	Career
Double-Figure Points	3	50
20+ Points	1	22
Double-Doubles		6
5+ Rebounds	2	17
Double-Figure Assists		4
Games With 3+ Steals	2	20

>> Has had a UTA connection through Tyler Junior College for several years. McKade Marquis's dad, Mike, is the head coach at TJC, and McKade worked out with Shahada the last few summers. Additionally, he follows TJC alumni Brian Warren and TiAndre Jackson-Young – who both graduated from UTA last year after spending two years in Tyler.



## CAREER STATS

Season	GP-GS	Min/Avg	Total		3-Ptr		F-Throws		Rebounds				PF	FO	A	TO	Blk	Stl	Pts	Avg
			FG-FGA	Pct	FG-FGA	Pct	FT-FTA	Pct	Off	Def	Tot	Avg								
2018-19	28-0	0/0.0	161-298	.540	50-105	.476	78-104	.750	19	54	73	2.6	7	0	95	47	5	50	450	16.1
2019-20	26-26	0/0.0	209-379	.551	60-129	.465	83-102	.814	32	97	129	5.0	4	0	157	58	9	63	561	21.6
2020-21	3-2	92/30.7	22-44	.500	4-10	.400	6-11	.545	3	12	15	5.0	3	0	6	3	1	10	54	18.0
Total	57-28	92/1.6	392-721	.544	114-244	.467	167-217	.770	54	163	217	3.8	14	0	258	108	15	123	1065	18.7

## GAME-BY-GAME STATS

Opponent	Date	GS	MIN	Total		3-Pointers		Free throws		Rebounds				PF	A	T/O	BLK	STL	PTS	AVG
				FG-FGA	PCT	3FG-3FGA	PCT	FT-FTA	PCT	OFF	DEF	TOT	AVG							
Oklahoma St.	11/25/2020		31:04	9-13	.692	2-3	.667	1-2	.500	1	5	6	6.0	2	2	0	0	5	21	21.0
at Louisiana Tech	11/27/2020	*	34:12	7-16	.438	2-5	.400	2-4	.500	2	5	7	6.5	0	1	2	0	2	18	19.5
vs Northwestern St.	11/28/2020	*	27:01	6-15	.400	0-2	.000	3-5	.600	0	2	2	5.0	1	3	1	1	3	15	18.0
Totals			2 92:17	22-44	.500	4-10	.400	6-11	.545	3	12	15	5.0	3	6	3	1	10	54	18.0



# 14 | DAVIS STEELMAN

@Davissteelman  
@davissteelman9

Sr. | G | 6-3 | 185 | Bedford, Texas | New Mexico Military Institute | Berkner

## RECORD PERFORMANCES

### POINTS

**Career** 28 vs. Northern New Mexico (11/1/17)  
**Season** 2 vs. Oklahoma State (2/25/20)

### REBOUNDS

**Career** 11 @ New Mexico JC (11/5/16)  
**Season** 3 vs. Oklahoma State (2/25/20)

### ASSISTS

**Career** 6 @ Univ. of the Southwest (12/5/17)  
**Season** 1, 2x, Last @ Louisiana Tech (11/27/20)

### STEALS

**Career** 5 vs. Northern New Mexico (11/1/17)  
**Season**

### FIELD GOALS MADE

**Career** 12 vs. Northern New Mexico (11/1/17)  
**Season** 1 vs. Oklahoma State (2/25/20)

### FREE THROWS MADE

**Career** 4, 2x, Last vs. Strength N Motion Prep (11/24/17)  
**Season**

### 3-POINT FIELD GOALS MADE

**Career** 5, 4x, Last @ Northern New Mexico (1/25/18)  
**Season**

### MINUTES

**Career** 35 @ New Mexico JC (11/5/16)  
**Season** 15 vs. Oklahoma State (2/25/20)

## 2019-20 BIO BLAST

Appeared in five of UTA's first 13 games, playing a total of 16 minutes, grabbing one rebound and going 0-2 from the floor ... at Arkansas State on Jan. 2, he came off the bench to score a game-high 14 points; he had not scored a single point all season coming into the game ... in that contest he played 25 minutes, grabbed three rebounds and went 6-7 from the floor ... earned his first start with UTA at Louisiana (Jan. 16), scoring five points ... started the next three games as well ... team-best plus/minus of +7 at Appalachian State (Feb. 6), scoring five points in that contest – tied for his 2nd-most of the season ... appeared in 21 games, making four starts and averaging 8.5 minutes per outing.



## PAINT TOUCHES

**High School Football**  
All-District Selection As A  
Texas High School QB

**Roommate**  
Lives At Home

**World Traveler**  
During His Year Away  
From Basketball (2018-19),  
He Visited 12 Different  
Countries In A Six-Month  
Span

**At New Mexico Military**  
Had A Strict Schedule ...  
Had To Wear A Uniform  
... Not An Enjoyable Time;  
Went Because It's In One Of  
The Best JUCO Conferences

## MISCELLANEOUS

	Year	Career
Double-Figure Points		24
20+ Points		5
Double-Doubles		1
5+ Rebounds		15
Double-Figure Assists		
Games W/ A Steal		29

>> As a high school senior he averaged 15 points per game, making the regional tournament and leading his team to within one win of the state tournament.

>> He got a puppy during quarantine and named him Kobe McGregor Steelman after Kobe Bryant and his favorite MMA athlete Conor McGregor.



## CAREER STATS

Season	GP-GS	Min/Avg	Total		3-Ptr		F-Throws		Rebounds										Pts	Avg				
			FG-FGA	Pct	FG-FGA	Pct	FT-FTA	Pct	Off	Def	Tot	Avg	PF	FO	A	TO	Blk	Stl						
2016-17	29-10	0/0.0	99-235	.421	58-147	.395	24-27	.889	32	40	72	2.5	49	1	15	27	5	15					280	9.7
2017-18	28-18	0/0.0	100-231	.433	50-144	.347	24-29	.828	28	76	104	3.7	60	3	37	19	3	37					274	9.8
2019-20	21-4	178/8.5	12-33	.364	4-15	.267	3-6	.500	5	11	16	0.8	16	0	6	6	1	5					31	1.5
2020-21	3-0	27/9.0	1-3	.333	0-2	.000	0-0	.000	0	4	4	1.3	5	1	2	1	0	0					2	0.7
Total	81-32	205/2.5	212-502	.422	112-308	.364	51-62	.823	65	131	196	2.4	130	5	60	53	9	57					587	7.2

# 20 | NICOLAS ELAME

uh-LALM-eh

@nicolaselame

@nicolaselame

So. G 6-3 185 Paris, France Bella Vista Prep (Ariz.)

## RECORD PERFORMANCES

### POINTS

Career 12, 2x, Last vs. Oklahoma State (11/25/20)  
Season 12 vs. Oklahoma State (11/25/20)

### REBOUNDS

Career 8, 2x, Last vs. Oklahoma State (11/25/20)  
Season 8 vs. Oklahoma State (11/25/20)

### ASSISTS

Career 6 @ Louisiana Tech (11/27/20)  
Season 6 @ Louisiana Tech (11/27/20)

### STEALS

Career 2, 2x, Last @ Troy (3/3/20)  
Season 1 @ Louisiana Tech (11/27/20)

### FIELD GOALS MADE

Career 6 vs. Georgia State (2/20/20)  
Season 5 vs. Oklahoma State (11/25/20)

### FREE THROWS MADE

Career 3 vs. Texas State (2/28/20)  
Season 2, 3x, Last vs. Northwestern St. (11/28/20)

### 3-POINT FIELD GOALS MADE

Career 1, 2x, Last vs. Northwestern St. (11/28/20)  
Season 1 vs. Northwestern St. (11/28/20)

### MINUTES

Career 35 vs. Oklahoma State (11/25/20)  
Season 35 vs. Oklahoma State (11/25/20)

## MISCELLANEOUS

	Year	Career
Double-Figure Points	2	4
20+ Points		
Double-Doubles		
5+ Rebounds	2	7
Double-Figure Assists		
Games W/ A Steal	1	13

>> Born in Paris ... moved to Cameroon shortly after his birth until he was 14 years old; moved back to Paris for two years before coming to America when he was 16 ... lived with his cousin in Orlando upon moving to the U.S. and attended Downey Christian School ... moved to Houston to live with his aunt shortly after, and played his AAU ball with the Houston Defenders ... transferred to Bella Vista Prep in Arizona for his junior and season years ... roommates with Brandyn Talbot his senior year.



## CAREER STATS

Season	GP-GS	Min/Avg	Total		3-Ptr		F-Throws		Rebounds				PF	FO	A	TO	Blk	Stl	Pts	Avg
			FG-FGA	Pct	FG-FGA	Pct	FT-FTA	Pct	Off	Def	Tot	Avg								
2019-20	29-2	379/13.1	32-75	.427	1-17	.059	14-27	.519	12	52	64	2.2	35	1	32	23	4	14	79	2.7
2020-21	3-3	97/32.3	12-31	.387	1-6	.167	6-9	.667	4	13	17	5.7	7	0	12	6	0	1	31	10.3
Total	32-5	476/14.9	44-106	.415	2-23	.087	20-36	.556	16	65	81	2.5	42	1	44	29	4	15	110	3.4

## 2019-20 BIO BLAST

Came on strong at the end of the year, scoring 63 of his 79 points (80 percent) over the final 10 games ... included in that stretch was a season-high 12 points and season-best eight rebounds against Georgia State (Feb. 20) ... averaged 9.3 points over the final three games of the year, including a 10-point performance in the Sun Belt Tournament versus Coastal Carolina (Mar. 7) ... saw his minutes increase each of the final six contests of the year, culminating with a season- and team-high 32 in the SBC Tournament ... had five games of five or more rebounds ... had at least one steal in 12 contests.



## PAINT TOUCHES

**Spent Quarantine**  
With Family In Houston For The First Six Weeks, Then In Paris With His Parents Until Returning To Campus In August

**Biggest Adjustment**  
To The College Game Was The Speed

**This Year He Wants**  
To Be A Team Leader

**Bilingual**  
Is Fluent In French & English (Also Basic Spanish)

**National Experience**  
French National Team

## GAME-BY-GAME STATS

Opponent	Date	GS	MIN	Total		3-Pointers		Free throws		Rebounds				PF	A	T/O	BLK	STL	PTS	AVG
				FG-FGA	PCT	3FG-3FGA	PCT	FT-FTA	PCT	OFF	DEF	TOT	AVG							
Oklahoma St.	11/25/2020	*	35:05	5-15	.333	0-3	.000	2-5	.400	2	6	8	8.0	3	5	2	0	0	12	12.0
at Louisiana Tech	11/27/2020	*	29:57	3-7	.429	0-1	.000	2-2	1.000	1	3	4	6.0	2	6	1	0	1	8	10.0
vs Northwestern St.	11/28/2020	*	31:23	4-9	.444	1-2	.500	2-2	1.000	1	4	5	5.7	2	1	3	0	0	11	10.3
Totals			3 96:25	12-31	.387	1-6	.167	6-9	.667	4	13	17	5.7	7	12	6	0	1	31	10.3



# 21 TRE JONES

@Jones\_T21

@jonestre3

R-Fr. F 6-5 205 Arlington, Texas Kennedale

## RECORD PERFORMANCES

### POINTS

Career 4 @ Louisiana Tech (11/27/20)  
Season Same As Career

### REBOUNDS

Career 4 vs. Northwestern St. (11/28/20)  
Season Same As Career

### OFFENSIVE REBOUNDS

Career 3, 2x, Last vs. Northwestern St. (11/28/20)  
Season Same As Career

### BLOCKS

Career 1 @ Louisiana Tech (11/27/20)  
Season Same As Career

### STEALS

Career 1, 3x, Last vs. Northwestern St. (11/28/20)  
Season Same As Career

### FIELD GOALS MADE

Career 2 @ Louisiana Tech (11/27/20)  
Season Same As Career

### FREE THROWS MADE

Career  
Season Same As Career

### MINUTES

Career 13 @ Louisiana Tech (11/27/20)  
Season Same As Career

## BIO BLAST

Utilized a redshirt season last year and added 10 more pounds of muscle ... as a high school senior in 2018-19, he was voted District 9-4A MVP and a 4A All-State selection after averaging 17 points, 13 rebounds, 3 blocks and 2.6 steals per game ... also averaged 8 defensive boards a game and shot 67 percent from the floor ... named *Fort Worth Star-Telegram* Defensive Player of the Year for 2018-19 ... set career highs as a senior in points (34), blocks (10) and rebounds (22), and recorded a triple-double in a game.



## PAINT TOUCHES

### Spent Quarantine

At Home; Worked Out In His Bedroom; Did Not Shoot A Basketball For Nearly Five Months (March-July)

### Sitting Out Last Year

He Says Was Needed; Helped Him Learn The System, Speed Of The Game And Get Better Prepared Physically For This Year

### Fun Fact

He Can Make A Water Drop Sound With His Mouth

### Pregame Music Choice

R&B

## MISCELLANEOUS

Year Career

Double-Figure Points  
20+ Points  
Double-Doubles  
5+ Rebounds  
Double-Figure Rebounds  
2+ Blocks

>> His mother, Dr. Yvette Wingate, played volleyball and ran track at UTA.

>> His father, Ron Jones, went to fellow Sun Belt rival Texas State for track.

>> His high school basketball coach was UTA alumnus Doug Groff.

>> Entered his high school senior season ranked as the 41st-best player in the state by Texas Hoops.



## CAREER STATS

Season	GP-GS	Min/Avg	Total		3-Ptr		F-Throws		Rebounds										Pts	Avg
			FG-FGA	Pct	FG-FGA	Pct	FT-FTA	Pct	Off	Def	Tot	Avg	PF	FO	A	TO	Blk	Stl		
2020-21	3-0	29/9.7	3-6	.500	0-0	.000	0-0	.000	6	1	7	2.3	7	1	0	0	1	3	6	2.0
Total	3-0	29/9.7	3-6	.500	0-0	.000	0-0	.000	6	1	7	2.3	7	1	0	0	1	3	6	2.0

## GAME-BY-GAME STATS

Opponent	Date	GS	MIN	Total		3-Pointers		Free throws		Rebounds								PTS	AVG	
				FG-FGA	PCT	3FG-3FGA	PCT	FT-FTA	PCT	OFF	DEF	TOT	AVG	PF	A	T/O	BLK			STL
Oklahoma St.	11/25/2020		05:28	0-0	.000	0-0	.000	0-0	.000	0	0	0	0.0	0	0	0	0	1	0	0.0
at Louisiana Tech	11/27/2020		12:26	2-3	.667	0-0	.000	0-0	.000	3	0	3	1.5	5	0	0	1	1	4	2.0
vs Northwestern St.	11/28/2020		10:07	1-3	.333	0-0	.000	0-0	.000	3	1	4	2.3	2	0	0	0	1	2	2.0
Totals		0	28:01	3-6	.500	0-0	.000	0-0	.000	6	1	7	2.3	7	0	0	1	3	6	2.0

# 23 | PATRICK MWAMBA

mm-WAMBA

@patrick23mwamba

@patrick\_kzmwamba

R-So. | F 6-7 | 201 | Bukavu, Congo | NBA Academy Africa | Keur Madior International

## RECORD PERFORMANCES

### POINTS

Career 13, 2x, Last vs. Northwestern St. (11/28/20)  
Season 13 vs. Northwestern St. (11/28/20)

### REBOUNDS

Career 12 vs. Northwestern St. (11/28/20)  
Season 12 vs. Northwestern St. (11/28/20)

### ASSISTS

Career 3 @ Tulsa (11/27/18)  
Season 2 vs. Oklahoma State (11/25/20)

### STEALS

Career 4 vs. UT Tyler (11/6/18)  
Season 2 vs. Oklahoma State (11/25/20)

### FIELD GOALS MADE

Career 5, 2x, Last vs. Northwestern St. (11/28/20)  
Season 5 vs. Northwestern St. (11/28/20)

### FREE THROWS MADE

Career 4 vs. UTRGV (12/1/18)  
Season

### 3-POINT FIELD GOALS MADE

Career 3 vs. Northwestern St. (11/28/20)  
Season 3 vs. Northwestern St. (11/28/20)

### MINUTES

Career 26, 2x, Last @ Cal Poly (12/21/18)  
Season 23, 2x, Last vs. Northwestern St. (11/28/20)

## 2019-20 BIO BLAST

Broke his right foot five games into the year in the 1st half at #8 Gonzaga (Nov. 19) and utilized a redshirt season ... the non-contact injury occurred after grabbing a rebound off a Gonzaga free throw ... prior to the injury, he scored seven points and grabbed five rebounds in the season opener against UT Dallas (Nov. 5) ... scored four points and had four rebounds at #14 Oregon (Nov. 17) ... in the five games he played, he averaged 3 points and 3.6 rebounds.



## PAINT TOUCHES

**One Of...**  
12 Siblings (Including Him)

**Has Ran A Mile In...**  
4 Minutes, 53 Seconds;  
Best Time At UTA: 5:12

**French Connection**  
Nice For Him To Have  
Nicolas Elame Who Also  
Speaks French; Reminds  
Him Of Home And Where  
He Came From

**Sitting Out Last Year**  
The Hardest Part Was Just  
Watching And Not Being  
Able To Play Or Help His  
Teammates

## MISCELLANEOUS

	Year	Career
Double-Figure Points	1	3
20+ Points		
Double-Doubles	1	1
5+ Rebounds	1	8
Double-Figure Assists		
Games W/ A Steal	2	18

>> Has not left campus since the beginning of quarantine in mid-March; no flights/travel complications resulted in him being "extremely bored" and alone for several months. He worked out using sand bags he found around campus, and ran in the parking garages to stay in shape. He watched 'The Last Dance' multiple times and took away the importance of mental toughness from Michael Jordan.



## CAREER STATS

Season	GP-GS	Min/Avg	Total		3-Ptr		F-Throws		Rebounds											Pts	Avg
			FG-FGA	Pct	FG-FGA	Pct	FT-FTA	Pct	Off	Def	Tot	Avg	PF	FO	A	TO	Blk	Stl			
2018-19	27-12	386/14.3	33-82	.402	7-30	.233	16-30	.533	22	46	68	2.5	49	0	18	31	5	26	89	3.3	
2019-20	5-0	73/14.6	5-17	.294	1-6	.167	4-6	.667	3	15	18	3.6	10	1	3	3	5	2	15	3.0	
2020-21	3-3	57/19.0	6-20	.300	4-15	.267	0-2	.000	2	14	16	5.3	5	0	2	2	1	2	16	5.3	
Total	35-15	516/14.7	44-119	.370	12-51	.235	20-38	.526	27	75	102	2.9	64	1	23	36	11	30	120	3.4	

## GAME-BY-GAME STATS

Opponent	Date	GS	MIN	Total		3-Pointers		Free throws		Rebounds				PF	A	T/O	BLK	STL	PTS	AVG
				FG-FGA	PCT	3FG-3FGA	PCT	FT-FTA	PCT	OFF	DEF	TOT	AVG							
Oklahoma St.	11/25/2020	*	22:39	1-8	.125	1-8	.125	0-0	.000	0	2	2	2.0	3	2	0	0	2	3	3.0
at Louisiana Tech	11/27/2020	*	11:36	0-2	.000	0-2	.000	0-0	.000	0	2	2	2.0	0	0	2	0	0	0	1.5
vs Northwestern St.	11/28/2020	*	23:15	5-10	.500	3-5	.600	0-2	.000	2	10	12	5.3	2	0	0	1	0	13	5.3
Totals			3 57:29	6-20	.300	4-15	.267	0-2	.000	2	14	16	5.3	5	2	2	1	2	16	5.3



# 35 | GRAYSON CARTER

@king\_carter25

R-So. F 6-10 225 Dallas, Texas Georgetown Denton Guyer

## RECORD PERFORMANCES

### POINTS

Career 6 vs. Providence (1/12/19)  
Season 2 vs. Northwestern St. (11/28/20)

### REBOUNDS

Career 6 vs. Little Rock (12/22/18)  
Season 1, 2x, Last vs. Northwestern St. (11/28/20)

### OFFENSIVE REBOUNDS

Career 3 vs. Little Rock (12/22/18)  
Season

### BLOCKS

Career 1, 2x, Last @ Louisiana Tech (11/27/20)  
Season 1 @ Louisiana Tech (11/27/20)

### FIELD GOALS MADE

Career 2 vs. Providence (1/12/19)  
Season 1 vs. Northwestern St. (11/28/20)

### FREE THROWS MADE

Career 1, 2x, Last @ DePaul (3/6/19)  
Season

### MINUTES

Career 3 vs. Little Rock (12/22/18)  
Season 8 @ Louisiana Tech (11/27/20)

## BIO BLAST

Transferred to UTA prior to the 2019-20 season from Georgetown following his freshman campaign ... sat out last season in accordance with NCAA transfer regulations ... as a freshman with the Hoyas in 2018-19 he played in 14 games ... logged a season-high 14 minutes and pulled down six rebounds against Little Rock (Dec. 22).



## PAINT TOUCHES

### Spent Quarantine

At Home In Dallas, But Mostly At A Family Residence In Wright City, OK (Population Less Than 800)

### Quarantine, Cont.

Did A Lot Of Reading And Fishing (Usually 4-5 Hours Per Day); Caught 24 Crappies (Type Of Fish) In One Day In April

### Fun Fact

Mother, Amy, Is A National Champion In The West Coast Swing Dance; He Also Knows How To Swing Dance

## MISCELLANEOUS

Year Career

Double-Figure Points

20+ Points

Double-Doubles

5+ Rebounds

Games With 2+ Blocks

1

>> Has known Jordan Phillips since middle school, and the two are now roommates. Jordan played a large role in his decision to transfer to UTA.

>> Suffered a broken right foot prior to his freshman season at Georgetown.

>> Learned a lot from sitting out last season, despite it being difficult to see situations he knew could help. Said it was very unique to see things from a different perspective and has a lot better understanding of the coaching side now seeing things from that standpoint.



## CAREER STATS

Season	GP-GS	Min/Avg	Total FG-FGA	Pct	3-Ptr FG-FGA	Pct	F-Throws FT-FTA	Pct	Rebounds Off Def Tot Avg	PF FO	A TO Blk Stl	Pts	Avg
2018-19	14-0	64/4.6	5-18	.278	3-9	.333	2-6	.333	5 9 14 1.0	15 0	2 8 2 2	15	1.1
2020-21	3-0	17/5.7	1-4	.250	0-2	.000	0-0	.000	0 2 2 0.7	4 0	1 2 1 1	2	0.7
Total	17-0	81/4.8	6-22	.273	3-11	.273	2-6	.333	5 11 16 0.9	19 0	3 10 3 3	17	1.0

## GAME-BY-GAME STATS

Opponent	Date	GS	MIN	Total FG-FGA	PCT	3-Pointers 3FG-3FGA	PCT	Free throws FT-FTA	PCT	Rebounds OFF DEF TOT AVG	PF	A	T/O	BLK	STL	PTS	AVG
Oklahoma St.	11/25/2020		03:40	0-0	.000	0-0	.000	0-0	.000	0 0 0 0.0	1	0	0	0	0	0	0.0
at Louisiana Tech	11/27/2020		07:50	0-3	.000	0-2	.000	0-0	.000	0 1 1 0.5	1	1	1	1	1	0	0.0
vs Northwestern St.	11/28/2020		06:28	1-1	1.000	0-0	.000	0-0	.000	0 1 1 0.7	2	0	1	0	0	2	0.7
Totals		0	17:58	1-4	.250	0-2	.000	0-0	.000	0 2 2 0.7	4	1	2	1	1	2	0.7

# 0 | KABDIRICHI AKOBUNDU-EHIOGHU

K-O duh-reach-e  
ACK-uh-BOON-do  
aye-he-oh-ku  
@CASHMONEYKAO  
@di5ichi

R-So. F 6-9 190 Mesquite, Texas Southwestern Assemblies of God Poteet



## BIO BLAST

Graduated from Poteet High School in 2018 ... spent his 2018-19 freshman year at NAIA member Southwestern Assemblies of God University (SAGU) in Waxahachie ... suffered a left foot fracture near the end of the season ... did not play anywhere in 2019-20, instead choosing to work out in DFW with acclaimed trainer Tyler Relph ... his name means "patience" ... was born in Nigeria and lived there until he was 13 ... moved to the United States on Oct. 11, 2012 ... grew up playing soccer and track; had not touched or even seen a basketball until he moved to the U.S. ... kicked a basketball the first time he touched one ... his cousin introduced him to basketball and started training him.

Season	GP-GS	Min/Avg	Total		3-Ptr		F-Throws		Rebounds				PF	FO	A	TO	Blk	Stl	Pts	Avg
			FG-FGA	Pct	FG-FGA	Pct	FT-FTA	Pct	Off	Def	Tot	Avg								
2018-19	25-0	0/0.0	9-20	.450	0-4	.000	4-13	.308	10	21	31	1.2	0	0	5	8	27	2	22	0.9
2020-21	0-0	0/0.0	0-0	.000	0-0	.000	0-0	.000	0	0	0	0.0	0	0	0	0	0	0	0	0.0
Total	25-0	0/0.0	9-20	.450	0-4	.000	4-13	.308	10	21	31	1.2	0	0	5	8	27	2	22	0.9

# 15 | ANTONIO ROMANELLI

ROW-muh-nelly  
@antonio\_romanelli15

Fr. G 6-0 170 Sydney, Australia Spring Creek Academy



## BIO BLAST

Played two years at Spring Creek – the first two years the academy had a basketball team – and averaged 13.9 points and 3.9 assists as a senior ... shot 81 percent from the free-throw line and 43 percent from the field ... lived in Sydney until he was 3 years old; Melbourne until he was 8; Malaysia for one year; Singapore for seven years from age 9-16 and now Plano for the last four years ... graduated from high school with a 4.0 GPA and a 1310 SAT ... also served as an IT support administrator at Spring Creek ... side hustle: owns a 3D printer (Instagram: @makerstation3d) ... mechanical engineer major who is thinking about double majoring in aerospace engineering.

Season	GP-GS	Min/Avg	Total		3-Ptr		F-Throws		Rebounds				PF	FO	A	TO	Blk	Stl	Pts	Avg
			FG-FGA	Pct	FG-FGA	Pct	FT-FTA	Pct	Off	Def	Tot	Avg								
2020-21	0-0	0/0.0	0-0	.000	0-0	.000	0-0	.000	0	0	0	0.0	0	0	0	0	0	0	0	0.0
Total	0-0	0/0.0	0-0	.000	0-0	.000	0-0	.000	0	0	0	0.0	0	0	0	0	0	0	0	0.0

# 33 | MCKADE MARQUIS

@THEMCKADE4  
@mdmarquis33

R-So. G 6-1 195 Whitehouse, Texas Whitehouse



## BIO BLAST

A 2018 graduate of Whitehouse High School ... averaged 11 points and shot 38 percent from the 3-point arc and 80 percent from the free-throw line over three seasons ... utilized a redshirt season in 2018-19 as a freshman ... made 10 appearances as a redshirt freshman last season ... in his first appearance with UTA, he knocked down a 3-pointer ... father, Mike, is the head men's basketball coach at Tyler Junior College, and his brother, Mitch, played at Tyler JC and UTEP and now serves as an assistant coach at TJC.

Season	GP-GS	Min/Avg	Total		3-Ptr		F-Throws		Rebounds				PF	FO	A	TO	Blk	Stl	Pts	Avg
			FG-FGA	Pct	FG-FGA	Pct	FT-FTA	Pct	Off	Def	Tot	Avg								
2019-20	10-0	24/2.4	1-8	.125	1-8	.125	0-0	.000	0	0	0	0.0	1	0	2	1	0	0	3	0.3
2020-21	0-0	0/0.0	0-0	.000	0-0	.000	0-0	.000	0	0	0	0.0	0	0	0	0	0	0	0	0.0
Total	10-0	24/2.4	1-8	.125	1-8	.125	0-0	.000	0	0	0	0.0	1	0	2	1	0	0	3	0.3



## UTA STARTING LINEUPS

DATE	OPPONENT	1	2	3	4	5	RECORD
11.25	<sup>RV</sup> Oklahoma State	Elame	Griffin	Azore	Mwamba	De La Cruz	0-1 (1)
11.27	@ Louisiana Tech	Elame	Wells	Azore	Mwamba	De La Cruz	-----
11.28	vs. Northwestern State	Elame	Wells	Azore	Mwamba	De La Cruz	1-1 (2)
12.2	@ Arkansas						
12.4	@ Tulsa						
12.11	Hardin-Simmons						
12.19	@ Oral Roberts						
12.22	Howard Payne						
1.1	@ Little Rock						
1.2	@ Little Rock						
1.8	@ ULM						
1.9	@ ULM						
1.15	Louisiana						
1.16	Louisiana						
1.22	Little Rock						
1.23	Little Rock						
1.29	@ Arkansas State						
1.30	@ Arkansas State						
2.5	ULM						
2.6	ULM						
2.11	Texas State						
2.13	@ Texas State						
2.19	@ Louisiana						
2.20	@ Louisiana						
2.26	Arkansas State						
2.27	Arkansas State						
3.5	Sun Belt First Round						
3.6	Sun Belt Quarterfinals						
3.7	Sun Belt Semifinals						
3.8	Sun Belt Final						
TBD	Postseason						

## HALFTIME STATISTICAL COMPARISONS

### FOR UTA...

Most 1st-Half Points..... 45 vs. Northwestern State (11/28/20)  
 Fewest 1st-Half Points..... 27 vs. Oklahoma State (11/25/20)

Most 2nd-Half Points ..... 43 @ Louisiana Tech (11/27/20)  
 Fewest 2nd-Half Points ..... 35 vs. Northwestern State (11/28/20)

Largest Halftime Lead ..... 9 (45-36) vs. Northwestern State (11/28/20)  
 Largest Halftime Deficit..... 5, 2x, Last: @ Louisiana Tech (11/27/20)

### FOR OPPONENT...

Most 1st-Half Points..... 38, Louisiana Tech (11/27/20)  
 Fewest 1st-Half Points..... 32, Oklahoma State (11/25/20)

Most 2nd-Half Points ..... 43, Oklahoma State (11/25/20)  
 Fewest 2nd-Half Points ..... 35, Northwestern State (11/28/20)

# SEASON BOX SCORES & RECAPS

## OKLAHOMA STATE

L, 75-68

Shahada Wells scored a game-high-tying 21 points in his Maverick debut, but a strong UT Arlington effort fell just short in a 75-68 setback to Oklahoma State inside the College Park Center.

On the first day of the Division-I college basketball season in front a national TV audience on ESPN, UTA never trailed in the opening 15 minutes and held a lead with 10 minutes to play, but the Cowboys pulled away over the closing minutes to start the year 1-0.

A First Team All-American at Tyler Junior College last year, Wells scored 13 of his 21 in the 2nd half to match the output of heralded Cade Cunningham – the 2020 Naismith High School Player of the Year. Wells added six rebounds and a game-high five steals as well in an impressive debut.

After being held scoreless in the 1st half, redshirt junior David Azore – UTA's leading returning scorer from a season ago – poured in a game-best 14 points over the closing 20 minutes. Sophomore Nicolas Elame picked up where he left off last year with another formidable performance of 12 points to go along with a team-best eight rebounds and a team-best five assists.

Oklahoma St. - 75												
Record: 1-0												
NO.	Name	Min	FG	3P	FT	Rebounds	Fouls	TP	AS	ST	Blocks	+
			M	A	M	A	OR	DR	TO	FF	PF	
22	Kelly Boone	F 14:40	1-4	0-0	3-4	3	2	5	3	2	5	0
2	Cade Cunningham	G 36:24	7-16	2-5	5-7	2	8	10	3	6	21	3
13	Isaac Likelele	G 37:07	3-4	1-2	2-5	1	12	13	2	6	9	7
20	Keylan Boone	G 28:59	4-9	1-8	1-2	3	9	12	2	1	10	1
31	Fernon Flowers Jr.	G 18:04	3-8	2-7	0-0	0	1	1	2	0	0	0
10	Matthew Alexander Moncrieffe	25:17	5-9	0-0	1-7	4	3	7	3	5	11	0
1	Chris Harris Jr.	06:37	2-4	0-0	0-0	0	0	0	0	0	0	0
0	Avery Anderson, III	15:49	2-4	1-2	2-2	0	4	4	1	1	7	1
5	Rondel Walker	10:58	0-0	0-0	0-0	0	1	1	1	0	0	0
4	Dorcas Williams	05:30	0-0	0-0	0-0	0	0	0	0	0	0	0
25	Bernard Kouma	00:35	0-0	0-0	0-0	0	0	0	0	0	0	0
Team			1 0 1 0 0 0 0 0 0 0 0 0									
Totals			27-59 14-27 14-40 54 17 21 75 13 18 1 0 0 7									

Shooting By Period			
1st FG%	14.36	38.0%	
3PT%	4-16	25.0%	
FT%	0-1	0%	
2nd FG%	13.23	56.5%	
3PT%	3-9	33.3%	
FT%	14-26	53.8%	
GM FG%	27-59	45.8%	
3PT%	7-25	28.0%	
FT%	14-27	51.9%	
Dead Ball Rebounds: 5.0			

UT Arlington - 68												
Record: 0-1												
NO.	Name	Min	FG	3P	FT	Rebounds	Fouls	TP	AS	ST	Blocks	+
			M	A	M	A	OR	DR	TO	FF	PF	
10	Fredelin De La Cruz	F 14:59	2-3	0-0	4-8	1	5	6	1	6	8	0
23	Patrick Mwamba	F 14:59	0-2	0-0	0-0	0	2	2	0	0	0	0
1	Sam Griffin	G 10:07	0-6	0-1	0-0	0	1	1	0	0	0	0
4	David Azore	G 21:48	6-10	1-3	1-1	0	1	1	4	2	4	0
20	Nicolas Elame	G 35:05	5-15	0-3	2-5	2	6	8	3	4	12	5
2	Jordan Phillips	18:59	2-8	1-2	2-2	4	1	2	6	1	0	1
13	Shahada Wells	31:04	9-13	2-3	1-2	1	5	6	2	1	21	2
14	David Steelman	15:30	1-2	0-1	0-0	0	3	3	5	1	2	1
35	Grayson Carter	03:40	0-0	0-0	0-0	0	1	1	0	0	0	0
12	Lazaro Rojas	06:36	1-1	0-0	0-0	0	1	1	1	0	0	0
3	Carson Bischoff	11:02	0-5	0-5	0-0	0	0	0	0	0	0	0
21	Tre Jones	05:28	0-0	0-0	0-0	0	0	0	0	0	0	0
Team			0 1 1 0 0 0 0 0 0 0 0 0									
Totals			27-71 5-26 9-18 7 26 33 21 17 59 12 12 0 0 17									

Shooting By Period			
1st FG%	11.36	30.0%	
3PT%	3-15	20.0%	
FT%	2-4	50%	
2nd FG%	16.35	45.7%	
3PT%	2-11	18.2%	
FT%	7-14	50%	
GM FG%	27-71	38.0%	
3PT%	5-26	19.2%	
FT%	9-18	50.0%	
Dead Ball Rebounds: 6.0			

		OSU	UTA
Biggest lead		11 (2nd 13:11)	6 (1st 14:04)
Best Scoring Run		9 (1st 2:38)	13 (2nd 10:20)
Lead Changes		5	
Times Tied		5	
Time with Lead		23:39	11:55

## LOUISIANA TECH

L, 76-71

UTA cut a 16-point 2nd-half deficit down to just one, but LA Tech kept the Mavericks at bay from there for a 76-71 win to open the Louisiana Tech Classic presented by Hampton Inn of Ruston.

UTA trailed, 48-32, with 15 minutes remaining, but the Mavs trimmed that margin to 63-62 with 5 minutes left before a late Bulldogs' surge sent UTA to its second single-digit defeat in three days to open the season.

Redshirt junior David Azore recorded his sixth-career double-double with a team-high-tying 18 points and a game-high-tying 12 rebounds. Junior Shahada Wells continued to impress in his first season with the Mavs by pouring in an equaling 18 points, while the 6-foot guard also corralled seven rebounds.

Sam Griffin – who was held scoreless against Oklahoma State on Wednesday for just the second time in his young career – was kept off the scoreboard in the 1st half as well on Friday before the sophomore exploded for 14 points in the 2nd half to help lead the UTA comeback attempt.

UT Arlington - 71												
Record: 0-2												
NO.	Name	Min	FG	3P	FT	Rebounds	Fouls	TP	AS	ST	Blocks	+
			M	A	M	A	OR	DR	TO	FF	PF	
10	Fredelin De La Cruz	F 11:55	0-1	0-0	2-2	2	2	4	5	1	2	1
23	Patrick Mwamba	F 11:36	0-2	0-0	0-0	0	2	2	0	0	0	0
4	David Azore	G 32:56	6-16	2-4	4-5	1	11	12	2	3	13	2
13	Shahada Wells	G 34:12	7-16	2-5	2-4	2	5	7	0	4	18	1
20	Nicolas Elame	G 29:57	3-7	0-1	2-2	1	3	4	2	6	8	1
2	Jordan Phillips	18:48	3-6	1-1	0-2	1	3	4	0	1	7	0
35	Grayson Carter	07:50	0-3	0-2	0-0	0	1	1	1	0	0	0
1	Sam Griffin	22:04	5-12	4-9	0-0	1	1	2	1	0	14	1
14	Davis Steelman	07:08	0-0	0-0	0-0	0	1	1	0	0	1	0
21	Tre Jones	12:26	2-3	0-0	0-0	0	3	3	5	0	4	0
12	Lazaro Rojas	06:57	0-4	0-0	0-0	0	2	2	0	0	0	0
3	Carson Bischoff	04:31	0-0	0-0	0-0	0	1	1	2	0	0	0
Team			1 1 2 0 0 0 0 0 0 0 0 0									
Totals			26-70 9-25 10-15 12 33 45 18 16 71 12 11 7 4 2 1-5									

Shooting By Period			
1st FG%	12.37	32.4%	
3PT%	2-10	20.0%	
FT%	2-5	40%	
2nd FG%	14.03	42.4%	
3PT%	7-15	46.7%	
FT%	8-10	80%	
GM FG%	26-70	37.1%	
3PT%	9-25	36.0%	
FT%	10-15	66.7%	
Dead Ball Rebounds: 1.0			

Louisiana Tech - 76												
Record: 1-0												
NO.	Name	Min	FG	3P	FT	Rebounds	Fouls	TP	AS	ST	Blocks	+
			M	A	M	A	OR	DR	TO	FF	PF	
13	Stacey Thomas	F 12:20	1-3	0-0	0-0	1	3	4	1	2	0	0
22	Isaiah Crawford	F 16:58	0-5	0-0	2-3	0	4	4	3	2	0	2
3	Amorie Archibald	G 34:41	5-15	1-5	1-2	0	6	6	4	2	12	5
5	Kalish Ledoux	G 35:12	3-8	0-3	3-8	0	3	3	0	0	0	0
24	Cobe Williams	G 35:59	3-7	2-3	0-0	2	2	2	0	8	2	2
2	Kenneth Lofton, Jr.	12:07	1-4	0-0	2-2	1	4	5	2	3	4	0
11	Jacoby Pemberton	26:46	7-9	3-3	2-3	2	10	12	3	3	19	1
21	Evavian Christon	14:16	0-2	0-2	0-3	0	1	1	0	1	0	0
33	Andrew Gordon	10:59	0-0	0-0	2-3	3	1	4	0	2	14	0
25	Thailand Elder	00:41	0-0	0-0	0-0	0	0	0	0	0	0	0
Team			0 2 2 0 0 0 0 0 0 0 0 0									
Totals			26-64 9-23 11-17 7 36 43 17 17 76 13 12 4 2 4 1-5									

Shooting By Period			
1st FG%	14.06	38.9%	
3PT%	5-14	35.7%	
FT%	5-7	71.4%	
2nd FG%	14.28	50.0%	
3PT%	4-9	44.4%	
FT%	6-10	60%	
GM FG%	26-64	43.8%	
3PT%	9-23	39.1%	
FT%	11-17	64.7%	
Dead Ball Rebounds: 2.0			

		UTA	LAT
Biggest lead		6 (1st 16:46)	16 (2nd 15:50)
Best Scoring Run		6 (2nd 7:47)	7 (1st 8:24)
Lead Changes		15	9
Times Tied		3	
Time with Lead		04:58	29:22

## NORTHWESTERN ST.

W, 80-71

UTA placed five players in double-figure scoring as the balanced Mavericks' attack led them to an 80-71 win over Northwestern State as part of the Louisiana Tech Classic presented by Hampton Inn of Ruston.

Patrick Mwamba and Fredelin De La Cruz both posted their first double-doubles with UTA as Mwamba tallied a career-high-tying 13 points to go along with a career-and-game best 12 rebounds. De La Cruz tallied 12 points and pulled down 10 rebounds.

Shahada Wells continued his brilliant start to his Maverick tenure with a game-high-tying 15 points in addition to three assists and three steals. David Azore joined his junior classmate in reaching double-figure points in the first three games of the season with 12, while also contributing seven rebounds and three assists. Nicolas Elame came one point shy of equaling his career high as he netted 11 and secured five rebounds as part of a game-best plus/minus of +19.

Playing its third game in four days to open the season, UTA led for all but 76 seconds as the Mavericks held a double-figure lead throughout much of the contest.

Northwestern St. - 71												
Record: 0-2												
NO.	Name	Min	FG	3P	FT	Rebounds	Fouls	TP	AS	ST	Blocks	+
			M	A	M	A	OR	DR	TO	FF	PF	
11	Jamaree Gregg	F 24:58	4-14	1-3	2-5	1	3	4	2	2	11	0
32	Larry Owens	F 19:47	1-2	0-0	0-0	1	3	2	2	0	0	0
00	C. J. Jones	G 17:54	1-1	0-0	0-0	0	0	0	3	2	1	0
10	Jarius Roberson	G 28:06	6-15	3-9	0-0	0	4	4	2	0	15	



# 2020-21 UTA OVERALL STATISTICS

## Game Records

Record	Overall	Home	Away	Neutral
ALL GAMES	1-2	0-1	0-1	1-0
CONFERENCE	0-0	0-0	0-0	0-0
NON-CONFERENCE	1-2	0-1	0-1	1-0

## Score by Periods

Team	1st	2nd	OT	TOT
UT Arlington	100	119	0	219
Opponents	106	116	0	222

## Team Box Score

No.	Player				Total		3-Point		F-Throw		Rebounds											
		GP-GS	MIN	AVG	FG-FGA	FG%	3FG-FGA	3FG%	FT-FTA	FT%	OFF	DEF	TOT	AVG	PF	DQ	A	TO	BLK	STL	PTS	AVG
13	WELLS, Shahada	3-2	92:17	30.8	22-44	.500	4-10	.400	6-11	.545	3	12	15	5.0	3	0	6	3	1	10	54	18.0
4	AZORE, David	3-3	82:53	27.6	15-36	.417	4-10	.400	10-12	.833	2	18	20	6.7	7	0	4	6	1	5	44	14.7
20	ELAME, Nicolas	3-3	96:25	32.1	12-31	.387	1-6	.167	6-9	.667	4	13	17	5.7	7	0	12	6	0	1	31	10.3
1	GRIFFIN, Sam	3-1	49:43	16.6	9-27	.333	5-14	.357	0-0	.000	1	4	5	1.7	1	0	3	3	0	2	23	7.7
10	DE LA CRUZ, Fredelin	3-3	50:60	17.0	6-12	.500	0-0	.000	10-15	.667	7	13	20	6.7	9	1	2	4	2	3	22	7.3
23	MWAMBA, Patrick	3-3	57:29	19.2	6-20	.300	4-15	.267	0-2	.000	2	14	16	5.3	5	0	2	2	1	2	16	5.3
2	PHILLIPS, Jordan	3-0	59:03	19.7	6-18	.333	2-3	.667	1-4	.250	3	8	11	3.7	1	0	3	0	0	4	15	5.0
21	JONES, Tre	3-0	28:01	9.3	3-6	.500	0-0	.000	0-0	.000	6	1	7	2.3	7	1	0	0	1	3	6	2.0
12	ROJAS, Lazaro	2-0	15:16	7.6	1-5	.200	0-1	.000	0-0	.000	1	2	3	1.5	1	0	0	0	0	0	2	1.0
35	CARTER, Grayson	3-0	17:58	6.0	1-4	.250	0-2	.000	0-0	.000	0	2	2	0.7	4	0	1	2	1	1	2	0.7
3	BISCHOFF, Carson	3-0	22:41	7.6	1-7	.143	0-6	.000	0-0	.000	0	1	1	0.3	2	0	1	0	1	0	2	0.7
14	STEELMAN, Davis	3-0	27:13	9.1	1-3	.333	0-2	.000	0-0	.000	0	4	4	1.3	5	1	2	1	0	0	2	0.7
Team											3	2	5									
<b>Total</b>		<b>3</b>	<b>600</b>		<b>83-213</b>	<b>.390</b>	<b>20-69</b>	<b>.290</b>	<b>33-53</b>	<b>.623</b>	<b>32</b>	<b>94</b>	<b>126</b>	<b>42.0</b>	<b>52</b>	<b>3</b>	<b>36</b>	<b>27</b>	<b>8</b>	<b>31</b>	<b>219</b>	<b>73.0</b>
<b>Opponents</b>		<b>3</b>	<b>600</b>		<b>82-193</b>	<b>.425</b>	<b>25-73</b>	<b>.342</b>	<b>33-58</b>	<b>.569</b>	<b>32</b>	<b>109</b>	<b>141</b>	<b>47.0</b>	<b>52</b>	<b>0</b>	<b>38</b>	<b>47</b>	<b>4</b>	<b>9</b>	<b>222</b>	<b>74.0</b>

## Team Statistics

	UTA	OPP
<b>Scoring</b>	<b>219</b>	<b>222</b>
Points per game	73.0	74.0
Scoring margin	-1.0	-
<b>Field goals-att</b>	<b>83-213</b>	<b>82-193</b>
Field goal pct	.390	.425
<b>3 point fg-att</b>	<b>20-69</b>	<b>25-73</b>
3-point FG pct	.290	.342
3-pt FG made per game	6.7	8.3
<b>Free throws-att</b>	<b>33-53</b>	<b>33-58</b>
Free throw pct	.623	.569
F-Throws made per game	11.0	11.0
<b>Rebounds</b>	<b>126</b>	<b>141</b>
Rebounds per game	42.0	47.0
Rebounding margin	-5.0	-
<b>Assists</b>	<b>36</b>	<b>38</b>
Assists per game	12.0	12.7
<b>Turnovers</b>	<b>27</b>	<b>47</b>
Turnovers per game	9.0	15.7
Turnover margin	+6.7	-
Assist/turnover ratio	1.3	0.8
<b>Steals</b>	<b>31</b>	<b>9</b>
Steals per game	10.3	3.0
<b>Blocks</b>	<b>8</b>	<b>4</b>
Blocks per game	2.7	1.3
<b>Winning streak</b>	<b>1</b>	<b>-</b>
Home win streak	0	-
<b>Attendance</b>	<b>624</b>	<b>1200</b>
Home games-Avg/Game	1-624	1-1200
Neutral site-Avg/Game	-	1-152

## Team Results

Date	Opponent		Score	Att.
11/25/2020	Oklahoma St.	L	68-75	624
11/27/2020	at Louisiana Tech	L	71-76	1200
11/28/2020	vs Northwestern St.	W	80-71	152

# GAME-BY-GAME UTA-OPPONENT COMPARISON

Opponent	1st	2nd	Score	Mar	Total FG	FG Pct	3-Pointers	3FG Pct	Free Throws	FT Pct	Rebounds	Assist	T/Over	Block	Steal	Fouls
OKLAHOMA STATE	27/32	41/43	68-75	(-7)	27-71/27-59	.380/.458	5-26/7-25	.192/.280	9-18/14-27	.500/.519	33/54 (-21)	12/13	5/18	0/0	12/1	21/17
Louisiana Tech	28/38	43/38	71-76	(-5)	26-70/28-64	.371/.438	9-25/9-23	.360/.391	10-15/11-17	.667/.647	45/43 +2	12/13	11/12	4/2	7/4	19/18
Northwestern St.	45/36	35/35	80-71	+9	30-72/27-70	.417/.386	6-18/9-25	.333/.360	14-20/8-14	.700/.571	48/44 +4	12/12	11/17	4/2	12/4	13/18

Note: Game totals are displayed in the format TEAM/OPPONENT for each category



## UTA TEAM GAME HIGHS

<b>POINTS</b>	80 71 68	vs Northwestern St. (N) (11/28/2020) at Louisiana Tech (11/27/2020) Oklahoma St. (11/25/2020)
<b>FIELD GOALS MADE</b>	30 27	vs Northwestern St. (N) (11/28/2020) Oklahoma St. (11/25/2020)
<b>FIELD GOAL ATTEMPTS</b>	72 71	vs Northwestern St. (N) (11/28/2020) Oklahoma St. (11/25/2020)
<b>FIELD GOAL PERCENTAGE</b>	.417 (30-72) .380 (27-71)	vs Northwestern St. (N) (11/28/2020) Oklahoma St. (11/25/2020)
<b>3 PT FG MADE</b>	9 6	at Louisiana Tech (11/27/2020) vs Northwestern St. (N) (11/28/2020)
<b>3 PT FG ATTEMPTS</b>	26 25	Oklahoma St. (11/25/2020) at Louisiana Tech (11/27/2020)
<b>3 PT FG PERCENTAGE</b>	.360 (9-25) .333 (6-18)	at Louisiana Tech (11/27/2020) vs Northwestern St. (N) (11/28/2020)
<b>FREE THROWS MADE</b>	14 10	vs Northwestern St. (N) (11/28/2020) at Louisiana Tech (11/27/2020)
<b>FREE THROW ATTEMPTS</b>	20 18	vs Northwestern St. (N) (11/28/2020) Oklahoma St. (11/25/2020)
<b>FREE THROW PERCENTAGE</b>	.700 (14-20) .667 (10-15)	vs Northwestern St. (N) (11/28/2020) at Louisiana Tech (11/27/2020)
<b>REBOUNDS</b>	48 45	vs Northwestern St. (N) (11/28/2020) at Louisiana Tech (11/27/2020)
<b>ASSISTS</b>	12 12 12	vs Northwestern St. (N) (11/28/2020) at Louisiana Tech (11/27/2020) Oklahoma St. (11/25/2020)
<b>STEALS</b>	12 12	vs Northwestern St. (N) (11/28/2020) Oklahoma St. (11/25/2020)
<b>BLOCKED SHOTS</b>	4 4	vs Northwestern St. (N) (11/28/2020) at Louisiana Tech (11/27/2020)
<b>TURNOVERS</b>	11 11	vs Northwestern St. (N) (11/28/2020) at Louisiana Tech (11/27/2020)
<b>FOULS</b>	21 18	Oklahoma St. (11/25/2020) at Louisiana Tech (11/27/2020)

## UTA TEAM GAME LOWS

<b>POINTS</b>	68	Oklahoma St. (11/25/2020)
	71	at Louisiana Tech (11/27/2020)
	80	vs Northwestern St. (N) (11/28/2020)
<b>FIELD GOALS MADE</b>	26	at Louisiana Tech (11/27/2020)
	27	Oklahoma St. (11/25/2020)
<b>FIELD GOAL ATTEMPTS</b>	70	at Louisiana Tech (11/27/2020)
	71	Oklahoma St. (11/25/2020)
<b>FIELD GOAL PERCENTAGE</b>	.371 (26-70)	at Louisiana Tech (11/27/2020)
	.380 (27-71)	Oklahoma St. (11/25/2020)
<b>3 PT FG MADE</b>	5	Oklahoma St. (11/25/2020)
	6	vs Northwestern St. (N) (11/28/2020)
<b>3 PT FG ATTEMPTS</b>	18	vs Northwestern St. (N) (11/28/2020)
	25	at Louisiana Tech (11/27/2020)
<b>3 PT FG PERCENTAGE</b>	.192 (5-26)	Oklahoma St. (11/25/2020)
	.333 (6-18)	vs Northwestern St. (N) (11/28/2020)
<b>FREE THROWS MADE</b>	9	Oklahoma St. (11/25/2020)
	10	at Louisiana Tech (11/27/2020)
<b>FREE THROW ATTEMPTS</b>	15	at Louisiana Tech (11/27/2020)
	18	Oklahoma St. (11/25/2020)
<b>FREE THROW PERCENTAGE</b>	.500 (9-18)	Oklahoma St. (11/25/2020)
	.667 (10-15)	at Louisiana Tech (11/27/2020)
<b>REBOUNDS</b>	33	Oklahoma St. (11/25/2020)
	45	at Louisiana Tech (11/27/2020)
<b>ASSISTS</b>	12	vs Northwestern St. (N) (11/28/2020)
	12	at Louisiana Tech (11/27/2020)
	12	Oklahoma St. (11/25/2020)
<b>STEALS</b>	7	at Louisiana Tech (11/27/2020)
	12	vs Northwestern St. (N) (11/28/2020)
	12	Oklahoma St. (11/25/2020)
<b>BLOCKED SHOTS</b>	0	Oklahoma St. (11/25/2020)
	4	vs Northwestern St. (N) (11/28/2020)
	4	at Louisiana Tech (11/27/2020)
<b>TURNOVERS</b>	5	Oklahoma St. (11/25/2020)
	11	vs Northwestern St. (N) (11/28/2020)
	11	at Louisiana Tech (11/27/2020)
<b>FOULS</b>	13	vs Northwestern St. (N) (11/28/2020)
	18	at Louisiana Tech (11/27/2020)



## OPPONENT TEAM GAME HIGHS

<b>POINTS</b>	76	at Louisiana Tech (11/27/2020)
	75	Oklahoma St. (11/25/2020)
	71	vs Northwestern St. (N) (11/28/2020)
<b>FIELD GOALS MADE</b>	28	at Louisiana Tech (11/27/2020)
	27	vs Northwestern St. (N) (11/28/2020)
	27	Oklahoma St. (11/25/2020)
<b>FIELD GOAL ATTEMPTS</b>	70	vs Northwestern St. (N) (11/28/2020)
	64	at Louisiana Tech (11/27/2020)
<b>FIELD GOAL PERCENTAGE</b>	.458 (27-59)	Oklahoma St. (11/25/2020)
	.438 (28-64)	at Louisiana Tech (11/27/2020)
<b>3 PT FG MADE</b>	9	vs Northwestern St. (N) (11/28/2020)
	9	at Louisiana Tech (11/27/2020)
<b>3 PT FG ATTEMPTS</b>	25	vs Northwestern St. (N) (11/28/2020)
	25	Oklahoma St. (11/25/2020)
<b>3 PT FG PERCENTAGE</b>	.391 (9-23)	at Louisiana Tech (11/27/2020)
	.360 (9-25)	vs Northwestern St. (N) (11/28/2020)
<b>FREE THROWS MADE</b>	14	Oklahoma St. (11/25/2020)
	11	at Louisiana Tech (11/27/2020)
<b>FREE THROW ATTEMPTS</b>	27	Oklahoma St. (11/25/2020)
	17	at Louisiana Tech (11/27/2020)
<b>FREE THROW PERCENTAGE</b>	.647 (11-17)	at Louisiana Tech (11/27/2020)
	.571 (8-14)	vs Northwestern St. (N) (11/28/2020)
<b>REBOUNDS</b>	54	Oklahoma St. (11/25/2020)
	44	vs Northwestern St. (N) (11/28/2020)
<b>ASSISTS</b>	13	at Louisiana Tech (11/27/2020)
	13	Oklahoma St. (11/25/2020)
<b>STEALS</b>	4	vs Northwestern St. (N) (11/28/2020)
	4	at Louisiana Tech (11/27/2020)
<b>BLOCKED SHOTS</b>	2	vs Northwestern St. (N) (11/28/2020)
	2	at Louisiana Tech (11/27/2020)
<b>TURNOVERS</b>	18	Oklahoma St. (11/25/2020)
	17	vs Northwestern St. (N) (11/28/2020)
<b>FOULS</b>	18	vs Northwestern St. (N) (11/28/2020)
	17	at Louisiana Tech (11/27/2020)
	17	Oklahoma St. (11/25/2020)

## OPPONENT TEAM GAME LOWS

<b>POINTS</b>	71	vs Northwestern St. (N) (11/28/2020)
	75	Oklahoma St. (11/25/2020)
	76	at Louisiana Tech (11/27/2020)
<b>FIELD GOALS MADE</b>	27	vs Northwestern St. (N) (11/28/2020)
	27	Oklahoma St. (11/25/2020)
<b>FIELD GOAL ATTEMPTS</b>	59	Oklahoma St. (11/25/2020)
	64	at Louisiana Tech (11/27/2020)
<b>FIELD GOAL PERCENTAGE</b>	.386 (27-70)	vs Northwestern St. (N) (11/28/2020)
	.438 (28-64)	at Louisiana Tech (11/27/2020)
<b>3 PT FG MADE</b>	7	Oklahoma St. (11/25/2020)
	9	vs Northwestern St. (N) (11/28/2020)
	9	at Louisiana Tech (11/27/2020)
<b>3 PT FG ATTEMPTS</b>	23	at Louisiana Tech (11/27/2020)
	25	vs Northwestern St. (N) (11/28/2020)
	25	Oklahoma St. (11/25/2020)
<b>3 PT FG PERCENTAGE</b>	.280 (7-25)	Oklahoma St. (11/25/2020)
	.360 (9-25)	vs Northwestern St. (N) (11/28/2020)
<b>FREE THROWS MADE</b>	8	vs Northwestern St. (N) (11/28/2020)
	11	at Louisiana Tech (11/27/2020)
<b>FREE THROW ATTEMPTS</b>	14	vs Northwestern St. (N) (11/28/2020)
	17	at Louisiana Tech (11/27/2020)
<b>FREE THROW PERCENTAGE</b>	.519 (14-27)	Oklahoma St. (11/25/2020)
	.571 (8-14)	vs Northwestern St. (N) (11/28/2020)
<b>REBOUNDS</b>	43	at Louisiana Tech (11/27/2020)
	44	vs Northwestern St. (N) (11/28/2020)
<b>ASSISTS</b>	12	vs Northwestern St. (N) (11/28/2020)
	13	at Louisiana Tech (11/27/2020)
	13	Oklahoma St. (11/25/2020)
<b>STEALS</b>	1	Oklahoma St. (11/25/2020)
	4	vs Northwestern St. (N) (11/28/2020)
	4	at Louisiana Tech (11/27/2020)
<b>BLOCKED SHOTS</b>	0	Oklahoma St. (11/25/2020)
	2	vs Northwestern St. (N) (11/28/2020)
	2	at Louisiana Tech (11/27/2020)
<b>TURNOVERS</b>	12	at Louisiana Tech (11/27/2020)
	17	vs Northwestern St. (N) (11/28/2020)
<b>FOULS</b>	17	at Louisiana Tech (11/27/2020)
	17	Oklahoma St. (11/25/2020)

## UTA PLAYER GAME HIGHS

<b>POINTS</b>	21	Shahada Wells vs Oklahoma St. (11/25/2020)
	18	David Azore at Louisiana Tech (11/27/2020)
	18	Shahada Wells at Louisiana Tech (11/27/2020)
	15	Shahada Wells vs Northwestern St. (N) (11/28/2020)
	14	Sam Griffin at Louisiana Tech (11/27/2020)
	14	David Azore vs Oklahoma St. (11/25/2020)
<b>FIELD GOALS MADE</b>	9	Shahada Wells vs Oklahoma St. (11/25/2020)
	7	Shahada Wells at Louisiana Tech (11/27/2020)
<b>FIELD GOAL ATTEMPTS</b>	16	David Azore at Louisiana Tech (11/27/2020)
	16	Shahada Wells at Louisiana Tech (11/27/2020)
<b>FIELD GOAL PERCENTAGE (min 5 made)</b>	.692 (9-13)	Shahada Wells vs Oklahoma St. (11/25/2020)
	.600 (6-10)	David Azore vs Oklahoma St. (11/25/2020)
<b>3 PT FG MADE</b>	4	Sam Griffin at Louisiana Tech (11/27/2020)
	3	Patrick Mwamba vs Northwestern St. (N) (11/28/2020)
<b>3 PT FG ATTEMPTS</b>	9	Sam Griffin at Louisiana Tech (11/27/2020)
	8	Patrick Mwamba vs Oklahoma St. (11/25/2020)
<b>3 PT FG PERCENTAGE (min 2 made)</b>	.667 (2-3)	Shahada Wells vs Oklahoma St. (11/25/2020)
	.600 (3-5)	Patrick Mwamba vs Northwestern St. (N) (11/28/2020)
<b>FREE THROWS MADE</b>	5	David Azore vs Northwestern St. (N) (11/28/2020)
	4	Fredelin De La Cruz vs Northwestern St. (N) (11/28/2020)
	4	David Azore at Louisiana Tech (11/27/2020)
	4	Fredelin De La Cruz vs Oklahoma St. (11/25/2020)
<b>FREE THROW ATTEMPTS</b>	8	Fredelin De La Cruz vs Oklahoma St. (11/25/2020)
	6	David Azore vs Northwestern St. (N) (11/28/2020)
<b>FREE THROW PERCENTAGE (min 3 made)</b>	.833 (5-6)	David Azore vs Northwestern St. (N) (11/28/2020)
	.800 (4-5)	Fredelin De La Cruz vs Northwestern St. (N) (11/28/2020)
	.800 (4-5)	David Azore at Louisiana Tech (11/27/2020)
<b>REBOUNDS</b>	12	Patrick Mwamba vs Northwestern St. (N) (11/28/2020)
	12	David Azore at Louisiana Tech (11/27/2020)
<b>ASSISTS</b>	6	Nicolas Elame at Louisiana Tech (11/27/2020)
	5	Nicolas Elame vs Oklahoma St. (11/25/2020)
<b>STEALS</b>	5	Shahada Wells vs Oklahoma St. (11/25/2020)
	3	Jordan Phillips vs Northwestern St. (N) (11/28/2020)
	3	Shahada Wells vs Northwestern St. (N) (11/28/2020)
	3	Fredelin De La Cruz vs Northwestern St. (N) (11/28/2020)
<b>BLOCKED SHOTS</b>	2	Fredelin De La Cruz vs Northwestern St. (N) (11/28/2020)
	1	Shahada Wells vs Northwestern St. (N) (11/28/2020)
	1	Patrick Mwamba vs Northwestern St. (N) (11/28/2020)
	1	David Azore at Louisiana Tech (11/27/2020)
	1	Tre Jones at Louisiana Tech (11/27/2020)
	1	Carson Bischoff at Louisiana Tech (11/27/2020)
	1	Grayson Carter at Louisiana Tech (11/27/2020)
<b>TURNOVERS</b>	4	David Azore vs Northwestern St. (N) (11/28/2020)
	3	Nicolas Elame vs Northwestern St. (N) (11/28/2020)
	3	Fredelin De La Cruz at Louisiana Tech (11/27/2020)
<b>FOULS</b>	5	Tre Jones at Louisiana Tech (11/27/2020)
	5	Fredelin De La Cruz at Louisiana Tech (11/27/2020)
	5	Davis Steelman vs Oklahoma St. (11/25/2020)



## OPPONENT PLAYER GAME HIGHS

<b>POINTS</b>	21	Cade Cunningham vs Oklahoma St. (11/25/2020)
	19	Jacolby Pemberton at Louisiana Tech (11/27/2020)
	15	Jairus Roberson vs Northwestern St. (N) (11/28/2020)
	15	Trenton Massner vs Northwestern St. (N) (11/28/2020)
	14	Andrew Gordon at Louisiana Tech (11/27/2020)
<b>FIELD GOALS MADE</b>	7	Jacolby Pemberton at Louisiana Tech (11/27/2020)
	7	Cade Cunningham vs Oklahoma St. (11/25/2020)
<b>FIELD GOAL ATTEMPTS</b>	16	Cade Cunningham vs Oklahoma St. (11/25/2020)
	15	Jairus Roberson vs Northwestern St. (N) (11/28/2020)
	15	Amorie Archibald at Louisiana Tech (11/27/2020)
<b>FIELD GOAL PERCENTAGE (min 5 made)</b>	.857 (6-7)	Andrew Gordon at Louisiana Tech (11/27/2020)
	.778 (7-9)	Jacolby Pemberton at Louisiana Tech (11/27/2020)
<b>3 PT FG MADE</b>	3	Jairus Roberson vs Northwestern St. (N) (11/28/2020)
	3	Kalob Ledoux at Louisiana Tech (11/27/2020)
	3	Jacolby Pemberton at Louisiana Tech (11/27/2020)
<b>3 PT FG ATTEMPTS</b>	9	Jairus Roberson vs Northwestern St. (N) (11/28/2020)
	8	Kalob Ledoux at Louisiana Tech (11/27/2020)
<b>3 PT FG PERCENTAGE (min 2 made)</b>	1.000 (3-3)	Jacolby Pemberton at Louisiana Tech (11/27/2020)
	1.000 (2-2)	Trenton Massner vs Northwestern St. (N) (11/28/2020)
<b>FREE THROWS MADE</b>	5	Cade Cunningham vs Oklahoma St. (11/25/2020)
	3	Trenton Massner vs Northwestern St. (N) (11/28/2020)
	3	Jovan Zelenbaba vs Northwestern St. (N) (11/28/2020)
	3	Kalib Boone vs Oklahoma St. (11/25/2020)
<b>FREE THROW ATTEMPTS</b>	7	Cade Cunningham vs Oklahoma St. (11/25/2020)
	7	Matthew-Alexander Moncrieffe vs Oklahoma St. (11/25/2020)
<b>FREE THROW PERCENTAGE (min 3 made)</b>	.750 (3-4)	Jovan Zelenbaba vs Northwestern St. (N) (11/28/2020)
	.750 (3-4)	Trenton Massner vs Northwestern St. (N) (11/28/2020)
	.750 (3-4)	Kalib Boone vs Oklahoma St. (11/25/2020)
<b>REBOUNDS</b>	13	Isaac Likekele vs Oklahoma St. (11/25/2020)
	12	Jacolby Pemberton at Louisiana Tech (11/27/2020)
	12	Keylan Boone vs Oklahoma St. (11/25/2020)
<b>ASSISTS</b>	7	Isaac Likekele vs Oklahoma St. (11/25/2020)
	5	Amorie Archibald at Louisiana Tech (11/27/2020)
<b>STEALS</b>	3	Amorie Archibald at Louisiana Tech (11/27/2020)
	2	Trenton Massner vs Northwestern St. (N) (11/28/2020)
<b>BLOCKED SHOTS</b>	1	Trenton Massner vs Northwestern St. (N) (11/28/2020)
	1	Dalin Williams vs Northwestern St. (N) (11/28/2020)
	1	Isaiah Crawford at Louisiana Tech (11/27/2020)
	1	Andrew Gordon at Louisiana Tech (11/27/2020)
<b>TURNOVERS</b>	5	Cade Cunningham vs Oklahoma St. (11/25/2020)
	4	Jairus Roberson vs Northwestern St. (N) (11/28/2020)
	4	Isaac Likekele vs Oklahoma St. (11/25/2020)
<b>FOULS</b>	4	Amorie Archibald at Louisiana Tech (11/27/2020)
	3	Dalin Williams vs Northwestern St. (N) (11/28/2020)
	3	Jovan Zelenbaba vs Northwestern St. (N) (11/28/2020)
	3	Isaiah Crawford at Louisiana Tech (11/27/2020)
	3	Jacolby Pemberton at Louisiana Tech (11/27/2020)
	3	Cade Cunningham vs Oklahoma St. (11/25/2020)
	3	Matthew-Alexander Moncrieffe vs Oklahoma St. (11/25/2020)
	3	Kalib Boone vs Oklahoma St. (11/25/2020)

# SINGLE-GAME INDIVIDUAL PROGRAM RECORDS

## POINTS

Pts	Player	Opponent	Date
1. 44	Dink Ford	Texas Wesleyan	Dec. 28, 1964
2. 43	Steven Barber	at UTSA	Jan. 24, 2002
3. 41	Larry Moore	Centenary	Jan. 18, 1973
4. 39	Willie Brand	Prairie View A&M	Dec. 2, 1989
39	Jerry Janek	Texas Wesleyan	Dec. 29, 1962
6. 38	Erick Neal	Appalachian State	Feb. 1, 2018
38	Marquez Haynes	UTSA	Jan. 16, 2010
38	Steven Barber	Wichita State	Nov. 28, 2001
38	Mike Nau	Lamar	Feb. 14, 1967
10. 37	Erick Neal	Appalachian State	Mar. 9, 2018
37	Reger Dowell	Western Kentucky	Mar. 1, 2014
37	Leonard Wilson	ULM	Mar. 6, 1993
37	Eric Gore	North Texas	Feb. 25, 1991
37	Bruce Tibbetts	at McMurry	Jan. 30, 1965
15. 36	Marquez Haynes	vs. Texas A&M-Corpus Christi	Mar. 12, 2009
36	Keith Greene	McNeese State	Feb. 17, 2000
36	Sam Norton	at ULM	Mar. 5, 1984
36	Sam Norton	at Oral Roberts	Jan. 3, 1984
36	Eddie Stallings	Trinity	Feb. 1, 1969
36	Dink Ford	at Texas Wesleyan	Jan. 2, 1965
36	Bruce Tibbetts	at Texas Wesleyan	Jan. 2, 1965
36	John Reglin	at Texas Wesleyan	Jan. 25, 1964
23. 35	Erick Neal	at ULM	Feb. 15, 2018
35	Reger Dowell	Howard Payne	Nov. 13, 2014
35	Bobby Kenyon	Northwestern State	Feb. 27, 1992
35	Willie Brand	at Northwestern State	Feb. 16, 1991
35	Freddie Anderson	at North Texas	Jan. 14, 1976
35	Kenny Jenkins	at Denver	Jan. 10, 1976
35	Eddie Stallings	West Texas A&M	Jan. 2, 1969
35	Noel Roberts	Trinity	Jan. 5, 1963

## FIELD GOALS MADE

FG	Player	Opponent	Date
1. 20	Larry Moore	Centenary	Jan. 18, 1973
2. 16	Cal Tate	Texas Wesleyan	Feb. 15, 1978
16	Ronnie Marsh	at Abilene Christian	Jan. 22, 1973
16	Mike Nau	Lamar	Feb. 14, 1967
6. 15	Noel Roberts	Trinity	Dec. 28, 1962
15	Robert Taylor	Texas Wesleyan	Dec. 17, 1996
15	Bobby Kenyon	Huston-Tillotson	Nov. 29, 1990
15	Sam Norton	ULM	Feb. 25, 1984
15	Sam Norton	at Arkansas State	Jan. 28, 1984
15	Eddie Stallings	Trinity	Feb. 1, 1969
15	Bruce Tibbetts	at McMurry	Jan. 30, 1965
12. 14	Sam Norton	at Oral Roberts	Jan. 3, 1984
14	Cal Tate	Texas Wesleyan	Feb. 15, 1978
14	Freeman Sparks	at McNeese State	Feb. 23, 1976
14	Freddie Anderson	at Louisiana Tech	Feb. 2, 1976
14	Freddie Anderson	at North Texas	Jan. 14, 1976
14	Kenny Jenkins	at Denver	Jan. 10, 1976
14	David Payne	Houston	Feb. 26, 1970
14	Sherman Evans	Tennessee Tech	Dec. 15, 1968
14	Dink Ford	vs. Texas Wesleyan	Dec. 12, 1964

## FIELD GOAL ATTEMPTS

FGA	Player	Opponent	Date
1. 30	Mike Nau	Texas Wesleyan	Dec. 4, 1965
30	Noel Roberts	Trinity	Jan. 5, 1963
3. 29	Miles Robertson	Pepperdine	Dec. 9, 1977
29	Larry Moore	Centenary	Jan. 18, 1973
29	Sherman Evans	at Lamar	Feb. 16, 1970
6. 28	Eric Gore	University of Dallas	Dec. 8, 1990
28	Freddie Anderson	at Louisiana Tech	Feb. 2, 1976
8. 27	Marquez Haynes	North Texas	Nov. 18, 2009
27	Steven Barber	at Wichita State	Nov. 28, 2001
27	Robert Taylor	Texas Wesleyan	Dec. 17, 1996
27	Willie Brand	Sam Houston State	Jan. 11, 1990
27	Willie Brand	UTSA	Nov. 28, 1988
27	Sam Norton	at Oral Roberts	Jan. 3, 1984
14. 26	Cal Tate	Texas Wesleyan	Feb. 15, 1978
26	Ronnie Marsh	at Centenary	Feb. 5, 1973
26	Sherman Evans	Tennessee Tech	Dec. 15, 1969
26	Mike Nau	Lamar	Feb. 14, 1967

## FIELD GOAL PERCENTAGE (Min. 5 Made)

Pct. (FG-A)	Player	Opponent	Date
1. 1.000 (10-10)	Jermaine Griffin	at Lamar	Feb. 14, 2008
1.000 (10-10)	Ike Mitchell	at Lamar	Jan. 18, 1986
1.000 (10-10)	Albert Culton	vs. Valpariso	Jan. 10, 1981
1.000 (9-9)	Erick Neal	at Rice	Nov. 29, 2015
1.000 (9-9)	Roger Shute	at TAMU-Kingsville	Jan. 19, 1976
1.000 (7-7)	Jorge Bilbao	at Louisiana	Feb. 7, 2015
1.000 (7-7)	Jermaine Griffin	UT Tyler	Nov. 11, 2006
1.000 (7-7)	Steven Thomas	at New Mexico State	Nov. 26, 2004
1.000 (6-6)	Andres Ibarguen	vs. Georgia Southern	Mar. 16, 2019
1.000 (6-6)	Johnny Hamilton	Rice	Nov. 29, 2017
1.000 (6-6)	Jordan Reves	Houston Baptist	Jan. 5, 2011
1.000 (6-6)	Keith Howell	UT Permian Basin	Dec. 5, 2003
1.000 (6-6)	Donald Harris	at Baylor	Nov. 21, 2001
1.000 (5-5)	Jabari Narcis	at #8 Gonzaga	Nov. 19, 2019
1.000 (5-5)	Link Kabadyundi	at Alabama	Nov. 21, 2017
1.000 (5-5)	Kennedy Eubanks	at Georgia Southern	Feb. 4, 2016
1.000 (5-5)	Anthony Walker	at South Alabama	Mar. 8, 2014
1.000 (5-5)	Anthony Walker	at Oklahoma	Dec. 17, 2013
1.000 (5-5)	Vincent Dillard	Samford	Nov. 12, 2013
1.000 (5-5)	Brandon Edwards	Central Arkansas	Feb. 7, 2011
1.000 (5-5)	Anthony Vereen	vs. Schreiner	Nov. 26, 2007
1.000 (5-5)	Jermaine Griffin	vs. UC Riverside	Nov. 12, 2007
1.000 (5-5)	Jermaine Griffin	San Diego	Dec. 4, 2004
1.000 (5-5)	Bill Washington	at Arkansas State	Dec. 6, 1997
1.000 (5-5)	Jesse Kemp	Lamar	Jan. 22, 1976

## 3-POINTERS MADE

No.	Player	Opponent	Date
1. 9	Erick Neal	at ULM	Feb. 15, 2018
9	Willie Brand	Northwestern State	Feb. 14, 1991
3. 8	Eric Gore	at Charleston Southern	Dec. 28, 1991
4. 7	Erick Neal	Georgia State	Feb. 24, 2018
7	Kevin Hervey	at Louisiana	Mar. 4, 2017
7	Jamel Outler	vs Houston Baptist	Nov. 22, 2014
7	Kevin Butler	at Idaho	Feb. 14, 2013
7	LaMarcus Reed III	at A&M-Corpus Christi	Mar. 2, 2011
7	Roge'r Guignard	at UTSA	Feb. 20, 2008
7	Roge'r Guignard	vs. Hardin-Simmons	Dec. 29, 2007
7	Brady Dawkins	at Nicholls	Feb. 23, 2006
7	Jabari Johnson	at ULM	Mar. 1, 2001
7	Jabari Johnson	McNeese State	Jan. 27, 2000
7	Ronald Smith	McNeese State	Feb. 13, 1993
7	Ronald Smith	Stephen F. Austin	Jan. 23, 1993
7	Darrell Harmon	UTSA	Jan. 2, 1992
7	Glover Cody	McNeese State	Feb. 21, 1991
7	Rodrick Ford	UT Pan American	Dec. 19, 1988
7	Rodrick Ford	at UT Pan American	Dec. 19, 1987

## 3-POINT ATTEMPTS

No.	Player	Opponent	Date
1. 17	Roge'r Guignard	at UTSA	Feb. 20, 2008
2. 16	Roge'r Guignard	at Texas Southern	Dec. 20, 2006
16	Robert Mays	Nicholls	Dec. 3, 1990
4. 15	Erick Neal	at South Alabama	Jan. 16, 2016
15	Reger Dowell	at Georgia State	Feb. 1, 2014
15	Jabari Johnson	McNeese State	Jan. 27, 2000
15	Leonard Wilson	at Northwestern State	Feb. 1, 1992
15	Bobby Kenyon	McNeese State	Feb. 21, 1991
15	Ronnie Pruitt	McNeese State	Feb. 21, 1991
10. 14	Erick Neal	at Georgia State	Jan. 25, 2018
14	Reger Dowell	Troy	Jan. 23, 2014
14	Ronald Smith	Stephen F. Austin	Jan. 23, 1993
14	Eric Gore	at Stephen F. Austin	Jan. 11, 1992
14	Eric Gore	at Charleston Southern	Dec. 28, 1991
14	Robert Mays	at New Mexico	Nov. 23, 1990
16. 13	Edric Dennis	at Coastal Carolina	Jan. 12, 2019
13	Kevin Hervey	Georgia State	Feb. 24, 2018
13	Brandon Long	at Houston Baptist	Nov. 29, 2008
13	Brandon Long	at Texas Southern	Dec. 20, 2006
13	Steven Barber	McNeese State	Jan. 27, 2000
13	Anthony Durham	McNeese State	Jan. 30, 1997
13	Willie Brand	Sam Houston State	Jan. 11, 1990
13	Willie Brand	UTSA	Nov. 28, 1988

## 3-POINT PERCENTAGE (Min. 5 Made)

Pct. (FG-A)	Player	Opponent	Date
1. 1.000 (7-7)	Kevin Butler	at Idaho	Feb. 14, 2013
1.000 (5-5)	Jabari Narcis	at #8 Gonzaga	Nov. 19, 2019
1.000 (5-5)	Scott Cross	UTSA	Feb. 14, 1998



# SINGLE-GAME INDIVIDUAL PROGRAM RECORDS

## FREE THROWS MADE

No.	Player	Opponent	Date
1. 20	Paul Renfro	Louisiana	Feb. 19, 1979
2. 19	Eddie Stallings	West Texas A&M	Jan. 2, 1969
3. 18	Dink Ford	TAMU-Commerce	Dec. 12, 1964
4. 17	Jerry Janek	Texas Wesleyan	Dec. 29, 1962
5. 16	Steven Thomas	San Diego	Dec. 4, 2004
16	Steven Thomas	at UTSA	Jan. 10, 2004
16	Dink Ford	vs. Texas Wesleyan	Dec. 29, 1964
16	Jerry Janek	vs. Texas Wesleyan	Dec. 29, 1962
9. 15	Edric Dennis	vs. Little Rock	Jan. 19, 2019
15	Reger Dowell	Western Kentucky	Mar. 1, 2014
15	Paul Renfro	McNeese State	Feb. 3, 1979
15	Harvey Harris	Lamar	Dec. 18, 1962
13. 14	Scott Cross	Air Force	Dec. 22, 1997
14	Eddie Stallings	at Texas Tech	Jan. 20, 1968
14	Dink Ford	Angelo State	Feb. 8, 1966
14	Jay Hawley	vs. Texas Wesleyan	Dec. 29, 1960
14	LaMarcus Reed	at UTSA	Mar. 3, 2012

## FREE THROW ATTEMPTS

No.	Player	Opponent	Date
1. 22	Eddie Stallings	West Texas A&M	Jan. 18, 1969
22	Steven Thomas	ULM	Jan. 22, 2005
3. 21	Jerry Janek	Texas Wesleyan	Dec. 29, 1962
4. 20	Glover Cody	at Georgia State	Dec. 15, 1990
20	Paul Renfro	Louisiana	Feb. 19, 1979
6. 19	Bruce Tibbetts	Austin College	Dec. 10, 1964
7. 18	Reger Dowell	Western Kentucky	Mar. 1, 2014
18	Steven Thomas	Northwestern State	Jan. 12, 2005
18	Steven Barber	at Sam Houston State	March 6, 2001
18	Dink Ford	vs. Texas Wesleyan	Dec. 29, 1964

## FREE THROW PERCENTAGE (Min. 10 Att.)

Pct. (FG-A)	Player	Opponent	Date
1. 1.000 (20-20)	Paul Renfro	at Louisiana	Feb. 19, 1979
1.000 (13-13)	Eddie Stallings	at Houston	Feb. 22, 1968
1.000 (12-12)	Jordan Reves	at McNeese State	Feb. 22, 2012
1.000 (12-12)	Derrick Obasohan	at Nicholls	Feb. 28, 2004
1.000 (12-12)	Brian Myers	at Northwestern State	Feb. 22, 1996
1.000 (12-12)	Paul Renfro	McNeese State	Jan. 28, 1980
1.000 (11-11)	Brandon Edwards	at South Alabama	Mar. 8, 2014
1.000 (11-11)	Rodrick Epps	at Texas State	Feb. 3, 2007
1.000 (11-11)	Keith Howell	at Northwestern State	Jan. 30, 2003
1.000 (11-11)	Melvin Polk	at TCU	Dec. 1, 1979
1.000 (11-11)	Paul Renfro	at Wichita State	Dec. 8, 1978
1.000 (11-11)	Mike Nau	vs. Austin College	Dec. 29, 1965
1.000 (10-10)	Rodrick Epps	at AMCC	Feb. 19, 2007
1.000 (10-10)	Reggie Brown	North Texas	Feb. 3, 1996
1.000 (10-10)	Keith Cornett	at Northwestern State	Feb. 4, 1995
1.000 (10-10)	Ricky Leggett	at Baylor	Dec. 16, 1980
1.000 (10-10)	Melvin Polk	at Baylor	Dec. 16, 1980

## REBOUNDS

No.	Player	Opponent	Date
1. 24	Albert Culton	vs. Northeastern	Jan. 9, 1981
2. 23	Bruce Tibbetts	Austin College	Dec. 10, 1964
23	Jerry Janek	vs. Texas Wesleyan	Dec. 29, 1962
4. 22	Jermaine Griffin	UT Permian Basin	Dec. 1, 2005
5. 21	Mike Nau	Texas Wesleyan	Dec. 4, 1965
21	Mike Nau	Austin College	Dec. 13, 1966
21	Bruce Tibbetts	at McMurry	Jan. 30, 1965
8. 20	Sam Norton	McNeese State	Feb. 11, 1984
20	Mike Nau	Lamar	Feb. 14, 1967
20	Sherman Evans	at Samford	Dec. 18, 1971
11. 19	Brandon Edwards	at Troy	Mar. 6, 2014
19	Johnny McDowell	Sam Houston State	Jan. 21, 1993
19	Donny Beachum	UT Pan American	Jan. 21, 2004
19	John Reglin	Lamar	Feb. 14, 1967
19	John Reglin	Lamar	Jan. 8, 1966
19	Sam Norton	ULM	Feb. 2, 1984
19	Sherman Evans	Arkansas	Dec. 13, 1970

## OFFENSIVE REBOUNDS (Since 1983-84)

No.	Player	Opponent	Date
1. 12	Johnny McDowell	UTSA	Jan. 2, 1992
12	Sam Norton	McNeese State	Feb. 11, 1984
3. 11	Eric Gore	University of Dallas	Dec. 8, 1990
11	Sam Norton	Louisiana Tech	Mar. 1, 1984
11	Sam Norton	at Oral Roberts	Jan. 3, 1984
6. 10	Eric Gore	at ULM	Feb. 16, 1991
10	Michael Beasley	Morehead State	Jan. 3, 1989
8. 9	Johnny Hamilton	vs. Georgia State	Mar. 1, 2018
9	Bill Washington	at Northwestern State	Feb. 18, 1999
9	Bill Washington	at UTSA	Jan. 10, 1998
9	Robert Taylor	Texas Wesleyan	Dec. 17, 1996
9	Johnny McDowell	Sul Ross State	Dec. 4, 1992
9	Johnny McDowell	at Northwestern State	Feb. 1, 1992
9	Leonard Wilson	Nicholls	Dec. 3, 1990
9	Bill Nygard	Huston-Tillotson	Nov. 29, 1990

## DEFENSIVE REBOUNDS (Since 1983-84)

No.	Player	Opponent	Date
1. 14	Jermaine Griffin	UT Permian Basin	Dec. 1, 2005
14	Robert Taylor	ULM	Feb. 27, 1997
14	Sam Norton	North Texas	Feb. 9, 1984
14	Sam Norton	ULM	Feb. 2, 1984
5. 13	David Azore	at Texas State	Feb. 2, 2019
13	Kevin Hervey	at UTRGV	Dec. 16, 2018
13	Kevin Hervey	South Alabama	Feb. 25, 2017
13	Mack Callier	at Sam Houston State	Feb. 17, 2003
13	David Allen	North Texas	Jan. 14, 1989
10. 12	David Azore	at Georgia Southern	Dec. 21, 2019
12	Kevin Hervey	Appalachian State	Feb. 1, 2018
12	Kevin Hervey	at Loyola Marymount	Dec. 22, 2016
12	Larry Posey	UTSA	Feb. 15, 2007
12	Steven Thomas	at Stephen F. Austin	Jan. 26, 2006
12	Anthony Durham	Northwestern State	Mar. 1, 1997
12	Bill Washington	Jarvis Christian	Dec. 2, 1996
12	Johnny McDowell	Sam Houston State	Jan. 21, 1993
12	Johnny McDowell	at Nicholls	Jan. 16, 1993
12	Johnny McDowell	vs. Gonzaga	Dec. 11, 1992
<b>20. 11</b>	<b>DAVID AZORE</b>	<b>AT LOUISIANA TECH</b>	<b>NOV. 27, 2020</b>
11	David Azore	at Appalachian State	Jan. 10, 2019
11	Johnny Hamilton	at Northern Iowa	Dec. 7, 2017
11	Kevin Hervey	at Grand Canyon	Nov. 20, 2014
11	Brandon Edwards	vs. ULM	Mar. 13, 2014
11	Brandon Edwards	at Troy	Mar. 6, 2014
11	Brandon Edwards	Samford	Nov. 12, 2013
11	LaMarcus Reed III	vs. Southeastern La	Feb. 19, 2011
11	Steven Thomas	SE Louisiana	Jan. 19, 2006
11	Steven Thomas	at South Florida	Dec. 29, 2004
11	Mack Callier	at Sam Houston State	Mar. 6, 2001
11	Mack Callier	Texas State	Feb. 12, 2001
11	Brian Myers	TAMU-Commerce	Dec. 11, 1993

## ASSISTS

No.	Player	Opponent	Date
1. 17	Jermaine Johnson	at Sam Houston State	Dec. 28, 1998
2. 16	Sean Miller	at Northwestern State	Feb. 19, 1994
3. 15	Erick Neal	at Niagara	Nov. 25, 2017
15	Glover Cody	North Texas	Feb. 15, 1992
15	Glover Cody	at Northwestern State	Feb. 14, 1991
15	Glover Cody	at Sam Houston State	Jan. 25, 1991
6. 13	Erick Neal	UT Dallas	Nov. 27, 2017
13	Erick Neal	at BYU	Mar. 15, 2017
13	Erick Neal	Louisiana	Jan. 23, 2017
13	Erick Neal	UT Dallas	Dec. 5, 2016
13	Glover Cody	at Iowa State	Dec. 10, 1991
13	Glover Cody	vs. Army	Nov. 24, 1990
13	Ronnell Peters	at ULM	Feb. 25, 1984
13	Ricky Leggett	at Denver	Dec. 12, 1978
13	Jesse Kemp	McNeese State	Feb. 28, 1977
13	David Payne	at UT Pan American	Jan. 18, 1971
13	David Payne	at Texas Wesleyan	Dec. 16, 1969





# SINGLE-GAME INDIVIDUAL PROGRAM RECORDS

## BLOCKED SHOTS

No.	Player	Opponent	Date
1. 9	Paul Renfro	Texas Wesleyan	Jan. 18, 1980
2. 8	Miles Robertson	Louisiana Tech	Mar. 1, 1979
3. 7	Johnny Hamilton	at Georgia State	Jan. 25, 2018
4. 6	Johnny Hamilton	Georgia Southern	Feb. 22, 2018
6	Brandon Williams	vs Howard Payne	Dec. 20, 2014
6	Jordan Reves	at San Jose State	Jan. 28, 2013
6	Jordan Reves	vs. Louisiana Tech	Jan. 5, 2013
6	Jermaine Griffin	at Western Illinois	Dec. 4, 2006
6	Miles Robertson	St. Edward's	Nov. 26, 1977
6	Trey Parker	Sam Houston State	Jan. 30, 2008
11. 5	Brandon Edwards	ULM	Jan. 9, 2014
5	Jermaine Griffin	at Texas State	Feb. 3, 2007
5	Jermaine Griffin	UT Tyler	Nov. 11, 2006
5	Roy Johnson	at Northwestern State	Feb. 26, 2004
5	Jermaine Johnson	at UTSA	Jan. 7, 1999
5	Johnny McDowell	McNeese State	Jan. 25, 1992
5	Ralph McPherson	Arkansas State	Feb. 16, 1981
5	Albert Culton	McNeese State	Feb. 7, 1981

## STEALS

No.	Player	Opponent	Date
1. 8	Bill Washington	McNeese State	Jan. 27, 2000
8	Leonard Wilson	Nicholls	Dec. 3, 1990
3. 7	Bill Washington	Stephen F. Austin	Feb. 11, 1999
7	Bill Washington	McMurry	Nov. 24, 1998
7	Glover Cody	at North Texas	Feb. 28, 1991
7	Rodrick Ford	US International	Feb. 5, 1987
7	Rodrick Ford	at Stephen F. Austin	Jan. 16, 1987
7	Ronnell Peters	Arkansas State	Feb. 1, 1986

## TURNOVERS

No.	Player	Opponent	Date
1. 12	Ricky Leggett	at Lamar	Mar. 4, 1978
2. 11	Erick Neal	at Georgia Southern	Jan. 27, 2018
11	Johnny Hill	at Georgia State	Jan. 15, 2015
11	Ronnie Marsh	at Hardin-Simmons	Feb. 2, 1974
5. 10	Lonnie McClanahan	at Texas State	Jan. 18, 2014
10	Josh Daniel	ULM	Mar. 7, 2003
10	Miles Robertson	at Lamar	Feb. 10, 1979
10	Ricky Leggett	at Baylor	Dec. 16, 1980
10	Greg Stuckey	at Lamar	Feb. 24, 1977

## MINUTES PLAYED (Since 1973-74)

No.	Player	Opponent	Date
1. 50	Jermaine Johnson	at Sam Houston State	Dec. 28, 1998
2. 49	Keith Howell	ULM	Mar. 7, 2003
49	Donald Harris	at Sam Houston State	Dec. 28, 1998
4. 47	Rickey Leggett	McNeese State	Jan. 28, 1980
47	Jeffrey Stewart	McNeese State	Jan. 28, 1980
47	Miles Robertson	at Pepperdine	Dec. 9, 1977
47	Cal Tate	at Pepperdine	Dec. 9, 1977
8. 46	Rodrick Epps	at TCU	Nov. 18, 2006
46	Larry Posey	at TCU	Nov. 18, 2006
46	Donald Harris	at Stephen F. Austin	Feb. 6, 1999
46	Bill Washington	at Stephen F. Austin	Feb. 6, 1999
12. 45	Jarrett Howell	at Sam Houston State	Mar. 7, 2006
45	Josh Daniel	ULM	Mar. 7, 2003
45	Keith Greene	at Stephen F. Austin	Feb. 6, 1999
45	Reggie Brown	Sam Houston State	Feb. 13, 1997
45	Doug Gann	vs. UNC Wilmington	Dec. 30, 1989
45	Danny Johnson	Texas Southern	Jan. 13, 1983
45	Ronny Newton	Louisiana Tech	Feb. 21, 1977
45	Greg Stuckey	Louisiana Tech	Feb. 21, 1977
45	Jesse Kemp	Louisiana Tech	Feb. 21, 1977
45	Darnell Johnson	Louisiana Tech	Feb. 21, 1977
45	Jesse Kemp	North Texas	Jan. 12, 1977



# SINGLE-GAME TEAM PROGRAM RECORDS

## POINTS

Total (Score)	Opponent	Date
1. 154 (154-85)	Huston-Tillotson	Nov. 29, 1990
2. 149 (149-86)	University of Dallas	Dec. 8, 1990
3. 138 (138-135, 3OT)	Lamar	Feb. 14, 1967
4. 130 (130-64)	Huston-Tillotson	Nov. 28, 1991
5. 126 (126-73)	Texas Wesleyan	Dec. 7, 1981
6. 124 (124-123, 3OT)	at Sam Houston State	Dec. 28, 1998
7. 121 (121-61)	Schreiner	Dec. 3, 1992
8. 118 (118-84)	at Texas State	Feb. 9, 1991
9. 117 (117-115)	Nicholls	Dec. 3, 1990
10. 116 (116-87)	St. Edward's	Nov. 26, 1977
11. 115 (115-109)	North Texas	Feb. 25, 1991
115 (115-100)	Texas Wesleyan	Jan. 2, 1965
13. 114 (114-78)	Texas Wesleyan	Dec. 17, 1968
14. 113 (113-81)	vs. San Francisco	Nov. 29, 1991
113 (113-104)	at Georgia State	Dec. 15, 1990
113 (113-85)	SE Louisiana	Dec. 1, 1990
113 (113-109, OT)	at Texas Wesleyan	Jan. 30, 1968
18. 111 (111-64)	Howard Payne	Nov. 13, 2013
111 (111-77)	McNeese State	Feb. 7, 1981
111 (111-92)	Abilene Christian	Jan. 31, 1970
111 (111-120)	Lamar	Feb. 6, 1968
22. 110 (110-103)	at Texas State	Feb. 3, 2007
110 (110-85)	Georgia State	Dec. 7, 1991
110 (110-92)	Texas Wesleyan	Jan. 8, 1987
110 (110-116)	at Sam Houston State	Dec. 11, 1967
110 (110-93)	Texas Wesleyan	Dec. 3, 1964
27. 109 (109-96)	Hardin-Simmons	Dec. 11, 1978
28. 108 (108-71)	Louisiana	Jan. 23, 2017
108 (108-84)	at Nicholls	Jan. 2, 1991
108 (108-103)	UT Pan American	Feb. 26, 1968
108 (108-116)	Angelo State	Dec. 21, 1967
108 (108-95)	Trinity	Jan. 10, 1966
33. 107 (107-65)	Texas A&M-Kingsville	Nov. 29, 1982
34. 106 (106-76)	Tarleton State	Nov. 29, 1986
106 (106-116)	at Drake	Dec. 22, 1979
106 (106-72)	Abilene Christian	Feb. 19, 1973
37. 105 (105-89)	at BYU	Mar. 15, 2017
105 (105-63)	Austin College	Jan. 30, 2007
105 (105-91)	Sul Ross State	Dec. 4, 1992
40. 104 (104-106)	Louisiana	Feb. 27, 1978
104 (104-100)	vs. Texas Wesleyan	Dec. 28, 1964
42. 103 (103-45)	Hardin-Simmons	Dec. 29, 2001
103 (103-88)	McNeese State	Feb. 20, 1992
103 (103-86)	Texas Wesleyan	Jan. 19, 1981
103 (103-115)	at Louisiana	Feb. 19, 1979
103 (103-70)	at Tarleton State	Feb. 1, 1966
103 (103-92)	Lamar	Feb. 27, 1965
48. 102 (102-72)	Texas Southern	Nov. 14, 2007
102 (102-108)	Denver	Dec. 12, 1977
102 (102-104, 2OT)	Texas Southern	Jan. 13, 1983
102 (102-90)	Texas Wesleyan	Dec. 4, 1965
102 (102-88)	at Texas Wesleyan	Jan. 25, 1964
53. 101 (101-85)	vs. Texas Wesleyan	Dec. 22, 2009
101 (101-123)	at Northwestern State	Feb. 19, 1994
101 (101-45)	Austin College	Dec. 3, 1991
101 (101-95)	Texas State	Jan. 12, 1991
101 (101-105, OT)	North Texas	Jan. 12, 1977
101 (101-110)	at North Texas	Jan. 14, 1976
101 (101-82)	UT Pan American	Jan. 21, 1971
101 (101-110)	Texas Wesleyan	Dec. 13, 1967
61. 100 (100-97, 2OT)	at UTSA	Jan. 17, 2009
100 (100-85)	McNeese State	Feb. 18, 1995
100 (100-97, 2OT)	TAMU-Commerce	Dec. 11, 1993
100 (100-78)	at Sam Houston State	Feb. 20, 1993
100 (100-90)	North Texas	Feb. 15, 1992
100 (100-79)	US International	Feb. 5, 1987
100 (100-87)	McNeese State	Mar. 3, 1981
100 (100-74)	Hardin-Simmons	Jan. 12, 1981
100 (100-85)	McNeese State	Feb. 3, 1979
100 (100-89)	at Angelo State	Jan. 1, 1970
100 (100-92)	West Texas A&M	Mar. 1, 1968

### In A Loss

111 (111-120)	Lamar	Feb. 6, 1968
---------------	-------	--------------

## POINTS IN AN OVERTIME GAME

Total (Score)	Opponent	Date
1. 138 (138-135, 3OT)	Lamar	Feb. 14, 1967
2. 124 (124-123, 3OT)	at Sam Houston State	Dec. 28, 1998
3. 118 (118-117, 4OT)	Hardin-Simmons	Dec. 11, 1971
4. 113 (113-109, OT)	at Texas Wesleyan	Jan. 30, 1968
5. 102 (102-104, 2OT)	Texas Southern	Jan. 13, 1983
6. 101 (101-105, OT)	North Texas	Jan. 12, 1977
7. 100 (100-97, 2OT)	at UTSA	Jan. 17, 2009
100 (100-97, 2OT)	Texas A&M Commerce	Dec. 11, 1993

## POINTS AT HOME

Total (Score)	Opponent	Date
1. 154 (154-85)	Huston-Tillotson	Nov. 29, 1990
2. 149 (149-86)	University of Dallas	Dec. 8, 1990
3. 138 (138-135, 3OT)	Lamar	Feb. 14, 1967
4. 130 (130-64)	Huston-Tillotson	Nov. 28, 1991
5. 126 (126-73)	Texas Wesleyan	Dec. 7, 1981
6. 121 (121-61)	Schreiner	Dec. 3, 1992
7. 118 (118-117, 4OT)	Hardin-Simmons	Dec. 11, 1971
8. 117 (117-115)	Nicholls	Dec. 3, 1990
9. 116 (116-87)	St. Edward's	Nov. 26, 1977
10. 115 (115-100)	Texas Wesleyan	Jan. 2, 1965

### In Conference Play

117 (117-115)	Nicholls	Dec. 3, 1990
---------------	----------	--------------

### vs. Non-Conference Opponent

154 (154-85)	Huston-Tillotson	Nov. 29, 1990
--------------	------------------	---------------

## POINTS ON THE ROAD

Total (Score)	Opponent	Date
1. 124 (124-123, 3OT)	at Sam Houston State	Dec. 28, 1998
2. 118 (118-84)	at Texas State	Feb. 9, 1991
3. 113 (113-104)	at Georgia State	Dec. 15, 1990
113 (113-109, OT)	at Texas Wesleyan	Jan. 30, 1968
5. 110 (110-103)	at Texas State	Feb. 3, 2007
110 (110-116)	at Sam Houston State	Dec. 11, 1967
7. 108 (108-84)	at Nicholls	Jan. 2, 1991
8. 106 (106-116)	at Drake	Dec. 22, 1979
9. 103 (103-72)	at SE Louisiana	Jan. 4, 1991
103 (103-115)	at Louisiana	Feb. 19, 1979
103 (103-70)	at Tarleton State	Feb. 1, 1966

## POINTS AT A NEUTRAL SITE

Total (Score)	Opponent	Date
1. 113 (113-81)	vs. San Francisco	Nov. 29, 1991
2. 104 (104-100)	vs. Texas Wesleyan	Dec. 28, 1964

## LARGEST COMBINED SCORE

Total (Score)	Opponent	Date
1. 273 (138-135, 3OT)	Lamar	Feb. 14, 1967
2. 247 (124-123, 3OT)	at Sam Houston State	Dec. 28, 1998
3. 239 (154-85)	Huston-Tillotson	Nov. 29, 1990
4. 235 (149-86)	University of Dallas	Dec. 8, 1990
235 (118-117, 4OT)	Hardin-Simmons	Dec. 11, 1971
6. 232 (117-115)	Nicholls	Dec. 3, 1990
7. 231 (111-120)	Lamar	Feb. 6, 1968
8. 226 (110-116)	at Sam Houston State	Dec. 11, 1967
9. 224 (101-123)	at Northwestern State	Feb. 19, 1994
224 (115-109)	North Texas	Feb. 25, 1991
224 (108-116)	Angelo State	Dec. 21, 1967

## POINTS IN A HALF

Total (Half)	Opponent	Date
1. 90 (2nd)	Huston-Tillotson	Nov. 29, 1990
2. 78 (1st)	University of Dallas	Dec. 8, 1990
3. 69 (2nd)	Nicholls	Jan. 24, 1998
4. 72 (2nd)	at Texas State	Feb. 9, 1991
5. 71 (2nd)	University of Dallas	Dec. 8, 1990
6. 70 (2nd)	at SE Louisiana	Jan. 4, 1991
7. 69 (2nd)	at Georgia State	Dec. 15, 1990
69 (1st)	Austin College	Dec. 13, 1966
9. 68 (2nd)	Louisiana	Jan. 23, 2017
68 (2nd)	at Nicholls	Jan. 2, 1991
11. 67 (2nd)	Texas Wesleyan	Dec. 7, 1981



# SINGLE-GAME TEAM PROGRAM RECORDS

## FIELD GOALS MADE

Total	Opponent	Date
1. 60	Huston-Tillotson	Nov. 29, 1990
2. 57	Lamar	Feb. 14, 1967
3. 53	University of Dallas	Dec. 8, 1990
53	Texas Wesleyan	Dec. 7, 1981
5. 50	Huston-Tillotson	Nov. 26, 1991
6. 47	St. Edward's	Nov. 26, 1977
47	at Texas Wesleyan	Jan. 30, 1968
8. 45	Schreiner	Dec. 3, 1992
45	Abilene Christian	Jan. 31, 1970
10. 44	Nicholls	Dec. 3, 1990
44	Tarleton State	Nov. 29, 1986
44	North Texas	Jan. 12, 1977
44	UT Pan American	Jan. 21, 1971
44	Texas Wesleyan	Dec. 17, 1968

## FIELD GOALS ATTEMPTED

Total	Opponent	Date
1. 122	Huston-Tillotson	Nov. 29, 1990
2. 105	at New Mexico	Nov. 23, 1990
3. 102	University of Dallas	Dec. 8, 1990
102	Nicholls	Dec. 3, 1990
5. 101	Hardin-Simmons	Dec. 11, 1971
6. 100	South Dakota State	Dec. 6, 1971
7. 98	North Texas	Jan. 12, 1977
8. 97	Lamar	Feb. 14, 1967
9. 95	Texas Wesleyan	Dec. 4, 1965
10. 94	at Denver	Jan. 8, 1975
94	Texas Wesleyan	Dec. 3, 1964

## FIELD GOAL PERCENTAGE (Min. 30 Made)

Pct. (FG-A)	Opponent	Date
1. .723 (34-47)	UT Tyler	Dec. 22, 2004
2. .680 (53-78)	Texas Wesleyan	Dec. 7, 1981
3. .667 (34-51)	Central Arkansas	Feb. 7, 2011
.667 (32-48)	vs. Valparaiso	Jan. 10, 1981
5. .660 (40-62)	at Texas Wesleyan	Jan. 2, 1965
6. .653 (32-49)	at ULM	Feb. 1, 2003
7. .642 (34-53)	vs. Georgia State	Dec. 22, 1984
8. .639 (39-61)	vs. Schreiner	Nov. 26, 2007
9. .635 (33-52)	at UTSA	Feb. 19, 1996
10. .630 (42-67)	Oklahoma State	Jan. 14, 1984
.630 (36-57)	Oral Roberts	Jan. 23, 1982

## 3-POINTERS MADE

Total	Opponent	Date
1. 17	Bradley	Dec. 8, 2015
2. 16	Texas State	Jan. 12, 1991
3. 15	UT Dallas	Nov. 5, 2019
15	at South Alabama	Feb. 28, 2019
15	at Arkansas State	Jan. 13, 2018
15	Coastal Carolina	Dec. 31, 2016
15	at Northwestern State	Jan. 6, 2000
15	at TCU	Dec. 19, 1999
15	UTSA	Jan. 2, 1992
15	at Northwestern State	Feb. 14, 1991
15	Huston-Tillotson	Nov. 29, 1990
12. 14	Georgia Southern	Jan. 2, 2016
14	UT Tyler	Nov. 16, 2010
14	McNeese State	Jan. 27, 2000
14	at Nicholls	Jan. 15, 2000
14	vs. San Francisco	Nov. 29, 1991
14	at SE Louisiana	Jan. 4, 1991

## 3-POINTERS ATTEMPTED

Total	Opponent	Date
1. 42	at South Alabama	Jan. 16, 2016
2. 40	at Northwestern State	Feb. 1, 1992
3. 39	McNeese State	Jan. 27, 2000
39	at ULM	Jan. 8, 2000
39	Nicholls	Dec. 3, 1990
6. 38	Little Rock	Jan. 23, 2016
38	Coastal Carolina	Dec. 31, 2016
38	at Texas Southern	Dec. 20, 2006
9. 37	UT Dallas	Nov. 5, 2019
37	at North Texas	Nov. 30, 2010
11. 36	at Nevada	Nov. 12, 2019
36	Rice	Nov. 29, 2017
36	McNeese State	Feb. 21, 1991
36	Huston-Tillotson	Nov. 29, 1990

## 3-POINT PERCENTAGE (Min. 10 Made)

Pct. (FG-A)	Opponent	Date
1. .706 (12-17)	McNeese State	Feb. 18, 1995
2. .700 (14-20)	at SE Louisiana	Jan. 4, 1991
3. .625 (10-16)	Appalachian State	Feb. 1, 2018
4. .619 (13-21)	Houston Baptist	Nov. 22, 2014
5. .577 (15-26)	at South Alabama	Feb. 28, 2019
6. .556 (15-27)	at Arkansas State	Jan. 13, 2018
7. .545 (12-22)	at Troy	Mar. 2, 2019
.545 (12-22)	at Georgia Southern	Feb. 20, 2017

## FREE THROWS MADE

Total	Opponent	Date
1. 42	Schreiner	Dec. 3, 1992
2. 41	Sam Houston State	Dec. 9, 1968
3. 38	San Diego	Dec. 4, 2004
4. 36	McNeese State	Feb. 3, 1979
36	Missouri-Rolla	Dec. 18, 1968
6. 35	Texas Lutheran	Nov. 12, 2010
35	at Texas State	Feb. 3, 2007
35	at Georgia State	Dec. 15, 1990
35	West Texas A&M	Jan. 2, 1969
35	at Texas Wesleyan	Jan. 2, 1965

## FREE THROW ATTEMPTS

Total	Opponent	Date
1. 60	Sam Houston State	Dec. 9, 1968
2. 54	McNeese State	Feb. 23, 1981
3. 52	North Texas	Feb. 25, 1991
4. 49	Hardin-Simmons	Dec. 11, 1971
5. 48	North Texas	Jan. 12, 1980
48	Missouri-Rolla	Dec. 18, 1968
7. 47	San Diego	Dec. 4, 2004
46	Texas Lutheran	Nov. 12, 2010
46	at Texas State	Jan. 30, 2010
46	at Arkansas	Nov. 22, 1999
46	UTSA	Dec. 4, 1989
46	West Texas A&M	Jan. 2, 1969

## FREE THROW PERCENTAGE (Min. 20 Made)

Pct. (FT-A)	Opponent	Date
1. .964 (27-28)	at Houston	Feb. 22, 1968
2. .952 (20-21)	at Northwestern State	Mar. 8, 2005
3. .917 (33-36)	at Louisiana	Feb. 19, 1979
4. .875 (21-24)	at South Alabama	Jan. 16, 2016
5. .872 (34-39)	Little Rock	Jan. 19, 2019
6. .862 (25-29)	Texas State	Mar. 1, 2016
7. .857 (24-28)	UC Davis	Nov. 18, 2018

## REBOUNDS

Total	Opponent	Date
1. 80	Huston-Tillotson	Nov. 29, 1990
2. 72	Hardin-Simmons	Dec. 11, 1971
3. 67	at West Texas A&M	Feb. 2, 1970
67	Lamar	Feb. 14, 1967
67	at Trinity	Feb. 23, 1965
6. 66	Nicholls	Dec. 3, 1990
7. 65	Jarvis Christian	Dec. 2, 1996
8. 64	Schreiner	Dec. 3, 1992
64	US International	Feb. 5, 1987
64	vs. Austin College	Dec. 30, 1964

## REBOUND MARGIN

Margin	Opponent	Date
1. +36 (64-28)	Schreiner	Dec. 3, 1992
+36 (80-44)	Huston-Tillotson	Nov. 29, 1990
3. +35 (59-24)	Sul Ross State	Dec. 21, 2015
+35 (59-24)	Northwestern State	Feb. 27, 1992
5. +34 (65-31)	Jarvis Christian	Dec. 2, 1996
6. +32 (54-22)	at Nicholls	Dec. 22, 2001
7. +27 (51-24)	vs. Texas Southern	Nov. 14, 2007
8. +26 (48-22)	at ULM	Jan. 18, 2020
+26 (44-18)	Nicholls	Feb. 15, 2003
10. +25 (52-27)	ULM	Jan. 19, 1991
+25 (59-34)	Lamar	Jan. 8, 1966



# SINGLE-GAME TEAM PROGRAM RECORDS

## PERSONAL FOULS

Total	Opponent	Date
1. 42	Hardin-Simmons	Dec. 11, 1971
2. 40	at Arkansas State	Jan. 26, 1980
3. 39	at North Texas	Feb. 10, 1983
4. 37	McNeese State	Feb. 23, 1981
5. 36	North Texas	Nov. 18, 2009
36	at Sam Houston State	Dec. 28, 1998
7. 35	at Arkansas	Nov. 23, 2018
35	Arkansas State	Feb. 27, 2016
35	at Sam Houston State	Feb. 22, 2007
35	at Louisiana Tech	Jan. 27, 1979
35	at Denver	Jan. 10, 1976
35	at US International	Feb. 21, 1967

## ASSISTS

Total	Opponent	Date
1. 34	Georgia State	Dec. 7, 1991
2. 33	Huston-Tillotson	Nov. 26, 1991
3. 32	Lamar	Feb. 18, 1980
4. 31	Texas Wesleyan	Dec. 7, 1981
5. 30	at Sam Houston State	Feb. 20, 1993
30	Nicholls	Feb. 11, 1993
30	Lamar	Feb. 24, 1979
8. 29	at Northwestern State	Feb. 14, 1991
29	vs. Northwestern State	Mar. 8, 1988
29	North Texas	Feb. 7, 1987
29	Denver	Dec. 12, 1977

## TURNOVERS

Total	Opponent	Date
1. 38	at New Mexico State	Nov. 28, 1975
2. 36	at Houston Baptist	Jan. 9, 1978
36	at Lamar	Feb. 24, 1977
4. 34	UC San Diego	Jan. 4, 1978
34	at Pepperdine	Dec. 9, 1977
6. 33	at Nebraska	Dec. 21, 1992
33	at Lamar	Feb. 10, 1979
8. 32	at Nicholls	Jan. 6, 1994
32	at Hardin-Simmons	Feb. 2, 1974

## BLOCKS

Total	Opponent	Date
1. 10	Howard Payne	Dec. 20, 2014
10	Hardin-Simmons	Dec. 29, 2001
10	St. Edward's	Jan. 26, 1987

## STEALS

Total	Opponent	Date
1. 22	University of Dallas	Dec. 8, 1990
2. 21	Huston-Tillotson	Nov. 26, 1991
3. 19	St. Edward's	Dec. 4, 1978
19	Houston Baptist	Dec. 13, 2012
5. 18	Howard Payne	Nov. 13, 2013
18	at UTSA	Feb. 6, 1986
7. 17	Sul Ross State	Dec. 21, 2015
17	Houston Baptist	Jan. 25, 2010
17	SE Louisiana	Jan. 3, 1987
17	at Arkansas State	Jan. 26, 1981
17	Westmont	Dec. 1, 1980

## PLAYERS IN DOUBLE-FIGURE POINTS

Total	Opponent	Date
8	Texas Wesleyan	Dec. 7, 1981
7	Austin College	Jan. 30, 2007
7	at Sam Houston State	Dec. 28, 1998
7	Wayland Baptist	Dec. 1, 1971
6, 25x	Last Time: Akron	Mar. 20, 2017

## PLAYERS WITH DOUBLE-FIGURE REBOUNDS

Total	Opponent	Date
4	Huston-Tillotson	Nov. 29, 1990
4	at West Texas A&M	Feb. 2, 1970
3	Arkansas State	Jan. 21, 2016
3	at Texas Wesleyan	Dec. 11, 1980
3	Adams State	Dec. 19, 1974
3	Lamar	Feb. 26, 1972
3	Arkansas State	March 2, 1970
3	Lamar	Feb. 14, 1967
3	at Trinity	Feb. 23, 1965
3	Texas Wesleyan	Dec. 3, 1964
2, 80x	Last: Northwestern State	Nov. 28, 2020

## PLAYERS WITH 20+ POINTS

Total	Opponent	Date
5	Huston-Tillotson	Nov. 29, 1990
4	North Texas	Feb. 25, 1991
4	University of Dallas	Dec. 8, 1990
3	at Sam Houston State	Jan. 28, 1998
3	at Sam Houston State	Feb. 20, 1993
3	North Texas	Feb. 15, 1992
3	at Sam Houston State	Jan. 9, 1992
3	Nicholls	Dec. 3, 1990
3	SE Louisiana	Dec. 1, 1990
3	at ULM	Mar. 4, 1989
3	Oklahoma State	Jan. 14, 1984
3	vs. Northeastern	Jan. 9, 1981
3	at Centenary	Jan. 5, 1981
3	McNeese State	Jan. 28, 1980
3	Texas A&M Kingsville	Feb. 7, 1976
3	Lamar	Feb. 14, 1967

# SINGLE-GAME TEAM PROGRAM RECORDS

## FEWEST POINTS

Total (Score)	Opponent	Date
1. 31 (31-36)	at SMU	Dec. 16, 1989
2. 35 (35-50)	Denver	Dec. 31, 2012
3. 41 (41-57)	at SE Louisiana	Jan. 8, 2005
4. 42 (42-41)	SE Louisiana	Nov. 30, 1983
5. 43 (43-51)	ULM	Feb. 27, 1997
43 (43-64)	East Texas Baptist	Dec. 6, 1962
43 (43-42)	vs. Oklahoma Baptist	Dec. 29, 1961
8. 44 (44-92)	at Kentucky	Nov. 25, 2014
44 (44-71)	at Stephen F. Austin	Jan. 24, 2004
44 (44-61)	Seattle	Jan. 17, 2013
44 (44-69)	at Oklahoma State	Dec. 19, 2013
12. 45 (45-65)	at Missouri	Dec. 4, 2018
45 (45-76)	at Texas	Nov. 7, 2002
45 (45-66)	at Texas State	Jan. 9, 1998

### In a Win

42 (42-41) SE Louisiana Nov. 30, 1983

### In Conference Play

35 (35-50) Denver (Western Athletic Conference) Dec. 31, 2012

### vs. Non-Conference Opponent

31 (31-36) at SMU Dec. 16, 1989

## FEWEST POINTS AT HOME

Total (Score)	Opponent	Date
1. 35 (35-50)	Denver	Dec. 31, 2012
2. 42 (42-41)	SE Louisiana	Nov. 30, 1983
3. 43 (43-51)	ULM	Feb. 27, 1997
43 (43-64)	East Texas Baptist	Dec. 6, 1962
5. 44 (44-61)	Seattle	Jan. 17, 2013
6. 46 (46-64)	Boise State	Jan. 2, 2013
46 (46-64)	Oklahoma Baptist	Dec. 5, 1961
8. 47 (47-55)	UT Pan American	Dec. 21, 1959
9. 48 (48-52)	ULM	Feb. 29, 1992
48 (48-49)	McNeese State	Feb. 12, 1983

## FEWEST POINTS ON THE ROAD

Total (Score)	Opponent	Date
1. 31 (31-36)	SMU	Dec. 16, 1989
2. 41 (41-57)	SE Louisiana	Jan. 8, 2005
3. 44 (44-69)	Oklahoma State	Dec. 19, 2012
44 (44-71)	Stephen F. Austin	Jan. 24, 2004
5. 45 (45-65)	Missouri	Dec. 4, 2018
45 (45-76)	Texas	Nov. 7, 2002
45 (45-66)	Texas State	Jan. 9, 1998
8. 47 (47-67)	#14 Oregon	Nov. 17, 2019
48 (48-66)	Nicholls	Jan. 8, 2011
10. 49 (49-76)	SE Missouri State	Jan. 7, 1985
49 (49-81)	Memphis	Dec. 4, 1968
12. 50 (50-57)	Appalachian State	Feb. 6, 2020
50 (50-47)	Texas State	Feb. 27, 2003
50 (50-106)	Creighton	Nov. 17, 2002
50 (50-70)	Hardin-Simmons	Jan. 9, 1975
50 (50-65)	ULM	Mar. 6, 1990
50 (50-64)	Sam Houston State	Dec. 11, 1959

## FEWEST POINTS AT A NEUTRAL SITE

Total (Score)	Opponent	Date
43 (43-42)	Oklahoma Baptist	Dec. 29, 1961
49 (49-61)	UNC Greensboro	Nov. 15, 2005
49 (49-68)	Trinity	Dec. 29, 1960
50 (50-81)	McNeese State	March 5, 1997

## SMALLEST COMBINED SCORE

Total (Score)	Opponent	Date
1. 67 (31-36)	at SMU	Dec. 16, 1989
2. 83 (42-41)	SE Louisiana	Nov. 30, 1983
3. 85 (35-50)	Denver	Dec. 31, 2012
85 (43-42)	vs. Oklahoma Baptist	Dec. 29, 1961
5. 94 (43-51)	ULM	Feb. 27, 1997
6. 97 (48-49)	McNeese State	Feb. 12, 1983
7. 98 (41-57)	at SE Louisiana	Jan. 8, 2005
8. 100 (48-52)	ULM	Feb. 29, 1992
9. 102 (47-55)	UT Pan American	Dec. 21, 1959
10. 104 (56-48)	at Texas State	Jan. 18, 2014
11. 107 (50-57)	at Appalachian State	Feb. 6, 2020
107 (43-64)	East Texas Baptist	Dec. 6, 1962
13. 108 (52-56)	at Little Rock	Feb. 14, 2019
14. 109 (54-55)	Troy	Jan. 31, 2015
15. 110 (45-65)	at Missouri	Dec. 4, 2018
110 (49-61)	vs. UNC Greensboro	Nov. 15, 2005
110 (46-64)	Oklahoma Baptist	Dec. 5, 1961

## FEWEST POINTS IN A HALF

Total (Half)	Opponent	Date
1. 8 (2nd)	at SMU	Dec. 16, 1989
2. 12 (1st)	at Kentucky	Nov. 25, 2014
3. 14 (1st)	Little Rock	Jan. 23, 2016
4. 15 (1st)	at Toledo	Dec. 29, 1989
5. 17 (1st)	Denver	Dec. 31, 2012
17 (1st)	at Oklahoma State	Dec. 17, 2012
17 (1st)	at Nicholls	Jan. 8, 2011
17 (1st)	at Stephen F. Austin	Jan. 27, 2007
17 (1st)	at New Mexico	Dec. 29, 2005
17 (1st)	vs. UNC Greensboro	Nov. 15, 2005
17 (1st)	at ULM	Jan. 23, 1997
17 (1st)	at Texas A&M Commerce	Dec. 10, 1962
13. 18 (1st)	Boise State	Jan. 2, 2013
18 (2nd)	Denver	Dec. 31, 2012
18 (1st)	New Mexico	Jan. 3, 2005
18 (1st)	at SE Louisiana	Nov. 30, 1983

## FEWEST FIELD GOALS MADE

Total	Opponent	Date
1. 12	at SMU	Dec. 16, 1989
2. 13	at SE Louisiana	Jan. 8, 2005
13	at Stephen F. Austin	Jan. 24, 2004
13	Denver	Dec. 31, 2012
5. 14	vs. UNC Greensboro	Nov. 15, 2005
14	at Memphis	Dec. 4, 1968
7. 15	at #14 Oregon	Nov. 17, 2019
15	at Stephen F. Austin	Feb. 24, 2005
15	at TCU	Nov. 22, 2003
15	Arkansas State	Jan. 6, 1968

## FEWEST FIELD GOALS ATTEMPTED

Total	Opponent	Date
1. 29	at Nicholls	Jan. 8, 2011
2. 31	Arkansas State	Jan. 6, 1968
3. 33	Midwestern State	Dec. 20, 1967
4. 35	at Houston Baptist	Jan. 18, 1982

## LOWEST FIELD GOAL % (Min. 50 Attempts)

Pct. (FG-A)	Opponent	Date
1. .234 (15-64)	at #14 Oregon	Nov. 17, 2019
2. .235 (12-51)	at Texas State	Jan. 9, 1999
3. .255 (14-55)	vs. UNC Greensboro	Nov. 15, 2005
4. .257 (18-70)	Montana	Dec. 28, 1996
5. .258 (16-62)	Seattle	Jan. 17, 2013
6. .268 (19-71)	at Gonzaga	Dec. 18, 2018
7. .270 (17-63)	at Kentucky	Nov. 25, 2014
8. .274 (17-62)	Sam Houston State	Jan. 11, 1990
9. .279 (17-61)	vs. McNeese State	Mar. 5, 1997
10. .282 (20-71)	at Oklahoma	Jan. 25, 1969

## FEWEST FREE THROWS MADE

Total	Opponent	Date
1. 0	at Hardin-Simmons	Jan. 9, 1975
2. 1	at Oklahoma State	Dec. 19, 2012
1	at Centenary	Feb. 5, 1973
1	vs. Georgia Southern	Dec. 29, 1972
5. 2, 12x	Last vs. Harvard	Dec. 28, 1998

## FEWEST FREE THROW ATTEMPTS

Total	Opponent	Date
1. 1	at Hardin-Simmons	Jan. 9, 1975
2. 2	McNeese State	Feb. 28, 1977
2	at Centenary	Feb. 5, 1973
4. 4, 9x	Last at Stony Brook	Dec. 23, 2000

## LOWEST FREE THROW % (Min. 10 Attempts)

Pct. (FT-A)	Opponent	Date
1. .182 (2-11)	vs. Alabama State	Dec. 22, 1995
2. .285 (4-14)	at Lamar	Mar. 5, 1985
3. .357 (5-14)	ULM	Jan. 16, 1999
.357 (5-14)	at Louisiana Tech	Feb. 9, 1981
5. .360 (9-25)	Northwestern State	Feb. 15, 1990
6. .364 (4-11)	at Missouri	Dec. 4, 2018

## FEWEST REBOUNDS

No.	Opponent	Date
1. 21	at Texas	Jan. 3, 2004
21	Sam Houston State	Mar. 2, 2000
21	vs. Valparaiso	Jan. 10, 1981
4. 22	at Nicholls	Jan. 8, 2011
22	at Stephen F. Austin	Jan. 27, 2007
22	at ULM	Feb. 5, 2004
22	at Samford	Nov. 27, 1999
22	Louisiana Tech	Feb. 26, 1981
9. 23, 4x	Last vs. Miami	Nov. 13, 2005

## ALL-TIME PROGRAM OVERTIME GAMES

Date	Opponent	W/L	Score	Date	Opponent	W/L	Score	Date	Opponent	W/L	Score
02-04-64	Arkansas State	L	76-82	02-10-83	at North Texas	L	98-105	03-07-03	ULM	W	** 85-84
02-16-65	Arkansas State	L	** 99-100	12-05-83	Missouri State	W	63-58	01-22-05	ULM	W	80-76
01-04-66	at Austin College	W	70-63	02-02-84	ULM	L	71-74	12-17-05	at San Diego	W	94-91
01-08-66	Lamar	L	** 91-93	02-09-85	ULM	W	75-74	03-07-06	at Sam Houston State#	L	** 84-86
02-14-67	Lamar	W	*** 138-135	11-29-85	Tarleton State	W	81-79	11-18-06	at TCU	L	** 89-97
01-20-68	at Texas Tech	L	83-93	01-03-86	at Florida Southern	L	79-81	01-11-07	at Nicholls	L	81-83
01-30-68	at Texas Wesleyan	W	113-109	01-21-86	at Hardin-Simmons	L	75-79	12-17-07	at TCU	L	74-77
02-02-70	West Texas A&M	W	88-84	02-21-87	at U.S. International	L	89-94	01-10-08	at Central Arkansas	L	68-70
12-11-71	Hardin-Simmons	W	**** 118-117	01-18-88	UTSA	L	72-79	01-17-09	at UTSA	W	** 100-97
01-10-72	at Butler	W	87-82	01-30-88	at Texas State	L	73-75	11-18-09	North Texas	L	** 99-101
02-26-72	Lamar	W	96-92	02-23-88	Hardin-Simmons	L	87-88	01-05-10	Utah Valley	W	90-85
12-23-72	Hardin-Simmons	W	81-76	12-30-89	vs. UNC Wilmington	L	64-66	02-03-10	Texas A&M-Corpus Christi	W	71-66
01-18-73	Centenary	W	74-72	12-11-92	vs. Gonzaga	W	** 95-87	02-16-11	Stephen F. Austin	W	66-65
02-15-73	West Texas A&M	W	** 87-85	12-11-93	TAMU-Commerce	W	** 100-97	02-19-11	at Southeastern Louisiana	W	68-66
01-11-75	at E. New Mexico	L	69-70	12-29-93	at Chaminade	L	91-92	02-26-11	at Northwestern State	L	71-78
01-10-76	at Denver	W	99-97	11-29-95	Grambling State	L	82-86	12-17-11	at Tulsa	L	75-80
01-12-77	North Texas	L	101-105	01-15-97	Texas State	W	66-63	12-21-13	CSU Bakersfield	W	79-75
02-21-77	Louisiana Tech	W	92-90	01-30-97	McNeese State	W	69-67	01-09-14	ULM	W	83-79
12-09-77	at Pepperdine	L	88-89	02-13-97	Sam Houston State	L	75-78	02-01-14	at Georgia State	L	91-101
02-04-78	Louisiana Tech	L	** 77-79	12-28-98	at Sam Houston State	W	*** 124-123	03-06-14	at Troy	W	** 87-86
01-12-80	North Texas	W	** 99-97	02-06-99	Stephen F. Austin	W	** 85-83	12-01-15	at Texas	L	73-80
01-28-80	McNeese State	L	** 97-98	11-22-99	at Arkansas	L	95-102	01-16-16	at South Alabama	L	85-88
02-11-80	at Louisiana	L	79-86	03-08-00	Northwestern State#	L	83-88	02-18-16	Louisiana	W	84-83
02-13-80	at McNeese State	W	71-69	01-27-01	Sam Houston State	W	94-86	02-10-18	Texas State	W	70-68
12-18-80	Centenary	W	81-78	02-10-01	UTSA	W	86-77	12-21-18	at Cal Poly	W	75-70
01-31-81	Lamar	L	84-89	03-07-01	at Sam Houston State#	L	** 98-103	2-2-19	at rv Texas State	W	** 84-77
02-20-82	at Arkansas State	W	60-58	12-20-01	at SE Louisiana	W	69-60	2-23-19	ULM	W	** 91-86
01-13-83	Texas Southern	L	** 102-104	01-02-02	Oral Roberts	W	83-77	2-28-20	Texas State	L	*** 85-87

\* Indicates How Many Overtimes If More Than One  
# Southland Conference Tournament

## PROGRAM MILESTONE VICTORIES

### Win 1 – UT Arlington 70, East Central Okla. 57 – 11/24/59

In their first game at the NCAA level, the Mavericks got 27 points from Ed Russell to defeat the Tigers.

### Win 50 – UT Arlington 82, Bishop College 78 – 12/30/65

The Mavericks defeated Bishop College in the third-place game of the Cotton Bowl Classic.

### Win 100 – UT Arlington 95, South Dakota State 81 – 12/6/71

Mark Burden scored 21 points and pulled down a then-record 17 rebounds. The win propelled UT Arlington to its most-ever victories in the SLC.

### Win 150 – UT Arlington 81, Houston Baptist 69 – 12/7/77

The victory ended the longest losing streak in UT Arlington history at 21 games.

### Win 200 – UT Arlington 93, Louisiana 83 – 2/21/81

Arguably the best Maverick squad ever, UT Arlington defeats a tough Ragin' Cajun side that propels the team to its first appearance in the NIT.

### Win 250 – UT Arlington 74, San Francisco 65 – 12/21/85

UT Arlington defeats the Dons in the consolation game of the Albertsons Classic in Boise, Idaho.

### Win 300 – UT Arlington 108, at Nicholls 84 – 1/2/91

Leonard Wilson scores 31 points and UT Arlington all-time leading scorer Willie Brand adds 22. The victory starts an eight-game winning streak for the Mavericks.

### Win 350 – UT Arlington 70, North Texas 68 – 1/15/94

Trailing by three points at halftime, the Mavericks rally to defeat the Mean Green. The victory snaps a six-game losing streak.

### Win 400 – UT Arlington 87, at Air Force 78 – 12/19/98

The Mavericks scored 52 points in the second half to erase a halftime deficit in Colorado Springs, Colo.

### Win 450 – UT Arlington 81, Texas Wesleyan 65 – 11/30/02

The victory is UT Arlington's ninth straight versus the crosstown-rival Rams.

### Win 500 – UT Arlington 87, UT Tyler 72 – 12/22/05

Brady Dawkins registers 15 points and seven assists in the victory over the Patriots.

### Win 550 – UT Arlington 75, Utah Valley 64 - 1/3/2009

The Mavs end a five-game skid against Utah Valley behind 17 points from Ryan Toolson

### Win 600 – UT Arlington 91, Lamar 82 - 1/14/2012

UTA wins its seventh in a row, on the way to a 16-game winning streak and 15-1 SLC record.

### Win 650 – UT Arlington 87, Houston Baptist 69 - 12/22/2014

Jamel Outler drained seven 3-point field goals to help the Mavs move to 3-1 on the season with a homecoming victory.

### Win 700 – UT Arlington 89, South Alabama 83 - 1/16/2017

The Mavs used a 16-point second half run then held off the Jaguars in Mobile, Ala.

### Win 750 – UT Arlington 67, Georgia Southern 58 - 3/16/2019

UTA closed the Sun Belt Tournament semifinal matchup on a 10-0 run after Georgia Southern took a 58-57 lead with 5 minutes remaining in regulation and advanced to the Sun Belt Tournament Final for the second-straight year.





# 2021 MEN'S BASKETBALL CHAMPIONSHIP

Pensacola State College & Pensacola Bay Center | Pensacola, Fla. | Friday, March 5 - Monday, March 8

FIRST ROUND - FRI., MAR. 5		QUARTERFINALS - SAT., MAR. 6		SEMIFINALS - SUN., MAR. 7		CHAMPIONSHIP - MON., MAR. 8	
(4) Seed West	Winner Game 1 <b>ESPN +</b> Game 1 • 5:00 PM at Pensacola State College	(5) Seed East	Winner Game 5 <b>ESPN +</b> Game 5 • 5:00 PM at Bay Center Arena	(1) Seed East	Winner Game 9 <b>ESPN +</b> Game 9 • 5:00 PM at Bay Center Arena	Winner Game 11 <b>ESPN +</b> Game 11 • TBD at Bay Center Arena	CHAMPIONS
(3) Seed East		(2) Seed West		(2) Seed East			
(6) Seed West	Winner Game 2 <b>ESPN +</b> Game 2 • 5:00 PM at Bay Center Arena	(1) Seed East	Winner Game 6 <b>ESPN +</b> Game 6 • 5:00 PM at Pensacola State College	(2) Seed West	Winner Game 10 <b>ESPN +</b> Game 10 • 7:30 PM at Bay Center Arena	Winner Game 11 <b>ESPN +</b> Game 11 • TBD at Bay Center Arena	CHAMPIONS
(3) Seed West		(2) Seed East		(1) Seed West			
(6) Seed East	Winner Game 3 <b>ESPN +</b> Game 3 • 7:30 PM at Bay Center Arena	(1) Seed East	Winner Game 7 <b>ESPN +</b> Game 7 • 7:30 PM at Pensacola State College	(2) Seed West	Winner Game 8 <b>ESPN +</b> Game 8 • 7:30 PM at Bay Center Arena	Winner Game 11 <b>ESPN +</b> Game 11 • TBD at Bay Center Arena	CHAMPIONS
(4) Seed East		(2) Seed East		(1) Seed West			
(6) Seed West	Winner Game 4 <b>ESPN +</b> Game 4 • 7:30 PM at Pensacola State College	(1) Seed East	Winner Game 8 <b>ESPN +</b> Game 8 • 7:30 PM at Bay Center Arena	(2) Seed West	Winner Game 9 <b>ESPN +</b> Game 9 • 5:00 PM at Bay Center Arena	Winner Game 11 <b>ESPN +</b> Game 11 • TBD at Bay Center Arena	CHAMPIONS
(3) Seed East		(2) Seed East		(1) Seed West			

All times central and subject to change

# 2020-21 UTA BROADCAST CHART



**KAODIRICHI AKOBUNDU-EHIOGU**  
6-9 | 190 | R-SO | F  
Mesquite, Texas



**SAM GRIFFIN**  
6-3 | 180 | SO | G  
Miami, Fla.



**JORDAN PHILLIPS**  
6-7 | 218 | JR | F  
Fort Worth, Texas



**CARSON BISCHOFF**  
6-4 | 210 | R-JR | G  
Ogden, Utah



**DAVID AZORE**  
6-4 | 205 | R-JR | G  
Houston, Texas



**BRANDYN TALBOT**  
6-5 | 170 | FR | G  
Newmarket, Ontario



**FREDELIN DE LA CRUZ**  
6-7 | 220 | JR | F  
El Seibo, Dominican Republic



**LAZARO ROJAS**  
6-11 | 235 | R-SR | F  
Porto Seguro, Brazil



**SHAHADA WELLS**  
6-0 | 176 | JR | G  
Amarillo, Texas



**DAVIS STEELMAN**  
6-3 | 185 | SR | G  
Bedford, Texas



**ANTONIO ROMANELLI**  
6-0 | 170 | FR | G  
Sydney, Australia



**NICOLAS ELAME**  
6-3 | 185 | SO | G  
Paris, France



**TRE JONES**  
6-5 | 205 | R-FR | F  
Arlington, Texas



**PATRICK MWAMBA**  
6-7 | 201 | R-SO | F  
Bukavu, Congo



**MCKADE MARQUIS**  
6-1 | 195 | R-SO | G  
Whitehouse, Texas



**GRAYSON CARTER**  
6-10 | 225 | R-SO | F  
Dallas, Texas



**CHRIS OGDEN**  
HEAD COACH  
3rd Season | Same Overall



**GREG YOUNG**  
ASSOCIATE HEAD COACH  
12th Season



**RILEY DAVIS**  
ASSISTANT COACH  
3rd Season



**ROYCE JOHNSON**  
ASSISTANT COACH  
3rd Season

**3:** BISH-off  
**4:** AYE-zore

**0:** K-O duh-reach-e ACK-uh-BOON-do aye-he-oh-ku  
**10:** fred-uh-LYNN  
**12:** LAZZ-uh-ROW row-HAAS  
**33:** MAR-quisse

**13:** shuh-HAAD-dey  
**15:** ROW-muh-nelly

**20:** uh-LALM-eh  
**23:** mm-WAMBA