



2020-21 SCHEDULE / RESULTS

NOVEMBER 2-0

25 Wed	MISSISSIPPI VALLEY STATE	SECN Plus	W 142 62
	Fayetteville, Ark. • Bud Walton Arena/Nolan Richardson Court		
28 Sat	NORTH TEXAS	SECN Plus	W 69 54
	Fayetteville, Ark. • Bud Walton Arena/Nolan Richardson Court		

DECEMBER (All Times CT)

2 Wed	UT ARLINGTON	SEC Network	W 72 60
	Fayetteville, Ark. • Bud Walton Arena/Nolan Richardson Court		
5 Sat	LIPSCOMB	SECN Plus	45:00 pm
	Fayetteville, Ark. • Bud Walton Arena/Nolan Richardson Court		
8 Tues	at Tulsa	ESPN+	6:00 pm
	Tulsa, Okla. • Donald W. Reynolds Center		
12 Sat	CENTRAL ARKANSAS	SECN Plus	*5:00 pm
	Fayetteville, Ark. • Bud Walton Arena/Nolan Richardson Court		*tentative
20 Sun	ORAL ROBERTS	SEC Network	2:00 pm
	Fayetteville, Ark. • Bud Walton Arena/Nolan Richardson Court		
22 Tues	ABILENE CHRISTIAN	SECN Plus	7:00 pm
	Fayetteville, Ark. • Bud Walton Arena/Nolan Richardson Court		
30 Wed	Auburn	TBA	TBA
	Auburn, Ala. • Auburn Arena		

JANUARY (All Times CT)

2 Sat	MISSOURI *	TBA	TBA
	Fayetteville, Ark. • Bud Walton Arena/Nolan Richardson Court		
6 Sat	at Tennessee *	TBA	TBA
	Knoxville, Tenn. • Thompson-Boling Arena		
9 Sat.	GEORGIA *	TBA	TBA
	Fayetteville, Ark. • Bud Walton Arena/Nolan Richardson Court		
13 Wed	at LSU *	TBA	TBA
	Baton Rouge, La. • Pete Maravich Assembly Center		
16 Sat	at Alabama *	TBA	TBA
	Tuscaloosa, Ala. • Coleman Coliseum		
20 Wed	AUBURN *	TBA	TBA
	Fayetteville, Ark. • Bud Walton Arena/Nolan Richardson Court		
23 Sat	at Vanderbilt *	TBA	TBA
	Nashville, Tenn. • Memorial Gymnasium		
27 Wed	OLE MISS *	TBA	TBA
	Fayetteville, Ark. • Bud Walton Arena/Nolan Richardson Court		
30 Sat	at Oklahoma State %	TBA	TBA
	Stillwater, Okla. • Gallagher-Iba Arena/Eddie Sutton Court		

FEBRUARY (All Times CT)

2 Tues	MISSISSIPPI STATE *	TBA	TBA
	Fayetteville, Ark. • Bud Walton Arena/Nolan Richardson Court		
6 Sat	TEXAS A&M *	TBA	TBA
	Fayetteville, Ark. • Bud Walton Arena/Nolan Richardson Court		
9 Tues	at Kentucky	TBA	TBA
	Lexington, Ky. • Rupp Arena		
13 Sat	at Missouri	TBA	TBA
	Columbia, Mo. • Mizzou Arena		
16 Tues	FLORIDA *	TBA	TBA
	Fayetteville, Ark. • Bud Walton Arena/Nolan Richardson Court		
20 Sat	at Texas A&M	TBA	TBA
	Bryan-College Station, Texas • Reed Arena		
24 Wed	ALABAMA *	TBA	TBA
	Fayetteville, Ark. • Bud Walton Arena/Nolan Richardson Court		
27 Sat	LSU *	TBA	TBA
	Fayetteville, Ark. • Bud Walton Arena/Nolan Richardson Court		

MARCH (All Times CT)

2 Tues	at South Carolina *	TBA	TBA
	Columbia, S.C. • Colonial Life Arena		
10-14	SEC CHAMPIONSHIP	TBA	
	Nashville, Tenn. • Bridgestone Arena		

*- SEC Game || HOME GAMES IN CAPS % - SEC/Big 12 Challenge

ARKANSAS RAZORBACKS

GAME 4: LIPSCOMB AT ARKANSAS

Dec. 5, 2020 • Saturday • 4:00 pm • Fayetteville, Ark. • Bud Walton Arena (19,200)/Nolan Richardson Court



ARKANSAS RAZORBACKS

Eric Musselman (San Diego '87)

OVERALL 3-0 SEC 0-0

at UA: 23-12 (2nd) Collegiate: 133-46 (6th)



LIPSCOMB BISONS

Lennie Acuff (Shorter College '88)

OVERALL 1-2 ASUN 0-0

at LU: 17-18 (2nd) Overall: 572-343 (31st)



SEC NETWORK

Josh Haley (PxP)
Manuale Watkins (Analyst)



RAZORBACK SPORTS NETWORK

Phil Elson (PxP)
Matt Zimmerman (Analyst)



SATELLITE RADIO

XM: 192 • Sirius: --
Online Channel: 963



LIVE STATS / WATCH SEC NETWORK ONLINE

www.Arkansas.StatBroadcast.com
https://www.espn.com/watch/player?id=f58b0b51-e731-4b34-85af-a118f807b7d0



SERIES INFO:

OVERALL ARK Leads..... 1-0
Home: ARK Leads..... 1-0
Away: ARK Leads..... --
Neutral: ARK Leads..... --

SERIES HISTORY:

12/20/04 W 83-54 H

Versus Lipscomb

• This will be the second meeting between Arkansas and Lipscomb. The Razorbacks won the previous meeting 83-54 on Dec. 20, 2004.

LAST TIME THEY MET - Dec. 20, 2004 - Fayetteville

- Feeding off Jonathon Modica's team-high 16 points, Arkansas claimed an 83-54 victory over Lipscomb.
- The Razorbacks, who had four players in double figures, held the Bisons to 33 percent shooting in the first half and produced a 48-24 halftime lead.
- Lipscomb's Brian Fisk started fast, scoring 12 of his team's first 14 points. Fisk, who finished with 18 points, was 2-for-10 the rest of the game. James Poindexter added 12 points for Lipscomb.
- Darian Townes and Olu Famutimi each scored 15 points. Brewer finished with 13.

Balancing Act

• Arkansas has five players averaging double digits - Moses Moody (17.0), Justin Smith (14.0), Connor Vanover (13.7), Desi Sills (12.0) and JD Notae (11.3) - and four players averaging at least five rebounds per game - Vanover (8.7), Jaylin Williams (6.7), Smith (6.3) and Jalen Tate (5.0).

^ Arkansas is just a few tenths away from having six players in double digits and five averaging 5.0 rebounds as Tate is averaging 9.3 pints and Moody is averaging 4.7 rebounds.

• In each of the first three games, Arkansas has had a different player lead the team in scoring and rebounding.

GAME	LEADING SCORER	LEADING REBOUNDER
^ Mississippi Valley	Connor Vanover (23)	Jaylin Williams (10)
^ North Texas	Justin Smith (18)	Connor Vanover (16)
^ UT Arlington	Moses Moody (24)	Moody / Smith (9)

On the National Scene

• Moses Moody ranks sixth in the NCAA in free throws made (23) and 15th in free throws attempts (26).

^ Razorback Mason Jones led the NCAA in free throws made last season.

^ Eric Musselman's Nevada squad led the NCAA in free throws made in 2016.

^ In five years as a college coach, Musselman's teams ranked 1st (3x) or 2nd (2x) five times in the league in free throws made.

• Connor Vanover ranks ninth in the nation in blocked shots (3.67 avg.).

^ Vanover also ranks second in the SEC in FG% (.762) and defensive rebs (6.7 avg.)


Runs in Games 1, 2 and 3; Survive Game 3 Drought

• Versus Mississippi Valley State, Arkansas went on a 28-0 run (scoreless for 7:25) and held the Delta Devils scoreless for the first 2:57 of the second half.


• Versus North Texas, Arkansas broke 19-19 tied in the first half with a 10-0 run and

2020-21 STAT COMPARISON


94.3	Scoring Off.	65.7
58.7	Scoring Def.	69.3
+357	Scoring Margin	-3.7
.473	FG%	.479
.353	FG% Def.	.457
.398	3PT%	.380
11.0	3PT Made/Gm	6.3
.310	3PT% Def.	.281
.744	FT%	.667
+14.0	Reb. Margin	-4.0
16.0	Assists/Gm	17.0
1.41	A/TO Ratio	1.13
+7.0	TO Margin	-1.7
5.3	Blocks/Gm	0.3
9.3	Steals/Gm	5.3
14.0	Fouls/Gm	16.3



PRESEASON
ALL-SEC
2ND TEAM
(COACHES)



TEAM -BEST 17.0
PPG /
1 OF 2 HOGS
TO SCORE
DOUBLE-DIGITS
ALL 3 GMS



MUSSELMAN
PLAYERS IN
THE NBA
CALEB MARTIN
CODY MARTIN
JALEN HARRIS
ISAIAH JOE
MASON JONES

ARKANSAS BASKETBALL

1994 NATIONAL CHAMPION

1995 NATIONAL RUNNER-UP

3 NAISMITH HALL OF FAMERS

6 FINAL FOURS

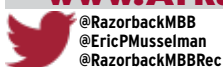
10 ELITE EIGHTS

31 ALL-AMERICANS

33 NCAA BERTHS

39 NBA DRAFT PICKS

www.ArkansasRazorbacks.com



Arkansas SID: Mike Cawood • tmcawood@uark.edu • 479-236-2090

TV/RADIO ROSTER

0 • Justin SMITH
 M.S. - Operations Management

1 • JD NOTAE
 Recreation and Sport Management

2 • Vance JACKSON Jr.
 M.Ed. - Adult & Lifelong Learning

3 • Desi SILLS
 Recreation and Sport Management

4 • Davonte "Devo" DAVIS
 Recreation and Sport Management

5 • Moses MOODY
 Undecided

10 • Jaylin WILLIAMS
 Recreation and Sport Management

11 • Jalen TATE
 M.Ed. - Adult & Lifelong Learning

12 • Khalel "KK" ROBINSON
 Recreation and Sport Management

13 • Emeka OBUKWELU
 Biology/Pre-Med

14 • Brandon KIMBLE
 M.S. - Operations Management

22 • Abayomi "Baybe" IYIOLA
 Business Accounting

23 • Connor VANOVER
 Communications

24 • Ethan HENDERSON
 Recreation and Sport Management

33 • Bryson MOREHEAD
 Engineering

ERIC MUSSELMAN
 Head Coach

David PATRICK
 Associate Head Coach

Clay MOSER
 Assistant Coach

Corey WILLIAMS
 Assistant Coach

Anthony RUTA
 Dir.-Operations

Earl BOYKINS
 Dir.-S/A Develop.

Hays MYERS
 Special Asst. to HC

Michael MUSSELMAN
 Dir.-Recruiting

Patrick ACKERMAN
 Recruiting Coord.

Riley HALL
 Video Coord.

Effort. Energy. Enthusiasm.
NUMERICAL ROSTER

No.	Name	Pos.	Yr.	Ht.	Wt.	Hometown	Previous School
0	Justin Smith	F	Gr.	6-7	230	Buffalo Grove, Ill.	Indiana
1	JD Notae	G	R-Jr.	6-1	195	Covington, Ga.	Jacksonville
2	Vance Jackson Jr.	F	Gr.Sr.	6-9	238	Pasadena, Calif.	New Mexico
3	Desi Sills	G	Jr.	6-2	200	Jonesboro, Ark.	Jonesboro HS
4	Davonte "Devo" Davis	G	Fr.	6-3	180	Jacksonville, Ark.	Jacksonville HS
5	Moses Moody	G	Fr.	6-6	205	Little Rock, Ark.	Montverde Acad.
10	Jaylin Williams	F	Fr.	6-10	245	Fort Smith, Ark.	Northside HS
11	Jalen Tate	G	Gr.Sr.	6-6	175	Pickerington, Ohio	Northern Ky.
12	Khalel "KK" Robinson	G	Fr.	6-0	175	Little Rock, Ark.	Oak Hill Acad.
13	Emeka Obukwelu	F	Sr.	6-8	235	Plano, Texas	UT Tyler
14	Brandon Kimble	F	Gr.Sr.	6-7	180	Indianola, Miss.	Miss. Valley St.
22	Abayomi "Baybe" Iyiola	F	R-Jr.	6-9	230	Atlanta, Ga.	Stetson
23	Connor Vanover	F	R-So.	7-3	247	Little Rock, Ark.	California
24	Ethan Henderson	F	Jr.	6-8	210	Little Rock, Ark.	Parkview HS
33	Bryson Morehead	F	Fr.	6-8	160	Katy, Texas	Obra D. Tompkins HS

COACHES/STAFF

Head Coach: Eric Musselman (San Diego, 1987)
 Associate Head Coach: David Patrick (UL Lafayette, 2000)
 Assistant Coach: Clay Moser (Wisconsin-La Crosse, 1987)
 Assistant Coach: Corey Williams (Oklahoma State, 2002)
 Director of Operations: Anthony Ruta (Arizona State, 2012)
 Special Assistant to Head Coach: Hays Myers (LSU, 2016)
 Director of Student-Athlete Development: Earl Boykins (Eastern Michigan, 1998)
 Video Coordinator: Riley Hall (Arkansas, 2016)
 Director of Recruiting: Michael Musselman (San Diego, 2018)
 Recruiting Coordinator: Patrick Ackerman (Detroit Mercy, 2016)
 Head Athletic Trainer: Mark O'Neal (Arkansas, 1989)
 Head Strength Coach: Dave Richardson (Louisiana-Monroe, 1989)
 Graduate Assistants:
 Tyson Batiste (Central Connecticut State, 2019) • Jeremiah Bonsu (Dayton, 2017) • Caleb Cline (South Dakota, 2020) • Alex Dellelt (Arkansas, 2018) • Colin Donnelly (Michigan State, 2019) • Raheem Martin (Greensboro College, 2016) • Elijah Roth (Arizona, 2020)

Student Assistant: Khalil Garland

PRONUNCIATION

#1 JD Notae No-Tay
 #3 Desi Sills DEZ-ee
 #12 Khalel Robinson Kay-lin
 #13 Emeka Obukwelu Eh-MEH-kuh Oh-Boo-Quay-Lu
 #22 Abayomi Iyiola ah-Bah-YUM-ee EE-EE-oh-la
 ^ goes by "Baybe" Bay-Bey
 Anthony Ruta R00-tuh

ROSTER BY STATE

ARKANSAS (7)	ILLINOIS (1)
Davonte Davis Jacksonville	Justin Smith Buffalo Grove
Ethan Henderson Little Rock	
Moses Moody Little Rock	MISSISSIPPI (1)
Khalel Robinson Little Rock	Brandon Kimble Indianola
Desi Sills Jonesboro	
Connor Vanover Little Rock	TEXAS (2)
Jaylin Williams Fort Smith	Emeka Obukwelu Plano
	Bryson Morehead Katy
CALIFORNIA (1)	OHIO (1)
Vance Jackson Jr. Pasadena	Jalen Tate Pickerington
GEORGIA (2)	
Abayomi Iyiola Atlanta	
JD Notae Covington	

ROSTER BY CLASS

GRADUATE SENIOR (4)	SOPHOMORE (1)
Vance Jackson Jr.	Connor Vanover (Redshirt)
Brandon Kimble	
Justin Smith	FRESHMAN (5)
Jalen Tate	Davonte Davis
	Moses Moody
SENIOR (1)	Bryson Morehead
Emeka Obukwelu	Khalel Robinson
	Jaylin Williams
JUNIOR (4)	
Abayomi Iyiola (Redshirt)	
Ethan Henderson	
JD Notae (Redshirt)	
Desi Sills	

ABOUT ARKANSAS

Location.....	Fayetteville, Ark.
Enrollment.....	27,559
Founded.....	1871
Colors.....	Cardinal (PMS 201) and White
Nickname.....	Razorbacks
Conference.....	Southeastern (SEC)
System Pres.....	Dr. Donald R. Bobbitt (Arkansas, 1980)
Chancellor.....	Dr. Joseph E. Steinmetz (C. Michigan, 1977)
Vice Chancellor / AD.....	Hunter Yurachek (Guilford, 1990)
Faculty Representative.....	Gerald Jordan (Arkansas, 1970)
Arena (Capacity).....	Bud Walton Arena (19,200)

HISTORY

First Year of Basketball.....	1923-24
Seasons.....	98th
Overall Conference Championships.....	24 (2 SEC, 22 SWC)
NCAA Tournament Record / App.....	42-32 (.568) / 33
NIT Record / App.....	6-5 / 4
SEC Tournament Record.....	28-27

MUSSELMAN COACHING HISTORY

COLLEGIATE	6th Season	133-46	(7-4 Postseason)
Nevada	4 years	110-34	7-4 Postseason
Arkansas	2nd year	23-12	--
PROFESSIONAL	14 Seasons	503-291	(50-39 Postseason *)
CBA	7 years	270-122	(39-34 Postseason *)
Rapid City	5 years	191-89	(27-25 Postseason *)
Florida	2 years	79-33	(12-9 Postseason *)
USBL	2 years	53-3	(4-0 Postseason *)
Florida	2 years	53-3	(4-0 Postseason *)
NBA	3 years	108-138	--
Golden State	2 years	75-89	--
Sacramento	1 year	33-49	--
D-League	2 years	72-28	(7-5 Postseason *)
Reno	1 year	34-16	(2-3 Postseason *)
Los Angeles	1 year	28-12	(5-2 Postseason *)
INTERNATIONAL	3 Years	24-14	--
Dominican	1 years	5-1	--
Venezuelan	2 years	19-13	--

-- Note, professional basketball does not include playoff results in W-L record

* - Musselman's pro record including playoffs is 553-330

MISCELLANEOUS MEASURABLES

(AS OF JUNE 2020)

NAME	WINGSPAN	REACH	MAX VERT
Devo Davis	6' 7.5"	8' 5"	34"
Ethan Henderson	6' 11.5"	8' 8"	44"
Abayomi Iyiola	6' 11.5"	8' 10.5"	28.5"
Vance Jackson	6' 11"	8' 9"	29.5"
Moses Moody	7' 1"	8' 8.5"	30"
JD Notae	6' 6"	8' 2"	39"
KK Robinson	6' 6"	8' 0"	37"
Desi Sills	6-6.5"	8' 1.5"	37.5"
Justin Smith	6' 8.5"	8' 6"	44"
Jalen Tate	6' 6"	8' 6.5"	35"
Connor Vanover	7' 5"	9' 8"	25.5"
Jaylin Williams	7' 1.5"	8' 11"	32"

held the Mean Green scoreless the first 4:55 of the second half.

- Versus UT Arlington, Arkansas used a 13-0 run (holding UTA scoreless for 4:38) and built a 21-point lead with 13:05 left in the second half.
- The cushion was critical as the Razorbacks only made two field goals – both by Jalen Tate – over a 10-minute span from 10:39 to 0:39. (Moody added five free throws). However, the Mavericks could not make up any ground as the teams each scored 11 points over the 10 minutes.

On the Rebound

- Last year, Arkansas ranked 342nd out of 350 NCAA Division I teams in rebound margin (-6.8) while ranking 325th in offensive rebounds (7.5 avg.)
- This year, Arkansas ranks 24th in the NCAA (+14.0) in rebound margin and 14th in offensive rebounds (16.3 avg.)
- Arkansas had 58 rebounds versus Mississippi Valley – the most by Arkansas under Musselman and 3rd-most by a Musselman-coached college team.
- This season, Arkansas produced three of the top five rebounding efforts by the Razorbacks under Musselman.
- Arkansas had 20 offensive rebounds – the most by Arkansas under Musselman and 2nd-most by a Musselman-coached college team.
- This season, Arkansas produced three of the top four offensive rebounding efforts by the Hogs under Musselman.
- Justin Smith and Connor Vanover has been a big parts of Arkansas' rebounding improvement so far.
- Smith ranks 24th in the NCAA / 2nd in the SEC in offensive rebounds (4.0)
- Vanover had 16 rebounds versus North Texas and averages a team-best 8.7 rebounds per game.

Recapping UNT

- Last year, UNT ranked 10th in the NCAA in FG% (.783) and 14th in the NCAA in 3PT% percentage (.379).
- This year, Arkansas held the Mean Green to just 36.2% FG and 15.4% (2-of-13) 3PT-FG, while Hamlet was held to just 1-of-4 FG (0-0 3PT).
- In Musselman's two games versus North Texas, Arkansas' defense has risen to the occasion, producing some of the lowest offense by an opponent over the span.

LAST YEAR	THIS YEAR
43 pts - T-Lowest by Muss team at ARK	59 pts - T-6th lowest
2 3's made - T-lowest by Muss team at Ark	2 3's made - T-lowest by Muss team at Ark
11.8 3PT% - 2nd lowest by Muss team at Ark	15.4 PT% - 4th lowest by Muss team at Ark
12 FT Att - 3rd lowest by Muss team at ARK	13 FT Att - 4th lowest by Muss team at Ark

Recapping the Opener

- Eight Razorbacks scored double-figures including a game-high 23 from Connor Vanover. It was the third time eight Razorbacks scored in double figures in the same game.

THE WIN WAS THE SECOND-BEST NIGHT FOR SCORING IN ARKANSAS HISTORY.

- The 142 points were the second-most points ever scored by the Razorbacks while the 82 second-half points were also the second-most scored by the Hogs in a half. (Both records for most points overall and in a half came versus U.S. International in a 166-101 victory on 12/9/89. Arkansas scored 88 second-half points in that win.)
- The 80-point win is the second-largest margin of victory in school history. (The record is 82 points in a 128-46 win over Bethune-Cookman on Dec. 4, 1991.
- Arkansas drained 20-of-40 from 3-point range and was one triple shy of the school record of 21. (School record was set versus Troy by making 21-of-37 on Dec. 10, 1996.)
- The 142 points is the most scored by a Musselman coached team in college. It was also the most field goals made by a Musselman college-coached team (48) as well as the field goals attempted (86), most 3-pointers made (20), 3-pointers attempted (40), third-most rebounds (58) and third-most assists (26).

#5 Recruiting Class; 3 Top Grad Transfers

- Arkansas' 2020 recruiting class was a consensus top 10 haul. The group included four, four-stars and all are Arkansas natives.
- The ranking did not include three of the top 20 graduate transfers and two players among the nation's top 50 sit-out transfers.

THE FOLLOWING IS A BREAKDOWN:

• 2020 RECRUITING CLASS

	5th ESPN	8th 247Sports	11th Rivals
Recruits	ESPN	247 Comp	247 Rivals
Moses Moody	★★★★	45th	45th
POSITION	10th SG	9th SG	8th SG
KK Robinson	★★★★	82nd	61st
POSITION	19th PG	11th PG	8th PG
Devo Davis	★★★★	89th	113th
POSITION	19th SG	15th CG	20th SG
Jaylin Williams	★★★★	94th	80th
POSITION	15th C	15th C	13th C

• GRADUATE TRANSFERS

Jalen Tate	#5 (NBC Sports)	#8 (247Sports)	#10 (CBS AND Stadium)	#15 (ESPN)
Vance Jackson Jr.	#8 (CBS)	#18 (Stadium)	#32 (ESPN)	
Justin Smith	#11 (Stadium)	#22 (ESPN)		

• SIT-OUT TRANSFERS

JD Notae	#29 (ESPN)
Connor Vanover	#44 (ESPN)



NATION'S #5 RECRUITING CLASS

Moses Moody • KK Robinson • Jaylin Williams • Devo Davis

2020-21 MISCELLANEOUS STATS

DOUBLE-FIGURE SCORING GAMES

Player	16-17	17-18	18-19	19-20	20-21	Career
Henderson	NA	NA	-	1	--	1
Iyiola	NA	18	15	NA	--	33
Jackson	14	NA	23	14	1	52
Moody	NA	NA	NA	NA	3	3
Notae	NA	23	24	NA	2	49
Robinson	NA	NA	NA	NA	1	1
Sills	NA	NA	5	17	2	24
Smith	NA	8	13	14	3	38
Tate	2*	3	25	16	2	48
Vanover	NA	NA	9	NA	2	11
Williams	NA	NA	NA	NA	--	--

20+ POINT SCORING GAMES

Player	16-17	17-18	18-19	19-20	20-21	Career
Iyiola	NA	1	2	NA	--	3
Jackson	0	NA	4	4	--	8
Moody	NA	NA	NA	NA	1	1
Notae	NA	7	8	NA	--	15
Sills	NA	NA	0	3	--	3
Smith	NA	1	1	2	--	4
Tate	0*	0	2	4	--	6
Vanover	NA	NA	1	NA	1	2

30+/40+ POINT SCORING GAMES

Player	16-17	17-18	18-19	19-20	20-21	Career
Jackson	0/0	NA	1/0	0/0	--	1/0
Notae	NA	1/0	0/1	NA	--	1/1
Tate	0*	0	1/0	1/0	--	2/0

3+ THREE-POINTERS IN A GAME

Player	16-17	17-18	18-19	19-20	20-21	Career
Jackson	6	NA	10	9	1	26
Notae	NA	7	11	NA	--	18
Robinson	NA	NA	NA	NA	1	1
Sills	NA	NA	4	7	--	11
Smith	NA	0	1	0	--	1
Tate	0*	0	1	0	--	1
Vanover	NA	NA	1	NA	1	2

5+ THREE-POINTERS IN A GAME

Player	16-17	17-18	18-19	19-20	20-21	Career
Notae	NA	2	4	NA	--	6
Jackson	1	NA	0	2	--	3
Sills	NA	NA	0	1	--	1
Vanover	NA	NA	1	NA	--	1

DOUBLE FIGURE REBOUNDING GAMES

Player	16-17	17-18	18-19	19-20	20-21	Career
Iyiola	NA	4	10	NA	--	14
Jackson	0	NA	5	3	--	8
Notae	NA	2	3	NA	--	5
Smith	NA	1	2	1	--	4
Tate	0*	0	1	1	--	2
Vanover	NA	NA	0	NA	1	1
Williams	NA	NA	NA	NA	1	1

DOUBLE FIGURE ASSISTS GAMES

Player	16-17	17-18	18-19	19-20	20-21	Career
Notae	NA	0	1	NA	--	1
Tate	0*	0	1	0	--	1

DOUBLE-DOUBLES

Player	16-17	17-18	18-19	19-20	20-21	Career
Iyiola	NA	4	8	NA	--	12
Jackson	0	NA	5	3	--	8
Notae	NA	2	3	NA	--	5
Smith	NA	1	2	1	--	4
Tate	0*	0	1	1	--	2

TRIPLE-DOUBLES

Player	16-17	17-18	18-19	19-20	20-21	Career
Notae	NA	0	1	NA	--	1

5+ ASSIST GAMES

Player	16-17	17-18	18-19	19-20	20-21	Career
Jackson	1	NA	5	0	--	6
Notae	NA	2	9	NA	1	12
Sills	NA	NA	4	--	--	4
Tate	0*	4	11	7	1	22

3+ STEALS IN A GAME

Player	16-17	17-18	18-19	19-20	20-21	Career
Iyiola	NA	0	2	NA	--	2
Moody	NA	NA	NA	NA	2	2
Notae	NA	11	8	NA	--	19
Sills	NA	NA	1	1	2	4
Smith	NA	0	1	5	2	8
Tate	0*	6	1	4	--	11

3+ BLOCKS IN A GAME

Player	16-17	17-18	18-19	19-20	20-21	Career
Iyiola	NA	2	5	NA	--	7
Notae	NA	1	2	NA	--	3
Smith	NA	0	2	0	--	2
Tate	0*	2	1	0	--	3
Vanover	NA	NA	5	NA	2	7



- A group of Razorback student-athlete leaders launched an initiative in September to foster and work toward equality for all members of the Razorback family. The program and its mission were developed out of ongoing discussions by various student-athletes on a number of important topics impacting society.
- The initiative is committed to helping ensure that every individual, regardless of race, gender, religious beliefs or sexual orientation has an equal opportunity to make the most of their lives and talents.**
- As part of the initiative, student-athletes on Razorback teams will wear an Equality patch on their uniforms and the word Equality will be included on numerous competition fields. In addition, public service announcements on the importance of equality will play at Razorback sporting events.
- The initiative was brought forward by the Razorback Athletics African-American Student-Athlete Leadership Council – **including freshman guard MOSES MOODY** – as part of continuing diversity and inclusion efforts as part of the department's **Hogs UNITED** program.

Jackson Reaches 1,000 and 500; Three Others Nearing 1K in Pts


- Although Arkansas' s roster has a lot of new faces, the roster brings a lot of experience to the 2020-21 seasons.
- Vance Jackson Jr., drained four 3-pointers during a 28-0 run in the first half of the season opener. With is fourth triple, Jackson eclipsed the 1,000-point plateau. He finished with 15 points versus Mississippi Valley and now has 1,005 career points.
- Jackson pulled down seven rebounds, pushing over 500 for his career (now 501).
- Jalen Tate is nearing three milestones.**
 - ^ 22 points shy of 1,000 for his career
 - ^ 43 rebounds shy of 400 for his career
 - ^ 7 assists shy of 300 for his career

PLAYER CAREER PTS TO REACH

PLAYER	CAREER PTS	TO REACH
VANCE JACKSON JR	1,005	Scored 1,000th career pt vs MVSU
JALEN TATE	978	22 points to 1K
JD NOTAE	963	37 pts to 1K
JUSTIN SMITH	863	137 pts to 1K



• 22 PTS FOR 1,000
• 43 REBS FOR 400
• 7 ASSISTS FOR 300



NEEDS 37 POINTS TO REACH 1,000

16 and 6

- Connor Vanover had to sit-out last year due to NCAA transfer rules. However, he has showed no signs of rust in his first two games in a Razorback jersey.

GAME 1

- ^ Vanover led all scorers with 23 points – one shy of his career high – and he tied a then career-high with eight rebounds. He made 4-of-5 from 3-point range and added three blocked shots.
- ^ The 23 points tied for the third-best production by a Razorback in his debut since in 1980.

GAME 2

- ^ Only scored six points, but grabbed a career-high 16 rebounds and tied a career-high with six blocked shots.
- ^ Only Razorback on record to have at as many as 16 rebounds and six blocked shots in a game.
- ^ **First player in the SEC to have 16 rebounds and 6 blocks since Kentucky's Anthony Davis** did so in the 2012 national championship game. Ironically, Davis also only scored six points in that game.

J Tate the Great ... Or At Least Really Good

- Jalen Tate has been exactly what was expected of him ... a long lock-down defender that is a strong rebounder and pass-first point guard that can score.
- Averages 9.3 points – scored 14 in game 1 and 12 in game three ... only scored two in game two battling foul trouble.
- ^ In games one and three, combined for 11 rebounds and 10 assists (has 15 boards and 12 assists for the season).
- ^ Leads the team with 12 assists – third in the SEC.
- ^ Averages 5.0 rebounds.
- ^ Has made three 3-pointers (3-of-6) in three games ... only made 8-of-44 in 2019-20 and just 6-of-28 in 2017-18. (Note: he did make 24-of-59 in 2018-19.)
- ^ Locked down reigning C-USA Player of the Year – North Texas' Javien Hamlet – to just 1-of-4 shooting and five points.

Sills Named Preseason All-SEC

- Arkansas junior guard Desi Sills was voted preseason All-SEC second team by the league's coaches.
- The Jonesboro product is one of three Razorbacks to play all 66 Arkansas games over the last two seasons (along with former Hogs Adrio Bailey and Jalen Harris). Sills showed great improvement from his freshman to his sophomore season as nearly all his numbers virtually doubled including his scoring (5.3 avg. to 10.6 avg.), his minutes (from 16.9 avg. to 31.2 avg.), 3-pointers made (29 to 47) and rebounds (1.3 avg. to 3.0 avg.).
- While Sills started 24 of 32 games last season, he came on strong over the final 14 games, six coming as a back-up to give much-needed firepower off the bench for the Razorbacks. He shot 32.9 percent from 3-pt for the season including a team-best 45.6 percent (31-of-68) from long range over the last 14 games. In coming off the bench the last six games, Sills poured in a then career-high 17 points in a win over Missouri, a career-high 21 points at Georgia and 20 points in the SEC tournament win versus Vanderbilt.

Sills Off to Hot Start

- Even though Desi Sills did not led the team in scoring in either of the first two games, he led the team by averaging 16.5 points over the first two games. He struggled versus UT Arlington, scoring just three points on 1-of-6 shooting.
- Sills leads the team in steals (8) to rank 29th in the NCAA and 1st in the SEC.**

Effort. Energy. Enthusiasm.

• In his first two years, Sills has started slow each season.

AS A FRESHMAN:	1st 26 GMS from 3-PT Range 11-35 (.314)	LAST 8 GMS from 3-PT Range 18-28 (.643)
AS A SOPHOMORE:	1st 18 GMS from 3-PT Range 16-75 (.213)	LAST 14 GMS from 3-PT Range 31-67 (.456)

^ Last year, Sills was just 2-of-30 from 3-PT range over first seven games – he's already 3-of-6 in two games this year.

Another Tough Non-Con

- Arkansas will once again play a challenging non-conference schedule
- North Texas C-USA Preseason #2 2019-20 C-USA Regular-Season Champion
- Lipscomb A-Sun Preseason #1 2019-20 A-Sun Regular-Season Champion
- Tulsa AAC Preseason #6 2019-20 CAA Regular-Season Champion (picked #10 in preseason)
- Oral Roberts Summit Preseason #2
- UT Arlington Sun Belt Preseason #3 East
- Abilene Christian Southland Preseason #2 2019-20 Southland Regular-Season Runner-Up

LAST YEAR...

- Arkansas was 1-of-4 SEC teams and 1-of-10 teams nationally who have played two or fewer games against teams ranked above 200 in the NET.
- Arkansas' schedule was 40th on the NCAA Toughest Schedule Report – as opponents' winning percentage was .589 (617-431).
- Here is a quick recap of Arkansas' 2019-20 non-conference season:
- ^ The NCAA NET had Arkansas' non-conference Strength of Schedule at 12th - 2nd-best in the SEC (LSU is 8).
- ^ The NCAA NET had Arkansas' overall Strength of Schedule at 25th.
- ^ WarrenNolan.com had Arkansas' non-conference RPI as 4th and non-conference SOS is 11th.

Baybe to Out

- Redshirt junior Abayomi (Baybe) Iyiola tore his right ACL in the summer (prior to team activities) and will be out until around the first part of January.
- Iyiola played his first two seasons at Stetson prior to transferring to Arkansas in the summer of 2019. He scored 656 points (10.4 ppg) and grabbed 434 rebounds (6.9 rpg) for his two-year career.

School-Record 11 New Scholarship Players

- Arkansas has rebuilt its roster for the 2020-21 season.
- Arkansas will have a school-record 11 new players on scholarship (four graduate transfers, three players on last year's roster that sat out and four freshmen) and 11 total.
- The previous record for most new players in one season was nine on scholarship, 10 total, in the 1995-96 season.

Nation's Most: 12 Total Newcomers

- Arkansas will feature 12 new players including:
- 4 graduate transfers.
- 3 sit-out transfers.
- 5 freshman (4 scholarship and a walk-on).
- Arkansas is one of 10 schools in the country with double-digit newcomers on the 2020-21 roster.

Joe and Jones Get NBA Calls

- Isaiah Joe and Mason Jones both got calls from NBA teams on Nov. 18.
- Joe was selected by the Philadelphia 76ers in the second round (49th overall pick) in the 2020 NBA Draft.
- ^ Joe is the 39th Razorback to be drafted in the NBA and the 20th within the first two rounds.
- Jones, named All-America honorable mention and SEC co-Player of the Year by the Associated Press this past season, signed a two-way contract as a free agent with the Houston Rockets.
- ^ Jones was also tabbed consensus first team All-SEC (including unanimous by the media), both USBWA and NABC All-District, and a finalist for the Jerry West Award, presented to the nation's top shooting guard.

Jones and Jones By the Numbers

- Other than obvious, losing its top two scorers with Mason Jones and Isaiah Joe declaring for the NBA Draft, Arkansas will be missing:
- ^ 1,122 points.....46.2% of scoring
- add Jimmy Whitt Jr.'s 449 points and Arkansas is missing 64.8% of its scoring from 2019-20
- ^ 162 3's Made.....66.7% of 3's made
- ^ 469 3's Att.....64.4% of 3's Att
- ^ 314 FT Made.....55.3% of FT made
- ^ 373 FT Att.....48.1% of FT Att
- add Jimmy Whitt Jr. being 87-of-123 at the line in 2019-20 and Arkansas is missing 70.7% of its free throws made.

Razorbacks Face Cowboys in SEC/Big 12 Challenge Game

- For the third time in seven seasons, Arkansas will face Oklahoma State in the annual SEC/Big 12 Challenge, the Southeastern Conference announced. The contest is set for Jan. 30, 2021, and will be played in Stillwater, Okla.
- The Razorbacks and Cowboys met in back-to-back years of the Challenge in 2017 and 2018. Oklahoma State won the first meeting, 99-71, in Stillwater and Arkansas won, 66-65, the following year in Bud Walton Arena.
- Overall, Oklahoma State owns a 37-15 advantage in the all-time series with the Razorbacks, including a 13-4 mark in Stillwater. Arkansas won the last meeting between the two schools, 66-65 in The Challenge, to snap a five game losing streak dating back to 1990.
- This will be the eighth year of the SEC/Big 12 Challenge and it will feature 10 games between two premier college basketball conferences.

2020-21 MISCELLANEOUS STATS

RECORD BREAKDOWN

At Home	3-0
On The Road	0-0
Neutral	0-0
White Uniforms	2-0
White '94 Throwback Uniforms	1-0
White "Hog" Uniforms	0-0
Cardinal Uniforms	0-0
Anthracite Uniforms	0-0

GENERAL

When Arkansas controls the tip	3-0
When opponent controls the tip	0-0
When Arkansas scores first	3-0
When opponent scores first	0-0

LEADS AND DEFICITS

Leading at the half	3-0
home: 3-0 road: 0-0 neutral 1-0	
Tied at the half	0-0
home: 0-0 road: 0-0 neutral 0-0	
Trailing at the half	0-0
home: 0-0 road: 0-0 neutral: 0-0	
Games decided by 5 points or fewer	0-0
Games decided by 10 points or fewer	0-0
With 5:00 left	Leading: 3-0 Trailing: 0-0 Tied: 0-0
With 2:00 left	Leading: 3-0 Trailing: 0-0 Tied: 0-0
Overtime games	0-0

OFFENSE

Scoring less than 70 points	1-0
Scoring 70-79 points	1-0
Scoring 80-89 points	0-0
Scoring 90-99 points	0-0
Scoring 100+ points	1-0
2 Players Or Less in Double Figures	0-0
3 Players in Double Figures	0-0
4 Players in Double Figures	2-0
5 Players in Double Figures	0-0
8 Players in Double Figures	1-0
1 Player Scores 20+ Points	2-0
2+ Players Score 20+ Points	0-0
When shooting 50 percent or higher	1-0
When shooting less than 50 percent	1-0

REBOUNDING/TURNOVERS

When out-rebounding opponent	3-0
When out-rebounded	0-0
When rebounds are even	0-0
When grabbing 10+ offensive reb	3-0
When forcing 15+ turnovers	2-0
When committing less than 15 turnovers	2-0

BY MONTH

In November	2-0
In December	1-0
In January	0-0
In February	0-0
In March	0-0

LED HIS TEAM IN SCORING

Player	16-17	17-18	18-19	19-20	20-21	Career
Iyiola	NA	3	7	NA	--	10
Jackson	2	NA	7	4	--	13
Moody	NA	NA	NA	NA	1	1
Notae	NA	15	16	NA	--	31
Tate	0	0	7	5	--	12
Sills	NA	NA	1	1	--	2
Smith	NA	1	1	3	1	6
Vanover	NA	NA	1	NA	1	2

LED HIS TEAM IN REBOUNDING (includes ties)

Player	16-17	17-18	18-19	19-20	20-21	Career
Henderson	NA	NA	0	2	--	2
Iyiola	NA	16	22	NA	--	38
Jackson	1	NA	13	7	--	2
Kimble	NA	NA	NA	8	--	8
Moody	NA	NA	NA	NA	1	1
Notae	NA	3	13	NA	--	16
Sills	NA	NA	0	2	--	2
Smith	NA	1	5	3	1	10
Tate	0	0	2	4	--	6
Vanover	NA	NA	3	NA	1	4
Williams	NA	NA	NA	NA	1	1

- In 2020, the two conferences shared the Challenge title with both leagues earning five wins, including Arkansas' 78-67 victory over TCU. Over the last four years of the Challenge, both conferences have won 20 games.
- ESPN, ESPN2 and ESPNU will combine to televise the contests. Start times and network designations will be announced at a later date.
- **ARKANSAS IS PLAYING ITS SEVENTH CONSECUTIVE CHALLENGE AND IS 3-3 IN SUCH GAMES.**

- 12/04/14	at #20 Iowa State	L	77	95
- 01/30/16	Texas Tech	(ot) W	75	68
- 01/28/17	at Oklahoma State	L	71	99
- 01/27/18	Oklahoma State	W	66	65
- 01/26/19	at #13 Texas Tech	L	64	67
- 01/25/20	TCU	W	78	67

3-Ball Streak Continues

- On Feb. 9, 2019, Mason Jones made a 3-pointer at 18:43 of the first half at South Carolina to mark the 1,000th-straight game Arkansas made at least one triple.
- Arkansas fans were getting nervous the streak might end versus Texas Southern in 2019-20. The Razorbacks were 0-of-13 from distance in the first half. However, Isaiah Joe opened the second half with a triple and would make six in the period en route to 29 second-half points - 33 total.
- Arkansas ranks fourth on the NCAA active list of teams that have made at least one 3-pointer.

1. UNLV	1,106 consecutive games (thru 12/2)
2. Duke	1,092 consecutive games (thru 12/1)
3. ARKANSAS	1,046 CONSECUTIVE GAMES
4. Western Kentucky	1,044 consecutive games (thru 12/1)
- UNLV and Princeton (959 straight games) have made a 3-pointer in every game since the NCAA adopted the rule in 1986-87. Kentucky and Vanderbilt are the only other teams to make a 3-pointer in over 1,000 straight games.
 - ^ The Wildcats' streak ended March 2018 at 1,047 games (0-for-6 vs. Davidson in NCAA first round).
 - ^ The Commodores' streak ended Jan. 15, 2020 at 1,080 games (0-for-25 vs. Tennessee).
- **The last game Arkansas did not make a 3-pointer was when the Razorbacks went 0-for-2 at Texas on Jan. 07, 1989.**

REMINDER OF LAST SEASON

HOGS #1 IN NCAA DEFENDING 3; Other Stats Among NCAA/SEC Leaders

- The Razorbacks held opponents to shooting 29 percent or worse from 3-point range 20 times last season. In SEC play, Arkansas held Texas A&M to 28.6% (1/4), LSU to 26.7% (1/8), Ole Miss to 23.1%, Vandy to 25%, Alabama to 25.8%, Auburn to 25.8%, Missouri to 18.3% (2/8), Missouri to 19.0% (2/22), Tennessee to 23.5% (2/26) and Vandy to 25% (3/11).
 - ^ **27.2% 3-point defense: Led NCAA / Led SEC**
- Arkansas only committed 11.5 turnovers/gm in 2019-20 and just 10.1 in SEC play – **both were the fewest in SEC** – while **forcing a league-best 16.0 turnovers/gm.**
 - + Overall, Arkansas committed single-digit turnovers 10 times: 8 vs South Dakota, 8 vs Tulsa, 9 versus Texas A&M, 7 at LSU, 7 vs Vandy, 7 at Mississippi State, 8 vs Mizzou, 7 vs Tennessee, 6 at Georgia and 5 vs LSU.
 - + Opponents had five steals or less 21 times, including zero versus Vanderbilt (1/15).
 - ^ **+4.5 turnover margin: 9th in NCAA / 1st in SEC**
- Arkansas had an **SEC-best 253 steals** last season and 128 in SEC games – trailing South Carolina for the lead. Arkansas has double-digit steals eight times this year – 14 vs Rice, 13 vs Texas Southern, 11 vs North Texas, 11 vs Montana, 15 at Georgia Tech, 12 vs Tulsa, 11 at Alabama and 14 vs Auburn.
 - ^ **253 total steals: 34th in NCAA / 1st in SEC**
 - ^ **7.9 steals per game: 38th in NCAA / 1st in SEC**
- The Razorbacks forced at least 15 turnovers on 20 occasions last season, including a season-high 27 in the season opener versus Rice. TCU had 19. Auburn had 18 turnovers; Texas A&M (2x), Alabama and Missouri had 17 turnovers; Ole Miss, Vanderbilt, Kentucky, South Carolina and Miss State (2/15) each had 16 and Florida into 15.
 - ^ **16.0 turnovers forced: 28th in NCAA / 1st in SEC**
- Prior to having 16 turnovers in the regular-season finale at Texas A&M, Arkansas only committed 26 turnovers in its previous four games (8 vs Mizzou, 7 vs Tennessee, 6 at Georgia and 5 vs LSU). The Hogs committed just 10 turnovers at Alabama and versus Auburn. Overall, the Hogs committed 10 or less turnovers 15 times in 22019-20.
 - ^ **11.5 turnovers committed: 47th in NCAA / 1st in SEC**
 - ^ **369 turnovers: 59th-fewest in NCAA / 1st in SEC**



FUTURE HOGS

KAMANI JOHNSON

6-7, 215, forward

Brooklyn, N.Y. / Arkansas-Little Rock

- **Scheduled to join the program in mid-December, will be eligible to practice immediately and will become game eligible for the 2021-22 season.**
- A third team All-Sun Belt pick in 2020 as he more than doubled his point output - going from 5.1 ppg as a freshman to 11.0 ppg as a sophomore - and his rebounding improved from 4.8 per game to 6.7 per game, respectively. Also, his assists total went from 37 to 68 from his first year to his second while his free throw percentage improved from 50.8% to 72.7%.
- Led the Sun Belt and ranked 26th nationally in free throw attempts in 2019-20 and ranked 49th in the NCAA in free throws made (144). Overall, he played in 58 games with 43 starts in two seasons with the Trojans, scoring 479 points, grabbing 337 rebounds and dishing out 105 assists.
- **As a Sophomore at UALR:** Named hird team All-Sun Belt selection ... Two-time Sun Belt Conference Player of the Week (Jan. 6 and Feb. 4) ... Played in all 31 games with 28 starts for the Trojans, averaging 11.0 points, 6.7 rebounds and 2.2 assists per game ... Tied for fifth in the Sun Belt in rebounds per game and was second in offensive rebounds per game (3.0) ... His 144 free throws made ranked sixth in program history for a single season ... In the NCAA, ranked 26th in free throw attempts with a Sun Belt-best 198 and ranked 49th in free throws made (144) ... Had five double-doubles
- **As a Sophomore at UALR:** Played in 27 games with 15 starts as a true freshman ... Averaged 5.1 points and 4.8 rebounds in 19.2 minutes per game.
- **High School/Personal:** Spent two years at Montverde Academy in Florida, leading the Cougars to a state championship ... Played his senior season at Holy Spirit Prep School in Atlanta, averaging 17 points, nine rebounds, three assists and 1.5 blocks ... He is the younger brother of former Kentucky center Dakari Johnsonn.

CHANCE MOORE

6-5, 195, G

Brookhaven, Ga. / McEachern HS

- ESPN 4 star 44 national / 9 small forward / 3 in Ga.
- 247 Sports Composite 4 star 85 national / 21 shooting guard / 5 in Ga.
- Participated in the Coach Wootten's Top 150 Showcase in October 2020 ... Transferred to McEachern mid-year as a junior and helped the squad reach the Georgia 7A semifinals ... Averaged 21.7 points and 5.8 rebounds.
- Came to McEachern from Holy Innocents Episcopal HS in Atlanta and Chamblee HS prior to that ... As a sophomore at Holy Innocents, named first team Class A Private All-State by HoopSeen.com and second team by the Atlanta Journal Constitution ... Was the Region 5-A North Player of the Year ... Tabbed the Class A Private Sophomore of the Year by HoopSeen.com ... Averaged 20.2 points and 7.0 rebounds.

AKOL MAWEIN

6-9, 205, F

Sydney, Australia / Southwest Christian (Ark.) Acad. / Navarro College

- Name is pronounced "ah-Cole ma-Ween."
- 247Sports rates him the best JuCo power forward in the nation and the fourth-best overall prospect in the country ... Ranked the fourth-best Juco recruit in the nation by jucorecruiting.com ... Averaged 13.5 points and 5.0 rebounds as a freshman at Navarro ... Made 21-of-64 3-pointers ... Tallied two double-doubles while scoring 20-plus points in six of his last 14 games including a season-high 31 points versus Paniola.
- Attended Southwest Christian Academy in Little Rock as a junior and senior ... Originally committed to play at UC Riverside under then head coach David Patrick, the current Arkansas associate head coach ... Also played for the Woodz Elite program on the Nike EYBL circuit ... Named to the 2019 USA TODAY ALL-USA Arkansas Boys Basketball second team (along with first team pick Davonte Davis).
- Born in Sudan before moving to Egypt and then to Australia ... Came to the United States to play high school basketball.

#PR HOGS

39

NBA Draft
Selections

16

All-Star Game
Appearances

14

All-Defensive
Team Honors



CURRENT HOGS IN THE NBA



DANIEL GAFFORD

- 2nd Year in NBA
- 2019 - 2nd RD/38th overall



MASON JONES

- 1st Year in NBA
- 2020 - Free Agent
- Two-Way Contract



PATRICK BEVERLEY

- 9th Year in NBA
- 3x NBA All-Defensive Team
- 2009 - 2nd RD/42nd overall



ISAIAH JOE

- 1st Year in NBA
- 2020 - 2nd RD/49th overall



BOBBY PORTIS

- 6th Year in NBA
- 2015 - 1st RD/22nd overall

12

First Round
Draft Picks

7

All-NBA
Selections

3

NBA
Champions



BELGIUM

• Jabril Durham Belfius Mons-Hainaut

CANADA

• Olu Famutimi Guelph
• Marvell Waithe Windsor Express

CHINA

• Sonny Weems Guangdong Southern

CZECH REPUBLIC

• Delvon Johnson Svitavy

EGYPT

• Jaylen Barford Al Ettehad

FRANCE

• Dustin Thomas BC Souffelweyheim

GREECE

• Dusty Hannahs Kolossos HH

HUNGARY

• Adrio Bailey OSE Lions

ISRAEL

• Coty Clarke Bnei Hertzeliya
• Rashad Madden Netanya

ITALY

• Marshawn Powell Trapani
• Charles Thomas Scafati

LEBANON

• Darian Townes Al Riyadi

LUXEMBOURG

• Michael Jones Larochette B

MEXICO

• B.J. Young Libertadores de Queretaro



SPAIN

• Moses Kingsley Bilbao

TURKEY

• Daryl Macon Galatasaray



<div>  2020-21 SEC STANDINGS  </div>										
THROUGH THURSDAY - DEC 3, 2020										
	SEC	PCT.	HOME	AWAY	OVERALL	PCT.	HOME	ROAD	NEUTRAL	STRK
ARKANSAS	-	-	-	-	3-0	1.000	3-0	0-0	0-0	W4
FLORIDA	-	-	-	-	2-0	1.000	0-0	0-0	2-0	W2
GEORGIA	-	-	-	-	2-0	1.000	2-0	0-0	0-0	W3
MISSOURI	-	-	-	-	2-0	1.000	1-0	0-0	1-0	W3
TEXAS A&M	-	-	-	-	2-0	1.000	2-0	0-0	0-0	W4
VANDERBILT	-	-	-	-	1-0	1.000	1-0	0-0	0-0	W1
OLE MISS	-	-	-	-	-	-	-	-	-	L2
TENNESSEE	-	-	-	-	-	-	-	-	-	L1
ALABAMA	-	-	-	-	3-1	.750	1-0	0-0	2-1	W2
LSU	-	-	-	-	2-1	.667	1-0	0-1	1-0	W1
SOUTH CAROLINA	-	-	-	-	1-1	.500	0-0	0-0	1-1	W1
AUBURN	-	-	-	-	1-2	.333	0-0	0-1	1-1	L2
KENTUCKY	-	-	-	-	1-2	.333	1-1	0-0	0-1	L2
MISSISSIPPI STATE	-	-	-	-	1-2	.333	1-0	0-0	0-2	W2

Saturday, December 5, 2020 TV Time (CT)
 South Carolina at #10 Houston ESPN+ 7:00 pm
LIPSCOMB AT ARKANSAS SECN+ 5:00 PM
 Memphis at Ole Miss canceled

Sunday, December 6, 2020 TV Time (CT)
 Missouri at Wichita St. ESPN2 1:00 pm
 Stetson at Florida SECN 1:00 pm
 UTRGV at Texas A&M SECN 3:00 pm
 #20 Kentucky vs. Ga. Tech (at Atlanta) ESPN 4:00 pm
 La. Tech at LSU SECN 7:00 pm

Monday, December 7, 2020 TV Time (CT)
 No Games Scheduled

Sunday, December 6, 2020 TV Time (CT)
ARKANSAS AT TULSA ESPN+ 6:00 PM
 Montana at Georgia SECN 6:00 pm
 Vanderbilt at SMU ESPN+ 7:00 pm
 Jackson State at Mississippi State SECN 8:00 pm

AP (Nov. 30)		
1 Gonzaga (57)	2-0	1,569
2 Baylor (6)	2-0	1,513
3 Iowa	2-0	1,410
4 Wisconsin	2-0	1,287
5 Illinois	3-0	1,281
6 Duke	1-0	1,185
7 Kansas	1-1	1,169
8 Michigan State	2-0	1,028
9 Creighton	1-0	981
10 Houston	3-0	949
11 West Virginia	3-0	943
12 Villanova	2-1	939
13 TENNESSEE	0-0	878
14 North Carolina	1-0	591
15 Virginia	1-1	581
16 Virginia Tech	3-0	570
17 Texas	1-0	478
Texas Tech	2-1	478
19 Richmond	2-0	382
20 KENTUCKY	1-1	363
21 Oregon	0-0	338
22 Florida State	0-0	304
23 Ohio State	2-0	282
24 Rutgers	3-0	252
25 Arizona State	2-1	233

COACHES (PRESEASON)		
1 Baylor	0-0	764
2 Gonzaga	0-0	762
3 Villanova	0-0	755
4 Virginia	0-0	666
5 Kansas	0-0	612
6 Iowa	0-0	587
7 Wisconsin	0-0	579
8 Duke	0-0	555
9 KENTUCKY	0-0	541
10 Illinois	0-0	523
11 Creighton	0-0	458
12 Michigan St	0-0	437
13 Texas Tech	0-0	420
14 TENNESSEE	0-0	383
15 West Virginia	0-0	347
16 North Carolina	0-0	266
17 Arizona State	0-0	240
18 Houston	0-0	203
Florida State	0-0	203
20 Oregon	0-0	193
21 UCLA	0-0	145
22 Texas	0-0	137
23 Rutgers	0-0	104
24 Ohio St.	0-0	102
25 ALABAMA	0-0	62

HOGS IN THE POLLS			
WEEK	AP	COACH	NET
Preseason	NR	ARV (45)	NA
Nov. 30	ARV (40)	NA	NA
Dec. 7			
Dec. 14			
Dec. 21			
Dec. 28			
Jan. 4			
Jan. 11			
Jan. 18			
Jan. 25			
Feb. 1			
Feb. 8			
Feb. 15			
Feb. 22			
Mar. 1			
Mar. 8			
FINAL			

THE LAST TIME ARKANSAS			
• Ranked on AP Poll Date			
Top 16-25:	#22	01/01/18	
Top 11-15:	#15	11/14/00	
Top 6-10:	#6	1995 Final Poll	
Top 2-5:	#5	03/07/95	
No. 1:	#1	'94-95 Preseason	
• Vs. Ranked Opp - Last Win			
Top 25: 98-162 (LAST W: at #19 LSU 2019)			
#25: 3-4	Vanderbilt	1/31/12	
#24: 1-3	Vanderbilt	2/23/00	
#23: 3-7	vs Florida (SEC)	3/9/18	
#22: 4-2	Kentucky (OT)	2/23/11	
#21: 4-3	Texas A&M	2/17/18	
#20: 10-5	Michigan	1/21/12	
#19: 7-3	at LSU	2/2/19	
#18: 5-7	at Ole Miss	1/31/10	
#17: 2-3	at Kentucky	2/27/14	
#16: 3-7	LSU	1/20/07	
#15: 3-5	Mississippi State	1/7/12	
#14: 5-7	Auburn	2/27/18	
#13: 6-3	Kentucky (OT)	1/14/14	
#12: 6-8	Alabama	1/27/07	
#11: 5-8	Missouri	12/5/95	
#10: 4-4	at Tennessee	2/25/06	
#9: 3-4	Tennessee (OT)	12/30/17	
#8: 3-4	Alabama	1/6/07	
#7: 1-5	Texas	1/6/09	
#6: 5-11	Kentucky	2/20/99	
#5: 4-4	Texas A&M	1/27/16	
#4: 5-12	Oklahoma	12/30/08	
#3: 0-14	--	--	
#2: 6-8	Florida	2/5/13	
#1: 1-11	vs. UNC (at PB)	2/12/84	

• As Ranked By # - Last Time			
as Top 25: 395-114			
#25: 6-2	W, Iowa	11/30/14	
#24: 6-0	W, at Ole Miss	2/14/15	
#23: 5-1	W, at Vanderbilt	1/10/15	
#22: 8-5	L, at Auburn	1/6/18	
#21: 6-4	L, North Texas	12/5/00	
#20: 17-5	W, at LSU	1/2/99	
#19: 16-7	L, Ole Miss	1/17/15	
#18: 18-8	L, LSU	3/7/15	
#17: 14-6	L, #21 Iowa (NCAA)	3/13/99	
#16: 13-6	L, #7 Kentucky (SEC)	3/7/98	
#15: 16-3	L, Southern Miss	11/18/00	
#14: 28-4	W, Vanderbilt	2/7/98	
#13: 13-3	W, Centenary	12/18/97	
#12: 19-8	L, at Alabama	2/28/98	
#11: 20-6	W, South Carolina	2/15/92	
#10: 12-3	W, Ole Miss	2/18/95	
#9: 21-6	W, #5 Kentucky	1/29/95	
#8: 8-9	W, Montevallo	2/25/95	
#7: 18-2	W, Auburn	3/4/95	
#6: 21-3	L, UCLA (NCAA)	4/3/95	
#5: 13-8	L, #3 Kentucky (SEC)	3/12/95	
#4: 13-2	W, at Missouri	12/3/94	
#3: 30-5	W, Tennessee	1/7/95	
#2: 38-4	W, Duke (NCAA)	4/4/94	
#1: 16-4	W, #14 Georgetown	11/27/94	

• Last Time Beat Ranked Opp.			
• HOME •	• ROAD •		
#25: Vandy	1/31/12	--	(0-0)
#24: Vandy	2/23/00	--	(0-0)
#23: LSU	3/3/92	Texas	3/3/91
#22: Kentucky	2/23/11	--	(0-1)
#21: Texas A&M	2/17/18	S. Carolina	2/15/17
#20: Michigan	1/21/12	Alabama	2/28/01
#19: Auburn	3/5/00	LSU	2/2/19
#18: Vandy	3/1/08	Ole Miss	1/31/10
#17: Ole Miss	2/5/10	Kentucky	2/27/14
#16: LSU	1/20/07	--	(0-4)
#15: Mississippi State	1/7/12	--	(0-2)
#14: Auburn	2/27/18	--	(0-3)
#13: Kentucky	1/14/14	--	(0-1)
#12: Texas	2/6/82	--	(0-5)
#11: Missouri	12/5/95	Texas	2/1/79
#10: Florida	2/18/06	Tennessee	2/25/06
#9: Tennessee	12/30/17	Arizona	12/6/92
#8: Alabama	1/6/07	Kentucky	1/25/92
#7: Texas	1/6/09	--	(0-1)
#6: Kentucky	2/20/99	--	(0-5)
#5: Texas A&M	1/27/16	--	(0-1)
#4: Oklahoma	12/30/08	Kentucky	2/9/94
#3: --	--	--	(0-1)
#2: Florida	2/5/13	--	(0-5)
#1: --	--	--	(0-2)

RECEIVING VOTES: Michigan 90, San Diego State 86, Saint Louis 69, Louisville 55, **ALABAMA 52**, **FLORIDA 45**, Indiana 38, UCLA 14, Maryland 9, Providence 7, Stanford 7, Connecticut 6, Clemson 4, **LSU 3**, **ARKANSAS 2**, Loyola Chicago 1, TCU 1, Colorado 1, BYU 1

RECEIVING VOTES: Louisville 55; **FLORIDA 52**; Michigan 38; **LSU 27**; San Diego St. 23; Dayton 23; Richmond 21; Maryland 15; Indiana 14; Seton Hall 12; Memphis 12; UConn 11; Stanford 10; **OKLAHOMA STATE 9**; Northern Iowa 8; Brigham Young 8; Syracuse 4; Providence 4; Purdue 3; **ARKANSAS 2**; Western Kentucky 1; Stephen F. Austin 1; Saint Mary's 1; Loyola-Chicago 1; Georgia Tech 1.

Effort. Energy. Enthusiasm.

Versus 2020-21 Opponents

NON-CONFERENCE

SCHOOL	GMS	SERIES RECORD	H	A	N	LAST MEETING
Abilene Christian		• FIRST MEETING •				
Central Arkansas	6	Arkansas Leads 6-0	3-0	3-0	0-0	H - W, 59-39 (02/01/47)
Lipscomb	1	Arkansas Leads, 1-0	1-0	0-0	0-0	H - W, 83-54 (12/20/04)
Miss Valley State	6	Arkansas Leads, 6-0	6-0	0-0	0-0	H - W, 142-62 (11/25/20)
North Texas	16	Arkansas Leads, 16-0	9-0	1-0	6-0	H - W, 69-54 (11/28/20)
Oklahoma State	52	Arkansas Trails, 15-37	10-9	4-13	1-15	H - W, 66-65 (12/07/18)
Oral Roberts	12	Arkansas Leads, 10-2	7-0	1-2	2-0	H - W, 104-69 (12/19/17)
Texas-Arlington	9	Arkansas Leads, 9-0	7-0	1-0	1-0	H - W, 72-60 (12/02/20)
Tulsa	61	Arkansas Leads, 37-24	25-8	9-15	3-1	H - W, 98-79 (12/14/19)

SOUTHEASTERN CONFERENCE

SCHOOL	GMS	SERIES RECORD	H	A	N	LAST MEETING
Alabama	63	Arkansas Leads, 35-28	19-6	8-20	8-2	A - W, 82-78 (02/01/20)
• SEC Only	53	Arkansas Leads, 28-25	19-6	8-18	1-1	
Auburn	54	Arkansas Leads, 34-20	21-5	12-14	1-1	H - L, 76-79 ot (02/04/20)
• SEC Only	53	Arkansas Leads, 34-19	21-5	12-14	1-0	
Florida	38	Arkansas Trails, 12-26	8-7	2-14	2-5	A - L, 59-73 (02/18/20)
• SEC Only	38	SAME		SAME		
Georgia	39	Arkansas Leads, 23-16	11-3	6-10	6-3	A - L, 89-99 (02/29/20)
• SEC Only	39	SAME		SAME		
Kentucky	44	Arkansas Trails, 11-33	7-8	3-15	1-10	H - L, 66-73 (01/18/20)
• SEC Only	39	Arkansas Trails, 11-28	7-8	3-13	1-8	
LSU	69	Arkansas Leads, 37-32	20-8	12-18	5-6	H - W, 99-90 (03/04/20)
• SEC Only	60	Arkansas Leads, 33-27	20-8	11-17	2-2	
Ole Miss	82	Arkansas Leads, 49-33	16-11	9-20	24-2	A - W, 76-72 (01/11/20)
• SEC Only	53	Series Tied, 27-27	16-10	9-18	1-0	
Mississippi State	64	Arkansas Leads, 33-31	21-8	7-22	5-1	H - L, 77-78 (02/15/20)
• SEC Only	55	Arkansas Leads, 28-27	20-7	6-20	2-0	
Missouri	53	Arkansas Leads, 28-25	17-9	10-16	1-0	H - W, 78-68 (02/22/20)
• SEC Only	16	Arkansas Leads, 9-7	7-1	2-6	0-0	
South Carolina	35	Arkansas Leads, 20-15	11-5	6-8	3-2	H - L, 77-79 (01/29/20)
• SEC Only	35	SAME		SAME		
Tennessee	43	Arkansas Trails, 21-22	11-4	4-13	6-5	H - W, 86-69 (02/26/20)
• SEC Only	39	Arkansas Trails, 18-21	11-4	4-13	3-4	
Texas A&M	160	Arkansas Leads, 103-57	58-15	38-38	7-4	A - L, 69-77 (03/07/20)
• SEC Only	14	Arkansas Leads 8-6	6-1	2-5	0-0	
Vanderbilt	40	Arkansas Leads, 28-12	16-3	7-8	5-1	N - W, 86-73 (03/11/20)
• SEC Only	38	Arkansas Leads 27-11	15-3	7-7	5-1	



ERIC MUSSELMAN LIVE RADIO SHOW

Once again, there will be 12 Arkansas basketball radio shows, all starting at 7 pm, at Sassy's BBQ and Grille in Fayetteville.

Sunday, Dec. 6
Monday, Dec. 28
Monday, Jan. 11
Monday, Jan. 25
Monday, Feb. 22

Monday, Dec. 14
Monday, Jan. 4
Monday, Jan. 18
Sunday, Jan. 31
Sunday, Feb. 28



COURTSIDE WITH ERIC MUSSELMAN

There will be 10, 30-minute television shows featuring head coach Eric Musselman and co-host Chuck Barrett. Each show will air on Sunday. Please check local listings for times and channels in your area.

Sunday, Jan. 3
Sunday, Jan. 17
Sunday, Jan. 31
Sunday, Feb. 14
Sunday, Feb. 28

Sunday, Jan. 10
Sunday, Jan. 24
Sunday, Feb. 7
Sunday, Feb. 21
Sunday, Mar. 7

ARKANSAS IN THE 2020-21

(Through Games of Sunday - Nov. 29)



TEAM IN THE NCAA/SEC

	NCAA	SEC	NO.
3-pt Field Goal Attempts (278 ranked)	43	4	83
Assist Turnover Ratio (278 ranked)	55	3	1.41
Assists Per Game (278 ranked)	70	3	16
Blocked Shots Per Game (275 ranked)	37	3	5.3
Defensive Rebounds per Game (278 ranked)	58	2	30.67
Fewest Fouls (278 ranked)	115	7	42
Fewest Turnovers (278 ranked)	122	5	34
Field-Goal Percentage (278 ranked)	84	5	47.3
Field-Goal Percentage Defense (278 ranked)	33	1	35.3
Free Throw Attempts (278 ranked)	38	2	78
Free Throws Made (278 ranked)	27	2	58
Free-Throw Percentage (278 ranked)	75	6	74.4
Offensive Rebounds Per Game (278 ranked)	14	1	16.33
Personal Fouls Per Game (278 ranked)	23	2	14
Rebound Margin (278 ranked)	24	1	14
Scoring Defense (278 ranked)	42	1	58.7
Scoring Margin (278 ranked)	10	1	35.7
Scoring Offense (277 ranked)	14	1	94.3
Steals Per Game (274 ranked)	52	5	9.3
Three Pt FG Defense (278 ranked)	129	5	31
Three-Point Field Goals Per Game (278 ranked)	19	2	11
Three-Point Field-Goal Percentage (278 ranked)	43	1	39.8
Total 3-point FGM (278 ranked)	24	3	33
Total Assists (278 ranked)	59	2	48
Total Blocks (270 ranked)	24	3	16
Total Rebounds (278 ranked)	35	2	141
Total Rebounds Per Game (278 ranked)	18	1	47
Total Steals (277 ranked)	33	1	28
Turnover Margin (266 ranked)	34	2	5.7
Turnovers Forced (278 ranked)	69	5	17
Turnovers Per Game (278 ranked)	57	2	11.3
Won-Lost Percentage (215 ranked)	1	1	100

RAZORBACKS IN THE NCAA/SEC

	PLAYER	NCAA	SEC	NO.
33-pt Field Goal Attempts (246 ranked)	JD Notae	172	8	16
Assist Turnover Ratio (250 ranked)	JD Notae	174	4	2.2
Assists Per Game (228 ranked)	Jalen Tate	182	5	2
	Jalen Tate	153	4	4
	JD Notae	228	9	3.7
Blocked Shots Per Game (183 ranked)	Connor Vanover	9	2	3.67
Defensive Rebounds per Game (247 ranked)	Connor Vanover	72	2	6.67
Field-Goal Percentage (249 ranked)	Connor Vanover	27	2	76.2
Free Throw Attempts (248 ranked)	Moses Moody	15	2	26
	JD Notae	168	7	14
	Justin Smith	202	12	13
Free Throws Made (227 ranked)	Moses Moody	6	1	23
	JD Notae	227	13	9
Free-Throw Percentage (243 ranked)	Moses Moody	132	5	88.5
Offensive Rebounds Per Game (237 ranked)	Justin Smith	24	2	4
Points Per Game (245 ranked)	Moses Moody	154	8	17
Rebounds Per Game (202 ranked)	Connor Vanover	93	5	8.7
Steals Per Game (134 ranked)	Desi Sills	82	5	2.67
	Justin Smith	114	7	2.33
	Moses Moody	134	9	2
Three-Point Field Goals Per Game (209 ranked)	Connor Vanover	209	11	2
Total 3-point FGM (245 ranked)	Connor Vanover	174	8	6
	JD Notae	245	11	5
Total Assists (216 ranked)	Jalen Tate	106	3	12
	JD Notae	137	6	11
Total Blocks (154 ranked)	Connor Vanover	4	2	11
Total Field Goal Attempts (228 ranked)	Justin Smith	157	7	37
	Moses Moody	228	9	33
Total Field Goals Made (230 ranked)	Justin Smith	158	7	17
	Connor Vanover	189	10	16
Total Points (233 ranked)	Moses Moody	126	7	51
Total Rebounds (240 ranked)	Connor Vanover	76	3	26
	Justin Smith	240	15	19
Total Steals (164 ranked)	Desi Sills	29	1	8
	Justin Smith	51	2	7
	Moses Moody	88	5	6



ERIC MUSSELMAN

ARKANSAS HEAD COACH

133-46 • 6th year as collegiate head coach
 503-291 • 14 seasons as professional head coach

COLLEGIATE HEAD COACHING RECORD

Year	Record	Conference	Postseason
2015-16	24-14	10-8 MW (T4th)	CBI Champion
2016-17	28-7	14-4 MW (1st) ^ *	NCAA 1st Round
2017-18	29-8	15-3 MW (1st) ^	NCAA Sweet 16
2018-19	29-5	15-3 MW (1st) ^	NCAA 1st Round
2019-20	20-12	7-11 SEC (T10th)	Canceled
2020-21	3-0	--	--
Totals	133-46	61-29	

^ - Regular season champion / * - Tournament champion

Eric Musselman was named Arkansas' 13th head men's basketball coach on April 7, 2019. He has over 30 years of coaching experience, including five as a collegiate head coach and 14 as a professional head coach.

In his five years as a collegiate head coach, Musselman has won at least 20 games each season (24, 28, 29, 29 and 20) to post a 130-46 record and .739 winning percentage - ninth-best among active Division I coaches. Prior to entering the collegiate head coaching ranks, Musselman was a head coach for seven professional teams, including two seasons with the Golden State Warriors (2002-04) and one with the Sacramento Kings (2006-07). He has won over 550 games as a professional head coach with a combined winning percentage of .626 (553-330).

Musselman is married to Danyelle Sargent Musselman who has worked at ESPN, Fox Sports and the NFL Network as a broadcaster. Musselman has two sons, Michael and Matthew, and the couple has a daughter, Mariah.

Musselman's father Bill was also an NBA head coach and they were the first father-son combination to become head coaches in the NBA.

MUSSELMAN'S CAREER AS HEAD COACH

NOTE: Professional basketball **DOES NOT** count postseason toward season W-L record nor to head coach W-L record

Year	Team	League	Record	Note for the Season	Reg. Season Div./Conf. Finish	Postseason
1989-90	Rapid City	CBA	42-14	MOST WINS IN CBA	1st National Conf.	Finals (8-8) *
1991-92	Rapid City	CBA	37-19	2nd-most wins in CBA	1st National Conf.	Finals (9-7) *
1992-93	Rapid City	CBA	44-12	MOST WINS IN CBA	1st National Conf.	Conf. Finals (5-3) *
1993-94	Rapid City	CBA	37-19	MOST WINS IN CBA	1st National Conf.	Conf. Finals (5-5) *
1994-95	Rapid City	CBA	31-25	6th-most wins in CBA	5th National Conf.	Conf. 1st Rd (0-2) *
1995-96	Florida	CBA	41-15	MOST WINS IN CBA	1st National Conf.	Conf. Finals (5-3) *
1996-97	Florida	CBA	38-18	2nd-most wins in CBA	1st American Conf.	Finals (7-6) *
1995	Florida	USBL	25-2	MOST WINS IN USBL	1st Overall	Champion (1-0) *
1996	Florida	USBL	28-1	MOST WINS IN USBL	1st Southern Div.	Champion (3-0) *
2002-03	Golden State	NBA	38-44	6th Pacific Division	11th Western Conf.	--
2003-04	Golden State	NBA	37-45	T4th Pacific Division	11th Western Conf.	--
2006-07	Sacramento	NBA	33-49	5th Pacific Division	11th Western Conf.	--
2010-11	Reno	D-League	34-16	2nd-most wins in NBADL	1st Western Conf.	Semifinals (2-3) *
2011-12	Los Angeles	D-League	38-12	MOST WINS IN NBADL	1st Western Conf.	Finals (5-2) *
2015-16	Nevada	NCAA	24-14	Led NCAA in FT Made	T4th Mountain West	CBI Champion (5-1)
2016-17	Nevada	NCAA	28-7	T16th for Most wins NCAA	1st Mountain West	NCAA 1st Rd (0-1)
2017-18	Nevada	NCAA	29-8	2nd in NCAA in A-TO ratio	1st Mountain West	NCAA Sweet 16 (2-1)
2018-19	Nevada	NCAA	29-5	7th in NCAA in W-L%	1st Mountain West	NCAA 1st Rd (0-1)
2019-20	Arkansas	NCAA	20-12	Led NCAA in 3PT% Def	T10th SEC	Canceled
2020-21	Arkansas	NCAA	3-0	--	--	--
2010	Dominican Team		5-1	Silver Medal Centrobasket Championship		
2011	Venezuelan Team		12-9	5th FIBA Americas Championship		
2012	Venezuelan Team		7-4	Silver Medal FIBA South American Championship		

Effort. Energy. Enthusiasm.

MUSSELMAN VS. ALL OPPONENTS

Opponent	Overall	at Nevada	at Arkansas	Last Meeting
Air Force	7-0	7-0	0-0	03/05/19
Akron	1-0	1-0	0-0	12/22/18
Alabama	1-0	0-0	1-0	02/01/20
Arizona State	1-0	1-0	0-0	12/07/18
Arkansas-Little Rock	1-0	1-0	0-0	11/16/18
Alabama	0-1	0-0	0-1	02/04/20
Austin Peay	1-0	0-0	1-0	11/12/19
Boise State	7-2	7-2	0-0	02/02/19
Bradley	1-0	1-0	0-0	12/03/16
Buffalo	1-0	1-0	0-0	11/25/16
BYU	1-0	1-0	0-0	11/06/18
Cal State Fullerton	0-1	0-1	0-0	11/28/15
California Baptist	1-0	1-0	0-0	11/19/18
Cincinnati	1-0	1-0	0-0	03/18/18
Coastal Carolina	1-0	1-0	0-0	11/13/15
Colorado State	7-1	7-1	0-0	02/02/19
Davidson	1-0	1-0	0-0	11/21/17
Drake	1-0	1-0	0-0	12/12/15
Eastern Washington	1-0	1-0	0-0	03/21/16
Florida	0-2	0-1	0-1	02/18/20
Fresno Pacific	1-0	1-0	0-0	12/09/15
Fresno State	6-3	6-3	0-0	02/23/19
LSU	1-1	0-0	1-1	03/05/20
Georgia Tech	1-0	0-0	1-0	11/25/19
Grand Canyon	1-0	1-0	0-0	12/09/18
Hawai'i	1-1	1-1	0-0	11/24/17
Holy Names	1-0	1-0	0-0	11/30/15
Idaho	1-0	1-0	0-0	11/10/17
Illinois State	1-0	1-0	0-0	11/29/17
Indiana	1-0	0-0	1-0	12/29/19
Iona	1-1	1-1	0-0	11/26/16
Iowa State	0-1	0-1	0-0	03/16/17
Kentucky	0-1	0-0	0-1	01/19/20
LSU	0-1	0-0	0-1	01/08/20
Loyola-Chicago	1-1	1-1	0-0	11/28/18
Loyola Marymount	1-0	1-0	0-0	11/14/16
Ole Mis	1-0	0-0	1-0	01/11/20
Massachusetts	1-0	1-0	0-0	11/23/18
Mississippi State	0-2	0-0	0-2	02/15/20
Mississippi Valley	0-0	1-0	1-0	11/25/20
Missouri	1-1	0-0	1-1	02/21/20
Montana	2-0	1-0	1-0	11/16/19
Montana State	1-0	1-0	0-0	11/15/15
Morehead State	2-1	2-1	0-0	04/01/16
New Mexico	5-3	5-3	0-0	02/09/19
North Texas	2-0	0-0	2-0	11/29/20
Northern Kentucky	1-0	0-0	1-0	11/30/19
Oakland	1-0	1-0	0-0	11/23/16
Oregon State	1-1	1-1	0-0	11/18/16

MUSSELMAN VS. ALL OPPONENTS

Opponent	Overall	at Nevada	at Arkansas	Last Meeting
Pacific	4-0	4-0	0-0	11/09/18
Portland State	1-0	1-0	0-0	11/25/15
Radford	1-0	1-0	0-0	12/17/17
Rhode Island	1-0	1-0	0-0	11/13/17
Rice	1-0	0-0	1-0	11/05/19
Saint Mary's	0-1	0-1	0-0	11/11/16
San Diego State	3-7	3-7	0-0	03/0/19
San Francisco	0-1	0-1	0-0	12/23/17
San Jose State	6-0	6-0	0-0	01/09/19
Santa Clara	2-0	2-0	0-0	11/15/17
South Carolina	0-1	0-0	0-1	01/29/20
South Dakota	1-0	0-0	1-0	11/22/19
South Dakota State	1-0	1-0	0-0	12/15/18
Southern Cal	1-0	1-0	0-0	12/01/18
Southern Illinois	1-0	1-0	0-0	12/22/17
Tennessee	1-1	0-0	1-1	02/26/20
Texas	1-0	1-0	0-0	03/16/18
Texas A&M	1-1	0-0	1-1	03/07/20
TCU	1-1	0-1	1-0	01/25/20
Texas Southern	1-0	0-0	1-0	11/19/19
Texas Tech	0-1	0-1	0-0	12/05/17
Towson	1-0	1-0	0-0	12/21/16
Tulsa	2-0	1-0	1-0	12/14/19
UC Davis	1-0	1-0	0-0	12/19/17
UC Irvine	2-0	2-0	0-0	12/02/17
UC Santa Barbara	1-0	1-0	0-0	12/22/16
UNLV	7-2	7-2	0-0	02/27/19
UT Arlington	1-0	0-0	1-0	12/02/20
Utah	1-0	1-0	0-0	12/29/18
Utah State	7-2	7-2	0-0	03/02/19
Valparaiso	1-0	0-0	1-0	12/21/19
Vanderbilt	2-0	0-0	2-0	03/11/20
Vermont	1-0	1-0	0-0	03/23/16
Washington	1-0	1-0	0-0	12/11/16
Western Kentucky	0-1	0-0	0-1	12/07/19
Wichita State	0-1	0-1	0-0	12/22/15
Wyoming	5-1	5-1	0-0	02/16/19
Totals	133-46	110-34	23-12	

MUSSELMAN VS. CONFERENCES

American Athletic	3-0	CAA	1-0	Ohio Valley	3-1
American East	1-0	C-USA	3-1	Pac-12	5-1
ACC	1-0	Horizon League	2-0	Patriot League	0-0
Atlantic Sun	0-0	Ind./Non DI	2-0	SEC	8-12
Atlantic 10	3-0	Ivy League	0-0	SoCon	0-0
Big East	0-0	MAAC	1-1	Southland	0-0
Big Sky	6-0	Mid-American	1-0	SWAC	2-0
Big South	2-0	MEAC	0-0	Summit League	2-0
Big Ten	1-0	Missouri Valley	6-2	Sun Belt	3-0
Big 12	2-3	Mountain West	60-21	WCC	8-2
Big West	5-2	Northeast	0-0	WAC	2-0

MUSSELMAN MILESTONE WINS

OVERALL

1	11/13/15	Coastal Carolina (Honolulu, Hawaii)	73-56
100	01/24/19	Colorado State (Reno, Nev.)	100-60

AT ARKANSAS

1	11/05/19	Rice (Fayetteville, Ark.)	91-43
---	----------	---------------------------	-------

MUSSELMAN COACHING HONORS

- 1996 USBL Coach of the Year
- 2003 NBA Coach of the Year Runner-Up
- 2012 NBA D-League Coach of the Year
- 2016 Bleacher Report's Mountain West Coach of the Year
- 2017 USBWA District VIII Coach of the Year
- 2018 USBWA District VIII and NABC District 17 Coach of the Year
- Mountain West Coach of the Year

MUSSELMAN DID YOU KNOWS....

- Named General Manager of CBA's Rapid City Thrillers at age 22. The next year, became head coach of the Thrillers at he age of 23, the youngest coach in CBA history.
- From 1990-1997, had 26 players called up to the NBA, the highest number in the league during that span ... The only person in CBA history to coach in five league All-Star Games (1990, 1992, 1993, 1994, 1997)
- The first coach in professional basketball history to win 100 games by the age of 28.
- At the age of 37, named head coach of the Golden State Warriors and was the youngest head coach in the NBA at the time.
- He and his father, Bill, were first father-son combination to both become head coaches in NBA history.
- In 2003, was runner-up to San Antonio's Gregg Popovich for NBA Coach of the Year Award voting (231 points, including 26 first-place votes).
- Only needed 130 games to win his 100th game as a collegiate head coach.
- Is the CBA's third all-time winningest coach (270-122 in seven seasons) and the most successful coach (54-3 in two seasons) in the history of the United States Basketball League.
- Led CBA in scoring (116.7 ppg) in 192-93 -2nd in NBA in scoring (102.4 ppg) in 2002-03.

MUSSELMAN RECORD • POINTS SCORED

Scoring Below 50 Points:	0-0
- At Arkansas	0-0
Home:.....	0-0
Away:.....	0-0
Neutral:.....	0-0
Scoring 50-59 Points:	0-8
- At Arkansas:.....	0-0
Home:.....	0-1
Away:.....	0-5
Neutral:.....	0-2
Scoring 60-69 Points:	15-14
- At Arkansas	7-3
Home:.....	9-3
Away:.....	3-8
Neutral:.....	3-3
Scoring 70-79 Points:	45-16
- At Arkansas	8-5
Home:.....	25-4
Away:.....	14-9
Neutral:.....	6-3
Scoring 80-89 Points:	46-3
- At Arkansas	4-1
Home:.....	25-0
Away:.....	13-2
Neutral:.....	8-1
Scoring 90-99 Points:	18-1
- At Arkansas	3-0
Home:.....	11-0
Away:.....	6-1
Neutral:.....	1-0
Scoring 100 or More Points:	9-1
- At Arkansas	1-0
Home:.....	6-0
Away:.....	2-1
Neutral:.....	1-0

BEST WINNING PERCENTAGE among active NCAA Division I head coaches

(min 5 yrs as a Division I Head Coach)
(stats.NCAA.org/head_coaches • Thru Dec. 2)

1	Mark Few, Gonzaga	.829	602-124	22nd yr
2	Chris Jans, New Mexico State	.785	106-29	5th yr
3	Roy Williams, North Carolina	.778	888-254	33rd yr
4	John Calipari, Kentucky	.772	734-217	29th yr
5	Bill Self, Kansas	.768	711-215	28th yr
6	Mike Krzyzewski, Duke	.767	1158-351	46th yr
7	Steve Forbes, Wake Forest	.754	132-43	6th yr
8	ERIC MUSSELMAN, ARKANSAS	.743	133-46	6th yr
9	Eric Olsen, UC San Diego	.740	159-56	7th yr
10	Sean Miller, Arizona	.734	406-147	17th yr



MUSSELMAN RECORD • POINTS ALLOWED

Opponent Scores Below 50 Points:	5-0
- At Arkansas	3-0
Home:.....	4-0
Away:.....	1-0
Neutral:.....	0-0
Opponent Scores 50-59 Points:	23-1
- At Arkansas	5-0
Home:.....	16-1
Away:.....	6-0
Neutral:.....	1-0
Opponent Scores 60-69 Points:	54-6
- At Arkansas	10-0
Home:.....	33-0
Away:.....	12-2
Neutral:.....	9-4
Opponent Scores 70-79 Points:	36-17
- At Arkansas	4-7
Home:.....	18-5
Away:.....	12-10
Neutral:.....	6-2
Opponent Scores 80-89 Points:	13-13
- At Arkansas	0-3
Home:.....	5-2
Away:.....	5-10
Neutral:.....	3-1
Opponent Scores 90-99 Points:	2-4
- At Arkansas	1-1
Home:.....	2-2
Away:.....	0-1
Neutral:.....	0-1
Opponent Scores 100 or More Points:	1-2
- At Arkansas	0-0
Home:.....	0-0
Away:.....	1-2
Neutral:.....	0-0

MUSSELMAN RECORD BREAKDOWN

OVERALL: 133-46
- AT ARKANSAS..... 23-12

Home:.....75-9.....17-4 at Arkansas
Away:.....38-27.....4-8 at Arkansas
Neutral:.....20-10.....2-0 at Arkansas

CONFERENCE GAMES: 61-29

- AT ARKANSAS..... 7-11

Home:.....36-9.....5-4 at Arkansas
Away:.....25-20.....2-7 at Arkansas

VS RANKED TEAMS:... 2-5 AS RANKED TEAM:..... 38-12

- AT ARKANSAS..... 0-2 - AT ARKANSAS..... 0-0

Home:.....0-2 / 0-2 at Ark Home:.....18-1 / 0-0 at Ark
Away:.....0-1 / 0-0 at Ark Away:.....14-6 / 0-0 at Ark
Neutral:.....2-2 / 0-0 at Ark Neutral:.....8-5 / 0-0 at Ark

RECORD BY MONTH:

November:.....34-4.....9-0 at Arkansas
December:.....26-8.....5-1 at Arkansas
January:.....28-10.....4-4 at Arkansas
February:.....25-12.....3-6 at Arkansas
March:.....18-12.....2-1 at Arkansas
April:.....1-0.....0-0 at Arkansas

WHEN LEADING AT HALFTIME: 102-5

at Arkansas.....19-1

WHEN TRAILING AT HALFTIME: 29-40

at Arkansas.....4-11

WHEN TIED AT HALFTIME: 2-1

at Arkansas.....0-0

OUT-REBOUNDING OPP: 77-10

at Arkansas.....7-0

BEING OUT-REBOUNDED: 49-33

at Arkansas.....16-11

REBOUNDS ARE EVEN: 7-2

at Arkansas.....0-1

WHEN SCORING FIRST: 78-20

at Arkansas.....12-4

WHEN OPPONENT SCORES FIRST: 55-26

at Arkansas.....11-8

ONE-POSSESSION GAMES: 16-12

at Arkansas.....1-4

OVERTIME GAMES: 7-6

at Arkansas.....1-3

GAMES DECIDED BY 1-5 PTS OR LESS: 28-19

at Arkansas.....4-5

GAMES DECIDED BY 6-10 PTS: 21-13

at Arkansas.....6-5

GAMES DECIDED BY 11-19 PTS: 40-9

at Arkansas.....7-1

GAMES DECIDED BY 20-PLUS PTS: 34-5

at Arkansas.....6-1

SHOOTING 50 PERCENT OR BETTER: 43-1

at Arkansas.....5-0

SHOOTING PCT. BETTER THAN OPP: 108-8

at Arkansas.....19-3

SHOOTING PCT. WORSE THAN OPP: 23-37

at Arkansas.....3-9

SHOOTING PCT. SAME AS OPP: 1-1

at Arkansas.....0-0

OUT-SCORING OPP BENCH: 62-2

at Arkansas.....9-1

OUT-SCORED BY OPP BENCH: 65-35

at Arkansas.....12-11

BENCH SCORING EVEN: 6-0

at Arkansas.....2-0

MOST POINTS BY A MUSSELMAN TEAM

NOTE: MISSING RESULTS FROM RAPID CITY (CBA) AND FLORIDA (USBL)

142	Arkansas	Mississippi Valley State	11/25/20	W, 142-62
138	LA D-Fenders	Erie BayHawks	02/06/12	W, 138-107
135	LA D-Fenders	Stockton Kings	11/28/11	W, 135-103
135	Sacramento	Charlotte Bobcats	02/28/07	W, 135-120
135	Golden State	Orlando Magic	11/16/02	W, 135-92
133	Golden State	at Milwaukee Bucks	03/08/03	L, 133-138 (OT)
132	LA D-Fenders	Rio Grande Valley Vipers	12/05/11	W, 132-126
128	Sacramento	Los Angeles Lakers	12/29/06	L, 128-132 (OT)
128	Golden State	Utah Jazz	04/08/03	W, 128-102
127	LA D-Fenders	Canton Charge	01/30/12	W, 127-87
127	Reno	Idaho Stampede	12/01/10	W, 127-117
126	Reno	Rio Grande Valley Vipers	004/20/11	L, 126-134

PLAYER GAME HIGHS:

MOST POINTS:

at Nevada: 45 Jordan Caroline at New Mexico 01/07/17
40 Jordan Caroline at Colorado St 02/06/19
37 D.J. Fenner vs UNLV 02/08/17
34 Marquize Coleman at Hawai'i 11/16/15
33 Caleb Martin at Utah 12/29/18
32 Marcus Marshall at Wyoming 01/14/17
32 Marcus Marshall at Washington 12/11/16
32 Tyrone Criswell vs Eastern Washington 03/21/16
30 4x

at Arkansas: 41 Mason Jones vs Tulsa 12/14/19
40 Mason Jones vs Auburn 02/04/20
38 Mason Jones vs Miss State 02/15/20
37 Mason Jones vs Tennessee 02/26/20
36 Mason Jones vs LSU 03/04/20
34 Mason Jones vs South Carolina 01/29/20
34 Isaiah Joe at Ole Miss 01/11/20
33 Isaiah Joe vs Texas Southern 11/19/19
32 Mason Jones vs Rice 11/05/19
30 Mason Jones at Texas A&M 03/07/20
30 Mason Jones at Alabama 02/01/20
30 Jimmy Whitt Jr. vs Vanderbilt 01/15/20

SEC Game: 40 Mason Jones vs Auburn 02/04/20

SEC Tourney: 22 Mason Jones vs Vanderbilt 03/11/20

NCAA Tourney: --

Bud Walton: 41 Mason Jones vs Tulsa 12/14/19

Road Game: 34 Isaiah Joe at Ole Miss 01/11/20

Neutral Site: 22 Mason Jones vs Vanderbilt 03/11/20

Ranked Opp: 40 Mason Jones vs Auburn 02/04/20

Frosh: 23 Moses Moody vs Miss Valley 12/02/20

Soph: 34 Isaiah Joe at Ole Miss 01/11/20

Junior: 41 Mason Jones vs Tulsa 12/14/19

Senior: 30 Jimmy Whitt Jr. vs Vanderbilt 01/15/20

Season Opener: 32 Mason Jones vs Rice 11/05/19

SEC Opener 17 Isaiah Joe & Mason Jones vs TX A&M 01/04/20

MOST FIELD GOALS MADE:

at Nevada: 17 Jordan Caroline at New Mexico 01/07/17
13 Cody Martin vs Utah State 02/17/18
12 Jordan Caroline at UNLV 02/25/17
12 Cameron Oliver vs Eastern Washington 03/21/16
12 D.J. Fenner v UNLV 02/08/17

at Arkansas: 14 Jimmy Whitt Jr. vs Vanderbilt 01/15/20
12 Mason Jones vs Auburn 02/04/20
12 Mason Jones vs Tulsa 12/14/19
12 Mason Jones vs Rice 11/05/19
11 Mason Jones vs Tennessee 02/26/20
11 Isaiah Joe at Ole Miss 01/11/20
11 Jimmy Whitt Jr. vs South Dakota 11/19/19
11 Jimmy Whitt Jr. at Alabama 02/01/20

MOST 3-POINTERS MADE:

at Nevada: 8 Marcus Marshall at UNLV 02/25/17
7 6x

at Arkansas: 8 Mason Jones at Texas A&M 03/07/20
7 Isaiah Joe at Ole Miss 01/11/20
6 Isaiah Joe at Texas A&M 03/07/20
6 Isaiah Joe at Indiana 12/29/19
6 Isaiah Joe vs Texas Southern 11/19/19

MOST FREE THROWS MADE:

at Nevada: 15 Marcus Marshall vs Boise State 02/22/17
15 Marquize Coleman vs UNLV 01/23/16
15 Marquize Coleman at Hawai'i 11/16/15
14 Jordan Caroline vs Rhode Island 11/13/17
14 Marcus Marshall at Wyoming 01/14/17

at Arkansas: 18 Mason Jones vs Miss State 02/15/20
15 Mason Jones vs South Carolina 01/29/20
12 Mason Jones vs LSU 03/04/20
12 Isaiah Joe vs Tennessee 02/26/20
12 Mason Jones vs Tulsa 12/14/19
11 Jimmy Whitt Jr. at Tennessee 02/11/20
11 Mason Jones at Missouri 02/08/20
11 Mason Jones vs Auburn 02/04/20

MOST REBOUNDS:

at Nevada: 24 Cameron Oliver vs Fresno State 02/11/16
21 Cameron Oliver at UNLV 02/20/16
17 Cameron Oliver vs Colorado State 03/04/17
16 6x

at Arkansas: 16 Connor Vanover vs North Texas 11/28/20
15 Jimmy Whitt Jr. vs LSU 03/04/20
12 Mason Jones vs South Carolina 01/29/20
12 Jimmy Whitt Jr. at Western Ky 12/07/19
11 Reggie Chaney at Missouri 02/08/20
11 Reggie Chaney at Alabama 02/01/20
11 Reggie Chaney vs Northern Ky 11/30/19
11 Adrio Bailey vs Montana 11/16/19

Effort. Energy. Enthusiasm.

SEC Game: 15 Jimmy Whitt Jr. vs LSU 03/04/20

SEC Tourney: 7 Jimmy Whitt Jr. vs Vanderbilt 03/11/20

NCAA Tourney: --

Bud Walton: 16 Connor Vanover vs North Texas 11/28/20

Road Game: 12 Jimmy Whitt Jr. at Western Ky 12/07/19

Neutral Site: 9 Mason Jones vs Valpo 12/21/19

Ranked Opp: 7 Jimmy Whitt and Adrio Bailey vs Auburn 02/04/20

Frosh: 10 Jaylin Williams vs Miss Valley 11/25/20

Soph: 16 Connor Vanover vs North Texas 11/28/20

Junior: 12 Mason Jones vs South Carolina 01/29/20

Senior 15 Jimmy Whitt Jr. vs LSU 03/04/20

Season Opener: 10 Jaylin Williams vs Miss Valley 11/25/20

SEC Opener 6 Mason Jones vs Texas A&M 01/04/20

MOST OFFENSIVE REBOUNDS:

at Nevada: 11 AJ West at Pacific 11/21/15
8 Cameron Oliver vs Fresno State 02/11/16

at Arkansas: 6 Justin Smith vs UT Arlington 12/02/20
6 Reggie Chaney at Missouri 02/08/20
5 Reggie Chaney at Alabama 02/01/20
5 Adrio Bailey vs Montana 11/16/19

MOST DEFENSIVE REBOUNDS:

at Nevada: 16 Cameron Oliver vs Fresno State 02/11/16
14 Cameron Oliver vs Colorado State 03/04/17
14 Cameron Oliver at Wyoming 01/14/17
13 Cameron Oliver vs Colorado State 03/11/17
13 Cameron Oliver at Air Force 02/15/17

at Arkansas: 14 Connor Vanover vs North Texas 11/28/20
14 Jimmy Whitt Jr. vs LSU 03/04/20
11 Mason Jones vs South Carolina 01/29/20
9 Jimmy Whitt Jr. at Western Ky 12/07/19
9 Reggie Chaney vs Northern Ky 11/30/19
9 Isaiah Joe at Georgia Tech 11/25/19

MOST ASSISTS:

at Nevada: 11 Cody Martin vs BYU 11/06/18
11 Cody Martin vs Colorado State 02/25/18
11 Marquize Coleman vs Holy Names 11/30/15
10 Cody Martin vs Little Rock 11/16/18
10 Cody Martin vs Pacific 11/09/18
10 Marcus Marshall vs Colorado State 03/04/17

at Arkansas: 9 Mason Jones at Ole Miss 01/11/20
8 Mason Jones vs Vanderbilt 01/15/20
7 Isaiah Joe vs Rice 11/05/19

SEC Game: 9 Mason Jones at Ole Miss 01/11/20

SEC Tourney: 6 Mason Jones vs Vanderbilt 03/11/20

NCAA Tourney: --

Bud Walton: 8 Mason Jones vs Vanderbilt 01/15/20

Road Game: 9 Mason Jones at Ole Miss 01/11/20

Neutral Site: 6 Mason Jones vs Vanderbilt 03/11/20

Ranked Opp: 2 3x

Frosh: 3 Khaleen Robinson 11/25/20

Soph: 7 Isaiah Joe vs Rice 11/05/19

Junior: 9 Mason Jones at Ole Miss 01/11/20

Senior: 5 Jimmy Whitt Jr. vs Rice 11/05/19

Season Opener: 7 Isaiah Joe vs Rice 11/05/19

SEC Opener 5 Jalen Harris vs Texas A&M 01/04/20

MOST STEALS:

at Nevada: 5 Caleb Martin vs California Baptist 11/19/18
5 Jordan Caroline at San Diego St 02/12/17
5 Marquize Coleman at New Mexico 12/30/15
4 17x

at Arkansas: 5 Mason Jones at Georgia Tech 11/25/19
5 Isaiah Joe vs Texas Southern 11/19/19
5 Mason Jones vs Rice 11/05/19
4 8x last Desi Sills vs UT 12/02/20

SEC Game: 4 Jimmy Whitt Jr. at Alabama 02/01/20

4 Desi Sills vs Auburn 02/04/20

SEC Tourney: 3 Mason Jones vs Vanderbilt 03/11/20

NCAA Tourney: --

Bud Walton: 5 Mason Jones vs Rice 11/05/19

Road Game: 5 Mason Jones at Georgia Tech 11/25/19

Neutral Site: 3 3x

Ranked Opp: 4 Desi Sills vs Auburn 02/04/20

Frosh: 3 Moses Moody (2x) vs Miss Valley and North Texas

Soph: 5 Isaiah Joe vs Texas Southern 11/19/19

Junior: 5 Mason Jones (2x)

Senior: 4 2x

Season Opener: 5 Mason Jones vs Rice 11/05/19

SEC Opener 3 Mason Jones vs Texas A&M 01/04/20

MOST BLOCKED SHOTS:

at Nevada:	6	Cameron Oliver vs Morehead State 04/01/16
	5	7x
at Arkansas:	6	Connor Vanover vs North Texas 11/28/20
	5	Adrio Bailey vs Valpo 12/21/19
	5	Adrio Bailey vs Texas Southern 11/19/19
	4	Adrio Bailey at LSU 01/07/20
	3	5x - Last C. Vanover vs Miss Valley 11/25/20

SEC Game: 4 Adrio Bailey at LSU 01/08/20

SEC Tourney: 3 Henderson & Chaney vs Vanderbilt 03/11/20

NCAA Tourney: --

Bud Walton: 6 Connor Vanover vs North Texas 11/28/20

Road Game: 3 Reggie Chaney at Western Ky 12/07/19

Neutral Site: 5 Adrio Bailey vs Valpo 12/21/19

Ranked Opp: 2 Adrio Bailey & Jimmy Whitt Jr., vs Kentucky (01/18/20)

Frosh: 1 Moses Moody vs North Texas 11/28/20

Soph: 6 Connor Vanover vs North Texas 11/28/20

Junior: 2 Mason Jones vs Texas Southern 11/19/19

Senior: 5 Adrio Bailey 2x

Season Opener: 3 Connor Vanover vs Miss Valley 11/25/20

SEC Opener 1 Adrio Bailey & Jimmy Whitt vs TX A&M 01/04/20

TEAM GAME HIGHS:

MOST POINTS:

at Nevada:	119	vs Fresno State 12/09/15	W, 119-70
	110	vs UMass 11/23/18	W, 110-87
	108	vs Holy Names 11/30/15	W, 108-57
	105	at New Mexico 01/07/17	W, 105-104 (OT)
	104	vs UNLV 02/08/17	W, 104-77
	103	at Wyoming 01/24/18	L, 103-104 (2OT)
	102	vs Fresno State 01/31/18	W, 102-92
	101	at UNLV 02/28/18	W, 101-75
	100	vs Colorado State 01/23/19	W, 100-60

at Arkansas:	142	vs Mississippi Valley 11/25/20	W, 142-62
	99	vs LSU 03/04/20	W, 99-90
	98	vs Tulsa 12/14/19	W, 98-79
	91	vs Rice 11/05/19	W, 91-43

MOST FIELD GOALS MADE:

at Nevada:	40	vs UMass 11/23/18
	40	vs Fresno State 12/09/15
	40	vs Holy Names 11/30/15
	38	vs San Jose State 01/09/19
	38	vs UNLV 02/08/17

at Arkansas:	48	vs Mississippi Valley 11/25/20
	37	vs Rice 11/05/19
	34	vs Tulsa 12/14/19
	31	vs Vanderbilt 01/15/20
	31	vs South Dakota 11/22/19
	31	vs Texas Southern 11/19/19
	30	at Mississippi State 01/22/20

MOST FIELD GOALS ATTEMPTED:

at Nevada:	80	at UNLV 02/20/16
	77	vs Colorado State 02/25/18
	75	at New Mexico 01/07/17
	74	vs Wyoming 01/03/18
	74	at Wyoming 01/24/18
	74	at Pacific 11/21/15

at Arkansas:	86	vs Mississippi Valley 11/25/20
	71	vs Texas Southern 11/19/19
	67	at Western Kentucky 12/07/19
	67	vs Rice 11/05/19
	66	vs South Dakota 11/22/19
	64	vs Vanderbilt 01/15/20
	63	at Mississippi State 01/22/20
	62	at Georgia 02/29/20
	62	at Missouri 02/08/20
	62	at Indiana 12/29/19
	60	vs Tulsa 12/14/19

BEST FIELD GOAL PERCENTAGE:

at Nevada:	.615 (40-65)	vs UMass 11/23/18
	.597 (40-67)	vs Fresno State 12/09/15
	.597 (40-67)	vs Holy Names 11/30/15
	.593 (32-54)	at Utah State 02/17/18
	.589 (33-56)	vs Fresno State 01/31/18
	.582 (32-55)	at Loyola-Chicago 11/27/18

at Arkansas:	.567 (34-60)	vs Tulsa 12/14/19
	.558 (48-86)	vs Mississippi Valley 11/25/20
	.552 (37-67)	vs Rice 11/05/19
	.540 (27-50)	vs TCU 01/25/20
	.500 (28-56)	vs LSU 03/04/20
	.490 (25-51)	vs Vanderbilt 03/11/20
	.484 (31-64)	vs Vanderbilt 01/15/20
	.481 (25-52)	vs Tennessee 02/26/20
	.478 (22-46)	vs Austin Peay 12/03/19
	.476 (30-63)	at Mississippi State 01/22/20

MOST 3-POINT FIELD GOALS MADE:

at Nevada:	17	at Pacific 11/18/17
	15	vs Pacific 11/09/18
	15	at Air Force 01/06/18
	15	at Santa Clara 11/15/17
	15	at New Mexico 01/07/17

at Arkansas:	20	vs Mississippi Valley 11/25/20
	14	at Texas A&M 03/07/20
	12	vs Vanderbilt 03/11/20
	12	vs Missouri 02/22/20
	12	at Indiana 12/29/19
	11	vs Tulsa 12/14/19

MOST 3-POINT FIELD GOALS ATTEMPTED:

at Nevada:	39	vs South Dakota State 12/15/18
	37	at Fresno State 01/12/19
	37	vs San Jose State 02/21/18
	34	vs San Jose State 01/09/19
	34	at Pacific 11/18/17

at Arkansas:	40	vs Mississippi Valley 11/25/20
	32	at Texas A&M 03/07/20
	31	at Indiana 12/29/19
	30	vs Tulsa 12/14/19
	30	at Western Kentucky 12/07/19
	29	vs Texas A&M 01/04/20
	28	vs Vanderbilt 03/11/20
	27	vs Valparaiso 12/21/19
	26	vs South Carolina 01/29/20
	26	vs Kentucky 01/18/20
	26	vs Texas Southern 11/19/19

BEST 3-POINT FIELD GOAL PERCENTAGE:

at Nevada:	.600 (6-10)	vs Morehead State 03/30/16
	.588 (10-17)	at Fresno State 12/27/17
	.579 (11-19)	vs Southern Illinois 12/22/17
	.550 (11/20)	vs Oakland 11/23/16
	.542 (13-24)	at UNLV 02/28/18
	.542 (13-24)	at Air Force 02/15/17

at Arkansas:	.667 (6-9)	vs TCU 01/25/20
	.500 (20-40)	vs Mississippi Valley 11/25/20
	.480 (12-25)	vs Missouri 02/22/20
	.438 (14-32)	at Texas A&M 03/07/20
	.429 (12-28)	vs Vanderbilt 03/11/20
	.400 (10-25)	vs Auburn 02/04/20
	.400 (10-25)	vs Rice 11/05/19
	.400 (8-20)	at Ole Miss 01/11/20

MOST FREE THROWS MADE:

at Nevada:	39	vs Morehead State 04/01/16
	36	vs Rhode Island 11/13/17
	35	vs Tulsa 11/22/18
	31	at Wyoming 01/14/17
	30	at Wyoming 01/24/18

at Arkansas:	36	vs LSU 03/04/20
	28	at Missouri 02/08/20
	27	vs Tennessee 02/26/20
	26	vs Mississippi Valley 11/25/20
	26	at Tennessee 02/11/20
	26	vs South Carolina 01/29/20
	24	vs Vanderbilt 03/11/20

MOST FREE THROWS ATTEMPTED:

at Nevada:	45	vs Morehead State 04/01/16
	44	vs Rhode Island 11/13/17
	43	at Pacific 11/21/15
	42	vs Tulsa 11/22/18

at Arkansas:	54	vs LSU 03/04/20
	40	vs South Carolina 01/29/20
	39	at Missouri 02/08/20
	36	at Tennessee 02/11/20
	33	vs Mississippi Valley 11/25/20
	33	vs Tennessee 02/26/20
	31	vs Vanderbilt 03/11/20
	31	vs Valparaiso 12/21/19

BEST FREE THROW PERCENTAGE:

at Nevada:	.929 (13-14)	vs Loyola-Chicago 03/22/18
	.929 (13-14)	at Cal State Fullerton 11/28/15
	.900 (18-20)	at Pacific 11/18/17
	.889 (16-18)	at Fresno State 12/27/17
	.885 (23-26)	vs Montana 03/16/16
	.885 (23-26)	at Hawai'i 11/16/15
	.882 (15-17)	vs Utah State 03/09/17
at Arkansas:	.944 (17-18)	at LSU 01/08/20
	.917 (11-12)	vs South Dakota 11/22/19
	.889 (16-18)	vs Austin Peay 12/03/19
	.885 (23-26)	vs Mississippi State 02/15/20
	.833 (20-24)	vs North Texas 11/12/19
	.818 (27-33)	vs Tennessee 02/26/20
	.815 (22-27)	at Ole Miss 01/11/20
	.800 (16-20)	vs Missouri 02/22/20

MOST REBOUNDS:

at Nevada:	61	at Pacific 11/21/15
	60	vs Fresno Pacific 12/09/15
	57	vs Fresno State 02/13/16
	53	at UNLV 02/20/16
	50	vs San Jose State 12/28/16

at Arkansas:	58	vs Mississippi Valley 11/25/20
	45	vs Rice 11/05/19
	43	vs UT Arlington 12/02/20
	42	vs Valparaiso 12/21/19
	40	vs North Texas 11/28/20
	39	at Western Kentucky 12/07/19
	38	vs Vanderbilt 01/15/20
	37	vs Northern Kentucky 11/30/19
	37	vs Montana 11/16/19

MOST OFFENSIVE REBOUNDS:

at Nevada:	25	at Pacific 11/21/15
	19	vs Fresno Pacific 12/09/15
	19	vs Fresno State 02/13/16
	19	vs Florida 03/21/19

at Arkansas:	20	vs Mississippi Valley 11/25/20
	17	vs North Texas 11/28/20
	14	vs Montana 11/16/19
	12	vs North Texas 11/28/20
	11	at Florida 02/18/20
	11	at Tennessee 02/11/20
	11	at Missouri 02/08/20
	11	at Alabama 02/01/20
	11	vs Texas Southern 11/19/19

MOST DEFENSIVE REBOUNDS:

at Nevada:	43	vs Fresno State 02/13/16
	42	vs San Jose State 12/28/16
	41	vs Fresno Pacific 12/09/15
	40	vs Little Rock 11/16/18
	38	vs New Mexico 02/09/19

at Arkansas:	38	vs Mississippi Valley 11/25/20
	36	vs Valparaiso 12/21/19
	35	vs Rice 11/05/19
	29	vs LSU 03/04/20
	29	vs South Carolina 01/29/20
	29	at Western Kentucky 12/07/19
	29	vs Northern Kentucky 11/30/19
	29	vs South Dakota 11/22/19

MOST ASSISTS:

at Nevada:	29	vs Holy Names 11/30/15
	27	at Santa Clara 11/15/17
	25	vs Illinois State 11/29/17
	25	at New Mexico 01/07/17
	24	vs UC Davis 12/19/17

at Arkansas:	26	vs Mississippi Valley 11/25/20
	19	vs Vanderbilt 01/15/20
	19	vs Rice 11/05/19
	18	vs Tulsa 12/14/19
	18	vs Northern Kentucky 11/30/19
	17	vs Vanderbilt 03/11/20

MOST STEALS:

at Nevada:	15	vs San Jose State 01/09/19
	15	vs Utah State 01/02/19
	12	vs New Mexico 01/28/17
	13	at New Mexico 12/30/15
	11	4x

at Arkansas:	15	at Georgia Tech 11/25/19
	14	vs Auburn 02/04/20
	14	vs Rice 11/05/19
	13	vs Texas Southern 11/19/19
	12	vs Tulsa 12/14/19
	11	4x

MOST BLOCKED SHOTS:

at Nevada:	11	at Oregon State 12/05/15
	10	at Wyoming 01/20/16
	10	vs Holy Names 11/30/15
	9	vs UNLV 03/08/18
	9	at New Mexico 01/07/17
	8	3x

at Arkansas:	10	vs Texas Southern 11/19/19
	8	vs North Texas 11/28/20
	8	at Texas A&M 03/07/20
	8	vs Valparaiso 12/21/19
	7	vs Vanderbilt 03/11/20
	7	vs Tulsa 12/14/19
	6	vs Austin Peay 12/03/19
	6	vs South Dakota 11/22/19

MOST TURNOVERS:

at Nevada:	21	at Texas Tech 12/05/17
	21	vs Morehead State 03/30/16
	20	vs Fresno Pacific 12/09/15
	20	at San Diego State 03/11/16
	17	3x
at Arkansas	21	vs Rice 11/05/19
	20	vs Austin Peay 12/03/19
	19	vs Valparaiso 12/21/19
	16	vs North Texas 11/28/20
	16	at Texas A&M 03/07/20
	16	vs South Carolina 01/29/20
	16	at Western Kentucky 12/07/19

MOST FOULS:

at Nevada:	38	at Wichita State 12/22/15
	30	at New Mexico 01/07/17
	30	at New Mexico 12/30/15
	28	at Utah State 03/02/19
at Arkansas	32	at Missouri 02/08/20
	28	at Texas A&M 03/07/20
	26	at Tennessee 02/11/20
	23	vs South Carolina 01/29/20
	23	at Mississippi St. 01/22/20
	23	at Western Kentucky 12/07/19

IN FIVE YEARS AS A COLLEGIATE HEAD COACH

- » Led the NCAA in 3-pt FG Pct Defense (2020)
- » Led the NCAA in Free Throws Made (2016)
- » Ranked 1st (3x) or 2nd (2x) five times in the league in FT Made
- » Ranked 1st (3x) or 2nd (2x) five time in the league in FT Attempts
- » 5x - Ranked among NCAA top 25 in FT Made AND FT Attempts
- » 4x - Led the league in Fewest Turnovers (2017, '18, '19, '20)
- » 3x - Led the league in Assist-To-TO Ratio (2017, '18, '19)
- » 3x - Led the league in Scoring Margin (2017, '18, '19)
- » 3x - Led the league in W-L Percentage (2017, '18, '19)
- » 3x - In NCAA top 20 in 3PTFG% Defense (2017, '18, '20)

OTHER TEAM HIGHLIGHTS

- » 2nd in the NCAA in Assist-To-TO Ratio (2018)
- » 2nd in the NCAA in Total Rebounds (2016)
- » 3rd in the NCAA in Total Blocked Shots (2016)
- » 4th in the NCAA in Rebound Margin (2016)
- » 4th in the NCAA in Fewest TO Per Gm (2018)
- » 7th in the NCAA in Blocks Per Game (2016)
- » 9th in the NCAA in Scoring Margin (2019)
- » 9th in the NCAA in Turnover Margin (2020)
- » 10th in the NCAA in Total Assists (2018)

PLAYER HIGHLIGHTS

- » 5 Players in the NBA over past two years
- » 4x - Player led his league in 3-PT FG Made AND 3-PT FG Attempts
- » 3x - Player led his league in points scored
- » 3 All-American Honors (Caleb Martin 2x, Mason Jones)
- » 2 Conference Players of the Year
- » 14 All-Conference Honors
- » 2 Conference Newcomers of the Year
- » 5 All-Defensive Team Honors
- » 1 Conference 6th Man Award
- » 1 Conference Defensive Player of the Year

OPPONENT GAME HIGHS (at Ark):

POINTS	99	at Georgia 02/29/20
	90	vs LSU 03/04/20
	86	at Western Kentucky 12/07/19
FG MADE	38	at Georgia 02/29/20
	31	vs LSU 03/04/20
	31	at Western Kentucky 12/07/19
FG ATTEMPTS	72	vs Mississippi Valley 11/25/20
	72	vs Valparaiso 12/21/19
	70	vs LSU 03/04/20
	67	at Georgia 02/29/20
	67	at Western Kentucky 12/07/19
FG PCT	.588 (30-51)	vs Mississippi State 02/15/20
	.567 (38-67)	at Georgia 02/29/20
	.509 (28-55)	vs South Carolina 01/29/20
	.500 (23-46)	at Florida 02/18/20
3 PT MADE	13	vs Mississippi Valley 11/25/20
	11	vs LSU 03/04/20
	10	at Georgia 02/29/20
	8	at Texas A&M 03/07/20
	8	vs Auburn 02/04/20
	8	at Alabama 02/01/20
	8	vs Northern Kentucky 11/30/19
3 PT ATT	39	vs Mississippi Valley 11/25/20
	31	vs Auburn 02/04/20
	31	at Alabama 02/01/20
	27	vs LSU 03/04/20
	25	vs Valparaiso 12/21/19
	25	vs Rice 11/05/19
3 PT PCT	.435 (10-23)	at Georgia 02/29/20
	.429 (3-7)	vs Mississippi State 02/15/20
	.407 (11-27)	vs LSU 03/04/20
	.400 (8-20)	at Texas A&M 03/07/20
FT MADE	34	at Missouri 02/08/20
	27	at Mississippi State 01/22/20
	25	at Ole Miss 01/11/20
FT ATTEMPTS	44	at Missouri 02/08/20
	33	vs South Carolina 01/29/20
	31	at Texas A&M 03/07/20
	31	at Mississippi State 01/22/20
	30	at Tennessee 02/11/20
	30	vs Auburn 02/04/20
FT PCT	.962 (25-26)	at Ole Miss 01/11/20
	.871 (27-31)	at Mississippi State 01/22/20
	.846 (11-13)	vs Austin Peay 12/03/19
	.840 (21-25)	at Florida 02/18/20
REBOUNDS	53	at LSU 01/08/20
	52	at Missouri 02/08/20
	47	vs Kentucky 01/18/20
	47	at Georgia Tech 11/25/19
	44	vs Auburn 02/04/20
	44	at Western Kentucky 12/07/19
OFF REB	23	at LSU 01/08/20
	16	at Missouri 02/08/20
	15	4x
DEF REB	37	at Georgia Tech 11/25/19
	35	vs Kentucky 01/18/20
	34	vs Valparaiso 12/21/19
	32	at Western Kentucky 12/07/19
	31	vs South Carolina 01/29/20
ASSISTS	17	at Tennessee 02/11/20
	15	at Texas A&M 03/07/20
	14	vs South Carolina 01/29/20
STEALS	10	vs Northern Kentucky 11/30/19
	9	vs Valparaiso 12/21/19
	9	vs Rice 11/05/19
	8	vs Vanderbilt 03/11/20
	8	at Missouri 02/08/20
BLOCKS	6	vs Mississippi Valley 11/25/20
	6	vs Mississippi State 02/15/20
	6	at Tennessee 02/11/20
	6	at Alabama 02/01/20
	6	vs Texas Southern 11/19/19
	5	at Florida 02/18/20
	5	vs Kentucky 01/18/20
	5	at LSU 01/08/20
	5	vs Montana 11/16/19
TURNOVERS	27	vs Rice 11/05/19
	24	at Georgia Tech 11/25/19
	24	vs Texas Southern 11/19/19
	23	vs Montana 11/16/19
	21	vs Austin Peay 12/03/19
FOULS	35	vs LSU 03/04/20
	33	vs South Carolina 01/29/20
	27	at Missouri 02/08/20
	27	vs Valparaiso 12/21/19

Effort. Energy. Enthusiasm.

ARKANSAS TEAM GAME LOWS:

FEWEST PTS	59	at Florida 02/18/20
	61	at Tennessee 02/11/20
	62	at Georgia Tech 11/25/19
	64	vs Montana 11/16/19
FEWEST FG	15	at Tennessee 02/11/20
	19	vs Kentucky 01/18/20
	20	vs North Texas 11/12/19
	20	vs Montana 11/16/19
FEWEST FGA	45	vs North Texas 11/12/19
	46	vs Austin Peay 12/03/19
	49	at Tennessee 02/11/20
LOWEST FG%	.306 (15-49)	at Tennessee 02/11/20
	.333 (19-57)	vs Kentucky 01/18/20
	.370 (20-54)	vs Montana 11/16/19
	.373 (22-59)	at Georgia Tech 11/25/19
FEWEST 3PT FG	3	vs Northern Kentucky 11/30/19
	3	at Missouri 02/08/20
	3	at Florida 02/18/20
	4	vs Montana 11/16/19
	4	vs South Dakota 11/22/19
	4	at Mississippi State 01/22/20
FEWEST 3 FGA	9	vs TCU 01/25/20
	14	at Missouri 02/08/20
	16	4x
LOWEST 3 PT%	.167 (3-18)	vs Northern Kentucky 11/30/19
	.188 (3-16)	at Florida 02/18/20
	.200 (4-20)	vs Montana 11/16/19
	.200 (4-20)	vs South Dakota 11/22/19
	.200 (4-20)	at Mississippi State 01/22/20
FEWEST FT	6	at Mississippi State 01/22/20
	7	vs Rice 11/05/19
	8	vs Vanderbilt 01/15/20
	9	at Indiana 12/29/19
FEWEST FTA	11	vs RICE 11/05/19
	11	at Mississippi State 01/22/20
	12	vs South Dakota 11/22/19
	12	at Indiana 12/29/19
LOWEST FT%	.533 (8-15)	vs Vanderbilt 01/15/20
	.545 (6-11)	at Mississippi State 01/22/20
	.615 (16-26)	vs Auburn 02/04/20
	.632 (12-19)	at Florida 02/18/20
FEWEST REBS	23	vs Missouri 02/22/20
	24	vs North Texas 11/12/19
	24	at LSU 01/08/20
	25	at Texas A&M 03/07/20
FEWEST OFF REB	2	vs Missouri 02/22/20
	3	at LSU 01/08/20
	3	at Georgia Tech 11/25/19
	4	vs North Texas 11/12/19
FEWEST DEF REB	15	at Florida 02/18/20
	18	at Tennessee 02/11/20
	18	vs TCU 01/25/20
	19	vs Mississippi State 02/15/20
	19	vs Texas A&M 01/04/20
FEWEST ASSISTS	6	at Tennessee 02/11/20
	7	at Alabama 02/01/20
	8	4x
FEWEST STEALS	4	at Western Kentucky 12/07/19
	4	vs Mississippi State 02/15/20
	4	vs LSU 03/04/20
	5	8x
FEWEST BLOCKS	1	vs Northern Kentucky 11/30/19
	1	vs South Carolina 01/29/20
	1	vs Mississippi State 02/15/20
	1	at Florida 02/18/20
	2	7x
FEWEST TO	5	vs LSU 03/04/20
	6	at Georgia 02/29/20
	7	5x
FOULS	12	vs Mississippi Valley 11/25/20
	14	vs North Texas 11/28/20
	14	vs Texas Southern 11/19/19
	14	vs Northern Kentucky 11/30/19
	14	vs Valparaiso 12/21/19
	15	vs North Texas 11/12/19
	15	vs LSU 03/04/20

OPPONENT GAME LOWS (at Ark):

FEWEST PTS	43	vs Rice 11/05/19
	43	vs North Texas 11/12/19
	46	vs Montana 11/16/19
FEWEST FG	16	vs Rice 11/05/19
	17	vs North Texas 11/12/19
	18	vs Montana 11/16/19
	19	vs Texas Southern 11/19/19
	19	vs Vanderbilt 01/15/20
FEWEST FGA	45	vs Texas A&M 01/04/20
	46	at Florida 02/18/20
	48	vs Vanderbilt 01/15/20
LOWEST FG%	.286 (16-56)	vs Rice 11/05/19
	.321 (18-56)	vs Montana 11/16/19
	.333 (17-51)	vs North Texas 11/12/19
FEWEST 3PT FG	2	vs North Texas 11/28/20
	2	vs Rice 11/05/19
	2	vs North Texas 11/12/19
	2	vs Montana 11/16/19
	2	vs Texas Southern 11/19/19
	2	at Georgia Tech 11/25/19
	3	4X
FEWEST 3 FGA	7	vs Mississippi State 02/15/20
	11	vs Texas Southern 11/19/19
	12	vs South Dakota 11/22/19
	12	at Georgia Tech 11/25/19
LOWEST 3 PT%	.080 (2-25)	vs Rice 11/05/19
	.118 (2-17)	vs North Texas 11/12/19
	.125 (2-16)	vs Montana 11/16/19
	.154 (2-13)	vs North Texas 11/28/20
	.167 (2-12)	at Georgia Tech 11/25/19
	.182 (2-11)	vs Texas Southern 11/19/19
	.188 (3-16)	at Missouri 02/08/20
FEWEST FT	.190 (4-21)	vs Missouri 02/22/20
	3	vs Mississippi Valley 11/25/20
	7	vs North Texas 11/12/19
	7	vs Valparaiso 12/21/19
	8	vs Montana 11/16/19
FEWEST FTA	9	3X
	6	vs Mississippi Valley 11/25/20
	11	vs Valparaiso 12/21/19
	12	vs North Texas 11/12/19
	13	vs North Texas 11/28/20
LOWEST FT%	13	vs Austin Peay 12/03/19
	.500 (9-18)	at Indiana 12/29/19
	.515 (17-33)	vs South Carolina 01/29/20
	.545 (12-22)	vs Vanderbilt 01/15/20
	.571 (8-14)	vs Montana 11/16/19
	.579 (11-19)	vs Texas Southern 11/19/19
FEWEST REBS	27	vs Rice 11/05/19
	28	vs Mississippi State 02/15/20
	30	vs UT Arlington 12/02/20
	30	vs South Dakota 11/22/19
	30	vs Austin Peay 12/03/19
	30	vs Vanderbilt 01/15/20
FEWEST OFF REBS	4	vs Mississippi State 02/15/20
	4	vs Vanderbilt 01/15/20
	5	vs South Carolina 01/29/20
	5	vs Northern Kentucky 11/30/19
	6	vs South Dakota 11/22/19
	6	vs Rice 11/05/19
FEWEST DEF REBS	20	vs UT Arlington 12/02/20
	20	vs Tennessee 02/26/20
	20	vs Austin Peay 12/03/19
	21	vs TCU 01/25/20
	21	vs Rice 11/05/19
FEWEST ASSISTS	22	vs Mississippi Valley 11/25/20
	22	vs Vanderbilt 03/11/20
	6	at Ole Miss 01/11/20
FEWEST STEALS	6	at Missouri 02/08/20
	7	vs Rice 11/05/19
	7	at Georgia Tech 11/25/19
	7	at Florida 02/18/20
	0	vs Vanderbilt 01/15/20
FEWEST BLOCKS	1	at LSU 01/08/20
	2	at Georgia 02/29/20
	3	6x
	0	vs North Texas 11/12/19
FEWEST TO	0	vs Austin Peay 12/03/19
	1	7x
	9	at Mississippi State 01/22/20
	10	at Georgia 02/29/20
FEWEST FOULS	10	vs LSU 03/04/20
	15	vs South Dakota 11/22/19
	15	vs Texas A&M 01/04/20
	15	at Mississippi State 01/22/20
	15	at Texas A&M 03/07/20
	16	3x

MUSS TEAMS IN THE NCAA/CONFERENCE STATS

	2015-16	2016-17	2017-18	2018-19	2019-20
3-pt FG Att	176 / 8	37 / 2	29 / 2	51 / 2	115 / 5
A-Turnover Ratio	232 / 9	13 / 1	2 / 1	15 / 1	140 / 4
Assists/Gm	220 / 9	32 / 1	27 / 2	75 / 3	226 / 10
Blocks/Gm	7 / 1	64 / 3	74 / 2	100 / 2	84 / 9
Def Reb/Gm	19 / 1	31 / 2	92 / 6	31 / 2	287 / 12
Fewest Fouls	342 / 11	105 / 3	253 / 9	184 / 6	322 / 12
Fewest TO	335 / 11	59 / 1	24 / 1	21 / 1	59 / 1
FG Pct	251 / 9	146 / 5	60 / 3	68 / 4	147 / 6
FG Pct Defense	28 / 2	120 / 7	140 / 4	42 / 3	169 / 12
FT Attempts	2 / 1	13 / 1	16 / 2	16 / 1	8 / 2
FT Made	1 / 1	24 / 2	9 / 2	17 / 1	3 / 1
FT Pct	43 / 2	159 / 6	66 / 2	167 / 6	102 / 6
Off Reb/Gm	76 / 2	132 / 3	255 / 7	205 / 6	325 / 14
Fouls/Gm	275 / 8	35 / 1	95 / 1	126 / 3	311 / 11
Reb Margin	4 / 2	72 / 1	232 / 81	97 / 3	342 / 14
Scoring Defense	177 / 5	151 / 6	191 / 6	55 / 1	185 / 9
Scoring Margin	117 / 5	39 / 1	27 / 1	9 / 1	70 / 4
Scoring Offense	113 / 5	37 / 1	18 / 2	28 / 1	56 / 5
Steals/Gm	98 / 3	262 / 8	174 / 6	172 / 4	41 / 1
3 Pt FG Defense	59 / 2	18 / 2	20 / 1	113 / 3	1 / 1
3 PT FG/Game	323 / 11	33 / 2	31 / 3	74 / 3	143 / 4
3 PT FG Pct	314 / 11	42 / 1	26 / 2	155 / 6	175 / 5
3 PT FGM	251 / 9	22 / 2	15 / 2	59 / 2	129 / 4
Total Assists	112 / 2	30 / 2	10 / 1	69 / 2	251 / 10
Total Blocks	3 / 1	50 / 3	44 / 1	88 / 2	81 / 7
Total Rebounds	2 / 1	25 / 3	44 / 2	63 / 2	306 / 14
Total Rebs/Gm	18 / 1	41 / 1	171 / 6	72 / 4	322 / 14
Total Steals	40 / 3	208 / 9	85 / 2	157 / 4	34 / 1
Turnover Margin	184 / 5	169 / 7	22 / 2	22 / 1	9 / 1
Turnovers Forced	154 / 5	306 / 10	191 / 6	127 / 3	29 / 1
Fewest TO/Gm	208 / 7	26 / 2	4 / 1	13 / 1	47 / 1
W-L Pct	93 / 3	17 / 1	17 / 1	7 / 1	89 / 5





JUSTIN SMITH

Gr.Sr. / F / 6-7 / 230

Buffalo Grove, Ill. / Indiana Univ.



@justinsmith3_

@justinsmith3_

- Rated the 11th-best Graduate Transfer in the Nation by TheStadium.com — 22nd-best by ESPN.com
- Played in all of Indiana's 98 games (with 73 starts) over the previous three years ... Earned 2019 Academic All-Big Ten.

- Has scored the first points of the game in all three games (Mississippi Valley State, North Texas and UT Arlington).
- 1 of 2 Razorbacks to score in double digits each of the first three games.
- As he did last year at Indiana, leads the team in minutes played — 30.3 average at Indiana and Arkansas ... Second on the team in steals (one shy of the lead) ... He led Indiana in steals last season.

* Had six offensive rebounds vs UT Arlington and ranks 24th in the NCAA / 2nd SEC in offensive boards (4.0)

2020-21 HIGHLIGHTS:

- Scored Arkansas' first points of the 2020-21 season ... Finished 13 — with 3 dunks — and tied career high with three steals in the season opener.
- Led the Razorbacks with 18 points versus North Texas, making 2-of-3 from 3-point range, while adding six rebounds and three steals.
- Tied for the team lead with nine rebounds, including six offensive boards.

JUSTIN SMITH 2020-21 GAME STATS																			
Opponent	Date	GS	Min	FG	FGA	Pct	3FG	3A	Pct	FT	FTA	Pct	O	D	Tot	Avg	PF	FO	A
MISSISSIPPI VALLEY	11/25/20	*	20	6	9	.667	0	0	.000	1	3	.333	3	1	4	4.0	0	0	2
NORTH TEXAS	11/28/20	*	36	7	13	.538	2	3	.667	2	6	.333	3	3	6	5.0	2	0	1
UT ARLINGTON	12/02/20	*	35	4	15	.267	0	2	.000	3	4	.750	6	3	9	6.3	3	0	2
Totals		3	91	17	37	.459	2	5	.400	6	13	.462	12	7	19	6.3	5	0	5

JUSTIN SMITH CAREER STATISTICS																			
Year	GP	GS	Min	Avg	FG	FGA	Pct	3FG	3FGA	Pct	FT	FTA	Pct	Off	Def	Tot	Avg	PF	FO
2017-18 (IND)	31	9	463	14.9	82	149	.550	3	10	.300	33	49	.673	43	55	98	3.2	58	1
2018-19 (IND)	35	32	866	24.7	122	246	.496	7	32	.219	36	70	.514	61	95	156	4.5	84	1
2019-20 (IND)	32	32	971	30.3	127	258	.492	10	38	.263	70	104	.673	62	103	165	5.2	66	0
2020-21 (ARK)	3	3	91	30.3	17	37	.459	2	5	.400	6	13	.462	12	7	19	6.3	5	0
TOTAL	101	76	2391	23.7	348	690	.504	22	85	.259	145	236	.614	178	260	438	4.3	213	2

Effort. Energy. Enthusiasm.

- Born: Mar. 1, 1999 in Highland Park, Ill.
- Parents: Edward and Lucy Smith
- Graduated in just 3 years from Indiana's Kelley School of Business (B.S.B.) - Spring of 2020
- Pursuing his master's in operations management at the University of Arkansas.
- Favorite TV show is The Office and he binge-watched Ozark during the pandemic

DOUBLE-DOUBLES (4)

FRESHMAN		(1)
11/12/17 • HOWARD	16 pts	12 reb
SOPHOMORE		(2)
01/22/19 • at Northwestern	10 pts	12 reb
02/02/19 • at Michigan St	13 pts	10 reb
JUNIOR		(1)
12/13/19 • NEBRASKA	16 pts	10 reb

- 137 pts to 1,000
- 62 rebs to 500
- Has led his team in PTS5x
- Has led his team in REBS 10x
- CAREER: Double-figure Pts:.....36
- 20-pt gms: 4
- Double-figure Rebs..... 5

PERSONAL BESTS

POINTS
Season: 18 vs North Texas (11/28/20)
Career: 24 (2x) last vs Western Illinois (11/05/19)
SEC:

FG MADE
Season: 7 vs North Texas (11/28/20)
Career: 11 vs Western Illinois (11/05/19)
SEC:

FG ATTEMPTED
Season: 13 vs North Texas (11/28/20)
Career: 19 vs Michigan State (03/02/19)
SEC:

3-POINT FG MADE
Season: 2 vs North Texas (11/28/20)
Career: 3 vs Michigan State (03/02/19)
SEC:

3-PT FG ATTEMPTS
Season: 3 vs North Texas (11/28/20)
Career: 9 vs Michigan State (03/02/19)
SEC:

FT MADE
Season: 3 vs UT Arlington (12/02/20)
Career: 6 vs Nebraska (12/13/19)
SEC:

FT ATTEMPTED
Season: 6 vs North Texas (11/28/20)
Career: 10 vs Nebraska (12/13/19)
SEC:

REBOUNDS
Season: 9 vs UT Arlington (12/02/20)
Career: 12 (2x) last vs Northwestern (01/22/19)
SEC:

ASSISTS
Season: 2 (2x) last vs UT Arlington (12/02/20)
Career: 4 vs Ohio State (01/11/20)
SEC:

STEALS
Season: 3 (2x) last vs North Texas (11/28/20)
Career: 3 (8x) last vs North Texas (11/28/20)
SEC:

BLOCKED SHOTS
Season: 1 vs North Texas (11/28/20)
Career: 3 at Michigan State (02/02/19)
SEC:

MINUTES
Season: 35:37 vs North Texas (11/28/20)
Career: 40:17 vs Nebraska (12/13/19)
SEC:



JD NOTAE

R-Jr. | 6 | 6-1 | 195

Covington, Ga. | Jacksonville Univ.



@jdnotae



@dimebagnotae

1

- Born: Oct. 27, 1998 in Covington, Ga.
- Mother: Stacy Notae
- Scored 929 points in two seasons at Jacksonville
- 1st to contact Notae when entered transfer portal was Coach Muss at Nevada ... When Muss came Arkansas, Notae came on official visit, "I like what they had, a lot of togetherness."

- Rated the 29th-best "Sit-Out" Transfer in the Nation by ESPN.com for the 2020-21 season.
- Sat out the 2019-20 season at Arkansas due to NCAA transfer regulations.
- Played in 60 games in two seasons at Jacksonville, totaling 929 points ... Was **second team All-ASUN** as a sophomore and **ASUN Freshman of the Year**.

* Ranks 4th in the SEC in assist-to-turnover ratio (2.2) 6th in total assists (11) and 7th in free throw attempts (14).

2020-21 HIGHLIGHTS:

- Had a game-high seven assists with five rebounds in the season opener,
- Had 16 points and six rebounds versus North Texas, hitting a 3-pointer from the Razorback snout near mid-court.

JD NOTAE 2020-21 GAME STATS

Opponent	Date	GS	Min	FG	FGA	Pct	3FG	3A	Pct	FT	FTA	Pct	O	D	Tot	Avg	PF	FO	A	TO	Blk	Stl	Pts	Avg
MISSISSIPPI VALLEY	11/25/20		24	3	7	.429	2	5	.400	5	8	.625	2	3	5	5.0	4	0	7	1	0	0	13	13.0
NORTH TEXAS	11/28/20		24	6	14	.429	2	8	.250	2	4	.500	2	4	6	5.5	2	0	3	3	0	1	16	14.5
UT ARLINGTON	12/02/20		12	1	5	.200	1	3	.333	2	2	1.000	0	2	2	4.3	0	0	1	1	0	0	5	11.3
Totals		0	60	10	26	.385	5	16	.313	9	14	.643	4	9	13	4.3	6	0	11	5	0	1	34	11.3

TRIPLE-DOUBLES (1)

Pts-Reb-Assst
01/09/19 • at Kennesaw State 15-10-10

DOUBLE-DOUBLES (5)

SOPHOMORE (3)

01/05/19 • Lipscomb ^ 12 pts 13 reb

01/09/19 • at Kennesaw State ^* 15 pts 10 reb

01/30/19 • Stetson 16 pts 14 reb

^ • back-to-back games * • part of a triple double

FRESHMAN (2)

11/26/17 • Gardner-Webb 17 pts 10 reb

12/09/17 • Florida National 14 pts 10 reb

• 37 pts to 1,000

• Has led his team in Pts 31x & Rbs 16x

• CAREER: Double-figure Pts:.....49

20-pt gms:.....15

Gms with a 3PT FG:.....52

Gms with 3+ 3PT FG:.....18

PERSONAL BESTS

POINTS

Season: 16 vs North Texas (11/28/20)

Career: 40 vs Florida Memorial (11/21/18)

SEC:

FG MADE

Season: 6 vs North Texas (11/28/20)

Career: 16 vs Florida Memorial (11/21/18)

SEC:

FG ATTEMPTED

Season: 14 vs North Texas (11/28/20)

Career: 23 at NC State (12/22/17)

SEC:

3-POINT FG MADE

Season: 2 (2x) last vs North Texas (11/28/20)

Career: 5 (6x) last vs FGCU (03/01/19)

SEC:

3-PT FG ATTEMPTS

Season: 8 vs North Texas (11/28/20)

Career: 14 vs FGCU (03/01/19)

SEC:

FT MADE

Season: 5 vs Mississippi Valley State (11/25/20)

Career: 6 (5x) last at North Florida (01/24/19)

SEC:

FT ATTEMPTED

Season: 8 vs Mississippi Valley State (11/25/20)

Career: 9 vs Bethune-Cookman (11/30/17)

SEC:

REBOUNDS

Season: 6 vs North Texas (11/28/20)

Career: 14 vs Stetson (01/30/19)

SEC:

ASSISTS

Season: 7 vs Mississippi Valley State (11/25/20)

Career: 10 at Kennesaw State (01/09/19)

SEC:

STEALS

Season: 1 vs North Texas (11/28/20)

Career: 5 (2x) at FGCU (02/02/19)

SEC:

BLOCKED SHOTS

Season: -

Career: 3 (3x) last vs North Florida (02/20/19)

SEC:

MINUTES

Season: 24:28 vs North Texas (11/28/20)

Career: 46 vs Gardner-Webb (11/26/17)

SEC:

JD NOTAE CAREER STATISTICS

Year	GP	GS	Min	Avg	FG	FGA	Pct	3FG	3FGA	Pct	FT	FTA	Pct	Off	Def	Tot	Avg	PF	FO	Ast	TO	Blk	Stl	Pts	Avg
2017-18 (JACK)	28	28	879	31.4	159	388	.410	49	121	.405	65	93	.699	28	103	131	4.7	60	2	54	72	14	49	432	15.4
2018-19 (JACK)	32	23	932	29.1	177	415	.427	62	194	.320	81	111	.730	29	168	197	6.2	76	4	109	106	14	52	497	15.5
2019-20 - REDSHIRTED AT ARK (TRANSFER)																									
2020-21 (ARK)	3	0	60	20.0	10	26	.385	5	16	.313	9	14	.643	4	9	13	4.3	6	0	11	5	0	1	34	11.3
TOTAL	63	51	1871	29.7	346	829	.417	116	331	.350	155	218	.711	61	280	341	5.4	142	6	174	183	28	102	963	15.3



VANCE JACKSON JR.

Gr.Sr. / F / 6-9 / 238

Pasadena, Calif. / New Mexico



@YGVance2

@ygvance

- Rated the 8th-best Graduate Transfer in the Nation by CBSSports.com — 18th-best by Stadium.com — 32nd-best by ESPN.com
- Played his freshman season at UConn — on AAC All-Rookie Team — before transferring to New Mexico ... Scored 990 points in his first three collegiate seasons (92 games with 65 starts).

2020-21 HIGHLIGHTS:

- Eclipsed 1,000 career points and 500 career rebounds, getting 15 and seven respectively, in season-opening win vs Mississippi Valley ... Made four treys during a 28-0 run in the first half ... Finished 4-of-6 from 3PT

- Born Aug. 20, 1997 in Pasadena, Calif. Parents: Desiree Temple and Vance Jackson Sr.
- Graduated from New Mexico - Spring of 2020, B.A. in interpersonal communication
- Pursuing his master's in adult and lifelong learning at the University of Arkansas.
- If he could have played with any former Razorback, it would have been Joe Johnson.

DOUBLE-DOUBLES (8)

SOPHOMORE (5)

11/13/18 • IONA	18 pts	12 reb
01/05/19 • NEVADA	18 pts	10 reb
01/12/19 • at Colorado State	18 pts	12 reb
01/19/19 • WYOMING	13 pts	10 reb
03/09/19 • at Wyoming	13 pts	11 reb

JUNIOR (3)

01/01/20 • at San Jose State	% 25 pts	13 reb
01/07/20 • FRESNO STATE	% 29 pts	13 reb
03/04/20 • vs San Jose State	26 pts	12 reb

% - consecutive games

- Has led his team in Pts 13x & Rbs 2x
- CAREER: Double-figure Pts:.....52
- 20-pt gms:.....8
- Gms with 3+ 3PT FG:26
- Double-figure Rbs:.....5

PERSONAL BESTS

POINTS

Season: 15	vs Mississippi Valley State (11/25/20)
Career: 30	vs Fresno State (02/02/19)
SEC:	

FG MADE

Season: 5	vs Mississippi Valley State (11/25/20)
Career: 9 (3x)	last vs San Jose St (03/04/20)
SEC:	

FG ATTEMPTED

Season: 9	vs Mississippi Valley State (11/25/20)
Career: 16 (2x)	last vs San Jose St (03/04/20)
SEC:	

3-POINT FG MADE

Season: 4	vs Mississippi Valley State (11/25/20)
Career: 6 (2x)	last vs Wyoming (02/08/20)
SEC:	

3-PT FG ATTEMPTS

Season: 6	vs Mississippi Valley State (11/25/20)
Career: 11 (2x)	last at Air Force (02/26/20)
SEC:	

FT MADE

Season: 1	vs Mississippi Valley State (11/25/20)
Career: 10	vs Fresno State (02/02/19)
SEC:	

FT ATTEMPTED

Season: 1	vs Mississippi Valley State (11/25/20)
Career: 11	vs Fresno State (02/02/19)
SEC:	

REBOUNDS

Season: 7	vs Mississippi Valley State (11/25/20)
Career: 13 (2x)	vs Fresno State (01/07/20)
SEC:	

ASSISTS

Season: 1	vs UT Arlington (12/02/20)
Career: 7	vs Nevada (01/05/19)
SEC:	

STEALS

Season: -	
Career: 4	vs Wyoming (03/13/19)
SEC:	

BLOCKED SHOTS

Season: -	
Career: 2 (2x)	last vs Nevada (02/18/20)
SEC:	

MINUTES

Season: 15:29	vs Mississippi Valley State (11/25/20)
Career: 37:30	vs Utah State (03/05/20)
SEC:	

VANCE JACKSON 2020-21 GAME STATS

Opponent	Date	GS	Min	FG	FGA	Pct	3FG	3A	Pct	FT	FTA	Pct	O	D	Tot	Avg	PF	FO	A	TO	Blk	Stl	Pts	Avg
MISSISSIPPI VALLEY	11/25/20	*	15	5	9	.556	4	6	.667	1	1	1.000	2	5	7	7.0	0	0	0	1	0	0	15	15.0
NORTH TEXAS	11/28/20		9	0	2	.000	0	2	.000	0	0	.000	0	0	0	3.5	0	0	0	0	0	0	0	7.5
UT ARLINGTON	12/02/20		20	0	5	.000	0	3	.000	0	0	.000	1	4	5	4.0	0	0	1	3	0	0	0	5.0
Totals		1	44	5	16	.313	4	11	.364	1	1	1.000	3	9	12	4.0	0	0	1	4	0	0	15	5.0

VANCE JACKSON CAREER STATISTICS

Year	GP	GS	Min	Avg	FG	FGA	Pct	3FG	3FGA	Pct	FT	FTA	Pct	Off	Def	Tot	Avg	PF	FO	Ast	TO	Blk	Stl	Pts	Avg
2016-17 (UConn)	32	21	835	26.1	79	193	.409	50	126	.397	50	74	.676	22	101	123	3.8	74	2	44	42	5	10	258	8.1
2017-18 - REDSHIRTED																									
2018-19 (UNM)	32	16	887	27.8	137	338	.405	57	172	.331	89	137	.650	42	182	224	7.0	60	1	85	80	4	35	420	13.1
2019-20 (UNM)	28	28	756	27.1	101	224	.414	50	146	.342	60	84	.714	34	113	147	5.3	51	0	36	59	9	28	312	11.1
2020-21 (ARK)	3	1	44	14.7	5	16	.313	4	11	.364	1	1	1.000	3	9	12	4.0	0	0	1	4	0	0	15	5.0
TOTAL	95	66	2522	26.5	322	771	.418	161	455	.354	200	296	.676	101	405	506	5.3	185	3	166	185	18	73	1005	10.6



DESI SILLS

Jr. | 6'6" | 200

Jonesboro, Ark | Jonesboro HS



@desisills3

@desisills3

3

- Voted Preseason All-SEC second team by the league's coaches
- Leads the team and SEC in steals (8), ranking 29th nationally.

2020-21 HIGHLIGHTS:

- Scored 19 in the season opener, tying career high for FG made, going 8-of-10 from the field (2-of-3 3PT) ... Scored 12 in the second half, including seven to start the period as Arkansas out-scored MVSU 16-0 over the first 2:56 minutes.

• Had 14 versus North Texas in part due by going 5-of-8 at the free throw line.

• Tied a career high with four steals versus UT Arlington.

- Born Dec. 29, 1998 in Jonesboro
- Parents: Desi and Shawna Sills
- 1 of 3 Hogs to play all 66 UA games over the last 2 yrs (w/ Adrio Bailey & Jalen Harris)
- "I have to be honest, I have to thank the quarantine because I fell out of love, the enjoyment of the game. I fell back in love with the game, the process and the grind."



- Has led his team in Pts 2x & Rbs 2x
- CAREER: Double-figure Pts:.....24
- 20-pt gms:.....3
- Gms with a 3PT FG:.....39
- Gms with 3+ 3PT FG:.....11
- Gms with 5+ Assists:.....4

PERSONAL BESTS

POINTS

Season: 19 vs Mississippi Valley State (11/25/20)
Career: 21 at Georgia (02/29/20)
SEC: 21 at Georgia (02/29/20)

FG MADE

Season: 8 vs Mississippi Valley State (11/25/20)
Career: 8 (2x) last vs Miss Valley State (11/25/20)
SEC: 8 at Georgia (02/29/20)

FG ATTEMPTED

Season: 10 vs Mississippi Valley State (11/25/20)
Career: 15 (2x) last vs Northern Kentucky (11/30/19)
SEC: 14 at Tennessee (02/11/20)

3-POINT FG MADE

Season: 2 vs Mississippi Valley State (11/25/20)
Career: 5 vs Vanderbilt (03/11/20)
SEC: 4 (2x) last vs Mizzou (02/22/20)

3-PT FG ATTEMPTS

Season: 3 vs Mississippi Valley State (11/25/20)
Career: 8 (2x) last at Tennessee (02/11/20)
SEC: 8 at Tennessee (02/11/20)

FT MADE

Season: 5 vs North Texas (11/28/20)
Career: 5 (4x) last vs North Texas (11/28/20)
SEC: 5 (3x) last at Tennessee (02/11/20)

FT ATTEMPTED

Season: 6 vs North Texas (11/28/20)
Career: 8 (4x) last vs LSU (03/04/20)
SEC: 8 (4x) last vs LSU (03/04/20)

REBOUNDS

Season: 3 vs North Texas (11/28/20)
Career: 7 vs Vanderbilt (01/15/20)
SEC: 7 vs Vanderbilt (01/15/20)

ASSISTS

Season: 2 (2x) last vs UT Arlington (12/02/20)
Career: 6 vs FIU (12/01/18)
SEC: 5 vs LSU (01/12/19)

STEALS

Season: 4 vs UT Arlington (12/02/20)
Career: 4 (2x) last vs UT Arlington (12/02/20)
SEC: 4 vs Auburn (02/04/20)

BLOCKED SHOTS

Season: -
Career: 1 (4x) last vs Valpo (12/21/19)
SEC: --

MINUTES

Season: 36:31 vs Mississippi Valley State (11/25/20)
Career: 40:50 vs Auburn (02/04/20)
SEC: 40:50 vs Auburn (02/04/20)

DESI SILLS 2020-21 GAME STATS

Opponent	Date	GS	Min	FG	FGA	Pct	3FG	3A	Pct	FT	FTA	Pct	O	D	Tot	Avg	PF	FO	A	TO	Blk	Stl	Pts	Avg
MISSISSIPPI VALLEY	11/25/20	*	19	8	10	.800	2	3	.667	1	1	1.000	1	1	2	2.0	0	0	2	0	0	3	19	19.0
NORTH TEXAS	11/28/20	*	36	4	7	.571	1	3	.333	5	8	.625	0	3	3	2.5	2	0	1	5	0	1	14	16.5
UT ARLINGTON	12/02/20	*	31	1	6	.167	0	3	.000	1	2	.500	1	2	3	2.7	2	0	2	1	0	4	3	12.0
Totals		3	86	13	23	.565	3	9	.333	7	11	.636	2	6	8	2.7	4	0	5	6	0	8	36	12.0

DESI SILLS CAREER STATISTICS

Year	GP	GS	Min	Avg	FG	FGA	Pct	3FG	3FGA	Pct	FT	FTA	Pct	Off	Def	Tot	Avg	PF	FO	Ass	TO	Blk	Stl	Pts	Avg
2018-19	34	8	576	16.9	55	125	.440	29	63	.460	40	57	.702	12	31	43	1.3	68	2	58	53	0	21	179	5.3
2019-20	32	24	997	31.2	117	275	.425	47	143	.329	59	91	.648	20	75	95	3.0	96	4	39	44	5	30	340	10.6
2020-21	3	3	86	28.7	13	23	.565	3	9	.333	7	11	.636	2	6	8	2.7	4	0	5	6	0	8	36	12.0
TOTAL	69	35	1659	24.0	185	423	.437	79	215	.367	106	159	.667	34	112	146	2.1	168	6	102	103	5	59	555	8.0



DAVONTE "DEVO" DAVIS

G / Fr. | 6-3 | 180

Jacksonville, Ark. | Jacksonville HS

4



@MrDevoBuckets



@devofor3

Effort. Energy. Enthusiasm.

- Born Sept. 24, 2001 in Jacksonville • Mother: Terrie Davis / Grandmother of Yvette Davis
- Consensus 4-star ... 2020 ADG Player of the Year ... 4x first team All-State
- Wants to open a zoo to educate people about animals ... biggest hobby is fishing.
- His dream team: LeBron James, Paul George, Kevin Garnett and Giannis Antetokounmpo

DAVONTE DAVIS 2020-21 GAME STATS

Opponent	Date	GS	Min	FG	FGA	Pct	3FG	3A	Pct	FT	FTA	Pct	O	D	Tot	Avg	PF	FO	A	TO	Blk	Stl	Pts	Avg
MISSISSIPPI VALLEY	11/25/20		12	2	5	.400	0	1	.000	1	1	1.000	1	2	3	3.0	1	0	2	1	0	0	5	5.0
NORTH TEXAS	1/28/20	DNP																						
UT ARLINGTON	12/02/20	DNP																						
Totals		0	12	2	5	.400	0	1	.000	1	1	1.000	1	2	3	3.0	1	0	2	1	0	0	5	5.0

PERSONAL BESTS

POINTS

Season: 5 vs Mississippi Valley State (11/25/20)

SEC:

FG MADE

Season: 2 vs Mississippi Valley State (11/25/20)

SEC:

FG ATTEMPTED

Season: 5 vs Mississippi Valley State (11/25/20)

SEC:

3-POINT FG MADE

Season: -

SEC:

3-PT FG ATTEMPTS

Season: 1 vs Mississippi Valley State (11/25/20)

SEC:

FT MADE

Season: 1 vs Mississippi Valley State (11/25/20)

SEC:

FT ATTEMPTED

Season: 1 vs Mississippi Valley State (11/25/20)

SEC:

REBOUNDS

Season: 3 vs Mississippi Valley State (11/25/20)

SEC:

ASSISTS

Season: 2 vs Mississippi Valley State (11/25/20)

SEC:

STEALS

Season: - vs Mississippi Valley State (11/25/20)

SEC:

BLOCKED SHOTS

Season: -

SEC:

MINUTES

Season: 11:38 vs Mississippi Valley State (11/25/20)

SEC:

DAVONTE DAVIS CAREER STATISTICS

Year	GP	GS	Min	Avg	FG	FGA	Pct	3FG	3FGA	Pct	FT	FTA	Pct	Off	Def	Tot	Avg	PF	FO	Ast	TO	Blk	Stl	Pts	Avg
2020-21	1	0	12	12.0	2	5	.400	0	1	.000	1	1	1.000	1	2	3	3.0	1	0	2	1	0	0	5	5.0



MOSES MOODY

G / Fr. | 6-6 | 205

Little Rock, Ark. | Montverde Acad.



@moses_moody3

@moses.2m

5

- Born May 31, 2002 in Little Rock
- Parents: Kareem and Rona Moody
- Consensus 4-star ... MaxPreps HM All-American
- Among incoming Frosh: Rated 37th by 247Sports, 42nd by ESPN and 53rd by Rivals
- Serves on Arkansas Athletics' African American S-A Leadership Council and SAAC.

- Missed his first career free throw attempt but has made his next 15 before missing his first vs UT Arlington
- Ranks 6th in the NCAA / 1st SEC in free throws made (23) — 15th NCAA / 2nd SEC in attempts (26)
- Had three steals in each of the first two games ... Ranks 9th in the SEC in steals (2.0 avg.)
- 1 of 2 Razorbacks to score in double figures in each of the first three games.
- Leads the team in scoring (17.0 ppg)

2020-21 HIGHLIGHTS

- Scored 19 in his collegiate debut — making 9-of-10 from the free throw line ... Added three steals.
- Went 6-of-6 at the free throw line to score 11 points, adding three steals, versus North Texas.
- Led the team in scoring (24) and rebounds (9) versus UT Arlington ... First Razorback freshman to get at least 24 points and nine rebounds in a game since Bobby Portis on 2/5/2014 vs. Alabama (35 & 9).

- Led his team in Pts 1x
- Led his team in Rebs 1x
- CAREER: Double-figure Pts: 3
- 20-pt gms: 1
- Gms with a 3PT FG: 3
- Gms with 3+ 3PT FG: -
- Gms with 3+ Steals: 2

MOSES MOODY 2020-21 GAME STATS

Opponent	Date	GS	Min	FG	FGA	Pct	3FG	3A	Pct	FT	FTA	Pct	O	D	Tot	Avg	PF	FO	A	TO	Blk	Stl	Pts	Avg
MISSISSIPPI VALLEY	11/25/20	*	24	3	12	.250	1	6	.167	9	10	.900	2	1	3	3.0	3	0	2	0	0	3	16	16.0
NORTH TEXAS	11/28/20	*	29	2	9	.222	1	4	.250	6	6	1.000	1	1	2	2.5	1	0	1	1	1	3	11	13.5
UT ARLINGTON	12/02/20	*	32	7	12	.583	2	3	.667	8	10	.800	3	6	9	4.7	3	0	1	2	0	0	24	17.0
Totals			85	12	33	.364	4	13	.308	23	26	.885	6	8	14	4.7	7	0	4	3	1	6	51	17.0

PERSONAL BESTS

POINTS	Season: 24	vs UT Arlington (12/02/20)
SEC:		
FG MADE	Season: 7	vs UT Arlington (12/02/20)
SEC:		
FG ATTEMPTED	Season: 12 (2x)	last vs UT Arlington (12/02/20)
SEC:		
3-POINT FG MADE	Season: 2	vs UT Arlington (12/02/20)
SEC:		
3-PT FG ATTEMPTS	Season: 6	vs Mississippi Valley State (11/25/20)
SEC:		
FT MADE	Season: 9	vs Mississippi Valley State (11/25/20)
SEC:		
FT ATTEMPTED	Season: 10 (2x)	last vs UT Arlington (12/02/20)
SEC:		
REBOUNDS	Season: 9	vs UT Arlington (12/02/20)
SEC:		
ASSISTS	Season: 2	vs Mississippi Valley State (11/25/20)
SEC:		
STEALS	Season: 3 (2x)	last vs North Texas (11/28/20)
SEC:		
BLOCKED SHOTS	Season: 1	vs North Texas (11/28/20)
SEC:		
MINUTES	Season: 31:43	vs UT Arlington (12/02/20)
SEC:		

MOSES MOODY CAREER STATISTICS

Year	GP	GS	Min	Avg	FG	FGA	Pct	3FG	3FGA	Pct	FT	FTA	Pct	Off	Def	Tot	Avg	PF	FO	Ast	TO	Blk	Stl	Pts	Avg
2020-21	3	3	85	28.3	12	33	.364	4	13	.308	23	26	.885	6	8	14	4.7	7	0	4	3	1	6	51	17.0



JAYLIN WILLIAMS

Fr. | F | 6-10 | 245

Fort Smith, Ark. | Northside HS

10

@Jay_MWilliams_

@thejaylinwilliams_

• Has taken three of the team's five charges this season, including two versus UT Arlington.

2020-21 HIGHLIGHTS

• Had a game-high 10 rebounds, including eight defensively ... Just missed a double-double, scoring nine points (2-5 FG • 2-4 3PT)

- Born June 29, 2002 in Fort Smith
- Consensus 4-star ... 2020 Gatorade Arkansas Player of the Year ... Top state prospect by 247
- Among incoming Frosh: Rated 56th by Rivals, 85th by 247Sports and 91st by ESPN
- If he could play with any former Razorback it would be Patrick Beverley or Corliss Williamson

• Led his team in Rebs1
• CAREER: Double-figure Pts:.....-
Double-figure Rebs:.....1
20-pt gms:.....4
Gms with a 3PT Made.1

JAYLIN WILLIAMS 2020-21 GAME STATS

Opponent	Date	GS	Min	FG	FGA	Pct	3FG	3A	Pct	FT	FTA	Pct	O	D	Tot	Avg	PF	FO	A	TO	Blk	Stl	Pts	Avg
MISSISSIPPI VALLEY	11/25/20		20	3	5	.600	2	4	.500	1	1	1.000	2	8	10	10.0	0	0	1	1	0	0	9	9.0
NORTH TEXAS	1/28/20	DNP																						
UT ARLINGTON	12/02/20		12	0	0	.000	0	0	.000	0	0	.000	1	2	3	6.5	0	0	0	1	1	1	0	4.5
Totals		0	32	3	5	.600	2	4	.500	1	1	1.000	3	10	13	6.5	0	0	1	2	1	1	9	4.5

PERSONAL BESTS

POINTS	Season: 9	vs Mississippi Valley State (11/25/20)
SEC:		
FG MADE	Season: 3	vs Mississippi Valley State (11/25/20)
SEC:		
FG ATTEMPTED	Season: 5	vs Mississippi Valley State (11/25/20)
SEC:		
3-POINT FG MADE	Season: 2	vs Mississippi Valley State (11/25/20)
SEC:		
3-PT FG ATTEMPTS	Season: 4	vs Mississippi Valley State (11/25/20)
SEC:		
FT MADE	Season: 1	vs Mississippi Valley State (11/25/20)
SEC:		
FT ATTEMPTED	Season: 1	vs Mississippi Valley State (11/25/20)
SEC:		
REBOUNDS	Season: 10	vs Mississippi Valley State (11/25/20)
SEC:		
ASSISTS	Season: 1	vs Mississippi Valley State (11/25/20)
SEC:		
STEALS	Season: -	vs Mississippi Valley State (11/25/20)
SEC:		
BLOCKED SHOTS	Season: -	
SEC:		
MINUTES	Season: 20:18	vs Mississippi Valley State (11/25/20)
SEC:		

JAYLIN WILLIAMS CAREER STATISTICS

Year	GP	GS	Min	Avg	FG	FGA	Pct	3FG	3FGA	Pct	FT	FTA	Pct	Off	Def	Tot	Avg	PF	FO	Ast	TO	Blk	Stl	Pts	Avg
2020-21	2	0	32	16.0	3	5	.600	2	4	.500	1	1	1.000	3	10	13	6.5	0	0	1	2	1	1	9	4.5



JALEN TATE

Gr.Sr. | 6 | 6-6 | 175

Pickerington, Ohio | Northern Kentucky



11

@jtate_the_great

@jalen_tate11

- Born June 18, 1998 in Toledo, Ohio
- Parents: Jermaine and Jenice Tate
- Graduated from Northern Kentucky - Spring of 2020 - B.A. in organizational leadership
- Pursuing his master's in adult and lifelong learning at the University of Arkansas
- If he could play with any former Razorback it would be Patrick Beverley.

- Rated the 5th-best Graduate Transfer in the Nation by NBCSports.com — 8th-best by 247Sports.com — 10th-best by CBSSports.com and Stadium.com — 15th-best by ESPN.com.
- Scored 950 points at NKU and finished in the NKU top 20 for career assists (285), steals (129) and blocked shots (53) ... Horizon League Defensive Player of the Year (2020) — 3x Horizon League All-Defensive Team (2018, 2019, 2020) — All-Horizon League Third Team (2020) — Horizon League Tournament MVP (2020) — 2x Horizon League All-Tournament Team (2019, 2020) — Horizon League All-Freshman Team (2018).

- Leads the team in assists (12) and is 4th in the SEC in assists (4.0 avg.)

2020-21 HIGHLIGHTS:

- Only played 17 minutes in the opener, but had 12 points, 6 assists, five rebounds and a steal.
- Scored just two points versus North Texas, but was praised by Coach Muss for his play in the win ... Namely, shutdown reigning C-USA Player of the Year Javiion Hamlet to just 1-of-4 shooting from the field (0-0 from 3-point range) in 30 minutes.
- Had a solid stat line with 14 points, six rebounds, four assist, a steal and a blocked shot ... Also had the team's best plus/minus at +17.

DOUBLE-DOUBLES (2)

SOPHOMORE	(1)
01/26/19 • MILWAUKEE	13 pts 10 reb
JUNIOR	(1)
01/31/20 • at Green Bay	17 pts 12 reb

- 22 pts to 1,000
- 43 rebs to 400
- 3 assists to 300
- Has led his team in Pts.....12x
- Has led his team in Rbs6x
- CAREER: Double-figure Pts:.....48
- 20-pt gms: 6
- Gms with 5+ Assists:.....22
- Gms with 3+ Steals:11

PERSONAL BESTS

POINTS	
Season: 14	vs UT Arlington (12/02/20)
Career: 31	vs IUPUI (02/14/20)
SEC:	

FG MADE	
Season: 6	vs UT Arlington (12/02/20)
Career: 11	at Green Bay (02/14/20)
SEC:	

FG ATTEMPTED	
Season: 12	vs UT Arlington (12/02/20)
Career: 19	at Green Bay (02/14/20)
SEC:	

3-PT FG MADE	
Season: 2	vs Mississippi Valley State (11/25/20)
Career: 4	at Green Bay (02/14/20)
SEC:	

3-PT FG ATT	
Season: 3	vs Mississippi Valley State (11/25/20)
Career: 5	at Green Bay (02/14/20)
SEC:	

FT MADE	
Season: 2	vs Mississippi Valley State (11/25/20)
Career: 10	vs Green Bay (03/09/20)
SEC:	

FT ATTEMPTED	
Season: 3	vs Mississippi Valley State (11/25/20)
Career: 15	vs Green Bay (03/09/20)
SEC:	

REBOUNDS	
Season: 6	vs UT Arlington (12/02/20)
Career: 12	at Green Bay (01/31/20)
SEC:	

ASSISTS	
Season: 6	vs Mississippi Valley State (11/25/20)
Career: 10	vs Detroit Mercy (03/06/19)
SEC:	

STEALS	
Season: 1 (3x)	last vs UT Arlington (12/02/20)
Career: 6	vs IUPUI (02/14/20)
SEC:	

BLOCKED SHOTS	
Season: 1	vs UT Arlington (12/02/20)
Career: 3 (3x)	last at Detroit Mercy (01/05/19)
SEC:	

MINUTES	
Season: 32:53	vs North Texas (11/28/20)
Career: 36 (3x)	last vs Texas Tech (03/22/19)
SEC:	

JALEN TATE 2020-21 GAME STATS

Opponent	Date	GS	Min	FG	FGA	Pct	3FG	3A	Pct	FT	FTA	Pct	O	D	Tot	Avg	PF	FO	A	TO	Blk	Stl	Pts	Avg
MISSISSIPPI VALLEY	11/25/20	*	17	4	7	.571	2	3	.667	2	3	.667	1	4	5	5.0	3	0	6	2	0	1	12	12.0
NORTH TEXAS	11/28/20	*	26	1	5	.200	0	0	.000	0	0	.000	2	2	4	4.5	4	0	2	3	0	1	2	7.0
UT ARLINGTON	12/02/20	*	33	6	12	.500	1	3	.333	1	1	1.000	3	3	6	5.0	2	0	4	1	1	1	14	9.3
Totals		3	76	11	24	.458	3	6	.500	3	4	.750	6	9	15	5.0	9	0	12	6	1	3	28	9.3

* - Granted medical redshirt in 2016-17 due to injury

JALEN TATE CAREER STATISTICS

Year	GP	GS	Min	Avg	FG	FGA	Pct	3FG	3FGA	Pct	FT	FTA	Pct	Off	Def	Tot	Avg	PF	FO	Asst	TO	Blk	Stl	Pts	Avg
2016-17 (NKU)*	8	8	150	18.8	14	34	.418	1	10	.100	8	24	.333	8	12	16	2.0	24	1	13	10	2	7	37	4.6
2017-18 (NKU)	32	31	731	22.8	71	151	.470	6	28	.214	35	55	.634	9	63	72	2.3	102	3	65	37	19	44	183	5.7
2018-19 (NKU)	31	23	837	27.0	159	295	.539	24	59	.407	83	136	.610	30	106	136	4.4	92	1	128	76	21	37	425	13.7
2019-20 (NKU)	22	20	666	30.3	112	231	.485	8	44	.182	73	108	.676	34	84	118	5.4	66	1	79	60	11	41	305	13.9
2020-21 (ARK)	3	3	76	25.3	11	24	.458	3	6	.500	3	4	.750	6	9	15	5.0	9	0	12	6	1	3	28	9.3
TOTAL	96	85	2460	25.6	367	735	.499	42	147	.286	202	327	.618	83	274	357	3.7	293	6	297	189	54	132	978	10.2



KHALEN "KK" ROBINSON

Fr. | 6 | 6-0 | 175

Little Rock, Ark. | Oak Hill Academy

12

@onekrob2

@khal2n

2020-21 HIGHLIGHTS

- Scored 15 in collegiate debut (5-8 FG • 3-5 3PT) with three assists, three rebounds and a steal.

- Born Aug. 7, 2001 in Little Rock
- Parents: Kelvin and Rheagan Robinson
- Consensus 4-star ... 3x first team All-State (2x in Ark. and once in Va.)
- Among incoming Frosh: Rated 36th by 247Sports, 62nd by Rivals and 79th by ESPN
- If he could play with any former Razorback it would be Daniel Gafford

CAREER: Double-figure Pts:.....1
20-pt gms:.....-
Gms with a 3PT FG:.....2
Gms with 3+ 3PT FG:.....1
Gms with 3+ Assists:.....1

KHALEN ROBINSON 2020-21 GAME STATS


Opponent	Date	GS	Min	FG	FGA	Pct	3FG	3A	Pct	FT	FTA	Pct	O	D	Tot	Avg	PF	FO	A	TO	Blk	Stl	Pts	Avg
MISSISSIPPI VALLEY	11/25/20		18	5	8	.625	3	5	.600	2	2	1.000	0	2	2	2.0	0	0	3	1	0	1	15	15.0
NORTH TEXAS	11/28/20		6	0	1	.000	0	1	.000	2	2	1.000	0	0	0	1.0	1	0	0	0	0	0	2	8.5
UT ARLINGTON	12/02/20		13	1	1	1.000	1	1	1.000	0	0	.000	0	0	0	0.7	5	1	1	0	0	0	3	6.7
Totals		0	37	6	10	.600	4	7	.571	4	4	1.000	0	2	2	0.7	6	1	4	1	0	1	20	6.7

PERSONAL BESTS

POINTS	Season: 15	vs Mississippi Valley State (11/25/20)
SEC:		
FG MADE	Season: 5	vs Mississippi Valley State (11/25/20)
SEC:		
FG ATTEMPTED	Season: 8	vs Mississippi Valley State (11/25/20)
SEC:		
3-POINT FG MADE	Season: 3	vs Mississippi Valley State (11/25/20)
SEC:		
3-PT FG ATTEMPTS	Season: 5	vs Mississippi Valley State (11/25/20)
SEC:		
FT MADE	Season: 2 (2x)	vs North Texas (11/28/20)
SEC:		
FT ATTEMPTED	Season: 2 (2x)	vs North Texas (11/28/20)
SEC:		
REBOUNDS	Season: 3	vs Mississippi Valley State (11/25/20)
SEC:		
ASSISTS	Season: 3	vs Mississippi Valley State (11/25/20)
SEC:		
STEALS	Season: 1	vs Mississippi Valley State (11/25/20)
SEC:		
BLOCKED SHOTS	Season: -	
SEC:		
MINUTES	Season: 18:23	vs Mississippi Valley State (11/25/20)
SEC:		

KHALEN ROBINSON CAREER STATISTICS

Year	GP	GS	Min	Avg	FG	FGA	Pct	3FG	3FGA	Pct	FT	FTA	Pct	Off	Def	Tot	Avg	PF	FO	Ast	TO	Blk	Stl	Pts	Avg
2020-21	3	0	37	12.3	6	10	.600	4	7	.571	4	4	1.000	0	2	2	0.7	6	1	4	1	0	1	20	6.7



ABAYOMI "BAYBE" IYIOLA

R-Jr. | F | 6-9 | 230

Atlanta, Ga. | Stetson Univ.

22



@abosticall

baybe_iyiola

- Had knee (right) surgery in the summer ... Is slated to begin practicing with the team in January.
- Played two seasons at Stetson University, transferring to Arkansas for the 2019-20 season ... Originally from Nigeria but played all four years of high school at Greenforest Academy ... Led the Hatters in both scoring (10.8 avg.) and rebounding (7.6 avg.) in 2018-19 and was named to the 2018 ASUN All-Freshman team.

- Born: Jan. 20, 1998 in Ibadan, Nigeria
- Parents: Son of Lasisi and Alirat Iyiola
- Pronounced **ah-BAH-yum-Mee EE-EE-oh-la ... Goes by Baybe (pronounced Bay-bey)**
- In 2 yrs at Stetson, led the Hatters in scoring 10x and rebounding 38x
- Member of SAAC ... Had knee surgery in summer of 2020 and will be out until Jan. 2021

- 66 rebs to 400
- Has led his team in pts 10x & rbs 38x
- CAREER: Double-figure Pts:.....33
- 20-pt gms:.....3
- Double-figure Rebs:14
- Gms with 3+ Blks:3

DOUBLE-DOUBLES (12)

SOPHOMORE				(8)
11/11/18	• at Missouri State	14 pts	11 reb	
11/23/18	• VMI	^ 12 pts	13 reb	
11/26/18	• at Bethune-Cookman	^ 16 pts	10 reb	
12/05/18	• Western Illinois	22 pts	11 reb	
01/27/19	• Lipscomb	12 pts	10 reb	
02/02/19	• Kennesaw State	^ 15 pts	11 reb	
02/05/19	• at Liberty	^ 16 pts	12 reb	
02/26/19	• at North Florida	16 pts	13 reb	
^ - back-to-back games				

FRESHMAN				(4)
11/10/17	• Webber International	21 pts	13 reb	
01/13/18	• USC Upstate	12 pts	11 reb	
02/10/18	• at NJIT	12 pts	11 reb	
02/26/18	• at Lipscomb	18 pts	10 reb	

ABAYOMI IYIOLA 2020-21 GAME STATS																	
Opponent	Date	GS	Min	FG	FGA	Pct	3FG	3A	Pct	FT	FTA	Pct	O	D	Tot	Avg	Pts
MISSISSIPPI VALLEY	11/25/20	DNP-INJ															
NORTH TEXAS	1/28/20	DNP-INJ															
UT ARLINGTON	12/02/20	DNP-INJ															
Totals																	

PERSONAL BESTS

POINTS

Season:
Career: 40 vs Florida Memorial (11/21/18)
SEC:

FG MADE

Season:
Career: 16 vs Florida Memorial (11/21/18)
SEC:

FG ATTEMPTED

Season:
Career: 23 at NC State (12/22/17)
SEC:

3-POINT FG MADE

Season:
Career: 5 (6x) last vs FGCU (03/01/19)
SEC:

3-PT FG ATTEMPTS

Season:
Career: 14 vs FGCU (03/01/19)
SEC:

FT MADE

Season:
Career: 6 (5x) last at North Florida (01/24/19)
SEC:

FT ATTEMPTED

Season:
Career: 9 vs Bethune-Cookman (11/30/17)
SEC:

REBOUNDS

Season:
Career: 14 vs Stetson (01/30/19)
SEC:

ASSISTS

Season:
Career: 10 at Kennesaw State (01/09/19)
SEC:

STEALS

Season:
Career: 5 (2x) at FGCU (02/02/19)
SEC:

BLOCKED SHOTS

Season:
Career: 3 (3x) last vs North Florida (02/20/19)
SEC:

MINUTES

Season:
Career: 46 vs Gardner-Webb (11/26/17)
SEC:

ABAYOMI IYIOLA CAREER STATISTICS

Year	GP	GS	Min	Avg	FG	FGA	Pct	3FG	3FGA	Pct	FT	FTA	Pct	Off	Def	Tot	Avg	PF	FO	Ast	TO	Blk	Stl	Pts	Avg
2017-18 (STET)	32	8	616	19.3	139	268	.519	0	3	.000	44	65	.677	77	122	199	6.2	97	3	5	35	21	16	322	10.1
2018-19 (STET)	31	31	709	22.9	135	279	.484	1	8	.125	63	86	.733	85	150	235	7.6	88	3	14	40	37	30	334	10.8
2019-20 - REDSHIRTED																									
2020-21 (ARK)																									
TOTAL	63	39	1325	21.0	274	547	.501	1	11	.091	107	151	.709	162	272	434	6.9	185	6	19	75	58	46	656	10.4



CONNOR VANOVER

R-So. | F | 7-3 | 247

Little Rock, Ark. | California



@Vanover_Connor



@cv_23

23

- Born: June 23, 1999 in Little Rock
- Parents: Chris and Robyn Vanover
- Mother played for UA women's basketball (1986-89) and led team in blocked shots 3x
- Has two older brothers, twins Brandon (7-0) and Justin (7-1)
- Rated the 44th-best "Sit-Out" Transfer in the Nation by ESPN.com

- **Rated the 44th-best "Sit-Out" Transfer in the Nation by ESPN.com for the 2020-21 season.**
- Played one season at Cal ... Finished freshman season strong, averaged 12.8 points and 5.0 rebounds over his final 10 games ... Included in the 10-game span was a career-high 24 points versus Stanford and eight boards against Southern California ... Led the team with 35 blocked shots and shot 35.5 percent from 3-point range (27-of-76).
- 9th in the NCAA in blocked shots (3.67 avg.) • 2nd in the SEC in defensive rebounds (6.67)
- 27th in the NCAA / 2nd in the SEC in field goal pct (.762) ... Leads the team in 3PT% (.667 — 6-of-9).

2020-21 HIGHLIGHTS:

- Had a game-high 23 points — one shy of his career high — and tied a then career-high with eight rebounds ... Drained 4-of-5 from 3-point range and added three blocked shots ... 23 pts ties for 3rd-best production by a Razorback in his debut since 1980.
- Only scored six points, but had a **career-high 16 rebounds** and **tied his career-high with six blocked shots** ... Only Razorback on record to have as many as 16 rebounds and six blocked shots in a game ... Only SEC player to have 16 and 6 since in a game since Kentucky's Anthony Davis had 16 and 6 (ironically with just six points too) in the 2012 national championship game.
- Scored 12 points in just 12 minutes versus UT Arlington, making 5-of-6 shots, including 2-of-3 from 3-point range ... Added two blocked shots.

- **Led his team in pts2x**
- **Led his team in rebs4x**
- **CAREER: Double-figure Pts:11**
Double-figure rebs:1
20-pt gms:2
Gms with a 3 PT FG:17
Gms with 3+ 3PT FG:2
Gms with 3+ Blks:7

CONNOR VANOVER 2020-21 GAME STATS																			
Opponent	Date	GS	Min	FG	FGA	Pct	3FG	3A	Pct	FT	FTA	Pct	O	D	Tot	Avg	PF	FO	A
MISSISSIPPI VALLEY	11/25/20		19	8	11	.727	4	5	.800	3	3	1.000	3	5	8	8.0	0	0	0
NORTH TEXAS	11/28/20	*	34	3	4	.750	0	1	.000	0	0	.000	2	14	16	12.0	2	0	2
UT ARLINGTON	12/02/20	*	12	5	6	.833	2	3	.667	0	0	.000	1	1	2	8.7	1	0	0
Totals		2	65	16	21	.762	6	9	.667	3	3	1.000	6	20	26	8.7	3	0	2

PERSONAL BESTS

POINTS

Season: 23 vs Mississippi Valley State (11/25/20)
 Career: 24 at Stanford (03/07/19)
 SEC:

FG MADE

Season: 8 vs Mississippi Valley State (11/25/20)
 Career: 9 at Stanford (03/07/19)
 SEC:

FG ATTEMPTED

Season: 11 vs Mississippi Valley State (11/25/20)
 Career: 15 vs Washington (02/28/19)
 SEC:

3-POINT FG MADE

Season: 4 vs Mississippi Valley State (11/25/20)
 Career: 5 at Stanford (03/07/19)
 SEC:

3-PT FG ATTEMPTS

Season: 5 vs Mississippi Valley State (11/25/20)
 Career: 7 (2x) last vs Colorado (03/13/19)
 SEC:

FT MADE

Season: 3 vs Mississippi Valley State (11/25/20)
 Career: 3 (2x) last vs Miss Valley State (11/25/20)
 SEC:

FT ATTEMPTED

Season: 3 vs Mississippi Valley State (11/25/20)
 Career: 4 (2x) last vs UCLA (02/13/19)
 SEC:

REBOUNDS

Season: 16 vs North Texas (11/28/20)
 Career: 16 vs North Texas (11/28/20)
 SEC:

ASSISTS

Season: 2 vs North Texas (11/28/20)
 Career: 2 (2x) last vs North Texas (11/28/20)
 SEC:

STEALS

Season: -
 Career: 2 vs Arizona (01/12/19)
 SEC:

BLOCKED SHOTS

Season: 6 vs North Texas (11/28/20)
 Career: 6 (2x) last vs North Texas (11/28/20)
 SEC:

MINUTES

Season: 34:05 vs North Texas (11/28/20)
 Career: 34:05 vs North Texas (11/28/20)
 SEC:

CONNOR VANOVER CAREER STATISTICS

Year	GP	GS	Min	Avg	FG	FGA	Pct	3FG	3FGA	Pct	FT	FTA	Pct	Off	Def	Tot	Avg	PF	FO	Asst	TO	Blk	Stl	Pts	Avg
2018-19 (CAL)	28	15	491	17.5	83	177	.469	27	76	.355	16	24	.667	21	62	83	3.0	38	2	5	18	35	7	209	7.5
2019-20 - REDSHIRTED																									
2020-21 (ARK)	3	2	65	21.7	16	21	.762	6	9	.667	3	3	1.000	6	20	26	8.7	3	0	2	2	11	1	41	13.7
TOTAL	31	17	556	17.9	99	198	.500	33	85	.388	19	27	.704	27	82	109	3.5	41	2	7	20	46	8	250	8.1



ETHAN HENDERSON

Jr. | F | 6-8 | 210

Little Rock, Ark. | Parkview Magnet HS

24

@kvng44

@kvng44

• Even though he didn't see playing time versus North Texas, won the team's "Team-Player of the Game" for his energy on the bench.

- Born: Feb. 14, 2000 in Little Rock
- His ultimate pick-up game would be his team (with Kobe, LeBron, Shaq & Kyrie) vs. Stephen, Magic, Stockton, The Admiral & Kareem.
- If he could play with any former Razorback it would be Scottie Thurman.

Parents: Eric and Eileen Henderson

• **Led Razorbacks in rebs.....2x**
• **CAREER: Double-figure Pts:.....1**

ETHAN HENDERSON 2020-21 GAME STATS

Opponent	Date	GS	Min	FG	FGA	Pct	3FG	3A	Pct	FT	FTA	Pct	O	D	Tot	Avg	PF	FO	A	TO	Blk	Stl	Pts	Avg
MISSISSIPPI VALLEY	11/25/20		7	1	1	1.000	0	0	.000	0	0	.000	2	1	3	3.0	1	0	0	0	1	0	2	2.0
NORTH TEXAS	1/28/20	DNP																						
UT ARLINGTON	12/02/20	DNP																						
Totals		0	7	1	1	1.000	0	0	.000	0	0	.000	2	1	3	3.0	1	0	0	0	1	0	2	2.0

PERSONAL BESTS

POINTS

Season: 2 vs Mississippi Valley State (11/25/20)
Career: 10 vs LSU (03/04/20)
SEC: 10 vs LSU (03/04/20)

FG MADE

Season: 1 vs Mississippi Valley State (11/25/20)
Career: 3 (3x) last vs LSU (03/04/20)
SEC: 3 (2x) last vs LSU (03/04/20)

FG ATTEMPTED

Season: 1 vs Mississippi Valley State (11/25/20)
Career: 6 at Providence (03/19/19)
SEC: 4 at Florida (02/18/20)

3-POINT FG MADE

Career: ---

3-PT FG ATTEMPTS

Career: ---

FT MADE

Season: -
Career: 4 vs LSU (03/04/20)
SEC: 4 vs LSU (03/04/20)

FT ATTEMPTED

Season: -
Career: 9 vs LSU (03/04/20)
SEC: 9 vs LSU (03/04/20)

REBOUNDS

Season: 3 vs Mississippi Valley State (11/25/20)
Career: 9 vs Tennessee (02/26/20)
SEC: 9 vs Tennessee (02/26/20)

ASSISTS

Season: -
Career: 2 at Texas A&M (03/07/20)
SEC: 2 at Texas A&M (03/07/20)

STEALS

Season: -
Career: 2 at Tennessee (01/15/19)
SEC: 2 at Tennessee (01/15/19)

BLOCKED SHOTS

Season: 1 vs Mississippi Valley State (11/25/20)
Career: 4 at Texas A&M (03/07/20)
SEC: 4 at Texas A&M (03/07/20)

MINUTES

Season: 7:10 vs Mississippi Valley State (11/25/20)
Career: 29:53 vs Tennessee (02/26/20)
SEC: 29:53 vs Tennessee (02/26/20)

ETHAN HENDERSON CAREER STATISTICS

Year	GP	GS	Min	Avg	FG	FGA	Pct	3FG	3FGA	Pct	FT	FTA	Pct	Off	Def	Tot	Avg	PF	FO	Ass	TO	Blk	Stl	Pts	Avg
2018-19	12	0	51	4.3	5	10	.500	0	0	.000	1	3	.333	3	9	12	1.0	6	0	1	3	2	3	11	0.9
2019-20	20	6	184	9.2	12	21	.571	0	0	.000	7	17	.412	16	30	46	2.3	32	1	4	2	16	4	31	1.6
2020-21	1	0	7	7.0	1	1	1.000	0	0	.000	0	0	.000	2	1	3	3.0	1	0	0	0	1	0	2	2.0
TOTAL	33	6	242	7.3	18	32	.563	0	0	.000	8	20	.400	21	40	61	1.8	39	1	5	5	19	7	44	1.3

ARKANSAS RAZORBACKS

2020-21 COMBINED REPORT

RECORD:	OVERALL	HOME	AWAY	NEUTRAL
ALL GAMES	3-0	3-0	0-0	0-0
CONFERENCE	0-0	0-0	0-0	0-0
NON-CONFERENCE	3-0	3-0	0-0	0-0

##	Player	GPGS	Min	Avg	• TOTAL •			• 3-PTS •			• REBOUNDS •			PFFO							Pts Avg					
					FG	FGA	Pct	3FG	FGA	Pct	FT	FTA	Pct										Off	Def	Tot	Avg
5	Moses Moody	3	3	85	28.3	12	33	.364	4	13	.308	23	26	.885	6	8	14	4.7	7	0	4	3	1	6	51	17.0
0	Justin Smith	3	3	91	30.3	17	37	.459	2	5	.400	6	13	.462	12	7	19	6.3	5	0	5	4	1	7	42	14.0
23	Connor Vanover	3	2	65	21.7	16	21	.762	6	9	.667	3	3	1.000	6	20	26	8.7	3	0	2	2	11	1	41	13.7
3	Desi Sills	3	3	86	28.7	13	23	.565	3	9	.333	7	11	.636	2	6	8	2.7	4	0	5	6	0	8	36	12.0
1	JD Notae	3	0	60	20.0	10	26	.385	5	16	.313	9	14	.643	4	9	13	4.3	6	0	11	5	0	1	34	11.3
11	Jalen Tate	3	3	76	25.3	11	24	.458	3	6	.500	3	4	.750	6	9	15	5.0	9	0	12	6	1	3	28	9.3
12	Khalen Robinson	3	0	37	12.3	6	10	.600	4	7	.571	4	4	1.000	0	2	2	0.7	6	1	4	1	0	1	20	6.7
2	Vance Jackson Jr.	3	1	44	14.7	5	16	.313	4	11	.364	1	1	1.000	3	9	12	4.0	0	0	1	4	0	0	15	5.0
10	Jaylin Williams	2	0	32	16.0	3	5	.600	2	4	.500	1	1	1.000	3	10	13	6.5	0	0	1	2	1	1	9	4.5
4	Davonte Davis	1	0	12	12.0	2	5	.400	0	1	.000	1	1	1.000	1	2	3	3.0	1	0	2	1	0	0	5	5.0
24	Ethan Henderson	1	0	7	7.0	1	1	1.000	0	0	.000	0	0	.000	2	1	3	3.0	1	0	0	0	1	0	2	2.0
13	Emeka Obukwelu	1	0	3	3.0	0	1	.000	0	1	.000	0	0	.000	0	1	1	1.0	0	0	1	0	0	0	0	0.0
33	Bryson Morehead	1	0	1	1.0	0	1	.000	0	1	.000	0	0	.000	0	0	0	0.0	0	0	0	0	0	0	0	0.0
14	Brandon Kimble	1	0	1	1.0	0	0	.000	0	0	.000	0	0	.000	0	1	1	1.0	0	0	0	0	0	0	0	0.0
TEAM.....														4	7	11	3.7	0		0					0	
ARKANSAS.....		3				96	203	.473	33	83	.398	58	78	.744	49	92	141	47.0	42	1	48	34	16	28	283	94.3
Opponents.....		3				65	184	.353	22	71	.310	24	35	.686	31	68	99	33.0	61	-	29	50	11	15	176	58.7

Team Statistics	ARK	OPP
SCORING	283	176
Points per game	94.3	58.7
Scoring margin	+35.7	-
FIELD GOALS-ATT	96-203	65-184
Field goal pct	.473	.353
3 POINT FG-ATT	33-83	22-71
3-point FG pct	.398	.310
3-pt FG made per game	11.0	7.3
FREE THROWS-ATT	58-78	24-35
Free throw pct	.744	.686
F-Throws made per game	19.3	8.0
REBOUNDS	141	99
Rebounds per game	47.0	33.0
Rebounding margin	+14.0	-
ASSISTS	48	29
Assists per game	16.0	9.7
TURNOVERS	34	50
Turnovers per game	11.3	16.7
Turnover margin	+5.3	-
Assist/turnover ratio	1.4	0.6
STEALS	28	15
Steals per game	9.3	5.0
BLOCKS	16	11
Blocks per game	5.3	3.7
ATTENDANCE	13200	0
Home games-Avg/Game	3-4400	0-0
Neutral site-Avg/Game	-	0-0

Date	Opponent	Result	Score	Attend
11/25/20	MISSISSIPPI VALLEY	W	142-62	4400 #
11/28/20	NORTH TEXAS	W	69-54	4400 #
12/02/20	UT ARLINGTON	W	72-60	4400 #

* = SEC game % = SEC/Big 12 Challenge
 ^ = SEC Tournament (Nashville, Tenn.)
 # = Sellout

SCORE BY PERIODS:	1st	2nd	OT	Total
Arkansas	143	140	-	283
Opponents	90	86	-	176

ARKANSAS RAZORBACKS

2020-21 SEASON RESULTS & LEADERS

RECORD:	OVERALL	HOME	AWAY	NEUTRAL
ALL GAMES	3-0	3-0	0-0	0-0
CONFERENCE	0-0	0-0	0-0	0-0
NON-CONFERENCE	3-0	3-0	0-0	0-0

DATE	TIME (CT)	OPPONENT	TV	RESULT	ATTEND	RECORD (SEC)	HIGH POINTS	HIGH REBOUNDS
11/25/20	6:30 pm	MISSISSIPPI VALLEY	SEC Network Plus	W 142-62	4400	1-0 --	(23)Connor Vanover	(10)Jaylin Williams
11/28/20	6:30 pm	NORTH TEXAS	SEC Network Plus	W 69-54	4400	2-0 --	(18)Justin Smith	(16)Connor Vanover
12/02/20	8:00 pm	UT ARLINGTON	SEC Network	W 72-60	4400	3-0 --	(24)Moses Moody	(9)Moses Moody (9)Justin Smith

Home Games in CAPS | * - Southeastern Conference game | % - Big 12/SEC Challenge | ^ - SEC Tournament (Nashville, Tenn. - Bridgestone Arena)

ATTENDANCE SUMMARY	GAMES	TOTALS	AVG/GAME
HOME	3	13200	4400
AWAY	0	0	0
NEUTRAL	0	0	0
TOTAL	3	13200	4400

ARKANSAS RAZORBACKS

2020-21 SEASON STATISTICS • ALL GAMES

RECORD:	OVERALL	HOME	AWAY	NEUTRAL
ALL GAMES	3-0	3-0	0-0	0-0
CONFERENCE	0-0	0-0	0-0	0-0
NON-CONFERENCE	3-0	3-0	0-0	0-0

##	Player	GP	GS	• TOTAL •			• 3-PTS •			• REBOUNDS •										Pts Avg	
				Min	Avg	FG FGA Pct	3FG FGA Pct	FT FTA Pct	Off Def Tot Avg	PFFO	A	TO	Blk	St							
5	Moses Moody	3	3	85	28.3	12 33 .364	4 13 .308	23 26 .885	6 8 14 4.7	7 0 4 3 1 6	51 17.0										
0	Justin Smith	3	3	91	30.3	17 37 .459	2 5 .400	6 13 .462	12 7 19 6.3	5 0 5 4 1 7	42 14.0										
23	Connor Vanover	3	2	65	21.7	16 21 .762	6 9 .667	3 3 1.000	6 20 26 8.7	3 0 2 2 11 1	41 13.7										
3	Desi Sills	3	3	86	28.7	13 23 .565	3 9 .333	7 11 .636	2 6 8 2.7	4 0 5 6 0 8	36 12.0										
1	JD Notae	3	0	60	20.0	10 26 .385	5 16 .313	9 14 .643	4 9 13 4.3	6 0 11 5 0 1	34 11.3										
11	Jalen Tate	3	3	76	25.3	11 24 .458	3 6 .500	3 4 .750	6 9 15 5.0	9 0 12 6 1 3	28 9.3										
12	Khalen Robinson	3	0	37	12.3	6 10 .600	4 7 .571	4 4 1.000	0 2 2 0.7	6 1 4 1 0 1	20 6.7										
2	Vance Jackson Jr.	3	1	44	14.7	5 16 .313	4 11 .364	1 1 1.000	3 9 12 4.0	0 0 1 4 0 0	15 5.0										
10	Jaylin Williams	2	0	32	16.0	3 5 .600	2 4 .500	1 1 1.000	3 10 13 6.5	0 0 1 2 1 1	9 4.5										
4	Davonte Davis	1	0	12	12.0	2 5 .400	0 1 .000	1 1 1.000	1 2 3 3.0	1 0 2 1 0 0	5 5.0										
24	Ethan Henderson	1	0	7	7.0	1 1 1.000	0 0 .000	0 0 .000	2 1 3 3.0	1 0 0 0 1 0	2 2.0										
13	Emeka Obukwelu	1	0	3	3.0	0 1 .000	0 1 .000	0 0 .000	0 1 1 1.0	0 0 1 0 0 0	0 0.0										
33	Bryson Morehead	1	0	1	1.0	0 1 .000	0 1 .000	0 0 .000	0 0 0 0.0	0 0 0 0 0 0	0 0.0										
14	Brandon Kimble	1	0	1	1.0	0 0 .000	0 0 .000	0 0 .000	0 1 1 1.0	0 0 0 0 0 0	0 0.0										
TEAM.....									4 7 11 3.7	0		0				0					
ARKANSAS.....		3				96 203 .473	33 83 .398	58 78 .744	49 92 141 47.0	42 1 48 34 16 28	283 94.3										
Opponents.....		3				65 184 .353	22 71 .310	24 35 .686	31 68 99 33.0	61 - 29 50 11 15	176 58.7										

SCORE BY PERIODS:	1st	2nd	Total
Arkansas	143	140	283
Opponents	90	86	176

DEADBALL REBOUNDS:	OFF	DEF	TOTAL
Arkansas	9	2	11
Opponents	5	1	6

2019-20 RAZORBACK GAME-BY-GAME STATISTICS

				• TOTAL •			• 3-PTRS •							• REBOUNDS •											
Opponent	Date	Score	W/L	FG	FGA	Pct	3FG	FGA	Pct	FT	FTA	Pct	Off	Def	Tot	Avg	PF	A	TO	Blk	Stl	Pts	Avg		
MISSISSIPPI VALLEY	11/25/20	142-62	W	48	86	.558	20	40	.500	26	33	.788	20	38	58	58.0	12	26	7	4	11	142	142.0		
NORTH TEXAS	11/28/20	69-54	W	23	55	.418	6	22	.273	17	26	.654	12	28	40	49.0	14	10	16	8	9	69	105.5		
UT ARLINGTON	12/02/20	72-60	W	25	62	.403	7	21	.333	15	19	.789	17	26	43	47.0	16	12	11	4	8	72	94.3		
Arkansas		283		96	203	.473	33	83	.398	58	78	.744	49	92	141	47.0	42	48	34	16	28	283	94.3		
Opponents		176		65	184	.353	22	71	.310	24	35	.686	31	68	99	33.0	61	29	50	11	15	176	58.7		

Games played: 3
 Points/game: 94.3
 FG Pct: 47.3
 3FG Pct: 39.8
 FT Pct: 74.4

Rebounds/game: 47.0
 Assists/game: 16.0
 Turnovers/game: 11.3
 Assist/turnover ratio: 1.4
 Steals/game: 9.3
 Blocks/game: 5.3

2019-20 OPPONENT GAME-BY-GAME STATISTICS

Opponent	Date	Score	W/L	• TOTAL •			• 3-PTRS •						• REBOUNDS •										
				FG	FGA	Pct	3FG	FGA	Pct	FT	FTA	Pct	Off	Def	Tot	Avg	PF	A	TO	Blk	Stl	Pts	Avg
MISSISSIPPI VALLEY	11/25/20	142-62	W	23	72	.319	13	39	.333	3	6	.500	11	22	33	33.0	26	12	21	6	3	62	62.0
NORTH TEXAS	11/28/20	69-54	W	21	58	.362	2	13	.154	10	13	.769	10	26	36	34.5	17	10	16	2	5	54	58.0
UT ARLINGTON	12/02/20	72-60	W	21	54	.389	7	19	.368	11	16	.688	10	20	30	33.0	18	7	13	3	7	60	58.7
Opponents		176		65	184	.353	22	71	.310	24	35	.686	31	68	99	33.0	61	29	50	11	15	176	58.7
Arkansas		283		96	203	.473	33	83	.398	58	78	.744	49	92	141	47.0	42	48	34	16	28	283	94.3

Games played: 3

Points/game: 58.7

FG Pct: 35.3

3FG Pct: 31.0

FT Pct: 68.6

Rebounds/game: 33.0

Assists/game: 9.7

Turnovers/game: 16.7

Assist/turnover ratio: 0.6

Steals/game: 5.0

Blocks/game: 3.7

2020-21 GAME-BY-GAME POINTS-ASSISTS-REBOUNDS

				0	1	2	3	4	5	10	11	12	13	14	22	23	24	33
Opponent	Date	Score	WL	Smith	Notae	Jackson	Sills	Davis	Moody	Williams	Tate	Robinson	Obukwelu	Kimble	Iyiola	Vanover	Henderson	Morehead
MVSU	11/25/20	142-62	W	13-4-2	13-5-7	15-7-0	19-2-2	5-3-2	16-3-2	9-10-1	12-5-6	15-2-3	0-1-1	0-1-0	DNP-Inj	23-8-0	2-3-0	0-0-0
UTA	11/28/20	69-54	W	18-6-1	16-6-3	0-0-0	14-3-1	DNP	11-2-1	DNP	2-4-2	2-0-0	DNP	DNP	DNP-Inj	6-16-2	DNP	DNP
UNT	12/02/20	72-60	W	11-9-2	5-2-1	0-5-1	3-3-2	DNP	24-9-1	0-3-0	14-6-4	3-0-1	DNP	DNP	DNP-Inj	12-2-0	DNP	DNP

2020-21 STARTING LINEUPS

[illegible]

ARKANSAS RAZORBACKS

2020-21 SPECIALTY STATS (ARKANSAS/OPPONENT)

Opponent	Pts in Paint	Pts Off TO	2nd Chance	Fast Break	Bench	Ties	Lead Chng	Ark Largest Lead	Best Ark Run	Opp Largest Lead	Best Opp Run	Ark Led	Opp Opp	Gm Tied
MISS VALLEY St	56 / 16	43 / 5	32 / 9	24 / 15	67 / 17	0	2	80 2:08 2nd	28-0	1 19:20 1st	8-0	37:56	1:54	0:10
NORTH TEXAS	26 / 34	20 / 11	14 / 4	14 / 12	18 / 18	3	0	20 16:11 2nd	10-0	- - -	9-0	36:51	0:00	3:09
UT ARLINGTON	28 / 14	20 / 10	21 / 6	11 / 4	8 / 18	4	2	21 13:05 2nd	13-0	3 17:25 1st	6-0	35:30	2:27	2:03

CHARGES DRAWN *(Arkansas career Only)*

Player	17-18	18-19	19-20	20-21	Career
Davis	-	-	-	0	0
Henderson	-	0	1	0	1
Iyiola	-	-	-	-	-
Jackson	-	-	-	1	1
Moody	-	-	-	0	0
Notae	-	-	-	0	0
Robinson	-	-	-	0	0
Sills	-	3	5	0	8
Smith	-	-	-	0	0
Tate	-	-	-	1	1
Vanover	-	-	-	0	0
Williams	-	-	-	3	3

DUNKS *(Arkansas career Only)*

Player	17-18	18-19	19-20	20-21	Career
Davis	-	-	-	0	0
Henderson	-	2	7	1	10
Iyiola	-	-	-	-	-
Jackson	-	-	-	0	0
Moody	-	-	-	2	2
Notae	-	-	-	0	0
Robinson	-	-	-	0	0
Sills	-	1	2	3	6
Smith	-	-	-	4	4
Tate	-	-	-	0	0
Vanover	-	-	-	3	3
Williams	-	-	-	0	0

ARKANSAS RAZORBACKS

202-210 GAME HIGHS IN...

Opponent	DATE	SCORE	RESULT	POINTS	REBOUNDS	ASSISTS	STEALS	BLOCKED SHOTS
MISSISSIPPI VALLEY	11/25/20	142-62	W	23-Connor Vanover	10-Jaylin Williams	7-JD Notae	3-Desi Sills Moses Moody Justin Smith	3-Connor Vanover
NORTH TEXAS	11/28/20	69-54	W	18-Justin Smith	16-Connor Vanover	3-JD Notae	3-Justin Smith Moses Moody	6-Connor Vanover
UT ARLINGTON	12/02/20	72-60	W	24-Moses Moody	9-Justin Smith Moses Moody	4-Jalen Tate	4-Desi Sills	2-Connor Vanover

LED TEAM IN POINTS (including ties)	LED TEAM IN REBS (including ties)	LED TEAM IN ASSISTS (including ties)	LED TEAM IN STEALS (including ties)	LED TEAM IN BLKS (including ties)
Moody 1	Moody 1	Notae 2	Moody 2	Vanover 3
Smith 1	Smith 1	Tate 1	Smith 2	
Vanover 1	Vanover 1		Sills 2	
	Williams 1			

GAME 1				62		Mississippi Valley State 30 32		62		142			
				62		ARKANSAS		61 81		142			
Nov. 26, 2020 • Fayetteville, Ark. • Bud Walton Arena													

Mississippi Valley 62 • 0-1

#	Player	Total		3-Ptr		Rebounds			PF	TP	A	TO	Blk	Stl	Min
		FG-FGA	FT-FTA	FG-FGA	FT-FTA	Off	Def	Tot							
13	Ronald Williams	f	0-1	0-0	0-0	1	3	4	5	0	0	2	0	0	11
00	Treyllan Smith	g	3-9	1-3	0-0	1	1	2	4	7	1	3	2	0	15
02	Kam'Ron Cunningham	g	5-17	3-9	0-2	1	1	2	1	13	2	5	0	0	37
03	Caleb Hunter	g	3-9	3-5	1-2	2	1	3	4	10	1	2	1	0	28
11	Terry Collins	g	6-18	3-12	0-0	1	1	2	2	15	3	6	1	2	36
01	Alexander Perry	g	2-7	1-4	2-2	1	4	5	2	7	3	1	1	0	26
10	Devin Gordon	g	4-9	2-6	0-0	2	2	4	4	10	0	1	0	0	23
21	Quairen Walden	g	0-1	0-0	0-0	1	1	2	1	0	1	0	1	1	9
23	Donalson Fanord	g	0-1	0-0	0-0	1	4	5	3	0	1	1	0	0	15
Team						0		4							
Totals		23-72		13-39		3-6			26	62	12	21	6	3	200
FG % 1st Half:		11-38		28.9%		2nd half:		12-34	35.3%		Game:		23-72		31.9%
3FG % 1st Half:		8-22		36.4%		2nd half:		5-17	29.4%		Game:		13-39		33.3%
FT % 1st Half:		0-1		0.0%		2nd half:		3-5	60.0%		Game:		3-6		50.0%
													Deadball		Rebounds
													1		

Arkansas 142 • 1-0

#	Player	Total		3-Ptr		Rebounds			PF	TP	A	TO	Blk	Stl	Min
		FG-FGA	FT-FTA	FG-FGA	FT-FTA	Off	Def	Tot							
00	Justin Smith	f	6-9	0-0	1-3	3	1	4	0	13	2	0	0	3	20
02	Vance Jackson Jr.	f	5-9	4-6	1-1	2	5	7	0	15	0	1	0	0	15
11	Jalen Tate	f	4-7	2-3	2-3	1	4	5	3	12	6	2	0	1	17
03	Desi Sills	g	8-10	2-3	1-1	1	1	2	0	19	2	0	0	3	19
05	Moses Moody	g	3-12	1-6	9-10	2	1	3	3	16	2	0	0	3	24
01	JD Notae	g	3-7	2-5	5-8	2	3	5	4	13	7	1	0	0	24
04	Davonte Davis	g	2-5	0-1	1-1	1	2	3	1	5	2	1	0	0	12
10	Jaylin Williams	g	3-5	2-4	1-1	2	8	10	0	9	1	1	0	0	20
12	Khalen Robinson	g	5-8	3-5	2-2	0	2	2	0	15	3	1	0	1	18
13	Emeka Obukwelu	g	0-1	0-1	0-0	0	1	1	0	0	1	0	0	0	3
14	Brandon Kimble	g	0-0	0-0	0-0	0	1	1	0	0	0	0	0	0	1
23	Connor Vanover	g	8-11	4-5	3-3	3	5	8	0	23	0	0	3	0	19
24	Ethan Henderson	g	1-1	0-0	0-2	1	1	2	1	2	0	0	1	0	7
33	Bryson Morehead	g	0-1	0-1	0-0	0	0	0	0	0	0	0	0	0	1
Team						1		3							
Totals		48-86		20-40		26-33			12	142	26	7	4	11	200
FG % 1st Half:		22-39		56.4%		2nd half:		26-47	55.3%		Game:		48-86		55.8%
3FG % 1st Half:		12-19		63.2%		2nd half:		8-21	38.1%		Game:		20-40		50.0%
FT % 1st Half:		5-10		50.0%		2nd half:		21-23	91.3%		Game:		26-33		78.8%
													Deadball		Rebounds
													3.2		

Officials: Michael Swaboda, Matt Jarman, K.B. Burdette Jr.
Technical fouls: Mississippi Valley-None. Arkansas-None.
Attendance: 4400

Score by periods	1st	2nd	Total
Mississippi Valley	30	32	62
Arkansas	61	81	142

	In	Off	2nd	Fast	Bench
Points	Paint	T/O	Chance	Break	
MVSU	16	5	9	15	17
ARK	56	43	32	24	67

Last FG - MVSU 2nd-01:37, ARK 2nd-01:03.
Largest lead - MVSU by 1 1st-19:20, ARK by 80 2nd-02:08.
MVSU led for 01:54, ARK led for 37:56. Game was tied for 00:10.

Score tied - 0 times.
Lead changed - 2 times.

GAME 3		60		Mississippi Valley State 33 27		60		72			
SEC ESPN NETWORK		60		ARKANSAS		44 28		72			

UT Arlington 60 • 1-3

#	Player	Total		3-Ptr		Rebounds			PF	TP	A	TO	Blk	Stl	Min
		FG-FGA	FT-FTA	FG-FGA	FT-FTA	Off	Def	Tot							
10	Fredelin De La Cruz	f	5-8	1-1	0-1	4	2	6	1	11	0	2	1	1	14
23	Patrick Mwamba	f	0-4	0-2	0-0	1	3	4	2	0	0	0	1	1	16
04	David Azore	g	2-4	1-1	0-0	0	1	1	3	5	0	1	0	1	16
13	Shahada Wells	g	6-11	3-4	2-4	1	2	3	2	17	3	3	0	1	28
20	Nicolas Elame	g	4-14	0-1	1-2	0	0	0	1	9	3	2	0	1	33
01	Sam Griffin	g	2-5	0-2	4-4	0	2	2	0	8	0	1	0	1	18
02	Jordan Phillips	g	1-1	1-1	0-0	0	0	0	2	3	1	1	0	1	11
03	Carson Bischoff	g	1-4	1-4	0-0	0	2	2	1	3	0	0	0	0	12
05	Brandyn Talbot	g	0-2	0-2	0-1	0	1	1	1	0	0	0	0	0	9
12	Lazaro Rojas	g	0-0	0-0	2-2	0	1	1	2	2	0	0	0	0	8
14	Davis Steelman	g	0-0	0-0	0-0	1	2	3	1	0	0	0	0	0	7
21	Tre Jones	g	0-0	0-0	0-0	0	1	1	1	0	0	1	1	0	11
33	McKade Marquis	g	0-0	0-0	0-0	0	0	0	0	0	0	0	0	0	1
35	Grayson Carter	g	0-1	0-1	2-2	2	0	2	1	2	0	1	0	0	16
Team						1		3							
Totals		21-54		7-19		11-16			18	60	7	13	3	7	200
FG % 1st Half:		12-31		38.7%		2nd half:		9-23	39.1%		Game:		21-54		38.9%
3FG % 1st Half:		3-9		33.3%		2nd half:		4-10	40.0%		Game:		7-19		36.8%
FT % 1st Half:		6-9		66.7%		2nd half:		5-7	71.4%		Game:		11-16		68.8%
													Deadball		Rebounds
													2.1		

Arkansas 72 • 3-0

#	Player		Total		3-Ptr		Rebounds			PF	TP	A	TO	Blk	Stl	Min		
			FG-FTA	FT-FTA	FG-FTA	FT-FTA	Off	Def	Tot									
00	Justin Smith	f	4-15	0-2	3-4	6	3	9	3	11	2	2	0	1	35			
11	Jalen Tate	f	6-12	1-3	1-1	3	3	6	2	14	4	1	1	1	33			
23	Connor Vanover	f	5-6	2-3	0-0	1	1	2	1	12	0	0	2	1	12			
03	Desi Sills	g	1-6	0-3	1-2	1	2	3	2	3	2	1	0	4	31			
05	Moses Moody	g	7-12	2-3	8-10	3	6	9	3	24	1	2	0	0	32			
01	JD Notae		1-5	1-3	2-2	0	2	2	0	5	1	1	0	0	12			
02	Vance Jackson Jr.		0-5	0-3	0-0	1	4	5	0	0	1	3	0	0	20			
10	Jaylin Williams		0-0	0-0	0-0	1	2	3	0	0	0	1	1	1	12			
12	Khalen Robinson		1-1	1-1	0-0	0	0	0	5	3	1	0	0	0	13			
Team						1	3	4							200			
Totals						25-62	7-21	15-19	17	26	43	16	72	12	11	4	8	200
FG % 1st Half: 15- 32			46.9%	2nd half: 10-30	33.3%	Game: 25-62			40.3%			Deadball Rebound 3						
3FG % 1st Half: 6- 14			42.9%	2nd half: 1- 7	14.3%	Game: 7-21			33.3%									
FT % 1st Half: 8- 10			80.0%	2nd half: 7- 9	77.8%	Game: 15-19			78.9%									

LAST TIME AN ARKANSAS PLAYER...

• SCORING •

Scored 25 Points: 26 Mason Jones & Isaiah Joe at Georgia (02/29/29)
Scored 30 Points: 30 Mason Jones at Texas A&M (03/07/20)
Scored 40 Points: 40 Mason Jones vs Auburn (02/04/20)
Scored 50 Points: 51 Rotnei Clarke vs. Alcorn State (11/13/09)
RECORD: 51 Rotnei Clarke vs. Alcorn State (11/13/09)

• FIELD GOALS MADE •

Made 15 Field Goals: 15 (15-21) Rotnei Clarke vs. Alcorn State (11/13/09)
Made 20 Field Goals: 20 (2-30) Dean Tolson vs. Texas A&M (03/02/74)
RECORD: 20 (20-30) Dean Tolson vs. Texas A&M (03/02/74)

• FIELD GOALS ATTEMPTED •

Attempted 20 Field Goals: 24 (12-24) Mason Jones vs Auburn (02/04/20)
Attempted 25 Field Goals: 26 (9-26) Courtney Fortson at Mississippi State (01/14/10)
RECORD: 30 (20-30) Dean Tolson vs. Texas A&M (03/02/74)

• FIELD GOAL PERCENTAGE •

Shot 100% FG (Min. 7 att): Daniel Gafford (7-7) at Texas Tech (01/26/19)
RECORD (min 8 att): 100% 8x - Best: Daryll Saulsberry (10-10) 1975

• 3-POINTERS MADE •

Made 7 3-pointers: 8 (8-11) Mason Jones at Texas A&M (03/07/20)
Made 10 3-pointers: 10 (10-13) by Isaiah Joe vs. FIU (12/01/18)
Made 11-Plus 3-pointers: 13 (13-17) by Rotnei Clarke vs. Alcorn State (11/13/09)
RECORD: 13 (13-17) by Rotnei Clarke vs. Alcorn State (11/13/09) (SEC record)

• 3-POINTERS ATTEMPTED •

Attempted 15 3-Pointers: 15 (6-15) Isaiah Joe at Texas A&M (03/07/20)
Attempted 20 3-Pointers: 24 (10-24) Pat Bradley vs. North Texas (12/30/98)
RECORD: 24 (10-24) Pat Bradley vs. North Texas (12/30/98) (SEC record)

• FREE THROWS MADE •

Made 10 Free Throws: 12 Mason Jones (12-14) vs LSU (03/04/20)
Made 15 Free Throws: 18 (18-21) Mason Jones vs Mississippi State (02/15/20)
Made 20 Plus Free Throws: 22 (22-24) Martin Terry vs. Texas A&M (01/22/72)
RECORD: 22 (22-24) by Martin Terry vs. Texas A&M (01/22/72)

• FREE THROWS ATTEMPTED •

Attempted 15 Free Throws: 15 (12-15) Mason Jones vs Tennessee (02/26/20)
Attempted 20 Free Throws: 21 (18-21) Mason Jones vs Miss State (02/15/20)
Attempted 24 Plus Free Throws: 24 (22-24) Martin Terry vs. Texas A&M (01/22/72)
RECORD: 24 (22-24) Martin Terry vs. Texas A&M (01/22/72)

• FREE THROW PERCENTAGE •

Shot 100% FT (min 10 att): 12-12 Isaiah Joe vs Tennessee (02/26/20)
RECORD (min. 11 att): 9x - Best: Tommy Boyer (18-18) in 1963

• REBOUNDS •

Grabbed 10-14 Rebounds: 10 Jaylin Williams vs Miss Valley St (11/25/20)
Grabbed 15-20 Rebounds: 16 Connor Vanover vs North Texas (11/28/20)
Grabbed 20-Plus Rebounds: 23 Nick Davis vs. Jackson State (11/21/97)
RECORD: 23 by Nick Davis vs. Jackson State (11/21/97)
• Grabbed 10 Offensive Rebounds: 10 Bobby Portis vs. LSU (03/07/15)
• **Grabbed 14 Defensive Rebounds: 14 Connor Vanover vs North Texas (11/28/20)**

• ASSISTS •

Had 10 Assists: 10 by Jalen Harris at Missouri (02/12/19)
Had 15 Assists: 15 by Dontell Jefferson vs. Portland State (11/18/05)
RECORD: 15 by Dontell Jefferson vs. Portland State (11/18/05)

• STEALS •

Had 5 Steals: 5 Isaiah Joe vs Texas Southern (11/19/19)
Had 6-7 Steals: 6 Isaiah Joe at Georgia Tech (11/25/19)
Had 8-9 Steals: 9 Robert Shepard at Arizona (12/06/92)
RECORD: 9 by Robert Shepard at Arizona (12/06/92)

• BLOCKED SHOTS •

Had 5 Blocks: 5 Adrio Bailey vs Valpo (12/21/19)
Had 6-9 Blocks: 6 Connor Vanover vs North Texas (11/28/20)
Had 10 Blocks: 10 Steven Hill vs. Texas State (12/06/05)
RECORD: 10 Steven Hill vs. Texas St. (12/06/05) & Oliver Miller vs. Texas (02/04/90)

• TURNOVERS •

Committed 5-9 Turnovers: 7 Mason Jones vs South Carolina (01/29/20)
Committed 10 Plus Turnovers: 10 Courtney Fortson at South Carolina (02/21/09)

• MINUTES PLAYED •

38 Minutes (Regulation): 38:00 Mason Jones at Alabama (02/01/20)
39 Minutes (Regulation): 39:31 Isaiah Joe at Georgia (02/29/20)
40 Minutes (Regulation): Jimmy Whitt Jr. at LSU (01/08/20) & vs TCU (01/25/20)
40 Minutes (OT): 40:00 Jimmy Whitt Jr., at Missouri (02/08/20)
45 Plus Minutes: 47 by BJ Young vs. Auburn (01/16/13)

• MISCELLANEOUS •

2 Players Scored 20+ Pts In Same Game: Mason Jones (22) & Desi Sills (20) vs Vanderbilt (03/11/20)
3 Players Scored 20+ Pts in Same Game: at Georgia (02/29/20)
Mason Jones (26), Isaiah Joe (26) & Desi Sills (21)
2 Players Scored 20+ Pts In Back-To-Back Gms: Jones (37/26) & Joe (22/26) vs. Tennessee (02/26/20) and at Georgia (02/29/20)
2 Players Scored 20+ Pts In 3 Straight: Jones (41/20/21) & Joe (20/21/24) vs Tulsa (12/14/19), Valpo (12/21/19) and Indiana (12/29/19)
8 Players Scored in Double Digits: Mississippi Valley State (11/25/20)
Vanover (25), Sills (19), Moody (16), Jackson (15), Robinson (15), Smith (13), Notae (13), Tate (12)
Scored 20 or More Points in Five-Plus Consecutive Games: (5) by Mason Jones 37, 26, 36, 30, 22 (02/26/20 to 03/11/20)
Scored 20 or More Points in 10-Plus Consecutive Games: (11) by Todd Day 20, 23, 26, 26, 22, 31, 23, 21, 27, 21, 20 (12/01/90 to 01/12/91)
Scored 30 or More Points in 3 Straight Games: Mason Jones (only Razorback) 34 vs. S. Carolina (01/29/20), 30 at Alabama (02/01/20), 40 vs Auburn (02/04/20)
Most Points in Back-To-Back Games: 82 by Martin Terry 35 at TCU (02/20/73) and 47 vs. SMU (02/24/73)
Consecutive Free Throws Made: 48 by Ricky Medlock (20 gms; 12/21/74 to 03/04/75)
Double-Double: Pts/Rebs: Jimmy Whitt Jr. (26 & 15) vs LSU (03/04/20)
Double-Double: Pts/Assists: Jalen Harris (11 & 10) vs. UTSA (12/15/18)
Two Players with Double-Double in Same Game: vs. UTSA (12/15/18)
Daniel Gafford (13 pts, 14 rebs) and Jalen Harris (11 pts, 10 assists)
Had 5-Plus Assists in 5-Plus Consecutive Games: (6) by Jalen Harris 11, 6, 10, 12, 7, 10 (11/21/81 thru 12/15/18)
Had 10 or More Assists in Back-to-Back Games: Jalen Harris 10 vs. FIU (12/01/18) and 12 at Colorado State (12/05/18)
Three-Plus Players with 5-Plus Assists in a Game: vs. Montana State (11/21/18)
Jalen Harris (11), Isaiah Joe (5) and Desi Sills (5)
Had 5 or More Steals in Back-to-Back Games: Ronnie Brewer 5 vs. Western Illinois (01/01/06) and 5 vs. Mississippi State (01/07/06)

LAST TIME AN OPPONENT PLAYER...

• SCORING •

Scored 25 Points: 25 Wendell Mitchell at Texas A&M (03/07/20)
Scored 30 Points: 30 Saben Lee vs Vanderbilt (03/11/20)
Scored 40 Points: 45 Jodie Meeks vs. Kentucky (02/14/09)
Scored 50 Points: 56 Oscar Robertson vs. Cincinnati (03/15/58) **(on record)**

• FIELD GOALS MADE •

Made 15 Field Goals: 17 (17-24) Jodie Meeks vs. Kentucky (02/14/09)
Made 20 Field Goals: 21 Oscar Robertson vs. Cincinnati (03/15/58) **(on record)**

• FIELD GOALS ATTEMPTED •

Attempted 20 Field Goals: 22 (11-22) Braden Shackelford at Alabama (02/01/20)
Attempted 25 Field Goals: 28 (11-28) Devan Downey vs. South Carolina (02/17/10)

• FIELD GOAL PERCENTAGE •

Shot 100% FG (Min. 7 att): Adam Wing (8-8) vs. Evansville (12/08/15)

• 3-POINTERS MADE •

Made 7 3-pointers: 7 (7-15) Tyler Hall vs. Montana State (11/21/18)
Made 10 3-pointers: 10 (10-19) Lance Weems at Auburn (01/06/96)

• 3-POINTERS ATTEMPTED •

Attempted 15 3-pointers: 15 (7-15) Tyler Hall vs. Montana State (11/21/18)
Attempted 20 3-pointers: 22 (5-22) Jeff Fryer vs. Loyola Marymount (03/16/89)

• FREE THROWS MADE •

Made 10 Free Throws: 11 (11-13) Saben Lee vs Vanderbilt (03/11/20)
Made 15 Free Throws: 15 (15-17) Keyontae Johnson at Florida (02/18/20)

• FREE THROWS ATTEMPTED •

Attempted 15 Free Throws: 17 (15-17) Keyontae Johnson at Florida (02/18/20)
Attempted 20 Free Throws: 24 (18-24) Frank Williams vs. Illinois (12/08/01)

• FREE THROW PERCENTAGE •

Shot 100% FT (min 10 att): 14-14 Grant Williams at Tennessee (01/15/19)

• REBOUNDS •

Grabbed 15-19 Rebounds: 18 Kevin Samuel vs TCU (01/25/20)
Grabbed 20 Rebounds: 20 Antonio McDyess vs. Alabama (03/11/95)
• Grabbed 10 Offensive Rebounds: 11 Tyler Davis at Texas A&M (01/30/18)
• Grabbed 10 Defensive Rebounds: 11 Kevin Samuel vs TCU (01/25/20)

• ASSISTS •

Had 10 Assists: 11 Tremont Waters vs. LSU (01/12/19)
Had 13 Assists: 13 Chuck Evans at Mississippi State (01/27/93) **(on record)**

• STEALS •

Had 5 Steals: 6 Alpha Diallo at Providence (03/19/19)
Had 8 Steals: 8 Terry Conerway vs. Texas State (12/21/02)

• BLOCKED SHOTS •

Had 6-9 Blocks: 7 Stefan Moody at Ole Miss (02/13/16)
Had 10 Plus Blocks: 10 P.J. Roberson vs. Grambling State (11/26/11)

• **TURNOVERS** •

Committed 5-9 Turnovers: 6 Terry Collins vs Miss Valley State (11/25/20)
Committed 10 Plus Turnovers: 12 Devin Gibson vs. UTSA (12/12/07)

LAST TIME ARKANSAS HIGHS...

• **SCORING** •

Scored 100-119 Points: 104 vs. Oral Roberts (12/19/17)
Scored 120-Plus Points: 142 vs. Mississippi Valley State (11/25/20)
Scored 50 Points in 1st Half: 61 vs Miss Valley State (11/25/20)
Scored 50 Points in 2nd Half: 81 vs Miss Valley State (11/25/20)
Scored 60 or More Points in a Half: 61 (1st) vs. Miss Valley State (11/25/20)
Scored 70 or More Points in a Half: 71 (1st) vs. Alcorn (11/13/09)
Scored 80 or More Points in a Half: 81 (2nd) vs. Miss Valley State (11/25/20)
Most Points in a Half: 88 (2nd) vs. U.S. International (12/09/89)

• **FIELD GOALS MADE** •

Made 30 Field Goals: 31 (31-54) vs Vanderbilt (01/15/20)
Made 40 Field Goals: 48 (48-69) vs. Miss Valley State (11/25/20)
Made 50 Field Goals: 57 (57-99) vs. Troy (12/10/96)
RECORD: 68 (68-101) vs. U.S. International (12/09/89)

• **FIELD GOALS ATTEMPTED** •

Attempted 70 Field Goals: 71 (31-71) vs Texas Southern (11/19/19)
Attempted 80 Field Goals: 86 (48-86) vs Miss Valley State (11/25/20)
Attempted 90 Field Goals: 99 (57-99) vs. Troy (12/10/96)
Attempted 100 Field Goals: 101 (68-101) vs. US International (12/09/89)
RECORD: 101 (68-101) vs. U.S. International (12/09/89)

• **FIELD GOAL PERCENTAGE** •

Shot 60% FG: 60.9 (42-69) vs. FIU (12/01/18)
Shot 70% or Better FG: 72.7 (32-44) vs. Alabama State (12/21/83)
RECORD: 79.4 (27-34) vs. Texas Tech (1979)

• **3-POINTERS MADE** •

Made 15 3-pointers: 16 (16-24) vs. Mississippi State (01/09/16)
Made 20 3-pointers: 20 (20-40) vs Miss Valley State (11/25/20)
RECORD: 21 (21-37) vs. Troy (12/10/96)

• **3-POINTERS ATTEMPTED** •

Attempted 25 3-pointers: 28 (12-28) vs Vanderbilt (03/11/20)
Attempted 30 3-pointers: 32 (14-32) at Texas A&M (03/07/20)
Attempted 40 3-pointers: 40 (20-40) vs Miss Valley State (11/25/20)
RECORD: 54 (19-54) vs. North Texas (12/30/98)

• **3-POINT PERCENTAGE** •

Shot 50% 3PT FG (min. 15 att): 50.0 (20-40) vs Miss Valley State (11/25/20)
Shot 60% or Better 3PT FG (min. 15 att): 61.1 (11-18) at Vanderbilt (03/06/19)
RECORD (min. 15 att): 66.7 (16-24) vs. Mississippi State (01/09/16)

• **FREE THROWS MADE** •

Made 20 Free Throws: 26 (26-33) vs Miss Valley State (11/25/20)
Made 30 Free Throws: 36 (36-54) vs LSU (03/04/20)
Made 40 Free Throws: 41 (41-49) at Kentucky (01/25/92)
RECORD: 48 (48-53) vs. Ole Miss (01/17/04)

• **FREE THROW ATTEMPTS** •

Attempted 40 Free Throws: 40 (26-40) vs South Carolina (01/29/20)
Attempted 50 Free Throws: 54 (36-54) vs LSU (03/04/20)
Attempted 60 Free Throws: 65 vs. TCU (1955)
RECORD: 65 vs. TCU (1955)

• **FREE THROW PERCENTAGE** •

Shot 80% FT (min. 10 att): 81.8 (27-33) vs Tennessee (02/26/20)
Shot 90% or Better FT (min. 10 att): 94.4 (17-18) at LSU (01/08/20)
RECORD (min 10 att): 100 3x - Best 16-16 at Kentucky (02/27/14)

• **REBOUNDS** •

Grabbed 40 Rebounds: 40 vs North Texas (11/28/20)
Grabbed 50 Rebounds: 50 vs. FIU (12/01/18)
Grabbed 55-Plus Rebounds: 58 vs Miss Valley State (11/25/20)
RECORD: 77 vs. Jackson State (01/22/02)

• **ASSISTS** •

Had 25 Assists: 26 vs Miss Valley State (11/25/20)
Had 30 Assists: 32 vs. Jackson State (11/22/96)
Had 40 Assists: 40 vs. Troy (12/10/96)
RECORD: 47 vs. U.S. International (12/09/89)

• **STEALS** •

Had 15 Steals: 15 at Georgia Tech (11/25/19)
Had 20 Steals: 24 vs. Maryland-Eastern Shore (01/02/01)
Had 25 Steals: 26 vs. Louisiana-Monroe (11/25/00)
RECORD: 26 vs. Louisiana-Monroe (11/25/00)

• **BLOCKED SHOTS** •

Had 10 Blocks: 10 vs Texas Southern (11/19/19)
Had 13 Blocks: 14 vs. Georgia (01/29/19)
Had 15 Blocks: 15 vs. South Alabama (12/30/91)
RECORD: 18 vs. Missouri (12/05/95)

• **MOST TURNOVERS** •

Had 20 Turnovers: 20 vs Austin Peay (12/03/19)
Had 25 Turnovers: 25 at South Carolina (02/21/09)
Had 30 Turnovers: 32 vs. Providence (11/16/07)
RECORD: 32 vs. Providence (11/16/07)

• **FOULS** •

Committed 25 Fouls: 29 at Texas A&M (03/07/20)
Committed 30 Fouls: 32 at Missouri (02/08/20)
RECORD: 38 vs. Missouri (12/04/61)

LAST TIME ARKANSAS LOWS...

• **SCORING** •

Held to 40-45 Points: 43 at Florida (01/22/11)
Held to 46-49 Points: 46 at Mississippi State (02/09/16)
Held to 50-55 Points: 50 vs. Florida (03/14/19)
Held to 56-59 Points: 59 at Florida (02/18/20)
Held to 19 Points or Less in a Half: 18 (1st half) vs. Vanderbilt (02/07/17)

• **FIELD GOALS** •

Held to Below 20 Field Goals Made: 15 (15-49) at Tennessee (02/11/20)

• **FIELD GOAL PERCENTAGE** •

Held to 20-29% FG: 27.9 (17-61) vs. South Carolina (02/03/15)
Held to 30-35% FG: .333 (19-57) vs Kentucky (01/18/20)

• **3-POINTERS** •

Did not Make a 3-pointer: 0 (0-2) at Texas (01/07/89)
Held to 1-4 3-PT FG Made: 3 (3-16) at Florida (02/18/20)
Held to 5-9 3-PT FG Made: 7 (7-21) vs LSU (03/04/20)
Attempted Single-Digit 3-pointers: 9 (6-9) vs TCU (01/25/20)

• **3-POINT PERCENTAGE** •

Shot 10% or Worse 3PT FG: 10.0 (1-10) at Mississippi State (02/09/16)
Shot 11-19% 3PT FG: 16.7 (3-18) vs Northern Kentucky (11/29/19)

• **FREE THROWS** •

Made Single Digit Free Throws: 6 (6-11) at Miss State (01/22/20)
Attempted Single Digit Free Throws: 9 (7-9) vs. Georgia Tech (12/19/18)

• **FREE THROW PERCENTAGE** •

Shot 40-49% FT: 40.0 (6-15) at Florida (01/17/18)
Shot Below 40% FT: 26.7 (4-15) at Texas A&M (01/09/13)

• **REBOUNDING** •

Had 19 or Fewer Rebounds: 19 at Missouri (03/05/13)
Had 20-25 Rebounds: 25 at Texas A&M (03/07/20)

• **ASSISTS** •

Held to 6 Assists or less: 6 at Tennessee (02/11/20)

• **STEALS** •

Had No Steals: *None on record*
Had 1 Steal: 1 vs Florida (03/09/18)
Had 2-4 Steals: 4 vs Mississippi State (02/15/20)

• **BLOCKED SHOTS** •

Had No Blocked Shots: 0 vs Missouri (1/23/19)

• **FEWEST TURNOVERS** •

Had 1-4 Turnovers: 4 vs Georgia (01/29/19)
Had 5-9 Turnovers: 5 vs LSU (03/04/20)

• **FOULS** •

Had Single Digit Fouls: 9 vs LSU (02/17/07)

ARKANSAS MISCELLANEOUS...

Played in an OT game:	02/08/20 at Missouri	L, 79-83 (OT)
Played in a 2OT game:	01/23/18 at Georgia	W, 80-77 (2 OT)
Played in a 3OT game:	02/09/80 vs. Houston	L, 90-84 (3 OT)
Beat AP team ranked 21-25:	03/09/18 vs. #23 Florida (SEC)	W, 80-72
Beat AP team ranked 16-20:	02/02/19 at #19 LSU	W, 90-89
Beat AP team ranked 11-15:	02/27/18 vs. #14 Auburn	W, 91-82
Beat AP team ranked 6-9:	12/30/17 vs. #9 Tennessee	W, 95-93 (OT)
Beat AP team ranked 2-5:	01/27/16 vs. #5 Texas A&M	W, 74-71
Beat AP team ranked #1:	02/12/84 vs. #1 North Carolina (PB)	W, 65-64
Beat AP Top 25 team on road:	02/02/19 at #19 LSU	W, 90-89
Beat AP Top 10 team on road:	02/09/94 at #4 Kentucky	W, 90-82

LAST TIME AN OPPONENT HIGHS...

• SCORING •

Scored 100 Points: 106 at Tennessee (01/15/19)
 Scored 110 Points: 117 at Ole Miss (12/10/73)
 Scored 50 Points in 1st Half: 55 at Tennessee (01/15/19)
 Scored 50 Points in 2nd Half: 56 vs LSU (03/04/20)
 Scored 60 or More Points in a Half: 60 (1st half) vs. Alabama (02/28/96)

• FIELD GOALS MADE •

Made 30 Field Goals: 31 (31-70) vs LSU (03/04/20)
 Made 40 Field Goals: 40 (40-68) by Texas (01/05/10)
 Made 45 Field Goals: 45 (45-80) vs. Pittsburgh (12/29/86)

• FIELD GOALS ATTEMPTED •

Attempted 70 Field Goals: 70 (31-70) vs LSU (03/04/20)
 Attempted 80 Field Goals: 83 (31-83) by FIU (12/01/018)

• FIELD GOAL PERCENTAGE •

Shot 60% FG: 61.1 (15-23) vs. Auburn (02/17/16)
 Shot 65% FG: 67.7 (4-65) vs. North Carolina (03/23/08)
 Shot 69% FG: 69.8 (37-53) at Auburn (01/14/95)

• 3-POINTERS MADE •

Made 15 3-pointers: 15 (15-30) at LSU (02/03/18)
 Made 17 3-pointers: 17 (17-33) at Auburn (02/20/19)

• 3-POINTERS ATTEMPTED •

Attempted 25 3-pointers: 27 (11-27) vs LSU (03/04/20)
 Attempted 30 3-pointers: 31 (8-31) vs Auburn (02/04/20)
 Attempted 35 3-pointers: 39 (13-39) by Miss Valley State (11/25/20)

• 3-POINT PERCENTAGE •

Shot 50% 3PT FG (min 15 att): 51.5 (17-33) at Auburn (02/20/19)
 Shot 60% or Better 3PT FG (min 15 att): 62.7 (10-15) at South Carolina (02/09/19)

• FREE THROWS •

Made 20 Free Throws: 21 (21-28) vs Vanderbilt (03/11/20)
 Made 30 Free Throws: 34 (34-44) at Missouri (02/08/19)
 Made 40 Free Throws: 40 (40-50) vs. UMass (11/25/94)

• FREE THROW ATTEMPTS •

Attempted 35 Free Throws: 38 (32-38) at LSU (02/02/19)
 Attempted 40 Free Throws: 44 (34-44) at Missouri (02/08/18)
 Attempted 50 Free Throws: 50 (39-50) vs. South Carolina (03/11/04)

• FREE THROW PERCENTAGE •

Shot 80% FT (min. 10 att): .840 (21-25) at Florida (02/18/20)
 Shot 90% or Better FT (min. 10 att): .962 (25-26) at Ole Miss (01/11/20)

• REBOUNDING •

Grabbed 45 Rebounds: 47 vs Kentucky (01/218/19)
 Grabbed 50 Rebounds: 52 at Missouri (02/08/20)
 Grabbed 55-Plus Rebounds: 56 vs. Georgia (01/29/19)
 • Grabbed 20 Offensive Rebounds: 23 at LSU (01/08/20)

• ASSISTS •

Had 25 Assists: 25 vs. Louisville (11/17/09)
 Had 30 Assists: 30 at UAB (01/27/90)

• STEALS •

Had 15 Steals: 15 at LSU (02/24/10)
 Had 18 Steals: 18 vs. Alcorn State (12/02/95)

• BLOCKED SHOTS •

Had 10 Blocks: 10 at Tennessee (01/22/14)
 Had 13 Blocks: 13 at Mississippi State (01/14/10)

• MOST TURNOVERS •

Had 20 Turnovers: 21 vs Miss Valley State (11/25/20)
 Had 25 Turnovers: 27 vs Rice (11/05/19)
 Had 30 Turnovers: 30 vs. Louisiana-Monroe (12/31/04)

• FOULS •

Committed 30-plus Fouls: 35 vs LSU (03/04/20)
RECORD: 36 vs. Centenary (12/04/82)

LAST TIME AN OPPONENT LOWS

• SCORING •

Held to 30-39 Points: 33 vs. Vanderbilt (01/12/13)
 Held to 40-45 Points: 43 vs North Texas (11/12/19)
 Held to 46-49 Points: 46 vs Montana (11/16/19)
Held to 50-55 Points: 54 vs North Texas (11/28/20)
 Held to 56-59 Points: 55 vs Vanderbilt (01/15/20)
 Held to 19 Points or Less in a Half: 18 vs Montana (11/16/19)

• FIELD GOAL PERCENTAGE •

Held to 21% or Worse FG: .2097 (13-62) vs. Jackson State (11/22/02)
 Held to 20-29% FG: .286 (16-56) vs Rice (11/05/19)
Held to 30-35% FG: .319 (23-72) vs Miss Valley State (11/25/20)

• 3-POINTERS •

Did not Make a 3-pointer: 0 (0-10) by Mississippi State (02/07/15)
 Held to 1-4 3-PT FG Made: 4 (4-17) vs Tennessee (02/26/20)
 Held to 5-9 3-PT FG Made: 6 (6-24) vs Vanderbilt (03/11/20)

• 3-POINT PERCENTAGE •

Shot 10% or Worse 3PT FG: 8.0 (2-25) vs Rice (11/05/19)
Shot 11-19% 3PT FG: 15.4 (2-13) vs North Texas (11/28/20)

• FREE THROWS •

Made 1-5 Free Throws: 3 (3-6) vs Miss Valley State (11/25/20)
 Made 6-9 Free Throws: 7 (7-11) vs Valpo (12/21/19)

• FREE THROW ATTEMPTS •

Attempted Single Digit Free Throws: 7 (3-6) vs Miss Valley State (11/25/20)

• FREE THROW PERCENTAGE •

Shot 40-49% FT: 47.4 (9-19) vs. Auburn (02/17/16)
 Shot Below 40% FT: 38.1 (8-21) vs. Texas State (12/22/18)

• REBOUNDING •

Had 19 or Fewer Rebounds: 19 vs. Missouri-Kansas City (12/02/06)
 Had 20-25 Rebounds: 25 at Texas Tech (01/26/19)

• ASSISTS •

Held to Single Digit Assists: 8 vs Vanderbilt (03/11/20)

• STEALS •

Had No Steals: 0 vs Vanderbilt (01/15/20)
 Had 1 Steal: 1 at Florida (01/17/18)
Had 2-4 Steals: 3 vs Miss Valley State (11/25/20)

• BLOCKED SHOTS •

Had No Blocked Shots: 0 vs Austin Peay (12/03/19)

• FEWEST TURNOVERS •

Had Single Digit Turnovers: 9 at Providence (03/19/19)

• FOULS •

Had Single Digit Fouls: 8 at Michigan (12/08/12)
 Committed 10-14 Fouls: 15 at Texas A&M (03/07/20)

RAZORBACK SPEED CHART



JUSTIN SMITH

0 F • Gr. Sr. • 6-7 • 230
Buffalo Grove, Ill.



- 137 points shy of 1,000 for his career • 4 career Double-Doubles
- Led Arkansas with 18 points vs North Texas • 1 of 2 Hogs to score in double figured all 3 games
- Rated the 11th-best Graduate Transfer in the Nation by TheStadium.com

Year	GP	GS	Min	Avg	FG	FGA	Pct	3FG	3FGA	Pct	FT	FTA	Pct	Off	Def	Tot	Avg	PF	FO	AST	TO	BLK	STL	Pts	Avg
2020-21	3	3	91	30.3	17	37	.459	2	5	.400	6	13	.462	12	7	19	6.3	5	0	5	4	1	7	42	14.0
CAREER	101	76	2391	23.7	348	690	.504	22	85	.259	145	236	.614	178	260	438	4.3	213	2	69	153	36	67	863	8.5

CAREER HIGHS

PTS: 24 (2x) last vs Western Illinois (11/05/19)
REB: 12 (2x) last Northwestern (01/22/19)
AST: 4 vs Ohio State (01/11/20)
STL: 3 (7x) last vs Miss Valley (11/25/20)
BLK: 3 at Michigan State (02/02/19)



JD NOTAE

1 G • R-Jr. • 6-1 • 195
Covington, Ga.



- 37 points shy of 1,000 for his career
- 5 career Double-Doubles including a Triple-Double
- Rated the 29th-best "Sit-Out" Transfer in the Nation by ESPN.com for the 2020-21 season.

Year	GP	GS	Min	Avg	FG	FGA	Pct	3FG	3FGA	Pct	FT	FTA	Pct	Off	Def	Tot	Avg	PF	FO	AST	TO	BLK	STL	Pts	Avg
2020-21	3	0	60	20.0	10	26	.385	5	16	.313	9	14	.643	4	9	13	4.3	6	0	11	5	0	1	34	11.3
CAREER	63	51	1871	29.7	346	829	.417	116	331	.350	155	218	.711	61	280	341	5.4	142	6	174	183	28	102	963	15.3

CAREER HIGHS

PTS: 40 vs Florida Memorial (11/21/18)
REB: 14 Stetson (01/30/19)
AST: 10 at Kennesaw State (01/09/19)
STL: 5 (2x) last Florida Gulf Coast (02/02/19)
BLK: 3 (3x) last at North Florida (02/20/19)



VANCE JACKSON JR.

2 F • Gr. Sr. • 6-9 • 238
Pasadena, Calif.



- Scored his 1,000th career point in season opener vs Miss Valley with 15 (4-6 3PT)
- 8 career Double-Doubles
- Rated the 8th-best Graduate Transfer in the Nation by CBSSports.com

Year	GP	GS	Min	Avg	FG	FGA	Pct	3FG	3FGA	Pct	FT	FTA	Pct	Off	Def	Tot	Avg	PF	FO	AST	TO	BLK	STL	Pts	Avg
2020-21	3	1	44	14.7	5	16	.313	4	11	.364	1	1	1.000	3	9	12	4.0	0	0	1	4	0	0	15	5.0
CAREER	95	66	2522	26.5	322	771	.418	161	455	.354	200	296	.676	101	405	506	5.3	185	3	166	185	18	73	1005	10.6

CAREER HIGHS

PTS: 30 vs Fresno State (02/02/19)
REB: 13 (2x) last vs Fresno State (02/02/19)
AST: 7 vs Nevada (01/05/19)
STL: 4 vs Wyoming (03/03/19)
BLK: 2 (2x) last vs Nevada (02/18/20)



DESI SILLS

3 G • Jr. • 6-2 • 200
Jonesboro, Ark.



- Voted preseason All-SEC second team by the coaches
- Leads the team in steals (8) thanks to tying a career-high with four vs UT

Year	GP	GS	Min	Avg	FG	FGA	Pct	3FG	3FGA	Pct	FT	FTA	Pct	Off	Def	Tot	Avg	PF	FO	AST	TO	BLK	STL	Pts	Avg
2020-21	3	3	86	28.7	13	23	.565	3	9	.333	7	11	.636	2	6	8	2.7	4	0	5	6	0	8	36	12.0
CAREER	69	35	1659	24.0	185	423	.437	79	215	.367	106	159	.667	34	112	146	2.1	168	6	102	103	5	59	555	8.0

CAREER HIGHS

PTS: 21 at Georgia (02/29/20)
REB: 7 vs Vanderbilt (01/15/20)
AST: 6 vs FIU (12/01/18)
STL: 4 (2x) last vs UT Arlington (12/02/20)
BLK: 1 (2x) last vs Northern Ky (11/25/19)



DAVONTE "DEVO" DAVIS

4 G • Fr. • 6-3 • 180
Jacksonville, Ark.



- Rated the 86th-best incoming freshman in the nation and the 19th-best shooting guard by ESPN.com
- 2020 Arkansas Democrat-Gazette Boys Player of the Year
- 4-time All-State, including 2-time Democrat-Gazette first team All-State (all divisions)

Year	GP	GS	Min	Avg	FG	FGA	Pct	3FG	3FGA	Pct	FT	FTA	Pct	Off	Def	Tot	Avg	PF	FO	AST	TO	BLK	STL	Pts	Avg
2020-21	1	0	12	12.0	2	5	.400	0	1	.000	1	1	1.000	1	2	3	3.0	1	0	2	1	0	0	5	5.0

CAREER HIGHS

PTS: 5 vs Mississippi Valley State (11/25/20)
REB: 3 vs Mississippi Valley State (11/25/20)
AST: 2 vs Mississippi Valley State (11/25/20)
STL: -
BLK: -



MOSES MOODY

5 G • Fr. • 6-6 • 205
Little Rock, Ark.



- On Arkansas Athletics' African American Student-Athlete Leadership Council and SAAC • 1 of 2 Hogs to score double figures all 3 games • Team leader in scoring (17.0 ppg) and FT (23-of-26) • Led team with 24 pts and 9 rebs vs UT • Rated 37th-best incoming freshman in the nation & the 8th-best combo guard.

Year	GP	GS	Min	Avg	FG	FGA	Pct	3FG	3FGA	Pct	FT	FTA	Pct	Off	Def	Tot	Avg	PF	FO	AST	TO	BLK	STL	Pts	Avg
2020-21	3	3	85	28.3	12	33	.364	4	13	.308	23	26	.885	6	8	14	4.7	7	0	4	3	1	6	51	17.0

CAREER HIGHS

PTS: 24 vs UT Arlington (12/02/20)
REB: 9 vs UT Arlington (12/02/20)
AST: 2 vs Mississippi Valley State (11/25/20)
STL: 3 (2x) last vs North Texas (11/28/20)
BLK: -



JAYLIN WILLIAMS

10 F • Fr. • 6-10 • 245
Fort Smith, Ark.



- Led Arkansas with 10 rebounds in the season opener.
- Rated the 56th-best incoming freshman in the nation and the 9th-best center by Rivals.com
- 2020 Gatorade Arkansas Player of the Year and listed as the top prospect in Arkansas by 247Sports

Year	GP	GS	Min	Avg	FG	FGA	Pct	3FG	3FGA	Pct	FT	FTA	Pct	Off	Def	Tot	Avg	PF	FO	AST	TO	BLK	STL	Pts	Avg
2020-21	2	0	32	16.0	3	5	.600	2	4	.500	1	1	1.000	3	10	13	6.5	0	0	1	2	1	1	9	4.5

CAREER HIGHS

PTS: 9 vs Mississippi Valley State (11/25/20)
REB: 10 vs Mississippi Valley State (11/25/20)
AST: 1 vs Mississippi Valley State (11/25/20)
STL: 1 vs UT Arlington (12/02/20)
BLK: 1 vs UT Arlington (12/02/20)



JALEN TATE

11 G • Gr. Sr. • 6-6 • 175
Pickerington, Ohio



- 22 points shy of 1,000 for his career • 43 rebounds shy of 400 • 3 assists shy of 300
- 2 career Double-Doubles
- Rated the 5th-best Graduate Transfer in the Nation by NBCSports.com

Year	GP	GS	Min	Avg	FG	FGA	Pct	3FG	3FGA	Pct	FT	FTA	Pct	Off	Def	Tot	Avg	PF	FO	AST	TO	BLK	STL	Pts	Avg
2020-21	3	3	76	25.3	11	24	.458	3	6	.500	3	4	.750	6	9	15	5.0	9	0	12	6	1	3	28	9.3
CAREER	96	85	2460	25.6	367	735	.499	42	147	.286	202	327	.618	83	274	357	3.7	293	6	297	189	54	132	978	10.2

CAREER HIGHS

PTS: 31 vs IUPUI (02/14/20)
REB: 12 at Green Bay (01/31/20)
AST: 10 vs Detroit Mercy (03/06/19)
STL: 6 vs IUPUI (02/14/20)
BLK: 3 (3x) last at Detroit Mercy (03/06/19)



KHALEN "KK" ROBINSON

12 G • Fr. • 6-0 • 175
Little Rock, Ark.



- Rated the 36th-best incoming freshman in the nation and the 7th-best combo guard by 247Sports.com
- 2020 MaxPreps Virginia All-State first team

Year	GP	GS	Min	Avg	FG	FGA	Pct	3FG	3FGA	Pct	FT	FTA	Pct	Off	Def	Tot	Avg	PF	FO	AST	TO	BLK	STL	Pts	Avg
2020-21	3	0	37	12.3	6	10	.600	4	7	.571	4	4	1.000	0	2	2	0.7	6	1	4	1	0	1	20	6.7

CAREER HIGHS

PTS: 15 vs Mississippi Valley State (11/25/20)
REB: 2 vs Mississippi Valley State (11/25/20)
AST: 3 vs Mississippi Valley State (11/25/20)
STL: 1 vs Mississippi Valley State (11/25/20)
BLK: -



ABAYOMI "BAYBE" IYIOLA

22 F • R-Jr. • 6-9 • 230
Atlanta, Ga.



- Pronounced ah-BAH-yum-Mee ... EE-EE-oh-la ... **Goes by Baybe** (pronounced Bay-bey)
- Had knee (right) surgery in the summer and slated to start practicing with the team in January
- In his first year (2020-21) serving on Arkansas' Student-Athlete Advisory Committee

Year	GP	GS	Min	Avg	FG	FGA	Pct	3FG	3FGA	Pct	FT	FTA	Pct	Off	Def	Tot	Avg	PF	FO	AST	TO	BLK	STL	Pts	Avg
2020-21	63	39	1325	21.0	274	547	.501	1	11	.091	107	151	.709	162	272	434	6.9	185	6	19	75	58	46	656	10.4

CAREER HIGHS

PTS: 26 at USF (11/28/18)
REB: 13 (3x) last at North Florida (01/15/20)
AST: 2 (2x) last at North Florida (02/26/19)
STL: 4 at Jacksonville (02/13/19)
BLK: 2 (2x) last at North Florida (02/26/19)



CONNOR VANOVER

23 F • R-Sr. • 7-3 • 247
Little Rock, Ark.



- The 44th-best "Sit-Out" Transfer in the Nation by ESPN.com • 27th in NCAA in FG% (.762), making 6-of-9 from 3PT • Scored game-high 23 (4-5 3PT) with 8 reb and 3 BLK vs Miss Valley - 3rd-best pts by a Hog in a debut since 1980 • Career-high 16 boards and tied career high with 6 blocks vs North Texas

Year	GP	GS	Min	Avg	FG	FGA	Pct	3FG	3FGA	Pct	FT	FTA	Pct	Off	Def	Tot	Avg	PF	FO	AST	TO	BLK	STL	Pts	Avg
2020-21	3	2	65	21.7	16	21	.762	6	9	.667	3	1	1.000	6	20	26	8.7	3	0	2	2	11	1	41	13.7
CAREER	31	17	556	17.9	99	198	.500	33	85	.388	19	27	.704	27	82	109	3.5	41	2	7	20	46	8	250	8.1

CAREER HIGHS

PTS: 24 at Stanford (03/07/19)
REB: 16 vs North Texas (11/28/20)
AST: 2 vs Washington State (03/02/19)
STL: 2 vs Arizona (01/12/19)
BLK: 6 (2x) last vs North Texas (11/28/20)



ETHAN HENDERSON

24 F • Jr. • 6-8 • 210
Little Rock, Ark.



- Started the last 6 games of 2019-20
- Averaged 15.7 min/gm (7-11 FG) with 26 rebs and 11 blocks

Year	GP	GS	Min	Avg	FG	FGA	Pct	3FG	3FGA	Pct	FT	FTA	Pct	Off	Def	Tot	Avg	PF	FO	AST	TO	BLK	STL	Pts	Avg
2020-21	1	0	7	7.0	1	11	.000	0	0	.000	0	0	.000	2	1	3	3.0	1	0	0	0	1	0	2	2.0
CAREER	33	6	242	7.3	18	32	.563	0	0	.000	8	20	.400	21	40	61	1.8	39	1	5	5	19	7	44	1.3

CAREER HIGHS

PTS: 10 vs LSU (03/04/20)
REB: 9 vs Tennessee (02/26/20)
AST: 1 UT Arlington (11/23/18)
STL: 2 at Tennessee (01/15/19)
BLK: 4 at Texas A&M (03/07/20)



ERIC MUSSELMAN

University of Arkansas Head Coach
San Diego, 1987
As ARKANSAS Head Coach: 23-12 (2nd yr)
As Collegiate Head Coach: 133-46 (6th yr)
As Pro Head Coach: 503-291 (14 seasons)

As collegiate HC, players have earned 2 conference POY honors, 3 All-American honors and 14 all-conference honors ... In 1st 5 years in college, won 20 games 5x