

## 2020-21 SCHEDULE / RESULTS

### NOVEMBER 2-0

25 Wed	MISSISSIPPI VALLEY STATE	SECN Plus	W 142 62
	Fayetteville, Ark. • Bud Walton Arena/Nolan Richardson Court		
28 Sat	NORTH TEXAS	SECN Plus	W 69 54
	Fayetteville, Ark. • Bud Walton Arena/Nolan Richardson Court		

### DECEMBER (All Times CT)

2 Wed	UT Arlington	SEC Network	W 72 60
	Fayetteville, Ark. • Bud Walton Arena/Nolan Richardson Court		
5 Sat	LIPSCOMB	SECN Plus	W 86 50
	Fayetteville, Ark. • Bud Walton Arena/Nolan Richardson Court		
8 Tues	at Tulsa	ESPN+	Postponed
	Tulsa, Okla. • Donald W. Reynolds Center		
9 Wed	SOUTHERN	SECN Plus	W 79 44
	Fayetteville, Ark. • Bud Walton Arena/Nolan Richardson Court		
12 Sat	CENTRAL ARKANSAS	SECN Alt.	W 100 75
	Fayetteville, Ark. • Bud Walton Arena/Nolan Richardson Court		
20 Sun	ORAL ROBERTS	SEC Network	W 87 76
	Fayetteville, Ark. • Bud Walton Arena/Nolan Richardson Court		
22 Tues	ABILENE CHRISTIAN	SEC Network	4:00 pm
	Fayetteville, Ark. • Bud Walton Arena/Nolan Richardson Court		
30 Wed	Auburn	ESPN2	6:00 pm
	Auburn, Ala. • Auburn Arena		

### JANUARY (All Times CT)

2 Sat	MISSOURI *	CBS	11:00 am
	Fayetteville, Ark. • Bud Walton Arena/Nolan Richardson Court		
6 Sat	at Tennessee *	ESPN2/U	6:00 pm
	Knoxville, Tenn. • Thompson-Boling Arena		
9 Sat	GEORGIA *	SEC Network	2:30 pm
	Fayetteville, Ark. • Bud Walton Arena/Nolan Richardson Court		
13 Wed	at LSU *	ESPN2/U	8:00 pm
	Baton Rouge, La. • Pete Maravich Assembly Center		
16 Sat	at Alabama *	SEC Network	2:30 pm
	Tuscaloosa, Ala. • Coleman Coliseum		
20 Wed	AUBURN *	SEC Network	8:00 pm
	Fayetteville, Ark. • Bud Walton Arena/Nolan Richardson Court		
23 Sat	at Vanderbilt *	SEC Network	Noon
	Nashville, Tenn. • Memorial Gymnasium		
27 Wed	OLE MISS *	SEC Network	7:30 pm
	Fayetteville, Ark. • Bud Walton Arena/Nolan Richardson Court		
30 Sat	at Oklahoma State	ESPN2/U	TBD
	Stillwater, Okla. • Gallagher-Iba Arena / Eddie Sutton Court		

### FEBRUARY (All Times CT)

2 Tues	MISSISSIPPI STATE *	SEC Network	8:00 pm
	Fayetteville, Ark. • Bud Walton Arena/Nolan Richardson Court		
6 Sat	TEXAS A&M *	SEC Network	6:00 pm
	Fayetteville, Ark. • Bud Walton Arena/Nolan Richardson Court		
9 Tues	at Kentucky	ESPN/2	6:00 pm
	Lexington, Ky. • Rupp Arena		
13 Sat	at Missouri	ESPN2/U	3:00 pm
	Columbia, Mo. • Mizzou Arena		
16 Tues	FLORIDA *	ESPN/2	6:00 pm
	Fayetteville, Ark. • Bud Walton Arena/Nolan Richardson Court		
20 Sat	at Texas A&M	SEC Network	7:30 pm
	Bryan-College Station, Texas • Reed Arena		
24 Wed	ALABAMA *	ESPN2/U	8:00 pm
	Fayetteville, Ark. • Bud Walton Arena/Nolan Richardson Court		
27 Sat	LSU *	ESPN/2	1:00 pm
	Fayetteville, Ark. • Bud Walton Arena/Nolan Richardson Court		

### MARCH (All Times CT)

2 Tues	at South Carolina *	SEC Network	5:30 pm
	Columbia, S.C. • Colonial Life Arena		
10-14	SEC CHAMPIONSHIP		TBA
	Nashville, Tenn. • Bridgestone Arena		

\*- SEC Game || HOME GAMES IN CAPS

## ARKANSAS BASKETBALL

**1994 NATIONAL CHAMPION**

**3 NAISMITH HALL OF FAMERS**

**31 ALL-AMERICANS**

**1995 NATIONAL RUNNER-UP**

**6 FINAL FOURS**

**33 NCAA BERTHS**

**10 ELITE EIGHTS**

**10 NBA DRAFT PICKS**

# ARKANSAS RAZORBACKS

## GAME 8: ABILENE CHRISTIAN AT ARKANSAS

Dec. 22, 2020 • Tuesday • 4:00 pm • Fayetteville, Ark. • Bud Walton Arena (19,200)/Nolan Richardson Court



ARV/ARV **ARKANSAS RAZORBACKS**

Eric Musselman (San Diego '87)

OVERALL 7-0 SEC 0-0

at UA: 27-12 (2nd) Collegiate: 137-46 (6th)



-ARV **ABILENE CHRISTIAN WILDCATS**

Joe Golding (Abilene Christian '99)

OVERALL 7-1 SC 0-0

at ACU: 141-140 (10th) Overall: Same



SEC NETWORK

Tom Hart (PxP)  
Jimmy Dykes (Analyst)



RAZORBACK SPORTS NETWORK

Chuck Barrett (PxP)  
Matt Zimmerman (Analyst)



SATELLITE RADIO

XM: TBA • Sirius: --  
Online Channel: TBA



LIVE STATS / WATCH SEC NETWORK ONLINE

www.Arkansas.StatBroadcast.com  
TBA



### SERIES INFO:

OVERALL ..... FIRST MEETING

### HOGS VS CURRENT SOUTHLAND MEMBERS:

Central Arkansas	5-0
Nicholls State	1-0
Northwestern State	10-1
Sam Houston State	4-0
Southeastern Louisiana	5-0
Stephen F. Austin	5-0

## Versus Abilene Christian

- This will be the first meeting between Arkansas and Abilene Christian.
- This is the second time Arkansas has faced a Southland Conference team this season, defeating Central Arkansas 100-75 on Dec. 12.
- Overall, Arkansas is 30-1 versus current Southland Conference members. Its lone loss was to Northwestern Stat, 74-68, on Nov. 29, 1954.

## Getting Close; Climbing Polls

- Arkansas made a big jump in the AP and Coaches polls after its 7-0 start.
- ^ Dec. 14 AP: 4 votes / 39th-t Coaches: 4 votes / 39th-t
- ^ Dec. 21 AP: 54 votes / 29th Coaches: 32 votes / 28th
- For the third consecutive week, Abilene Christian received a vote by the Coaches.

## Did You Know...

- Eric Musselman is the only Razorback coach to start 7-0 in each of his first two years.
- ^ Previous best was Eugene Lambert, who was 10-0 in his first year (1942-43) and 5-0 in year two (1943-44).
- Arkansas is 7-0 to start for the second straight year. Arkansas started 8-0 last year
- ^ The last time Arkansas started at least 7-0 in back-to-back years was 1992-93 (8-0) and 1993-94 (10-0).
- (THROUGH SUNDAY) There are 30 teams still undefeated, but just four that have played at least seven games.

## Also, Did You Know...

- Connor Vanover** has made 11 3-pointers, blocked 20 shots and averages 8.0 rebounds per game. He and Iowa's Luka Garza are the only two players in the nation to post at least 10 made 3's, blocked 15 shots and have 8.0 rebound average.
- ^ Vanover (7-3, F) 11 made 3's 20 blocks 8.0 reb avg
- ^ Garza (6-11, C) 13 made 3's 16 Blocks 9.1 reb avg
- Moses Moody** is 1 of 4 players in the SEC to average at least 15.0 points and 5.0 rebounds. **MOODY IS THE ONLY GUARD AND ONLY FRESHMAN.**
- ^ Moses Moody (ARK) 6-6, G, Fr. 16.3 ppg 5.9 rpg
- ^ Trendon Watford (LSU) 6-9, F, So. 18.8 ppg 6.3 rpg
- ^ Emanuel Miller (A&M) 6-7, F, So. 18.5 ppg 9.8 rpg
- ^ Toumani Camara (UGA) 6-8, F, So. 15.2 ppg 8.4 rpg
- JD Notae** is 1 of 2 players in the SEC to have at least 20 assists and 10 3's made.
- ^ JD Notae (ARK) 21 assists 13 3's made
- ^ Justin Powell (AUB) 31 assists 18 3's made

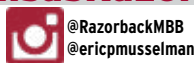
## Half a Hundred; Trailing at Halftime

- Arkansas was down 10 (40-30) at halftime versus Oral Roberts.
- The Razorbacks out-scored ORU 57-36 in the second half to win 87-76

[www.ArkansasRazorbacks.com](http://www.ArkansasRazorbacks.com)



@RazorbackMBB  
@EricPMusselman  
@RazorbackMBBRec



@RazorbackMBB  
@ericpmusselman



/RazorbackMBB

Arkansas SID: Mike Cawood • [tmcawood@uark.edu](mailto:tmcawood@uark.edu) • 479-236-2090

## 2020-21 STAT COMPARISON

90.7	Scoring Off.	74.0
60.1	Scoring Def.	55.8
+30.6	Scoring Margin	+18.2
.472	FG%	.440
.346	FG% Def.	.388
.348	3PT%	.353
10.1	3PT Made/Gm	7.5
.281	3PT% Def.	.250
.713	FT%	.611
+13.6	Reb. Margin	+0.1
17.3	Assists/Gm	14.6
1.49	A/TO Ratio	0.96
+2.7	TO Margin	+8.6
6.6	Blocks/Gm	2.4
8.3	Steals/Gm	11.0
15.1	Fouls/Gm	19.8



**PRESEASON ALL-SEC 2ND TEAM (COACHES)**



**1 OF 2 IN THE NCAA WITH AT LEAST:**

- 10+ 3'S MADE
- 15+ BLK SHOTS
- 8.0+ REB AVG



**TEAM'S LEADING SCORER AT 16.3 PPG**

**- ONLY HOG IN DOUBLE DIGITS IN ALL 7 GMS**



**MUSSELMAN PLAYERS IN THE NBA**

CALEB MARTIN  
CODY MARTIN  
JALEN HARRIS  
ISAIAH JOE  
MASON JONES

**TV/RADIO ROSTER**

**0 • Justin SMITH**  
 M.S. - Operations Management

**1 • JD NOTAE**  
 Recreation and Sport Management

**2 • Vance JACKSON Jr.**  
 M.Ed. - Adult & Lifelong Learning

**3 • Desi SILLS**  
 Recreation and Sport Management

**4 • Davonte "Devo" DAVIS**  
 Recreation and Sport Management

**5 • Moses MOODY**  
 Undecided

**10 • Jaylin WILLIAMS**  
 Recreation and Sport Management

**11 • Jalen TATE**  
 M.Ed. - Adult & Lifelong Learning

**12 • Khalel "KK" ROBINSON**  
 Recreation and Sport Management

**13 • Emeka OBUKWELU**  
 Biology/Pre-Med

**14 • Brandon KIMBLE**  
 M.S. - Operations Management

**20 • Kamani JOHNSON**  
 Communications

**22 • Abayomi "Baybe" IYIOLA**  
 Business Accounting

**23 • Connor VANOVER**  
 Communications

**24 • Ethan HENDERSON**  
 Recreation and Sport Management

**33 • Bryson MOREHEAD**  
 Engineering

**ERIC MUSSELMAN**  
 Head Coach

**David PATRICK**  
 Associate Head Coach

**Clay MOSER**  
 Assistant Coach

**Corey WILLIAMS**  
 Assistant Coach

**Anthony RUTA**  
 Dir-Operations

**Earl BOYKINS**  
 Dir.-S/A Develop.

**Hays MYERS**  
 Special Asst. to HC

**Michael MUSSELMAN**  
 Dir.-Recruiting

**Patrick ACKERMAN**  
 Recruiting Coord.

**Riley HALL**  
 Video Coord.

**NUMERICAL ROSTER**

No.	Name	Pos.	Yr.	Ht.	Wt.	Hometown	Previous School
0	Justin Smith	F	Gr.	6-7	230	Buffalo Grove, Ill.	Indiana
1	JD Notae	G	R-Jr.	6-1	195	Covington, Ga.	Jacksonville
2	Vance Jackson Jr.	F	Gr.Sr.	6-9	238	Pasadena, Calif.	New Mexico
3	Desi Sills	G	Jr.	6-2	200	Jonesboro, Ark.	Jonesboro HS
4	Davonte "Devo" Davis	G	Fr.	6-3	180	Jacksonville, Ark.	Jacksonville HS
5	Moses Moody	G	Fr.	6-6	205	Little Rock, Ark.	Montverde Acad.
10	Jaylin Williams	F	Fr.	6-10	245	Fort Smith, Ark.	Northside HS
11	Jalen Tate	G	Gr.Sr.	6-6	175	Pickerington, Ohio	Northern Ky.
12	Khalel "KK" Robinson	G	Fr.	6-0	175	Little Rock, Ark.	Oak Hill Acad.
13	Emeka Obukwelu	F	Sr.	6-8	235	Plano, Texas	UT Tyler
14	Brandon Kimble	F	Gr.Sr.	6-7	180	Indianola, Miss.	Miss. Valley St.
20	Kamani Johnson	F	Jr.	6-7	215	Brooklyn, N.Y.	Little Rock
22	Abayomi "Baybe" Iyiola	F	R-Jr.	6-9	230	Atlanta, Ga.	Stetson
23	Connor Vanover	F	R-So.	7-3	247	Little Rock, Ark.	California
24	Ethan Henderson	F	Jr.	6-8	210	Little Rock, Ark.	Parkview HS
33	Bryson Morehead	F	Fr.	6-8	160	Katy, Texas	Obra D. Tompkins HS

**COACHES/STAFF**

Head Coach: ..... Eric Musselman (San Diego, 1987)  
 Associate Head Coach: ..... David Patrick (UL Lafayette, 2000)  
 Assistant Coach: ..... Clay Moser (Wisconsin-La Crosse, 1987)  
 Assistant Coach: ..... Corey Williams (Oklahoma State, 2002)  
 Director of Operations: ..... Anthony Ruta (Arizona State, 2012)  
 Special Assistant to Head Coach: ..... Hays Myers (LSU, 2016)  
 Director of Student-Athlete Development: ..... Earl Boykins (Eastern Michigan, 1998)  
 Video Coordinator: ..... Riley Hall (Arkansas, 2016)  
 Director of Recruiting: ..... Michael Musselman (San Diego, 2018)  
 Recruiting Coordinator: ..... Patrick Ackerman (Detroit Mercy, 2016)  
 Head Strength Coach: ..... Dave Richardson (Louisiana-Monroe, 1989)  
 Graduate Assistants:  
 Tyson Batiste (Central Connecticut State, 2019) • Jeremiah Bonsu (Dayton, 2017) • Caleb Cline (South Dakota, 2020) • Alex Dellelt (Arkansas, 2018) • Colin Donnelly (Michigan State, 2019) • Raheem Martin (Greensboro College, 2016) • Elijah Roth (Arizona, 2020)

Student Assistant: ..... Khalil Garland

**PRONUNCIATION**

#1 JD Notae ..... No-Tay  
 #3 Desi Sills ..... DEZ-ee  
 #12 Khalel Robinson ..... Kay-lin  
 #13 Emeka Obukwelu ..... Eh-MEH-kuh Oh-Boo-Quay-Lu  
 #22 Abayomi Iyiola ..... ah-Bah-YUM-ee EE-EE-oh-la  
 ^ goes by "Baybe" ..... Bay-Bey  
 Anthony Ruta ..... R00-tuh

**ROSTER BY STATE**

<b>ARKANSAS (7)</b>	<b>ILLINOIS (1)</b>
Davonte Davis Jacksonville	Justin Smith Buffalo Grove
Ethan Henderson Little Rock	
Moses Moody Little Rock	
Khalel Robinson Little Rock	
Desi Sills Jonesboro	
Connor Vanover Little Rock	
Jaylin Williams Fort Smith	
<b>CALIFORNIA (1)</b>	<b>MISSISSIPPI (1)</b>
Vance Jackson Jr. Pasadena	Brandon Kimble Indianola
<b>GEORGIA (2)</b>	<b>NEW YORK (1)</b>
Abayomi Iyiola Atlanta	Kamani Johnson Brooklyn
JD Notae Covington	
	<b>TEXAS (2)</b>
	Emeka Obukwelu Plano
	Bryson Morehead Katy
	<b>OHIO (1)</b>
	Jalen Tate Pickerington

**ROSTER BY CLASS**

<b>GRADUATE SENIOR (4)</b>	<b>SOPHOMORE (1)</b>
Vance Jackson Jr.	Connor Vanover (Redshirt)
Brandon Kimble	
Justin Smith	
Jalen Tate	
<b>SENIOR (1)</b>	<b>FRESHMAN (5)</b>
Emeka Obukwelu	Davonte Davis
	Moses Moody
	Bryson Morehead
	Khalel Robinson
	Jaylin Williams
<b>JUNIOR (4)</b>	
Abayomi Iyiola (Redshirt)	
Ethan Henderson	
Kamani Johnson	
JD Notae (Redshirt)	
Desi Sills	



# Effort. Energy. Enthusiasm.

## ABOUT ARKANSAS

Location.....	Fayetteville, Ark.
Enrollment.....	27,559
Founded.....	1871
Colors.....	Cardinal (PMS 201) and White
Nickname.....	Razorbacks
Conference.....	Southeastern (SEC)
System Pres.....	Dr. Donald R. Bobbitt (Arkansas, 1980)
Chancellor.....	Dr. Joseph E. Steinmetz (C. Michigan, 1977)
Vice Chancellor / AD.....	Hunter Yurachek (Guilford, 1990)
Faculty Representative.....	Gerald Jordan (Arkansas, 1970)
Arena (Capacity).....	Bud Walton Arena (19,200)

## HISTORY

First Year of Basketball.....	1923-24
Seasons.....	98th
Overall Conference Championships.....	24 (2 SEC, 22 SWC)
NCAA Tournament Record / App.....	42-32 (.568) / 33
NIT Record / App.....	6-5 / 4
SEC Tournament Record.....	28-27

## MUSSELMAN COACHING HISTORY

COLLEGIATE	6th Season	137-46	(7-4 Postseason)
Nevada	4 years	110-34	7-4 Postseason
<b>Arkansas</b>	<b>2nd year</b>	<b>27-12</b>	<b>--</b>
PROFESSIONAL	14 Seasons	503-291	(50-39 Postseason *)
<b>CBA</b>	<b>7 years</b>	<b>270-122</b>	<b>(39-34 Postseason*)</b>
Rapid City	5 years	191-89	(27-25 Postseason *)
Florida	2 years	79-33	(12-9 Postseason *)
<b>USBL</b>	<b>2 years</b>	<b>53-3</b>	<b>(4-0 Postseason *)</b>
Florida	2 years	53-3	(4-0 Postseason *)
<b>NBA</b>	<b>3 years</b>	<b>108-138</b>	<b>--</b>
Golden State	2 years	75-89	--
Sacramento	1 year	33-49	--
<b>D-League</b>	<b>2 years</b>	<b>72-28</b>	<b>(7-5 Postseason *)</b>
Reno	1 year	34-16	(2-3 Postseason *)
Los Angeles	1 year	28-12	(5-2 Postseason *)
INTERNATIONAL	3 Years	24-14	--
Dominican	1 years	5-1	--
Venezuelan	2 years	19-13	--

-- Note, professional basketball does not include playoff results in W-L record

\* - Musseman's pro record including playoffs is 553-330

## MISCELLANEOUS MEASURABLES

(AS OF JUNE 2020)

NAME	WINGSPAN	REACH	MAX VERT
Devo Davis	6' 7.5"	8' 5"	34"
Ethan Henderson	6' 11.5"	8' 8"	<b>44"</b>
Abayomi Iyiola	6' 11.5"	8' 10.5"	28.5"
Vance Jackson	6' 11"	8' 9"	29.5"
Moses Moody	<b>7' 1"</b>	8' 8.5"	30"
JD Notae	6' 6"	8' 2"	39"
KK Robinson	6' 6"	8' 0"	37"
Desi Sills	6-6.5"	8' 1.5"	37.5"
Justin Smith	6' 8.5"	8' 6"	<b>44"</b>
Jalen Tate	6' 6"	8' 6.5"	35"
Connor Vanover	<b>7' 5"</b>	<b>9' 8"</b>	25.5"
Jaylin Williams	<b>7' 1.5"</b>	<b>8' 11"</b>	32"

^ It marked the first time Arkansas won a game when trailing by double-digits at halftime since it trailed UT Arlington by 11 on Nov. 18, 2016, and won by four.

^ Arkansas scored at least 50 points in a half for the fourth time this season and scored at least 50 in the second half for the second straight game.

- 61 in 1st half vs MVSU • 81 in 2nd half vs MVSU • 59 in 2nd half vs UCA

## 1K Club

• Jalen Tate and JD Notae became the second and third Razorbacks, respectively, to scored their 1,000th career point this season.

• Both Tate and Notae scored their 1,000th career point versus UCA and Vance Jackson Jr., accomplished the feat in the season opener.

^ Tate scored his 1,000th career point at 14:57 (1st).

^ Notae scored his 1,000th career point at 5:09 (2nd).

• Last time two Razorbacks scored their 1,000th career point in the same game was Jaylen Barford and Daryl Macon on Feb. 27, 2018 in a 91-82 win over #14 Auburn.

• Last year, Arkansas also had three players score their 1,000th point during the season - Jeantal Cylla, Mason Jones and Jimmy Whitt Jr.

• **BY THE WAY.** Not only did Notae (22 pts) and Tate (17 pts) lead the team in scoring ... they combined for 17 assists - including a career-high 11 by Tate - and just ONE turnover (zero by Tate).

• **Arkansas and Richmond are the only two schools in the nation to currently have at least three active players with at least 1,000 points.**

## Balancing Act

• **Arkansas has five players averaging double digits** - Moses Moody (16.3), Justin Smith (13.7), JD Notae (13.6), Desi Sills (12.3) and Jalen Tate (10.1).

• **IN SEVEN GAMES, ARKANSAS HAS HAD A FIVE DIFFERENT PLAYERS LEAD THE TEAM IN SCORING.**

^ Moses Moody and Justin Smith are the only Razorbacks to lead the team in scoring twice this season.

GAME	LEADING SCORER
^ Mississippi Valley	Connor Vanover (23)
^ North Texas	<b>Justin Smith (18)</b>
^ UT Arlington	Moses Moody (24)
^ Lipscomb	Moss Moody (18)
^ Southern	Davonte Davis (14)
^ Central Arkansas	JD Notae (22)
^ Oral Roberts	<b>Justin Smith (22)</b>

## Making Runs; Hogs Survive Game 3 Drought

• Mississippi Valley St 1st Half **28-0 run (held MVSU scoreless for 7:25)**  
2nd Half Delta Devils were **scoreless for the first 2:57** of the second half

• North Texas 1st Half Broke 19-19 tie with a **10-0 run**  
2nd Half **Held the Mean Green scoreless the first 4:55**

• UT Arlington 1st Half Up 6 with 4:09 left, **used a 9-2 run** to lead by double-digits the rest of the way  
2nd Half Used a **13-0 run (holding UTA scoreless for 4:38)** to lead by 21 with 13:05 left  
^ The 21-point cushion was critical as the Razorbacks only made two field goals - both by Jalen Tate - over a 10-minute span from 10:39 to 0:39. (Moody added five free throws). However, the Mavericks could not make up any ground as the teams each scored just 11 points over the 10 minutes.

• Lipscomb 1st Half **Opened with an 8-0 run** and ultimately raced out to a 20-2 lead  
2nd Half ^ Also, held Lipscomb without a field goal (and just one FT) over 5:30 to go up 35-14  
**Opened with an 10-0 run over the first 3:09** to lead 56-24

• Southern 1st Half Used a **17-0 run, holding the Jaguars scoreless for 6:30** to take a 40-13 lead  
2nd Half Closed the game with **10-0 run over the final 3:37**

• Central Arkansas 1st Half **Down 10, used a 26-6 run over 3:26** (runs of 12-0 and 10-0 during span) to go up 10  
2nd Half **Up 6 w/ 9:35 left, went on 21-4 run** to go up 23, Overall, ended the game on a 34-15 run

• Oral Roberts 1st Half **Scored the 1st six points of the game**  
2nd Half Down 12 to start the 2nd half, **went on 19-6 run (including a 10-0 run)** to go up 1  
With game tied at 62-62 with 7:44 left, went on a **6-0 run** and led the rest of the way

## Another Tough Non-Con

• Arkansas once again is playing a challenging non-conference schedule		
- North Texas	C-USA Preseason #2	2019-20 C-USA Regular-Season Champion
- Lipscomb	A-Sun Preseason #1	2019-20 A-Sun Regular-Season Champion
- Southern	SWAC Preseason #2	2019-20 SWAC Regular-Season Runner-Up
- Oral Roberts	Summit Preseason #2	
- Abilene Christian	Southland Preseason #2	2019-20 Southland Regular-Season Runner-Up
- Tulsa (Postponed)	AAC Preseason #6	2019-20 CAA Regular-Season Champion (picked #10 in preseason)

## LAST YEAR...

• Arkansas was 1-of-4 SEC teams and 1-of-10 teams nationally who have played two or fewer games against teams ranked above 200 in the NET.

• **Arkansas' schedule was 40th on the NCAA Toughest Schedule Report** - as opponents' winning percentage was .589 (617-431).

• Here is a quick recap of Arkansas' 2019-20 non-conference season:

^ **The NCAA NET had Arkansas' non-conference Strength of Schedule at 12th - 2nd-best in the SEC (LSU is 8).**

^ **The NCAA NET had Arkansas' overall Strength of Schedule at 25th.**

^ **WarrenNolan.com had Arkansas' non-conference RPI as 4th and non-conference SOS is 11th.**

**2020-21 MISCELLANEOUS STATS**
**DOUBLE-FIGURE SCORING GAMES**

Player	16-17	17-18	18-19	19-20	20-21	Career
Davis	NA	NA	NA	NA	1	1
Henderson	NA	NA	-	1	--	1
Iyiola	NA	18	15	NA	--	33
Jackson	14	NA	23	14	2	53
Moody	NA	NA	NA	NA	7	7
Notae	NA	23	24	NA	6	53
Robinson	NA	NA	NA	NA	1	1
Sills	NA	NA	5	17	5	27
Smith	NA	8	13	14	6	41
Tate	2*	3	25	16	4	50
Vanover	NA	NA	9	NA	2	11
Williams	NA	NA	NA	NA	--	--

**20+ POINT SCORING GAMES**

Player	16-17	17-18	18-19	19-20	20-21	Career
Iyiola	NA	1	2	NA	--	3
Jackson	0	NA	4	4	--	8
Moody	NA	NA	NA	NA	1	1
Notae	NA	7	8	NA	1	16
Sills	NA	NA	0	3	--	3
Smith	NA	1	1	2	1	5
Tate	0*	0	2	4	--	6
Vanover	NA	NA	1	NA	1	2

**30+/40+ POINT SCORING GAMES**

Player	16-17	17-18	18-19	19-20	20-21	Career
Jackson	0/0	NA	1/0	0/0	--	1/0
Notae	NA	1/0	0/1	NA	--	1/1
Tate	0*	0	1/0	1/0	--	2/0

**3+ THREE-POINTERS IN A GAME**

Player	16-17	17-18	18-19	19-20	20-21	Career
Jackson	6	NA	10	9	1	26
Moody	NA	NA	NA	NA	1	1
Notae	NA	7	11	NA	1	19
Robinson	NA	NA	NA	NA	1	1
Sills	NA	NA	4	7	1	12
Smith	NA	0	1	0	--	1
Tate	0*	0	1	0	1	2
Vanover	NA	NA	1	NA	1	2

**5+ THREE-POINTERS IN A GAME**

Player	16-17	17-18	18-19	19-20	20-21	Career
Notae	NA	2	4	NA	--	6
Jackson	1	NA	0	2	--	3
Sills	NA	NA	0	1	--	1
Vanover	NA	NA	1	NA	--	1

**DOUBLE FIGURE REBOUNDING GAMES**

Player	16-17	17-18	18-19	19-20	20-21	Career
Iyiola	NA	4	10	NA	--	14
Jackson	0	NA	5	3	--	8
Notae	NA	2	3	NA	--	5
Sills	NA	NA	0	0	1	1
Smith	NA	1	2	1	1	5
Tate	0*	0	1	1	--	2
Vanover	NA	NA	0	NA	2	2
Williams	NA	NA	NA	NA	1	1

**DOUBLE FIGURE ASSISTS GAMES**

Player	16-17	17-18	18-19	19-20	20-21	Career
Notae	NA	0	1	NA	--	1
Tate	0*	0	1	0	1	2

**DOUBLE-DOUBLES**

Player	16-17	17-18	18-19	19-20	20-21	Career
Iyiola	NA	4	8	NA	--	12
Jackson	0	NA	5	3	--	8
Notae	NA	2	3	NA	--	5
Sills	NA	NA	0	0	1	1
Smith	NA	1	2	1	--	4
Tate	0*	0	1	1	1	3

**TRIPLE-DOUBLES**

Player	16-17	17-18	18-19	19-20	20-21	Career
Notae	NA	0	1	NA	--	1

**5+ ASSIST GAMES**

Player	16-17	17-18	18-19	19-20	20-21	Career
Jackson	1	NA	5	0	--	6
Notae	NA	2	9	NA	2	13
Sills	NA	NA	4	0	1	5
Tate	0*	4	11	7	1	22

**3+ STEALS IN A GAME**

Player	16-17	17-18	18-19	19-20	20-21	Career
Iyiola	NA	0	2	NA	--	2
Moody	NA	NA	NA	NA	2	2
Notae	NA	11	8	NA	1	20
Sills	NA	NA	1	1	3	5
Smith	NA	0	1	5	2	8
Tate	0*	6	1	4	--	11
Vanover	NA	NA	0	NA	1	1

**3+ BLOCKS IN A GAME**

Player	16-17	17-18	18-19	19-20	20-21	Career
Iyiola	NA	2	5	NA	--	7
Notae	NA	1	2	NA	1	4
Smith	NA	0	2	0	--	2
Tate	0*	2	1	0	--	3
Vanover	NA	NA	5	NA	4	9



A group of Razorback student-athlete leaders launched an initiative in September to foster and work toward equality for all members of the Razorback family. The program and its mission were developed out of ongoing discussions by various student-athletes on a number of important topics impacting society.

**The initiative is committed to helping ensure that every individual, regardless of race, gender, religious beliefs or sexual orientation has an equal opportunity to make the most of their lives and talents.**

As part of the initiative, student-athletes on Razorback teams will wear an Equality patch on their uniforms and the word Equality will be included on numerous competition fields. In addition, public service announcements on the importance of equality will play at Razorback sporting events.

The initiative was brought forward by the Razorback Athletics African-American Student-Athlete Leadership Council – **including freshman guard MOSES MOODY** – as part of continuing diversity and inclusion efforts as part of the department's **Hogs UNITED** program.

**Impressive Rebound ... Of 350 NCAA DI Schools**

	LAST YEAR		THIS YEAR	
Arkansas ranked	342nd in rebound margin	-6.8	10th in rebound margin	+13.6
	332nd in rebounds per game	31.53	5th in rebounds per game	47.7
	325th in offensive rebounds	7.5	17th in offensive rebounds	14.7
	288th in defensive rebounds	24.03	8th in defensive rebounds	33.0

Arkansas' seven games this year have produced 6 of the top 8 rebounding efforts in the Musselman era  
**1T.** 58 vs MVSU **AND** vs ORU - **3.** 54 vs Lipscomb - **4.** 46 vs Southern - **6.** 43 vs UTA - **8.** 40 vs North Texas  
 Arkansas' seven games this year have produced 5 of the top 6 offensive rebounding efforts in Musselman era  
**1.** 24 vs ORU - **2.** 20 vs MVSU - **3.** 17 vs UTA - **5.** 13 vs Southern - **6.** 12 vs North Texas  
 Arkansas' seven games this year have produced 3 of the top 5 defensive rebounding efforts in Musselman era  
**1.** 44 vs Lipscomb - **2.** 38 vs MVSU - **5.** 34 vs ORU - **6.** 33 vs Southern

**OTHER REBOUND NOTES**

Arkansas had 58 rebounds versus both Oral Roberts and Mississippi Valley – the most by Arkansas under Musselman and 3rd-most by a Musselman-coached college team.  
 Arkansas had 44 defensive rebounds versus Lipscomb – **THE MOST** by a Musselman-coached college team  
 Arkansas' 24 offensive rebounds versus Oral Roberts are the most by Arkansas under Musselman and the second-most by a Musselman-coached college team.  
 Connor Vanover ranks 2nd in the SEC in defensive rebounds (7.0) and 8th in overall rebound average (8.1).  
 Justin Smith ranks 19th in the NCAA/ 2nd in the SEC in offensive rebounds (3.86).

**ONE NEGATIVE**

For the only time this season, Arkansas was out-rebounded by Central Arkansas, 37-35.  
 ^ It also marked the first time Arkansas did not grab at least 10 offensive rebounds. **HOWEVER**, fewer rebounds were available as Arkansas did shoot .526 from the field (40-76) – its second-best shooting percentage of the year.

**Slow Starts Versus UCA and ORU; Razorback Respond**

The final score – a 25-point, 100-75 victory – versus Central Arkansas was not completely indicative of the game.  
 ^ UCA led the first 11 minutes of the game, including a 10-point Bear lead (22-12) at 11:35.  
 A further look shows UCA jumped out to a hot start and Arkansas struggled early before kicking it into high gear.  
 ^ Through the first 11:30 of the first half: UCA shot 10-of-15 (67%) Arkansas was 5-of-13 (39%)  
 ^ The final 11:14 of the 1st half UCA shot just 5-of-17 (29%) Arkansas was 12-of-25 (48%)  
 ^ **2nd Half:** ARK 60.5 FG% • 19 rebs • 14 assists UCA: 38.2 FG% • 17 rebs • 6 assists  
 Arkansas also managed an 11-point, 87-76 win over Oral Roberts last time out, but it once again was not indicative of the game overall.  
 ^ ORU led by 12 on four occasions in the first half.  
 ^ ORU led by 12 to start 2nd half and game was tied with 8:13 left  
 ^ **BIGGEST DIFFERENCE:** 1st Half: ARK 4-7 FT 2nd Half: 15-20 FT

**Smith Next for 1,000**

Although Arkansas' roster has a lot of new faces, the roster brings a lot of experience to the 2020-21 seasons.  
 Vance Jackson Jr., drained four 3-pointers during a 28-0 run in the first half of the season opener. With is fourth triple, Jackson eclipsed the 1,000-point plateau. He also grabbed his 500th career rebound in the game.  
 Jalen Tate scored his 1,000th career point versus Central Arkansas and dished out his 300th career assist versus Lipscomb. He need 28 rebounds for 400 rebounds.  
 JD Notae scored his 1,000th career point in just his 66th career game.  
 Up next is Justin Smith. The graduate transfer only needs 83 points for 1,000 and 31 rebounds for 500.

PLAYER	CAREER PTS	TO REACH
VANCE JACKSON JR	1,029	Scored 1,000th career pt vs MVSU
JALEN TATE	1,021	Scored 1,000th career pt vs UCA
JD NOTAE	1,024	Scored 1,000th career pt vs UCA
JUSTIN SMITH	917	105 pts to 1K



**NEEDS  
28  
REBOUNDS  
FOR 400**



**NEEDS  
83 PTS FOR  
1,000 & 31  
REBS FOR  
500**

# Effort. Energy. Enthusiasm.

## #5 Recruiting Class; 3 Top Grad Transfers

- Arkansas' 2020 recruiting class was a consensus top 10 haul. The group included four, four-stars and all are Arkansas natives.
- The ranking did not include three of the top 20 graduate transfers and two players among the nation's top 50 sit-out transfers.

### THE FOLLOWING IS A BREAKDOWN:

#### • 2020 RECRUITING CLASS

	5th ESPN	8th 247Sports	11th Rivals	
• <b>Recruits</b>	ESPN	247 Comp	247	Rivals
Moses Moody	★★★★	45th	45th	40th
POSITION		10th SG	9th SG	8th SG
KK Robinson	★★★★	82nd	61st	39th
POSITION		19th PG	11th PG	8th PG
Devo Davis	★★★★	89th	113th	153rd
POSITION		19th SG	15th CG	20th SG
Jaylin Williams	★★★★	94th	80th	93rd
POSITION		15th C	15th C	13th C



**NATION'S #5 RECRUITING CLASS**  
Moses Moody • KK Robinson • Jaylin Williams • Devo Davis

#### • GRADUATE TRANSFERS

Jalen Tate	#5 (NBC Sports)	#8 (247Sports)	#10 (CBS AND Stadium)	#15 (ESPN)
Vance Jackson Jr.	#8 (CBS)	#18 (Stadium)	#32 (ESPN)	
Justin Smith	#11 (Stadium)	#22 (ESPN)		

#### • SIT-OUT TRANSFERS

JD Notae	#29 (ESPN)
Connor Vanover	#44 (ESPN)

## Moody Honored Dec. 7

- Arkansas guard Moses Moody was named the **SEC Freshman of the Week** and **College Sports Madness SEC Player of the Week**.
- Moody averaged 21 points, 8.5 rebounds and two assists in wins over UT Arlington and Lipscomb. He made 70 percent of his shots from the field (14-of-20) - including 4-of-6 from 3-point range - while going 10-of-13 at the free throw line.
- The Little Rock product had game highs with 24 points and nine rebounds versus UTA to become the first Razorback freshman since Booby Portis in 2014 to have at least 24 and nine in a game. He followed that with an 18-point, eight-rebound performance versus Lipscomb. Moody made 7-of-his-8 shots, including 2-of-3 from 3-point range, while adding three assists in just 24 minutes played.
- Moody is the only Razorback to score in double figures in all seven games this season.
- Moody is 1 of 4 players in the SEC to average at least 15.0 points and 5.0 rebounds to date this season.**

## 16 and 6

- Connor Vanover had to sit-out last year due to NCAA transfer rules. However, he has showed no signs of rust in his first games in a Razorback jersey.

### GAME 1

- Vanover led all scorers with 23 points - one shy of his career high - and he tied a then career-high with eight rebounds. He made 4-of-5 from 3-point range and added three blocked shots.
- The 23 points tied for the third-best production by a Razorback in his debut since 1980.

### GAME 2

- Only scored six points, but grabbed a career-high 16 rebounds and tied a career-high with six blocked shots.
- Only Razorback on record to have at as many as 16 rebounds and six blocked shots in a game.
- First player in the SEC to have 16 rebounds and 6 blocks since Kentucky's Anthony Davis** did so in the 2012 national championship game. Ironically, Davis also only scored six points in that game.

### GAMES 4 - 6

- Only scored a combined 18 points (making four 3-pointers), but grabbed at least nine rebounds in each game - including 10 versus UCA - and was a force defensively, getting a combined nine blocked shots. He **added a career-high three steals** versus Southern.

## J Tate the Great ... Or At Least Really Good

- Jalen Tate has been exactly what was expected of him ... a long, lock-down defender that is a strong rebounder and pass-first point guard that can score. In other words a stat sheet stuffer.
- After scoring a season-high 17 versus UCA, he averages 10.1 points.
- After a career-high 11 assists versus UCA, he has a team-best 32 assists to rank second in the SEC.
- After just one turnover versus UCA, he ranks fourth in the SEC in assist-turnover ratio (2.13).
- Has at least four rebounds in six of seven games, including six versus UTA and Oral Roberts.
- Is 7-of-16 (.438) from 3PT. Tate only made 8-of-44 in 2019-20 and just 6-of-28 in 2017-18. (Note: he did make 24-of-59 in 2018-19.)
- Locked down reigning C-USA Player of the Year - North Texas' Javion Hamlet -to just 1-of-4 shooting and five points.
- Held ORU leading scorer Max Abmas (entered 20.7 ppg and 3.7 3's /gm) to just 11 pts on 4-11 shooting (1-6 from 3PT)

## Sills Named Preseason All-SEC

- Arkansas junior guard Desi Sills was voted preseason All-SEC second team by the league's coaches.
- The Jonesboro product is one of three Razorbacks to play all 66 Arkansas games over the last two seasons (along with former Hogs Adrio Bailey and Jalen Harris). Sills showed great improvement from his freshman to his sophomore season as nearly all his numbers virtually doubled including his scoring (5.3 avg. to 10.6 avg.), his minutes (from 16.9 avg. to 31.2 avg.), 3-pointers made (29 to 47) and rebounds (1.3 avg. to 3.0 avg.).
- While Sills started 24 of 32 games last season, he came on strong over the final 14 games, six coming as a back-up to give much-needed firepower off the bench for the Razorbacks. He shot 32.9 percent from 3-pt for the season including a team-best 45.6 percent (31-of-68) from long range over the last 14 games. In coming off the bench the last six games,

## 2020-21 MISCELLANEOUS STATS

### RECORD BREAKDOWN

At Home	7-0
On The Road	0-0
Neutral	0-0
White Uniforms	3-0
White '94 Throwback Uniforms	4-0
White "Hog" Uniforms	0-0
Cardinal Uniforms	0-0
Anthracite Uniforms	0-0

### GENERAL

When Arkansas controls the tip	6-0
When opponent controls the tip	1-0
When Arkansas scores first	6-0
When opponent scores first	1-0

### LEADS AND DEFICITS

<b>Leading at the half</b>	<b>6-0</b>
home: 6-0   road: 0-0   neutral 1-0	
<b>Tied at the half</b>	<b>0-0</b>
home: 0-0   road: 0-0   neutral 0-0	
<b>Trailing at the half</b>	<b>1-0</b>
home: 1-0   road: 0-0   neutral: 0-0	
Games decided by 5 points or fewer	0-0
Games decided by 10 points or fewer	0-0
<b>With 5:00 left</b>	Leading: 7-0   Trailing: 0-0   Tied: 0-0
<b>With 2:00 left</b>	Leading: 7-0   Trailing: 0-0   Tied: 0-0
Overtime games	0-0

### OFFENSE

Scoring less than 70 points	1-0
Scoring 70-79 points	2-0
Scoring 80-89 points	2-0
Scoring 90-99 points	0-0
Scoring 100+ points	2-0
2 Players Or Less in Double Figures	0-0
3 Players in Double Figures	1-0
4 Players in Double Figures	3-0
5-7 Players in Double Figures	2-0
8 Players in Double Figures	1-0
1 Player Scores 20+ Points	4-0
2+ Players Score 20+ Points	0-0
When shooting at least 50 percent FG	3-0
When shooting at least 33 percent 3FG	4-0

### REBOUNDING/TURNOVERS

When out-rebounding opponent	6-0
When out-rebounded	1-0
When rebounds are even	0-0
When grabbing 10+ offensive reb	6-0
When forcing 15+ turnovers	3-0
When committing less than 15 turnovers	5-0

### BY MONTH

In November	2-0
In December	5-0
In January	0-0
In February	0-0
In March	0-0

### LED HIS TEAM IN SCORING

Player	16-17	17-18	18-19	19-20	20-21	Career
Davis	NA	NA	NA	NA	1	1
Iyiola	NA	3	7	NA	--	10
Jackson	2	NA	7	4	--	13
Moody	NA	NA	NA	NA	2	2
Notae	NA	15	16	NA	1	32
Tate	0	0	7	5	--	12
Sills	NA	NA	1	1	--	2
Smith	NA	1	1	3	2	7
Vanover	NA	NA	1	NA	1	2

### LED HIS TEAM IN REBOUNDING (includes ties)

Player	16-17	17-18	18-19	19-20	20-21	Career
Henderson	NA	NA	0	2	--	2
Iyiola	NA	16	22	NA	--	38
Jackson	1	NA	13	7	--	2
Kimble	NA	NA	NA	8	--	8
Moody	NA	NA	NA	NA	1	1
Notae	NA	3	13	NA	--	16
Sills	NA	NA	0	2	--	2
Smith	NA	1	5	3	2	11
Tate	0	0	2	4	--	6
Vanover	NA	NA	3	NA	4	7
Williams	NA	NA	NA	NA	1	1



Sills poured in a then career-high 17 points in a win over Missouri, a career-high 21 points at Georgia and 20 points in the SEC tournament win versus Vanderbilt.

## Sills Starts Hot; Improves Other Parts of His Game

- Sills is averaging 12.3 points but his average was hurt a little as he only scored a combined nine points in blowouts versus UTA and Lipscomb as Coach Musselman wanted to see his new and younger guys get floor experience.
- Sills leads the team and SEC in steals (13).**
- Sills was mostly relied upon as a spot-up 3-point shooter or a fast-break, get-to-the-rim type player in his first two years. However, he has worked hard to round out his game.
  - ^ He is shooting 54.2% from the field and 39.1% from 3PT.
  - ^ Recorded his first career double-double with 16 pts and 10 rebounds versus ORU.
  - ^ After a five turnover game versus North Texas, Sills only has four turnovers with 15 assists over the last five games including five versus Southern and four versus UCA.

## School-Record 11 New Scholarship Players

- Arkansas has rebuilt its roster for the 2020-21 season.
- Arkansas will have a school-record 11 new players on scholarship (four graduate transfers, three players on last year's roster that sat out and four freshmen) and 11 total.
- The previous record for most new players in one season was nine on scholarship, 10 total, in the 1995-96 season.

## Joe and Jones Get NBA Calls

- Isaiah Joe and Mason Jones both got calls from NBA teams on Nov. 18.
- Joe was selected by the Philadelphia 76ers in the second round (49th overall pick) in the 2020 NBA Draft.
  - ^ Joe is the 39th Razorback to be drafted in the NBA and the 20th within the first two rounds.
- Jones, named All-America honorable mention and SEC co-Player of the Year by the Associated Press this past season, signed a two-way contract as a free agent with the Houston Rockets.
  - ^ Jones was also tabbed consensus first team All-SEC (including unanimous by the media), both USBWA and NABC All-District, and a finalist for the Jerry West Award, presented to the nation's top shooting guard.

## Razorbacks Face Cowboys in SEC/Big 12 Challenge Game

- For the third time in seven seasons, Arkansas will face Oklahoma State in the annual SEC/Big 12 Challenge, the Southeastern Conference announced. The contest is set for Jan. 30, 2021, and will be played in Stillwater, Okla.
- This will be the eighth year of the SEC/Big 12 Challenge and it will feature 10 games between two premier college basketball conferences.
- In 2020, the two conferences shared the Challenge title with both leagues earning five wins, including Arkansas' 78-67 victory over TCU. Over the last four years of the Challenge, both conferences have won 20 games.

### • ARKANSAS IS PLAYING ITS 7TH CONSECUTIVE CHALLENGE.

- 12/04/14	at #20 Iowa State	L	77	95
- 01/30/16	Texas Tech	(ot) W	75	68
- 01/28/17	at Oklahoma State	L	71	99
- 01/27/18	Oklahoma State	W	66	65
- 01/26/19	at #13 Texas Tech	L	64	67
- 01/25/20	TCU	W	78	67

## 3-Ball Streak Continues

- On Feb. 9, 2019, Mason Jones made a 3-pointer at 18:43 of the first half at South Carolina to mark the 1,000th-straight game Arkansas made at least one triple.
- Arkansas fans were getting nervous the streak might end versus Texas Southern in 2019-20. The Razorbacks were 0-of-13 from distance in the first half. However, Isaiah Joe opened the second half with a triple and would make six in the period en route to 29 second-half points - 33 total.
- Arkansas ranks fourth on the NCAA active list of teams that have made at least one 3-pointer.
  1. UNLV 1,107 consecutive games (thru 12/9, next 12/31)
  2. Duke 1,095 consecutive games (thru 12/16, next 12/29)
  - 3. ARKANSAS 1,050 CONSECUTIVE GAMES (THRU 12/20)**
  4. Western Kentucky 1,048 consecutive games (thru 12/19, next 12/22)
- UNLV and Princeton (959 straight games) have made a 3-pointer in every game since the NCAA adopted the rule in 1986-87. Kentucky and Vanderbilt are the only other teams to make a 3-pointer in over 1,000 straight games.
  - ^ The Wildcats' streak ended March 2018 at 1,047 games (0-for-6 vs. Davidson in NCAA first round).
  - ^ The Commodores' streak ended Jan. 15, 2020 at 1,080 games (0-for-25 vs. Tennessee).
- The last game Arkansas did not make a 3-pointer was when the Razorbacks went 0-for-2 at Texas on Jan. 07, 1989.**



## NEW HOG

### #20 KAMANI JOHNSON

6-7, 215, forward

Brooklyn, N.Y. / Arkansas-Little Rock

- **Signed Oct. 26 ... Joined the program on December 19, eligible to practice immediately and will become game eligible for the 2021-22 season.**
- A third team All-Sun Belt pick in 2020 as he more than doubled his point output - going from 5.1 ppg as a freshman to 11.0 ppg as a sophomore - and his rebounding improved from 4.8 per game to 6.7 per game, respectively. Also, his assists total went from 37 to 68 from his first year to his second while his free throw percentage improved from 50.8% to 72.7%.
- Led the Sun Belt and ranked 26th nationally in free throw attempts in 2019-20 and ranked 49th in the NCAA in free throws made (144). Overall, he played in 58 games with 43 starts in two seasons with the Trojans, scoring 479 points, grabbing 337 rebounds and dishing out 105 assists.
- **As a Sophomore at UALR:** Named hird team All-Sun Belt selection ... Two-time Sun Belt Conference Player of the Week (Jan. 6 and Feb. 4) ... Played in all 31 games with 28 starts for the Trojans, averaging 11.0 points, 6.7 rebounds and 2.2 assists per game ... Tied for fifth in the Sun Belt in rebounds per game and was second in offensive rebounds per game (3.0) ... His 144 free throws made ranked sixth in program history for a single season ... In the NCAA, ranked 26th in free throw attempts with a Sun Belt-best 198 and ranked 49th in free throws made (144) ... Had five double-doubles
- **As a Sophomore at UALR:** Played in 27 games with 15 starts as a true freshman ... Averaged 5.1 points and 4.8 rebounds in 19.2 minutes per game.
- **High School/Personal:** Spent two years at Montverde Academy in Florida, leading the Cougars to a state championship ... Played his senior season at Holy Spirit Prep School in Atlanta, averaging 17 points, nine rebounds, three assists and 1.5 blocks ... He is the younger brother of former Kentucky center Dakari Johnson.

## FUTURE HOGS

### CHANCE MOORE

6-5, 195, G

Brookhaven, Ga. / McEachern HS

- ESPN 4 star 44 national / 9 small forward / 3 in Ga.
- 247 Sports Composite 4 star 85 national / 21 shooting guard / 5 in Ga.
- Participated in the Coach Wootten's Top 150 Showcase in October 2020 ... Transferred to McEachern mid-year as a junior and helped the squad reach the Georgia 7A semifinals ... Averaged 21.7 points and 5.8 rebounds.
- Came to McEachern from Holy Innocents Episcopal HS in Atlanta and Chamblee HS prior to that ... As a sophomore at Holy Innocents, named first team Class A Private All-State by HoopSeen.com and second team by the Atlanta Journal Constitution ... Was the Region 5-A North Player of the Year ... Tabbed the Class A Private Sophomore of the Year by HoopSeen.com ... Averaged 20.2 points and 7.0 rebounds.

### AKOL MAWEIN

6-9, 205, F

Sydney, Australia / Southwest Christian (Ark.) Acad. / Navarro College

- Name is pronounced "ah-Cole ma-Ween."
- 247Sports rates him the best JuCo power forward in the nation and the fourth-best overall prospect in the country ... Ranked the fourth-best Juco recruit in the nation by jucorecruiting.com ... Averaged 13.5 points and 5.0 rebounds as a freshman at Navarro ... Made 21-of-64 3-pointers ... Tallied two double-doubles while scoring 20-plus points in six of his last 14 games including a season-high 31 points versus Paniola.
- Attended Southwest Christian Academy in Little Rock as a junior and senior ... Originally committed to play at UC Riverside under then head coach David Patrick, the current Arkansas associate head coach ... Also played for the Woodz Elite program on the Nike EYBL circuit ... Named to the 2019 USA TODAY ALL-USA Arkansas Boys Basketball second team (along with first team pick Davonte Davis).
- Born in Sudan before moving to Egypt and then to Australia ... Came to the United States to play high school basketball.

# #PR HOGS

39

NBA Draft  
Selections

16

All-Star Game  
Appearances

14

All-Defensive  
Team Honors



## CURRENT HOGS IN THE NBA



### DANIEL GAFFORD

- 2nd Year in NBA
- 2019 - 2nd RD/38th overall



### MASON JONES

- 1st Year in NBA
- 2020 - Free Agent
- Two-Way Contract



### PATRICK BEVERLEY

- 9th Year in NBA
- 3x NBA All-Defensive Team
- 2009 - 2nd RD/42nd overall



### ISAIAH JOE

- 1st Year in NBA
- 2020 - 2nd RD/49th overall



### BOBBY PORTIS

- 6th Year in NBA
- 2015 - 1st RD/22nd overall

12

First Round  
Draft Picks

7

All-NBA  
Selections

3

NBA  
Champions



### BELGIUM

- Jabril Durham Belfius Mons-Hainaut

### CANADA

- Olu Famutimi Guelph
- Marvell Waithe Windsor Express

### CHINA

- Sonny Weems Guangdong Southern

### CZECH REPUBLIC

- Delvon Johnson Svitavy

### EGYPT

- Jaylen Barford Al Ettehad

### FRANCE

- Dustin Thomas BC Souffelweyersheim

### GREECE

- Dusty Hannahs Kolossos HH

### HUNGARY

- Adrio Bailey OSE Lions

### ISRAEL

- Coty Clarke Bnei Hertzeliya
- Rashad Madden Netanya

### ITALY

- Marshawn Powell Trapani
- Charles Thomas Scafati

### LEBANON

- Darian Townes Al Riyadi

### LUXEMBOURG

- Michael Jones Larochette B

### MEXICO

- B.J. Young Libertadores de Queretaro

### SPAIN



- Moses Kingsley Bilbao

### TURKEY

- Daryl Macon Galatasaray





<div>  <b>2020-21 SEC STANDINGS</b>  </div>										
THROUGH SUNDAY - DEC 20, 2020										
	SEC	PCT.	HOME	AWAY	OVERALL	PCT.	HOME	ROAD	NEUTRAL	STRK
<b>ARKANSAS</b>	-	-	-	-	7-0	1.000	7-0	0-0	0-0	W8
GEORGIA	-	-	-	-	6-0	1.000	6-0	0-0	0-0	W7
MISSOURI	-	-	-	-	5-0	1.000	3-0	1-0	1-0	W5
TENNESSEE	-	-	-	-	4-0	1.000	4-0	0-0	0-0	W4
LSU	-	-	-	-	4-1	.800	3-0	0-1	1-0	W3
OLE MISS	-	-	-	-	4-1	.800	3-0	1-1	0-0	L1
TEXAS A&M	-	-	-	-	4-1	.800	4-0	0-0	0-1	W1
FLORIDA	-	-	-	-	3-1	.750	1-0	0-1	2-0	L1
VANDERBILT	-	-	-	-	3-1	.750	3-1	0-0	0-0	W1
AUBURN	-	-	-	-	5-2	.714	3-0	0-1	2-1	W4
ALABAMA	-	-	-	-	4-3	.571	2-1	0-0	2-2	L1
MISSISSIPPI STATE	-	-	-	-	4-3	.571	4-0	0-0	0-3	W1
SOUTH CAROLINA	-	-	-	-	1-2	.333	0-0	0-1	1-1	L1
KENTUCKY	-	-	-	-	1-5	.167	1-2	0-0	0-3	L5

AP (Dec. 21)		
1 Gonzaga (61)	4-0	1,597
2 Baylor (3)	5-0	1,538
3 Kansas	7-1	1,426
4 Iowa	6-1	1,365
5 Villanova	7-1	1,304
6 Houston	5-0	1,272
7 West Virginia	7-1	1,225
<b>8 TENNESSEE</b>	<b>4-0</b>	<b>1,109</b>
9 Wisconsin	6-1	1,051
10 Texas	7-1	1,035
11 Rutgers	6-0	878
12 Michigan State	6-1	839
13 Creighton	6-2	773
<b>14 MISSOURI</b>	<b>5-0</b>	<b>768</b>
15 Texas Tech	6-2	661
16 Virginia	3-1	510
17 North Carolina	5-2	492
18 Illinois	5-3	468
19 Michigan	6-0	367
20 Duke	3-2	352
21 Florida State	4-1	335
22 Xavier	8-0	249
23 Ohio State	6-1	245
24 Virginia Tech	6-1	181
25 Oregon	6-1	167

COACHES (Dec. 21)		
1 Gonzaga	4-0	745
2 Baylor	5-0	725
3 Villanova	7-1	628
4 Kansas	7-1	612
5 Iowa	6-1	597
6 West Virginia	7-1	560
7 Houston	5-0	559
<b>8 TENNESSEE</b>	<b>4-0</b>	<b>523</b>
9 Wisconsin	6-1	471
10 Texas	7-1	459
11 Michigan St	6-1	436
12 Rutgers	6-0	423
13 Creighton	6-2	359
<b>14 MISSOURI</b>	<b>5-0</b>	<b>323</b>
15 Virginia	3-1	285
16 Texas Tech	6-2	284
17 North Carolina	5-2	226
18 Illinois	5-3	215
19 Michigan	6-0	203
20 Ohio St.	6-1	198
21 Florida State	4-1	172
22 Xavier	8-0	145
23 Richmond	6-1	95
24 Oregon	6-1	87
25 Duke	3-2	86

HOGS IN THE POLLS			
WEEK	AP	COACH	NET
Preseason	NR	ARV (2)	NA
Nov. 30	ARV (2)	NA	NA
Dec. 7	NR	ARV (11)	NA
Dec. 14	ARV (4)	ARV (4)	NA
Dec. 21	ARV (54)	ARV (32)	NA
Dec. 28			
Jan. 4			
Jan. 11			
Jan. 18			
Jan. 25			
Feb. 1			
Feb. 8			
Feb. 15			
Feb. 22			
Mar. 1			
Mar. 8			
FINAL			

THE LAST TIME ARKANSAS			
• Ranked on AP Poll Date			
Top 16-25:	#22	01/01/18	
Top 11-15:	#15	11/14/00	
Top 6-10:	#6	1995 Final Poll	
Top 2-5:	#5	03/07/95	
No. 1:	#1	'94-95 Preseason	
• Vs. Ranked Opp - Last Win			
Top 25:	90-162 (LAST W: at #19 LSU 2019)		
#25:	3-4 Vanderbilt	1/31/12	
#24:	1-3 Vanderbilt	2/23/00	
#23:	3-7 vs Florida (SEC)	3/19/18	
#22:	4-2 Kentucky (OT)	2/23/11	
#21:	4-3 Texas A&M	2/17/18	
#20:	10-5 Michigan	1/21/12	
#19:	7-3 at LSU	2/2/19	
#18:	5-7 at Ole Miss	1/31/10	
#17:	2-3 at Kentucky	12/27/14	
#16:	3-7 LSU	1/20/07	
#15:	3-5 Mississippi State	1/7/12	
#14:	5-7 Auburn	2/27/18	
#13:	6-3 Kentucky (OT)	1/14/14	
#12:	6-8 Alabama	1/27/07	
#11:	5-8 Missouri	12/5/95	
#10:	4-4 at Tennessee	2/25/06	
#9:	3-4 Tennessee (OT)	12/30/17	
#8:	3-4 Alabama	1/6/07	
#7:	1-5 Texas	1/6/09	
#6:	5-11 Kentucky	2/20/99	
#5:	4-4 Texas A&M	1/27/16	
#4:	5-12 Oklahoma	12/30/08	
#3:	0-14 --	--	
#2:	6-8 Florida	2/5/13	
#1:	1-11 vs. UNC (at PB)	2/12/84	

Monday, December 21		TV	Time (CT)
Wofford at Texas A&M		SECN	Noon
Saint Joseph's at Tennessee		SECN	5:00 pm
Miss Valley St at Mississippi State		SECN	7:00 pm
Tuesday, December 22		TV	Time (CT)
Appalachian State at Auburn		SECN+	2:00 pm
<b>ABILENE CHRISTIAN AT ARKANSAS</b>		<b>SECN</b>	<b>4:00 PM</b>
UT Martin at Ole Miss		SECN+	4:00 pm
Vanderbilt at Davidson		ESPN+	6:00 pm
Bradley at Missouri		SECN+	6:00 pm
James Madison at Florida		SECN	6:00 pm
Northeastern at Georgia		SECN+	6:00 pm
ETSU at Alabama		SECN+	6:30 pm
VCU at LSU		SECN	8:00 pm
Wednesday, December 23		TV	Time (CT)
USC Upstate at Tennessee		SECN	4:00 pm
SC State at South Carolina		SECN	6:00 pm
Saturday, December 26		TV	Time (CT)
Kentucky at Louisville		ESPN2	11:00 am
Sunday, December 27		TV	Time (CT)
Alcorn State at Vanderbilt		SECN	3:00 pm
Tuesday, December 29		TV	Time (CT)
Texas A&M at LSU		SECN	6:00 pm
South Carolina at Kentucky		ESPN2	6:00 pm
Ole Miss at Alabama		SECN	7:00 pm
Wednesday, December 30		TV	Time (CT)
Mississippi State at Georgia		SECN	6:00 pm
<b>ARKANSAS AT AUBURN</b>		<b>ESPN2</b>	<b>6:00 PM</b>
Tennessee at Missouri		SECN	8:00 pm
Florida at Vanderbilt		ESPN2	8:00 pm
Saturday, January 2		TV	Time (CT)
Alabama at Tennessee		ESPN2/U	1 or 3 pm
<b>MISSOURI AT ARKANSAS</b>		<b>CBS</b>	<b>11:00 AM</b>
LSU at Florida		CBS	1:00 pm
Florida A&M at South Carolina		SECN	3:30 pm
Kentucky at Mississippi State		SECN	5:00 pm
Wichita State at Ole Miss		ESPNU	5:00 pm
Auburn at Texas A&M		SECN	7:30 pm
• As Ranked By # - Last Time			
as Top 25: 395-114			
#25:	6-2 W. Iowa	11/30/14	
#24:	6-0 W. at Ole Miss	2/14/15	
#23:	5-1 W. at Vanderbilt	1/10/15	
#22:	8-5 L. at Auburn	1/6/18	
#21:	6-4 L. North Texas	12/5/00	
#20:	17-5 W. at LSU	1/2/99	
#19:	16-7 L. Ole Miss	1/17/15	
#18:	18-8 L. LSU	3/7/15	
#17:	14-6 L. #21 Iowa (NCAA)	3/13/99	
#16:	13-6 L. #7 Kentucky (SEC)	3/7/98	
#15:	16-3 L. Southern Miss	1/18/00	
#14:	28-4 W. Vanderbilt	2/7/98	
#13:	13-3 W. Centenary	12/18/97	
#12:	19-8 L. at Alabama	2/28/98	
#11:	20-6 W. South Carolina	2/15/92	
#10:	12-3 W. Ole Miss	2/18/95	
#9:	21-6 W. #5 Kentucky	1/29/95	
#8:	8-9 W. Montevallo	2/25/95	
#7:	18-2 W. Auburn	3/4/95	
#6:	21-3 L. UCLA (NCAA)	4/3/95	
#5:	13-8 L. #3 Kentucky (SEC)	3/12/95	
#4:	13-2 W. at Missouri	12/3/94	
#3:	30-5 W. Tennessee	1/7/95	
#2:	38-4 W. Duke (NCAA)	4/4/94	
#1:	16-4 W. #14 Georgetown	11/27/94	
• Last Time Beat Ranked Opp.			
• HOME •	• ROAD •		
#25: Vandy	1/31/12	--	(0-0)
#24: Vandy	2/23/00	--	(0-0)
#23: LSU	3/3/92	Texas	3/3/91
#22: Kentucky	2/23/11	--	(0-1)
#21: Texas A&M	2/17/18	S. Carolina	2/15/17
#20: Michigan	1/21/12	Alabama	2/28/01
#19: Auburn	3/5/00	LSU	2/2/19
#18: Vandy	3/1/08	Ole Miss	1/31/10
#17: Ole Miss	2/5/10	Kentucky	2/27/14
#16: LSU	1/20/07	--	(0-4)
#15: Miss State	1/7/12	--	(0-2)
#14: Auburn	2/27/18	--	(0-3)
#13: Kentucky	1/14/14	--	(0-1)
#12: Texas	2/6/82	--	(0-5)
#11: Missouri	12/5/95	Texas	2/1/79
#10: Florida	2/18/06	Tennessee	2/25/06
#9: Tennessee	12/30/17	Arizona	12/6/92
#8: Alabama	1/6/07	Kentucky	1/25/92
#7: Texas	1/6/09	--	(0-1)
#6: Kentucky	2/20/99	--	(0-5)
#5: Texas A&M	1/27/16	--	(0-1)
#4: Oklahoma	12/30/08	Kentucky	2/9/94
#3: --	(0-1)	--	(0-3)
#2: Florida	2/5/13	--	(0-5)
#1: --	(0-2)	--	(0-2)

RECEIVING VOTES: San Diego State 146, Richmond 142, Saint Louis 64, **ARKANSAS 54**, Indiana 53, Clemson 28, **FLORIDA 20**, **GEORGIA 19**, Colorado 13, BYU 9, Purdue 9, Louisville 8, Northwestern 7, UCF 6, Minnesota 4, UCLA 3, **OKLAHOMA STATE 3**, **LSU 2**, Western Kentucky 2, SMU 1

RECEIVING VOTES: San Diego St. 84; Virginia Tech 42; **ARKANSAS 32**; Clemson 26; Indiana 22; Saint Louis 21; UCLA 19; Louisville 17; Colorado 15; Saint Mary's 9; **FLORIDA 9**; Connecticut 7; **LSU 6**; Stanford 5; Southern Methodist 4; **OKLAHOMA STATE 4**; Brigham Young 4; Minnesota 3; Central Florida 3; Purdue 1; **ABILENE CHRISTIAN 1**.



## Versus 2020-21 Opponents

### NON-CONFERENCE

SCHOOL	GMS	SERIES RECORD	H	A	N	LAST MEETING
Abilene Christian		• FIRST MEETING •				
Central Arkansas	7	Arkansas Leads, 7-0	4-0	3-0	0-0	H - W, 100-75 (12/12/20)
Lipscomb	2	Arkansas Leads, 2-0	2-0	0-0	0-0	H - W, 86-50 (12/05/20)
Miss Valley State	6	Arkansas Leads, 6-0	6-0	0-0	0-0	H - W, 142-62 (11/25/20)
North Texas	16	Arkansas Leads, 16-0	9-0	1-0	6-0	H - W, 69-54 (11/28/20)
Oklahoma State	52	Arkansas Trails, 15-37	10-9	4-13	1-15	H - W, 66-65 (12/07/18)
Oral Roberts	13	Arkansas Leads, 11-2	8-0	1-2	2-0	H - W, 87-76 (12/20/20)
Southern	3	Arkansas Leads, 3-0	2-0	0-0	1-0	H - W, 79-44 (12/09/20)
Texas-Arlington	9	Arkansas Leads, 9-0	7-0	1-0	1-0	H - W, 72-60 (12/02/20)
Tulsa	61	Arkansas Leads, 37-24	25-8	9-15	3-1	H - W, 98-79 (12/14/19)

### SOUTHEASTERN CONFERENCE

SCHOOL	GMS	SERIES RECORD	H	A	N	LAST MEETING
Alabama	63	Arkansas Leads, 35-28	19-6	8-20	8-2	A - W, 82-78 (02/01/20)
• SEC Only	53	Arkansas Leads, 28-25	19-6	8-18	1-1	
Auburn	54	Arkansas Leads, 34-20	21-5	12-14	1-1	H - L, 76-79 ot (02/04/20)
• SEC Only	53	Arkansas Leads, 34-19	21-5	12-14	1-0	
Florida	38	Arkansas Trails, 12-26	8-7	2-14	2-5	A - L, 59-73 (02/18/20)
• SEC Only	38	SAME	SAME	SAME	SAME	
Georgia	39	Arkansas Leads, 23-16	11-3	6-10	6-3	A - L, 89-99 (02/29/20)
• SEC Only	39	SAME	SAME	SAME	SAME	
Kentucky	44	Arkansas Trails, 11-33	7-8	3-15	1-10	H - L, 66-73 (01/18/20)
• SEC Only	39	Arkansas Trails, 11-28	7-8	3-13	1-8	
LSU	69	Arkansas Leads, 37-32	20-8	12-18	5-6	H - W, 99-90 (03/04/20)
• SEC Only	60	Arkansas Leads, 33-27	20-8	11-17	2-2	
Ole Miss	82	Arkansas Leads, 49-33	16-11	9-20	24-2	A - W, 76-72 (01/11/20)
• SEC Only	53	Series Tied, 27-27	16-10	9-18	1-0	
Mississippi State	64	Arkansas Leads, 33-31	21-8	7-22	5-1	H - L, 77-78 (02/15/20)
• SEC Only	55	Arkansas Leads, 28-27	20-7	6-20	2-0	
Missouri	53	Arkansas Leads, 28-25	17-9	10-16	1-0	H - W, 78-68 (02/22/20)
• SEC Only	16	Arkansas Leads, 9-7	7-1	2-6	0-0	
South Carolina	35	Arkansas Leads, 20-15	11-5	6-8	3-2	H - L, 77-79 (01/29/20)
• SEC Only	35	SAME	SAME	SAME	SAME	
Tennessee	43	Arkansas Trails, 21-22	11-4	4-13	6-5	H - W, 86-69 (02/26/20)
• SEC Only	39	Arkansas Trails, 18-21	11-4	4-13	3-4	
Texas A&M	160	Arkansas Leads, 103-57	58-15	38-38	7-4	A - L, 69-77 (03/07/20)
• SEC Only	14	Arkansas Leads, 8-6	6-1	2-5	0-0	
Vanderbilt	40	Arkansas Leads, 28-12	16-3	7-8	5-1	N - W, 86-73 (03/11/20)
• SEC Only	38	Arkansas Leads, 27-11	15-3	7-7	5-1	



### ERIC MUSSELMAN LIVE RADIO SHOW

Once again, there will be 12 Arkansas basketball radio shows, all starting at 7 pm, at Sassy's BBQ and Grille in Fayetteville.

Monday, Dec. 28  
Monday, Jan. 11  
Monday, Jan. 25  
Monday, Feb. 22

Monday, Jan. 4  
Monday, Jan. 18  
Sunday, Jan. 31  
Sunday, Feb. 28



### COURTSIDE WITH ERIC MUSSELMAN

There will be 10, 30-minute television shows featuring head coach Eric Musselman and co-host Chuck Barrett. Each show will air on Sunday. Please check local listings for times and channels in your area.

Sunday, Jan. 3  
Sunday, Jan. 17  
Sunday, Jan. 31  
Sunday, Feb. 14  
Sunday, Feb. 28

Sunday, Jan. 10  
Sunday, Jan. 24  
Sunday, Feb. 7  
Sunday, Feb. 21  
Sunday, Mar. 7

## ARKANSAS IN THE 2020-21

(Through Games of Sunday - Dec. 20)



### TEAM IN THE NCAA/SEC

	NCAA	SEC	NO.
3-pt Field Goal Attempts (327 ranked)	27	3	204
Assist Turnover Ratio (327 ranked)	22	2	1.49
Assists Per Game (327 ranked)	41	1	17.3
Blocked Shots Per Game (325 ranked)	2	1	6.6
Defensive Rebounds per Game (327 ranked)	8	1	33
Fewest Fouls (327 ranked)	151	9	106
Fewest Turnovers (327 ranked)	147	8	81
Field-Goal Percentage (327 ranked)	79	5	47.2
Field-Goal Percentage Defense (327 ranked)	8	2	34.6
Free Throw Attempts (327 ranked)	75	4	143
Free Throws Made (326 ranked)	75	3	102
Free-Throw Percentage (327 ranked)	139	8	71.3
Offensive Rebounds Per Game (327 ranked)	17	1	14.71
Personal Fouls Per Game (327 ranked)	28	3	15.1
Rebound Margin (327 ranked)	10	1	13.6
Scoring Defense (327 ranked)	30	4	60.1
Scoring Margin (327 ranked)	3	1	30.6
Scoring Offense (327 ranked)	13	1	90.7
Steals Per Game (327 ranked)	70	5	8.3
Three Pt FG Defense (327 ranked)	59	5	28.1
Three-Point Field Goals Per Game (327 ranked)	26	1	10.1
Three-Point Field-Goal Percentage (327 ranked)	130	5	34.8
Total 3-point FGM (327 ranked)	30	1	71
Total Assists (327 ranked)	38	1	121
Total Blocks (325 ranked)	1	1	46
Total Rebounds (327 ranked)	15	1	334
Total Rebounds Per Game (326 ranked)	5	1	47.71
Total Steals (326 ranked)	44	1	58
Turnover Margin (319 ranked)	86	4	2.7
Turnovers Forced (327 ranked)	172	11	14.29
Turnovers Per Game (327 ranked)	40	2	11.6
Won-Lost Percentage (308 ranked)	1	1	100

### RAZORBACKS IN THE NCAA/SEC

	PLAYER	NCAA	SEC	NO.
3-pt Field Goal Attempts (237 ranked)	JD Notae	65	1	47
Assist Turnover Ratio (249 ranked)	Jalen Tate	127	4	2.13
	JD Notae	169	6	1.91
Assists Per Game (244 ranked)	Jalen Tate	102	4	4.6
Blocked Shots Per Game (210 ranked)	Connor Vanover	18	1	2.86
Defensive Rebounds per Game (212 ranked)	Connor Vanover	34	2	7
Double Doubles (114 ranked)	Desi Sills	114	6	1
	Justin Smith	114	6	1
	Jalen Tate	114	6	1
Field-Goal Percentage (250 ranked)	Moses Moody	164	8	50
Free Throw Attempts (228 ranked)	Moses Moody	107	4	35
	Justin Smith	228	12	28
Free Throws Made (238 ranked)	Moses Moody	83	4	28
Free-Throw Percentage (250 ranked)	Moses Moody	202	13	80
Offensive Rebounds Per Game (236 ranked)	Justin Smith	19	2	3.86
	Moses Moody	228	16	2.29
Points Per Game (248 ranked)	Moses Moody	183	7	16.3
Rebounds Per Game (244 ranked)	Connor Vanover	97	8	8.1
	Justin Smith	182	10	7.1
Steals Per Game (240 ranked)	Desi Sills	147	9	1.86
Total 3-point FGM (250 ranked)	JD Notae	201	6	13
	Moses Moody	250	9	12
Total Assists (244 ranked)	Jalen Tate	71	2	32
	JD Notae	244	4	21
Total Blocks (223 ranked)	Connor Vanover	10	1	20
	Justin Smith	223	12	6
Total Field Goal Attempts (241 ranked)	Justin Smith	138	4	85
	JD Notae	174	5	80
	Moses Moody	241	7	74
Total Field Goals Made (240 ranked)	Justin Smith	130	2	39
	Moses Moody	169	3	37
Total Points (246 ranked)	Moses Moody	118	2	114
	Justin Smith	238	8	96
	JD Notae	246	9	95
Total Rebounds (249 ranked)	Connor Vanover	83	2	57
	Justin Smith	137	4	50
Total Steals (197 ranked)	Desi Sills	68	1	13
	Moses Moody	197	6	10



## ERIC MUSSELMAN

### ARKANSAS HEAD COACH

137-46 • 6th year as collegiate head coach  
 503-291 • 14 seasons as professional head coach

#### COLLEGIATE HEAD COACHING RECORD

Year	Record	Conference	Postseason
2015-16	24-14	10-8 MW (T4th)	CBI Champion
2016-17	28-7	14-4 MW (1st) ^ *	NCAA 1st Round
2017-18	29-8	15-3 MW (1st) ^	NCAA Sweet 16
2018-19	29-5	15-3 MW (1st) ^	NCAA 1st Round
2019-20	20-12	7-11 SEC (T10th)	Canceled
2020-21	7-0	--	--
<b>Totals</b>	<b>137-46</b>	<b>61-29</b>	

^ - Regular season champion / \* - Tournament champion

Eric Musselman was named Arkansas' 13th head men's basketball coach on April 7, 2019. He has over 30 years of coaching experience, including five as a collegiate head coach and 14 as a professional head coach.

In his five years as a collegiate head coach, Musselman has won at least 20 games each season (24, 28, 29, 29 and 20) to post a 130-46 record and .739 winning percentage - ninth-best among active Division I coaches. Prior to entering the collegiate head coaching ranks, Musselman was a head coach for seven professional teams, including two seasons with the Golden State Warriors (2002-04) and one with the Sacramento Kings (2006-07). He has won over 550 games as a professional head coach with a combined winning percentage of .626 (553-330).

Musselman is married to Danyelle Sargent Musselman who has worked at ESPN, Fox Sports and the NFL Network as a broadcaster. Musselman has two sons, Michael and Matthew, and the couple has a daughter, Mariah.

Musselman's father Bill was also an NBA head coach and they were the first father-son combination to become head coaches in the NBA.

## MUSSELMAN'S CAREER AS HEAD COACH

NOTE: Professional basketball **DOES NOT** count postseason toward season W-L record nor to head coach W-L record

Year	Team	League	Record	Note for the Season	Reg. Season Div./Conf. Finish	Postseason
1989-90	Rapid City	CBA	42-14	<b>MOST WINS IN CBA</b>	1st National Conf.	Finals (8-8) *
1991-92	Rapid City	CBA	37-19	<b>2nd-most wins in CBA</b>	1st National Conf.	Finals (9-7) *
1992-93	Rapid City	CBA	44-12	<b>MOST WINS IN CBA</b>	1st National Conf.	Conf. Finals (5-3) *
1993-94	Rapid City	CBA	37-19	<b>MOST WINS IN CBA</b>	1st National Conf.	Conf. Finals (5-5) *
1994-95	Rapid City	CBA	31-25	6th-most wins in CBA	5th National Conf.	Conf. 1st Rd (0-2) *
1995-96	Florida	CBA	41-15	<b>MOST WINS IN CBA</b>	1st National Conf.	Conf. Finals (5-3) *
1996-97	Florida	CBA	38-18	<b>2nd-most wins in CBA</b>	1st American Conf.	Finals (7-6) *
1995	Florida	USBL	25-2	<b>MOST WINS IN USBL</b>	1st Overall	Champion (1-0) *
1996	Florida	USBL	28-1	<b>MOST WINS IN USBL</b>	1st Southern Div.	Champion (3-0) *
2002-03	Golden State	NBA	38-44	6th Pacific Division	11th Western Conf.	--
2003-04	Golden State	NBA	37-45	T4th Pacific Division	11th Western Conf.	--
2006-07	Sacramento	NBA	33-49	5th Pacific Division	11th Western Conf.	--
2010-11	Reno	D-League	34-16	<b>2nd-most wins in NBADL</b>	1st Western Conf.	Semifinals (2-3) *
2011-12	Los Angeles	D-League	38-12	<b>MOST WINS IN NBADL</b>	1st Western Conf.	Finals (5-2) *
2015-16	Nevada	NCAA	24-14	Led NCAA in FT Made	T4th Mountain West	CBI Champion (5-1)
2016-17	Nevada	NCAA	28-7	T16th for Most wins NCAA	1st Mountain West	NCAA 1st Rd (0-1)
2017-18	Nevada	NCAA	29-8	2nd in NCAA in A-TO ratio	1st Mountain West	NCAA Sweet 16 (2-1)
2018-19	Nevada	NCAA	29-5	7th in NCAA in W-L%	1st Mountain West	NCAA 1st Rd (0-1)
2019-20	Arkansas	NCAA	20-12	<b>Led NCAA in 3PT% Def</b>	<b>T10th SEC</b>	<b>Canceled</b>
2020-21	Arkansas	NCAA	7-0	--	--	--
2010	Dominican Team		5-1	Silver Medal Centrobasket Championship		
2011	Venezuelan Team		12-9	5th FIBA Americas Championship		
2012	Venezuelan Team		7-4	Silver Medal FIBA South American Championship		

## Effort. Energy. Enthusiasm.

#### MUSSELMAN VS. ALL OPPONENTS

Opponent	Overall	at Nevada	at Arkansas	Last Meeting
Air Force	7-0	7-0	0-0	03/05/19
Akron	1-0	1-0	0-0	12/22/18
Alabama	1-0	0-0	1-0	02/01/20
Arizona State	1-0	1-0	0-0	12/07/18
Arkansas-Little Rock	1-0	1-0	0-0	11/16/18
Alabama	0-1	0-0	0-1	02/04/20
Austin Peay	1-0	0-0	1-0	11/12/19
Boise State	7-2	7-2	0-0	02/02/19
Bradley	1-0	1-0	0-0	12/03/16
Buffalo	1-0	1-0	0-0	11/25/16
BYU	1-0	1-0	0-0	11/06/18
Cal State Fullerton	0-1	0-1	0-0	11/28/15
California Baptist	1-0	1-0	0-0	11/19/18
<b>Central Arkansas</b>	<b>1-0</b>	<b>0-0</b>	<b>1-0</b>	<b>12/20/20</b>
Cincinnati	1-0	1-0	0-0	03/18/18
Coastal Carolina	1-0	1-0	0-0	11/13/15
Colorado State	7-1	7-1	0-0	02/02/19
Davidson	1-0	1-0	0-0	11/21/17
Drake	1-0	1-0	0-0	12/12/15
Eastern Washington	1-0	1-0	0-0	03/21/16
Florida	0-2	0-1	0-1	02/18/20
Fresno Pacific	1-0	1-0	0-0	12/09/15
Fresno State	6-3	6-3	0-0	02/23/19
LSU	1-1	0-0	1-1	03/05/20
Georgia Tech	1-0	0-0	1-0	11/25/19
Grand Canyon	1-0	1-0	0-0	12/09/18
Hawai'i	1-1	1-1	0-0	11/24/17
Holy Names	1-0	1-0	0-0	11/30/15
Idaho	1-0	1-0	0-0	11/10/17
Illinois State	1-0	1-0	0-0	11/29/17
Indiana	1-0	0-0	1-0	12/29/19
Iona	1-1	1-1	0-0	11/26/16
Iowa State	0-1	0-1	0-0	03/16/17
Kentucky	0-1	0-0	0-1	01/19/20
<b>Lipscomb</b>	<b>1-0</b>	<b>0-0</b>	<b>1-0</b>	<b>12/05/20</b>
LSU	0-1	0-0	0-1	01/08/20
Loyola-Chicago	1-1	1-1	0-0	11/28/18
Loyola Marymount	1-0	1-0	0-0	11/14/16
Ole Mis	1-0	0-0	1-0	01/11/20
Massachusetts	1-0	1-0	0-0	11/23/18
Mississippi State	0-2	0-0	0-2	02/15/20
<b>Mississippi Valley</b>	<b>0-0</b>	<b>1-0</b>	<b>1-0</b>	<b>11/25/20</b>
Missouri	1-1	0-0	1-1	02/21/20
Montana	2-0	1-0	1-0	11/16/19
Montana State	1-0	1-0	0-0	11/15/15
Morehead State	2-1	2-1	0-0	04/01/16
New Mexico	5-3	5-3	0-0	02/09/19
<b>North Texas</b>	<b>2-0</b>	<b>0-0</b>	<b>2-0</b>	<b>11/29/20</b>
Northern Kentucky	1-0	0-0	1-0	11/30/19
Oakland	1-0	1-0	0-0	11/23/16
<b>Oral Roberts</b>	<b>1-0</b>	<b>0-0</b>	<b>1-0</b>	<b>12/20/20</b>
Oregon State	1-1	1-1	0-0	11/18/16
Pacific	4-0	4-0	0-0	11/09/18



## MUSSELMAN VS. ALL OPPONENTS

Opponent	Overall	at Nevada	at Arkansas	Last Meeting
Portland State	1-0	1-0	0-0	11/25/15
Radford	1-0	1-0	0-0	12/17/17
Rhode Island	1-0	1-0	0-0	11/13/17
Rice	1-0	0-0	1-0	11/05/19
Saint Mary's	0-1	0-1	0-0	11/11/16
San Diego State	3-7	3-7	0-0	03/0/19
San Francisco	0-1	0-1	0-0	12/23/17
San Jose State	6-0	6-0	0-0	01/09/19
Santa Clara	2-0	2-0	0-0	11/15/17
South Carolina	0-1	0-0	0-1	01/29/20
South Dakota	1-0	0-0	1-0	11/22/19
South Dakota State	1-0	1-0	0-0	12/15/18
<b>Southern</b>	<b>1-0</b>	<b>0-0</b>	<b>1-0</b>	<b>12/09/20</b>
Southern Cal	1-0	1-0	0-0	12/01/18
Southern Illinois	1-0	1-0	0-0	12/22/17
Tennessee	1-1	0-0	1-1	02/26/20
Texas	1-0	1-0	0-0	03/16/18
Texas A&M	1-1	0-0	1-1	03/07/20
TCU	1-1	0-1	1-0	01/25/20
Texas Southern	1-0	0-0	1-0	11/19/19
Texas Tech	0-1	0-1	0-0	12/05/17
Towson	1-0	1-0	0-0	12/21/16
Tulsa	2-0	1-0	1-0	12/14/19
UC Davis	1-0	1-0	0-0	12/19/17
UC Irvine	2-0	2-0	0-0	12/02/17
UC Santa Barbara	1-0	1-0	0-0	12/22/16
UNLV	7-2	7-2	0-0	02/27/19
<b>UT Arlington</b>	<b>1-0</b>	<b>0-0</b>	<b>1-0</b>	<b>12/02/20</b>
Utah	1-0	1-0	0-0	12/29/18
Utah State	7-2	7-2	0-0	03/02/19
Valparaiso	1-0	0-0	1-0	12/21/19
Vanderbilt	2-0	0-0	2-0	03/11/20
Vermont	1-0	1-0	0-0	03/23/16
Washington	1-0	1-0	0-0	12/11/16
Western Kentucky	0-1	0-0	0-1	12/07/19
Wichita State	0-1	0-1	0-0	12/22/15
Wyoming	5-1	5-1	0-0	02/16/19
<b>Totals</b>	<b>137-46</b>	<b>110-34</b>	<b>27-12</b>	

## MUSSELMAN VS. CONFERENCES

American Athletic	3-0	CAA	1-0	Ohio Valley	3-1
American East	1-0	C-USA	3-1	Pac-12	5-1
ACC	1-0	Horizon League	2-0	Patriot League	0-0
Atlantic Sun	1-0	Ind./Non DI	2-0	SEC	8-12
Atlantic 10	3-0	Ivy League	0-0	SoCon	0-0
Big East	0-0	MAAC	1-1	Southland	1-0
Big Sky	6-0	Mid-American	1-0	SWAC	3-0
Big South	2-0	MEAC	0-0	Summit League	3-0
Big Ten	1-0	Missouri Valley	6-2	Sun Belt	3-0
Big 12	2-3	Mountain West	60-21	WCC	8-2
Big West	5-2	Northeast	0-0	WAC	2-0

## MUSSELMAN MILESTONE WINS

### OVERALL

1	11/13/15	Coastal Carolina (Honolulu, Hawaii)	73-56
100	01/24/19	Colorado State (Reno, Nev.)	100-60

### AT ARKANSAS

1	11/05/19	Rice (Fayetteville, Ark.)	91-43
---	----------	---------------------------	-------

## MUSSELMAN COACHING HONORS

- 1996 USBL Coach of the Year
- 2003 NBA Coach of the Year Runner-Up
- 2012 NBA D-League Coach of the Year
- 2016 Bleacher Report's Mountain West Coach of the Year
- 2017 USBWA District VIII Coach of the Year
- 2018 USBWA District VIII and NABC District 17 Coach of the Year
- Mountain West Coach of the Year

## MUSSELMAN DID YOU KNOWS....

- Named General Manager of CBA's Rapid City Thrillers at age 22. The next year, became head coach of the Thrillers at he age of 23, the youngest coach in CBA history.
- From 1990-1997, had 26 players called up to the NBA, the highest number in the league during that span ... The only person in CBA history to coach in five league All-Star Games (1990, 1992, 1993, 1994, 1997)
- The first coach in professional basketball history to win 100 games by the age of 28.
- At the age of 37, named head coach of the Golden State Warriors and was the youngest head coach in the NBA at the time.
- He and his father, Bill, were first father-son combination to both become head coaches in NBA history.
- In 2003, was runner-up to San Antonio's Gregg Popovich for NBA Coach of the Year Award voting (231 points, including 26 first-place votes).
- Only needed 130 games to win his 100th game as a collegiate head coach.
- Is the CBA's third all-time winningest coach (270-122 in seven seasons) and the most successful coach (54-3 in two seasons) in the history of the United States Basketball League.
- Led CBA in scoring (116.7 ppg) in 192-93 -2nd in NBA in scoring (102.4 ppg) in 2002-03.

## MUSSELMAN RECORD • POINTS SCORED

<b>Scoring Below 50 Points:</b>	<b>0-0</b>
- At Arkansas .....	<b>0-0</b>
Home:.....	0-0 at Arkansas
Away:.....	0-0 at Arkansas
Neutral:.....	0-0 at Arkansas
<b>Scoring 50-59 Points:</b>	<b>0-8</b>
- At Arkansas: .....	<b>0-0</b>
Home:.....	0-1 at Arkansas
Away:.....	0-5 at Arkansas
Neutral:.....	0-2 at Arkansas
<b>Scoring 60-69 Points:</b>	<b>15-14</b>
- At Arkansas .....	<b>7-3</b>
Home:.....	9-3.....6-1 at Arkansas
Away:.....	3-8.....1-2 at Arkansas
Neutral:.....	3-3.....0-0 at Arkansas
<b>Scoring 70-79 Points:</b>	<b>46-16</b>
- At Arkansas .....	<b>8-5</b>
Home:.....	26-4.....7-2 at Arkansas
Away:.....	14-9.....2-3 at Arkansas
Neutral:.....	6-3.....1-0 at Arkansas
<b>Scoring 80-89 Points:</b>	<b>48-3</b>
- At Arkansas .....	<b>6-1</b>
Home:.....	27-0.....4-0 at Arkansas
Away:.....	13-2.....1-1 at Arkansas
Neutral:.....	8-1.....1-0 at Arkansas
<b>Scoring 90-99 Points:</b>	<b>18-1</b>
- At Arkansas .....	<b>3-0</b>
Home:.....	11-0.....3-0 at Arkansas
Away:.....	6-1.....0-0 at Arkansas
Neutral:.....	1-0.....0-0 at Arkansas
<b>Scoring 100 or More Points:</b>	<b>10-1</b>
- At Arkansas .....	<b>2-0</b>
Home:.....	7-0.....2-0 at Arkansas
Away:.....	2-1.....0-0 at Arkansas
Neutral:.....	1-0.....0-0 at Arkansas

## BEST WINNING PERCENTAGE among active NCAA Division I head coaches

(min 5 yrs as a Division I Head Coach)  
(stats.NCAA.org/head\_coaches • Thru Dec. 20)

1	Mark Few, Gonzaga	.829	603-124	22nd yr
2	Chris Jans, New Mexico State	.785	106-29	5th yr
3	Roy Williams, North Carolina	.777	890-255	33rd yr
4	John Calipari, Kentucky	.769	734-220	29th yr
5	Bill Self, Kansas	.769	715-215	28th yr
6	Mike Krzyzewski, Duke	.767	1160-352	46th yr
7	Steve Forbes, Wake Forest	.754	132-43	6th yr
8	<b>ERIC MUSSELMAN, ARKANSAS</b>	<b>.749</b>	<b>137-46</b>	<b>6th yr</b>
9	Eric Olsen, UC San Diego	.740	159-56	7th yr
10	Sean Miller, Arizona	.735	410-148	17th yr



## MUSSELMAN RECORD • POINTS ALLOWED

<b>Opponent Scores Below 50 Points:</b>	<b>6-0</b>
- At Arkansas .....	<b>4-0</b>
Home:.....	5-0.....4-0 at Arkansas
Away:.....	1-0.....0-0 at Arkansas
Neutral:.....	0-0.....0-0 at Arkansas
<b>Opponent Scores 50-59 Points:</b>	<b>24-1</b>
- At Arkansas .....	<b>6-0</b>
Home:.....	17-1.....6-0 at Arkansas
Away:.....	6-0.....0-0 at Arkansas
Neutral:.....	1-0.....0-0 at Arkansas
<b>Opponent Scores 60-69 Points:</b>	<b>54-6</b>
- At Arkansas .....	<b>10-0</b>
Home:.....	33-0.....8-0 at Arkansas
Away:.....	12-2.....1-0 at Arkansas
Neutral:.....	9-4.....1-0 at Arkansas
<b>Opponent Scores 70-79 Points:</b>	<b>38-17</b>
- At Arkansas .....	<b>6-7</b>
Home:.....	20-5.....3-4 at Arkansas
Away:.....	12-10.....2-3 at Arkansas
Neutral:.....	6-2.....1-0 at Arkansas
<b>Opponent Scores 80-89 Points:</b>	<b>13-13</b>
- At Arkansas .....	<b>0-3</b>
Home:.....	5-2.....0-0 at Arkansas
Away:.....	5-10.....0-3 at Arkansas
Neutral:.....	3-1.....0-0 at Arkansas
<b>Opponent Scores 90-99 Points:</b>	<b>2-4</b>
- At Arkansas .....	<b>1-1</b>
Home:.....	2-2.....1-0 at Arkansas
Away:.....	0-1.....0-1 at Arkansas
Neutral:.....	0-1.....0-0 at Arkansas
<b>Opponent Scores 100 or More Points:</b>	<b>1-2</b>
- At Arkansas .....	<b>0-0</b>
Home:.....	0-0.....0-0 at Arkansas
Away:.....	1-2.....0-0 at Arkansas
Neutral:.....	0-0.....0-0 at Arkansas

## MUSSELMAN RECORD BREAKDOWN

<b>OVERALL:</b>	<b>137-46</b>
<b>- AT ARKANSAS.....</b>	<b>27-12</b>
Home:.....	79-9.....21-4 at Arkansas
Away:.....	38-27.....4-8 at Arkansas
Neutral:.....	20-10.....2-0 at Arkansas
<b>CONFERENCE GAMES:</b>	<b>61-29</b>
<b>- AT ARKANSAS.....</b>	<b>7-11</b>
Home:.....	36-9.....5-4 at Arkansas
Away:.....	25-20.....2-7 at Arkansas
<b>VS RANKED TEAMS:....</b>	<b>2-5</b>
<b>AS RANKED TEAM:.....</b>	<b>38-12</b>
<b>- AT ARKANSAS.....</b>	<b>0-2</b>
<b>- AT ARKANSAS.....</b>	<b>0-0</b>
Home:.....	0-2 / 0-2 at Ark
Away:.....	0-1 / 0-0 at Ark
Neutral:.....	2-2 / 0-0 at Ark
Home:.....	18-1 / 0-0 at Ark
Away:.....	14-6 / 0-0 at Ark
Neutral:.....	8-5 / 0-0 at Ark
<b>RECORD BY MONTH:</b>	
November:.....	34-4.....9-0 at Arkansas
December:.....	30-8.....9-1 at Arkansas
January:.....	28-10.....4-4 at Arkansas
February:.....	25-12.....3-6 at Arkansas
March:.....	18-12.....2-1 at Arkansas
April:.....	1-0.....0-0 at Arkansas
<b>WHEN LEADING AT HALFTIME:</b>	<b>105-5</b>
at Arkansas.....	22-1
<b>WHEN TRAILING AT HALFTIME:</b>	<b>30-40</b>
at Arkansas.....	5-11
<b>WHEN TIED AT HALFTIME:</b>	<b>2-1</b>
at Arkansas.....	0-0
<b>OUT-REBOUNDING OPP:</b>	<b>80-10</b>
at Arkansas.....	10-0
<b>BEING OUT-REBOUNDED:</b>	<b>50-33</b>
at Arkansas.....	17-11
<b>REBOUNDS ARE EVEN:</b>	<b>7-2</b>
at Arkansas.....	0-1
<b>WHEN SCORING FIRST:</b>	<b>81-20</b>
at Arkansas.....	15-4
<b>WHEN OPPONENT SCORES FIRST:</b>	<b>56-26</b>
at Arkansas.....	12-8
<b>ONE-POSSESSION GAMES:</b>	<b>16-12</b>
at Arkansas.....	1-4
<b>OVERTIME GAMES:</b>	<b>7-6</b>
at Arkansas.....	1-3
<b>GAMES DECIDED BY 1-5 PTS OR LESS:</b>	<b>28-19</b>
at Arkansas.....	4-5
<b>GAMES DECIDED BY 6-10 PTS:</b>	<b>21-13</b>
at Arkansas.....	6-5
<b>GAMES DECIDED BY 11-19 PTS:</b>	<b>41-9</b>
at Arkansas.....	8-1
<b>GAMES DECIDED BY 20-PLUS PTS:</b>	<b>37-5</b>
at Arkansas.....	9-1
<b>SHOOTING 50 PERCENT OR BETTER:</b>	<b>45-1</b>
at Arkansas.....	7-0
<b>SHOOTING PCT. BETTER THAN OPP:</b>	<b>112-8</b>
at Arkansas.....	23-3
<b>SHOOTING PCT. WORSE THAN OPP:</b>	<b>23-37</b>
at Arkansas.....	3-9
<b>SHOOTING PCT. SAME AS OPP:</b>	<b>1-1</b>
at Arkansas.....	0-0
<b>OUT-SCORING OPP BENCH:</b>	<b>66-2</b>
at Arkansas.....	13-1
<b>OUT-SCORED BY OPP BENCH:</b>	<b>65-35</b>
at Arkansas.....	12-11
<b>BENCH SCORING EVEN:</b>	<b>6-0</b>
at Arkansas.....	2-0

## MOST POINTS BY A MUSSELMAN TEAM

NOTE: MISSING RESULTS FROM RAPID CITY (CBA) AND FLORIDA (USBL)

142	Arkansas	Mississippi Valley State	11/25/20	W, 142-62
138	LA D-Fenders	Erie BayHawks	02/06/12	W, 138-107
135	LA D-Fenders	Stockton Kings	11/28/11	W, 135-103
135	Sacramento	Charlotte Bobcats	02/28/07	W, 135-120
135	Golden State	Orlando Magic	11/16/02	W, 135-92
133	Golden State	at Milwaukee Bucks	03/08/03	L, 133-138 (OT)
132	LA D-Fenders	Rio Grande Valley Vipers	12/05/11	W, 132-126
128	Sacramento	Los Angeles Lakers	12/29/06	L, 128-132 (OT)
128	Golden State	Utah Jazz	04/08/03	W, 128-102
127	LA D-Fenders	Canton Charge	01/30/12	W, 127-87
127	Reno	Idaho Stampede	12/01/10	W, 127-117
126	Reno	Rio Grande Valley Vipers	004/20/11	L, 126-134

## PLAYER GAME HIGHS:

<b>MOST POINTS:</b>	
at Nevada:	45 Jordan Caroline at New Mexico 01/07/17
	40 Jordan Caroline at Colorado St 02/06/19
	37 D.J. Fenner vs UNLV 02/08/17
	34 Marquize Coleman at Hawai'i 11/16/15
	33 Caleb Martin at Utah 12/29/18
	32 Marcus Marshall at Wyoming 01/14/17
	32 Marcus Marshall at Washington 12/11/16
	32 Tyrone Criswell vs Eastern Washington 03/21/16
	30 4x
at Arkansas:	41 Mason Jones vs Tulsa 12/14/19
	40 Mason Jones vs Auburn 02/04/20
	38 Mason Jones vs Miss State 02/15/20
	37 Mason Jones vs Tennessee 02/26/20
	36 Mason Jones vs LSU 03/04/20
	34 Mason Jones vs South Carolina 01/29/20
	34 Isaiah Joe at Ole Miss 01/11/20
	33 Isaiah Joe vs Texas Southern 11/19/19
	32 Mason Jones vs Rice 11/05/19
	30 Mason Jones at Texas A&M 03/07/20
	30 Mason Jones at Alabama 02/01/20
	30 Jimmy Whitt Jr. vs Vanderbilt 01/15/20
SEC Game:	40 Mason Jones vs Auburn 02/04/20
SEC Tourney:	22 Mason Jones vs Vanderbilt 03/11/20
NCAA Tourney:	--
Bud Walton:	41 Mason Jones vs Tulsa 12/14/19
Road Game:	34 Isaiah Joe at Ole Miss 01/11/20
Neutral Site:	22 Mason Jones vs Vanderbilt 03/11/20
Ranked Opp:	40 Mason Jones vs Auburn 02/04/20
Frosh:	23 Moses Moody vs Miss Valley 12/02/20
Soph:	34 Isaiah Joe at Ole Miss 01/11/20
Junior:	41 Mason Jones vs Tulsa 12/14/19
Senior:	30 Jimmy Whitt Jr. vs Vanderbilt 01/15/20
Season Opener:	32 Mason Jones vs Rice 11/05/19
SEC Opener:	17 Isaiah Joe & Mason Jones vs TX A&M 01/04/20
<b>MOST FIELD GOALS MADE:</b>	
at Nevada:	17 Jordan Caroline at New Mexico 01/07/17
	13 Cody Martin vs Utah State 02/17/18
	12 Jordan Caroline at UNLV 02/25/17
	12 Cameron Oliver vs Eastern Washington 03/21/16
	12 D.J. Fenner v UNLV 02/08/17
at Arkansas:	14 Jimmy Whitt Jr. vs Vanderbilt 01/15/20
	12 Mason Jones vs Auburn 02/04/20
	12 Mason Jones vs Tulsa 12/14/19
	12 Mason Jones vs Rice 11/05/19
	11 Mason Jones vs Tennessee 02/26/20
	11 Isaiah Joe at Ole Miss 01/11/20
	11 Jimmy Whitt Jr. vs South Dakota 11/19/19
	11 Jimmy Whitt Jr. at Alabama 02/01/20
<b>MOST 3-POINTERS MADE:</b>	
at Nevada:	8 Marcus Marshall at UNLV 02/25/17
	7 6x
at Arkansas:	8 Mason Jones at Texas A&M 03/07/20
	7 Isaiah Joe at Ole Miss 01/11/20
	6 Isaiah Joe at Texas A&M 03/07/20
	6 Isaiah Joe at Indiana 12/29/19
	6 Isaiah Joe vs Texas Southern 11/19/19
<b>MOST FREE THROWS MADE:</b>	
at Nevada:	15 Marcus Marshall vs Boise State 02/22/17
	15 Marquize Coleman vs UNLV 01/23/16
	15 Marquize Coleman at Hawai'i 11/16/15
	14 Jordan Caroline vs Rhode Island 11/13/17
	14 Marcus Marshall at Wyoming 01/14/17
at Arkansas:	18 Mason Jones vs Miss State 02/15/20
	15 Mason Jones vs South Carolina 01/29/20
	12 Mason Jones vs LSU 03/04/20
	12 Isaiah Joe vs Tennessee 02/26/20
	12 Mason Jones vs Tulsa 12/14/19
	11 Jimmy Whitt Jr. at Tennessee 02/11/20
	11 Mason Jones at Missouri 02/08/20
	11 Mason Jones vs Auburn 02/04/20
<b>MOST REBOUNDS:</b>	
at Nevada:	24 Cameron Oliver vs Fresno State 02/1/16
	21 Cameron Oliver at UNLV 02/20/16
	17 Cameron Oliver vs Colorado State 03/04/17
	16 6x
at Arkansas:	17 Justin Smith vs Oral Roberts 12/20/20
	16 Connor Vanover vs North Texas 11/28/20
	15 Jimmy Whitt Jr. vs LSU 03/04/20
	12 Mason Jones vs South Carolina 01/29/20
	12 Jimmy Whitt Jr. at Western Ky 12/07/19
	11 Reggie Chaney at Missouri 02/08/20
	11 Reggie Chaney at Alabama 02/01/20
	11 Reggie Chaney vs Northern Ky 11/30/19
	11 Adrio Bailey vs Montana 11/16/19
SEC Game:	15 Jimmy Whitt Jr. vs LSU 03/04/20
SEC Tourney:	7 Jimmy Whitt Jr. vs Vanderbilt 03/11/20
NCAA Tourney:	--
Bud Walton:	17 Justin Smith vs Oral Roberts 12/20/20
Road Game:	12 Jimmy Whitt Jr. at Western Ky 12/07/19

## Effort. Energy. Enthusiasm.

Neutral Site: 9 Mason Jones vs Valpo 12/21/19  
 Ranked Opp: 7 Jimmy Whitt and Adrio Bailey vs Auburn 02/04/20  
**Frosh: 10 Jaylin Williams vs Miss Valley 11/25/20**  
**Soph: 16 Connor Vanover vs North Texas 11/28/20**  
 Junior: 12 Mason Jones vs South Carolina 01/29/20  
**Senior 17 Justin Smith vs Oral Roberts 12/20/20**  
**Season Opener: 10 Jaylin Williams vs Miss Valley 11/25/20**  
 SEC Opener 6 Mason Jones & Texas A&M 01/04/20

<b>MOST OFFENSIVE REBOUNDS:</b>	
at Nevada:	11 AJ West at Pacific 11/21/15
	8 Cameron Oliver vs Fresno State 02/1/16
at Arkansas:	10 Justin Smith vs Oral Roberts 12/12/20
	6 Justin Smith vs UT Arlington 12/02/20
	6 Reggie Chaney at Missouri 02/08/20
	5 Reggie Chaney at Alabama 02/01/20
	5 Adrio Bailey vs Montana 11/16/19
<b>MOST DEFENSIVE REBOUNDS:</b>	
at Nevada:	16 Cameron Oliver vs Fresno State 02/1/16
	14 Cameron Oliver vs Colorado State 03/04/17
	14 Cameron Oliver at Wyoming 01/14/17
	13 Cameron Oliver vs Colorado State 03/11/17
	13 Cameron Oliver at Air Force 02/15/17
at Arkansas:	14 Connor Vanover vs North Texas 11/28/20
	14 Jimmy Whitt Jr. vs LSU 03/04/20
	11 Mason Jones vs South Carolina 01/29/20
	9 Connor Vanover vs UCA 12/12/12
	9 Connor Vanover vs Southern 12/09/20
	9 Connor Vanover vs Lipscomb 12/05/20
	9 Jimmy Whitt Jr. at Western Ky 12/07/19
	9 Reggie Chaney vs Northern Ky 11/30/19
	9 Isaiah Joe at Georgia Tech 11/25/19
<b>MOST ASSISTS:</b>	
at Nevada:	11 Cody Martin vs BYU 11/06/18
	11 Cody Martin vs Colorado State 02/25/18
	11 Marquize Coleman vs Holy Names 11/30/15
	10 Cody Martin vs Little Rock 11/16/18
	10 Cody Martin vs Pacific 11/09/18
	10 Marcus Marshall vs Colorado State 03/04/17
at Arkansas:	11 Jalen Tate vs UCA 12/12/12
	9 Mason Jones at Ole Miss 01/11/20
	8 Mason Jones vs Vanderbilt 01/15/20
	7 Isaiah Joe vs Rice 11/05/19
SEC Game:	9 Mason Jones at Ole Miss 01/11/20
SEC Tourney:	6 Mason Jones vs Vanderbilt 03/11/20
NCAA Tourney:	--
Bud Walton:	11 Jalen Tate vs Central Arkansas 12/12/12
Road Game:	9 Mason Jones at Ole Miss 01/11/20
Neutral Site:	6 Mason Jones vs Vanderbilt 03/11/20
Ranked Opp:	2 3x
Frosh:	4 Khaleen Robinson vs Lipscomb 12/05/20
Soph:	7 Isaiah Joe vs Rice 11/05/19
Junior:	9 Mason Jones at Ole Miss 01/11/20
Senior:	11 Jalen Tate vs Central Arkansas 12/12/12
Season Opener:	7 Isaiah Joe vs Rice 11/05/19
SEC Opener:	5 Jalen Harris vs Texas A&M 01/04/20
<b>MOST STEALS:</b>	
at Nevada:	5 Caleb Martin vs California Baptist 11/19/18
	5 Jordan Caroline at San Diego St 02/12/17
	5 Marquize Coleman at New Mexico 12/30/15
	4 17x
at Arkansas:	5 Mason Jones at Georgia Tech 11/25/19
	5 Isaiah Joe vs Texas Southern 11/19/19
	5 Mason Jones vs Rice 11/05/19
	4 8x last Desi Sills vs UT 12/02/20
SEC Game:	4 Jimmy Whitt Jr. at Alabama 02/01/20
	4 Desi Sills vs Auburn 02/04/20
SEC Tourney:	3 Mason Jones vs Vanderbilt 03/11/20
NCAA Tourney:	--
Bud Walton:	5 Mason Jones vs Rice 11/05/19
Road Game:	5 Mason Jones at Georgia Tech 11/25/19
Neutral Site:	3 3x
Ranked Opp:	4 Desi Sills vs Auburn 02/04/20
Frosh:	3 Moses Moody (2x) vs Miss Valley and North Texas
Soph:	5 Isaiah Joe vs Texas Southern 11/19/19
Junior:	5 Mason Jones (2x)
Senior:	4 2x
Season Opener:	5 Mason Jones vs Rice 11/05/19
SEC Opener:	3 Mason Jones vs Texas A&M 01/04/20
<b>MOST BLOCKED SHOTS:</b>	
at Nevada:	6 Cameron Oliver vs Morehead State 04/01/16
	5 7x
at Arkansas:	6 Connor Vanover vs North Texas 11/28/20
	5 Adrio Bailey vs Valpo 12/21/19
	5 Adrio Bailey vs Texas Southern 11/19/19
	4 Connor Vanover vs Lipscomb 12/05/20
	4 Adrio Bailey at LSU 01/07/820
SEC Game:	4 Adrio Bailey at LSU 01/08/20
SEC Tourney:	3 Henderson & Chaney vs Vanderbilt 03/11/20
NCAA Tourney:	--
Bud Walton:	6 Connor Vanover vs North Texas 11/28/20
Road Game:	3 Reggie Chaney at Western Ky 12/07/19
Neutral Site:	5 Adrio Bailey vs Valpo 12/21/19



# Effort. Energy. Enthusiasm.

Ranked Opp: 2 Adrio Bailey & Jimmy Whitt Jr., vs Kentucky (01/18/20)  
**Frosh: 1 (4x) by Moses Moody last vs ORA 12/20/12**  
**Soph: 6 Connor Vanover vs North Texas 11/28/20**  
**Junior: 3 JD Notae vs Oral Roberts 12/20/20**  
 Senior: 5 Adrio Bailey 2x  
 Season Opener: 3 Connor Vanover vs Miss Valley 11/25/20  
 SEC Opener 1 Adrio Bailey & Jimmy Whitt vs TX A&M 01/04/20

## TEAM GAME HIGHS:

MOST POINTS:			
at Nevada:	119 vs Fresno State 12/09/15	W, 119-70	
	110 vs UMass 11/23/18	W, 110-87	
	108 vs Holy Names 11/30/15	W, 108-57	
	105 at New Mexico 01/07/17	W, 105-104 (OT)	
	104 vs UNLV 02/08/17	W, 104-77	
	103 at Wyoming 01/24/18	L, 103-104 (2OT)	
	102 vs Fresno State 01/31/18	W, 102-92	
	101 at UNLV 02/28/18	W, 101-75	
	100 vs Colorado State 01/23/19	W, 100-60	
at Arkansas:	<b>142 vs Mississippi Valley 11/25/20</b>	<b>W, 142-62</b>	
	<b>100 vs UCA 12/12/12</b>	<b>W, 100-75</b>	
	99 vs LSU 03/04/20	W, 99-90	
	98 vs Tulsa 12/14/19	W, 98-79	
	91 vs Rice 11/05/19	W, 91-43	
MOST FIELD GOALS MADE:			
at Nevada:	40 vs UMass 11/23/18		
	40 vs Fresno State 12/09/15		
	40 vs Holy Names 11/30/15		
	38 vs San Jose State 01/09/19		
	38 vs UNLV 02/08/17		
at Arkansas:	<b>48 vs Mississippi Valley 11/25/20</b>		
	<b>40 vs Central Arkansas 12/12/12</b>		
	37 vs Rice 11/05/19		
	34 vs Tulsa 12/14/19		
	<b>33 vs Lipscomb 12/05/20</b>		
	31 vs Vanderbilt 01/15/20		
	31 vs South Dakota 11/22/19		
	31 vs Texas Southern 11/19/19		
MOST FIELD GOALS ATTEMPTED:			
at Nevada:	80 at UNLV 02/20/16		
	77 vs Colorado State 02/25/18		
	75 at New Mexico 01/07/17		
	74 vs Wyoming 01/03/18		
	74 at Wyoming 01/24/18		
	74 at Pacific 11/21/15		
at Arkansas:	<b>86 vs Mississippi Valley 11/25/20</b>		
	<b>77 vs Oral Roberts 12/20/20</b>		
	<b>76 vs Central Arkansas 12/12/12</b>		
	71 vs Texas Southern 11/19/19		
	<b>67 vs Southern 12/09/20</b>		
	67 at Western Kentucky 12/07/19		
	67 vs Rice 11/05/19		
BEST FIELD GOAL PERCENTAGE:			
at Nevada:	.615 (40-65) vs UMass 11/23/18		
	.597 (40-67) vs Fresno State 12/09/15		
	.597 (40-67) vs Holy Names 11/30/15		
	.593 (32-54) at Utah State 02/17/18		
	.589 (33-56) vs Fresno State 01/31/18		
	.582 (32-55) at Loyola-Chicago 11/27/18		
at Arkansas:	.567 (34-60) vs Tulsa 12/14/19		
	<b>.558 (48-86) vs Mississippi Valley 11/25/20</b>		
	.552 (37-67) vs Rice 11/05/19		
	.540 (27-50) vs TCU 01/25/20		
	<b>.526 (40-76) vs Central Arkansas 12/12/12</b>		
	<b>.500 (33-66) vs Lipscomb 12/05/20</b>		
	.500 (28-56) vs LSU 03/04/20		
	.490 (25-51) vs Vanderbilt 03/11/20		
	.484 (31-64) vs Vanderbilt 01/15/20		
	.481 (25-52) vs Tennessee 02/26/20		
MOST 3-POINT FIELD GOALS MADE:			
at Nevada:	17 at Pacific 11/18/17		
	15 vs Pacific 11/09/18		
	15 at Air Force 01/06/18		
	15 at Santa Clara 11/15/17		
	15 at New Mexico 01/07/17		
at Arkansas:	<b>20 vs Mississippi Valley 11/25/20</b>		
	<b>14 at Texas A&amp;M 03/07/20</b>		
	<b>12 vs Central Arkansas 12/12/12</b>		
	12 vs Vanderbilt 03/11/20		
	12 vs Missouri 02/22/20		
	12 at Indiana 12/29/19		
	<b>11 vs Southern 12/09/20</b>		
	<b>11 vs Lipscomb 12/05/20</b>		
	11 vs Tulsa 12/14/19		
MOST 3-POINT FIELD GOALS ATTEMPTED:			
at Nevada:	39 vs South Dakota State 12/15/18		
	37 at Fresno State 01/12/19		
	37 vs San Jose State 02/21/18		
	37 vs San Jose State 01/09/19		
	34 at Pacific 11/18/17		

at Arkansas:	<b>40 vs Mississippi Valley 11/25/20</b>		
	<b>34 vs Lipscomb 12/05/20</b>		
	<b>33 vs Southern 12/09/20</b>		
	32 at Texas A&M 03/07/20		
	31 at Indiana 12/29/19		
	<b>30 vs Central Arkansas 12/12/12</b>		
	30 vs Tulsa 12/14/19		
	30 at Western Kentucky 12/07/19		
BEST 3-POINT FIELD GOAL PERCENTAGE:			
at Nevada:	.600 (6-10) vs Morehead State 03/30/16		
	.588 (10-17) at Fresno State 12/27/17		
	.579 (11-19) vs Southern Illinois 12/22/17		
	.550 (11/20) vs Oakland 11/23/16		
	.542 (13-24) at UNLV 02/28/18		
	.542 (13-24) at Air Force 02/15/17		
at Arkansas:	.667 (6-9) vs TCU 01/25/20		
	<b>.500 (20-40) vs Mississippi Valley 11/25/20</b>		
	.480 (12-25) vs Missouri 02/22/20		
	.438 (14-32) at Texas A&M 03/07/20		
	.429 (12-28) vs Vanderbilt 03/11/20		
	<b>.400 (12-30) vs Central Arkansas 12/12/12</b>		
	.400 (10-25) vs Auburn 02/04/20		
	.400 (10-25) vs Rice 11/05/19		
	.400 (8-20) at Ole Miss 01/11/20		
MOST FREE THROWS MADE:			
at Nevada:	39 vs Morehead State 04/01/16		
	36 vs Rhode Island 11/13/17		
	35 vs Tulsa 11/22/18		
	31 at Wyoming 01/14/17		
	30 at Wyoming 01/24/18		
at Arkansas:	36 vs LSU 03/04/20		
	28 at Missouri 02/08/20		
	27 vs Tennessee 02/26/20		
	<b>26 vs Mississippi Valley 11/25/20</b>		
	26 at Tennessee 02/11/20		
	26 vs South Carolina 01/29/20		
	24 vs Vanderbilt 03/11/20		
MOST FREE THROWS ATTEMPTED:			
at Nevada:	45 vs Morehead State 04/01/16		
	44 vs Rhode Island 11/13/17		
	43 at Pacific 11/21/15		
	42 vs Tulsa 11/22/18		
at Arkansas:	54 vs LSU 03/04/20		
	40 vs South Carolina 01/29/20		
	39 at Missouri 02/08/20		
	36 at Tennessee 02/11/20		
	<b>33 vs Mississippi Valley 11/25/20</b>		
	33 vs Tennessee 02/26/20		
	31 vs Vanderbilt 03/11/20		
	31 vs Valparaiso 12/21/19		
BEST FREE THROW PERCENTAGE:			
at Nevada:	.929 (13-14) vs Loyola-Chicago 03/22/18		
	.929 (13-14) at Cal State Fullerton 11/28/15		
	.900 (18-20) at Pacific 11/18/17		
	.889 (16-18) at Fresno State 12/27/17		
	.885 (23-26) vs Montana 03/16/16		
	.885 (23-26) at Hawai'i 11/16/15		
	.882 (15-17) vs Utah State 03/09/17		
at Arkansas:	.944 (17-18) at LSU 01/08/20		
	.917 (11-12) vs South Dakota 11/22/19		
	.889 (16-18) vs Austin Peay 12/03/19		
	.885 (23-26) vs Mississippi State 02/15/20		
	.833 (20-24) vs North Texas 11/12/19		
	.818 (27-33) vs Tennessee 02/26/20		
	.815 (22-27) at Ole Miss 01/11/20		
	.800 (16-20) vs Missouri 02/22/20		
MOST REBOUNDS:			
at Nevada:	61 at Pacific 11/21/15		
	60 vs Fresno Pacific 12/09/15		
	57 vs Fresno State 02/13/16		
	53 at UNLV 02/20/16		
	50 vs San Jose State 12/28/16		
at Arkansas:	<b>58 Oral Roberts 12/20/20</b>		
	<b>58 vs Mississippi Valley 11/25/20</b>		
	<b>54 vs Lipscomb 12/05/20</b>		
	<b>46 vs Southern 12/09/20</b>		
	45 vs Rice 11/05/19		
	<b>43 vs UT Arlington 12/02/20</b>		
	42 vs Valparaiso 12/21/19		
	<b>40 vs North Texas 11/28/20</b>		
MOST OFFENSIVE REBOUNDS:			
at Nevada:	25 at Pacific 11/21/15		
	19 vs Fresno Pacific 12/09/15		
	19 vs Fresno State 02/13/16		
	19 vs Florida 03/21/19		
at Arkansas:	<b>24 vs Oral Roberts 12/20/20</b>		
	<b>20 vs Mississippi Valley 11/25/20</b>		
	<b>17 vs UT Arlington 12/02/20</b>		
	14 vs Montana 11/16/19		
	<b>13 vs Southern 12/09/20</b>		
	<b>12 vs North Texas 11/28/20</b>		

MOST DEFENSIVE REBOUNDS:			
at Nevada:	43 vs Fresno State 02/13/16		
	42 vs San Jose State 12/28/16		
	41 vs Fresno Pacific 12/09/15		
	40 vs Little Rock 11/16/18		
	38 vs Mew Mexico 02/09/19		
at Arkansas:	<b>44 vs Lipscomb 12/05/20</b>		
	<b>38 vs Mississippi Valley 11/25/20</b>		
	36 vs Valparaiso 12/21/19		
	35 vs Rice 11/05/19		
	<b>34 vs Oral Roberts 12/20/20</b>		
	<b>33 vs Southern 12/09/20</b>		
MOST ASSISTS:			
at Nevada:	29 vs Holy Names 11/30/15		
	27 at Santa Clara 11/15/17		
	25 vs Illinois State 11/29/17		
	25 at New Mexico 01/07/17		
	24 vs UC Davis 12/19/17		
at Arkansas:	<b>26 vs Central Arkansas 12/12/12</b>		
	<b>26 vs Mississippi Valley 11/25/20</b>		
	19 vs Vanderbilt 01/15/20		
	19 vs Rice 11/05/19		
	18 vs Tulsa 12/14/19		
	18 vs Northern Kentucky 11/30/19		
	<b>17 vs Lipscomb 12/05/20</b>		
	17 vs Vanderbilt 03/11/20		
MOST STEALS:			
at Nevada:	15 vs San Jose State 01/09/19		
	15 vs Utah State 01/02/19		
	12 vs New Mexico 01/28/17		
	13 at New Mexico 12/30/15		
	11 4x		
at Arkansas:	15 at Georgia Tech 11/25/19		
	14 vs Auburn 02/04/20		
	14 vs Rice 11/05/19		
	13 vs Texas Southern 11/19/19		
	12 vs Tulsa 12/14/19		
	11 4x		
MOST BLOCKED SHOTS:			
at Nevada:	11 at Oregon State 12/05/15		
	10 at Wyoming 01/20/16		
	10 vs Holy Names 11/30/15		
	9 vs UNLV 03/08/18		
	9 at New Mexico 01/07/17		
	8 3x		
at Arkansas:	10 vs Texas Southern 11/19/19		
	<b>8 vs Central Arkansas 12/12/20</b>		
	<b>8 vs Southern 12/09/20</b>		
	<b>8 vs North Texas 11/28/20</b>		
	8 at Texas A&M 03/07/20		
	8 vs Valparaiso 12/21/19		
	<b>7 vs Oral Roberts 12/20/20</b>		
	<b>7 vs Lipscomb 12/05/20</b>		
	7 vs Vanderbilt 03/11/20		
	7 vs Tulsa 12/14/19		
MOST TURNOVERS:			
at Nevada:	21 at Texas Tech 12/05/17		
	21 vs Morehead State 03/30/16		
	20 vs Fresno Pacific 12/09/15		
	20 at San Diego State 03/11/16		
	17 3x		
at Arkansas:	21 vs Rice 11/05/19		
	20 vs Austin Peay 12/03/19		
	19 vs Valparaiso 12/21/19		
	<b>16 vs North Texas 11/28/20</b>		
	16 at Texas A&M 03/07/20		
	16 vs South Carolina 01/29/20		
	16 at Western Kentucky 12/07/19		
MOST FOULS:			
at Nevada:	38 at Wichita State 12/22/15		
	30 at New Mexico 01/07/17		
	30 at New Mexico 12/30/15		
	28 at Utah State 03/02/19		
at Arkansas:	32 at Missouri 02/08/20		
	28 at Texas A&M 03/07/20		
	26 at Tennessee 02/11/20		
	23 vs South Carolina 01/29/20		
	23 at Mississippi St. 01/22/20		
	23 at Western Kentucky 12/07/19		

## OPPONENT GAME HIGHS (at Ark):

<b>POINTS</b>	99	at Georgia 02/29/20
	90	vs LSU 03/04/20
	86	at Western Kentucky 12/07/19
<b>FG MADE</b>	38	at Georgia 02/29/20
	31	vs LSU 03/04/20
	31	at Western Kentucky 12/07/19
<b>FG ATTEMPTS</b>	<b>72</b>	<b>vs Mississippi Valley 11/25/20</b>
	72	vs Valparaiso 12/21/19
	70	vs LSU 03/04/20
	67	at Georgia 02/29/20
	67	at Western Kentucky 12/07/19
<b>FG PCT</b>	.588 (30-51)	vs Mississippi State 02/15/20
	.567 (38-67)	at Georgia 02/29/20
	.509 (28-55)	vs South Carolina 01/29/20
	.500 (23-46)	at Florida 02/18/20
<b>3 PT MADE</b>	<b>13</b>	<b>vs Mississippi Valley 11/25/20</b>
	11	vs LSU 03/04/20
	10	at Georgia 02/29/20
	<b>9</b>	<b>vs Central Arkansas 12/12/20</b>
	8	at Texas A&M 03/07/20
	8	vs Auburn 02/04/20
	8	at Alabama 02/01/20
	8	vs Northern Kentucky 11/30/19
<b>3 PT ATT</b>	<b>39</b>	<b>vs Mississippi Valley 11/25/20</b>
	31	vs Auburn 02/04/20
	31	at Alabama 02/01/20
	<b>29</b>	<b>vs Oral Roberts 12/20/20</b>
	27	vs LSU 03/04/20
	<b>26</b>	<b>vs Central Arkansas 12/12/20</b>

## IN FIVE YEARS AS A COLLEGIATE HEAD COACH

- » Led the NCAA in 3-pt FG Pct Defense (2020)
- » Led the NCAA in Free Throws Made (2016)
- » Ranked 1st (3x) or 2nd (2x) five times in the league in FT Made
- » Ranked 1st (3x) or 2nd (2x) five time in the league in FT Attempts
- » 5x - Ranked among NCAA top 25 in FT Made AND FT Attempts
- » 4x - Led the league in Fewest Turnovers (2017, '18, '19, '20)
- » 3x - Led the league in Assist-To-TO Ratio (2017, '18, '19)
- » 3x - Led the league in Scoring Margin (2017, '18, '19)
- » 3x - Led the league in W-L Percentage (2017, '18, '19)
- » 3x - In NCAA top 20 in 3PTFG% Defense (2017, '18, '20)

## OTHER TEAM HIGHLIGHTS

- » 2nd in the NCAA in Assist-To-TO Ratio (2018)
- » 2nd in the NCAA in Total Rebounds (2016)
- » 3rd in the NCAA in Total Blocked Shots (2016)
- » 4th in the NCAA in Rebound Margin (2016)
- » 4th in the NCAA in Fewest TO Per Gm (2018)
- » 7th in the NCAA in Blocks Per Game (2016)
- » 9th in the NCAA in Scoring Margin (2019)
- » 9th in the NCAA in Turnover Margin (2020)
- » 10th in the NCAA in Total Assists (2018)

## PLAYER HIGHLIGHTS

- » 5 Players in the NBA over past two years
- » 4x - Player led his league in 3-PT FG Made AND 3-PT FG Attempts
- » 3x - Player led his league in points scored
- » 3 All-American Honors (Caleb Martin 2x, Mason Jones)
- » 2 Conference Players of the Year
- » 14 All-Conference Honors
- » 2 Conference Newcomers of the Year
- » 5 All-Defensive Team Honors
- » 1 Conference 6th Man Award
- » 1 Conference Defensive Player of the Year

<b>3 PT PCT</b>	.435 (10-23)	at Georgia 02/29/20
	.429 (3-7)	vs Mississippi State 02/15/20
	.407 (11-27)	vs LSU 03/04/20
	.400 (8-20)	at Texas A&M 03/07/20
<b>FT MADE</b>	34	at Missouri 02/08/20
	27	at Mississippi State 01/22/20
	25	at Ole Miss 01/11/20
<b>FT ATTEMPTS</b>	44	at Missouri 02/08/20
	33	vs South Carolina 01/29/20
	31	at Texas A&M 03/07/20
	31	at Mississippi State 01/22/20
	30	at Tennessee 02/11/20
	30	vs Auburn 02/04/20
<b>FT PCT</b>	.962 (25-26)	at Ole Miss 01/11/20
	.871 (27-31)	at Mississippi State 01/22/20
	.846 (11-13)	vs Austin Peay 12/03/19
	.840 (21-25)	at Florida 02/18/20
<b>REBOUNDS</b>	53	at LSU 01/08/20
	52	at Missouri 02/08/20
	47	vs Kentucky 01/18/20
	47	at Georgia Tech 11/25/19
	44	vs Auburn 02/04/20
	44	at Western Kentucky 12/07/19
<b>OFF REB</b>	23	at LSU 01/08/20
	16	at Missouri 02/08/20
	15	4x
<b>DEF REB</b>	37	at Georgia Tech 11/25/19
	35	vs Kentucky 01/18/20
	34	vs Valparaiso 12/21/19
	32	at Western Kentucky 12/07/19
	31	vs South Carolina 01/29/20
<b>ASSISTS</b>	17	at Tennessee 02/11/20
	15	at Texas A&M 03/07/20
	14	vs South Carolina 01/29/20
<b>STEALS</b>	10	vs Northern Kentucky 11/30/19
	9	vs Valparaiso 12/21/19
	9	vs Rice 11/05/19
	8	vs Vanderbilt 03/11/20
	8	at Missouri 02/08/20
<b>BLOCKS</b>	<b>7</b>	<b>vs Oral Roberts 12/20/20</b>
	<b>6</b>	<b>vs Mississippi Valley 11/25/20</b>
	6	vs Mississippi State 02/15/20
	6	at Tennessee 02/11/20
	6	at Alabama 02/01/20
	6	vs Texas Southern 11/19/19
	5	4x
<b>TURNOVERS</b>	27	vs Rice 11/05/19
	24	at Georgia Tech 11/25/19
	24	vs Texas Southern 11/19/19
	23	vs Montana 11/16/19
	21	vs Austin Peay 12/03/19
<b>FOULS</b>	35	vs LSU 03/04/20
	33	vs South Carolina 01/29/20
	27	at Missouri 02/08/20
	27	vs Valparaiso 12/21/19

## ARKANSAS TEAM GAME LOWS:

<b>FEWEST PTS</b>	59	at Florida 02/18/20
	61	at Tennessee 02/11/20
	62	at Georgia Tech 11/25/19
	64	vs Montana 11/16/19
<b>FEWEST FG</b>	15	at Tennessee 02/11/20
	19	vs Kentucky 01/18/20
	20	vs North Texas 11/12/19
	20	vs Montana 11/16/19
<b>FEWEST FGA</b>	45	vs North Texas 11/12/19
	46	vs Austin Peay 12/03/19
	49	at Tennessee 02/11/20
<b>LOWEST FG%</b>	.306 (15-49)	at Tennessee 02/11/20
	.333 (19-57)	vs Kentucky 01/18/20
	.370 (20-54)	vs Montana 11/16/19
	.373 (22-59)	at Georgia Tech 11/25/19
<b>FEWEST 3PT FG</b>	3	vs Northern Kentucky 11/30/19
	3	at Missouri 02/08/20
	3	at Florida 02/18/20
	<b>4</b>	<b>vs Oral Roberts 12/20/20</b>
	4	vs Montana 11/16/19
	4	vs South Dakota 11/22/19
	4	at Mississippi State 01/22/20
<b>FEWEST 3 FGA</b>	9	vs TCU 01/25/20
	14	at Missouri 02/08/20
	16	4x
<b>LOWEST 3 PT%</b>	<b>.167 (4-24)</b>	<b>vs Oral Roberts 12/20/20</b>
	.167 (3-18)	vs Northern Kentucky 11/30/19
	.188 (3-16)	at Florida 02/18/20
	.200 (4-20)	vs Montana 11/16/19
	.200 (4-20)	vs South Dakota 11/22/19
	.200 (4-20)	at Mississippi State 01/22/20

## Effort. Energy. Enthusiasm.

<b>FEWEST FT</b>	6	at Mississippi State 01/22/20
	7	vs Rice 11/05/19
	<b>8</b>	<b>vs Central Arkansas 12/12/20</b>
	<b>8</b>	<b>vs Southern 12/09/20</b>
	8	vs Vanderbilt 01/15/20
	<b>9</b>	<b>vs Lipscomb 12/05/20</b>
	9	at Indiana 12/29/19
<b>FEWEST FTA</b>	<b>8</b>	<b>vs Central Arkansas 12/12/20</b>
	11	vs Rice 11/05/19
	11	at Mississippi State 01/22/20
	<b>12</b>	<b>vs Lipscomb 12/05/20</b>
	12	vs South Dakota 11/22/19
	12	at Indiana 12/29/19
<b>LOWEST FT%</b>	<b>.471 (8-17)</b>	<b>vs Southern 12/09/20</b>
	.533 (8-15)	vs Vanderbilt 01/15/20
	.545 (6-11)	at Mississippi State 01/22/20
	.615 (16-26)	vs Auburn 02/04/20
<b>FEWEST REBS</b>	23	vs Missouri 02/22/20
	24	vs North Texas 11/12/19
	24	at LSU 01/08/20
	25	at Texas A&M 03/07/20
<b>FEWEST OFF REB</b>	2	vs Missouri 02/22/20
	3	at LSU 01/08/20
	3	at Georgia Tech 11/25/19
	4	vs North Texas 11/12/19
<b>FEWEST DEF REB</b>	15	at Florida 02/18/20
	18	at Tennessee 02/11/20
	18	vs TCU 01/25/20
	19	vs Mississippi State 02/15/20
	19	vs Texas A&M 01/04/20
<b>FEWEST ASSISTS</b>	6	at Tennessee 02/11/20
	7	at Alabama 02/01/20
	8	4x
<b>FEWEST STEALS</b>	4	at Western Kentucky 12/07/19
	4	vs Mississippi State 02/15/20
	4	vs LSU 03/04/20
	5	8x
<b>FEWEST BLOCKS</b>	1	vs Northern Kentucky 11/30/19
	1	vs South Carolina 01/29/20
	1	vs Mississippi State 02/15/20
	1	at Florida 02/18/20
	2	7x
<b>FEWEST TO</b>	5	vs LSU 03/04/20
	6	at Georgia 02/29/20
	7	5x
<b>FOULS</b>	<b>10</b>	<b>vs Southern 12/09/20</b>
	<b>12</b>	<b>vs Mississippi Valley 11/25/20</b>
	<b>14</b>	<b>vs North Texas 11/28/20</b>
	14	vs Texas Southern 11/19/19
	14	vs Northern Kentucky 11/30/19
	14	vs Valparaiso 12/21/19

## OPPONENT GAME LOWS (at Ark):

<b>FEWEST PTS</b>	43	vs Rice 11/05/19
	43	vs North Texas 11/12/19
	<b>44</b>	<b>vs Southern 12/09/20</b>
	46	vs Montana 11/16/19
<b>FEWEST FG</b>	<b>15</b>	<b>vs Lipscomb 12/05/20</b>
	16	vs Rice 11/05/19
	17	vs North Texas 11/12/19
	<b>18</b>	<b>vs Southern 12/09/20</b>
	18	vs Montana 11/16/19
<b>FEWEST FGA</b>	45	vs Texas A&M 01/04/20
	46	at Florida 02/18/20
	48	vs Vanderbilt 01/15/20
<b>LOWEST FG%</b>	<b>.254 (15-59)</b>	<b>vs Lipscomb 12/05/20</b>
	<b>.286 (18-63)</b>	<b>vs Southern 12/09/20</b>
	.286 (16-56)	vs Rice 11/05/19
	.321 (18-56)	vs Montana 11/16/19
<b>FEWEST 3PT FG</b>	<b>1</b>	<b>vs Southern 12/09/20</b>
	<b>2</b>	<b>vs North Texas 11/28/20</b>
	2	vs Rice 11/05/19
	2	vs North Texas 11/12/19
	2	vs Montana 11/16/19
	2	vs Texas Southern 11/19/19
	2	at Georgia Tech 11/25/19
<b>FEWEST 3 FGA</b>	7	vs Mississippi State 02/15/20
	11	vs Texas Southern 11/19/19
	12	vs South Dakota 11/22/19
	12	at Georgia Tech 11/25/19
<b>LOWEST 3 PT%</b>	<b>.077 (1-13)</b>	<b>vs Southern 12/09/20</b>
	.080 (2-25)	vs Rice 11/05/19
	.118 (2-17)	vs North Texas 11/12/19
	.125 (2-16)	vs Montana 11/16/19
	<b>.154 (2-13)</b>	<b>vs North Texas 11/28/20</b>
	.167 (2-12)	at Georgia Tech 11/25/19
<b>FEWEST FT</b>	<b>3</b>	<b>vs Mississippi Valley 11/25/20</b>
	<b>7</b>	<b>vs Southern 12/09/20</b>
	7	vs North Texas 11/12/19
	7	vs Valparaiso 12/21/19
	8	vs Montana 11/16/19



FEWEST FTA	6	vs Mississippi Valley 11/25/20
	10	vs Southern 12/09/20
	11	vs Valparaiso 12/21/19
	12	vs Central Arkansas 12/12/20
	12	vs North Texas 11/12/19
LOWEST FT%	.500 (9-18)	at Indiana 12/29/19
	.515 (17-33)	vs South Carolina 01/29/20
	.545 (12-22)	vs Vanderbilt 01/15/20
	.571 (8-14)	vs Montana 11/16/19
	.579 (11-19)	vs Texas Southern 11/19/19
FEWEST REBS	27	vs Rice 11/05/19
	28	vs Mississippi State 02/15/20
	30	vs UT Arlington 12/02/20
	30	vs South Dakota 11/22/19
	30	vs Austin Peay 12/03/19
	30	vs Vanderbilt 01/15/20
FEWEST OFF REBS	4	vs Mississippi State 02/15/20
	4	vs Vanderbilt 01/15/20
	5	vs South Carolina 01/29/20
	5	vs Northern Kentucky 11/30/19
FEWEST DEF REBS	20	vs UT Arlington 12/02/20
	20	vs Tennessee 02/26/20
	20	vs Austin Peay 12/03/19
	21	vs TCU 01/25/20
	21	vs Rice 11/05/19
	22	vs Mississippi Valley 11/25/20
	22	vs Vanderbilt 03/11/20
FEWEST ASSISTS	5	Southern 12/09/20
	6	at Ole Miss 01/11/20
	6	at Missouri 02/08/20
	7	vs Rice 11/05/19
	7	at Georgia Tech 11/25/19
	7	at Florida 02/18/20
FEWEST STEALS	0	vs Vanderbilt 01/15/20
	1	at LSU 01/08/20
	2	at Georgia 02/29/20
	3	6x
FEWEST BLOCKS	0	Southern 12/09/20
	0	vs North Texas 11/12/19
	0	vs Austin Peay 12/03/19
	1	8x last vs UCA 12/12/20
FEWEST TO	7	vs Lipscomb 12/05/20
	9	at Mississippi State 01/22/20
	10	at Georgia 02/29/20
	10	vs LSU 03/04/20
FEWEST FOULS	12	vs Central Arkansas 12/12/20
	15	vs South Dakota 11/22/19
	15	vs Texas A&M 01/04/20
	15	at Mississippi State 01/22/20
	15	at Texas A&M 03/07/20
	16	3x

MUSS TEAMS IN THE NCAA/CONFERENCE STATS	2015-16	2016-17	2017-18	2018-19	2019-20
3-pt FG Att	176 / 8	37 / 2	29 / 2	51 / 2	115 / 5
A-Turnover Ratio	232 / 9	13 / 1	2 / 1	15 / 1	140 / 4
Assists/Gm	220 / 9	32 / 1	27 / 2	75 / 3	226 / 10
Blocks/Gm	7 / 1	64 / 3	74 / 2	100 / 2	84 / 9
Def Reb/Gm	19 / 1	31 / 2	92 / 6	31 / 2	287 / 12
Fewest Fouls	342 / 11	105 / 3	253 / 9	184 / 6	322 / 12
Fewest TO	335 / 11	59 / 1	24 / 1	21 / 1	59 / 1
FG Pct	251 / 9	146 / 5	60 / 3	68 / 4	147 / 6
FG Pct Defense	28 / 2	120 / 7	140 / 4	42 / 3	169 / 12
FT Attempts	2 / 1	13 / 1	16 / 2	16 / 1	8 / 2
FT Made	1 / 1	24 / 2	9 / 2	17 / 1	3 / 1
FT Pct	43 / 2	159 / 6	66 / 2	167 / 6	102 / 6
Off Reb/Gm	76 / 2	132 / 3	255 / 7	205 / 6	325 / 14
Fouls/Gm	275 / 8	35 / 1	95 / 1	126 / 3	311 / 11
Reb Margin	4 / 2	72 / 1	232 / 81	97 / 3	342 / 14
Scoring Defense	177 / 5	151 / 6	191 / 6	55 / 1	185 / 9
Scoring Margin	117 / 5	39 / 1	27 / 1	9 / 1	70 / 4
Scoring Offense	113 / 5	37 / 1	18 / 2	28 / 1	56 / 5
Steals/Gm	98 / 3	262 / 8	174 / 6	172 / 4	41 / 1
3 Pt FG Defense	59 / 2	18 / 2	20 / 1	113 / 3	1 / 1
3 PT FG/Game	323 / 11	33 / 2	31 / 3	74 / 3	143 / 4
3 PT FG Pct	314 / 11	42 / 1	26 / 2	155 / 6	175 / 5
3 PT FGM	251 / 9	22 / 2	15 / 2	59 / 2	129 / 4
Total Assists	112 / 2	30 / 2	10 / 1	69 / 2	251 / 10
Total Blocks	3 / 1	50 / 3	44 / 1	88 / 2	81 / 7
Total Rebounds	2 / 1	25 / 3	44 / 2	63 / 2	306 / 14
Total Rebs/Gm	18 / 1	41 / 1	171 / 6	72 / 4	322 / 14
Total Steals	40 / 3	208 / 9	85 / 2	157 / 4	34 / 1
Turnover Margin	184 / 5	169 / 7	22 / 2	22 / 1	9 / 1
Turnovers Forced	154 / 5	306 / 10	191 / 6	127 / 3	29 / 1
Fewest TO/Gm	208 / 7	26 / 2	4 / 1	13 / 1	47 / 1
W-L Pct	93 / 3	17 / 1	17 / 1	7 / 1	89 / 5



# JUSTIN SMITH

Gr.Sr. | F | 6-7 | 230

Buffalo Grove, Ill. | Indiana Univ.



@justinsmith3\_

@justinsmith3\_

• Rated the 11th-best Graduate Transfer in the Nation by TheStadium.com.

• Played in all of Indiana's 98 games (with 73 starts) over the previous three years ... Led the team in minutes and steals in 2019-20 ... Earned 2019 Academic All-Big Ten.

• Scored the first points of the game in each of the first four games and all within the first 13 seconds of the game.  
• 2nd on the team in scoring (13.7), rebounding (7.1)  
• Had 10 off rebs vs ORU and six vs UT Arlington ... **19th in NCAA/2nd in SEC in offensive boards (3.86).**

## 2020-21 HIGHLIGHTS:

• Scored Arkansas' first points of the 2020-21 season ... Finished with 13 — with 3 dunks — versus Mississippi Valley and tied career high with three steals.

• Led the Razorbacks with 18 points versus North Texas, making 2-of-3 from 3-point range, while adding six rebounds

and three steals.

• Tied for the team lead with nine rebounds, including six offensive boards.

• Had two dunk versus Southern — Both making ESPN's Top 10 Plays.

• Posted **Double-Double versus Oral Roberts** ... Led all players with 22 points and a **career-high 17 rebounds**, including 10 offensive boards ... first Razorback with at least 22 points and 17 rebounds since Nick Davis had 22 points and 23 boards on Nov. 21, 1997 versus Jackson State.... Most rebounds by a Razorback since Mike Washington had 18 versus Florida in the 2009 SEC Tournament.

JUSTIN SMITH 2020-21 GAME STATS																			
Opponent	Date	GS	Min	FG	FGA	Pct	3FG	3A	Pct	FT	FTA	Pct	O	D	Tot	Avg	PF	FO	A
MISSISSIPPI VALLEY	11/25/20	*	20	6	9	.667	0	0	.000	1	3	.333	3	1	4	4.0	0	0	3
NORTH TEXAS	11/28/20	*	36	7	13	.538	2	3	.667	2	6	.333	3	3	6	5.0	2	0	1
UT ARLINGTON	12/02/20	*	35	4	15	.267	0	2	.000	3	4	.750	6	3	9	6.3	3	0	2
LIPSCOMB	12/05/20	*	18	3	5	.600	0	1	.000	3	4	.750	1	5	6	6.3	1	0	2
SOUTHERN U.	12/09/20	*	27	4	9	.444	0	1	.000	3	6	.500	3	1	4	5.8	1	0	2
CENTRAL ARKANSAS	12/12/20	*	27	6	14	.429	0	3	.000	0	0	.000	1	3	4	5.5	4	0	1
ORAL ROBERTS	12/20/20	*	39	9	20	.450	0	3	.000	4	5	.800	10	7	17	7.1	2	0	3
Totals		7	202	39	85	.459	2	13	.154	16	28	.571	27	23	50	7.1	13	0	8

JUSTIN SMITH CAREER STATISTICS																			
Year	GP	GS	Min	Avg	FG	FGA	Pct	3FG	3FGA	Pct	FT	FTA	Pct	Off	Def	Tot	Avg	PF	FO
2017-18 (IND)	31	9	463	14.9	82	149	.550	3	10	.300	33	49	.673	43	55	98	3.2	58	1
2018-19 (IND)	35	32	866	24.7	122	246	.496	7	32	.219	36	70	.514	61	95	156	4.5	84	1
2019-20 (IND)	32	32	971	30.3	127	258	.492	10	38	.263	70	104	.673	62	103	165	5.2	66	0
2020-21 (ARK)	7	7	202	28.9	39	85	.459	2	13	.154	16	28	.571	27	23	50	7.1	13	0
TOTAL	105	80	2502	23.8	370	738	.501	22	93	.237	155	251	.618	193	276	469	4.5	221	2

## Effort. Energy. Enthusiasm.

- Born: Mar. 1, 1999 in Highland Park, Ill.
- Parents: Edward and Lucy Smith
- Graduated in just 3 years from Indiana's Kelley School of Business (B.S.B.) - Spring of 2020
- Pursuing his master's in operations management at the University of Arkansas.
- Favorite TV show is The Office and he binge-watched Ozark during the pandemic

## DOUBLE-DOUBLES (5)

FRESHMAN	(1)
11/12/17 • HOWARD	16 pts 12 reb
SOPHOMORE	(2)
01/22/19 • at Northwestern	10 pts 12 reb
02/02/19 • at Michigan St	13 pts 10 reb
JUNIOR	(1)
12/13/19 • NEBRASKA	16 pts 10 reb
SENIOR	(1)
12/20/20 • ORAL ROBERTS	22 pts 17 reb

• 183 pts to 1,000
• 31 rebs to 500
• Led his team in Pts: .....6
• Led his team in Rebs: .....11
• CAREER: Double-figure Pts: .....39
20-pt gms: .....5
Double-figure Rebs: .....6

## PERSONAL BESTS

POINTS
Season: 22 vs Oral Roberts (12/20/20)
Career: 24 (2x) last vs Western Illinois (11/05/19)
SEC:

FG MADE
Season: 9 vs Oral Roberts (12/20/20)
Career: 11 vs Western Illinois (11/05/19)
SEC:

FG ATTEMPTED
Season: 20 vs Oral Roberts (12/20/20)
Career: 20 vs Oral Roberts (12/20/20)
SEC:

3-POINT FG MADE
Season: 2 vs North Texas (11/28/20)
Career: 3 vs Michigan State (03/02/19)
SEC:

3-PT FG ATTEMPTS
Season: 3 (3x) last vs Oral Roberts (12/20/20)
Career: 9 vs Michigan State (03/02/19)
SEC:

FT MADE
Season: 4 vs Oral Roberts (12/20/20)
Career: 6 vs Nebraska (12/13/19)
SEC:

FT ATTEMPTED
Season: 6 vs North Texas (11/28/20)
Career: 10 vs Nebraska (12/13/19)
SEC:

REBOUNDS
Season: 17 vs Oral Roberts (12/20/20)
Career: 17 vs Oral Roberts (12/20/20)
SEC:

ASSISTS
Season: 2 (2x) last vs UT Arlington (12/02/20)
Career: 4 vs Ohio State (01/11/20)
SEC:

STEALS
Season: 3 (2x) last vs North Texas (11/28/20)
Career: 3 (8x) last vs North Texas (11/28/20)
SEC:

BLOCKED SHOTS
Season: 2 vs Central Arkansas (12/20/20)
Career: 3 at Michigan State (02/02/19)
SEC:

MINUTES
Season: 38:40 vs North Texas (11/28/20)
Career: 40:17 vs Nebraska (12/13/19)
SEC:





# JD NOTAE

R-Jr. | 6 | 6-1 | 195

Covington, Ga. | Jacksonville Univ.



@jdnotae



@dimebagnotae

1

- Born: Oct. 27, 1998 in Covington, Ga.
- Mother: Stacy Notae
- Scored 929 points in two seasons at Jacksonville
- 1st to contact Notae when entered transfer portal was Coach Muss at Nevada ... When Muss came Arkansas, Notae came on official visit, "I like what they had, a lot of togetherness."

• Rated the 29th-best "Sit-Out" Transfer in the Nation by ESPN.com for the 2020-21 season.

• Sat out the 2019-20 season at Arkansas due to NCAA transfer regulations.

• Played in 60 games in two seasons at Jacksonville, totaling 929 points ... Was **second team All-ASUN** as a sophomore and **ASUN Freshman of the Year**.

• Leads the SEC in 3-point FG attempts (47) and 6th in 3's made (13) ... 6th in the SEC in assist-turnover ratio (1.91), 4th in total assists (21).

• With 21 assists and 13 3's made is 1 of 2 players in the SEC with at least 20 assists and 10 3-pointers made.

## 2020-21 HIGHLIGHTS:

- Had a game-high seven assists with five rebounds in the season opener,
- Had 16 points and six rebounds versus North Texas, hitting a 3-pointer from the Razorback snout near mid-court.
- Scored his 1,000th career point (5:09 of 2nd half) versus Central Arkansas ... Had a game-high 22 points, including 17 in the second half, adding three steals and six assists with just one turnover.
- Did not make a 3-pointer versus Oral Roberts but finished with 15 pts, 5 rebs, three assists and **tied career-high with three blocked shots** ... Made a **career-high seven free throws** (7-of-8) .. Started the second half and had a Plus-Minus of +16 for the game (was -7 in the first half).

blocked shots ... Made a career-high seven free throws (7-of-8) .. Started the second half and had a Plus-Minus of +16 for the game (was -7 in the first half).

## TRIPLE-DOUBLES (1)

01/09/19 • at Kennesaw State **Pts-Reb-Assst** 15-10-10

## DOUBLE-DOUBLES (5)

**SOPHOMORE** (3)

01/05/19 • Lipscomb <sup>^</sup> 12 pts 13 reb

01/09/19 • at Kennesaw State <sup>^\*</sup> 15 pts 10 reb

01/30/19 • Stetson 16 pts 14 reb

<sup>^</sup> = back-to-back games <sup>\*</sup> = part of a triple double

**FRESHMAN** (2)

11/26/17 • Gardner-Webb 17 pts 10 reb

12/09/17 • Florida National 14 pts 10 reb

• Scored 1,000th Point vs UCA (12/20/20)

• Led his team in Pts: ..... 32

• Led his team in Rebs: ..... 16

• CAREER: Double-figure Pts: ..... 53

20-pt gms: ..... 16

Gms with a 3PT FG: ..... 55

Gms with 3+ 3PT FG: ..... 19

## PERSONAL BESTS

### POINTS

Season: 22 vs Central Arkansas (12/12/20)

Career: 40 vs Florida Memorial (11/21/18)

SEC:

### FG MADE

Season: 8 vs Central Arkansas (12/20/20)

Career: 16 vs Florida Memorial (11/21/18)

SEC:

### FG ATTEMPTED

Season: 18 vs Central Arkansas (12/12/20)

Career: 23 at NC State (12/22/17)

SEC:

### 3-POINT FG MADE

Season: 4 vs Central Arkansas (12/12/20)

Career: 5 (6x) last vs FGCU (03/01/19)

SEC:

### 3-PT FG ATTEMPTS

Season: 10 vs Central Arkansas (12/12/20)

Career: 14 vs FGCU (03/01/19)

SEC:

### FT MADE

Season: 7 vs Oral Roberts (12/20/20)

Career: 7 vs Oral Roberts (12/20/20)

SEC:

### FT ATTEMPTED

Season: 8 (2x) last vs vs Oral Roberts (12/20/20)

Career: 9 vs Bethune-Cookman (11/30/17)

SEC:

### REBOUNDS

Season: 6 vs North Texas (11/28/20)

Career: 14 vs Stetson (01/30/19)

SEC:

### ASSISTS

Season: 7 vs Mississippi Valley State (11/25/20)

Career: 10 at Kennesaw State (01/09/19)

SEC:

### STEALS

Season: 3 vs Central Arkansas (12/12/20)

Career: 5 (2x) at FGCU (02/02/19)

SEC:

### BLOCKED SHOTS

Season: 3 vs Oral Roberts (12/20/20)

Career: 3 (4x) last vs vs Oral Roberts (12/20/20)

SEC:

### MINUTES

Season: 30:13 vs Oral Roberts (12/20/20)

Career: 46 vs Gardner-Webb (11/26/17)

SEC:

## JD NOTAE 2020-21 GAME STATS

Opponent	Date	GS	Min	FG	FGA	Pct	3FG	3A	Pct	FT	FTA	Pct	O	D	Tot	Avg	PF	FO	A	TO	Blk	Stl	Pts	Avg
MISSISSIPPI VALLEY	11/25/20	24	3	7	.429	2	5	.400	5	8	.625	2	3	5	5.0	4	0	7	1	0	0	13	13.0	
NORTH TEXAS	11/28/20	24	6	14	.429	2	8	.250	2	4	.500	2	4	6	5.5	2	0	3	3	0	1	16	14.5	
UT ARLINGTON	12/02/20	12	1	5	.200	1	3	.333	2	2	1.000	0	2	2	4.3	0	0	1	1	0	0	5	11.3	
LIPSCOMB	12/05/20	22	5	12	.417	2	7	.286	0	0	.000	1	3	4	4.3	5	1	1	3	0	0	12	11.5	
SOUTHERN U.	12/09/20	15	5	11	.455	2	8	.250	0	1	.000	0	2	2	3.8	1	0	0	0	0	1	12	11.6	
CENTRAL ARKANSAS	12/12/20	27	8	18	.444	4	10	.400	2	2	1.000	0	2	2	3.5	1	0	6	1	1	3	22	13.3	
ORAL ROBERTS	12/20/20	30	4	13	.308	0	6	.000	7	8	.875	0	5	5	3.7	2	0	3	2	3	1	15	13.6	
Totals		0	154	32	80	.400	13	47	.277	18	25	.720	5	21	26	3.7	15	1	21	11	4	6	95	13.6

## JD NOTAE CAREER STATISTICS

Year	GP	GS	Min	Avg	FG	FGA	Pct	3FG	3FGA	Pct	FT	FTA	Pct	Off	Def	Tot	Avg	PF	FO	Ast	TO	Blk	Stl	Pts	Avg
2017-18 (JACK)	28	28	879	31.4	159	388	.410	49	121	.405	65	93	.699	28	103	131	4.7	60	2	54	72	14	49	432	15.4
2018-19 (JACK)	32	23	932	29.1	177	415	.427	62	194	.320	81	111	.730	29	168	197	6.2	76	4	109	106	14	52	497	15.5
2019-20 - REDSHIRTED AT ARK (TRANSFER)																									
2020-21 (ARK)	7	0	154	22.0	32	80	.400	13	47	.277	18	25	.720	5	21	26	3.7	15	1	21	11	4	6	95	13.6
TOTAL	67	51	1965	29.3	368	883	.417	124	362	.343	164	229	.716	62	292	354	5.3	151	7	184	189	32	107	1024	15.3

# VANCE JACKSON JR.

Gr.Sr. / F / 6-9 / 238

Pasadena, Calif. / New Mexico



**2**

@YGVance2

@ygvance

- Rated the 8th-best Grad Transfer in the Nation by CBSSports.com — 18th-best by Stadium.com — 32nd-best by ESPN.com
- Played his freshman season at UConn — on AAC All-Rookie Team — before transferring to New Mexico ... Scored 990 points in his first three collegiate seasons (92 games with 65 starts).
- For his career has scored 1,015 points and grabbed 509 rebounds.

## 2020-21 HIGHLIGHTS:

- Eclipsed 1,000 career points and 500 career rebounds, getting 15 and seven respectively, in season-opening win vs Mississippi Valley ... Made four treys during a 28-0 run in the first half ... Finished 4-of-6 from 3PT.
- After back-to-back games with no points, scored 10 in the win versus Lipscomb, making a pair of 3-pointers.

## VANCE JACKSON 2020-21 GAME STATS

Opponent	Date	GS	Min	FG	FGA	Pct	3FG	3A	Pct	FT	FTA	Pct	O	D	Tot	Avg	PF	FO	A	TO	Blk	Stl	Pts	Avg
MISSISSIPPI VALLEY	11/25/20	*	15	5	9	.556	4	6	.667	1	1	1.000	2	5	7	7.0	0	0	0	1	0	0	15	15.0
NORTH TEXAS	11/28/20		9	0	2	.000	0	2	.000	0	0	.000	0	0	0	3.5	0	0	0	0	0	0	0	7.5
UT ARLINGTON	12/02/20	20	0	5	.000	0	3	.000	0	0	.000	1	4	5	4.0	0	0	1	3	0	0	0	5.0	
LIPSCOMB	12/05/20	23	3	9	.333	2	7	.286	2	2	1.000	0	3	3	3.8	0	0	1	1	0	0	10	6.3	
SOUTHERN U.	12/09/20	14	1	4	.250	1	4	.250	0	0	.000	2	0	2	3.4	2	0	2	1	0	0	3	5.6	
CENTRAL ARKANSAS	12/12/20	13	3	4	.750	0	0	.000	0	0	.000	0	0	0	2.8	3	0	1	0	0	1	6	5.7	
ORAL ROBERTS	12/20/20	10	1	3	.333	1	3	.333	2	4	.500	1	3	4	3.0	1	0	2	0	0	1	5	5.6	
Totals		1	104	13	36	.361	8	25	.320	5	7	.714	6	15	21	3.0	6	0	7	6	0	2	39	5.6

## VANCE JACKSON CAREER STATISTICS

Year	GP	GS	Min	Avg	FG	FGA	Pct	3FG	3FGA	Pct	FT	FTA	Pct	Off	Def	Tot	Avg	PF	FO	Ast	TO	Blk	Stl	Pts	Avg	
2016-17 (UConn)	32	21	835	26.1	79	193	.409	50	126	.397	50	74	.676	22	101	123	3.8	74	2	44	42	5	10	258	8.1	
2017-18 - REDSHIRTED																										
2018-19 (UNM)	32	16	887	27.8	137	338	.405	57	172	.331	89	137	.650	42	182	224	7.0	60	1	85	80	4	35	420	13.1	
2019-20 (UNM)	28	28	756	27.1	101	224	.414	50	146	.342	60	84	.714	34	113	147	5.3	51	0	36	59	9	28	312	11.1	
2020-21 (ARK)	7	1	104	14.9	13	36	.361	8	25	.320	5	7	.714	6	15	21	3.0	6	0	7	6	0	2	39	5.6	
TOTAL	99	66	2582	26.1	330	791	.417	165	469	.352	204	302	.675	104	411	515	5.2	191	3	172	187	18	75	1029	10.4	

**Effort. Energy. Enthusiasm.**

- Born Aug. 20, 1997 in Pasadena, Calif. Parents: Desiree Temple and Vance Jackson Sr.
- Graduated from New Mexico - Spring of 2020, B.A. in interpersonal communication
- Pursuing his master's in adult and lifelong learning at the University of Arkansas.
- If he could have played with any former Razorback, it would have been Joe Johnson.

## DOUBLE-DOUBLES (8)

### SOPHOMORE (5)

11/13/18 • IONA	18 pts	12 reb
01/05/19 • NEVADA	18 pts	10 reb
01/12/19 • at Colorado State	18 pts	12 reb
01/19/19 • WYOMING	13 pts	10 reb
03/09/19 • at Wyoming	13 pts	11 reb

### JUNIOR (3)

01/01/20 • at San Jose State	% 25 pts	13 reb
01/07/20 • FRESNO STATE	% 29 pts	13 reb
03/04/20 • vs San Jose State	26 pts	12 reb

% - consecutive games

• Scored 1,000th Pt and Grabbed 500th Reb vs Miss Valley State (12/25/20)

• Led his team in Pts: ..... 13

• Led his team in Rebs: ..... 2

• CAREER: Double-figure Pts: ..... 53

20-pt gms: ..... 8

Gms with 3+ 3PT FG: ..... 27

Double-figure Rebs: ..... 5

## PERSONAL BESTS

### POINTS

Season: 15 vs Mississippi Valley State (11/25/20)

Career: 30 vs Fresno State (02/02/19)

SEC:

### FG MADE

Season: 5 vs Mississippi Valley State (11/25/20)

Career: 9 (3x) last vs San Jose St (03/04/20)

SEC:

### FG ATTEMPTED

Season: 9 vs Mississippi Valley State (11/25/20)

Career: 16 (2x) last vs San Jose St (03/04/20)

SEC:

### 3-POINT FG MADE

Season: 4 vs Mississippi Valley State (11/25/20)

Career: 6 (2x) last vs Wyoming (02/08/20)

SEC:

### 3-PT FG ATTEMPTS

Season: 6 vs Mississippi Valley State (11/25/20)

Career: 11 (2x) last at Air Force (02/26/20)

SEC:

### FT MADE

Season: 1 vs Mississippi Valley State (11/25/20)

Career: 10 vs Fresno State (02/02/19)

SEC:

### FT ATTEMPTED

Season: 1 vs Mississippi Valley State (11/25/20)

Career: 11 vs Fresno State (02/02/19)

SEC:

### REBOUNDS

Season: 7 vs Mississippi Valley State (11/25/20)

Career: 13 (2x) vs Fresno State (01/07/20)

SEC:

### ASSISTS

Season: 2 vs Southern (12/09/20)

Career: 7 vs Nevada (01/05/19)

SEC:

### STEALS

Season: 1 vs Central Arkansas (12/20/20)

Career: 4 vs Wyoming (03/13/19)

SEC:

### BLOCKED SHOTS

Season: -

Career: 2 (2x) last vs Nevada (02/18/20)

SEC:

### MINUTES

Season: 15:29 vs Mississippi Valley State (11/25/20)

Career: 37:30 vs Utah State (03/05/20)

SEC:





## DESI SILLS

Jr. | 6 | 6-2 | 200

Jonesboro, Ark | Jonesboro HS

@desisills3

@desisills3

3

• Voted Preseason All-SEC second team by the league's coaches

• Leads the SEC in total steals (13) ... 9th in steals/gm (1.86).

\* In game two, had five turnovers and just one assist ... Over the last five games, has 15 assists with just four turnovers.

• Has the team's third-best Plus/Minus (+151).

### 2020-21 HIGHLIGHTS:

• Scored 19 in the season opener, tying career high for FG made, going 8-of-10 from the field (2-of-3 3PT) ... Scored 12 in the second half, including seven to start the period as Arkansas out-scored MVSU 16-0 over the first 2:56 minutes.

• Had 14 versus North Texas, going 5-of-8 at the free throw line.

• Tied a career high with four steals versus UT Arlington.

• Had his best career assist-to-turnover game versus Southern with five helpers and zero turnovers ... Added 11 points (3-of-5 from 3-point range).

• Posted his **first career Double-Double** versus Oral Roberts with 16 points and a **career-high 10 rebounds** ... Added two assists, a steal and a blocked shot ... Led the team in Plus/Minus (+18).

• Born Dec. 29, 1998 in Jonesboro

• Parents: Desi and Shawna Sills

• 1 of 3 Hogs to play all 66 UA games over the last 2 yrs (w/ Adrio Bailey & Jalen Harris)

• "I have to be honest, I have to thank the quarantine because I fell out of love, the enjoyment of the game. I fell back in love with the game, the process and the grind."



## DOUBLE-DOUBLES (1)

**JUNIOR** (1)  
12/20/20 • ORAL ROBERTS 16 pts 10 reb

• Led the Razorbacks in Pts:.....	2
• Led the Razorbacks in Rebs: .....	2
• CAREER: Double-figure Pts:.....	27
20-pt gms:.....	3
Gms with a 3PT FG: .....	42
Gms with 3+ 3PT FG: .....	12
Gms with 5+ Assists:.....	5
Gms with Double-Digit Rebs .....	1

## PERSONAL BESTS

### POINTS

Season: 19 vs Mississippi Valley State (11/25/20)

Career: 21 at Georgia (02/29/20)

SEC: 21 at Georgia (02/29/20)

### FG MADE

Season: 8 vs Mississippi Valley State (11/25/20)

Career: 8 (2x) last vs Miss Valley State (11/25/20)

SEC: 8 at Georgia (02/29/20)

### FG ATTEMPTED

Season: 12 vs Central Arkansas (12/20/20)

Career: 15 (2x) last vs Northern Kentucky (11/30/19)

SEC: 14 at Tennessee (02/11/20)

### 3-POINT FG MADE

Season: 3 vs Southern (12/09/20)

Career: 5 vs Vanderbilt (03/11/20)

SEC: 4 (2x) last vs Mizzou (02/22/20)

### 3-PT FG ATTEMPTS

Season: 5 vs Southern (12/09/20)

Career: 8 (2x) last at Tennessee (02/11/20)

SEC: 8 at Tennessee (02/11/20)

### FT MADE

Season: 5 vs North Texas (11/28/20)

Career: 5 (4x) last vs North Texas (11/28/20)

SEC: 5 (3x) last at Tennessee (02/11/20)

### FT ATTEMPTED

Season: 6 vs North Texas (11/28/20)

Career: 8 (4x) last vs LSU (03/04/20)

SEC: 8 (4x) last vs LSU (03/04/20)

### REBOUNDS

Season: 10 vs Oral Roberts (12/20/20)

Career: 10 vs Oral Roberts (12/20/20)

SEC: 7 vs Vanderbilt (01/15/20)

### ASSISTS

Season: 5 Southern (12/09/20)

Career: 6 vs FIU (12/01/18)

SEC: 5 vs LSU (01/12/19)

### STEALS

Season: 4 vs UT Arlington (12/02/20)

Career: 4 (2x) last vs UT Arlington (12/02/20)

SEC: 4 vs Auburn (02/04/20)

### BLOCKED SHOTS

Season: 1 (3x) last vs Oral Roberts (12/20/20)

Career: 1 (7x) last vs Oral Roberts (12/20/20)

SEC: --

### MINUTES

Season: 36:31 vs North Texas (11/28/20)

Career: 40:50 vs Auburn (02/04/20)

SEC: 40:50 vs Auburn (02/04/20)

## DESI SILLS 2020-21 GAME STATS

Opponent	Date	GS	Min	FG	FGA	Pct	3FG	3A	Pct	FT	FTA	Pct	O	D	Tot	Avg	PF	FO	A	TO	Blk	Stl	Pts	Avg	
MISSISSIPPI VALLEY	11/25/20	*	19	8	10	.800	2	3	.667	1	1	1.000	1	1	2	2.0	0	0	2	0	0	3	19	19.0	
NORTH TEXAS	11/28/20	*	36	4	7	.571	1	3	.333	5	8	.625	0	3	3	2.5	2	0	1	5	0	1	14	16.5	
UT ARLINGTON	12/02/20	*	31	1	6	.167	0	3	.000	1	2	.500	1	2	3	2.7	2	0	2	1	0	4	3	12.0	
LIPSCOMB	12/05/20	*	13	2	4	.500	1	2	.500	1	2	.500	0	4	4	3.0	0	0	2	0	0	0	6	10.5	
SOUTHERN U.	12/09/20	*	21	4	7	.571	3	5	.600	0	1	.000	0	3	3	3.0	0	0	5	0	1	1	11	10.6	
CENTRAL ARKANSAS	12/12/20	*	30	7	12	.583	1	3	.333	2	3	.667	2	1	3	3.0	4	0	4	2	1	3	17	11.7	
ORAL ROBERTS	12/20/20	*	34	6	13	.462	1	4	.250	3	4	.750	4	6	10	4.0	3	0	2	1	1	1	16	12.3	
Totals			7	184	32	59	.542	9	23	.391	13	21	.619	8	20	28	4.0	11	0	18	9	3	13	86	12.3

## DESI SILLS CAREER STATISTICS

Year	GP	GS	Min	Avg	FG	FGA	Pct	3FG	3FGA	Pct	FT	FTA	Pct	Off	Def	Tot	Avg	PF	FO	Ass	TO	Blk	Stl	Pts	Avg
2018-19	34	8	576	16.9	55	125	.440	29	63	.460	40	57	.702	12	31	43	1.3	68	2	58	53	0	21	179	5.3
2019-20	32	24	997	31.2	117	275	.425	47	143	.329	59	91	.648	20	75	95	3.0	96	4	39	44	5	30	340	10.6
2020-21	7	7	184	26.3	32	59	.542	9	23	.391	13	21	.619	8	20	28	4.0	11	0	18	9	3	13	86	12.3
<b>TOTAL</b>	73	39	1757	24.1	204	459	.444	85	229	.371	112	169	.663	40	126	166	2.3	175	6	115	106	8	64	605	8.3

# DAVONTE "DEVO" DAVIS

G / Fr. | 6-3 | 180

Jacksonville, Ark. | Jacksonville HS

4



@MrDevoBuckets

@devofor3

- Won the dunk contest during the team's Red-White game.
- High energy guy off the bench ... Praised for his ability to get loose balls and offensive rebound ... Has a knack for scoring in the lane and off the bounce.

## 2020-21 HIGHLIGHTS

- Scored five points with three rebounds and two assists in his collegiate debut vs Mississippi Valley State.
- Added four points and three boards versus Lipscomb.
- Led the team with 14 points versus Southern, adding seven rebounds in 16:20 minutes played ... Made his first career triple and was 3-of-3 at the free throw line.
- Sparked Arkansas with his play off the bench versus Oral Roberts ... 1 of 4 players with a Plus-Minus in double figures (+10).

- Born Sept. 24, 2001 in Jacksonville • Mother: Terrie Davis / Grandmother of Yvette Davis
- Consensus 4-star ... 2020 ADG Player of the Year ... 4x first team All-State
- Wants to open a zoo to educate people about animals ... biggest hobby is fishing.
- His dream team: LeBron James, Paul George, Kevin Garnett and Giannis Antetokounmpo

- Led the Razorbacks in Pts:..... 1
- Led the Razorbacks in Rebs: ..... -
- CAREER: Double-figure Pts:..... 1
- 20-pt gms:..... -
- Gms with a 3PT FG: ..... 1
- Gms with 3+ 3PT FG: ..... -
- Gms with 5+ Rebs: ..... 1

DAVONTE DAVIS 2020-21 GAME STATS																			
Opponent	Date	GS	Min	FG	FGA	Pct	3FG	3A	Pct	FT	FTA	Pct	O	D	Tot	Avg	PF	FO	A
MISSISSIPPI VALLEY	11/25/20	12	12	2	5	.400	0	1	.000	1	1	1.000	1	2	3	3.0	1	0	2
NORTH TEXAS	1/28/20	DNP																	
UT ARLINGTON	12/02/20	DNP																	
LIPSCOMB	12/05/20	15	2	2	2	1.000	0	0	.000	0	0	.000	2	1	3	3.0	2	0	1
SOUTHERN U.	12/09/20	16	5	8	8	.625	1	1	1.000	3	3	1.000	3	4	7	4.3	1	0	2
CENTRAL ARKANSAS	12/12/20	7	0	1	1	.000	0	0	.000	0	0	.000	0	1	1	3.5	0	0	0
ORAL ROBERTS	12/20/20	9	0	1	1	.000	0	0	.000	0	0	.000	0	1	1	3.0	3	0	2
<b>Totals</b>		<b>0</b>	<b>59</b>	<b>9</b>	<b>17</b>	<b>.529</b>	<b>1</b>	<b>2</b>	<b>.500</b>	<b>4</b>	<b>4</b>	<b>1.000</b>	<b>6</b>	<b>9</b>	<b>15</b>	<b>3.0</b>	<b>7</b>	<b>0</b>	<b>7</b>

## PERSONAL BESTS

POINTS	
Season: 14	vs Southern (12/09/20)
SEC:	
FG MADE	
Season: 5	vs Southern (12/09/20)
SEC:	
FG ATTEMPTED	
Season: 8	vs Southern (12/09/20)
SEC:	
3-POINT FG MADE	
Season: 1	vs Southern (12/09/20)
SEC:	
3-PT FG ATTEMPTS	
Season: 1 (2x)	last vs Southern (12/09/20)
SEC:	
FT MADE	
Season: 3	vs Southern (12/09/20)
SEC:	
FT ATTEMPTED	
Season: 3	vs Southern (12/09/20)
SEC:	
REBOUNDS	
Season: 7	vs Southern (12/09/20)
SEC:	
ASSISTS	
Season: 2 (3x)	last vs Oral Roberts (12/20/20)
SEC:	
STEALS	
Season: 1 (2x)	last vs Lipscomb (12/05/20)
SEC:	
BLOCKED SHOTS	
Season: -	
SEC:	
MINUTES	
Season: 16:20	vs Southern (12/09/20)
SEC:	

## DAVONTE DAVIS CAREER STATISTICS

Year	GP	GS	Min	Avg	FG	FGA	Pct	3FG	3FGA	Pct	FT	FTA	Pct	Off	Def	Tot	Avg	PF	FO	Asst	TO	Blk	Stl	Pts	Avg
2020-21	5	0	59	11.8	9	17	.529	1	2	.500	4	4	1.000	6	9	15	3.0	7	0	7	4	0	2	23	4.6



Effort. Energy. Enthusiasm.

**ONE**  
RAZORBACK

**MOSES MOODY**

@moses\_moody3

@moses.2m

**5**

6 | Fr. | 6-6 | 205

Little Rock, Ark. | Montverde (Fla.) Academy

- Born May 31, 2002 in Little Rock
- Parents: Kareem and Rona Moody
- Consensus 4-star ... MaxPreps HM All-American
- Among incoming Frosh: Rated 37th by 247Sports, 42nd by ESPN and 53rd by Rivals
- Serves on Arkansas Athletics' African American S-A Leadership Council and SAAC.

- 1 of 4 in the SEC to average at least 15 ppg and 5 rpg ... **MOODY (16.3 & 5.9) IS THE ONLY GUARD**
- LSU F Trendon Watford (18.8 & 6.3) • A&M F Emanuel Miller (18.5 & 9.8) • UGA F Toumani Camara (15. & 8.4)
- Leads the team in scoring, second on the team in steals and third in rebounds.
- **Scored at least 15 points and grabbed at least 7 rebounds in 4-of-the-last 5 games** ... Game he didn't, had 12 & 5.
- Has a season-long streak of 15 consecutive free throws made earlier this season.
- 2nd in the SEC in total points (114) — 7th in ppg (16.3).
- The only Razorback to score in double figures in each of the first seven games (and make a 3-pointer in all seven).
- Named **SEC Freshman of the Week** and **College Sports Madness SEC Player of the Week** (Dec. 7).
- Leads the team in Plus/Minus at +170 in 198 minutes played.

#### 2020-21 HIGHLIGHTS

- Scored 19 in his collegiate debut — making 9-of-10 from the free throw line ... Added three steals.
- Went 6-of-6 at the free throw line to score 11 points, adding three steals, versus North Texas.
- Named **SEC Freshman of the Week / College Sports Madness SEC Player of the Week** (Dec. 7) ... Averaged 21 points, 8.5 rebounds and two assists in wins over UT Arlington and Lipscomb ... Made 70 percent of his shots from the field (14-of-20) — including 4-of-6 from 3-point range — while going 10-of-13 at the free throw line ... Had game highs with 24 points and nine rebounds versus UTA to become the first Razorback freshman since Bobby Portis in 2014 to have at least 24 and nine

in a game ... Followed that with an 18-point, eight-rebound performance versus Lipscomb. Moody made 7-of-his-8 shots, including 2-of-3 from 3-point range, while adding three assists in just 24 minutes played.

- Stuffed the stat sheet versus Central Arkansas with 15 points, 7 rebounds, 3 assists, 2 steals and a blocked shot.

• Led the Razorbacks in Pts:.....	2
• Led the Razorbacks in Rebs: .....	1
• CAREER: Double-figure Pts:.....	7
20-pt gms:.....	1
Gms with a 3PT FG: .....	7
Gms with 3+ 3PT FG: .....	1
Gms with 3+ Steals: .....	2
Gms with 5+ Rebs: .....	5

### "He Beat the Streets"

An excerpt from an original poem by Moses Moody first performed for his senior speech at Montverde Academy Feb. 20, 2020.

When you see me, what's your first impression?

Are you willing to learn this lesson or are you distracted by my complexion?

An impoverished black male making his way out of the streets

Is the equivalent to a flower blooming through the concrete.

Full video:

<https://www.youtube.com/watch?v=oUSnmc7XhNM>

#### MOSES MOODY 2020-21 GAME STATS

Opponent	Date	GS	Min	FG	FGA	Pct	3FG	3A	Pct	FT	FTA	Pct	O	D	Tot	Avg	PF	FO	A	TO	Blk	Stl	Pts	Avg
MISSISSIPPI VALLEY	11/25/20	*	24	3	12	.250	1	6	.167	9	10	.900	2	1	3	3.0	3	0	2	0	0	3	16	16.0
NORTH TEXAS	11/28/20	*	29	2	9	.222	1	4	.250	6	6	1.000	1	1	2	2.5	1	0	1	1	1	3	11	13.5
UT ARLINGTON	12/02/20	*	32	7	12	.583	2	3	.667	8	10	.800	3	6	9	4.7	3	0	1	2	0	0	24	17.0
LIPSCOMB	12/05/20	*	24	7	8	.875	2	3	.667	2	3	.667	3	5	8	5.5	2	0	3	1	0	1	18	17.3
SOUTHERN U.	12/09/20	*	26	5	10	.500	2	4	.500	0	0	.000	3	2	5	5.4	1	0	2	2	1	0	12	16.2
CENTRAL ARKANSAS	12/12/20	*	35	6	11	.545	3	7	.429	0	0	.000	0	7	7	5.7	1	0	3	1	1	2	15	16.0
ORAL ROBERTS	12/20/20	*	28	7	12	.583	1	4	.250	3	6	.500	4	3	7	5.9	1	0	1	2	1	1	18	16.3
Totals		7	198	37	74	.500	12	31	.387	28	35	.800	16	25	41	5.9	12	0	13	9	4	10	114	16.3

#### PERSONAL BESTS

##### POINTS

Season: 24 vs UT Arlington (12/02/20)

SEC:

##### FG MADE

Season: 7 (2x) vs Oral Roberts (12/20/20)

SEC:

##### FG ATTEMPTED

Season: 12 (3x) last vs Oral Roberts (12/12/20)

SEC:

##### 3-POINT FG MADE

Season: 3 vs Central Arkansas (12/12/20)

SEC:

##### 3-PT FG ATTEMPTS

Season: 7 vs Central Arkansas (12/12/20)

SEC:

##### FT MADE

Season: 9 vs Mississippi Valley State (11/25/20)

SEC:

##### FT ATTEMPTED

Season: 10 (2x) last vs UT Arlington (12/02/20)

SEC:

##### REBOUNDS

Season: 9 vs UT Arlington (12/02/20)

SEC:

##### ASSISTS

Season: 3 (2x) last vs Central Arkansas (12/12/20)

SEC:

##### STEALS

Season: 3 (2x) last vs North Texas (11/28/20)

SEC:

##### BLOCKED SHOTS

Season: 1 (4x) last vs vs Oral Roberts (12/20/20)

SEC:

##### MINUTES

Season: 35:14 vs UT Arlington (12/02/20)

SEC:

#### MOSES MOODY CAREER STATISTICS

Year	GP	GS	Min	Avg	FG	FGA	Pct	3FG	3FGA	Pct	FT	FTA	Pct	Off	Def	Tot	Avg	PF	FO	Asst	TO	Blk	Stl	Pts	Avg
2020-21	5	0	59	11.8	9	17	.529	1	2	.500	4	4	1.000	6	9	15	3.0	7	0	7	4	0	2	23	4.6

# JAYLIN WILLIAMS

Fr. | F | 6-10 | 245

Fort Smith, Ark. | Northside HS



@Jay\_MWilliams\_



@thejaylinwilliams\_

**10**

- Has taken three of the team's nine charges this season, including two versus UT Arlington.
- On a per 40-minute basis, averages 14.8 rebounds and 3.1 blocked shots.

## 2020-21 HIGHLIGHTS

- Had a game-high 10 rebounds, including eight defensively ... Just missed a double-double, scoring nine points (2-5 FG • 2-4 3PT).
- Scored six points with seven rebounds, including six on the defensive end, versus Lipscomb..

- Born June 29, 2002 in Fort Smith
- Consensus 4-star ... 2020 Gatorade Arkansas Player of the Year ... Top state prospect by 247
- Among incoming Frosh: Rated 56th by Rivals, 85th by 247Sports and 91st by ESPN
- If he could play with any former Razorback it would be Patrick Beverley or Corliss Williamson

- Led Razorbacks team in Rebs: .....1
- CAREER: Double-figure Pts:.....-
- Double-figure Rebs:.....1
- 20-pt gms:.....-
- Gms with a 3PT Made ..... 2
- Gms with 5+ Rebs: ..... 2

JAYLIN WILLIAMS 2020-21 GAME STATS																
Opponent	Date	GS	Min	FG	FGA	Pct	3FG	3A	Pct	FT	FTA	Pct	O	D	Tot	Avg
MISSISSIPPI VALLEY	11/25/20	20		3	5	.600	2	4	.500	1	1	1.000	2	8	10	10.0
NORTH TEXAS	1/28/20	DNP														
UT ARLINGTON	12/02/20	12		0	0	.000	0	0	.000	0	0	.000	1	2	3	6.5
LIPSCOMB	12/05/20	18		2	5	.400	1	3	.333	1	1	1.000	1	6	7	6.7
SOUTHERN U.	12/09/20	13		0	1	.000	0	1	.000	0	2	.000	0	2	2	5.5
CENTRAL ARKANSAS	12/12/20	2		0	0	.000	0	0	.000	2	2	1.000	2	0	2	4.8
ORAL ROBERTS	12/20/20	DNP														
<b>Totals</b>		<b>0</b>	<b>65</b>	<b>5</b>	<b>11</b>	<b>.455</b>	<b>3</b>	<b>8</b>	<b>.375</b>	<b>4</b>	<b>6</b>	<b>.667</b>	<b>6</b>	<b>18</b>	<b>24</b>	<b>4.8</b>

PERSONAL BESTS	
<b>POINTS</b>	
Season: 9	vs Mississippi Valley State (11/25/20)
SEC:	
<b>FG MADE</b>	
Season: 3	vs Mississippi Valley State (11/25/20)
SEC:	
<b>FG ATTEMPTED</b>	
Season: 5	vs Mississippi Valley State (11/25/20)
SEC:	
<b>3-POINT FG MADE</b>	
Season: 2	vs Mississippi Valley State (11/25/20)
SEC:	
<b>3-PT FG ATTEMPTS</b>	
Season: 4	vs Mississippi Valley State (11/25/20)
SEC:	
<b>FT MADE</b>	
Season: 2	vs Central Arkansas (12/20/20)
SEC:	
<b>FT ATTEMPTED</b>	
Season: 2 (2x)	last vs Central Arkansas (12/20/20)
SEC:	
<b>REBOUNDS</b>	
Season: 10	vs Mississippi Valley State (11/25/20)
SEC:	
<b>ASSISTS</b>	
Season: 1	vs Mississippi Valley State (11/25/20)
SEC:	
<b>STEALS</b>	
Season: -	vs Mississippi Valley State (11/25/20)
SEC:	
<b>BLOCKED SHOTS</b>	
Season: 2	vs Southern (12/09/20)
SEC:	
<b>MINUTES</b>	
Season: 20:18	vs Mississippi Valley State (11/25/20)
SEC:	

JAYLIN WILLIAMS CAREER STATISTICS																			
Year	GP	GS	Min	Avg	FG	FGA	Pct	3FG	3FGA	Pct	FT	FTA	Pct	Off	Def	Tot	Avg	PF	FO
2020-21	5	0	65	13.0	5	11	.455	3	8	.375	4	6	.667	6	18	24	4.8	5	0





# JALEN TATE

Gr.Sr. | 6 | 6-6 | 175

Pickerington, Ohio /  
Northern Kentucky



11

@jtate\_the\_great

@jalen\_tate11

- Born June 18, 1998 in Toledo, Ohio
- Parents: Jermaine and Jenice Tate
- Graduated from Northern Kentucky - Spring of 2020 - B.A. in organizational leadership
- Pursuing his master's in adult and lifelong learning at the University of Arkansas
- If he could play with any former Razorback it would be Patrick Beverley.

- Rated the 5th-best Graduate Transfer in the Nation by NBCSports.com — 8th-best by 247Sports.com.
- Scored 950 points at NKU and finished in the NKU top 20 for career assists (285), steals (129) and blocked shots (53) ...
- Horizon League Defensive Player of the Year (2020) — 3x Horizon League All-Defensive Team (2018, 2019, 2020) — All-Horizon League Third Team (2020) — Horizon League Tournament MVP (2020) — 2x Horizon League All-Tournament Team (2019, 2020) — Horizon League All-Freshman Team (2018).

## 2020-21 HIGHLIGHTS:

- Only played 17 minutes in the opener, but had 12 points, six assists, five rebounds and a steal.
- Scored just two points versus North Texas, but was praised by Coach Muss for his play in the win ... Namely, shutdown reigning C-USA Player of the Year Javion Hamlet to just 1-of-4 shooting from the field (0-0 from 3-point range) in 30 minutes.
- Stuffed the stat sheet versus UTA with 14 points, six rebounds, four assists, a steal and a blocked shot ... Also had the

team's best plus/minus at +17.

- Tallied his **third career double-double** — first in points and assist — versus Central Arkansas with 17 points and a **career-high 11 assists** .. Had zero turnovers.

## DOUBLE-DOUBLES (3)

SOPHOMORE	(1)
01/26/19 • MILWAUKEE	13 pts 10 reb
JUNIOR	(1)
01/31/20 • at Green Bay	17 pts 12 reb
SENIOR	(1)
12/20/20 • CENTRAL ARKANSAS	17 pts 11 ast

- Dished 300th career assist vs LIP (12/05/20)
- Scored 1,000th career point vs UCA (12/20)
- 28 rebs to 400
- Led his team in Pts: ..... 12
- Led his team in Rebs: ..... 6
- CAREER: Double-figure Pts: ..... 50
- 20-pt gms: ..... 6
- Gms with 5+ Assists: ..... 23
- Gms with 3+ Steals: ..... 11

## PERSONAL BESTS

POINTS	
Season: 17	vs Central Arkansas (12/20/20)
Career: 31	vs IUPUI (02/14/20)
SEC:	

FG MADE	
Season: 6	vs UT Arlington (12/02/20)
Career: 11	at Green Bay (02/14/20)
SEC:	

FG ATTEMPTED	
Season: 12	vs UT Arlington (12/02/20)
Career: 19	at Green Bay (02/14/20)
SEC:	

3-PT FG MADE	
Season: 3	vs Central Arkansas (12/20/20)
Career: 4	at Green Bay (02/14/20)
SEC:	

3-PT FG ATT	
Season: 5	vs Central Arkansas (12/20/20)
Career: 5 (2x)	last vs Central Arkansas (12/20/20)
SEC:	

FT MADE	
Season: 2 (2x)	last vs Central Arkansas (12/20/20)
Career: 10	vs Green Bay (03/09/20)
SEC:	

FT ATTEMPTED	
Season: 3	vs Mississippi Valley State (11/25/20)
Career: 15	vs Green Bay (03/09/20)
SEC:	

REBOUNDS	
Season: 6	vs UT Arlington (12/02/20)
Career: 12	at Green Bay (01/31/20)
SEC:	

ASSISTS	
Season: 11	vs Central Arkansas (12/20/20)
Career: 11	vs Central Arkansas (12/20/20)
SEC:	

STEALS	
Season: 2	vs Southern (12/09/20) (12/02/20)
Career: 6	vs IUPUI (02/14/20)
SEC:	

BLOCKED SHOTS	
Season: 1 (3x)	last vs Central Arkansas (12/20/20)
Career: 3 (3x)	last at Detroit Mercy (01/05/19)
SEC:	

MINUTES	
Season: 32:53	vs North Texas (11/28/20)
Career: 36 (3x)	last vs Texas Tech (03/22/19)
SEC:	

## JALEN TATE 2020-21 GAME STATS

Opponent	Date	GS	Min	FG	FGA	Pct	3FG	3A	Pct	FT	FTA	Pct	O	D	Tot	Avg	PF	FO	A	TO	Blk	Stl	Pts	Avg	
MISSISSIPPI VALLEY	11/25/20	*	17	4	7	.571	2	3	.667	2	3	.667	1	4	5	5.0	3	0	6	2	0	1	12	12.0	
NORTH TEXAS	11/28/20	*	26	1	5	.200	0	0	.000	0	0	.000	2	2	4	4.5	4	0	2	3	0	1	2	7.0	
UT ARLINGTON	12/02/20	*	33	6	12	.500	1	3	.333	1	1	1.000	3	3	6	5.0	2	0	4	1	1	1	14	9.3	
LIPSCOMB	12/05/20	*	13	3	4	.750	0	0	.000	0	0	.000	1	3	4	4.8	3	0	3	2	1	0	6	8.5	
SOUTHERN U.	12/09/20	*	25	5	9	.556	1	4	.250	1	2	.500	0	4	4	4.6	1	0	2	2	0	2	12	9.2	
CENTRAL ARKANSAS	12/12/20	*	30	6	8	.750	3	5	.600	2	2	1.000	0	1	1	4.0	1	0	11	0	1	1	17	10.5	
ORAL ROBERTS	12/20/20	*	39	4	10	.400	0	1	.000	0	0	.000	3	3	6	4.3	4	0	4	5	0	1	8	10.1	
Totals			7	183	29	55	.527	7	16	.438	6	8	.750	10	20	30	4.3	18	0	32	15	3	7	71	10.1

\* - Granted medical redshirt in 2016-17 due to injury

## JALEN TATE CAREER STATISTICS

Year	GP	GS	Min	Avg	FG	FGA	Pct	3FG	3FGA	Pct	FT	FTA	Pct	Off	Def	Tot	Avg	PF	FO	Ast	TO	Blk	Stl	Pts	Avg
2016-17 (NKU)*	8	8	150	18.8	14	34	.418	1	10	.100	8	24	.333	9	12	16	2.0	24	1	13	10	2	7	37	4.6
2017-18 (NKU)	32	31	731	22.8	71	151	.470	6	28	.214	35	55	.634	9	63	72	2.3	102	3	65	37	19	44	183	5.7
2018-19 (NKU)	31	23	837	27.0	159	295	.539	24	59	.407	83	136	.610	30	106	136	4.4	92	1	128	76	21	37	425	13.7
2019-20 (NKU)	22	20	666	30.3	112	231	.485	8	44	.182	73	108	.676	34	84	118	5.4	66	1	79	60	11	41	305	13.9
2020-21 (ARK)	7	7	183	26.1	29	55	.527	7	16	.438	6	8	.750	10	20	30	4.3	18	0	32	15	3	7	71	10.1
<b>TOTAL</b>	<b>100</b>	<b>89</b>	<b>2567</b>	<b>25.7</b>	<b>385</b>	<b>766</b>	<b>.503</b>	<b>46</b>	<b>157</b>	<b>.293</b>	<b>205</b>	<b>331</b>	<b>.619</b>	<b>87</b>	<b>285</b>	<b>372</b>	<b>3.7</b>	<b>302</b>	<b>6</b>	<b>317</b>	<b>198</b>	<b>56</b>	<b>136</b>	<b>1021</b>	<b>10.2</b>

# KHALEN "KK" ROBINSON

Fr. | 6 | 6-0 | 175

Little Rock, Ark. | Oak Hill Academy

**12**

@onekrob2

@khal2n

## 2020-21 HIGHLIGHTS

- Scored 15 in collegiate debut (5-8 FG • 3-5 3PT) with three assists, three rebounds and a steal.

- Born Aug. 7, 2001 in Little Rock
- Parents: Kelvin and Rheagan Robinson
- Consensus 4-star ... 3x first team All-State (2x in Ark. and once in Va.)
- Among incoming Frosh: Rated 36th by 247Sports, 62nd by Rivals and 79th by ESPN
- If he could play with any former Razorback it would be Daniel Gafford

**CAREER:**

Double-figure Pts:.....	1
20-pt gms:.....	-
Gms with a 3PT FG:.....	2
Gms with 3+ 3PT FG:.....	1
Gms with 3+ Assists:.....	1

KHALEN ROBINSON 2020-21 GAME STATS																			
Opponent	Date	GS	Min	FG	FGA	Pct	3FG	3A	Pct	FT	FTA	Pct	O	D	Tot	Avg	PF	FO	A
MISSISSIPPI VALLEY	11/25/20	18	5	8	.625	3	5	.600	2	2	1.000	0	2	2	2.0	0	0	3	1
NORTH TEXAS	11/28/20	6	0	1	.000	0	1	.000	2	2	1.000	0	0	0	1.0	1	0	0	0
UT ARLINGTON	12/02/20	13	1	1	1.000	1	1	1.000	0	0	.000	0	0	0	0.7	5	1	1	0
LIPSCOMB	12/05/20	21	2	6	.333	1	3	.333	0	0	.000	0	2	2	1.0	3	0	4	0
SOUTHERN U.	12/09/20	14	0	4	.000	0	2	.000	1	2	.500	0	2	2	1.2	1	0	1	2
CENTRAL ARKANSAS	12/12/20	2	0	0	.000	0	0	.000	0	0	.000	0	0	0	1.0	0	0	0	1
ORAL ROBERTS	12/20/20	2	0	0	.000	0	0	.000	0	0	.000	0	1	1	1.0	2	0	0	1
<b>Totals</b>		<b>0</b>	<b>76</b>	<b>8</b>	<b>20</b>	<b>.400</b>	<b>5</b>	<b>12</b>	<b>.417</b>	<b>5</b>	<b>6</b>	<b>.833</b>	<b>0</b>	<b>7</b>	<b>7</b>	<b>1.0</b>	<b>12</b>	<b>1</b>	<b>9</b>

## PERSONAL BESTS

<b>POINTS</b>	Season: 15	vs Mississippi Valley State (11/25/20)
<b>SEC:</b>		
<b>FG MADE</b>	Season: 5	vs Mississippi Valley State (11/25/20)
<b>SEC:</b>		
<b>FG ATTEMPTED</b>	Season: 8	vs Mississippi Valley State (11/25/20)
<b>SEC:</b>		
<b>3-POINT FG MADE</b>	Season: 3	vs Mississippi Valley State (11/25/20)
<b>SEC:</b>		
<b>3-PT FG ATTEMPTS</b>	Season: 5	vs Mississippi Valley State (11/25/20)
<b>SEC:</b>		
<b>FT MADE</b>	Season: 2 (2x)	last vs North Texas (11/28/20)
<b>SEC:</b>		
<b>FT ATTEMPTED</b>	Season: 2 (3x)	last vs Southern (12/09/20)
<b>SEC:</b>		
<b>REBOUNDS</b>	Season: 3	vs Mississippi Valley State (11/25/20)
<b>SEC:</b>		
<b>ASSISTS</b>	Season: 4	vs Lipscomb (12/05/20)
<b>SEC:</b>		
<b>STEALS</b>	Season: 1	vs Mississippi Valley State (11/25/20)
<b>SEC:</b>		
<b>BLOCKED SHOTS</b>	Season: 1	vs Oral Roberts (12/20/20)
<b>SEC:</b>		
<b>MINUTES</b>	Season: 20:36	vs Mississippi Valley State (11/25/20)
<b>SEC:</b>		

## KHALEN ROBINSON CAREER STATISTICS

Year	GP	GS	Min	Avg	FG	FGA	Pct	3FG	3FGA	Pct	FT	FTA	Pct	Off	Def	Tot	Avg	PF	FO	Ast	TO	Blk	Stl	Pts	Avg
2020-21	7	0	76	10.9	8	20	.400	5	12	.417	5	6	.833	0	7	7	1.0	12	1	9	4	1	3	26	3.7



# ABAYOMI "BAYBE" IYIOLA 22

R-Jr. / F / 6-9 / 230  
Atlanta, Ga. / Stetson Univ.

@abosticall  
baybe\_iyiola

- Had knee (right) surgery in the summer ... Is slated to begin practicing with the team in January.
- Played two seasons at Stetson University, transferring to Arkansas for the 2019-20 season ... Originally from Nigeria but played all four years of high school at Greenforest Academy ... Led the Hatters in both scoring (10.8 avg.) and rebounding (7.6 avg.) in 2018-19 and was named to the 2018 ASUN All-Freshman team.

- Born: Jan. 20, 1998 in Ibadan, Nigeria
- Parents: Son of Lasidi and Alirat Iyiola
- Pronounced **ah-BAH-yum-Mee EE-EE-oh-la ... Goes by Baybe (pronounced Bay-bey)**
- In 2 yrs at Stetson, led the Hatters in scoring 10x and rebounding 38x
- Member of SAAC ... Had knee surgery in summer of 2020 and will be out until Jan. 2021

• 66 rebs to 400  
• Led his team in Pts: ..... 10  
• Led his team in Rebs: ..... 38  
• CAREER: Double-figure Pts: ..... 33  
20-pt gms: ..... 3  
Double-figure Rebs: ..... 14  
Games with 3+ Blks: ..... 3

## DOUBLE-DOUBLES (12)

SOPHOMORE (8)			
11/11/18 • at Missouri State	14 pts	11 reb	
11/23/18 • VMI	^ 12 pts	13 reb	
11/26/18 • at Bethune-Cookman	^ 16 pts	10 reb	
12/05/18 • Western Illinois	22 pts	11 reb	
01/27/19 • Lipscomb	12 pts	10 reb	
02/02/19 • Kennesaw State	^ 15 pts	11 reb	
02/05/19 • at Liberty	^ 16 pts	12 reb	
02/26/19 • at North Florida	16 pts	13 reb	
^ - back-to-back games			

FRESHMAN (4)			
11/10/17 • Webber International	21 pts	13 reb	
01/13/18 • USC Upstate	12 pts	11 reb	
02/10/18 • at NJIT	12 pts	11 reb	
02/26/18 • at Lipscomb	18 pts	10 reb	

## ABAYOMI IYIOLA 2020-21 GAME STATS

Opponent	Date	GS	Min	FG	FGA	Pct	3FG	3A	Pct	FT	FTA	Pct	O	D	Tot	Avg	PF	FO	A	TO	Blk	Stl	Pts	Avg
MISSISSIPPI VALLEY	11/25/20	DNP-Inj																						
NORTH TEXAS	1/28/20	DNP-Inj																						
UT ARLINGTON	12/02/20	DNP-Inj																						
LIPSCOMB	12/05/20	DNP-Inj																						
SOUTHERN U.	12/09/20	DNP-Inj																						
CENTRAL ARKANSAS	12/12/20	DNP-Inj																						
ORAL ROBERTS	12/20/20	DNP-Inj																						
Totals																								

## PERSONAL BESTS

### POINTS

Season:  
Career: 40 vs Florida Memorial (11/21/18)  
SEC:

### FG MADE

Season:  
Career: 16 vs Florida Memorial (11/21/18)  
SEC:

### FG ATTEMPTED

Season:  
Career: 23 at NC State (12/22/17)  
SEC:

### 3-POINT FG MADE

Season:  
Career: 5 (6x) last vs FGCU (03/01/19)  
SEC:

### 3-PT FG ATTEMPTS

Season:  
Career: 14 vs FGCU (03/01/19)  
SEC:

### FT MADE

Season:  
Career: 6 (5x) last at North Florida (01/24/19)  
SEC:

### FT ATTEMPTED

Season:  
Career: 9 vs Bethune-Cookman (11/30/17)  
SEC:

### REBOUNDS

Season:  
Career: 14 vs Stetson (01/30/19)  
SEC:

### ASSISTS

Season:  
Career: 10 at Kennesaw State (01/09/19)  
SEC:

### STEALS

Season:  
Career: 5 (2x) at FGCU (02/02/19)  
SEC:

### BLOCKED SHOTS

Season:  
Career: 3 (3x) last vs North Florida (02/20/19)  
SEC:

### MINUTES

Season:  
Career: 46 vs Gardner-Webb (11/26/17)  
SEC:

## ABOYOMI IYIOLA CAREER STATISTICS

Year	GP	GS	Min	Avg	FG	FGA	Pct	3FG	3FGA	Pct	FT	FTA	Pct	Off	Def	Tot	Avg	PF	FO	Ast	TO	Blk	Stl	Pts	Avg
2017-18 (STET)	32	8	616	19.3	139	268	.519	0	3	.000	44	65	.677	77	122	199	6.2	97	3	5	35	21	16	322	10.1
2018-19 (STET)	31	31	709	22.9	135	279	.484	1	8	.125	63	86	.733	85	150	235	7.6	88	3	14	40	37	30	334	10.8
2019-20 - REDSHIRTED																									
2020-21 (ARK)																									
TOTAL	63	39	1325	21.0	274	547	.501	1	11	.091	107	151	.709	162	272	434	6.9	185	6	19	75	58	46	656	10.4



# CONNOR VANOVER

R-So. | F | 7-3 | 247

Little Rock, Ark. | California

**23**

@Vanover\_Connor

@cv\_23

- Born: June 23, 1999 in Little Rock
- Parents: Chris and Robyn Vanover
- Mother played for UA women's basketball (1986-89) and led team in blocked shots 3x
- Has two older brothers, twins Brandon (7-0) and Justin (7-1)
- Rated the 44th-best "Sit-Out" Transfer in the Nation by ESPN.com

**• Rated the 44th-best "Sit-Out" Transfer in the Nation by ESPN.com for the 2020-21 season.**

• Played one season at Cal ... Averaged 12.8 points and 5.0 rebounds over his final 10 games ... Included in the 10-game span was a career-high 24 points versus Stanford and eight boards against Southern California ... Led the team with 35 blocked shots and shot 35.5 percent from 3-point range (27-of-76).

**• 1 of 2 in the nation with at least 10 made 3's (11) • 15 blocked shots (20) blocked shots • 8.0 rebound average (8.1)**

Other: Iowa's Luka Garza (13 made 3's • 16 blocked shots • 9.1 rebound average)

• 18th in the NCAA / 1st in the SEC in blocked shots (2.85 avg.) • 10th in the NCAA in total blocked shots (20).

• 34th NCAA / 2nd SEC in defensive rebs (7.0) • 8th in the SEC in rebounding (8.1) ... 11th in the SEC in total 3's Made (11).

^ On a per 40 minute basis, averages 16.8 rebounds • 5.9 blocks

**• The only Razorback to have a Plus/Minus higher than minutes played at +154 in 136 minutes.**

• An average 17.0 rebounds and 6.3 blocks per 40-minutes.

**2020-21 HIGHLIGHTS:**

• Had a game-high 23 points — one shy of his career high — and tied a then career-high with eight rebounds ... Drained 4-of-5 from 3-point range and added three blocked shots ... 23 pts ties for 3rd-best production by a Razorback in his debut since 1980.

• Only scored six points, but had a **career-high 16 rebounds** and **tied his career-high with six blocked shots** ... Only Razorback on record to have as many as 16 rebounds and six blocked shots in a game ... Only SEC player to have 16 and 6 since in a game since Kentucky's Anthony Davis had 16 and 6 (ironically with just six points too) in the 2012 national championship game.

• Scored 12 points in just 12 minutes versus UT Arlington, making 5-of-6 shots, including 2-of-3 from 3-point range.

• Was just 2-of-8 from the field (all 3-pointers) versus Lipscomb but had a game-high nine rebounds with four blocked shots in just 15 minutes played.

• Only scored three points vs Southern (a 3-pointer) but had nine rebounds (all defensive) with three blocked shots and a **career-high three steals**.

• Had his second career double-digit rebound game with 10 versus Central Arkansas (nine defensive) ... Added nine points and two blocked shots.

• Led his team in Pts: .....	2
• Led his team in Rebs: .....	7
• CAREER: Double-figure Pts: .....	11
Double-figure rebs: .....	2
20-pt gms: .....	2
Gms with a 3 PT FG: .....	20
Gms with 3+ 3PT FG: .....	2
Gms with 3+ Blks: .....	9

## PERSONAL BESTS

### POINTS

Season: 23 vs Mississippi Valley State (11/25/20)

Career: 24 at Stanford (03/07/19)

SEC:

### FG MADE

Season: 8 vs Mississippi Valley State (11/25/20)

Career: 9 at Stanford (03/07/19)

SEC:

### FG ATTEMPTED

Season: 11 vs Mississippi Valley State (11/25/20)

Career: 15 vs Washington (02/28/19)

SEC:

### 3-POINT FG MADE

Season: 4 vs Mississippi Valley State (11/25/20)

Career: 5 at Stanford (03/07/19)

SEC:

### 3-PT FG ATTEMPTS

Season: 8 vs Lipscomb (12/05/20)

Career: 8 vs Lipscomb (12/05/20)

SEC:

### FT MADE

Season: 3 vs Mississippi Valley State (11/25/20)

Career: 3 (2x) last vs Miss Valley State (11/25/20)

SEC:

### FT ATTEMPTED

Season: 3 vs Mississippi Valley State (11/25/20)

Career: 4 (2x) last vs UCLA (02/13/19)

SEC:

### REBOUNDS

Season: 16 vs North Texas (11/28/20)

Career: 16 vs North Texas (11/28/20)

SEC:

### ASSISTS

Season: 2 vs North Texas (11/28/20)

Career: 2 (2x) last vs North Texas (11/28/20)

SEC:

### STEALS

Season: 3 vs Southern (12/09/20)

Career: 3 vs Southern (12/19/20)

SEC:

### BLOCKED SHOTS

Season: 6 vs North Texas (11/28/20)

Career: 6 (2x) last vs North Texas (11/28/20)

SEC:

### MINUTES

Season: 34:05 vs North Texas (11/28/20)

Career: 34:05 vs North Texas (11/28/20)

SEC:

## CONNOR VANOVER 2020-21 GAME STATS

Opponent	Date	GS	Min	FG	FGA	Pct	3FG	3A	Pct	FT	FTA	Pct	O	D	Tot	Avg	PF	FO	A	TO	Blk	Stl	Pts	Avg
MISSISSIPPI VALLEY	11/25/20		19	8	11	.727	4	5	.800	3	3	1.000	3	5	8	8.0	0	0	0	0	3	0	23	23.0
NORTH TEXAS	11/28/20	*	34	3	4	.750	0	1	.000	0	0	.000	2	14	16	12.0	2	0	2	2	6	0	6	14.5
UT ARLINGTON	12/02/20	*	12	5	6	.833	2	3	.667	0	0	.000	1	1	2	8.7	1	0	0	0	2	1	12	13.7
LIPSCOMB	12/05/20	*	15	2	8	.250	2	8	.250	0	0	.000	0	9	9	8.8	0	0	1	0	4	1	6	11.8
SOUTHERN U.	12/09/20	*	20	1	4	.250	1	3	.333	0	0	.000	0	9	9	8.8	1	0	0	0	3	3	3	10.0
CENTRAL ARKANSAS	12/12/20	*	27	4	8	.500	1	2	.500	0	0	.000	1	9	10	9.0	1	0	0	1	2	0	9	9.8
ORAL ROBERTS	12/20/20	*	9	1	5	.200	1	3	.333	0	0	.000	1	2	3	8.1	0	0	0	0	0	0	3	8.9
<b>Totals</b>		<b>6</b>	<b>136</b>	<b>24</b>	<b>46</b>	<b>.522</b>	<b>11</b>	<b>25</b>	<b>.440</b>	<b>3</b>	<b>3</b>	<b>1.000</b>	<b>8</b>	<b>49</b>	<b>57</b>	<b>8.1</b>	<b>5</b>	<b>0</b>	<b>3</b>	<b>3</b>	<b>20</b>	<b>5</b>	<b>62</b>	<b>8.9</b>

## CONNOR VANOVER CAREER STATISTICS

Year	GP	GS	Min	Avg	FG	FGA	Pct	3FG	3FGA	Pct	FT	FTA	Pct	Off	Def	Tot	Avg	PF	FO	Asst	TO	Blk	Stl	Pts	Avg
2018-19 (CAL)	28	15	491	17.5	83	177	.469	27	76	.355	16	24	.667	21	62	83	3.0	38	2	5	18	35	7	209	7.5
2019-20 - REDSHIRTED																									
2020-21 (ARK)	7	6	136	19.4	24	46	.522	11	25	.440	3	3	1.000	8	49	57	8.1	5	0	3	3	20	5	62	8.9
<b>TOTAL</b>	<b>35</b>	<b>21</b>	<b>627</b>	<b>17.9</b>	<b>107</b>	<b>223</b>	<b>.480</b>	<b>38</b>	<b>101</b>	<b>.376</b>	<b>19</b>	<b>27</b>	<b>.704</b>	<b>29</b>	<b>111</b>	<b>140</b>	<b>4.0</b>	<b>43</b>	<b>2</b>	<b>8</b>	<b>21</b>	<b>55</b>	<b>12</b>	<b>271</b>	<b>7.7</b>

Effort. Energy. Enthusiasm.

**ONE**  
RAZORBACK



# ETHAN HENDERSON

Jr. | F | 6-8 | 210

Little Rock, Ark. | Parkview Magnet HS

**24**

@kvng44

@kvng44

- Has been productive in his limited playing time in wins over Mississippi Valley State, Lipscomb and Southern.
- In 24 minutes, has six points, nine rebounds and two blocked shots ... Has just missed one shot (3-of-4 FG).
- On a per 40-minute basis, averages 13.8 rebounds and 3.1 blocked shots.

- Born: Feb. 14, 2000 in Little Rock
- His ultimate pick-up game would be his team (with Kobe, LeBron, Shaq & Kyrie) vs. Stephen, Magic, Stockton, The Admiral & Kareem.
- If he could play with any former Razorback it would be Scottie Thurman.

- Led the Razorbacks in Rebs: .....2
- Double-figure Pts: .....1

## ETHAN HENDERSON 2020-21 GAME STATS

Opponent	Date	GS	Min	FG	FGA	Pct	3FG	3A	Pct	FT	FTA	Pct	O	D	Tot	Avg	PF	FO	A	TO	Blk	Stl	Pts	Avg
MISSISSIPPI VALLEY	11/25/20		7	1	1	1.000	0	0	.000	0	0	.000	2	1	3	3.0	1	0	0	0	1	0	2	2.0
NORTH TEXAS	1/28/20	DNP																						
UT ARLINGTON	12/02/20	DNP																						
LIPSCOMB	12/05/20		14	2	3	.667	0	0	.000	0	0	.000	1	3	4	3.5	1	0	0	0	1	0	4	3.0
SOUTHERN U.	12/09/20		5	0	0	.000	0	0	.000	0	0	.000	1	1	2	3.0	0	0	0	0	0	0	0	2.0
CENTRAL ARKANSAS	12/12/20	DNP																						
ORAL ROBERTS	12/20/20	DNP																						
<b>Totals</b>		<b>0</b>	<b>26</b>	<b>3</b>	<b>4</b>	<b>.750</b>	<b>0</b>	<b>0</b>	<b>.000</b>	<b>0</b>	<b>0</b>	<b>.000</b>	<b>4</b>	<b>5</b>	<b>9</b>	<b>3.0</b>	<b>2</b>	<b>0</b>	<b>0</b>	<b>0</b>	<b>2</b>	<b>0</b>	<b>6</b>	<b>2.0</b>

## PERSONAL BESTS

### POINTS

Season: 4 vs Lipscomb (12/05/20)  
Career: 10 vs LSU (03/04/20)  
SEC: 10 vs LSU (03/04/20)

### FG MADE

Season: 2 vs Lipscomb (12/05/20)  
Career: 3 (3x) last vs LSU (03/04/20)  
SEC: 3 (2x) last vs LSU (03/04/20)

### FG ATTEMPTED

Season: 3 vs Lipscomb (12/05/20)  
Career: 6 at Providence (03/19/19)  
SEC: 4 at Florida (02/18/20)

### 3-POINT FG MADE

Career: ---

### 3-PT FG ATTEMPTS

Career: ---

### FT MADE

Season: -  
Career: 4 vs LSU (03/04/20)  
SEC: 4 vs LSU (03/04/20)

### FT ATTEMPTED

Season: -  
Career: 9 vs LSU (03/04/20)  
SEC: 9 vs LSU (03/04/20)

### REBOUNDS

Season: 4 vs Lipscomb (12/05/20)  
Career: 9 vs Tennessee (02/26/20)  
SEC: 9 vs Tennessee (02/26/20)

### ASSISTS

Season: -  
Career: 2 at Texas A&M (03/07/20)  
SEC: 2 at Texas A&M (03/07/20)

### STEALS

Season: -  
Career: 2 at Tennessee (01/15/19)  
SEC: 2 at Tennessee (01/15/19)

### BLOCKED SHOTS

Season: 1 (2x) last vs Lipscomb (12/05/20)  
Career: 4 at Texas A&M (03/07/20)  
SEC: 4 at Texas A&M (03/07/20)

### MINUTES

Season: 13:55 vs Lipscomb (12/05/20)  
Career: 29:53 vs Tennessee (02/26/20)  
SEC: 29:53 vs Tennessee (02/26/20)

## ETHAN HENDERSON CAREER STATISTICS

Year	GP	GS	Min	Avg	FG	FGA	Pct	3FG	3FGA	Pct	FT	FTA	Pct	Off	Def	Tot	Avg	PF	FO	Ast	TO	Blk	Stl	Pts	Avg
2018-19	12	0	51	4.3	5	10	.500	0	0	.000	1	3	.333	3	9	12	1.0	6	0	1	3	2	3	11	0.9
2019-20	20	6	184	9.2	12	21	.571	0	0	.000	7	17	.412	16	30	46	2.3	32	1	4	2	16	4	31	1.6
2020-21	3	0	26	8.7	3	4	.750	0	0	.000	0	0	.000	4	5	9	3.0	2	0	0	0	2	0	6	2.0
<b>TOTAL</b>	<b>35</b>	<b>6</b>	<b>261</b>	<b>7.5</b>	<b>20</b>	<b>35</b>	<b>.571</b>	<b>0</b>	<b>0</b>	<b>.000</b>	<b>8</b>	<b>20</b>	<b>.400</b>	<b>23</b>	<b>44</b>	<b>67</b>	<b>1.9</b>	<b>40</b>	<b>1</b>	<b>5</b>	<b>5</b>	<b>20</b>	<b>7</b>	<b>48</b>	<b>1.4</b>



# ARKANSAS RAZORBACKS

## 2020-21 COMBINED REPORT

RECORD:	OVERALL	HOME	AWAY	NEUTRAL
ALL GAMES	7-0	7-0	0-0	0-0
CONFERENCE	0-0	0-0	0-0	0-0
NON-CONFERENCE	7-0	7-0	0-0	0-0

##	Player	GPGS	Min	Avg	• TOTAL •			• 3-PTS •			• REBOUNDS •				PFFO					Pts Avg						
					FG	FGA	Pct	3FG	FGA	Pct	FT	FTA	Pct	Off		Def	Tot	Avg	A			TO	Blk	Stl		
5	Moses Moody	7	7	198	28.3	37	74	.500	12	31	.387	28	35	.800	16	25	41	5.9	12	0	13	9	4	10	114	16.3
0	Justin Smith	7	7	202	28.9	39	85	.459	2	13	.154	16	28	.571	27	23	50	7.1	13	0	8	13	6	9	96	13.7
1	JD Notae	7	0	154	22.0	32	80	.400	13	47	.277	18	25	.720	5	21	26	3.7	15	1	21	11	4	6	95	13.6
3	Desi Sills	7	7	184	26.3	32	59	.542	9	23	.391	13	21	.619	8	20	28	4.0	11	0	18	9	3	13	86	12.3
11	Jalen Tate	7	7	183	26.1	29	55	.527	7	16	.438	6	8	.750	10	20	30	4.3	18	0	32	15	3	7	71	10.1
23	Connor Vanover	7	6	136	19.4	24	46	.522	11	25	.440	3	3	1.000	8	49	57	8.1	5	0	3	3	20	5	62	8.9
2	Vance Jackson Jr.	7	1	104	14.9	13	36	.361	8	25	.320	5	7	.714	6	15	21	3.0	6	0	7	6	0	2	39	5.6
12	Khalen Robinson	7	0	76	10.9	8	20	.400	5	12	.417	5	6	.833	0	7	7	1.0	12	1	9	4	1	3	26	3.7
4	Davonte Davis	5	0	59	11.8	9	17	.529	1	2	.500	4	4	1.000	6	9	15	3.0	7	0	7	4	0	2	23	4.6
10	Jaylin Williams	5	0	65	13.0	5	11	.455	3	8	.375	4	6	.667	6	18	24	4.8	5	0	2	5	3	1	17	3.4
24	Ethan Henderson	3	0	26	8.7	3	4	.750	0	0	.000	0	0	.000	4	5	9	3.0	2	0	0	0	2	0	6	2.0
13	Emeka Obukwelu	3	0	7	2.3	0	1	.000	0	1	.000	0	0	.000	0	1	1	0.3	0	0	1	0	0	0	0	0.0
14	Brandon Kimble	3	0	4	1.3	0	0	.000	0	0	.000	0	0	.000	0	1	1	0.3	0	0	0	1	0	0	0	0.0
33	Bryson Morehead	2	0	2	1.0	0	1	.000	0	1	.000	0	0	.000	0	0	0	0.0	0	0	0	0	0	0	0	0.0
TEAM.....															7	17	24	3.4	0		1				0	
ARKANSAS.....		7				231	489	.472	71	204	.348	102	143	.713	103	231	334	47.7	106	2	121	81	46	58	635	90.7
Opponents.....		7				151	436	.346	45	160	.281	74	108	.685	64	175	239	34.1	127	3	68	99	19	43	421	60.1

Team Statistics	ARK	OPP
<b>SCORING</b>	<b>635</b>	<b>421</b>
Points per game	90.7	60.1
Scoring margin	+30.6	-
<b>FIELD GOALS-ATT</b>	<b>231-489</b>	<b>151-436</b>
Field goal pct	.472	.346
<b>3 POINT FG-ATT</b>	<b>71-204</b>	<b>45-160</b>
3-point FG pct	.348	.281
3-pt FG made per game	10.1	6.4
<b>FREE THROWS-ATT</b>	<b>102-143</b>	<b>74-108</b>
Free throw pct	.713	.685
F-Throws made per game	14.6	10.6
<b>REBOUNDS</b>	<b>334</b>	<b>239</b>
Rebounds per game	47.7	34.1
Rebounding margin	+13.6	-
<b>ASSISTS</b>	<b>121</b>	<b>68</b>
Assists per game	17.3	9.7
<b>TURNOVERS</b>	<b>81</b>	<b>99</b>
Turnovers per game	11.6	14.1
Turnover margin	+2.6	-
Assist/turnover ratio	1.5	0.7
<b>STEALS</b>	<b>58</b>	<b>43</b>
Steals per game	8.3	6.1
<b>BLOCKS</b>	<b>46</b>	<b>19</b>
Blocks per game	6.6	2.7
<b>ATTENDANCE</b>	<b>29112</b>	<b>0</b>
Home games-Avg/Game	7-4159	0-0
Neutral site-Avg/Game	-	0-0

Date	Opponent	Result	Score	Attend
11/25/20	MISSISSIPPI VALLEY	W	142-62	# 4400
11/28/20	NORTH TEXAS	W	69-54	# 4400
12/02/20	UT ARLINGTON	W	72-60	# 4400
12/05/20	LIPSCOMB	W	86-50	4266
12/09/20	SOUTHERN U.	W	79-44	3256
12/12/20	CENTRAL ARKANSAS	W	100-75	4189
12/20/20	ORAL ROBERTS	W	87-76	4201

\* = SEC game    % = SEC/Big 12 Challenge  
 ^ = SEC Tournament (Nashville, Tenn.)  
 # - Sellout

SCORE BY PERIODS:	1st	2nd	OT	Total
Arkansas	302	333	-	635
Opponents	209	212	-	421

# ARKANSAS RAZORBACKS

## 2020-21 SEASON RESULTS & LEADERS

RECORD:	OVERALL	HOME	AWAY	NEUTRAL
ALL GAMES	7-0	7-0	0-0	0-0
CONFERENCE	0-0	0-0	0-0	0-0
NON-CONFERENCE	7-0	7-0	0-0	0-0

DATE	TIME (CT)	OPPONENT	TV	R E S U L T	ATTEND	RECORD	(SEC)	HIGH POINTS	HIGH REBOUNDS
11/25/20	6:30 pm	MISSISSIPPI VALLEY	SEC Network Plus	W 142-62	4400 #	1-0	--	(23)Connor Vanover	(10)Jaylin Williams
11/28/20	6:30 pm	NORTH TEXAS	SEC Network Plus	W 69-54	4400 #	2-0	--	(18)Justin Smith	(16)Connor Vanover
12/02/20	8:00 pm	UT ARLINGTON	SEC Network	W 72-60	4400 #	3-0	--	(24)Moses Moody	(9)Moses Moody (9)Justin Smith
12/05/20	4:00 pm	LIPSCOMB	SEC Network	W 86-50	4266	4-0	--	(18)Moses Moody	(9)Connor Vanover
12/09/20	7:00 pm	SOUTHERN U.	SEC Network Plus	W 79-44	3256	5-0	--	(14)Davonte Davis	(9)Connor Vanover
12/12/20	7:00 pm	CENTRAL ARKANSAS	SEC Network Alternate	W 100-75	4189	6-0	--	(22)JD Notae	(10)Connor Vanover
12/20/20	1:00 pm	ORAL ROBERTS	SEC Network	W 87-76	4201	7-0	--	(22)Justin Smith	(17)Justin Smith

Home Games in CAPS | \* - Southeastern Conference game | % - Big 12/SEC Challenge | ^ - SEC Tournament (Nashville, Tenn. - Bridgestone Arena)  
# - sellout due COVID-19 protocols, arena had limited capacity requirements

ATTENDANCE SUMMARY	GAMES	TOTALS	AVG/GAME
HOME	7	29112	4159
AWAY	0	0	0
NEUTRAL	0	0	0
TOTAL	7	29112	4159

# ARKANSAS RAZORBACKS

## 2020-21 SEASON STATISTICS • ALL GAMES

RECORD:	OVERALL	HOME	AWAY	NEUTRAL
ALL GAMES	7-0	7-0	0-0	0-0
CONFERENCE	0-0	0-0	0-0	0-0
NON-CONFERENCE	7-0	7-0	0-0	0-0

##	Player	GP	GS	• TOTAL •			• 3-PTS •			• REBOUNDS •																
				Min	Avg	FG	FGA	Pct	3FG	FGA	Pct	FT	FTA	Pct	Off	Def	Tot	Avg	PF	FO	A	TO	Blk	St	Pts	Avg
5	Moses Moody	7	7	198	28.3	37	74	.500	12	31	.387	28	35	.800	16	25	41	5.9	12	0	13	9	4	10	114	16.3
0	Justin Smith	7	7	202	28.9	39	85	.459	2	13	.154	16	28	.571	27	23	50	7.1	13	0	8	13	6	9	96	13.7
1	JD Notae	7	0	154	22.0	32	80	.400	13	47	.277	18	25	.720	5	21	26	3.7	15	1	21	11	4	6	95	13.6
3	Desi Sills	7	7	184	26.3	32	59	.542	9	23	.391	13	21	.619	8	20	28	4.0	11	0	18	9	3	13	86	12.3
11	Jalen Tate	7	7	183	26.1	29	55	.527	7	16	.438	6	8	.750	10	20	30	4.3	18	0	32	15	3	7	71	10.1
23	Connor Vanover	7	6	136	19.4	24	46	.522	11	25	.440	3	3	1.000	8	49	57	8.1	5	0	3	3	20	5	62	8.9
2	Vance Jackson Jr.	7	1	104	14.9	13	36	.361	8	25	.320	5	7	.714	6	15	21	3.0	6	0	7	6	0	2	39	5.6
12	Khalen Robinson	7	0	76	10.9	8	20	.400	5	12	.417	5	6	.833	0	7	7	1.0	12	1	9	4	1	3	26	3.7
4	Davonte Davis	5	0	59	11.8	9	17	.529	1	2	.500	4	4	1.000	6	9	15	3.0	7	0	7	4	0	2	23	4.6
10	Jaylin Williams	5	0	65	13.0	5	11	.455	3	8	.375	4	6	.667	6	18	24	4.8	5	0	2	5	3	1	17	3.4
24	Ethan Henderson	3	0	26	8.7	3	4	.750	0	0	.000	0	0	.000	4	5	9	3.0	2	0	0	0	2	0	6	2.0
13	Emeka Obukwelu	3	0	7	2.3	0	1	.000	0	1	.000	0	0	.000	0	1	1	0.3	0	0	1	0	0	0	0	0.0
14	Brandon Kimble	3	0	4	1.3	0	0	.000	0	0	.000	0	0	.000	0	1	1	0.3	0	0	0	1	0	0	0	0.0
33	Bryson Morehead	2	0	2	1.0	0	1	.000	0	1	.000	0	0	.000	0	0	0	0.0	0	0	0	0	0	0	0	0.0
TEAM.....															7	17	24	3.4	0		1				0	
ARKANSAS.....				7		231	489	.472	71	204	.348	102	143	.713	103	231	334	47.7	106	2	121	81	46	58	635	90.7
Opponents.....				7		151	436	.346	45	160	.281	74	108	.685	64	175	239	34.1	127	3	68	99	19	43	421	60.1

SCORE BY PERIODS:	1st	2nd	Total
Arkansas	302	333	635
Opponents	209	212	421

DEADBALL REBOUNDS:	OFF	DEF	TOTAL
Arkansas	17	8	25
Opponents	16	4	20



## 2020-21 RAZORBACK GAME-BY-GAME STATISTICS

Opponent	Date	Score	W/L	• TOTAL •			• 3-PTRS •						• REBOUNDS •										
				FG	FGA	Pct	3FG	FGA	Pct	FT	FTA	Pct	Off	Def	Tot	Avg	PF	A	TO	Blk	Stl	Pts	Avg
MISSISSIPPI VALLEY	11/25/20	142-62	W	48	86	.558	20	40	.500	26	33	.788	20	38	58	58.0	12	26	7	4	11	142	142.0
NORTH TEXAS	11/28/20	69-54	W	23	55	.418	6	22	.273	17	26	.654	12	28	40	49.0	14	10	16	8	9	69	105.5
UT ARLINGTON	12/02/20	72-60	W	25	62	.403	7	21	.333	15	19	.789	17	26	43	47.0	16	12	11	4	8	72	94.3
LIPSCOMB	12/05/20	86-50	W	33	66	.500	11	34	.324	9	12	.750	10	44	54	48.8	21	17	12	7	4	86	92.2
SOUTHERN U.	12/09/20	79-44	W	30	67	.448	11	33	.333	8	17	.471	13	33	46	48.2	10	16	12	8	8	79	89.6
CENTRAL ARKANSAS	12/12/20	100-75	W	40	76	.526	12	30	.400	8	9	.889	7	28	35	46.0	15	26	8	8	10	100	91.3
ORAL ROBERTS	12/20/20	87-76	W	32	77	.416	4	24	.167	19	27	.704	24	34	58	47.7	18	14	15	7	8	87	90.7
Arkansas		635		231	489	.472	71	204	.348	102	143	.713	103	231	334	47.7	106	121	81	46	58	635	90.7
Opponents		421		151	436	.346	45	160	.281	74	108	.685	64	175	239	34.1	127	68	99	19	43	421	60.1

Games played: 7  
 Points/game: 90.7  
 FG Pct: 47.2  
 3FG Pct: 34.8  
 FT Pct: 71.3

Rebounds/game: 47.7  
 Assists/game: 17.3  
 Turnovers/game: 11.6  
 Assist/turnover ratio: 1.5  
 Steals/game: 8.3  
 Blocks/game: 6.6

## 2020-21 OPPONENT GAME-BY-GAME STATISTICS

				• TOTAL •			• 3-PTRS •						• REBOUNDS •										
Opponent	Date	Score	W/L	FG	FGA	Pct	3FG	FGA	Pct	FT	FTA	Pct	Off	Def	Tot	Avg	PF	A	TO	Blk	Stl	Pts	Avg
MISSISSIPPI VALLEY	11/25/20	142-62	W	23	72	.319	13	39	.333	3	6	.500	11	22	33	33.0	26	12	21	6	3	62	62.0
NORTH TEXAS	11/28/20	69-54	W	21	58	.362	2	13	.154	10	13	.769	10	26	36	34.5	17	10	16	2	5	54	58.0
UT ARLINGTON	12/02/20	72-60	W	21	54	.389	7	19	.368	11	16	.688	10	20	30	33.0	18	7	13	3	7	60	58.7
LIPSCOMB	12/05/20	86-50	W	15	59	.254	5	21	.238	15	27	.556	8	24	32	32.8	11	9	7	0	7	50	56.5
SOUTHERN U.	12/09/20	79-44	W	18	63	.286	1	13	.077	7	10	.700	10	29	39	34.0	21	5	15	0	6	44	54.0
CENTRAL ARKANSAS	12/12/20	100-75	W	28	66	.424	9	26	.346	10	12	.833	8	29	37	34.5	12	14	14	1	5	75	57.5
ORAL ROBERTS	12/20/20	87-76	W	25	64	.391	8	29	.276	18	24	.750	7	25	32	34.1	22	11	13	7	10	76	60.1
Opponents		421		151	436	.346	45	160	.281	74	108	.685	64	175	239	34.1	127	68	99	19	43	421	60.1
Arkansas		635		231	489	.472	71	204	.348	102	143	.713	103	231	334	47.7	106	121	81	46	58	635	90.7

Games played: 7

Points/game: 60.1

FG Pct: 34.6

3FG Pct: 28.1

FT Pct: 68.5

Rebounds/game: 34.1

Assists/game: 9.7

Turnovers/game: 14.1

Assist/turnover ratio: 0.7

Steals/game: 6.1

Blocks/game: 2.7

# ARKANSAS RAZORBACKS

## 2020-21 GAME-BY-GAME POINTS-ASSISTS-REBOUNDS

				0	1	2	3	4	5	10	11	12	13	14	22	23	24	33
Opponent	Date	Score	WL	Smith	Notae	Jackson	Sills	Davis	Moody	Williams	Tate	Robinson	Obukwelu	Kimble	Iyiola	Vanover	Henderson	Morehead
MVSU	11/25/20	142-62	W	13-4-2	13-5-7	15-7-0	19-2-2	5-3-2	16-3-2	9-10-1	12-5-6	15-2-3	0-1-1	0-1-0	DNP-Inj	23-8-0	2-3-0	0-0-0
UNT	11/28/20	69-54	W	18-6-1	16-6-3	0-0-0	14-3-1	DNP	11-2-1	DNP	2-4-2	2-0-0	DNP	DNP	DNP-Inj	6-16-2	DNP	DNP
UTA	12/02/20	72-60	W	11-9-2	5-2-1	0-5-1	3-3-2	DNP	24-9-1	0-3-0	14-6-4	3-0-1	DNP	DNP	DNP-Inj	12-2-0	DNP	DNP
LIPS	12/05/20	86-50	W	9-6-0	12-4-1	10-3-1	6-4-2	4-3-1	18-8-3	6-7-1	6-4-3	5-2-4	0-0-0	0-0-0	DNP-Inj	6-9-1	4-4-0	DNP
SU	12/09/20	79-44	W	11-4-2	12-2-0	3-2-2	11-3-5	14-7-2	12-5-2	0-2-0	12-4-2	1-2-1	0-0-0	0-0-0	DNP-Inj	3-9-0	0-2-0	0-0-0
UCA	12/12/20	100-75	W	12-4-1	22-2-6	6-0-1	17-3-4	0-1-0	15-7-3	2-2-0	17-1-11	0-0-0	DNP	DNP	DNP-Inj	9-10-0	DNP	DNP
ORU	12/20/20	87-76	W	22-17-0	15-5-3	5-4-2	16-10-2	0-1-2	18-7-1	DNP	8-6-4	0-1-0	DNP	DNP	DNP-Inj	3-3-0	DNP	DNP

# ARKANSAS RAZORBACKS

## 2020-21 STARTING LINEUPS

Date	Opponent						1st SUB(S)	Outcome	RECORD BY LINEUP:							RECORD BY STARTER		
Nov. 25	Miss Valley St	Tate	Sills	Moody	Smith	Jackson	Notae / Williams	W, 142-62	Tate	Sills	Moody	Smith	Jackson	1-0		Tate	7	7-0
Nov. 28	North Texas	Tate	Sills	Moody	Smith	Vanover	Robinson	W, 69-54	Tate	Sills	Moody	Smith	Vanover	6-0		Sills	7	7-0
Dec. 2	UT Arlington	Tate	Sills	Moody	Smith	Vanover	Jackson	W, 72-60								Moody	7	7-0
Dec. 5	Lipscomb	Tate	Sills	Moody	Smith	Vanover	Williams	W, 86-50								Smith	7	7-0
Dec. 9	Southern	Tate	Sills	Moody	Smith	Vanover	Notae	W, 79-44								Vanover	6	6-0
Dec. 12	Central Arkansas	Tate	Sills	Moody	Smith	Vanover	Notae	W, 100-75								Jackson	1	1-0
Dec. 20	Oral Roberts	Tate	Sills	Moody	Smith	Vanover	Notae	W, 87-76										
																	RECORD BY 1ST SUB	
																	(including ties)	
																	Notae	4 4-0
																	Williams	2 2-0
																	Jackson	1 1-0
																	Robinson	1 1-0



# ARKANSAS RAZORBACKS

## 2020-21 SPECIALTY STATS (ARKANSAS/OPPONENT)

Opponent	Pts in Paint	Pts Off TO	2nd Chance	Fast Break	Bench	Ties	Lead Chng	Ark Largest Lead	Best Ark Run	Opp Largest Lead	Best Opp Run	Ark Led	Opp Opp	Gm Tied
MISS VALLEY St	56 / 16	43 / 5	32 / 9	24 / 15	67 / 17	0	2	80 2:08 2nd	28-0	1 19:20 1st	8-0	37:56	1:54	0:10
NORTH TEXAS	26 / 34	20 / 11	14 / 4	14 / 12	18 / 18	3	0	20 16:11 2nd	10-0	- - -	9-0	36:51	-	3:09
UT ARLINGTON	28 / 14	20 / 10	21 / 6	11 / 4	8 / 18	4	2	21 13:05 2nd	13-0	3 17:25 1st	6-0	35:30	2:27	2:03
LIPSCOMB	38 / 16	7 / 7	20 / 10	18 / 4	41 / 24	0	0	42 6:30 2nd	12-0	- - -	9-0	39:47	--	0:13
SOUTHERN	32 / 26	21 / 11	21 / 6	16 / 8	30 / 19	0	0	35 0:18 2nd	17-0	- - -	6-0	39:40	--	0:20
CENTRAL ARK.	54 / 32	13 / 11	6 / 10	24 / 19	30 / 29	1	1	26 1:30 2nd	12-0	10 11:35 1st	7-0	27:18	11:20	1:22
ORAL ROBERTS	56 / 22	19 / 21	22 / 6	15 / 11	20 / 15	2	6	11 0:37 2nd	10-0	12 19:43 2nd	8-0	17:17	20:20	2:23

### DEFLECTIONS *(Arkansas career Only)*

Player	18-19	19-20	20-21	Career
Davis	-	-	6	6
Henderson	7	30	2	39
Iyiola	-	-	-	-
Jackson	-	-	4	4
Moody	-	-	16	16
Notae	-	-	14	14
Robinson	-	-	5	5
Sills	60	82	27	169
Smith	-	-	27	27
Tate	-	-	16	16
Vanover	-	-	33	33
Williams	-	-	7	7

### CHARGES DRAWN *(Arkansas career Only)*

Player	17-18	18-19	19-20	20-21	Career
Davis	-	-	-	0	0
Henderson	-	0	1	0	1
Iyiola	-	-	-	-	-
Jackson	-	-	-	1	1
Moody	-	-	-	0	0
Notae	-	-	-	0	0
Robinson	-	-	-	2	2
Sills	-	3	5	1	9
Smith	-	-	-	1	1
Tate	-	-	-	1	1
Vanover	-	-	-	0	0
Williams	-	-	-	3	3

### DUNKS *(Arkansas career Only)*

Player	17-18	18-19	19-20	20-21	Career
Davis	-	-	-	0	0
Henderson	-	2	7	1	10
Iyiola	-	-	-	-	-
Jackson	-	-	-	1	1
Moody	-	-	-	5	5
Notae	-	-	-	0	0
Robinson	-	-	-	0	0
Sills	-	1	2	3	6
Smith	-	-	-	12	12
Tate	-	-	-	2	2
Vanover	-	-	-	5	5
Williams	-	-	-	0	0

#### MOST IN A GAME 2020-21:

- 9 Smith (UNT)
- 8 Vanover (UNT • SOU)
- 7 Sills (UTA • UCA)
- 6 Sills (MYSU) • Vanover (LIP)

# ARKANSAS RAZORBACKS

## 2020-21 GAME HIGHS IN...

Opponent	DATE	SCORE	RESULT	POINTS	REBOUNDS	ASSISTS	STEALS	BLOCKED SHOTS
MISSISSIPPI VALLEY	11/25/20	142-62	W	23-Connor Vanover	10-Jaylin Williams	7-JD Notae	3-Desi Sills Moses Moody Justin Smith	3-Connor Vanover
NORTH TEXAS	11/28/20	69-54	W	18-Justin Smith	16-Connor Vanover	3-JD Notae	3-Justin Smith Moses Moody	6-Connor Vanover
UT ARLINGTON	12/02/20	72-60	W	24-Moses Moody	9-Justin Smith Moses Moody	4-Jalen Tate	4-Desi Sills	2-Connor Vanover
LIPSCOMB	12/05/20	86-50	W	18-Moses Moody	9-Connor Vanover	4-Khalen Robinson	1-Connor Vanover Khalen Robinson Moses Moody Davonte Davis	4-Connor Vanover
SOUTHERN U.	12/09/20	79-44	W	14-Davonte Davis	9-Connor Vanover	5-Desi Sills	3-Connor Vanover	3-Connor Vanover
CENTRAL ARKANSAS	12/12/20	100-75	W	22-JD Notae	10-Connor Vanover	11-Jalen Tate	3-JD Notae Desi Sills	2-Justin Smith Connor Vanover
ORAL ROBERTS	12/20/20	87-76	W	22-Justin Smith	17-Justin Smith	4-Jalen Tate	2-Justin Smith	3-JD Notae

LED TEAM IN POINTS (including ties)	
Moody	2
Smith	2
Davis	1
Vanover	1
Notae	1

LED TEAM IN REBS (including ties)	
Vanover	4
Smith	2
Moody	1
Williams	1

LED TEAM IN ASSISTS (including ties)	
Tate	3
Notae	2
Sills	1
Robinson	1

LED TEAM IN STEALS (including ties)	
Sills	3
Moody	3
Smith	3
Vanover	2
Davis	1
Robinson	1
Notae	1

LED TEAM IN BLKS (including ties)	
Vanover	6
Smith	1
Notae	1

GAME 1				62		Mississippi Valley State 30		32		62		142			
				61		ARKANSAS		81		142					
Nov. 26, 2020 • Fayetteville, Ark. • Bud Walton Arena															

**Mississippi Valley 62 • 0-1**

#	Player	Total		3-Ptr		Rebounds			PF	TP	A	TO	Blk	Stl	Min
		FG-FGA	FT-FTA	FG-FGA	FT-FTA	Off	Def	Tot							
13	Ronald Williams	f	0-1	0-0	0-0	1	3	4	5	0	0	2	0	0	11
00	Treylen Smith	f	3-9	1-3	0-0	1	1	2	4	7	1	3	2	0	15
02	Kam'Ron Cunningham	f	5-17	3-9	0-2	1	1	2	1	13	2	5	0	0	37
03	Caleb Hunter	f	3-9	3-5	1-2	2	1	3	4	10	1	2	1	0	28
11	Terry Collins	f	6-18	3-12	0-0	1	1	2	2	15	3	6	1	2	36
01	Alexander Perry	f	2-7	1-4	2-2	1	4	5	2	7	3	1	1	0	26
10	Devin Gordon	f	4-9	2-6	0-0	2	2	4	4	10	0	1	0	0	23
21	Quairen Walden	f	0-1	0-0	0-0	1	1	2	1	0	1	0	1	1	9
23	Donaldson Fanord	f	0-1	0-0	0-0	1	4	5	3	0	1	1	0	0	15
Team						0		4							
Totals		23-72		13-39		3-6			26	62	12	21	6	3	200
FG % 1st Half:		11-38		28.9%		2nd half:		12-34		35.3%		Game:		23-72	
3FG % 1st Half:		8-22		36.4%		2nd half:		5-17		29.4%		Game:		13-39	
FT % 1st Half:		0-1		0.0%		2nd half:		3-5		60.0%		Game:		3-6	
												Deadball		Rebounds	
														1	

**Arkansas 142 • 1-0**

#	Player	Total		3-Ptr		Rebounds			PF	TP	A	TO	Blk	Stl	Min
		FG-FGA	FT-FTA	FG-FGA	FT-FTA	Off	Def	Tot							
00	Justin Smith	f	6-9	0-0	1-3	3	1	4	0	13	2	0	0	3	20
02	Vance Jackson Jr.	f	5-9	4-6	1-1	2	5	7	0	15	0	1	0	0	15
11	Jalen Tate	f	4-7	2-3	2-3	1	4	5	3	12	6	2	0	1	17
03	Desi Sills	f	8-10	2-3	1-1	1	1	2	0	19	2	0	0	3	19
05	Moses Moody	f	3-12	1-6	9-10	2	1	3	3	16	2	0	0	3	24
01	JD Notae	f	3-7	2-5	5-8	2	3	5	4	13	7	1	0	0	24
04	Davonte Davis	f	2-5	0-1	1-1	1	2	3	1	5	2	1	0	0	12
10	Jaylin Williams	f	3-5	2-4	1-1	2	8	10	0	9	1	1	0	0	20
12	Khalen Robinson	f	5-8	3-5	2-2	0	2	2	0	15	3	1	0	1	18
13	Emeka Obukwelu	f	0-1	0-1	0-0	0	1	1	0	0	1	0	0	0	3
14	Brandon Kimble	f	0-0	0-0	0-0	0	1	1	0	0	0	0	0	0	1
23	Connor Vanover	f	8-11	4-5	3-3	3	5	8	0	23	0	0	3	0	19
24	Ethan Henderson	f	1-1	0-0	0-0	2	1	3	1	2	0	0	1	0	7
33	Bryson Morehead	f	0-1	0-1	0-0	0	0	0	0	0	0	0	0	0	1
Team						1		3							
Totals		48-86		20-40		26-33			12	142	26	7	4	11	200
FG % 1st Half:		22-39		56.4%		2nd half:		26-47		55.3%		Game:		48-86	
3FG % 1st Half:		12-19		63.2%		2nd half:		20-40		50.0%		Game:		20-40	
FT % 1st Half:		5-10		50.0%		2nd half:		21-23		91.3%		Game:		26-33	
												Deadball		Rebounds	
														3.2	

Officials: Michael Swaboda, Matt Jarman, K.B. Burdette Jr.  
 Technical fouls: Mississippi Valley-None. Arkansas-None.  
 Attendance: 4400

Score by periods	1st	2nd	Total
Mississippi Valley	30	32	62
Arkansas	61	81	142

Last FG - MVSU 2nd-01:37, ARK 2nd-01:03.  
 Largest lead - MVSU by 11-19:20, ARK by 80 2nd-02:08.  
 MVSU led for 01:54, ARK led for 37:56. Game was tied for 00:10.

Score tied - 0 times.  
 Lead changed - 2 times.

GAME 3				60		Mississippi Valley State 33		27		60		72			
				44		ARKANSAS		28		72					
Dec. 2, 2020 • Fayetteville, Ark. • Bud Walton Arena															

**UT Arlington 60 • 1-3**

#	Player	Total		3-Ptr		Rebounds			PF	TP	A	TO	Blk	Stl	Min
		FG-FGA	FT-FTA	FG-FGA	FT-FTA	Off	Def	Tot							
10	Fredelin De La Cruz	f	5-8	1-1	0-1	4	2	6	1	11	0	2	1	1	14
23	Patrick Mwamba	f	0-4	0-2	0-0	1	3	4	2	0	0	0	1	1	16
04	David Azore	f	2-4	1-1	0-0	0	1	1	3	5	0	1	0	1	16
13	Shahada Wells	f	6-11	3-4	2-4	1	2	3	2	17	3	3	0	1	28
20	Nicolas Elame	f	4-14	0-1	1-2	0	0	0	1	9	3	2	0	1	33
01	Sam Griffin	f	2-5	0-2	4-4	0	2	2	0	8	0	1	0	1	18
02	Jordan Phillips	f	1-1	1-1	0-0	0	0	0	2	3	1	1	0	1	11
03	Carson Bischoff	f	1-4	1-4	0-0	0	2	2	1	3	0	0	0	0	12
05	Brandyn Talbot	f	0-2	0-2	0-1	0	1	1	1	0	0	0	0	0	9
12	Lazaro Rojas	f	0-0	0-0	2-2	0	1	1	2	2	0	0	0	0	8
14	Davis Steelman	f	0-0	0-0	0-0	1	2	3	1	0	0	0	0	0	7
21	Tre Jones	f	0-0	0-0	0-0	0	1	1	1	0	0	1	1	0	11
33	McKade Marquis	f	0-0	0-0	0-0	0	0	0	0	0	0	0	0	0	1
35	Grayson Carter	f	0-1	0-1	2-2	2	0	2	1	2	0	1	0	0	16
Team						1		3							
Totals		21-54		7-19		11-16			18	60	7	13	3	7	200
FG % 1st Half:		12-31		38.7%		2nd half:		9-23		39.1%		Game:		21-54	
3FG % 1st Half:		3-9		33.3%		2nd half:		4-10		40.0%		Game:		7-19	
FT % 1st Half:		6-9		66.7%		2nd half:		5-7		71.4%		Game:		11-16	
												Deadball		Rebounds	
														2.1	

**Arkansas 72 • 3-0**

#	Player		Total		3-Ptr		Rebounds			PF	TP	A	TO	Blk	Stl	Min
			FG-FTA	FG-FTA	FT-FTA	Off	Def	Tot								
00	Justin Smith	f	4-15	0-2	3-4	6	3	9	3	11	2	2	0	1	35	
11	Jalen Tate	f	6-12	1-3	1-1	3	3	6	2	14	4	1	1	1	33	
23	Connor Vanover	f	5-6	2-3	0-0	1	1	2	1	12	0	0	2	1	12	
03	Desi Sills	f	1-6	0-3	1-2	1	2	3	2	3	2	1	0	4	31	
05	Moses Moody	f	7-12	2-3	8-10	3	6	9	3	24	1	2	0	0	32	
01	JD Notae	f	1-5	1-3	2-2	0	2	2	0	5	1	1	0	0	12	
02	Vance Jackson Jr.	f	0-5	0-3	0-0	1	4	5	0	0	1	3	0	0	20	
10	Jaylin Williams	f	0-0	0-0	0-0	1	2	3	0	0	0	1	1	1	12	
12	Khalen Robinson	f	1-1	1-1	0-0	0	0	0	5	3	1	0	0	0	13	
Team						1	3	4							200	
Totals				25-62	7-21	15-19	17	26	43	16	72	12	11	4	8	200
FG % 1st Half: 15- 32			46.9%	2nd half: 10-30	33.3%	Game: 25-62	40.3%			Deadball Rebound 3						
3FG % 1st Half: 6- 14			42.9%	2nd half: 1-7	14.3%	Game: 7-21	33.3%									
FT % 1st Half: 8- 10			80.0%	2nd half: 7-9	77.8%	Game: 15-19	78.9%									





**75**
**CENTRAL ARKANSAS**
35 40 57
**79**


Dec. 12, 2020 • Fayetteville, Ark. • Bud Walton Arena

## Central Arkansas 75 • 0-4

#	Player		Total		3-Ptr	Rebounds				PF	TP	A	TO	Bk	Stl	Min
			FG-FGA	FT-FTA	Off	Def	Tot									
23	Samson George	f	3-11	0-3	0-0	1	3	4	0	6	1	0	0	0	20	
24	Jared Chatham	f	4-9	0-0	0-0	2	8	10	1	10	0	3	0	0	25	
01	Rylan Bergesen	e	5-12	1-5	4-4	0	3	3	1	13	4	3	0	0	35	
04	Khailem Bennett	e	1-4	0-1	2-4	1	3	4	1	4	0	0	0	1	22	
55	Deandre Jones	e	4-11	3-8	2-2	0	2	2	3	13	7	3	0	3	35	
00	SK Shittu		4-4	1-1	2-2	3	5	8	0	11	0	3	1	0	13	
05	Masai Olowokere		0-0	0-0	0-0	0	0	0	0	0	0	0	0	0	2	
10	Kragen Bradley		0-0	0-0	0-0	0	0	0	0	0	1	0	0	0	1	
12	Trey South		0-0	0-0	0-0	0	0	0	0	0	0	0	0	0	1	
13	Eddy Kayouloud		3-7	1-2	0-0	0	3	3	1	7	1	1	0	0	23	
20	Brendan Simmons		1-1	1-1	0-0	0	0	0	1	3	0	0	0	0	1	
21	Jonas Munson		0-0	0-0	0-0	0	0	0	1	0	0	0	0	0	1	
32	Churchill Bounds		0-0	0-0	0-0	0	0	0	1	0	0	0	0	0	2	
34	Jaxson Baker		3-7	2-5	0-0	1	0	1	2	8	0	1	0	1	19	
Team						0	2	2								
Totals			28-66	9-26	10-12	8	29	37	12	75	14	14	1	5	200	
FG % 1st Half: 15-32			46.9%	2nd half: 13-34	38.2%	Game: 28-66		42.4%								
3FG % 1st Half: 5-13			38.5%	2nd half: 4-13	30.8%	Game: 9-26		34.6%								
FT % 1st Half: 0-0			0.0%	2nd half: 10-12	83.3%	Game: 10-12		83.3%								

## Arkansas 100 • 6-0

		Total		3-Ptr	Rebounds									
#	Player	FG-FGA	FT-FTA		Off	Def	Tot	PF	TP	A	TO	Bk	Stl	Min
00	Justin Smith	f 6-14	0-3	0-0	1	3	4	12	1	2	2	0	27	
11	Jalen Tate	f 6-8	3-5	2-2	0	1	1	1	17	11	0	1	1	30
23	Connor Vanover	f 4-8	1-2	0-0	1	9	10	1	9	0	1	2	0	27
03	Desi Sills	g 7-12	1-3	2-3	2	1	3	4	17	4	2	1	3	30
05	Moses Moody	g 6-11	3-7	0-0	0	7	7	1	15	3	1	1	2	35
01	JD Notae	g 8-18	4-10	2-2	0	2	2	1	22	6	1	1	3	27
02	Vance Jackson Jr.	g 3-4	0-0	0-0	0	0	0	3	6	1	0	0	1	13
04	Davonte Davis	g 0-1	0-0	0-0	0	1	1	0	0	0	0	0	7	7
10	Jaylin Williams	g 0-0	0-0	2-2	2	0	2	0	2	0	0	0	0	2
12	Khalen Robinson	g 0-0	0-0	0-0	0	0	0	0	0	0	1	0	0	2
Team					1	4	5							
Totals		40-76	12-30	8-9	7	28	35	15	100	26	8	8	10	200
FG % 1st Half: 17-38		44.7%	2nd half: 23-38	60.5%	Game: 40-76		52.6%							
3FG % 1st Half: 6-17		35.3%	2nd half: 6-13	46.2%	Game: 12-30		40.0%							
FT % 1st Half: 1-2		50.0%	2nd half: 7-7	100.0%	Game: 8-9		88.9%	Deadball Rebound: 0.3						

Officials: Garrick Shannon, Keith Patterson, Wil Howard  
Technical fouls: Central Arkansas-None. Arkansas-None  
Attendance: 4189

Points	In Paint	Off T/O	2nd Chance	Fast Break	Bench
UCA	32	11	10	19	29
ARK	54	13	6	24	30

Last FG - UCA 2nd-00:24, ARK 2nd-01:30.  
Largest lead - UCA by 10 1st-11:35, ARK by 26 2nd-01:30.  
UCA led for 11:20. ARK led for 27:18. Game was tied for 01:22.

## LAST TIME AN ARKANSAS PLAYER...

### • SCORING •

Scored 25 Points: 26 Mason Jones & Isaiah Joe at Georgia (02/29/29)  
 Scored 30 Points: 30 Mason Jones at Texas A&M (03/07/20)  
 Scored 40 Points: 40 Mason Jones vs Auburn (02/04/20)  
 Scored 50 Points: 51 Rotnei Clarke vs. Alcorn State (11/13/09)  
**RECORD: 51 Rotnei Clarke vs. Alcorn State (11/13/09)**

### • FIELD GOALS MADE •

Made 15 Field Goals: 15 (15-21) Rotnei Clarke vs. Alcorn State (11/13/09)  
 Made 20 Field Goals: 20 (2-30) Dean Tolson vs. Texas A&M (03/02/74)  
**RECORD: 20 (20-30) Dean Tolson vs. Texas A&M (03/02/74)**

### • FIELD GOALS ATTEMPTED •

Attempted 20 Field Goals: 24 (12-24) Mason Jones vs Auburn (02/04/20)  
 Attempted 25 Field Goals: 26 (9-26) Courtney Fortson at Mississippi State (01/14/10)  
**RECORD: 30 (20-30) Dean Tolson vs. Texas A&M (03/02/74)**

### • FIELD GOAL PERCENTAGE •

Shot 100% FG (Min. 7 att): Daniel Gafford (7-7) at Texas Tech (01/26/19)  
**RECORD (min 8 att): 100% 8x - Best: Daryll Saulsberry (10-10) 1975**

### • 3-POINTERS MADE •

Made 7 3-pointers: 8 (8-11) Mason Jones at Texas A&M (03/07/20)  
 Made 10 3-pointers: 10 (10-13) by Isaiah Joe vs. FIU (12/01/18)  
 Made 11-Plus 3-pointers: 13 (13-17) by Rotnei Clarke vs. Alcorn State (11/13/09)  
**RECORD: 13 (13-17) by Rotnei Clarke vs. Alcorn State (11/13/09) (SEC record)**

### • 3-POINTERS ATTEMPTED •

Attempted 15 3-Pointers: 15 (6-15) Isaiah Joe at Texas A&M (03/07/20)  
 Attempted 20 3-Pointers: 24 (10-24) Pat Bradley vs. North Texas (12/30/98)  
**RECORD: 24 (10-24) Pat Bradley vs. North Texas (12/30/98) (SEC record)**

### • FREE THROWS MADE •

Made 10 Free Throws: 12 Mason Jones (12-14) vs LSU (03/04/20)  
 Made 15 Free Throws: 18 (18-21) Mason Jones vs Mississippi State (02/15/20)  
 Made 20 Plus Free Throws: 22 (22-24) Martin Terry vs. Texas A&M (01/22/72)  
**RECORD: 22 (22-24) by Martin Terry vs. Texas A&M (01/22/72)**

### • FREE THROWS ATTEMPTED •

Attempted 15 Free Throws: 15 (12-15) Mason Jones vs Tennessee (02/26/20)  
 Attempted 20 Free Throws: 21 (18-21) Mason Jones vs Miss State (02/15/20)  
 Attempted 24 Plus Free Throws: 24 (22-24) Martin Terry vs. Texas A&M (01/22/72)  
**RECORD: 24 (22-24) Martin Terry vs. Texas A&M (01/22/72)**

### • FREE THROW PERCENTAGE •

Shot 100% FT (min 10 att): 12-12 Isaiah Joe vs Tennessee (02/26/20)  
**RECORD (min. 11 att): 9x - Best: Tommy Boyer (18-18) in 1963**

### • REBOUNDS •

**Grabbed 10-14 Rebounds: 10 Jaylin Williams vs Miss Valley St (11/25/20)**  
**Grabbed 15-20 Rebounds: 17 Justin Smith vs Oral Roberts (12/20/20)**  
 Grabbed 20-Plus Rebounds: 23 Nick Davis vs. Jackson State (11/21/97)  
**RECORD: 23 by Nick Davis vs. Jackson State (11/21/97)**  
 • **Grabbed 10 Offensive Rebounds: 10 Justin Smith vs Oral Roberts (12/20/20)**  
 • **Grabbed 14 Defensive Rebounds: 14 Connor Vanover vs North Texas (11/28/20)**

### • ASSISTS •

**Had 10 Assists: 11 by Jalen Tate vs Central Arkansas (12/12/20)**  
 Had 15 Assists: 15 by Dontell Jefferson vs. Portland State (11/18/05)  
**RECORD: 15 by Dontell Jefferson vs. Portland State (11/18/05)**

### • STEALS •

Had 5 Steals: 5 Isaiah Joe vs Texas Southern (11/19/19)  
 Had 6-7 Steals: 6 Isaiah Joe at Georgia Tech (11/25/19)  
 Had 8-9 Steals: 9 Robert Shepard at Arizona (12/06/92)  
**RECORD: 9 by Robert Shepard at Arizona (12/06/92)**

### • BLOCKED SHOTS •

Had 5 Blocks: 5 Adrio Bailey vs Valpo (12/21/19)  
**Had 6-9 Blocks: 6 Connor Vanover vs North Texas (11/28/20)**  
 Had 10 Blocks: 10 Steven Hill vs. Texas State (12/06/05)  
**RECORD: 10 Steven Hill vs. Texas St. (12/06/05) & Oliver Miller vs. Texas (02/04/90)**

### • TURNOVERS •

**Committed 5-9 Turnovers: 5 Desi Sills vs North Texas (11/28/20)**  
 Committed 10 Plus Turnovers: 10 Courtney Fortson at South Carolina (02/21/09)

### • MINUTES PLAYED •

38 Minutes (Regulation): 38:00 Mason Jones at Alabama (02/01/20)  
 39 Minutes (Regulation): 39:31 Isaiah Joe at Georgia (02/29/20)  
 40 Minutes (Regulation): Jimmy Whitt Jr. at LSU (01/08/20) & vs TCU (01/25/20)  
 40 Minutes (OT): 40:00 Jimmy Whitt Jr., at Missouri (02/08/20)  
 45 Plus Minutes: 47 by BJ Young vs. Auburn (01/16/13)

### • MISCELLANEOUS •

2 Players Scored 20+ Pts In Same Game: Mason Jones (22) & Desi Sills (20) vs Vanderbilt (03/11/20)  
 3 Players Scored 20+ Pts In Same Game: at Georgia (02/29/20)  
 Mason Jones (26), Isaiah Joe (26) & Desi Sills (21)  
 2 Players Scored 20+ Pts In Back-To-Back Gms: Jones (37/26) & Joe (22/26) vs. Tennessee (02/26/20) and at Georgia (02/29/20)  
 2 Players Scored 20+ Pts In 3 Straight: Jones (41/20/21) & Joe (20/21/24) vs Tulsa (12/14/19), Valpo (12/21/19) and Indiana (12/29/19)  
 8 Players Scored in Double Digits: Mississippi Valley State (11/25/20)  
 Vanover (25), Sills (19), Moody (16), Jackson (15), Robinson (15), Smith (13), Notae (13), Tate (12)  
 Scored 20 or More Points in Five-Plus Consecutive Games: (5) by Mason Jones 37, 26, 36, 30, 22 (02/26/20 to 03/11/20)  
 Scored 20 or More Points in 10-Plus Consecutive Games: (11) by Todd Day 20, 23, 26, 26, 22, 31, 23, 21, 27, 21, 20 (12/01/90 to 01/12/91)  
 Scored 30 or More Points in 3 Straight Games: Mason Jones (only Razorback) 34 vs. S. Carolina (01/29/20), 30 at Alabama (02/01/20), 40 vs Auburn (02/04/20)  
 Most Points in Back-To-Back Games: 82 by Martin Terry 35 at TCU (02/20/73) and 47 vs. SMU (02/24/73)  
 Consecutive Free Throws Made: 48 by Ricky Medlock (20 gms; 12/21/74 to 03/04/75)  
**Double-Double: Pts/Rebs: Justin Smith (22 & 17) & Desi Sills (16 & 10) vs ORU (12/20/20)**  
**Double-Double: Pts/Assists: Jalen Tate (17 & 11) vs Central Arkansas (12/12/20)**  
**Two Players with Double-Double in Same Game: vs Oral Roberts (12/20/20)**  
**Justin Smith (22 pts, 17 rebs) and Desi Sills (16 pts, 10 rebs)**  
 Had 5-Plus Assists in 5-Plus Consecutive Games: (6) by Jalen Harris 11, 6, 10, 12, 7, 10 (11/21/81 thru 12/15/18)  
 Had 10 or More Assists in Back-to-Back Games: Jalen Harris 10 vs. FIU (12/01/18) and 12 at Colorado State (12/05/18)  
 Three-Plus Players with 5-Plus Assists in a Game: vs. Montana State (11/21/18)  
 Jalen Harris (11), Isaiah Joe (5) and Desi Sills (5)  
 Had 5 or More Steals in Back-to-Back Games: Ronnie Brewer 5 vs. Western Illinois (01/01/06) and 5 vs. Mississippi State (01/07/06)

## LAST TIME AN OPPONENT PLAYER...

### • SCORING •

Scored 25 Points: 25 Wendell Mitchell at Texas A&M (03/07/20)  
 Scored 30 Points: 30 Saben Lee vs Vanderbilt (03/11/20)  
 Scored 40 Points: 45 Jodie Meeks vs. Kentucky (02/14/09)  
 Scored 50 Points: 56 Oscar Robertson vs. Cincinnati (03/15/58) **(on record)**

### • FIELD GOALS MADE •

Made 15 Field Goals: 17 (17-24) Jodie Meeks vs. Kentucky (02/14/09)  
 Made 20 Field Goals: 21 Oscar Robertson vs. Cincinnati (03/15/58) **(on record)**

### • FIELD GOALS ATTEMPTED •

Attempted 20 Field Goals: 22 (11-22) Braden Shackelford at Alabama (02/01/20)  
 Attempted 25 Field Goals: 28 (11-28) Devan Downey vs. South Carolina (02/17/10)

### • FIELD GOAL PERCENTAGE •

Shot 100% FG (Min. 7 att): Adam Wing (8-8) vs. Evansville (12/08/15)

### • 3-POINTERS MADE •

Made 7 3-pointers: 7 (7-15) Tyler Hall vs. Montana State (11/21/18)  
 Made 10 3-pointers: 10 (10-19) Lance Weems at Auburn (01/06/96)

### • 3-POINTERS ATTEMPTED •

Attempted 15 3-pointers: 15 (7-15) Tyler Hall vs. Montana State (11/21/18)  
 Attempted 20 3-pointers: 22 (5-22) Jeff Fryer vs. Loyola Marymount (03/16/89)

### • FREE THROWS MADE •

Made 10 Free Throws: 11 (11-13) Saben Lee vs Vanderbilt (03/11/20)  
 Made 15 Free Throws: 15 (15-17) Keyontae Johnson at Florida (02/18/20)

### • FREE THROWS ATTEMPTED •

Attempted 15 Free Throws: 17 (15-17) Keyontae Johnson at Florida (02/18/20)  
 Attempted 20 Free Throws: 24 (18-24) Frank Williams vs. Illinois (12/08/01)

### • FREE THROW PERCENTAGE •

Shot 100% FT (min 10 att): 14-14 Grant Williams at Tennessee (01/15/19)

### • REBOUNDS •

Grabbed 15-19 Rebounds: 18 Kevin Samuel vs TCU (01/25/20)  
 Grabbed 20 Rebounds: 20 Antonio McDyess vs. Alabama (03/11/95)  
 • Grabbed 10 Offensive Rebounds: 11 Tyler Davis at Texas A&M (01/30/18)  
 • Grabbed 10 Defensive Rebounds: 11 Kevin Samuel vs TCU (01/25/20)

### • ASSISTS •

Had 10 Assists: 11 Tremont Waters vs. LSU (01/12/19)  
 Had 13 Assists: 13 Chuck Evans at Mississippi State (01/27/93) **(on record)**

### • STEALS •

Had 5 Steals: 6 Alpha Diallo at Providence (03/19/19)  
 Had 8 Steals: 8 Terry Conerway vs. Texas State (12/21/02)

### • BLOCKED SHOTS •

Had 6-9 Blocks: 7 Stefan Moody at Ole Miss (02/13/16)  
 Had 10 Plus Blocks: 10 P.J. Roberson vs. Grambling State (11/26/11)

## • TURNOVERS •

Committed 5-9 Turnovers: 6 Terry Collins vs Miss Valley State (11/25/20)  
Committed 10 Plus Turnovers: 12 Devin Gibson vs. UTSA (12/12/07)

## LAST TIME ARKANSAS HIGHS...

### • SCORING •

Scored 100-119 Points: 104 vs. Oral Roberts (12/19/17)  
Scored 120-Plus Points: 142 vs. Mississippi Valley State (11/25/20)  
**Scored 50 Points in 1st Half: 61 vs Miss Valley State (11/25/20)**  
**Scored 50 Points in 2nd Half: 57 vs Oral Roberts (12/20/20)**  
**Scored 60 or More Points in a Half: 61 (1st) vs. Miss Valley State (11/25/20)**  
Scored 70 or More Points in a Half: 71 (1st) vs. Alcorn (11/13/09)  
**Scored 80 or More Points in a Half: 81 (2nd) vs. Miss Valley State (11/25/20)**  
Most Points in a Half: 88 (2nd) vs. U.S. International (12/09/89)

### • FIELD GOALS MADE •

**Made 30 Field Goals: 32 (32-77) vs Oral Roberts (12/20/20)**  
**Made 40 Field Goals: 40 (40-76) vs Central Arkansas (12/12/20)**  
Made 50 Field Goals: 57 (57-99) vs. Troy (12/10/96)  
**RECORD: 68 (68-101) vs. U.S. International (12/09/89)**

### • FIELD GOALS ATTEMPTED •

**Attempted 70 Field Goals: 77 (32-77) vs Oral Roberts (12/20/20)**  
**Attempted 80 Field Goals: 86 (48-86) vs Miss Valley State (11/25/20)**  
Attempted 90 Field Goals: 99 (57-99) vs. Troy (12/10/96)  
Attempted 100 Field Goals: 101 (68-101) vs. US International (12/09/89)  
**RECORD: 101 (68-101) vs. U.S. International (12/09/89)**

### • FIELD GOAL PERCENTAGE •

Shot 60% FG: 60.9 (42-69) vs. FIU (12/01/18)  
Shot 70% or Better FG: 72.7 (32-44) vs. Alabama State (12/21/83)  
**RECORD: 79.4 (27-34) vs. Texas Tech (1979)**

### • 3-POINTERS MADE •

Made 15 3-pointers: 16 (16-24) vs. Mississippi State (01/09/16)  
**Made 20 3-pointers: 20 (20-40) vs Miss Valley State (11/25/20)**  
**RECORD: 21 (21-37) vs. Troy (12/10/96)**

### • 3-POINTERS ATTEMPTED •

Attempted 25 3-pointers: 28 (12-28) vs Vanderbilt (03/11/20)  
**Attempted 30 3-pointers: 30 (12-30) vs Central Arkansas (12/12/20)**  
**Attempted 40 3-pointers: 40 (20-40) vs Miss Valley State (11/25/20)**  
**RECORD: 54 (19-54) vs. North Texas (12/30/98)**

### • 3-POINT PERCENTAGE •

**Shot 50% 3PT FG (min. 15 att): 50.0 (20-40) vs Miss Valley State (11/25/20)**  
Shot 60% or Better 3PT FG (min. 15 att): 61.1 (11-18) at Vanderbilt (03/06/19)  
**RECORD (min. 15 att): 66.7 (16-24) vs. Mississippi State (01/09/16)**

### • FREE THROWS MADE •

**Made 20 Free Throws: 26 (26-33) vs Miss Valley State (11/25/20)**  
Made 30 Free Throws: 36 (36-54) vs LSU (03/04/20)  
Made 40 Free Throws: 41 (41-49) at Kentucky (01/25/92)  
**RECORD: 48 (48-53) vs. Ole Miss (01/17/04)**

### • FREE THROW ATTEMPTS •

Attempted 40 Free Throws: 40 (26-40) vs South Carolina (01/29/20)  
Attempted 50 Free Throws: 54 (36-54) vs LSU (03/04/20)  
Attempted 60 Free Throws: 65 vs. TCU (1955)  
**RECORD: 65 vs. TCU (1955)**

### • FREE THROW PERCENTAGE •

Shot 80% FT (min. 10 att): 81.8 (27-33) vs Tennessee (02/26/20)  
Shot 90% or Better FT (min. 10 att): 94.4 (17-18) at LSU (01/08/20)  
**RECORD (min 10 att): 100 3x - Best 16-16 at Kentucky (02/27/14)**

### • REBOUNDS •

**Grabbed 40 Rebounds: 46 vs Southern (12/09/20)**  
**Grabbed 50 Rebounds: 54 vs Lipscomb (12/05/20)**  
**Grabbed 55-Plus Rebounds: 58 vs Oral Roberts (12/20/20)**  
**RECORD: 77 vs. Jackson State (01/22/02)**

### • ASSISTS •

**Had 25 Assists: 26 vs Central Arkansas (12/12/20)**  
Had 30 Assists: 32 vs. Jackson State (11/22/96)  
Had 40 Assists: 40 vs. Troy (12/10/96)  
**RECORD: 47 vs. U.S. International (12/09/89)**

### • STEALS •

Had 15 Steals: 15 at Georgia Tech (11/25/19)  
Had 20 Steals: 24 vs. Maryland-Eastern Shore (01/02/01)  
Had 25 Steals: 26 vs. Louisiana-Monroe (11/25/00)  
**RECORD: 26 vs. Louisiana-Monroe (11/25/00)**

## • BLOCKED SHOTS •

Had 10 Blocks: 10 vs Texas Southern (11/19/19)  
Had 13 Blocks: 14 vs. Georgia (01/29/19)  
Had 15 Blocks: 15 vs. South Alabama (12/30/91)  
**RECORD: 18 vs. Missouri (12/05/95)**

## • MOST TURNOVERS •

Had 20 Turnovers: 20 vs Austin Peay (12/03/19)  
Had 25 Turnovers: 25 at South Carolina (02/21/09)  
Had 30 Turnovers: 32 vs. Providence (11/16/07)  
**RECORD: 32 vs. Providence (11/16/07)**

## • FOULS •

Committed 25 Fouls: 29 at Texas A&M (03/07/20)  
Committed 30 Fouls: 32 at Missouri (02/08/20)  
**RECORD: 38 vs. Missouri (12/04/61)**

## LAST TIME ARKANSAS LOWS...

### • SCORING •

Held to 40-45 Points: 43 at Florida (01/22/11)  
Held to 46-49 Points: 46 at Mississippi State (02/09/16)  
Held to 50-55 Points: 50 vs. Florida (03/14/19)  
Held to 56-59 Points: 59 at Florida (02/18/20)  
Held to 19 Points or Less in a Half: 18 (1st half) vs. Vanderbilt (02/07/17)

### • FIELD GOALS •

Held to Below 20 Field Goals Made: 15 (15-49) at Tennessee (02/11/20)

### • FIELD GOAL PERCENTAGE •

Held to 20-29% FG: 27.9 (17-61) vs. South Carolina (02/03/15)  
**Held to 30-35% FG: .333 (19-57) vs Kentucky (01/18/20)**

### • 3-POINTERS •

Did not Make a 3-pointer: 0 (0-2) at Texas (01/07/89)  
**Held to 1-4 3-PT FG Made: 4 (4-24) vs Oral Roberts (12/20/20)**  
Held to 5-9 3-PT FG Made: 7 (7-21) vs LSU (03/04/20)  
Attempted Single-Digit 3-pointers: 9 (6-9) vs TCU (01/25/20)

### • 3-POINT PERCENTAGE •

Shot 10% or Worse 3PT FG: 10.0 (1-10) at Mississippi State (02/09/16)  
Shot 11-19% 3PT FG: 16.7 (3-18) vs Northern Kentucky (11/29/19)

### • FREE THROWS •

**Made Single Digit Free Throws: 8 (8-9) vs Central Arkansas (12/12/20)**  
**Attempted Single Digit Free Throws: 9 (8-9) vs Central Arkansas (12/12/20)**

### • FREE THROW PERCENTAGE •

**Shot 40-49% FT: 47.1 (8-17) vs Southern (12/09/20)**  
Shot Below 40% FT: 26.7 (4-15) at Texas A&M (01/09/13)

### • REBOUNDING •

Had 19 or Fewer Rebounds: 19 at Missouri (03/05/13)  
Had 20-25 Rebounds: 25 at Texas A&M (03/07/20)

### • ASSISTS •

Held to 6 Assists or less: 6 at Tennessee (02/11/20)

### • STEALS •

Had No Steals: *None on record*  
Had 1 Steal: 1 vs Florida (03/09/18)  
**Had 2-4 Steals: 4 vs Lipscomb (12/05/20)**

## • BLOCKED SHOTS •

Had No Blocked Shots: 0 vs Missouri (1/23/19)

## • FEWEST TURNOVERS •

Had 1-4 Turnovers: 4 vs Georgia (01/29/19)  
**Had 5-9 Turnovers: 8 vs Central Arkansas (12/12/20)**

## • FOULS •

Had Single Digit Fouls: 9 vs LSU (02/17/07)

## ARKANSAS MISCELLANEOUS...

Played in an OT game:	02/08/20 at Missouri	L, 79-83 (OT)
Played in a 2OT game:	01/23/18 at Georgia	W, 80-77 (2 OT)
Played in a 3OT game:	02/09/80 vs. Houston	L, 90-84 (3 OT)
Beat AP team ranked 21-25:	03/09/18 vs. #23 Florida (SEC)	W, 80-72
Beat AP team ranked 16-20:	02/02/19 at #19 LSU	W, 90-89
Beat AP team ranked 11-15:	02/27/18 vs. #14 Auburn	W, 91-82
Beat AP team ranked 6-9:	12/30/17 vs. #9 Tennessee	W, 95-93 (OT)
Beat AP team ranked 2-5:	01/27/16 vs. #5 Texas A&M	W, 74-71
Beat AP team ranked #1:	02/12/84 vs. #1 North Carolina (PB)	W, 65-64
Beat AP Top 25 team on road:	02/02/19 at #19 LSU	W, 90-89
Beat AP Top 10 team on road:	02/09/94 at #4 Kentucky	W, 90-82



## LAST TIME AN OPPONENT HIGHS...

### • SCORING •

Scored 100 Points: 106 at Tennessee (01/15/19)  
 Scored 110 Points: 117 at Ole Miss (12/10/73)  
 Scored 50 Points in 1st Half: 55 at Tennessee (01/15/19)  
 Scored 50 Points in 2nd Half: 56 vs LSU (03/04/20)  
 Scored 60 or More Points in a Half: 60 (1st half) vs. Alabama (02/28/96)

### • FIELD GOALS MADE •

Made 30 Field Goals: 31 (31-70) vs LSU (03/04/20)  
 Made 40 Field Goals: 40 (40-68) by Texas (01/05/10)  
 Made 45 Field Goals: 45 (45-80) vs. Pittsburgh (12/29/86)

### • FIELD GOALS ATTEMPTED •

Attempted 70 Field Goals: 70 (31-70) vs LSU (03/04/20)  
 Attempted 80 Field Goals: 83 (31-83) by FIU (12/01/018)

### • FIELD GOAL PERCENTAGE •

Shot 60% FG: 61.1 (15-23) vs. Auburn (02/17/16)  
 Shot 65% FG: 67.7 (4-65) vs. North Carolina (03/23/08)  
 Shot 69% FG: 69.8 (37-53) at Auburn (01/14/95)

### • 3-POINTERS MADE •

Made 15 3-pointers: 15 (15-30) at LSU (02/03/18)  
 Made 17 3-pointers: 17 (17-33) at Auburn (02/20/19)

### • 3-POINTERS ATTEMPTED •

**Attempted 25 3-pointers: 29 (8-29) vs Oral Roberts (12/20/20)**  
 Attempted 30 3-pointers: 31 (8-31) vs Auburn (02/04/20)  
 Attempted 35 3-pointers: 39 (13-39) by Miss Valley State (11/25/20)

### • 3-POINT PERCENTAGE •

Shot 50% 3PT FG (min 15 att): 51.5 (17-33) at Auburn (02/20/19)  
 Shot 60% or Better 3PT FG (min 15 att): 62.7 (10-15) at South Carolina (02/09/19)

### • FREE THROWS •

Made 20 Free Throws: 21 (21-28) vs Vanderbilt (03/11/20)  
 Made 30 Free Throws: 34 (34-44) at Missouri (02/08/19)  
 Made 40 Free Throws: 40 (40-50) vs. UMass (11/25/94)

### • FREE THROW ATTEMPTS •

Attempted 35 Free Throws: 38 (32-38) at LSU (02/02/19)  
 Attempted 40 Free Throws: 44 (34-44) at Missouri (02/08/18)  
 Attempted 50 Free Throws: 50 (39-50) vs. South Carolina (03/11/04)

### • FREE THROW PERCENTAGE •

Shot 80% FT (min. 10 att): .840 (21-25) at Florida (02/18/20)  
 Shot 90% or Better FT (min. 10 att): .962 (25-26) at Ole Miss (01/11/20)

### • REBOUNDING •

Grabbed 45 Rebounds: 47 vs Kentucky (01/218/19)  
 Grabbed 50 Rebounds: 52 at Missouri (02/08/20)  
 Grabbed 55-Plus Rebounds: 56 vs. Georgia (01/29/19)  
 • Grabbed 20 Offensive Rebounds: 23 at LSU (01/08/20)

### • ASSISTS •

Had 25 Assists: 25 vs. Louisville (11/17/09)  
 Had 30 Assists: 30 at UAB (01/27/90)

### • STEALS •

Had 15 Steals: 15 at LSU (02/24/10)  
 Had 18 Steals: 18 vs. Alcorn State (12/02/95)

### • BLOCKED SHOTS •

Had 10 Blocks: 10 at Tennessee (01/22/14)  
 Had 13 Blocks: 13 at Mississippi State (01/14/10)

### • MOST TURNOVERS •

**Had 20 Turnovers: 21 vs Miss Valley State (11/25/20)**  
 Had 25 Turnovers: 27 vs Rice (11/05/19)  
 Had 30 Turnovers: 30 vs. Louisiana-Monroe (12/31/04)

### • FOULS •

Committed 30-plus Fouls: 35 vs LSU (03/04/20)  
**RECORD: 36 vs. Centenary (12/04/82)**

## LAST TIME AN OPPONENT LOWS

### • SCORING •

Held to 30-39 Points: 33 vs. Vanderbilt (01/12/13)  
**Held to 40-45 Points: 44 vs Southern (12/09/20)**  
 Held to 46-49 Points: 46 vs Montana (11/16/19)  
**Held to 50-55 Points: 50 vs Lipscomb (12/05/20)**  
 Held to 56-59 Points: 55 vs Vanderbilt (01/15/20)  
 Held to 19 Points or Less in a Half: 18 vs Montana (11/16/19)

### • FIELD GOAL PERCENTAGE •

Held to 21% or Worse FG: .2097 (13-62) vs. Jackson State (11/22/02)  
**Held to 20-29% FG: .286 (18-63) vs Southern (12/09/19)**  
**Held to 30-35% FG: .319 (23-72) vs Miss Valley State (11/25/20)**

### • 3-POINTERS •

Did not Make a 3-pointer: 0 (0-10) by Mississippi State (02/07/15)  
**Held to 1 3-PT FG Made: 1 (1-13) vs Southern (12/09/20)**  
 Held to 2-4 3-PT FG Made: 4 (4-17) vs Tennessee (02/26/20)  
**Held to 5-7 3-PT FG Made: 5 (5-21) vs Lipscomb (12/05/20)**

### • 3-POINT PERCENTAGE •

Shot 10% or Worse 3PT FG: 7.7 (1-13) vs Southern (12/09/20)  
**Shot 11-19% 3PT FG: 15.4 (2-13) vs North Texas (11/28/20)**

### • FREE THROWS •

**Made 1-5 Free Throws: 3 (3-6) vs Miss Valley State (11/25/20)**  
**Made 6-9 Free Throws: 7 (7-10) vs Southern (12/09/20)**

### • FREE THROW ATTEMPTS •

**Attempted Single Digit Free Throws: 7 (3-6) vs Miss Valley State (11/25/20)**

### • FREE THROW PERCENTAGE •

Shot 40-49% FT: 47.4 (9-19) vs. Auburn (02/17/16)  
 Shot Below 40% FT: 38.1 (8-21) vs. Texas State (12/22/18)

### • REBOUNDING •

Had 19 or Fewer Rebounds: 19 vs. Missouri-Kansas City (12/02/06)  
 Had 20-25 Rebounds: 25 at Texas Tech (01/26/19)

### • ASSISTS •

**Held to Single Digit Assists: 5 vs Southern (12/09/20)**

### • STEALS •

Had No Steals: 0 vs Vanderbilt (01/15/20)  
 Had 1 Steal: 1 at Florida (01/17/18)  
**Had 2-4 Steals: 3 vs Miss Valley State (11/25/20)**

### • BLOCKED SHOTS •

**Had No Blocked Shots: 0 (2x in 2020-21) vs Lipscomb / Southern**

### • FEWEST TURNOVERS •

**Had Single Digit Turnovers: 7 vs Lipscomb (12/05/20)**

### • FOULS •

Had Single Digit Fouls: 8 at Michigan (12/08/12)  
**Committed 10-14 Fouls: 12 vs Central Arkansas (12/12/20)**



