



SOUTHERN Jaguars

79th
Season

Unfinished Business

@JaguarHoops

@JaguarHoops

@southernjaguarhoops

www.gojagsports.com

Dec. 9, 2020 Basketball Game Notes Southern U. Sports Communications

JAGUARS

0-2 0-0
OVERALL SWAC

Sean Woods
24-42
3rd Year @ SU



-VS-



4-0 0-0
OVERALL SEC

Eric Musselman
24-12
2nd Year at Arkansas

RAZORBACKS

Schedule (H 0-0; A: 0-1; N:0-1)
Date Opponent Time/Result

November

26^North Carolina Central L, 78-85 OT
27^@ #5 Iowa BTN L, 76-103

December

9 @ Arkansas SEC-Network 7:00PM
10 @ #1 Gonzaga Canceled
16 @ UAB C-USA TV 6:30PM
19 @ UC Riverside 6:00PM
21 @ Calif. Baptist 4:00PM

January

2 *Prairie View A&M 5:30PM
4 *Texas Southern 7:30PM
9 at *Grambling St. 5:00PM
11 at *Jackson St. 7:30PM
16 *Univ. Ark. Pine 5:30PM
18 *Miss. Valley St 7:30PM
23 at *Alabama A&M 3:00PM
25 at *Alabama St. 7:30PM
30 at *Alcorn St. 3:00PM

February

6 *Grambling St. 5:30PM
8 *Jackson St. 7:30PM
13 at *Univ. Ark. Pine 8:00PM
15 at *Miss. Valley St 7:30PM
20 *Alabama A&M 5:30PM
22 *Alabama St. 7:30PM
27 *Alcorn St. 5:30PM

March

4 at *Prairie View A&M 7:30PM
6 at *Texas Southern 5:00PM
9 %Cricket Wireless
SWAC Tournament

All times Central and subject to change. Bold indicates home game; * SWAC game; %SWAC Tournament. ^ Global Sports Classic

Game

3

SOUTHERN VS. ARKANSAS

Fayetteville, Ark. Bud Walton Arena (19,368)
Wednesday Dec. 9, 2020 7:00PM

TV: SEC Network Radio: None

TIP-OFF

- Tonight's game with the Arkansas Razorbacks is the 3rd time the two schools have met on the court. SU last played Arkansas on Nov. 13th, 2015. The Jaguars lost that game 86-68. The 1st time they faced off was back on Nov. 29, 1985 in Pine Bluff. The Jaguars lost 75-76.
- This is the Jaguars' only 3rd game of the year as the Gonzaga contest set for this week was canceled by Gonzaga because of COVID-19 concerns.
- The Jaguars have (4) players that average in Double-Figures in Points-Per-Game: **#1 Ashante Shivers**-16.5ppg, **#5 Jayden Saddler** & **#40 DJ Burns**- 12.0ppg as well as **#30 Brendan Brooks**- 11.0ppg.
- SU is averaging 40.5rpg. **Jayden Saddler** & **Kirk Parker** each average 6.5rpg for the Jaguars.
- The last time Southern University played an SEC opponent was in 2018 when the Jaguars faced Alabama. The Crimson Tide's Coach at that time was former Jaguar, Avery Johnson.

Last Game's Starters



1

Guard 6'4 R-SR
Seat Pleasant, MD.
16.5ppg
Ashante Shivers



5

Guard 6'1 JR
Aberdeen, MD.
12.0ppg
Jayden Saddler




20

Guard 6'2 R-SR
Baton Rouge, La.
8.0ppg
Lemarcus Lee



40

Forward 6'6 Soph
New Orleans, La.
12.0ppg
Damir Burns



35

Center 6'7 R-JR
Vicksburg, MS.
5.5ppg
Kirk Parker



77.0	Points PG	92.2
41.2	FG%	48.0
34.2	3FG%	37.6
76.7	FT%	74.4
40.5	Rebounds PG	48.8
15.0	Assists PG	16.3
2.5	Blocks PG	5.8
6.0	Steals PG	8.0
94.0	Scoring Def.	56.5
53.9	FG% Def.	32.9
48.4	3FG% Def.	29.3
+9.0	Rebound Mar.	+16.0
0.88	Ast-TO Ratio	1.4

NUMERICAL ROSTER

NO	NAME	POS	HT	WT	YR	HOMETOWN/HS/PREVIOUS
0	TERRELL WILLIAMS	F	6'5	200	R-FR	ARLINGTON, TX./MANSFIELD HS.
1/32	ASHANTE SHIVERS	G	6'4	210	R-SR	SEAT PLEASANT, MD./MT ZION PREP/SIENA COLL.
2	HARRISON HENDERSON	F/C	6'11	240	GS	DALLAS, TX. /SO.GRAND PRAIRIE HS/USC /MILWAUKEE
4	ISAIAH ROLLINS	G/F	6'3	185	JR	OPELOUSAS, LA./NORTHSIDE HS
5	JAYDEN SADDLER	G	6'1	195	JR	ABERDEEN, MD./MT. ZION PREP
10	DELOR JOHNSON	G/F	6'3	195	SO	HOUSTON, TX./CYPRESS RANCH HS
11	DESEAN WOODS	G	6'0	165	FR	LEXINGTON, KY./DUNHAM HS/CORE4 PREP ACAD.
13	MICAH BRADFORD	G	6'1	170	GS	BOURBANNIS, IL./BRADLEY BOUR. HS/VALPARAISO/
20	LEMARCUS LEE	G	6'2	185	R-SR	BATON ROUGE, LA/SCOTLANDVILLE/COPIAH CC/SAN JANCITO CC
22	ANDRE ALLEN	F/C	6'9	215	SR	LOS ANGELES, CA/ARIZ. ST/BALBOA HS/ARIZ. WEST CC
23	JAMES EDWARDS	C	6'11	205	R-SR	SEATTLE, WA/FRANKLIN HS/OAKLAND U/WESTERN TEXAS COLLEGE
24	ANDRE TOURE	F	6'8	210	JR	PARIS, FRANCE/ST.BENEDICT PREP/HOWARD UNIV.
25	SAMKELO CELE	G/F	6'5	210	JR	DURBIN, SO. AFRICA/BULL CITY PREP/NE OKLA. A&M
30	BRENDAN BROOKS	G	5'9	165	R-SR	DALLAS, TX/LAKEVIEW CENTENNIAL HS
32	JARMARCUS JONES	F/C	6'7	210	R-JR	SARDIS, MS/NORTH PANOLA HS/NE CC/PEARL RIVER CC
33	JASON HOLLIDAY	G	6'4	210	R-JR	BATON ROUGE, LA/BRUSLY HS/BOSSIER CITY CC/MURRAY ST
35	KIRK PARKER	C	6'7	245	R-JR	VICKSBURG, MS/VICKSBURG HS/PEARL RIVER CC
40	DAMIREE BURNS	F	6'7	210	SO	NEW ORLEANS, LA/SOPHIE B WRIGHT HS

RADIO/TV ROSTER



0 Terrell Williams Jr.
R-FR G-6'5-200
Arlington, TX.



1/32 Ashante Shivers
R-SR G-6'4-210
Seat Pleasant, MD.



2 Harrison Henderson
GS F/C-6'11-240
Dallas, TX.



4 Isaiah Rollins
JR G-6'3-185
Opelousas, La.



5 Jayden Saddler
JR G-6'1-195
Aberdeen, MD



10 Delor Johnson
So G/F-6'3-195
Houston, TX.



11 Desean Woods
FR PG-5'11-165
Lexington, KY.



40 Damiree Burns
SO F-6'7-210
New Orleans, La.



13 Micah Bradford
GS PG-6'0-160
Bourbonnais, IL.



20 Lemarcus Lee
R-SR G-6'2-180
Baton Rouge, La.



22 Andre Allen
SR F/C-6'9-215
Los Angeles, CA.



23 James Edwards
R-SR C-6'11-210
Seattle, WA



24 Andre Toure
JR F-6'8-210
Paris, France



25 Samkelo Cele
JR G/F-6'4-210
Durban, South Africa




30 Brendan Brooks
R-JR G-5'9-175
Dallas, TX.



32 Jamarcus Jones
R-JR F/C-6'7-210
Sardis, MS.



33 Jason Holliday
R-JR G/F-6'3-210
Baton Rouge, La.



35 Kirk Parker
R-JR C-6'7-245
Vicksburg, MS.

COACHING STAFF



Sean Woods
Head Coach
3rd Season
Kentucky 1992

Ryan Price
Asst./Recruiting
3rd Season
Henderson St
2007

Pedro Ciprano
Asst. Coach
9th Year
Southern U.
2013

Jethro Hillman
Asst. Coach
7th Year
Miami 1998

Martese Morones
Asst. Coach
3rd Year
Kentucky
2012

Johnny Simmons
Player
Development
2nd Year
La. Tech 1984

Daryl Jenkins
Asst. Athletic
Trainer

Media Information

Radio Network:

1460am

Internet:

Chris Powers PBP
www.gojagsports.com

Newspaper Coverage:

The Advocate-Baton Rouge
www.theadvocate.com

TV Coverage:

WAFB-Baton Rouge
WBRZ-Baton Rouge
WVLA-Baton Rouge
WGMB-Baton Rouge

Radio Coverage:

Talk 107.3 WBRP

Credentials:

Contact

SID Rodney Kirschner- 225-405-3225

Willie Scott

Associate Director of Sports Information 225-385-8909Cell**Chris Powers (Play by Play) (Game notes Author)****Assistant Sports Information** 225-953-7726Cell

Taylor Jean Lewis

Assistant Sports Information 337-967-9992Cell

Southern U's Basketball Coaches History

<u>Years</u>	<u>Name</u>	<u>Trophy Case</u>
1937-46	A.W Mumford	HBCU Nat. Champs (41)
1946-58	Bob "Robert" Henry Lee (155-50) 75%	4 SWAC Championships
1958-60	Ernie Fears	
1960-72	Richard "Dick" Mack (173-122)	1 SWAC Championship 1 NAIA Tournament
1972-82	Carl Stewart (153-119) 56%	4 SWAC Championships 1 NCAA Tournament
1982-84	Andy Stoglin (32-26) 55%	
1984-86	Bob "Robert" Hopkins (38-19) 67%	2 SWAC Championships 1 NCAA Tournament
1986-96	Ben Jobe (208-142) 59%	8 SWAC Champions 4 NCAA Tournaments, 1 NIT Tournament
1996-2001	Tommie Green (74-64) 54%	
2001-03	Ben Jobe (16-40)	
2003-05	Michael Grant (26-31) 46%	
2005-11	Rob Spivey (57-127)	2 SWAC Championships 1 NCAA Tournament
2011-17	Roman Banks (114-85) 57%	3 SWAC Championships 2 NCAA Tournaments 1 HBCU National Champions
2017-18	Morris Scott (Interim) (15-18) 46%	
2018-Present	Sean Woods (25-42) 37%	

Southern Jaguar Basketball History

Famous Alums:

- **Bob Love** (1961-65) All-American 1963 & 1965. Selected 4th Round of the 1965 NBA Draft to the Cincinnati Royals.
- **Tommie Green** (1974-78) was drafted in the 2nd Round of the NBA Draft to New Orleans Jazz (1978). Returned as an Assistant Coach (1987-96) Head Coach (1996-01)
- **Avery Johnson** (1986-88) Led the NCAA (88) in Assists (13.3pg) an All-Time record and averaged (11.4ppg) making him the 1st Player in NCAA History to average Double figures in Points and Assists in the same season. That stood until 2013-14 season. He went Undrafted to Seattle (1989) and ended playing with (9) teams including the San Antonio Spurs where he won an NBA Championship in (1999).
- **Bobby Phils** (1987-91) He led the NCAA in 3-Point FG Pct. with (4.39pg) in 1991. He was drafted as the 45th Pick in the NBA Draft in the 2nd Round by Milwaukee Bucks in 1991. **Michael Jordan said, "He was the toughest defender I ever faced."** Tragically, he was killed in an automobile accident on Jan. 12, 2000. He died at tender age of 30 as a member of the Charlotte Hornets.

Milestones:

- **SWAC Regular Season Champs:** 1951,52,53,54,65,78,81,86,88,89,90,2006,13,16 (14)
- **SWAC Tournament Champs & NCAA Tournament Appearances:**
1981,85,87,88,89,93,2006,13,16 (9)
- **Beat Georgia Tech in the 1st Round of the NCAA Tournament in 1993.**
- **Won the HBCU National Championship 2x: 1941 & 2016.**

Southern Vs. Arkansas Game Notes

Last Time Out for Southern Jaguars

The Southern University Jaguars competed in the Global Sports Classic in Iowa City, Iowa the week of Thanksgiving. The 1st game was against North Carolina Central. The Jaguars lost that game, 78-85. In Overtime after leading at the Half, 38-36 but in OT the Jags were outscored, 16-9.

Ashante Shivers scored 20 points as **Brendan Brooks** added 17 for the Jaguars. The 2nd game of the Event was against #5 Iowa. The Hawkeyes made (12) 3-Point Shots and shot 55% from the Field as SU lost, 76-103. SU shot 39% from the Field and Was led by **Shivers** again with 13 points. **Saddler** added 12, **Lee** dropped in another 11 points and Soph. **"DJ" Burns** scored 10 points. Iowa's Luke Garza was un-stoppable adding 41 points and grabbing (9) Rebounds. Last year, when Southern University Out-Rebounded Opponents they were (14-6). This year the Jaguars are 0-2. They won the battle on the boards against NCCU, 39-27 and against Iowa, 42-36. The Jaguars are Out-Rebounding opponents so far this year, 81-63. Leading the way for Southern is **#5 Jayden Saddler** and **#35 Kirk Parker** with 13 Rebounds each. Southern was supposed to play #1 Gonzaga this week but the game was canceled due to COVID-19 concerns. The Jaguars go to California next week to play UCR and CBU.

2020-2021 Jaguar Outlook

The Southern Jaguars Return (9) players from last year's squad including (8) newcomers. Jason Holliday will red shirt the 2020-21 season due NCAA Transfer rules. Southern averaged (69.8ppg) last year shooting (44%) from the Field including (31%) from 3-Point Range and (68%) from the Free Throw Line. The Jaguars averaged (11.0) Offensive Rebounds per game and (24.0) Defensive Rebounds per contest for Total Rebound Average of (35.0ppg). Ashante Shivers returns as the Top Scorer from last year's squad averaging (9.5ppg). Also watch for **#5 Jayden Saddler** as he shot 47% from the Field last year in just 20 games last year. Saddler was under Concussion protocol for much of last season. The Jaguars return one of the Top Recruited players in the history of the program in **#55 Damiree Burns** from New Orleans. The Soph. is the returning leader in FG's made (104), FG% (53%), Rebounds (154) and Blocked Shots at (11). Burns came off the bench last year in all game but 1 when he started against Wright St. on December 12, 2019. He scored his career High in just 4th game he played on the college level scoring (33) against Ecclesia November 18, 2019 at the FG Clark Activity Center. Another player to watch for is **#20 LaMarcus Lee**. The Baton Rouge native is in 2nd season with the Jaguars transferring from San Jancito CC in 2018. Lee scored a career high (26pts) against Alcorn St. back on Feb. 1, 2020. He is a hustler and has a very good vertical leap. Lee shot (45%) from the Field last year and had (33) steals which makes the Top Returner in that category. Southern averaged (32.2ppg) in the Paint and averaged just (14.5ppg) off Turnovers.

More Things To Know About Last Year's Southern Jaguars

- Southern was (15-4) when having the lead at the Half and just (1-11) when trailing at the intermission. The Jaguars were (1-0) when the game was Tied at the Half.
- The Jaguars were (7-0) when shooting (50%) are better and (10-15) when shooting less than (50%).
- Southern was (14-6) when they Out-Rebounded their opponent last year.
- The Jaguars were (5-1) when they scored between 80-89 points with the only loss coming against Nebraska in Overtime, 86-93 back on November 22, 2019.
- The Jaguars were (11-1) at Home at the FG Clark Activity Center in Baton Rouge and just (6-14) Away.
- The Jaguars played in (2) Overtime games going (1-1) in those games. (Losing to Nebraska (86-93) and beating Prairie View A&M in the last regular season game (89-80).
- The Jaguars were on an (8) game winning streak and had won (14) of the last (16) games before the season was canceled because of COVID-19. During that stretch, Southern was (4-0) at Home and (4-0) on the road. During the (16) game stretch, the Jaguars were (9-0) at Home and (5-2) on the Road.
- The Jaguars averaged (28.8ppg) from the Bench last year. Leading the way was Damiree Burns at (8.6ppg.)

2020-21 Southern Jaguar Leaders

Points:	Shivers	(33)	16.5ppg
Field Goals Made	Shivers	(12)	
Field Goal %	Lee	(55%)	
3-Pointers Made	Lee	(4)	
3-Point %	Lee	(67%)	
Free Throws Made	Burns	(8)	
Free Throw %	Burns	(89%)	
Rebounds	Saddler & Parker	(13)	
Assists	Saddler	(12)	
Blocked Shots	Burns	(2)	
Steals	& Parker Shivers	(4)	

Southern University Men's Basketball Quick Facts

General Info

Location	Baton Rouge, La.
Founded	1880
Enrollment	7,277
Nickname	Jaguars
Colors	Columbia Blue and Gold
President	Dr. Ray L. Belton
Athletics Director	Roman Banks
Conference	Southwestern Athletic
Arena	F.G. Clark Center (7,500)
Website	http://www.gojagsports.com
SU Ath. Twitter	@SouthernUsports
MBB Twitter	@Jaguarhoops
Basketball Seasons:	79 th Season (925-766)
Letters Return/Loses	9/6
Newcomers	8
2019-20 Record	17-15
2020 SWAC Finish	13-5 (2 nd in SWAC)

Coaching Staff:

Head Coach	Sean Woods
Season	3rd
Alma Mater	Kentucky 1992
SWAC Record:	64-45 (5 Seasons, 4 at MVSU and 2 at SU)
Overall Record	151-192 (11 Seasons)
Assistant Coach	Peter Cipriano, Jethro Hillman, Ryan Price, Martiese Morones, Johnny Simmons

Support Staff:

Trainer	Daryl Jenkins
Administrator	Associate AD Rodney Kirschner 225.405.3225
SID Contact	Rodney Kirschner 225.405.3225 SID Mailing Address Overnight Mailing Address A.W. Mumford Field House, 1 Swan St., Baton Rouge, La. 70813





Southern Picked to Finish 2nd In SWAC

The 2020-21 Southern Jaguar team was picked to finish 2nd in the SWAC by the SID's and the Media. The Jaguars received (117) votes with only Texas Southern receiving more with (124) picked to win the regular season.

Prairie View was picked to finish 3rd followed by Jackson St. 4th, Alcorn St. 5th, Grambling St. 6th, Alabama St. 7th, Alabama A&M 8th, Mississippi Valley St. 9th, and Arkansas Pine Bluff 10th.

Jaguar Players Picked On the All-SWAC Team

A couple of Jaguars were selected to appear on the All-SWAC Team. #1 Ashante Shivers Guard and # 13 Micah Bradford also at Guard made the All-SWAC 2nd Team. Shivers is a JR averaged 9.5ppg last year and Bradford averaged 8.8ppg.

Don't Let Micah Bradford Sneak Up On You

#13 Graduate Student **Micah Bradford** is flat out just a good ball player. He started his career at Valparaiso in 2016 and appeared in 33 games his Freshman year and 11 of those he started. He averaged 4.0ppg in 14mpg scoring in double-figures 3 times. As a Soph., he averaged 5.1ppg and 16.4mpg. Then in 2018 as a JR he was injured in the very 1st game of the year against Monmouth on Nov. 16th and he was done for the year. He then transferred to Southern University where he started 31 of 32 games he played in last season for the Jaguars. He averaged 8.8ppg in 24.8mpg. His career high came against Nebraska as he scored 31 points the Jaguars Overtime loss to the Cornhuskers on November 22, 2019. Micah is a Graduate Student majoring in History. He is from Bourbonnais, Ill. and went to High School at Bradley-Bourbonnais HS.

About the Razorbacks



The Arkansas Razorbacks are a perfect 4-0 to start the 2020-21 Basketball Season. They have wins against Miss. Valley St. from the SWAC as well as wins over North Texas, UT Arlington and Lipscomb. The Razorback are averaging 92.2ppg and shooting 48% from the field including 38% from 3-Point Range. Arkansas is led by #5 Moses Moody, a 6'6 FR Guard from Little Rock. He's started all (4) games for Arkansas and shoots 46% from the field and 38% from beyond the arc. #00 Justin Smith is 6'7 GR. SR at Forward and is averaging 12.8ppg. He is 2nd on the team in total Rebounds with 25. Just ahead of him in that category is #23 Connor Vanover grabbing 35 boards to start the season. Vanover is also 3rd on the team in scoring with 11.8ppg. Arkansas lost (6) of their top (7) scores from last season bringing youth to this Razorbacks team. Arkansas has (1) SR and (2) JR's with the rest of the roster made up of (5) FR's (3) Redshirts and (4) Graduate Transfers. Arkansas looks to improve from their 10th place finish in the SEC from last year.



SWAC Basketball Predictions

Place	Team	Points
1 st	Texas Southern	124
2 nd	Southern	117
3 rd	Prairie View A&M	115
4 th	Jackson St.	88
5 th	Alcorn St.	75
6 th	Grambling St.	71
7 th	Alabama St.	59
8 th	Alabama A&M	50
9 th	Miss. Valley St.	33
10 th	Ark. Pine Bluff	28

Southern University COVID Rules

- Each member of the Media must wear mask at all times.
- All members of the media must stand 6 feet from either a coach or a player.
- Media members must call SID Rodney Kirschner for interview request in advance.

UP NEXT



VS
University of
Alabama-
Birmingham
Saturday Dec. 16th at
6:00PM CT.
Bartow Arena-Birmingham

The Southern Jaguars will play their 4th game of the year when they travel to face the Blazers of Alabama-Birmingham. UAB is currently 4-0 by beating teams like Southeastern Louisiana, Alcorn St., Kennesaw St. and Troy. UAB averages 83.3ppg shooting 49% in FG's including 33% from beyond the arc. The Blazers are led by Guard Quan Jackson with 13.8ppg, Guard Michael Ertel-13.3ppg and Guard Jalen Benjamin with 12.0ppg.

SU'S DID YOU KNOW

- SOUTHERN UNIVERSITY WAS FOUNDED BACK 1880.
- SOUTHERN UNIVERSITY IS THE LARGEST HBCU IN LOUISIANA.
- THE JAGUAR BASKETBALL TEAM BEAT GA. TECH IN THE 1993 NCAA TOURNAMENT, 93-87. THEY LOST THE NEXT GAME TO GEORGE WASHINGTON.
- THEY HAVE MADE A TOTAL OF (9) NCAA TOURNAMENTS BY WINNING THE SWAC CONFERENCE TOURNAMENT.



Sean Woods
HEAD COACH
Kentucky '92
3rd Season at Southern
 FAMILY: Dashaynia (Wife),
 Martiese (Son), DeSean (Son)

CAREER RECORD//YEAR-BY-YEAR

YEAR	OVERALL W-L	%	CONF. W-L	NOTE
Mississippi Valley St. (2008-2012)				
2008-09	7-25	.218	7-11	Finished 6 th SWAC
2009-10	9-23	.281	8-10	Finished 7 th SWAC
2010-11	13-19	.406	12-6	Finished 3 rd SWAC
2011-12	21-13	.617	17-1	Finished 1 st SWAC, NCAA Tourn.
Moorehead State (2012-2016)				
2012-13	15-18	.454	8-8	Tied-4 th Ohio Valley
2013-14	20-14	.588	10-6	3 rd Ohio Valley CBI 1 st Round
2014-15	17-17	.500	10-6	3 rd Ohio Valley
2015-16	23-14	.648	11-5	2 nd Ohio Valley CBI Runner-Up
2016-17	2-7	.222	0-0	Resigned
Southern University (2018-Present)				
2018-19	7-25	.218	6-12	Tied-7 th SWAC
2019-2020	17-15	.531	13-5	2 nd SWAC
2020-21	0-2	.000	0-0	-----
TOTAL	151-192	.440	102-69	.596
SOUTHERN	24-42	.373	19-15	.559
Moorehead St.	77-70	.476	39-26	.600
Miss. Valley	50-80	.385	44-28	.611 Won 1 SWAC Title
Southern Record//Home-Neutral				
	W	L	%	
Home (FG Clark)	17	6	.739	
On Road	6	32	.157	
Neutral	1	4	.200	
TOTAL	24	42	.373	

In Conference Tournament (At SU)	1-1
In the NCAA Tournament	0-0
In Post-Season Play	1-1
In All Overtime Games	2-2 at SU



2012 SWAC CHAMPS
 Miss. Valley St.



2012
 NCAA First Four

Trophy Case

- **SWAC Regular Season Champs** (2012) Miss. Valley St.
- **SWAC Tournament Champs** (2012) Miss. Valley St.


Career Honors

- **SWAC Coach of the Year** (2012)
- **Ben Jobe Award** (2012)

Notes

- Was named as the 12th Coach at Southern University on April 12, 2018.
- He guided Southern last year to win 14 of their last 16 games at the end of the season, including a win in the Quarter-Final Round of the SWAC Tournament. The Tournament was then canceled before they played in the Semi-Final Round because of Covid-19.
- He guided Miss. Valley St. to a 17-1 record back in 2012 bringing them to the NCAA First Four play-in game.
- Before becoming a Head Coach, he ran a popular basketball camp which polished such stars a Tony Delk and Antoine Walker. Both played at Kentucky.
- **As a player at Kentucky** from 1988 to 1992, he was coached by Rick Pitino. He played in the one of the "greatest" games of All-Time. Against Duke in NCAA Tournament game 1992, he scored 21 points, including a 10-foot floater over Christian Laettner in overtime. The basket gave Kentucky the lead, 103-102 with 2.1 seconds left. However, Christian Laettner then hit the game winning turnaround shot as time expired to win the game for Duke.
- He played HS basketball in Indianapolis, Indiana at Cathedral High where they would play his games in Butler Field House where the movie, "Hoosiers" was filmed.



	0	TERRELL WILLIAMS R-FR • GUARD • 6-5 • 200 • ARLINGTON, TEXAS • MANSFIELD HS									
	Season Stats					Career Highs					Notes
	PPG	RPG	APG	FG%	3FG%	FT%	Points	0			He redshirted for the 2019-20 basketball season. In high school he averaged 14 PPG, 3 APG his senior season at Mansfield high school. Ranked as one of the state's top 50 players by texashoops.com
	0.0	1.0	0.0	0%	0%	0%	Field Goals	1	vs. Iowa 11-27-20		
Career Stats							Rebounds	1	vs. NCCU 11-26-20 & Iowa 11-27-20		
0.0	1.0	0.0	0%	0%	0%		Assists	0			
							Blocks	0			
							Steals	0			
							Minutes	4	vs. Iowa 11-27-20		

2020-21 Game-By-Game																
Opponent (Date)	Min	FG	FG%	3-FG	3-%	FT	FT%	OFF Reb.	Def. Reb.	Total	PF	Ast	STL	BLK	Points	
NCCU 11/26	3	0-0	0%	0-0	0%	0-0	0%	0	1	1	0	0	0	0	0	
@Iowa 11/27	4	0-1	0%	0-1	0%	0-0	0%	0	1	1	2	0	0	0	0	
@Ark 12/9																
@UAB 12/16																
@UC-River. 12/19																
@Cal. Bapt. 12/21																
PVU 1/2																
TSU 1/4																
@ Grambling 1/9																
@Jackson 1/11																
UAPB 1/16																
MSVU 1/18																
@Ala. A&M 1/23																
@Ala. St. 1/25																
@Alcorn 1/30																
Grambling 2/6																
Jackson St. 2/8																
@UAPB 2/13																
@MSVU 2/15																
Ala. St. 2/20																
Ala. A&M 2/22																
Alcorn 2/27																
@PVU 3/4																
@TSU 3/6																

Career Year By Year

Season	Min	Avg	FG	FG%	3-FG	3-%	FT	FT%	OFF Reb.	Def. Reb.	Total	PF	Ast	STL	BLK	GMS	GS	Points	PPG
2020-21	7	3.5	0-1	0%	0-1	0%	0-0	0%	0	2	2	2	0	0	0	2	0	0	0.0

- **Terrell Williams Jr. Red-Shirted last season.**
- **In his Senior Season at Mansfield HS, Terrell was named 2nd Team All-District and was ranked by TexasHoops.com as one of the state's Top 50 players.**
- **His father, (Terrell Williams Sr.), played football for Tuskegee University and his Mother Trina Williams, played Volleyball at University of Louisiana in Lafayette.**

1

ASHANTE SHIVERS

R-SR • GUARD • 6-4 • 210 • SEAT PLEASANT, MD • MT. ZION PREP • SIENNA

Season Stats

PPG	RPG	APG	FG%	3FG%	FT%
16.5	2.5	4.0	41%	23%	75%

Career Stats @SU (2019/20) & Sienna (2016-19)

7.4	3.4	1.4	40%	33%	73%
------------	------------	------------	------------	------------	------------

Career Highs @su

Points	22 vs. Prairie View 3-7-20 & UC Santa Bar. 12-20-19
Field Goals	7 vs. UC San. Barb. 12-20-20 & NCCU 11/26/20
Rebounds	7 vs. Prairie View 3-7-20
Assists	5 vs. Jackson St. 2-10-20 & NCCU 11-26-20
Blocks	3 vs. Alabama St. 3-10-20
Steals	4 vs. Loyola, La 11-6-19
Minutes	43 vs. NCCU 11-26-20

Notes

This is Shivers' 2nd season as a Jaguar. Last year, Ashante scored 285 points in 30 games averaging 9.5 points per ball game. He also grabbed 117 rebounds as 18 were offensive rebounds and 99 defensive rebounds. He only fouled out in 1 game last year. Ashante shot 39% from the field including 36% from beyond the three points line. He also shot 78% from the FT Line.


2020-21 Game-By-Game																
Opponent (Date)	Min	FG	FG%	3-FG	3-%	FT	FT%	OFF Reb.	Def. Reb.	Total	PF	Ast	STL	BLK	Points	
NCCU 11/26*	43	7-17	41%	2-8	25%	4-6	67%	0	2	2	4	5	3	0	20	
@Iowa 11/27*	29	5-12	42%	1-5	20%	2-2	100%	0	3	3	1	3	1	0	13	
@Ark 12/9																
@UAB 12/16																
@UC-River. 12/19																
@Cal. Bapt. 12/21																
PVU 1/2																
TSU 1/4																
@ Grambling 1/9																
@Jackson 1/11																
UAPB 1/16																
MSVU 1/18																
@Ala. A&M 1/23																
@Ala. St. 1/25																
@Alcorn 1/30																
Grambling 2/6																
Jackson St. 2/8																
@UAPB 2/13																
@MSVU 2/15																
Ala. St. 2/20																
Ala. A&M 2/22																
Alcorn 2/27																
@PVU 3/4																
@TSU 3/6																

*Started

Career Year By Year																
Season	Min	Avg	FG	FG%	3-FG	3-%	FT	FT%	OFF Reb.	Def. Reb.	Total	Ast	STL	BLK	Games	GS
2020-21	72	36.0	12-29	41%	3-13	23%	6-8	75%	0	5	5	8	4	0	2	2
2019-20	769	25.6	86-220	40%	33-92	36%	80-103	78%	18	99	117	56	23	6	30	28
2017-18	796	24.9	88-233	38%	23-75	31%	65-90	72%	37	88	125	42	18	6	32	21
2016-17	599	18.2	42-92	46%	8-24	33%	39-60	65%	19	63	82	33	15	4	33	15
TOT	2,236	23.1	228-574	40%	67-204	33%	190-261	73%	74	255	329	139	60	16	97	66

2016-2018 Ashante Shivers played for Sienna in Div. I. He did not play in the 2018-2019 Season because he transferred to Southern University.

- Started his career at Sienna College in 2016.
- Before that he played at Mt. Zion Prep where led them to a 30-5 record.
- Competed in the 1st Ever LeBron James Classic.
- Hits 40% of Field-Goals for his Career both at Sienna & Southern.
- He's played in 95 College games so far as 30 of them have been at Southern University.



2

HARRISON HENDERSON

GS • FORWARD • 6-11 • 240 • DALLAS, TEXAS • GP HS • USC • MILWAUKEE

Season Stats

PPG	RPG	APG	FG%	3FG%	FT%
5.0	3.0	0.0	50%	50%	50%

Career Stats @USC (2016-18) & @ Milwaukee (2019)

2.2	1.3	0.1	39%	19%	63%
-----	-----	-----	-----	-----	-----

Career Highs *at USC **at Milwaukee

Points	16**	vs. WLC	(11-12-19)
Field Goals	7**	vs. WLC	(11-12-19)
Rebounds	6**	vs. MSU	(11-23-19)
Assists	1**	(2 times)	2019-20
Blocks	1**	(5 times)	2019-20
Steals	2**	vs. UND	(11-19-19)
Minutes	20**	vs. WLC	(11-12-19)

Notes


This is Harrison's first year at Southern University. He played last year at Milwaukee before transferring to Southern. He signed with USC for the 2016/17 season and played his sophomore season at USC before transferring to Milwaukee. He sat out the 2018 season because of NCAA transfer rules. He averaged 3.2 points per game and 1.7 rebounds per contest at Milwaukee last year.

2020-21 Game-By-Game																
Opponent (Date)	Min	FG	FG%	3-FG	3-%	FT	FT%	Off Reb.	Def. Reb.	Total	PF	Ast	STL	BLK	Points	
NCCU 11/26	10	1-1	100%	0-0	0%	0-0	0%	1	1	2	1	0	0	0	2	
@Iowa 11/27	14	3-7	43%	1-2	50%	1-2	50%	3	1	4	5	0	0	0	8	
@Ark 12/9																
@UAB 12/16																
@UC-River 12/19																
@Cal. Bapt. 12/21																
PVU 1/2																
TSU 1/4																
@ Grambling 1/9																
@Jackson 1/11																
UAPB 1/16																
MSVU 1/18																
@Ala. A&M 1/23																
@Ala. St. 1/25																
@Alcorn 1/30																
Grambling 2/6																
Jackson St. 2/8																
@UAPB 2/13																
@MSVU 2/15																
Ala. St. 2/20																
Ala. A&M 2/22																
Alcorn 2/27																
@PVU 3/4																
@TSU 3/6																

Career Year By Year																
Season	Min	Avg	FG	FG%	3-FG	3-%	FT	FT%	Off Reb.	Def. Reb.	Total	Ast	STL	BLK	Games	GS
2020-21	24	12.0	4-8	50%	1-2	50%	1-2	50%	4	2	6	0	0	0	2	0
2019-20	237	8.8	30-73	36%	1-12	.083%	26-37	70%	15	32	47	2	4	5	27	0
2017-18	26	2.4	2-10	20%	0-2	0%	0-0	0%	2	4	6	0	0	0	11	0
2016-17	50	3.8	5-14	36%	2-5	40%	5-12	42%	1	11	12	2	2	4	13	0
TOT	337	6.4	41-105	39%	4-21	19%	32-51	63%	22	49	71	4	6	9	53	0

**Harrison Henderson played at USC 2016-2018; Sat out 2018-2019 season because of transfer rules; Played at Milwaukee 2019-2020.

- **Started his career at USC in 2016-2017 Season.**
- **Out of HS, he was a 3-Star recruit and was ranked #265 Nationally by 24/7Sports and was ranked #17 in the State of Texas.**
- **He was also was an Academic 1st Team Selection and part of the National Honor Society Member.**
- **His father, Phil played at Duke from 1987-1990 making (3) Final Fours. He passed away in 2013.**



4

ISAIAH ROLLINS JR • GUARD • 6-3 • 185 • OPELOUSAS, LA • NORTHSIDE HS

Season Stats

PPG	RPG	APG	FG%	3FG%	FT%
0.0	0.0	0.0	0%	0%	0%

Career Stats

2.5	1.2	0.5	31%	31%	52%
-----	-----	-----	-----	-----	-----

Career Highs

Points	13	vs. Butler	(12-14-19)
Field Goals	5	vs. Butler	(12-14-19)
Rebounds	6	vs. Butler	(12-14-19)
Assists	3	vs. Calif. Baptist	(12-18-19)
Blocks	1	(3 times)	(2019-20)
Steals	2	vs. Wright St.	(12-12-19)
Minutes	27	vs. Butler	(12-14-19)

Notes


Isaiah averaged 3.0 points per game in 28 contests last year for the Jaguars. He started five of those games. He scored a career high against the Butler Bulldogs last year scoring 13 points playing 27 minutes. He hit 38% of his 3 point shots last year going 20 of 53 from beyond the arc.

2020-21 Game-By-Game																
Opponent (Date)	Min	FG	FG%	3-FG	3-%	FT	FT%	OFF Reb.	Def. Reb.	Total	PF	Ast	STL	BLK	Points	
NCCU 11/26	7	0-1	0%	0-0	0%	0-0	0%	0	0	0	0	0	0	0	0	
@Iowa 11/27	5	0-4	0%	0-4	0%	0-0	0%	0	0	0	2	0	1	0	0	
@Ark 12/9																
@UAB 12/16																
@UC-River. 12/19																
@Cal. Bapt. 12/21																
PVU 1/2																
TSU 1/4																
@ Grambling 1/9																
@Jackson 1/11																
UAPB 1/16																
MSVU 1/18																
@Ala. A&M 1/23																
@Ala. St. 1/25																
@Alcorn 1/30																
Grambling 2/6																
Jackson St. 2/8																
@UAPB 2/13																
@MSVU 2/15																
Ala. St. 2/20																
Ala. A&M 2/22																
Alcorn 2/27																
@PVU 3/4																
@TSU 3/6																

Career Year By Year																
Season	Min	Avg	FG	FG%	3-FG	3-%	FT	FT%	OFF Reb.	Def. Reb.	Total	Ast	STL	BLK	Games	GS
2020-21	12	6.0	0-5	0%	0-4	0%	0-0	0%	0	0	0	0	1	0	2	0
2019-20	250	9.0	29-88	33%	20-53	38%	5-14	36%	11	27	38	16	13	3	28	5
2018-19	249	9.9	20-66	30%	7-31	23%	9-13	69%	5	21	24	10	8	1	26	0
TOT	511	9.1	49-159	31%	27-88	31%	14-27	52%	16	48	64	26	22	4	56	5

- From Op'po'lou'sas, Louisiana.
- Played at Northside HS.
- His nickname is "Rolo"
- Signed to play at Southern University straight out of HS in 2018.
- Returns as the Highest Shooting PCT from 3-Point land at 38% and hits 32% for his career.
- He started 5 game last year but has a bigger role coming off the bench.
- Last year he scored in Double-Figures (3) games getting his Career High against #18 Butler last year with 13 Points.

10



5

JAYDEN SADDLER JR • GUARD • 6-1 • 195 • ABERDEEN, MD • SKYLINE HS • MT. ZION PREP

Season Stats

PPG	RPG	APG	FG%	3FG%	FT%
12.0	6.5	6.0	45%	0%	75%
Career Stats					
7.6	2.9	3.0	49%	26%	71%

Career Highs

Points	20	vs. Jackson St.	(2-11-19)
Field Goals	7	vs. N.C. Central	(11-24-18)
Rebounds	7	vs. Prairie View	(3-7-19)
Assists	8	vs. Texas Southern	(3-5-20)
Blocks	1	(2 times)	(2019-20)
Steals	5	vs. Alabama A&M	(1-26-19)
Minutes	38	vs. Jackson St.	(2-11-19) & NCCU 11-27-20

Notes


Jayden is entering his third season for the Jaguars. He played in only 20 games last year due to an injury. Jayden shot 47% from the field last year and shoots 49% from the field for his career. As a Freshman at Southern, Jayden shot 50% from the field in 28 games. He has scored 356 points in 47 games for his career at Southern. That is an average of 7.6 points per ball game.

2020-21 Game-By-Game																	
Opponent (Date)	Min	FG	FG%	3-FG	3-%	FT	FT%	OFF Reb.	Def. Reb.	Total	PF	Ast	STL	BLK	Points		
NCCU 11/26*	38	5-10	50%	0-1	0%	2-2	100%	3	5	8	4	7	1	0	12		
@Iowa 11/27*	32	4-10	40%	0-1	0%	4-6	67%	2	3	5	4	5	0	0	12		
@Ark 12/9																	
@UAB 12/16																	
@UC-River. 12/19																	
@Cal. Bapt. 12/21																	
PVU 1/2																	
TSU 1/4																	
@ Grambling 1/9																	
@Jackson 1/11																	
UAPB 1/16																	
MSVU 1/18																	
@Ala. A&M 1/23																	
@Ala. St. 1/25																	
@Alcorn 1/30																	
Grambling 2/6																	
Jackson St. 2/8																	
@UAPB 2/13																	
@MSVU 2/15																	
Ala. St. 2/20																	
Ala. A&M 2/22																	
Alcorn 2/27																	
@PVU 3/4																	

*Started

Career Year By Year																		
Season	Min	Avg	FG	FG%	3-FG	3-%	FT	FT%	Off Reb.	Def. Reb	Total	Ast	STL	BLK	Games	GS	Points	PPG
2020-21	70	35.0	9-20	45%	0-2	0%	6-8	75%	5	8	13	12	1	0	2	2	24	12.0
2019-20	400	20.0	50-105	48%	3-15	20%	18-27	67%	11	43	54	40	22	2	20	9	121	6.1
2018-19	810	28.9	88-178	49%	7-21	33%	52-72	72%	21	58	79	100	45	3	28	28	235	8.4
TOT	1,280	25.6	147-303	49%	10-38	26%	76-107	71%	37	109	146	152	68	5	50	39	380	7.6

- Signed to play at Southern University straight out of HS in 2018.
- He played HS ball at Mt. Zion Prep School in Lanham, Maryland, which is 60 miles from where he was born in Aberdeen, MD.
- His nickname is "Toot"
- His career shooting PCT is at 49% in Field-Goals and doesn't take a lot of 3-Point shots with only 36 Attempts for his career.
- He has 140 Assists in his career getting 100 in his Freshman year at Southern.
- He has 67 Steals in his career getting 22 last year.



10

DELOR JOHNSON

SO • FORWARD • 6-3 • 195 • HOUSTON, TEXAS • CYPRESS RANCH HS

Season Stats

PPG	RPG	APG	FG%	3FG%	FT%
1.0	0.5	0.0	50%	0%	0%

Career Stats

2.1	1.4	0.3	32%	17%	44%
------------	------------	------------	------------	------------	------------

Career Highs

Points	7	(2 times)	(2019-20)
Field Goals	3	(2 times)	(2019-20)
Rebounds	5	vs. UAPB	(3-15-20)
Assists	4	vs. UAPB	(3-15-20)
Blocks	2	vs. Butler	(12-14-19)
Steals	1	(4 times)	(2019-20)
Minutes	17	vs. Wright St.	(12-12-19)


Notes

This is Delor's 2nd season with the Jaguars. Last year he played in 12 games and scored 27 points for an average of 2.3 points per game. Delor Averaged about 9 minutes per game grabbing 19 rebounds and had 5 blocked shots on the year. As a senior at Cypress ranch high school, Johnson averaged 19.7 points per ball game and was rated one of the top 25 players in the Houston area by RCSsports.com

2020-21 Game-By-Game		Min	FG	FG%	3-FG	3-%	FT	FT%	Off Reb.	Def. Reb.	Total	PF	Ast	STL	BLK	Points
NCCU	11/26	2	0-1	0%	0-0	0%	0-0	0%	0	0	0	0	0	0	0	0
@Iowa	11/27	7	1-1	100%	0-0	0%	0-0	0%	1	0	1	1	0	0	0	2
@Ark	12/9															
@UAB	12/16															
@UC-River	12/19															
@Cal. Bapt.	12/21															
PVU	1/2															
TSU	1/4															
@ Grambling	1/9															
@Jackson	1/11															
UAPB	1/16															
MSVU	1/18															
@Ala. A&M	1/23															
@Ala. St.	1/25															
@Alcorn	1/30															
Grambling	2/6															
Jackson St.	2/8															
@UAPB	2/13															
@MSVU	2/15															
Ala. St.	2/20															
Ala. A&M	2/22															
Alcorn	2/27															
@PVU	3/4															

Career Year By Year		Min	Avg	FG	FG%	3-FG	3-%	FT	FT%	OFF Reb.	Def. Reb	Total	Ast	STL	BLK	Games	GS	Points	PPG
2020-21	9	4.5	1-2	50%	0-0	0%	0-0	0%	1	0	1	0	0	0	2	0	2	1.0	
2019-20	112	9.3	11-35	31%	1-6	17%	4-9	44%	8	11	19	5	4	5	12	0	27	2.3	
TOT	121	8.6	12-37	32%	1-6	17%	4-9	44%	9	11	20	5	4	5	14	0	29	2.1	

- **Signed to play at Southern University straight out of Cypress Ranch HS which is in Texas in 2019.**
- **Rated as one of the Top 25 Players in the Houston area by RCS.sports.com and in the Top 60 in the state of Texas by TexasHoops.com.**
- **His nickname is "DJ".**



11

DESEAN WOODS

FR • GUARD • 6-0 • 165 • LEXINGTON, KY • DUNHAM HS • CORE4 PREP

Season Stats

PPG	RPG	APG	FG%	3FG%	FT%
0.0	0.0	0.0	0%	0%	0%

Career Stats

0.0	0.0	0.0	0%	0%	0%
-----	-----	-----	----	----	----

Career Highs

Points	0
Field Goals	0
Rebounds	0
Assists	0
Blocks	0
Steals	0
Minutes	0


Notes

DeSean is the son of head coach Sean Woods. He played at Dunham high school here in Louisiana last year, guiding them to a 32-6 record and state runner up in the LHSAA Division III championship game. He averaged 14.3 points per game and 9.1 assist. He played his post graduate ball at Core4Prep Academy in Atlanta, Georgia.

2020-21 Game-By-Game		Min	FG	FG%	3-FG	3-%	FT	FT%	Off Reb.	Def. Reb.	Total	PF	Ast	STL	BLK	Points
NCCU 11/26		DNP	DNP	DNP	DNP	DNP	DNP	DNP	DNP	DNP	DNP	DNP	DNP	DNP	DNP	DNP
@Iowa 11/27		DNP	DNP	DNP	DNP	DNP	DNP	DNP	DNP	DNP	DNP	DNP	DNP	DNP	DNP	DNP
@Ark 12/9																
@UAB 12/16																
@UC-River. 12/19																
@Cal. Bapt. 12/21																
PVU 1/2																
TSU 1/4																
@ Grambling 1/9																
@Jackson 1/11																
UAPB 1/16																
MSVU 1/18																
@Ala. A&M 1/23																
@Ala. St. 1/25																
@Alcorn 1/30																
Grambling 2/6																
Jackson St. 2/8																
@UAPB 2/13																
@MSVU 2/15																
Ala. St. 2/20																
Ala. A&M 2/22																
Alcorn 2/27																
@PVU 3/4																

Career Year By Year		Min	Avg	FG	FG%	3-FG	3-%	FT	FT%	Off Reb.	Def. Reb.	Total	Ast	STL	BLK	Games	GS	Points	PPG
2020-21		0	0.0	0-0	0%	0-0	0%	0-0	0%	0	0	0	0	0	0	0	0	0	0.0

- **Played HS ball as a SR. at Dunham HS near Baton Rouge as a Senior. He averaged 14.3ppg at Dunham and led them to a 32-6 record. They made it to the LHSAA Division III Championship game.**
- **After finishing there he went to Core4Prep in Atlanta.**
- **He started his HS ball at Rowan County in Kentucky his FR & SO seasons before transferring to DeLand HS in Florida as a JR. where he averaged 13.7ppg as the team went 22-7.**
- **He is the son of Head Coach Sean Woods.**



40

DAMAIREE BURNS

SO • FORWARD • 6-7 • 210 • NEW ORLEANS, LA. • SOPHIE B WRIGHT HS

Season Stats

PPG	RPG	APG	FG%	3FG%	FT%
12.0	3.0	0.0	53%	0%	89%
Career Stats					
8.8	4.7	0.9	53%	29%	71%

Career Highs

Points	33	vs. Ecclesia	(11-18-19)
Field Goals	14	vs. Ecclesia	(11-18-19)
Rebounds	13	vs. IUPUI	(11-26-19)
Assists	5	vs. Alabama A&M	(2-24-20)
Blocks	2	(2 times)	(2019-20)
Steals	4	vs. Ecclesia	(11-18-19)
Minutes	37	vs. Butler	(12-14-19)

Notes


He is one of the most highly recruited players in Southern's history. He was named NOLA Metro player of the year in 2019 and USA Today's 1st Team All-State. He leads SU as a returner in FG Made (104), FG% (53%), Rebounds (154) and in Blocked Shots with (11). He scored in Double Figures in 13 games and had 2 games in Double Figures in Rebounds.

2020-21 Game-By-Game																
Opponent (Date)	Min	FG	FG%	3-FG	3-%	FT	FT%	Off Reb.	Def. Reb.	Total	PF	Ast	STL	BLK	Points	
NCCU 11/26*	20	5-7	71%	0-0	0%	4-5	80%	2	2	4	5	0	1	1	14	
@Iowa 11/27*	18	3-8	38%	0-0	0%	4-4	100%	2	0	2	4	0	0	1	10	
@Ark 12/9																
@UAB 12/16																
@UC-River. 12/19																
@Cal. Bapt. 12/21																
PVU 1/2																
TSU 1/4																
@ Grambling 1/9																
@Jackson 1/11																
UAPB 1/16																
MSVU 1/18																
@Ala. A&M 1/23																
@Ala. St. 1/25																
@Alcorn 1/30																
Grambling 2/6																
Jackson St. 2/8																
@UAPB 2/13																
@MSVU 2/15																
Ala. St. 2/20																
Ala. A&M 2/22																
Alcorn 2/27																
@PVU 3/4																

*Started

Career Year By Year																
Season	Min	Avg	FG	FG%	3-FG	3-%	FT	FT%	Off Reb.	Def. Reb.	Total	Ast	STL	BLK	Games	GS
2020-21	38	19.0	8-15	53%	0-0	0%	8-9	89%	4	2	6	0	1	2	2	24
2019-20	594	18.6	104-198	53%	2-7	29%	65-94	69%	59	95	154	30	27	11	32	1
TOT	632	18.6	112-213	53%	2-7	29%	73-103	71%	63	97	160	30	28	13	34	3

- Burns wore #2 last year and this year changes to #55.
- One of the most Highly recruited players in Southern Basketball History. His SR at Sophie B Wright HS, he was named USA Today's 1st Louisiana Team, LSWA Class 3-A All-State Selection, La. Coaches Assoc. 1st Team, District 9-3A Co-MVP, 2019 New Orleans Metro Player of the Year and the 1st Team 3-A All-State Team.
- He signed to play basketball at Southern University in 2019 with Coach Sean Woods recruiting him.
- He leads several categories as "Top Returner" in Field Goals Made (104), Field Goal % (53), Rebounds (154) and Blocked Shots with (11).



13

MICHAH BRADFORD

GS • GUARD • 6-1 • 170 • BOURBONNAIS, IL • BRADLEY BOUR. HS • VALPARAISO

Season Stats

PPG	RPG	APG	FG%	3FG%	FT%
3.0	3.0	2.0	33%	100%	0%
Career Stats @Southern (2019) & Valparaiso (2016-18)					
5.8	1.7	2.1	34%	30%	63%

Career Highs at*SU at Valparaiso **

Points	31*	vs. Nebraska	(11-22-19)
Field Goals	11*	vs. Nebraska	(11-22-19)
Rebounds	6*	vs. Alabama St.	(3-10-20)
Assists	8*	vs. Alcorn St.	(2-1-20)
Blocks	1**	(2 times)	(2017-18)
Steals	3*	(3 times)	(2019-20)
Minutes	41*	vs. Nebraska	11-22-19)

Notes

Micah Led the Jaguars last year in 3-Point shots made (40), FT shots made (66) and in Assists with (108). He scored his career high last year against Nebraska with 31 points and played in 41 minutes of that game. Last year, Bradford hit 36% of his field goals including 33% from 3-Point land. He also had 32 steals last year including getting 3 steals each in 4 different games.

2020-21 Game-By-Game																
Opponent (Date)	Min	FG	FG%	3-FG	3-%	FT	FT%	OFF Reb.	Def. Reb.	Total	PF	Ast	STL	BLK	Points	
NCCU 11/26	11	1-3	33%	1-1	100%	0-0	0%	0	3	3	1	2	0	1	3	
@Iowa 11/27	DNP	DNP	DNP	DNP	DNP	DNP	DNP	DNP	DNP	DNP	DNP	DNP	DNP	DNP	DNP	
@Ark 12/9																
@UAB 12/16																
@UC-River. 12/19																
@Cal. Bapt. 12/21																
PVU 1/2																
TSU 1/4																
@ Grambling 1/9																
@Jackson 1/11																
UAPB 1/16																
MSVU 1/18																
@Ala. A&M 1/23																
@Ala. St. 1/25																
@Alcorn 1/30																
Grambling 2/6																
Jackson St. 2/8																
@UAPB 2/13																
@MSVU 2/15																
Ala. St. 2/20																
Ala. A&M 2/22																
Alcorn 2/27																
@PVU 3/4																

Career Year By Year																
Season	Min	Avg	FG	FG%	3-FG	3-%	FT	FT%	OFF Reb.	Def. Reb.	Total	Ast	STL	BLK	Games	GS
2020-21	11	11.0	1-3	33%	1-1	100%	0-0	0%	0	3	3	2	0	1	0	3
2019-20	789	24.7	87-238	37%	40-121	33%	66-89	74%	13	59	72	107	34	0	32	31
2018-19	3	3.0	0-0	0%	0-0	0%	0-0	0%	0	0	0	0	0	0	1	0
2017-18	506	16.3	55-161	34%	25-91	28%	24-49	49%	4	41	45	68	21	2	31	0
2016-17	461	14.0	46-149	31%	25-85	29%	14-25	56%	5	42	47	26	12	0	33	12
TOT	1770	18.6	189-551	34%	91-298	30%	104-163	64%	22	145	167	203	67	3	98	43

**Started at Valparaiso 2016-2018 seasons; At Southern 2019-2020 season.

- Got injured in his JR season at Valparaiso and received a Medical Red-shirt.
- He's in Graduate School at Southern University majoring in History.
- Was a 4-Year Letterman for Bradley-Bourbonnais HS in Illinois. He averaged 21ppg and was ranked as a Top 20 Prospect in the state of Illinois. He finished as the School's All-Time Scorer.
- He signed with Valparaiso in 2016 averaged 14.9 minutes per game.
- He started 31 of the 32 games he played last year for Southern University.
- His best game at Southern came at Nebraska last year when he scored 31 points in the Overtime loss to the Cornhuskers, 93-86. He hit 27 points against Alcorn St. the 1st time he played them in Baton Rouge.

20

LAMARCUS LEE

R-SR • GUARD • 6-2 • 185 • BATON ROUGE, LA • SCOTLANDVILLE HS • COPIAH CC/S.J CC.

Season Stats

PPG	RPG	APG	FG%	3FG%	FT%
8.0	3.0	2.0	55%	67%	0%

Career Stats at Southern only

7.2	4.0	1.3	45%	31%	67%
-----	-----	-----	-----	-----	-----

Career Highs

Points	26	vs. Alcorn St.	(2-1-20)
Field Goals	13	(3 times)	(2019-20)
Rebounds	11	vs. Alcorn St.	(2-1-20)
Assists	5	vs. Miss. Valley	(11-22-19)
Blocks	2	vs. Nebraska	(11-22-19)
Steals	7	vs. UAPB	(1-18-20)
Minutes	38	vs. Miss. Valley	(1-20-20)

Notes

Lee led the team last year in steals with 33 including 7 against UAPB. He shot 45% from the field including 28% from 3-point land. He got a career high 26 points against Alcorn last year. This will mark his 2nd season with the Jaguars. The Baton Rouge native played his High School basketball at Scotlandville under former Southern standout coach Carlos Sample.

2020-21 Game-By-Game


Opponent (Date)	Min	FG	FG%	3-FG	3-%	FT	FT%	Off Reb.	Def. Reb.	Total	PF	Ast	STL	BLK	Points
NCCU 11/26*	21	2-5	40%	1-2	50%	0-0	0%	0	2	2	5	2	2	0	5
@Iowa 11/27*	25	4-7	57%	3-4	75%	0-0	0%	2	2	4	3	2	0	0	11
@Ark 12/9															
@UAB 12/16															
@UC-River. 12/19															
@Cal. Bapt. 12/21															
PVU 1/2															
TSU 1/4															
@ Grambling 1/9															
@Jackson 1/11															
UAPB 1/16															
MSVU 1/18															
@Ala. A&M 1/23															
@Ala. St. 1/25															
@Alcorn 1/30															
Grambling 2/6															
Jackson St. 2/8															
@UAPB 2/13															
@MSVU 2/15															
Ala. St. 2/20															
Ala. A&M 2/22															
Alcorn 2/27															
@PVU 3/4															

*Started

Career Year By Year

Season	Min	Avg	FG	FG%	3-FG	3-%	FT	FT%	Off Reb.	Def. Reb.	Total	Ast	STL	BLK	Games	GS	Points	PPG
2020-21	46	23.0	6-11	55%	4-6	67%	0-0	0%	2	4	6	4	2	0	2	2	16	8.0
2019-20	702	23.4	84-187	45%	16-58	28%	31-46	67%	34	87	121	37	33	4	30	24	215	7.2
TOT	748	23.4	90-198	45%	20-64	31%	31-46	67%	36	91	127	41	35	4	32	26	231	7.2

- Lee is from Baton Rouge. Played his HS ball 4 minutes away from Southern University at Scotlandville HS. He originally signed to play basketball at New Mexico but went to Copiah CC in Mississippi instead.
- He signed with Copiah Lincoln CC in 2016 and averaged 15.6ppg and shot 40% in Field-Goals. He was named to the MACJC All 2nd Team as a Freshman in 2016-17 season.
- He then transferred to San Jacinto CC in Texas as Soph. (2017-18) and averaged 5.5ppg.
- He sat out the 2018-19 Season before playing at Southern University last year, 2019-20 Season.
- His best game as a Jaguar came against Alcorn St. where he scored 26 points in front the home crowd at the FG Clark Activity Center.
- He had 33 steals last year for Southern which is the top returner for the Jaguars. He also grabbed 122 Rebounds last year with 88 coming on the Defensive boards.



22

ANDRE ALLEN

SR • FORWARD • 6-9 • 215 • LOS ANGELES, CA • BALBOA CITY HS • ARIZ. WEST CC / ARIZ. ST

Season Stats

PPG	RPG	APG	FG%	3FG%	FT%
0.0	1.5	0.0	0%	0%	0%

Career Stats at Arizona St only (2019-20)

0.0	1.2	0.0	0%	0%	0%
------------	------------	------------	-----------	-----------	-----------

Career Highs at Arizona St**

Points	0
Field Goals	0
Rebounds	2** vs. Colorado (11-8-19)
Assists	0
Blocks	0
Steals	0
Minutes	6 vs. Colorado (11-8-19)

Notes


This is Andre's first year with Southern University. He played in 4 games last year for Arizona State before redshirting. Before that he played at Arizona Western Community College from 2017 to 2019. He was a 3-star prospect by 24/7 sports and was ranked 12th best player in the nation in Junior College. He averaged 13.3 points per ball game in the 2018 season.

Opponent (Date)	Min	FG	FG%	3-FG	3-%	FT	FT%	OFF Reb.	Def. Reb.	Total	PF	Ast	STL	BLK	Points
NCCU 11/26	6	0-2	0%	0-0	0%	0-0	0%	1	2	3	0	0	0	0	0
@Iowa 11/27	6	0-0	0%	0-0	0%	0-0	0%	0	0	0	2	0	0	0	0
@Ark 12/9															
@UAB 12/16															
@UC-River. 12/19															
@Cal. Bapt. 12/21															
PVU 1/2															
TSU 1/4															
@ Grambling 1/9															
@Jackson 1/11															
UAPB 1/16															
MSVU 1/18															
@Ala. A&M 1/23															
@Ala. St. 1/25															
@Alcorn 1/30															
Grambling 2/6															
Jackson St. 2/8															
@UAPB 2/13															
@MSVU 2/15															
Ala. St. 2/20															
Ala. A&M 2/22															
Alcorn 2/27															
@PVU 3/4															

Season	Min	Avg	FG	FG%	3-FG	3-%	FT	FT%	OFF Reb.	Def. Reb.	Total	Ast	STL	BLK	Games	GS	Points	PPG
2020-21	12	6.0	0-2	0%	0-0	0%	0-0	0%	1	2	3	0	0	0	2	0	0	0.0
2019-20	13	3.2	0-0	0%	0-0	0%	0-0	0%	0	4	4	0	0	0	4	0	0	0.0
TOT	25	5.0	0-2	0%	0-0	0%	0-0	0%	1	6	7	0	0	0	6	0	0	0.0

**Played at Arizona St. 2019-2020 Season.


- He signed to play at University of Buffalo out of HS but left due to a coaching change. He then started his career at Arizona Western CC in 2017-2018 Season. He played there his FR. & Soph years before transferring to Arizona St. last year (2019-20). He played in only 4 games as a JR there before transferring to Southern University for his Senior season this year.
- He averaged 10.1ppg his Fr. Season at Arizona Western CC and scored a career best 27 points against Tohono O'odham CC. As a Soph. he was ranked the 12th Best JUCO player. He averaged 13.3ppg his Soph. year and shot 47% from the Field.
- His JR season he transferred to Arizona St. Sun Devils under Coach Bobby Hurley.

	23	JAMES EDWARDS R-SR • CENTER • 6-11 • 205 • SEATTLE, WA • FRANKLIN HS • WESTERN TEXAS COLLEGE													
	Season Stats							Career Highs at Southern only							Notes This is the 2nd season he played in Southern for James Edwards. Last year he played in 6 games before getting injured. His best performance came against Ecclesia when he scored 8 points. His Freshman year at West TX college in 2017 he averaged 5.1 points per game and in 2018 he averaged 4.9ppg. He grabbed 156 Rebounds in the 2 years at West Texas in 49 games played.
	PPG	RPG	APG	FG%	3FG%	FT%		Points	8	vs. Ecclesia	(11-18-19)				
	0.0	0.0	0.0	0%	0%	0%		Field Goals	3	vs. Ecclesia	(11-18-19)				
Career Stats at Southern only								Rebounds	4	(2 times)	(2019-20)				
2.5	1.7	0.0	50%	0%	63%		Assists	0							
							Blocks	0							
							Steals	1	vs. Butler	(12-14-19)					
							Minutes	12	vs. Wright St.	12-12-19)					

2020-21 Game-By-Game																	
Opponent (Date)	Min	FG	FG%	3-FG	3-%	FT	FT%	OFF Reb.	Def. Reb.	Total	PF	Ast	STL	BLK	Points		
NCCU 11/26	DNP	DNP	DNP	DNP	DNP	DNP	DNP	DNP	DNP	DNP	DNP	DNP	DNP	DNP	DNP		
@Iowa 11/27	DNP	DNP	DNP	DNP	DNP	DNP	DNP	DNP	DNP	DNP	DNP	DNP	DNP	DNP	DNP		
@Ark 12/9																	
@UAB 12/16																	
@UC-River. 12/19																	
@Cal. Bapt. 12/21																	
PVU 1/2																	
TSU 1/4																	
@ Grambling 1/9																	
@Jackson 1/11																	
UAPB 1/16																	
MSVU 1/18																	
@Ala. A&M 1/23																	
@Ala. St. 1/25																	
@Alcorn 1/30																	
Grambling 2/6																	
Jackson St. 2/8																	
@UAPB 2/13																	
@MSVU 2/15																	
Ala. St. 2/20																	
Ala. A&M 2/22																	
Alcorn 2/27																	
@PVU 3/4																	

Career Year By Year																		
Season	Min	Avg	FG	FG%	3-FG	3-%	FT	FT%	Off Reb.	Def. Reb	Total	Ast	STL	BLK	Games	GS	Points	PPG
2020-21	0	0.0	0-0	0%	0-0	0%	0-0	0%	0	0	0	0	0	0	0	0	0	0.0
2019-20	44	7.3	5-10	50%	0-0	0%	5-8	63%	3	7	10	0	1	0	6	0	15	2.5
TOT	44	7.3	5-10	50%	0-0	0%	5-8	63%	3	7	10	0	1	0	6	0	15	2.5

- Edwards had a foot injury last year allowing him to play in only 6 games last year for the Jaguars.
- James started his career at Oakland University in Michigan in 2016-2017 season.
- He then transferred to Western Texas College, a JR College.
- He averaged 5.1ppg as a R-FR and 4.9ppg as a R-SO before transferring to Southern University for his R-JR. season last year.
- James Edwards' father, James "Buddha" Edwards, played for the Detroit Pistons in 1989 and 1990 winning back-to-back NBA Championships during the "Bad Boys" era.



24

ANDRE TOURE JR • FORWARD • 6-8 • 210 • PARIS, FRANCE • ST. BENEDICT PREP • HOWARD

Season Stats

PPG	RPG	APG	FG%	3FG%	FT%
2.0	3.0	0.5	17%	0%	100%

Career Stats at Howard (2018-20)

3.6	2.7	0.6	42%	13%	38%
-----	-----	-----	-----	-----	-----

Career Highs **at Howard

Points	14	vs. Morgan St.	(2-25-19)
Field Goals	6	vs. Morgan St.	(2-25-19)
Rebounds	10	vs. Morgan St.	(1-15-19)
Assists	3	(2 times)	2019 & 2020
Blocks	3	vs. Regent	(11-13-18)
Steals	3	vs. Regent	(12-18-19)
Minutes	34	vs. George Wash.	(11-9-19)


Notes

This is Andre's 1st year with the Jaguars. He made the 2020 MEAC All-Academic team. He had 144 total rebounds in his two years at Howard. He shot 43% from the field in his career. He played for the U19 Russian National Team and won 2 Prep school Championships at Saint Benedict's prep school. In his Senior season he led Saint Benedict's to a Top 10 Ranking in the country.

2020-21 Game-By-Game																
Opponent (Date)	Min	FG	FG%	3-FG	3-%	FT	FT%	Off Reb.	Def. Reb.	Total	PF	Ast	STL	BLK	Points	
NCCU 11/26	8	0-2	0%	0-0	0%	0-0	0%	0	2	2	0	0	0	0	0	
@Iowa 11/27	14	1-4	25%	0-0	0%	2-2	100%	2	2	4	0	1	1	0	4	
@Ark 12/9																
@UAB 12/16																
@UC-River 12/19																
@Cal. Bapt. 12/21																
PVU 1/2																
TSU 1/4																
@ Grambling 1/9																
@Jackson 1/11																
UAPB 1/16																
MSVU 1/18																
@Ala. A&M 1/23																
@Ala. St. 1/25																
@Alcorn 1/30																
Grambling 2/6																
Jackson St. 2/8																
@UAPB 2/13																
@MSVU 2/15																
Ala. St. 2/20																
Ala. A&M 2/22																
Alcorn 2/27																
@PVU 3/4																

Career Year By Year																
Season	Min	Avg	FG	FG%	3-FG	3-%	FT	FT%	Off Reb.	Def. Reb.	Total	Ast	STL	BLK	Games	Points
2020-21	22	11.0	1-6	17%	0-0	0%	2-2	100%	2	4	6	1	1	0	2	2.0
2019-20	321	12.3	24-61	39%	1-11	.091%	7-25	28%	17	33	50	16	11	8	26	2.2
2018-19	514	18.4	56-127	44%	3-20	15%	24-60	40%	37	57	94	16	15	19	28	5.0
TOT	857	15.3	81-194	42%	4-31	13%	33-87	38%	56	94	150	33	27	27	56	3.6

- Andre played HS ball St. Benedict's Prep School in Newark, NJ. He was a part of 2 Championships.
- He also played for the U19 Russian National Team.
- He signed to play with Howard University in Wash. D.C for the 2018-2019 Season. He was selected as the MEAC's Rookie of the Week twice as a FR. Scoring in Double-Figures 4 times.
- As a Soph. at Howard, he was named to the 2020 MEAC Commissioner's All-Academic Team. He recorded 8 Blocked shots his Soph. year and notched 19 in his FR. Season. He also grabbed 144 Rebounds at Howard in his 2 years there including 94 his FR year.
- He was raised in Paris, France by his Nigerian father and Russian mother.



25

SAMKELO CELE JR • FORWARD • 6-5 • 210 • DUBIN, So. AFRICA • BULL CITY PREP • NE OKLA. A&M COLLEGE

Season Stats

PPG	RPG	APG	FG%	3FG%	FT%
1.5	1.0	0.0	17%	50%	0%
Career Stats at Southern only					
1.5	1.0	0.0	17%	50%	0%

Career Highs at Southern only

Points	3	vs. Iowa 11-27-20
Field Goals	1	vs. Iowa 11-27-20
Rebounds	2	vs. Iowa 11-27-20
Assists	0	
Blocks	0	
Steals	1	vs. Iowa 11-27-20
Minutes	13	vs. Iowa 11-27-20

Notes


This is his 1st year at Southern University. He played his first 2 seasons at Northeastern Oklahoma A&M College. He played at Bull City Prep Academy in Durham NC but is from Durban South Africa. Last year, he averaged 15.3ppg and 9.1rpg. He also shot 80% from the FT Line. He scored a career best 26 points last year vs. Relands CC.

2020-21 Game-By-Game																
Opponent (Date)	Min	FG	FG%	3-FG	3-%	FT	FT%	OFF Reb.	Def. Reb.	Total	PF	Ast	STL	BLK	Points	
NCCU 11/26	1	0-0	0%	0-0	0%	0-0	0%	0	0	0	0	0	0	0	0	
@Iowa 11/27	13	1-6	17%	1-2	50%	0-0	0%	0	2	2	0	0	1	0	3	
@Ark 12/9																
@UAB 12/16																
@UC-River 12/19																
@Cal. Bapt. 12/21																
PVU 1/2																
TSU 1/4																
@ Grambling 1/9																
@Jackson 1/11																
UAPB 1/16																
MSVU 1/18																
@Ala. A&M 1/23																
@Ala. St. 1/25																
@Alcorn 1/30																
Grambling 2/6																
Jackson St. 2/8																
@UAPB 2/13																
@MSVU 2/15																
Ala. St. 2/20																
Ala. A&M 2/22																
Alcorn 2/27																
@PVU 3/4																
@TSU 3/6																

Career Year By Year

Season	Min	Avg	FG	FG%	3-FG	3-%	FT	FT%	OFF Reb.	Def. Reb.	Total	Ast	STL	BLK	Games	GS	Points	PPG
2020-21	14	7.0	1-6	17%	1-2	50%	0-0	0%	0	2	2	0	1	0	2	0	3	1.5

- He played his HS ball at Bull City Prep Academy in Durham, North Carolina.
- He then signed to play his college basketball at Northeast Oklahoma A&M in 2018-2019 season.
- His FR. Year, he averaged 7.5ppg and 4.2rpg as his team went 27-7 and 14-2 in the conference as they won the NJCAA Region 2 Regular Season and Tournament Championships.
- As a Soph., he picked his average up to 15.3ppg and 9.1rpg. He earned 2nd Team Region 2 All-Conference team and guided his team to a 25-7 regular season mark and a 15-1 Conference Record.
- He's originally from Durban, South Africa.

	30	BRENDON BROOKS R-JR • GUARD • 5-9 • 165 • DALLAS, TEXAS • LAKEVIEW CENTENNIAL HS									
		Season Stats					Career Highs				
		PPG	RPG	APG	FG%	3FG%	FT%	Points	16	vs. Wright St.	(12-12-19)
		11.0	1.5	1.0	50%	43%	71%	Field Goals	6	vs. Wright St.	(12-12-19)
		Career Stats						Rebounds	4	vs. Wright St.	(12-12-19)
		4.9	0.7	1.0	38%	32%	87%	Assists	4	vs. Alabama St.	(1-25-20)
								Blocks	0		
								Steals	2	vs. Alcorn St.	(2-29-20)
								Minutes	27	vs. Wright St.	(12-12-19)

Notes

Brooks is an 88% free throw shooter for his career. Last year he shot 41% from the field including 36% from 3-point range. He has scored 286 points in his career at Southern which spans 61 games. Brooks is a very good ball handler as Point Guard for the Jaguars.


2020-21 Game-By-Game

Opponent (Date)	Min	FG	FG%	3-FG	3-%	FT	FT%	OFF Reb.	Def. Reb.	Total	PF	Ast	STL	BLK	Points
NCCU 11/26	25	5-8	63%	2-5	40%	5-6	83%	0	2	2	1	2	0	0	17
@Iowa 11/27	14	2-6	33%	1-2	50%	0-1	0%	0	1	1	0	0	1	0	5
@Ark 12/9															
@UAB 12/16															
@UC-River 12/19															
@Cal. Bapt. 12/21															
PVU 1/2															
TSU 1/4															
@ Grambling 1/9															
@Jackson 1/11															
UAPB 1/16															
MSVU 1/18															
@Ala. A&M 1/23															
@Ala. St. 1/25															
@Alcorn 1/30															
Grambling 2/6															
Jackson St. 2/8															
@UAPB 2/13															
@MSVU 2/15															
Ala. St. 2/20															
Ala. A&M 2/22															
Alcorn 2/27															
@PVU 3/4															
@TSU 3/6															

Career Year By Year

Season	Min	Avg	FG	FG%	3-FG	3-%	FT	FT%	OFF Reb.	Def. Reb.	Total	Ast	STL	BLK	Games	GS	Points	PPG
2020-21	39	19.5	7-14	50%	3-7	43%	5-7	71%	0	3	3	2	1	0	2	0	22	11.0
2019-20	477	14.9	55-135	41%	25-69	36%	45-51	88%	4	24	28	29	15	0	32	0	180	5.6
2018-19	398	13.7	31-95	33%	14-54	26%	30-34	88%	3	12	15	35	12	0	29	5	106	3.7
TOT	914	14.5	93-244	38%	42-130	32%	80-92	87%	7	39	46	66	28	0	63	5	308	4.9

- He's not only one of the BEST Free-Throw shooters on Southern's team but one of the best in the country. He's missed only 10 Free-Throws in his 2-Year career going 75-85 for 88%.
- He attended Lakeview Centennial High School in Garland, Texas.
- He signed with Southern University in 2018 and played in 29 games as a FR.
- As a Soph. in 2019-2020 Season, he averaged 14.9 Minutes per game and shot 41% from the Field including 36% from beyond the arch.
- He's a good ball handler at the Point-Guard position and usually comes off the bench. He started 5 games as a FR. But none last year.



32

JAMARCUS JONES

R-JR • FORWARD • 6-7 • 210 • SARDIS, MS • N. PANOLA HS • PEARL RIVER CC

Season Stats

PPG	RPG	APG	FG%	3FG%	FT%
0.0	0.0	0.0	0%	0%	0%
Career Stats at Southern only					
0.0	0.0	0.0	0%	0%	0%

Career Highs at Southern only

Points	0
Field Goals	0
Rebounds	0
Assists	0
Blocks	0
Steals	0
Minutes	0

Notes


This is Jones' first year at Southern University. Last year, at Pearl River CC, he guided them to a 28-0 record to claim the MACJC and region XXIII titles. He played in 21 games with one start averaging 9.5 minutes per game, 5.4 points per game and 3.6 rebounds per game.

This is Jones' first year at Southern University. Last year, at Pearl River CC, he guided them to a 28-0 record to claim the MACJC and region XXIII titles. He played in 21 games with one start averaging 9.5 minutes per game, 5.4 points per game and 3.6 rebounds per game.

2020-21 Game-By-Game		Opponent (Date)	Min	FG	FG%	3-FG	3-%	FT	FT%	OFF Reb.	Def. Reb.	Total	PF	Ast	STL	BLK	Points
NCCU	11/26	DNP	DNP	DNP	DNP	DNP	DNP	DNP	DNP	DNP	DNP	DNP	DNP	DNP	DNP	DNP	DNP
@Iowa	11/27	DNP	DNP	DNP	DNP	DNP	DNP	DNP	DNP	DNP	DNP	DNP	DNP	DNP	DNP	DNP	DNP
@Ark	12/9																
@UAB	12/16																
@UC-River	12/19																
@Cal. Bapt.	12/21																
PVU	1/2																
TSU	1/4																
@ Grambling	1/9																
@Jackson	1/11																
UAPB	1/16																
MSVU	1/18																
@Ala. A&M	1/23																
@Ala. St.	1/25																
@Alcorn	1/30																
Grambling	2/6																
Jackson St.	2/8																
@UAPB	2/13																
@MSVU	2/15																
Ala. St.	2/20																
Ala. A&M	2/22																
Alcorn	2/27																
@PVU	3/4																
@TSU	3/6																

Career Year By Year																		
Season	Min	Avg	FG	FG%	3-FG	3-%	FT	FT%	OFF Reb.	Def. Reb	Total	Ast	STL	BLK	Games	GS	Points	PPG
2020-21	0	0.0	0-0	0%	0-0	0%	0-0	0%	0	0	0	0	0	0	0	0	0	0.0

- Played HS ball at North Panola in Sardis, Mississippi.
- Signed to play his collegiate ball at Northeast CC in 2018. He averaged 9.3ppg and 4.2rpg as a FR. He scored in Double-Figures in 9 Games.
- His Soph. year (2019-2020) his team went 28-0 where they claimed the MACJC and Region XXIII titles. He played in 21 games with 1 start averaging 9.5ppg and 5.4rpg.
- He transferred to Southern University for the 2020-2021 Season.



35

KIRK PARKER

R-JR • CENTER • 6-7 • 245 • VICKSBURG, MS • VICKSBURG HS • PEARL RIVER CC.

Season Stats

PPG	RPG	APG	FG%	3FG%	FT%
5.5	6.5	0.5	50%	0%	100%

Career Stats at Southern only

5.5	6.5	0.5	50%	0%	100%
-----	-----	-----	-----	----	------

Career Highs at Southern only

Points	8	vs. Iowa 11-27-20
Field Goals	3	vs. Iowa 11-27-20
Rebounds	8	vs. Iowa 11-27-20
Assists	1	vs. Iowa 11-27-20
Blocks	1	vs. NCCU 11-26-20 & Iowa 11-27-20
Steals	0	
Minutes	30	vs. NCCU 11-26-20

Notes

Parker redshirted last year at Southern University. This will be his second season at Southern. As a sophomore at Pearl River Community College he averaged 5.4 rebounds per game 6.4 rebounds per game as a freshman.

2020-21 Game-By-Game																	
Opponent (Date)	Min	FG	FG%	3-FG	3-%	FT	FT%	Off Reb.	Def. Reb.	Total	PF	Ast	STL	BLK	Points		
NCCU 11/26*	30	1-4	25%	0-0	0%	1-1	100%	1	4	5	4	0	0	1	3		
@Iowa 11/27*	19	3-4	75%	0-0	0%	2-2	100%	3	5	8	4	1	0	1	8		
@Ark 12/9																	
@UAB 12/16																	
@UC-River 12/19																	
@Cal. Bapt. 12/21																	
PVU 1/2																	
TSU 1/4																	
@ Grambling 1/9																	
@Jackson 1/11																	
UAPB 1/16																	
MSVU 1/18																	
@Ala. A&M 1/23																	
@Ala. St. 1/25																	
@Alcorn 1/30																	
Grambling 2/6																	
Jackson St. 2/8																	
@UAPB 2/13																	
@MSVU 2/15																	
Ala. St. 2/20																	
Ala. A&M 2/22																	
Alcorn 2/27																	
@PVU 3/4																	
@TSU 3/6																	

Career Year By Year

Season	Min	Avg	FG	FG%	3-FG	3-%	FT	FT%	Off Reb.	Def. Reb.	Total	Ast	STL	BLK	Games	GS	Points	PPG
2020-21	49	24.5	4-8	50%	0-0	0%	3-3	100%	4	9	13	1	0	2	2	2	11	5.5

- Played at Vicksburg HS in Vicksburg, Mississippi where he was named MVP his SR Season.
- He then signed with Pearl River CC in Poplarville, Miss. 2017.
- His FR season in played in 28 games starting 22 of them. He averaged 16.3 Minutes per game and 6.0ppg with 6.4rpg.
- His Soph. season (2018-2019) he helped his team win the Region 23 Championship with a 26-4 record. He averaged 5.4rpg.
- He then transferred to Southern University last year and Red-Shirted.
- This will be his R-JR Season.

SU Record When:

SU is 0-2 In November

SU is 0-0 in December

SU is 0-0 In January

SU is 0-0 in February

SU is 0-0 in March

SU is 0-0 at Home

SU is 0-1 at Neutral Site

SU is 0-1 on Road

SU is 0-0 when decided by 5pts or less

SU is 0-1 when decided by 6-10 points

SU is 0-1 when decided by 11 points more

SU is 0-0 when they score less than 60

SU is 0-0 when they score 60-69 points

SU is 0-2 when they score 70-79 points

SU is 0-0 when they score 80-89 points

SU is 0-0 when they score 90-99 points

SU is 0-0 when they score 100+

SU is 0-1 when winning at Half

SU is 0-1 when losing at half

SU is 0-0 when tied at half

SU is 0-0 when shooting 50% or better

SU is 0-2 when shooting less than 50%

SU is 0-2 when outrebounding opponent

SU is 0-0 when getting outrebounded by Opp.

SU is 0-0 when shooting better than Opp.

SU is 0-2 when not shooting better than Opp.

Where Southern Ranks Conference Play Only

CATEGORY	SWAC RANK	NUMBER
SCORING OFFENSE	--	--
SCORING DEFENSE	--	--
MARGIN	--	--
FG PCT OFFENSE	--	--
FG PCT DEFENSE	--	--
3-POINT FG PCT OFF	--	--
3-POINT FG PCT DEF	--	--
3-POINT GOALS MADE	--	--
FREE THROWS PCT	--	--
OPP. FT'S PCT	--	--
REBOUNDING OFF.	--	--
REBOUNDING DEF.	--	--
REBOUNDING MAR.	--	--
TURNOVER MARGIN	--	--
BLOCKS	--	--
STEALS	--	--
ASSISTS	--	--



PLACE	SCHOOL	(Conference Only)		HOME	AWAY	STREAK	(Overall)	
		RECORD	PCT				RECORD	PCT
--	Alabama A&M	0-0	.000	0-0	0-0	-	1-0	1.000
--	Prairie View	0-0	.000	0-0	0-0	-	1-2	.333
--	Texas Southern	0-0	.000	0-0	0-0	-	1-3	.250
--	Grambling	0-0	.000	0-0	0-0	-	1-3	.250
--	Southern	0-0	.000	0-0	0-0	-	0-2	.000
--	Jackson St.	0-0	.000	0-0	0-0	-	0-0	.000
--	Ark. Pine Bluff	0-0	.000	0-0	0-0	-	0-5	.000
--	Miss. Valley St.	0-0	.000	0-0	0-0	-	0-5	.000
--	Alabama St.	0-0	.000	0-0	0-0	-	0-0	.000
--	Alcorn St.	0-0	.000	0-0	0-0	-	0-1	.000

2020-21 Record	Overall	Home	Away	Neutral
ALL GAMES	0-2	0-0	0-1	0-1
CONFERENCE	0-0	0-0	0-0	0-0
NON-CONFERENCE	0-2	0-0	0-1	0-1

Team Results

Date	Opponent		Score	Att.	High Points	High Rebounds
11/26/2020	NC Central (Neutral)	L	78-85ot	227	(20) SHIVERS, Ahsante	(8) SADDLER, Jayden
11/27/2020	At Iowa	L	76-103	535	(13) SHIVERS, Ashante	(8) PARKER, Kirk

Attendance Summary

	Games	Attend	Avg/Game
Home	0	0	0
Away	1	535	535
Neutral	1	227	227
Total	2	762	381

Game Records Score by Periods

Team	1st	2nd	OT	TOT
Southern U.	73	72	9	154
Opponents	94	78	16	188
Record	Overall	Home	Away	Neutral
ALL GAMES	0-2	0-0	0-1	0-1
CONFERENCE	0-0	0-0	0-0	0-0
NON-CONFERENCE	0-2	0-0	0-1	0-1

Player				Total		3-Point		F-Throw		Rebounds									
	GP-GS	MIN	AVG	FG-FGA	FG%	3FG-FGA	3FG%	FT-FTA	FT%	OFF	DEF	TOT	AVG	PF	DQ	A	TO	BLK	STL
SHIVERS, Ahsante	2-2	72:00	36.0	12-29	.410	3-13	.230	6-8	.750	0	5	5	2.5	5	0	8	3	0	4
SADDLER, Jayden	2-2	70:00	35.0	9-20	.450	0-2	.000	6-8	.750	5	8	13	6.5	8	0	12	5	0	1
BURNS, Damiree	2-2	38:00	19.0	8-15	.530	0-0	.000	8-9	.890	4	2	6	3.0	9	1	0	6	2	1
BROOKS, Brendon	2-0	39:00	19.5	7-14	.500	3-7	.430	5-7	.710	0	3	3	1.5	1	0	2	0	0	1
LEE, Lamarcus	2-2	46:00	23.0	6-11	.550	4-6	.670	0-0	.000	2	4	6	3.0	8	1	4	0	0	2
PARKER, Kirk	2-2	49:00	24.5	4-8	.500	0-0	.000	3-3	1.00	4	9	13	6.5	8	0	1	4	2	0
TOURE, Andre	2-0	22:00	11.0	1-6	.170	0-0	.000	2-2	1.00	2	4	6	3.0	0	0	1	1	0	1
BRADFORD, Micah	1-0	12:07	12.3	1-3	.330	1-1	1.00	0-0	.000	0	3	3	1.5	1	0	2	2	1	0
CELE, Samkelo	2-0	14:00	7.0	1-6	.170	1-2	.500	0-0	.000	0	2	2	1.0	0	0	0	0	0	1
JOHNSON, Delor	2-0	9:00	4.5	1-2	.500	0-0	.000	0-0	.000	1	0	1	.5	1	0	0	1	0	0
ALLEN, Andre	2-0	12:30	6.15	0-2	.000	0-0	.000	0-0	.000	1	2	3	1.5	2	0	0	2	0	0
ROLLINS, Isaiah	2-0	12:00	6.0	0-5	.000	0-4	.000	0-0	.000	0	0	0	0.0	2	0	0	3	0	1
EDWARDS, James	0-0	0:00	0.0	0-0	.000	0-0	.000	0-0	.000	0	0	0	0.0	0	0	0	1	0	0
WILLIAMS, Terrell	2-0	7:00	3.5	0-1	.000	0-0	.000	0-0	.000	0	2	2	1.0	2	0	0	0	0	0
HENDERSON, Harr	2-0	24:00	12.0	4-8	.500	1-2	.500	1-2	.500	4	2	6	3.0	6	1	0	5	0	0
WOODS, DeSean	0-0	0:00	0.0	0-0	.000	0-0	.000	0-0	.000	0	0	0	0.0	0	0	0	0	0	0
ALLEN, Andre	2-0	12:00	6.0	0-2	.000	0-0	.000	0-0	.000	1	2	3	1.0	2	0	0	0	0	0
JONES, Jamarcus	0-0	0:00	0.0	0-0	.000	0-0	.000	0-0	.000	0	0	0	0.0	0	0	0	0	0	0
Team	2	425:00		54-131	.412	13-38	.340	33-43	.767		31	50	81	40.5	54	3	30	5	12
Opponents	2	425:00		62-115	.540	21-43	.488	43-58	.741		12	51	63	31.5	42	2	40	10	10

2020-21 Team Stats

	SU	OPP
Scoring	154	188
Points per game	77.0	74.1
Scoring margin	-	+2.9
Field goals-att	54-131	62-115
Field goal pct	.412	.539
3 point fg-att	13-38	21-43
3-point FG pct	.342	.488
3-pt FG made per game	6.5	10.5
Free throws-att	33-43	43-58
Free throw pct	.767	.741
F-Throws made per game	16.5	21.5
Rebounds	50	51
Rebounds per game	25.0	25.5
Rebounding margin	-	+1
Assists	30	40
Assists per game	15.0	20.0
Turnovers	34	25
Turnovers per game	17.0	12.5
Turnover margin	+9	-
Assist/turnover ratio	.88	
Steals	12	10
Steals per game	6.0	5.0
Blocks	5	10
Blocks per game	2.5	5.0
Winning streak	-2	-
Home win streak	-	-
Attendance	762	762
Home games-Avg/Game	0-0	1-535
Neutral site-Avg/Game	1-227	1-227