

# Ole Miss

## BASKETBALL

2020-21 GAME NOTES | MBB Contact: Adam Kuffner | kuffner@olemiss.edu | Cell: 662-816-0497 | Office: 662-915-7031

OleMissSports.com | OleMissGameday.com | @OleMissMBB | OleMissMBB | OleMissMBB



### 2020-21 SCHEDULE


Date	Opponent [TV]	Time/Result
11/25	CENTRAL ARKANSAS^ [SECN+]	Postponed
11/26	JACKSON STATE^ [SEC Network]	Postponed
11/27	ARKANSAS STATE^ [SEC Network]	Canceled
12/5	MEMPHIS	Canceled
12/10	JACKSON STATE (SEC Network)	W, 80-45
12/12	UNCW (SECN Alternate)	W, 78-58
12/14	CENTRAL ARKANSAS (SEC Network)	W, 68-54
12/16	at Middle Tennessee (CBS Sport Net.)	W, 70-51
12/19	at Dayton (NBCSN)	L, 62-65
12/22	UT MARTIN [SECN+]	W, 90-43
12/29	at Alabama* (SEC Network)	L, 62-84
1/2	WICHITA STATE [ESPNU]	L, 79-83
1/6	AUBURN* (SEC Network)	W, 72-61
1/9	SOUTH CAROLINA* (SEC Network)	Postponed
1/9	LSU* (SEC Network)	L, 61-75
1/12	at Florida* (SEC Network)	L, 63-72
1/16	GEORGIA* (ESPN2)	L, 74-78
1/19	at MSU* (SEC Network)	W, 64-46
1/23	TEXAS A&M* (SEC Network)	W, 61-50
1/27	at Arkansas* (SEC Network)	7:30 p.m.
1/30	at Georgia* (SEC Network)	5 p.m.
2/2	TENNESSEE* (ESPN/ESPN2/ESPNU)	6 p.m.
2/6	at Auburn* (ESPN2)	3 p.m.
2/10	MISSOURI* (SEC Network)	8 p.m.
2/13	at South Carolina* (SEC Network)	5 p.m.
2/17	LSU* (SEC Network)	Moved to 1/9
2/20	MSU* (SEC Network)	5 p.m.
2/23	at Missouri* (SEC Network)	8 p.m.
2/27	at Vanderbilt* (SEC Network)	2:30 p.m.
3/2	KENTUCKY* (ESPN/ESPN2)	8 p.m.
3/10-14	SEC Tournament&	TBA

#### HOME GAME

\* SEC Game | Ranking: AP/USA TODAY Coaches | All Times CT

^ Justin Reed Ole Miss Classic

& SEC Tournament (Nashville, Tenn.)



Arkansas

### RAZORBACKS

(12-4, 4-4 SEC)

Head Coach: Eric Musselman

Career: 142-50/6th

At ARK: 32-16/2nd

### GAME 15

Date: Wednesday, Jan. 27, 2021

Time: 7:30 p.m. CT

Location: Fayetteville, Ark.

Arena: Bud Walton Arena (19,200)

Television: SEC Network

Roy Philpott, play-by-play

Mark Wise, analyst

Radio: Ole Miss Sports Network

David Kellum, play-by-play

Marc Dukes, analyst

Live Video: ESPN.com/ESPN app

Live Audio: OleMissSports.com/TuneIn app

Series: Arkansas leads 49-33

Last Meeting: Jan. 11, 2020

Arkansas won 76-72

Oxford, Miss.



Ole Miss

### REBELS

(8-6, 3-4 SEC)

Head Coach: Kermit Davis

Career: 512-299/26th

At OM: 43-36/3rd

### TIPOFF TIDBITS

- Ole Miss begins a stretch with three of the next four games on the road.
- **KJ Buffen** (12 points, 10 rebounds) and **Devontae Shuler** (10 points, 11 rebounds) recorded double-doubles in last year's matchup against Arkansas.
- The Rebels are coming off back-to-back wins over Mississippi State (64-46) and Texas A&M (61-50), holding SEC opponents to 50 points or less in consecutive games for the first time since 1982.
- Ole Miss is 7-0 when holding opponents under 40 percent from the floor.
- The Rebels have held four opponents to 50 points or less this season, accomplishing the feat for the first time since the 2011-12 season.
- All eight of Ole Miss' wins this season have been by double digits (average margin of victory: 21.9); three of the Rebels' six losses have been by four points or less.
- Dating back to the 2019-20 season, 20 of the Rebels' last 23 wins have been by double digits.
- The Rebels rank 17th in the country in scoring defense (61.6).
- **Jarkel Joiner** is three points away from becoming the fourth Rebel on the team to have 1,000 points over their Division I careers, joining **Dimencio Vaughn** (1,264), **Devontae Shuler** (1,115) and **Romello White** (1,072).
- After scoring just 17 points total (5.7 ppg) in the first three SEC games, **Devontae Shuler** has scored at least 17 points in each of the past three conference contests (20.5 ppg).
- The duo of **Jarkel Joiner** and **Devontae Shuler** accounted for 72 of the team's 125 points (57.6 percent) last week; Shuler averaged 19.5 ppg and Joiner recorded 16.5 ppg over the two victories.
- Ole Miss ranks 19th nationally in turnovers forced per game (17.3), forcing at least 15 turnovers in 12 games.
- **Devontae Shuler** (156) is two made three-pointers away from tying **Todd Abernethy** (158) for 10th in program history; Abernethy was an assistant coach at Ole Miss during Shuler's freshman season.
- Ole Miss has recorded at least 10 steals in four of the past six games.
- **Kermit Davis** is one of three active coaches to be named coach of the year in four different conferences.

### OLE MISS STYLE GUIDE

#### NAME

Ole Miss (preferred)  
University of Mississippi

~~Mississippi~~

#### NICKNAME




Rebels



#### MASCOT



TONY

### PROJECTED OLE MISS STARTERS

	PTS	REB	AST	STL	FG%	FT%
 <b>G   2   DEVONTAE SHULER</b> 6-2   185   Sr.   Irmo, S.C.	14.9	2.4	4.1	1.9	40.2	84.6
	PTS	REB	AST	STL	FG%	FT%
 <b>G   24   JARKEL JOINER</b> 6-1   180   Jr.   Oxford, Miss.	10.9	2.4	1.3	0.8	41.2	86.8
	PTS	REB	AST	STL	FG%	FT%
 <b>G/F   15   LUIS RODRIGUEZ</b> 6-6   210   So.   Los Angeles, Calif.	7.4	6.8	2.1	1.7	42.4	51.9
	PTS	REB	STL	BLK	FG%	FT%
 <b>F   5   KJ BUFFEN</b> 6-7   230   Jr.   Gainesville, Ga.	9.4	4.6	1.1	0.8	54.1	62.9
	PTS	REB	STL	BLK	FG%	FT%
 <b>F   0   ROMELLO WHITE</b> 6-8   235   Gr.   Atlanta, Ga.	10.4	5.4	0.4	1.2	67.9	63.9

0		<b>ROMELLO WHITE</b> 6-8   235   Gr.   Atlanta, Ga.   Major: Master of Arts	<b>PTS</b>	<b>REB</b>	<b>STL</b>	<b>BLK</b>	<b>FG%</b>	<b>FT%</b>
F			10.4	5.4	0.4	1.2	67.9	63.9
1		<b>AUSTIN CROWLEY</b> 6-5   195   So.   West Point, Miss.   Major: Sports and Rec. Admin.	<b>PTS</b>	<b>REB</b>	<b>AST</b>	<b>STL</b>	<b>FG%</b>	<b>FT%</b>
G			3.6	2.2	1.2	0.6	38.8	66.7
2		<b>DEVONTAE SHULER</b> 6-2   185   Sr.   Irmo, S.C.   Major: Multi-Disciplinary Studies	<b>PTS</b>	<b>REB</b>	<b>AST</b>	<b>STL</b>	<b>FG%</b>	<b>FT%</b>
G			14.9	2.4	4.1	1.9	40.2	84.6
3		<b>KHADIM SY</b> 6-10   238   Sr.   Dakar, Senegal   Major: Multi-Disciplinary Studies	<b>PTS</b>	<b>REB</b>	<b>STL</b>	<b>BLK</b>	<b>FG%</b>	<b>FT%</b>
F			3.4	2.2	0.6	0.4	43.8	100
4		<b>ANTAVION COLLUM</b> 6-7   224   So.   Memphis, Tenn.   Major: General Business	<b>PTS</b>	<b>REB</b>	<b>AST</b>	<b>STL</b>	<b>FG%</b>	<b>FT%</b>
F			0.9	1.0	0.6	0.3	50.0	0.0
5		<b>KJ BUFFEN</b> 6-7   230   Jr.   Gainesville, Ga.   Major: Multi-Disciplinary Studies	<b>PTS</b>	<b>REB</b>	<b>STL</b>	<b>BLK</b>	<b>FG%</b>	<b>FT%</b>
F			9.4	4.6	1.1	0.8	54.1	62.9
11		<b>MATTHEW MURRELL</b> 6-4   200   Fr.   Memphis, Tenn.   Major: Exercise Science	<b>PTS</b>	<b>REB</b>	<b>AST</b>	<b>STL</b>	<b>FG%</b>	<b>FT%</b>
G			4.6	1.6	0.6	0.4	33.8	58.8
12		<b>SHON ROBINSON</b> 6-11   220   R-Fr.   Chicago, Ill.   Major: Multi-Disciplinary Studies	<b>PTS</b>	<b>REB</b>	<b>AST</b>	<b>BLK</b>	<b>FG%</b>	<b>FT%</b>
F			1.3	0.8	0.0	0.2	30.0	40.0
14		<b>DIMENCIO VAUGHN</b> 6-5   215   Gr.   New York, N.Y.   Major: Master of Arts	<b>PTS</b>	<b>REB</b>	<b>AST</b>	<b>STL</b>	<b>FG%</b>	<b>FT%</b>
G/F			1.9	1.8	0.3	0.4	37.5	41.7
15		<b>LUIS RODRIGUEZ</b> 6-6   210   So.   Los Angeles, Calif.   Major: Sports and Rec. Admin.	<b>PTS</b>	<b>REB</b>	<b>AST</b>	<b>STL</b>	<b>FG%</b>	<b>FT%</b>
G/F			7.4	6.8	2.1	1.7	42.4	51.9
21		<b>ROBERT ALLEN</b> 6-8   230   Jr.   Orlando, Fla.   Major: Multi-Disciplinary Studies	<b>PTS</b>	<b>REB</b>	<b>STL</b>	<b>BLK</b>	<b>FG%</b>	<b>FT%</b>
F			3.3	2.5	0.5	0.4	47.1	61.9
23		<b>SAMMY HUNTER</b> 6-9   225   So.   Nassau, Bahamas   Major: Sports and Rec. Admin.	<b>PTS</b>	<b>REB</b>	<b>AST</b>	<b>BLK</b>	<b>FG%</b>	<b>FT%</b>
F			1.3	0.9	0.2	0.1	33.3	50.0
24		<b>JARKEL JOINER</b> 6-1   180   Jr.   Oxford, Miss.   Major: Multi-Disciplinary Studies	<b>PTS</b>	<b>REB</b>	<b>AST</b>	<b>STL</b>	<b>FG%</b>	<b>FT%</b>
G			10.9	2.4	1.3	0.8	41.2	86.8
33		<b>JOHN MCBRIDE</b> 6-7   214   So.   Memphis, Tenn.   Major: Accountancy	<b>PTS</b>	<b>REB</b>	<b>AST</b>	<b>BLK</b>	<b>FG%</b>	<b>FT%</b>
G			0.3	0.3	0.0	0.0	0.0	50.0

**LAST GAME:** Had nine points, including 7 of 8 at the line, with three blocks  
**NOTES:** Team leader in blocks ... Second on the team in rebounding .... Two 20-point games this season ... 1,072 career points ... Double-double at Alabama (20 points, 11 boards) ... 17 career double-doubles (1 - Ole Miss, 16 - Arizona State)

**LAST GAME:** Had one assist in six minutes off the bench  
**NOTES:** Scored a career-high 11 points vs. UT Martin ... Pulled down a career-high 10 rebounds vs. Auburn ... One of only three Rebels to play in all 32 games last season ... Averaged 16.6 minutes per game to lead the bench in playing time as a freshman

**LAST GAME:** Scored 17 points with four rebounds, four assists and two steals  
**NOTES:** Second in the SEC in assist/turnover ratio (1.8) ... Leads team in scoring and assists ... 10 assists in the win over Auburn were the most by a Rebel in six seasons ... 168 career steals (5th in school history) ... Has 11 career 20-point games

**LAST GAME:** Tallied four rebounds and two steals in 14 minutes off the bench  
**NOTES:** Scored a team-high 13 points to lead the Rebels to a win over Auburn ... Ranked second on the team in blocks (25) and rebounds (5.5 per game) a season ago ... Averaged 9.0 ppg last year ... Scored a career-high 20 points vs. SLU last season

**LAST GAME:** Played two minutes in the win over Texas A&M  
**NOTES:** Has played in seven games ... Changed his number after wearing No. 14 as a freshman ... Played in 22 games last season, averaging 10.2 mpg ... Scored a team-high seven points in the NIT Tip-Off championship game vs. Oklahoma State

**LAST GAME:** Tallied six points, five rebounds, one assist and one block  
**NOTES:** Has started 46 straight games ... Scored a team-high 18 points vs. Wichita State ... Led team in blocks and rebounding (17th in the SEC) last year ... One of two Rebels to start all 32 games a season ago ... Two career double-doubles

**LAST GAME:** Tallied six points and two steals in 20 minutes off the bench  
**NOTES:** Scored a career-high 13 points vs. UT Martin (Dec. 22) ... Highest ranked recruit in Ole Miss history (No. 39 by ESPN and 247Sports Composite) ... 2019 Under Armour Association Defensive Player of the Year at the AAU level

**LAST GAME:** Grabbed one rebound in the final 51 seconds  
**NOTES:** Has played in six games ... Redshirted last season ... A four-star prospect and No. 85 nationally in the 2020 class by ESPN, but reclassified and became part of the 2019 class ... Averaged a double-double with 22 ppg and 12 rpg his final year

**LAST GAME:** Dished out one assist in four minutes off the bench  
**NOTES:** Has played in 13 games this season ... Two-time First Team All-MAAC at Rider, scoring 1,239 (13.0 ppg) over three seasons ... Has nine double-doubles over his career ... Led Rider in scoring (14.8 ppg) last season ... Second in MAAC with 1.8 spg

**LAST GAME:** Recorded four rebounds, one assist and one block in start  
**NOTES:** Fifth in SEC in steals ... Nine multi-steal games this season ... Team leader in rebounds ... 14 rebounds at Dayton (Dec. 19) were the most by a Rebel since 2017... First career double-double vs. UNCW with a career-high 14 points and 12 rebounds

**LAST GAME:** Tallied two points, two assists and a team-high three steals  
**NOTES:** Team-best 3.73 GPA ... Averaging 12.9 mpg ... Scored 12 points with six rebounds in the win over Central Arkansas (Dec. 14) ... Averaged 12.0 ppg and 7.7 rebounds per game to go along with 11 double-doubles over two seasons for Samford

**LAST GAME:** Pulled down one rebound over the final 1:21  
**NOTES:** Has appeared in 11 games this season ... Played in 27 games, averaging 12.1 minutes per game as a freshman ... Scored a career-high eight points vs. Western Michigan last season ... Averaged 27.0 ppg and 8.0 rpg as a senior

**LAST GAME:** Led the Rebels with 21 points and seven rebounds  
**NOTES:** Averaging 18.3 ppg over the past three games with two 20-point games ... Scored 22 points against Georgia (Jan. 16), his most as a Rebel ... Leads team in FT% ... 13.4 ppg in SEC play ... Sat out last season, transferring from CSU Bakersfield

**LAST GAME:** Played the final 1:21 in the win over Texas A&M  
**NOTES:** Has played in three games this season ... Scored one point in the season opener versus Jackson State ... 2020 SEC Winter Academic Honor Roll ... Played in nine games off the bench last season, scoring three points ... Walk-on

**CAREER RECORD AS A HEAD COACH (ALL DIVISIONS):**

512-299 (.631 pct. / 26 seasons)

**CAREER RECORD AS A HEAD COACH (DIVISION I):**

446-274 (.619 pct. / 23 seasons)

**COACHING HONORS**

- 1989 Big Sky Coach of the Year (league)
- 1990 Big Sky Coach of the Year (league)
- 2003 Sun Belt Coach of the Year (league)
- 2008 Sun Belt Coach of the Year (CollegInsider.com)
- 2010 Sun Belt Coach of the Year (CollegInsider.com)
- 2012 Sun Belt Coach of the Year (league, CollegInsider.com)
- 2012 NABC District 24 Coach of the Year
- 2013 Sun Belt Coach of the Year (league, CollegInsider.com)
- 2016 Daily News Journal Sportsperson of the Year
- 2017 Conference USA Coach of the Year (league)
- 2017 NABC District 11 Coach of the Year
- 2017 TSWA Coach of the Year
- 2019 Jim Phelan Award Finalist (CollegInsider.com)
- 2019 SEC Coach of the Year (league, AP)

**COACHING CAREER**

Season	School	Position	Record/Postseason
1984-85	Southwest Mississippi CC	Head Coach	17-9
1985-86	Southwest Mississippi CC	Head Coach	22-11
1986-87	Idaho	Assistant Coach	16-14
1987-88	Idaho	Assistant Coach	19-11
1988-89	Idaho	Head Coach	25-6/NCAA First Round
1989-90	Idaho	Head Coach	25-6/NCAA First Round
1990-91	Texas A&M	Head Coach	8-21
1991-92	Chipola	Associate Head Coach	
1992-93	Chipola	Associate Head Coach	
1993-94	Chipola	Head Coach	27-5/State Semifinals
1994-95	Utah State	Associate Head Coach	21-8/NIT
1995-96	Utah State	Associate Head Coach	18-15
1996-97	Idaho	Head Coach	13-17
1997-98	LSU	Associate Head Coach	9-18
1998-99	LSU	Associate Head Coach	12-15
1999-2000	LSU	Associate Head Coach	28-6/NCAA Sweet Sixteen
2000-01	LSU	Associate Head Coach	13-16
2001-02	LSU	Associate Head Coach	19-15/NIT Second Round
2002-03	Middle Tennessee	Head Coach	16-14
2003-04	Middle Tennessee	Head Coach	17-12
2004-05	Middle Tennessee	Head Coach	19-12
2005-06	Middle Tennessee	Head Coach	16-12
2006-07	Middle Tennessee	Head Coach	15-17
2007-08	Middle Tennessee	Head Coach	17-15
2008-09	Middle Tennessee	Head Coach	18-14
2009-10	Middle Tennessee	Head Coach	19-14/CIT First Round
2010-11	Middle Tennessee	Head Coach	16-16
2011-12	Middle Tennessee	Head Coach	27-7/NIT Quarterfinals
2012-13	Middle Tennessee	Head Coach	28-6/NCAA First Four
2013-14	Middle Tennessee	Head Coach	24-9
2014-15	Middle Tennessee	Head Coach	19-17/CIT First Round
2015-16	Middle Tennessee	Head Coach	25-10/NCAA Second Round
2016-17	Middle Tennessee	Head Coach	31-5/NCAA Second Round
2017-18	Middle Tennessee	Head Coach	25-8/NIT Second Round
2018-19	Ole Miss	Head Coach	20-13/NCAA First Round
2019-20	Ole Miss	Head Coach	15-17
2020-21	Ole Miss	Head Coach	8-6

**EDUCATION:** Bachelor's (1982); Master's (1984) - Mississippi State**FASTBREAK FACTS ON KERMIT DAVIS**

- Ranks 132nd all-time in career wins and 38th among active head coaches
- One of three active coaches to be named coach of the year in four different conferences
- One of 63 coaches in college basketball history to take three different schools to the NCAA Tournament
- One of eight active head coaches to be the son of a former Division I head coach
- Nine seasons of 24 or more wins as a head coach
- Nine-time conference coach of the year
- Sixth Ole Miss coach to earn SEC Coach of the Year honors, only the second to do so in his first year
- First coach in Ole Miss history to win his first three SEC games
- Third coach in Ole Miss history to win 20 games in his first season as head coach
- Winningest head coach in Middle Tennessee history
- Winningest head coach in Sun Belt Conference history
- Coached Middle Tennessee to 179 wins in his last seven seasons, in Murfreesboro, the most by any school in the state of Tennessee during that span
- Won nine conference championships (seven regular season, two conference tournaments) at Middle Tennessee over his final nine seasons
- Coached one of the biggest upsets in NCAA Tournament history, leading No. 15 seed Middle Tennessee to a win over No. 2 seed Michigan State in the 2016 NCAA Tournament
- One year later, led Middle Tennessee back to the NCAA Tournament as a No. 12 seed, where they beat No. 5 seed Minnesota
- As a head coach, has led his teams to 14 conference championships (10 regular season, four conference tournaments)
- Serving as associate head coach, helped Utah State and LSU earn conference titles; took LSU to the Sweet 16 to conclude a 28-6 campaign
- Inducted into the Southwest Mississippi College Hall of Fame in October 2018
- Youngest Division I head coach in the nation at Idaho at age 28
- Youngest junior college coach in the nation at Southwest Mississippi at age 24
- He and his wife Betty have two daughters, Ally and Claire

\*Coach Davis' full bio can be found on OleMissSports.com





## OLE MISS QUICK FACTS

**Name**...Ole Miss (The University of Mississippi)  
**Nickname**..... Rebels  
**Location**..... Oxford, Mississippi  
**Founded**..... November 6, 1848  
**Enrollment**..... 21,676  
**School Colors**..... Cardinal Red and Navy Blue  
**Mascot**..... Tony the Landshark  
**Chancellor**..... Dr. Glen Boyce  
**Faculty Representative**..... Dr. Ron Rychlak  
**Athletics Director**..... Keith Carter  
**Conference**..... Southeastern (SEC)  
**2019-20 Record**..... 15-17  
**SEC Record/Finish**..... 6-12/12th SEC  
**Postseason**..... N/A  
**Lettermen Returning/Lost**..... 8/6  
**Starters Returning/Lost**..... 4/2  
**Newcomers**..... 6

## MEDIA SERVICES

## CREDENTIALS

New this year, due to COVID-19 protocols, all credentials will be handled on a single-game basis. Therefore, even though you plan to cover all or the majority of the games, you must request credentials for each game. Credential requests must be made at least 48 hours in advance of tipoff for each game. Please email Adam Kuffner (kuffner@olemiss.edu) to request men's basketball game credentials.

Priority will be given to media representatives that cover Ole Miss Basketball on a regular basis. Credentials will be held at the will call table located at the media entrance (concourse level connected to the parking garage, southwest corner of The Pavilion at Ole Miss). Media will call will open one hour prior to tipoff. Upon arrival, media members must remain on the concourse level (elevator Level C). Access to the floor level will be prohibited. Credentials are non-transferable. Unauthorized use is strictly prohibited.

## INTERVIEW POLICY

All interview requests — coaches and players — **MUST** be coordinated through the Communications Office. During the week, head coach Kermit Davis and selected student-athletes will generally be available for interviews on non-gamedays once per week, unless arranged otherwise. There will be no gameday player interviews until after the game. All interview sessions (non-gameday) will take place via Zoom. To gain access to the weekly interview Zoom calls, contact Adam Kuffner.

## WORKING PRESS AREA

The media workroom will NOT be available for media this season. All media members in attendance will be required to work from the media seating area in the southwest corner of The Pavilion. Media seating capacity is greatly reduced, and as a result, media may be limited to one credential per outlet. Media seating will be socially distanced, and media members must wear a face covering at all times, included when at their seat.

## PARKING

Media parking is located in the parking garage. Media members are encouraged to park on level two or above before taking the elevator to the concourse level (Level C). Just like with credentials, parking will be on a game-by-game basis.

## POSTGAME INTERVIEWS

All postgame interviews this season will take place via Zoom. Similar to football, a Zoom link for the press conference will be available through a media page on OleMissSports.com. Only approved media will be permitted live access to the Zoom links, and a replay of the sessions will be distributed to media outlets afterwards. Press conferences may not be broadcast live, including Facebook Live and related platforms.

## SEC LEADERS

- The Rebels rank second in scoring defense (61.6), turnover margin (+3.6) and turnovers forced per game (17.3).  
 - Ole Miss is the only SEC team to have two players ranked in the conference's top five in steals; **Devontae Shuler** (1.9 per game) ranks second, while **Luis Rodriguez** (1.7 per game) is fifth.  
 - Shuler ranks second with a 1.8 assist/turnover ratio.  
 - Shuler also ranks fifth in threes made per game (2.2).  
 - Shuler is the SEC's active leader in career points (1,115), career steals (168) and career assists (296).

## SCOUTING THE RAZORBACKS

- Arkansas enters Wednesday's matchup with a 12-4 record, including a 4-4 mark in SEC play after back-to-back victories over Auburn (75-73) and Vanderbilt (92-71).  
 - The Razorbacks lead the SEC in scoring, averaging 85.0 ppg to also rank ninth nationally.  
 - Through eight games of SEC play, Arkansas has scored 640 points (80.0 ppg) while also giving up 640 points (80.0 ppg).  
 - Five Razorbacks average double figures led by freshman guard Moses Moody (17.3 ppg).  
 - JD Notae (13.7 ppg) comes off the bench to rank second on the team in scoring, while Desi Sills (11.7 ppg), Jalen Tate (11.5 ppg) and Justin Smith (10.9 ppg) crack double digits as well.  
 - Eric Musselman is in his second season as Arkansas head coach after spending four years as the head coach of Nevada.

## SERIES HISTORY

Wednesday's game will be the 83rd meeting between the two schools, with the Razorbacks holding an all-time series lead of 49-33. The series began in 1937 and Arkansas won 32 of the first 38 meetings, but Ole Miss has won 27 of the last 44 meetings and 12 of the last 21. The Razorbacks have won the past four meetings in Fayetteville, while a 96-82 victory was the Rebels' last win in Bud Walton Arena (Jan. 17, 2015).

## COMPARING THE TEAMS

Statistic	Ole Miss	Arkansas
Scoring Offense	70.4	85.0
Scoring Defense	61.6	70.8
Scoring Margin	+8.8	+14.2
Field Goal Pct.	.445	.452
Opp. Field Goal Pct.	.405	.414
3-Point Pct.	.296	.343
Opp. 3-Point Pct.	.351	.313
Free Throw Pct.	.659	.734
Rebounds Per Game	37.1	41.9
Opp. Rebounds Per Game	33.3	35.3
Rebound Margin	+3.8	+6.6
Assists Per Game	13.6	15.4
Turnovers Per Game	13.7	12.9
Opp. Turnovers Per Game	17.3	15.3
Turnover Margin	+3.6	+2.3
Steals Per Game	8.2	8.4
Blocks Per Game	3.9	5.0

## OLE MISS REBEL ROSTER

No.	Name	Pos.	Ht.	Wt.	Yr.	Hometown (High School/Other School)
0	Romello White	F	6-8	235	Gr.	Atlanta, Ga. (Arizona State)
1	Austin Crowley	G	6-5	195	So.	West Point, Miss. (Sunrise Christian Academy (Kan.))
2	Devontae Shuler	G	6-2	185	Sr.	Irmo, S.C. (Oak Hill Academy)
3	Khadim Sy	F	6-10	238	Sr.	Dakar, Senegal (Daytona State)
4	Antavion Collum	F	6-7	230	So.	Memphis, Tenn. (Bartlett)
5	KJ Buffen	F	6-7	230	Jr.	Gainesville, Ga. (Gainesville)
11	Matthew Murrell	G	6-4	200	Fr.	Memphis, Tenn. (IMG Academy)
12	Shon Robinson	F	6-11	220	R-Fr.	Chicago, Ill. (Eduprize (Ariz.))
14	Dimencio Vaughn	G/F	6-5	215	Gr.	New York, N.Y. (Rider)
15	Luis Rodriguez	G/F	6-6	210	So.	Los Angeles, Calif. (Woodstock Academy (Conn.))
21	Robert Allen	F	6-8	230	Jr.	Orlando, Fla. (Samford)
23	Sammy Hunter	F	6-9	225	So.	Nassau, Bahamas (B.C. Christian Academy (Canada))
24	Jarkel Joiner	G	6-1	180	Jr.	Oxford, Miss. (CSU Bakersfield)
33	John McBride	G	6-7	214	So.	Memphis, Tenn. (Memphis University School)

## Head Coach:

Kermit Davis (Mississippi State, 1982), Third Season

## Assistant Coaches:

Win Case (University of Science and Arts of Oklahoma, 1986), Third Season

Ronnie Hamilton (Duke, 2002), Third Season

Levi Watkins (NC State, 2005), Third Season

**Coordinator of Basketball Operations:** Thomas Gray

**Coordinator of Video Services:** Nathan Dye

**Athletic Trainer:** Andrew Beyke

**Strength & Conditioning Coach:** Riley Allen

## PRONUNCIATIONS

KJ BUFFEN	BUFF-en
ANTAVION Collum	an-TAY-vee-on
Austin CROWLEY	CROW-lee
DEVONTAE SHULER	duh-VON-tay SHOO-ler
KHADIM SY	huh-DEEM SEE
DIMENCIO Vaughn	deh-MEN-see-oh
ROMELLO White	row-MELLO

## LAST YEAR'S MATCHUP

Ole Miss got double-doubles from **KJ Buffen** and **Devontae Shuler** along with 27 points from Breein Tyree, but it wasn't enough as the Rebels dropped a back-and-forth battle to Arkansas (Jan. 11, 2020). A career-high 34 points from Isaiah Joe allowed the Razorbacks to rally from a halftime deficit and escape The Pavilion with a 76-72 win. Tyree broke the 20-point plateau against Arkansas for the third straight time. Buffen and Shuler tallied career highs in rebounds to produce the first double-doubles of their careers. Buffen had 12 points and 10 rebounds, while Shuler added 10 points and a team-high 11 boards. As a team, the Rebels dominated the glass 40-28. Both teams made their free throws, combining for 47 of 53 (88.7 percent) at the line. Ole Miss set a Pavilion record by making 25 of 26 (96.2 percent), the third-best free throw percentage in school history and the best in 12 years.

## LOCKDOWN DEFENSE

Head coach **Kermit Davis** loves a team that plays good defense with toughness. The Rebels have put up some historical defensive numbers so far this season, while ranking 17th nationally in scoring defense (61.6) and 19th in turnovers forced (17.3 per game).

- With wins over Mississippi State (64-46) and Texas A&M (61-50), held SEC opponents to 50 points or less in back-to-back games for the first time since 1980

- Four games surrendering 50 points or less (first time since 2011-12 season)

- Kept first four opponents under 60 points, accomplishing the feat for the first time since the 1944-45 season (76 years)

- Fewest points allowed (316) over the first six games of the season since the 1980-81 campaign (307)

## DYNAMIC DUO

The backcourt led the Rebels to a pair of victories last week. The dynamic duo of **Jarkel Joiner** and **Devontae Shuler** scored 72 of the team's 125 points (57.6 percent) to go along with eight steals on the defensive end of the floor. Shuler's game-high 22 points, along with Joiner's 12 points, allowed Ole Miss to cruise to a 64-46 victory over Mississippi State (Jan. 19). The roles were reversed against Texas A&M (Jan. 23) with Joiner leading the way. The Oxford, Mississippi, native tallied 21 points, while Shuler was close behind with 17 points in the 61-50 win. The two were the only Rebels to reach double figures in both victorious contests.

## DEVONTAE DOING DAMAGE

After getting off to a slow start in SEC play, scoring a total of 17 points (5.7 ppg) over the first three games, **Devontae Shuler** has exploded to return to the player that the Rebels have relied on all season long. The senior guard has scored at least 17 points in each of the past four conference games, averaging a whopping 20.5 ppg over the stretch.

Game	Points	FG	FG%	3FG	3FG%	FT	FT%
Jan. 12 at Florida	19	7-14	50.0	2-5	40.0	3-3	100
Jan. 16 vs. Georgia	24	9-19	47.4	3-5	60.0	2-3	66.7
Jan. 19 at Mississippi St.	22	8-13	61.5	4-8	50.0	3-4	75.0
Jan. 23 vs. Texas A&M	17	6-15	40.0	3-8	37.5	2-2	100
<b>TOTAL</b>	<b>82</b>	<b>30-61</b>	<b>49.2</b>	<b>12-26</b>	<b>46.2</b>	<b>10-12</b>	<b>83.3</b>

## ON THIS DATE

- **Jan. 27, 2016:** Stefan Moody scored 24 points, including 19 in an explosive second half, and Marcanvis Hymon added 19 points and 10 boards as Ole Miss routed Auburn 80-63. Hymon posted his first career double-double with 19 points and 10 rebounds for the Rebels, rallying from a 30-29 halftime deficit. The Rebels were 28 of 62 (45 percent) from the field, including 19 of 34 (56 percent) in the second half.

- **Jan. 27, 2009:** Terrico White and David Huertas each scored 21 points, and Ole Miss upset No. 24 Kentucky 85-80. Neither Kentucky's Jodie Meeks nor Huertas - the SEC's Nos. 1 and 3 scorers - managed a field goal in the first half. But Huertas hit a three-pointer with 11 seconds gone in the second half, and the injury-ravaged Rebels managed to overcome 24 points from Patrick Patterson for a rare win over the Wildcats.

## WINNING BIG

When the Rebels win, they win big.

- All eight victories this season have been by double digits with an average margin of victory 21.9 points.

- Dating back to last season, 20 of the 23 wins are double-digit victories.

- Every SEC win over the past two seasons (2019-20, 2020-21) has been by at least eight points with eight of them being double-digit victories; the average margin of victory in the conference games is 15.4 points.

## THROWBACK UNIFORMS

Ole Miss donned some special throwback uniforms in the win over Texas A&M (Jan. 23), honoring the 2000-01 team and its 20th anniversary of a run to the Sweet 16. Led by SEC Coach of the Year Rod Barnes along with All-SEC honorees Jason Harrison, Rahim Lockhart and Justin Reed, the Rebels went 27-8 to set a school record for wins in a single season. That mark included an 11-5 record in conference play for an SEC Western Division title. In the Big Dance, Ole

## BY THE NUMBERS

## The Rebels' record is ...

- Overall. . . . . 8-6
- SEC Games . . . . . 3-4
- Streak . . . . . W2
- Overtime . . . . . 0-0
- Home Overall (SEC) . . . . . 6-3 (2-2)
- Road Overall (SEC) . . . . . 2-3 (1-2)
- Neutral Games. . . . . 0-0
- vs. Ranked Opponents. . . . . 0-0

- Day Games . . . . . 3-3
- Night Games (6 p.m. or later local) . . . . . 5-3
- November Games . . . . . 0-0
- December Games . . . . . 5-2
- January Games . . . . . 3-4
- February Games . . . . . 0-0
- March Games . . . . . 0-0

- Monday Games . . . . . 1-0
- Tuesday Games . . . . . 2-2
- Wednesday Games. . . . . 2-0
- Thursday Games . . . . . 1-0
- Friday Games. . . . . 0-0
- Saturday Games . . . . . 2-4
- Sunday Games. . . . . 0-0

- Red Jerseys. . . . . 1-2
- Navy Jerseys . . . . . 0-1
- White Jerseys. . . . . 5-2
- White Throwback Jerseys. . . . . 1-0
- Powder Blue Jerseys . . . . . 1-1

## Rebels' record when ...

- Leading at the half . . . . . 6-2
- Tied at the half . . . . . 0-0
- Behind at the half . . . . . 0-4

- Scores 90 points or more . . . . . 1-0
- Scores 80-89 points . . . . . 1-0
- Scores 70-79 points . . . . . 3-2
- Scores less than 70 points . . . . . 3-4

- Out-rebounds opponent . . . . . 5-3
- Out-rebounded by opponent . . . . . 3-3
- Ties opponents in rebounds . . . . . 0-0

- Shoots 50 percent or better . . . . . 3-1
- Shoots between 40-49 percent . . . . . 4-2
- Shoots under 40 percent . . . . . 1-3
- Shoots 40 percent or better from 3-pt. . . . . 2-1
- Shoots between 30-40 percent from 3-pt. . . . . 2-4
- Shoots under 30 percent from 3-pt. . . . . 4-1
- Shoots 70 percent or better from FT line . . . . . 4-2
- Shoots 60-69 percent from FT line . . . . . 4-1
- Shoots under 60 percent from FT line . . . . . 0-3
- Opp. shoots 50 percent or better . . . . . 0-3
- Opp. shoots 40-49 percent . . . . . 1-3
- Opp. shoots under 40 percent. . . . . 7-0
- Opp. shoots 40 percent or better from 3-pt. . . . . 1-4
- Opp. shoots between 30-40% from 3-pt. . . . . 2-2
- Opp. shoots under 30 percent from 3-pt. . . . . 5-0
- Commits 15 turnovers or more . . . . . 4-4
- Commits less than 15 turnovers . . . . . 4-2
- Forces 15 turnovers or more . . . . . 7-5
- Forces less than 15 turnovers. . . . . 1-1
- Has less (or same) turnovers than opp. . . . . 8-4

## OLE MISS IN NCAA/SEC STATS

## TOP 100

	SEC	NCAA	Category (as of 1/26/21)
Ole Miss	8	94	Blocks (3.9)
Ole Miss	5	64	FG% Defense (40.5)
Ole Miss	8	54	Offensive Rebounds (12.1)
Ole Miss	6	94	Rebound Margin (+3.8)
Ole Miss	2	17	Scoring Defense (61.6)
Ole Miss	5	76	Scoring Margin (+8.8)
Ole Miss	5	48	Steals (8.2)
Ole Miss	8	71	Total Blocks (54)
Ole Miss	5	39	Total Steals (115)
Ole Miss	2	31	Turnover Margin (+3.6)
Ole Miss	2	19	Turnovers Forced (17.3)
Shuler	2	79	Steals (1.9)
Shuler	4	92	Total Assists (57)
Shuler	7	89	Total FG Attempts (179)
Shuler	3	62	Total Steals (26)
Rodriguez	4	83	Total Steals (24)

## SEC STATS

	SEC	Category (as of 1/26/21)
Ole Miss	12	Scoring Offense (70.4)
Ole Miss	2	Scoring Defense (61.6)
Ole Miss	5	Scoring Margin (+8.8)
Ole Miss	12	FT% (65.9)
Ole Miss	9	FG% (44.5)
Ole Miss	5	FG% Defense (40.5)
Ole Miss	11	3FG% (29.6)
Ole Miss	13	3FG% Defense (35.1)
Ole Miss	10	Rebounding Off. (37.1)
Ole Miss	4	Rebounding Def. (33.3)
Ole Miss	6	Rebounding Margin (+3.8)
Ole Miss	8	Blocks (3.9)
Ole Miss	7	Assists (13.6)
Ole Miss	5	Steals (8.2)
Ole Miss	2	Turnover Margin (+3.6)
Ole Miss	4	Assist/Turnover Ratio (1.0)
Ole Miss	8	Offensive Rebounds (12.1)
Ole Miss	11	Defensive Rebounds (25.0)
Ole Miss	4	Def. Rebound% (73.5)
Ole Miss	7	Off. Rebound% (33.2)
Ole Miss	11	3FG Made (5.9)
Shuler	10	Scoring (14.9)
Rodriguez	10	Rebounding (6.8)
Shuler	6	Assists (4.1)
Shuler	2	Steals (1.9)
Rodriguez	5	Steals (1.7)
White	9	Blocks (1.2)
Shuler	5	3FG Made (2.2)
Shuler	2	Assist/Turnover Ratio (1.8)
Rodriguez	7	Def. Rebounds (4.8)
Shuler	14	Minutes (31.4)

Miss narrowly escaped past Iona 72-70 before upsetting No. 19 Notre Dame 59-56. Trailing to the Fighting Irish with 48 seconds to go and the shot clock winding down, Harrison nailed a three to give the Rebels the lead for good to put them in the Sweet 16 for the first time ever. The team's run ended with a loss to Arizona, the eventual national runner-up.

## SHULER TAKES COMMAND

With All-SEC guards Terence Davis and Breein Tyree graduated and both continuing their careers in the Toronto Raptors organization, **Devontae Shuler** has become the Rebels' leader. Shuler paces the team in scoring (14.9 ppg), assists (4.1 per game) and steals (1.9 per game), while producing five 20-point games so far this season. His 1.8 assist/turnover ratio ranks second in the SEC. In the win over Auburn (Jan. 6), Shuler's career-high 10 assists were the most by a Rebel since Jarvis Summers dished out 10 in the NCAA Tournament win over BYU (March 17, 2015). He scored a season-high 24 points against Georgia (Jan. 16) and followed up that performance with 22 points to lead the Rebels to a rivalry victory over MSU (Jan. 19).

## HOMETOWN REB

No matter what his role is, starting in the backcourt or providing a spark off the bench, **Jarkel Joiner** makes an impact for his hometown team. In his first season in an Ole Miss uniform, the Oxford, Mississippi native has bumped his scoring average to 13.4 ppg during conference games, second only to fellow guard **Devontae Shuler** (14.1 ppg). He came off the bench in the first four SEC contests before starting against Georgia (Jan. 16), leading to his best game as a Rebel. Knocking down 9 of 17 from the floor, Joiner helped lead a second half comeback that ultimately fell short. His effort concluded with a season-high 22 points. In last week's win over MSU (Jan. 19), his first game in the rivalry, Joiner helped lead Ole Miss to victory with 12 points, five rebounds, two assists, two steals and a career-high two blocks. He followed that performance with a game-high 21 points in a win over Texas A&M (Jan. 23), his second 20-point night over a three-game stretch.

## SHULER STEALS

Senior **Devontae Shuler** is rising up the program's all-time steals list with 168 career steals. Getting two steals against Auburn (Jan. 6), he passed Gerald Glass (159) to move into fifth in Ole Miss history. Averaging 1.9 steals per game, Shuler ranks second in the SEC. He is four steals away from tying Jason Harrison for fourth in Ole Miss history. After finishing second on the team in steals as a freshman (32), Shuler produced 56 steals his second year in Oxford, the most ever by an Ole Miss sophomore and seventh-most by any Rebel in a single season. He led the team last year as well, compiling 54 (1.7 per game) throughout the 2019-20 campaign.

## MELLO'S WORLD

Graduate transfer **Romello White** has brought his toughness and physicality to Oxford, dominating the post. The Arizona State transfer is averaging 10.4 ppg and 5.4 rpg. White has been unstoppable down low, making 53 of his 78 attempts for a 67.9 percent clip. With 17 blocks over the first 14 games, White leads Ole Miss in blocks and ranks ninth in the SEC. Earning his first start as a Rebel, he made seven of his eight shot attempts on his way to a game-high 20 points versus UNCW (Dec. 12). It was the fourth 20-point game of White's collegiate career and the first since February 4, 2018 (at Washington State) when he was a freshman at Arizona State. In his first SEC Game, at Alabama (Dec. 29), White had his best game as a Rebel with team highs in points (20) and rebounds (11). It marked the 17th double-double of his career, his first in an Ole Miss uniform.

## LUIS GOT GAME

After going one full year without playing (season-ending foot injury on November 27, 2019), **Luis Rodriguez** has returned to become a leader for the Rebels. The Los Angeles, California, native paces the team in rebounds (6.8 per game), while ranking second in assists (2.1 per game) and steals (1.7 per game). He is fifth in the SEC in steals, while his rebounding ranks 10th. In the win over UNCW (Dec. 12), Rodriguez produced his first career double-double with 14 points and 12 rebounds. He pulled down a career-high 14 rebounds at Dayton (Dec. 19), the most by a Rebel since Sebastian Saiz pulled down 15 in the NIT quarterfinals versus Georgia Tech (March 21, 2017).

## INSIDE THE RIVALRY VICTORY

Ole Miss had a big road win over rival Mississippi State last week (Jan. 19). Here are some other notable nuggets from the 64-46 victory.

- Ole Miss beat MSU for the 11th time in the past 15 matchups.
- The 46 points were the fewest the Rebels have allowed in the rivalry since Feb. 25, 1995.
- It was also the fewest Ole Miss has allowed in an SEC game since Feb. 6, 2004 (55-45 win over Arkansas).
- It was just the 12th time over the past 20 seasons that the Rebels kept an SEC opponent under 50 points, including just the third time it happened on the road.
- **Devontae Shuler** scored 22 points, his 11th career 20-point game and fifth of the season.
- **Dimencio Vaughn** scored seven points off the bench, his most as a Rebel.
- Shuler recorded three steals, his fourth game this season with at least three steals.
- **Luis Rodriguez** recorded his ninth multi-steal game of the season.
- The win marked the sixth time since 2010 the Rebels won an SEC road game by at least 15 points, including the

second under **Kermit Davis**.

### YEAR THREE OF THE DAVIS ERA

**Kermit Davis** is in his third season at the helm of Ole Miss Basketball. A nine-time conference coach of the year, Davis is 38th among active Division I head coaches with 446 career wins over 23 seasons, including stints at MT, Idaho and Texas A&M. In 26 seasons as a college basketball head coach, he has amassed 512 wins. Davis wasted no time making an impact in Oxford. With the Rebels coming off a last-place finish in 2017-18, the media picked Ole Miss to land at the bottom of the SEC standings again in 2018-19. However, the Rebels posted a 20-13 record to earn a spot in the NCAA Tournament for the first time in four years. With a return to March Madness for the sixth time in his career, Davis joined a list of 63 coaches in college basketball history to take three different schools to the NCAA Tournament. Davis was named SEC Coach of the Year by his peers and the Associated Press, earning conference coach of the year accolades for the ninth time in his career. He became just the third active coach (Dana Altman, Bob Huggins) to be named coach of the year in four different conferences.

### NEXT ON THE HARDWOOD

Up next, Ole Miss remains on the road by traveling to Georgia (Jan. 30). The Rebels and Bulldogs will meet for the second time in two weeks, and Ole Miss will look to avenge a loss from the first matchup. Tipoff from Athens, Georgia is set for 5 p.m. CT on SEC Network.

### HOME COOKIN'

When the Rebels were victorious at home last season, they won in dominating fashion. Eleven of Ole Miss' 12 wins in The Pavilion were by double digits, outscoring the opposition by an average of 18.5 ppg (77.5-59.0). The Rebels finished with a 12-5 record at home last season. That trend continued into the 2020-21 season with six victories by an average of 23 points.

Opponent	Final	Margin of Victory
Jackson State	80-45	+35
UNCW	78-58	+20
Central Arkansas	68-54	+14
UT Martin	90-43	+47
Auburn	72-61	+11
Texas A&M	61-50	+11

### PROTECTING CRADDOCK COURT

Winning at home has been a trademark at Ole Miss. Over the past 15 seasons, the Rebels are 172-55 (.758 win pct.) in home games. In five-plus seasons (opened January 2016) playing in the \$96.5 million Pavilion at Ole Miss, the Rebels hold a 59-29 (.670) advantage against the opposition. Ole Miss has won 297 of its last 384 games (.773 win pct.) in Oxford dating back to the 1996-97 campaign. Under head coach **Kermit Davis**, the Rebels are 29-13 (.690 win pct.) at home.

### PAVILION ATTENDANCE

In accordance with the State of Mississippi's most recent executive order in response to COVID-19, capacity at The Pavilion at Ole Miss has been reduced to 10 percent for Rebel basketball games.

### NUGGETS FROM THE WIN OVER AUBURN

- Ole Miss beat Auburn 72-61 in its SEC home opener, beating the Tigers for the 13th time in the past 17 matchups.
- The Rebel bench outscored Auburn's bench 34-9.
- **Devontae Shuler** dished out 10 assists, the most by a Rebel since Jarvis Summers had 10 in the NCAA Tournament First Four game versus BYU (March 17, 2015).
- **Khadim Sy** scored a team-high 13 points off the bench; Sy had 13 points on the season entering the game.
- Sy went 3 for 3 from beyond the arc for a new career high in threes made; he went into the game 8 of 29 (27.6 percent) for his career.
- **Austin Crowley** brought down a team-high 10 rebounds off the bench, easily passing his previous career high of four; he also added a career-high four steals.
- Freshman **Matthew Murrell** made his first career start.

### LATE START

Due to the COVID-19 pandemic, the start of the college basketball season was pushed back to November 25. Then, the virus hit the Rebels, forcing the cancellation of the Justin Reed Ole Miss Classic (Nov. 25-27) as well as a matchup against Memphis (Dec. 5). The program paused team activities until December 7. When the Rebels tipped off their season Dec. 10, Ole Miss was the final Power 5 team (ACC, Big Ten, Big 12, Pac-12, SEC) to start its season. Ole Miss wasted no time in getting games in, playing four over a one-week span. The Rebels' first six games were over 13 days.

## CAREER RECORDS WATCH

### SCORING

- 2,328 John Stroud (110 games, 1977-80)
- 2,078 Joe Harvell (114 games, 1990-93)
- 2,021 Chris Warren (115 games, 2008-11)
- 1,822 Carlos Clark (118 games, 1980-83)
- 1,805 Elston Turner (113 games, 1978-81)
- 1,797 Breein Tyree (130 games, 2017-Pres.)
- 1,785 Justin Reed (122 games, 2001-04)
- 1,682 Keith Carter (117 games, 1996-99)
- 1,629 Jarvis Summers (134 games, 2012-15)
- 1,601 Joe Gibbon (86 games, 1954-57)
- 1,564 Gerald Glass (60 games, 1989-90)
- 1,553 Don Kessinger (70 games, 1962-64)
- 1,512 Terence Davis (121 games, 2016-19)
- 1,505 Aaron Harper (123 games, 2001-04)
- 1,476 Murphy Holloway (132 games, 2009-13)
- 1,428 Ansu Sesay (110 games, 1995-98)
- 1,421 Eric Laird (110 games, 1982-85)
- 1,384 Jack Waters (71 games, 1959-61)
- 1,375 Tim Jumper (109 games, 1988-91)
- 1,313 Cob Jarvis (68 games, 1952-54)
- 1,294 Stefan Moody (65 games, 2015-16)
- 1,293 Marshall Henderson (66 games, 2013-14)
- 1,286 Jason Smith (118 games, 1996-99)
- 1,274 Zach Graham (135 games, 2008-11)
- 1,273 Sebastian Saiz (129 games, 2014-17)
- 1,259 B.L. "Country" Graham (76 games, 1936-38)
- 1,232 Dwayne Curtis (90 games, 2005-08)
- 1,216 Walter Actwood (103 games, 1974-77)
- 1,201 Rod Barnes (103 games, 1985-88)
- 1,160 Rahim Lockhart (123 games, 1998-2001)
- 1,159 Ken Turner (73 games, 1967-69)
- 1,137 Jack Marshall (105 games, 1946-50)
- 1,130 Joe Ayers (112 games, 1984-87)
- 1,115 Devontae Shuler (111 games, 2018-Pres.)**
- 1,105 Fred Cox (76 games, 1972-74)
- 1,095 Terrance Henry (132 games, 1999-2002)
- 1,072 Coolidge Ball (76 games, 1972-74)
- 1,066 Jason Harrison (132 games, 1999-2002)
- 1,046 Ron Coleman (71 games, 1968-70)
- 1,040 Denver Brackeen (42 games, 1954-55)

### 3-POINT FIELD GOALS MADE

- 334 Chris Warren (115 games, 2008-11)
- 278 Aaron Harper (123 games, 2001-04)
- 267 Marshall Henderson (66 games, 2013-14)
- 249 Keith Carter (117 games, 1996-99)
- 214 Joe Harvell (114 games, 1990-93)
- 206 Breein Tyree (130 games, 2017-Pres.)
- 181 Stefan Moody (65 games, 2015-16)
- 176 Terence Davis (121 games, 2016-19)
- 163 Jason Harrison (132 games, 1999-2002)
- 158 Todd Abernethy (122 games, 2004-07)
- 156 Devontae Shuler (111 games, 2018-Pres.)**

### 3-POINT FIELD GOALS ATTEMPTED

- 900 Chris Warren (115 games, 2008-11)
- 771 Marshall Henderson (66 games, 2013-14)
- 720 Aaron Harper (123 games, 2001-04)
- 686 Keith Carter (117 games, 1996-99)
- 581 Breein Tyree (130 games, 2017-Pres.)
- 528 Joe Harvell (114 games, 1990-93)
- 519 Terence Davis (121 games, 2016-19)
- 494 Stefan Moody (65 games, 2015-16)
- 454 Jason Harrison (132 games, 1999-2002)
- 451 Devontae Shuler (111 games, 2018-Pres.)**

### STEALS

- 211 Jason Smith (118 games, 1996-99)
- 194 Murphy Holloway (132 games, 2009-13)
- 179 Eric Laird (110 games, 1982-85)
- 172 Jason Harrison (132 games, 1999-2002)
- 168 Devontae Shuler (111 games, 2018-Pres.)**
- 159 Gerald Glass (60 games, 1989-90)
- 157 Joe Ayers (112 games, 1984-87)
- 155 Elston Turner (113 games, 1979-81)
- 154 Rod Barnes (103 games, 1985-88)
- 148 Rahim Lockhart (123 games, 1998-2001)



NUGGETS FROM THE WIN OVER UT MARTIN - DEC. 22

- The Rebels' 47-point win was the largest margin of victory since a 92-45 victory over Morris Brown (Nov. 28, 2001).
- Ole Miss held a 45-21 advantage on the glass; the +24 rebounding margin was the best since a +25 rebounding margin exactly 12 years ago (Dec. 22, 2008 vs. Florida A&M).
- UT Martin's 43 points tied for the fewest allowed by the Rebels under **Kermit Davis**, matching his Ole Miss coaching debut (Nov. 8, 2019 against Arkansas State).
- The Rebels shot a season-best 59.3 percent from the floor, while making a season-high nine threes.
- Ole Miss scored a season-high 47 points in the first half, building a 28-point lead.
- **KJ Buffen** and **Jarkel Joiner** scored in double figures for the third straight game, tallying a game-high 16 points apiece (season highs for both Rebels).
- **Matthew Murrell** scored a career-high 13 points off the bench.
- **Austin Crowley** matched his career high in points with 11.

DOMINATING DEFENSE

Ole Miss put together a dominating defensive performance in the victory over UT Martin (Dec. 22), holding the Skyhawks to 43 points. It tied for the lowest opposing output by a **Kermit Davis**-coach Ole Miss squad alongside last season's opener versus Arkansas State (43). The 43 points were tied for the fifth-fewest by an Ole Miss opponent over the last 21 years, and it marked the 14th time the Rebels held an opponent to 45 points or less during that span, including the second this season.

Points	Opponent	Date
33	LSU	Feb. 7, 2001
38	Southern	Nov. 20, 2014
38	Arkansas-Pine Bluff	Dec. 28, 2002
41	Nicholls	Jan. 3, 2009
43	UT Martin	Dec. 22, 2020
43	Arkansas State	Nov. 8, 2019
43	Nicholls	Dec. 15, 2005
43	ULM	Nov. 29, 2005
43	ULM	Dec. 3, 2001
44	Alabama State	Dec. 30, 2003
45	Jackson State	Dec. 10, 2020
45	Lipscomb	Nov. 23, 2012
45	Arkansas	March 6, 2004
45	Morris Brown	Nov. 28, 2001

SEC STANDINGS					
Jan. 26					
	SEC	GB	Overall	Pct.	Streak
Alabama	8-0	--	13-3	.813	W9
Missouri	4-2	3.0	10-2	.833	W3
LSU	5-3	3.0	10-4	.714	L2
Florida	5-3	3.0	8-4	.667	W2
Tennessee	4-3	3.5	10-3	.769	L2
Kentucky	4-3	3.5	5-9	.357	W1
Arkansas	4-4	4.0	12-4	.750	W2
Mississippi St.	4-4	4.0	9-7	.563	L2
Ole Miss	3-4	4.5	8-6	.571	W2
Auburn	3-5	5.0	9-7	.563	W1
South Carolina	1-3	5.0	3-5	.375	L3
Georgia	2-5	5.5	9-5	.643	L1
Texas A&M	2-5	5.5	7-6	.538	L2
Vanderbilt	0-5	6.5	4-7	.364	L5

ASSOCIATED PRESS POLL			
Jan. 25			
Rank	Team	Record	Points
1	Gonzaga (61)	15-0	1,597
2	Baylor (3)	14-0	1,539
3	Villanova	10-1	1,459
4	Michigan	13-1	1,376
5	Texas	11-2	1,341
6	Houston	13-1	1,281
7	Iowa	12-3	1,214
8	Virginia	10-2	1,067
9	Alabama	13-3	1,039
10	Texas Tech	11-4	954
11	West Virginia	10-4	869
12	Missouri	10-2	833
13	Ohio State	12-4	810
14	Wisconsin	12-4	757
15	Kansas	10-5	665
16	Florida State	9-2	656
17	Creighton	11-4	640
18	Tennessee	10-3	638
19	Illinois	10-5	415
20	Virginia Tech	11-3	242
21	Minnesota	11-5	223
22	Saint Louis	7-1	218
23	UCLA	12-3	157
24	Oklahoma	9-4	151
25	Louisville	10-3	117

Receiving Votes: Boise State 108; Drake 75; Colorado 59; USC 50; Oregon 49; Oklahoma State 49; **Florida 37**; UConn 20; Winthrop 16; Xavier 14; Loyola Chicago 12; Purdue 11; BYU 11; Belmont 9; Clemson 8; St. Bonaventure 6; Toledo 4; Arizona 4.

USA TODAY COACHES POLL			
Jan. 25			
Rank	Team	Record	Points
1	Gonzaga (29)	15-0	797
2	Baylor (3)	14-0	771
3	Villanova	10-1	735
4	Michigan	13-1	666
5	Texas	11-2	665
6	Houston	13-1	635
7	Iowa	12-3	555
8	Alabama	13-3	527
	Virginia	10-2	527
10	Texas Tech	11-4	439
11	West Virginia	10-4	408
12	Missouri	10-2	406
13	Wisconsin	12-4	360
14	Creighton	11-4	359
15	Ohio State	12-4	340
16	Florida State	9-2	334
17	Tennessee	10-3	320
18	Kansas	10-5	296
19	Virginia Tech	11-3	225
20	Minnesota	11-5	152
21	UCLA	12-3	150
22	Illinois	10-5	138
23	Louisville	10-3	88
24	Saint Louis	7-1	73
25	Oregon	9-3	66

Receiving Votes: Oklahoma 65; Boise State 60; USC 51; Colorado 40; Oklahoma State 37; Xavier 22; Loyola Chicago 21; Drake 17; Clemson 15; **Florida 14**; Purdue 7; UConn 5; **Arkansas 4**; St. Bonaventure 3; Michigan State 3; San Diego State 3; Winthrop 1.



HOT HANDS

First it was **Devontae Shuler**, making nine of his 10 shot attempts (90 percent) for 23 points to lead Ole Miss to a victory over Jackson State (Dec. 10). **Romello White** followed his teammate with a 20-point game versus UNCW (Dec. 12), going 7 of 8 (87.5 percent) from the floor. It marked the first time in at least the past 25 years that Ole Miss had a pair of Rebels shoot 87.5 percent or better (minimum five attempts) in back-to-back games. White matched his performance at Middle Tennessee (Dec. 16), making 7 of 8 shots on his way to a team-high 16 points. **KJ Buffen** became the latest Rebel to have an impressive shooting performance, going 7 of 8 against UT Martin (Dec. 22) for a game-high 16 points.

DEVONTAE'S BIG NIGHT

In the season opener, **Devontae Shuler** scored a game-high 23 points, making 9 of 10 from the field with a career-high five three-pointers. It was a Rebel's best field goal percentage in a game (minimum 10 shots) since Marcanvis Hymon went 10 of 11 (90.9 percent) against Towson (Nov. 20, 2015). Shuler also became the first Rebel this century to not miss a three (5 of 5) when shooting at least five of them.

SHULER TABBED PRESEASON SECOND TEAM ALL-SEC

For the second consecutive season, **Devontae Shuler** was named Preseason All-SEC by the conference coaches. After ranking fifth in the SEC in steals (1.7 per game) and assist/turnover ratio (1.7) a season ago, one of only two players conference-wide to finish top five in both categories, Shuler was tabbed Second Team All-SEC heading into his senior season. Shuler, the only fourth-year senior on the team, is the Rebels' leading returning scorer (11.7 ppg) following the graduation of First Team All-SEC honoree Breein Tyree (19.7 ppg). Along with pacing Ole Miss in steals on the defensive end of the court, he also produced a team-best 3.3 assists per game. The Irmo, South Carolina, native put together five 20-point games throughout the 2019-20 season, including a career-high 28 points at LSU (Feb. 1).

UNDERRATED REBELS

For the SEC's annual preseason poll, a panel consisting of SEC and national media members picked the Rebels to finish ninth in the conference standings this season. That shouldn't worry Ole Miss fans, as the Rebels have placed higher than the media's projection in seven of the last nine seasons since the SEC went away from the divisional format. That includes the 2018-19 campaign when Ole Miss was predicted to finish last in the SEC, only to tie for sixth and return to the NCAA Tournament under first year head coach and 2019 SEC Coach of the Year **Kermit Davis**.

NEW, BUT EXPERIENCED BUNCH

GAME LEADERS

<b>LED TEAM IN PTS:</b>	<b>DOUBLE-FIGURE REBS:</b>
Shuler ..... 7	Rodriguez ..... 2
White ..... 3	Crowley ..... 1
Buffen ..... 2	White ..... 1
Joiner ..... 2	
Crowley ..... 1	<b>DOUBLE-DOUBLES:</b>
Sy ..... 1	Rodriguez ..... 1
	White ..... 1
<b>LED TEAM IN REBS:</b>	<b>DOUBLE-FIGURE PTS:</b>
Rodriguez ..... 5	Shuler ..... 10
White ..... 4	White ..... 7
Buffen ..... 3	Joiner ..... 7
Crowley ..... 1	Buffen ..... 5
Joiner ..... 1	Rodriguez ..... 5
	Sy ..... 2
<b>LED TEAM IN ASSISTS:</b>	Crowley ..... 2
Shuler ..... 9	Murrell ..... 1
Rodriguez ..... 4	
Buffen ..... 2	<b>20-POINT GAMES:</b>
Crowley ..... 1	Shuler ..... 5
White ..... 1	White ..... 2
	Joiner ..... 2
<b>LED TEAM IN STEALS:</b>	
Rodriguez ..... 7	
Shuler ..... 5	
Buffen ..... 2	
Crowley ..... 2	
Joiner ..... 2	
Allen ..... 2	
Collum ..... 1	
Murrell ..... 1	
Vaughn ..... 1	
	<b>LED TEAM IN BLOCKS:</b>
	White ..... 8
	Buffen ..... 6
	Rodriguez ..... 6
	Allen ..... 2
	Joiner ..... 1
	Shuler ..... 1
	Sy ..... 1

SEASON HONORS

- Devontae Shuler:**
- Preseason Second Team All-SEC (Coaches)
  - SEC Player of the Week (College Sports Madness - Jan. 25)

GAME-BY-GAME STARTING LINEUPS

Opponent	Result	1	2	3	4	5
Jackson State	W, 80-45	Shuler	Joiner	Rodriguez	Buffen	Sy
UNCW	W, 78-58	Shuler	Joiner	Rodriguez	Buffen	White
Central Arkansas	W, 68-54	Shuler	Joiner	Rodriguez	Buffen	White
at Middle Tennessee	W, 70-51	Shuler	Joiner	Rodriguez	Buffen	White
at Dayton	L, 62-65	Shuler	Joiner	Rodriguez	Buffen	White
UT Martin	W, 90-43	Shuler	Joiner	Rodriguez	Buffen	Allen
at Alabama	L, 64-82	Shuler	Crowley	Rodriguez	Buffen	White
Wichita State	L, 79-83	Shuler	Joiner	Rodriguez	Buffen	White
Auburn	W, 72-61	Shuler	Murrell	Rodriguez	Buffen	White
LSU	L, 61-75	Shuler	Murrell	Rodriguez	Buffen	White
at Florida	L, 63-72	Shuler	Crowley	Rodriguez	Buffen	Sy
Georgia	L, 74-78	Shuler	Joiner	Rodriguez	Buffen	White
at Mississippi St.	W, 64-46	Shuler	Joiner	Rodriguez	Buffen	White
Texas A&M	W, 61-50	Shuler	Joiner	Rodriguez	Buffen	White

## BY THE NUMBERS (UNDER DAVIS)

## The Rebels' record is ...

- Overall ..... 43-36
- SEC Games ..... 19-24
- Overtime ..... 0-2
- Home Overall (SEC) ..... 29-13 (12-10)
- Road Overall (SEC) ..... 9-18 (7-14)
- Neutral Games ..... 5-5
- vs. Ranked Opponents ..... 2-11

- Day Games ..... 21-13
- Night Games (6 p.m. or later local) ..... 22-23
- November Games ..... 9-4
- December Games ..... 15-3
- January Games ..... 8-15
- February Games ..... 9-8
- March Games ..... 2-6

- Monday Games ..... 1-0
- Tuesday Games ..... 6-13
- Wednesday Games ..... 10-3
- Thursday Games ..... 1-1
- Friday Games ..... 4-3
- Saturday Games ..... 19-16
- Sunday Games ..... 2-0

- Red Jerseys ..... 5-8
- Navy Jerseys ..... 4-8
- White Jerseys ..... 21-11
- White Throwback Jerseys ..... 1-0
- Gray Jerseys ..... 9-4
- Powder Blue Jerseys ..... 3-5

## Rebels' record when ...

- Leading at the half ..... 37-11
- Tied at the half ..... 0-2
- Behind at the half ..... 6-23

- Scores 90 points or more ..... 4-0
- Scores 80-89 points ..... 17-3
- Scores 70-79 points ..... 14-12
- Scores less than 70 points ..... 8-21

- Out-rebounds opponent ..... 29-11
- Out-rebounded by opponent ..... 13-22
- Ties opponents in rebounds ..... 1-3

- Shoots 50 percent or better ..... 19-3
- Shoots between 40-49 percent ..... 21-18
- Shoots under 40 percent ..... 3-15
- Shoots 40 percent or better from 3-pt. .... 13-4
- Shoots between 30-40 percent from 3-pt. .... 22-15
- Shoots under 30 percent from 3-pt. .... 8-17
- Shoots 70 percent or better from FT line 30-21
- Shoots 60-69 percent from FT line ..... 11-4
- Shoots under 60 percent from FT line. .... 2-11
- Opp. shoots 50 percent or better ..... 2-13
- Opp. shoots 40-49 percent ..... 19-18
- Opp. shoots under 40 percent ..... 22-5
- Opp. shoots 40 percent or better from 3-pt. . 8-18
- Opp. shoots between 30-40% from 3-pt. . 15-6
- Opp. shoots under 30 percent from 3-pt. 20-12
- Commits 15 turnovers or more ..... 12-19
- Commits less than 15 turnovers ..... 31-17
- Forces 15 turnovers or more ..... 27-11
- Forces less than 15 turnovers. .... 16-25
- Has less (or same) turnovers than opp. . 35-12

The Rebels have several new faces on this year's team, but that doesn't mean they don't lack experience. Four of the six newcomers are transfers, making the Rebels the most experienced team in the SEC in terms of Division I minutes (15,861) entering the 2020-21 season. Graduate transfers **Dimencio Vaughn** (Rider) and **Romello White** (Arizona State) played three seasons apiece at their previous schools, while **Robert Allen** (Samford) and **Jarkel Joiner** (CSU Bakersfield) already boast two years of experience at the Division I level.

## GREAT GRAD TRANSFERS

Ole Miss added a pair of superb grad transfers in **Dimencio Vaughn** (Rider) and **Romello White** (Arizona State). Vaughn rated as high as the No. 4 graduate transfer according to 247Sports, while White ranked fourth on ESPN's grad transfer list. Over 95 games for the Broncos, Vaughn scored 1,239 points and shot 47.4 percent from the floor while earning First Team All-MAAC honors twice. This past season, Vaughn averaged a team-high 14.8 points per game and 6.6 rebounds per game to rank fifth in the conference in both categories. The New York City native added 1.8 steals per game to lead the Broncos (second in the league), and his 48.4 field goal percentage ranked eighth in the MAAC. Over three seasons at Arizona State, White started 92 of the 95 games he played for the Sun Devils. He tallied 927 points during his ASU career, averaging 9.8 ppg and shooting 60.5 percent from the floor (second on the program's all-time list). During the 2019-20 campaign, White ranked second in the Pac-12 with 8.8 rebounds per game.

## OXFORD'S OWN

Having to sit out a year after transferring from CSU Bakersfield, it's been a long wait for **Jarkel Joiner** to play for his hometown school. Joiner brings an electric game to the Ole Miss backcourt, having led the WAC in scoring (18.6 ppg) and breaking the CSU Bakersfield single season scoring record (532 points) during the 2018-19 campaign. Before taking his talents out west, Joiner starred in Ole Miss' backyard at Oxford High School. As a senior, he ranked fourth in the nation in scoring (36.5 ppg) to lead the Chargers to the state semifinals. Joiner was often found throwing alley-oops to fellow Oxford native and current Seattle Seahawks wide receiver D.K. Metcalf.

## REPLACING TYREE

The Rebels have a big void to fill with the graduation of Breein Tyree, who signed with the Miami Heat on Sunday (Nov. 22). The Somerset, New Jersey, native ranked second in the SEC in scoring a season ago by averaging 19.7 ppg (36th nationally). Tyree put the team on his back at times, producing 15 games of at least 20 points that included a career-high 40 points against rival Mississippi State (Feb. 11). Earning First Team All-SEC accolades twice, Tyree etched his name in the Ole Miss record book for several categories.

Category	Rank	Stat
Points	6th	1,797
3-Pointers Made	6th	207
Free Throws Made	9th	384
Field Goals Made	10th	603
Assists	10th	325
Minutes Played	10th	3,634

## LUIS IS BACK

**Luis Rodriguez** saw his 2019-20 campaign cut short just five games into the season, suffering a foot fracture during a pregame shootaround. At the time, he was a starter and ranked second on the team in rebounds (5.2 per game). The Los Angeles, California, native is back this season and was even granted a medical hardship by the NCAA, retaining his sophomore status.

## ALLEN GRANTED IMMEDIATE ELIGIBILITY

After transferring to Ole Miss from Samford in the spring, forward **Robert Allen** was declared immediately eligible for the 2020-21 season. Allen was one of Samford's leading scorers and rebounders over a pair of seasons. Playing 65 games for the Bulldogs, he averaged 12.0 ppg and 7.7 rebounds per game to go along with 11 double-doubles. Wrapping up his sophomore season, Allen finished with a team-high 43 blocks through 32 games. He scored 14.1 ppg and pulled down 7.0 rpg, ranking second on the team in both categories. His 1.3 blocks per game was third in the Southern Conference, while his rebounding average ranked fifth.

## OLE MISS DEBUTS

In the season-opening win over Jackson State, six Rebels made their debut in an Ole Miss uniform: **Robert Allen**, **Jarkel Joiner**, **Matthew Murrell**, **Shon Robinson**, **Dimencio Vaughn** and **Romello White**. The newcomers scored 27 of the teams 80 points (33.8 percent) led by eight from White.

## MARSHALL HENDERSON RETURNS TO OLE MISS

One of the most popular players in Ole Miss basketball history returned to campus when head coach **Kermit Davis** announced the addition of Marshall Henderson to his staff in August. Henderson, who led the Rebels to a SEC Tournament title and NCAA Tournament appearance in 2013, is serving as a graduate manager. In just two years in Oxford, Henderson quickly became a fan favorite. He gained national recognition for his intensity on the court and his sharp

shooting from beyond the arc. Henderson made at least one three-pointer in all 66 games as a Rebel, setting an SEC record. He tallied 1,293 points, 21st in program history, and his scoring average (19.6 ppg) ranks seventh in the Ole Miss record books. Henderson made more threes than any other Rebel in a single season, draining 138 as a junior (SEC record at the time) before knocking down another 129 as a senior to earn All-SEC honors both seasons. The Hurst, Texas, native sits third all-time in three-pointers made (267) and free throw percentage (.857) over his career. After college, Henderson spent five years playing professionally before getting into coaching. He signed with the Sacramento Kings prior to the 2015-16 season and joined the organization's NBA D League team, the Reno Bighorns (now called the Stockton Kings competing in the NBA G League). Henderson took his talents outside of the United States as well, playing in China, Italy, Iraq and Qatar. Making the transition to coaching, Henderson started at Birdville High School (North Richland Hills, Texas) in 2018. Last year, he was an assistant coach at Thomas University, an NAIA school in Georgia.

#### ANOTHER HISTORIC SIGNING CLASS

**Kermit Davis** announced the addition of three talented prospects on National Signing Day (Nov. 11). **Daeshun Ruffin**, **Grant Slatten** and **James White** all signed National Letters of Intent on the first day of the early signing period, planning to join the Rebels for the 2021-22 season. Davis and his coaching staff (**Win Case**, **Ronnie Hamilton**, **Levi Watkins**) continue to bring in the highest-ranked recruits Ole Miss has ever seen, putting together another top-30 class.

- Ruffin: One year after **Matthew Murrell** became the highest ranked prospect in program history (No. 39 according to ESPN and 247Sports Composite Rankings), Davis and company signed Ruffin (No. 21 on ESPN's Top 100). Averaging 26.9 ppg and 4.9 rpg throughout the season, including scoring at least 30 points in 11 games, he was tabbed the 2020 Mississippi Gatorade Player of the Year.

- Slatten: Ranked the No. 7 player in the state of Tennessee, Slatten has already scored more than 2,000 points over his career at White County High School. The 3-star guard averaged 26.8 ppg, 5.5 rpg and 3.9 apg as a junior, leading his team to a district championship.

- White: Another 6-foot-5 guard just like Slatten, White is a preseason all-state guard entering his senior season after earning all-state honors last year. He is the No. 9 player in the state of Georgia, according to 247Sports, as a scoring machine, tallying 724 points (24.1 ppg) during his junior campaign to rank among the state's top five scorers.

## THE PAVILION RECORD BOOK

## INDIVIDUAL (OLE MISS)

Points:	43	Stefan Moody vs. Mississippi St. (3-3-16)
FG att:	25	Stefan Moody vs. Vanderbilt (2-6-16)
FG made:	13	2x, MR: Breein Tyree vs. Mississippi St. (2-11-20)
3-pt att:	15	Stefan Moody vs. Vanderbilt (2-6-16)
3-pt made:	8	Breein Tyree vs. Middle Tennessee (12-14-19)
FT att:	18	3x, MR: Devontae Shuler vs. No. 16 Auburn (1-28-20)
FT made:	15	2x, MR: Stefan Moody vs. Mississippi St. (3-3-16)
Rebounds:	19	Sebastian Saiz vs. UMass (11-14-16)
Assists:	10	Devontae Shuler vs. Auburn (1-6-21)
Blocks:	6	Sebastian Saiz vs. Bradley (12-19-16)
Steals:	7	2x, MR: Terence Davis vs. Texas A&M (2-6-19)

## TEAM (OLE MISS)

Points:	97	2x, MR: vs. Illinois State (12-16-17)
Few points:	47	vs. Georgia (1-11-17)
FG att:	73	2x, MR: vs. Illinois State (12-16-17)
FG made:	36	vs. South Dakota State (11-28-17)
FG pct:	61.5	vs. Chattanooga (12-16-18)
3-pt att:	33	2x, MR: vs. Montana (11-24-16)
3-pt made:	14	2x, MR: vs. Middle Tennessee (12-14-19)
3-pt pct:	63.6	14-22 vs. Middle Tennessee (12-14-19)
FT att:	46	vs. UMass (11-14-16)
FT made:	33	vs. UMass (11-14-16)
FT pct:	96.2	25-26 vs. Arkansas (1-11-20)
Rebounds:	50	2x, MR: Tennessee (1-17-17)
Assists:	26	vs. Vanderbilt (2-29-20)
Blocks:	13	vs. Bradley (12-19-16)
Steals:	15	vs. Western Michigan (11-10-18)

## INDIVIDUAL (OPPONENT)

Points:	34	2x, MR: Isaiah Joe, Arkansas (1-11-20)
FG att:	24	Bryce Brown, No. 10 Auburn (1-9-19)
FG made:	12	Malik Monk, No. 8 Kentucky (12-29-16)
3-pt att:	19	Bryce Brown, No. 10 Auburn (1-9-19)
3-pt made:	7	4x, MR: Isaiah Joe, Arkansas (1-11-20)
FT att:	18	Keith Stone, Florida (1-13-18)
FT made:	13	Keith Stone, Florida (1-13-18)
Rebounds:	13	3x, MR: Jontay Porter, Missouri (2-6-18)
Assists:	11	Isaiah Briscoe, No. 8 Kentucky (12-29-16)
Blocks:	8	Clevon Brown, Vanderbilt (3-3-18)
Steals:	5	J.J. Frazier, Georgia (1-9-16)

## TEAM (OPPONENT)

Points:	103	Alabama (2-22-20)
Few points:	43	2x, MR: UT Martin (12-22-20)
FG att:	74	2x, MR: South Dakota State (11-28-17)
FG made:	38	No. 24 Iowa State (1-26-19)
FG pct:	69.1	No. 24 Iowa State (1-26-19)
3-pt att:	41	South Dakota State (11-28-17)
3-pt made:	18	South Dakota State (11-28-17)
3-pt pct:	60.0	Georgia (1-16-21)
FT att:	36	2x, MR: No. 16 Auburn (1-28-20)
FT made:	26	2x, MR: No. 16 Auburn (1-28-20)
FT pct:	90.9	10-11, Florida (2-8-20)
Rebounds:	49	2x, MR: Illinois State (12-16-17)
Assists:	26	No. 24 Iowa State (1-26-19)
Blocks:	8	2x, MR: Vanderbilt (3-3-18)
Steals:	12	Mississippi State (3-3-16)

## THE PAVILION AT OLE MISS FAQs

**What is the official name of The Pavilion?**

The official name is The Pavilion at Ole Miss.

**Does The Pavilion have a nickname like the Tad Pad?**

No, the name of the facility is The Pavilion at Ole Miss, or simply The Pavilion.

**When did The Pavilion at Ole Miss open?**

January 7, 2016

**What was the total cost?**

\$96.5 million

**Where is media parking?**

Media parking for the 2020-21 season will be in the parking garage and will be distributed on a game-by-game basis.

**Where is the media entrance?**

The media will-call table is located in the southwest corner of The Pavilion. For those parking inside the garage, media will-call is located on the concourse level of the parking garage (C on elevators). The media entrance will open 1.5 hours prior to tipoff.

**Where is the media workroom?**

In The Pavilion, the workroom is located in the southwest corner of the floor level through the visiting team tunnel. However, due to COVID-19 protocols, the media workroom is close for the 2020-21 season.

**Where is the media seating?**

Media seating is located in the at the top of section 101 in the southwest corner of The Pavilion.

**How do I obtain media credentials for games at the Pavilion?**

Media credentials may be requested through the Athletics Communications Office for game credentials. Requests for credentials should be emailed to Adam Kuffner (kuffner@olemiss.edu) and will be limited to working members of the media.

**Where are the scouting seats located?**

Scouting seats are available in the media seating area at the top of section 101. Additional seating may be purchased by contacting Adam Kuffner in the Athletics Communications office.

**What is the postgame interview policy?**

Both team locker rooms are CLOSED to the media following the game. Ole Miss head coach Kermit Davis will address the media approximately 10 minutes after the game via Zoom. Selected players will be brought onto the Zoom call following Coach Davis. Visiting coach and player interviews will be coordinated through the visiting team's communications contact.

## THE PAVILION QUICK FACTS

<b>Arena Name</b> .....	The Pavilion at Ole Miss
<b>Ground Breaking</b> .....	July 31, 2014
<b>Opening Date</b> .....	Jan. 7, 2016
<b>Capacity</b> .....	9,500
<b>Record Crowd</b> .....	9,500 (9 times)
<b>All-Time Record</b> .....	59-29 (.670)
<b>Current Streak</b> .....	W1
<b>Longest Winning Streak</b> .....	W7

## THE PAVILION FIRSTS

<b>First Game</b> .....	vs. Alabama (1/7/16)
<b>First Win</b> .....	vs. Alabama (1/7/16)
<b>First Overtime Game</b> .....	vs. USC (1/19/16)
<b>First Point</b> .....	Tomasz Gielo (3FG, 19:11/1H)
<b>First FG</b> .....	Tomasz Gielo (3FG, 19:11/1H)
<b>First 3-Pointer</b> .....	Tomasz Gielo (19:11/1H)
<b>First Dunk</b> .....	Jimmie Taylor, Alabama (11:0/1H)
<b>First Dunk (OM)</b> .....	Sebastian Saiz (17:09/2H)



GAME-BY-GAME STATS

OPPONENT	1H-2H-F	FG-FGA	PCT	3P-3PA	PCT	FT-FTA	PCT	OF-DF-TotRb	A	TO	BLK	STL
Jackson State	12-33-45	15-50	30.0	2-10	20.0	13-18	72.2	16-25-41	4	26	3	8
OLE MISS	41-39-80	29-61	47.5	8-21	38.1	14-19	73.7	11-24-35	21	12	5	9
UNCW	18-40-58	21-51	41.2	9-21	42.9	7-13	53.8	8-18-26	13	19	1	8
OLE MISS	38-40-78	30-58	51.7	4-15	26.7	14-21	66.7	15-25-40	17	15	5	8
Central Arkansas	23-31-54	17-48	35.4	4-16	25.0	16-21	76.2	7-32-39	11	22	0	3
OLE MISS	35-33-68	22-65	33.8	4-25	16.0	20-26	76.9	16-27-43	14	10	6	8
OLE MISS	32-38-70	28-51	54.9	2-14	14.3	12-19	63.2	4-31-35	7	17	2	11
Middle Tennessee	22-29-51	17-57	29.8	5-22	22.7	12-15	80.0	11-25-46	4	19	2	5
OLE MISS	31-31-62	24-59	40.7	7-21	33.3	7-12	58.3	15-26-41	9	17	4	4
Dayton	24-41-65	23-45	51.1	8-15	53.3	11-18	61.1	2-22-24	11	17	2	8
UT Martin	19-24-43	17-56	30.4	6-20	30.0	3-6	50.0	7-14-21	10	20	3	7
OLE MISS	47-43-90	35-59	59.3	9-22	40.9	11-16	68.8	12-33-45	25	16	5	7
OLE MISS	34-30-64	22-65	33.8	1-13	7.7	19-35	54.3	19-28-47	3	17	3	7
Alabama	43-39-82	28-65	43.1	12-37	32.4	14-24	58.3	14-32-46	15	15	5	6
Wichita State	39-44-83	26-50	52.0	9-20	45.0	22-26	84.6	9-27-36	14	16	1	2
OLE MISS	41-38-79	28-66	42.4	9-26	34.6	14-20	70.0	15-18-33	17	9	1	9
Auburn	29-32-61	22-61	36.1	10-33	33.3	7-9	77.9	13-24-37	13	16	2	7
OLE MISS	43-29-72	27-59	45.8	7-23	30.4	11-13	84.6	8-27-35	17	11	5	11
LSU	39-36-75	27-56	48.2	8-21	38.1	13-16	81.3	10-25-35	15	16	3	11
OLE MISS	21-40-61	17-48	35.4	8-26	30.8	19-28	67.9	11-21-32	11	20	4	11
OLE MISS	31-32-63	23-60	38.3	6-14	42.9	11-15	73.3	10-21-31	8	8	3	4
Florida	33-39-72	22-51	43.1	6-14	42.9	22-26	84.6	10-29-39	9	10	10	6
Georgia	29-49-78	27-46	58.7	9-15	60.0	15-17	88.2	3-21-24	18	16	1	7
OLE MISS	28-46-74	31-61	50.8	7-22	31.8	5-15	33.3	16-17-33	19	15	1	6
OLE MISS	29-35-64	26-57	45.6	5-18	27.8	7-8	87.5	9-28-37	10	10	5	10
Mississippi St.	21-25-46	18-52	34.6	4-14	28.6	6-10	60.0	8-23-31	12	12	5	6
Texas A&M	28-22-50	20-51	39.2	5-21	23.8	5-8	62.5	8-23-31	14	18	3	5
OLE MISS	31-30-61	19-43	44.2	5-17	29.4	18-29	62.1	8-24-32	12	15	5	10

## REBEL CAREER HIGHS

#0

**ROMELLO WHITE****POINTS**

20, 2x, MR: at Alabama (12/29/20)

**REBOUNDS**

11 at Alabama (12/29/20)

**FIELD GOALS**

7, 2x, MR: at Middle Tenn. (12/16/20)

**FREE THROWS**

8 at Alabama (12/29/20)

**THREE-POINTERS**

---

**ASSISTS**

3, 2x, MR: vs. UT Martin (12/22/20)

**STEALS**

2 at Middle Tenn. (12/16/20)

**BLOCKS**

3, 2x, MR: vs. Texas A&amp;M (1/23/21)

#1

**AUSTIN CROWLEY****POINTS**

11, 2x, MR: vs. UT Martin (12/22/20)

**REBOUNDS**

10 vs. Auburn (1/6/21)

**FIELD GOALS**

4, 3x, MR: vs. Auburn (1/6/21)

**FREE THROWS**

3 at Mississippi St. (3/7/20)

**THREE-POINTERS**

3 vs. UT Martin (12/22/20)

**ASSISTS**

8 vs. Vanderbilt (2/29/20)

**STEALS**

4 vs. Auburn (1/6/21)

**BLOCKS**

2 vs. Central Arkansas (12/14/20)

#2

**DEVONTAE SHULER****POINTS**

28 vs. LSU (2/1/20)

**REBOUNDS**

11 vs. Arkansas (1/11/20)

**FIELD GOALS**

9, 3x, MR: vs. Georgia (1/16/21)

**FREE THROWS**

13 vs. Auburn (1/28/20)

**THREE-POINTERS**

6 vs. Wichita State (1/2/21)

**ASSISTS**

10 vs. Auburn (1/6/21)

**STEALS**

5 vs. Missouri (2/16/19)

**BLOCKS**

3 vs. Western Michigan (11/15/19)

#3

**KHADIM SY****POINTS**

20 vs. Southeastern Louisiana (12/21/19)

**REBOUNDS**

8, 5x, MR: vs. Alabama (2/22/20)

**FIELD GOALS**

7, 2x, MR: vs. Mississippi St. (2/11/20)

**FREE THROWS**

6 vs. Arkansas (1/11/20)

**THREE-POINTERS**

3 vs. Auburn (1/6/21)

**ASSISTS**

3 vs. Butler (12/3/19)

**STEALS**

2, 5x, MR: vs. Texas A&amp;M (1/23/21)

**BLOCKS**

3, 2x, MR: at Mississippi St. (3/7/20)

#4

**ANTAVION COLLUM****POINTS**

7 vs. Oklahoma State (11/29/19)

**REBOUNDS**

7 at Kentucky (2/15/20)

**FIELD GOALS**

2, 2x, MR: vs. Alabama (2/22/20)

**FREE THROWS**

3 vs. Oklahoma State (11/29/19)

**THREE-POINTERS**

1, 2x, MR: at Wichita St. (1/4/20)

**ASSISTS**

3 vs. South Carolina (2/5/20)

**STEALS**

2 vs. Western Michigan (11/15/19)

**BLOCKS**

---

#5

**KJ BUFFEN****POINTS**

23 vs. Norfolk State (11/12/19)

**REBOUNDS**

10, 2x, MR: vs. Missouri (3/4/20)

**FIELD GOALS**

9 vs. Norfolk State (11/12/19)

**FREE THROWS**

10 at Florida (1/14/20)

**THREE-POINTERS**

1, 13x, MR: at MSU (1/19/21)

**ASSISTS**

6 vs. Penn State (11/27/19)

**STEALS**

4 vs. Penn State (11/27/19)

**BLOCKS**

3 vs. Tennessee Tech (12/29/19)

#11

**MATTHEW MURRELL****POINTS**

13 vs. UT Martin (12/22/20)

**REBOUNDS**

5, 2x, MR: at Alabama (12/29/20)

**FIELD GOALS**

5 vs. UT Martin (12/22/20)

**FREE THROWS**

4 vs. Jackson State (12/10/20)

**THREE-POINTERS**

3 vs. UT Martin (12/22/20)

**ASSISTS**

2, 3x, MR: vs. LSU (1/9/21)

**STEALS**

3 vs. LSU (1/9/21)

**BLOCKS**

1 vs. LSU (1/9/21)

#12

**SHON ROBINSON****POINTS**

6 vs. UT Martin (12/22/20)

**REBOUNDS**

2 vs. UT Martin (12/22/20)

**FIELD GOALS**

2 vs. UT Martin (12/22/20)

**FREE THROWS**

2 vs. UT Martin (12/22/20)

**THREE-POINTERS**

---

**ASSISTS**

---

**STEALS**

---

**BLOCKS**

1 at Central Arkansas (12/14/20)

#14

**DIMENCIO VAUGHN****POINTS**

7 at Mississippi State (1/19/21)

**REBOUNDS**

5 vs. UT Martin (12/22/20)

**FIELD GOALS**

3 at Mississippi State (1/19/21)

**FREE THROWS**

3 vs. LSU (1/9/21)

**THREE-POINTERS**

1, 2x, MR: at MSU (1/19/21)

**ASSISTS**

2 vs. Jackson State (12/10/20)

**STEALS**

2 vs. Georgia (1/16/21)

**BLOCKS**

---

#15

**LUIS RODRIGUEZ****POINTS**

14 vs. UNCW (12/12/20)

**REBOUNDS**

14 at Dayton (12/19/20)

**FIELD GOALS**

6 vs. UNCW (12/12/20)

**FREE THROWS**

7 vs. Central Arkansas (12/14/20)

**THREE-POINTERS**

2, 4x, MR: at Florida (1/12/21)

**ASSISTS**

4, 6x, MR: vs. Wichita State (1/2/21)

**STEALS**

4 vs. Wichita State (1/2/21)

**BLOCKS**

2, 3x, MR: at Dayton (12/19/20)

#21

**ROBERT ALLEN****POINTS**

12 vs. Central Arkansas (12/14/20)

**REBOUNDS**

6 vs. Central Arkansas (12/14/20)

**FIELD GOALS**

5 vs. Central Arkansas (12/14/20)

**FREE THROWS**

2, 6x, MR: vs. Texas A&amp;M (1/23/21)

**THREE-POINTERS**

1 vs. Jackson State (12/10/20)

**ASSISTS**

3 vs. Jackson State (12/10/20)

**STEALS**

3 vs. Texas A&amp;M (1/23/21)

**BLOCKS**

1, 3x, MR: at Florida (1/12/21)

#23

**SAMMY HUNTER****POINTS**

8 vs. Western Michigan (11/15/19)

**REBOUNDS**

4, 2x, MR: vs. Seattle (11/19/19)

**FIELD GOALS**

4 vs. Western Michigan (11/15/19)

**FREE THROWS**

4 vs. Seattle (11/19/19)

**THREE-POINTERS**

1, 3x, MR: at LSU (1/9/21)

**ASSISTS**

2, 4x, MR: vs. Tennessee Tech (12/29/19)

**STEALS**

3 vs. Missouri (3/4/20)

**BLOCKS**

3 vs. Vanderbilt (2/29/20)

#24

**JARKEL JOINER****POINTS**

22 vs. Georgia (1/16/21)

**REBOUNDS**

7 vs. Texas A&amp;M (1/23/21)

**FIELD GOALS**

9 vs. Georgia (1/16/21)

**FREE THROWS**

6, 2x, MR: vs. Texas A&amp;M (1/23/21)

**THREE-POINTERS**

2, 3x, MR: vs. Georgia (1/16/21)

**ASSISTS**

3 vs. Auburn (1/6/21)

**STEALS**

2, 2x, MR: at MSU (1/19/21)

**BLOCKS**

2 at Mississippi State (1/19/21)

#33

**JOHN MCBRIDE****POINTS**

3 vs. Tennessee Tech (12/29/19)

**REBOUNDS**

2 vs. Western Michigan (11/15/19)

**FIELD GOALS**

1 vs. Tennessee Tech (12/29/19)

**FREE THROWS**

---

**THREE-POINTERS**

1 vs. Tennessee Tech (12/29/19)

**ASSISTS**

---

**STEALS**

---

**BLOCKS**

1 at Tennessee (1/21/20)

## SEASON HIGHS

## #0

## ROMELLO WHITE

## POINTS

20, 2x, MR: at Alabama (12/29/20)

## REBOUNDS

11 at Alabama (12/29/20)

## FIELD GOALS

7, 2x, MR: at Middle Tenn. (12/16/20)

## FREE THROWS

8 at Alabama (12/29/20)

## THREE-POINTERS

---

## ASSISTS

3, 2x, MR: vs. UT Martin (12/22/20)

## STEALS

2 at Middle Tenn. (12/16/20)

## BLOCKS

3, 2x, MR: vs. Texas A&amp;M (1/23/21)

## #1

## AUSTIN CROWLEY

## POINTS

11 vs. UT Martin (12/22/20)

## REBOUNDS

10 vs. Auburn (1/6/21)

## FIELD GOALS

4, 2x, MR: vs. Auburn (1/6/21)

## FREE THROWS

2, 2x, MR: vs. LSU (1/9/21)

## THREE-POINTERS

3 vs. UT Martin (12/22/20)

## ASSISTS

3, 2x, MR: vs. Wichita St. (1/2/21)

## STEALS

4 vs. Auburn (1/6/21)

## BLOCKS

2 vs. Central Arkansas (12/14/20)

## #2

## DEVONTAE SHULER

## POINTS

24 vs. Georgia (1/16/21)

## REBOUNDS

4, 4x, MR: vs. Texas A&amp;M (1/23/21)

## FIELD GOALS

9, 2x, MR: vs. Georgia (1/16/21)

## FREE THROWS

4 at Alabama (12/29/20)

## THREE-POINTERS

6 vs. Wichita State (1/2/21)

## ASSISTS

10 vs. Auburn (1/6/21)

## STEALS

3, 4x, MR: at MSU (1/19/21)

## BLOCKS

1 vs. Auburn (1/6/21)

## #3

## KHADIM SY

## POINTS

13 vs. Auburn (1/6/21)

## REBOUNDS

5 at Mississippi State (1/19/21)

## FIELD GOALS

5, 2x, MR: vs. Auburn (1/6/21)

## FREE THROWS

2 vs. LSU (1/9/21)

## THREE-POINTERS

3 vs. Auburn (1/6/21)

## ASSISTS

1, 4x, MR: at MSU (1/19/21)

## STEALS

2, 2x, MR: vs. Texas A&amp;M (1/23/21)

## BLOCKS

1 vs. Auburn (1/6/21)

## #4

## ANTAVION COLLUM

## POINTS

2, 3x, MR: vs. UT Martin (12/22/20)

## REBOUNDS

4 vs. Jackson State (12/10/20)

## FIELD GOALS

1, 3, MR: vs. UT Martin (12/22/20)

## FREE THROWS

---

## THREE-POINTERS

---

## ASSISTS

2 vs. Jackson State (12/10/20)

## STEALS

1, 2x, MR: vs. UT Martin (12/22/20)

## BLOCKS

---

## #5

## KJ BUFFEN

## POINTS

18 vs. Wichita State (1/21/20)

## REBOUNDS

8 at Alabama (12/29/20)

## FIELD GOALS

7 vs. UT Martin (12/22/20)

## FREE THROWS

5 vs. Wichita State (1/2/21)

## THREE-POINTERS

1, 3x, MR: at MSU (1/19/21)

## ASSISTS

5 at Mississippi St. (1/19/21)

## STEALS

2, 4x, MR: at MSU (1/19/21)

## BLOCKS

2, 2x, MR: vs. LSU (1/9/21)

## #11

## MATTHEW MURRELL

## POINTS

13 vs. UT Martin (12/22/20)

## REBOUNDS

5, 2x, MR: at Alabama (12/29/20)

## FIELD GOALS

5 vs. UT Martin (12/22/20)

## FREE THROWS

4 vs. Jackson State (12/10/20)

## THREE-POINTERS

3 vs. UT Martin (12/22/20)

## ASSISTS

2, 3x, MR: vs. LSU (1/9/21)

## STEALS

3 vs. LSU (1/9/21)

## BLOCKS

1 vs. LSU (1/9/21)

## #12

## SHON ROBINSON

## POINTS

6 vs. UT Martin (12/22/20)

## REBOUNDS

2 vs. UT Martin (12/22/20)

## FIELD GOALS

2 vs. UT Martin (12/22/20)

## FREE THROWS

2 vs. UT Martin (12/22/20)

## THREE-POINTERS

---

## ASSISTS

---

## STEALS

---

## BLOCKS

1 at Central Arkansas (12/14/20)

## #14

## DIMENCIO VAUGHN

## POINTS

7 at Mississippi State (1/19/21)

## REBOUNDS

5 vs. UT Martin (12/22/20)

## FIELD GOALS

3 at Mississippi State (1/19/21)

## FREE THROWS

3 vs. LSU (1/9/21)

## THREE-POINTERS

1, 2x, MR: at MSU (1/19/21)

## ASSISTS

2 vs. Jackson State (12/10/20)

## STEALS

2 vs. Georgia (1/16/21)

## BLOCKS

---

## #15

## LUIS RODRIGUEZ

## POINTS

14 vs. UNCW (12/12/20)

## REBOUNDS

14 at Dayton (12/19/20)

## FIELD GOALS

6 vs. UNCW (12/12/20)

## FREE THROWS

7 vs. Central Arkansas (12/14/20)

## THREE-POINTERS

2, 4x, MR: at Florida (1/12/21)

## ASSISTS

4, 5x, MR: vs. Wichita St. (1/2/21)

## STEALS

4 vs. Wichita State (1/2/21)

## BLOCKS

2, 2x, MR: at Dayton (12/19/20)

## #21

## ROBERT ALLEN

## POINTS

12 vs. Central Arkansas (12/14/20)

## REBOUNDS

6 vs. Central Arkansas (12/14/20)

## FIELD GOALS

5 vs. Central Arkansas (12/14/20)

## FREE THROWS

2, 6x, MR: vs. Texas A&amp;M (1/23/21)

## THREE-POINTERS

1 vs. Jackson State (12/10/20)

## ASSISTS

3 vs. Jackson State (12/10/20)

## STEALS

3 vs. Texas A&amp;M (1/23/21)

## BLOCKS

1, 3x, MR: at Florida (1/12/21)

## #23

## SAMMY HUNTER

## POINTS

5 vs. UT Martin (12/22/20)

## REBOUNDS

2, 2x, MR: vs. LSU (1/9/21)

## FIELD GOALS

1, 3x, MR: vs. LSU (1/9/21)

## FREE THROWS

3 vs. UT Martin (12/22/20)

## THREE-POINTERS

1, 2x, MR: vs. LSU (1/9/21)

## ASSISTS

1, 2x, MR: vs. LSU (1/9/21)

## STEALS

---

## BLOCKS

1 vs. Jackson State (12/10/20)

## #24

## JARKEL JOINER

## POINTS

22 vs. Georgia (1/16/21)

## REBOUNDS

7 vs. Texas A&amp;M (1/23/21)

## FIELD GOALS

9 vs. Georgia (1/16/21)

## FREE THROWS

6, 2x, MR: vs. Texas A&amp;M (1/23/21)

## THREE-POINTERS

2, 3x, MR: vs. Georgia (1/16/21)

## ASSISTS

3 vs. Auburn (1/6/21)

## STEALS

2, 2x, MR: at MSU (1/19/21)

## BLOCKS

2 at Mississippi State (1/19/21)

## #33

## JOHN MCBRIDE

## POINTS

1 vs. Jackson State (12/10/20)

## REBOUNDS

1 vs. Jackson State (12/10/20)

## FIELD GOALS

---

## FREE THROWS

1 vs. Jackson State (12/10/20)

## THREE-POINTERS

---

## ASSISTS

---

## STEALS

---

## BLOCKS

---

## THE LAST TIME ...

## AN OLE MISS TEAM...

Scored 100+ points at home ..... 105 vs. Oregon (Dec. 8, 2013)  
 Scored 100+ points on the road ..... 104 at Mississippi St. (40t) (Jan. 24, 1990)  
 Scored 100+ points and lost ..... 105 vs. Oregon (Dec. 8, 2013)  
 Scored 110+ points ..... 111 vs. Mississippi Valley St. (Nov. 22, 2013)  
 Scored 50 points or less ..... 44 at Mississippi St. (March 7, 2020)  
 Scored 40 points or less ..... 37 vs. Oklahoma St. (Nov. 29, 2019)  
 Scored 50 or less and won ..... 50-48 vs. SMU (Jan. 3, 2012)  
 Held opponent to 50 or less ..... 50 vs. Texas A&M (Jan. 23, 2021)  
 Won an overtime game ..... 90-87 at Missouri (Feb. 20, 2018)  
 Lost an overtime game ..... 83-82 vs. #16 Auburn (Jan. 28, 2020)  
 Won a double overtime game ..... 90-87 vs. Texas Tech (Mar. 23, 2010)  
 Lost a double overtime game ..... 83-82 vs. #16 Auburn (Jan. 28, 2020)  
 Played a triple overtime game ..... Never Happened  
 Played a four-overtime game ..... 104-102 at Mississippi St. (Jan. 24, 1990)

Made 10+ three-point field goals ..... 14 vs. Middle Tennessee (Dec. 14, 2019)  
 Made 12+ three-point field goals ..... 14 vs. Middle Tennessee (Dec. 14, 2019)  
 Made 15+ three-point field goals ..... 15 at Syracuse (March 18, 2017)  
 Allowed 10+ three-point field goals ..... 10, Auburn (Jan. 6, 2021)  
 Had 15+ rebound margin ..... 24 vs. UT Martin (Dec. 22, 2020)  
 Had 20+ rebound margin ..... 24 vs. UT Martin (Dec. 22, 2020)  
 Had 25+ rebound margin ..... 24 vs. UT Martin (Dec. 22, 2020)  
 Had 50+ rebounds ..... 50 vs. Tennessee (Jan. 17, 2017)  
 Had 60+ rebounds ..... 64 vs. Troy (Nov. 27, 2007)  
 Had two players with 10+ rebounds ..... vs. Arkansas (Jan. 11, 2020)  
 ..... Devontae Shuler (11), KJ Buffen (10)  
 Had three players with 10+ rebounds ..... vs. Georgia (Jan. 9, 2016)  
 ..... Sebastian Saiz (10), Martavious Newby (10), and Rasheed Brooks (10)  
 Had two players with 20+ points ..... vs. Georgia (Jan. 16, 2021)  
 ..... Devontae Shuler (24), Jarkel Joiner (22)  
 Had two players with a double-double ..... vs. Arkansas (Jan. 11, 2020)  
 ..... Devontae Shuler (10 points, 11 rebounds), KJ Buffen (12 points, 10 rebounds)  
 Attempted 30+ free throws ..... 35 at Alabama (Dec. 29, 2020)  
 Attempted 40+ free throws ..... 55 vs. Missouri (March 9, 2017)  
 Attempted 50+ free throws ..... 55 vs. Missouri (March 9, 2017)  
 Made 25+ free throws ..... 25 vs. Missouri (March 4, 2020)  
 Made 30+ free throws ..... 31 vs. Missouri (March 9, 2017)  
 Made 35+ free throws ..... 40 vs. Georgia Southern (Nov. 17, 2015)  
 Made 40+ free throws ..... 40 vs. Georgia Southern (Nov. 17, 2015)  
 Shot 90% or better from FT line ..... 90.0% (9-10) vs. Florida (Feb. 8, 2020)

Had 20+ assists ..... 25 vs. UT Martin (Dec. 22, 2020)  
 Had 25+ assists ..... 25 vs. UT Martin (Dec. 22, 2020)  
 Had 30+ assists ..... 32 vs. Centenary (Dec. 19, 2009)

Had 20+ turnovers ..... 20 vs. LSU (Jan. 9, 2021)  
 Had 25+ turnovers ..... 26 vs. Southern Utah (Nov. 18, 2005)  
 Forced 20+ turnovers ..... 20 vs. UT Martin (Dec. 22, 2020)  
 Forced 25+ turnovers ..... 26 vs. Jackson St. (Dec. 10, 2020)  
 Forced 30+ turnovers ..... 31 vs. Louisiana-Monroe (Nov. 24, 2007)

Had 10+ steals ..... 10 at Mississippi State (Jan. 19, 2021)  
 Had 15+ steals ..... 15 vs. Western Michigan (Nov. 10, 2018)  
 Had 20+ steals ..... 20 vs. Lipscomb (Nov. 23, 2012)

Blocked 5+ shots ..... 5 vs. Texas A&M (Jan. 23, 2021)  
 Blocked 10+ shots ..... 10 vs. Texas A&M-Corpus Christi (Dec. 19, 2017)  
 Blocked 12+ shots ..... 13 vs. Bradley (Dec. 19, 2016)

Beat a ranked team ..... 81-77 at #14 Mississippi St. (Jan. 12, 2019)  
 Beat a ranked team on the road ..... 81-77 at #14 Mississippi St. (Jan. 12, 2019)  
 Beat a ranked team on a neutral floor ..... 75-68 vs. #23 Creighton (Nov. 28, 2014)

Kept every opposing player out of double figures ..... vs. UT Martin (Dec. 22, 2020)  
 Had all five starters score in double figures ..... at Middle Tennessee (Dec. 16, 2020)  
 Had five players score in double figures ..... at Middle Tennessee (Dec. 16, 2020)  
 Had six players score in double figures ..... at Auburn (Jan. 7, 2017)  
 Had no players score in double figures ..... vs. Oklahoma State (Nov. 29, 2019)

Overcame a 5-point+ halftime deficit to win ..... 16 vs. Penn State (Nov. 27, 2019)  
 Overcame a 5-point+ halftime deficit on the road to win ..... 8 at Missouri (March 9, 2019)  
 Overcame a 10-point+ halftime deficit to win ..... 16 vs. Penn State (Nov. 27, 2019)  
 Overcame a 20-point+ halftime deficit to win ..... 20 vs. Auburn (Feb. 11, 2017)  
 Overcame a 10-point+ second half deficit to win ..... 21 vs. Penn State (Nov. 27, 2019)  
 Overcame a 15-point+ second half deficit to win ..... 21 vs. Penn State (Nov. 27, 2019)  
 Overcame a 20-point+ second half deficit to win ..... 21 vs. Penn State (Nov. 27, 2019)

Went on a 20-0 run ..... 20 vs. Jackson St. (Dec. 10, 2020)  
 Went on a 25-0 run ..... 28 vs. Chattanooga (Dec. 16, 2018)

## AN OLE MISS PLAYER...

Scored 20+ points ..... 21, Jarkel Joiner vs. Texas A&M (Jan. 23, 2021)  
 Scored 30+ points ..... 40, Breein Tyree vs. Mississippi St. (Feb. 11, 2020)  
 Scored 35+ points ..... 40, Breein Tyree vs. Mississippi St. (Feb. 11, 2020)  
 Scored 40+ points ..... 40, Breein Tyree vs. Mississippi St. (Feb. 11, 2020)  
 Scored 50+ points ..... 53, Gerald Glass vs. LSU (Mar. 4, 1989)

Scored 20+ points in 5 straight games ..... Breein Tyree (Jan. 26-Feb. 14, 2019)  
 Scored 20+ points in 10 straight games ..... Stefan Moody (Nov. 25, 2015-Jan. 28, 2016)  
 Scored 20+ points in 14 straight games ..... Stefan Moody (Nov. 25, 2015-Jan. 28, 2016)  
 Scored 20+ points in 18 straight games ..... Joe Gibbon (Dec. 10, 1956-Feb. 28, 1957)  
 Scored 20+ points in 22 straight games ..... Johnny Neumann (Dec. 1, 1920-Feb. 22, 1971)

Made 5+ 3-pointers ..... 6, Devontae Shuler vs. Wichita St. (Jan. 2, 2021)  
 Made 7+ 3-pointers ..... 8, Breein Tyree vs. Middle Tennessee (Dec. 14, 2019)  
 Made 8+ 3-pointers ..... 8, Breein Tyree vs. Middle Tennessee (Dec. 14, 2019)  
 Made 9+ 3-pointers ..... 9, Deandre Burnett vs. Oral Roberts (Nov. 18, 2016)  
 Made 10+ 3-pointers ..... 10, Marshall Henderson vs. Oregon (Dec. 8, 2013)  
 Attempted 10+ 3-pointers ..... 12, Devontae Shuler vs. Wichita St. (Jan. 2, 2021)  
 Attempted 15+ 3-pointers ..... 17, Stefan Moody vs. Alabama (March 10, 2016)

Had a double-double ..... Romello White (20 points, 11 rebounds)  
 ..... at Alabama (Dec. 29, 2020)  
 Had a double-double in 2 straight games ..... Sebastian Saiz (3/4/17-3/9/17)  
 Had a double-double in 3 straight games ..... Sebastian Saiz (1/28/17-2/4/17)  
 Had a double-double in 4 straight games ..... Sebastian Saiz (1/28/17-2/8/17)  
 Had a double-double in 5 straight games ..... Sebastian Saiz (12/15/16-1/3/17)  
 Had a double-double in 6 straight games ..... Sebastian Saiz (12/15/16-1/7/17)  
 Had a double-double in 7 straight games ..... Rahim Lockhart (11/19/99-12/4/99)  
 Had 5+ double-doubles in a season ..... 5, Terence Davis, - 2016-17 season  
 ..... 23, Sebastian Saiz - 2016-17 season  
 Had 10+ double-doubles in a season ..... 23, Sebastian Saiz - 2016-17 season  
 Had 18+ double-doubles in a season ..... 23, Sebastian Saiz - 2016-17 season  
 Had 20+ double-doubles in a season ..... 23, Sebastian Saiz - 2016-17 season

Had 20+ points and 15+ rebounds ..... Sebastian Saiz, 21 pts/15 rebs  
 ..... vs. South Carolina (March 4, 2020)  
 Had 20+ points and 20+ rebounds ..... Walter Actwood, 22 pts/22 rebs  
 ..... vs. ISU-Evansville (Dec. 1, 1975)

Had 15+ rebounds ..... 15, Sebastian Saiz vs. Georgia Tech (March 21, 2017)  
 Had 20+ rebounds ..... 20, Murphy Holloway vs. Auburn (Feb. 24, 2010)  
 Had 10+ offensive rebounds ..... 10, Dwayne Curtis vs. Auburn (Feb. 25, 2006)  
 Had 10+ defensive rebounds ..... 10, Blake Hinson at Florida (Jan. 14, 2020)

Had 10+ assists ..... 10, Devontae Shuler vs. Auburn (Jan. 6, 2021)  
 Had 15+ assists ..... 15, Sean Tuohy vs. Auburn (Jan. 26, 1980)  
 Had 9+ assists and 0 turnovers ..... 9, Cullen Neal vs. South Alabama (Dec. 22, 2016)  
 Had 8+ assists and 0 turnovers ..... 8, Deandre Burnett at Texas A&M (Jan. 16, 2018)

Had 5+ blocks ..... 6, Sebastian Saiz vs. Bradley (Dec. 19, 2016)  
 Had 8+ blocks ..... 8, Reginald Buckner at Arkansas (Feb. 5, 2011)

Had 5+ steals ..... 5, Devontae Shuler vs. Missouri (Feb. 16, 2019)  
 Had 7+ steals ..... 7, Terence Davis vs. Texas A&M (Feb. 6, 2019)  
 Had 8+ steals ..... 8, Gerald Glass vs. Christian Bros. (Nov. 25, 1988)

Made 10+ free throws ..... 12, Breein Tyree vs. Alabama (Feb. 22, 2020)  
 Made 15+ free throws ..... 15, Stefan Moody vs. Mississippi St. (March 3, 2016)  
 Attempted 10+ free throws ..... 13, Romello White at Alabama (Dec. 29, 2020)  
 Attempted 15+ free throws ..... 18, Devontae Shuler vs. #16 Auburn (Jan. 28, 2020)  
 Attempted 20+ free throws ..... 20, Ansu Sesay vs. Arkansas (Feb. 18, 1995)  
 Shot 100% from the line (min. 10) ..... 12-12, Breein Tyree vs. Alabama (Feb. 22, 2020)

Shot 100% from the floor (min. 5) ..... Khadim Sy, 5-5  
 ..... at Missouri (Feb. 18, 2020)  
 Shot 90% from the floor (min. 10) ..... Devontae Shuler, 9-10,  
 ..... vs. Jackson St. (Dec. 10, 2020)

Played 40+ minutes ..... 40, Breein Tyree vs. South Carolina (Feb. 5, 2020)

Played 45+ minutes ..... 49, Blake Hinson vs. #16 Auburn (Jan. 28, 2020)  
 ..... 48, Devontae Shuler vs. #16 Auburn (Jan. 28, 2020)

Fouled out ..... Romello White at Florida (Jan. 12, 2021)



## RADIO/TV ROSTER




**ROMELLO WHITE**  
6-8 • 235 • F • Gr.  
Atlanta, Ga.



**AUSTIN CROWLEY**  
6-5 • 195 • G • So.  
West Point, Miss.




**DEVONTAE SHULER**  
6-2 • 185 • G • Sr.  
Irmo, S.C.



**KHADIM SY**  
6-10 • 238 • F • Sr.  
Dakar, Senegal



**ANTAVION COLLUM**  
6-7 • 230 • F • So.  
Memphis, Tenn.




**KJ BUFFEN**  
6-7 • 230 • F • Jr.  
Gainesville, Ga.



**MATTHEW MURRELL**  
6-4 • 200 • G • Fr.  
Memphis, Tenn.



**SHON ROBINSON**  
6-11 • 220 • F • R-Fr.  
Chicago, Ill.



**DIMENCIO VAUGHN**  
6-5 • 215 • F • Gr.  
New York, N.Y.



**LUIS RODRIGUEZ**  
6-6 • 210 • G/F • So.  
Los Angeles, Calif.




**ROBERT ALLEN**  
6-8 • 230 • F • Jr.  
Orlando, Fla.



**SAMMY HUNTER**  
6-9 • 225 • F • So.  
Nassau, Bahamas



**JARKEL JOINER**  
6-1 • 180 • G • Jr.  
Oxford, Miss.



**JOHN MCBRIDE**  
6-7 • 214 • G • So.  
Memphis, Tenn.



**KERMIT DAVIS**  
Head Coach  
Third year at Ole Miss



**WIN CASE**  
Assistant Coach  
Third year at Ole Miss



**RONNIE HAMILTON**  
Assistant Coach  
Third year at Ole Miss



**LEVI WATKINS**  
Assistant Coach  
Third year at Ole Miss

BOX SCORES

GAME 1: OLE MISS 80, JACKSON STATE 45



Official Basketball Box Score - Final  
**Jackson St. at Ole Miss**  
12/10/20 The Pavilion at Ole Miss, Oxford  
2020-21 Men's Basketball

Game Time: 7:00 PM  
Game Duration: 1:48  
Attendance: 1,804

Officials: Joe Lindsey, Chris Ford, Robert Felder

Jackson St. - 45		Record: 0-2												
NO. Name	Min	FG M-A	3P M-A	FT M-A	Rebounds OR DR TOT	Fouls PF FD	TP	AS	TO	ST	Blocks BS BA	+/-		
11 Jayveous McKinnis	F 37:41	6-11	0-0	0-0	4 8 12	2 1	12	0	4	1	3 2	-27		
15 Hezekiah Quinlan	C 15:34	0-3	0-2	4-4	0 0 0	3 3	4	1	1	0	0 1	-26		
3 Jonas James	G 30:40	1-5	0-0	2-2	0 1 1	1 2	4	3	2	0	0 0	-22		
4 Tristan Jarrett	G 30:49	5-11	1-3	2-2	3 5 8	4 2	13	0	6	2	0 0	-18		
10 Cainan McClelland	10:21	0-4	0-1	0-0	0 2 2	2 1	0	0	3	0	0 0	-19		
12 Darrian Wilson	16:12	0-1	0-1	0-0	0 1 1	1 0	0	0	1	1	0 0	-21		
23 Larry Kuimi	13:59	1-5	0-0	0 4	2 6	2 0	2	0	2	1	0 1	-11		
5 Calvin Temple	17:00	2-8	1-3	2-4	0 1 1	1 5	7	0	2	0	0 1	-27		
14 Wesley Taylor	04:36	0-1	0-0	0 0	0 0 0	0 0	0	0	0	0	0 0	-13		
2 Ken Evans	16:55	0-2	0-0	1-4	2 3 5	2 3	1	0	4	2	0 0	-1		
0 Demarion Bariffe-Smith	02:17	0-0	0-0	0 0	0 0 0	0 0	0	0	0	0	0 0	0		
22 Micheal Tate Jr.	03:56	0-1	0-0	2-2	1 0 1	1 0	2	0	0	1	0 0	10		
Team					2 2 4		0	1						
Totals		15-52	2-10	13-18	16 25 41	19 17	45	4	26	8	3 5	-35		

Shooting By Period	
1 <sup>st</sup> FG%	5-25 20.0%
3PT%	0-5 0.0%
FT%	2-4 50%
2 <sup>nd</sup> FG%	10-27 37.0%
3PT%	2-5 40.0%
FT%	11-14 78.6%
GM FG%	15-52 28.8%
3PT%	2-10 20.0%
FT%	13-18 72.2%
Dead Ball Rebounds: 2 0	

Ole Miss - 80		Record: 1-0												
NO.	Name	Min	FG M-A	3P M-A	FT M-A	Rebounds OR DR TOT	Fouls PF	TP PP	AS	TO	ST	Blocks BS BA	+/-	
3	Khadim Sy	F 13:09	5-6	1-2	0-0	0 2 2	0 0	11	1	2	1	0 0	17	
5	KJ Buffen	F 13:32	3-4	1-1	0-0	3 2 5	3 0	7	3	2	0	0 0	11	
2	Devontae Shuler	G 22:42	9-10	5-5	0-0	1 0 1	0 1	23	2	1	3	0 0	36	
15	Luis Rodriguez	G 22:10	2-7	0-2	0-0	1 2 3	4 1	4	4	0	2	0 1	13	
24	Jarkel Joiner	G 22:56	2-5	0-2	2-2	0 1 1	2 2	6	2	0	1	0 0	12	
21	Robert Allen	13:56	2-4	1-1	0-0	0 0 0	0 2	5	3	0	0	2 0	17	
0	Romello White	19:34	2-4	0-0	4-5	1 5 6	3 4	8	0	2	0	2 0	-4	
1	Austin Crowley	16:10	2-3	0-1	0-0	0 1 1	3 2	4	1	1	1	0 0	28	
11	Matthew Murrell	17:50	0-7	0-2	4-4	0 0 0	0 2	4	1	1	0	0 1	6	
14	Dimencio Vaughn	14:58	1-3	0-1	2-2	0 3 3	0 1	4	2	2	0	0 0	20	
23	Sammy Hunter	08:53	1-3	0-2	1-4	1 1 2	1 3	3	0	1	0	1 0	8	
4	Antavious Collum	08:34	0-2	0-1	0-0	2 2 4	0 0	2	0	0	1	0 0	-1	
12	Shon Robinson	03:14	0-2	0-1	0-0	0 0 0	0 1	0	0	0	0	0 0	-10	
33	John McBride	02:22	0-1	0-0	1-2	1 0 1	0 1	1	0	0	0	0 0	-6	
Team						1 5 6		0	0					
Totals			29-61	8-21	14-19	11 24 35	17 19	80	21	12	9	5 3	35	
Technical Fouls: NONE														

Shooting By Period	
1 <sup>st</sup> FG%	14-28 50.0%
3PT%	3-6 50.0%
FT%	10-13 76.9%
2 <sup>nd</sup> FG%	15-33 45.5%
3PT%	5-15 33.3%
FT%	4-6 66.7%
GM FG%	29-61 47.5%
3PT%	9-21 38.1%
FT%	14-19 73.7%
Dead Ball Rebounds: 1 0	

Points from		JSU	OLE
Biggest lead	2 (1 <sup>st</sup> 16:29)	48 (2 <sup>nd</sup> 8:55)	
Best Scoring Run	11 (2 <sup>nd</sup> 0:54)	20 (1 <sup>st</sup> 8:48)	
Lead Changes	2		
Times Tied	3		
Time with Lead	00:15	36:56	
Technical Fouls: NONE			

Period by Period Scoring		1st	2nd	TOT
Turnovers	8	20		
Paint	14	38		
Second Chance	10	11		
Fast Breaks	0	14		
Bench	12	29		
JSU		12	33	45
OLE		41	39	80

GAME 2: OLE MISS 78, UNCW 58



Official Basketball Box Score - Final  
**UNCW at Ole Miss**  
12/12/20 The Pavilion at Ole Miss, Oxford, Miss.  
2020-21 Ole Miss Men's Basketball

Game Time: 4:00 PM  
Game Duration: 1:56  
Attendance: 895

Officials: Rob Rorke, Jason Baker, Nathan Bemis

UNCW - 58		Record: 3-3												
NO. Name	Min	FG M-A	3P M-A	FT M-A	Rebounds OR DR TOT	Fouls PF	TP	AS	TO	ST	Blocks BS BA	+/-		
14 Joe Pridden	F 28:34	4-8	0-2	0-3	1 3 4	1 2	8	1	3	0	0 2	-22		
4 Mike Okauru	G 32:08	6-11	3-3	0-2	1 6 7	3 3	15	4	3	3	0 1	-9		
5 Jake Boggs	G 23:23	1-4	0-3	0-0	0 1 1	4 2	2	2	1	0	1 0	-14		
10 Jamahri Harvey	G 19:15	2-4	0-0	0-0	1 0 1	2 0	4	2	2	0	0 0	-6		
30 Jaylen Sims	G 39:05	3-11	3-8	4-4	0 4 4	3 4	13	2	4	0	0 0	-19		
0 Ty Gadsden	31:35	5-10	3-5	3-4	0 1 1	3 3	16	2	3	0	0 1	-15		
32 John Bowen	11:34	0-1	0-0	0-0	1 0 1	2 0	0	0	1	1	0 0	-7		
1 Brian Tolesree	09:23	0-1	0-0	0-0	0 1 1	1 2	0	0	1	0	0 0	-8		
24 Imajae Dodd	05:03	0-1	0-0	0-0	0 0 0	3 0	0	0	1	0	0 1	1		
Team					4 2 6		0	0						
Totals		21-51	9-21	7-13	8 18 26	22 16	58	13	19	8	1 5	-20		
Technical Fouls: NONE														

Shooting By Period	
1 <sup>st</sup> FG%	7-23 30.4%
3PT%	2-8 25.0%
FT%	2-4 50%
2 <sup>nd</sup> FG%	14-28 50.0%
3PT%	7-13 53.8%
FT%	5-9 55.6%
GM FG%	21-51 41.2%
3PT%	9-21 42.9%
FT%	7-13 53.8%
Dead Ball Rebounds: 3 0	

Ole Miss - 78		Record: 2-0												
NO. Name	Min	FG M-A	3P M-A	FT M-A	Rebounds OR DR TOT	Fouls PF	TP	AS	TO	ST	Blocks BS BA	+/-		
0 Romello White	F 32:41	7-8	0-0	6-7	1 5 6	0 6	20	2	0	1	2 0	26		
5 KJ Buffen	F 18:04	2-6	0-1	2-2	2 0 2	4 3	6	1	1	1	0 0	-6		
2 Devontae Shuler	G 29:40	7-15	2-6	2-2	0 0 0	2 2	18	6	5	3	0 0	27		
15 Luis Rodriguez	G 30:04	6-10	2-3	0-4	4 8 12	1 3	14	4	1	1	2 1	15		
24 Jarkel Joiner	G 26:55	2-5	0-1	2-2	2 2 4	0 2	6	2	2	0	0 0	4		
21 Robert Allen	20:58	1-2	0-0	0-0	0 4 4	3 0	2	1	1	1	0 0	21		
1 Austin Crowley	15:00	2-7	0-3	2-2	0 0 0	1 2	6	0	2	0	0 0	5		
3 Khadim Sy	03:23	1-2	0-0	0-0	0 1 1	0 1	2	0	0	0	0 0	-1		
11 Matthew Murrell	13:16	1-2	0-1	0-0	0 1 1	2 2	2	0	0	0	0 0	8		
14 Dimencio Vaughn	05:05	1-1	0-0	0-2	1 1 2	2 2	2	0	1	1	0 0	1		
23 Sammy Hunter	03:49	0-0	0-0	0-0	0 1 1	1 1	0	0	1	0	0 0	0		
4 Antavious Collum	01:05	0-0	0-0	0-0	0 0 0	0 0	0	1	0	0	0 0	0		
Team					5 2 7		0	1						
Totals		30-58	4-15	14-21	15 25 40	16 22	78	17	15	8	5 1	20		
Technical Fouls: NONE														

Shooting By Period	
1 <sup>st</sup> FG%	15-34 44.1%
3PT%	1-6 16.7%
FT%	7-8 87.5%
2 <sup>nd</sup> FG%	15-24 62.5%
3PT%	3-9 33.3%
FT%	7-13 53.8%
GM FG%	30-58 51.7%
3PT%	4-15 26.7%
FT%	14-21 66.7%
Dead Ball Rebounds: 2 0	

Points from		UNCW	OM
Biggest lead	2 (1 <sup>st</sup> 19:33)	26 (2 <sup>nd</sup> 15:10)	
Best Scoring Run	6 (2 <sup>nd</sup> 10:53)	11 (1 <sup>st</sup> 0:53)	
Lead Changes	3		
Times Tied	1		
Time with Lead	01:22	37:03	
Technical Fouls: NONE			

Period by Period Scoring		1st	2nd	TOT
Turnovers	9	24		
Paint	20	50		
Second Chance	2	15		
Fast Breaks	4	8		
Bench	16	14		
UNCW		18	40	58
OM		38	40	78

GAME 3: OLE MISS 68, CENTRAL ARKANSAS 54



Official Basketball Box Score - Final  
**Central Ark. at Ole Miss**  
12/14/20 The Pavilion at Ole Miss, Oxford  
2020-21 Men's Basketball

Game Time: 7:00 PM  
Game Duration: 1:59  
Attendance: 895

Officials: Bart Lenox, Gerald Williams, K.B. Burdett Jr.

Central Ark. - 54		Record: 0-5												
NO. Name	Min	FG M-A	3P M-A	FT M-A	Rebounds OR DR TOT	Fouls PF PD	TP	AS	TO	ST	Blocks BS BA	+/-		
23 Samson George	F 16:14	1-4	0-1	1-2	0 2 2	0 1	3	0	1	0	0 0	-8		
24 Jared Chatham	F 29:19	3-8	1-4	0-1	0 5 5	2 2	7	1	5	0	0 1	-16		
1 Rylan Bergensen	G 37:09	5-12	2-5	2-3	0 3 3	3 4	14	3	3	0	0 1	-17		
4 Khaleem Bennett	G 17:53	1-3	0-0	3-4	0 0 0	5 2	5	1	0	0	0 0	-12		
55 Deandre Jones	G 17:25	0-2	0-0	2-2	0 1 1	5 3	2	4	4	0	0 0	-7		
00 SK Shittu	19:56	2-3	0-0	0-1	0 7 7	1 2	4	1	1	1	0 0	-5		
10 Eddy Kayouloud	28:46	3-10	0-2	2-2	2 5 7	3 3	8	1	2	2	0 3	-3		
34 Jaxson Baker	10:18	0-2	0-1	2-2	0 1 1	2 1	2	0	1	0	0 1	-4		
5 Masai Olowokere	16:21	2-3	1-2	4-4	1 3 4	0 2 9	1	2	0	0	0 0	3		
20 Brendan Simmons	01:49	0-1	0-1	0-0	0 0 0	0 0	0	0	0	0	0 0	1		
32 Churchill Bounds	01:10	0-0	0-0	0-0	0 0 0	1 0	0	0	1	0	0 0	-1		
21 Jonas Munson	01:00	0-0	0-0	0-0	0 0 0	0 0	0	0	0	0	0 0	-1		
Team					4 5 9		0	1						
Totals		17-48	4-16	16-21	7 32 39	22 20	54	11	22	3	0 6	-14		

Shooting By Period		
1 <sup>st</sup>	FG%	5-21 23.8%
	3PT%	4-9 44.4%
	FT%	9-10 90%
2 <sup>nd</sup>	FG%	12-27 44.4%
	3PT%	0-7 0.0%
	FT%	7-11 63.6%
GM	FG%	17-48 35.4%
	3PT%	4-16 25.0%
	FT%	16-21 76.2%

Dead Ball Rebounds: 1, 0

BOX SCORES

GAME 5: DAYTON 65, OLE MISS 62



Official Basketball Box Score - Final  
**Ole Miss at Dayton**  
12/29/20 University of Dayton Arena, Dayton, Ohio  
2020-21 NCAA Men's Basketball

Game Time: 2:32 PM  
Game Duration: 2:12

Officials: Lee Cassell, Don Daly, Lamar Simpson

Ole Miss - 62

Record: 4-1

NO.	Name	Min	FG M-A	3P M-A	FT M-A	Rebounds OR DR TOT	Fouls PF FO	TP	AS	TO	ST	Blocks BS BA	+/-
0	Romello White	F 29:53	4-7	0-0	0-0	3 5 8	4 4	8	3	3	0	1 0	0
5	KJ Buffen	F 20:56	5-8	0-1	2-4	2 1 3	5 3	12	1	2	1	0 1	-7
2	Devontae Shuler	G 35:23	4-16	2-9	2-3	1 1 2	2 2	12	1	3	1	0 1	8
15	Luis Rodriguez	G 37:28	3-7	2-4	1-2	2 12 14	3 2	9	1	2	2	2 0	7
24	Jarkel Joiner	G 27:11	3-9	2-4	2-2	0 2 2	1 1	10	0	2	0	0 0	-8
21	Robert Allen	15:08	3-6	0-1	0-0	3 1 4	0 0	6	1	2	0	1 0	4
23	Sammy Hunter	10:06	1-3	1-1	0-0	0 1 1	1 0	3	0	0	0	0 0	-4
1	Austin Crowley	09:28	0-1	0-1	0-0	0 0 0	1 0	0	2	1	0	0 0	-6
11	Matthew Murrell	09:34	0-1	0-0	0-0	0 0 0	2 0	0	0	1	0	0 0	-4
4	Antavion Collum	03:47	1-1	0-0	0-1	1 2 3	0 1	2	0	1	0	0 0	0
14	Dimencio Vaughn	01:06	0-0	0-0	0-0	0 0 0	1 0	0	0	0	0	0 0	-5
Team						3 1 4	0 0	0	0	0	0	0	
Totals			24-59	7-21	7-12	15 26 41	20 13	62	9	17	4	2 3	-19

Shooting By Period		
1 <sup>st</sup> FG%	12-31	38.7%
3PT%	5-11	45.5%
FT%	2-4	50%
2 <sup>nd</sup> FG%	12-28	42.9%
3PT%	2-10	20.0%
FT%	5-8	62.5%
GM FG%	24-59	40.7%
3PT%	7-21	33.3%
FT%	7-12	58.3%

Dead Ball Rebounds: 3, 0

Technical Fouls:White 1<sup>st</sup>15:19

Dayton - 65

Record: 4-1

NO.	Name	Min	FG M-A	3P M-A	FT M-A	Rebounds OR DR TOT	Fouls PF FO	TP	AS	TO	ST	Blocks BS BA	+/-
40	Chase Johnson	F 33:37	1-8	0-0	0-0	0 3 3	2 1	2	1	4	1	2 1	1
32	Jordy Tshimanga	C 26:28	4-5	0-0	0-2	1 4 5	4 3	8	1	2	1	0 0	2
0	Rodney Chatman	G 34:47	8-13	1-4	4-7	1 1 2	2 9	21	4	6	5	0 2	-3
2	Ibi Watson	G 38:55	3-5	3-4	2-2	0 4 4	2 1	11	0	1	0	0 0	4
10	Jalen Crutcher	G 38:02	7-12	4-6	5-7	0 4 4	1 4	23	4	2	0	0 0	0
23	R.J. Biskney	14:48	0-1	0-0	0-0	0 0 0	2 1	0	0	1	1	0 0	9
11	Elijah Weaver	08:17	0-0	0-0	0-0	0 1 1	0 0	0	1	1	0	0 0	8
14	Moulaye Sissoko	05:06	0-1	0-0	0-0	0 1 1	1 0	0	0	0	0	0 1	-6
Team						0 4 4	0 0	0	0	0	0	0	
Totals			23-45	8-15	11-18	2 22 24	14 19	65	11	17	8	2 4	3

Shooting By Period		
1 <sup>st</sup> FG%	9-22	40.9%
3PT%	4-8	50.0%
FT%	2-3	66.7%
2 <sup>nd</sup> FG%	14-23	60.9%
3PT%	4-7	57.1%
FT%	5-15	60%
GM FG%	23-45	51.1%
3PT%	8-15	53.3%
FT%	11-18	61.1%

Dead Ball Rebounds: 1, 0

Technical Fouls:Johnson 1<sup>st</sup>15:19

	OMS	DAY
Biggest lead	10 (1 <sup>st</sup> 12:21)	5 (2 <sup>nd</sup> 3:38)
Best Scoring Run	12 (1 <sup>st</sup> 12:21)	9 (2 <sup>nd</sup> 10:56)
Lead Changes	6	
Times Tied	4	
Time with Lead	26:34	10:54

Points from	OMS	DAY
Turnovers	17	11
Paint	26	28
Second Chance	12	2
Fast Breaks	7	10
Bench	11	0

Period by Period Scoring			
	1st	2nd	TOT
OMS	31	31	62
DAY	24	41	65



GAME 6: OLE MISS 90, UT MARTIN 43

Official Basketball Box Score - Final  
**UT Martin at Ole Miss**  
12/22/20 The Pavilion at Ole Miss, Oxford  
2020-21 Men's Basketball

Game Time: 4:00 PM  
Game Duration: 1:45  
Attendance: 875

Officials: Terry Oglesby, Hunter Allen, Wesley Ford

UT Martin - 43

Record: 3-2

NO.	Name	Min	FG M-A	3P M-A	FT M-A	Rebounds OR DR TOT	Fouls PF FO	TP	AS	TO	ST	Blocks BS BA	+/-
4	Jaron Williams	F 18:46	2-7	1-1	0-0	0 2 2	5 0	5	0	6	0	0 3	-34
12	Ajani Kennedy	F 23:36	3-9	1-4	0-2	0 1 1	2 2	7	1	2	1	0 0	-29
15	Cameron Holden	F 25:00	2-11	1-5	1-2	0 4 4	2 2	6	1	0	1	0 0	-32
00	Eden Holt	G 32:56	2-6	1-2	0-0	1 1 2	2 4	5	3	4	1	0 0	-42
33	Kerton Eskridge	G 19:34	0-4	0-1	2-2	0 0 0	0 1	2	2	3	1	3 0	-22
2	Anthony Thomas	25:00	3-8	1-4	0-0	1 1 2	0 1	7	0	1	0	0 1	-28
44	Hannes Polla	10:29	2-2	0-0	0-0	1 0 1	0 0	4	0	0	1	0 0	-8
5	Jonte Coleman	13:00	0-1	0-1	0-0	1 0 1	0 0	1	0	1	1	0 0	-8
24	Trey Fort	14:01	1-5	1-2	0-0	1 1 0	0 0	3	1	3	0	0 1	-11
22	La-Quem Walker	13:13	2-3	0-0	0-0	0 1 1	1 1	4	0	0	0	2 0	-17
10	Eric Rustin	04:25	0-0	0-0	0-0	0 0 0	1 0	0	0	0	0	1 0	-6
Team						3 3 6	0 0	0	2				
Totals			17-56	6-20	3-6	7 14 21	14 13	43	10	20	7	3 5	-47

Technical Fouls:NONE

Ole Miss - 90

Record: 5-1

NO.	Name	Min	FG M-A	3P M-A	FT M-A	Rebounds OR DR TOT	Fouls PF FO	TP	AS	TO	ST	Blocks BS BA	+/-
5	KJ Buffen	F 22:14	7-8	1-1	1-4	2 4 6	1 3	16	2	2	1	2 0	37
21	Robert Allen	F 12:34	0-0	0-0	0-0	0 3 3	1 0	0	0	1	1	0 0	3
2	Devontae Shuler	G 21:48	2-5	0-0	2-2	1 3 4	2 2	6	8	1	0	1 0	38
15	Luis Rodriguez	G 12:59	2-3	1-1	0-0	1 8 9	2 0	5	4	1	1	0 1	27
24	Jarkel Joiner	G 22:14	7-10	1-3	1-2	1 2 3	1 2	16	2	1	1	0 0	26
0	Romello White	19:47	3-5	0-1	2-2	2 3 5	1 2	8	3	1	1	0 0	35
1	Austin Crowley	24:38	4-7	3-5	0-0	0 2 2	0 0	11	3	4	1	1 0	23
14	Dimencio Vaughn	14:19	1-6	0-4	0-0	1 4 5	2 1	2	1	1	0	0 1	10
11	Matthew Murrell	24:02	5-7	3-5	0-0	1 1 0	0 0	13	0	3	0	0 0	17
23	Sammy Hunter	11:25	1-1	0-0	3-4	1 0 1	3 3	5	1	0	0	0 0	10
4	Antavion Collum	04:32	1-1	0-0	0-0	0 0 0	0 0	2	1	1	1	0 0	-3
12	Shon Robinson	07:33	2-5	0-2	2-2	2 0 2	0 1	6	0	0	0	0 0	10
33	John McBride	01:55	0-1	0-0	0-0	0 0 0	0 0	0	0	0	0	0 0	2
Team						1 3 4	0 0	0	0				
Totals			35-59	9-22	11-16	12 33 45	13 14	90	25	16	7	5 3	47

Technical Fouls:NONE

	UTM	OLE
Biggest lead	0 (1 <sup>st</sup> 20:00)	55 (2 <sup>nd</sup> 5:48)
Best Scoring Run	9 (2 <sup>nd</sup> 2:58)	13 (2 <sup>nd</sup> 14:24)
Lead Changes	0	
Times Tied	1	
Time with Lead	00:00	38:04

Points from	UTM	OLE
Turnovers	14	26
Paint	14	40
Second Chance	10	20
Fast Breaks	5	15
Bench	18	47

Period by Period Scoring			
	1st	2nd	TOT
UTM	19	24	43
OLE	47	43	90

GAME 7: ALABAMA 82, OLE MISS 64



Official Basketball Box Score - Final  
**Ole Miss at Alabama**  
12/29/20 Coleman Coliseum, Tuscaloosa  
2020-21 Men's Basketball

Game Time: 8:00 PM  
Game Duration: 2:19  
Attendance: 2,055

Officials: Brian Shey, Joe Lindsay, Steven Anderson

Ole Miss - 64

Record: 5-2 (1-1)

NO.	Name	Min	FG M-A	3P M-A	FT M-A	Rebounds OR DR TOT	Fouls PF FO	TP	AS	TO	ST	Blocks BS BA	+/-
0	Romello White	F 31:36	6-12	0-0	8-13	3 8 11	3 7	20	0	3	0	1 0	-5
5	KJ Buffen	F 24:13	6-10	0-0	3-3	4 4 8	5 8	15	0	3	2	1 2	-2
1	Austin Crowley	G 10:11	0-2	0-0	0-2	0 2 2	2 2	0	0	0	0	0 0	-13
2	Devontae Shuler	G 27:21	2-11	0-4	4-6	0 0 0	1 3	8	0	3	1	0 1	-12
15	Luis Rodriguez	G 31:39	1-7	0-3	0-2	5 3 8	4 1	2	3	1	2	1 2	-6
11	Matthew Murrell	28:17	2-8	1-4	2-3	0 5 5	1 1	7	0	2	0	0 0	-16
24	Jarkel Joiner	26:07	5-11	0-1	2-2	0 3 3	4 2	12	0	2	0	0 0	-2
21	Robert Allen	11:19	0-1	0-0	0-2	3 1 4	2 1	0	0	2	1	0 0	-11
3	Khadim Sy	05:22	0-2	0-1	0-0	1 1 2	0 0	0	0	0	1	0 0	-7
14	Dimencio Vaughn	01:45	0-0	0-0	0-2	1 0 1	0 1	0	0	0	0	0 0	-7
23	Sammy Hunter	01:10	0-0	0-0	0-0	0 0 0	1 0	0	0	0	0	0 0	-5
12	Shon Robinson	01:00	0-1	0-0	0-0	0 0 0	0 0	0	0	0	0	0 0	-4
Team						2 1 3	0 0	0	1				
Totals			22-65	1-13	19-35	19 28 47	23 26	64	3	17	7	3 5	-18

Shooting By Period		
1 <sup>st</sup> FG%	11-31	35.5%
3PT%	1-6	16.7%
FT%	11-15	73.3%
2 <sup>nd</sup> FG%	11-34	32.4%
3PT%	0-7	0.0%
FT%	8-20	40%
GM FG%	22-65	33.9%
3PT%	1-13	7.7%
FT%	19-35	54.3%

Dead Ball Rebounds: 8, 0

Technical Fouls:NONE

Alabama - 82

Record: 6-3 (1-0)

NO.	Name	Min	FG M-A	3P M-A	FT M-A	Rebounds OR DR TOT	Fouls PF FO	TP	AS	TO	ST	Blocks BS BA	+/-
2	Jordan Bruner	F 18:25	2-5	1-4	0-0	1 4 5	4 2	5	0	2	1	2 0	11
1	Herbert Jones	G 09:10	1-1	0-0	1-2	1 2 3	5 2	3	2	3	1	1 0	11
5	Jaden Shackelford	G 33:27	3-10	1-7	2-5	2 5 7	0 3	9	4	0	0	0 0	14
11	Joshua Primo	G 24:01	2-8	0-2	2-2	2 4 6	2 4	6	1	0	0	0 0	14
14	Keon Ellis	G 17:22	2-5	1-4	0-0	2 2 4	3 2	5	3	2	0	0 1	3
13	Jahvon Quinerly	32:06	1-13	3-5	5-10	2 3 5	1 6	24	0	4	1	0 0	2
23	John Petty Jr.	27:04	5-11	3-7	0-0	1 5 6	4 0	13	1	3	0	1 1	12
3	Alex Reese	18:30	3-8	2-7	2-2	1 3 4	1 1	10	2	0	1	1 0	1
4	Juwan Gray	03:43	0-0	0-0	0-0	0 0 0	2 1	0	0	0	0	0 0	2
33	James Rojas	05:58	0-1	0-2	0-0	0 3 3	4 1	2	1	1	0	1 0	5
22	Keon Ambrose-Hyllton	02:33	0-0	0-0	0-0	0 0 0	0 0	0	0	0	0	0 0	5
12	Darius Miles	01:10	0-0	0-0	2-2	0 0 0	0 1	2	0	0	0	0 0	5
15	Tyler Barnes	01:10	0-0	0-0	0-0	1 1 0	0 0	1	0	0	0	0 0	5
21	Brent Johnson	01:10	1-1	1-1	0-0	0 0 0	1 0	3	0	0	0	0 0	5
30	Kendall Wall	01:10	0-0	0-0	0-0	0 0 0	0 0	0	0	0	0	0 0	5
Team						1 1 2	2	0	0	0			
Totals		28:55	12-37	14-24	14-24	14 26	27 23	82	15	15	6	5 3	18

BOX SCORES

GAME 9: OLE MISS 72, AUBURN 61



Official Basketball Box Score - Final  
**Auburn at Ole Miss**  
01/06/21 The Pavilion at Ole Miss, Oxford  
2020-21 Men's Basketball

Game Time: 8:00 PM  
Game Duration: 1:45  
Attendance: 853

Officials: Don Daly, Todd Austin, Lee Cassel

Auburn - 61

Record: 6-5 (0-3)

NO. Name	Min	FG M-A	3P M-A	FT M-A	Rebounds OR DR TOT	Fouls PF FO	TP	AS	TO	ST	Blocks BS BA	+/-
10 JT Thor	24:38	3-9	1-2	2-3	2 3 5	2 3	9	1	1	1	0 1	-16
23 Jaylin Williams	F 30:04	7-14	6-10	4-4	1 3 4	3 3	24	4	3	2	0 1	2
1 Jamal Johnson	G 33:55	4-14	3-9	0-0	1 3 4	2 3	11	1	0	1	0 1	-3
22 Allen Flanigan	G 34:28	2-8	0-4	0-0	1 5 6	1 2	4	5	8	2	1 0	-19
35 Devan Cambridge	G 32:00	2-10	0-5	0-0	2 3 5	2 2	4	1	2	1	0 2	-12
5 Chris Moore	15:12	2-2	0-0	0-0	0 1 1	0 1	4	1	0	0	0 0	-2
13 Babatundé Akingbola	07:13	0-0	0-0	0-0	0 0 0	3 0	0	0	1	0	1 0	-2
44 Dylan Cardwell	15:54	2-2	0-0	1-2	1 4 5	1 1	5	0	1	0	0 0	-2
4 Javon Franklin	04:21	0-1	0-0	0-0	0 0 0	0 0	0	0	0	0	0 0	-4
12 Lior Berman	02:15	0-1	0-0	0-0	0 0 0	0 0	0	0	0	0	0 0	-3
Team					5 2 7		0	0				
Totals		22-61	10-30	7-9	13 24 37	14 15	61	13	16	7	2 5	-11

Technical Fouls:NONE

Shooting By Period
1 <sup>st</sup> FG% 10-27 37.0%
3PT% 4-13 30.8%
FT% 5-7 71.4%
2 <sup>nd</sup> FG% 12-34 35.3%
3PT% 6-17 35.3%
FT% 2-2 100%
GM FG% 22-61 36.1%
3PT% 10-30 33.3%
FT% 7-9 77.8%

Dead Ball Rebounds: 1, 0

Ole Miss - 72

Record: 6-3 (1-1)

NO. Name	Min	FG M-A	3P M-A	FT M-A	Rebounds OR DR TOT	Fouls PF FO	TP	AS	TO	ST	Blocks BS BA	+/-
0 Romello White	F 27:45	5-8	0-0	2-4	2 1 3	2 3	12	0	2	0	0 1	21
5 KJ Buffen	F 25:16	3-7	0-1	1-1	1 2 3	4 1	7	0	1	1	1 0	5
2 Devontae Shuler	G 34:53	3-10	1-6	0-0	1 2 3	0 1	7	10	2	1	0 0	8
11 Matthew Murrell	G 20:36	0-6	0-4	0-0	0 4 4	0 0	0	2	0	1	0 0	16
15 Luis Rodriguez	G 18:39	5-8	2-4	0-0	2 5 7	5 1	12	1	2	2	0 1	4
24 Jarkel Joiner	17:54	1-6	1-3	6-6	0 0 0	2 4	9	3	1	1	0 1	0
1 Austin Crowley	27:58	4-6	0-1	0-0	2 8 10	1 2	8	1	1	4	0 0	5
3 Khadim Sy	12:15	5-6	3-3	0-0	0 2 2	1 0	13	0	1	0	1 0	-10
21 Robert Allen	12:30	1-2	0-1	2-2	0 1 1	0 2	4	0	0	0	1 0	-6
23 Sammy Hunter	02:14	0-0	0-0	0-0	0 0 0	0 0	0	0	0	0	0 0	0
Team					0 2 2		0	1				
Totals		27-59	7-23	11-13	8 27 35	15 14	72	17	11	11	5 2	11

Technical Fouls:NONE

Shooting By Period
1 <sup>st</sup> FG% 16-36 44.4%
3PT% 6-16 37.5%
FT% 5-5 100%
2 <sup>nd</sup> FG% 11-23 47.8%
3PT% 1-7 14.3%
FT% 6-8 75%
GM FG% 27-59 45.8%
3PT% 7-23 30.4%
FT% 11-13 84.6%

Dead Ball Rebounds: 2, 0

	AUB	OLE
Biggest lead	0 (1 <sup>st</sup> 20:00)	18 (2 <sup>nd</sup> 15:45)
Best Scoring Run	7 (1 <sup>st</sup> 11:37)	8 (1 <sup>st</sup> 7:39)
Lead Changes	0	
Times Tied	0	
Time with Lead	00:00	39:41

Points from	AUB	OLE
Turnovers	14	13
Paint	22	28
Second Chance	11	11
Fast Breaks	6	9
Bench	9	34

Period by Period Scoring			
	1st	2nd	TOT
AUB	29	32	61
OLE	43	29	72

GAME 10: LSU 75, OLE MISS 61



Official Basketball Box Score - Final  
**LSU at Ole Miss**  
01/09/21 The Pavilion at Ole Miss, Oxford  
2020-21 Men's Basketball

Game Time: 7:30 PM  
Game Duration: 1:56  
Attendance: 895

Officials: Doug Shows, Patrick Evans, WI Howard

LSU - 75

Record: 8-2 (3-1)

NO. Name	Min	FG M-A	3P M-A	FT M-A	Rebounds OR DR TOT	Fouls PF FO	TP	AS	TO	ST	Blocks BS BA	+/-
0 Mwan Wilkison	F 27:43	2-2	0-0	0-0	2 1 3	2 0	4	2	1	2	0 0	14
2 Trendon Watford	F 31:04	7-16	2-4	5-5	1 5 6	4 4	21	3	2	2	0 1	11
4 Darius Days	F 27:28	5-9	3-6	2-2	2 5 7	3 1	15	0	2	1	0 0	22
1 Javorita Smart	G 35:08	6-14	1-6	4-4	0 0 0	1 3	17	6	6	1	0 1	9
24 Cameron Thomas	G 03:54	0-1	0-1	0-0	0 0 0	1 0	0	0	1	0	0 0	5
25 Eric Gaines	23:47	3-7	2-3	2-4	0 2 2	3 3	10	2	2	4	0 0	8
11 Josh LeBlanc	21:28	1-1	0-0	0-0	1 4 5	3 0	2	1	0	0	3 0	-5
15 Andre Hyatt	17:24	2-4	0-1	0-1	0 5 5	0 1	4	0	0	0	0 2	7
3 Jalen Cook	08:04	1-2	0-0	0-0	0 1 1	2 1	2	1	2	1	0 0	-1
Team					4 2 6		0	0				
Totals		27-56	8-21	13-16	10 25 35	19 13	75	15	16	11	3 4	14

Technical Fouls:Watford 2<sup>nd</sup>18:12

Ole Miss - 61

Record: 6-4 (1-2)

NO. Name	Min	FG M-A	3P M-A	FT M-A	Rebounds OR DR TOT	Fouls PF FO	TP	AS	TO	ST	Blocks BS BA	+/-
0 Romello White	F 22:56	2-3	0-0	0-2	1 2 3	1 1	4	0	1	1	0 0	-18
5 KJ Buffen	F 14:31	0-1	0-0	3-4	0 1 1	4 2	3	1	5	0	2 0	-26
2 Devontae Shuler	G 25:57	0-9	0-6	2-2	1 1 2	1 1	2	4	2	1	0 1	-26
11 Matthew Murrell	G 25:16	2-7	2-6	2-2	1 1 2	1 1	8	2	3	3	1 1	-4
15 Luis Rodriguez	G 21:03	3-5	1-3	2-4	2 3 5	2 4	9	1	4	1	1 0	-11
1 Austin Crowley	16:30	3-4	2-2	2-2	0 3 3	0 2	10	0	3	1	0 0	0
24 Jarkel Joiner	24:21	2-8	2-5	3-4	0 1 1	2 2	9	1	1	1	0 1	-3
3 Khadim Sy	17:04	2-5	0-3	2-2	1 0 1	0 1	6	1	0	2	0 0	4
21 Robert Allen	15:09	1-2	0-0	0-0	1 2 3	1 0	2	0	0	0	0 0	8
23 Sammy Hunter	09:57	1-1	1-1	0-0	1 1 2	1 0	3	1	0	0	0 0	1
14 Dimencio Vaughn	07:16	1-3	0-0	3-6	1 3 4	1 4	5	0	0	1	0 0	5
Team					2 3 5		0	1				
Totals		17-48	8-26	19-28	11 21 32	14 18	61	11	20	11	4 3	-14

Technical Fouls:Buffen 2<sup>nd</sup>18:12

	LSU	OLE
Biggest lead	23 (2 <sup>nd</sup> 5:50)	0 (1 <sup>st</sup> 20:00)
Best Scoring Run	12 (1 <sup>st</sup> 15:05)	8 (2 <sup>nd</sup> 2:44)
Lead Changes	0	
Times Tied	0	
Time with Lead	39:36	00:00

Points from	LSU	OLE
Turnovers	29	14
Paint	24	18
Second Chance	11	10
Fast Breaks	4	12
Bench	18	35

Period by Period Scoring			
	1st	2nd	TOT
LSU	39	36	75
OLE	21	40	61

GAME 11: FLORIDA 72, OLE MISS 63



Official Basketball Box Score - Final  
**Ole Miss at Florida**  
01/10/21 Exactech Arena at Stephen C. O'Connell Center, Gainesville  
2020-21 Men's Basketball

Game Time: 7:00 PM  
Game Duration: 1:54  
Attendance: 2,254

Officials: Anthony Jordan, Owen Shortt, Byron Jarrett

Ole Miss - 63

Record: 5-5 (1-3)

NO. Name	Min	FG M-A	3P M-A	FT M-A	Rebounds OR DR TOT	Fouls PF FO	TP	AS	TO	ST	Blocks BS BA	+/-
3 Khadim Sy	F 09:18	0-4	0-1	0-0	1 1 2	1 0	0	0	2	0	0 1	7
5 KJ Buffen	F 36:38	4-9	0-0	0-2	2 3 5	0 2	8	1	2	1	1 3	-8
1 Austin Crowley	G 26:09	1-5	0-2	0-0	0 4 4	2 0	2	0	0	0	0 0	-1
2 Devontae Shuler	G 33:57	7-14	2-5	3-3	0 1 1	1 1	19	3	0	1	0 1	-7
15 Luis Rodriguez	G 20:40	2-8	2-2	0-0	1 3 4	4 1	6	1	0	2	1 1	-8
0 Romello White	20:52	2-5	0-0	6-8	1 1 2	5 4	10	0	3	0	0 1	-10
24 Jarkel Joiner	25:40	4-9	1-3	0-0	0 3 3	3 1	9	2	0	0	0 1	-13
14 Dimencio Vaughn	11:56	2-3	1-1	0-0	0 2 2	0 1	5	0	1	0	0 1	-3
11 Matthew Murrell	02:27	0-1	0-0	0-0	0 1 1	0 0	0	0	0	0	0 0	-1
21 Robert Allen	12:23	1-2	0-0	2-2	3 0 3	4 1	4	1	0	0	1 1	-1
Team					2 2 4		0	0				
Totals		23-60	6-14	11-15	10 21 31	21 11	63	8	8	4	3 10	-9

Technical Fouls:Coach 2<sup>nd</sup>0:48

Shooting By Period
1 <sup>st</sup> FG% 12-31 38.7%
3PT% 2-7 28.6%
FT% 5-5 100%
2 <sup>nd</sup> FG% 11-29 37.9%
3PT% 4-7 57.1%
FT% 6-10 60%
GM FG% 23-60 38.3%
3PT% 6-14 42.9%
FT% 11-15 73.3%

Dead Ball Rebounds: 2, 0

Florida - 72

Record: 6-3 (3-2)

NO. Name	Min	FG M-A	3P M-A	FT M-A	Rebounds OR DR TOT	Fouls PF FO	TP	AS	TO	ST	Blocks BS BA	+/-
4 Anthony Duruji	F 39:05	1-7	1-3	0-0	2 4 6	1 1	3	1	1	1	0 1	14
12 Colin Castleton	F 30:32	6-12	0-0	9-12	5 5 10	1 8	21	3	3	0	8 1	9
1 Tre Mann	G 28:14	4-12	1-3	8-8	2 5 7	3 4	17	3	1	3	0 0	15
10 Noah Locke	G 37:58	4-8	3-6	4-4	1 3 4	2 2	15	0	1	0	0 1	8
22 Tyree Appleby	G 31:10	2-4	0-0	1-2	0 7 7	3 5	5	2	2	2	0 1	5
0 Ques Glover	10:03	2-4	0-0	0-0	0 0 0	0 0	4	0	0	0	0 0	-2
2 Samson Ruchentsev	13:30	2-3	1-2	0-0	0 2 2	0 0	5	0	0	0	0 0	-4
5 Omar Payne	07:30	1-1	0-0	0-0	0 1 1	0 0	2	0	0	0	1 0	-1
15 Osayi Osifo	01:58	0-0	0-0	0-0	0 0 0	1 0	0	0	0	0	0 0	-1
Team					0 2 2		0	2				
Totals		22-51	6-14	22-28	10 29 39	12 20	72	9	10	6	10	3 9

Technical Fouls:Coach 2<sup>nd</sup>18:55

Shooting By Period
1 <sup>st</sup> FG% 12-29 41.4%
3PT% 3-7 42.9%
FT% 6-8 75%
2 <sup>nd</sup> FG% 10-22 45.5%
3PT% 3-7 42.9%
FT% 16-18 88.9%
GM FG% 22-51 43.1%
3PT% 6-14 42.9%
FT% 22-26 84.6%

Dead Ball Rebounds: 2, 0

	MIS	FLA
Biggest lead	9 (2 <sup>nd</sup> 6:28)	11 (1 <sup>st</sup> 7:52)
Best Scoring Run	5 (1 <sup>st</sup> 6:55)	14 (2 <sup>nd</sup> 0:36)
Lead Changes	9	
Times Tied	5	
Time with Lead	18:26	19:59

Points from	MIS	FLA
Turnovers	6	11
Paint	22	2



BOX SCORES

GAME 13: OLE MISS 64, MISSISSIPPI STATE 46



Official Basketball Box Score - Final

**Ole Miss at Mississippi State**

01/19/21 Humphrey Coliseum, Clarksville, MS

2020-21 Men's Basketball

Game Time: 8:05 PM

Game Duration: 1:47

Attendance: 1,000

Ole Miss - 64			Record: 7-6 (2-4)													Officials: Byron Jarrett, Vladimir Voyard-Tadai, Doug Simons												
NO.	Name	Min	FG	3P	FT	Rebounds	Fouls	TP	AS	TO	ST	Blocks	BS	BA	+/-	Shooting By Period												
			M-A	M-A	M-A	OR	DR	TOT	PF	FD						1st	FG%	2nd	FG%	3rd	FG%							
0	Romello White	F 17:52	1-1	0-0	0-0	0	3	3	4	0	2	0	1	0	1	0	31%	13-32	40.3%									
5	KJ Bullen	F 32:26	4-10	1-2	0-0	1	4	5	2	2	9	5	1	2	1	1	31%	3-11	27.3%									
2	Devontae Shuler	G 33:25	8-13	3-5	3-4	0	3	3	0	2	22	1	4	3	0	1	FT%	0-0	0%									
15	Luis Rodriguez	G 26:08	3-6	0-2	0-0	2	6	8	2	1	6	1	0	2	1	0	2nd	FG%	13-25	52.0%								
24	Jarkel Joiner	G 35:54	4-12	0-3	4-4	0	5	5	0	3	12	2	0	2	1	0	3rd	2-7	28.6%									
3	Khadim Sy	G 16:19	1-6	0-2	0-0	3	2	5	3	1	2	1	0	0	0	1	FT%	7-8	87.5%									
11	Matthew Murrell	G 10:41	1-2	0-1	0-0	0	0	0	0	0	2	0	0	0	0	0	GM	FG%	26-57	45.6%								
14	Dimencio Vaughn	G 13:52	3-4	1-2	0-0	1	2	3	0	0	7	0	3	1	0	0	FT%	7-8	87.5%									
21	Robert Allen	G 08:27	1-2	0-0	0-0	1	0	1	1	0	2	0	0	0	0	1	FT%	7-8	87.5%									
23	Sammy Hunter	G 04:46	0-1	0-1	0-0	1	0	1	0	0	0	0	0	0	0	0	Dead Ball Rebounds: 0-0											
Team						0	3	3			0																	
Totals			26-57	5-18	7-8	9	28	37	12	9	64	10	10	10	5	5	18											
Technical Fouls: NONE																												

Mississippi State - 46			Record: 9-6 (4-3)																	
NO.	Name	Min	FG M-A	3P M-A	FT M-A	Rebounds OR DR TOT	Fouls PF	TP	AS	TO	ST	Blocks BS BA	+/-	Shooting By Period						
24	Abdu Ado	F 35:38	1-5	0-0	2-2	4 5 9	0 3 4	1	1	1	1	3	13	1st FG% 9-25 36.0%						
35	Tolu Smith	F 29:48	4-10	0-0	2-2	1 5 6	4 2 10	2	2	0	0	0	-15	3PT% 1-7 14.3%						
0	Jalen Johnson	G 17:15	1-5	1-3	0-0	0 3 3	0 0 0	3	2	1	1	1	0	FT% 2-4 50.0%						
1	Iverson Molinar	G 34:20	3-10	0-2	1-2	0 6 6	1 2 7	3	2	1	0	3	-7	2nd FG% 9-27 33.3%						
3	D.J. Stewart Jr.	G 36:55	7-16	3-8	1-2	1 2 3	0 2 18	0	3	0	2	1	-19	3PT% 3-7 42.9%						
2	Javian Davis	G 08:38	1-1	0-0	0-2	1 1 2	0 2 2	1	0	2	1	0	-8	FT% 4-6 66.7%						
4	Cameron Matthews	G 14:11	0-0	0-0	0-0	0 0 0	2 1 0	2	2	1	0	0	-14	GM FG% 18-52 34.6%						
5	Deivon Smith	G 23:15	1-5	0-1	0-0	0 1 1	2 0 2	3	1	0	0	0	-14	3PT% 1-4 25.0%						
														FT% 6-10 60.0%						
Team						1 0 1	0 0 0							Dead Ball Rebounds: 2-0						
Totals			18-52	4-14	6-10	8 23 31	9 12 46	12	12	6	5	5	-18							
Technical Fouls: NONE																				

	UM	MSU	Points from	UM	MSU	Period by Period Scoring			
Biggest lead	20 (2 <sup>nd</sup> 0:49)	4 (1 <sup>st</sup> 15:48)	Turnovers	11	4	UM	1st	2nd	TOT
Best Scoring Run	10 (1 <sup>st</sup> 7:27)	7 (2 <sup>nd</sup> 17:28)	Paint	30	22		29	35	64
Lead Changes	3		Second Chance	13	4	MSU	21	25	46
Times Tied	0		Fast Breaks	9	3				
Time with Lead	30:25	09:05	Bench	13	4				

GAME 14: OLE MISS 61, TEXAS A&M 50



Official Basketball Box Score - Final

**Texas A&M at Ole Miss**

01/23/21 The Pavilion at Ole Miss, Oxford

2020-21 Men's Basketball

Game Time: 2:30 PM

Game Duration: 1:53

Attendance: 895

Texas A&M - 50			Record: 7-6 (2-5)																													
NO. NAME		Min	FG	3P	FT	Rebounds	Fouls	TP	AS	TO	ST	Blocks	BS	BA	+/-	Shooting By Period																
			M-A	M-A	M-A	OR	DR	TOT	PF	FD						1st	FG%	3PT%														
5	Emanuel Miller	F 35:31	8-14	0-0	2-3	3	8	11	2	3	18	3	1	0	0	1	15	3PT%	3-11	27.3%												
15	Jonathan Aku	F 11:50	1-2	0-0	0-0	2	1	3	5	0	2	1	2	0	2	1	0	FT%	3-3	100%												
0	Jay Jay Chandler	G 10:26	0-3	0-3	0-0	0	1	1	1	0	0	0	0	0	0	0	0	FT%	9-26	34.6%												
11	Hassan Diarra	G 31:04	2-7	1-3	1-3	1	5	6	4	2	6	0	3	0	1	1	-9	3PT%	2-10	20.0%												
20	Andre Gordon	G 24:34	3-8	1-4	0-0	0	2	2	2	0	7	0	6	1	0	1	-11	3PT%	2-5	40.0%												
45	Kevin Marlo	G 19:26	3-4	0-0	2-2	2	2	4	1	2	8	1	2	2	0	1	-11	GM FG%	20-51	39.2%												
3	Quenton Jackson	G 18:47	0-4	0-3	0-0	0	1	1	0	2	0	3	1	0	0	0	-10	3PT%	5-21	23.8%												
4	Jaxson Robinson	G 15:00	2-5	2-5	0-0	0	0	0	0	0	6	1	2	1	0	0	13	FT%	5-8	62.5%												
1	Savlon Flagg	G 14:21	0-1	0-1	0-0	0	1	1	3	0	0	3	1	1	0	0	3	Dead Ball Rebounds: 2.0														
2	Hayden Haffner	G 06:48	1-2	1-2	0-0	0	1	1	0	0	3	2	0	0	0	0	-3															
24	LaDamien Bradford	G 04:43	0-1	0-0	0-0	0	0	0	0	1	0	0	0	0	0	0	3															
31	Luke McGhee	G 05:30	0-0	0-0	0-0	0	0	0	0	0	1	0	0	0	0	0	5															
Team						0	1	1			0																					
Totals			20-51	5-21	5-8	8	23	31	19	10	50	14	18	5	3	5	-11															
Technical Fouls: NONE																																

Ole Miss - 61			Record: 8-6 (3-4)																									
NO. Name		Min	FG	3P	FT	Rebounds	Fouls	TP	AS	TO	ST	Blocks			+/-	Shooting By Period												
			M-A	M-A	M-A	OR	DR	TP	PF	FO	BS	BA				1st FG%	11-23	47.8%										
0 Romello White		F	24-53	1-1	0-0	7-8	1	2	3	0	5	9	1	2	0	3	0	18	1st FG%	3-8	37.5%							
5 KJ Bulfin		F	30-29	3-6	0-0	0-2	2	3	5	3	0	0	4	0	1	1	16	FT%	6-11	54.5%								
2 Devontae Shuler		G	34-00	6-15	3-8	22	0	4	4	1	2	17	4	3	0	0	1	19	2nd FG%	8-20	40.0%							
15 Lize Rodriguez		G	19-19	0-1	0-0	0-0	4	4	1	0	0	2	0	0	0	0	2	2	3rd FG%	2-9	22.2%							
24 Jarkel Joiner		G	33-23	7-11	1-3	6-7	3	4	7	1	4	21	0	2	1	0	14	FT%	12-18	66.7%								
21 Robert Allen			07-41	0-1	0-0	2-2	0	1	1	0	1	2	2	0	3	0	1	1	GM FG%	19-43	44.2%							
3 Khadim Sy			13-46	0-1	0-0	0	1	3	4	0	0	0	0	0	2	0	1	-6	3PT%	5-17	29.4%							
11 Matthew Murrell			20-30	2-5	1-3	1-4	0	0	0	1	2	6	1	1	2	0	0	5	FT%	18-29	62.1%							
14 Dimencio Vaughn			04-27	0-1	0-1	0-0	0	0	0	1	1	0	1	0	0	0	0	-6	Dead Ball Rebounds: 4									
1 Austin Crowley			05-30	0-0	0-0	0-0	0	0	0	1	0	0	1	0	0	0	0	1										
4 Antwanion Collins			02-20	0-0	0-0	0-2	0	0	0	1	0	0	0	0	0	0	0	1										
2 Sam Hunter			01-10	0-1	0-0	0-0	0	1	1	0	0	0	0	0	0	0	0	-1										
33 John McBride			01-20	0-0	0-0	0-0	0	0	0	0	0	0	0	0	0	0	0	-1										
12 Shon Robinson			00-51	0-0	0-0	0-2	0	1	1	0	1	0	0	0	0	0	0	-1										
Team							1	1	2		0	0																
Totals			19-43	5-17	22-28	8	24	32	10	19	61	12	15	10	5	3	11		Technical Fouls: NONE									

21robert  
ALLEN


JR.  
F

Orlando, Fla. • Samford

6-8 • 230 • TR

Multi-Disciplinary Studies

Ole Miss



Opponent	Date	GS	MIN	Total		3-Pointers		Free throws		Rebounds				PF	A	T/O	BLK	STL	PTS	AVG
				FG-FGA	PCT	3FG-3FGA	PCT	FT-FTA	PCT	OFF	DEF	TOT	AVG							
Jackson St.	12/10/2020		13:56	2-4	.500	1-1	1.000	0-0	.000	0	0	0	0.0	0	3	0	2	0	5	5.0
UNCW	12/12/2020		20:58	1-2	.500	0-0	.000	0-0	.000	0	4	4	2.0	3	1	1	0	1	2	3.5
Central Ark.	12/14/2020		19:55	5-8	.625	0-1	.000	2-2	1.000	4	2	6	3.3	0	1	1	0	0	12	6.3
at Middle Tenn.	12/16/2020		08:33	0-0	.000	0-0	.000	2-4	.500	0	1	1	2.8	2	0	2	0	1	2	5.3
at Dayton	12/19/2020		15:08	3-6	.500	0-1	.000	0-0	.000	3	1	4	3.0	0	1	2	1	0	6	5.4
UT Martin	12/22/2020	*	12:34	0-0	.000	0-0	.000	0-0	.000	0	3	3	3.0	1	0	1	0	1	0	4.5
at Alabama	12/29/2020		11:19	0-1	.000	0-0	.000	0-2	.000	3	1	4	3.1	2	0	2	0	1	0	3.9
Wichita St.	01/02/2021		09:32	0-2	.000	0-1	.000	2-2	1.000	1	0	1	2.9	0	2	0	0	0	2	3.6
Auburn	01/06/2021		12:30	1-2	.500	0-1	.000	2-2	1.000	0	1	1	2.7	0	0	0	1	0	4	3.7
LSU	01/09/2021		15:09	1-2	.500	0-0	.000	0-0	.000	1	2	3	2.7	1	0	0	0	0	2	3.5
at Florida	01/12/2021		12:23	1-2	.500	0-0	.000	2-2	1.000	3	0	3	2.7	4	1	0	1	0	4	3.5
Georgia	01/16/2021		12:10	1-2	.500	0-0	.000	1-5	.200	3	0	3	2.8	2	0	1	0	0	3	3.5
at Mississippi St.	01/19/2021		08:27	1-2	.500	0-0	.000	0-0	.000	1	0	1	2.6	1	0	0	0	0	2	3.4
Texas A&M	01/23/2021		07:42	0-1	.000	0-0	.000	2-2	1.000	0	1	1	2.5	0	2	0	0	3	2	3.3
Totals		1	180:16	16-34	.471	1-5	.200	13-21	.619	19	16	35	2.5	16	11	10	5	7	46	3.3

Player Averages

Games Played	Minutes/game	Points/game	FG Pct	3FG Pct	FT Pct	Rebounds/game	Assists/game	Turnovers/game	Assist/Turnover ratio	Steals/game	Blocks/game
14	12.9	3.3	47.1	20.0	61.9	2.5	0.8	0.7	1.1	0.5	0.4

FOUR FASTBREAK FACTS

1. Granted immediate eligibility by the NCAA after transferring from Samford
2. Recorded 11 double-doubles in his first two seasons
3. Ranked third in the Southern Conference with 1.3 blocks per game in 2019-2020
4. Knocked down 32 threes as a sophomore

CAREER HIGHS\*includes Samford

- POINTS  
28 at UNC Greensboro (2/9/20)
- REBOUNDS  
18 at The Citadel (2/7/20)
- FIELD GOALS  
10 vs. ETSU (2/22/20)
- FREE THROWS  
9 vs. VMI (2/29/20)
- THREE-POINTERS  
4, 2x, MR: vs. UNC Greensboro (2/9/20)
- ASSISTS  
5 vs. Morehead State (12/13/18)
- STEALS  
5 vs. Auburn Montgomery (12/3/19)
- BLOCKS  
5, 2x, MR: vs. ETSU (2/22/20)

CAREER STATISTICS

SEASON	TEAM	GP-GS	MIN/AVG	Field Goals		3-Point		F-Throws		Rebounds				Scoring						
				FG-FGA	FG%	3FG-3FGA	3FG%	FT-FTA	FT%	OFF	DEF	TOT	AVG	PF-FO	AST	TO	BLK	STL	PTS	AVG
2018-19	SU	33-31	1058/32.0	124-261	.475	23-83	.277	57-87	.655	70	203	273	8.3	87-1	49	64	30	28	328	9.9
2019-20	SU	32-31	1056/33.0	171-398	.430	32-111	.288	78-120	.650	62	163	225	7.0	75-4	44	82	43	34	452	14.1
2020-21	OM	14-1	180/12.9	16-34	.471	1-5	.200	13-21	.619	19	16	35	2.5	16-0	11	10	5	7	46	3.3
TOTAL FOR OM		14-1	180/12.9	16-34	.471	1-5	.200	13-21	.619	19	16	35	2.5	16-0	11	10	5	7	46	3.3
TOTAL		79-63	2294/29.0	311-693	.449	56-199	.281	148-228	.649	151	382	533	6.7	178-5	104	156	78	69	826	10.5

5

kj

BUFFEN

JR.


F

Gainesville, Ga. • Gainesville HS

6-7 • 230 • 2L

Multi-Disciplinary Studies

Ole Miss



Opponent	Date	GS	Total			3-Pointers		Free throws		Rebounds				PF	A	T/O	BLK	STL	PTS	AVG	
			FG-FGA	PCT		3FG-3FGA	PCT	FT-FTA	PCT	OFF	DEF	TOT	AVG								
Jackson St.	12/10/2020	*	13:32	3-4	.750	1-1	1.000	0-0	.000	3	2	5	5.0	3	3	2	0	0	7	7.0	
UNCW	12/12/2020	*	18:04	2-6	.333	0-1	.000	2-2	1.000	2	0	2	3.5	4	1	1	1	1	6	6.5	
Central Ark.	12/14/2020	*	17:22	2-6	.333	0-2	.000	2-2	1.000	1	2	3	3.3	3	0	0	0	1	6	6.3	
at Middle Tenn.	12/16/2020	*	21:42	4-4	1.000	0-0	.000	3-4	.750	0	7	7	4.3	1	2	0	1	2	11	7.5	
at Dayton	12/19/2020	*	20:56	5-8	.625	0-1	.000	2-4	.500	2	1	3	4.0	5	1	2	0	1	12	8.4	
UT Martin	12/22/2020	*	22:14	7-8	.875	1-1	1.000	1-4	.250	2	4	6	4.3	1	2	2	2	1	16	9.7	
at Alabama	12/29/2020	*	24:13	6-10	.600	0-0	.000	3-3	1.000	4	4	8	4.9	5	0	3	1	2	15	10.4	
Wichita St.	01/02/2021	*	34:57	6-13	.462	1-2	.500	5-6	.833	4	2	6	5.0	3	2	0	0	2	18	11.4	
Auburn	01/06/2021	*	25:16	3-7	.429	0-1	.000	1-1	1.000	1	2	3	4.8	4	0	1	1	1	7	10.9	
LSU	01/09/2021	*	14:31	0-1	.000	0-0	.000	3-4	.750	0	1	1	4.4	4	1	5	2	0	3	10.1	
at Florida	01/12/2021	*	36:38	4-9	.444	0-0	.000	0-2	.000	2	3	5	4.5	0	1	2	1	1	8	9.9	
Georgia	01/16/2021	*	30:16	4-6	.667	0-1	.000	0-1	.000	2	4	6	4.6	4	3	3	0	1	8	9.8	
at Mississippi St.	01/19/2021	*	32:36	4-10	.400	1-2	.500	0-0	.000	1	4	5	4.6	2	5	1	1	2	9	9.7	
Texas A&M	01/23/2021	*	30:29	3-6	.500	0-0	.000	0-2	.000	2	3	5	4.6	3	1	4	1	0	6	9.4	
Totals			14	342:47	53-98	.541	4-12	.333	22-35	.629	26	39	65	4.6	42	22	26	11	15	132	9.4

Player Averages

Games Played	Minutes/ game	Points/ game	FG Pct	3FG Pct	FT Pct	Rebounds/ game	Assists/ game	Turnovers/ game	Assist/Turnover ratio	Steals/ game	Blocks/ game
14	24.5	9.4	54.1	33.3	62.9	4.6	1.6	1.9	0.8	1.1	0.8

FOUR FASTBREAK FACTS

1. First recruit signed by Kermit Davis at Ole Miss
2. “KJ” stands for Kenyon Joseph
3. Only freshman to play in all 33 games last year
4. Changed his number from 14 to 5 last season

CAREER HIGHS

- POINTS  
23 vs. Norfolk State (11/12/19)
- REBOUNDS  
10, 2x, MR: vs. Missouri (3/4/20)
- FIELD GOALS  
9 vs. Norfolk State (11/12/19)
- FREE THROWS  
10 at Florida (1/14/20)
- THREE-POINTERS  
1, 13x, MR: at Mississippi St. (1/19/21)
- ASSISTS  
6 vs. Penn State (11/27/19)
- STEALS  
4 vs. Penn State (11/27/19)
- BLOCKS  
3 vs. Tennessee Tech (12/29/19)

CAREER STATISTICS

SEASON	TEAM	GP-GS	MIN/AVG	Field Goals		3-Point		F-Throws		Rebounds				Scoring						
				FG-FGA	FG%	3FG-FGA	3FG%	FT-FTA	FT%	OFF	DEF	TOT	AVG	PF-FO	AST	TO	BLK	STL	PTS	AVG
2018-19	OM	33-2	690/20.9	68-144	.472	4-16	.250	58-84	.690	51	94	145	4.4	82-3	38	55	16	26	198	6.0
2019-20	OM	32-32	920/28.8	122-242	.504	5-21	.238	74-109	.679	65	131	196	6.1	100-7	52	49	28	46	323	10.1
2020-21	OM	14-14	343/24.5	53-98	.541	4-12	.333	22-35	.629	26	39	65	4.6	42-2	22	26	11	15	132	9.4
TOTAL		79-48	1953/24.7	243-484	.502	13-49	.265	154-228	.675	142	264	406	5.1	224-12	112	130	55	87	653	8.3

4


antavion  
COLLUM


Memphis, Tenn. • Bartlett HS

6-7 • 230 • 1L

General Business

SO.  
F





Opponent	Date	GS	MIN	Total		3-Pointers		Free throws		Rebounds				PF	A	T/O	BLK	STL	PTS	AVG
				FG-FGA	PCT	3FG-3FGA	PCT	FT-FTA	PCT	OFF	DEF	TOT	AVG							
Jackson St.	12/10/2020		08:34	0-2	.000	0-1	.000	0-0	.000	2	2	4	4.0	0	2	0	0	1	0	0.0
UNCW	12/12/2020		01:05	0-0	.000	0-0	.000	0-0	.000	0	0	0	2.0	0	1	0	0	0	0	0.0
Central Ark.	12/14/2020		01:31	0-0	.000	0-0	.000	0-0	.000	0	0	0	1.3	0	0	0	0	0	0	0.0
at Middle Tenn.	12/16/2020		03:07	1-2	.500	0-1	.000	0-0	.000	0	0	0	1.0	2	0	1	0	0	2	0.5
at Dayton	12/19/2020		03:47	1-1	1.000	0-0	.000	0-1	.000	1	2	3	1.4	0	0	1	0	0	2	0.8
UT Martin	12/22/2020		04:32	1-1	1.000	0-0	.000	0-0	.000	0	0	0	1.2	0	1	1	0	1	2	1.0
Texas A&M	01/23/2021		02:20	0-0	.000	0-0	.000	0-2	.000	0	0	0	1.0	1	0	0	0	0	0	0.9
Totals		0	24:56	3-6	.500	0-2	.000	0-3	.000	3	4	7	1.0	3	4	3	0	2	6	0.9

Player Averages

Games Played	Minutes/ game	Points/ game	FG Pct	3FG Pct	FT Pct	Rebounds/ game	Assists/ game	Turnovers/ game	Assist/Turnover ratio	Steals/ game	Blocks/ game
7	3.6	0.9	50.0	0.0	0.0	1.0	0.6	0.4	1.3	0.3	0.0

FOUR FASTBREAK FACTS

1. Nickname is “Dude”
2. 2019 finalist for Tennessee’s Mr. Basketball
3. Played at three different high schools over four years (Memphis East, Tennessee Prep, Bartlett)
4. A unique off the court talent is that he can draw

CAREER HIGHS

- POINTS  
7 vs. Oklahoma State (11/29/19)
- REBOUNDS  
7 at Kentucky (2/15/20)
- FIELD GOALS  
2, 2x, MR: vs. Alabama (2/22/20)
- FREE THROWS  
3 vs. Oklahoma State (11/29/19)
- THREE-POINTERS  
1, 2x, MR: at Wichita State (1/4/20)
- ASSISTS  
3 vs. South Carolina (2/5/20)
- STEALS  
2 vs. Western Michigan (11/15/19)
- BLOCKS  
---

CAREER STATISTICS

				Field Goals		3-Point		F-Throws		Rebounds										Scoring	
SEASON	TEAM	GP-GS	MIN/AVG	FG-FGA	FG%	3FG-FGA	3FG%	FT-FTA	FT%	OFF	DEF	TOT	AVG	PF-FO	AST	TO	BLK	STL	PTS	AVG	
2019-20	OM	22-0	224/10.2	8-27	.296	2-13	.154	10-15	.667	6	30	36	1.6	24-0	8	10	0	9	28	1.3	
2020-21	OM	7-0	25/3.6	3-6	.500	0-2	.000	0-3	.000	3	4	7	1.0	3-0	4	3	0	2	6	0.9	
TOTAL		29-0	249/8.6	11-33	.333	2-15	.133	10-18	.556	9	34	43	1.5	27-0	12	13	0	11	34	1.2	



1

austin  
CROWLEY

SO.


G

West Point, Miss. • Sunrise Christian Academy (Kan.)

6-5 • 195 • 1L

Sport and Recreation Administration

Ole Miss



Opponent	Date	GS	MIN	Total		3-Pointers		Free throws		Rebounds				PF	A	T/O	BLK	STL	PTS	AVG
				FG-FGA	PCT	3FG-3FGA	PCT	FT-FTA	PCT	OFF	DEF	TOT	AVG							
Jackson St.	12/10/2020		16:10	2-3	.667	0-1	.000	0-0	.000	0	1	1	1.0	3	1	1	0	1	4	4.0
UNCW	12/12/2020		15:00	2-7	.286	0-3	.000	2-2	1.000	0	0	0	0.5	1	0	2	0	0	6	5.0
Central Ark.	12/14/2020		11:39	1-4	.250	0-2	.000	0-0	.000	0	3	3	1.3	3	1	1	2	1	2	4.0
at Middle Tenn.	12/16/2020		14:49	2-5	.400	0-1	.000	0-0	.000	0	2	2	1.5	2	1	3	0	0	4	4.0
at Dayton	12/19/2020		09:28	0-1	.000	0-1	.000	0-0	.000	0	0	0	1.2	1	2	1	0	0	0	3.2
UT Martin	12/22/2020		24:38	4-7	.571	3-5	.600	0-0	.000	0	2	2	1.3	0	3	4	1	1	11	4.5
at Alabama	12/29/2020	*	10:11	0-2	.000	0-0	.000	0-2	.000	0	2	2	1.4	2	0	0	0	0	0	3.9
Wichita St.	01/02/2021		11:55	0-2	.000	0-2	.000	0-0	.000	0	2	2	1.5	2	3	1	0	0	0	3.4
Auburn	01/06/2021		27:58	4-6	.667	0-1	.000	0-0	.000	2	8	10	2.4	1	1	1	0	4	8	3.9
LSU	01/09/2021		16:30	3-4	.750	2-2	1.000	2-2	1.000	0	3	3	2.5	0	0	3	0	1	10	4.5
at Florida	01/12/2021	*	26:09	1-5	.200	0-2	.000	0-0	.000	0	4	4	2.6	2	0	0	0	0	2	4.3
Georgia	01/16/2021		07:42	0-3	.000	0-2	.000	0-0	.000	0	0	0	2.4	1	2	0	0	0	0	3.9
Texas A&M	01/23/2021		05:30	0-0	.000	0-0	.000	0-0	.000	0	0	0	2.2	1	1	0	0	0	0	3.6
Totals		2	197:38	19-49	.388	5-22	.227	4-6	.667	2	27	29	2.2	19	15	17	3	8	47	3.6

Player Averages

Games Played	Minutes/game	Points/game	FG Pct	3FG Pct	FT Pct	Rebounds/game	Assists/game	Turnovers/game	Assist/Turnover ratio	Steals/game	Blocks/game
13	15.2	3.6	38.8	22.7	66.7	2.2	1.2	1.3	0.9	0.6	0.2

FOUR FASTBREAK FACTS

1. Kermit Davis' first Mississippi recruit as the Rebels' head coach
2. Winner of the 2020 Pavilion Madness Dunk Contest
3. Named to First Year SEC Academic Honor Roll
4. McDonald's All-American nominee in high school

CAREER HIGHS

- POINTS**  
11, 2x, MR: vs. UT Martin (12/22/20)
- REBOUNDS**  
10 vs. Auburn (1/6/21)
- FIELD GOALS**  
4, 3x, MR: vs. Auburn (1/6/21)
- FREE THROWS**  
3 at Mississippi St. (3/7/20)
- THREE-POINTERS**  
3 vs. UT Martin (12/22/20)
- ASSISTS**  
8 vs. Vanderbilt (2/29/20)
- STEALS**  
4 vs. Auburn (1/6/21)
- BLOCKS**  
2 vs. Central Arkansas (12/14/20)

CAREER STATISTICS

				Field Goals		3-Point		F-Throws		Rebounds				Scoring						
SEASON	TEAM	GP-GS	MIN/AVG	FG-FGA	FG%	3FG-FGA	3FG%	FT-FTA	FT%	OFF	DEF	TOT	AVG	PF-FO	AST	TO	BLK	STL	PTS	AVG
2019-20	OM	32-1	548/17.1	31-84	.369	11-39	.282	18-24	.750	13	37	50	1.6	38-1	53	26	2	12	91	2.8
2020-21	OM	13-2	198/15.2	19-49	.388	5-22	.227	4-6	.667	2	27	29	2.2	19-0	15	17	3	8	47	3.6
TOTAL		45-3	745/16.6	50-133	.376	16-61	.262	22-30	.733	15	64	79	1.8	57-1	68	43	5	20	138	3.1


23sammyHUNTER


Nassau Bahamas • B.C. Christian Academy (Canada)

6-9 • 225 • 1L

Sport and Recreation Administration

SO.  
F





Opponent	Date	GS	MIN	Total		3-Pointers		Free throws		Rebounds				PF	A	T/O	BLK	STL	PTS	AVG
				FG-FGA	PCT	3FG-3FGA	PCT	FT-FTA	PCT	OFF	DEF	TOT	AVG							
Jackson St.	12/10/2020		08:53	1-3	.333	0-2	.000	1-4	.250	1	1	2	2.0	1	0	1	1	0	3	3.0
UNCW	12/12/2020		03:49	0-0	.000	0-0	.000	0-0	.000	0	1	1	1.5	1	0	1	0	0	0	1.5
Central Ark.	12/14/2020		03:40	0-0	.000	0-0	.000	0-0	.000	0	0	0	1.0	1	0	1	0	0	0	1.0
at Middle Tenn.	12/16/2020		10:27	0-2	.000	0-2	.000	0-0	.000	0	1	1	1.0	1	0	0	0	0	0	0.8
at Dayton	12/19/2020		10:06	1-3	.333	1-1	1.000	0-0	.000	0	1	1	1.0	1	0	0	0	0	3	1.2
UT Martin	12/22/2020		11:25	1-1	1.000	0-0	.000	3-4	.750	1	0	1	1.0	3	1	0	0	0	5	1.8
at Alabama	12/29/2020		01:10	0-0	.000	0-0	.000	0-0	.000	0	0	0	0.9	1	0	0	0	0	0	1.6
Auburn	01/06/2021		02:14	0-0	.000	0-0	.000	0-0	.000	0	0	0	0.8	0	0	0	0	0	0	1.4
LSU	01/09/2021		09:57	1-1	1.000	1-1	1.000	0-0	.000	1	1	2	0.9	1	1	0	0	0	3	1.6
at Mississippi St.	01/19/2021		04:46	0-1	.000	0-1	.000	0-0	.000	1	0	1	0.9	0	0	0	0	0	0	1.4
Texas A&M	01/23/2021		01:21	0-1	.000	0-1	.000	0-0	.000	0	1	1	0.9	0	0	0	0	0	0	1.3
Totals		0	67:48	4-12	.333	2-8	.250	4-8	.500	4	6	10	0.9	10	2	3	1	0	14	1.3

Player Averages

Games Played	Minutes/ game	Points/ game	FG Pct	3FG Pct	FT Pct	Rebounds/ game	Assists/ game	Turnovers/ game	Assist/Turnover ratio	Steals/ game	Blocks/ game
11	6.2	1.3	33.3	25.0	50.0	0.9	0.2	0.3	0.7	0.0	0.1

FOUR FASTBREAK FACTS

1. Tied for the most blocks in a game by a Rebel last season (3)
2. Played his final year of high school basketball in Canada
3. Competed in the 2018 Central American and Caribbean Games for The Bahamas senior national team
4. Can play the snare drum

CAREER HIGHS

- POINTS  
8 vs. Western Michigan (11/15/19)
- REBOUNDS  
4, 2x, MR: vs. Seattle (11/19/19)
- FIELD GOALS  
4 vs. Western Michigan (11/15/19)
- FREE THROWS  
4 vs. Seattle (11/19/19)
- THREE-POINTERS  
1, 3x, MR: vs. LSU (1/9/21)
- ASSISTS  
2, 4x, MR: vs. Tennessee Tech (12/29/19)
- STEALS  
3 vs. Missouri (3/4/20)
- BLOCKS  
3 vs. Vanderbilt (2/29/20)

CAREER STATISTICS

				Field Goals		3-Point		F-Throws		Rebounds										Scoring	
SEASON	TEAM	GP-GS	MIN/AVG	FG-FGA	FG%	3FG-FGA	3FG%	FT-FTA	FT%	OFF	DEF	TOT	AVG	PF-FO	AST	TO	BLK	STL	PTS	AVG	
2019-20	OM	27-1	309/11.4	29-71	.408	1-8	.125	19-27	.704	14	23	37	1.4	47-0	11	15	4	6	78	2.9	
2020-21	OM	11-0	68/6.2	4-12	.333	2-8	.250	4-8	.500	4	6	10	0.9	10-0	2	3	1	0	14	1.3	
TOTAL		38-1	377/9.9	33-83	.398	3-16	.188	23-35	.657	18	29	47	1.2	57-0	13	18	5	6	92	2.4	

# 24 JARREL JOINDER

Oxford, Miss. • CSU Bakersfield

6-1 • 180 • TR

Multi-Disciplinary Studies

JR.  
G



Opponent	Date	GS	MIN	Total		3-Pointers		Free throws		Rebounds				PF	A	T/O	BLK	STL	PTS	AVG	
				FG-FGA	PCT	3FG-3FGA	PCT	FT-FTA	PCT	OFF	DEF	TOT	AVG								
Jackson St.	12/10/2020	*	22:56	2-5	.400	0-2	.000	2-2	1.000	0	1	1	1.0	2	2	0	0	1	6	6.0	
UNCW	12/12/2020	*	26:55	2-5	.400	0-1	.000	2-2	1.000	2	2	4	2.5	0	2	0	0	0	6	6.0	
Central Ark.	12/14/2020	*	24:09	1-9	.111	0-4	.000	0-1	.000	0	0	0	1.7	1	1	1	0	1	2	4.7	
at Middle Tenn.	12/16/2020	*	29:41	4-8	.500	1-2	.500	1-1	1.000	0	1	1	1.5	1	1	0	0	1	10	6.0	
at Dayton	12/19/2020	*	27:11	3-9	.333	2-4	.500	2-2	1.000	0	2	2	1.6	1	0	2	0	0	10	6.8	
UT Martin	12/22/2020	*	22:14	7-10	.700	1-3	.333	1-2	.500	1	2	3	1.8	1	2	1	0	1	16	8.3	
at Alabama	12/29/2020		26:07	5-11	.455	0-1	.000	2-2	1.000	0	3	3	2.0	4	0	2	0	0	12	8.9	
Wichita St.	01/02/2021	*	25:32	3-11	.273	0-4	.000	2-2	1.000	0	2	2	2.0	3	0	2	0	0	8	8.8	
Auburn	01/06/2021		17:54	1-6	.167	1-3	.333	6-6	1.000	0	0	0	1.8	2	3	1	0	1	9	8.8	
LSU	01/09/2021		24:21	2-8	.250	2-5	.400	3-4	.750	0	1	1	1.7	2	1	1	0	1	9	8.8	
at Florida	01/12/2021		25:40	4-9	.444	1-3	.333	0-0	.000	0	3	3	1.8	3	2	0	0	0	9	8.8	
Georgia	01/16/2021	*	34:37	9-17	.529	2-6	.333	2-3	.667	0	2	2	1.8	2	2	1	0	2	22	9.9	
at Mississippi St.	01/19/2021	*	35:54	4-12	.333	0-3	.000	4-4	1.000	0	5	5	2.1	0	2	0	2	2	12	10.1	
Texas A&M	01/23/2021	*	33:33	7-11	.636	1-3	.333	6-7	.857	3	4	7	2.4	1	0	2	0	1	21	10.9	
Totals			10	376:44	54-131	.412	11-44	.250	33-38	.868	6	28	34	2.4	23	18	15	2	11	152	10.9

#### Player Averages

Games Played	Minutes/game	Points/game	FG Pct	3FG Pct	FT Pct	Rebounds/game	Assists/game	Turnovers/game	Assist/Turnover ratio	Steals/game	Blocks/game
14	26.9	10.9	41.2	25.0	86.8	2.4	1.3	1.1	1.2	0.8	0.1

#### FOUR FASTBREAK FACTS

1. Sat out the 2019-20 season due to NCAA transfer rules
2. Led the WAC in scoring with 18.6 ppg in 2018-2019
3. Fourth in the nation in scoring as a senior in HS with 36.5 ppg
4. High school teammates with current Seattle Seahawks wide receiver D.K. Metcalf

#### CAREER HIGHS \*-includes CSU Bakersfield

##### POINTS

34 at Cal Baptist (1/24/19)

##### REBOUNDS

11 vs. Cal Poly (12/18/2018)

##### FIELD GOALS

14 at Cal Baptist (1/24/19)

##### FREE THROWS

12 at Lamar (11/19/17)

##### THREE-POINTERS

5, 2x, MR: at Delaware (12/20/17)

##### ASSISTS

6 vs. Antelope Valley (11/9/18)

##### STEALS

3, 3x, MR: vs. Grand Canyon (2/2/19)

##### BLOCKS

2 at Mississippi State (1/19/21)

#### CAREER STATISTICS

				Field Goals		3-Point		F-Throws		Rebounds										Scoring	
SEASON	TEAM	GP-GS	MIN/AVG	FG-FGA	FG%	3FG-FGA	3FG%	FT-FTA	FT%	OFF	DEF	TOT	AVG	PF-FO	AST	TO	BLK	STL	PTS	AVG	
2017-18	CSUB	30-27	841/28.0	106-280	.379	32-112	.286	69-77	.896	28	75	103	3.4	54-0	22	28	1	15	313	10.4	
2018-19	CSUB	34-34	1094/32.2	208-461	.451	50-135	.370	66-93	.710	40	81	121	3.6	71-0	49	43	3	37	532	15.6	
2020-21	OM	14-10	377/26.9	54-131	.412	11-44	.250	33-38	.868	6	28	34	2.4	23-0	18	15	2	11	152	10.9	
TOTAL FOR OM		14-10	377/26.9	54-131	.412	11-44	.250	33-38	.868	6	28	34	2.4	23-0	18	15	2	11	152	10.9	
TOTAL		78-71	2312/29.6	368-872	.422	93-291	.320	168-208	.808	74	184	258	3.3	148-0	89	86	6	63	997	12.8	

33john  
MCBRIDE


Memphis, Tenn. • Memphis University School

6-7 • 211 • RS

Accountancy

SO.  
G





Opponent	Date	GS	MIN	Total		3-Pointers		Free throws		Rebounds				PF	A	T/O	BLK	STL	PTS	AVG
				FG-FGA	PCT	3FG-3FGA	PCT	FT-FTA	PCT	OFF	DEF	TOT	AVG							
Jackson St.	12/10/2020		02:22	0-1	.000	0-0	.000	1-2	.500	1	0	1	1.0	0	0	0	0	0	1	1.0
UT Martin	12/22/2020		01:55	0-1	.000	0-0	.000	0-0	.000	0	0	0	0.5	0	0	0	0	0	0	0.5
Texas A&M	01/23/2021		01:21	0-0	.000	0-0	.000	0-0	.000	0	0	0	0.3	0	0	0	0	0	0	0.3
Totals		0	05:38	0-2	.000	0-0	.000	1-2	.500	1	0	1	0.3	0	0	0	0	0	1	0.3

Player Averages												
Games Played	Minutes/ game	Points/ game	FG Pct	3FG Pct	FT Pct	Rebounds/ game	Assists/ game	Turnovers/ game	Assist/Turnover ratio	Steals/ game	Blocks/ game	
3	1.9	0.3	0.0	0.0	50.0	0.3	0.0	0.0	0.0	0.0	0.0	

FOUR FASTBREAK FACTS

1. Highest GPA on the team (3.94)
2. Chose Ole Miss for its accounting school
3. SEC Winter Academic Honor Roll
4. Enjoys snow skiing

CAREER HIGHS

- POINTS  
3 vs. Tennessee Tech (12/29/19)
- REBOUNDS  
2 vs. Western Michigan (11/15/19)
- FIELD GOALS  
1 vs. Tennessee Tech (12/29/19)
- FREE THROWS  
1 Jackson State (12/10/20)
- THREE-POINTERS  
1 vs. Tennessee Tech (12/29/19)
- ASSISTS  
--
- STEALS  
--
- BLOCKS  
1 at Tennessee (1/21/20)

CAREER STATISTICS

				Field Goals		3-Point		F-Throws		Rebounds				Scoring						
SEASON	TEAM	GP-GS	MIN/AVG	FG-FGA	FG%	3FG-FGA	3FG%	FT-FTA	FT%	OFF	DEF	TOT	AVG	PF-FO	AST	T/O	BLK	STL	PTS	AVG
2019-20	OM	9-0	14/1.5	1-7	.143	1-4	.250	0-0	.000	2	1	3	0.3	0-0	0	1	1	0	3	0.3
2020-21	OM	3-0	6/1.9	0-2	.000	0-0	.000	1-2	.500	1	0	1	0.3	0-0	0	0	0	0	1	0.3
TOTAL		12-0	20/1.6	1-9	.111	1-4	.250	1-2	.500	3	1	4	0.3	0-0	0	1	1	0	4	0.3



11


matthew  
MURRELL


FR.  
G

Memphis, Tenn. • IMG Academy (Fla.)

6-4 • 200 • HS

Exercise Science





Opponent	Date	GS	MIN	Total		3-Pointers		Free throws		Rebounds				PF	A	T/O	BLK	STL	PTS	AVG
				FG-FGA	PCT	3FG-3FGA	PCT	FT-FTA	PCT	OFF	DEF	TOT	AVG							
Jackson St.	12/10/2020		17:50	0-7	.000	0-2	.000	4-4	1.000	0	0	0	0.0	0	1	1	0	0	4	4.0
UNCW	12/12/2020		13:16	1-2	.500	0-1	.000	0-0	.000	0	1	1	0.5	2	0	0	0	0	2	3.0
Central Ark.	12/14/2020		15:01	1-6	.167	1-4	.250	0-0	.000	1	0	1	0.7	0	2	0	0	0	3	3.0
at Middle Tenn.	12/16/2020		14:30	2-4	.500	0-2	.000	1-2	.500	2	3	5	1.8	2	0	1	0	0	5	3.5
at Dayton	12/19/2020		09:34	0-1	.000	0-0	.000	0-0	.000	0	0	0	1.4	2	0	1	0	0	0	2.8
UT Martin	12/22/2020		24:02	5-7	.714	3-5	.600	0-0	.000	0	1	1	1.3	0	0	3	0	0	13	4.5
at Alabama	12/29/2020		28:17	2-8	.250	1-4	.250	2-3	.667	0	5	5	1.9	1	0	2	0	0	7	4.9
Wichita St.	01/02/2021		14:15	3-5	.600	1-2	.500	0-0	.000	0	0	0	1.6	4	0	2	0	0	7	5.1
Auburn	01/06/2021	*	20:36	0-6	.000	0-4	.000	0-0	.000	0	4	4	1.9	0	2	0	0	1	0	4.6
LSU	01/09/2021	*	25:15	2-7	.286	2-6	.333	2-2	1.000	1	1	2	1.9	1	2	3	1	3	8	4.9
at Florida	01/12/2021		02:27	0-1	.000	0-0	.000	0-0	.000	0	1	1	1.8	0	0	0	0	0	0	4.5
Georgia	01/16/2021		15:27	3-4	.750	1-2	.500	0-2	.000	2	1	3	1.9	1	1	2	0	0	7	4.7
at Mississippi St.	01/19/2021		10:41	1-2	.500	0-1	.000	0-0	.000	0	0	0	1.8	0	0	0	0	0	2	4.5
Texas A&M	01/23/2021		20:30	2-5	.400	1-3	.333	1-4	.250	0	0	0	1.6	1	1	1	0	2	6	4.6
Totals		2	231:41	22-65	.338	10-36	.278	10-17	.588	6	17	23	1.6	14	9	16	1	6	64	4.6

Player Averages

Games Played	Minutes/game	Points/game	FG Pct	3FG Pct	FT Pct	Rebounds/game	Assists/game	Turnovers/game	Assist/Turnover ratio	Steals/game	Blocks/game
14	16.5	4.6	33.8	27.8	58.8	1.6	0.6	1.1	0.6	0.4	0.1

FOUR FASTBREAK FACTS

1. Highest ranked recruit under Kermit Davis
2. Spent his final high school season at IMG Academy
3. Ranked as the No. 39 player in the country by ESPN and 247Sports
4. No. 2 prospect out of Tennessee

CAREER HIGHS

- POINTS  
13 vs. UT Martin (12/22/20)
- REBOUNDS  
5 at Middle Tennessee (12/16/20)
- FIELD GOALS  
5, 2x, MR: at Alabama (12/29/20)
- FREE THROWS  
4 vs. Jackson State (12/10/20)
- THREE-POINTERS  
3 vs. UT Martin (12/22/20)
- ASSISTS  
2, 3x, MR: vs. LSU (1/9/21)
- STEALS  
3 vs. LSU (1/9/21)
- BLOCKS  
1 vs. LSU (1/9/21)

CAREER STATISTICS

				Field Goals		3-Point		F-Throws		Rebounds				Scoring						
SEASON	TEAM	GP-GS	MIN/AVG	FG-FGA	FG%	3FG-FGA	3FG%	FT-FTA	FT%	OFF	DEF	TOT	AVG	PF-FO	AST	TO	BLK	STL	PTS	AVG
2020-21	OM	14-2	232/16.5	22-65	.338	10-36	.278	10-17	.588	6	17	23	1.6	14-0	9	16	1	6	64	4.6
TOTAL		14-2	232/16.5	22-65	.338	10-36	.278	10-17	.588	6	17	23	1.6	14-0	9	16	1	6	64	4.6

12

shon

ROBINSON

R-FR.

F

Chicago, Ill. • Eduprize (Ariz.)

6-11 • 220 • RS

Multi-Disciplinary Studies

Opponent	Date	GS	MIN	Total		3-Pointers		Free throws		Rebounds				PF	A	T/O	BLK	STL	PTS	AVG
				FG-FGA	PCT	3FG-3FGA	PCT	FT-FTA	PCT	OFF	DEF	TOT	AVG							
Jackson St.	12/10/2020		03:14	0-2	.000	0-1	.000	0-0	.000	0	0	0	0.0	1	0	0	0	0	0	0.0
Central Ark.	12/14/2020		03:11	1-1	1.000	0-0	.000	0-1	.000	1	0	1	0.5	0	0	0	1	0	2	1.0
at Middle Tenn.	12/16/2020		04:14	0-1	.000	0-1	.000	0-0	.000	0	1	1	0.7	0	0	0	0	0	0	0.7
UT Martin	12/22/2020		07:33	2-5	.400	0-2	.000	2-2	1.000	2	0	2	1.0	0	0	0	0	0	6	2.0
at Alabama	12/29/2020		01:00	0-1	.000	0-0	.000	0-0	.000	0	0	0	0.8	0	0	0	0	0	0	1.6
Texas A&M	01/23/2021		00:51	0-0	.000	0-0	.000	0-2	.000	0	1	1	0.8	0	0	0	0	0	0	1.3
Totals		0	20:02	3-10	.300	0-4	.000	2-5	.400	3	2	5	0.8	1	0	0	1	0	8	1.3

Player Averages

Games Played	Minutes/game	Points/game	FG Pct	3FG Pct	FT Pct	Rebounds/game	Assists/game	Turnovers/game	Assist/Turnover ratio	Steals/game	Blocks/game
6	3.3	1.3	30.0	0.0	40.0	0.8	0.0	0.0	0.0	0.0	0.2

FOUR FASTBREAK FACTS

1. Redshirted the 2019-2020 season
2. Finished high school early to reclassify and become part of the 2019 class
3. Averaged 22 ppg and 12 rpg his final high school season
4. Has seven siblings

CAREER HIGHS

- POINTS  
6 vs. UT Martin (12/22/20)
- REBOUNDS  
2 vs. UT Martin (12/22/20)
- FIELD GOALS  
2 vs. UT Martin (12/22/20)
- FREE THROWS  
2 vs. UT Martin (12/22/20)
- THREE-POINTERS  
---
- ASSISTS  
---
- STEALS  
---
- BLOCKS  
1 at Central Arkansas (12/14/20)

CAREER STATISTICS

				Field Goals		3-Point		F-Throws		Rebounds				Scoring						
SEASON	TEAM	GP-GS	MIN/AVG	FG-FGA	FG%	3FG-FGA	3FG%	FT-FTA	FT%	OFF	DEF	TOT	AVG	PF-FO	AST	TO	BLK	STL	PTS	AVG
2020-21	OM	6-0	20/3.3	3-10	.300	0-4	.000	2-5	.400	3	2	5	0.8	1-0	0	0	1	0	8	1.3
TOTAL		6-0	20/3.3	3-10	.300	0-4	.000	2-5	.400	3	2	5	0.8	1-0	0	0	1	0	8	1.3

15

Luis RODRIGUEZ

SO.

G/F

Los Angeles, Calif. • Woodstock Academy (Conn.)

6-6 • 210 • 2L

Sport and Recreation Administration

Ole Miss

Opponent	Date	GS	MIN	Total		3-Pointers		Free throws		Rebounds				PF	A	T/O	BLK	STL	PTS	AVG
				FG-FGA	PCT	3FG-3FGA	PCT	FT-FTA	PCT	OFF	DEF	TOT	AVG							
Jackson St.	12/10/2020	*	22:10	2-7	.286	0-2	.000	0-0	.000	1	2	3	3.0	4	4	0	0	2	4	4.0
UNCW	12/12/2020	*	30:04	6-10	.600	2-3	.667	0-4	.000	4	8	12	7.5	1	4	1	2	1	14	9.0
Central Ark.	12/14/2020	*	28:07	2-11	.182	1-6	.167	7-8	.875	2	6	8	7.7	4	4	1	0	2	12	10.0
at Middle Tenn.	12/16/2020	*	23:28	5-7	.714	0-0	.000	0-0	.000	0	5	5	7.0	2	1	2	1	3	10	10.0
at Dayton	12/19/2020	*	37:28	3-7	.429	2-4	.500	1-2	.500	2	12	14	8.4	3	1	2	2	2	9	9.8
UT Martin	12/22/2020	*	12:59	2-3	.667	1-1	1.000	0-0	.000	1	8	9	8.5	2	4	1	0	1	5	9.0
at Alabama	12/29/2020	*	31:39	1-7	.143	0-3	.000	0-2	.000	5	3	8	8.4	4	3	1	1	2	2	8.0
Wichita St.	01/02/2021	*	26:08	4-8	.500	1-3	.333	4-7	.571	3	0	3	7.8	5	4	0	0	4	13	8.6
Auburn	01/06/2021	*	18:39	5-8	.625	2-4	.500	0-0	.000	2	5	7	7.7	5	1	2	0	2	12	9.0
LSU	01/09/2021	*	21:03	3-5	.600	1-3	.333	2-4	.500	2	3	5	7.4	2	1	4	1	1	9	9.0
at Florida	01/12/2021	*	20:40	2-8	.250	2-2	1.000	0-0	.000	1	3	4	7.1	4	1	0	1	2	6	8.7
Georgia	01/16/2021	*	21:06	1-4	.250	0-2	.000	0-0	.000	3	2	5	6.9	2	0	1	1	0	2	8.2
at Mississippi St.	01/19/2021	*	26:08	3-6	.500	0-2	.000	0-0	.000	2	6	8	7.0	2	1	0	1	2	6	8.0
Texas A&M	01/23/2021	*	19:19	0-1	.000	0-1	.000	0-0	.000	0	4	4	6.8	1	1	2	1	0	0	7.4
Totals		14	338:59	39-92	.424	12-36	.333	14-27	.519	28	67	95	6.8	41	30	17	11	24	104	7.4

Player Averages

Games Played	Minutes/ game	Points/ game	FG Pct	3FG Pct	FT Pct	Rebounds/ game	Assists/ game	Turnovers/ game	Assist/Turnover ratio	Steals/ game	Blocks/ game
14	24.2	7.4	42.4	33.3	51.9	6.8	2.1	1.2	1.8	1.7	0.8

FOUR FASTBREAK FACTS

1. Moved across the country for his final year of high school
2. Earned a medical hardship last season
3. Has five siblings
4. Favorite TV show is Stranger Things

CAREER HIGHS

- POINTS  
14 vs. UNCW (12/12/20)
- REBOUNDS  
14 at Dayton (12/19/20)
- FIELD GOALS  
6 vs. UNCW (12/12/20)
- FREE THROWS  
7 vs. Central Arkansas (12/14/20)
- THREE-POINTERS  
2, 4x, MR: at Florida (1/12/21)
- ASSISTS  
4, 6x, MR: vs. Wichita State (1/2/21)
- STEALS  
4 vs. Wichita State (1/2/21)
- BLOCKS  
2, 3x, MR: at Dayton (12/19/20)

CAREER STATISTICS

				Field Goals		3-Point		F-Throws		Rebounds				Scoring						
SEASON	TEAM	GP-GS	MIN/AVG	FG-FGA	FG%	3FG-FGA	3FG%	FT-FTA	FT%	OFF	DEF	TOT	AVG	PF-FO	AST	TO	BLK	STL	PTS	AVG
2018-19	OM	25-0	152/6.1	10-22	.455	0-2	.000	7-8	.875	10	17	27	1.1	15-0	15	7	7	5	27	1.1
2019-20	OM	5-5	112/22.5	9-24	.375	0-7	.000	11-16	.688	11	15	26	5.2	5-0	13	3	2	5	29	5.8
2020-21	OM	14-14	339/24.2	39-92	.424	12-36	.333	14-27	.519	28	67	95	6.8	41-2	30	17	11	24	104	7.4
TOTAL		44-19	604/13.7	58-138	.420	12-45	.267	32-51	.627	49	99	148	3.4	61-2	58	27	20	34	160	3.6

2

devontae  
SHULER


Irmo, S.C. • Oak Hill Academy


6-2 • 185 • 3L

Multi-Disciplinary Studies

SR.

G





Opponent	Date	GS	MIN	Total		3-Pointers		Free throws		Rebounds				PF	A	T/O	BLK	STL	PTS	AVG	
				FG-FGA	PCT	3FG-3FGA	PCT	FT-FTA	PCT	OFF	DEF	TOT	AVG								
Jackson St.	12/10/2020	*	22:42	9-10	.900	5-5	1.000	0-0	.000	1	0	1	1.0	0	2	1	0	3	23	23.0	
UNCW	12/12/2020	*	29:40	7-15	.467	2-6	.333	2-2	1.000	0	0	0	0.5	2	6	5	0	3	18	20.5	
Central Ark.	12/14/2020	*	37:01	5-14	.357	2-5	.400	8-9	.889	0	4	4	1.7	1	4	0	0	2	20	20.3	
at Middle Tenn.	12/16/2020	*	31:28	3-9	.333	1-5	.200	3-3	1.000	0	3	3	2.0	1	2	5	0	2	10	17.8	
at Dayton	12/19/2020	*	35:23	4-16	.250	2-9	.222	2-3	.667	1	1	2	2.0	2	1	3	0	1	12	16.6	
UT Martin	12/22/2020	*	21:48	2-5	.400	0-0	.000	2-2	1.000	1	3	4	2.3	2	8	1	0	1	6	14.8	
at Alabama	12/29/2020	*	27:21	2-11	.182	0-4	.000	4-6	.667	0	0	0	2.0	1	0	3	0	1	8	13.9	
Wichita St.	01/02/2021	*	39:25	7-19	.368	6-12	.500	0-0	.000	1	2	3	2.1	0	4	1	0	3	20	14.6	
Auburn	01/06/2021	*	34:53	3-10	.300	1-6	.167	0-0	.000	1	2	3	2.2	0	10	2	1	2	7	13.8	
LSU	01/09/2021	*	25:57	0-9	.000	0-6	.000	2-2	1.000	1	1	2	2.2	1	4	2	0	1	2	12.6	
at Florida	01/12/2021	*	33:57	7-14	.500	2-5	.400	3-3	1.000	0	1	1	2.1	1	3	0	0	1	19	13.2	
Georgia	01/16/2021	*	35:11	9-19	.474	4-8	.500	2-3	.667	1	3	4	2.3	2	8	2	0	1	24	14.1	
at Mississippi St.	01/19/2021	*	33:25	8-13	.615	3-5	.600	3-4	.750	0	3	3	2.3	0	1	4	0	3	22	14.7	
Texas A&M	01/23/2021	*	34:00	6-15	.400	3-8	.375	2-2	1.000	0	4	4	2.4	1	4	3	0	2	17	14.9	
Totals			14	442:11	72-179	.402	31-84	.369	33-39	.846	7	27	34	2.4	14	57	32	1	26	208	14.9

Player Averages

Games Played	Minutes/ game	Points/ game	FG Pct	3FG Pct	FT Pct	Rebounds/ game	Assists/ game	Turnovers/ game	Assist/Turnover ratio	Steals/ game	Blocks/ game
14	31.6	14.9	40.2	36.9	84.6	2.4	4.1	2.3	1.8	1.9	0.1

FOUR FASTBREAK FACTS

1. AAU teammates with the top two picks in the 2019 NBA Draft - Zion Williamson and Ja Morant
2. Teammates with fellow Rebel Khadim Sy at Oak Hill Academy
3. Has 5 brothers, 1 who plays at Middle Tennessee, and 2 sisters
4. Holds Ole Miss record for steals by a sophomore (56)

CAREER HIGHS

- POINTS  
28 at LSU (2/1/20)
- REBOUNDS  
11 vs. Arkansas (1/11/20)
- FIELD GOALS  
9, 3x, MR: vs. Georgia (1/16/21)
- FREE THROWS  
13, vs. Auburn (1/28/20)
- THREE-POINTERS  
6 vs. Wichita State (1/2/21)
- ASSISTS  
10 vs. Auburn (1/6/21)
- STEALS  
5 vs. Missouri (2/16/19)
- BLOCKS  
3 vs. Western Michigan (11/15/19)

CAREER STATISTICS

SEASON	TEAM	GP-GS	MIN/AVG	Field Goals		3-Point		F-Throws		Rebounds				Scoring						
				FG-FGA	FG%	3FG-FGA	3FG%	FT-FTA	FT%	OFF	DEF	TOT	AVG	PF-FO	AST	TO	BLK	STL	PTS	AVG
2017-18	OM	32-9	603/18.8	74-210	.352	30-116	.259	15-20	.750	26	61	87	2.7	33-0	34	25	3	32	193	6.0
2018-19	OM	33-31	1063/32.2	119-260	.458	51-127	.402	51-62	.823	25	112	137	4.2	50-0	100	59	7	56	340	10.3
2019-20	OM	32-32	1057/33.0	134-316	.424	44-124	.355	62-99	.626	22	123	145	4.5	61-1	105	61	9	54	374	11.7
2020-21	OM	14-14	442/31.6	72-179	.402	31-84	.369	33-39	.846	7	27	34	2.4	14-0	57	32	1	26	208	14.9
TOTAL		111-86	3165/28.5	399-965	.413	156-451	.346	161-220	.732	80	323	403	3.6	158-1	296	177	20	168	1115	10.0



3

khadim SY


Dakar, Senegal • Daytona State


6-10 • 238 • 1L

Multi-Disciplinary Studies

SR.

F





Opponent	Date	GS	MIN	Total		3-Pointers		Free throws		Rebounds				PF	A	T/O	BLK	STL	PTS	AVG
				FG-FGA	PCT	3FG-3FGA	PCT	FT-FTA	PCT	OFF	DEF	TOT	AVG							
Jackson St.	12/10/2020	*	13:09	5-6	.833	1-2	.500	0-0	.000	0	2	2	2.0	0	1	2	0	1	11	11.0
UNCW	12/12/2020		03:23	1-2	.500	0-0	.000	0-0	.000	0	1	1	1.5	0	0	0	0	0	2	6.5
at Alabama	12/29/2020		05:22	0-2	.000	0-1	.000	0-0	.000	1	1	2	1.7	0	0	0	0	1	0	4.3
Wichita St.	01/02/2021		07:44	0-0	.000	0-0	.000	0-0	.000	1	1	2	1.8	2	0	1	0	0	0	3.3
Auburn	01/06/2021		12:15	5-6	.833	3-3	1.000	0-0	.000	0	2	2	1.8	1	0	1	1	0	13	5.2
LSU	01/09/2021		17:04	2-5	.400	0-3	.000	2-2	1.000	1	0	1	1.7	0	1	0	0	2	6	5.3
at Florida	01/12/2021	*	09:18	0-4	.000	0-1	.000	0-0	.000	1	1	2	1.7	1	0	2	0	0	0	4.6
Georgia	01/16/2021		14:19	0-0	.000	0-0	.000	0-0	.000	0	1	1	1.6	4	1	1	0	0	0	4.0
at Mississippi St.	01/19/2021		16:19	1-6	.167	0-2	.000	0-0	.000	3	2	5	2.0	3	1	0	0	0	2	3.8
Texas A&M	01/23/2021		13:46	0-1	.000	0-0	.000	0-0	.000	1	3	4	2.2	0	0	0	0	2	0	3.4
Totals		2	112:39	14-32	.438	4-12	.333	2-2	1.000	8	14	22	2.2	11	4	7	1	6	34	3.4

Player Averages

Games Played	Minutes/ game	Points/ game	FG Pct	3FG Pct	FT Pct	Rebounds/ game	Assists/ game	Turnovers/ game	Assist/Turnover ratio	Steals/ game	Blocks/ game
10	11.3	3.4	43.8	33.3	100.0	2.2	0.4	0.7	0.6	0.6	0.1

FOUR FASTBREAK FACTS

1. Began his college career at Virginia Tech
2. High school teammates with fellow Rebel Devontae Shuler at Oak Hill Academy
3. Led Oak Hill to 42-1 record, making the game-winning bucket in the national title game
4. Favorite TV show is Family Guy

CAREER HIGHS

- POINTS  
20 vs. Southeastern Louisiana (11/21/19)
- REBOUNDS  
8, 5x, MR: vs. Alabama (2/22/20)
- FIELD GOALS  
7, 2x, MR: vs. Mississippi St. (2/11/20)
- FREE THROWS  
6 vs. Arkansas (1/11/20)
- THREE-POINTERS  
3 vs. Auburn (1/6/21)
- ASSISTS  
3 vs. Butler (12/3/19)
- STEALS  
2, 5x, MR: vs. Texas A&M (1/23/21)
- BLOCKS  
3, 2x, MR: at Mississippi State (3/7/20)

CAREER STATISTICS

SEASON	TEAM	GP-GS	MIN/AVG	Field Goals		3-Point		F-Throws		Rebounds				Scoring						
				FG-FGA	FG%	3FG-FGA	3FG%	FT-FTA	FT%	OFF	DEF	TOT	AVG	PF-FO	AST	TO	BLK	STL	PTS	AVG
2019-20	OM	31-29	732/23.6	106-202	.525	7-26	.269	61-84	.726	47	123	170	5.5	112-9	23	52	25	21	280	9.0
2020-21	OM	10-2	113/11.3	14-32	.438	4-12	.333	2-2	1.000	8	14	22	2.2	11-0	4	7	1	6	34	3.4
TOTAL		41-31	845/20.6	120-234	.513	11-38	.289	63-86	.733	55	137	192	4.7	123-9	27	59	26	27	314	7.7

14

dimencio  
VAUGHN

New York, N.Y. • Rider

6-5 • 215 • TR

Master of Arts

GR.  
G/F





Opponent	Date	GS	MIN	Total		3-Pointers		Free throws		Rebounds				PF	A	T/O	BLK	STL	PTS	AVG
				FG-FGA	PCT	3FG-3FGA	PCT	FT-FTA	PCT	OFF	DEF	TOT	AVG							
Jackson St.	12/10/2020		14:58	1-3	.333	0-1	.000	2-2	1.000	0	3	3	3.0	0	2	2	0	0	4	4.0
UNCW	12/12/2020		05:05	1-1	1.000	0-0	.000	0-2	.000	1	1	2	2.5	2	0	1	0	1	2	3.0
Central Ark.	12/14/2020		07:50	0-1	.000	0-1	.000	0-0	.000	0	2	2	2.3	4	0	0	0	0	0	2.0
at Middle Tenn.	12/16/2020		05:26	0-1	.000	0-0	.000	0-0	.000	0	1	1	2.0	3	0	2	0	0	0	1.5
at Dayton	12/19/2020		01:06	0-0	.000	0-0	.000	0-0	.000	0	0	0	1.6	1	0	0	0	0	0	1.2
UT Martin	12/22/2020		14:19	1-6	.167	0-4	.000	0-0	.000	1	4	5	2.2	2	1	1	0	0	2	1.3
at Alabama	12/29/2020		01:45	0-0	.000	0-0	.000	0-2	.000	1	0	1	2.0	0	0	0	0	0	0	1.1
Wichita St.	01/02/2021		03:17	0-0	.000	0-0	.000	0-0	.000	0	0	0	1.8	1	0	0	0	0	0	1.0
LSU	01/09/2021		07:16	1-3	.333	0-0	.000	3-6	.500	1	3	4	2.0	1	0	0	0	1	5	1.4
at Florida	01/12/2021		11:56	2-3	.667	1-1	1.000	0-0	.000	0	2	2	2.0	0	0	1	0	0	5	1.8
Georgia	01/16/2021		06:15	0-1	.000	0-1	.000	0-0	.000	0	0	0	1.8	1	0	1	0	2	0	1.6
at Mississippi St.	01/19/2021		13:52	3-4	.750	1-2	.500	0-0	.000	1	2	3	1.9	0	0	3	0	1	7	2.1
Texas A&M	01/23/2021		04:27	0-1	.000	0-1	.000	0-0	.000	0	0	0	1.8	1	1	1	0	0	0	1.9
Totals		0	97:32	9-24	.375	2-11	.182	5-12	.417	5	18	23	1.8	16	4	12	0	5	25	1.9

Player Averages

Games Played	Minutes/game	Points/game	FG Pct	3FG Pct	FT Pct	Rebounds/game	Assists/game	Turnovers/game	Assist/Turnover ratio	Steals/game	Blocks/game
13	7.5	1.9	37.5	18.2	41.7	1.8	0.3	0.9	0.3	0.4	0.0

FOUR FASTBREAK FACTS

1. Ranked as the No. 4 grad transfer in the country by 247Sports
2. Earned First Team All-MAAC honors twice at Rider
3. Nine career double-doubles
4. Averaged a team-high 14.8 ppg as a redshirt junior

CAREER HIGHS<sup>\*includes Rider</sup>

- POINTS  
34 at St. Peter's (1/18/18)
- REBOUNDS  
13, 3x, MR: at Marist (1/12/20)
- FIELD GOALS  
13 at St. Peter's (1/18/18)
- FREE THROWS  
14 vs. Wagner (12/16/17)
- THREE-POINTERS  
5 at St. Peter's (1/18/18)
- ASSISTS  
9 vs. Quinnipiac (2/16/20)
- STEALS  
5, 4x, MR: vs. St. Peter's (1/24/20)
- BLOCKS  
3, 6x, MR: at St. Peter's (2/23/20)

CAREER STATISTICS

SEASON	TEAM	GP-GS	MIN/AVG	Field Goals		3-Point		F-Throws		Rebounds				Scoring	
				FG-FGA	FG%	3FG-FGA	3FG%	FT-FTA	FT%	OFF	DEF	TOT	AVG	Pf-FO	AST
2016-17	Rider	9-0	128/14.2	16-39	.410	2-7	.286	9-14	.643	13	22	35	3.9	13-0	1
2017-18	Rider	29-22	804/27.7	164-323	.508	27-77	.351	113-148	.764	74	119	193	6.7	83-3	31
2018-19	Rider	27-17	690/25.6	95-226	.420	29-91	.319	66-96	.688	30	110	140	5.2	64-0	39
2019-20	Rider	30-29	946/31.5	156-322	.484	35-89	.393	96-142	.676	49	148	197	6.6	76-2	57
2020-21	OM	13-0	98/7.5	9-24	.375	2-11	.182	5-12	.417	5	18	23	1.8	16-0	4
TOTAL FOR OM		13-0	98/7.5	9-24	.375	2-11	.182	5-12	.417	5	18	23	1.8	16-0	4
TOTAL		108-68	2666/24.7	440-934	.471	95-275	.345	289-412	.701	171	417	588	5.4	252-5	132

0

romello

WHITE

Atlanta, Ga. • Arizona State


6-8 • 235 • TR

Master of Arts

GR.

F

Ole Miss



Opponent	Date	GS	MIN	Total		3-Pointers		Free throws		Rebounds				PF	A	T/O	BLK	STL	PTS	AVG
				FG-FGA	PCT	3FG-3FGA	PCT	FT-FTA	PCT	OFF	DEF	TOT	AVG							
Jackson St.	12/10/2020		19:34	2-4	.500	0-0	.000	4-5	.800	1	5	6	6.0	3	0	2	2	0	8	8.0
UNCW	12/12/2020	*	32:41	7-8	.875	0-0	.000	6-7	.857	1	5	6	6.0	0	2	0	2	1	20	14.0
Central Ark.	12/14/2020	*	30:34	4-5	.800	0-0	.000	1-3	.333	3	6	9	7.0	3	1	5	3	1	9	12.3
at Middle Tenn.	12/16/2020	*	32:35	7-8	.875	0-0	.000	2-5	.400	2	4	6	6.8	2	0	1	0	2	16	13.3
at Dayton	12/19/2020	*	29:53	4-7	.571	0-0	.000	0-0	.000	3	5	8	7.0	4	3	3	1	0	8	12.2
UT Martin	12/22/2020		19:47	3-5	.600	0-1	.000	2-2	1.000	2	3	5	6.7	1	3	1	2	0	8	11.5
at Alabama	12/29/2020	*	31:36	6-12	.500	0-0	.000	8-13	.615	3	8	11	7.3	3	0	3	1	0	20	12.7
Wichita St.	01/02/2021	*	27:15	5-6	.833	0-0	.000	1-3	.333	2	5	7	7.3	4	2	1	1	0	11	12.5
Auburn	01/06/2021	*	27:45	5-8	.625	0-0	.000	2-4	.500	2	1	3	6.8	2	0	2	1	0	12	12.4
LSU	01/09/2021	*	22:56	2-3	.667	0-0	.000	0-2	.000	1	2	3	6.4	1	0	1	0	1	4	11.6
at Florida	01/12/2021		20:52	2-5	.400	0-0	.000	6-8	.750	1	1	2	6.0	5	0	3	0	0	10	11.5
Georgia	01/16/2021	*	22:57	4-5	.800	0-0	.000	0-1	.000	2	1	3	5.8	0	2	3	0	0	8	11.2
at Mississippi St.	01/19/2021	*	17:52	1-1	1.000	0-0	.000	0-0	.000	0	3	3	5.5	4	0	1	1	0	2	10.5
Texas A&M	01/23/2021	*	24:53	1-1	1.000	0-0	.000	7-8	.875	1	2	3	5.4	0	1	2	3	0	9	10.4
Totals		11	361:10	53-78	.679	0-1	.000	39-61	.639	24	51	75	5.4	32	14	28	17	5	145	10.4

Player Averages											
Games Played	Minutes/ game	Points/ game	FG Pct	3FG Pct	FT Pct	Rebounds/ game	Assists/ game	Turnovers/ game	Assist/Turnover ratio	Steals/ game	Blocks/ game
14	25.8	10.4	67.9	0.0	63.9	5.4	1.0	2.0	0.5	0.4	1.2

FOUR FASTBREAK FACTS

1. Ranked as the No. 4 grad transfer in the country according to ESPN
2. His 60.5 career field goal percentage ranks second at ASU
3. Has recorded 17 career double-doubles
4. Led ASU in offensive rebounds each of his three seasons

CAREER HIGHS\*includes Arizona State

- POINTS  
25 vs. Northern Arizona (11/17/17)
- REBOUNDS  
17 vs. Georgia (12/14/19)
- FIELD GOALS  
10, 2x, MR: at Washington State (2/4/18)
- FREE THROWS  
11 at Stanford (1/17/18)
- THREE-POINTERS  
--
- ASSISTS  
4, 2x, MR: vs. Washington (3/5/20)
- STEALS  
3 vs. USC (2/8/20)
- BLOCKS  
4 vs. Oregon (3/15/19)

CAREER STATISTICS

SEASON	TEAM	GP-GS	MIN/AVG	Field Goals		3-Point		F-Throws		Rebounds				Scoring						
				FG-FGA	FG%	3FG-FGA	3FG%	FT-FTA	FT%	OFF	DEF	TOT	AVG	PF-FO	AST	TO	BLK	STL	PTS	AVG
2017-18	ASU	31-31	752/24.3	120-184	.652	0-0	.000	85-154	.552	79	141	220	7.1	100-6	13	44	23	8	325	10.5
2018-19	ASU	34-32	851/25.0	113-189	.598	0-0	.000	70-121	.579	77	100	177	5.2	106-4	11	45	24	13	296	8.7
2019-20	ASU	30-29	854/28.5	112-197	.569	0-0	.000	82-120	.683	81	184	265	8.8	75-2	31	63	35	14	306	10.2
2020-21	OM	14-11	361/25.8	53-78	.679	0-1	.000	39-61	.639	24	51	75	5.4	32-1	14	28	17	5	145	10.4
TOTAL FOR OM		14-11	361/25.8	53-78	.679	0-1	.000	39-61	.639	24	51	75	5.4	32-1	14	28	17	5	145	10.4
TOTAL		109-103	2819/25.9	398-648	.614	0-1	.000	276-456	.605	261	476	737	6.8	313-13	69	180	99	40	1072	9.8



# 2020-21 Ole Miss Men's Basketball Combined Team Statistics All games

Page 1/1  
as of Jan 23, 2021

## Game Records

Record	Overall	Home	Away	Neutral
ALL GAMES	8-6	6-3	2-3	0-0
CONFERENCE	3-4	2-2	1-2	0-0
NON-CONFERENCE	5-2	4-1	1-1	0-0

## Score by Periods

Team	1st	2nd	OT	TOT
Ole Miss	482	504	0	986
Opponents	379	484	0	863

## Team Box Score

No.	Player				Total		3-Point		F-Throw		Rebounds													
		GP-GS	MIN	AVG	FG-FGA	FG%	3FG-FGA	3FG%	FT-FTA	FT%	OFF	DEF	TOT	AVG	PF	DQ	A	TO	BLK	STL	PTS	AVG		
2	SHULER, Devontae	14-14	442:11	31.6	72-179	.402	31-84	.369	33-39	.846	7	27	34	2.4	14	0	57	32	1	26	208	14.9		
24	JOINER, Jarkel	14-10	376:44	26.9	54-131	.412	11-44	.250	33-38	.868	6	28	34	2.4	23	0	18	15	2	11	152	10.9		
0	WHITE, Romello	14-11	361:10	25.8	53-78	.679	0-1	.000	39-61	.639	24	51	75	5.4	32	1	14	28	17	5	145	10.4		
5	BUFFEN, KJ	14-14	342:47	24.5	53-98	.541	4-12	.333	22-35	.629	26	39	65	4.6	42	2	22	26	11	15	132	9.4		
15	RODRIGUEZ, Luis	14-14	338:59	24.2	39-92	.424	12-36	.333	14-27	.519	28	67	95	6.8	41	2	30	17	11	24	104	7.4		
11	MURRELL, Matthew	14-2	231:41	16.5	22-65	.338	10-36	.278	10-17	.588	6	17	23	1.6	14	0	9	16	1	6	64	4.6		
1	CROWLEY, Austin	13-2	197:38	15.2	19-49	.388	5-22	.227	4-6	.667	2	27	29	2.2	19	0	15	17	3	8	47	3.6		
3	SY, Khadim	10-2	112:39	11.3	14-32	.438	4-12	.333	2-2	1.000	8	14	22	2.2	11	0	4	7	1	6	34	3.4		
21	ALLEN, Robert	14-1	180:16	12.9	16-34	.471	1-5	.200	13-21	.619	19	16	35	2.5	16	0	11	10	5	7	46	3.3		
14	VAUGHN, Dimencio	13-0	97:32	7.5	9-24	.375	2-11	.182	5-12	.417	5	18	23	1.8	16	0	4	12	0	5	25	1.9		
12	ROBINSON, Shon	6-0	20:02	3.3	3-10	.300	0-4	.000	2-5	.400	3	2	5	0.8	1	0	0	0	1	0	8	1.3		
23	HUNTER, Sammy	11-0	67:48	6.2	4-12	.333	2-8	.250	4-8	.500	4	6	10	0.9	10	0	2	3	1	0	14	1.3		
4	COLLUM, Antavion	7-0	24:56	3.6	3-6	.500	0-2	.000	0-3	.000	3	4	7	1.0	3	0	4	3	0	2	6	0.9		
33	MCBRIDE, John	3-0	05:38	1.9	0-2	.000	0-0	.000	1-2	.500	1	0	1	0.3	0	0	0	0	0	0	1	0.3		
Team											27	34	61					6						
Total		14	2800		361-812	.445	82-277	.296	182-276	.659	169	350	519	37.1	242	5	190	192	54	115	986	70.4		
Opponents		14	2800		300-741	.405	97-276	.351	166-227	.731	126	340	466	33.3	246	6	163	242	41	89	863	61.6		

## Team Statistics

	OM	OPP
<b>Scoring</b>	<b>986</b>	<b>863</b>
Points per game	70.4	61.6
Scoring margin	+8.8	-
<b>Field goals-att</b>	<b>361-812</b>	<b>300-741</b>
Field goal pct	.445	.405
<b>3 point fg-att</b>	<b>82-277</b>	<b>97-276</b>
3-point FG pct	.296	.351
3-pt FG made per game	5.9	6.9
<b>Free throws-att</b>	<b>182-276</b>	<b>166-227</b>
Free throw pct	.659	.731
F-Throws made per game	13.0	11.9
<b>Rebounds</b>	<b>519</b>	<b>466</b>
Rebounds per game	37.1	33.3
Rebounding margin	+3.8	-
<b>Assists</b>	<b>190</b>	<b>163</b>
Assists per game	13.6	11.6
<b>Turnovers</b>	<b>192</b>	<b>242</b>
Turnovers per game	13.7	17.3
Turnover margin	+3.6	-
Assist/turnover ratio	1.0	0.7
<b>Steals</b>	<b>115</b>	<b>89</b>
Steals per game	8.2	6.4
<b>Blocks</b>	<b>54</b>	<b>41</b>
Blocks per game	3.9	2.9
<b>Winning streak</b>	<b>2</b>	<b>-</b>
Home win streak	1	-
<b>Attendance</b>	<b>8842</b>	<b>5409</b>
Home games-Avg/Game	9-982	5-1082
Neutral site-Avg/Game	-	0-0

## Team Results

Date	Opponent		Score	Att.
12/10/2020	Jackson St.	W	80-45	1804
12/12/2020	UNCW	W	78-58	895
12/14/2020	Central Ark.	W	68-54	895
12/16/2020	at Middle Tenn.	W	70-51	100
12/19/2020	at Dayton	L	62-65	0
12/22/2020	UT Martin	W	90-43	875
12/29/2020	at Alabama	L	64-82	2055
01/02/2021	Wichita St.	L	79-83	860
01/06/2021	Auburn	W	72-61	853
01/09/2021	LSU	L	61-75	895
01/12/2021	at Florida	L	63-72	2254
01/16/2021	Georgia	L	74-78	870
01/19/2021	at Mississippi St.	W	64-46	1000
01/23/2021	Texas A&M	W	61-50	895





# 2020-21 Ole Miss Men's Basketball Combined Team Statistics In Conference games

Page 1/1  
as of Jan 23, 2021

## Game Records

Record	Overall	Home	Away	Neutral
ALL GAMES	3-4	2-2	1-2	0-0
CONFERENCE	3-4	2-2	1-2	0-0
NON-CONFERENCE	0-0	0-0	0-0	0-0

## Score by Periods

Team	1st	2nd	OT	TOT
Ole Miss	217	242	0	459
Opponents	222	242	0	464

## Team Box Score

No.	Player				Total		3-Point		F-Throw		Rebounds											
		GP-GS	MIN	AVG	FG-FGA	FG%	3FG-FGA	3FG%	FT-FTA	FT%	OFF	DEF	TOT	AVG	PF	DQ	A	TO	BLK	STL	PTS	AVG
2	SHULER, Devontae	7-7	224:43	32.1	35-91	.385	13-42	.310	16-20	.800	3	14	17	2.4	6	0	30	16	1	11	99	14.1
24	JOINER, Jarkel	7-3	198:06	28.3	32-74	.432	7-24	.292	23-26	.885	3	18	21	3.0	14	0	10	7	2	7	94	13.4
0	WHITE, Romello	7-6	168:51	24.1	21-35	.600	0-0	.000	23-36	.639	10	18	28	4.0	15	1	3	15	6	1	65	9.3
5	BUFFEN, KJ	7-7	193:59	27.7	24-49	.490	1-4	.250	7-13	.538	12	21	33	4.7	22	1	11	19	7	7	56	8.0
15	RODRIGUEZ, Luis	7-7	158:34	22.7	15-39	.385	5-17	.294	2-6	.333	15	26	41	5.9	20	1	8	10	6	9	37	5.3
11	MURRELL, Matthew	7-2	123:13	17.6	10-33	.303	5-20	.250	5-11	.455	3	12	15	2.1	4	0	6	8	1	6	30	4.3
1	CROWLEY, Austin	6-2	93:59	15.7	8-20	.400	2-7	.286	2-4	.500	2	17	19	3.2	7	0	4	4	0	5	20	3.3
3	SY, Khadim	7-1	88:23	12.6	8-24	.333	3-10	.300	2-2	1.000	7	10	17	2.4	9	0	3	4	1	5	21	3.0
14	VAUGHN, Dimencio	6-0	45:31	7.6	6-12	.500	2-5	.400	3-8	.375	3	7	10	1.7	3	0	1	6	0	4	17	2.8
21	ALLEN, Robert	7-0	79:40	11.4	5-12	.417	0-1	.000	7-13	.538	11	5	16	2.3	10	0	3	3	2	4	17	2.4
23	HUNTER, Sammy	5-0	19:28	3.9	1-3	.333	1-3	.333	0-0	.000	2	2	4	0.8	2	0	1	0	0	0	3	0.6
4	COLLUM, Antavion	1-0	02:20	2.3	0-0	.000	0-0	.000	0-2	.000	0	0	0	0.0	1	0	0	0	0	0	0	0.0
12	ROBINSON, Shon	2-0	01:51	0.9	0-1	.000	0-0	.000	0-2	.000	0	1	1	0.5	0	0	0	0	0	0	0	0.0
33	MCBRIDE, John	1-0	01:21	1.4	0-0	.000	0-0	.000	0-0	.000	0	0	0	0.0	0	0	0	0	0	0	0	0.0
Team											10	15	25					4				
Total		7	1400		165-393	.420	39-133	.293	90-143	.629	81	166	247	35.3	113	3	80	96	26	59	459	65.6
Opponents		7	1400		164-382	.429	54-152	.355	82-110	.745	66	177	243	34.7	116	2	96	103	29	48	464	66.3

## Team Statistics

	OM	OPP
<b>Scoring</b>	<b>459</b>	<b>464</b>
Points per game	65.6	66.3
Scoring margin	-0.7	-
<b>Field goals-att</b>	<b>165-393</b>	<b>164-382</b>
Field goal pct	.420	.429
<b>3 point fg-att</b>	<b>39-133</b>	<b>54-152</b>
3-point FG pct	.293	.355
3-pt FG made per game	5.6	7.7
<b>Free throws-att</b>	<b>90-143</b>	<b>82-110</b>
Free throw pct	.629	.745
F-Throws made per game	12.9	11.7
<b>Rebounds</b>	<b>247</b>	<b>243</b>
Rebounds per game	35.3	34.7
Rebounding margin	+0.6	-
<b>Assists</b>	<b>80</b>	<b>96</b>
Assists per game	11.4	13.7
<b>Turnovers</b>	<b>96</b>	<b>103</b>
Turnovers per game	13.7	14.7
Turnover margin	+1.0	-
Assist/turnover ratio	0.8	0.9
<b>Steals</b>	<b>59</b>	<b>48</b>
Steals per game	8.4	6.9
<b>Blocks</b>	<b>26</b>	<b>29</b>
Blocks per game	3.7	4.1
<b>Winning streak</b>	<b>2</b>	<b>-</b>
Home win streak	1	-
<b>Attendance</b>	<b>3513</b>	<b>5309</b>
Home games-Avg/Game	4-878	3-1770
Neutral site-Avg/Game	-	0-0

## Team Results

Date	Opponent		Score	Att.
12/29/2020	at Alabama	L	64-82	2055
01/06/2021	Auburn	W	72-61	853
01/09/2021	LSU	L	61-75	895
01/12/2021	at Florida	L	63-72	2254
01/16/2021	Georgia	L	74-78	870
01/19/2021	at Mississippi St.	W	64-46	1000
01/23/2021	Texas A&M	W	61-50	895