



CRIMSON TIDE

BASKETBALL

20 NCAA Appearances » 13 Combined SEC Titles » 2nd in SEC History in Total League Wins » 2nd in SEC History in Winning Percentage

GAME 14 RV/24 ALABAMA VS ARKANSAS

JANUARY 16, 2021 / 2:30 P.M. CT / TUSCALOOSA, ALA.

COLEMAN COLISEUM (2,055)

TV: SEC NETWORK

(Play-By-Play: Kevin Fitzgerald, Analyst: Dane Bradshaw)

RADIO: CRIMSON TIDE SPORTS NETWORK

(Play-By-Play: Chris Stewart, Analyst: Bryan Passink, Sideline: Roger Hoover)

Sirius/XM Channel: NA/190

CRIMSON TIDE

2020-21 Record	10-3
2020-21 SEC Record	5-0
KenPom/NET Rankings	20/22
Leading Scorer	Jaden Shackelford (13.5)
Leading Rebounder	Herbert Jones (6.1)
Leader in Assists	Jahvon Quinerly (3.4)
Head Coach	Nate Oats
Record at Alabama (Years)	26-18 (2nd)
Career Record (Years)	122-61 (6th)

RAZORBACKS

2020-21 Record	10-3
2020-21 SEC Record	2-3
KenPom/NET Ranking	35/29
Leading Scorer	Moses Moody (16.8)
Leading Rebounder	Justin Smith (7.1)
Leader in Assists	Jalen Tate (4.5)
Head Coach	Eric Musselman
Record at Arkansas (Years)	30-15 (2nd)
Career Record (Years)	140-49 (6th)

NUGGETS YOU NEED TO KNOW

- Alabama will begin a stretch of playing three of its next four games under the arched roof of Coleman Coliseum beginning on Saturday when it hosts Arkansas at 2:30 p.m. CT on SEC Network. It will be the first of two games between the Hogs and Tide this year as Alabama will play the return game in Fayetteville, Ark., on Feb. 24 (8 p.m. CT on ESPN2 or ESPNU).
- John Petty Jr. is just four made three-pointers away from becoming the school's all-time leader in the category. The record is currently held by former standout Brian Williams who made 263 treys from 1996-99. Petty enters Saturday's contest with 260 made threes for his career. He also needs just four points to become the 28th player in program history to reach 1,300 points for his career (1,296).
- The Tide enters the contest having won six straight and seven of its last eight games following an 85-65 victory at Kentucky last Tuesday night. Over the six-game stretch, Alabama has scored at least 82 points on five occasions and is averaging 83.8 ppg while nearly doubling its opponents in threes made (66-35). The Tide's defense limited foes to 70.3 points per game while shooting just 38.7 percent from the field and 28.2 percent from beyond the arc.
- Alabama ranks among the top-40 in the nation in both offensive and defensive efficiency, according to KenPom.com (as of 1/14). The Crimson Tide is 19th nationally in offensive efficiency coming into Saturday's contest against Arkansas, and ranks No. 28 overall in defensive efficiency. Additionally, the Tide is the fifth-fastest team in the nation, averaging 14.2 seconds per possession according to the same site.
- Alabama will be looking to win its seventh straight game which would mark the longest winning streak since starting the 2011-12 campaign with seven consecutive victories. The Tide's five-straight SEC wins is the best since winning eight straight to start the 1987 SEC season.
- The Crimson Tide is ranked No. 22 in the NCAA NET rankings (as of 1/14) which is third-best among SEC teams. Alabama is one of five SEC teams ranked among the top-30, which also includes No. 4 Tennessee, No. 19 LSU, No. 25 Missouri and No. 29 Arkansas.

2020-21 SCHEDULE

Opponent TV Time (CT)/Result

NOVEMBER

25	JACKSONVILLE STATE	SEC Network	W, 81-57
30	vs. Stanford ¹	ESPN2	L, 64-82

DECEMBER

1	vs. UNLV ¹	ESPN2	W, 86-74
2	vs. Providence ¹	ESPN2	W, 88-71
12	vs. Clemson ²	ACCN+	L, 56-64
15	FURMAN	SEC Network	W, 83-80
19	WESTERN KENTUCKY	ESPNU	L, 71-73
22	EAST TENNESSEE ST	SEC Network+	W, 85-69
29	OLE MISS*	SEC Network	W, 82-64

JANUARY

2	at ^{7/8} Tennessee*	ESPN2	W, 71-63
5	FLORIDA*	ESPN2	W, 86-71
9	at Auburn*	ESPN2	W, 94-90
12	at Kentucky*	ESPN	W, 85-65
16	ARKANSAS*	SEC Network	2:30 p.m.
19	at LSU*	ESPN2	8 p.m.
23	MISSISSIPPI STATE*	SEC Network	5 p.m.
26	KENTUCKY*	ESPN/ESPN2	6 p.m.
30	at Oklahoma ³	ESPN2	11 a.m.

FEBRUARY

3	LSU*	ESPN2/ESPNU	6 p.m.
6	at Missouri*	SEC Network	7:30 p.m.
9	at South Carolina*	SEC Network	5:30 p.m.
13	GEORGIA*	SEC Network	2:30 p.m.
17	at Texas A&M*	SEC Network	8 p.m.
20	VANDERBILT*	SEC Network	12 p.m.
24	at Arkansas*	ESPN2/ESPNU	8 p.m.
27	at Mississippi State*	SEC Network	7:30 p.m.

MARCH

2	AUBURN*	ESPN/ESPN2/ESPNU	6 p.m.
10-14	at SEC Tournament ⁴	TBD	TBD

- 1 Maui Invitational (Asheville, N.C.)
- 2 Holiday Hoopsgiving (Atlanta, Ga.)
- 3 SEC/Big 12 Challenge
- 4 SEC Tournament (Nashville, Tenn.)











* Southeastern Conference game
BOLD indicates home game
 Rankings listed are AP/Coaches

Follow us on Twitter, Instagram and Facebook at @AlabamaMBB



Follow **ALABAMA MEN'S BASKETBALL** on the social media sites listed for up-to-date news, exclusive content and more.

2020-21 OVERALL RECORDS • 10-3 / SEC • 5-0 / HOME • 5-1 / AWAY • 3-0 / NEUTRAL • 2-2
PREVIOUS GAME STARTERS HIGHLIGHTED IN SHADED BOX

1		HERBERT JONES F/G • 6-8 • 210 • Sr. • Greensboro, Ala.	PPG 12.5	RPG 6.1	APG 1.9	SPG 1.5	BPG 1.0	MPG 26.2	LAST GAME: 8 pts, 2 asts at Kentucky NOTES: Long, slashing & athletic lefty who worked tremendously hard to improve his 3-point shot in the offseason ... 3-year captain & one of the top defensive players in the nation ... 2020 SEC All-Defensive Team ... led UA with 16 Hard Hat Awards & 593 Blue Collar points last year ... 68 charges taken for his career ... Academic All-District (2019).	SEASON HIGHS Pts: 18 2x, last vs. Furman (12/15/20) Rebs: 12 3x, last vs. Furman (12/15/20) Asts: 5 vs. Providence (12/2/20) Stls: 5 at Auburn (1/9/21)
2		JORDAN BRUNER F • 6-10 • 225 • Gr. • Columbia, S.C.	PPG 7.8	RPG 5.3	APG 1.8	SPG 1.5	BPG 1.2	MPG 22.0	LAST GAME: 8 pts, 2 rebs, 2 asts at Kentucky NOTES: High level defender & shot-blocker ... first-team All-Ivy League last season at Yale ... the only player in Yale history to record a triple-double ... high IQ player ... ability to knock down three-pointers & make precision passes ... Oats was the first to contact him when he entered portal ... came to Alabama because of style of play fit him best.	SEASON HIGHS Pts: 14 vs. WKU (12/19/20) Rebs: 8 vs. ETSU (12/22/20) Asts: 4 4x, last at Auburn (1/9/21) Stls: 5 vs. Clemson (12/12/20)
3		ALEX REESE F • 6-9 • 230 • Sr. • Pelham, Ala.	PPG 4.5	RPG 2.6	APG 0.6	SPG 0.4	BPG 0.6	MPG 13.7	LAST GAME: 8 pts, 2 rebs, 2 blks at Kentucky NOTES: Stretch four who can play inside but is at his best when he takes advantage of mismatches ... one of the team's most experienced players and outside shooters ... led Alabama in blocked shots last season ... one of the team's top rebounders ... coming off a season in which he set career highs in most every category.	SEASON HIGHS Pts: 10 vs. Ole Miss (12/29/20) Rebs: 5 3x, last vs. Clemson (12/12/20) Asts: 2 2x, last vs. Ole Miss (12/29/20) Blks: 3 vs. Florida (1/5/21)
4		JUWON GARY F • 6-6 • 218 • R-Fr. • Columbia, S.C.	PPG 1.9	RPG 1.3	APG 0.0	SPG 0.2	BPG 0.1	MPG 5.3	LAST GAME: 4 pts, 5 rebs at Kentucky NOTES: Strong, athletic power forward who sat out the 2019-20 season after suffering a knee injury ... strong around the post and gives the Tide another big body inside ... capable of playing outside the arc but specializes inside the paint and on the boards ... came to Alabama as a top-100 recruit (No. 64 by ESPN).	SEASON HIGHS Pts: 10 vs. Furman (12/15/20) Rebs: 5 at Kentucky (1/12/21) Asts: Blks: 1 vs. ETSU (12/22/20)
5		JADEN SHACKELFORD G • 6-3 • 200 • So. • Hesperia, Calif.	PPG 13.5	RPG 4.5	APG 1.9	SPG 0.8	BPG 0.1	MPG 29.6	LAST GAME: 18 pts, 6 asts, 2 rebs at Kentucky NOTES: One of the top shooters in the SEC ... left-handed shooter who primarily plays at the 2 ... Freshman All-SEC honoree last year ... finished the 2019-20 season with 84 threes made including 55 coming in league play which led the SEC ... capable of scoring from anywhere on the court ... terrific finisher around the rim.	SEASON HIGHS Pts: 26 vs. ETSU (12/22/20) Rebs: 12 vs. Jax State (1/25/20) Asts: 6 at Kentucky (1/12/21) Stls: 2 3x, last at Tennessee (1/2/21)
11		JOSH PRIMO G • 6-6 • 190 • Fr. • Toronto, Ontario	PPG 8.0	RPG 3.2	APG 1.1	SPG 1.0	BPG 0.2	MPG 23.6	LAST GAME: 12 pts, 4 stls, 2 rebs at Kentucky NOTES: Combo guard who is one of the top young players in the nation ... reclassified from 2021 class into 2020 class and was a 5-star prospect who was ranked No. 19 overall ... lengthy, athletic and versatile player who is one of the top players in all of Canada ... was AAU teammates with fellow freshman Keon Ambrose-Hylton.	SEASON HIGHS Pts: 22 at Auburn (1/9/21) Rebs: 6 vs. Ole Miss (12/29/20) Asts: 3 2x, last at Auburn (1/9/21) Stls: 4 at Kentucky (1/12/21)
12		DARIUS MILES F • 6-6 • 185 • Fr. • Washington, D.C.	PPG 1.4	RPG 0.6	APG 0.0	SPG 0.2	BPG 0.2	MPG 2.5	LAST GAME: DNP at Kentucky NOTES: Late signee who came to Alabama from IMG Academy ... a wirey, aggressive player who can slash to the basket ... capable of making the three-point shot ... runs the floor well and is at his best in transition ... solid rebounder ... listed as a 4-star signee and the 26th-best small forward in the nation by Rivals.	SEASON HIGHS Pts: 3 vs. Stanford (11/30/20) Rebs: 2 vs. Jax State (11/25/20) Asts: Stls: 1 vs. Stanford (11/30/20)
13		JAHVON QUINERLY G • 6-1 • 175 • So. • Hackensack, N.J.	PPG 13.0	RPG 1.9	APG 3.4	SPG 0.8	BPG 0.1	MPG 26.2	LAST GAME: DNP at Kentucky NOTES: Transfer from Villanova who was denied a waiver by the NCAA to play last year ... applied his year out to get better, learn Oats' system and improve his overall game ... helped create the "Jelly" fad & has over 420k followers on Instagram ... a 2018 McDonald's All-American ... ranked No. 26 in ESPN's 2018 Top 100.	SEASON HIGHS Pts: 24 vs. Ole Miss (12/29/20) Rebs: 9 vs. ETSU (12/22/20) Asts: 4 vs. Providence (12/1/20) Stls: 3 vs. Stanford (11/30/20)
14		KEON ELLIS G • 6-6 • 170 • Jr. • Eustis, Fla.	PPG 3.8	RPG 2.6	APG 0.8	SPG 0.8	BPG 0.2	MPG 13.9	LAST GAME: 6 rebs, 2 stls at Kentucky NOTES: Smooth 2-guard who is a terrific shooter and very capable defender ... also brings a veteran quality to the Tide after spending two years at Florida Southwestern State College ... earned NJCAA All-America honors and was ranked as the No. 1 JUCO player in the nation ... older brother played D-I basketball Jacksonville University.	SEASON HIGHS Pts: 16 vs. Florida (1/5/21) Rebs: 8 vs. Florida (1/5/21) Asts: 2 2x, last vs. Florida (1/5/21) Stls: 2 3x, last at Kentucky (1/12/21)
22		KEON AMBROSE-HYLTON F • 6-8 • 210 • Fr. • Toronto, Ontario	PPG 0.9	RPG 0.4	APG 0.0	SPG 0.0	BPG 0.0	MPG 3.7	LAST GAME: DNP at Kentucky NOTES: Athletic and powerful big man ... has a high motor and can run the floor ... blue-collar work ethic and is always the first one in the gym ... his strength is around the rim where he can use his explosiveness and athletic ability ... teammates alongside Josh Primo for UPlay AAU in Canada ... rated as one of the top prep players in all of Canada.	SEASON HIGHS Pts: 4 vs. ETSU (12/22/20) Rebs: 1 3x, last vs. Providence (12/2/20) Asts: Blks:
23		JOHN PETTY JR. G • 6-5 • 184 • Sr. • Huntsville, Ala.	PPG 13.3	RPG 5.4	APG 2.3	SPG 1.0	BPG 0.3	MPG 31.2	LAST GAME: 23 pts, 5 rebs, 2 asts at Kentucky NOTES: The top three-point shooter in the SEC and one of the best shooters in the nation ... on verge of breaking nearly every three-point record in program history ... Jerry West Award Preseason Watch List ... Preseason All-SEC First Team ... tested NBA waters and was one of the last players to withdraw name.	SEASON HIGHS Pts: 23 at Kentucky (1/12/21) Rebs: 8 at Auburn (1/9/21) Asts: 6 2x, last vs. Furman (12/15/20) Stls: 4 vs. WKU (12/19/20)
33		JAMES ROJAS F • 6-8 • 220 • Jr. • Jamestown, N.Y.	PPG 4.3	RPG 3.8	APG 0.6	SPG 0.7	BPG 0.1	MPG 15.1	LAST GAME: 3 pts, 6 rebs at Kentucky NOTES: Sat out last season after suffering knee injury prior to the year ... JUCO All-America at Hutchison CC ... effective around the basket and can knock down threes ... strong post-presence and solid post-defender ... plays with a toughness and a chip on his shoulder ... from same hometown at assistant coach Bryan Hodgson.	SEASON HIGHS Pts: 15 vs. Florida (1/5/21) Rebs: 7 3x, last vs. Florida (1/5/21) Asts: 1 4x last vs. Florida (1/5/21) Stls: 2 vs. Furman (12/15/20)

LAST TIME OUT: ALABAMA 85, KENTUCKY 65 [LEXINGTON, KY. | 1/12/21]

Official Basketball Box Score - Final
Alabama at Kentucky
01/12/21 Rupp Arena, Lexington
2020-21 Men's Basketball

Game Time: 9:00 PM
Game Duration: 2:17
Attendance: 3,075

Officials: Tony Greene, Patrick Evans, Terry Wymer

Alabama - 85

Record: 10-3 (5-0)

NO.	Name	Min	FG M-A	3P M-A	FT M-A	Rebounds OR DR TOT	Fouls PF FD	TP	AS	TO	ST	Blocks BS BA	+/-
2	Jordan Bruner	F 19:28	3-7	2-6	0-0	1 1 2	0 0	8	2	0	0	0	5
1	Herbert Jones	G 08:22	3-6	2-3	0-0	0 1 1	1 0	8	2	0	0	0	4
5	Jaden Shackelford	G 37:32	6-15	2-5	4-5	1 1 2	2 6	18	6	3	0	0	19
11	Joshua Primo	G 32:31	4-9	1-3	3-3	1 1 2	3 2	12	1	0	4	1	27
23	John Petty Jr.	G 37:29	9-15	4-7	1-1	0 5 5	3 3	23	2	2	0	0	17
3	Alex Reese	G 13:26	3-5	2-4	0-0	1 1 2	5 1	8	1	1	1	2	0
14	Keon Ellis	G 17:31	0-0	0-0	0-0	0 6 6	4 1	0	0	2	2	0	-4
33	James Rojas	G 19:11	1-4	1-2	0-0	2 4 6	4 3	3	1	2	1	0	-1
4	Juwan Gary	G 12:41	2-7	0-0	0-2	4 1 5	1 1	4	0	0	1	0	3
15	Tyler Barnes	G 01:05	0-0	0-0	1-2	0 1 1	0 1	1	0	0	0	0	4
12	Darius Miles	G 00:11	0-0	0-0	0-0	0 0 0	0 0	0	0	0	0	0	1
20	Britton Johnson	G 00:11	0-0	0-0	0-0	0 0 0	0 0	0	0	0	0	0	1
22	Keon Ambrose-Hylton	G 00:11	0-0	0-0	0-0	0 0 0	0 0	0	0	0	0	0	1
30	Kendall Wall	G 00:11	0-0	0-0	0-0	0 0 0	0 0	0	0	0	0	0	1
Team						3 1 4		0		1			
Totals			31-68	14-30	9-13	13 23 36	23 18	85	15	11	9	3	20

Technical Fouls: NONE

Kentucky - 65

Record: 4-7 (3-1)

NO.	Name	Min	FG M-A	3P M-A	FT M-A	Rebounds OR DR TOT	Fouls PF FD	TP	AS	TO	ST	Blocks BS BA	+/-
12	Keion Brooks Jr.	F 23:06	4-12	0-2	2-2	3 1 4	3 4	10	0	3	1	1	-12
30	Olivier Sarr	F 18:50	1-4	0-0	4-5	2 3 5	1 5	6	2	2	0	0	-17
2	Devin Askew	G 35:44	4-9	1-5	3-3	1 2 3	2 2	12	2	3	1	0	-21
3	Brandon Boston Jr.	G 25:19	2-7	0-1	1-2	2 3 5	4 2	5	1	1	0	0	-23
10	Davion Mintz	G 25:50	2-10	1-4	0-0	2 3 5	0 1	5	1	1	0	0	-13
0	Jacob Toppin	G 24:27	2-6	0-1	1-2	1 5 6	3 2	5	1	1	1	1	-4
11	Dontaie Allen	G 23:41	3-8	2-5	0-0	1 5 6	2 1	8	0	4	0	0	-6
23	Isaiah Jackson	G 23:03	3-5	0-0	8-10	3 3 6	3 6	14	0	3	2	7	-4
Team						3 1 4		0		1			
Totals			21-61	4-18	19-24	18 26 44	18 23	65	7	19	5	9	-20

Technical Fouls: NONE

	ALA	UKY	Points from Turnovers	ALA	UKY	Period by Period Scoring			
Biggest lead	20 (2 nd 6:49)	0 (1 st 20:00)	28	10	23	1st	2nd	TOT	
Best Scoring Run	10 (1 st 4:59)	8 (2 nd 5:22)	Paint	32	22	ALA	42	43	85
Lead Changes	0		Second Chance	11	21	UKY	30	35	65
Times Tied	1		Fast Breaks	9	15				
Time with Lead	39:17	00:00	Bench	16	27				

LEXINGTON, Ky. – The Alabama men's basketball team won its sixth consecutive game, and fifth-straight game to open Southeastern Conference play, with an impressive 85-65 victory over Kentucky on Tuesday night. The win not only snapped an eight-game losing streak in Rupp Arena for the Crimson Tide, but it was also the largest win by a UA team in Lexington since winning by 23 points (94-71) on Feb. 23, 1974.

Alabama (10-3, 5-0 SEC) was able to grab sole possession of first place in the SEC by handing the Wildcats (4-7, 3-1) their first league loss this season. Guard John Petty Jr. led the Tide with a season-high 23 points to lead three UA players in double figures. Guard Jaden Shackelford stepped up with 18 points and a career-high six assists to go with five rebounds while Joshua Primo added 12 – all coming in the second half.

Forward Herbert Jones scored eight points and two assists in eight minutes before exiting the game with an injured left hand and did not return.

The Crimson Tide's offense was clicking once again as UA connected on 14 three-pointers (14-of-30) while knocking down 45.6 percent from the floor and 46.7 percent from beyond the arc while holding Kentucky to just 34.4 percent from the field and 22.2 percent from deep.

Coach Nate Oats Postgame Comments

"Big win for our program, apparently we haven't won here since 2006 so really happy for our seniors who have been here. I can't say enough about (John) Petty Jr. and his overall play. Obviously, the threes were falling for him, but he did a lot more than that. He guarded. He rebounded. His leadership has been unbelievable the past few weeks so him, (Alex) Reese, and Herb (Jones) were huge for us in the first half when we opened it up. Herb was only able to play a few minutes, but his leadership is to where we've gotten in this program. Kentucky is a little bit down this year but they're still Kentucky. I mean they've got pros on that team, that our guys went head-to-head with and guarded. I thought just the whole defensive mentality and getting stops when we needed to, we were able to spread them out. Our guards were able to take them off the dribble. We kind of got whatever we wanted off the dribble. It obviously helps when you make threes, so it's great when you have shooters like Petty and Shack (Jaden Shackelford) and our bigs can make shots, too. (Joshua) Primo played good so, you can go right down the list. But big win for our program. Looking at our schedule to start the year, our first six games were probably the toughest six games in the league, if we can go 5-0 heading into a home game against Arkansas we certainly would take it."

Team Stats

- The Crimson Tide led the entire game to take sole possession of first place in the league standings
- Alabama improved to 9-0 when scoring 80 or more points in a game this season
- Over its last three games, the Crimson Tide has now combined for a total of 265 points (88.3 points per game)
- Alabama shot 47 percent from the field and knocked down 14-of-30 from the three-point line while limiting Kentucky to 22 percent shooting (4-of-18) from beyond the arc
- Alabama had nine steals and force 19 turnovers which created a big 28-10 advantage in points off turnovers

First Half

- Alabama jumped out to a 10-4 lead within the first four minutes, but the Wildcats came right back to cut the Tide's lead to 12-10 with 14:41 remaining in the opening stanza
- Kentucky tied the game at 17-17 at the 10:05 mark – the only tie of the first half
- Leading by a single point, 23-22, with 8:27 left to play, the Crimson Tide would score 13 of the game's next 14 points over the next 4:39 to take a 13-point lead at the under four timeout
- Alabama went into the locker room holding a 42-30 advantage
- John Petty Jr. finished the first half with 14 points on 5-of-8 shooting and 3-of-5 from deep to go along with four rebounds

Second Half

- Alabama began the second half with an 11-6 run to pull away from Kentucky with a 53-36 lead at the 15:02 mark
- The Wildcats managed a quick 7-1 spurt to cut the Tide's lead to 54-43 with 12:38 remaining
- That's as close as UK would come as Alabama went on a 13-4 run to take its largest lead of the game at 20, 67-47, with just over seven minutes remaining in regulation
- The 20-point win was Kentucky's largest home defeat for head coach John Calipari at Rupp Arena

2020-21 TOP PERFORMANCES

CATEGORY	ALABAMA	OPPONENTS
Points	26 by Jaden Shackelford vs. ETSU, 12/22/20	27, 2x, last by Charles Bassey, WKU, 12/19/20
Field Goals Made	8 by Jaden Shackelford vs. ETSU, 12/22/20	11 by Charles Bassey, WKU, 12/19/20
Field Goal Attempts	17 2x, last by Joshua Primo vs. Auburn, 1/9/21	21, Caleb Grill, UNLV, 12/1/20
3-Pointers Made	8 by Jaden Shackelford vs. ETSU, 12/22/20	6, 2x, last by Damari Monsanto, ETSU, 12/22/20
3-Pointers Attempted	13 by Jaden Shackelford vs. ETSU, 12/22/20	11, Mike Bothwell, Furman, 12/15/20
Rebounds	12 3x, last by Herbert Jones vs. Furman, 12/15/20	12 by Charles Bassey, WKU, 12/19/20
Assists	9 by Jahvon Quinerly vs. ETSU, 12/22/20	9, Sharife Cooper, Auburn, 1/9/21
Steals	5 2x, last by Jordan Bruner vs. Auburn, 1/9/21	3, 8x, last by Sharife Cooper, Auburn, 1/9/21
Blocks	3, 2x, last by Alex Reese vs. Florida, 1/5/21	7, Isaiah Jackson, Kentucky, 1/12/21

TIDE

TALE OF THE TAPE

RAZORBACKS

2020-21	Season	2020-21
10-3	Overall	10-3
5-0	Conference	2-3
8-2	Last 10	7-3
5-0	Last 5	2-3
79.4	PPG	87.2
71.0	OPP PPG	69.2
+8.4	Margin	+18.0
.424	FG%	.451
.409	FG% DEF	.405
.333	3PT%	.347
.311	3PT% DEF	.304
9.8	3PT MPG	9.5
.689	FT%	.741
40.9	RPG	43.0
39.5	OPP RPG	35.2
+1.4	Margin	+7.8
13.5	APG	15.4
13.3	TOs PG	12.5
3.8	BPG	5.0
8.5	SPG	8.4

SERIES HISTORY

Overall Series Record.....	Arkansas leads, 35-28
Last Five Contests.....	Arkansas leads, 5-0
Last 10 Contests.....	Arkansas leads, 7-3
At Arkansas.....	Arkansas leads, 19-6 (Alabama streak: lost 4)
At Alabama.....	Alabama leads, 20-8 (Alabama streak: lost 3)
At Coleman Coliseum.....	19-8
Neutral Site.....	Arkansas leads, 8-2
Series Streak.....	Arkansas won 6
Last Meeting.....	Feb. 1, 2020 in Tuscaloosa, Ala. (Arkansas 82, Alabama 78)

ABOUT ARKANSAS

- Arkansas has opened the season with a 10-3 mark overall and a 2-3 record in SEC play under second year head coach Eric Musselman. The Razorbacks opened the season with nine straight wins, including its first league game at Auburn (won, 97-85), however, the Hogs have dropped three of its last four contests. Most recently, Arkansas dropped a 92-76 decision at LSU last Wednesday night.
- Five players average in double digits for the Razorbacks, which helps contribute to a league-leading 87.2 points per game. Arkansas also tops rebounds per game (43.0) and offensive rebounds per game (13.8). Offensively, the Razorbacks are shooting 45.1 percent from the field and 34.7 percent from beyond the arc while outscoring the competition by an average of 18.0 points a game (87.2-67.2), which ranks second-best in the league.
- Leading the offensive attack is Moses Moody who leads the team with 16.8 points and 32.5 minutes per game. JD Notae, who is coming off a 22-point performance at LSU, is second at 15.9 ppg. Both Moody (25-of-65) and Notae (27-of-81) have combined to account for 52 made threes and 35.6 percent shooting from deep (52-of-146).
- Guard Desi Sills (11.9 ppg), forward Justin Smith (11.6 ppg) and guard Jalen Tate (10.4 ppg) all average in double figures for Arkansas. Smith is the team's leading rebounder at 7.1 rpg, Tate leads in assists (4.5 apg) and Sills in steals (1.6 spg).
- Arkansas leads the nation in three-point field goal percentage defense, holding opponents to only 24.6 percent from deep this season. The Hogs also lead the league in steals per game (8.8), turnovers forced (17.1) and turnover margin (+5.1).
- Musselman owns a record of 30-15 (.667) in his second season at the helm of the Arkansas program. Now in his sixth year as a collegiate head coach, Musselman, the son of former NBA and collegiate head coach Bill Musselman, owns a record of 140-49 (.741).

ASSOCIATED PRESS POLL

WEEK 8 (JAN. 11)				
Rank	Team (FPV)	Record	Points	Prev. Rank
1	Gonzaga (63)	12-0	1,599	1
2	Baylor (1)	11-0	1,536	2
3	Villanova	8-1	1,436	3
4	Texas	10-1	1,422	4
5	Iowa	11-2	1,322	5
6	Kansas	10-2	1,220	6
7	Michigan	10-0	1,161	10
8	Creighton	10-2	1,151	7
9	Wisconsin	10-2	1,110	8
10	Tennessee	9-1	1,093	9
11	Houston	10-1	993	11
12	Clemson	9-1	747	19
13	West Virginia	9-4	701	14
14	Illinois	9-4	694	12
15	Texas Tech	10-3	689	18
16	Louisville	8-1	464	NR
17	Missouri	7-2	436	13
18	Virginia	7-2	403	22
19	Duke	5-2	397	21
20	Virginia Tech	9-2	286	19
21	Ohio State	9-3	280	NR
22	Oregon	9-2	264	17
23	Minnesota	10-4	233	16
24	Saint Louis	7-1	220	23
25	UConn	6-1	181	NR

Others receiving votes: **Alabama 173**, UCLA 137, Colorado 96, Florida State 74, USC 48, Rutgers 46, Drake 42, Michigan State 34, Oklahoma State 28, **Arkansas 24**, San Diego State 10, Boise State 8, **Florida 7**, Xavier 7, **LSU 7**, Northwestern 6, Tulsa 5, North Carolina State 5, Indiana 2, Winthrop 2, Belmont 1.

USA TODAY/COACHES POLL

WEEK 8 (JAN. 11)				
Rank	Team (FPV)	Record	Points	Prev. Rank
1	Gonzaga (29)	12-0	797	1
2	Baylor (3)	11-0	771	2
3	Villanova	8-1	722	3
4	Texas	10-1	703	9
5	Michigan	10-0	599	9
6	Creighton	10-2	597	5
7	Kansas	10-2	587	6
8	Iowa	11-2	586	7
9	Wisconsin	10-2	556	10
10	Tennessee	9-1	535	8
11	Houston	10-1	496	11
12	Clemson	9-1	374	18
13	Illinois	9-4	347	12
14	West Virginia	9-4	272	16
15	Texas Tech	10-3	255	19
16	Missouri	7-2	243	13
17	Oregon	9-2	205	15
18	Louisville	8-1	192	25
19	Minnesota	10-4	166	17
20	Virginia Tech	9-2	162	20
21	UCLA	9-2	148	RV
22	Virginia	7-2	147	21
23	Duke	5-2	124	24
24	Alabama	9-3	114	NR
	Saint Louis	7-1	114	23

Others receiving votes: Ohio State 112; Connecticut 91; Rutgers 68; Florida State 67; USC 44; Colorado 37; Xavier 31; Drake 29; Boise St. 29; San Diego State 22; **Stanford 18**; Oklahoma State 16; Michigan State 13; Arkansas 8; Richmond 2; Seton Hall 1.

QUICK FACTS

UNIVERSITY

Location	Tuscaloosa, Ala.
Founded	April 12, 1831
Enrollment	37,842
Conference	Southeastern
Colors	Crimson and White
Nickname	Crimson Tide
President	Dr. Stuart Bell
Athletic Director	Greg Byrne

FACULTY ATHLETICS

Facultay Athletics Representative	Dr. James King
Sport Administrator	Jeff Purinton
Arena (Capacity)	Coleman Coliseum (14,474)

COACHING STAFF

Head Coach	Nate Oats
Alma Mater	Maranatha Baptist, 1998
Record at Alabama	26-18, .591 (2nd Season)
Career Record	122-61 .667 (Sixth Season)
Assistant Coaches	Charlie Henry Bryan Hodgson Antoine Pettway
Director of Operations	Adam Bauman
Operations Coordinator	Alex Accetta
Strength and Conditioning	Mike Snowden
Athletic Trainer	Clarke Holter
Director of Video Services	Donovan Kates
Director of Player Development	Dr. Arnie Guin
Nutritionist	Amanda Branson
Graduate Managers	Jackson Patton, Christian Pino, Derek Rongstad, Ikenna Smart

TEAM INFORMATION

2019-20 Record	16-15
2019-20 SEC Record	8-10
2019-20 H/A/N Record	10-5/4-8/2-2
Starters Returning/Lost	4/1
Letterwinners Returning/Lost	7/6
Newcomers	9*

* includes transfers

PROGRAM HISTORY

All-Time Record	1,701-1,064-1 (.615)
SEC Record	804-626 (.561)
SEC Tournament Record	67-53 (.558)
SEC Championships	7
NCAA Appearances	20
NIT Appearances	16

ATHLETICS COMMUNICATIONS

Basketball Contact	Aaron Jordan
Director of Athletics Communications	
Office	205-348-6084
Mobile	205-913-1979
E-mail	ajordan@ia.ua.edu
Fax	205-348-8841
Website	www.RollTide.com
Mailing Address	1201 Coliseum Drive Room 170 Tuscaloosa, AL 35487

2020-21 ALPHABETICAL ROSTER

No.	Name	Pos.	Ht.	Wt.	Cl.	Hometown (Previous School)
22	Keon Ambrose-Hylton	F	6-8	210	Fr.	Toronto, Ontario (Andrews Osborne Academy)
15	Tyler Barnes	F	6-8	200	Sr.	Louisville, Ky. (St. Xavier HS)
2	Jordan Bruner#	F	6-9	205	Gr.	Columbia, S.C. (Yale/Spring Valley HS)
25	Adam Cottrell	G	6-3	200	So.	Flowery Branch, Ga. (Lakeview Academy)
14	Keon Ellis	G	6-6	170	Jr.	Eustis, Fla. (Florida SW State/Leesburg HS)
4	Juwan Gary^	F	6-6	218	R-Fr.	Columbia, S.C. (West Charlotte HS)
21	Britton Johnson	G	6-4	183	Jr.	Mountain Brook, Ala. (Mountain Brook HS)
1	Herbert Jones	G	6-8	210	Sr.	Greensboro, Ala. (Hale Country HS)
12	Darius Miles	F	6-6	185	Fr.	Washington, D.C. (IMG Academy)
23	John Petty Jr.	G	6-5	195	Sr.	Huntsville, Ala. (Mae Jemison HS)
11	Joshua Primo	G	6-6	190	Fr.	Toronto, Ontario (Royal Crown Academic School)
24	Jaden Quinerly	G	6-0	155	Fr.	Hackensack, N.J. (Ramsey HS)
13	Jahvon Quinerly%	G	6-1	175	So.	Hackensack, N.J. (Villanova)
3	Alex Reese	F	6-9	230	Sr.	Pelham, Ala. (Pelham HS)
33	James Rojas^	F	6-8	220	Jr.	Jamestown, N.Y. (Hutchinson CC)
5	Jaden Shackelford	G	6-3	200	So.	Hesperia, Calif. (Hesperia HS)
35	Alex Tchikou	F	6-11	225	Fr.	Paris, France (Dream City Christian)
30	Kendall Wall	F	6-5	192	Gr.	Columbia, S.C. (Francis Marion)

2020-21 NUMERICAL ROSTER

No.	Name	Pos.	Ht.	Wt.	Cl.	Hometown (Previous School)
1	Herbert Jones	G	6-8	210	Sr.	Greensboro, Ala. (Hale Country HS)
2	Jordan Bruner#	F	6-9	205	Gr.	Columbia, S.C. (Yale/Spring Valley HS)
3	Alex Reese	F	6-9	230	Sr.	Pelham, Ala. (Pelham HS)
4	Juwan Gary^	F	6-6	218	R-Fr.	Columbia, S.C. (West Charlotte HS)
5	Jaden Shackelford	G	6-3	200	So.	Hesperia, Calif. (Hesperia HS)
11	Joshua Primo	G	6-6	190	Fr.	Toronto, Ontario (Royal Crown Academic School)
12	Darius Miles	F	6-6	185	Fr.	Washington, D.C. (IMG Academy)
13	Jahvon Quinerly%	G	6-1	175	So.	Hackensack, N.J. (Villanova)
14	Keon Ellis	G	6-6	170	Jr.	Eustis, Fla. (Florida SW State/Leesburg HS)
15	Tyler Barnes	F	6-8	200	Sr.	Louisville, Ky. (St. Xavier HS)
21	Britton Johnson	G	6-4	183	Jr.	Mountain Brook, Ala. (Mountain Brook HS)
22	Keon Ambrose-Hylton	F	6-8	210	Fr.	Toronto, Ontario (Andrews Osborne Academy)
23	John Petty Jr.	G	6-5	195	Sr.	Huntsville, Ala. (Mae Jemison HS)
24	Jaden Quinerly	G	6-0	155	Fr.	Hackensack, N.J. (Ramsey HS)
25	Adam Cottrell	G	6-3	200	So.	Flowery Branch, Ga. (Lakeview Academy)
30	Kendall Wall	F	6-5	192	Gr.	Columbia, S.C. (Francis Marion)
33	James Rojas^	F	6-8	220	Jr.	Jamestown, N.Y. (Hutchinson CC)
35	Alex Tchikou	F	6-11	225	Fr.	Paris, France (Dream City Christian)

Graduate transfer and immediately eligible to suit up for the 2020-21 season

% Sat out the 2019-20 season due to NCAA transfer rules

^ Injured and was redshirted during the 2019-20 season

PLAYER MAJORS

FRESHMAN

Keon Ambrose-Hylton	Kinesiology- Exercise Science
Juwan Gary	African American Studies
Darius Miles	Communication Studies
Jaden Quinerly	Consumer Science
Joshua Primo	Business- Finance
Alex Tchikou	Business- Management

SOPHOMORES

Adam Cottrell	Business- Management
Jahvon Quinerly	Hospitality Management
Jaden Shackelford	Advertising

JUNIORS

Keon Ellis	Business- Management
Britton Johnson	Business- Management
James Rojas	General Studies

SENIORS/GRADUATES

Tyler Barnes	Chemical Engineering
Jordan Bruner	Master's- Sport Hospitality Management
Herbert Jones	Business- Marketing
John Petty Jr.	General Studies
Alex Reese	Psychology
Kendall Wall	General Studies

PRONUNCIATION GUIDE

PLAYERS

Jordan Bruner	BREW-ner
Juwan Gary	Juh-WAHN
Joshua Primo	PREE-mo
Jahvon Quinerly	Juh-VON
James Rojas	ROE-hoss
Alex Tchikou	CHEE-koo

COACHES

Adam Bauman	BOW-man
Arnie Guin	GYOO-in
Antoine Pettway	PETT-way

BLUE COLLAR PTS

The Blue Collar Award is something created by head coach Nate Oats which is handed out to a Crimson Tide men's basketball player at the end of each game. The point system accumulates over the course of a game. Deflections, steals, blocks, rebounds and loose balls count for one point. Offensive rebounds are worth 1.5 points, floor dives are two and charges are worth four points. Below is Blue Collar list for each game and cumulative totals from last year:

OPPONENT.....	TEAM TOTAL.....	HARD HAT AWARD
Jacksonville State.....	150.....	Herbert Jones (35.0)
vs. Stanford.....	135.5.....	Herbert Jones (24.5)
vs. UNLV.....	103.5.....	Herbert Jones (23.0)
vs. Providence.....	104.5.....	Herbert Jones (25.5)
vs. Clemson.....	122.....	John Petty Jr. (19.5)
Furman.....	118.5.....	James Rojas (27.5)
Western Kentucky.....	95.5.....	Jordan Bruner (27.5)
ETSU.....	97.5.....	Jordan Bruner (18.5)
Ole Miss.....	112.....	Jaden Shackelford (18.5)
at Tennessee.....	100.....	Herbert Jones (20.5)
Florida.....	116.....	Herbert Jones (23.5)
at Auburn.....	118.5.....	Herbert Jones (28)
at Kentucky.....	106.5.....	Keon Ellis (16)

HARD HAT WINNERS

Herbert Jones.....	7
Jordan Bruner.....	2
Keon Ellis.....	1
John Petty Jr.....	1
James Rojas.....	1
Jaden Shackelford.....	1

CUMULATIVE BLUE COLLAR POINTS TOTAL

Herbert Jones.....	271.5
Jordan Bruner.....	223
Jaden Shackelford.....	174.5
John Petty Jr.....	171
Josh Primo.....	151
James Rojas.....	140.5
Keon Ellis.....	102
Alex Reese.....	89
Jahvon Quinerly.....	70
Juwan Gary.....	47
Darius Miles.....	16.5
Keon Ambrose-Hylton.....	13
Kendal Wall.....	8
Tyler Barnes.....	2
Britton Johnson.....	2
TOTALS.....	1,480

SEASON DEFLECTIONS

Herbert Jones.....	43
Jordan Bruner.....	35
John Petty Jr.....	31
Jaden Shackelford.....	25
Keon Ellis.....	27
Jahvon Quinerly.....	17
Josh Primo.....	19
James Rojas.....	15
Alex Reese.....	11
Darius Miles.....	3
Juwan Gary.....	5
Keon Ambrose-Hylton.....	1
Britton Johnson.....	1
TOTALS.....	233

ALABAMA MEN'S BASKETBALL QUICK HITS

• With a perfect 5-0 record in league play, the Crimson Tide is in first place by itself through the early portion of the SEC season. The Crimson Tide leads LSU (4-1) by a game leading into play this weekend. It's the first time an Alabama team began conference play with five straight wins in 34 years, dating back to the 1986-87 campaign when UA started that SEC season 8-0.

• Saturday's matchup pits two of the top offensive teams in the SEC in both Alabama and Arkansas. In SEC play, the Crimson Tide leads the league in scoring offense at 83.6 points per game, while the Razorbacks are in third at 82.8 points per contest. Both teams also shoot a lot of threes, as Alabama is first in both threes made (54) and attempted (139) with Arkansas closely behind in third (44-of-128).

• John Petty Jr. has made 26 three-pointers on the year, pushing his career total to 260 made threes. He now needs only four more treys to become the program's all-time leader in the category, which is currently held by Brian Williams (1996-99) who made 263 career threes at Alabama. Furthermore, his 679 career attempts from deep is 60 shy of breaking Williams' program record of 738 three-point shots.

• While Alabama is known for what it can do offensively, it's the Crimson Tide's defense that has helped it to a 5-0 start to SEC play. Only considering teams that have played more than one conference game, Alabama leads the SEC in field goal percentage defense (37.3 percent) and three-point field goal percentage defense (26.3 percent), while ranking third in steals (8.8) and fourth in scoring defense (70.6).

• According to KenPom.com, Alabama's strength of schedule ranks No. 30 overall which is third-best among all SEC teams. Ten of the Crimson Tide's first 13 opponents on the season are ranked in the Ken Pomeroy top-100 RPI, while seven are among the top 60 and four inside the top 40 (all numbers as of 1/14).

• Alabama boasts four players who average in double figures in Jaden Shackelford (13.5), John Petty Jr. (13.3), Jahvon Quinerly (13.0) and Herbert Jones (12.5). Together, the four combine to account for 52.3 of the Tide's 79.4 points per game – approximately 66 percent of the total scoring average.

• Reaching the 80-point mark usually means good things for the Crimson Tide. This season, Alabama is a perfect 9-0 on the year when scoring 80 or more points and 1-3 when failing to reach the mark. Last season, UA had 16 games of scoring 80 or more points which was second-best in program history (program record is 17 which was set on three occasions – 1986-87, 1978-79 and 1976-77). The Tide went 12-4 in those contests bringing its record to 21-4 when reaching 80 points in a game under second-year head coach Nate Oats.

• Alabama has launched 381 three-pointers on the year across its 13 games which averages to 29.3 three-point attempts per game. That total ranks second in the SEC, while the Tide ranks leads the league in total threes made (127) and second in three-pointers made per game (9.8).

RECENT STREAK STATS - LAST 6 GAMES (6-0)

Game Records					Score by Periods																	
Record	Overall	Home	Away	Neutral	Team	1st	2nd	OT	TOT	Team	1st	2nd	OT	TOT	Opponents	1st	2nd	OT	TOT			
ALL GAMES	6-0	3-0	3-0	0-0	Alabama	228	275	0	503	Opponents	196	226	0	422								
CONFERENCE	5-0	2-0	3-0	0-0																		
NON-CONFERENCE	1-0	1-0	0-0	0-0																		
Team Box Score																						
No.	Player	Total				3-Point				F-Throw		Rebounds				Other				PTS	AVG	
		GP-GS	MIN	AVG	FG-FGA	FG%	3FG-FGA	3FG%	FT-FTA	FT%	OFF	DEF	TOT	AVG	PF	DQ	A	TO	BLK			STL
13	QUINERLY, Jahvon	3-1	94:24	31.5	17-36	.472	4-12	.333	12-20	.600	4	5	9	3.0	9	1	14	7	0	2	50	16.7
23	PETTY JR., John	5-4	156:38	31.3	29-51	.569	13-27	.481	4-5	.800	2	25	27	5.4	13	0	9	8	1	3	75	15.0
5	SHACKELFORD, Jaden	6-6	189:39	31.6	29-70	.414	15-39	.385	16-27	.593	5	19	24	4.0	10	0	15	6	1	3	89	14.8
1	JONES, Herbert	6-6	131:43	22.0	23-52	.442	4-8	.500	15-20	.750	12	19	31	5.2	20	1	10	15	8	11	65	10.8
2	BRUNER, Jordan	6-6	132:50	22.1	20-37	.541	7-19	.368	8-14	.571	16	19	35	5.8	11	0	14	5	8	9	55	9.2
11	PRIMO, Joshua	6-6	161:43	27.0	16-51	.314	8-25	.320	14-15	.933	11	12	23	3.8	13	0	8	17	2	9	54	9.0
14	ELLIS, Keon	6-1	107:18	17.9	12-22	.545	6-11	.545	8-8	1.000	4	21	25	4.2	17	1	7	8	1	7	38	6.3
3	REESE, Alex	6-0	89:16	14.9	12-32	.375	7-24	.292	2-2	1.000	5	11	16	2.7	11	1	6	1	6	3	33	5.5
33	ROJAS, James	5-0	73:01	14.6	8-20	.400	1-3	.333	5-11	.455	5	15	20	4.0	15	0	3	8	1	3	22	4.4
24	QUINERLY, Jaden	1-0	00:46	0.8	1-1	1.000	0-0	.000	0-0	.000	0	0	0	0.0	1	0	0	0	0	0	2	2.0
4	GARY, Juwan	6-0	37:47	6.3	5-16	.313	0-2	.000	0-4	.000	6	5	11	1.8	6	0	0	2	1	3	10	1.7
22	AMBROSE-HYLTON, Keon	4-0	08:26	2.1	2-2	1.000	0-0	.000	0-0	.000	0	0	0	0.0	2	0	0	0	0	0	4	1.0
21	JOHNSON, Britton	4-0	03:40	0.9	1-3	.333	1-3	.333	0-0	.000	0	0	0	0.0	1	0	0	0	0	0	3	0.8
12	MILES, Darius	3-0	03:18	1.1	0-0	.000	0-0	.000	2-2	1.000	0	1	1	0.3	0	0	0	1	0	0	2	0.7
15	BARNES, Tyler	4-0	04:35	1.1	0-0	.000	0-0	.000	1-2	.500	0	3	3	0.8	0	1	0	0	0	1	1	0.3
30	WALL, Kendall	5-0	04:34	0.9	0-1	.000	0-0	.000	0-0	.000	0	2	2	0.4	1	0	0	0	0	0	0	0.0
10	HEARD, Delaney	2-0	02:20	1.2	0-1	.000	0-0	.000	0-0	.000	0	1	1	0.5	1	0	0	0	0	0	0	0.0
Team											13	9	22					2				
Total		6	1202		175-395	.443	66-173	.382	87-130	.669	83	167	250	41.7	131	4	87	80	29	53	503	83.8
Opponents		6	1200		144-372	.387	35-124	.282	99-146	.678	83	161	244	40.7	123	1	57	99	35	38	422	70.3

2020-21 HUSTLE STATS

DUNK CHART		CHARGES TAKEN		FLOOR DIVES		AND-1's	
PLAYER	DUNKS	PLAYER	CHARGES	PLAYER	FLOOR DIVES	PLAYER	AND-1's
Petty Jr.	6	Jones	4	Jones	10	Jones	4-for-5
Jones	5	Primo	4	Rojas	9	Petty	4-for-4
Reese	4	Shackelford	4	Bruner	7	Bruner	2-for-3
Bruner	3	Rojas	3	Shackelford	7	Rojas	2-for-3
Ellis	3	Bruner	2	Primo	5	Shackelford	3-for-4
Gary	2	Ellis	1	Quinerly	3	Quinerly	2-for-2
Ambrose-Hylton	2	Petty Jr.	1	Ellis	3	Ellis	1-for-1
Primo	2	Quinerly	1	Reese	3	Primo	1-for-2
TOTALS	23	TOTALS	20	Petty	2	Gary	0-for-1
				Gary	1	TOTALS	19-for-25 (.760)
				Miles	1		
				TOTALS	51		

SPECIALTY STATS

Opponent	Pts off				
	Paint	T/O	2ndCh	FastB	Bench
JACKSONVILLE STATE	16	10	9	6	39
ALABAMA	42	19	23	19	15
vs. Stanford	38	14	9	7	19
ALABAMA	32	21	4	14	17
vs. UNLV	26	17	9	9	5
ALABAMA	28	7	5	16	14
vs. Providence	28	17	9	4	22
ALABAMA	28	11	21	6	29
vs. Clemson	34	12	15	1	31
ALABAMA	28	15	0	13	14
FURMAN	28	12	3	8	13
ALABAMA	40	11	24	10	34
WESTERN KENTUCKY	42	21	20	12	31
ALABAMA	28	28	12	6	20
EAST TENNESSEE ST	16	11	2	8	12
ALABAMA	34	20	21	8	26
OLE MISS	30	18	9	8	19
ALABAMA	32	18	18	10	54
at Tennessee	28	11	13	0	19
ALABAMA	32	11	10	9	15
FLORIDA	28	16	18	7	26
ALABAMA	46	19	16	11	36
at Auburn	36	13	8	10	16
ALABAMA	40	21	16	14	12
at Kentucky	22	10	21	15	27
ALABAMA	32	28	11	9	16
ARKANSAS					
ALABAMA					
at LSU					
ALABAMA					
MISSISSIPPI STATE					
ALABAMA					
KENTUCKY					
ALABAMA					
at Oklahoma					
ALABAMA					
LSU					
ALABAMA					
at Missouri					
ALABAMA					
at South Carolina					
ALABAMA					
GEORGIA					
ALABAMA					
at Texas A&M					
ALABAMA					
VANDERBILT					
ALABAMA					
at Arkansas					
ALABAMA					
at Mississippi State					
ALABAMA					
AUBURN					
ALABAMA					
OPPONENT Totals	372	182	145	95	279
Average/Game	28.6	14.0	11.2	7.3	21.5
ALABAMA Totals	440	229	181	145	302
Average/Game	33.8	17.6	13.9	11.2	23.2

ALABAMA IN ITS 108TH SEASON OF BASKETBALL

- Alabama is in its 108th season of basketball in 2020-21. The Tide's first season of hoops came in 1912-13. There was no season in 1943-44 due to World War II.
- The Tide holds an all-time record of 1,701-1,064-1 (.616), which includes an 804-626 (.561) record in SEC play. By capturing its 800th SEC win, Alabama joined Kentucky as the only two teams in conference history to reach milestone. UA also became the third team in the SEC and 34th team in NCAA history to reach 1,700 program wins. Only Kentucky and Arkansas have more wins than the Crimson Tide.
- Alabama ranks second in the SEC in league victories and third in all-time winning percentage.
- UA has made 36 NCAA (20) or NIT (16) appearances and has won seven SEC regular-season titles and six SEC Tournament championships.

ABOUT ALABAMA

- Alabama enters Saturday's home contest vs. Arkansas riding a six-game winning streak – the longest winning streak dating back to winning six straight during the 2014-15 campaign. The Crimson Tide extended its best win streak in six years with an impressive 85-65 victory at Kentucky last Tuesday night. It was UA's first win at Rupp Arena since 2006, snapping an eight-game losing streak in Lexington.
- Four Crimson Tide players are averaging 12.5 or more points per game for head coach Nate Oats in the early part of the season. Guard Jaden Shackelford leads the way at 13.5 ppg while John Petty Jr. is second on the team with 13.3 ppg. Guard Jahvon Quinerly, who has missed the last three games with a medical condition, averages 13.0 ppg while forward Herbert Jones is at 12.5 ppg.
- Jones, considered one of the top defensive players in the entire nation, leads the team in rebounding (6.1 rpg), three-point field goal percentage (.526, 10-of-19), charges taken (4), Blue Collar Points (271.5, 20.9 BCP per game), deflections (43), floor dives (10) and Hard Hat Awards (7). He also boasts much improved offensive numbers during his senior season. In addition to averaging double digits, Jones is collecting 1.9 assists per contest, while shooting 46.3 percent from the field (57-of-123).
- The combination of Petty (26-of-73) and Shackelford (26-of-74) have combined to hit 52 of the Tide's 127 three-pointers (40.9 percent) and have 147 of the team's 381 (38.6 percent) total attempts from beyond the arc. Combined, the duo is shooting 35.4 percent (52-of-127) from beyond the arc.
- As a team, Alabama is outscoring the opposition by 8.4 points per contest (79.4-71.0) while shooting 42.4 percent from the field, 33.3 percent from deep and 68.9 percent from the charity stripe.
- It's the Crimson Tide's defense that has set the tone to its 5-0 start in SEC play. When considering teams that have played more than one game so far during the conference season, UA leads the league in defensive efficiency, ranking first in field goal percentage defense (37.3 percent) and three-point field goal percentage defense (26.3 percent), third in steals (8.8) and fourth in scoring defense (70.6).
- This season, the Tide welcomed back four starters and five of its top seven scorers off last year's team, three were named as All-SEC performers a year ago. Petty (Second Team All-SEC), Shackelford (All-Freshman) and Jones (All-Defensive) all earned a spot on the postseason teams. Both Petty and Jones tested the NBA waters, with Petty, who was one of the last players to withdraw his name, announcing his return in early August and Jones in mid-June.
- Alabama was predicted to finish fifth overall as voted on by a select panel of both SEC and national media members. Additionally, Petty All-SEC Preseason First Team honors by both the coaches and media members, while Jones earned a spot on the preseason second team as voted on by the league's head coaches. Petty was selected to the 2020 Jerry West Award Watch List for the nation's top shooting guard. He was also tabbed preseason All-SEC by Blue Ribbon Yearbook.
- Head coach Nate Oats is in his second season at the helm of the Crimson Tide program and owns a record of 26-18 (.591) during his time at the Capstone. Oats, who is in his sixth season as a collegiate head coach, owns a career record of 122-61 (.667).

ALABAMA-ARKANSAS – SERIES NOTES

- Saturday's game between Alabama and Arkansas will be the 64th meeting in series history, with the Razorbacks owning a 35-28 edge in the all-time series.

RECORD WHEN...

At home	5-1
On the road	3-0
At neutral sites	2-2
In SEC games	4-0
SEC home games	2-0
SEC road games	3-0
In non-conference games	5-3
In overtime	0-0

In games decided by ...	
5 points or less	2-1
6-10 points	1-1
11 points or more	7-1

Leading at the half	8-0
Trailing at the half	1-3
Tied at the half	1-0

Shooting 40% or better	9-0
Shooting less than 40%	1-3
Opponent better than 40%	5-3
Opponent shoots 40% or less	5-0
Shooting same or better than opponent	8-0
Shooting worse than opponent	2-3

Outrebounding opponent	6-0
Opponent outrebounds UA	4-3
Rebounds are tied	0-0

70% or better on FT	4-2
less than 70% on FT	6-1
More FT att. than opponent	6-2
Less FT att. than opponent	4-1
Same FT att. as opponent	0-0

40% or better on 3PT	4-0
Less than 40% on 3PT	6-3

More turnovers than opponent	3-1
Less turnovers than opponent	6-2
Same turnovers as opponent	1-0

Scoring 80 or more points	9-0
Scoring 70-79 points	1-1
Scoring 60-69 points	0-1
Scoring 50-59 points	0-1
Scoring less than 50 points	0-0

Allowing 80 or more points	2-1
Allowing 70-79 points	3-1
Allowing 60-69 points	4-1
Allowing 50-59 points	1-0
Allowing less than 50 points	0-0

On Sunday	0-0
On Monday	0-1
On Tuesday	6-0
On Wednesday	2-0
On Thursday	0-0
On Friday	0-0
On Saturday	2-1

In November	1-1
In December	5-2
In January	4-0
In February	0-0
In March	0-0

- The Razorbacks have won six straight and seven of the last eight games in the series. The six consecutive wins by Arkansas is the longest current winning streak by an SEC team against the Crimson Tide.

- Despite a big performance by Jaden Shackelford (28 points), Alabama fell short to Arkansas, 82-78, in the only meeting between the two teams last year. Alex Reese added 14 but Arkansas' Mason Jones (30 points) and Jimmy Whitt Jr. (26 points) were the difference. UA began the game on a 12-0 run and led for 25:12 compared to Arkansas leading for just 12:54, but could not pull out the win.

- Saturday's game mark the only meeting between the two teams this season.

- Nineteen of the 28 Alabama wins in the series have come on its home floor, claiming a 19-7 all-time record against Arkansas in Coleman Coliseum. However, the Razorbacks won back-to-back games in Tuscaloosa, capturing a 76-73 decision on Feb. 24, 2018 and a 62-61 victory on March 2, 2016. Prior to that game, Arkansas had dropped seven consecutive games on the Tide's home floor.

- Fifty-two of the 62 games played in the series have come as conference opponents.
- The Crimson Tide is 3-2 in overtime contests against Arkansas. All five overtime games have come within the last 13 seasons.
- The series began during 1947-48 campaign.

SIX-GAME WIN STREAK

- Alabama's six-game win streak began on Dec. 22 vs. East Tennessee State and has included five SEC victories including three road wins at then-No. 7 Tennessee on Jan. 2, at Auburn on Jan. 9 and at Kentucky on Jan. 12.
- Over the six-game streak, the Crimson Tide is outscoring the opposition by 13.5 points per game (83.8-70.3) while shooting 44.3 percent from the floor and 38.2 percent from beyond the arc while averaging 11.0 made threes per game.
- Below is a comparison to Alabama's first seven game averages compared to the Tide's last six-game numbers:

	Record	PPG	RPG	FGM-FGA	FG%	3FGM-3FGA	3FG%	3's/Game
First 7 Games	4-3	75.6	71.6	181-445	.407	61-208	.293	8.7
Last 6 Games	6-0	83.8	70.3	175-395	.443	66-173	.382	11.0

WIN STREAK NUGGETS

- Alabama's six-game win streak began with a convincing 85-69 win over East Tennessee State on Dec. 22, and has consisted of three wins at home and three on the road.
- Five of the six wins have come against SEC opponents, including three in true road contests, which leads the league – at then-No. 7 Tennessee on Jan. 2, at Auburn on Jan. 9 and at Kentucky on Jan. 12.
- Two of the victories have been decided by single digits – an eight-point at Tennessee (81-73) and a four-point win at Auburn (94-90). The other four games have been decided by 15 or more points.
- Over the six-game streak, the Crimson Tide is outscoring the opposition by 13.5 points per game (83.8-70.3) while shooting 44.3 percent from the floor and 38.2 percent from beyond the arc while averaging 11.0 made threes per game. Defensively, UA is holding the opposition to 38.7 percent shooting from the floor, 28.2 percent from beyond the arc and 70.3 points across the stretch.
- Individually Jahvon Quinerly, who has missed three games during the streak, is leading the team at 16.7 points per game, followed closely by John Petty Jr. (15.0 ppg) and Jaden Shackelford (14.8 ppg). Petty is shooting team bests 56.9 percent from the field and 48.1 percent from deep throughout the six contests.

Official Basketball Box Score - Final
Arkansas at Alabama
2019-20 Men's Basketball
2019-20 Men's Basketball

Game Time: 11:03 PM
Game Duration: 2:00
Attendance: 12,461

Officials: Tony Drewno, Jason Baker, Jason Newsome

Arkansas - 82

Record: 16-5 (4-4)

NO. Name	Min	FG	3P	FT	Rebounds	Fouls	TP	AS	TO	ST	Blocks	A+
		Min	FG	3P	FT	Reb	FOU	TP	AS	TO	BLK	A+
25 Rhyker Chancy	Q 24:51	2-4	0-0	4-5	5	6	1	2	0	1	1	0
1 Isaiah Joe	Q 21:21	0-3	0-3	0-0	0	1	1	2	0	0	0	0
3 Deel Sims	Q 30:07	2-6	1-4	2-2	0	1	1	3	1	7	2	3
10 Mason Jones	Q 36:00	10-20	4-7	6-13	0	5	1	1	9	20	1	2
23 Jimmy Whitt Jr.	Q 39:09	11-19	0-0	4-4	2	2	4	2	3	20	2	1
5 Jaden Harris	30:54	3-4	1-2	4-5	0	2	2	3	6	11	2	1
2 Adrio Bailey	05:35	0-3	0-0	0-0	1	0	1	0	1	0	0	0
9 Jamarl Cymbis	01:00	0-0	0-0	0-0	0	2	2	0	0	0	0	0
Team					3	4	7	0	0	1		
Totals	28:55	6-13	25-29	11	23	34	13	25	82	7	10	11

Shooting By Period	1st	2nd	3rd	4th	TOT
FT	14-22	4-8	2-3	1-1	21-34
3PT	9-11	27-39	1-2	0-0	37-53
FT%	55.6%	69.2%	66.7%	100%	62.9%
3PT%	81.8%	69.2%	50%	0%	73.3%
FT/FG	14.27	33.33	6.67	1.00	14.27
3PT/FG	15.00	75.00	3.33	0.00	15.00
3PT/FT	25.00	47.62	1.67	0.00	25.00
3PT/FG	37.50	67.50	1.67	0.00	37.50
FT/3PT	20.00	60.00	1.67	0.00	20.00

Head Referee: B. ...

Technical Fouls: NONE

Alabama - 78

Record: 13-9 (4-4)

NO. Name	Min	FG	3P	FT	Rebounds	Fouls	TP	AS	TO	ST	Blocks	A+
		Min	FG	3P	FT	Reb	FOU	TP	AS	TO	BLK	A+
0 Javian Davis	19:55	3-3	0-0	5-8	0	2	2	3	4	11	1	0
3 Alex Reese	27:19	4-7	2-5	4-6	1	6	7	5	2	14	1	2
2 Kira Lewis Jr.	Q 40:02	4-13	0-5	4-4	1	0	1	4	4	12	3	7
5 Jaden Shackelford	Q 38:34	11-22	5-13	1-1	4	3	7	4	2	28	3	1
23 John Petty Jr.	Q 37:04	3-8	1-5	1-2	2	7	9	2	3	8	3	4
12 Jaylen Forbes	17:30	1-5	0-1	1-2	4	5	9	4	3	3	0	0
20 Gabe Smith	19:38	1-2	0-0	0-1	3	1	1	4	3	1	2	0
Team					0	2	2	0	0	0		
Totals	27:40	3-31	16-34	15	28	41	25	19	78	11	17	7

Shooting By Period	1st	2nd	3rd	4th	TOT
FT	14-20	46-71	1-2	0-0	21-73
3PT	41-55	28-70	1-2	0-0	70-125
FT%	70.0%	64.8%	50%	0%	68.8%
3PT%	74.5%	40.0%	50%	0%	53.8%
FT/FG	13.33	60.00	0.50	0.00	13.33
3PT/FG	36.36	40.00	0.50	0.00	36.36
3PT/FT	97.9%	52.9%	1.00	0.00	97.9%
3PT/FG	27.00	45.00	0.50	0.00	27.00
FT/3PT	28.57	80.00	1.00	0.00	28.57
FT/3PT	16.00	61.54	1.00	0.00	16.00

Head Referee: B. ...

Technical Fouls: NONE

ARK UA

Biggest Lead 7 (21:45-22:05) 12 (14:17-15:19)

Best Scoring Run 11 (21:45-22:05) 12 (14:17-15:19)

Lead Changes 11 9

Times Tied 3

Time with Lead 12:54 25:12

Points from ARK UA

Turnovers 27 13

1st 2nd TOT

Second Chances 11 17

Fast Breaks 16 6

Bench 11 5

Period by Period Scoring

ARK 36 46 82

UA 39 39 78

BY THE NUMBERS

1

When considering only teams that have played at least two conference games, Alabama leads the SEC in field goal percentage defense (.373) and three-point field goal percentage defense (.263) in league games only.

2

UA ranks second in the SEC in threes made per game (9.8) and leads the league in total three-pointers made (127). Last year, UA led the league in several offensive categories including: scoring offense (82.0), threes made (334) and attempted (957), threes made per game (10.8) and three-point field goal percentage (34.9 percent).

5

Last year's squad set a school record for consecutive games of scoring 90 or more points with five straight last year. The program record for games of scoring 90 or more points is 12 set during the 1971-72 season, with nine such games occurring in 1974-75 and 2001-02. UA reached the mark eight times last year.

5

The Crimson Tide ranks fifth in the nation, and tops the SEC, in average possession length, averaging 14.2 seconds per possession.

17

Number of AP Top-25 teams Alabama has beaten over the past four seasons (17-16), including a 1-0 mark this year. Nate Oats is 3-4 vs. AP Top-25 teams with two wins coming against teams ranked inside the AP Top-10.

25

The Tide has had 25 games of scoring 80 or more points under head coach Nate Oats, including nine already this season. UA is a perfect 9-0 when hitting the 80-point mark this year and 21-4 in such contests over the last two years. The school record for 80-point games in a season is 17 set three times (1976-77, 1978-79 and 1986-87).

22/20

Alabama's NET Rankings and KenPom.com RPI ranking as of Jan. 14, 2021. According to the NCAA Net, the Tide is currently 1-2 vs. Quad 1 and 6-0 vs. Quad 2 opponents.

334-OF-957

Alabama shattered the school record for threes made and attempted, knocking down 334-of-957 during the 2019-20 season. That toppled the former record which was both set back in 2015-16 (259-of-763).

804

Number of SEC wins for Alabama, which ranks second among all league teams. The Crimson Tide's SEC winning percentage of .562 is third-best in the conference annals.

1,701

Number of all-time wins for Alabama in 108 years of basketball, which ranks second in the SEC.

HERB-O TURBO

- Herbert Jones' reputation as one of the top defensive players in the Southeastern Conference continues to hold true in the start of his senior campaign. However it's his performance on the offensive end through the first part of the year that has been even more impressive.
- Prior to the 2020-21 campaign, the Greensboro, Ala., native's best offensive output came last year when he averaging 7.9 ppg while shooting 48.4 percent from the field but hit only 1-of-14 three-point attempts and shot 62.5 percent from the free throw line.
- Through the early part of his senior season, Jones has shown just how hard he has worked on his offensive game. Across the Crimson Tide's 13 games on the season, Jones is averaging 12.5 points per game while shooting 46.3 percent from the floor, 52.6 percent from beyond the arc and 76.5 percent at the charity stripe.
- Below is a comparison to Jones' offensive numbers through first three seasons compared to this year

	PPG	RPG	FGM-FGA	FG%	3FGM-3FGA	3FG%	FTM-FTA	FT%	Double Figures
First Three Seasons	6.0	4.3	211-482	.438	14-61	.230	141-257	.549	19
This Season	12.5	6.1	57-123	.463	10-19	.526	39-51	.765	9

PLAYERS OF THE BACK-TO-BACK WEEKS

- Alabama guards Jaden Shackelford and John Petty Jr. have been named the SEC Player of the Week in each of the last two weeks. It's the first time since the 1986 season that UA players have earned back-to-back conference Player of the Week honors (Terry Coner and Derrick McKey).
- Shackelford earned the accolade for the week of Dec. 30 when after he scored 26 points on the strength of a career-best eight three-pointers to lead UA past ETSU, 85-69, on Dec. 22.
- This past week, Petty earned the recognition after averaging 15.0 points and 6.0 rebounds per contest while shooting 61.1 percent (11-of-18) from the field and 63.6 percent (7-of-11) from 3-point range in wins over Ole Miss and at then-No. 7 Tennessee.

MAUI INVITATIONAL ALL-TOURNAMENT

- Following his performance at the 2020 Maui Invitational, John Petty Jr. was selected to the All-Tournament team.
- Across his three games played in the event, the Huntsville, Ala., native averaged 15.0 points and 5.0 rebounds per game while shooting 50 percent (15-of-30) from the floor and 40 percent (8-of-20) from deep.
- The three-game stretch was highlighted when he faced UNLV in the second contest, accounting for a season-high 22 points on 6-of-10 shooting from deep to go along with a six assists compared to only one turnover in his 33 minutes of action.
- Petty was joined on the All-Tournament team by Garrison Brooks (North Carolina), Matt Coleman (Texas), David Duke (Providence) and Trayce Jackson-Davis (Indiana).

PETTY PRESEASON AWARDS

- After being one of the final players to pull his name out of the 2020 NBA Draft and return to Alabama for his final season, John Petty Jr. is beginning to reap the recognition coming into his final college basketball season.
- Petty was named one of 20 candidates selected to the 2021 Jerry West Shooting Guard of the Year Award Watch List. The the annual honor in its seventh year recognizes the top shooting guards in Division I men's college basketball.
- He was also honored as a unanimous Preseason First Team All-SEC honoree, earning the recognition by both the media and coaches.
- Petty is coming off a career-best season in 2019-20 on his way to earning second team All-SEC honors. The Huntsville, Ala., native averaged 14.5 points and a team-leading 6.6 rebounds per game last season while shooting 44.0 percent (85-of-193) from three-point field goal range which led the SEC and ranked ninth in the nation.
- Became the 51st player in program history to reach 1,000 career points and the 32nd to do so in three years and enters this campaign with 1,137 career points.

RECORD WATCH

INDIVIDUAL SINGLE-SEASON

TEAM SEASON

INDIVIDUAL CAREER

Points		
21.	1,336	Levi Randolph 2012-15
22.	1,327	Richard Hendrix 2006-08
23.	1,326	Wendell Hudson 1971-73
24.	1,325	Kennedy Winston 2003-05
25.	1,323	Earnest Shelton 2002-05
26.	1,321	Robert Scott 1977-80
27.	1,312	Charles Cleveland 1973-75
28.	1,296	John Petty Jr. 2017-pres.
29.	1,268	Jermareo Davidson 2004-07
30.	1,247	T.R. Dunn 1974-77

3-Point Field Goals Made

1.	263	Brian Williams 1996-99
2.	262	Eric Washington 1994-97
3.	260	John Petty Jr. 2017-pres.
4.	245	Earnest Shelton 2002-05
5.	225	James Robinson 1991-93
6.	182	Terrance Meade 2000-02

3-Point Field Goals Attempted

1.	738	Brian Williams 1996-99
2.	681	Earnest Shelton 2002-05
3.	679	John Petty Jr. 2017-pres.
3.	678	Eric Washington 1994-97
5.	607	James Robinson 1991-93
6.	550	Rod Grizzard 2000-02

ALABAMA SIGNS THREE IN EARLY PERIOD, CLASS RANKED NO. 10

- Head coach Nate Oats announced three additions to the Alabama men's basketball program who have signed their National Letters of Intent to continue their playing career with the Crimson Tide.
- The trio of point guard JD Davison (Letohatchee, Ala.; Calhoun HS), shooting forward Jusaun Holt (Roswell, Ga.; St. Francis Day School) and power forward Langston Wilson (Upper Darby, Pa.; Georgia Highlands College) made up the nation's 10th-ranked signing class according to Rivals.com, while 247sports.com has Alabama's early signees ranked No. 14 in the nation.
- Below is a breakdown of each of the newest signees:

JD Davison (6-3 | 175 | Fr. | PG) — Letohatchee, Alabama — Calhoun High School

- Rated as a consensus five-star prospect by ESPN, Rivals and 247Sports and one of the highest-rated recruits to ever sign with the Alabama men's basketball program
- Ranked by 247Sports.com as the No. 9 overall player in the nation and the No. 1 point guard
- During his junior season, he led Calhoun High School to the 2A state championship while averaging 33.4 points, 12 rebounds, five assists, six steals and four blocks per game
- ESPN ranks him as the No. 14 overall player in the 2021 class and No. 2 at his position and the No. 1 overall player in Alabama, while Rivals.com has him listed as the No. 13 overall player in his class and the No. 3 point guard in the nation
- Named Alabama's Mr. Basketball during the 2019-20 season to become only the fifth junior to be named Mr. Basketball in the 38-year history of the award.
- Chose Alabama over the likes of Auburn, Kansas, LSU, Memphis, and Michigan

Jusaun Holt (6-6 | 190 | Fr. | SG) — Roswell, Georgia — St. Francis Day School

- Rated as a four-star prospect by ESPN, Rivals and 247Sports
- Ranked as the No. 102 overall player in his class and the No. 26 small forward in the nation b Rivals
- Earned second team Region 6 Sub-Region B All-Region honors and selected to the Atlanta Journal Constitution North Fulton second team following his junior season
- 247sports.com pegs him as the No. 20 small forward and the No. 8 overall player in Georgia
- Ranked by ESPN as the No. 7 overall player in Georgia and the No. 41 player at his position
- Led St. Francis to consecutive Georgia Class A Private State Championship titles (2019 and 2020)
- First signee to join the Crimson Tide out of the Atlanta area since Collin Sexton signed in 2017
- Chose Alabama over Xavier, Wake Forest, Miami, Georgia and Washington, among others

Langston Wilson (6-9 | 190 | Jr. | PF) — Upper Darby, Pennsylvania — Georgia Highlands College

- One of the top JUCO prospects in the nation; rated as four-star recruit by Rivals and 247Sports
- Ranked by 247sports as the No. 2 overall JUCO player in the 2021 class and No. 1 power forward
- Played his freshman year at Georgia Highlands College in 2019-20 where he averaged 10.1 points, 7.6 rebounds and 1.2 blocks per game while shooting 54 percent from the floor across 32 games
- Helped lead team to a 24-8 overall mark and a 13-3 mark in the Georgia Collegiate Athletics Association (GCAA) where it reached the conference championship game
- Named to the GCAA All-Freshman and Honorable Mention All-Region teams
- Was unable to play organized high-school basketball due to a medical misdiagnosis but was cleared and joined the squad at Georgia Highlands
- Chose Alabama over offers from Kansas, Maryland, Texas A&M and Ole Miss, among others

KIRA LEWIS JR. DRAFTED NO. 13 OVERALL IN 2020 NBA DRAFT

- Former Alabama men's basketball guard Kira Lewis Jr. was selected by the New Orleans Pelicans as the No. 13 overall pick at the 2020 National Basketball Association Draft on Nov. 18.
- Lewis becomes the 16th Alabama player to be chosen in the first round and is the seventh UA player selected with a top-15 pick in program history, joining Collin Sexton (No. 8 in 2018), Antonio McDyess (No. 2 overall in 1995), Robert Horry (No. 11 overall in 1992), Derrick McKey (No. 9 overall in 1987), Ennis Whatley (No. 13 overall in 1982) and Leon Douglas (No. 4 overall in 1976)
- With his selection, Lewis is the second Crimson Tide point guard in the last three years to be selected among the lottery in the NBA Draft (Collin Sexton selected No. 8 overall by the Cleveland Cavaliers in the 2018 NBA Draft)

**NATE OATS**

Head Coach

2nd Season at UA
6th Season Overall

MARANTHA BAPTIST, 1998

- Formally introduced as head men's basketball coach at The University of Alabama on March 28, 2019
- Promised fans would see an entertaining, up-tempo and fast-paced style of play and that's exactly what he delivered in his first season at the helm of the program
- After ranking near the bottom of the Southeastern Conference in most offensive categories the previous year, Alabama led the league in six offensive statistics in 2019-20, including points per game (82.0), three-point field goal percentage (34.9 percent) and threes made per game (10.8), among others
- Nationally, the new-look offense ranked No. 3 in points and threes made per game, while also ranking sixth with 334 total threes made and fourth with 957 three-point attempts – both of which set program records
- The Tide's pace of play also ranked among the fastest in the country, as UA ranked fourth in raw tempo (76.1) and average possession length (15.2).
- Alabama boasted four student-athletes who earned All-SEC honors in 2020 as Kira Lewis Jr. (first team), John Petty Jr. (second team), Jaden Shackelford (all-freshman) and Herbert Jones (all-defensive) all received postseason recognition.
- It marked just the second time in program history that the Crimson Tide had four all-conference honorees in the same season (2006 was the only other year).
- His efforts didn't just end on the court. Off the court, Oats and his staff were relentless on the recruiting trail and the results were evident. According to Rivals.com, the Crimson Tide's 2020 recruiting class, which included Canada's No. 1 and No. 3-ranked players as well as the top JUCO prospect in the nation, was ranked No. 9 in the country by Scout.com and No. 12 according to 247Sports. In the classroom, the program boasted 11 student-athletes who earned SEC Academic Honor Roll recognition.
- Came to Alabama after spending the last four seasons at the University at Buffalo where he led the Bulls to a 96-43 (.691) record, three MAC Tournament Championships and three NCAA Tournament appearances, including reaching the round of 32 in each of the last two seasons
- Named the league's Coach of The Year and National Association of Basketball Coaches (NABC) District 14 Coach of the Year in back-to-back seasons (2018 and 2019) and finished fourth in voting for the 2019 Associated Press Men's College Coach of the Year
- Over the last two seasons, Buffalo finished with a combined record of 59-13 (.819), a pair of MAC Tournament and regular season championships, two NCAA Tournament Round of 32 appearances and consecutive MAC Coach of the Year honors
- Prior to joining the Bulls, Oats completed 11 seasons as head coach at Romulus High School in Michigan, winning the school's first state title in 27 years in 2012-13 and finished the season 27-1
- Was named the 2013 Detroit News State Coach of the Year, the Detroit Free Press State Coach of the Year, and BCAM State Coach of the Year

CAREER HISTORY AND RESULTS

UNIVERSITY OF BUFFALO, HEAD COACH, 2015-19

Year	Record	Pct.	MAC Record	Pct.	Postseason
2015-16	20-15	.571	10-8	.556	NCAA First Round
2016-17	17-15	.531	11-7	.611	
2017-18	27-9	.750	15-3	.833	NCAA Second Round
2018-19	32-4	.889	16-2	.889	NCAA Second Round
Total (4)	96-43	.696	60-30	.667	

UNIVERSITY OF ALABAMA, HEAD COACH, 2019-PRESENT

Year	Record	Pct.	SEC Record	Pct.	Postseason
2019-20	16-15	.516	8-10	.444	NA
2020-21	10-3	.769	5-0	1.000	
Total (2)	26-18	.591	13-10	.565	
Total (6)	122-61	.667	73-40	.643	

HONORS

MAC Coach of the Year (2018, 2019)

NABC District Coach of the Year (2018, 2019)

Finished 4th in AP Voting for National College Coach of the Year (2019)

3x NCAA Tournament Participant
3x MAC Tournament Champions
2x MAC Regular Season Champions

ON THE BENCH



CHARLIE HENRY

Assistant Coach

- In his second season at Alabama
- Boasts more than 10 years of coaching experience on three major levels of basketball – NBA, G League and DI power-five schools – including stops at the Chicago Bulls, Windy City Bulls and Iowa State
- His input was made immediately evident as he helped install Nate Oats' offensive system that led the SEC in six different offensive categories during the 2019-20 season, including scoring average (82.0 ppg), threes made per game (10.8) and three-point field goal percentage (34.9 percent), among others



BRYAN HODGSON

Assistant Coach

- In his second season at Alabama
- Instrumental in signing the nation's No. 9-ranked signing class in 2020 according to Rivals.com, while 247sports.com ranked this year's signees at No. 12 nationally.
- Ranked No.6 on 247sports' list of the top 2020 coach recruiter rankings
- Listed as one top the top 50 Most Impactful High Major Assistant Coaches and invited to participate in the prestigious 2020 TopConnect Seminar



ANTOINE PETTWAY

Assistant Coach

- In his 10th season as an assistant coach at his alma mater, and his 13th on the Alabama staff
- Known as one of the top recruiters in the country and was listed by 247sports.com as the No. 1 recruiter in the nation for the 2019 class
- Prior to that, he was ranked No. 3 nationally in 2017 and No. 9 in 2018
- Recruited and signed Jaden Shackelford out of Hesperia, Calif., who went on to rank among the nation's top freshmen as he earned SEC All-Freshman honors



MIKE SNOWDEN

Strength and Conditioning

In his second season as the Alabama men's basketball strength coach ... a military veteran who served on President Barack Obama's Helicopter Squadron staff ... was head coach Nate Oats' strength coach at the University of Buffalo ... prior to that he had two stints at George Mason, his alma mater, in 2016-17 and 2013-14 – his first year as a strength coach ... also served as the strength and conditioning graduate assistant with the VCU men's basketball team (2015-16).



ADAM BAUMAN

Director of Operations

Adam Bauman remains on head coach Nate Oats' staff for a sixth consecutive year as he enters his second season at Alabama ... responsible for operational aspects of the men's basketball program, including budget management and scheduling team travel ... prior to his time at Buffalo, he oversaw all video coordination at Mississippi State.

THE LAST TIME...

TEAM

Scored 100 points or more:

Feb. 23, 2020 - UA 103, Ole Miss 78

Scored 110 points or more:

Dec. 1, 2004 - UA 114, ETSU 77

Scored less than 50 points:

Jan. 6, 2018 - Georgia 65, UA 46

Allowed 100 points:

Feb. 8, 2020 - UA 105, Georgia 102 (ot)

Held opponent to 40 points or less:

Jan. 10, 2015 - UA 56, Tennessee 38

Held opponent to 15 pts or less in half:

Nov. 29, 2016 - 15 points allowed vs. Charleston Southern (1st half)

Scored 50 points in a half:

Jan. 9, 2021 - 57 points in second half at Auburn

Won an overtime game:

Feb. 8, 2020 - UA 105, Georgia 102

Lost an overtime game:

Feb. 12, 2020 - Auburn 95, UA 91

Played a double-overtime game:

Jan. 4, 2020 - Florida 104, UA 98

Played a triple-overtime game:

Feb. 7, 2017 - UA 90, South Carolina 86 (4ot)

Played a quadruple-overtime game:

Feb. 7, 2017 - UA 90, South Carolina 86

Shot 60% or better in a half:

Dec. 18, 2019 - 61.3% in 1st half at Samford

Shot 70% or better in a half:

Nov. 29, 2019 - 72.7% in 2nd half vs. Southern Miss

Failed to hit a three-pointer in a game:

Dec. 4, 2010 vs. Purdue (347 games)

Had at least 20 three-pointers in a game:

Feb. 12, 2020 at Auburn (22)

Had at least 15 steals in a game:

Dec. 12, 2020 vs. Clemson (17)

Had at least 25 assists in a game:

Nov. 17, 2017 vs. Alabama A&M (25)

Forced 25 turnovers in a game:

Nov. 11, 2012 vs. West Alabama (25)

Played a ranked opponent (AP poll):

Jan. 2, 2021 at No. 7 Tennessee (won, 71-63)

Beat a ranked opponent at neutral site:

March 9, 2018 vs. No. 16 Auburn (won, 81-63)

Beat a ranked opponent at home:

Jan. 16, 2020 vs. No. 4 Auburn (won, 83-64)

Beat a ranked opponent on the road:

Jan. 2, 2021 at No. 7 Tennessee (won, 71-63)

Beat a top-10 opponent:

Jan. 2, 2021 at No. 7 Tennessee (won, 71-63)

Beat a top-10 opponent on the road:

Jan. 2, 2021 in Knoxville, Tenn. (beat No. 7 Tennessee, 71-63)

Beat a top-5 opponent:

Jan. 16, 2020 vs. No. 4 Auburn (won, 83-64)

Beat a top-5 opponent on the road:

Feb. 21, 2004 in Starkville, Miss. (beat No. 4 Mississippi State, 77-73)

Played a No. 1 ranked opponent:

Jan. 31, 2015 vs. No. 1/1 Kentucky (lost, 70-55)

Beat a No. 1 ranked opponent on the road:

Jan. 28, 1983 at No. 1 UCLA (won, 70-67)

Beat a No. 1 ranked opponent:

March 20, 2004 vs. No. 1 Stanford (NCAA tournament (won, 70-67)

INDIVIDUAL

Had a player score 50 points:

Michael Nordholz (50) vs. Southern Miss, 12/12/76 (single-game scoring record)

Had a player score 40 points:

Collin Sexton (40) vs. Minnesota, 11/25/17

Had a player score 35 points:

Kira Lewis Jr. (37) at Georgia, 2/8/20

Had a player score 30 points:

Kira Lewis Jr. (37) at Georgia, 2/8/20

Had a player grab 20 rebounds:

Richard Hendrix (23) vs. Troy, 11/9/07

Had a player dish out 10 or more assists:

Kira Lewis Jr. (11) at Ole Miss, 2/22/20

Had a player block five shots:

Donta Hall (8) vs. Oklahoma, 1/27/18

Had a player block 10 shots:

Roy Rogers (10) vs. LSU, 2/17/96

Had a player with seven or more steals in a game:

Jeremy Hays (8) vs. Oregon State, 12/12/98

Had two players record a double-double in same game:

Jaden Shackelford (18 pts, 11 rebs), Herbert Jones (14 pts, 12 rebs) vs. Jacksonville State, 11/26/20

Had three players record a double-double in same game:

Jermareo Davidson (12 pts, 12 rebs), Alonzo Gee (22 pts, 10 rebs), Richard Hendrix (18 pts, 12 rebs) vs. Louisiana Monroe, 11/28/06

Had a player record a double-double in three consecutive games:

Donta Hall (14 pts, 16 rebs vs. Texas A&M, 12 pts, 11 rebs at Missouri, 16 pts, 12 rebs vs. Tennessee) (Jan. 12, Jan. 16, Jan. 19, 2019)

Had a player record a double-double in four consecutive games:

Donta Hall (14 pts, 16 rebs vs. Texas A&M, 12 pts, 11 rebs at Missouri, 16 pts, 12 rebs vs. Tennessee, 10 pts, 11 rebs vs. Ole Miss) (Jan. 12, Jan. 16, Jan. 19, Jan. 22, 2019)

Had two players score 20 points in a game:

Joshua Primo (22) and Jordan Bruner (20) at Auburn, 1/9/21

Had six or more players score in double figures:

John Petty Jr. (14), Kira Lewis Jr. (15), Beetle Bolden (15), Herbert Jones (15), Alex Reese (14), Jaden Shackelford (16) at Florida, 1/4/20

Players who recorded a triple-double:

Kira Lewis Jr. (10 pts, 10 rebs, 13 asts) at Auburn, 2/12/20
Roy Rogers (27 pts, 10 rebs, 10 blocks) vs. LSU, 2/17/96

2020-21 BOX SCORES

GAME 1



Official Basketball Box Score - Final
Jacksonville St. at Alabama
 11/25/20 Coleman Coliseum, Tuscaloosa
 2020-21 Men's Basketball

Game Time: 7:00 PM
 Game Duration: 2:05
 Attendance: 2,025

Officials: Doug Shoves, Mike Nance, Garrick Shannon

Jacksonville St. - 57

Record: 0-1

NO. Name	Min	FG M-A	3P M-A	FT M-A	Rebounds OR DR TOT	Fouls PF FD	TP	AS	TO	ST	Blocks BS BA	+/-
5 Amanze Ngumezi	F 11:43	3-8	1-2	1-1	2 2 4	2 2	8	0	3	0	1 1	-15
11 Kayne Henry	F 19:56	2-12	0-4	3-3	1 5 6	1 3	7	0	1	1	0 2	-16
50 Brandon Huffman	C 11:05	1-1	0-0	0-2	2 2 4	2 1	2	0	3	0	0 0	-16
0 Jalen Finch	G 27:56	0-5	0-3	0-0	1 1 2	4 3	0	2	4	1	0 0	-12
23 Darian Adams	G 19:51	0-7	0-2	1-2	2 1 3	5 1	1	1	2	0	0 0	-28
24 Martin Roub	19:02	3-9	2-7	0-0	3 5 8	1 1	8	0	1	0	0 0	-10
1 Demaree King	22:58	5-12	4-8	1-2	0 1 1	2 1	15	0	1	1	0 0	-6
10 Juwan Perdue	11:17	2-4	0-0	2-2	1 1 2	0 2	6	2	1	0	1 1	-6
13 Jay Pal	22:59	1-3	1-2	0-0	2 5 7	2 0	3	1	1	0	0 0	-15
4 Marcellus Brigham	08:04	0-0	0-0	2-2	2 2 4	1 1	0	1	1	0	0 0	1
3 Maros Zeliznak	08:45	1-3	0-0	0-1	1 1 2	0 1	2	0	1	2	0 0	-1
2 Semaj Henderson	08:20	1-2	1-2	0-0	0 1 1	0 0	3	2	1	0	0 0	-5
25 Khalil Henderson	05:48	0-2	0-0	0-0	1 1 1	0 0	0	1	0	0	0 0	3
15 JJ Platt	01:08	0-1	0-0	2-2	1 0 1	0 1	2	0	0	0	0 0	3
31 Marvin Hughes	01:08	0-0	0-0	0-0	0 0 0	0 0	0	0	0	0	0 0	3
Team					2 1 3	0	0	0	0	0	0 0	
Totals		19-69	9-32	10-17	20 29 49	20 17	57	10	20	5	2 4	-24

Technical Fouls: NONE

Alabama - 81

Record: 1-0

NO. Name	Min	FG M-A	3P M-A	FT M-A	Rebounds OR DR TOT	Fouls PF FD	TP	AS	TO	ST	Blocks BS BA	+/-
2 Jordan Bruner	F 15:55	2-6	0-3	0-0	0 3 3	3 2	4	1	1	0	1 0	14
1 Herbert Jones	G 24:57	3-11	1-2	5-6	5 7 12	3 4	12	0	0	1	2 1	21
5 Jaden Shackelford	G 25:45	6-13	1-4	5-5	3 9 12	1 5	18	2	2	2	0 0	20
13 Jahvon Quinerly	G 26:08	7-12	2-5	2-2	0 1 1	1 2	18	3	1	1	0 0	25
23 John Petty Jr.	G 25:34	6-14	2-8	0-1	2 4 6	1 1	14	1	1	2	0 0	26
14 Keon Ellis	17:17	0-0	0-0	0-0	2 2 2	2 0	0	2	0	1	1 0	0
33 James Rojas	20:22	3-8	1-2	1-2	4 3 7	1 4	8	1	1	0	0 1	17
3 Alex Reese	13:14	0-4	0-0	0-0	1 1 1	0 0	0	0	2	0	0 0	10
11 Joshua Primo	16:57	2-4	0-2	1-2	0 3 3	3 1	5	1	0	1	0 0	0
22 Keon Ambrose-Hylton	06:42	0-1	0-0	0-2	1 0 1	2 1	0	0	1	0	0 0	-1
12 Darius Miles	03:42	1-2	0-1	0-0	1 1 2	0 0	2	0	1	0	0 0	-6
4 Juwan Gary	03:27	0-2	0-0	0-0	0 0 0	0 0	0	0	0	0	0 0	-6
Team					1 4 5	0	0	0	0	0	0 0	
Totals		30-77	7-31	14-20	20 35 55	17 20	81	11	10	8	4 2	24

Technical Fouls: NONE

	JSU	Bama
Biggest lead	1 (1 st 19:14)	30 (2 nd 4:02)
Best Scoring Run	8 (2 nd 14:48)	12 (2 nd 18:02)
Lead Changes	8	
Times Tied	2	
Time with Lead	02:10	37:12

Points from Turnovers	JSU	Bama
	10	19
Paint	16	42
Second Chance	9	23
Fast Breaks	6	19
Bench	39	15

Period by Period Scoring	1st	2nd	TOT
JSU	24	33	57
Bama	36	45	81

GAME 2



Official Basketball Box Score - Final
Stanford at Alabama
 11/20/20 Hattah's Cherokee Center, Asheville
 2020-21 Men's Basketball

Game Time: 9:30 PM
 Game Duration: 2:00

Officials: Ted Valentine, Tim Clougherty, Lamar Simpson

Stanford - 82

Record: 1-0

NO. Name	Min	FG M-A	3P M-A	FT M-A	Rebounds OR DR TOT	Fouls PF FD	TP	AS	TO	ST	Blocks BS BA	+/-
3 Zaire Williams	F 28:41	8-15	3-5	0-0	0 8 8	3 1	19	3	6	1	0 2	18
13 Oscar da Silva	F 29:04	6-10	1-2	0-0	2 5 7	5 3	13	3	3	0	3 1	17
14 Spencer Jones	F 30:27	1-4	1-2	0-0	1 7 8	2 0	3	0	2	3	2 0	16
1 Daejon Davis	G 33:43	4-9	1-2	4-5	2 2 4	0 7	13	4	3	1	0 0	14
2 Bryce Wills	G 31:35	7-12	1-2	0-4	0 6 6	2 4	15	2	3	0	0 0	21
11 Jaden Delaire	13:23	1-4	0-0	3-4	1 0 1	2 2	5	2	0	2	0 1	10
22 James Keefe	08:13	1-1	0-0	1-2	0 2 2	1 1	3	1	0	1	0 0	7
10 Max Murrell	07:25	1-1	0-0	4-4	0 2 2	0 2	6	0	1	0	0 0	4
5 Michael O'Connell	04:29	1-1	1-1	0-0	0 0 0	1 0	3	0	2	0	0 0	-1
20 Noah Taitz	03:15	1-2	0-0	0-0	0 0 0	1 0	2	0	0	0	0 0	-4
23 Brandon Angel	03:15	0-1	0-1	0-0	0 1 1	0 0	0	0	0	0	0 0	-4
24 Sam Beskind	01:50	0-0	0-0	0-0	0 0 0	1 0	0	0	0	0	0 0	-4
32 Lukas Kisunas	03:15	0-0	0-0	0-0	0 1 1	0 0	0	0	0	0	0 0	-4
12 Keenan Fitzmorris	01:25	0-0	0-0	0-0	0 0 0	0 0	0	0	0	0	0 0	0
Team					2 5 7	0	2	0	0	0	0 0	
Totals		31-60	8-15	12-19	8 39 47	18 20	82	15	22	8	5 5	18

Technical Fouls: NONE

Alabama - 64

Record: 1-1

NO. Name	Min	FG M-A	3P M-A	FT M-A	Rebounds OR DR TOT	Fouls PF FD	TP	AS	TO	ST	Blocks BS BA	+/-
2 Jordan Bruner	F 19:31	2-4	1-3	3-3	0 3 3	1 4	8	1	0	1	1 0	-6
1 Herbert Jones	G 21:33	4-8	0-0	0-0	1 3 4	4 1	8	2	5	1	1 1	-12
5 Jaden Shackelford	G 22:35	3-13	2-5	2-2	1 2 3	3 4	10	0	2	0	0 0	-20
13 Jahvon Quinerly	G 24:10	6-11	1-3	1-1	0 0 0	3 2	14	2	3	3	0 1	-14
23 John Petty Jr.	G 29:35	3-7	1-4	0-1	3 3 6	3 1	7	0	0	1	1	-18
3 Alex Reese	12:23	2-6	1-4	0-0	0 5 5	1 2	5	1	0	0	1 0	-18
33 James Rojas	19:40	1-6	0-2	1-2	0 3 3	2 1	3	1	1	1	0 2	-1
11 Joshua Primo	18:04	0-2	0-1	0-2	0 2 2	2 1	0	3	2	2	0 0	-7
4 Keon Ellis	17:57	1-3	0-2	1-2	0 1 1	1 2	3	0	2	1	0 0	-2
22 Keon Ambrose-Hylton	04:39	0-0	0-0	0-0	0 1 1	0 0	0	0	0	0	0 0	3
12 Darius Miles	05:09	1-4	1-3	0-0	0 0 0	0 0	0	0	1	1	0 0	1
4 Juwan Gary	03:28	0-1	0-1	1-2	0 0 0	0 1	1	0	0	0	0 0	4
30 Kendall Wall	01:25	1-2	0-1	0-0	2 0 2	0 0	2	0	0	0	0 0	0
Team					0 1 1	0	0	0	0	0	0 0	
Totals		24-67	7-29	9-15	7 24 31	20 18	64	10	15	10	5 5	-18

Technical Fouls: NONE

	STA	ALA
Biggest lead	24 (2 nd 5:55)	4 (1 st 16:55)
Best Scoring Run	10 (2 nd 12:43)	7 (1 st 16:55)
Lead Changes	4	
Times Tied	6	
Time with Lead	33:42	01:35

Points from Turnovers	STA	ALA
	14	21
Paint	38	32
Second Chance	9	4
Fast Breaks	7	14
Bench	19	17

Period by Period Scoring	1st	2nd	TOT
STA	41	41	82
ALA	29	35	64

GAME 3



Official Basketball Box Score - Final
UNLV at Alabama
 12/01/20 Hattah's Cherokee Center, Asheville
 2020-21 Men's Basketball

Game Time: 9:30 PM
 Game Duration: 1:49

Officials: Jeff Clark, Tim Kelly, Keith Fogleman

UNLV - 74

Record: 0-3

NO. Name	Min	FG M-A	3P M-A	FT M-A	Rebounds OR DR TOT	Fouls PF FD	TP	AS	TO	ST	Blocks BS BA	+/-
34 Cheikh Mbacke Diong	F 34:18	1-1	0-0	0-0	1 8 9	1 4	2	0	1	0	1 0	-10
3 Caleb Grill	G 35:57	10-17	7-10	0-0	1 5 6	3 0	27	2	2	3	0 0	-7
5 David Jenkins Jr.	G 24:22	4-14	4-10	0-0	0 0 0	4 2	12	1	2	0	0 0	-8
13 Bryce Hamilton	G 37:53	7-21	1-5	2-2	1 6 7	5 2	17	4	2	2	0 3	-10
31 Marvin Coleman	G 35:48	5-11	0-3	1-2	1 2 3	3 2	11	5	1	0	0 1	-7
1 Moses Wood	22:01	1-4	0-2	0-0	2 6 8	2 0	2	1	1	1	0 0	-9
22 Nick Blake	03:24	0-0	0-0	0-0	0 1 1	0 0	0	0	0	0	0 0	-4
30 Devin Tillis	06:17	1-1	1-1	0-0	0 1 1	1 0	3	0	0	0	0 0	-5
Team					1 1 2	0	1	0	0	0	0 0	
Totals		29-69	13-33	3-4	7 30 37	19 10	74	13	10	6	2 4	-12

Technical Fouls: NONE

Alabama - 86

Record: 2-1

NO. Name	Min	FG M-A	3P M-A	FT M-A	Rebounds OR DR TOT	Fouls PF FD	TP	AS	TO	ST	Blocks BS BA	+/-
2 Jordan Bruner	F 26:16	0-1	0-1	2-2	1 6 7	2 2	2	4	4	2	2 0	10
1 Herbert Jones	G 34:34	7-9	1-3	1-3	1 3 4	3 5	16	2	2	1	0 0	12
5 Jaden Shackelford	G 28:06	4-10	3-7	2-5	0 5 5	0 5	13	4	0	1	0 1	7
13 Jahvon Quinerly	G 30:05	6-11	1-4	6-6	1 3 4	2 3	19	4	2	0	0 0	21
23 John Petty Jr.	G 33:25	7-12	6-10	2-3	0 4 4	0 3	22	6	1	0	1 1	9
11 Joshua Primo	16:33	4-8	3-6	0-0	1 2 3	1 0	11	0	1	0	0 0	-4
3 Alex Reese	14:54	1-6	1-6	0-0	0 5 5	1 1	3	0	0	0	1 0	7
33 James Rojas	16:07	0-3	0-3	0-0	0 3 3	1 0	1	0	1	0	0 0	-2
Team					1 0 1	0	0	0	0	0	0 0	
Totals		29-60	15-40	13-19	5 31 36	10 19	86	21	11	4	4 2	12

Technical Fouls: NONE

	UNL	ALA
Biggest lead	7 (1 st 11:00)	14 (2 ^{nd</}

2020-21 BOX SCORES

GAME 5



Official Basketball Box Score - Final
Clemson at Alabama
 12/19/20 State Farm Arena, Atlanta
 2020-21 Men's Basketball

Game Time: 8:00 PM
 Game Duration: 2:09

Officials: Jamie Luckie, Vlad Voyard-Tadai, Brooks Wehs

Clemson - 64

Record: 5-0

NO.	Name	Min	FG	3P	FT	Rebounds	Fouls	TP	AS	TO	ST	Blocks	+/-
			M-A	M-A	M-A	OR DR TOT	PF FD					BS BA	
1	Jonathan Baehre	F 19:17	4-9	0-2	0-0	2 6 8	2 0	8	1	1	0	2 0	13
25	Amir Simms	F 22:09	3-4	0-0	0-0	0 5 5	3 0	6	3	6	0	0 0	2
0	Clyde Trapp	G 22:14	2-5	0-2	0-2	1 4 5	1 4	4	2	3	1	0 0	8
2	Al-Amir Dawes	G 31:30	4-9	1-5	1-3	2 2 4	1 3	10	3	1	1	1 0	8
15	John Newman III	G 27:27	2-5	1-3	0-0	0 5 5	3 2	5	0	5	1	1 0	6
10	Olivier-Maxence Prosper	G 18:13	2-4	1-2	0-1	2 3 5	2 2	5	1	1	1	2 0	-2
24	PJ Hall	G 13:20	2-4	0-0	0-0	1 1 2	1 0	4	0	1	1	2 0	-3
5	Hunter Tyson	G 06:27	3-3	1-1	2-3	0 1 1	0 2	9	0	0	0	0 0	0
3	Chase Hunter	G 15:16	1-6	0-0	2-2	0 1 1	0 1	4	0	0	1	1 1	4
4	Nick Honor	G 19:56	4-8	1-4	0-0	1 0 1	3 2	9	3	1	1	0 0	-1
12	Kyle Hemerway	G 04:11	0-0	0-0	0-0	0 1 1	1 0	0	0	0	0	0 0	-1
Team						3 2 5		0	1				
Totals			27:57	5-19	5-11	12 31 43	17 16	64	13	21	8	7 1	8

Technical Fouls: NONE

Alabama - 56

Record: 3-2

NO.	Name	Min	FG	3P	FT	Rebounds	Fouls	TP	AS	TO	ST	Blocks	+/-
			M-A	M-A	M-A	OR DR TOT	PF FD					BS BA	
2	Jordan Bruner	F 23:42	1-4	1-3	0-0	0 2 2	1 2	3	1	0	5	1 0	-4
1	Herbert Jones	G 30:30	3-9	0-2	11-12	0 4 4	3 6	17	2	2	3	0 1	-12
5	Jaden Shackelford	G 27:29	2-8	0-3	1-2	1 0 1	2 2	5	1	3	2	0 0	-12
13	Jahvon Quinerly	G 27:21	3-10	1-4	0-0	2 1 3	2 1	7	2	3	2	0 2	-11
23	John Petty Jr.	G 32:27	2-10	1-5	5-5	0 4 4	4 3	10	1	1	2	0 2	-3
3	Alex Reese	G 12:33	2-7	0-3	1-2	0 5 5	4 2	1	5	0	2	1 0	1
11	Joshua Primo	G 22:35	3-4	0-1	0-0	0 2 2	1 0	6	0	1	0	0 0	1
4	Juwan Gary	G 02:36	0-0	0-0	0-0	0 0 0	1 0	0	0	0	0	0 0	3
14	Keon Ellis	G 05:23	0-1	0-0	0-0	0 1 1	0 0	0	0	1	1	0 0	-5
22	Keon Ambrose-Hylton	G 03:07	0-0	0-0	0-0	0 0 0	0 0	0	0	0	0	0 0	-8
33	James Rojas	G 12:17	1-3	0-1	1-1	1 1 2	1 2	3	1	2	1	0 0	-1
Team						4 0 4		0	0				
Totals			17:56	3-22	19-22	8 20 28	17 17	56	8	15	17	1 7	-8

Technical Fouls: Reese 1st 6:41

		Clem	Bama
Biggest lead		12 (2 nd 9:36)	1 (1 st 13:28)
Best Scoring Run		10 (2 nd 17:28)	9 (2 nd 7:51)
Lead Changes		6	
Times Tied		1	
Time with Lead		36:48	01:23

		1 st FG%	2 nd FG%	3P%	FT%
Shooting By Period		9-29 31.0%	3-10 30.0%	5-9 55.6%	14-29 48.3%
1 st FG%		3-10 30.0%	5-9 55.6%	14-29 48.3%	2-9 22.2%
2 nd FG%		3-10 30.0%	5-9 55.6%	14-29 48.3%	2-9 22.2%
3P%		3-10 30.0%	5-9 55.6%	14-29 48.3%	2-9 22.2%
FT%		3-10 30.0%	5-9 55.6%	14-29 48.3%	2-9 22.2%
GM FG%		3-10 30.0%	5-9 55.6%	14-29 48.3%	2-9 22.2%
Dead Ball Rebounds:		2 0			

Dead Ball Rebounds: 2 0

GAME 6



Official Basketball Box Score - Final
Furman at Alabama
 12/15/20 Coleman Coliseum, Tuscaloosa
 2020-21 Men's Basketball

Game Time: 8:00 PM
 Game Duration: 2:09
 Attendance: 2,055

Officials: Tony Greene, Gerry Pollard, Brent Hampton

Furman - 80

Record: 5-2

NO.	Name	Min	FG	3P	FT	Rebounds	Fouls	TP	AS	TO	ST	Blocks	+/-
			M-A	M-A	M-A	OR DR TOT	PF FD					BS BA	
4	Noah Gurley	F 35:37	4-8	2-4	5-6	0 3 3	1 3	15	0	2	0	1 1	-15
20	Jalen Slawson	F 29:38	1-3	0-1	1-2	1 5 6	4 2	3	5	1	0	0 0	-7
45	Clay Mounce	F 16:29	8-11	4-7	1-1	0 2 2	5 3	21	2	1	0	0 0	15
3	Mike Bothwell	G 33:17	8-19	5-11	2-2	0 6 6	4 2	23	2	2	2	0 2	4
10	Alex Hunter	G 37:04	2-10	1-9	0-0	1 2 3	1 2	5	3	2	3	0 0	-11
1	Jaylon Pugh	22:37	1-3	1-3	0-0	0 1 1	3 2	3	1	0	1	0 1	-7
13	Garrett Hian	10:50	1-1	0-0	2-2	2 1 3	1 1	4	2	1	0	0 0	2
22	Joe Anderson	06:24	1-2	0-1	0-0	0 1 1	0 0	2	1	0	2	0 0	4
5	Marcus Foster	08:04	2-2	0-0	0-0	0 1 1	1 0	4	0	0	0	0 0	0
Team						1 1 2		0	1				
Totals			28:59	13-36	11-13	5 23 28	21 14	80	16	10	8	1 4	-3

Technical Fouls: NONE

Alabama - 83

Record: 4-2

NO.	Name	Min	FG	3P	FT	Rebounds	Fouls	TP	AS	TO	ST	Blocks	+/-
			M-A	M-A	M-A	OR DR TOT	PF FD					BS BA	
2	Jordan Bruner	F 18:36	4-6	1-2	0-0	4 2 6	1 0	9	2	0	1	2 0	3
1	Herbert Jones	G 32:39	7-16	2-2	2-4	7 5 12	1 2	18	4	2	0	2 0	-1
5	Jaden Shackelford	G 28:21	4-9	1-5	4-8	1 3 4	3 6	13	1	3	1	0 0	9
13	Jahvon Quinerly	G 16:37	1-2	1-1	0-0	0 0 0	2 1	3	3	0	0	0 0	-2
23	John Petty Jr.	G 35:06	2-9	0-6	2-4	1 5 6	2 3	6	6	2	1	0 0	12
11	Joshua Primo	22:18	2-6	1-5	0-1	0 2 2	2 1	5	1	1	0	0 0	1
33	James Rojas	19:48	3-6	2-3	3-4	3 4 7	4 2	11	0	2	2	0 1	3
3	Alex Reese	11:30	2-5	2-5	0-0	0 0 0	1 2	6	1	0	0	0 0	-7
14	Keon Ellis	07:22	1-3	0-2	0-0	0 0 0	0 0	2	1	0	0	0 0	-12
4	Juwan Gary	07:43	4-5	0-0	2-4	1 2 3	0 2	10	0	0	0	0 0	9
Team						4 5 9		0	0				
Totals			30:67	10-31	13-25	21 28 49	14 21	83	19	10	5	4 1	3

Technical Fouls: NONE

		Furman	Bama
Biggest lead		16 (1 st 8:21)	5 (2 nd 0:35)
Best Scoring Run		9 (1 st 10:59)	8 (2 nd 0:35)
Lead Changes		1	
Times Tied		2	
Time with Lead		37:12	01:18

Points from	Furman	Bama
Turnovers	12	11
Paint	28	40
Second Chance	3	24
Fast Breaks	8	10
Bench	13	34

		Period by Period Scoring
		1st 2nd TOT
Furman		47 33 80
Bama		37 46 83

GAME 7



Official Basketball Box Score - Final
Western Ky. at Alabama
 12/19/20 Coleman Coliseum, Tuscaloosa
 2020-21 Men's Basketball

Game Time: 1:00 PM
 Game Duration: 2:14
 Attendance: 2,055

Officials: Doug Shows, Byron Jarratt, Mike Nance

Western Ky. - 73

Record: 6-2

NO.	Name	Min	FG	3P	FT	Rebounds	Fouls	TP	AS	TO	ST	Blocks	+/-
			M-A	M-A	M-A	OR DR TOT	PF FD					BS BA	
22	Carson Williams	F 22:35	2-8	0-2	1-3	4 2 6	1 4	5	0	1	0	1 0	4
23	Charles Bassey	C 33:35	11-14	0-0	5-8	5 7 12	3 4	27	1	2	1	1 1	-3
4	Josh Anderson	G 31:12	3-10	0-2	0-0	0 4 4	3 1	6	1	2	3	1 0	6
11	Taveion Hollingsworth	G 15:50	1-3	0-0	2-2	0 1 1	4 1	4	1	5	2	0 0	6
21	Kenny Cooper	G 08:07	0-3	0-1	0-0	0 1 1	4 0	0	0	0	0	0 0	3
20	Dayvion McKnight	G 27:32	2-6	0-0	0-0	1 4 5	4 0	4	6	3	2	0 1	-2
3	Jordan Rawls	G 30:01	6-14	2-5	6-6	1 0 1	1 3	20	0	3	3	0 0	-1
14	Luke Frampton	G 19:43	1-1	0-0	2-2	0 1 1	1 3	4	1	0	0	0 0	-6
2	Kevin Osawe	G 09:11	1-1	1-1	0-0	0 0 0	0 0	1	3	0	0	0 0	1
1	Kyle Milton	G 02:14	0-0	0-0	0-0	0 0 0	0 1	0	0	0	0	0 0	2
Team						2 5 7		0	1				
Totals			27:60	3-11	16-21	13 25 38	23 16	73	10	17	11	3 3	2

Technical Fouls: NONE

Alabama - 71

Record: 4-3

NO.	Name	Min	FG	3P	FT	Rebounds	Fouls	TP	AS	TO	ST	Blocks	BS	+/-
			M-A	M-A	M-A	OR DR TOT	PF FD					BS BA		
2	Jordan Bruner	F 27:47	4-8	1-4	5-6	3 3 6	2 4	14	0	2	1	1 0	5	
33	James Rojas	F 10:00	0-2	0-2	0-0	0 1 1	4 2	0	0	1	1	0 0	-5	
1	Herbert Jones	G 32:41	6-10	1-1	3-4	1 3 4	3 5	16	0	3	1	0 0	1	
5	Jaden Shackelford	G 33:27	2-9	1-5	7-8	1 3 4	1 6	12	1	0	1	0 2	-2	
23	John Petty Jr.	G 34:10	3-10	2-7	1-2	2 5 7	1 2	9	3	3	4	0 0	1	
3	Alex Reese	G 07:14	0-4	0-2	0-0	0 0 0	0 0	0	0	1	0	0 0	-2	
11	Joshua Primo	G 24:56	2-4	2-3	2-2	2 2 4	3 2	8	0	2	0	1 1	7	
13	Jahvon Quinerly	G 21:01	4-7	0-2	1-2	0 1 1	2 1	9	3	6	0	1 0	-7	
4	Juwan Gary	G 06:45	1-1	0-0	0-0	0 1 1	0 0	2	0	0	0	0 0	-4	
14	Keon Ellis	01:59	0-1	0-0	1-2	1 0 1	0 1	1	0	0	0	0 0	-4	
Team						3 3 6	0	0	1					
Totals			22:56	7:26	20:26	13 22 35	16 23	71	7	19	8	3 3 3	-2	

2020-21 BOX SCORES

GAME 9



Official Basketball Box Score - Final
Ole Miss at Alabama
 12/29/20 Coleman Coliseum, Tuscaloosa
 2020-21 Men's Basketball

Game Time: 8:00 PM
 Game Duration: 2:19
 Attendance: 2,055

Officials: Brian Shey, Joe Lindsay, Steven Anderson

Ole Miss - 64

Record: 5-2 (0-1)

NO. Name	Min	FG	3P	FT	Rebounds	Fouls	TP	AS	TO	ST	Blocks	+/-
M-A	M-A	M-A	M-A	OR DR TOT	PF	BS BA					BS BA	
0 Romello White	F 31:36	6-12	0-0	8-13	3 8 11	3 7	20	0	3	0	1 0	-5
5 KJ Buffen	F 24:13	6-10	0-0	3-3	4 4 8	5 8	15	0	3	2	1 2	-2
1 Austin Crowley	G 10:11	0-2	0-0	0-2	0 2 2	2 2	0	0	0	0	0 0	-13
2 Devontae Shuler	G 27:21	2-11	0-4	4-6	0 0 0	1 3	8	0	3	1	0 1	-12
15 Luis Rodriguez	G 31:39	1-7	0-3	0-2	5 3 8	4 1	2	3	1	2	1 2	-6
11 Matthew Murrell	28:17	2-8	1-4	2-3	0 5 5	1 1	7	0	2	0	0 0	-16
24 Jarkel Joiner	26:07	5-11	0-1	2-2	0 3 3	4 2	12	0	2	0	0 0	-2
21 Robert Allen	11:19	0-1	0-0	0-2	3 1 4	2 1	0	0	2	1	0 0	-11
3 Khadim Sy	05:22	0-2	0-1	0-0	1 1 2	0 0	1	0	0	1	0 0	-7
14 Dimencio Vaughn	01:45	0-0	0-0	0-2	1 0 1	0 1	0	0	0	0	0 0	-7
23 Sammy Hunter	01:10	0-0	0-0	0-0	0 0 0	1 0	0	0	0	0	0 0	-5
12 Shon Robinson	01:00	0-1	0-0	0-0	0 0 0	0 0	0	0	0	0	0 0	-4
Team					2 1 3				0	1		
Totals		22-65	1-13	19-35	19 28 47	23 26	64	3	17	7	3 5	-18

Technical Fouls:NONE

Shooting By Period	1st	2nd	3rd	4th	OT
FG%	11-31 35.5%	1-6 16.7%	11-15 73.3%	11-34 32.4%	0-0 0.0%
3PT%	0-7 0.0%	0-0 0.0%	0-0 0.0%	0-0 0.0%	0-0 0.0%
FT%	8-20 40%	22-65 33.8%	1-13 7.7%	19-35 54.3%	
GM FG%	22-65 33.8%	1-13 7.7%	19-35 54.3%		
Dead Ball Rebounds: 8, 0					

Alabama - 82

Record: 6-3 (1-0)

NO. Name	Min	FG	3P	FT	Rebounds	Fouls	TP	AS	TO	ST	Blocks	+/-
M-A	M-A	M-A	M-A	OR DR TOT	PF	BS BA					BS BA	
2 Jordan Bruner	F 18:25	2-5	1-4	0-0	1 4 5	4 2	5	0	2	1	2 0	11
1 Herbert Jones	G 09:10	1-1	0-0	1-2	1 2 3	5 3	3	2	3	1	1 0	11
5 Jaden Shackelford	G 33:27	3-10	1-7	2-5	2 5 7	0 3	9	4	0	0	0 0	14
11 Joshua Primo	G 24:01	2-8	0-2	2-2	2 4 6	2 4	6	1	0	0	1 4	-9
14 Keon Ellis	G 17:22	2-5	1-4	0-0	2 2 4	3 2	5	3	2	0	0 1	3
13 Jahvon Quinerly	32:06	8-14	3-5	5-10	2 3 5	1 6	24	4	4	1	0 0	2
23 John Petty Jr.	27:04	5-11	3-7	0-0	1 5 6	4 0	13	1	3	0	1 1	12
3 Alex Reese	18:30	3-8	2-7	2-2	1 3 4	1 1	10	2	0	1	1 0	1
4 Juwan Gary	03:43	0-0	0-0	0-0	0 0 0	2 1	0	0	0	1	0 0	5
33 James Rojas	08:59	1-2	0-0	0-1	1 2 3	4 1	2	1	1	1	0 0	2
22 Keon Ambrose-Hylton	02:33	0-0	0-0	0-0	0 0 0	0 0	0	0	0	0	0 0	5
12 Darius Miles	01:10	0-0	0-0	2-2	0 0 0	0 0	1	2	0	0	0 0	5
15 Tyler Barnes	01:10	0-0	0-0	0-0	1 1 0	0 0	0	1	0	0	0 0	5
21 Britton Johnson	01:10	1-1	1-1	0-0	0 0 0	1 0	3	0	0	0	0 0	-5
30 Kendall Wall	01:10	0-0	0-0	0-0	0 0 0	0 0	0	0	0	0	0 0	5
Team					1 1 2				0	0		
Totals		28-65	12-37	14-24	14 32 46	27 23	82	15	15	6	5 3	18

Technical Fouls:Rojas 2nd12:14

OLM	ALA	Points from Turnovers	OLM	ALA
Biggest lead	0 (1 st 20:00)	18 (2 nd 0:32)	18	18
Best Scoring Run	9 (1 st 7:49)	8 (1 st 17:21)	30	32
Lead Changes	0	Second Chance	9	18
Times Tied	0	Fast Breaks	8	10
Time with Lead	00:00	Bench	19	54

Shooting By Period	1st	2nd	3rd	4th	OT
FG%	15-32 46.9%	7-17 41.2%	6-10 60%	13-33 39.4%	5-20 25.0%
3PT%	7-17 41.2%	6-10 60%	13-33 39.4%	5-20 25.0%	5-20 25.0%
FT%	8-14 57.1%	12-37 32.4%	14-24 58.3%		
GM FG%	28-65 42.3%	12-37 32.4%	14-24 58.3%		
Dead Ball Rebounds: 5, 0					

GAME 10



Official Basketball Box Score - Final
Alabama at Tennessee
 01/02/21 Thompson-Boling Arena, Knoxville, Tenn.
 2020-21 Tennessee Men's Basketball

Game Time: 6:07 PM
 Game Duration: 2:07
 Attendance: 4,191

Officials: Don Daly, Patrick Evans, Rob Rourke

Alabama - 71

Record: 7-3 (2-0)

NO. Name	Min	FG	3P	FT	Rebounds	Fouls	TP	AS	TO	ST	Blocks	+/-
M-A	M-A	M-A	M-A	OR DR TOT	PF	BS BA					BS BA	
2 Jordan Bruner	F 25:16	3-5	0-1	2-5	1 5 6	3 3	8	0	1	0	3 0	7
1 Herbert Jones	G 33:11	4-13	1-1	2-4	3 5 8	3 4	11	1	3	1	2 3	15
5 Jaden Shackelford	G 24:28	3-5	1-2	2-4	0 1 1	4 3	9	2	0	2	0 0	1
11 Joshua Primo	G 24:28	4-8	3-5	0-0	4 1 5	2 1	11	1	4	0	0 0	7
23 John Petty Jr.	G 31:22	6-7	4-4	1-2	0 6 6	0 1	17	2	0	1	0 0	13
14 Keon Ellis	11:10	1-3	1-1	0-0	1 2 3	1 1	3	0	0	0	0 0	-5
3 Alex Reese	13:43	0-4	0-3	0-0	1 3 4	1 0	0	0	0	0	0 0	0
13 Jahvon Quinerly	26:46	5-14	0-2	2-2	1 1 2	3 3	12	5	2	0	0 0	6
33 James Rojas	09:08	0-3	0-1	0-0	0 3 3	1 0	0	0	2	0	2 5	-5
30 Kendall Wall	00:24	0-0	0-0	0-0	1 1 0	0 0	0	0	0	0	0 0	1
4 Juwan Gary	00:04	0-0	0-0	0-0	0 0 0	0 0	0	0	0	0	0 0	0
Team					2 2 4				0	0		
Totals		26-62	10-20	9-17	13 30 43	18 16	71	11	12	4	5 7	8

Technical Fouls:NONE

Tennessee - 63

Record: 7-1 (1-1)

NO. Name	Min	FG	3P	FT	Rebounds	Fouls	TP	AS	TO	ST	Blocks	+/-
M-A	M-A	M-A	M-A	OR DR TOT	PF	BS BA					BS BA	
10 John Fulkerson	F 25:39	2-5	0-0	3-8	2 3 5	1 4	7	1	1	0	0 0	-2
35 Yves Pons	F 21:05	1-6	1-2	3-4	0 2 2	4 3	6	0	0	0	0 0	5
5 Josiah-Jordan James	G 32:16	1-6	0-3	0-0	2 6 8	3 1	2	1	2	2	0 0	-11
12 Victor Bailey Jr.	G 33:41	4-14	0-5	8-9	5 2 7	2 5	16	2	1	0	0 1	-9
25 Santiago Vescovi	G 33:37	5-15	3-8	0-0	1 3 4	4 1	13	1	1	0	0 3	-3
11 Jaden Springer	05:11	1-3	0-0	1-2	0 1 1	1 1	3	0	1	0	0 0	-1
45 Keon Johnson	30:35	5-12	0-3	2-3	3 5 8	3 0	12	2	2	1	0 0	-4
55 E.J. Anosike	09:58	1-1	0-0	0-0	2 1 3	1 0	2	0	0	0	0 0	-14
00 Davonte Gaines	01:05	0-1	0-0	0-0	0 0 0	0 0	0	0	0	0	0 0	2
13 Olivier Nkamhoua	03:44	1-1	0-0	0-0	1 1 2	0 0	2	0	0	0	0 0	-1
3 Drew Pember	03:09	0-2	0-0	0-0	1 0 1	0 0	0	0	1	0	0 1	-2
Team					1 4 5				0	0		
Totals		21-66	4-21	17-26	18 28 46	16 18	63	7	9	3	7 5	-8

Technical Fouls:Team 1st0:36

ALB	TENN	Points from Turnovers	ALB	TENN
Biggest lead	14 (2 nd 14:19)	4 (1 st 7:41)	11	11
Best Scoring Run	9 (2 nd 17:17)	5 (1 st 16:35)	32	28
Lead Changes	6	Second Chance	10	13
Times Tied	6	Fast Breaks	9	0
Time with Lead	24:43	Bench	15	19

Period by Period Scoring

1st 2nd TOT

ALB 31 40 71

TENN 29 34 63

GAME 11



Official Basketball Box Score - Final
Florida at Alabama
 01/05/21 Coleman Coliseum, Tuscaloosa
 2020-21 Men's Basketball

Game Time: 6:00 PM
 Game Duration: 2:07
 Attendance: 2,055

Officials: Doug Shows, Ben Leno, John Gaffney

Florida - 71

Record: 5-2 (2-1)

NO. Name	Min	FG	3P	FT	Rebounds	Fouls	TP	AS	TO	ST	Blocks	+/-
M-A	M-A	M-A	M-A	OR DR TOT	PF	BS BA					BS BA	
4 Anthony Duruji	F 30:03	3-11	1-3	1-2	3 3 6	1 1	9	1	1	2	0 1	-24
12 Colin Castleston	F 26:13	6-11	0-0	1-3	4 4 8	3 2	13	1	2	0	0 1	-15
1 Tre Mann	G 34:37	4-11	2-4	1-2	2 4 6	2 2	11	6	2	3	0 2	-17
10 Noah Locke	G 30:28	4-11	3-6	0-1	1 1 2	2 4	11	0	1	0	0 0	-13
23 Scottie Lewis	G 19:42	1-6	0-1	0-0	0 1 1	4 0	2	0	3	1	2 1	0
22 Tyree Appleby	30:46	6-12	2-4	4-4	1 4 5	1 6	18	3	3	2	1 1	-15
5 Omar Payne	10:01	1-1	0-0	0-0	0 1 1	3 1	2	0	1	1	1 0	-3
15 Osayi Osilo	05:57	1-1	0-0	1-2	0 0 0	2 1	3	1	0	0	0 0	3
0 Oues Glover	07:17	0-3	0-1	0-0	1 1 2	1 1	0	1	1	0	0 0	-13
44 Nials Lane	02:00	0-0	0-0	0-0	0 0 0	0 0	0	1	0	0	0 0	6
2 Samson Ruzhentsev	01:34	1-1	1-1	0-0	0 0 0	0 0	3	0	0	0	0 0	6
3 Alex Klatisky	00:41	0-0	0-0	0-0	0 0 0	0 0	0	0	0	0	0 0	5
20 Jack May	00:41	0-0	0-0	0-0	0 0 0	0 0	0	0	0	0	0 0	5
Team					3 5 8				0	0		
Totals		27-68	9-20	8-14	15 24 39	19 18	71	14	14	9	4 6	-15

Technical Fouls:NONE

Alabama - 86		Record: 83- 3-0												
NO. Name	Min	FG M-A	3P M-A	FT M-A	Rebounds OR DR TOT	Fouls PF FO	TP	AS	TO	ST	Blocks BS BA	+/-		
2 Jordan Bruner	F 21:09	3-4	0-0	0-0	5 2 7	2 0	6	4	1	3	1 0	10		
1 Herbert Jones	G 22:15	6-16	1-2	3-4	3 2 5	3 5	16	1	2	2	1 2	6		
5 Jaden Shackelford	G 31:25	5-12	2-7	4-4	0 3 3	1 2	16	0	2	0	0 1	15		
11 Joshua Primo	G 19:33	0-4	0-3	0-0	0 2 2	1 1	0	2	4	1	0 0	-6		
23 John Petty Jr.	G 31:08	5-8	1-2	1-1	0 2 2	2 1	12	2	1	1	0 0	14		
3 Alex Reese	14:26	2-4	1-2	0-0	1 2 3	3 0	5	0	0	0	3 0	9		
3 James Rojas	23:53	5-8	0-0	5-9	2 5 7	2 8	15	1	2	1	0 1	23		
4 Keon Ellis	24:10	5-6	3-3	3-3	0 8 8	1 2	18	2	1	2	1 0	30		
14 Jovan Gary	03:37	0-2	0-0	0-0	0 2 0	0 0	0	0	0	0	0 0	-8		
20 Keon Ambrose-Hyton	02:08	0-0	0-0	0-0	0 0 0	1 2	0	0	0	0	0 0	-6		
10 Delaney Heard	01:34	0-1	0-0	0-0	0 1 1	1 0	0	0	0	0	0 0	-6		
15 Terry Barnes	01:34	0-0	0-0	0-0	0 0 0	0 0	0	0	0	0	0 0	-6		
21 Britton Johnson	01:34	0-1	0-1	0-0	0 0 0	0 0	0	0	0	0	0 0	-6		
30 Kendall Wall	01:34	0-1	0-0	0-0	0 0 0	0 0	0	0	0	0	0 0	-6		
Team					3 1 4	0	0	0	0	0				
Totals		31-67	8-20	16-21	15 29 44	18 19	86	12	13	10	6 4	15		

2020-21 BOX SCORES

GAME 13



Official Basketball Box Score - Final
Alabama at Kentucky
 01/22/21 Rupp Arena, Lexington
 2020-21 Men's Basketball

Game Time: 9:00 PM
 Game Duration: 2:17
 Attendance: 3,075

Officials: Tony Greene, Patrick Evans, Terry Wymer

Alabama - 85

Record: 10-3 (5-0)

NO.	Name	Min	FG M-A	3P M-A	FT M-A	Rebounds OR DR TOT	Fouls PF FD	TP	AS	TO	ST	Blocks BS BA	+/-
2	Jordan Bruner	F 19:28	3-7	2-6	0-0	1 1 2	0 0 8	2	0	0	0	0	5
1	Herbert Jones	G 08:22	3-6	2-3	0-0	0 1 1	1 0 8	2	0	0	0	1	4
5	Jaden Shackelford	G 37:32	6-15	2-5	4-5	1 1 2	2 6 18	6	3	0	0	2	19
11	Joshua Primo	G 32:31	4-9	1-3	3-3	1 1 2	3 2 12	1	0	4	1	1	27
23	John Petty Jr.	G 37:29	9-15	4-7	1-1	0 5 5	3 3 23	2	2	0	0	1	17
3	Alex Reese	13:26	3-5	2-4	0-0	1 1 2	5 1 8	1	1	1	2	0	9
14	Keon Ellis	17:31	0-0	0-0	0-0	0 6 6	4 1 1	0	0	2	2	0	-4
33	James Rojas	19:11	1-4	1-2	0-0	2 4 6	4 3 3	1	2	1	0	1	-1
4	Juwan Gary	12:41	2-7	0-0	0-2	4 1 5	1 1 4	0	0	0	1	0	3
15	Tyler Barnes	01:05	0-0	0-0	1-2	0 1 1	0 1 1	1	0	0	0	0	4
12	Darius Miles	00:11	0-0	0-0	0-0	0 0 0	0 0 0	0	0	0	0	0	1
21	Britton Johnson	00:11	0-0	0-0	0-0	0 0 0	0 0 0	0	0	0	0	0	1
22	Keon Ambrose-Hylton	00:11	0-0	0-0	0-0	0 0 0	0 0 0	0	0	0	0	0	1
30	Kendall Wall	00:11	0-0	0-0	0-0	0 0 0	0 0 0	0	0	0	0	0	1
Team						3 1 4		0		1			
Totals			31-68	14-30	9-13	13 23 36	23 18 85	15	11	9	3	9	20

Technical Fouls: NONE

Shooting By Period			
1 st FG%	16-37	43.2%	
3PT%	10-22	45.5%	
FT%	0-2	0%	
2 nd FG%	15-31	48.4%	
3PT%	4-8	50.0%	
FT%	9-11	81.8%	
GM FG%	31-68	45.6%	
3PT%	14-30	46.7%	
FT%	9-13	69.2%	

Dead Ball Rebounds: 2, 1

Kentucky - 65

Record: 4-7 (3-1)

NO.	Name	Min	FG M-A	3P M-A	FT M-A	Rebounds OR DR TOT	Fouls PF FD	TP	AS	TO	ST	Blocks BS BA	+/-
12	Keion Brooks Jr.	F 23:06	4-12	0-2	2-2	3 1 4	3 4 10	0	3	1	1	1	-12
30	Olivier Sarr	F 18:50	1-4	0-0	4-5	2 3 5	1 5 6	2	2	0	0	1	-17
2	Devin Askew	G 35:44	4-9	1-5	3-3	1 2 3	2 2 12	2	3	1	0	0	-21
3	Brandon Boston Jr.	G 25:19	2-7	0-1	1-2	2 3 5	4 2 5	1	1	0	0	1	-23
10	Davion Mintz	G 25:50	2-10	1-4	0-0	2 3 5	0 1 5	1	1	0	0	0	-13
0	Jacob Toppin	24:27	2-6	0-1	1-2	1 5 6	3 2 5	1	1	1	1	0	-4
11	Dontale Allen	23:41	3-8	2-5	0-0	1 5 6	2 1 8	0	4	0	0	0	-6
23	Isaiah Jackson	23:03	3-5	0-0	8-10	3 3 6	3 6 14	0	3	2	7	0	-4
Team						3 1 4		0		1			
Totals			21-61	4-18	19-24	18 26 44	18 23 65	7	19	5	9	3	20

Technical Fouls: NONE

Shooting By Period			
1 st FG%	10-31	32.3%	
3PT%	3-10	30.0%	
FT%	7-10	70%	
2 nd FG%	11-30	36.7%	
3PT%	1-8	12.5%	
FT%	12-14	85.7%	
GM FG%	21-61	34.4%	
3PT%	4-18	22.2%	
FT%	19-24	79.2%	

Dead Ball Rebounds: 3, 0

	ALA	UKY
Biggest lead	20 (2 nd 6:49)	0 (1 st 20:00)
Best Scoring Run	10 (1 st 4:59)	8 (2 nd 5:22)
Lead Changes	0	
Times Tied	1	
Time with Lead	39:17	00:00

Points from	ALA	UKY
Turnovers	28	10
Paint	32	22
Second Chance	11	21
Fast Breaks	9	15
Bench	16	27

Period by Period Scoring			
	1st	2nd	TOT
ALA	42	43	85
UKY	30	35	65

GAME 14

GAME 15

GAME 16



1 Herbert Jones

SENIOR

Guard • 6-8 • 210 • Greensboro, Ala.
Hale County HS

CAREER HIGHS

Points	18	3x, last vs. Furman (12/15/20)
Rebounds	17	vs. LSU (2/15/20)
Assists	7	vs. Samford (12/18/19)
Steals	5	UCF (12/3/17)
Blocks	3	3x, last vs. Ole Miss (2/22/20)
Minutes	45	vs. Florida (1/4/20)
Field Goals	8	vs. Kentucky (1/13/20)
FG Att.	20	vs. Kentucky (1/11/20)
3-Point FG	2	4x, last at Kentucky (1/12/21)
3-Point Att.	3	6x, last at Kentucky (1/12/21)
Free Throws	11	vs. Clemson (12/12/20)
FT Att.	16	vs. Appalachian State (11/11/18)

2020-21 SEASON HIGHS

Points	19	at Auburn (1/9/21)
Rebounds	12	2x, last vs. Furman (12/15/20)
Assists	5	vs. Providence (12/2/20)
Steals	5	at Auburn (1/9/21)
Blocks	2	4x, last at Auburn (1/9/21)
Minutes	34	vs. UNLV (12/1/20)
Field Goals	7	3x, last at Auburn (1/9/21)
FG Att.	16	2x, last vs. Florida (1/5/21)
3-Point FG	2	2x, last at Kentucky (1/12/21)
3-Point Att.	3	2x, last at Kentucky (1/12/21)
Free Throws	11	vs. Clemson (12/12/20)
FT Att.	12	vs. Clemson (12/12/20)

MISCELLANEOUS STATS

CATEGORY	2020-21	CAREER
Double-digit scoring	9	28
20+ point games		
Double-digit rebounding	2	6
Double-doubles	2	5
Led UA in scoring	4	6
Led UA in rebounding	6	21
Led UA in three-pointers	1	1
Led UA in assists	2	23
Led UA in steals	4	32
Led UA in blocks	5	22
5+ assist games	1	3
3+ three-pointers		
3+ steal games	2	17
3+ block games		3

2020-21 SEASON HIGHLIGHTS

- Named to 2020 SEC All-Defensive Team
- Injured left finger at Kentucky and considered day-to-day
- One of the top defensive players in the SEC and entire nation
- Leads team in Blue Collar Points (271.5) and Hard Hat Awards (7)
- Team's leader in rebounding, three-point shooting, deflections (43), floor dives (10) and charges taken (4)
- Has reached double figures in nine of 13 games this season
- Collected first double-double of the year and fourth of his career with 12 pts and 12 rebs in season opening win vs. Jacksonville State (11/25)
- Second double-double came against Furman (12/15) when he tied his career high of 18 points to go along with 12 boards
- Had a career-best 19 points and tied career high with five steals to go along with eight boards in the win at Auburn (1/9)
- Scored 17 points including a career-best 11 free throws, going 11-of-12 from the charity stripe, vs. Clemson (12/12)
- Had 16 points on 7-of-9 shooting from the field in the win over UNLV (12/1)
- Team's top defensive player who last season led UA with 593 Blue Collar Points, 16 Hard Hat Awards, 22 charges taken, 84 deflections and 31 floor dives despite missing what was essentially five games (played just 9 mins in season-opener vs. Penn before exiting with an elbow injury)



JONES' 2020-21 GAME-BY-GAME STATS

Opponent	Date	Min	FG-FGA	3FG-FGA	FT-FTA	Off-Def-Tot	PF	A	TO	Stl	Blk	Pts
Jacksonville State	11/25	25	3-11	1-2	5-6	5-7-12	3	0	0	1	2	12
vs. Stanford	11/30	22	4-8	0-0	0-0	1-3-4	4	2	5	1	1	8
vs. UNLV	12/1	34	7-9	1-3	1-3	1-3-4	3	2	2	1	0	16
vs. Providence	12/2	33	4-8	1-1	2-2	3-5-8	3	5	5	2	0	11
vs. Clemson	12/12	30	3-9	0-2	11-12	0-4-4	3	2	2	3	0	17
Furman	12/15	32	7-16	2-2	2-4	7-5-12	1	4	2	0	2	18
Western Kentucky	12/19	33	6-10	1-1	3-4	1-3-4	3	0	3	1	0	16
ETSU	12/22	25	2-7	0-2	4-5	3-3-6	4	2	3	2	2	8
Ole Miss*	12/29	9	1-1	0-0	1-2	1-2-3	5	2	3	1	1	3
at Tennessee*	1/2	33	4-13	1-1	2-4	3-5-8	3	1	3	1	2	11
Florida*	1/5	22	6-16	1-2	3-4	3-2-5	3	1	2	2	1	16
at Auburn*	1/9	34	7-9	0-0	5-5	2-6-8	4	2	4	5	2	19
at Kentucky*	1/12	8	3-6	2-3	0-0	0-1-1	1	2	0	0	0	8

* indicates Southeastern Conference opponent

				Field Goals		3-Point		F-Throws		Rebounds				Scoring						
SEASON	TEAM	GP-GS	MIN/AVG	FG-FGA	FG%	3FG-FGA	3FG%	FT-FTA	FT%	OFF	DEF	TOT	AVG	PF-FO	AST	TO	BLK	STL	PTS	AVG
2017-18	Bama	35-13	741/21.2	58-142	.408	7-26	.269	24-48	.500	29	92	121	3.5	94-4	48	56	22	44	147	4.2
2018-19	Bama	34-29	719/21.1	79-187	.422	6-21	.286	52-105	.495	38	81	119	3.5	94-4	67	67	20	32	216	6.4
2019-20	Bama	27-26	716/26.5	74-153	.484	1-14	.071	65-104	.625	55	118	173	6.4	97-8	62	50	19	34	214	7.9
2020-21	Bama	13-13	341/26.2	57-123	.463	10-19	.526	39-51	.765	30	49	79	6.1	40-1	25	34	13	20	163	12.5
TOTAL		109-81	2517/23.1	268-605	.443	24-80	.300	180-308	.584	152	340	492	4.5	325-17	202	207	74	130	740	6.8



2 Jordan Bruner

GRADUATE

Forward • 6-10 • 225 • Columbia, S.C.
Spring Valley HS/ Yale

CAREER HIGHS

Points	25	Hartford (1/2/17)
Rebounds	15	3x, last at UNC (12/30/19)
Assists	10	at Cornell (2/21/20)
Steals	5	vs. Clemson (12/12/20)
Blocks	7	Sienna (11/20/19)
Minutes	44	Sienna (11/20/19)
Field Goals	8	2x, last at UMass (12/11/19)
FG Att.	15	vs. LSU (3/21/19)
3-Point FG	5	Albany (12/4/19)
3-Point Att.	8	vs. LSU (3/21/19)
Free Throws	8	Hartford (1/2/17)
FT Att.	13	Hartford (1/2/17)

2020-21 SEASON HIGHS

Points	20	at Auburn (1/9/21)
Rebounds	8	ETSU (12/22/20)
Assists	4	4x, last at Auburn (1/9/21)
Steals	5	vs. Clemson (12/12/20)
Blocks	3	at Tennessee (1/2/21)
Minutes	28	Western Kentucky (12/19/20)
Field Goals	4	2x, last vs. Western Ky. (12/19/20)
FG Att.	8	Western Kentucky (12/19/20)
3-Point FG	3	at Auburn (1/9/21)
3-Point Att.	6	at Kentucky (1/12/21)
Free Throws	5	Western Kentucky (12/19/20)
FT Att.	6	Western Kentucky (12/19/20)

MISCELLANEOUS STATS

CATEGORY	2020-21	CAREER
Double-digit scoring	2	46
20+ point games	1	4
Double-digit rebounding		18
Double-doubles		12
Led team in scoring		NA
Led team in rebounding	3	3
Led team in three-pointers	1	1
Led team in assists	2	2
Led team in steals	5	5
Led team in blocks	7	7
5+ assist games		13
3+ three-pointers		6
3+ steal games	3	8
3+ block games		14

2020-21 SEASON HIGHLIGHTS

- Graduate transfer from Yale
- Out indefinitely with injured right meniscus; has surgery on Jan. 13 and expected to make a full recovery and return to the lineup later this season
- At the time of his injury, he led the team in steals, which includes a career-best five steals vs. Clemson (12/12), and blocks
- Collected a season-high 20 points to go along with seven rebounds, four assists and three steals at Auburn (1/9)
- Scored 14 points to go along with six boards vs. Western Kentucky (12/19)
- Collected eight points, six rebounds and a season-best three blocks at Tennessee (1/2)
- Had nine points and six rebounds to go along with a pair of assists and blocked shots vs. Furman (12/15)
- Earned First Team All-Ivy League and Academic All-Ivy League a year ago
- Became the first Bulldog to ever post a triple double when he had 14 points, 11 rebounds and 10 assists in a victory at Cornell (week of Feb. 22, 2020), earning him Ivy League Player of the Week honors
- Named First Team All-Ivy League in 2020 after averaging 10.9 points a contest and leading the conference at 9.2 rebounds per game
- Ranked among the conference leaders with 1.7 blocks a game (3rd) and 3.8 assists per contest (4th)
- Appeared in 83 total games at Yale making 53 starts across his three seasons from 2016-17 through the 2019-20 campaign
- Missed the 2017-18 campaign due to an injury



BRUNER'S 2020-21 GAME-BY-GAME STATS

Opponent	Date	Min	FG-FGA	3FG-FGA	FT-FTA	Off-Def-Tot	PF	A	TO	Stl	Blk	Pts
Jacksonville State	11/25	16	2-6	0-0	0-0	3-1-4	3	1	0	0	1	4
vs. Stanford	11/30	20	2-4	1-3	3-3	0-3-3	1	1	0	1	1	8
vs. UNLV	12/1	26	0-1	0-1	2-2	1-6-7	2	4	4	2	2	2
vs. Providence	12/2	21	3-5	1-2	0-0	3-4-7	2	0	0	1	0	7
vs. Clemson	12/12	24	1-4	1-3	0-0	0-2-2	1	1	0	5	1	3
Furman	12/15	18	4-6	1-2	0-0	4-2-6	1	2	0	1	2	9
Western Kentucky	12/19	28	4-8	1-4	5-6	3-3-6	2	0	2	1	1	14
ETSU	12/22	22	2-4	1-2	3-4	3-5-8	0	4	0	2	1	8
Ole Miss*	12/29	18	2-5	1-4	0-0	1-4-5	4	0	2	1	2	5
at Tennessee*	1/2	25	3-5	0-1	2-5	1-5-6	3	0	1	0	3	8
Florida*	1/5	21	3-4	0-0	0-0	5-2-7	2	4	1	3	1	6
at Auburn*	1/9	27	3-6	3-5	3-5	5-2-7	2	4	1	3	1	20
at Kentucky*	1/12	19	3-7	2-6	0-0	1-1-2	0	2	0	0	0	8

* indicates Southeastern Conference opponent

				Field Goals		3-Point		F-Throws		Rebounds				Scoring						
SEASON	TEAM	GP-GS	MIN/AVG	FG-FGA	FG%	3FG-FGA	3FG%	FT-FTA	FT%	OFF	DEF	TOT	AVG	PF-FO	AST	TO	BLK	STL	PTS	AVG
2016-17	Yale	25-0	560/22.4	78-152	.513	12-40	.300	43-66	.652	43	97	140	5.6	48-0	31	38	55	9	211	8.4
2018-19	Yale	30-30	840/28.0	121-237	.511	22-79	.278	47-64	.734	63	187	250	8.3	56-1	89	57	46	30	311	10.4
2019-20	Yale	28-28	906/32.4	112-253	.443	32-99	.323	49-64	.766	50	207	257	9.2	49-1	106	71	48	29	305	10.9
2020-21	Bama	13-13	286/22.0	36-71	.507	12-37	.324	18-25	.720	30	39	69	5.3	23-0	23	12	16	20	102	7.8
TOTAL FOR Bama		13-13	286/22.0	36-71	.507	12-37	.324	18-25	.720	30	39	69	5.3	23-0	23	12	16	20	102	7.8
TOTAL		96-71	2592/27.0	347-713	.487	78-255	.306	157-219	.717	186	530	716	7.5	176-2	249	178	165	88	929	9.7



3 Alex Reese

SENIOR

Forward • 6-9 • 230 • Pelham, Ala.
Pelham HS

CAREER HIGHS

Points	19	vs. Wichita State (11/18/18)
Rebounds	10	vs. South Carolina (2/29/20)
Assists	4	vs. Rhode Island (11/15/19)
Steals	4	2x, last vs. Penn (11/5/19)
Blocks	3	3x, last vs. Florida (1/5/21)
Minutes	30	2x, last vs. Auburn (2/12/20)
Field Goals	7	vs. LSU (1/29/20)
FG Att.	14	3x, last vs. Auburn (2/12/20)
3-Point FG	5	vs. Norfolk State (3/20/19)
3-Point Att.	10	2x, last vs. Auburn (2/12/20)
Free Throws	9	vs. Wichita State (11/18/18)
FT Att.	10	vs. Wichita State (11/18/18)

2020-21 SEASON HIGHS

Points	10	Ole Miss (12/29/20)
Rebounds	5	3x, last vs. Clemson (12/12/20)
Assists	2	2x, last vs. Ole Miss (12/29/20)
Steals	1	4x, last at Auburn (1/9/21)
Blocks	3	vs. Florida (1/5/21)
Minutes	18	Ole Miss (12/29/20)
Field Goals	3	3x, last at Kentucky (1/12/21)
FG Att.	8	vs. ETSU (12/22/20)
3-Point FG	2	4x, last at Kentucky (1/12/21)
3-Point Att.	7	Ole Miss (12/29/20)
Free Throws	2	Ole Miss (12/29/20)
FT Att.	2	2x, last vs. Ole Miss (12/29/20)

MISCELLANEOUS STATS

CATEGORY	2020-21	CAREER
Double-digit scoring	1	22
20+ point games		
Double-digit rebounding		1
Double-doubles		
Led UA in scoring		2
Led UA in rebounding	1	8
Led UA in three-pointers	1	15
Led UA in assists		2
Led UA in steals	1	11
Led UA in blocks	2	18
5+ assist games		
3+ three-pointers		10
3+ steal games		2
3+ block games	1	3

2020-21 SEASON HIGHLIGHTS

- Scored a season-high 10 points to go along with four rebounds and a pair of assists vs. Ole Miss (12/29)
- Collected eight rebounds, two rebounds and two blocked shots in the win at Kentucky (1/12)
- Played in 31 games and made a career-high 26 starts on the year
- Led the team in blocked shots (30), was third in rebounding (4.8 rpg) and fourth in scoring (8.8 ppg) and three-pointers made (51)



REESE'S 2020-21 GAME-BY-GAME STATS

Opponent	Date	Min	FG-FGA	3FG-FGA	FT-FTA	Off-Def-Tot	PF	A	TO	Stl	Blk	Pts
Jacksonville State	11/25	13	0-4	0-4	0-0	0-1-1	0	0	2	0	0	0
vs. Stanford	11/30	12	2-6	1-4	0-1	0-5-5	1	1	0	0	1	5
vs. UNLV	12/1	15	1-6	1-6	0-0	0-5-5	1	0	0	0	1	3
vs. Providence	12/2	17	2-4	2-4	0-0	0-2-2	2	0	1	1	0	6
vs. Clemson	12/12	13	2-7	0-3	1-2	0-5-5	2	0	2	1	0	5
Furman	12/15	11	2-5	2-5	0-0	0-0-0	1	1	0	0	0	6
Western Kentucky	12/19	7	0-4	0-2	0-0	0-0-0	0	0	1	0	0	0
ETSU	12/22	17	3-8	1-5	0-0	1-1-2	0	2	0	0	0	7
Ole Miss*	12/29	18	3-8	2-7	2-2	1-3-4	1	2	0	1	1	10
at Tennessee*	1/2	14	0-4	0-3	0-0	1-3-4	0	0	0	0	0	0
Florida*	1/5	14	2-4	1-2	0-0	1-2-3	3	0	0	0	3	5
at Auburn*	1/9	12	1-3	1-3	0-0	0-1-1	1	1	0	1	0	3
at Kentucky*	1/12	13	3-5	2-4	0-0	1-1-2	5	1	1	1	2	8

* indicates Southeastern Conference opponent

SEASON	TEAM	GP-GS	MIN/AVG	Field Goals		3-Point		F-Throws		Rebounds				Scoring						
				FG-FGA	FG%	3FG-FGA	3FG%	FT-FTA	FT%	OFF	DEF	TOT	AVG	PF-FO	AST	TO	BLK	STL	PTS	AVG
2017-18	Bama	32-1	370/11.6	46-118	.390	24-74	.324	11-14	.786	22	67	89	2.8	33-0	9	21	7	15	127	4.0
2018-19	Bama	28-0	372/13.3	56-139	.403	27-72	.375	37-49	.755	25	46	71	2.5	31-0	13	25	12	10	176	6.3
2019-20	Bama	31-26	705/22.7	95-243	.391	51-171	.298	32-48	.667	33	117	150	4.8	55-2	33	48	30	13	273	8.8
2020-21	Bama	13-0	178/13.7	21-68	.309	13-52	.250	3-4	.750	5	29	34	2.6	18-1	8	7	8	5	58	4.5
TOTAL		104-27	1625/15.6	218-568	.384	115-369	.312	83-115	.722	85	259	344	3.3	137-3	63	101	57	43	634	6.1



4 Juwan Gary

R-FRESHMAN

Forward • 6-6 • 218 • Columbia, S.C.
Liberty Heights/West Charlotte HS

CAREER HIGHS

Points	10	Furman (12/15/20)
Rebounds	5	at Kentucky (1/12/21)
Assists		
Steals	1	3x, last at Kentucky (1/12/21)
Blocks	1	ETSU (12/22/20)
Minutes	16	ETSU (12/22/20)
Field Goals	4	Furman (12/15/20)
FG Att.	7	at Kentucky (1/12/21)
3-Point FG		
3-Point Att.	2	at Auburn (1/9/21)
Free Throws	2	2x, last at Kentucky (1/12/21)
FT Att.	4	Furman (12/15/20)

2020-21 SEASON HIGHS

Points	10	Furman (12/15/20)
Rebounds	5	at Kentucky (1/12/21)
Assists		
Steals	1	3x, last at Kentucky (1/12/21)
Blocks	1	ETSU (12/22/20)
Minutes	16	ETSU (12/22/20)
Field Goals	4	Furman (12/15/20)
FG Att.	7	at Kentucky (1/12/21)
3-Point FG		
3-Point Att.	2	at Auburn (1/9/21)
Free Throws	2	2x, last at Kentucky (1/12/21)
FT Att.	4	Furman (12/15/20)

MISCELLANEOUS STATS

CATEGORY	2020-21	CAREER
Double-digit scoring	1	1
20+ scoring games		
Double-digit rebounding		
Double-doubles		
Led UA in scoring		
Led UA in rebounding		
Led UA in three-pointers		
Led UA in assists		
Led UA in steals	1	1
Led UA in blocks		
5+ assist games		
3+ three-pointer		
3+ steal games		
3+ block games		

2020-21 SEASON HIGHLIGHTS

- Had his best game when he collected 10 points and three rebounds in just eight minutes of work vs. Furman (12/15)
- Collected four points and season-best five rebounds in 13 minutes of work in the win at Kentucky (1/12)
- Suffered a season-ending knee injury prior to the start of the 2019-20 campaign and reshirted
- Has seen action in just four games as he continues to improve his conditioning coming off the injury



GARY'S 2020-21 GAME-BY-GAME STATS

Opponent	Date	Min	FG-FGA	3FG-FGA	FT-FTA	Off-Def-Tot	PF	A	TO	Stl	Blk	Pts
Jacksonville State	11/25	3	0-2	0-0	0-0	0-0-0	0	0	0	0	0	0
vs. Stanford	11/30	3	0-1	0-1	1-2	0-0-0	0	0	0	0	0	1
vs. UNLV	12/1				DNP							
vs. Providence	12/2	2	0-0	0-0	0-0	0-1-1	0	0	0	0	0	0
vs. Clemson	12/12	3	0-0	0-0	0-0	0-0-0	0	0	0	0	0	0
Furman	12/15	8	4-5	0-0	2-4	1-2-3	0	0	0	0	0	10
Western Kentucky	12/19	7	1-1	0-0	0-0	0-1-1	0	0	0	0	0	2
ETSU	12/22	16	3-5	0-0	0-2	1-3-4	2	0	1	1	1	6
Ole Miss*	12/29	4	0-0	0-0	0-0	0-0-0	2	0	0	1	0	0
at Tennessee*	1/2	1	0-0	0-0	0-0	0-0-0	0	0	0	0	0	0
Florida*	1/5	4	0-2	0-0	0-0	1-1-2	0	0	0	0	0	0
at Auburn*	1/9	2	0-2	0-2	0-0	0-0-0	1	0	1	0	0	0
at Kentucky*	1/12	13	2-7	0-0	0-2	4-1-5	1	0	0	1	0	4

* indicates Southeastern Conference opponent

				Field Goals		3-Point		F-Throws		Rebounds				Scoring						
SEASON	TEAM	GP-GS	MIN/AVG	FG-FGA	FG%	3FG-FGA	3FG%	FT-FTA	FT%	OFF	DEF	TOT	AVG	PF-FO	AST	TO	BLK	STL	PTS	AVG
2020-21	Bama	12-0	63/5.3	10-25	.400	0-3	.000	3-10	.300	7	9	16	1.3	7-0	0	2	1	3	23	1.9
TOTAL		12-0	63/5.3	10-25	.400	0-3	.000	3-10	.300	7	9	16	1.3	7-0	0	2	1	3	23	1.9



5 Jaden Shackelford

SOPHOMORE

Guard • 6-3 • 200 • Hesperia Calif.
Hesperia HS

CAREER HIGHS

Points	28	3x, last vs. Auburn (2/12/20)
Rebounds	12	Jacksonville State (11/25/20)
Assists	6	at Kentucky (1/12/21)
Steals	3	Furman (11/19/19)
Blocks	2	vs. South Carolina (2/29/20)
Minutes	42	Auburn (2/12/20)
Field Goals	11	Arkansas (2/1/20)
FG Att.	23	Auburn (2/12/20)
3-Point FG	8	ETSU (12/22/20)
3-Point Att.	17	Auburn (2/12/20)
Free Throws	10	Stephen F. Austin (12/6/19)
FT Att.	11	Stephen F. Austin (12/6/19)

2020-21 SEASON HIGHS

Points	26	ETSU (12/22/20)
Rebounds	12	Jacksonville State (11/25/20)
Assists	6	at Kentucky (1/12/21)
Steals	2	3x, last at Tennessee (1/2/21)
Blocks	1	ETSU (12/22/20)
Minutes	38	at Kentucky (1/12/21)
Field Goals	8	ETSU (12/22/20)
FG Att.	15	2x, last at Kentucky (1/12/21)
3-Point FG	8	ETSU (12/22/20)
3-Point Att.	15	ETSU (12/22/20)
Free Throws	7	Western Kentucky (12/19/20)
FT Att.	10	Western Kentucky (12/19/20)

MISCELLANEOUS STATS

CATEGORY	2020-21	CAREER
Double-digit scoring	10	30
20+ point games	1	8
Double-digit rebounding	1	1
Double-doubles	1	1
Led UA in scoring	3	11
Led UA in rebounding	3	6
Led UA in three-pointers	3	15
Led UA in assists	2	4
Led UA in steals	1	2
Led UA in blocks	2	2
5+ assist games	1	1
3+ three-pointers	3	18
3+ steal games		1
3+ block games		

2020-21 SEASON HIGHLIGHTS

- Leads team in scoring average, double-figure scoring games (10) and three-pointers made and attempted
- Had hit double figured in 24 of his last 27 games played dating back to last season
- Had season high 26 points on a career-best eight three-pointers (8-of-13) in the win over ETSU (12/22)
- Recorded first career double-double with 18 points and 12 rebounds – both team highs – to lead UA past Jacksonville State (11/25)
- Collected 18 points, six rebounds and a career-best six assists in the win at Kentucky (1/12)
- Finished with 16 points in the win over Florida (1/5)
- Burst onto the college basketball scene last year, earning SEC All-Freshman honors
- Finished his rookie campaign averaging 15.0 points per game, which ranked second on the team and 11th in the SEC
- Scored a total of 466 points on the year which is fourth-best by any freshman in program history, trailing only Collin Sexton, James "Hollywood" Robinson and Eddie Phillips
- Led all SEC players with 55 made three-pointers during conference play
- Named the SEC Freshman of the Week and the USBWA National Freshman of the Week for the week of Feb. 17
- His 84 made threes on the year ranks seventh-best in a single-season in the program's record books, while his 235 three-point attempts led the team and was fifth-best in UA history
- Reached double figures in each of his final 15 games of the season and 23 times total which was second-best on the team



SHACKELFORD'S 2020-21 GAME-BY-GAME STATS

Opponent	Date	Min	FG-FGA	3FG-FGA	FT-FTA	Off-Def-Tot	PF	A	TO	Stl	Blk	Pts
Jacksonville State	11/25	26	6-13	1-4	5-5	3-9-12	1	2	2	2	0	18
vs. Stanford	11/30	23	3-13	2-5	2-2	1-2-3	3	0	2	0	0	10
vs. UNLV	12/1	28	4-10	3-7	2-5	0-5-5	0	4	0	1	0	13
vs. Providence	12/2	29	4-11	3-6	4-4	3-3-6	1	1	1	0	0	15
vs. Clemson	12/12	27	2-8	0-3	1-2	1-0-1	2	1	3	2	0	5
Furman	12/15	29	4-9	1-5	4-8	1-3-4	3	1	3	1	0	13
Western Kentucky	12/19	33	2-9	1-5	7-10	1-3-4	1	1	0	1	0	12
ETSU	12/22	36	8-15	8-13	2-5	1-3-4	1	2	1	0	1	26
Ole Miss*	12/29	33	3-10	1-7	2-5	2-5-7	0	4	0	0	0	9
at Tennessee*	1/2	24	3-5	1-2	2-4	0-1-1	4	2	0	2	0	9
Florida*	1/5	31	5-12	2-7	4-4	0-3-3	1	0	2	0	0	16
at Auburn*	1/9	27	4-13	1-5	2-4	1-6-7	2	1	0	1	0	11
at Kentucky*	1/12	38	6-15	2-5	4-5	1-1-2	2	6	3	0	0	18

* indicates Southeastern Conference opponent

SEASON	TEAM	GP-GS	MIN/AVG	Field Goals		3-Point		F-Throws		Rebounds				Scoring						
				FG-FGA	FG%	3FG-FGA	3FG%	FT-FTA	FT%	OFF	DEF	TOT	AVG	PF-FO	AST	TO	BLK	STL	PTS	AVG
2019-20	Bama	31-19	911/29.4	148-358	.413	84-235	.357	86-112	.768	39	100	139	4.5	52-0	44	46	6	17	466	15.0
2020-21	Bama	13-13	385/29.6	54-143	.378	26-74	.351	41-61	.672	15	44	59	4.5	21-0	25	17	1	10	175	13.5
TOTAL		44-32	1296/29.5	202-501	.403	110-309	.356	127-173	.734	54	144	198	4.5	73-0	69	63	7	27	641	14.6



11 Joshua Primo

FRESHMAN

Guard • 6-6 • 190 • Toronto, Ontario
Royal Crown Academic School

CAREER HIGHS

Points	22	at Auburn (1/9/21)
Rebounds	6	Ole Miss (12/29/20)
Assists	3	2x, last at Auburn (1/9/21)
Steals	4	at Kentucky (1/12/21)
Blocks	1	2x, last at Auburn (1/9/21)
Minutes	38	at Auburn (1/9/21)
Field Goals	5	2x, last at Auburn (1/9/21)
FG Att.	17	at Auburn (1/9/21)
3-Point FG	4	at Auburn (1/9/21)
3-Point Att.	8	at Auburn (1/9/21)
Free Throws	8	at Auburn (1/9/21)
FT Att.	8	at Auburn (1/9/21)

2020-21 SEASON HIGHS

Points	22	at Auburn (1/9/21)
Rebounds	6	Ole Miss (12/29/20)
Assists	3	2x, last at Auburn (1/9/21)
Steals	4	at Kentucky (1/12/21)
Blocks	1	2x, last at Auburn (1/9/21)
Minutes	38	at Auburn (1/9/21)
Field Goals	5	2x, last at Auburn (1/9/21)
FG Att.	17	at Auburn (1/9/21)
3-Point FG	4	at Auburn (1/9/21)
3-Point Att.	8	at Auburn (1/9/21)
Free Throws	8	at Auburn (1/9/21)
FT Att.	8	at Auburn (1/9/21)

MISCELLANEOUS STATS

CATEGORY	2020-21	CAREER
Double-digit scoring	5	5
20+ scoring games	1	1
Double-digit rebounding		
Double-doubles		
Led UA in scoring	1	1
Led UA in rebounding		
Led UA in three-pointers	1	1
Led UA in assists	1	1
Led UA in steals	2	2
Led UA in blocks		
5+ assist games		
3+ three-pointer	4	4
3+ steal games	1	1
3+ block games		

2020-21 SEASON HIGHLIGHTS

- Had season high 22 points including career-best marks of 4-of-8 from beyond the arc and 8-of-8 from the free throw line, to go along with five boards and three assists in the win at Auburn (1/9)
- Collected 15 points in 24 minutes of action vs. Providence (12/2), hitting 5-of-9 shots from the field, 3-of-6 from deep and 2-of-4 from the charity stripe
- Scored 12 points – all coming in the final 15 minutes – and had a season-best four steals in the win at Kentucky (1/12)
- Added 11 points to go along with five rebounds in the upset win at No. 7 Tennessee (1/2)
- Scored 11 points on 4-of-8 shooting from the floor including three three-pointers vs. UNLV (12/1)
- Rated as a five-star prospect, the No. 19 overall player and the No. 5 overall combo guard in the 2020 class by 247Sports.com
- Reclassified from a 2021 recruit to the class of 2020 after completing his prep requirements early from Royal Crown International



PRIMO'S 2020-21 GAME-BY-GAME STATS

Opponent	Date	Min	FG-FGA	3FG-FGA	FT-FTA	Off-Def-Tot	PF	A	TO	Stl	Blk	Pts
Jacksonville State	11/25	17	2-4	0-2	1-2	0-3-3	3	1	0	1	0	5
vs. Stanford	11/30	18	0-2	0-1	0-2	0-2-2	2	3	2	2	0	0
vs. UNLV	12/1	17	4-8	3-6	0-0	1-2-3	1	0	1	0	0	11
vs. Providence	12/2	24	5-9	3-6	2-4	1-2-3	4	1	0	1	0	15
vs. Clemson	12/12	23	3-4	0-1	0-0	0-2-2	1	0	1	0	0	6
Furman	12/15	22	2-6	1-5	0-1	0-2-2	2	1	1	0	0	5
Western Kentucky	12/19	25	2-4	2-3	2-2	2-2-4	3	0	2	0	1	8
ETSU	12/22	19	1-5	0-4	1-2	1-2-3	3	0	4	2	0	3
Ole Miss*	12/29	24	2-8	0-2	2-2	2-4-6	2	1	0	0	0	6
at Tennessee*	1/2	25	4-8	3-5	0-0	4-1-5	2	1	4	0	0	11
Florida*	1/5	20	0-4	0-3	0-0	0-2-2	1	2	4	1	0	0
at Auburn*	1/9	38	5-17	4-8	8-8	3-2-5	2	3	5	2	1	22
at Kentucky*	1/12	33	4-9	1-3	3-3	1-1-2	3	1	0	4	1	12

* indicates Southeastern Conference opponent

				Field Goals		3-Point		F-Throws		Rebounds									Scoring	
SEASON	TEAM	GP-GS	MIN/AVG	FG-FGA	FG%	3FG-FGA	3FG%	FT-FTA	FT%	OFF	DEF	TOT	AVG	PF-FO	AST	TO	BLK	STL	PTS	AVG
2020-21	Bama	13-6	307/23.6	34-88	.386	17-49	.347	19-26	.731	15	27	42	3.2	29-0	14	24	3	13	104	8.0
TOTAL		13-6	307/23.6	34-88	.386	17-49	.347	19-26	.731	15	27	42	3.2	29-0	14	24	3	13	104	8.0



12 Darius Miles

FRESHMAN

Forward • 6-6 • 185 • Washington, D.C.
Theodore Roosevelt HS

CAREER HIGHS

Points	3	vs. Stanford (11/30/20)
Rebounds	2	vs. Jacksonville State (11/25/20)
Assists		
Steals	1	vs. Stanford (11/30/20)
Blocks	1	vs. Stanford (11/30/20)
Minutes	5	vs. Stanford (11/30/20)
Field Goals	1	2x, last vs. Stanford (11/30/20)
FG Att.	4	vs. Stanford (11/30/20)
3-Point FG	1	vs. Stanford (11/30/20)
3-Point Att.	3	vs. Stanford (11/30/20)
Free Throws	2	Ole Miss (12/29/20)
FT Att.	2	Ole Miss (12/29/20)

2020-21 SEASON HIGHS

Points	3	vs. Stanford (11/30/20)
Rebounds	2	vs. Jacksonville State (11/25/20)
Assists		
Steals	1	vs. Stanford (11/30/20)
Blocks	1	vs. Stanford (11/30/20)
Minutes	5	vs. Stanford (11/30/20)
Field Goals	1	2x, last vs. Stanford (11/30/20)
FG Att.	4	vs. Stanford (11/30/20)
3-Point FG	1	vs. Stanford (11/30/20)
3-Point Att.	3	vs. Stanford (11/30/20)
Free Throws	2	Ole Miss (12/29/20)
FT Att.	2	Ole Miss (12/29/20)

MISCELLANEOUS STATS

CATEGORY	2020-21	CAREER
Double-digit scoring		
20+ scoring games		
Double-digit rebounding		
Double-doubles		
Led UA in scoring		
Led UA in rebounding		
Led UA in three-pointers		
Led UA in assists		
Led UA in steals		
Led UA in blocks	1	1
5+ assist games		
3+ three-pointer		
3+ steal games		
3+ block games	2	

2020-21 SEASON HIGHLIGHTS

- Rated as a four-star prospect by Rivals and a three-star signee according to 247Sports
- Rivals.com lists him as the 113th best prospect and the 26th best small forward in the nation



MILES' 2020-21 GAME-BY-GAME STATS

Opponent	Date	Min	FG-FGA	3FG-FGA	FT-FTA	Off-Def-Tot	PF	A	TO	Stl	Blk	Pts
Jacksonville State	11/25	4	1-2	0-1	0-0	1-1-2	0	0	1	0	0	2
vs. Stanford	11/30	5	1-4	1-3	0-0	0-0-0	0	0	0	1	1	3
vs. UNLV	12/1				DNP							
vs. Providence	12/2	1	0-0	0-0	0-0	0-0-0	0	0	2	0	0	0
vs. Clemson	12/12				DNP							
Furman	12/15				DNP							
Western Kentucky	12/19				DNP							
ETSU	12/22	2	0-0	0-0	0-0	0-1-1	0	0	1	0	0	0
Ole Miss*	12/29	1	0-0	0-0	2-2	0-0-0	0	0	0	0	0	2
at Tennessee*	1/2				DNP							
Florida*	1/5				DNP							
at Auburn*	1/9				DNP							
at Kentucky*	1/12				DNP							

* indicates Southeastern Conference opponent

				Field Goals		3-Point		F-Throws		Rebounds				Scoring						
SEASON	TEAM	GP-GS	MIN/AVG	FG-FGA	FG%	3FG-FGA	3FG%	FT-FTA	FT%	OFF	DEF	TOT	AVG	PF-FO	AST	TO	BLK	STL	PTS	AVG
2020-21	Bama	6-0	13/2.1	2-6	.333	1-4	.250	2-2	1.000	1	2	3	0.5	0-0	0	4	1	1	7	1.2
TOTAL		6-0	13/2.1	2-6	.333	1-4	.250	2-2	1.000	1	2	3	0.5	0-0	0	4	1	1	7	1.2



13 Jahvon Quinerly

SOPHOMORE

Guard • 6-1 • 175 • Hackensack, N.J.
Villanova/Hudson Catholic HS

CAREER HIGHS

Points	24	Ole Miss (12/29/20)
Rebounds	4	vs. UNLV (12/1/20)
Assists	9	ETSU (12/22/20)
Steals	3	vs. Stanford (11/30/20)
Blocks	1	Western Kentucky (12/19/20)
Minutes	36	ETSU (12/22/20)
Field Goals	8	Ole Miss (12/29/20)
FG Att.	14	Ole Miss (12/29/20)
3-Point FG	3	Ole Miss (12/29/20)
3-Point Att.	6	at Xavier (2/24/19)
Free Throws	6	vs. UNLV (12/1/20)
FT Att.	10	Ole Miss (12/29/20)

2020-21 SEASON HIGHS

Points	24	Ole Miss (12/29/20)
Rebounds	4	vs. UNLV (12/1/20)
Assists	9	ETSU (12/22/20)
Steals	3	vs. Stanford (11/30/20)
Blocks	1	Western Kentucky (12/19/20)
Minutes	36	ETSU (12/22/20)
Field Goals	8	Ole Miss (12/29/20)
FG Att.	14	2x, last at Tennessee (1/2/21)
3-Point FG	3	Ole Miss (12/29/20)
3-Point Att.	5	3x, last vs. Ole Miss (12/29/20)
Free Throws	6	vs. UNLV (12/1/20)
FT Att.	10	Ole Miss (12/29/20)

MISCELLANEOUS STATS

CATEGORY	2020-21	CAREER
Double-digit scoring	7	8
20+ point games	1	1
Double-digit rebounding		
Double-doubles		
Led UA in scoring	3	3
Led UA in rebounding		
Led UA in three-pointers	2	2
Led UA in assists	5	5
Led UA in steals	2	2
Led UA in blocks		
5+ assist games	2	2
3+ three-pointers	1	1
3+ steal games	1	1
3+ block games		

2020-21 SEASON HIGHLIGHTS

- Has missed the last two contest due to a medical condition
- At the time of his absence, he was averaging 16.7 points and 4.7 assists per game over his previous three contests, while shooting 47.2 percent (17-of-36) from the field and 33.3 percent (4-of-12) from beyond the arc
- Leads UA in assists, third in free throw percentage and has seven double-figure scoring games
- Went for a career-best 24 points in the win over Ole Miss (12/29) in his first SEC game
- Made his Crimson Tide debut and showed out for 18 points and three assists to lead UA to a win over Jacksonville State (11/25)
- Scored 19 points – 17 in the second half – to go along with four assists and four rebounds in a career-best 30 minutes of action vs. UNLV (12/1)
- Had 14 points to go along with a career-best nine assists with only one turnover in the win over ETSU (12/22)
- Sat out the entire 2019-20 campaign after his NCAA waiver and appeal were both denied by the NCAA
- Averaged 3.2 points and 9.1 minutes per game in 25 appearances in his lone season at Villanova in 2018-19
- 2018 McDonalds All-American, two-time New Jersey Gatorade Player of the Year
- Ranked No. 26 in ESPN's Top 100 in the Prep Class of 2018



QUINERLY'S 2020-21 GAME-BY-GAME STATS

Opponent	Date	Min	FG-FGA	3FG-FGA	FT-FTA	Off-Def-Tot	PF	A	TO	Stl	Blk	Pts
Jacksonville State	11/25	26	7-12	2-5	2-2	0-1-1	1	3	1	1	0	18
vs. Stanford	11/30	24	6-11	1-3	1-1	0-0-0	3	2	3	3	0	14
vs. UNLV	12/1	30	6-11	1-4	6-6	1-3-4	2	4	2	0	0	19
vs. Providence	12/2	22	3-9	1-3	3-5	0-1-1	4	3	2	0	0	10
vs. Clemson	12/12	27	3-10	1-4	0-0	2-1-3	2	2	3	2	0	7
Furman	12/15	17	1-2	1-1	0-0	0-0-0	2	3	0	0	0	3
Western Kentucky	12/19	21	4-7	0-2	1-2	0-1-1	2	3	6	0	1	9
ETSU	12/22	36	4-8	1-5	5-8	1-1-2	5	9	1	1	0	14
Ole Miss*	12/29	32	8-14	3-5	5-10	2-3-5	1	0	4	1	0	24
at Tennessee*	1/2	27	5-14	0-2	2-2	1-1-2	3	5	2	0	0	12
Florida*	1/5				DNP							
at Auburn*	1/9				DNP							
at Kentucky*	1/12				DNP							

* indicates Southeastern Conference opponent

SEASON	TEAM	GP-GS	MIN/AVG	Field Goals		3-Point		F-Throws		Rebounds				Scoring						
				FG-FGA	FG%	3FG-FGA	3FG%	FT-FTA	FT%	OFF	DEF	TOT	AVG	PF-FO	AST	TO	BLK	STL	PTS	AVG
2018-19	VU	25-0	230/9.2	28-83	.337	12-48	.250	11-15	.733	2	18	20	0.8	18-0	22	19	0	5	79	3.2
2020-21	Bama	10-7	262/26.2	47-98	.480	11-34	.324	25-36	.694	7	12	19	1.9	25-1	34	24	1	8	130	13.0
TOTAL FOR Bama		10-7	262/26.2	47-98	.480	11-34	.324	25-36	.694	7	12	19	1.9	25-1	34	24	1	8	130	13.0
TOTAL		35-7	492/14.1	75-181	.414	23-82	.280	36-51	.706	9	30	39	1.1	43-1	56	43	1	13	209	6.0



14 Keon Ellis

JUNIOR

Guard • 6-6 • 170 • Eustis, Fla.
Leesburg, HS

CAREER HIGHS

Points	16	Florida (1/5/21)
Rebounds	8	Florida (1/5/21)
Assists	3	Ole Miss (12/29/20)
Steals	2	3x, last at Kentucky (1/12/21)
Blocks	1	2x, last Florida (1/5/21)
Minutes	24	Florida (1/5/21)
Field Goals	5	Florida (1/5/21)
FG Att.	6	Florida (1/5/21)
3-Point FG	3	Florida (1/5/21)
3-Point Att.	4	Ole Miss (12/29/20)
Free Throws	5	at Auburn (1/9/21)
FT Att.	5	at Auburn (1/9/21)

2020-21 SEASON HIGHS

Points	16	Florida (1/5/21)
Rebounds	8	Florida (1/5/21)
Assists	3	Ole Miss (12/29/20)
Steals	2	3x, last at Kentucky (1/12/21)
Blocks	1	2x, last Florida (1/5/21)
Minutes	24	Florida (1/5/21)
Field Goals	5	Florida (1/5/21)
FG Att.	6	Florida (1/5/21)
3-Point FG	3	Florida (1/5/21)
3-Point Att.	4	Ole Miss (12/29/20)
Free Throws	5	at Auburn (1/9/21)
FT Att.	5	at Auburn (1/9/21)

MISCELLANEOUS STATS

CATEGORY	2020-21	CAREER
Double-digit scoring	1	1
20+ scoring games		
Double-digit rebounding		
Double-doubles		
Led UA in scoring	1	1
Led UA in rebounding	2	2
Led UA in three-pointers	1	1
Led UA in assists		
Led UA in steals		
Led UA in blocks		
5+ assist games		
3+ three-pointer	1	1
3+ steal games		
3+ block games		

2020-21 SEASON HIGHLIGHTS

- Scored a career-best 16 points on 5-of-6 shooting from the field and a perfect 3-of-3 from beyond the arc in the win over Florida (1/5)
- Had scored 23 total points in the 10 previous games combined leading into the contest with the Gators
- Rated as a four-star prospect by Rivals and a three-star signee according to 247Sports
- Named a Second Team NJCAA All-American
- Rated by 247Sports as the No. 1 combo guard and the No. 4 JUCO player in the nation
- Averaged 18.7 ppg for the Buccaneers, who finished the 2019-20 season with a 29-2 overall record and were ranked No. 1 in the NJCAA
- Connected on 54 percent shooting from the field, 40 percent from beyond the arc and 81 percent from the charity stripe for the year
- Made his presence felt on the defensive end as he averaged 2.1 steals and 1.2 blocks per game as a sophomore, making him just one of four players nationally to average 2.0 or more steals and 1.0 or more blocks per game
- His 562 points and 64 steals during his sophomore season are the most in a single season in school history
- Finished his career ranked among the program's top-10 in career points, field goals made, field goal percentage, three-pointers made, three-point percentage, free throws made, free throws attempted, blocked shots and ranks as FSW's all-time leader with 114 steals



ELLIS' 2020-21 GAME-BY-GAME STATS

Opponent	Date	Min	FG-FGA	3FG-FGA	FT-FTA	Off-Def-Tot	PF	A	TO	Stl	Blk	Pts
Jacksonville State	11/25	17	0-0	0-0	0-0	0-2-2	2	2	0	1	1	0
vs. Stanford	11/30	18	1-3	0-2	1-2	0-1-1	1	0	2	1	0	3
vs. UNLV	12/1				DNP							
vs. Providence	12/2	9	1-2	0-1	0-0	0-1-1	0	0	0	0	0	2
vs. Clemson	12/12	5	0-1	0-0	0-0	0-1-1	0	0	1	1	0	0
Furman	12/15	8	1-3	0-2	0-0	0-0-0	0	1	0	0	0	2
Western Kentucky	12/19	2	0-1	0-0	1-2	1-0-1	0	0	0	0	0	1
ETSU	12/22	20	3-4	1-2	0-0	1-2-3	3	1	1	1	0	7
Ole Miss*	12/29	17	2-5	1-4	0-0	2-2-4	3	3	2	0	0	5
at Tennessee*	1/2	11	1-3	1-1	0-0	1-2-3	1	0	0	0	0	3
Florida*	1/5	24	5-6	3-3	3-3	0-8-8	1	2	1	2	1	16
at Auburn*	1/9	19	1-4	0-1	5-5	0-1-1	5	1	2	2	0	7
at Kentucky*	1/12	18	0-0	0-0	0-0	0-6-6	4	0	2	2	0	0

* indicates Southeastern Conference opponent

				Field Goals		3-Point		F-Throws		Rebounds										Scoring	
SEASON	TEAM	GP-GS	MIN/AVG	FG-FGA	FG%	3FG-FGA	3FG%	FT-FTA	FT%	OFF	DEF	TOT	AVG	PF-FO	AST	TO	BLK	STL	PTS	AVG	
2020-21	Bama	12-1	166/13.9	15-32	.469	6-16	.375	10-12	.833	5	26	31	2.6	20-1	10	11	2	10	46	3.8	
TOTAL		12-1	166/13.9	15-32	.469	6-16	.375	10-12	.833	5	26	31	2.6	20-1	10	11	2	10	46	3.8	



22 Keon Ambrose-Hylton

FRESHMAN

Forward • 6-8 • 210 • Toronto, Ontario
Andrews Osborne Academy

CAREER HIGHS

Points	3	vs. Providence (12/2/20)
Rebounds	1	3x, last vs. Providence (12/2/20)
Assists		
Steals		
Blocks		
Minutes	7	vs. Jacksonville State (11/25/20)
Field Goals	1	vs. Providence (12/2/20)
FG Att.	1	2x, last vs. Providence (12/2/20)
3-Point FG		
3-Point Att.		
Free Throws		
FT Att.	2	vs. Jacksonville State (11/25/20)

2020-21 SEASON HIGHS

Points	4	ETSU (12/22/20)
Rebounds	1	3x, last vs. Providence (12/2/20)
Assists		
Steals		
Blocks		
Minutes	7	vs. Jacksonville State (11/25/20)
Field Goals	2	ETSU (12/22/20)
FG Att.	2	ETSU (12/22/20)
3-Point FG		
3-Point Att.		
Free Throws		
FT Att.	2	vs. Jacksonville State (11/25/20)

MISCELLANEOUS STATS

CATEGORY	2020-21	CAREER
Double-digit scoring		
20+ point games		
Double-digit rebounding		
Double-doubles		
Led UA in scoring		
Led UA in rebounding		
Led UA in three-pointers		
Led UA in assists		
Led UA in steals		
Led UA in blocks		
5+ assist games		
3+ three-pointers		
3+ steal games		
3+ block games		

2020-21 SEASON HIGHLIGHTS

- A four-star prospect by ESPN, Rivals and 247Sports
- Ranked by ESPN as the No. 58 overall player in the 2020 class and No. 14 at his position
- Ranked by 247Sports.com as the No. 78 overall player in the nation and the No. 13 power forward
- Rated as the No. 2 overall player by North Pole Hoops in Canada's 2020 class



AMBROSE-HYLTON'S 2020-21 GAME-BY-GAME STATS

Opponent	Date	Min	FG-FGA	3FG-FGA	FT-FTA	Off-Def-Tot	PF	A	TO	Stl	Blk	Pts
Jacksonville State	11/25	7	0-1	0-0	0-2	1-0-1	2	0	1	0	0	0
vs. Stanford	11/30	5	0-0	0-0	0-0	0-1-1	0	0	0	0	0	0
vs. UNLV	12/1				DNP							
vs. Providence	12/2	3	1-1	0-0	0-0	1-0-1	0	0	0	0	0	2
vs. Clemson	12/12	3	0-0	0-0	0-0	0-0-0	0	0	0	0	0	0
Furman	12/15				DNP							
Western Kentucky	12/19				DNP							
ETSU	12/22	4	2-2	0-0	0-0	0-0-0	0	0	0	0	0	4
Ole Miss*	12/29	3	0-0	0-0	0-0	0-0-0	0	0	0	0	0	0
at Tennessee*	1/2				DNP							
Florida*	1/5	2	0-0	0-0	0-0	0-0-0	2	0	0	0	0	0
at Auburn*	1/9				DNP							
at Kentucky*	1/12				DNP							

* indicates Southeastern Conference opponent

				Field Goals		3-Point		F-Throws		Rebounds									Scoring	
SEASON	TEAM	GP-GS	MIN/AVG	FG-FGA	FG%	3FG-FGA	3FG%	FT-FTA	FT%	OFF	DEF	TOT	AVG	PF-FO	AST	TO	BLK	STL	PTS	AVG
2020-21	Bama	8-0	26/3.3	3-4	.750	0-0	.000	0-2	.000	2	1	3	0.4	4-0	0	1	0	0	6	0.8
TOTAL		8-0	26/3.3	3-4	.750	0-0	.000	0-2	.000	2	1	3	0.4	4-0	0	1	0	0	6	0.8



23 John Petty Jr.

SENIOR

Guard • 6-5 • 184 • Huntsville, Ala.
Mae Jemison HS

CAREER HIGHS

Points	39	vs. Samford (12/18/19)
Rebounds	12	vs. Iowa State (11/28/19)
Assists	7	2x, last vs. Tennessee (2/4/20)
Steals	4	vs. Western Kentucky (12/19/20)
Blocks	4	vs. Kentucky (1/11/20)
Minutes	44	vs. Florida (1/4/20)
Field Goals	12	vs. Samford (12/18/19)
FG Att.	22	vs. Iowa State (11/28/19)
3-Point FG	10	2x, last vs. Samford (12/18/19)
3-Point Att.	13	3x, last vs. Samford (12/18/19)
Free Throws	7	vs. Appalachian State (11/11/18)
FT Att.	10	vs. Appalachian State (11/11/18)

2020-21 SEASON HIGHS

Points	23	at Kentucky (1/12/21)
Rebounds	8	at Auburn (1/9/21)
Assists	6	2x, last vs. Furman (12/15/20)
Steals	4	vs. Western Kentucky (12/19/20)
Blocks	1	3x, last vs. Ole Miss (12/29/20)
Minutes	35	vs. Furman (12/15/20)
Field Goals	9	at Kentucky (1/12/21)
FG Att.	15	at Kentucky (1/12/21)
3-Point FG	6	vs. UNLV (12/1/20)
3-Point Att.	10	vs. UNLV (12/1/20)
Free Throws	5	2x, last vs. Clemson (12/12/20)
FT Att.	6	vs. UNLV (12/1/20)

MISCELLANEOUS STATS

CATEGORY	2020-21	CAREER
Double-digit scoring	9	58
20+ point games	2	16
Double-digit rebounding		6
Double-doubles		4
Led UA in scoring	4	24
Led UA in rebounding	2	16
Led UA in three-pointers	3	51
Led UA in assists	2	20
Led UA in steals	1	14
Led UA in blocks	1	10
5+ assist games	2	5
3+ three-pointers	4	40
3+ steal games	1	5
3+ block games		1

2020-21 SEASON HIGHLIGHTS

- Second on the team in scoring, double-figure scoring games (9) and threes attempted, tied for first threes made while ranking third in rebounding
- Needs four made threes and 60 more three-point attempts to become the school's all-time leader in both categories
- Season-high 23 points on 9-of-15 shooting from the floor and 4-of-7 from beyond the arc at Kentucky (1/12)
- Scored 22 points on 6-of-10 shooting from deep to go along with six assists and only one turnover vs. UNLV (12/1)
- Had 17 points on a perfect 4-of-4 shooting from deep, to go along with six rebounds and a pair of assists in the win at then-No. 7 Tennessee (1/2)
- Collected 14 points and six boards in season-opening win over Jacksonville State (11/25)
- Named All-SEC Second Team in 2020
- Played in 29 contests last season and made 28 starts while leading the team in rebounding (6.6 rpg) and three-point field goal percentage (44.0 percent) while ranking second in assists (2.5 apg) and minutes (33.5 mpg) and third in scoring (14.5 ppg) — all career-best numbers
- Led the SEC and ranked ninth in the nation in three-point percentage
- Ranked second in the conference and 26th nationally in threes made per game (2.93)
- Also topped UA with four double-doubles on the year
- Became the 51st player in program history to reach 1,000 career points and the 32nd to do so in three years (currently has 1,137 points)
- Became just the fifth player in program history with at least 200 made three-pointers for his career



PETTY'S 2020-21 GAME-BY-GAME STATS

Opponent	Date	Min	FG-FGA	3FG-FGA	FT-FTA	Off-Def-Tot	PF	A	TO	Stl	Blk	Pts
Jacksonville State	11/25	26	6-14	2-8	0-1	2-4-6	1	1	1	2	0	14
vs. Stanford	11/30	30	3-7	1-4	0-1	3-3-6	3	0	0	0	1	7
vs. UNLV	12/1	33	7-12	6-10	2-3	0-4-4	0	6	1	0	1	22
vs. Providence	12/2	28	5-11	1-6	5-6	1-4-5	4	2	1	0	0	16
vs. Clemson	12/12	32	2-10	1-5	5-5	0-4-4	4	1	1	2	0	10
Furman	12/15	35	2-9	0-6	2-4	2-5-7	2	6	2	1	0	6
Western Kentucky	12/19	34	3-10	2-7	1-2	2-5-7	1	3	3	4	0	9
ETSU	12/22			DNP								
Ole Miss*	12/29	27	5-11	3-7	0-0	1-5-6	4	1	3	0	1	13
at Tennessee*	1/2	31	6-7	4-4	1-2	0-6-6	0	2	0	1	0	17
Florida*	1/5	31	5-8	1-2	1-1	0-2-2	2	2	1	1	0	12
at Auburn*	1/9	30	4-10	1-7	1-1	1-7-8	4	2	2	1	0	10
at Kentucky*	1/12	37	9-15	4-7	1-1	0-5-5	3	2	2	0	0	23

* indicates Southeastern Conference opponent

				Field Goals		3-Point		F-Throws		Rebounds				Scoring						
SEASON	TEAM	GP-GS	MIN/AVG	FG-FGA	FG%	3FG-FGA	3FG%	FT-FTA	FT%	OFF	DEF	TOT	AVG	PF-FO	AST	TO	BLK	STL	Pts	AVG
2017-18	Bama	36-28	1026/28.5	123-313	.393	90-242	.372	32-45	.711	14	78	92	2.6	36-0	65	74	9	17	368	10.2
2018-19	Bama	34-17	981/28.8	118-286	.413	59-171	.345	53-75	.707	25	119	144	4.2	37-0	64	68	15	17	348	10.2
2019-20	Bama	29-28	972/33.5	139-301	.462	85-193	.440	58-86	.674	38	152	190	6.6	54-2	73	75	19	33	421	14.5
2020-21	Bama	12-11	375/31.2	57-124	.460	26-73	.356	19-27	.704	11	54	65	5.4	28-0	28	17	3	12	159	13.3
TOTAL		111-84	3353/30.2	437-1024	.427	260-679	.383	162-233	.695	88	403	491	4.4	155-2	230	234	46	79	1296	11.7



33 James Rojas

JUNIOR

Forward • 6-8 • 220 • Jamestown, N.Y.
Hutchinson CC

CAREER HIGHS

Points	11	Furman (12/15/20)
Rebounds	7	2x, last vs. Furman (12/15/20)
Assists	1	4x, last at Kentucky (1/12/21)
Steals	2	Furman (12/15/20)
Blocks	1	vs. UNLV (12/1/20)
Minutes	20	3x, last vs. Furman (12/15/20)
Field Goals	3	2x, last vs. Furman (12/15/20)
FG Att.	8	vs. Jacksonville State (11/25/20)
3-Point FG	2	Furman (12/15/20)
3-Point Att.	3	2x, last vs. Furman (12/15/20)
Free Throws	3	Furman (12/15/20)
FT Att.	4	Furman (12/15/20)

2020-21 SEASON HIGHS

Points	11	Furman (12/15/20)
Rebounds	7	2x, last vs. Furman (12/15/20)
Assists	1	4x, last at Kentucky (1/12/21)
Steals	2	Furman (12/15/20)
Blocks	1	vs. UNLV (12/1/20)
Minutes	20	3x, last vs. Furman (12/15/20)
Field Goals	3	2x, last vs. Furman (12/15/20)
FG Att.	8	vs. Jacksonville State (11/25/20)
3-Point FG	2	Furman (12/15/20)
3-Point Att.	3	2x, last vs. Furman (12/15/20)
Free Throws	3	Furman (12/15/20)
FT Att.	4	Furman (12/15/20)

MISCELLANEOUS STATS

CATEGORY	2020-21	CAREER
Double-digit scoring	2	2
20+ point games		
Double-digit rebounding		
Double-doubles		
Led UA in scoring		
Led UA in rebounding	2	2
Led UA in three-pointers	1	1
Led UA in assists		
Led UA in steals	1	1
Led UA in blocks		
5+ assist games		
3+ three-pointers		
3+ steal games		
3+ block games		

2020-21 SEASON HIGHLIGHTS

- Season-high 15 points on 5-of-8 shooting from the floor vs. Florida (1/5) to go along with seven boards while also drawing eight fouls which resulted in nine free throw attempts (5-of-9)
- Had 11 points and seven rebounds while earning the Hard Hat Award in the win over Furman (12/15)
- Finished the game against the Gators with a +30 in +/- points
- Made is UA debut and finished with eight points and a game-high seven rebounds in the win over Jacksonville State (11/25)
- Suffered a season-ending knee injury prior to the start of the 2019-20 campaign and reshirted
- Tabbed a First Team All-American by the National Junior College Athletic Association and the National Association of Basketball Coaches following his sophomore season in 2019
- Named the 2019 Jayhawk West Conference Player of the Year



ROJAS' 2020-21 GAME-BY-GAME STATS

Opponent	Date	Min	FG-FGA	3FG-FGA	FT-FTA	Off-Def-Tot	PF	A	TO	Stl	Blk	Pts
Jacksonville State	11/25	20	3-8	1-2	1-2	4-3-7	1	1	1	0	0	8
vs. Stanford	11/30	20	1-6	0-2	1-2	0-3-3	2	1	1	1	0	3
vs. UNLV	12/1	16	0-3	0-3	0-0	0-3-3	1	1	1	0	1	0
vs. Providence	12/2	10	1-1	0-0	2-2	1-2-3	3	0	0	0	0	4
vs. Clemson	12/12	12	1-3	0-1	1-1	1-1-2	1	1	2	0	0	3
Furman	12/15	20	3-6	2-3	3-4	3-4-7	2	0	2	2	0	11
Western Kentucky	12/19	10	0-2	0-2	0-0	1-3-4	4	0	1	1	0	0
ETSU	12/22			DNP								
Ole Miss*	12/29	9	1-2	0-0	0-1	1-2-3	4	1	1	1	0	2
at Tennessee*	1/2	9	0-3	0-1	0-0	0-3-3	1	0	2	0	0	0
Florida*	1/5	24	5-8	0-0	5-9	2-5-7	2	1	2	1	0	15
at Auburn*	1/9	12	1-3	0-0	0-1	0-1-1	4	0	1	0	1	2
at Kentucky*	1/12	19	1-4	1-2	0-0	2-4-6	4	1	2	1	0	3

* indicates Southeastern Conference opponent

SEASON	TEAM	GP-GS	MIN/AVG	Field Goals	3-Point	F-Throws	Rebounds	PF	FO	AST	TO	BLK	STL	PTS	AVG
2020-21	Bama	12-1	181/15.1	17-49	.347	4-16	.250	13-22	.591	14	32	46	3.8	29-0	4.3
TOTAL		12-1	181/15.1	17-49	.347	4-16	.250	13-22	.591	14	32	46	3.8	29-0	4.3

2020-21 CUME STATS



2020-21 Alabama Men's Basketball
Combined Team Statistics
All games

Page 1/1
as of Jan 13, 2021

Game Records

Record	Overall	Home	Away	Neutral
ALL GAMES	10-3	5-1	3-0	2-2
CONFERENCE	5-0	2-0	3-0	0-0
NON-CONFERENCE	5-3	3-1	0-0	2-2

Score by Periods

Team	1st	2nd	OT	TOT
Alabama	471	561	0	1032
Opponents	445	478	0	923

Team Box Score

No.	Player				Total		3-Point		F-Throw		Rebounds														
		GP-GS	MIN	AVG	FG-FGA	FG%	3FG-FGA	3FG%	FT-FTA	FT%	OFF	DEF	TOT	AVG	PF	DQ	A	TO	BLK	STL	PTS	AVG			
5	SHACKELFORD, Jaden	13-13	384:36	29.6	54-143	.378	26-74	.351	41-61	.672	15	44	59	4.5	21	0	25	17	1	10	175	13.5			
23	PETTY JR. , John	12-11	374:36	31.2	57-124	.460	26-73	.356	19-27	.704	11	54	65	5.4	28	0	28	17	3	12	159	13.3			
13	QUINERLY, Jahvon	10-7	261:48	26.2	47-98	.480	11-34	.324	25-36	.694	7	12	19	1.9	25	1	34	24	1	8	130	13.0			
1	JONES, Herbert	13-13	341:10	26.2	57-123	.463	10-19	.526	39-51	.765	30	49	79	6.1	40	1	25	34	13	20	163	12.5			
11	PRIMO, Joshua	13-6	306:57	23.6	34-88	.386	17-49	.347	19-26	.731	15	27	42	3.2	29	0	14	24	3	13	104	8.0			
2	BRUNER, Jordan	13-13	285:51	22.0	36-71	.507	12-37	.324	18-25	.720	30	39	69	5.3	23	0	23	12	16	20	102	7.8			
3	REESE, Alex	13-0	177:45	13.7	21-68	.309	13-52	.250	3-4	.750	5	29	34	2.6	18	1	8	7	8	5	58	4.5			
33	ROJAS, James	12-1	181:06	15.1	17-49	.347	4-16	.250	13-22	.591	14	32	46	3.8	29	0	7	16	1	8	51	4.3			
14	ELLIS, Keon	12-1	166:26	13.9	15-32	.469	6-16	.375	10-12	.833	5	26	31	2.6	20	1	10	11	2	10	46	3.8			
24	QUINERLY, Jaden	1-0	00:46	0.8	1-1	1.000	0-0	.000	0-0	.000	0	0	0	0.0	1	0	0	0	0	0	2	2.0			
4	GARY, Juwan	12-0	63:29	5.3	10-25	.400	0-3	.000	3-10	.300	7	9	16	1.3	7	0	0	2	1	3	23	1.9			
12	MILES, Darius	6-0	12:49	2.1	2-6	.333	1-4	.250	2-2	1.000	1	2	3	0.5	0	0	0	4	1	1	7	1.2			
22	AMBROSE-HYLTON, Keon	8-0	26:10	3.3	3-4	.750	0-0	.000	0-2	.000	2	1	3	0.4	4	0	0	1	0	0	6	0.8			
21	JOHNSON, Britton	4-0	03:40	0.9	1-3	.333	1-3	.333	0-0	.000	0	0	0	0.0	1	0	0	0	0	0	3	0.8			
30	WALL, Kendall	7-0	07:02	1.0	1-4	.250	0-1	.000	0-0	.000	2	2	4	0.6	1	0	0	0	0	0	2	0.3			
15	BARNES, Tyler	5-0	05:27	1.1	0-0	.000	0-0	.000	1-2	.500	0	3	3	0.6	0	0	1	0	0	0	1	0.2			
10	HEARD, Delaney	2-0	02:20	1.2	0-1	.000	0-0	.000	0-0	.000	0	1	1	0.5	1	0	0	0	0	0	0	0.0			
Team											31	27	58					4							
Total		13	2602		356-840	.424	127-381	.333	193-280	.689	175	357	532	40.9	248	4	175	173	50	110	1032	79.4			
Opponents		13	2600		328-801	.409	91-293	.311	176-258	.682	156	358	514	39.5	261	5	145	208	58	93	923	71.0			

Team Statistics

	BAMA	OPP
Scoring	1032	923
Points per game	79.4	71.0
Scoring margin	+8.4	-
Field goals-att	356-840	328-801
Field goal pct	.424	.409
3 point fg-att	127-381	91-293
3-point FG pct	.333	.311
3-pt FG made per game	9.8	7.0
Free throws-att	193-280	176-258
Free throw pct	.689	.682
F-Throws made per game	14.8	13.5
Rebounds	532	514
Rebounds per game	40.9	39.5
Rebounding margin	+1.4	-
Assists	175	145
Assists per game	13.5	11.2
Turnovers	173	208
Turnovers per game	13.3	16.0
Turnover margin	+2.7	-
Assist/turnover ratio	1.0	0.7
Steals	110	93
Steals per game	8.5	7.2
Blocks	50	58
Blocks per game	3.8	4.5
Winning streak	6	-
Home win streak	3	-
Attendance	12300	9090
Home games-Avg/Game	6-2050	3-3030
Neutral site-Avg/Game	-	4-0

Team Results

Date	Opponent	Score	Att.
11/25/2020	Jacksonville St.	W 81-57	2025
11/30/2020	vs Stanford	L 64-82	0
12/01/2020	vs UNLV	W 86-74	0
12/02/2020	vs Providence	W 88-71	0
12/12/2020	vs Clemson	L 56-64	0
12/15/2020	Furman	W 83-80	2055
12/19/2020	Western Ky.	L 71-73	2055
12/22/2020	ETSU	W 85-69	2055
12/29/2020	Ole Miss	W 82-64	2055
01/02/2021	at Tennessee	W 71-63	4191
01/05/2021	Florida	W 86-71	2055
01/09/2021	at Auburn	W 94-90	1824
01/12/2021	at Kentucky	W 85-65	3075

2020-21 SEC STATS


2020-21 Alabama Men's Basketball
Combined Team Statistics
In Conference games

Page 1/1
as of Jan 13, 2021

Game Records

Record	Overall	Home	Away	Neutral
ALL GAMES	5-0	2-0	3-0	0-0
CONFERENCE	5-0	2-0	3-0	0-0
NON-CONFERENCE	0-0	0-0	0-0	0-0

Score by Periods

Team	1st	2nd	OT	TOT
Alabama	192	226	0	418
Opponents	161	192	0	353

Team Box Score

No.	Player				Total		3-Point		F-Throw		Rebounds												
		GP-GS	MIN	AVG	FG-FGA	FG%	3FG-FGA	3FG%	FT-FTA	FT%	OFF	DEF	TOT	AVG	PF	DQ	A	TO	BLK	STL	PTS	AVG	
13	QUINERLY, Jahvon	2-0	58:52	29.4	13-28	.464	3-7	.429	7-12	.583	3	4	7	3.5	4	0	5	6	0	1	36	18.0	
23	PETTY JR. , John	5-4	156:38	31.3	29-51	.569	13-27	.481	4-5	.800	2	25	27	5.4	13	0	9	8	1	3	75	15.0	
5	SHACKELFORD, Jaden	5-5	154:02	30.8	21-55	.382	7-26	.269	14-22	.636	4	16	20	4.0	9	0	13	5	0	3	63	12.6	
1	JONES, Herbert	5-5	107:02	21.4	21-45	.467	4-6	.667	11-15	.733	9	16	25	5.0	16	1	8	12	6	9	57	11.4	
11	PRIMO, Joshua	5-5	138:35	27.7	15-46	.326	8-21	.381	13-13	1.000	10	10	20	4.0	10	0	8	13	2	7	51	10.2	
2	BRUNER, Jordan	5-5	110:50	22.2	18-33	.545	6-17	.353	5-10	.500	13	14	27	5.4	11	0	10	5	7	7	47	9.4	
14	ELLIS, Keon	5-1	89:07	17.8	9-18	.500	5-9	.556	8-8	1.000	3	19	22	4.4	14	1	6	7	1	6	31	6.2	
3	REESE, Alex	5-0	71:53	14.4	9-24	.375	6-19	.316	2-2	1.000	4	10	14	2.8	11	1	4	1	6	3	26	5.2	
33	ROJAS, James	5-0	73:01	14.6	8-20	.400	1-3	.333	5-11	.455	5	15	20	4.0	15	0	3	8	1	3	22	4.4	
12	MILES, Darius	2-0	01:21	0.7	0-0	.000	0-0	.000	2-2	1.000	0	0	0	0.0	0	0	0	0	0	0	2	1.0	
21	JOHNSON, Britton	3-0	02:55	1.0	1-2	.500	1-2	.500	0-0	.000	0	0	0	0.0	1	0	0	0	0	0	3	1.0	
4	GARY, Juwan	5-0	22:11	4.4	2-11	.182	0-2	.000	0-2	.000	5	2	7	1.4	4	0	0	1	0	2	4	0.8	
15	BARNES, Tyler	3-0	03:49	1.3	0-0	.000	0-0	.000	1-2	.500	0	2	2	0.7	0	0	1	0	0	0	1	0.3	
22	AMBROSE-HYLTON, Keon	3-0	04:52	1.6	0-0	.000	0-0	.000	0-0	.000	0	0	0	0.0	2	0	0	0	0	0	0	0.0	
30	WALL, Kendall	4-0	03:19	0.8	0-1	.000	0-0	.000	0-0	.000	0	1	1	0.3	0	0	0	0	0	0	0	0.0	
10	HEARD, Delaney	1-0	01:34	1.6	0-1	.000	0-0	.000	0-0	.000	0	1	1	1.0	1	0	0	0	0	0	0	0.0	
Team											12	6	18					2					
Total		5	1000		146-335	.436	54-139	.388	72-104	.692	70	141	211	42.2	111	3	67	68	24	44	418	83.6	
Opponents		5	1000		120-322	.373	26-99	.263	87-127	.685	78	137	215	43.0	98	1	48	79	33	33	353	70.6	

Team Statistics

	BAMA	OPP
Scoring	418	353
Points per game	83.6	70.6
Scoring margin	+13.0	-
Field goals-att	146-335	120-322
Field goal pct	.436	.373
3 point fg-att	54-139	26-99
3-point FG pct	.388	.263
3-pt FG made per game	10.8	5.2
Free throws-att	72-104	87-127
Free throw pct	.692	.685
F-Throws made per game	14.4	17.4
Rebounds	211	215
Rebounds per game	42.2	43.0
Rebounding margin	-0.8	-
Assists	67	48
Assists per game	13.4	9.6
Turnovers	68	79
Turnovers per game	13.6	15.8
Turnover margin	+2.2	-
Assist/turnover ratio	1.0	0.6
Steals	44	33
Steals per game	8.8	6.6
Blocks	24	33
Blocks per game	4.8	6.6
Winning streak	5	-
Home win streak	2	-
Attendance	4110	9090
Home games-Avg/Game	2-2055	3-3030
Neutral site-Avg/Game	-	0-0

Team Results

Date	Opponent		Score	Att.
12/29/2020	Ole Miss	W	82-64	2055
01/02/2021	at Tennessee	W	71-63	4191
01/05/2021	Florida	W	86-71	2055
01/09/2021	at Auburn	W	94-90	1824
01/12/2021	at Kentucky	W	85-65	3075

2020-21 SEASON/CAREER STATS


2020-21 Alabama Men's Basketball
Season/Career Statistics
All games

 Page 1/2
 as of Jan 13, 2021

Summary

Player	Season Statistics										Career Statistics									
	GP-GS	MIN/G	FG%	3FG%	FT%	R/G	A/G	STL	BLK	PTS/G	GP-GS	MIN/G	FG%	3FG%	FT%	R/G	A/G	STL	BLK	PTS/G
AMBROSE-HYLTON, Keon	8-0	3.3	.750	.000	.000	0.4	0.0	0	0	0.8	8-0	3.3	.750	.000	.000	0.4	0.0	0	0	0.8
BARNES, Tyler	5-0	1.1	.000	.000	.500	0.6	0.2	0	0	0.2	20-0	1.2	.000	.000	.250	0.4	0.1	1	1	0.1
BRUNER, Jordan	13-13	22.0	.507	.324	.720	5.3	1.8	20	16	7.8	13-13	22.0	.507	.324	.720	5.3	1.8	20	16	7.8
ELLIS, Keon	12-1	13.9	.469	.375	.833	2.6	0.8	10	2	3.8	12-1	13.9	.469	.375	.833	2.6	0.8	10	2	3.8
GARY, Juwan	12-0	5.3	.400	.000	.300	1.3	0.0	3	1	1.9	12-0	5.3	.400	.000	.300	1.3	0.0	3	1	1.9
HEARD, Delaney	2-0	1.2	.000	.000	.000	0.5	0.0	0	0	0.0	2-0	1.2	.000	.000	.000	0.5	0.0	0	0	0.0
JOHNSON, Britton	4-0	0.9	.333	.333	.000	0.0	0.0	0	0	0.8	15-0	0.9	.333	.333	.000	0.1	0.0	0	1	0.4
JONES, Herbert	13-13	26.2	.463	.526	.765	6.1	1.9	20	13	12.5	109-81	23.1	.443	.300	.584	4.5	1.9	130	74	6.8
MILES, Darius	6-0	2.1	.333	.250	1.000	0.5	0.0	1	1	1.2	6-0	2.1	.333	.250	1.000	0.5	0.0	1	1	1.2
PETTY JR. , John	12-11	31.2	.460	.356	.704	5.4	2.3	12	3	13.3	111-84	30.2	.427	.383	.695	4.4	2.1	79	46	11.7
PRIMO, Joshua	13-6	23.6	.386	.347	.731	3.2	1.1	13	3	8.0	13-6	23.6	.386	.347	.731	3.2	1.1	13	3	8.0
QUINERLY, Jaden	1-0	0.8	1.000	.000	.000	0.0	0.0	0	0	2.0	1-0	0.8	1.000	.000	.000	0.0	0.0	0	0	2.0
QUINERLY, Jahvon	10-7	26.2	.480	.324	.694	1.9	3.4	8	1	13.0	10-7	26.2	.480	.324	.694	1.9	3.4	8	1	13.0
REESE, Alex	13-0	13.7	.309	.250	.750	2.6	0.6	5	8	4.5	104-27	15.6	.384	.312	.722	3.3	0.6	43	57	6.1
ROJAS, James	12-1	15.1	.347	.250	.591	3.8	0.6	8	1	4.3	12-1	15.1	.347	.250	.591	3.8	0.6	8	1	4.3
SHACKELFORD, Jaden	13-13	29.6	.378	.351	.672	4.5	1.9	10	1	13.5	44-32	29.5	.403	.356	.734	4.5	1.6	27	7	14.6
WALL, Kendall	7-0	1.0	.250	.000	.000	0.6	0.0	0	0	0.3	7-0	1.0	.250	.000	.000	0.6	0.0	0	0	0.3

Scoring

Player	Season Statistics								Career Statistics							
	FG-FGA	FG%	3FG-3FGA	3FG%	FT-FTA	FT%	PTS	PTS/G	FG-FGA	FG%	3FG-3FGA	3FG%	FT-FTA	FT%	PTS	PTS/G
AMBROSE-HYLTON, Keon	3-4	.750	0-0	.000	0-2	.000	6	0.8	3-4	.750	0-0	.000	0-2	.000	6	0.8
BARNES, Tyler	0-0	.000	0-0	.000	1-2	.500	1	0.2	0-3	.000	0-1	.000	1-4	.250	1	0.1
BRUNER, Jordan	36-71	.507	12-37	.324	18-25	.720	102	7.8	36-71	.507	12-37	.324	18-25	.720	102	7.8
ELLIS, Keon	15-32	.469	6-16	.375	10-12	.833	46	3.8	15-32	.469	6-16	.375	10-12	.833	46	3.8
GARY, Juwan	10-25	.400	0-3	.000	3-10	.300	23	1.9	10-25	.400	0-3	.000	3-10	.300	23	1.9
HEARD, Delaney	0-1	.000	0-0	.000	0-0	.000	0	0.0	0-1	.000	0-0	.000	0-0	.000	0	0.0
JOHNSON, Britton	1-3	.333	1-3	.333	0-0	.000	3	0.8	2-6	.333	2-6	.333	0-0	.000	6	0.4
JONES, Herbert	57-123	.463	10-19	.526	39-51	.765	163	12.5	268-605	.443	24-80	.300	180-308	.584	740	6.8
MILES, Darius	2-6	.333	1-4	.250	2-2	1.000	7	1.2	2-6	.333	1-4	.250	2-2	1.000	7	1.2
PETTY JR. , John	57-124	.460	26-73	.356	19-27	.704	159	13.3	437-1024	.427	260-679	.383	162-233	.695	1296	11.7
PRIMO, Joshua	34-88	.386	17-49	.347	19-26	.731	104	8.0	34-88	.386	17-49	.347	19-26	.731	104	8.0
QUINERLY, Jaden	1-1	1.000	0-0	.000	0-0	.000	2	2.0	1-1	1.000	0-0	.000	0-0	.000	2	2.0
QUINERLY, Jahvon	47-98	.480	11-34	.324	25-36	.694	130	13.0	47-98	.480	11-34	.324	25-36	.694	130	13.0
REESE, Alex	21-68	.309	13-52	.250	3-4	.750	58	4.5	218-568	.384	115-369	.312	83-115	.722	634	6.1
ROJAS, James	17-49	.347	4-16	.250	13-22	.591	51	4.3	17-49	.347	4-16	.250	13-22	.591	51	4.3
SHACKELFORD, Jaden	54-143	.378	26-74	.351	41-61	.672	175	13.5	202-501	.403	110-309	.356	127-173	.734	641	14.6
WALL, Kendall	1-4	.250	0-1	.000	0-0	.000	2	0.3	1-4	.250	0-1	.000	0-0	.000	2	0.3

2020-21 TEAM STATS



2020-21 Alabama Men's Basketball
Overall Team Statistics
All games

Page 1/1
as of Jan 13, 2021

Team Statistics

	BAMA	OPP
Scoring	1032	923
Points per game	79.4	71.0
Scoring margin	+8.4	-
Field goals-att	356-840	328-801
Field goal pct	.424	.409
3 point fg-att	127-381	91-293
3-point FG pct	.333	.311
3-pt FG made per game	9.8	7.0
Free throws-att	193-280	176-258
Free throw pct	.689	.682
F-Throws made per game	14.8	13.5
Rebounds	532	514
Rebounds per game	40.9	39.5
Rebounding margin	+1.4	-
Assists	175	145
Assists per game	13.5	11.2
Turnovers	173	208
Turnovers per game	13.3	16.0
Turnover margin	+2.7	-
Assist/turnover ratio	1.0	0.7
Steals	110	93
Steals per game	8.5	7.2
Blocks	50	58
Blocks per game	3.8	4.5
Winning streak	6	-
Home win streak	3	-
Attendance	12300	9090
Home games-Avg/Game	6-2050	3-3030
Neutral site-Avg/Game	-	4-0

Score by Periods

Team	1st	2nd	OT	TOT
Alabama	471	561	0	1032
Opponents	445	478	0	923

2020-21 POINTS-REBOUNDS-ASSISTS



2020-21 Alabama Men's Basketball
Points-rebounds-assists
All games

Page 1/1
as of Jan 13, 2021

Opponent	Date	Score	1 JONES,HERB	2 BRUNER,JOR	3 REESE,ALEX	4 GARY,JUWAN	5 SHACKELFOR	10 HEARD,DELA	11 PRIMO,JOSH	12 MILES,DARI	13 QUINERLY,J	14 ELLIS,KEON	15 BARNES,TYL
JSU	11/25/2020	81-57 W	12-12-0	4-3-1	0-1-0	0-0-0	18-12-2	DNP	5-3-1	2-2-0	18-1-3	0-2-2	DNP
vs Stan	11/30/2020	64-82 L	8-4-2	8-3-1	5-5-1	1-0-0	10-3-0	DNP	0-2-3	3-0-0	14-0-2	3-1-0	DNP
vs UNLV	12/01/2020	86-74 W	16-4-2	2-7-4	3-5-0	DNP	13-5-4	DNP	11-3-0	DNP	19-4-4	DNP	DNP
vs PROV	12/02/2020	88-71 W	11-8-5	7-7-0	6-2-0	0-1-0	15-6-1	DNP	15-3-1	0-0-0	10-1-3	2-1-0	0-0-0
vs Clem	12/12/2020	56-64 L	17-4-2	3-2-1	5-5-0	0-0-0	5-1-1	DNP	6-2-0	DNP	7-3-2	0-1-0	DNP
Furman	12/15/2020	83-80 W	18-12-4	9-6-2	6-0-1	10-3-0	13-4-1	DNP	5-2-1	DNP	3-0-3	2-0-1	DNP
WestKy	12/19/2020	71-73 L	16-4-0	14-6-0	0-0-0	2-1-0	12-4-1	DNP	8-4-0	DNP	9-1-3	1-1-0	DNP
ETSU	12/22/2020	85-69 W	8-6-2	8-8-4	7-2-2	6-4-0	26-4-2	0-0-0	3-3-0	0-1-0	14-2-9	7-3-1	0-1-0
OM	12/29/2020	82-64 W	3-3-2	5-5-0	10-4-2	0-0-0	9-7-4	DNP	6-6-1	2-0-0	24-5-0	5-4-3	0-1-1
at UT	01/02/2021	71-63 W	11-8-1	8-6-0	0-4-0	0-0-0	9-1-2	DNP	11-5-1	DNP	12-2-5	3-3-0	DNP
UF	01/05/2021	86-71 W	16-5-1	6-7-4	5-3-0	0-2-0	16-3-0	0-1-0	0-2-2	DNP	DNP	16-8-2	0-0-0
at AUB	01/09/2021	94-90 W	19-8-2	20-7-4	3-1-1	0-0-0	11-7-1	DNP	22-5-3	DNP	DNP	7-1-1	DNP
at UK	01/12/2021	85-65 W	8-1-2	8-2-2	8-2-1	4-5-0	18-2-6	DNP	12-2-1	0-0-0	DNP	0-6-0	1-1-0
Opponent	Date	Score	21 JOHNSON,BR	22 AMBROSE-HY	23 PETTY JR.	24 QUINERLY,J	30 WALL,KENDA	33 ROJAS,JAME					
JSU	11/25/2020	81-57 W	DNP	0-1-0	14-6-1	DNP	DNP	8-7-1					
vs Stan	11/30/2020	64-82 L	DNP	0-1-0	7-6-0	DNP	2-2-0	3-3-1					
vs UNLV	12/01/2020	86-74 W	DNP	DNP	22-4-6	DNP	DNP	0-3-1					
vs PROV	12/02/2020	88-71 W	DNP	2-1-0	16-5-2	DNP	0-0-0	4-3-0					
vs Clem	12/12/2020	56-64 L	DNP	0-0-0	10-4-1	DNP	DNP	3-2-1					
Furman	12/15/2020	83-80 W	DNP	DNP	6-6-6	DNP	DNP	11-7-0					
WestKy	12/19/2020	71-73 L	DNP	DNP	9-7-3	DNP	DNP	0-1-0					
ETSU	12/22/2020	85-69 W	0-0-0	4-0-0	DNP	2-0-0	0-1-0	DNP					
OM	12/29/2020	82-64 W	3-0-0	0-0-0	13-6-1	DNP	0-0-0	2-3-1					
at UT	01/02/2021	71-63 W	DNP	DNP	17-6-2	DNP	0-1-0	0-3-0					
UF	01/05/2021	86-71 W	0-0-0	0-0-0	12-2-2	DNP	0-0-0	15-7-1					
at AUB	01/09/2021	94-90 W	DNP	DNP	10-8-2	DNP	DNP	2-1-0					
at UK	01/12/2021	85-65 W	0-0-0	0-0-0	23-5-2	DNP	0-0-0	3-6-1					

2020-21 TEAM GAME-BY-GAME



2020-21 Alabama Men's Basketball
Team Game-by-Game
All games

Page 1/1
as of Jan 13, 2021

Opponent	Date	Score		Total		3-Pointers		Free throws		Rebounds										
				FG-FGA	PCT	3FG-FGA	PCT	FT-FTA	PCT	OFF	DEF	TOT	AVG	PF	A	TO	BLK	STL	PTS	AVG
Jacksonville St.	11/25/2020	81-57	W	30-77	.390	7-31	.226	14-20	.700	20	35	55	55.0	17	11	10	4	8	81	81.0
vs Stanford	11/30/2020	64-82	L	24-67	.358	7-29	.241	9-15	.600	7	24	31	43.0	20	10	15	5	10	64	72.5
vs UNLV	12/01/2020	86-74	W	29-60	.483	15-40	.375	13-19	.684	5	31	36	40.7	10	21	11	4	4	86	77.0
vs Providence	12/02/2020	88-71	W	29-62	.468	12-29	.414	18-23	.783	18	30	48	42.5	23	12	13	0	5	88	79.8
vs Clemson	12/12/2020	56-64	L	17-56	.304	3-22	.136	19-22	.864	8	20	28	39.6	17	8	15	1	17	56	75.0
Furman	12/15/2020	83-80	W	30-67	.448	10-31	.323	13-25	.520	21	28	49	41.2	14	19	10	4	5	83	76.3
Western Ky.	12/19/2020	71-73	L	22-56	.393	7-26	.269	20-26	.769	13	22	35	40.3	16	7	19	3	8	71	75.6
ETSU	12/22/2020	85-69	W	29-60	.483	12-34	.353	15-26	.577	13	26	39	40.1	20	20	12	5	9	85	76.8
Ole Miss	12/29/2020	82-64	W	28-65	.431	12-37	.324	14-24	.583	14	32	46	40.8	27	15	15	5	6	82	77.3
at Tennessee	01/02/2021	71-63	W	26-62	.419	10-20	.500	9-17	.529	13	30	43	41.0	18	11	12	5	4	71	76.7
Florida	01/05/2021	86-71	W	31-67	.463	8-20	.400	16-21	.762	15	29	44	41.3	18	12	13	6	10	86	77.5
at Auburn	01/09/2021	94-90	W	30-73	.411	10-32	.313	24-29	.828	15	27	42	41.3	25	14	17	5	15	94	78.9
at Kentucky	01/12/2021	85-65	W	31-68	.456	14-30	.467	9-13	.692	13	23	36	40.9	23	15	11	3	9	85	79.4
Total		1032		356-840	.424	127-381	.333	193-280	.689	175	357	532	40.9	248	175	173	50	110	1032	79.4
Opponents		923		328-801	.409	91-293	.311	176-258	.682	156	358	514	39.5	261	145	208	58	93	923	71.0

Alabama Averages

Games Played	Points/game	FG Pct	3FG Pct	FT Pct	Rebounds/game	Assists/game	Turnovers/game	Assist/Turnover ratio	Steals/game	Blocks/game
13	79.4	42.4	33.3	68.9	40.9	13.5	13.3	1.0	8.5	3.8

2020-21 OPPONENT GAME-BY-GAME



2020-21 Alabama Men's Basketball
Opponents Game-by-Game
All games

Page 1/1
as of Jan 13, 2021

			Total		3-Pointers		Free throws		Rebounds											
Opponent	Date	Score	FG-FGA	PCT	3FG-FGA	PCT	FT-FTA	PCT	OFF	DEF	TOT	AVG	PF	A	TO	BLK	STL	PTS	AVG	
Jacksonville St.	11/25/2020	81-57 W	19-69	.275	9-32	.281	10-17	.588	20	29	49	49.0	20	10	20	2	5	57	57.0	
vs Stanford	11/30/2020	64-82 L	31-60	.517	8-15	.533	12-19	.632	8	39	47	48.0	18	15	22	5	8	82	69.5	
vs UNLV	12/01/2020	86-74 W	29-69	.420	13-33	.394	3-4	.750	7	30	37	44.3	19	13	10	2	6	74	71.0	
vs Providence	12/02/2020	88-71 W	23-55	.418	5-23	.217	20-27	.741	8	20	28	40.3	20	11	9	3	9	71	71.0	
vs Clemson	12/12/2020	56-64 L	27-57	.474	5-19	.263	5-11	.455	12	31	43	40.8	17	13	21	7	8	64	69.6	
Furman	12/15/2020	83-80 W	28-59	.475	13-36	.361	11-13	.846	5	23	28	38.7	21	16	10	1	8	80	71.3	
Western Ky.	12/19/2020	71-73 L	27-60	.450	3-11	.273	16-21	.762	13	25	38	38.6	23	10	17	3	11	73	71.6	
ETSU	12/22/2020	85-69 W	24-50	.480	9-25	.360	12-19	.632	5	24	29	37.4	25	9	20	2	5	69	71.3	
Ole Miss	12/29/2020	82-64 W	22-65	.338	1-13	.077	19-35	.543	19	28	47	38.4	23	3	17	3	7	64	70.4	
at Tennessee	01/02/2021	71-63 W	21-66	.318	4-21	.190	17-26	.654	18	28	46	39.2	16	7	9	7	3	63	69.7	
Florida	01/05/2021	86-71 W	27-68	.397	9-20	.450	8-14	.571	15	24	39	39.2	19	14	14	4	9	71	69.8	
at Auburn	01/09/2021	94-90 W	29-62	.468	8-27	.296	24-28	.857	8	31	39	39.2	22	17	20	10	9	90	71.5	
at Kentucky	01/12/2021	85-65 W	21-61	.344	4-18	.222	19-24	.792	18	26	44	39.5	18	7	19	9	5	65	71.0	
Total		923	328-801	.409	91-293	.311	176-258	.682	156	358	514	39.5	261	145	208	58	93	923	71.0	
Alabama		1032	356-840	.424	127-381	.333	193-280	.689	175	357	532	40.9	248	175	173	50	110	1032	79.4	

Opponents Averages

Games Played	Points/game	FG Pct	3FG Pct	FT Pct	Rebounds/game	Assists/game	Turnovers/game	Assist/Turnover ratio	Steals/game	Blocks/game
13	71.0	40.9	31.1	68.2	39.5	11.2	16.0	0.7	7.2	4.5

2020-21 TEAM HIGHS/LOWS



2020-21 Alabama Men's Basketball
Team High/Low Analysis
All games

Page 1/4
as of Jan 13, 2021

Alabama - Game Highs

POINTS	94		at Auburn (01/09/2021)
	88		vs Providence (N) (12/02/2020)
	86		Florida (01/05/2021)
	86		vs UNLV (N) (12/01/2020)
	85		at Kentucky (01/12/2021)
	85		ETSU (12/22/2020)
FIELD GOALS MADE	31		at Kentucky (01/12/2021)
	31		Florida (01/05/2021)
FIELD GOAL ATTEMPTS	77		Jacksonville St. (11/25/2020)
	73		at Auburn (01/09/2021)
FIELD GOAL PERCENTAGE	.483	(29-60)	ETSU (12/22/2020)
	.483	(29-60)	vs UNLV (N) (12/01/2020)
3 PT FG MADE	15		vs UNLV (N) (12/01/2020)
	14		at Kentucky (01/12/2021)
3 PT FG ATTEMPTS	40		vs UNLV (N) (12/01/2020)
	37		Ole Miss (12/29/2020)
3 PT FG PERCENTAGE	.500	(10-20)	at Tennessee (01/02/2021)
	.467	(14-30)	at Kentucky (01/12/2021)
FREE THROWS MADE	24		at Auburn (01/09/2021)
	20		Western Ky. (12/19/2020)
FREE THROW ATTEMPTS	29		at Auburn (01/09/2021)
	26		ETSU (12/22/2020)
	26		Western Ky. (12/19/2020)
FREE THROW PERCENTAGE	.864	(19-22)	vs Clemson (N) (12/12/2020)
	.828	(24-29)	at Auburn (01/09/2021)
REBOUNDS	55		Jacksonville St. (11/25/2020)
	49		Furman (12/15/2020)
ASSISTS	21		vs UNLV (N) (12/01/2020)
	20		ETSU (12/22/2020)
STEALS	17		vs Clemson (N) (12/12/2020)
	15		at Auburn (01/09/2021)
BLOCKED SHOTS	6		Florida (01/05/2021)
	5		at Auburn (01/09/2021)
	5		at Tennessee (01/02/2021)
	5		Ole Miss (12/29/2020)
	5		ETSU (12/22/2020)
	5		vs Stanford (N) (11/30/2020)
TURNOVERS	19		Western Ky. (12/19/2020)
	17		at Auburn (01/09/2021)
FOULS	27		Ole Miss (12/29/2020)
	25		at Auburn (01/09/2021)

2020-21 TEAM HIGHS/LOWS



2020-21 Alabama Men's Basketball
Team High/Low Analysis
All games

Page 2/4
as of Jan 13, 2021

Opponent - Game Highs

POINTS	90		at Auburn (01/09/2021)
	82		vs Stanford (N) (11/30/2020)
	80		Furman (12/15/2020)
	74		vs UNLV (N) (12/01/2020)
	73		Western Ky. (12/19/2020)
FIELD GOALS MADE	31		vs Stanford (N) (11/30/2020)
	29		at Auburn (01/09/2021)
	29		vs UNLV (N) (12/01/2020)
FIELD GOAL ATTEMPTS	69		vs UNLV (N) (12/01/2020)
	69		Jacksonville St. (11/25/2020)
FIELD GOAL PERCENTAGE	.517	(31-60)	vs Stanford (N) (11/30/2020)
	.480	(24-50)	ETSU (12/22/2020)
3 PT FG MADE	13		Furman (12/15/2020)
	13		vs UNLV (N) (12/01/2020)
3 PT FG ATTEMPTS	36		Furman (12/15/2020)
	33		vs UNLV (N) (12/01/2020)
3 PT FG PERCENTAGE	.533	(8-15)	vs Stanford (N) (11/30/2020)
	.450	(9-20)	Florida (01/05/2021)
FREE THROWS MADE	24		at Auburn (01/09/2021)
	20		vs Providence (N) (12/02/2020)
FREE THROW ATTEMPTS	35		Ole Miss (12/29/2020)
	28		at Auburn (01/09/2021)
FREE THROW PERCENTAGE	.857	(24-28)	at Auburn (01/09/2021)
	.846	(11-13)	Furman (12/15/2020)
REBOUNDS	49		Jacksonville St. (11/25/2020)
	47		Ole Miss (12/29/2020)
	47		vs Stanford (N) (11/30/2020)
ASSISTS	17		at Auburn (01/09/2021)
	16		Furman (12/15/2020)
STEALS	11		Western Ky. (12/19/2020)
	9		at Auburn (01/09/2021)
	9		Florida (01/05/2021)
	9		vs Providence (N) (12/02/2020)
BLOCKED SHOTS	10		at Auburn (01/09/2021)
	9		at Kentucky (01/12/2021)
TURNOVERS	22		vs Stanford (N) (11/30/2020)
	21		vs Clemson (N) (12/12/2020)
FOULS	25		ETSU (12/22/2020)
	23		Ole Miss (12/29/2020)
	23		Western Ky. (12/19/2020)

2020-21 TEAM HIGHS/LOWS



2020-21 Alabama Men's Basketball
Team High/Low Analysis
All games

Page 3/4
as of Jan 13, 2021

Alabama - Game Lows

POINTS	56		vs Clemson (N) (12/12/2020)
	64		vs Stanford (N) (11/30/2020)
	71		at Tennessee (01/02/2021)
	71		Western Ky. (12/19/2020)
	81		Jacksonville St. (11/25/2020)
FIELD GOALS MADE	17		vs Clemson (N) (12/12/2020)
	22		Western Ky. (12/19/2020)
FIELD GOAL ATTEMPTS	56		Western Ky. (12/19/2020)
	56		vs Clemson (N) (12/12/2020)
FIELD GOAL PERCENTAGE	.304	(17-56)	vs Clemson (N) (12/12/2020)
	.358	(24-67)	vs Stanford (N) (11/30/2020)
3 PT FG MADE	3		vs Clemson (N) (12/12/2020)
	7		Western Ky. (12/19/2020)
	7		vs Stanford (N) (11/30/2020)
	7		Jacksonville St. (11/25/2020)
3 PT FG ATTEMPTS	20		Florida (01/05/2021)
	20		at Tennessee (01/02/2021)
3 PT FG PERCENTAGE	.136	(3-22)	vs Clemson (N) (12/12/2020)
	.226	(7-31)	Jacksonville St. (11/25/2020)
FREE THROWS MADE	9		at Kentucky (01/12/2021)
	9		at Tennessee (01/02/2021)
	9		vs Stanford (N) (11/30/2020)
FREE THROW ATTEMPTS	13		at Kentucky (01/12/2021)
	15		vs Stanford (N) (11/30/2020)
FREE THROW PERCENTAGE	.520	(13-25)	Furman (12/15/2020)
	.529	(9-17)	at Tennessee (01/02/2021)
REBOUNDS	28		vs Clemson (N) (12/12/2020)
	31		vs Stanford (N) (11/30/2020)
ASSISTS	7		Western Ky. (12/19/2020)
	8		vs Clemson (N) (12/12/2020)
STEALS	4		at Tennessee (01/02/2021)
	4		vs UNLV (N) (12/01/2020)
BLOCKED SHOTS	0		vs Providence (N) (12/02/2020)
	1		vs Clemson (N) (12/12/2020)
TURNOVERS	10		Furman (12/15/2020)
	10		Jacksonville St. (11/25/2020)
FOULS	10		vs UNLV (N) (12/01/2020)
	14		Furman (12/15/2020)

2020-21 TEAM HIGHS/LOWS



2020-21 Alabama Men's Basketball
Team High/Low Analysis
All games

Page 4/4
as of Jan 13, 2021

Opponent - Game Lows

POINTS	57		Jacksonville St. (11/25/2020)
	63		at Tennessee (01/02/2021)
	64		Ole Miss (12/29/2020)
	64		vs Clemson (N) (12/12/2020)
	65		at Kentucky (01/12/2021)
FIELD GOALS MADE	19		Jacksonville St. (11/25/2020)
	21		at Kentucky (01/12/2021)
	21		at Tennessee (01/02/2021)
FIELD GOAL ATTEMPTS	50		ETSU (12/22/2020)
	55		vs Providence (N) (12/02/2020)
FIELD GOAL PERCENTAGE	.275	(19-69)	Jacksonville St. (11/25/2020)
	.318	(21-66)	at Tennessee (01/02/2021)
3 PT FG MADE	1		Ole Miss (12/29/2020)
	3		Western Ky. (12/19/2020)
3 PT FG ATTEMPTS	11		Western Ky. (12/19/2020)
	13		Ole Miss (12/29/2020)
3 PT FG PERCENTAGE	.077	(1-13)	Ole Miss (12/29/2020)
	.190	(4-21)	at Tennessee (01/02/2021)
FREE THROWS MADE	3		vs UNLV (N) (12/01/2020)
	5		vs Clemson (N) (12/12/2020)
FREE THROW ATTEMPTS	4		vs UNLV (N) (12/01/2020)
	11		vs Clemson (N) (12/12/2020)
FREE THROW PERCENTAGE	.455	(5-11)	vs Clemson (N) (12/12/2020)
	.543	(19-35)	Ole Miss (12/29/2020)
REBOUNDS	28		Furman (12/15/2020)
	28		vs Providence (N) (12/02/2020)
ASSISTS	3		Ole Miss (12/29/2020)
	7		at Kentucky (01/12/2021)
	7		at Tennessee (01/02/2021)
STEALS	3		at Tennessee (01/02/2021)
	5		at Kentucky (01/12/2021)
	5		ETSU (12/22/2020)
	5		Jacksonville St. (11/25/2020)
BLOCKED SHOTS	1		Furman (12/15/2020)
	2		ETSU (12/22/2020)
	2		vs UNLV (N) (12/01/2020)
	2		Jacksonville St. (11/25/2020)
TURNOVERS	9		at Tennessee (01/02/2021)
	9		vs Providence (N) (12/02/2020)
FOULS	16		at Tennessee (01/02/2021)
	17		vs Clemson (N) (12/12/2020)

2020-21 PLAYER HIGHS/LOWS


2020-21 Alabama Men's Basketball
Player Highs Analysis
All games

 Page 1/3
 as of Jan 13, 2021
Alabama - Individual Game Highs

POINTS	26		Jaden Shackelford vs ETSU (12/22/2020)
	24		Jahvon Quinerly vs Ole Miss (12/29/2020)
	23		John Petty Jr. at Kentucky (01/12/2021)
	22		Joshua Primo at Auburn (01/09/2021)
	22		John Petty Jr. vs UNLV (N) (12/01/2020)
FIELD GOALS MADE	9		John Petty Jr. at Kentucky (01/12/2021)
	8		Jahvon Quinerly vs Ole Miss (12/29/2020)
	8		Jaden Shackelford vs ETSU (12/22/2020)
FIELD GOAL ATTEMPTS	17		Joshua Primo at Auburn (01/09/2021)
	16		Herbert Jones vs Florida (01/05/2021)
	16		Herbert Jones vs Furman (12/15/2020)
FIELD GOAL PERCENTAGE (min 5 made)	.857	(6-7)	John Petty Jr. at Tennessee (01/02/2021)
	.833	(5-6)	Keon Ellis vs Florida (01/05/2021)
3 PT FG MADE	8		Jaden Shackelford vs ETSU (12/22/2020)
	6		John Petty Jr. vs UNLV (N) (12/01/2020)
3 PT FG ATTEMPTS	13		Jaden Shackelford vs ETSU (12/22/2020)
	10		John Petty Jr. vs UNLV (N) (12/01/2020)
3 PT FG PERCENTAGE (min 2 made)	1.000	(4-4)	John Petty Jr. at Tennessee (01/02/2021)
	1.000	(3-3)	Keon Ellis vs Florida (01/05/2021)
	1.000	(2-2)	Herbert Jones vs Furman (12/15/2020)
FREE THROWS MADE	11		Herbert Jones vs Clemson (N) (12/12/2020)
	8		Joshua Primo at Auburn (01/09/2021)
FREE THROW ATTEMPTS	12		Herbert Jones vs Clemson (N) (12/12/2020)
	10		Jahvon Quinerly vs Ole Miss (12/29/2020)
FREE THROW PERCENTAGE (min 3 made)	1.000	(8-8)	Joshua Primo at Auburn (01/09/2021)
	1.000	(6-6)	Jahvon Quinerly vs UNLV (N) (12/01/2020)
	1.000	(5-5)	Keon Ellis at Auburn (01/09/2021)
	1.000	(5-5)	Herbert Jones at Auburn (01/09/2021)
	1.000	(5-5)	John Petty Jr. vs Clemson (N) (12/12/2020)
	1.000	(5-5)	Jaden Shackelford vs Jacksonville St. (11/25/2020)
	1.000	(4-4)	Jaden Shackelford vs Florida (01/05/2021)
	1.000	(4-4)	Jaden Shackelford vs Providence (N) (12/02/2020)
	1.000	(3-3)	Joshua Primo at Kentucky (01/12/2021)
	1.000	(3-3)	Keon Ellis vs Florida (01/05/2021)
	1.000	(3-3)	Jordan Bruner vs Stanford (N) (11/30/2020)
REBOUNDS	12		Herbert Jones vs Furman (12/15/2020)
	12		Jaden Shackelford vs Jacksonville St. (11/25/2020)
	12		Herbert Jones vs Jacksonville St. (11/25/2020)
ASSISTS	9		Jahvon Quinerly vs ETSU (12/22/2020)
	6		Jaden Shackelford at Kentucky (01/12/2021)
	6		John Petty Jr. vs Furman (12/15/2020)
	6		John Petty Jr. vs UNLV (N) (12/01/2020)
STEALS	5		Herbert Jones at Auburn (01/09/2021)
	5		Jordan Bruner vs Clemson (N) (12/12/2020)
BLOCKED SHOTS	3		Alex Reese vs Florida (01/05/2021)
	3		Jordan Bruner at Tennessee (01/02/2021)
TURNOVERS	6		Jahvon Quinerly vs Western Ky. (12/19/2020)
	5		Joshua Primo at Auburn (01/09/2021)
	5		Herbert Jones vs Providence (N) (12/02/2020)
	5		Herbert Jones vs Stanford (N) (11/30/2020)
FOULS	5		Alex Reese at Kentucky (01/12/2021)
	5		Keon Ellis at Auburn (01/09/2021)
	5		Herbert Jones vs Ole Miss (12/29/2020)
	5		Jahvon Quinerly vs ETSU (12/22/2020)



2020-21 PLAYER HIGHS/LOWS


2020-21 Alabama Men's Basketball
Player Highs Analysis
All games

 Page 2/3
 as of Jan 13, 2021
Opponent - Individual Game Highs


POINTS	27		Charles Bassey vs Western Ky. (12/19/2020)
	27		Caleb Grill vs UNLV (N) (12/01/2020)
	26		Sharife Cooper at Auburn (01/09/2021)
	23		Damari Monsanto vs ETSU (12/22/2020)
	23		Mike Bothwell vs Furman (12/15/2020)
FIELD GOALS MADE	11		Charles Bassey vs Western Ky. (12/19/2020)
	10		Caleb Grill vs UNLV (N) (12/01/2020)
FIELD GOAL ATTEMPTS	21		Bryce Hamilton vs UNLV (N) (12/01/2020)
	19		Sharife Cooper at Auburn (01/09/2021)
	19		Mike Bothwell vs Furman (12/15/2020)
FIELD GOAL PERCENTAGE (min 5 made)	.786	(11-14)	Charles Bassey vs Western Ky. (12/19/2020)
	.750	(6-8)	Nate Watson vs Providence (N) (12/02/2020)
3 PT FG MADE	7		Caleb Grill vs UNLV (N) (12/01/2020)
	6		Damari Monsanto vs ETSU (12/22/2020)
3 PT FG ATTEMPTS	12		Caleb Grill vs UNLV (N) (12/01/2020)
	11		Mike Bothwell vs Furman (12/15/2020)
3 PT FG PERCENTAGE (min 2 made)	.600	(6-10)	Damari Monsanto vs ETSU (12/22/2020)
	.600	(3-5)	Ziaire Williams vs Stanford (N) (11/30/2020)
FREE THROWS MADE	9		Sharife Cooper at Auburn (01/09/2021)
	8		Isaiah Jackson at Kentucky (01/12/2021)
	8		Victor Bailey Jr. at Tennessee (01/02/2021)
	8		Romello White vs Ole Miss (12/29/2020)
FREE THROW ATTEMPTS	13		Romello White vs Ole Miss (12/29/2020)
	10		Isaiah Jackson at Kentucky (01/12/2021)
	10		Sharife Cooper at Auburn (01/09/2021)
FREE THROW PERCENTAGE (min 3 made)	1.000	(7-7)	David Duke vs Providence (N) (12/02/2020)
	1.000	(6-6)	Jordan Rawls vs Western Ky. (12/19/2020)
	1.000	(4-4)	Tyree Appleby vs Florida (01/05/2021)
	1.000	(4-4)	Jimmy Nichols, Jr. vs Providence (N) (12/02/2020)
	1.000	(4-4)	Max Murrell vs Stanford (N) (11/30/2020)
	1.000	(3-3)	Devin Askew at Kentucky (01/12/2021)
	1.000	(3-3)	KJ Buffen vs Ole Miss (12/29/2020)
	1.000	(3-3)	A.J. Reeves vs Providence (N) (12/02/2020)
	1.000	(3-3)	Kayne Henry vs Jacksonville St. (11/25/2020)
REBOUNDS	12		Charles Bassey vs Western Ky. (12/19/2020)
	11		Romello White vs Ole Miss (12/29/2020)
ASSISTS	9		Sharife Cooper at Auburn (01/09/2021)
	6		Tre Mann vs Florida (01/05/2021)
	6		Dayvion McKnight vs Western Ky. (12/19/2020)
	6		David Duke vs Providence (N) (12/02/2020)
STEALS	3		JT Thor at Auburn (01/09/2021)
	3		Sharife Cooper at Auburn (01/09/2021)
	3		Tre Mann vs Florida (01/05/2021)
	3		Jordan Rawls vs Western Ky. (12/19/2020)
	3		Josh Anderson vs Western Ky. (12/19/2020)
	3		Alex Hunter vs Furman (12/15/2020)
	3		Ed Croswell vs Providence (N) (12/02/2020)
	3		Caleb Grill vs UNLV (N) (12/01/2020)
	3		Spencer Jones vs Stanford (N) (11/30/2020)
BLOCKED SHOTS	7		Isaiah Jackson at Kentucky (01/12/2021)
	5		Yves Pons at Tennessee (01/02/2021)
TURNOVERS	8		David Sloan vs ETSU (12/22/2020)
	6		Aamir Simms vs Clemson (N) (12/12/2020)
	6		Ziaire Williams vs Stanford (N) (11/30/2020)



1
6-8 • 210 • Sr. Guard/
Forward
HERBERT JONES
Greensboro, Ala.
(Hale County HS)



2
6-10 • 225 • Gr. Forward
JORDAN BRUNER
Columbia, S.C.
(Yale/Spring Valley HS)




3
6-9 • 230 • Sr. Forward
ALEX REESE
Pelham, Ala.
(Pelham HS)




4
6-6 • 218 • R-Fr. Forward
JUWAN GARY
Columbia, S.C.
(West Charlotte HS)




5
6-3 • 200 • So. Guard
JADEN SHACKELFORD
Hesperia, Calif.
(Hesperia HS)



10
6-3 • 198 • Fr. Guard
DELANEY HEARD
Canton, Ga.
(Oak Hill Academy)



11
6-6 • 190 • Fr. Guard
JOSHUA PRIMO
Toronto, Ontario
(Royal Crown Academic School)




12
6-6 • 185 • Fr. Forward
DARIUS MILES
Washington, D.C.
(Theodore Roosevelt HS)




13
6-1 • 175 • So. Guard
JAHVON QUINERLY
Hackensack, N.J.
(Villanova/Hudson Catholic HS)



14
6-6 • 170 • Jr. Guard
KEON ELLIS
Fort Myers, Fla.
(Florida SW State/Leesburg HS)



15
6-8 • 201 • Sr. Forward
TYLER BARNES
Louisville, Ky.
(St. Xavier HS)



21
6-4 • 183 • Jr. Guard
BRITTON JOHNSON
Mountain Brook, Ala.
(Mountain Brook HS)




22
6-8 • 210 • Fr. Forward
KEON AMBROSE-HYLTON
Toronto, Ontario
(Andrews Osborne Academy)




23
6-5 • 184 • Sr. Guard
JOHN PETTY JR.
Huntsville, Ala.
(Mae Jemison HS)



24
6-0 • 155 • Fr. Guard
JADEN QUINERLY
Hackensack, N.J.
(Ramsey HS)




25
6-3 • 200 • So. Guard
ADAM COTTRELL
Flowery Branch, Ga.
(Lakeview Academy)




30
6-5 • 192 • Gr. Forward
KENDALL WALL
Columbia, S.C.
(Francis Marion/Spring Valley HS)



33
6-8 • 220 • Jr. Forward
JAMES ROJAS
Jamestown, N.Y.
(Hutchinson CC/Jamestown HS)



34
6-0 • 180 • Fr. Guard
PAUL STRAMGALIA
Birmingham, Ala.
(Mountain Brook HS)



35
6-11 • 225 • Fr. Forward/
Center
ALEX TCHIKOU
Paris, France
(Dream City Christian)