



OKLAHOMA STATE

COWBOY BASKETBALL

Communications Contact: Stephen Howard | stephen.howard@okstate.edu | O: 405.744.7756 | C: 817.793.5199

Game Center


2021 Big 12/SEC Challenge
Arkansas (13-4, 5-4) at Oklahoma State (10-4, 4-4)
Date: Jan. 30, 2021
Tipoff: 3 p.m. CT
Site: Gallagher-Iba Arena (13,611)
Series: OSU leads 36-15 (13-4 in Stillwater)
Last: Arkansas won 66-65 in Fayetteville on Jan. 27, 2018
TV: ESPN2 (Rich Hollenberg, Chris Spatola)
Radio: Cowboy Radio Network (Dave Hunziker, John Holcomb)
Satellite Radio: Sirius 83, XM 83
Live Stats: okstate.statbroadcast.com

2020-21 Schedule / Results

Date	Opponent	Time/Result	TV
Nov. 25	at UT Arlington	W 75-68	ESPN2
Nov. 28	Texas Southern	W 85-65	ESPN+
Dec. 1	at Marquette !	W 70-62	FS1
Dec. 5	Oakland	W 84-71	ESPN+
Dec. 8	Oral Roberts	W 83-78	ESPN+
Dec. 12	at Wichita State	W 67-64	ESPN+
Dec. 16	TCU *	L, 76-77	ESPN
Dec. 20	at 11/11 Texas *	L 74-77	LHN
Jan. 2	at 13/14 Texas Tech *	W 82-77 OT	ESPN+
Jan. 4	14/16 West Virginia *	L 84-87	ESPN2
Jan. 9	at Kansas State *	W 70-54	ESPN2
Jan. 12	6/7 Kansas *	W 75-70	ESPN+
Jan. 16	Oklahoma *	Postponed	
Jan. 19	at 14/15 West Virginia *	Postponed	
Jan. 23	2/2 Baylor *	L 66-81	CBS
Jan. 25	at Iowa State *	W 81-60	ESPN2
Jan. 30	Arkansas @	3 p.m.	ESPN2
Feb. 3	at TCU *	6 p.m.	ESPN2/U
Feb. 6	Texas *	2 p.m.	ABC
Feb. 8	at Kansas *	8 p.m.	ESPN
Feb. 13	Kansas State *	11 a.m.	ESPNU
Feb. 16	Iowa State *	7 p.m.	ESPN+
Feb. 20	at Baylor *	3/5 p.m.	ESPN/2
Feb. 23	Texas Tech *	6 p.m.	ESPN/2
Feb. 25	Oklahoma *	8 p.m.	ESPN/2/U
Feb. 27	at Oklahoma *	2 p.m.	ABC
March 10-13	Big 12 Championship ^	TBA	TBA

! Big 12/Big East Battle
* Big 12 Conference Game
@ Big 12/SEC Challenge
^ Big 12 Championship (Kansas City, Mo.)
All Times Central

Projected Cowboy Starters



Guard

0 Avery Anderson III | 6-3 | 170 | Fr. | Justin, Texas

Min.	PPG	RPG	APG	BPG	SPG	FG%	3FG%	FT%
26.5	9.2	3.7	1.9	0.2	1.4	49.3	38.1	79.2

• Double-figures in 5 of last 7 ... 11th in Big 12 in SPG ... 11 pts on 5-of-10, 5 asst at ISU.



Guard

14 Bryce Williams | 6-2 | 180 | Sr. | Tampa, Fla.

Min.	PPG	RPG	APG	BPG	SPG	FG%	3FG%	FT%
22.4	8.3	2.2	1.6	0.8	1.5	39.1	37.3	72.4

• 6th in Big 12 in spg ... Double-figures in 5 of last 7 ... Season-high 17 pts in win over KU.



Guard

13 Isaac Likekele | 6-5 | 215 | Jr. | Arlington, Texas

Min.	PPG	RPG	APG	BPG	SPG	FG%	3FG%	FT%
34.5	11.5	7.7	3.9	0.1	0.9	54.1	50.0	62.7

• 3rd in Big 12 in MPG, 5th in RPG, 7th in APG ... +/- of +96 ... 306 career assts.



Forward

12 Matthew-Alexander Moncrieffe | 6-7 | 215 | Fr. | Mono, Ontario

Min.	PPG	RPG	APG	BPG	SPG	FG%	3FG%	FT%
21.3	9.0	5.2	0.9	0.3	0.6	50.5	-	44.7

Back-to-back double-doubles ... 22 pts, 12 rebs at ISU ... 2X All-Canadian POY.



Forward

22 Kalib Boone | 6-9 | 210 | So. | Tulsa, Oklahoma

Min.	PPG	RPG	APG	BPG	SPG	FG%	3FG%	FT%
17.2	8.3	4.3	0.9	0.8	0.6	65.3	-	66.7

• Hit last 11 shots ... Career-high 21 points vs Baylor ... Last 2: 18.0 ppg, 7.5 rpg, 77.3 fg%.

Other Key Cowboys



Guard

2 Cade Cunningham | 6-8 | 220 | Fr. | Arlington, Texas

Min.	PPG	RPG	APG	BPG	SPG	FG%	3FG%	FT%
33.9	17.8	6.2	3.8	1.0	1.2	45.6	38.8	81.7

• AP Preseason All-American ... Nation's top all-around player ... Big 12's leading scorer.



Guard

5 Rondel Walker | 6-4 | 170 | Fr. | Midwest City, Okla.

Min.	PPG	RPG	APG	BPG	SPG	FG%	3FG%	FT%
24.6	9.9	2.8	0.5	0.2	0.9	43.2	35.8	70.0

• 20 pts, 4-of-8 3fg at ISU ... Last 4: 13.8 ppg, 4.5 rpg, 43.5 3fg% ... 10 boards vs KU.



Guard / Forward

20 Keylan Boone | 6-8 | 200 | So. | Tulsa, Oklahoma

Min.	PPG	RPG	APG	BPG	SPG	FG%	3FG%	FT%
16.7	4.5	5.1	0.9	0.5	0.2	35.3	21.1	53.8

• Owns 2 12-rebound games ... 20th in Big 12 in RPG ... +/- per 40 of +7.4.

COACH CAPSULE • ROSTERS

Mike Boynton



• In his fourth season at OSU, Mike Boynton has reignited the Cowboy basketball fanbase.

• Under Boynton, the Cowboys have posted 10 wins over ranked opponents, including five victories over top-10 squads.

• In 2017-18, OSU tied the school record with 15 home wins and notched four victories over teams that advanced to the Elite Eight round of the NCAA Tournament.

• With over a dozen years of experience at the Division I level, Boynton has been a part of nine combined postseason runs as a coach and a player, including NCAA Tournament appearances in four of the last five years.

• His philosophy on life and the game of basketball can be summed up in his favorite saying – let's work – and his Cowboy teams will be a living embodiment of that, with hard-nosed defense and up-tempo attack.

HEAD COACHING RECORD

Year	Record	Big 12
2020-21	10-4	4-4
2019-20	18-14	7-11
2018-19	12-20	5-13
2017-18	21-15	8-10
Totals	61-53	24-38

AS AN ASSISTANT COACH

Year	School	Role
2016-17	Oklahoma State	Asst. Coach
2013-16	Stephen F. Austin	Asst. Coach
2008-13	South Carolina	Asst. Coach
2007-08	Wofford	Assoc. HC
2005-07	Coastal Carolina	Asst. Coach
2004-05	Furman	Grad. Man.

THE COWBOYS UNDER BOYNTON

vs. Ranked Opponents	10-22
Big 12 Games	24-38
Home Games	37-22
Road Games	16-25
Neutral Games	8-6
Postseason Games	3-3
Leading at Half	50-14
Out-rebounding Opponent	40-14
Forcing 10+ Turnovers	59-39
Scoring 80+ Points	27-6
Hold Opponent Under 70 Points	39-11

THE BOYNTON FILE

- Birthday: Jan. 17, 1982 (38)
- Hometown: Brooklyn, New York
- Alma Mater: South Carolina, 2003
- Degree: African American Studies
- Playing Career: South Carolina (2001-04)

2020-21 Rosters

NUMERICAL

No.	Name	Pos.	Ht.	Wt.	Class	Exp.	Hometown / Previous School
0	Avery Anderson III	G	6-3	170	So.	1L	Justin, Texas / Northwest HS
1	Chris Harris Jr.	G	6-2	200	So.	1L	Dallas / South Garland HS
2	Cade Cunningham	G	6-8	220	Fr.	HS	Arlington, Texas / Montverde Academy
4	Donovan Williams	G	6-5	200	Fr.	HS	Lincoln, Neb. / North Star HS
5	Rondel Walker	G	6-4	170	Fr.	HS	Midwest City, Okla. / Putnam City West HS
12	Matthew-Alexander Moncrieffe	F	6-7	215	Fr.	HS	Mono, Ontario, Canada / Orangeville Prep
13	Isaac Likekele	G	6-5	215	Jr.	2L	Arlington, Texas / Timberview HS
14	Bryce Williams	G	6-2	180	Sr.	TR	Tampa, Fla. / Ole Miss
15	Carson Sager	G	6-4	207	Fr.	HS	Wichita Falls, Texas / Rider HS
20	Keylan Boone	G/F	6-8	200	So.	1L	Tulsa, Okla. / Memorial HS
22	Kalib Boone	F	6-9	210	So.	1L	Tulsa, Okla. / Memorial HS
25	Bernard Kouma	F	6-10	240	So.	TR	N'Djamena, Chad, Africa / South Plains
31	Ferron Flavors Jr.	G	6-3	190	Gr.	TR	Federal Way, Wash. / Cal Baptist
35	Weston Church	G	6-3	175	Fr.	HS	Fairview, Okla. / Fairview HS
42	Mason Robins	F	6-9	220	Fr.	HS	Edmond, Okla. / Oklahoma Christian School
55	Dee Mitchell	G	6-2	190	Jr.	2L	Jefferson, Texas / Jefferson HS

ALPHABETICAL

No.	Name	Pos.	Ht.	Wt.	Class	Exp.	Hometown / Previous School
0	Avery Anderson III	G	6-3	170	So.	1L	Justin, Texas / Northwest HS
22	Kalib Boone	F	6-9	210	So.	1L	Tulsa, Okla. / Memorial HS
20	Keylan Boone	G/F	6-8	200	So.	1L	Tulsa, Okla. / Memorial HS
35	Weston Church	G	6-3	175	Fr.	HS	Fairview, Okla. / Fairview HS
2	Cade Cunningham	G	6-8	220	Fr.	HS	Arlington, Texas / Montverde Academy
31	Ferron Flavors Jr.	G	6-3	190	Gr.	TR	Federal Way, Wash. / Cal Baptist
1	Chris Harris Jr.	G	6-2	200	So.	1L	Dallas / South Garland HS
25	Bernard Kouma	F	6-10	240	So.	TR	N'Djamena, Chad, Africa / South Plains
13	Isaac Likekele	G	6-5	215	Jr.	2L	Arlington, Texas / Timberview HS
55	Dee Mitchell	G	6-2	190	Jr.	2L	Jefferson, Texas / Jefferson HS
12	Matthew-Alexander Moncrieffe	F	6-7	215	Fr.	HS	Mono, Ontario, Canada / Orangeville Prep
42	Mason Robins	F	6-9	220	Fr.	HS	Edmond, Okla. / Oklahoma Christian School
15	Carson Sager	G	6-4	207	Fr.	HS	Wichita Falls, Texas / Rider HS
5	Rondel Walker	G	6-4	170	Fr.	HS	Midwest City, Okla. / Putnam City West HS
14	Bryce Williams	G	6-2	180	Sr.	TR	Tampa, Fla. / Ole Miss
4	Donovan Williams	G	6-5	200	Fr.	HS	Lincoln, Neb. / North Star HS

COACHES

Name	Role	Season at OSU (alma mater)
Mike Boynton, Jr.	Head Coach	Fourth season (South Carolina, 2003)
Scott Sutton	Assistant Coach	Fourth season (Oklahoma State, 1995)
Erik Pastrana	Assistant Coach	Second season (Florida State, 2007)
Cannen Cunningham	Assistant Coach	Second season (SMU, 2015)
Barry Hinson	Basketball Analyst	Second season (Oklahoma State, 1983)
Keiton Page	Director of Player Development	Ninth season (Oklahoma State, 2012)
Jake Manzelmann	Strength & Conditioning Coach	15th season (Northeastern State, 2000)
Dre Denbow	Video Coordinator	Fourth season (Florida Gulf Coast, 2014)
Bradley Lewis	Graduate Assistant	Ninth season (Oklahoma State, 2018)
Dallas Cameron	Graduate Assistant	Second season (SFA, 2017)

PRONUNCIATIONS

No.	Name	Pronunciation
4	Rondel Walker	Ron-Dell
12	Matthew-Alexander Moncrieffe	Mon-Cree-ff
13	Isaac Likekele	Pronounced like "Likely"
20	Keylan Boone	KEY-lun
21	Montreal Pena	mon-TRELL PEEN-yuh
25	Bernard Kouma	COO-muh
31	Ferron Flavors Jr.	Fair-Un

GAME NOTES

• The Basics

Oklahoma State will Remember The Ten while welcoming a rival into town for the annual Big 12/SEC Challenge on Saturday in Gallagher-Iba Arena. On top of the game, OSU and Arkansas will join forces to honor the late Eddie Sutton, who famously took both programs to the Final Four and is a part of the 2021 Naismith Memorial Hall of Fame class. Saturday's game can be seen on ESPN2 with Rich Holtenberg and Chris Spatola on the call, and fans can listen to the game with Dave Hunziker and John Holcomb on the Cowboy Radio Network.

• We Will Always Remember The Ten

Wednesday marked the 20th anniversary of the tragic plane crash that killed 10 members of the Oklahoma State family following a road game at Colorado on Jan. 27, 2001. After the tragedy, OSU vowed to always "Remember The Ten". A memorial was erected in Gallagher-Iba Arena, scholarships are awarded in memory of those lost and OSU chooses a game each year to come together as a family. Visit RememberTheTen.com for more information about the tragedy and the annual RT10 Run, which benefits OSU University Counseling Services.

• Challenge Accepted

With a 4-1-2 record and a 40-30 (.571) overall mark, the Big 12 has dominated the eighth-annual Big 12/SEC Challenge. The Big 12 retained the trophy in 2020 after a 5-5 tie with the SEC, but won the Challenge outright in 2014, 2015, 2016 and 2019. The SEC's only victory came in 2018, 6-4. Oklahoma State is 5-2 overall in the Challenge, including last year's 73-62 win at Texas A&M in College Station.

Oklahoma State in the Big 12/SEC Challenge

Year	Opponent	Rankings	W/L	Score
2020	at Texas A&M	-	W	73-62
2019	South Carolina	-	W	74-70
2018	at Arkansas	-	L	66-65
2017	Arkansas	-	W	99-71
2016	at Auburn	-	W	74-63
2014	at South Carolina	-	L	75-49
2013	South Carolina	9/NR	W	79-52

• The Resume Is Growing

The Cowboys are building one of the nation's most impressive NCAA Tournament resumes. Oklahoma State is 3-3 in N.E.T. Quadrant-1 games, which is tied for the ninth-most Q1 victories in the country, and OSU's 6-1 road record is tied for the second most road wins nationally. OSU has notched Q1 road wins at No. 13 Texas Tech, Wichita State and Marquette. OSU's lone road loss this year came at 4/4 Texas by just three points. ESPN bracketologist Joe Lunardi currently has OSU as a No. 8 seed, while CBS Sports and Fox Sports list the Cowboys on the 7-line.

• The Nation's Best All-Around Player

Cade Cunningham's size, vision and athleticism make him the ultimate stat-stuffer and college basketball's best all-around player. Already the owner of three Big 12 Newcomer of the Week honors, Cunningham is averaging a Big 12-high 17.8 points (2nd nationally among freshmen), 6.2 rebounds, 3.8 assists, 1.2 steals and 1.0 blocks per game this year. Simply put, no other player in college basketball can match those all-around averages. Cunningham, who was named to the Wooden Award Midseason Top-25 last week, owns a plus/minus of +57 on the year, (+5.6 per 40) and draws a team-high 4.6 fouls per game.

Cade's Notable Second-Half Performances

- Scored or assisted on 23 OSU points in 17 minutes vs Oakland.
- Scored 12 points in the final 91 seconds to seal a 5-point win vs Oral Roberts.
- Hit the game-winning three-pointer with 11 seconds left at Wichita State.
- Scored 18 points on 6-of-7 shooting in final 10:34 at Texas.
- Posted 8 points & 3 steals in the 2nd, and tied the game with 27 seconds left at Texas Tech.
- Racked up 16 points on 58.3% against WVU.
- Key block, rebound and outlet pass on the game-winning bucket vs. No. 6 Kansas with 40 seconds left.

• Cunningham's Accolades

The 2020 Naismith High School Player of the Year, Cade Cunningham entered his freshman season with a mile-long list of accolades. Cunningham was the nation's top recruit according to *ESPN*, *247Sports*, *Rivals*, *USA Today* and others, and has NBA scouts drooling. The 6-8, 220-pound point guard with a 7-2 wingspan and 10.5-inch hands is one of just 12 players to ever earn a grade of 0.9999 or better in the history of *247Sports* (since 2003). That makes him the highest rated point guard in that publication's history.

In The Power Rankings

As of Jan. 28	OSU	UA
AP/Coaches Poll	RV/RV	NR/RV
NCAA N.E.T.	39	28
Ken Pomeroy	33	32
Jeff Sagarin	39	20
ESPN BPI	60	22

2020-21 Big 12 Standings

School	Big 12			Overall		
Baylor	8	0	1.000	15	0	1.000
Texas	5	2	.714	11	3	.786
Oklahoma	6	3	.667	10	4	.714
West Virginia	4	3	.571	11	4	.733
Oklahoma State	4	4	.500	10	4	.714
Texas Tech	4	4	.500	11	5	.688
Kansas	4	4	.500	10	5	.667
Texas Christian	2	4	.333	9	5	.643
Kansas State	1	8	.111	5	12	.294
Iowa State	0	6	.000	2	8	.200

2020-21 Team NCAA Ranks

Category	NCAA Rank	B12 Rank	Stat
3 Pt FG Defense	175	6	33.3
3-Point Field Goals / Game	252	9	6.4
3-Point Field-Goal %	200	8	33.0
3-pt Field Goal Attempts	192	9	270
Assist Turnover Ratio	219	8	0.91
Assists / Game	156	6	13.6
Blocked Shots / Game	113	7	3.6
Defensive Rebounds / Game	46	2	28.00
Fewest Fouls	162	4	237
Fewest Turnovers	257	9	210
Field-Goal %	69	2	46.5
Field-Goal % Defense	59	2	40.4
Free Throw Attempts	70	3	303
Free Throws Made	87	3	205
Free-Throw %	238	8	67.7
Offensive Rebounds / Game	56	5	12.00
Personal Fouls / Game	109	6	16.9
Rebound Margin	76	4	4.6
Scoring Defense	193	8	70.8
Scoring Margin	113	7	5.8
Scoring Offense	84	3	76.6
Steals / Game	105	5	7.2
Total 3-point FGM	209	9	89
Total Assists	138	8	191
Total Blocks	97	7	51
Total Rebounds	85	6	560
Total Rebounds / Game	31	2	40.00
Total Steals	94	4	101
Turnover Margin	232	7	-1.1
Turnovers / Game	266	8	15.0
Turnovers Forced	162	6	13.93

GAME NOTES

Last Time Out

Jan. 25, 2021 | Ames, Iowa | Hilton Coliseum

OKLAHOMA STATE	81
IOWA STATE	60

QUICK HITTERS


- Freshmen Matthew-Alexander Moncrieffe and Rondel Walker had career games in the absence of star classmate Cade Cunningham and Oklahoma State pulled away from short-handed Iowa State for an 81-60 win on Monday night.
- Moncrieffe scored 22 points and grabbed 12 rebounds, both career highs, and his second-consecutive double-double, and Walker had a career-high 20 points.
- Kalib Boone added 15 points and Avery Anderson 11 for the Cowboys (10-4, 4-4 Big 12).
- Iowa State (2-8, 0-6) only had six scholarship players available and only seven players saw action. Among the missing players were the Cyclones' second, third and fourth scorers.
- Rasir Bolton scored 19 points and Tyler Harris 18 for the Cyclones, who were coming off COVID protocol and had not played since Jan. 9.
- The Cyclones bolted to an 13-2 lead with an 11-0 run but OSU took the lead with a 12-0 run minutes later and ended up with a 41-31 at the half.
- The Cowboys shot 68% in the second half (17 of 25) and continued to dominate the boards (21-8) but didn't pull away until the last six minutes as they piled up a season-high 24 turnovers.
- OSU ended the game shooting 59% (35 of 59) to just 34.5% (20 of 58) for the Cyclones, who were outrebounded 49-19. The difference on the offensive boards was 13-4 with the Cowboys scoring 18 second-chance points.

QUOTABLE COWBOY

• Mike Boynton on his young big-men.

"Surviving has shown us that maybe we don't have to play small all the time to be successful. And maybe we don't have to rely on our point guards to dominate the glass and post up all the time. Part of it is KB is playing better and MA, the game is slowing down for him."

BOX SCORE

		Oklahoma State at Iowa State												Game Time: 7:00 PM			
Official Basketball Box Score - Final														Oklahoma State at Iowa State		Attendance: 1,076	
Oklahoma State at Iowa State														Oklahoma State at Iowa State		Oklahoma State at Iowa State	
Oklahoma State at Iowa State														Oklahoma State at Iowa State		Oklahoma State at Iowa State	
Oklahoma State at Iowa State														Oklahoma State at Iowa State		Oklahoma State at Iowa State	
Oklahoma State at Iowa State														Oklahoma State at Iowa State		Oklahoma State at Iowa State	
Oklahoma State at Iowa State														Oklahoma State at Iowa State		Oklahoma State at Iowa State	
Oklahoma State at Iowa State														Oklahoma State at Iowa State		Oklahoma State at Iowa State	
Oklahoma State at Iowa State														Oklahoma State at Iowa State		Oklahoma State at Iowa State	
Oklahoma State at Iowa State														Oklahoma State at Iowa State		Oklahoma State at Iowa State	
Oklahoma State at Iowa State														Oklahoma State at Iowa State		Oklahoma State at Iowa State	
Oklahoma State at Iowa State														Oklahoma State at Iowa State		Oklahoma State at Iowa State	
Oklahoma State at Iowa State														Oklahoma State at Iowa State		Oklahoma State at Iowa State	
Oklahoma State at Iowa State														Oklahoma State at Iowa State		Oklahoma State at Iowa State	
Oklahoma State at Iowa State														Oklahoma State at Iowa State		Oklahoma State at Iowa State	
Oklahoma State at Iowa State														Oklahoma State at Iowa State		Oklahoma State at Iowa State	
Oklahoma State at Iowa State														Oklahoma State at Iowa State		Oklahoma State at Iowa State	
Oklahoma State at Iowa State														Oklahoma State at Iowa State		Oklahoma State at Iowa State	
Oklahoma State at Iowa State														Oklahoma State at Iowa State		Oklahoma State at Iowa State	
Oklahoma State at Iowa State														Oklahoma State at Iowa State		Oklahoma State at Iowa State	
Oklahoma State at Iowa State														Oklahoma State at Iowa State		Oklahoma State at Iowa State	
Oklahoma State at Iowa State														Oklahoma State at Iowa State		Oklahoma State at Iowa State	
Oklahoma State at Iowa State														Oklahoma State at Iowa State		Oklahoma State at Iowa State	
Oklahoma State at Iowa State														Oklahoma State at Iowa State		Oklahoma State at Iowa State	
Oklahoma State at Iowa State														Oklahoma State at Iowa State		Oklahoma State at Iowa State	
Oklahoma State at Iowa State														Oklahoma State at Iowa State		Oklahoma State at Iowa State	
Oklahoma State at Iowa State														Oklahoma State at Iowa State		Oklahoma State at Iowa State	
Oklahoma State at Iowa State														Oklahoma State at Iowa State		Oklahoma State at Iowa State	
Oklahoma State at Iowa State														Oklahoma State at Iowa State		Oklahoma State at Iowa State	
Oklahoma State at Iowa State														Oklahoma State at Iowa State		Oklahoma State at Iowa State	
Oklahoma State at Iowa State														Oklahoma State at Iowa State		Oklahoma State at Iowa State	
Oklahoma State at Iowa State														Oklahoma State at Iowa State		Oklahoma State at Iowa State	
Oklahoma State at Iowa State														Oklahoma State at Iowa State		Oklahoma State at Iowa State	
Oklahoma State at Iowa State														Oklahoma State at Iowa State		Oklahoma State at Iowa State	
Oklahoma State at Iowa State														Oklahoma State at Iowa State		Oklahoma State at Iowa State	
Oklahoma State at Iowa State														Oklahoma State at Iowa State		Oklahoma State at Iowa State	
Oklahoma State at Iowa State														Oklahoma State at Iowa State		Oklahoma State at Iowa State	
Oklahoma State at Iowa State														Oklahoma State at Iowa State		Oklahoma State at Iowa State	
Oklahoma State at Iowa State														Oklahoma State at Iowa State		Oklahoma State at Iowa State	
Oklahoma State at Iowa State														Oklahoma State at Iowa State		Oklahoma State at Iowa State	
Oklahoma State at Iowa State														Oklahoma State at Iowa State		Oklahoma State at Iowa State	
Oklahoma State at Iowa State														Oklahoma State at Iowa State		Oklahoma State at Iowa State	
Oklahoma State at Iowa State														Oklahoma State at Iowa State		Oklahoma State at Iowa State	
Oklahoma State at Iowa State														Oklahoma State at Iowa State		Oklahoma State at Iowa State	
Oklahoma State at Iowa State														Oklahoma State at Iowa State		Oklahoma State at Iowa State	
Oklahoma State at Iowa State														Oklahoma State at Iowa State		Oklahoma State at Iowa State	
Oklahoma State at Iowa State														Oklahoma State at Iowa State		Oklahoma State at Iowa State	
Oklahoma State at Iowa State														Oklahoma State at Iowa State		Oklahoma State at Iowa State	
Oklahoma State at Iowa State														Oklahoma State at Iowa State		Oklahoma State at Iowa State	
Oklahoma State at Iowa State														Oklahoma State at Iowa State		Oklahoma State at Iowa State	
Oklahoma State at Iowa State														Oklahoma State at Iowa State		Oklahoma State at Iowa State	
Oklahoma State at Iowa State														Oklahoma State at Iowa State		Oklahoma State at Iowa State	
Oklahoma State at Iowa State														Oklahoma State at Iowa State		Oklahoma State at Iowa State	
Oklahoma State at Iowa State														Oklahoma State at Iowa State		Oklahoma State at Iowa State	
Oklahoma State at Iowa State														Oklahoma State at Iowa State		Oklahoma State at Iowa State	
Oklahoma State at Iowa State														Oklahoma State at Iowa State		Oklahoma State at Iowa State	
Oklahoma State at Iowa State														Oklahoma State at Iowa State		Oklahoma State at Iowa State	
Oklahoma State at Iowa State														Oklahoma State at Iowa State		Oklahoma State at Iowa State	
Oklahoma State at Iowa State														Oklahoma State at Iowa State		Oklahoma State at Iowa State	
Oklahoma State at Iowa State														Oklahoma State at Iowa State		Oklahoma State at Iowa State	
Oklahoma State at Iowa State														Oklahoma State at Iowa State		Oklahoma State at Iowa State	
Oklahoma State at Iowa State														Oklahoma State at Iowa State		Oklahoma State at Iowa State	
Oklahoma State at Iowa State														Oklahoma State at Iowa State		Oklahoma State at Iowa State	
Oklahoma State at Iowa State														Oklahoma State at Iowa State		Oklahoma State at Iowa State	
Oklahoma State at Iowa State														Oklahoma State at Iowa State		Oklahoma State at Iowa State	
Oklahoma State at Iowa State														Oklahoma State at Iowa State		Oklahoma State at Iowa State	
Oklahoma State at Iowa State														Oklahoma State at Iowa State		Oklahoma State at Iowa State	
Oklahoma State at Iowa State														Oklahoma State at Iowa State		Oklahoma State at Iowa State	
Oklahoma State at Iowa State														Oklahoma State at Iowa State		Oklahoma State at Iowa State	
Oklahoma State at Iowa State														Oklahoma State at Iowa State		Oklahoma State at Iowa State	
Oklahoma State at Iowa State														Oklahoma State at Iowa State		Oklahoma State at Iowa State	
Oklahoma State at Iowa State														Oklahoma State at Iowa State		Oklahoma State at Iowa State	
Oklahoma State at Iowa State														Oklahoma State at Iowa State		Oklahoma State at Iowa State	
Oklahoma State at Iowa State														Oklahoma State at Iowa State		Oklahoma State at Iowa State	
Oklahoma State at Iowa State														Oklahoma State at Iowa State		Oklahoma State at Iowa State	
Oklahoma State at Iowa State														Oklahoma State at Iowa State		Oklahoma State at Iowa State	
Oklahoma State at Iowa State														Oklahoma State at Iowa State		Oklahoma State at Iowa State	
Oklahoma State at Iowa State														Oklahoma State at Iowa State		Oklahoma State at Iowa State	
Oklahoma State at Iowa State														Oklahoma State at Iowa State		Oklahoma State at Iowa State	
Oklahoma State at Iowa State														Oklahoma State at Iowa State		Oklahoma State at Iowa State	
Oklahoma State at Iowa State														Oklahoma State at Iowa State		Oklahoma State at Iowa State	
Oklahoma State at Iowa State														Oklahoma State at Iowa State		Oklahoma State at Iowa State	
Oklahoma State at Iowa State														Oklahoma State at Iowa State		Oklahoma State at Iowa State	
Oklahoma State at Iowa State														Oklahoma State at Iowa State		Oklahoma State at Iowa State	
Oklahoma State at Iowa State														Oklahoma State at Iowa State		Oklahoma State at Iowa State	
Oklahoma State at Iowa State														Oklahoma State at Iowa State		Oklahoma State at Iowa State	
Oklahoma State at Iowa State														Oklahoma State at Iowa State		Oklahoma State at Iowa State	
Oklahoma State at Iowa State														Oklahoma State at Iowa State		Oklahoma State at Iowa State	
Oklahoma State at Iowa State														Oklahoma State at Iowa State		Oklahoma State at Iowa State	
Oklahoma State at Iowa State														Oklahoma State at Iowa State		Oklahoma State at Iowa State	

• Be MORE Aggressive

Mike Boynton had a request of Isaac "Ice" Likekele following OSU's three-point loss at Texas on Dec. 20. The All-Big 12 selection was averaging 10.8 points on 60.0 percent shooting, but was tied for fourth on the OSU roster in field goal attempts. Boynton told Likekele that in order for the Cowboys to succeed, they needed him to be more aggressive - "you don't have to lead the team in shots, but you can't be fourth or fifth either." Since that talk, Likekele is averaging 13.3 points, 7.0 rebounds and 4.2 assists on 49.2 percent shooting. More importantly, Ice is second on the team in field goal attempts behind only Cade Cunningham. In the Baylor game, Likekele became just the 17th Cowboy to ever reach 300 career assists, and he's just the seventh OSU player with over 300 dimes, 400 rebounds and 100 steals.

• Ball-Pressure -> Transition Offense

The Cowboys are at their best when their pressure defense leads to a speedy transition game. According to KenPom, OSU leads the Big 12 in tempo (71.2 possessions per 40) and they average 15.9 fast-break points per game (7.5 more than their opponents). In fact, they scored 37 fast-break points in the win over No. 6 Kansas, which are the most of the Mike Boynton era. Thanks to these drives to the rim OSU is also averaging a +12.1 margin in points in the paint this year. Against Iowa State, OSU posted 58 points in the paint. OSU forces 7.2 steals and 13.9 turnovers per game, and KenPom lists the Cowboys 25th nationally in defensive efficiency. Only three of OSU's opponents this season have finished the game with a positive assist-to-turnover ratio.

• You Earned It, Dee

Dee Mitchell was awarded a scholarship by head coach Mike Boynton in a heart-warming video that went viral on Jan. 17. Mitchell, who joined the roster following walk-on tryouts two years earlier, took a job at Walmart in the fall of 2020 to help his family pay for school. Mitchell's schedule each day included a shooting-session at 6 a.m., 20 hours of school and then a shift at Walmart until 10 p.m. Because of his work schedule, Mitchell practiced with the Cowboys when he could, and only dressed for one game. Then, Boynton surprised Mitchell with a scholarship during his shift at Walmart. The video garnered over a million views on social media, and his story was featured on Good Morning America, The Today Show, CBS News, and NBC News, Fox News among others.

• Avery's Arrow Pointed Up

The lightning-quick Avery Anderson III has a natural explosiveness that makes him a handful on both ends of the floor. Over the last seven games, the sophomore has averaged 10.9 points on 51.9 percent shooting, 4.4 rebounds, 1.6 steals and 2.3 assists per game. Anderson posted a career-high 17 points and six rebounds at Texas Tech, and added a career-best five dimes at Iowa State. On the personal side, Anderson was only five years old when he and his family fled from their home in the Ninth Ward of New Orleans due to Hurricane Katrina. After a year living with family in Alabama, the Andersons eventually landed in Justin, Texas, where Anderson developed into a consensus four-star recruit and national top-100 player.

• Boone On The Block

Kalib Boone faced the OSU media on Jan. 7 and was brutally honest about his inconsistent performances for the Cowboys. At the time, he was averaging 6.4 points and 4.2 rebounds on 61.1 percent shooting, but inconsistent play frustrated the Tulsa, Oklahoma native and led to more time on the OSU bench. He and Boynton had a heart-to-heart talk about it, and since that chat he's posted a 14-point game at K-State and a career-high 21 points and seven boards against Baylor. At Iowa State he was 7-of-7 from the floor for 15 points. Over the last four games, Boone is averaging 13.0 points, 4.5 rebounds, 1.3 assists, 1.0 steals and is shooting 69.4 percent from the floor.

• Bryce Is Nice

Bryce Williams has been a versatile addition to the Cowboys this season, and an instant dose of energy and veteran leadership. The senior played junior college ball at Daytona State under current OSU assistant coach Erik Pastrana before heading to Ole Miss, where he averaged 3.1 points in his lone season. But since arriving in Stillwater, Williams has posted seven double-digit scoring games and has emerged as one of the squad's top 3-point shooters and its best on-ball defender. Williams often draws the top defensive assignment, and ranks sixth in the Big 12 with 1.5 steals per game. Mike Boynton is fond of saying that Cade Cunningham is OSU's best all-around player, but Williams is a close second.

• Tribute To A Legend

Mike Boynton is joining other black head coaches across the country in a tribute to the legendary Georgetown head coach John Thompson II. Thompson's trademark was a towel draped over his shoulder, so Boynton and other coaches will wear one all season as well. Boynton's father, Mike Boynton Sr., was a big fan of both Georgetown and Thompson, and he passed along his reverence for the legendary Hoyas coach to his son, who considers Thompson a mentor and a giant among coaches.

GAME NOTES

• Canadian Cowboy

While Cade Cunningham and Canadian Cowboy Matthew-Alexander Moncrieffe were never officially teammates, the two spent the summer together in Arlington, Texas alongside OSU's other DFW players in an effort to get a jump on their season prep. Moncrieffe (who goes by "M-A") was the first two-time BioSteel All-Canadian Player of the Year, an award previously won by NBA lottery picks R.J. Barrett and Thon Maker. The Mono, Ontario native was a four-star recruit and the No. 57 player in high school basketball according to *247Sports*. Moncrieffe is known for his ability to drive the ball, and averaged 21.8 points, 7.6 rebounds, 2.1 assists, 1.7 steals, and shot 57.0 percent from the floor for Orangeville Prep as a senior. Moncrieffe has posted double-doubles in each of his last two outings, which makes him the first Cowboy since Cameron McGriff in January of 2019. Against Iowa State, he racked up 22 points and 12 boards, which are both career highs.

• Key On The Wing

Perhaps no player on the roster made the offseason jump that Keylan Boone did. The 6-8 wing opened the season with his first career double-double at UTA with 10 points and a career-high 12 rebounds, and matched that 12-rebound game in the win over Oral Roberts. But it all started in the offseason when Keylan committed himself to spending the entire summer in Stillwater working out with strength & conditioning coach Jake Manzelmann and the Cowboy coaches alongside his twin brother Kalib. It resulted in a mental buy-in that helped Keylan stand out when the talented OSU signing class arrived in Stillwater. As a freshman, Keylan led the team in plus/minus per 40 minutes (+6.6) last season.

• Tourney Town

The Cowboys have advanced to four of the last eight NCAA Tournaments and 28 times overall. The Cowboys have six Final Four appearances - 1945, 1946, 1949, 1951, 1995, 2004 - which is tied for the 10th most. OSU was the first program to win back-to-back NCAA national titles in 1945 and 1946, and the two championships tie the Cowboys for ninth most.

• 82nd Year of the White Maple

Welcome to the 82nd year on the historic white maple floor of GIA, which was named in honor of Eddie Sutton in 2005. OSU's floor has the distinction of being the oldest in college basketball. Since hosting its first game on Dec. 9, 1938 (a 21-15 win over Kansas) the GIA floor has seen OSU amass an 821-243 home record, which has included just 11 non-conference home losses since 1989.

THE COWBOYS IN GALLAGHER-IBA ARENA

	W	L	Win %
Overall	821	243	77.2%
Non-Conference	441	51	89.6%
Non-Con Since 1989	226	11	95.4%
Conference	379	193	66.3%
Big 12	139	64	68.5%

STREAKS & TRENDS

- Kalib Boone has made his last 11 shots from the floor dating back to the Baylor game on Jan. 23.
- While the Razorbacks won the last meeting with OSU in 2018, the Cowboys have taken 10 of the last 12 in the series, and four straight in Stillwater. Arkansas' last win in GIA came in 1966.
- The Cowboys have won seven of their last eight true road games and eight of their last nine away from GIA dating back to last year.
- OSU is outscoring its opponents in the paint by an average of +12.1 points per game in 2020-21. In fact, only two opponents this season have managed to outscore OSU in the paint (Kansas & Texas Southern).
- Nine of OSU's last 12 opponents have finished the game with a negative assist-to-turnover ratio.
- The Cowboys are 51-14 in the Mike Boynton era when leading at the half.
- OSU is 40-9 when holding its opponent under 40 percent shooting under Mike Boynton.
- OSU is 27-6 when scoring 80 or more points under Mike Boynton.
- OSU has forced at least 10 turnovers 98 times under Mike Boynton.
- OSU has made at least one three-pointer in 662 consecutive games dating back to Jan. 13, 2001, which is the 24th longest current streak in college basketball.

The Last Meeting

Jan. 27, 2018 | Fayetteville, Ark. | Bud Walton Arena

OKLAHOMA STATE	65
ARKANSAS	66

QUICK HITTERS

- Daniel Gafford's tip-in with 16.2 seconds remaining put Arkansas up by one, and the Razorbacks held on in the closing seconds for a 66-65 win over Oklahoma State.
- OSU had a chance to take the lead on the other end, but both Jeffrey Carroll and Mitchell Solomon missed at close range to help Arkansas secure the win.
- In a game that saw neither team lead by more than one possession in the last 12 minutes, the Razorbacks broke a five-game losing streak to the Cowboys.
- Solomon did hit two big free throws to give the Cowboys a 65-64 lead with 22 seconds to go.
- The Cowboys led by eight at the break, but a 12-0 Razorbacks run in the second half erased that edge. In all, the game featured 13 lead changes and five ties.
- Lindy Waters led the OSU with 17 points, while Solomon and Brandon Averette each added 10.

QUOTABLE COWBOY

• Mike Boynton on OSU's performance ...

"I feel like we let another really opportunity slip away. We played a really good team on their home floor, and it went down to the wire. We had several opportunities and this team has to learn how to finish."

BOX SCORE

VISITORS: Oklahoma State (13-8, 3-5 Big 12)

#	Player	tot-fg		3-pt		rebounds		pts	pf	tp	a	to	blk	s	min
		f	g	f	g	ft	of								
41	Solomon, Mitchell	f	2	4	0	0	6	6	3	3	6	3	10	1	29
35	Sima, Yankuba	c	2	2	0	0	1	2	1	2	3	5	1	2	19
00	Averette, Brandon	g	4	11	1	3	1	3	0	4	4	1	10	4	36
21	Waters, Lindy	g	4	8	3	7	6	7	1	6	7	3	17	5	34
30	Carroll, Jeffrey	g	2	10	2	5	2	2	1	5	6	3	8	1	30
04	Dziagwa, Thomas	1	9	1	8	0	0	0	0	0	3	0	1	0	16
12	McGriff, Cameron	3	5	0	1	2	2	4	6	10	1	8	3	1	22
14	N'Guessan, Lucas	1	2	0	0	0	1	1	0	1	2	2	0	0	11
33	Reeves, Trey	1	1	0	0	0	0	0	0	0	2	0	0	0	3
TEAM		2													
Totals.....		20	52	7	24	18	23	13	26	39	65	11	16	2	200

TOTAL FG%	1st Half: 15-30 50.0%	2nd Half: 5-22 22.7%	Game: 38.5%	DEADBALL
3-Pt FG%	1st Half: 6-16 37.5%	2nd Half: 1-8 12.5%	Game: 29.2%	REBOUNDS
F Throw %	1st Half: 4-6 66.7%	2nd Half: 14-17 82.4%	Game: 78.3%	3,1

HOME TEAM: Arkansas (15-6)

#	Player	tot-fg		3-pt		rebounds		pts	pf	tp	a	to	blk	s	min
		f	g	f	g	ft	of								
02	BAILEY ADRIANO	f	0	0	0	0	0	1	1	0	0	0	1	0	3
10	GAFFORD DANIEL	f	3	7	0	0	2	2	2	4	4	6	0	1	14
20	HALL DARIOUS	f	1	2	0	0	2	1	1	2	1	2	0	1	14
00	BARFORD JAYLEN	g	2	11	2	6	0	1	0	0	3	6	3	1	28
31	BEARD ANTON	g	2	11	0	6	0	1	0	4	4	2	4	6	36
01	THOMPSON TREY	3	6	0	0	1	2	3	3	6	3	7	0	0	22
04	MACON DARYL	7	13	4	7	4	1	1	2	1	22	2	1	0	32
05	COOK ARLANDO	2	3	0	0	0	0	2	1	3	1	4	0	0	12
13	THOMAS DUSTIN	2	5	0	0	5	6	3	7	10	2	9	3	1	25
23	JONES CJ	2	3	2	3	0	0	0	0	2	6	0	0	0	10
TEAM		2													
Totals.....		24	61	8	22	10	18	14	20	34	19	66	14	9	200

TOTAL FG%	1st Half: 13-31 41.9%	2nd Half: 11-30 36.7%	Game: 39.3%	DEADBALL
3-Pt FG%	1st Half: 5-10 50.0%	2nd Half: 3-12 25.0%	Game: 36.4%	REBOUNDS
F Throw %	1st Half: 1-4 25.0%	2nd Half: 9-14 64.3%	Game: 55.6%	4,1

Officials: Pat Adams, Ron Groover, Lee Cassell
Technical fouls: Oklahoma State-None, Arkansas-BARFORD, JAYLEN.
Attendance: 18057

Score by Periods	1st	2nd	Total
Oklahoma State	40	25	65
Arkansas	32	34	66

Points in the paint-OSU 20, AR 30. Points off turnovers-OSU 9, AR 20.
2nd chance points-OSU 15, AR 23. Fast break points-OSU 2, AR 11.
Bench points-OSU 15, AR 48. Score tied-5 times. Lead changed-13 times.
Last FG-OSU 2nd-07:34, AR 2nd-00:16.
Largest lead-OSU by 13 1st-11:40, AR by 3 2nd-02:06.
OSU led for 32:30. AR led for 06:38. Game was tied for 00:52.

GAME NOTES

Noting The Program

The Oklahoma State basketball program has a proud history that includes the following:

- 28 NCAA tournament appearances
- Two NCAA championships (1945 and 1946)
- Six Final Fours
- 11 Elite Eights
- 11 Sweet 16s
- 21 Conference Championships
- 34 All-America Selections
- Nine consensus All-Americans
- Seven conference players of the year
- 28 players in the NBA

MOST NCAA CHAMPIONSHIPS

1.	11	UCLA
2.	8	Kentucky
3	6	North Carolina
4.	5	Duke
	5	Indiana
6.	4	Connecticut
7.	3	Kansas
	3	Louisville
9.	2	Oklahoma State
	2	Cincinnati
	2	Florida
	2	Michigan State
	2	North Carolina State
	2	San Francisco
	2	Villanova

MOST FINAL FOUR APPEARANCES

1.	20	North Carolina
2.	17	UCLA
	17	Kentucky
4.	16	Duke
5.	14	Kansas
6.	10	Ohio State
	10	Michigan State
8.	9	Louisville
9.	8	Indiana
10.	6	Oklahoma State
		Arkansas
		Cincinnati
		Syracuse

NAISMITH HALL OF FAMERS

Bob Kurland	Enshrined in 1961
Mr. Henry Iba	Enshrined in 1969
Don Haskins	Enshrined in 1997
Bill Self	Enshrined in 2017

COLLEGE BASKETBALL HALL OF FAMERS

Don Haskins	Inducted in 2006
Mr. Henry Iba	Inducted in 2006
Bob Kurland	Inducted in 2006
Eddie Sutton	Inducted in 2011

INSIDE THE MATCHUP

• The Series With The Razorbacks

This will be the 52nd meeting between these two programs, which are separated by only 180 miles. Oklahoma State leads the all-time series with Arkansas, 36-15. While the Razorbacks took the last meeting in 2018, OSU has won 10 of the last 12 dating back to 1966. In Stillwater, OSU has a four-game win streak and leads the series 13-4. The last Arkansas win in GIA came in 1966.

• Honoring Eddie

On Saturday, Cowboys and Razorbacks will join together to honor Eddie Sutton with special shooting shirts and tributes throughout the game. Sutton spent 11 seasons in Fayetteville (1975-85), and piled up a 260-75 record that included five Southwest Conference titles, nine NCAA Tournament appearances and a trip to the Final Four in 1978. After four seasons at Kentucky, Sutton returned to Oklahoma State and spent the next 16 seasons (1991-06) racking up a 368-151 record, 13 NCAA Tournament appearances and trips to the Final Four in 1995 and 2004. Sutton was named to the 2021 class of the Naismith Memorial Hall of Fame.

• The Series With Arkansas

Overall: 36-15 • In Stillwater: 13-4 • In Fayetteville: 8-10 • Neutral: 15-1

Date	Site	OSU/Opp Rank	Score	Date	Site	OSU/Opp Rank	Score
02-27-1925	Fayetteville, Ark.	-	L 17-21	12-05-1967	Fayetteville, Ark.	-	W 61-54
02-28-1925	Fayetteville, Ark.	-	W 25-23	12-03-1968	Stillwater, Okla.	-	W 73-68
02-07-1930	Stillwater, Okla.	-	L 20-30	12-05-1969	Fayetteville, Ark.	-	W 80-67
02-08-1930	Stillwater, Okla.	-	L 23-30	12-07-1970	Stillwater, Okla.	-	W 67-65
02-20-1931	Fayetteville, Ark.	-	L 22-29	12-13-1971	Fayetteville, Ark.	-	L 76-90
02-21-1931	Fayetteville, Ark.	-	L 22-37	12-09-2000	Tulsa, Okla.	NR/21	W 74-73
01-19-1934	Fayetteville, Ark.	-	L 22-46	12-22-2001	Little Rock, Ark.	6/NR	W 85-76
01-20-1934	Fayetteville, Ark.	-	L 23-28	12-30-2002	Stillwater, Okla.	-	W 71-45
12-18-1935	Stillwater, Okla.	-	W 33-21	12-20-2003	Fayetteville, Ark.	-	W 73-58
12-19-1935	Stillwater, Okla.	-	L 15-24	01-28-2017	Stillwater, Okla.	-	W 99-71
12-29-1939	Oklahoma City, Okla.	-	W 32-26	01-27-2018	Fayetteville, Ark.	-	L 65-66
01-27-1944	Stillwater, Okla.	-	W 66-41				
01-28-1944	Oklahoma City, Okla.	-	W 17-15				
12-29-1944	Oklahoma City, Okla.	-	W 43-34				
01-12-1945	Little Rock, Ark.	-	L 38-41				
01-13-1945	El Dorado, Ark.	-	W 49-40				
03-24-1945	Kansas City, Mo.	-	W 68-41				
02-15-1946	Stillwater, Okla.	-	W 53-29				
02-16-1946	Little Rock, Ark.	-	W 46-31				
01-22-1947	Little Rock, Ark.	-	W 42-38				
01-24-1947	Oklahoma City, Okla.	-	W 49-44				
12-04-1948	Stillwater, Okla.	-	W 53-28				
12-23-1948	Fayetteville, Ark.	-	W 50-45				
12-03-1949	Stillwater, Okla.	-	W 43-41				
12-22-1949	Oklahoma City, Okla.	-	W 44-36				
12-29-1949	Oklahoma City, Okla.	-	W 57-33				
12-08-1950	Stillwater, Okla.	-	W 55-53				
12-14-1950	Fayetteville, Ark.	-	W 44-33				
12-31-1950	Oklahoma City, Okla.	3/NR	W 54-41				
12-08-1955	Stillwater, Okla.	-	W 70-66				
12-10-1956	Fayetteville, Ark.	-	W 59-50				
03-14-1958	Lawrence, Kan.	19/NR	W 65-40				
12-05-1959	Fayetteville, Ark.	-	L 50-54				
12-06-1960	Stillwater, Okla.	-	W 59-50				
12-12-1961	Fayetteville, Ark.	-	L 54-63				
12-11-1962	Stillwater, Okla.	-	W 46-45				
12-09-1964	Stillwater, Okla.	-	W 66-52				
12-09-1963	Fayetteville, Ark.	-	W 74-65				
12-07-1965	Fayetteville, Ark.	-	L 52-55				
12-07-1966	Stillwater, Okla.	-	L 46-51				
12-17-1966	Memphis, Tenn.	-	W 50-43				

STARTERS / SPECIALTY STATS / RECORDS WATCH

2020-21 STARTING LINEUPS

Opponent	Starter	Starter	Starter	Starter	Starter
at UTA	Cunningham	Flavors	Likekele	Ke Boone	Ka Boone
Texas Southern	Cunningham	Flavors	Likekele	Ke Boone	Ka Boone
at Marquette	Cunningham	Flavors	Likekele	Ke Boone	Ka Boone
Oakland	Cunningham	Flavors	Likekele	Ke Boone	Ka Boone
Oral Roberts	Cunningham	Flavors	Likekele	Ke Boone	Ka Boone
at Wichita St.	Cunningham	Flavors	Likekele	Ke Boone	Kouma
TCU	Cunningham	Flavors	Likekele	Ke Boone	Kouma
at Texas	Anderson	Cunningham	Likekele	Ke Boone	Moncrieffe
at Texas Tech	Anderson	B Williams	Likekele	Cunningham	Moncrieffe
West Virginia	Anderson	B Williams	Likekele	Cunningham	Ka Boone
at K-State	Anderson	B Williams	Likekele	Cunningham	Moncrieffe
Kansas	Anderson	B Williams	Likekele	Cunningham	Moncrieffe
Baylor	Anderson	B Williams	Likekele	Moncrieffe	Ka Boone
at Iowa State	Anderson	B Williams	Likekele	Moncrieffe	Ka Boone
Arkansas	-	-	-	-	-
at TCU	-	-	-	-	-
Texas	-	-	-	-	-
at Kansas	-	-	-	-	-
K-State	-	-	-	-	-
Iowa State	-	-	-	-	-
at Baylor	-	-	-	-	-
Texas Tech	-	-	-	-	-
Oklahoma	-	-	-	-	-
at Oklahoma	-	-	-	-	-

2020-21 SPECIALTY STATS

Opponent	OKLAHOMA STATE					OPPONENTS				
	Paint	Off/TO	2nd	Brk	Bench	Paint	Off/TO	2nd	Brk	Bench
at UT Arlington	36	2	20	13	22	26	29	4	13	31
Texas Southern	34	11	15	25	37	42	10	9	4	14
at Marquette	36	34	9	20	34	22	20	17	17	15
Oakland	44	18	13	26	17	12	25	8	13	12
Oral Roberts	44	17	17	13	26	18	6	4	3	8
at Wichita St.	34	10	12	17	38	30	15	13	3	5
TCU	50	27	15	18	35	42	10	12	10	19
at Texas	44	9	5	4	18	24	19	5	4	18
at Texas Tech	32	17	9	4	16	22	13	3	0	27
West Virginia	48	18	15	14	18	36	13	26	21	29
at K-State	42	13	9	13	33	28	14	7	5	6
Kansas	28	19	6	37	10	42	23	6	8	9
Baylor	38	5	16	8	4	32	19	20	14	22
at Iowa State	58	13	18	10	22	22	21	4	9	4
Arkansas	-	-	-	-	-	-	-	-	-	-
at TCU	-	-	-	-	-	-	-	-	-	-
Texas	-	-	-	-	-	-	-	-	-	-
at Kansas	-	-	-	-	-	-	-	-	-	-
K-State	-	-	-	-	-	-	-	-	-	-
Iowa State	-	-	-	-	-	-	-	-	-	-
at Baylor	-	-	-	-	-	-	-	-	-	-
Texas Tech	-	-	-	-	-	-	-	-	-	-
Oklahoma	-	-	-	-	-	-	-	-	-	-
at Oklahoma	-	-	-	-	-	-	-	-	-	-
Totals	568	213	179	222	330	398	237	138	124	219
Averages	40.6	15.2	12.8	15.9	23.6	28.4	16.9	9.9	8.9	15.6

OKLAHOMA STATE RECORDS WATCH

Assists in a Career

13.	320	2.5	Chianti Roberts (1993-97)
14.	319	2.9	Bill Self (1981-85)
15.	312	5.8	Jawun Evans (2015-17)
16.	308	4.2	Isaac Likekele (2018-Pr.)
	308	2.3	Markel Brown (2010-14)
18.	295	4.5	Sean Sutton (1990-92)
19.	293	4.3	John Lucas (2003-05)
20.	287	4.5	Marcus Smart (2012-14)
21.	265	2.0	Keiton Page (2008-12)
22.	264	5.0	Eddie Hannon (1980-82)
23.	239	2.4	Randy Rutherford (1992-95)
24.	229	1.9	Obi Muonelo (2006-10)

Assists per game in a Career (Min 100)

8.	4.8	287	Marcus Smart (2012-14)
9.	4.6	137	John Starks (1987-88)
10.	4.5	295	Sean Sutton (1990-92)
11.	4.3	293	John Lucas (2003-05)
12.	4.2	308	Isaac Likekele (2018-Pr.)
13.	4.0	427	Randy Wright (1977-81)
14.	4.0	545	Byron Eaton (2005-09)
15.	3.9	432	Matt Clark (1978-83)
16.	3.8	215	Win Case (1983-85)
17.	3.8	222	Maurice Baker (2000-02)
18.	3.6	337	Victor Williams (2000-03)
19.	3.5	356	JamesOn Curry (2004-07)
20.	3.5	102	Derrick Davis (1987-88)

Steals in a Career

20.	134	2.0	Tony Allen (2002-04)
21.	133	1.1	Adrian Peterson (1995-99)
	133	2.0	Cornell Hatcher (1990-92)
23.	130	1.4	Melvin Sanders (2000-03)
24.	122	1.0	Lindy Waters III (2016-20)
25.	117	1.2	Randy Rutherford (1992-95)
...			
	108	1.5	Isaac Likekele (2018-Pr.)

Steals per game in a Career (Min 60)

9.	1.9	136	Richard Dumas (1987-90)
10.	1.7	158	Victor Williams (2000-03)
	1.7	99	Maurice Baker (1990-92)
12.	1.5	108	Isaac Likekele (2018-Present)
	1.5	82	Jawun Evans (2015-17)
	1.5	143	Doug Gottlieb (1997-2000)
15.	1.4	155	Matt Clark (1978-83)
	1.4	95	Daniel Bobik (2003-05)
	1.4	130	Melvin Sanders (2000-03)
18.	1.3	140	Marcus Dove (2003-08)
	1.3	88	Sean Sutton (1990-92)
	1.3	167	Darwyn Alexander (1988-92)
	1.3	173	Terrel Harris (2005-09)
	1.3	170	Ivan McFarlin (2001-05)
	1.3	159	Byron Houston (1988-92)

Points per game in a Season

5.	21.0	713	Bryant Reeves (Sr.), 1993-94
6.	20.7	601	Bob Mattick (Sr.), 1953-54
7.	20.4	509	Arlen Clark (Sr.), 1958-59
8.	20.2	688	Byron Houston (Sr.), 1991-92
9.	19.8	593	Maurice Baker (Sr.), 2000-01
10.	19.6	724	Randy Rutherford (Sr.), 1994-95
11.	19.5	643	Bob Kurland (Sr.), 1945-46
12.	19.5	566	Bryant Reeves (So.), 1992-93
13.	19.2	613	Jawun Evans (So.), 2016-17
14.	19.0	647	Mario Boggan (Sr.), 2006-07
15.	18.6	483	Kevin Fitzgerald (Sr.), 1972-73
16.	18.5	574	Byron Houston (So.), 1989-90
17.	18.2	638	James Anderson (So.), 2008-09
18.	18.0	611	Desmond Mason (Sr.), 1999-2000
	18.0	557	Marcus Smart (So.), 2013-14
	18.0	485	Joe Atkinson (Sr.), 1983-84
21.	17.8	214	Cade Cunningham (Fr.), 2020-21
22.	17.7	585	Joey Graham (Sr.), 2004-05
23.	17.7	584	John Lucas (Sr.), 2004-05
24.	17.7	601	Adrian Peterson (Sr.), 1998-99
25.	17.7	512	Adrian Peterson (Sr.), 1997-98
26.	17.5	576	Jeffrey Carroll (Sr.), 2016-17

NATIONAL POLLS / SUPERLATIVES

National Polls

ASSOCIATED PRESS (JAN. 25)

RK	TEAM	RECORD	PTS
1	Gonzaga (61)	15-0	1,597
2	Baylor (3)	14-0	1,539
3	Villanova	10-1	1,459
4	Michigan	13-1	1,376
5	Texas	11-2	1,341
6	Houston	13-1	1,281
7	Iowa	12-3	1,214
8	Virginia	10-2	1,067
9	Alabama	13-3	1,039
10	Texas Tech	11-4	954
11	West Virginia	10-4	869
12	Missouri	10-2	833
13	Ohio State	12-4	810
14	Wisconsin	12-4	757
15	Kansas	10-5	665
16	Florida State	9-2	656
17	Creighton	11-4	640
18	Tennessee	10-3	638
19	Illinois	10-5	415
20	Virginia Tech	11-3	242
21	Minnesota	11-5	223
22	Saint Louis	7-1	218
23	UCLA	12-3	157
24	Oklahoma	9-4	151
25	Louisville	10-3	117

Others receiving votes: Boise State 108, Drake 75, Colorado 59, USC 50, **Oklahoma State 49**, Oregon 49, Florida 37, Connecticut 20, Winthrop 16, Xavier 14, Loyola Chicago 12, BYU 11, Purdue 11, Belmont 9, Clemson 8, St. Bonaventure 6, Toledo 4, Arizona 4.

USA TODAY COACHES (JAN. 25)

RK	TEAM	RECORD	PTS
1	Gonzaga	15-0	797
2	Baylor	14-0	771
3	Villanova	10-1	735
4	Michigan	13-1	666
5	Texas	11-2	665
6	Houston	13-1	635
7	Iowa	12-3	555
8	Virginia	10-2	527
8	Alabama	13-3	527
10	Texas Tech	11-4	439
11	West Virginia	10-4	408
12	Missouri	10-2	406
13	Wisconsin	12-4	360
14	Creighton	11-4	359
15	Ohio St.	12-4	340
16	Florida State	9-2	334
17	Tennessee	10-3	320
18	Kansas	10-5	296
19	Virginia Tech	11-3	225
20	Minnesota	11-5	152
21	UCLA	12-3	150
22	Illinois	10-5	138
23	Louisville	10-3	88
24	Saint Louis	7-1	73
25	Oregon	9-3	66

Others receiving votes: Oklahoma 65; Boise St. 60; Southern California 51; Colorado 40; **Oklahoma State 37**; Xavier 22; Loyola-Chicago 21; Drake 17; Clemson 15; Florida 14; Purdue 7; Connecticut 5; Arkansas 4; St. Bonaventure 3; San Diego St. 3; Michigan St 3; Winthrop 1.

OSU's Record When

	2020-21	Boynton Era
Overall	10-4	61-53
Big 12 Conference games only	4-4	24-38
Non-Conference games only	6-0	37-15
Home games	4-3	37-22
Away games	6-1	16-25
Neutral games	-	8-6
vs. AP Top 25	2-3	10-22
vs. KenPom Top 50	3-3	21-44
vs. KenPom 51-100	1-1	10-7
Leading at halftime	9-3	51-14
Tied / Trailing at halftime	1-1	10-39
Shooting 50 percent or better	3-0	16-1
Shooting less than 50 percent	7-4	45-51
Shooting same/better than opponent	10-2	51-10
Shooting worse than opponent	0-2	10-43
Opp. shoots 50 pct. or better	0-1	2-19
Opp. shoots less than 50 pct.	2-2	19-25
Opp. shoots less than 40 pct.	8-1	40-9
Out-rebounding opponent	7-2	40-14
Opp. has more/same # of rebounds	3-2	21-39
Committing fewer TOs than opponent	5-2	36-25
Committing more or same # of TOs	5-2	25-28
Forced less than 10 turnovers	1-0	3-14
Forced 10-14 turnovers	5-3	30-22
Forced 15-19 turnovers	3-0	23-13
Forced 20-plus turnovers	1-1	6-4
Making more FTs than opponent	7-2	42-11
Making fewer or same # of FTs	3-2	20-42
Scoring 80-89 points	5-1	23-6
Scoring 90-99 points	-	2-0
Scoring 100-plus points	-	2-0
Opponent scores less than 50 points	-	4-0
Opponent scores less than 60 points	1-0	12-2
Opponent scores less than 70 points	5-0	23-9
Opponent scores less than 80 points	4-2	18-22
Opponent scores 80-plus points	0-2	4-17
Opponent scores 90-plus points	-	0-2
Opponent scores 100-plus points	-	0-1
Final Margin: 1-3 points	1-3	9-9
4-6 points	3-0	11-7
7-10 points	2-0	12-10
11-15 points	1-1	10-13
16-19 points	1-0	8-6
20-plus points	2-0	11-8
National television		
CBS	-	2-3
ABC	-	0-1
CBS Sports	-	1-1
ESPN	1-1	5-4
ESPN2	2-1	10-17
ESPNU	-	15-14
ESPNNews	-	2-3
Longhorn Network	0-1	0-2
Fox Sports 1 / 2	1-0	2-0
FSN / FCS	-	12-2
Big Ten Network	-	0-2
TNT/TBS	-	0-0
ESPN+ / ESPN3	6-0	12-4
Miscellaneous		
Oklahoma State's all-time record		1,687-1,196
OSU's record in GIA		822-243
Consecutive Games With 3-Pointer		681

Misc. Statistics

Double-Doubles		Charges Taken	
MA Moncrieffe	2	Isaac Likekele	4
Cade Cunningham	1	Avery Anderson	2
Keylan Boone	1	Rondel Walker	1
		Kalib Boone	1
Dunks			
Kalib Boone	10		
MA Moncrieffe	8		
Cade Cunningham	6		
Bryce Williams	4		
Isaac Likekele	2		
Rondel Walker	2		
Keylan Boone	1		
Avery Anderson	1		

OSU's Largest ...

Overall win	21 at Iowa State (01/25/21)
Overall loss	15 vs Baylor (01/23/21)
Overall lead	23 vs TX Southern (11/28/20)
Overall deficit	18 vs Baylor (01/23/21)
Overall deficit overcome	12 at Marquette (12/01/20)
Lead conceded	19 vs WVU (01/04/21)
Largest scoring run	15 at Marquette (12/01/20)
Largest scoring run allowed	17 at Texas (12/20/20)
Halftime lead	11 vs TX Southern (11/28/20)
Halftime lead conceded	10 vs WVU (01/04/21)
Halftime deficit	5 vs TCU (12/16/20)
Halftime deficit overcome	5 vs TCU (12/16/20)

Boynton by Opponent

Arkansas	0-1	Stanford	1-0
Austin Peay	1-0	Syracuse	1-0
Baylor	1-6	TCU	2-6
Central Arkansas	1-0	Texas	3-4
Charlotte	1-1	Texas A&M	1-1
Charlston	2-0	TAMU-Corpus Christi	1-0
Georgetown	0-1	UT Arlington	1-0
Houston	1-1	UTSA	1-0
Houston Baptist	1-0	Texas Southern	1-0
Iowa State	5-3	Texas Tech	3-4
Kansas	3-5	UTRGV	1-0
Kansas City	1-0	Tulsa	1-1
Kansas State	3-4	Villanova	0-1
Florida Gulf Coast	1-0	Western Kentucky	0-1
Florida State	1-0	West Virginia	3-4
LSU	1-0	Western Michigan	1-0
Marquette	1-0	Wichita State	1-2
Memphis	1-0	Yale	1-0
Minnesota	0-2		
Mississippi	1-0	Total	61-53 (.535)
Mississippi Valley St.	1-0	Non-Con	37-16 (.698)
Nebraska	0-1	Big 12	24-38 (.387)
Oakland	1-0	Home	37-22 (.627)
Oklahoma	3-4	Road	16-25 (.390)
Oral Roberts	3-0	Neutral	8-6 (.571)
Pepperdine	1-0	Postseason	4-3 (.571)
Pittsburgh	1-0		
South Carolina	1-0		
Southeastern La.	1-0		

PLAYER SPOTLIGHT

O AVERY ANDERSON III

Guard • 6-3 • 170 • Sophomore • Justin, Texas • Northwest HS



- Reached double-figures in scoring in five of his last 7 games since entering the starting lineup.
- Totaled a career-high 17 points at Texas Tech, led the team in scoring alongside Isaac Likekele and guided the Cowboys to an overtime win against the Red Raiders.
- Last season, Anderson saw action in 30 games and proved a speedy 1-2 punch alongside Isaac Likekele.
- Posted a pair of double-digit scoring games, including a season-high 16 points against Minnesota.
- Ended the year with 42 assists (1.4 apg), which ranked third on the squad.
- Heads-up play in the closing seconds of the Big 12 Championship matchup against Iowa State led to the game-winning bucket from Isaac Likekele.
- Tallied 14 games with at least two assists.
- Proved a capable rebounder with six-board games against Ole Miss and TCU.
- Ended the year with a rebounding average of 2.1 per game.
- Finished with 12 points, four rebounds and a team-high, four steals in his second career start against Iowa State.
- Had a balanced stat line of eight points, three rebounds and three steals against West Virginia.

AGAINST TODAY'S OPPONENT

Opponent	Date	GS	Min	FG	FGA	3FG	FGA	FT	FTA	Off	Def	Tot	PF	A	TO	Blk	Stl	Pts
Arkansas	First Career Meeting																	

2020-21 GAME-BY-GAME STATS

Opponent	Date	GS	MIN	Total		3-Pointers		Free throws		Rebounds				PF	A	T/O	BLK	STL	PTS	AVG
				FG-FGA	PCT	3FG-3FGA	PCT	FT-FTA	PCT	OFF	DEF	TOT	AVG							
at UT Arlington	11/25/2020		15:49	2-4	.500	1-2	.500	2-2	1.000	0	4	4	4.0	1	1	3	0	0	7	7.0
Texas Southern	11/28/2020		25:28	3-9	.333	1-3	.333	2-3	.667	0	3	3	3.5	1	2	2	0	0	9	8.0
at Wichita St.	12/12/2020		10:59	3-4	.750	1-1	1.000	0-1	.000	0	2	2	3.0	3	0	1	0	1	7	7.7
TCU	12/16/2020		16:17	1-4	.250	0-0	.000	0-0	.000	0	1	1	2.5	2	2	2	0	3	2	6.3
at Texas	12/20/2020	*	34:57	4-8	.500	1-2	.500	2-3	.667	0	6	6	3.2	5	1	0	0	3	11	7.2
at Texas Tech	01/02/2021	*	40:14	6-7	.857	1-1	1.000	4-4	1.000	0	6	6	3.7	3	1	1	0	2	17	8.8
West Virginia	01/04/2021	*	22:26	0-4	.000	0-2	.000	4-6	.667	1	3	4	3.7	4	2	1	1	1	4	8.1
at Kansas St.	01/09/2021	*	30:32	5-10	.500	1-3	.333	0-0	.000	1	3	4	3.8	5	4	2	0	1	11	8.5
Kansas	01/12/2021	*	31:40	5-6	.833	1-2	.500	3-3	1.000	0	3	3	3.7	2	3	3	0	2	14	9.1
Baylor	01/23/2021	*	36:21	3-9	.333	0-2	.000	2-2	1.000	1	4	5	3.8	4	0	5	1	1	8	9.0
at Iowa St.	01/25/2021	*	26:58	5-10	.500	1-3	.333	0-0	.000	1	2	3	3.7	1	5	5	0	1	11	9.2
Totals		7	291:41	37-75	.493	8-21	.381	19-24	.792	4	37	41	3.7	31	21	25	2	15	101	9.2

Player Averages

Games Played	Minutes/game	Points/game	FG Pct	3FG Pct	FT Pct	Rebounds/game	Assists/game	Turnovers/game	Assist/Turnover ratio	Steals/game	Blocks/game
11	26.5	9.2	49.3	38.1	79.2	3.7	1.9	2.3	0.8	1.4	0.2

CAREER GAME HIGHS / SUPERLATIVES

Points	17 at Texas Tech, 01/02/21
Rebounds	6, 4X, last at Texas Tech, 01/02/21
Field Goals	6, 2X, last at Texas Tech, 01/02/21
Field Goals Att.	12 at TCU, 01/11/20
3-Point FG	1, 9X, last at Iowa State, 01/25/21
3-Point FG Att.	3, 4X, last at Iowa State, 01/25/21
Free Throws Made	5 vs SELA, 12/29/19
Free Throws Att.	6, 2X, last vs West Virginia, 01/04/21
Assists	5 at Iowa State, 01/25/21
Steals	4 at Iowa State, 01/21/20
Blocks	2, 9X, last vs West Virginia, 01/04/21
Minutes	40:14 at Texas Tech, 01/02/21

Miscellaneous

Miscellaneous	Career
Games with 10+ points	7
Games with 20+ points	0
Games with 5+ rebounds	5
Games with 10+ rebounds	0
Games with 3+ assists	5
Games with 2+ steals	11
Games with 2+ blocks	0
Double-Doubles	0
Games led OSU in points	1
Games led OSU in rebounds	1
Games led OSU in assists	3
Games led OSU in steals	10
Games led OSU in blocks	6


CAREER STATS

			Field Goals		3-Point		F-Throws		Rebounds											Scoring	
SEASON TEAM	GP-GS	MIN/AVG	FG-FGA	FG%	3FG-FGA	3FG%	FT-FTA	FT%	OFF	DEF	TOT	AVG	PF-FO	AST	TO	BLK	STL	PTS	AVG		
2019-20 OSU	30-4	461/15.4	48-132	.364	2-26	.077	28-35	.800	9	55	64	2.1	63-0	42	55	8	31	126	4.2		
2020-21 OSU	11-7	292/26.5	37-75	.493	8-21	.381	19-24	.792	4	37	41	3.7	31-2	21	25	2	15	101	9.2		
TOTAL	41-11	752/18.3	85-207	.411	10-47	.213	47-59	.797	13	92	105	2.6	94-2	63	80	10	46	227	5.5		

PLAYER SPOTLIGHT

1 CHRIS HARRIS JR.

Guard • 6-2 • 200 • Sophomore • Dallas • South Garland HS



- Suffered another knee injury in the season opener, and will miss the rest of the 2020-21 season.
- Saw action in 22 games as a freshman and earned three starts, including the TCU win.
- Suffered a season-ending knee injury in the win over TCU on Feb. 5. Chris has worked hard in his injury rehabilitation and has returned to the court with a strong presence.
- A vocal locker room leader alongside Isaac Likekele.
- Posted a season-high 10 points in his first career start against Georgetown.
- Scored in 16 games for the Cowboys in 2019-20.
- Lit up Syracuse with 3-of-7 shooting from 3-point, including a pair from NBA range. He finished the game with nine points.
- Averaged 3.4 points per game in his first season as a Cowboy.
- Also tallied 24 rebounds (1.1 per game), 13 steals (0.6) and 12 assists (0.5) as a freshman.
- Rivals.com awarded Harris a four-star ranking and named him the nation's No. 97 overall recruit.
- ESPN also gave Harris a four-star grade and named him among the top 25 shooting guards in the country.
- 247Sports graded him as the No. 13 player in the state of Texas out of South Garland High School.

AGAINST TODAY'S OPPONENT

Opponent	Date	GS	Min	FG	FGA	3FG	FGA	FT	FTA	Off	Def	Tot	PF	A	TO	Blk	Stl	Pts
Arkansas	First Career Meeting																	

2020-21 GAME-BY-GAME STATS

Opponent	Date	GS	MIN	Total		3-Pointers		Free throws		Rebounds				PF	A	T/O	BLK	STL	PTS	AVG
				FG-FGA	PCT	3FG-3FGA	PCT	FT-FTA	PCT	OFF	DEF	TOT	AVG							
at UT Arlington	11/25/2020		06:37	2-4	.500	0-2	.000	0-0	.000	0	0	0	0.0	0	0	0	0	1	4	4.0
Totals		0	06:37	2-4	.500	0-2	.000	0-0	.000	0	0	0	0.0	0	0	0	0	1	4	4.0

Player Averages

Games Played	Minutes/game	Points/game	FG Pct	3FG Pct	FT Pct	Rebounds/game	Assists/game	Turnovers/game	Assist/Turnover ratio	Steals/game	Blocks/game
1	6.6	4.0	50.0	0.0	0.0	0.0	0.0	0.0	0.0	1.0	0.0

CAREER GAME HIGHS / SUPERLATIVES

Points	10 vs Georgetown, 12/04/19
Rebounds	3, 3X, last at Houston, 12/15/19
Field Goals	4 vs Georgetown, 12/04/19
Field Goals Att.	10 vs Georgetown, 12/04/19
3-Point FG	3 vs Syracuse, 11/27/19
3-Point FG Att.	7, 2X, last vs Georgetown, 12/04/19
Free Throws Made	1, 2X, last at Houston, 12/15/19
Free Throws Att.	2, 3X, last at Houston, 12/15/19
Assists	2, 3X last vs Baylor, 01/18/20
Steals	3 vs Wichita State, 12/08/19
Blocks	-
Minutes	30 vs Wichita State, 12/08/19

Miscellaneous

Miscellaneous	Career
Games with 10+ points	1
Games with 20+ points	0
Games with 5+ rebounds	0
Games with 10+ rebounds	0
Games with 3+ assists	0
Games with 2+ steals	3
Games with 2+ blocks	0
Double-Doubles	0
Games led OSU in points	0
Games led OSU in rebounds	0
Games led OSU in assists	0
Games led OSU in steals	5
Games led OSU in blocks	0

CAREER STATS

				Field Goals		3-Point		F-Throws		Rebounds										Scoring	
SEASON	TEAM	GP-GS	MIN	AVG	FG-FGA	FG%	3FG-FGA	3FG%	FT-FTA	FT%	OFF	DEF	TOT	AVG	PF-FO	AST	TO	BLK	STL	PTS	AVG
2019-20	OSU	22-3	333	15.1	29-101	.287	12-59	.203	4-11	.364	3	21	24	1.1	16-0	12	12	0	13	74	3.4
2020-21	OSU	1-0	7	6.6	2-4	.500	0-2	.000	0-0	.000	0	0	0	0.0	0-0	0	0	0	1	4	4.0
TOTAL		23-3	340	14.8	31-105	.295	12-61	.197	4-11	.364	3	21	24	1.0	16-0	12	12	0	14	78	3.4

PLAYER SPOTLIGHT

2 CADE CUNNINGHAM

Guard • 6-8 • 220 • Freshman • Arlington, Texas • Montverde Academy



- Averaging 10.5 points on 5.3.2 percent shooting in the second half of games this season.
- Ranks second nationally in scoring by a freshman, and he is the nation's only player averaging his all-around stat line.
- Ranks 2nd on the roster in plus/minus at +57 on the year (+4.8 per game, +5.6 per 40 minutes).
- Leads the OSU roster with 4.6 fouls drawn per game this season.
- Called game against Wichita State with a heavily contested 3PT-shot in the final minute, OSU's first game-winner since Isaac Likekele's driving layup vs. Iowa State in the Big 12 tournament last season on March 11.
- Dropped 29 points on Oral Roberts, the most by an OSU player since Jawun Evans scored 30 against UNC in the Maui Invitational on Nov. 22, 2016.
- Big 12 Newcomer of the Week on Dec. 7 for leading OSU to a road win at Marquette.
- Recorded a double-double in his collegiate debut at UT Arlington, the first freshman in school history to do so. He is also the first Big 12 player to open their career with a 20/10 performance since K-State star Michael Beasley.
- The lone freshman named to the Associated Press Preseason All-America team.
- CBS Sports Preseason National Freshman of the Year and All-America First Team selection, and he was listed at No. 2 on their ranking of the top 101 players in college basketball for 2020-21.
- Hoops legend Dick Vitale named Cunningham his "Preseason All-Diaper Dandy," which is his version of the freshman of the year award.

AGAINST TODAY'S OPPONENT

Opponent	Date	GS	Min	FG	FGA	3FG	FGA	FT	FTA	Off	Def	Tot	PF	A	TO	Blk	Stl	Pts
Arkansas	First Career Meeting																	

2020-21 GAME-BY-GAME STATS

Opponent	Date	GS	MIN	Total		3-Pointers		Free throws		Rebounds			PF	A	T/O	BLK	STL	PTS	AVG	
				FG-FGA	PCT	3FG-3FGA	PCT	FT-FTA	PCT	OFF	DEF	TOT	AVG							
at UT Arlington	11/25/2020	*	36:24	7-16	.438	2-5	.400	5-7	.714	2	8	10	10.0	3	3	5	0	21	21.0	
Texas Southern	11/28/2020	*	27:11	7-12	.583	1-2	.500	5-5	1.000	2	2	4	7.0	3	4	2	2	20	20.5	
at Marquette	12/01/2020	*	30:33	5-10	.500	0-1	.000	3-4	.750	1	5	6	6.7	2	3	3	1	13	18.0	
Oakland	12/05/2020	*	34:41	6-13	.462	3-5	.600	3-3	1.000	0	4	4	6.0	2	8	3	1	2	18	18.0
Oral Roberts	12/08/2020	*	33:08	9-18	.500	2-4	.500	9-10	.900	0	4	4	5.6	2	3	5	1	0	29	20.2
at Wichita St.	12/12/2020	*	34:49	4-11	.364	2-4	.500	0-0	.000	0	6	6	5.7	0	3	4	1	1	10	18.5
TCU	12/16/2020	*	31:21	6-18	.333	0-3	.000	5-8	.625	3	5	8	6.0	3	3	1	2	0	17	18.3
at Texas	12/20/2020	*	38:03	9-19	.474	1-6	.167	6-8	.750	0	3	3	5.6	2	3	6	0	0	25	19.1
at Texas Tech	01/02/2021	*	38:44	3-12	.250	1-3	.333	6-7	.857	0	7	7	5.8	5	4	2	0	4	13	18.4
West Virginia	01/04/2021	*	31:41	10-16	.625	3-8	.375	2-2	1.000	3	6	9	6.1	5	3	5	1	2	25	19.1
at Kansas St.	01/09/2021	*	30:42	1-3	.333	1-2	.500	2-2	1.000	0	6	6	6.1	2	5	2	1	0	5	17.8
Kansas	01/12/2021	*	39:06	6-12	.500	3-6	.500	3-4	.750	0	7	7	6.2	2	3	4	2	0	18	17.8
Totals			12	406:23	.456	19-49	.388	49-60	.817	11	63	74	6.2	31	45	42	12	14	214	17.8

Player Averages

Games Played	Minutes/game	Points/game	FG Pct	3FG Pct	FT Pct	Rebounds/game	Assists/game	Turnovers/game	Assist/Turnover ratio	Steals/game	Blocks/game
12	33.9	17.8	45.6	38.8	81.7	6.2	3.8	3.5	1.1	1.2	1.0

CAREER GAME HIGHS / SUPERLATIVES

Points	29 vs Oral Roberts, 12/08/20
Rebounds	10 at UTA, 11/25/20
Field Goals	10 vs West Virginia, 01/04/21
Field Goals Att.	19 at Texas 12/20/20
3-Point FG	3, 2X, last vs West Virginia, 01/04/21
3-Point FG Att.	8 vs West Virginia, 01/04/21
Free Throws Made	9 vs Oral Roberts, 12/08/20
Free Throws Att.	10 vs Oral Roberts, 12/08/20
Assists	8 vs Oakland, 12/05/20
Steals	4 at Texas Tech, 01/02/21
Blocks	2, 3X, last vs Kansas, 01/12/21
Minutes	39:06 vs Kansas, 01/12/21


Miscellaneous

Miscellaneous	Career
Games with 10+ points	11
Games with 20+ points	5
Games with 5+ rebounds	8
Games with 10+ rebounds	1
Games with 3+ assists	12
Games with 2+ steals	5
Games with 2+ blocks	3
Double-Doubles	1
Games led OSU in points	8
Games led OSU in rebounds	3
Games led OSU in assists	7
Games led OSU in steals	4
Games led OSU in blocks	5

PLAYER SPOTLIGHT

4 DONOVAN WILLIAMS

Guard • 6-5 • 200 • Freshman • Lincoln, Neb. • North Star HS



- Will miss the remainder of the 2020-21 season with a knee injury.
- Named Nebraska's Mr. Basketball after leading the state with an average of 28.3 points per game.
- Rated as a four-star recruit by both ESPN and Rivals.
- No slouch in the rebounding department, he also hauled in a team-high 8.1 boards per game, and added 1.6 steals and 1.4 assists per game.
- Rivals lists Williams as the nation's 128th ranked recruit, while 247Sports also listed him among the top 150 recruits in the country and the No. 28 shooting guard.
- Three-time First Team All-State selection and a two-time First Team Super-State honoree by the Nebraska Coaches Association.
- The Lincoln Journal Star also had Williams listed among their First-Team All-State selections in 2019 and 2020.
- A true scorer from all three levels, Williams posted a school-record 50 points against Class A state champion Bellevue West just days after scoring 44 points against Lincoln Northeast.
- Williams set new school records for points in a career, single-season scoring average, as well as 3-pointers in a season and career.
- As a junior, he averaged 21 points, 5.2 rebounds and 2.7 assists per game while leading North Star to the Class A semifinals.
- The three-time all-city first-team selection scored 18.3 points an outing as a sophomore.

AGAINST TODAY'S OPPONENT

Opponent	Date	GS	Min	FG	FGA	3FG	FGA	FT	FTA	Off	Def	Tot	PF	A	TO	Blk	Stl	Pts
Arkansas	First Career Meeting																	

2020-21 GAME-BY-GAME STATS

Opponent	Date	GS	MIN	Total		3-Pointers		Free throws		Rebounds				PF	A	T/O	BLK	STL	PTS	AVG
				FG-FGA	PCT	3FG-3FGA	PCT	FT-FTA	PCT	OFF	DEF	TOT	AVG							
at UT Arlington	11/25/2020		05:30	0-1	.000	0-1	.000	0-0	.000	0	0	0	0.0	0	0	0	0	0	0	0.0
Texas Southern	11/28/2020		13:22	0-2	.000	0-1	.000	0-0	.000	0	0	0	0.0	1	0	0	1	1	0	0.0
at Marquette	12/01/2020		03:15	0-1	.000	0-0	.000	0-0	.000	0	2	2	0.7	0	0	1	0	1	0	0.0
Oakland	12/05/2020		08:46	0-3	.000	0-1	.000	0-0	.000	0	0	0	0.5	3	0	0	0	1	0	0.0
Oral Roberts	12/08/2020		02:27	0-1	.000	0-1	.000	0-0	.000	1	1	2	0.8	0	0	0	0	0	0	0.0
West Virginia	01/04/2021		01:07	0-1	.000	0-0	.000	0-0	.000	0	0	0	0.7	0	0	0	0	0	0	0.0
Totals		0	34:27	0-9	.000	0-4	.000	0-0	.000	1	3	4	0.7	4	0	1	1	3	0	0.0

Player Averages

Games Played	Minutes/game	Points/game	FG Pct	3FG Pct	FT Pct	Rebounds/game	Assists/game	Turnovers/game	Assist/Turnover ratio	Steals/game	Blocks/game
6	5.7	0.0	0.0	0.0	0.0	0.7	0.0	0.2	0.0	0.5	0.2

CAREER GAME HIGHS / SUPERLATIVES

Points	-
Rebounds	2, 2X, last vs Oral Roberts, 12/08/20
Field Goals	-
Field Goals Att.	3 vs Oakland, 12/05/20
3-Point FG	-
3-Point FG Att.	1, 4x, last vs Oral Roberts, 12/08/20
Free Throws Made	-
Free Throws Att.	-
Assists	-
Steals	1, 3X, last vs Oakland, 12/05/20
Blocks	1 vs Texas Southern, 11/28/20
Minutes	13:22 vs Texas Southern, 11/28/20


Miscellaneous

	Career
Games with 10+ points	-
Games with 20+ points	-
Games with 5+ rebounds	-
Games with 10+ rebounds	-
Games with 3+ assists	-
Games with 2+ steals	-
Games with 2+ blocks	-
Double-Doubles	-
Games led OSU in points	-
Games led OSU in rebounds	-
Games led OSU in assists	-
Games led OSU in steals	-
Games led OSU in blocks	-

PLAYER SPOTLIGHT

5 RONDEL WALKER

Guard • 6-4 • 170 • Freshman • Midwest City, Okla. • Putnam City West HS



- Scored 20 points, including 4 three-pointers, with a 7-of-12 clip from the field at Iowa State.
- Snagged a notable 10 rebounds in the victory over No. 6 Kansas.
- Early on in Big 12 play, posted a streak of at least two 3-pointers in three-straight games, including a 15-point outing at K-State.
- Broke out for 19 points in the win over Texas Southern, and added 16 points in the victory at Marquette.
- Known for his defensive intensity and court awareness.
- A unanimous four-star talent, Walker was No. 55 on the final ESPN Top-100 for 2020.
- Was also named a national top-100 recruit by 247Sports (95th).
- Earned the 2020 Jim Thorpe High School Player of the Year award from the Oklahoma Sports Hall of Fame.
- Named The Oklahoman's 2020 Big All-City Player of the Year.
- Touted as one of the nation's 15 most underrated freshmen in the country by Fan Sided.
- Putnam City West's all-time leader in career points and steals.
- Member of The Oklahoman's 2020 Super 5 First Team, which made him the 30th Super Team selection by an OSU signee.
- Averaged 25.8 points per game while grabbing 5.1 rebounds and dishing 3.2 assists as a senior. Defensively, he was stellar, nabbing 4.1 steals per game.

AGAINST TODAY'S OPPONENT

Opponent	Date	GS	Min	FG	FGA	3FG	FGA	FT	FTA	Off	Def	Tot	PF	A	TO	Blk	Stl	Pts
Arkansas	First Career Meeting																	

2020-21 GAME-BY-GAME STATS

Opponent	Date	GS	MIN	Total		3-Pointers		Free throws		Rebounds				PF	A	T/O	BLK	STL	PTS	AVG
				FG-FGA	PCT	3FG-3FGA	PCT	FT-FTA	PCT	OFF	DEF	TOT	AVG							
at UT Arlington	11/25/2020		10:58	0-0	.000	0-0	.000	0-0	.000	0	1	1	1.0	1	0	0	0	0	0	0.0
Texas Southern	11/28/2020		23:33	7-12	.583	3-7	.429	2-2	1.000	1	2	3	2.0	0	0	1	0	0	19	9.5
at Marquette	12/01/2020		25:57	4-9	.444	0-2	.000	8-9	.889	0	1	1	1.7	2	0	2	1	1	16	11.7
Oakland	12/05/2020		23:03	1-5	.200	1-4	.250	0-0	.000	1	4	5	2.5	0	2	3	1	1	3	9.5
Oral Roberts	12/08/2020		23:11	1-3	.333	1-2	.500	1-2	.500	0	2	2	2.4	0	0	1	0	2	4	8.4
at Wichita St.	12/12/2020		26:44	5-11	.455	2-6	.333	1-2	.500	0	2	2	2.3	2	1	2	1	1	13	9.2
TCU	12/16/2020		25:38	4-7	.571	0-2	.000	4-6	.667	0	2	2	2.3	0	0	0	0	1	12	9.6
at Texas	12/20/2020		14:36	0-2	.000	0-1	.000	1-2	.500	1	0	1	2.1	1	0	0	0	0	1	8.5
at Texas Tech	01/02/2021		27:08	2-7	.286	2-6	.333	0-0	.000	1	1	2	2.1	2	1	2	0	0	6	8.2
West Virginia	01/04/2021		29:22	3-9	.333	2-6	.333	4-6	.667	0	2	2	2.1	0	0	0	0	1	12	8.6
at Kansas St.	01/09/2021		34:12	4-7	.571	3-5	.600	4-5	.800	0	3	3	2.2	0	2	3	0	2	15	9.2
Kansas	01/12/2021		24:55	3-11	.273	1-4	.250	1-1	1.000	3	7	10	2.8	3	0	0	0	0	8	9.1
at Iowa St.	01/25/2021		31:07	7-12	.583	4-8	.500	2-5	.400	0	3	3	2.8	2	1	1	0	3	20	9.9
Totals		0	320:24	41-95	.432	19-53	.358	28-40	.700	7	30	37	2.8	13	7	15	3	12	129	9.9

Player Averages

Games Played	Minutes/game	Points/game	FG Pct	3FG Pct	FT Pct	Rebounds/game	Assists/game	Turnovers/game	Assist/Turnover ratio	Steals/game	Blocks/game
13	24.6	9.9	43.2	35.8	70.0	2.8	0.5	1.2	0.5	0.9	0.2

CAREER GAME HIGHS / SUPERLATIVES

Points	20 at Iowa State, 01/25/21
Rebounds	10 vs Kansas, 01/12/21
Field Goals	7, 2X, last at Iowa State, 01/25/21
Field Goals Att.	12, 2X, last at Iowa State, 01/25/21
3-Point FG	4 at Iowa State, 01/25/21
3-Point FG Att.	8 at Iowa State, 01/25/21
Free Throws Made	8 at Marquette, 12/01/20
Free Throws Att.	9 at Marquette, 12/01/20
Assists	2, 2X, last at Kansas State, 01/09/21
Steals	3 at Iowa State, 01/25/21
Blocks	1, 3X last at Wichita State, 12/12/20
Minutes	34:12 at Kansas State, 01/09/21

Miscellaneous

Miscellaneous	Career
Games with 10+ points	6
Games with 20+ points	1
Games with 5+ rebounds	2
Games with 10+ rebounds	1
Games with 3+ assists	-
Games with 2+ steals	3
Games with 2+ blocks	-
Double-Doubles	-
Games led OSU in points	2
Games led OSU in rebounds	1
Games led OSU in assists	-
Games led OSU in steals	2
Games led OSU in blocks	2

PLAYER SPOTLIGHT

12 MATTHEW-ALEXANDER MONCRIEFFE

Forward • 6-7 • 215 • Freshman • Mono, Ontario, Canada • Orangeville Prep

(Goes by "M-A" • Pronounced: MON-cree-FF)



- Posted his second-straight double-double with career-highs in points and rebounds: 22 and 12, respectively. The feat marks the first back-to-back double-double performances by a Cowboy since Cameron McGriff in January 2019.
- Recorded his first career double-double with 13 points and 10 rebounds against No. 2 Baylor, the third double-double performance by a Cowboy in the 2020-21 season.
- Ranks 19th in the Big 12 in rebounding.
- The first ever two-time BioSteel All-Canadian Player of the Year, an award previously won by NBA lottery picks R.J. Barrett and Thon Maker.
- Rated a four-star recruit by ESPN and Rivals.
- Spent the quarantine summer of 2020 with Cade Cunningham and Isaac Likekele in Arlington, Texas working together.
- Strong, driving forward who likes to get downhill and get to the rim.
- Listed by 247Sports as the No. 57 recruit in all of high school basketball and the top recruit in Ontario, Canada.
- Averaged 21.8 points, 7.6 rebounds, 2.1 assists, 1.7 steals, and shot 57.0 percent from the floor for Orangeville Prep as a senior in 2020.
- Recorded 10 games of 20 points or more as a senior, including a pair of 30-point games.

AGAINST TODAY'S OPPONENT

Opponent	Date	GS	Min	FG	FGA	3FG	FGA	FT	FTA	Off	Def	Tot	PF	A	TO	Blk	Stl	Pts
Arkansas	First Career Meeting																	

2020-21 GAME-BY-GAME STATS

Opponent	Date	GS	MIN	Total		3-Pointers		Free throws		Rebounds				PF	A	T/O	BLK	STL	PTS	AVG
				FG-FGA	PCT	3FG-3FGA	PCT	FT-FTA	PCT	OFF	DEF	TOT	AVG							
at UT Arlington	11/25/2020		25:17	5-9	.556	0-0	.000	1-7	.143	4	3	7	7.0	3	1	0	0	0	11	11.0
Texas Southern	11/28/2020		21:02	3-8	.375	0-0	.000	1-2	.500	2	1	3	5.0	4	2	3	0	2	7	9.0
at Marquette	12/01/2020		23:11	2-9	.222	0-0	.000	1-2	.500	1	3	4	4.7	1	1	1	0	1	5	7.7
Oakland	12/05/2020		13:46	2-3	.667	0-0	.000	0-0	.000	2	1	3	4.3	2	0	1	1	0	4	6.8
Oral Roberts	12/08/2020		19:06	6-9	.667	0-0	.000	3-7	.429	4	1	5	4.4	0	1	0	0	0	15	8.4
at Wichita St.	12/12/2020		15:55	2-3	.667	0-0	.000	4-7	.571	2	1	3	4.2	1	1	2	0	1	8	8.3
TCU	12/16/2020		19:14	5-9	.556	0-0	.000	0-0	.000	3	2	5	4.3	2	0	1	0	0	10	8.6
at Texas	12/20/2020	*	23:24	3-8	.375	0-0	.000	0-1	.000	3	2	5	4.4	2	1	0	0	0	6	8.3
at Texas Tech	01/02/2021	*	15:29	2-7	.286	0-0	.000	0-0	.000	0	0	0	3.9	4	1	2	0	1	4	7.8
at Kansas St.	01/09/2021	*	19:48	2-3	.667	0-0	.000	2-5	.400	3	5	8	4.3	3	0	2	0	0	6	7.6
Kansas	01/12/2021	*	15:16	2-5	.400	0-0	.000	2-2	1.000	1	1	2	4.1	3	1	0	1	0	6	7.5
Baylor	01/23/2021	*	32:47	5-9	.556	0-0	.000	3-3	1.000	5	5	10	4.6	3	1	4	1	2	13	7.9
at Iowa St.	01/25/2021	*	33:03	11-17	.647	0-0	.000	0-2	.000	6	6	12	5.2	2	2	4	1	1	22	9.0
Totals		6	277:19	50-99	.505	0-0	.000	17-38	.447	36	31	67	5.2	30	12	20	4	8	117	9.0

Player Averages

Games Played	Minutes/game	Points/game	FG Pct	3FG Pct	FT Pct	Rebounds/game	Assists/game	Turnovers/game	Assist/Turnover ratio	Steals/game	Blocks/game
13	21.3	9.0	50.5	0.0	44.7	5.2	0.9	1.5	0.6	0.6	0.3

CAREER GAME HIGHS / SUPERLATIVES

Points	22 at Iowa State, 01/25/21
Rebounds	12 at Iowa State, 01/25/21
Field Goals	11 at Iowa State, 01/25/21
Field Goals Att.	17 at Iowa State, 01/25/21
3-Point FG	-
3-Point FG Att.	-
Free Throws Made	4 at Wichita State, 12/12/20
Free Throws Att.	7, 3X, last at Wichita State, 12/12/20
Assists	2 vs Texas Southern, 11/28/20
Steals	2, 2X, vs Baylor, 01/23/21
Blocks	1, 4X, last at Iowa State, 01/25/21
Minutes	33:03 at Iowa State, 01/25/21

Miscellaneous

Miscellaneous	Career
Games with 10+ points	5
Games with 20+ points	6
Games with 5+ rebounds	7
Games with 10+ rebounds	2
Games with 3+ assists	-
Games with 2+ steals	2
Games with 2+ blocks	-
Double-Doubles	1
Games led OSU in points	1
Games led OSU in rebounds	2
Games led OSU in assists	-
Games led OSU in steals	2
Games led OSU in blocks	1

PLAYER SPOTLIGHT

13 ISAAC LIKEKELE

Guard • 6-5 • 215 • Junior • Arlington, Texas • Timberview HS

(Pronounced: like "Likely")



- Leads the Cowboys in plus/minus with a mark of +96 on the year (+6.9 per game, +8.0 per 40).
- Tied with Markel Brown for 16th in OSU history in career assist with 308.
- 2nd in the Big 12 in minutes, 5th in rebounding, 7th in assists, 8th in A/TO ratio.
- Earned honorable mention All-Big 12 Conference honors after a standout sophomore season.
- Assumed the captain's role, and stands out as a vocal leader on the team. Boynton applauds his "competitive stamina".
- In 2020, Likekele led OSU in plus/minus (+115 on the year) and plus/minus average (+4.1 per game).
- Recorded 127 assists in 2019-20, which are the sixth most ever by an OSU sophomore and the 27th most in a season overall.
- Dubbed the "linebacker at point guard" by Fran Fraschilla, Likekele finished the season as the Big 12's only player to average 4.5 apg, 1.9 spg, 5.6 rpg.
- Just the third player in program history to post 100 assists and 40 steals as both a freshman and a sophomore - joining Marcus Smart (2013-14) and Byron Eaton (2006-07).
- Posted 54 steals as a sophomore, which is tied for the 24th most in program history.
- With 96 career steals, Likekele is only 20 shy of the top-25 list for career steals.

AGAINST TODAY'S OPPONENT

Opponent	Date	GS	Min	FG	FGA	3FG	FGA	FT	FTA	Off	Def	Tot	PF	A	TO	Blk	Stl	Pts
Arkansas	First Career Meeting																	

2020-21 GAME-BY-GAME STATS

Opponent	Date	GS	MIN	Total		3-Pointers		Free throws		Rebounds				PF	A	T/O	BLK	STL	PTS	AVG	
				FG-FGA	PCT	3FG-3FGA	PCT	FT-FTA	PCT	OFF	DEF	TOT	AVG								
at UT Arlington	11/25/2020	*	37:07	3-4	.750	1-2	.500	2-5	.400	1	12	13	13.0	2	7	4	0	0	9	9.0	
Texas Southern	11/28/2020	*	22:18	2-4	.500	1-2	.500	3-4	.750	3	3	6	9.5	3	4	1	0	0	8	8.5	
at Marquette	12/01/2020	*	36:41	5-9	.556	1-1	1.000	0-0	.000	1	5	6	8.3	3	3	4	0	1	11	9.3	
Oakland	12/05/2020	*	33:14	7-8	.875	0-0	.000	2-3	.667	3	4	7	8.0	1	3	2	0	0	16	11.0	
Oral Roberts	12/08/2020	*	33:08	2-4	.500	0-0	.000	3-4	.750	4	4	8	8.0	3	2	0	1	1	7	10.2	
at Wichita St.	12/12/2020	*	35:36	5-11	.455	0-2	.000	4-4	1.000	5	3	8	8.0	2	3	1	0	0	14	10.8	
TCU	12/16/2020	*	36:15	3-5	.600	0-1	.000	4-7	.571	4	5	9	8.1	1	6	1	0	2	10	10.7	
at Texas	12/20/2020	*	36:35	3-5	.600	0-0	.000	0-0	.000	1	8	9	8.3	2	2	3	0	0	6	10.1	
at Texas Tech	01/02/2021	*	39:06	7-14	.500	1-2	.500	2-4	.500	3	4	7	8.1	3	3	2	0	3	17	10.9	
West Virginia	01/04/2021	*	38:01	9-14	.643	0-0	.000	4-7	.571	3	4	7	8.0	3	4	4	0	1	22	12.0	
at Kansas St.	01/09/2021	*	34:10	6-9	.667	1-1	1.000	2-3	.667	1	8	9	8.1	1	1	4	0	0	15	12.3	
Kansas	01/12/2021	*	38:17	3-8	.375	1-1	1.000	3-5	.600	2	2	4	7.8	1	6	1	0	3	10	12.1	
Baylor	01/23/2021	*	33:57	1-8	.125	0-0	.000	7-12	.583	2	4	6	7.6	0	7	2	0	0	9	11.8	
at Iowa St.	01/25/2021	*	28:05	3-6	.500	0-0	.000	1-1	1.000	1	8	9	7.7	1	4	2	0	1	7	11.5	
Totals			14	482:30	59-109	.541	6-12	.500	37-59	.627	34	74	108	7.7	26	55	31	1	12	161	11.5

Player Averages

Games Played	Minutes/game	Points/game	FG Pct	3FG Pct	FT Pct	Rebounds/game	Assists/game	Turnovers/game	Assist/Turnover ratio	Steals/game	Blocks/game
14	34.5	11.5	54.1	50.0	62.7	7.7	3.9	2.2	1.8	0.9	0.1

CAREER STATS

			Field Goals		3-Point		F-Throws		Rebounds				Scoring							
SEASON	TEAM	GP-GS	MIN/AVG	FG-FGA	FG%	3FG-FGA	3FG%	FT-FTA	FT%	OFF	DEF	TOT	AVG	PF-FO	AST	TO	BLK	STL	PTS	AVG
2018-19	OSU	32-32	925/28.9	103-221	.466	6-25	.240	67-102	.657	17	135	152	4.8	69-2	126	75	10	42	279	8.7
2019-20	OSU	28-28	907/32.4	109-237	.460	3-14	.214	84-127	.661	32	125	157	5.6	55-0	127	79	10	54	305	10.9
2020-21	OSU	14-14	482/34.5	59-109	.541	6-12	.500	37-59	.627	34	74	108	7.7	26-0	55	31	1	12	161	11.5
TOTAL		74-74	2314/31.3	271-567	.478	15-51	.294	188-288	.653	83	334	417	5.6	150-2	308	185	21	108	745	10.1

CAREER GAME HIGHS / SUPERLATIVES

Points	26 vs. Syracuse 11/27/19
Rebounds	13 at UTA, 11/25/20
Field Goals	10 at Baylor, 03/06/19
Field Goals Att.	15 at Baylor, 03/06/19
3-Point FG	1, 13X, last at Kansas State, 01/09/21
3-Point FG Att.	2, 14X, last at Texas Tech, 01/02/21
Free Throws Made	9, 3X, last vs Syracuse, 11/27/19
Free Throws Att.	11 at West Virginia, 01/12/19
Assists	11 vs TCU 02/05/20
Steals	5 vs Syracuse, 11/27/19
Blocks	2, 3X, last vs TCU 02/05/20
Minutes	39:06 at Texas Tech, 01/02/21

Miscellaneous	Career
Games with 10+ points	38
Games with 20+ points	5
Games with 5+ rebounds	41
Games with 10+ rebounds	4
Games with 3+ assists	52
Games with 2+ steals	24
Games with 2+ blocks	4
Double-Doubles	3
Games led OSU in points	13
Games led OSU in rebounds	20
Games led OSU in assists	46
Games led OSU in steals	31
Games led OSU in blocks	7

PLAYER SPOTLIGHT

14 BRYCE WILLIAMS

Guard • 6-2 • 180 • Senior • Tampa, Fla. • Ole Miss / Daytona State / South Sumter HS



- 6th in the Big 12 in steals per game.
- Contributed 17 points, including 3 three-pointers, in OSU's victory over No. 6 Kansas.
- Scored 15 points on 3-of-5 shooting from deep in his first career start at No. 13 Texas Tech.
- In his first meaningful minutes in a Cowboy uniform, at Marquette, Williams drilled a career-high three 3-pointers. In the same game, his career-best 4 steals led the team in a 70-62 win over the Golden Eagles
- Shot 44.0 percent from 3-point in 29 appearances for Ole Miss in 2019-20.
- Averaged 3.1 points in 13.3 minutes per game in his lone season for Ole Miss.
- Shot 40.3 percent from the field and 44.0 percent from beyond the 3-point line for the Rebels.
- Showed his potential in front of the OSU coaches by posting a career-high 15 points in the 21-point comeback over Penn State, including the game-winning free throws with 13 seconds left at the NIT Tip-Off.
- Starred at Daytona State from 2017-19, where he was recruited and played for current Cowboy assistant coach Erik Pastrana.
- Averaged 14.9 points per game over 55 career contests during his two-year stay at Daytona State.
- Listed by 247Sports as the No. 21 junior college recruit in America following his sophomore campaign.
- Was an NJCAA Region VIII All-State selection in 2018-19 and a two-time first-team All-Mid-Florida Conference honoree.
- As a sophomore, Williams averaged 14.5 points and 4.4 assists on 45.9 percent shooting, including a blistering 44.9 percent clip from 3-point.

AGAINST TODAY'S OPPONENT

Opponent	Date	GS	Min	FG	FGA	3FG	FGA	FT	FTA	Off	Def	Tot	PF	A	TO	Blk	Stl	Pts
Arkansas	First Career Meeting																	

2020-21 GAME-BY-GAME STATS

Opponent	Date	GS	MIN	Total		3-Pointers		Free throws		Rebounds				PF	A	T/O	BLK	STL	PTS	AVG
				FG-FGA	PCT	3FG-3FGA	PCT	FT-FTA	PCT	OFF	DEF	TOT	AVG							
Texas Southern	11/28/2020		03:10	0-0	.000	0-0	.000	0-0	.000	0	0	0	0.0	1	0	0	1	0	0	0.0
at Marquette	12/01/2020		22:16	4-8	.500	3-5	.600	2-2	1.000	0	2	2	1.0	3	4	1	1	4	13	6.5
Oakland	12/05/2020		20:54	3-8	.375	2-6	.333	2-2	1.000	0	1	1	1.0	0	2	1	1	0	10	7.7
Oral Roberts	12/08/2020		24:54	2-7	.286	1-3	.333	0-0	.000	0	3	3	1.5	2	1	4	0	4	5	7.0
at Wichita St.	12/12/2020		23:06	2-10	.200	1-7	.143	1-2	.500	1	6	7	2.6	1	1	0	0	2	6	6.8
TCU	12/16/2020		14:33	1-4	.250	0-1	.000	1-2	.500	0	1	1	2.3	3	0	0	0	2	3	6.2
at Texas	12/20/2020		21:08	4-6	.667	2-3	.667	3-4	.750	0	3	3	2.4	4	0	2	2	0	13	7.1
at Texas Tech	01/02/2021	*	35:48	5-9	.556	3-5	.600	2-2	1.000	2	2	4	2.6	2	3	1	0	2	15	8.1
West Virginia	01/04/2021	*	34:22	4-12	.333	1-5	.200	2-3	.667	2	3	5	2.9	2	3	1	1	0	11	8.4
at Kansas St.	01/09/2021	*	06:13	0-1	.000	0-1	.000	0-0	.000	0	0	0	2.6	1	0	0	0	0	0	7.6
Kansas	01/12/2021	*	26:46	5-9	.556	3-7	.429	4-5	.800	0	1	1	2.5	2	2	2	0	3	17	8.5
Baylor	01/23/2021	*	36:00	3-11	.273	3-7	.429	2-2	1.000	0	1	1	2.3	1	3	4	3	2	11	8.7
at Iowa St.	01/25/2021	*	22:39	1-2	.500	0-1	.000	2-5	.400	0	1	1	2.2	0	2	4	1	1	4	8.3
Totals		6	291:49	34-87	.391	19-51	.373	21-29	.724	5	24	29	2.2	22	21	20	10	20	108	8.3

Player Averages

Games Played	Minutes/game	Points/game	FG Pct	3FG Pct	FT Pct	Rebounds/game	Assists/game	Turnovers/game	Assist/Turnover ratio	Steals/game	Blocks/game
13	22.4	8.3	39.1	37.3	72.4	2.2	1.6	1.5	1.1	1.5	0.8

CAREER STATS

			Field Goals		3-Point		F-Throws		Rebounds				Scoring							
SEASON	TEAM	GP-GS	MIN/AVG	FG-FGA	FG%	3FG-3FGA	3FG%	FT-FTA	FT%	OFF	DEF	TOT	AVG	PF-FO	AST	TO	BLK	STL	PTS	AVG
2019-20	OM	29-2	370/12.8	25-62	.403	11-25	.440	29-35	.829	4	20	24	0.8	51-1	23	35	5	16	90	3.1
2020-21	OSU	13-6	292/22.4	34-87	.391	19-51	.373	21-29	.724	5	24	29	2.2	22-0	21	20	10	20	108	8.3
TOTAL FOR OSU		13-6	292/22.4	34-87	.391	19-51	.373	21-29	.724	5	24	29	2.2	22-0	21	20	10	20	108	8.3
TOTAL		42-8	662/15.8	59-149	.396	30-76	.395	50-64	.781	9	44	53	1.3	73-1	44	55	15	36	198	4.7

CAREER GAME HIGHS / SUPERLATIVES

Points	17 vs Kansas, 01/12/21
Rebounds	7 at Wichita State, 12/12/20
Field Goals	5, 2X, last vs Kansas, 01/12/21
Field Goals Att.	12 vs West Virginia, 01/04/21
3-Point FG	3, 4X, last vs Baylor, 01/23/21
3-Point FG Att.	7, 3X, last vs Baylor, 01/23/21
Free Throws Made	6 vs Penn St., 11/27/19 (UM)
Free Throws Att.	6 vs Penn St., 11/27/19 (UM)
Assists	4, at Marquette, 12/01/20
Steals	4, 2X, last vs Oral Roberts, 12/08/20
Blocks	3 vs Baylor, 01/23/21
Minutes	36:00 vs Baylor, 01/23/21

Miscellaneous

	Career
Games with 10+ points	8
Games with 20+ points	0
Games with 5+ rebounds	2
Games with 10+ rebounds	0
Games with 3+ assists	3
Games with 2+ steals	6
Games with 2+ blocks	2
Double-Doubles	0
Games led OSU in points	-
Games led OSU in rebounds	-
Games led OSU in assists	1
Games led OSU in steals	5
Games led OSU in blocks	3

PLAYER SPOTLIGHT

15 CARSON SAGER

Guard • 6-4 • 207 • Freshman • Wichita Falls, Texas • Rider HS

- Younger brother of former Cowboy Christien Sager, who played at OSU from 2011-15. Christien informed Carson that he made the OSU team as a walk-on in a viral online video.
- Named a first-team All-District selection for Rider High School in Wichita Falls, Texas.
- Helped lead Rider to a program-best 32-5 record and a spot in the Region I-5A Tournament for the second time in program history.
- Named one of 25 2020 Oil Bowl All-Stars, a prestigious all-star game in the North Texas area.
- MVP of the Fantasy of Lights Tournament in Wichita Falls.
- Academic All-State selection.
- Played AAU ball for Texas Impact.
- Earned valedictorian honors at Rider.
- Son of Charlie and Tacy Sager. His father played basketball at Utah State and Midwestern State.
- Also has a sister named Kelsie, who plays beach volleyball at Central Arkansas.
- Born on Aug. 27, 2001.
- Majoring in electrical engineering at Oklahoma State.



AGAINST TODAY'S OPPONENT

Opponent	Date	GS	Min	FG	FGA	3FG	FGA	FT	FTA	Off	Def	Tot	PF	A	TO	Blk	Stl	Pts
Arkansas	First Career Meeting																	

2020-21 GAME-BY-GAME STATS

CAREER GAME HIGHS / SUPERLATIVES

Points	-
Rebounds	-
Field Goals	-
Field Goals Att.	-
3-Point FG	-
3-Point FG Att.	-
Free Throws Made	-
Free Throws Att.	-
Assists	-
Steals	-
Blocks	-
Minutes	-

Miscellaneous

Games with 10+ points	-
Games with 20+ points	-
Games with 5+ rebounds	-
Games with 10+ rebounds	-
Games with 3+ assists	-
Games with 2+ steals	-
Games with 2+ blocks	-
Double-Doubles	-
Games led OSU in points	-
Games led OSU in rebounds	-
Games led OSU in assists	-
Games led OSU in steals	-
Games led OSU in blocks	-

PLAYER SPOTLIGHT

20 KEYLAN BOONE

Guard / Forward • 6-8 • 200 • Sophomore • Tulsa, Okla. • Memorial HS



- Among the team leaders in plus/minus per 40 minutes at +7.4 this season (+43 overall, +3.1 per game)
- Recorded his second 12-rebound performance of the season in the win over Oral Roberts.
- Posted his first-career double-double in 2020-21 season opener at UT Arlington
- In 2019-20, Boone led the team in plus/minus per 40 minutes (+6.6), and his plus/minus total of +39 ranked fifth.
- Shot 34.3 percent from 3-point on the season, which trailed only Thomas Dizagwa (.415) on the OSU roster.
- Saw action in 26 games as a freshman, including a start at No. 1 Baylor on Feb. 8.
- Averaged 2.7 points per game, including a season-high 11-points in the season opener against Oral Roberts.
- Tallied seven games with at least five points.
- Added in seven points and four rebounds in the home win against Oklahoma on 3-of-6 shooting from the floor.
- Hit a pair of 3-pointers six points in the win over TCU.
- Proved a capable rebounder with 2.3 boards per game, including an 8-rebound game against Western Michigan.
- As a high school star, 247Sports.com named Keylan a three-star recruit and the nation's No. 46 wing.
- Regarded as one of Oklahoma's top three hoops prospects by several publications.

AGAINST TODAY'S OPPONENT

Opponent	Date	GS	Min	FG	FGA	3FG	FGA	FT	FTA	Off	Def	Tot	PF	A	TO	Blk	Stl	Pts
Arkansas	First Career Meeting																	

2020-21 GAME-BY-GAME STATS

Opponent	Date	GS	MIN	Total		3-Pointers		Free throws		Rebounds				PF	A	T/O	BLK	STL	PTS	AVG
				FG-FGA	PCT	3FG-3FGA	PCT	FT-FTA	PCT	OFF	DEF	TOT	AVG							
at UT Arlington	11/25/2020	*	28:59	4-9	.444	1-6	.167	1-2	.500	3	9	12	12.0	2	1	2	0	0	10	10.0
Texas Southern	11/28/2020	*	18:36	1-6	.167	1-4	.250	1-2	.500	2	3	5	8.5	2	0	0	0	0	4	7.0
at Marquette	12/01/2020	*	18:58	1-5	.200	0-3	.000	0-0	.000	1	4	5	7.3	1	1	1	2	0	2	5.3
Oakland	12/05/2020	*	18:09	3-6	.500	2-3	.667	0-0	.000	2	3	5	6.8	1	2	1	0	0	8	6.0
Oral Roberts	12/08/2020	*	23:53	2-5	.400	0-1	.000	2-2	1.000	3	9	12	7.8	1	2	0	2	1	6	6.0
at Wichita St.	12/12/2020	*	12:34	1-3	.333	1-3	.333	0-0	.000	1	3	4	7.2	1	0	2	0	0	3	5.5
TCU	12/16/2020	*	18:08	3-6	.500	1-3	.333	1-1	1.000	1	4	5	6.9	2	0	1	0	0	8	5.9
at Texas	12/20/2020	*	17:28	3-7	.429	1-4	.250	1-2	.500	3	3	6	6.8	0	0	0	0	0	8	6.1
at Texas Tech	01/02/2021		12:19	2-5	.400	0-2	.000	1-1	1.000	1	1	2	6.2	2	1	0	0	0	5	6.0
West Virginia	01/04/2021		14:13	2-6	.333	0-3	.000	0-1	.000	4	1	5	6.1	3	4	0	0	1	4	5.8
at Kansas St.	01/09/2021		19:56	1-3	.333	0-2	.000	0-0	.000	1	2	3	5.8	1	1	1	3	1	2	5.5
Kansas	01/12/2021		03:44	0-1	.000	0-1	.000	0-0	.000	0	1	1	5.4	0	0	0	0	0	0	5.0
Baylor	01/23/2021		14:33	1-2	.500	1-1	1.000	0-2	.000	1	2	3	5.2	0	0	1	0	0	3	4.8
at Iowa St.	01/25/2021		12:20	0-4	.000	0-2	.000	0-0	.000	1	3	4	5.1	2	0	2	0	0	0	4.5
Totals		8	233:50	24-68	.353	8-38	.211	7-13	.538	24	48	72	5.1	18	12	11	7	3	63	4.5

Player Averages

Games Played	Minutes/game	Points/game	FG Pct	3FG Pct	FT Pct	Rebounds/game	Assists/game	Turnovers/game	Assist/Turnover ratio	Steals/game	Blocks/game
14	16.7	4.5	35.3	21.1	53.8	5.1	0.9	0.8	1.1	0.2	0.5

CAREER GAME HIGHS / SUPERLATIVES

Points	11 vs Oral Roberts, 11/06/19
Rebounds	12, 2X, last vs Oral Roberts, 12/08/20
Field Goals	4, at UTA, 11/25/20
Field Goals Att.	9, at UTA, 11/25/20
3-Point FG	3 vs Oral Roberts, 11/06/19
3-Point FG Att.	6 at UTA, 11/25/20
Free Throws Made	2, 3X, last vs Oral Roberts, 12/08/20
Free Throws Att.	2, 7X, last vs Baylor, 01/23/21
Assists	4 vs West Virginia, 01/04/21
Steals	2, 2X, last vs Ole Miss, 11/27/19
Blocks	3 at Kansas State, 01/09/21
Minutes	28:59 at UTA, 11/25/20

Miscellaneous

Games with 10+ points	2
Games with 20+ points	0
Games with 5+ rebounds	8
Games with 10+ rebounds	2
Games with 3+ assists	1
Games with 2+ steals	2
Games with 2+ blocks	3
Double-Doubles	1
Games led OSU in points	0
Games led OSU in rebounds	1
Games led OSU in assists	1
Games led OSU in steals	1
Games led OSU in blocks	5

CAREER STATS

SEASON TEAM	GP-GS	MIN/AVG	Field Goals		3-Point		F-Throws		Rebounds				Scoring	
			FG-FGA	FG%	3FG-FGA	3FG%	FT-FTA	FT%	OFF	DEF	TOT	AVG	PF	AST
2019-20 OSU	26-1	236/9.1	27-68	.397	12-35	.343	5-8	.625	23	37	60	2.3	20-0	6
2020-21 OSU	14-8	234/16.7	24-68	.353	8-38	.211	7-13	.538	24	48	72	5.1	18-0	12
TOTAL	40-9	469/11.7	51-136	.375	20-73	.274	12-21	.571	47	85	132	3.3	38-0	18

PLAYER SPOTLIGHT

22 KALIB BOONE

Forward • 6-9 • 210 • Sophomore • Tulsa, Okla. • Memorial HS



- Made his last 11 field goal attempts over the last two games, including a perfect 7-of-7 outing at Iowa State.
- Led OSU in scoring against No. 2 Baylor, totaling a career single-game high 21 points, shooting a notable 10-of-15 from the field.
- Coming off a breakout performance at K-State that included 14 points and 7-of-11 shooting.
- Ranks 16th in the Big 12 in blocks per game in 2020-21.
- Ranked 15th in the Big 12 - third among Big 12 freshmen - with 0.74 blocks per game in 2019-20.
- Named the Big 12 Newcomer of the Week on Feb. 17 after great outings at K-State and against Texas Tech.
- Ranked fourth on the roster in plus/minus per 40 minutes (+4.4) and overall plus/minus (+40).
- Scored a career-high 16 points in the home win over No. 24 Texas Tech and added in four rebounds, one block and a steal.
- Blocked at least one shot in 18 of his 31 games this year, including 3-block games against Kansas City and Texas Tech.
- Second behind only Cameron McGriff for the team lead in dunks with 15.
- Averaged 4.7 points and 3.0 rebounds on 54.9 percent shooting in 31 appearances as a freshman, but those numbers jumped to 5.8 points and 3.2 rebounds on 59.0 percent shooting in Big 12 play.
- OSU's first forward off the bench, who showed his versatility in the post with five double-digit scoring performances.

AGAINST TODAY'S OPPONENT

Opponent	Date	GS	Min	FG	FGA	3FG	FGA	FT	FTA	Off	Def	Tot	PF	A	TO	Blk	Stl	Pts
Arkansas	First Career Meeting																	

2020-21 GAME-BY-GAME STATS

Opponent	Date	GS	MIN	Total		3-Pointers		Free throws		Rebounds				PF	A	T/O	BLK	STL	PTS	AVG	
				FG-FA	PCT	3FG-3FA	PCT	FT-FTA	PCT	OFF	DEF	TOT	AVG								
at UT Arlington	11/25/2020	*	14:40	1-4	.250	0-0	.000	3-4	.750	3	2	5	5.0	3	0	2	0	0	5	5.0	
Texas Southern	11/28/2020	*	15:01	0-1	.000	0-0	.000	5-6	.833	0	5	5	5.0	4	2	1	4	0	5	5.0	
at Marquette	12/01/2020	*	15:06	2-2	1.000	0-0	.000	1-1	1.000	1	3	4	4.7	5	2	5	1	0	5	5.0	
Oakland	12/05/2020	*	22:19	5-5	1.000	0-0	.000	3-6	.500	3	4	7	5.3	1	2	5	0	4	13	7.0	
Oral Roberts	12/08/2020	*	16:14	4-9	.444	0-0	.000	3-4	.750	1	2	3	4.8	2	0	2	1	0	11	7.8	
at Wichita St.	12/12/2020		14:60	2-2	1.000	0-0	.000	0-0	.000	2	1	3	4.5	2	1	1	1	0	4	7.2	
TCU	12/16/2020		16:45	3-6	.500	0-0	.000	2-2	1.000	3	0	3	4.3	1	0	5	0	1	8	7.3	
at Texas	12/20/2020		10:21	2-3	.667	0-0	.000	0-1	.000	1	1	2	4.0	2	0	1	1	0	4	6.9	
at Texas Tech	01/02/2021		14:35	1-2	.500	0-0	.000	3-6	.500	1	5	6	4.2	5	0	3	0	0	5	6.7	
West Virginia	01/04/2021	*	14:40	2-2	1.000	0-0	.000	0-0	.000	1	3	4	4.2	5	0	0	0	0	4	6.4	
at Kansas St.	01/09/2021		21:46	7-11	.636	0-0	.000	0-0	.000	0	2	2	4.0	1	3	1	0	2	14	7.1	
Kansas	01/12/2021		15:49	1-3	.333	0-0	.000	0-0	.000	1	0	1	3.8	1	0	1	0	1	2	6.7	
Baylor	01/23/2021	*	27:51	10-15	.667	0-0	.000	1-2	.500	3	4	7	4.0	3	1	0	1	1	21	7.8	
at Iowa St.	01/25/2021	*	20:53	7-7	1.000	0-0	.000	1-1	1.000	1	7	8	4.3	3	1	3	2	0	15	8.3	
Totals			8	240:59	47-72	.653	0-0	.000	22-33	.667	21	39	60	4.3	38	12	30	11	9	116	8.3

Player Averages

Games Played	Minutes/game	Points/game	FG Pct	3FG Pct	FT Pct	Rebounds/game	Assists/game	Turnovers/game	Assist/Turnover ratio	Steals/game	Blocks/game
14	17.2	8.3	65.3	0.0	66.7	4.3	0.9	2.1	0.4	0.6	0.8

CAREER GAME HIGHS / SUPERLATIVES

Points	21 vs Baylor, 01/23/21
Rebounds	8 at Iowa State, 01/25/21
Field Goals	10 vs Baylor, 01/23/21
Field Goals Att.	15 vs Baylor, 01/23/21
3-Point FG	-
3-Point FG Att.	-
Free Throws Made	12 vs vs Texas Tech, 02/15/20
Free Throws Att.	14 vs vs Texas Tech, 02/15/20
Assists	3 at Kansas State, 01/09/21
Steals	4, vs Oakland, 12/05/20
Blocks	4 vs Texas Southern, 11/28/20
Minutes	27:51 vs Baylor, 01/23/21

Miscellaneous

Miscellaneous	Career
Games with 10+ points	9
Games with 20+ points	1
Games with 5+ rebounds	12
Games with 10+ rebounds	0
Games with 3+ assists	0
Games with 2+ steals	2
Games with 2+ blocks	4
Double-Doubles	0
Games led OSU in points	3
Games led OSU in rebounds	3
Games led OSU in assists	1
Games led OSU in steals	4
Games led OSU in blocks	16

CAREER STATS

			Field Goals		3-Point		F-Throws		Rebounds											Scoring	
SEASON	TEAM	GP-GS	MIN/AVG	FG-FGA	FG%	3FG-FGA	3FG%	FT-FTA	FT%	OFF	DEF	TOT	AVG	PF-FO	AST	TO	BLK	STL	PTS	AVG	
2019-20	OSU	31-4	363/11.7	56-102	.549	0-0	.000	35-48	.729	41	53	94	3.0	53-1	13	22	23	7	147	4.7	
2020-21	OSU	14-8	241/17.2	47-72	.653	0-0	.000	22-33	.667	21	39	60	4.3	38-3	12	30	11	9	116	8.3	
TOTAL		45-12	604/13.4	103-174	.592	0-0	.000	57-81	.704	62	92	154	3.4	91-4	25	52	34	16	263	5.8	

PLAYER SPOTLIGHT

25 BERNARD KOUMA

Forward • 6-10 • 240 • Sophomore • South Plains College / Our Saviour Lutheran HS [NY]

(Pronounced: COO-muh)



- Hasn't missed a shot since Nov. 28, 2020. Kouma is 4-of-4 from the floor since that outing.
- Lauded by the OSU coaches for doing the little things that help win games - screening, communicating, ect.
- Shot 57.3 percent for South Plains College in 2019-20.
- Averaged 4.1 points and posted three double-digit scoring games for the Texans.
- Posted a 19-point, 10-rebound double-double against Lamar State-Port Arthur on Nov. 9, 2019.
- Effective in the paint, Kouma tallied 10 double-digit rebound games as a freshman.
- Was a standout at Christ Our Savior Lutheran High School in New York, where he was ranked among the nation's top 400 recruits of 2018 according to 247Sports.
- Averaged 14.3 points, 11.0 rebounds and 1.5 blocks as a senior at Our Saviour.
- Earned Great Atlantic Conference North Division I second-team honors as a senior.
- In his best outing, Kouma put up 29 points, 17 rebounds and three blocks against Roselle Catholic at the Barclays Center.
- A native of N'Djamena in Chad, Africa, Kouma moved to the United States for high school.

AGAINST TODAY'S OPPONENT

Opponent	Date	GS	Min	FG	FGA	3FG	FGA	FT	FTA	Off	Def	Tot	PF	A	TO	Blk	Stl	Pts
Arkansas	First Career Meeting																	

2020-21 GAME-BY-GAME STATS

Opponent	Date	GS	MIN	Total		3-Pointers		Free throws		Rebounds				PF	A	T/O	BLK	STL	PTS	AVG
				FG-FGA	PCT	3FG-3FGA	PCT	FT-FTA	PCT	OFF	DEF	TOT	AVG							
at UT Arlington	11/25/2020		00:35	0-0	.000	0-0	.000	0-0	.000	0	0	0	0.0	0	0	0	0	0	0	0.0
Texas Southern	11/28/2020		07:59	1-2	.500	0-0	.000	0-0	.000	0	1	1	0.5	0	0	0	0	0	2	1.0
at Marquette	12/01/2020		01:44	0-0	.000	0-0	.000	0-0	.000	0	0	0	0.3	0	0	0	0	0	0	0.7
Oakland	12/05/2020		04:59	0-0	.000	0-0	.000	0-0	.000	1	1	2	0.8	1	2	1	0	0	0	0.5
Oral Roberts	12/08/2020		02:17	1-1	1.000	0-0	.000	0-0	.000	1	0	1	0.8	1	0	0	0	0	2	0.8
at Wichita St.	12/12/2020	*	11:51	0-0	.000	0-0	.000	0-0	.000	0	0	0	0.7	3	0	1	0	0	0	0.7
TCU	12/16/2020	*	03:20	0-0	.000	0-0	.000	0-0	.000	0	0	0	0.6	1	0	1	0	0	0	0.6
West Virginia	01/04/2021		08:38	1-1	1.000	0-0	.000	0-0	.000	0	2	2	0.8	1	0	0	0	0	2	0.8
at Kansas St.	01/09/2021		02:41	1-1	1.000	0-0	.000	0-0	.000	0	0	0	0.7	1	0	0	0	0	2	0.9
Kansas	01/12/2021		04:27	0-0	.000	0-0	.000	0-0	.000	0	0	0	0.6	0	0	0	0	0	0	0.8
Baylor	01/23/2021		11:15	0-0	.000	0-0	.000	1-2	.500	0	1	1	0.6	2	0	0	0	0	1	0.8
at Iowa St.	01/25/2021		15:49	1-1	1.000	0-0	.000	0-0	.000	1	3	4	0.9	2	0	1	0	0	2	0.9
Totals		2	75:35	5-6	.833	0-0	.000	1-2	.500	3	8	11	0.9	12	2	4	0	0	11	0.9

Player Averages

Games Played	Minutes/game	Points/game	FG Pct	3FG Pct	FT Pct	Rebounds/game	Assists/game	Turnovers/game	Assist/Turnover ratio	Steals/game	Blocks/game
12	6.3	0.9	83.3	0.0	50.0	0.9	0.2	0.3	0.5	0.0	0.0

CAREER GAME HIGHS / SUPERLATIVES

Points	2, 5X, last at Iowa State, 01/25/21
Rebounds	4 at Iowa State, 01/25/21
Field Goals	1, 5X, last at Iowa State, 01/25/21
Field Goals Att.	2 vs Texas Southern, 11/28/20
3-Point FG	-
3-Point FG Att.	-
Free Throws Made	1 vs Baylor, 01/23/21
Free Throws Att.	2 vs Baylor, 01/23/21
Assists	2 vs Oakland, 12/05/20
Steals	-
Blocks	-
Minutes	15:49 at Iowa State, 01/25/21

Miscellaneous

Miscellaneous	Career
Games with 10+ points	-
Games with 20+ points	-
Games with 5+ rebounds	-
Games with 10+ rebounds	-
Games with 3+ assists	-
Games with 2+ steals	-
Games with 2+ blocks	-
Double-Doubles	-
Games led OSU in points	-
Games led OSU in rebounds	-
Games led OSU in assists	-
Games led OSU in steals	-
Games led OSU in blocks	-

PLAYER SPOTLIGHT

31 FERRON FLAVORS JR.

Guard • 6-3 • 190 • Graduate • Federal Way, Wash. • Cal Baptist / Fairfield / South Mountain CC



- Out indefinitely with an injury to his shooting hand.
- One of the nation's top sharpshooters with 871 career points at the D1 level.
- Knocked down 2.93 3-pointers per game on 42.7 percent shooting – both tops in the WAC – for Cal Baptist in 2019-20.
- His clip of 42.7 percent ranked 16th in the NCAA (minimum 2.5 makes per game), and his 2.93 makes per game was tied for 26th nationally.
- Averaged 13.4 points and 3.5 rebounds with 22 double-digit scoring games for Cal Baptist. He even posted four 20-point games and knocked down five or more 3-pointers on eight occasions.
- Against WAC competition, Flavors shot 43.9 percent and made 3.0 per game.
- In his best outing, Flavors hit 6-of-13 3-pointers for 24 points in a win over Central Arkansas.
- With his help, Cal Baptist won 21 games and finished second in the WAC with a 10-6 mark in league play.
- Prior to joining CBU, Flavors played the 2017-18 season at Fairfield University.
- Flavors led the Stags and ranked 17th in the Metro Atlantic Athletic Conference with 12.3 points per game.
- Hit 95 3-pointers in 2017-18 – second most in school history – and his 2.88 3-pointers per game ranked 47th nationally.
- His collegiate career began at South Mountain CC in Arizona, where he averaged 17.6 points and had a dozen 20-point scoring games for the Cougars.

AGAINST TODAY'S OPPONENT

Opponent	Date	GS	Min	FG	FGA	3FG	FGA	FT	FTA	Off	Def	Tot	PF	A	TO	Blk	Stl	Pts
Arkansas	First Career Meeting																	

2020-21 GAME-BY-GAME STATS

				Total		3-Pointers		Free throws		Rebounds										
Opponent	Date	GS	MIN	FG-FGA	PCT	3FG-3FGA	PCT	FT-FTA	PCT	OFF	DEF	TOT	AVG	PF	A	T/O	BLK	STL	PTS	AVG
at UT Arlington	11/25/2020	*	18:04	3-8	.375	2-7	.286	0-0	.000	0	1	1	1.0	2	0	2	0	0	8	8.0
Texas Southern	11/28/2020	*	22:20	3-5	.600	3-5	.600	2-3	.667	0	4	4	2.5	1	0	0	0	0	11	9.5
at Marquette	12/01/2020	*	22:19	2-7	.286	1-6	.167	0-0	.000	0	0	0	1.7	0	0	0	0	0	5	8.0
Oakland	12/05/2020	*	20:09	5-10	.500	2-7	.286	0-0	.000	0	2	2	1.8	1	1	0	0	1	12	9.0
Oral Roberts	12/08/2020	*	19:15	1-7	.143	0-3	.000	2-2	1.000	0	0	0	1.4	1	0	0	0	0	4	8.0
at Wichita St.	12/12/2020	*	13:26	1-5	.200	0-3	.000	0-0	.000	0	2	2	1.5	3	1	1	0	0	2	7.0
TCU	12/16/2020	*	18:29	2-8	.250	2-7	.286	0-0	.000	0	0	0	1.3	2	2	1	0	2	6	6.9
at Texas	12/20/2020		03:28	0-1	.000	0-1	.000	0-0	.000	0	0	0	1.1	1	0	0	0	0	0	6.0
at Texas Tech	01/02/2021		01:37	0-0	.000	0-0	.000	0-0	.000	0	0	0	1.0	0	0	0	0	0	0	5.3
West Virginia	01/04/2021		05:30	0-1	.000	0-1	.000	0-0	.000	0	0	0	0.9	0	0	0	0	0	0	4.8
Totals		7	144:38	17-52	.327	10-40	.250	4-5	.800	0	9	9	0.9	11	4	4	0	3	48	4.8

Player Averages

Games Played	Minutes/game	Points/game	FG Pct	3FG Pct	FT Pct	Rebounds/game	Assists/game	Turnovers/game	Assist/Turnover ratio	Steals/game	Blocks/game
10	14.5	4.8	32.7	25.0	80.0	0.9	0.4	0.4	1.0	0.3	0.0

CAREER GAME HIGHS / SUPERLATIVES

Points	24 vs Central Arkansas (CBU)
Rebounds	11 vs Quinnipiac, 03/04/18 (FU)
Field Goals	8, 2X, last vs Bethesda, 01/17/20 (CBU)
Field Goals Att.	18 vs Ottawa [AZ], 12/28/19 (CBU)
3-Point FG	6 vs Central Arkansas (CBU)
3-Point FG Att.	13, 2X, last vs Central Arkansas (CBU)
Free Throws Made	7 vs Quinnipiac, 03/04/18 (FU)
Free Throws Att.	8, 2X, last at Seattle, 02/01/20 (CBU)
Assists	5 vs Old Dominion, 12/17/17 (FU)
Steals	3 vs Quinnipiac, 01/27/18 (FU)
Blocks	1, 3X, last vs Bethesda, 01/17/20 (CBU)
Minutes	43 at UTRGV, 03/07/20 (CBU)

Miscellaneous

Games with 10+ points	49
Games with 20+ points	6
Games with 5+ rebounds	16
Games with 10+ rebounds	2
Games with 3+ assists	4
Games with 2+ steals	3
Games with 2+ blocks	0
Double-Doubles	2
Games led OSU in points	-
Games led OSU in rebounds	-
Games led OSU in assists	-
Games led OSU in steals	-
Games led OSU in blocks	-

CAREER STATS

			Field Goals			3-Point		F-Throws		Rebounds							Scoring				
SEASON	TEAM	GP-GS	MIN/AVG	FG-FGA	FG%	3FG-FGA	3FG%	FT-FTA	FT%	OFF	DEF	TOT	AST	PF-FO	AST	TO	BLK	STL	PTS	AVG	
2017-18	Fairf	33-24	1033/31.3	134-378	.354	95-283	.336	43-58	.741	18	102	120	3.6	64-0	36	27	0	20	406	12.3	
2019-20	CBU	31-31	940/30.3	135-323	.418	93-212	.439	54-72	.750	29	78	107	3.5	59-0	25	38	3	15	417	13.5	
2020-21	OSU	10-7	145/14.5	17-52	.327	10-40	.250	4-5	.800	0	9	9	0.9	11-0	4	4	0	3	48	4.8	
TOTAL FOR OSU			10-7	145/14.5	17-52	.327	10-40	.250	4-5	.800	0	9	9	0.9	11-0	4	4	0	3	48	4.8
TOTAL			74-62	2118/28.6	286-753	.380	198-535	.370	101-135	.748	47	189	236	3.2	134-0	65	69	3	38	871	11.8

PLAYER SPOTLIGHT

35 WESTON CHURCH

Guard • 6-3 • 180 • Freshman • Fairview, Okla. • Fairview HS



- Walked on to the OSU squad in the fall of 2020.
- The Enid News named Church to their All-Northwest Oklahoma First Team following the 2020 season.
- Averaged 24.7 points and 5.0 rebounds per game as a senior.
- Earned a spot on the Oklahoma Basketball Coaches Association All-District 1 Team and was named an All-Great Plains Conference selection.
- Named to the OCA Small West 2A All-Star Team.
- Named the valedictorian of his graduating class at Fairview.
- President of his school's Future Farmers of America chapter, and also served as Fairview's student council treasurer and was an active member of the school's National Honors Society and Fellowship of Christian Athletes groups.
- Born on March 15, 2002.
- Son of Scott and Natalie Church.
- Has one brother, Will.
- Plans to major in Secondary Education at Oklahoma State.

AGAINST TODAY'S OPPONENT

Opponent	Date	GS	Min	FG	FGA	3FG	FGA	FT	FTA	Off	Def	Tot	PF	A	TO	Blk	Stl	Pts
Arkansas	First Career Meeting																	

2020-21 GAME-BY-GAME STATS

CAREER GAME HIGHS / SUPERLATIVES

Points	-
Rebounds	-
Field Goals	-
Field Goals Att.	-
3-Point FG	-
3-Point FG Att.	-
Free Throws Made	-
Free Throws Att.	-
Assists	-
Steals	-
Blocks	-
Minutes	-

Miscellaneous

Career

Games with 10+ points	-
Games with 20+ points	-
Games with 5+ rebounds	-
Games with 10+ rebounds	-
Games with 3+ assists	-
Games with 2+ steals	-
Games with 2+ blocks	-
Double-Doubles	-
Games led OSU in points	-
Games led OSU in rebounds	-
Games led OSU in assists	-
Games led OSU in steals	-
Games led OSU in blocks	-

PLAYER SPOTLIGHT

42 MASON ROBBINS

Forward • 6-9 • 220 • Freshman • Edmond, Okla. • Oklahoma Christian School

- Currently recovering from surgery and his timetable to return to workouts is unknown.
- Walked on to the OSU program in the fall of 2020.
- Rated one of the top-25 players in the state by Prep Hoops, Robbins was named to OKC's CBS Sports Radio Super Prep 5 (Class 3A Boys).
- Named to The Oklahoman's 2020 Little All-City honorable mention team.
- Averaged 10.0 points per game for Oklahoma Christian School as a senior.
- Made the OK Hoops Report Class of 2020 watch list.
- Won the Oklahoma 6A state championship as a freshman in 2017.
- Born on March 16, 2001
- Son of Trey and Jennifer Robbins
- Has two younger siblings, Matthew and Marley.
- Majoring in physiology (pre-med) at Oklahoma State.



AGAINST TODAY'S OPPONENT

Opponent	Date	GS	Min	FG	FGA	3FG	FGA	FT	FTA	Off	Def	Tot	PF	A	TO	Blk	Stl	Pts
Arkansas	First Career Meeting																	

2020-21 GAME-BY-GAME STATS

CAREER GAME HIGHS / SUPERLATIVES

Points	-
Rebounds	-
Field Goals	-
Field Goals Att.	-
3-Point FG	-
3-Point FG Att.	-
Free Throws Made	-
Free Throws Att.	-
Assists	-
Steals	-
Blocks	-
Minutes	-

Miscellaneous

Games with 10+ points	-
Games with 20+ points	-
Games with 5+ rebounds	-
Games with 10+ rebounds	-
Games with 3+ assists	-
Games with 2+ steals	-
Games with 2+ blocks	-
Double-Doubles	-
Games led OSU in points	-
Games led OSU in rebounds	-
Games led OSU in assists	-
Games led OSU in steals	-
Games led OSU in blocks	-

PLAYER SPOTLIGHT

55 DEE MITCHELL

Guard • 6-2 • 190 • Junior • Jefferson, Texas • Jefferson HS



- Awarded a scholarship by head coach Mike Boynton on Jan. 17, 2021 - two years to the date of his joining the team following the midseason walk-on tryouts in 2019.
- Posted a +5.0 plus/minus per 40 minutes, which ranked third on the OSU roster in 2019-20.
- Earned time in 19 games (112:50) for the Cowboys thanks to a relentless work ethic and a strong defensive presence.
- Was a game-high +18 without taking a shot in 17:45 minutes of playing time in the win over TCU. That earned him game MVP honors from coach Mike Boynton.
- Earned his first career start in the win at Houston, where he had 2 points, 1 rebound, 1 assists and zero turnovers in 15:45.
- Also earned a start against Minnesota, and finished with a career high three assists.
- Was 3-of-7 (.429) shooting on the year, and scored in four games.
- Added in eight assists, three steals and one block on the season.
- Saw 10 minutes of action against Wichita State and hit a 3-pointer.
- Played in 11 of OSU's 18 Big 12 games, as well as the Big 12 Championship first-round game against Iowa State.
- Joined the Cowboy basketball program following the walk-on tryouts on Jan. 17, 2019 and first suited up for the game against Texas Tech on Jan. 13.

AGAINST TODAY'S OPPONENT

Opponent	Date	GS	Min	FG	FGA	3FG	FGA	FT	FTA	Off	Def	Tot	PF	A	TO	Blk	Stl	Pts
Arkansas	First Career Meeting																	

2020-21 GAME-BY-GAME STATS

Opponent	Date	GS	MIN	Total		3-Pointers		Free throws		Rebounds				PF	A	T/O	BLK	STL	PTS	AVG
				FG-FGA	PCT	3FG-3FGA	PCT	FT-FTA	PCT	OFF	DEF	TOT	AVG							
Oral Roberts	12/08/2020		02:27	0-0	.000	0-0	.000	0-0	.000	0	0	0	0.0	0	0	0	0	0	0	0.0
Baylor	01/23/2021		07:16	0-0	.000	0-0	.000	0-0	.000	0	1	1	0.5	0	0	0	0	0	0	0.0
at Iowa St.	01/25/2021		09:06	0-0	.000	0-0	.000	0-0	.000	0	1	1	0.7	1	0	2	0	1	0	0.0
Totals		0	18:49	0-0	.000	0-0	.000	0-0	.000	0	2	2	0.7	1	0	2	0	1	0	0.0

Player Averages

Games Played	Minutes/game	Points/game	FG Pct	3FG Pct	FT Pct	Rebounds/game	Assists/game	Turnovers/game	Assist/Turnover ratio	Steals/game	Blocks/game
3	6.3	0.0	0.0	0.0	0.0	0.7	0.0	0.7	0.0	0.3	0.0

CAREER GAME HIGHS / SUPERLATIVES

Points	5 at Texas Tech, 02/27/19
Rebounds	2 vs. Southeastern Louisiana, 12/29/19
Field Goals	1, 4X, last at Houston, 12/15/19
Field Goals Att.	2, 2X, last at Houston, 12/15/19
Three-Point FG	1, 2X, last at Wichita State, 12/08/19
Three-Point FG Att.	2 vs Wichita State, 12/08/19
Free Throws Made	2, 2x, last at Texas Tech, 02/27/19
Free Throws Att.	3 at Texas Tech, 02/27/19
Assists	3 vs Minnesota, 12/21/19
Steals	1, 4X, last at Iowa State, 01/25/21
Blocks	1 at Texas Tech, 01/04/20
Minutes	17:45 vs TCU, 02/06/20

Miscellaneous	Career
Games with 10+ points	0
Games with 20+ points	0
Games with 5+ rebounds	0
Games with 10+ rebounds	0
Games with 3+ assists	1
Games with 2+ steals	0
Games with 2+ blocks	0
Double-Doubles	0
Games led OSU in points	0
Games led OSU in rebounds	0
Games led OSU in assists	1
Games led OSU in steals	0
Games led OSU in blocks	1

CAREER STATS

				Field Goals		3-Point		F-Throws		Rebounds				Scoring						
SEASON	TEAM	GP-GS	MIN/AVG	FG-FGA	FG%	3FG-FGA	3FG%	FT-FTA	FT%	OFF	DEF	TOT	AVG	PF-FO	AST	TO	BLK	STL	PTS	AVG
2018-19	OSU	5-0	24/4.9	1-2	.500	1-2	.500	4-5	.800	0	1	1	0.2	4-0	1	0	0	0	7	1.4
2019-20	OSU	19-2	113/5.9	3-7	.429	1-5	.200	1-2	.500	0	7	7	0.4	7-0	8	7	1	3	8	0.4
2020-21	OSU	3-0	19/6.3	0-0	.000	0-0	.000	0-0	.000	0	2	2	0.7	1-0	0	2	0	1	0	0.0
TOTAL		27-2	156/5.8	4-9	.444	2-7	.286	5-7	.714	0	10	10	0.4	12-0	9	9	1	4	15	0.6

2020-21 CUMULATIVE STATS

Game Records

Record	Overall	Home	Away	Neutral
ALL GAMES	10-4	4-3	6-1	0-0
CONFERENCE	4-4	1-3	3-1	0-0
NON-CONFERENCE	6-0	3-0	3-0	0-0

Score by Periods

Team	1st	2nd	OT	TOT
Oklahoma St.	518	540	14	1072
Opponents	444	538	9	991

Team Box Score

No.	Player				Total		3-Point		F-Throw		Rebounds											
		GP-GS	MIN	AVG	FG-FGA	FG%	3FG-FGA	3FG%	FT-FTA	FT%	OFF	DEF	TOT	AVG	PF	DQ	A	TO	BLK	STL	PTS	AVG
2	CUNNINGHAM, Cade	12-12	406:23	33.9	73-160	.456	19-49	.388	49-60	.817	11	63	74	6.2	31	2	45	42	12	14	214	17.8
13	LIKEKELE, Isaac	14-14	482:30	34.5	59-109	.541	6-12	.500	37-59	.627	34	74	108	7.7	26	0	55	31	1	12	161	11.5
5	WALKER, Rondel	13-0	320:24	24.6	41-95	.432	19-53	.358	28-40	.700	7	30	37	2.8	13	0	7	15	3	12	129	9.9
0	ANDERSON, III, Avery	11-7	291:41	26.5	37-75	.493	8-21	.381	19-24	.792	4	37	41	3.7	31	2	21	25	2	15	101	9.2
12	MONCRIEFFE, Matthew-Alexander	13-6	277:19	21.3	50-99	.505	0-0	.000	17-38	.447	36	31	67	5.2	30	0	12	20	4	8	117	9.0
14	WILLIAMS, Bryce	13-6	291:49	22.4	34-87	.391	19-51	.373	21-29	.724	5	24	29	2.2	22	0	21	20	10	20	108	8.3
22	BOONE, Kalib	14-8	240:59	17.2	47-72	.653	0-0	.000	22-33	.667	21	39	60	4.3	38	3	12	30	11	9	116	8.3
31	FLAVORS JR., Ferron	10-7	144:38	14.5	17-52	.327	10-40	.250	4-5	.800	0	9	9	0.9	11	0	4	4	0	3	48	4.8
20	BOONE, Keylan	14-8	233:50	16.7	24-68	.353	8-38	.211	7-13	.538	24	48	72	5.1	18	0	12	11	7	3	63	4.5
1	HARRIS JR., Chris	1-0	06:37	6.6	2-4	.500	0-2	.000	0-0	.000	0	0	0	0.0	0	0	0	0	0	1	4	4.0
25	KOUMA, Bernard	12-2	75:35	6.3	5-6	.833	0-0	.000	1-2	.500	3	8	11	0.9	12	0	2	4	0	0	11	0.9
4	WILLIAMS, Donovan	6-0	34:27	5.7	0-9	.000	0-4	.000	0-0	.000	1	3	4	0.7	4	0	0	1	1	3	0	0.0
55	MITCHELL, Dee	3-0	18:49	6.3	0-0	.000	0-0	.000	0-0	.000	0	2	2	0.7	1	0	0	2	0	1	0	0.0
Team											22	24	46					5				
Total		14	2825		389-836	.465	89-270	.330	205-303	.677	168	392	560	40.0	237	7	191	210	51	101	1072	76.6
Opponents		14	2821		349-864	.404	116-348	.333	177-265	.668	161	335	496	35.4	262	4	174	195	60	96	991	70.8

Team Statistics

	OSU	OPP
Scoring	1072	991
Points per game	76.6	70.8
Scoring margin	+5.8	-
Field goals-att	389-836	349-864
Field goal pct	.465	.404
3 point fg-att	89-270	116-348
3-point FG pct	.330	.333
3-pt FG made per game	6.4	8.3
Free throws-att	205-303	177-265
Free throw pct	.677	.668
F-Throws made per game	14.6	12.6
Rebounds	560	496
Rebounds per game	40.0	35.4
Rebounding margin	+4.6	-
Assists	191	174
Assists per game	13.6	12.4
Turnovers	210	195
Turnovers per game	15.0	13.9
Turnover margin	-1.1	-
Assist/turnover ratio	0.9	0.9
Steals	101	96
Steals per game	7.2	6.9
Blocks	51	60
Blocks per game	3.6	4.3
Winning streak	1	-
Home win streak	0	-
Attendance	23450	9674
Home games-Avg/Game	7-3350	7-1382
Neutral site-Avg/Game	-	0-0

Team Results

Date	Opponent		Score	Att.
11/25/2020	at UT Arlington	W	75-68	624
11/28/2020	Texas Southern	W	85-65	3350
12/01/2020	at Marquette	W	70-62	0
12/05/2020	Oakland	W	84-71	3350
12/08/2020	Oral Roberts	W	83-78	3350
12/12/2020	at Wichita St.	W	67-64	625
12/16/2020	TCU	L	76-77	3350
12/20/2020	at Texas	L	74-77	2428
01/02/2021	at Texas Tech	Wot	82-77	4013
01/04/2021	West Virginia	L	84-87	3350
01/09/2021	at Kansas St.	W	70-54	965
01/12/2021	Kansas	W	75-70	3350
01/23/2021	Baylor	L	66-81	3350
01/25/2021	at Iowa St.	W	81-60	1019

2020-21 BIG 12 ONLY STATS

Game Records

Record	Overall	Home	Away	Neutral
ALL GAMES	4-4	1-3	3-1	0-0
CONFERENCE	4-4	1-3	3-1	0-0
NON-CONFERENCE	0-0	0-0	0-0	0-0

Score by Periods

Team	1st	2nd	OT	TOT
Oklahoma St.	304	290	14	608
Opponents	251	323	9	583

Team Box Score

No.	Player				Total		3-Point		F-Throw		Rebounds															
		GP-GS	MIN	AVG	FG-FGA	FG%	3FG-FGA	3FG%	FT-FTA	FT%	OFF	DEF	TOT	AVG	PF	DQ	A	TO	BLK	STL	PTS	AVG				
2	CUNNINGHAM, Cade	6-6	209:37	34.9	35-80	.438	9-28	.321	24-31	.774	6	34	40	6.7	19	2	21	20	6	6	103	17.2				
13	LIKEKELE, Isaac	8-8	284:26	35.6	35-69	.507	3-5	.600	23-39	.590	17	43	60	7.5	12	0	33	19	0	10	96	12.0				
5	WALKER, Rondel	7-0	186:58	26.7	23-55	.418	12-32	.375	16-25	.640	5	18	23	3.3	8	0	4	6	0	7	74	10.6				
0	ANDERSON, III, Avery	8-7	239:24	29.9	29-58	.500	5-15	.333	15-18	.833	4	28	32	4.0	26	2	18	19	2	14	78	9.8				
12	MONCRIEFFE, Matthew-Alexander	7-6	159:01	22.7	30-58	.517	0-0	.000	7-13	.538	21	21	42	6.0	19	0	6	13	3	4	67	9.6				
14	WILLIAMS, Bryce	8-6	197:30	24.7	23-54	.426	12-30	.400	16-23	.696	4	12	16	2.0	15	0	13	14	7	10	74	9.3				
22	BOONE, Kalib	8-3	142:39	17.8	33-49	.673	0-0	.000	7-12	.583	11	22	33	4.1	21	2	5	14	4	5	73	9.1				
20	BOONE, Keylan	8-2	112:41	14.1	12-34	.353	3-18	.167	3-7	.429	12	17	29	3.6	10	0	6	5	3	2	30	3.8				
31	FLAVORS JR., Ferron	4-1	29:04	7.3	2-10	.200	2-9	.222	0-0	.000	0	0	0	0.0	3	0	2	1	0	2	6	1.5				
25	KOUMA, Bernard	6-1	46:10	7.7	3-3	1.000	0-0	.000	1-2	.500	1	6	7	1.2	7	0	0	2	0	0	7	1.2				
55	MITCHELL, Dee	2-0	16:22	8.2	0-0	.000	0-0	.000	0-0	.000	0	2	2	1.0	1	0	0	2	0	1	0	0.0				
4	WILLIAMS, Donovan	1-0	01:07	1.1	0-1	.000	0-0	.000	0-0	.000	0	0	0	0.0	0	0	0	0	0	0	0	0.0				
Team											13	7	20					5								
Total		8	1625		225-471	.478	46-137	.336	112-170	.659	94	210	304	38.0	141	6	108	120	25	61	608	76.0				
Opponents		8	1621		205-486	.422	62-181	.343	111-158	.703	92	187	279	34.9	149	2	95	106	45	50	583	72.9				

Team Statistics

	OSU	OPP
Scoring	608	583
Points per game	76.0	72.9
Scoring margin	+3.1	-
Field goals-att	225-471	205-486
Field goal pct	.478	.422
3 point fg-att	46-137	62-181
3-point FG pct	.336	.343
3-pt FG made per game	5.8	7.8
Free throws-att	112-170	111-158
Free throw pct	.659	.703
F-Throws made per game	14.0	13.9
Rebounds	304	279
Rebounds per game	38.0	34.9
Rebounding margin	+3.1	-
Assists	108	95
Assists per game	13.5	11.9
Turnovers	120	106
Turnovers per game	15.0	13.3
Turnover margin	-1.8	-
Assist/turnover ratio	0.9	0.9
Steals	61	50
Steals per game	7.6	6.3
Blocks	25	45
Blocks per game	3.1	5.6
Winning streak	1	-
Home win streak	0	-
Attendance	13400	8425
Home games-Avg/Game	4-3350	4-2106
Neutral site-Avg/Game	-	0-0

Team Results

Date	Opponent		Score	Att.
12/16/2020	TCU	L	76-77	3350
12/20/2020	at Texas	L	74-77	2428
01/02/2021	at Texas Tech	Wot	82-77	4013
01/04/2021	West Virginia	L	84-87	3350
01/09/2021	at Kansas St.	W	70-54	965
01/12/2021	Kansas	W	75-70	3350
01/23/2021	Baylor	L	66-81	3350
01/25/2021	at Iowa St.	W	81-60	1019

GAME-BY-GAME / OPPONENT GAME-BY-GAME

OKLAHOMA STATE GAME-BY-GAME

Opponent	Date	Score		Total		3-Pointers		Free throws		Rebounds				PF	A	TO	BLK	STL	PTS	AVG
				FG-FGA	PCT	3FG-FGA	PCT	FT-FTA	PCT	OFF	DEF	TOT	AVG							
at UT Arlington	11/25/2020	75-68	W	27-59	.458	7-25	.280	14-27	.519	14	40	54	54.0	17	13	18	0	1	75	75.0
Texas Southern	11/28/2020	85-65	W	27-61	.443	10-24	.417	21-27	.778	11	28	39	46.5	20	14	10	8	5	85	80.0
at Marquette	12/01/2020	70-62	W	25-60	.417	5-18	.278	15-18	.833	8	26	34	42.3	17	14	18	6	11	70	76.7
Oakland	12/05/2020	84-71	W	32-61	.525	10-26	.385	10-14	.714	12	30	42	42.3	12	22	17	4	9	84	78.5
Oral Roberts	12/08/2020	83-78	W	28-64	.438	4-14	.286	23-31	.742	15	28	43	42.4	12	9	12	5	8	83	79.4
at Wichita St.	12/12/2020	67-64	W	25-60	.417	7-26	.269	10-16	.625	14	30	44	42.7	18	11	15	3	6	67	77.3
TCU	12/16/2020	76-77	L	28-67	.418	3-17	.176	17-26	.654	15	22	37	41.9	17	13	13	2	11	76	77.1
at Texas	12/20/2020	74-77	L	28-59	.475	5-17	.294	13-21	.619	10	28	38	41.4	19	7	13	3	3	74	76.8
at Texas Tech	01/02/2021	82-77	Wot	28-63	.444	8-19	.421	18-24	.750	12	27	39	41.1	26	14	13	0	12	82	77.3
West Virginia	01/04/2021	84-87	L	31-66	.470	6-25	.240	16-25	.640	15	24	39	40.9	23	16	12	3	6	84	78.0
at Kansas St.	01/09/2021	70-54	W	27-48	.563	6-14	.429	10-15	.667	7	29	36	40.5	15	16	15	4	6	70	77.3
Kansas	01/12/2021	75-70	W	25-55	.455	9-21	.429	16-20	.800	7	22	29	39.5	14	15	14	3	9	75	77.1
Baylor	01/23/2021	66-81	L	23-54	.426	4-10	.400	16-25	.640	15	22	37	39.3	13	12	16	6	6	66	76.2
at Iowa St.	01/25/2021	81-60	W	35-59	.593	5-14	.357	6-14	.429	13	36	49	40.0	14	15	24	4	8	81	76.6
Total		1072		389-836	.465	89-270	.330	205-303	.677	168	392	560	40.0	237	191	210	51	101	1072	76.6
Opponents		991		349-864	.404	116-348	.333	177-265	.668	161	335	496	35.4	262	174	195	60	96	991	70.8

Oklahoma St. Averages

Games Played	Points/game	FG Pct	3FG Pct	FT Pct	Rebounds/game	Assists/game	Turnovers/game	Assist/Turnover ratio	Steals/game	Blocks/game
14	76.6	46.5	33.0	67.7	40.0	13.6	15.0	0.9	7.2	3.6

OPPONENT GAME-BY-GAME

Opponent	Date	Score		Total		3-Pointers		Free throws		Rebounds				PF	A	TO	BLK	STL	PTS	AVG
				FG-FGA	PCT	3FG-FGA	PCT	FT-FTA	PCT	OFF	DEF	TOT	AVG							
at UT Arlington	11/25/2020	75-68	W	27-71	.380	5-26	.192	9-18	.500	7	26	33	33.0	21	12	5	0	12	68	68.0
Texas Southern	11/28/2020	85-65	W	26-68	.382	3-15	.200	10-21	.476	19	25	44	38.5	20	13	13	3	6	65	66.5
at Marquette	12/01/2020	70-62	W	20-59	.339	8-29	.276	14-21	.667	16	27	43	40.0	19	13	24	4	7	62	65.0
Oakland	12/05/2020	84-71	W	24-62	.387	17-37	.459	6-13	.462	12	19	31	37.8	13	15	17	0	10	71	66.5
Oral Roberts	12/08/2020	83-78	W	26-60	.433	16-34	.471	10-12	.833	7	26	33	36.8	23	16	18	5	4	78	68.8
at Wichita St.	12/12/2020	67-64	W	21-58	.362	5-26	.192	17-22	.773	8	25	33	36.2	17	10	12	3	7	64	68.0
TCU	12/16/2020	76-77	L	30-55	.545	8-17	.471	9-15	.600	7	29	36	36.1	19	12	20	9	5	77	69.3
at Texas	12/20/2020	74-77	L	24-63	.381	9-27	.333	20-26	.769	15	29	44	37.1	23	9	12	6	6	77	70.3
at Texas Tech	01/02/2021	82-77	Wot	22-55	.400	8-22	.364	25-35	.714	10	26	36	37.0	21	10	14	8	3	77	71.0
West Virginia	01/04/2021	84-87	L	29-70	.414	9-24	.375	20-29	.690	22	26	48	38.1	19	16	13	4	5	87	72.6
at Kansas St.	01/09/2021	70-54	W	21-58	.362	6-24	.250	6-12	.500	9	18	27	37.1	16	15	10	0	5	54	70.9
Kansas	01/12/2021	75-70	W	28-62	.452	5-21	.238	9-9	1.000	12	23	35	36.9	16	9	15	6	3	70	70.8
Baylor	01/23/2021	66-81	L	31-65	.477	10-24	.417	9-14	.643	13	21	34	36.7	19	19	10	9	10	81	71.6
at Iowa St.	01/25/2021	81-60	W	20-58	.345	7-22	.318	13-18	.722	4	15	19	35.4	16	5	12	3	13	60	70.8
Total		991		349-864	.404	116-348	.333	177-265	.668	161	335	496	35.4	262	174	195	60	96	991	70.8
Oklahoma St.		1072		389-836	.465	89-270	.330	205-303	.677	168	392	560	40.0	237	191	210	51	101	1072	76.6

Opponents Averages

Games Played	Points/game	FG Pct	3FG Pct	FT Pct	Rebounds/game	Assists/game	Turnovers/game	Assist/Turnover ratio	Steals/game	Blocks/game
14	70.8	40.4	33.3	66.8	35.4	12.4	13.9	0.9	6.9	4.3

SUPERLATIVES

Oklahoma St. - Game Highs

POINTS	85 84 84 83 82	Texas Southern (11/28/2020) West Virginia (01/04/2021) Oakland (12/05/2020) Oral Roberts (12/08/2020) at Texas Tech (01/02/2021)
FIELD GOALS MADE	35 32	at Iowa St. (01/25/2021) Oakland (12/05/2020)
FIELD GOAL ATTEMPTS	67 66	TCU (12/16/2020) West Virginia (01/04/2021)
FIELD GOAL PERCENTAGE	.593 .563	(35-59) at Iowa St. (01/25/2021) (27-48) at Kansas St. (01/09/2021)
3 PT FG MADE	10 10	Oakland (12/05/2020) Texas Southern (11/28/2020)
3 PT FG ATTEMPTS	26 26	at Wichita St. (12/12/2020) Oakland (12/05/2020)
3 PT FG PERCENTAGE	.429 .429	(9-21) Kansas (01/12/2021) (6-14) at Kansas St. (01/09/2021)
FREE THROWS MADE	23 21	Oral Roberts (12/08/2020) Texas Southern (11/28/2020)
FREE THROW ATTEMPTS	31 27 27	Oral Roberts (12/08/2020) Texas Southern (11/28/2020) at UT Arlington (11/25/2020)
FREE THROW PERCENTAGE	.833 .800	(15-18) at Marquette (12/01/2020) (16-20) Kansas (01/12/2021)
REBOUNDS	54 49	at UT Arlington (11/25/2020) at Iowa St. (01/25/2021)
ASSISTS	22 16 16	Oakland (12/05/2020) at Kansas St. (01/09/2021) West Virginia (01/04/2021)
STEALS	12 11 11	at Texas Tech (01/02/2021) TCU (12/16/2020) at Marquette (12/01/2020)
BLOCKED SHOTS	8 6 6	Texas Southern (11/28/2020) Baylor (01/23/2021) at Marquette (12/01/2020)
TURNOVERS	24 18 18	at Iowa St. (01/25/2021) at Marquette (12/01/2020) at UT Arlington (11/25/2020)
FOULS	26 23	at Texas Tech (01/02/2021) West Virginia (01/04/2021)

SUPERLATIVES

Opponent - Game Highs

POINTS	87		West Virginia (01/04/2021)
	81		Baylor (01/23/2021)
	78		Oral Roberts (12/08/2020)
	77		at Texas Tech (01/02/2021)
	77		at Texas (12/20/2020)
	77		TCU (12/16/2020)
FIELD GOALS MADE	31		Baylor (01/23/2021)
	30		TCU (12/16/2020)
FIELD GOAL ATTEMPTS	71		at UT Arlington (11/25/2020)
	70		West Virginia (01/04/2021)
FIELD GOAL PERCENTAGE	.545	(30-55)	TCU (12/16/2020)
	.477	(31-65)	Baylor (01/23/2021)
3 PT FG MADE	17		Oakland (12/05/2020)
	16		Oral Roberts (12/08/2020)
3 PT FG ATTEMPTS	37		Oakland (12/05/2020)
	34		Oral Roberts (12/08/2020)
3 PT FG PERCENTAGE	.471	(16-34)	Oral Roberts (12/08/2020)
	.471	(8-17)	TCU (12/16/2020)
FREE THROWS MADE	25		at Texas Tech (01/02/2021)
	20		West Virginia (01/04/2021)
	20		at Texas (12/20/2020)
FREE THROW ATTEMPTS	35		at Texas Tech (01/02/2021)
	29		West Virginia (01/04/2021)
FREE THROW PERCENTAGE	1.000	(9-9)	Kansas (01/12/2021)
	.833	(10-12)	Oral Roberts (12/08/2020)
REBOUNDS	48		West Virginia (01/04/2021)
	44		at Texas (12/20/2020)
	44		Texas Southern (11/28/2020)
ASSISTS	19		Baylor (01/23/2021)
	16		West Virginia (01/04/2021)
	16		Oral Roberts (12/08/2020)
STEALS	13		at Iowa St. (01/25/2021)
	12		at UT Arlington (11/25/2020)
BLOCKED SHOTS	9		Baylor (01/23/2021)
	9		TCU (12/16/2020)
TURNOVERS	24		at Marquette (12/01/2020)
	20		TCU (12/16/2020)
FOULS	23		at Texas (12/20/2020)
	23		Oral Roberts (12/08/2020)

SUPERLATIVES

Oklahoma St. - Game Lows

POINTS	66 67 70 70 74		Baylor (01/23/2021) at Wichita St. (12/12/2020) at Kansas St. (01/09/2021) at Marquette (12/01/2020) at Texas (12/20/2020)
FIELD GOALS MADE	23 25 25 25		Baylor (01/23/2021) Kansas (01/12/2021) at Wichita St. (12/12/2020) at Marquette (12/01/2020)
FIELD GOAL ATTEMPTS	48 54		at Kansas St. (01/09/2021) Baylor (01/23/2021)
FIELD GOAL PERCENTAGE	.417 .417	(25-60) (25-60)	at Wichita St. (12/12/2020) at Marquette (12/01/2020)
3 PT FG MADE	3 4 4		TCU (12/16/2020) Baylor (01/23/2021) Oral Roberts (12/08/2020)
3 PT FG ATTEMPTS	10 14 14 14		Baylor (01/23/2021) at Iowa St. (01/25/2021) at Kansas St. (01/09/2021) Oral Roberts (12/08/2020)
3 PT FG PERCENTAGE	.176 .240	(3-17) (6-25)	TCU (12/16/2020) West Virginia (01/04/2021)
FREE THROWS MADE	6 10 10 10		at Iowa St. (01/25/2021) at Kansas St. (01/09/2021) at Wichita St. (12/12/2020) Oakland (12/05/2020)
FREE THROW ATTEMPTS	14 14		at Iowa St. (01/25/2021) Oakland (12/05/2020)
FREE THROW PERCENTAGE	.429 .519	(6-14) (14-27)	at Iowa St. (01/25/2021) at UT Arlington (11/25/2020)
REBOUNDS	29 34		Kansas (01/12/2021) at Marquette (12/01/2020)
ASSISTS	7 9		at Texas (12/20/2020) Oral Roberts (12/08/2020)
STEALS	1 3		at UT Arlington (11/25/2020) at Texas (12/20/2020)
BLOCKED SHOTS	0 0		at Texas Tech (01/02/2021) at UT Arlington (11/25/2020)
TURNOVERS	10 12 12		Texas Southern (11/28/2020) West Virginia (01/04/2021) Oral Roberts (12/08/2020)
FOULS	12 13 13		Oakland (12/05/2020) Baylor (01/23/2021) Oral Roberts (12/08/2020)

SUPERLATIVES

Opponent - Game Lows

POINTS	54		at Kansas St. (01/09/2021)
	60		at Iowa St. (01/25/2021)
	62		at Marquette (12/01/2020)
	64		at Wichita St. (12/12/2020)
	65		Texas Southern (11/28/2020)
FIELD GOALS MADE	20		at Iowa St. (01/25/2021)
	20		at Marquette (12/01/2020)
FIELD GOAL ATTEMPTS	55		at Texas Tech (01/02/2021)
	55		TCU (12/16/2020)
FIELD GOAL PERCENTAGE	.339	(20-59)	at Marquette (12/01/2020)
	.345	(20-58)	at Iowa St. (01/25/2021)
3 PT FG MADE	3		Texas Southern (11/28/2020)
	5		Kansas (01/12/2021)
	5		at Wichita St. (12/12/2020)
	5		at UT Arlington (11/25/2020)
3 PT FG ATTEMPTS	15		Texas Southern (11/28/2020)
	17		TCU (12/16/2020)
3 PT FG PERCENTAGE	.192	(5-26)	at Wichita St. (12/12/2020)
	.192	(5-26)	at UT Arlington (11/25/2020)
FREE THROWS MADE	6		at Kansas St. (01/09/2021)
	6		Oakland (12/05/2020)
FREE THROW ATTEMPTS	9		Kansas (01/12/2021)
	12		at Kansas St. (01/09/2021)
	12		Oral Roberts (12/08/2020)
FREE THROW PERCENTAGE	.462	(6-13)	Oakland (12/05/2020)
	.476	(10-21)	Texas Southern (11/28/2020)
REBOUNDS	19		at Iowa St. (01/25/2021)
	27		at Kansas St. (01/09/2021)
ASSISTS	5		at Iowa St. (01/25/2021)
	9		Kansas (01/12/2021)
	9		at Texas (12/20/2020)
STEALS	3		Kansas (01/12/2021)
	3		at Texas Tech (01/02/2021)
BLOCKED SHOTS	0		at Kansas St. (01/09/2021)
	0		Oakland (12/05/2020)
	0		at UT Arlington (11/25/2020)
TURNOVERS	5		at UT Arlington (11/25/2020)
	10		Baylor (01/23/2021)
	10		at Kansas St. (01/09/2021)
FOULS	13		Oakland (12/05/2020)
	16		at Iowa St. (01/25/2021)
	16		Kansas (01/12/2021)
	16		at Kansas St. (01/09/2021)

SUPERLATIVES

Oklahoma St. - Individual Game Highs

POINTS	29		Cade Cunningham vs Oral Roberts (12/08/2020)
	25		Cade Cunningham vs West Virginia (01/04/2021)
	25		Cade Cunningham at Texas (12/20/2020)
	22		Matthew-Alexander Moncrieffe at Iowa St. (01/25/2021)
	22		Isaac Likekele vs West Virginia (01/04/2021)
FIELD GOALS MADE	11		Matthew-Alexander Moncrieffe at Iowa St. (01/25/2021)
	10		Kalib Boone vs Baylor (01/23/2021)
	10		Cade Cunningham vs West Virginia (01/04/2021)
FIELD GOAL ATTEMPTS	19		Cade Cunningham at Texas (12/20/2020)
	18		Cade Cunningham vs TCU (12/16/2020)
	18		Cade Cunningham vs Oral Roberts (12/08/2020)
FIELD GOAL PERCENTAGE (min 5 made)	1.000	(7-7)	Kalib Boone at Iowa St. (01/25/2021)
	1.000	(5-5)	Kalib Boone vs Oakland (12/05/2020)
3 PT FG MADE	4		Rondel Walker at Iowa St. (01/25/2021)
	3		Bryce Williams vs Baylor (01/23/2021)
	3		Cade Cunningham vs Kansas (01/12/2021)
	3		Bryce Williams vs Kansas (01/12/2021)
	3		Rondel Walker at Kansas St. (01/09/2021)
	3		Cade Cunningham vs West Virginia (01/04/2021)
	3		Bryce Williams at Texas Tech (01/02/2021)
	3		Cade Cunningham vs Oakland (12/05/2020)
	3		Bryce Williams at Marquette (12/01/2020)
	3		Rondel Walker vs Texas Southern (11/28/2020)
	3		Ferron Flavours Jr. vs Texas Southern (11/28/2020)
3 PT FG ATTEMPTS	8		Rondel Walker at Iowa St. (01/25/2021)
	8		Cade Cunningham vs West Virginia (01/04/2021)
3 PT FG PERCENTAGE (min 2 made)	.667	(2-3)	Bryce Williams at Texas (12/20/2020)
	.667	(2-3)	Keylan Boone vs Oakland (12/05/2020)
FREE THROWS MADE	9		Cade Cunningham vs Oral Roberts (12/08/2020)
	8		Rondel Walker at Marquette (12/01/2020)
FREE THROW ATTEMPTS	12		Isaac Likekele vs Baylor (01/23/2021)
	10		Cade Cunningham vs Oral Roberts (12/08/2020)
FREE THROW PERCENTAGE (min 3 made)	1.000	(5-5)	Cade Cunningham vs Texas Southern (11/28/2020)
	1.000	(4-4)	Avery Anderson, III at Texas Tech (01/02/2021)
	1.000	(4-4)	Isaac Likekele at Wichita St. (12/12/2020)
	1.000	(3-3)	Matthew-Alexander Moncrieffe vs Baylor (01/23/2021)
	1.000	(3-3)	Avery Anderson, III vs Kansas (01/12/2021)
	1.000	(3-3)	Cade Cunningham vs Oakland (12/05/2020)
REBOUNDS	13		Isaac Likekele at UT Arlington (11/25/2020)
	12		Matthew-Alexander Moncrieffe at Iowa St. (01/25/2021)
	12		Keylan Boone vs Oral Roberts (12/08/2020)
	12		Keylan Boone at UT Arlington (11/25/2020)
ASSISTS	8		Cade Cunningham vs Oakland (12/05/2020)
	7		Isaac Likekele vs Baylor (01/23/2021)
	7		Isaac Likekele at UT Arlington (11/25/2020)
STEALS	4		Cade Cunningham at Texas Tech (01/02/2021)
	4		Bryce Williams vs Oral Roberts (12/08/2020)
	4		Kalib Boone vs Oakland (12/05/2020)
	4		Bryce Williams at Marquette (12/01/2020)
BLOCKED SHOTS	4		Kalib Boone vs Texas Southern (11/28/2020)
	3		Bryce Williams vs Baylor (01/23/2021)
	3		Keylan Boone at Kansas St. (01/09/2021)

SUPERLATIVES

Opponent - Individual Game Highs

POINTS	33		Max Abmas vs Oral Roberts (12/08/2020)
	32		Rashad Williams vs Oakland (12/05/2020)
	24		David McCormack vs Kansas (01/12/2021)
	24		Greg Brown at Texas (12/20/2020)
	22		Jared Butler vs Baylor (01/23/2021)
	22		Derek Culver vs West Virginia (01/04/2021)
	22		Andrew Jones at Texas (12/20/2020)
FIELD GOALS MADE	10		David McCormack vs Kansas (01/12/2021)
	10		Derek Culver vs West Virginia (01/04/2021)
	10		Max Abmas vs Oral Roberts (12/08/2020)
	10		Rashad Williams vs Oakland (12/05/2020)
FIELD GOAL ATTEMPTS	22		Rashad Williams vs Oakland (12/05/2020)
	19		Derek Culver vs West Virginia (01/04/2021)
	19		Max Abmas vs Oral Roberts (12/08/2020)
FIELD GOAL PERCENTAGE (min 5 made)	.889	(8-9)	Mark Vital vs Baylor (01/23/2021)
	.692	(9-13)	Shahada Wells at UT Arlington (11/25/2020)
3 PT FG MADE	10		Rashad Williams vs Oakland (12/05/2020)
	6		Jared Butler vs Baylor (01/23/2021)
	6		Max Abmas vs Oral Roberts (12/08/2020)
3 PT FG ATTEMPTS	20		Rashad Williams vs Oakland (12/05/2020)
	12		Max Abmas vs Oral Roberts (12/08/2020)
3 PT FG PERCENTAGE (min 2 made)	.857	(6-7)	Jared Butler vs Baylor (01/23/2021)
	.750	(3-4)	Kevin Obanor vs Oral Roberts (12/08/2020)
FREE THROWS MADE	9		Matt Coleman III at Texas (12/20/2020)
	7		Greg Brown at Texas (12/20/2020)
	7		Max Abmas vs Oral Roberts (12/08/2020)
FREE THROW ATTEMPTS	11		Greg Brown at Texas (12/20/2020)
	10		Matt Coleman III at Texas (12/20/2020)
FREE THROW PERCENTAGE (min 3 made)	1.000	(7-7)	Max Abmas vs Oral Roberts (12/08/2020)
	1.000	(6-6)	Miles McBride vs West Virginia (01/04/2021)
	1.000	(5-5)	Nimari Burnett at Texas Tech (01/02/2021)
	1.000	(4-4)	David McCormack vs Kansas (01/12/2021)
	1.000	(4-4)	Morris Udeze at Wichita St. (12/12/2020)
	1.000	(3-3)	Tyler Harris at Iowa St. (01/25/2021)
	1.000	(3-3)	Andrew Jones at Texas (12/20/2020)
REBOUNDS	19		Derek Culver vs West Virginia (01/04/2021)
	14		Greg Brown at Texas (12/20/2020)
ASSISTS	9		Davion Mitchell vs Baylor (01/23/2021)
	8		Jalen Moore vs Oakland (12/05/2020)
STEALS	5		Shahada Wells at UT Arlington (11/25/2020)
	4		Tyler Harris at Iowa St. (01/25/2021)
BLOCKED SHOTS	7		Kevin Samuel vs TCU (12/16/2020)
	4		Jonathan Tchamwa Tchatchoua vs Baylor (01/23/2021)
	4		Marcus Santos-Silva at Texas Tech (01/02/2021)
TURNOVERS	7		Daniel Oladapo vs Oakland (12/05/2020)
	6		Theo John at Marquette (12/01/2020)
FOULS	5		Mac McClung at Texas Tech (01/02/2021)
	5		Courtney Ramey at Texas (12/20/2020)
	5		Jamal Cain at Marquette (12/01/2020)
	5		Davis Steelman at UT Arlington (11/25/2020)

THE LAST TIME ...

TEAM

OSU Scored 100 Points..... 102 vs UT-Rio Grande Valley (Dec. 22, 2017)
Opponent Scored 100 Points..... 109 by Oklahoma (Jan. 3, 2018)

OSU Scored 90 Points..... 90 vs LSU (Nov. 25, 2018)
Opponent Scored 90 Points..... 92 by Western Kentucky (March 21, 2018)

OSU Scored Fewer than 60 Points..... 58 at Kansas (Feb. 24, 2020)
Opponent Scored Fewer than 60 Points..... 59 by Texas (March 7, 2020)

OSU Scored Fewer than 50 Points..... 47 at West Virginia (Feb. 19, 2020)
Opponent Scored Fewer than 50 Points..... 31 by Southeastern Louisiana (Dec. 29, 2019)

OSU Won by 30 Points..... 51 vs Southeastern Louisiana (Dec. 29, 2019)
Opponent Won by 30 Points..... 35 by Texas Tech (Jan. 4, 2020)

OSU shot 65% from the floor..... 66.0 at Texas (March 7, 2020)
Opponent shot 65% from the floor..... 66.0 by Arizona (March 24, 2005)

OSU shot 60% from the floor..... 66.0 at Texas (March 7, 2020)
Opponent shot 60% from the floor..... 61.5 by Kansas State (Feb. 23, 2019)

OSU shot less than 25% from the floor..... 24.6 at South Carolina (Dec. 6, 2014)
Opponent shot less than 25% from the floor..... 22.4 by Southeastern Louisiana (Dec. 29, 2019)

OSU shot less than 35% from the floor..... 28.1% vs Kansas (Jan. 27, 2020)
Opponent shot less than 35% from the floor..... 34.5% by Iowa State (Jan. 25, 2021)

OSU shot 50% from beyond the arc..... 61.5 at Texas (March 7, 2020)
Opponent shot 50% from beyond the arc..... 50.0 by Kansas State (Feb. 23, 2019)

OSU shot less than 20% from beyond the arc..... 17.6% vs TCU (Dec. 16, 2020)
Opponent shot less than 20% from beyond the arc..... 19.2% by Wichita State (Dec. 12, 2020)

OSU made 10 three-pointers..... 10 vs Oakland (Dec. 5, 2020)
Opponent made 10 three-pointers..... 10 by Baylor (Jan. 23, 2021)

OSU shot 100% from the FT line (min. 10)..... 22-of-22 vs Texas Tech (Feb. 25, 2017)
Opponent shot 100% from the FT line (min. 10)..... 12-of-12 by Iowa State (Feb. 29, 2020)

OSU shot less than 50% from the FT line..... 42.9 at Iowa State (Jan. 25, 2021)
Opponent shot less than 50% from the FT line..... 46.2 Oakland (Dec. 5, 2020)

OSU had 50 Rebounds..... 54 at UT Arlington (Nov. 25, 2020)
Opponent had 50 Rebounds..... 51 at Oklahoma (Jan. 2, 2019)

OSU had 20 Offensive Rebounds..... 20 vs Oklahoma (Jan. 20, 2018)
Opponent had 20 Offensive Rebounds..... 22 by West Virginia (Jan. 4, 2021)

OSU had 20 Assists..... 22 vs Oakland (Dec. 5, 2020)
Opponent had 20 Assists..... 20 by Iowa State (Jan. 21, 2020)

OSU had 10 Steals..... 12 at Texas Tech (Jan. 2, 2021)
Opponent had 10 Steals..... 13 by Iowa State (Jan. 25, 2021)

OSU had 10 Blocked Shots..... 12 vs Oral Roberts (Nov. 6, 2019)
Opponent had 10 Blocked Shots..... 11 by Texas (Jan. 15, 2020)

OSU had two 30-point scorers..... vs Southwestern State (Jan. 2, 2007)
Opponent had two 30-point scorers..... Never
OSU had three 30-point scorers..... vs Oral Roberts (March 4, 1993)

OSU had two 20-point scorers..... vs Iowa State (Jan. 25, 2021)
Opponent had two 20-point scorers..... by Oklahoma (Feb. 1, 2020)

OSU had three 20-point scorers..... vs Oklahoma (Feb. 18, 2017)
Opponent had three 20-point scorers..... by West Virginia (Jan. 4, 2021)
OSU had four 20-point scorers..... vs Northwestern State (Jan. 3, 2009)

Teams combined for four 20-point scorers..... vs Oklahoma (Feb. 18, 2017)
Teams combined for five 20-point scorers..... vs West Virginia (Jan. 4, 2021)
Teams combined for six 20-point scorers..... vs Providence (Nov. 25, 1993)

OSU had five double-figure scorers..... vs Oakland (Dec. 5, 2020)
Opponent had five double-figure scorers..... by Kansas (Feb. 24, 2020)

OSU had six double-figure scorers..... vs Iowa State (Jan. 21, 2020)
Opponent had six double-figure scorers..... by Minnesota (Nov. 30, 2018)

OSU had seven double-figure scorers..... vs Rogers State (Nov. 30, 2016)
Opponent had seven double-figure scorers..... Never

Teams combined for 10 double-figure scorers..... 10 vs Baylor (Feb. 8, 2020)

OSU had all 5 starters score in double figures..... vs TCU (March 13, 2019)
Opp. had all 5 starters score in double figures..... by Baylor (Feb. 8, 2020)

OSU had no players score in double figures..... at Iowa State (Feb. 29, 2016)
Opp. had no players score in double figures..... Ole Miss (Nov. 29, 2019)

OSU had only one player score in double figures..... at West Virginia (Feb. 19, 2020)
Opp. had only one player score in double figures..... Kansas City (Nov. 9, 2019)

OSU had two double-figure rebounders..... at UT Arlington (Nov. 25, 2020)
OSU had three double-figure rebounders..... at UT Arlington (Nov. 25, 2020)
Opp. had two double-figure rebounders..... at Marquette (Dec. 1, 2020)

OSU had two double-doubles..... at UT Arlington (Nov. 25, 2020)
OSU had three double-doubles..... vs Seattle (Nov. 14, 2009)
Opponent had two double-doubles..... Iowa State (March 9, 2017)

THE LAST TIME ...

OSU scored 50 points in first half.....	53 vs UT-Rio Grande Valley (Dec. 22, 2017)
OSU scored 50 points in second half	51 vs Oral Roberts (Dec. 8, 2020))
Opponent scored 50 points in first half.....	50 by Oklahoma (Jan. 3, 2018)
Opponent scored 50 points in second half	52 by West Virginia (Jan. 4, 2021)
OSU scored less than 20 points in first half.....	17 at TCU (Jan. 11, 2020)
OSU scored less than 20 points in second half	14 at West Virginia (Feb. 19, 2020)
Opponent scored less than 20 points in first half.....	19 vs Southeastern Louisiana (Dec. 29, 2019)
Opponent scored less than 20 points in second half	12 vs Southeastern Louisiana (Dec. 29, 2019)
OSU had three players foul out	at Baylor (Feb. 8, 2020)
Opponent had three players foul out	West Virginia (Jan. 25, 2014)
OSU failed to make a 3-point attempt	vs Iowa State (Jan. 8, 2001)
Opponent failed to make a 3-point attempt	TCU (Feb. 14, 2015)
OSU defeated an AP ranked opponent.....	75-70 vs 6/7 Kansas (Jan. 12, 2021)
OSU lost to an AP ranked opponent.....	81-66 vs 2/2 Baylor (Jan. 23, 2021)
OSU won an overtime game	82-77 at Texas Tech (Jan. 2, 2021)
OSU lost an overtime game.....	84-80 at Texas Tech (Feb. 27, 2019)
OSU won a double-overtime game.....	68-58 vs SMU (Dec. 28, 2011)
OSU lost a double-overtime game.....	67-68 vs Kansas (Feb. 20, 2013)
OSU won a triple-overtime game	105-103 vs Texas (Jan. 16, 2007)
OSU lost a triple-overtime game	97-98 vs Iowa State (Feb. 3, 2014)
OSU won a quadruple-overtime game	96-91 at Colorado (Feb. 5, 1983)
OSU lost a quadruple-overtime game.....	Never

INDIVIDUAL

A Cowboy had a Triple-Double (P/R/A)	19/14/10, Maurice Baker vs UTSA (Jan. 3, 2001)
An Opponent had a Triple-Double (P/R/A)....	19/10/11, Anthony Bowie, Oklahoma (Feb. 27, 1985)
A Cowboy had a Double-Double (PTS/REB).....	22/12 Matthew-Alexander Moncrieffe vs Iowa State (Jan. 25, 2021)
An Opponent had a Double-Double (PTS/REB)	24/14, David McCormack, Kansas (Jan. 12, 2021)
A Cowboy had a Double-Double (PTS/AST).....	15/11, Isaac Likekele vs TCU (Feb. 6, 2020)
An Opponent had a Double-Double (PTS/AST)	10/11, Alex Robinson, TCU (Feb. 6, 2019)
A Cowboy had a 20/20 Performance (PTS/REB)....	37/20, Mario Boggan vs Texas (Jan. 16, 2007)
An Opponent had a 20/20 Performance (PTS/REB)	20/23, Reginald King, Alabama (Dec. 17, 1976)
A Cowboy had a 20/10 Performance (PTS/REB).....	22/12 Matthew-Alexander Moncrieffe vs Iowa State (Jan. 25, 2021)
An Opponent had a 20/10 Performance (PTS/REB).....	24/14, David McCormack, Kansas (Jan. 12, 2021)
A Cowboy scored 30 points	30, Jawun Evans vs North Carolina (Nov. 22, 2016)
An Opponent Scored 30 Points	33, Max Abmas, Oral Roberts (Dec. 8, 2020)
A Cowboy Scored 20 Points.....	22, Matthew-Alexander Moncrieffe vs Iowa State (Jan. 25, 2021)
An Opponent Scored 20 points	22, Jared Butler, Baylor (Jan. 23, 2021)
A Cowboy had 20 Rebounds	20, Mario Boggan vs Texas (Jan. 16, 2007)
An Opponent had 20 Rebounds	21, Derek Culver, West Virginia (March 9, 2019)
A Cowboy had 15 Rebounds.....	18, Marshall Moses at La Salle (Dec. 4, 2010)
An Opponent had 15 Rebounds.....	19, Derek Culver, West Virginia (Jan. 4, 2021)
A Cowboy had 10 Offensive Rebounds.....	10, Mario Boggan vs Texas (Jan. 16, 2007)
An Opponent had 10 Offensive Rebounds.....	12, Rico Gathers, Baylor (Jan. 5, 2016)
A Cowboy had 10 Assists	11, Isaac Likekele vs TCU (Feb. 6, 2020)
An Opponent had 10 Assists	11, Jamarius Burton, Wichita State (Dec. 8, 2019)
A Cowboy had five Steals	5, Isaac Likekele vs Syracuse (Nov. 27, 2019)
An Opponent had five Steals	5, Shahada Wells, UTA (Nov. 25, 2020)
A Cowboy had five Blocked Shots	5, Yor Anei vs Western Michigan (Nov. 22, 2019)
An Opponent had five Blocked Shots	5, Udoka Azubuike, Kansas (Jan. 27, 2020)
A Cowboy won a game in the final 3 seconds.....Offensively: Isaac Likekele went coast-to-coast for the game-winning layup with 3.8 remaining to defeat Iowa State, 72-71, in the opening round of the Big 12 Championship on March 11, 2020.	
.....Defensively: Mitchell Solomon drew a charge with a second remaining to defeat No. 19 Florida State, 71-70, in Sunrise, Fla., on Dec. 16, 2017.	
An Opponent won a game in the final 3 seconds...TCU's J.D. Miller hit a 10-foot fade-away base-line jumper with 0.3 remaining to beat OSU, 70-68, in Fort Worth, Texas on Feb. 6, 2019.	

BOX SCORES

Game 1 • Nov. 25, 2020 • College Park Center (Arlington, Texas) • Att: 624

OKLAHOMA STATE

75

UT ARLINGTON

68

Official Basketball Box Score - Final
Oklahoma St. at UT Arlington
11/25/20 College Park Center, Arlington
2020-21 Men's BasketballGame Time: 3:00 PM
Game Duration: 1:59
Attendance: 624

Officials: Keith Kirtle, Claudi Poole, Rod Dixon

Oklahoma St. - 75

Record: 1-0

NO. Name	Min	FG	3P	FT	Rebounds	FOU	TP	AS	TO	ST	Blocks	BS	BA	+	
22 Kalib Boone	F 14:40	1-4	0-0	3-4	3	2	5	3	2	5	0	2	0	0	-4
2 Cade Cunningham	G 36:24	7-16	2-5	5-7	2	8	10	3	6	21	3	5	0	0	1
13 Isaac Likelele	G 37:07	3-4	1-2	2-5	1	12	13	2	6	9	7	4	0	0	13
20 Keylan Boone	G 28:59	4-9	1-6	1-2	3	9	12	2	1	10	1	2	0	0	2
31 Ferron Flavors Jr.	F 18:04	3-8	2-7	0-0	0	1	1	2	0	8	0	0	0	0	6
12 Matthew-Alexander Moncrieffe	25:17	5-9	0-0	1-7	4	3	7	3	5	11	1	0	0	0	14
1 Chris Harris Jr.	06:37	2-4	0-2	0-0	0	0	0	0	0	4	0	0	1	0	5
0 Avery Anderson, III	15:49	2-4	1-2	2-2	0	4	4	1	1	7	1	3	0	0	6
5 Rondell Walker	10:58	0-0	0-0	0-0	0	1	1	1	0	0	0	0	0	0	-2
4 Donovan Williams	05:30	0-1	0-1	0-0	0	0	0	0	0	0	0	0	0	0	-6
25 Bernard Kouma	00:35	0-0	0-0	0-0	0	0	0	0	0	0	0	0	0	0	0
Team					1	0	1	0	0	0	0	0	0	0	0
Totals		27-59	7-25	14-27	14	40	54	17	21	75	13	18	1	0	7

Technical Fouls: NONE

UT Arlington - 68

Record: 0-1

NO. Name	Min	FG	3P	FT	Rebounds	Fouls	TP	AS	TO	ST	Blocks	BS	BA		
10 Fredelin De La Cruz	F 14:59	2-3	0-0	4-8	1	5	6	1	6	8	0	1	0	0	-3
23 Patrick Mwamba	F 22:39	1-8	1-8	0-0	2	2	3	1	3	2	0	2	0	0	-9
1 Sam Griffin	G 10:07	0-6	0-1	0-0	0	1	1	0	0	0	0	1	0	0	-12
4 David Azore	G 21:48	6-10	1-3	1-1	0	1	1	4	2	14	0	2	2	0	1
20 Nicolas Elame	G 35:05	5-15	0-3	2-5	2	6	8	3	4	12	5	2	0	0	1
2 Jordan Phillips	F 19:59	2-8	1-2	1-2	2	2	4	1	2	6	1	0	1	0	14
13 Shahada Wells	F 31:04	9-13	2-3	1-2	1	5	6	2	1	21	2	0	5	0	0
14 Davis Steelman	F 15:30	1-2	0-1	0-0	0	3	3	5	1	2	1	0	0	0	-7
35 Grayson Carter	F 03:40	0-0	0-0	0-0	0	0	0	0	0	0	0	0	0	0	-7
12 Lazaro Rojas	G 08:39	1-1	0-0	0-0	1	0	1	0	2	0	0	0	0	0	-10
3 Carson Bischoff	F 11:02	0-5	0-5	0-0	0	0	0	0	0	0	1	0	0	0	1
21 Tre Jones	G 05:26	0-0	0-0	0-0	0	0	0	0	0	0	0	1	0	0	-2
Team					0	1	1	0	0	0	0	0	0	0	0
Totals		27-71	5-26	9-18	7	26	33	21	17	68	12	5	12	0	-7

Technical Fouls: NONE

OSU	UTA
Biggest lead	11 (2 nd 13:11) 6 (1 st 14:04)
Best Scoring Run	9 (1 st 2:38) 13 (2 nd 10:20)
Lead Changes	5
Times Tied	5
Time with Lead	23:39 11:55

Points from Turnovers	OSU	UTA
Paint	36	26
Second Chance	20	4
Fast Breaks	13	13
Bench	22	31

Period by Period Scoring	1st	2nd	TOT
OSU	32	43	75
UTA	27	41	68

Game 3 • Dec. 1, 2020 • Fiserv Forum (Milwaukee, Wisc.) • Att: 0

OKLAHOMA STATE

70

MARQUETTE

62

Official Basketball Box Score - Final
Oklahoma St. at Marquette
12/01/20 Fiserv Forum, Milwaukee, WI
2020-21 Men's BasketballGame Time: 6:00 PM
Game Duration: 2:18

Officials: Mike Roberts, Kipp Kissinger, Bert Smith

Oklahoma St. - 70

Record: 3-0

NO.	Name	Min	FG	3P	FT	Rebounds		Fouls	TP	AS	TO	ST	Blocks	BS	+/-
			M	A	M	OR	DR	TOT	PF	FO					
22	Kalib Boone	15:06	2-2	0-0	1-1	1	3	4	5	3	2	5	0	1	0
2	Cade Cunningham	G 30:33	5-10	0-1	3-4	1	5	6	2	13	3	3	1	0	9
13	Isaac Likelele	G 36:41	5-9	1-1	0-0	1	5	6	3	1	11	3	4	1	0
20	Keylan Boone	G 18:58	1-5	0-3	0-0	1	4	5	1	0	2	1	1	0	2
31	Ferron Flavors Jr.	G 22:19	2-7	1-6	0-0	0	0	0	0	0	5	0	0	0	-7
12	Matthew-Alexander Moncrieffe	23:11	2-9	0-0	1-2	1	3	4	1	2	5	1	1	1	0
5	Rondell Walker	25:57	4-9	0-2	8-9	0	1	1	2	5	16	0	2	1	11
14	Bryce Williams	22:16	4-8	3-5	2-2	0	2	2	3	13	4	1	4	1	12
25	Bernard Kouma	01:44	0-0	0-0	0-0	0	0	0	0	0	0	0	0	0	-4
4	Donovan Williams	03:15	0-1	0-0	0-0	0	2	2	0	1	0	1	1	0	-6
						3	1	4		0	0				
Team			25-60	5-18	15-18	8	26	34	17	70	14	18	11	6	4
Totals															

Technical Fouls: NONE

Marquette - 62

Record: 2-1

NO. Name		Min	FG	3P	FT	Rebounds	Fouls	TP	AS	TO	ST	Blocks	BS	+/-		
						OR	DR	TOT								
4 Theo John	F	31:26	2-2	1-1	2-2	3	5	8	4	3	7	3	6	0	2	0
23 Jamal Gain	F	32:55	5-14	3-7	0-0	6	7	13	5	0	13	2	2	1	0	2
33 Dawson Garcia	F	26:30	2-9	0-1	0-2	0	2	2	2	2	4	1	1	1	0	-11
10 Symir Torrence	F	18:54	1-6	0-4	0-0	0	1	0	1	1	2	1	0	1	0	-11
25 Koby McEwen	G	38:14	6-15	3-9	6-9	3	3	6	21	3	4	3	0	0	0	-1
2 Justin Lewis	F	22:04	2-4	1-1	1-2	4	9	13	0	1	6	1	3	1	1	-1
21 D.J. Carton	F	20:17	2-7	0-4	3-4	0	0	0	2	2	7	1	4	1	1	0
12 Dexter Akanno	G	03:51	0-1	0-1	0-0	0	0	0	1	0	0	0	2	0	0	-3
5 Greg Elliott	F	05:49	0-1	0-1	2-2	0	0	0	0	2	2	0	1	0	0	-9
Team						1	1	2	0	0	3	0	0	0	0	0
Totals		20:59	8-29	14-21	16	27	43	19	17	62	13	24	7	4	6	-8

Technical Fouls: John 2nd 9:40

OSU	MAR
Biggest lead	12 (2 nd 4:16) 12 (1 st 12:27)
Best Scoring Run	15 (1 st 8:24) 13 (1 st 14:56)
Lead Changes	7
Times Tied	4
Time with Lead	20:46 15:27

Points from Turnovers	OSU	MAR
Paint	36	22
Second Chance	9	17
Fast Breaks	20	17
Bench	34	15

Period by Period Scoring	1st	2nd	TOT
OSU	32	38	70
MAR	35	27	62

Game 2 • Nov. 28, 2020 • Gallagher-Iba Arena (Stillwater, Okla.) • Att: 3,350

TEXAS SOUTHERN

65

OKLAHOMA STATE

85

Official Basketball Box Score - Final
Texas Southern at Oklahoma State
11/28/20 Gallagher-Iba Arena, Stillwater, OK
2020-21 Cowboy BasketballGame Time: 6:30 PM
Game Duration: 1:58
Attendance: 3,350

Officials: Gary Maxwell, Marques Pettigrew, Amy Bonner

Texas Southern - 65

Record: 0-2

NO. Name	Min	FG	3P	FT	Rebounds	Fouls	TP	AS	TO	ST	Blocks	BS	BA
0 Yahyza Raras	F 22:09	2-10	1-3	0-0	0	3	2	5	5	1	1	0	2
1 Galen Alexander	F 32:26	8-18	2-8	4-5	0	2	3	2	22	0	2	1	0
24 John Walker III	F 21:56	5-9	0-1	1-1	0	4	3	4	11	4	2	0	1
11 Jordan Gilliam	G 18:37	0-1	0-0	0-0	0	0	0	0	4	1	0	2	0
20 Michael Weathers	G 29:44	6-9	0-1	1-2	1	6	7	1	2	13	3	2	1
5 Karl Nicholas	21:40	4-8	0-0	2-4	4	5	9	3	10	2	3	2	1
15 Justin Hopkins	21:51	0-3	0-1	1-2	2	1	3	1	0	1	0	1	0
12 John Jones	08:16	0-4	0-2	0-0	0	0	0	0	0	0	0	0	0
14 Chris Baldwin	11:56	1-3	0-1	1-4	1	2	3	2	2	3	0	1	0
2 Ja'Mare Redus	06:02	0-0	0-0	0-0	0	0	0	1	0	0	0	0	0
33 Quinton Brigham	02:48	0-1	0-0	0-3	0	0	0	0	1	0	0	0	0
23 Ashton McClelland	02:35	0-1	0-1	0-0	0	1	1	0	0	0	0	0	0
Team					10	1	11	0	0	3	0	0	0
Totals		26:67	3-18	10-21	18	25	43	20	65	12	13	6	2

Technical Fouls: NONE

Oklahoma State - 85

Record: 2-0

Atlanta State - 89														FG									
NO.	Name	Min	FG	3P	FT	Rebounds		Fouls		TP	AS	TO	ST	Blocks		BA	+/-						
						OR	DR	OT	PD					BS	BS								
22	Kalib Boone	F 15:01	0-1	0-0	5-6	0	5	4	5	3	5	2	0	1	3	0	16						
2	Cade Cunningham	G 27:11	7-12	1-2	5-5	2	2	4	3	4	20	4	2	2	2	0	13						
13	Isaac Likelele	G 24:48	2-4	1-2	3-4	3	6	3	4	8	4	1	0	0	0	0	13						
20	Keylan Boone	G 18:44	1-5	1-4	1-2	1	3	3	4	2	1	4	0	0	0	0	11						
31	Ferron Flavors Jr.	G 23:01	3-5	3-5	2-3	0	3	3	3	1	11	0	0	0	0	1	13						
0	Avery Anderson, III	26:39	3-9	1-3	2-3	0	3	3	1	2	9	2	3	0	1	0	8						
12	Matthew-Alexander Moncrieffe	21:02	3-7	0-0	1-2	2	1	3	4	1	7	2	3	2	0	0	8						
5	Rondell Walker	22:46	7-13	3-7	2-2	1	2	3	0	2	19	0	0	0	0	0	9						
4	Donovan Williams	09:33	0-1	0-1	0-0	0	0	0	0	1	0	0	0	0	0	0	5						
14	Bryce Williams	03:10	0-0	0-0	0-0	0	0	0	0	1	0	0	0	0	0	0	5						
25	Bernard Kouma	08:05	1-2	0-0	0-0	0	2	2	0	0	2	0	0	0	1	1	3						
Team						0				4	0	0	0	0									
Totals		27:59		10:24	21:27	9	28	37	20	20	85	14	9	5	7	2	20						

BOX SCORES

Game 5 • Dec. 8, 2020 • Gallagher-Iba Arena (Stillwater, Okla.) • Att: 3,350

ORAL ROBERTS

78

OKLAHOMA STATE

83

Official Basketball Box Score - Final
Oral Roberts at Oklahoma State
 12/08/20 Gallagher-Iba Arena, Stillwater
 2020-21 Cowboy Basketball

Game Time: 7:00 PM
 Game Duration: 2:06
 Attendance: 3,350

Officials: Darron George, Olands Poldo, Jeff Maham

Oral Roberts - 78

Record: 1-3

NO. Name	Min	FG	3P	FT	Rebounds	Fouls	TP	AS	TO	ST	Blocks	+/-
00 Kevin Obanor	F 34:52	5-9	3-4	3-5	2 10 12	3 4	16	1	3	0	1	-8
22 Francis Lacs	F 18:50	1-6	1-4	0-0	0 3 3	3 0	3	2	0	1	3	-11
2 Kareem Thompson	G 31:24	4-11	4-7	0-0	1 1 2	2 0	12	0	3	0	0	-14
3 Max Abrams	G 39:18	10-19	6-12	7-7	1 5 6	3 5	33	9	4	2	0	-6
10 RJ Gasper	G 31:41	3-7	0-2	0-0	1 0 1	3 0	6	2	3	0	0	-7
14 DeShang Weaver	21:09	3-6	2-5	0-0	1 3 4	3 1	8	2	1	1	0	0
11 Carlos Jurgens	17:37	0-1	0-0	0-0	0 3 3	4 1	0	0	1	0	0	12
13 Nate Clover III	05:07	0-1	0-0	0-0	1 0 1	1 1	0	0	2	0	1	0
5 D'Mauria Jones	00:01	0-0	0-0	0-0	0 0 0	1 0	0	0	0	0	0	-1
45 Ismael Plet	00:01	0-0	0-0	0-0	0 0 0	0 0	0	0	0	0	0	-1
Team					0 1 1	0			1			
Totals		26-60	16-34	10-12	7 26 33	23 12	78	16	18	4	5	-5

Technical Fouls:NONE

Oklahoma State - 83

Record: 5-0

NO. Name	Min	FG	3P	FT	Rebounds	Fouls	TP	AS	TO	ST	Blocks	+/-
22 Kalib Boone	F 16:14	4-9	0-0	3-4	1 2 3	2 2	11	0	2	0	1	0
2 Cade Cunningham	G 33:08	9-18	2-4	9-10	0 4 4	2 7	29	3	5	0	1	2
13 Isaac Likelele	G 33:08	2-4	0-0	0-0	4 4 4	3 4	7	2	0	1	1	7
20 Keylan Boone	G 23:52	2-5	0-1	2-2	3 9 12	1 1	6	2	0	1	2	1
31 Ferron Flavors Jr.	G 19:16	1-7	0-3	2-2	0 0 0	1 1	4	0	0	0	0	6
12 Matthew-Alexander Moncreiffe	19:06	6-9	0-0	3-7	4 1 5	0 4	15	1	0	0	0	-4
5 Rondell Walker	23:11	1-3	1-2	1-2	0 2 2	0 4	4	0	1	2	0	-2
14 Bryce Williams	24:54	2-7	1-3	0-0	3 3 3	2 0	5	1	4	4	0	0
25 Bernard Kouma	02:17	1-1	0-0	0 0	1 0 1	1 0	2	0	0	0	0	1
4 Donovan Williams	02:27	0-1	0-1	0-0	1 1 2	0 0	0	0	0	0	0	1
55 Dee Mitchell	02:27	0-0	0-0	0-0	0 0 0	0 0	0	0	0	0	0	1
Team					1 2 3	0			0			
Totals		28-64	4-14	23-31	15 28 43	13 23	83	9	12	8	5	5

Technical Fouls:Coach 2nd 13:06

	ORU	OSU
Biggest lead	4 (1 st 7:22)	9 (2 nd 3:12)
Best Scoring Run	7 (1 st 9:30)	8 (2 nd 17:34)
Lead Changes	8	
Times Tied	4	
Time with Lead	08:59	28:15

Points from	ORU	OSU
Turnovers	6	17
Paint	18	44
Second Chance	4	17
Fast Breaks	3	13
Bench	8	26

Period by Period Scoring	1st	2nd	TOT
ORU	31	47	78
OSU	32	51	83

Game 7 • Dec. 16, 2020 • Gallagher-Iba Arena (Stillwater, Okla.) • Att: 3,350

TCU

77

OKLAHOMA STATE

76

Official Basketball Box Score - Final
TCU at Oklahoma St.
 12/16/20 Gallagher-Iba Arena, Stillwater
 2020-21 Men's Basketball

Game Time: 6:00 PM
 Game Duration: 2:07
 Attendance: 3,350

Officials: Gary Maxwell, Jeff Maham, Rick Crawford

TCU - 77

Record: 6-2 (1-1)

NO. Name	Min	FG	3P	FT	Rebounds	Fouls	TP	AS	TO	ST	Blocks	+/-
34 Kevin Easley	F 17:10	0-1	0-1	0-0	0 6 6	3 0	0	0	2	0	1	0
21 Kevin Samuel	C 33:39	7-12	0-0	4-8	3 5 8	3 4	18	0	0	1	7	-4
1 Mike Miles	G 37:20	5-10	1-3	5-6	0 2 2	2 6	16	3	4	0	0	1
4 PJ Fuller	G 21:40	1-2	1-1	0-0	0 2 2	3 3	3	1	2	0	0	-2
22 RJ Nemhard	G 40:00	9-15	3-5	0-0	0 4 4	1 1	21	4	5	1	0	1
11 Taryn Todd	26:41	4-7	2-4	0-0	0 4 4	3 1	10	2	5	0	1	8
5 Charles O'Bannon	14:41	2-4	1-3	0-0	0 3 3	1 1	5	2	1	3	0	-3
23 Jaedon LeDoe	06:21	1-3	0-0	0-1	0 2 2	2 1	2	0	1	0	0	0
2 Mickey Pearson	02:28	1-1	0-0	0-0	1 0 1	1 0	2	0	0	0	0	-4
Team					3 1 4	0			0			
Totals		30-55	8-17	9-15	7 29 36	19 17	77	12	20	5	9	2

Technical Fouls:NONE

Oklahoma St. - 76

Record: 6-1 (0-1)

NO. Name	Min	FG	3P	FT	Rebounds	Fouls	TP	AS	TO	ST	Blocks	+/-
25 Bernard Kouma	F 03:20	0-0	0-0	0-0	0 0 0	1 0	0	0	1	0	0	0
2 Cade Cunningham	G 31:21	6-18	0-3	5-8	3 5 8	3 6	17	3	1	0	2	-14
13 Isaac Likelele	G 36:15	3-5	0-1	4-7	4 5 9	1 4	10	6	1	2	0	-7
20 Keylan Boone	G 18:08	3-6	1-3	1-1	1 4 5	2 1	8	0	1	0	0	1
31 Ferron Flavors Jr.	G 18:29	2-8	2-7	0-0	0 0 0	2 0	6	2	1	2	0	-2
12 Matthew-Alexander Moncreiffe	19:14	5-9	0-0	0-0	3 2 5	2 0	10	0	1	0	0	2
5 Rondell Walker	25:38	4-7	0-2	4-6	0 2 2	0 4	12	0	0	1	0	-8
14 Bryce Williams	14:33	1-4	0-1	1-2	0 1 1	3 2	3	0	0	2	0	1
0 Avery Anderson, III	16:17	1-4	0-0	0-0	0 1 1	2 1	2	2	2	3	0	1
22 Kalib Boone	16:45	3-6	0-0	2-2	3 0 3	1 1	8	0	5	1	0	-4
Team					1 2 3	0			0			
Totals		28-67	3-17	17-26	15 22 37	17 19	76	13	13	11	2	-1

Technical Fouls:NONE

	TCU	OSU
Biggest lead	13 (1 st 2:49)	8 (2 nd 2:21)
Best Scoring Run	9 (2 nd 0:08)	8 (1 st 0:54)
Lead Changes	9	
Times Tied	6	
Time with Lead	17:36	17:02

Points from	TCU	OSU
Turnovers	10	27
Paint	42	50
Second Chance	12	15
Fast Breaks	10	18
Bench	19	35

Period by Period Scoring	1st	2nd	TOT
TCU	37	40	77
OSU	32	44	76

Game 6 • Dec. 12, 2020 • Charles Koch Arena (Wichita, Kan.) • Att: 625

OKLAHOMA STATE

67

WICHITA STATE

64

Official Basketball Box Score - Final
Oklahoma St. at Wichita St.
 12/12/20 Charles Koch Arena, Wichita
 2020-21 Men's Basketball

Game Time: 2:01 PM
 Game Duration: 2:06
 Attendance: 625

Officials: John Higgins, Keith Kimble, Bret Smith

Oklahoma St. - 67

Record: 6-0

NO. Name	Min	FG	3P	FT	Rebounds	Fouls	TP	AS	TO	ST	Blocks	+/-
25 Bernard Kouma	F 11:51	0-0	0-0	0-0	0 0 0	3 2	0	0	1	0	0	2
2 Cade Cunningham	G 34:49	4-11	2-4	0-0	0 6 6	0 3	10	3	4	1	1	0
13 Isaac Likelele	G 35:36	5-11	0-2	4-4	5 3 8	2 4	14	3	1	0	0	3
20 Keylan Boone	G 12:34	1-3	1-3	0-0	1 3 4	1 0	3	0	2	0	0	1
31 Ferron Flavors Jr.	G 13:26	1-5	0-3	0-0	0 2 2	3 0	2	1	1	0	0	0
5 Rondell Walker	26:44	5-11	2-6	1-2	0 2 2	2 1	13	1	2	1	1	1
12 Matthew-Alexander Moncreiffe	15:55	2-3	0-0	4-7	2 1 3	1 5	8	1	2	1	0	-5
14 Bryce Williams	23:06	2-10	1-7	1-2	1 6 7	1 1	6	1	0	2	0	0
22 Kalib Boone	15:00	2-2	0-0	0-0	2 1 3	2 0	4	1	1	0	1	-5
0 Avery Anderson, III	10:59	3-4	1-1	0-1	0 2 2	3 1	7	0	1	1	0	0
Team					3 4 7	0			0			
Totals		25-60	7-26	10-16	14 30 44	18 17	67	11	15	6	3	3

Technical Fouls:NONE

Wichita St. - 64

Record: 1-2

NO. Name	Min	FG	3P	FT	Rebounds	Fouls	TP	AS	TO	ST	Blocks	+/-
5 Trey Wade	F 26:44	3-10	1-6	2-2	1 5 6	2 1	9	1	1	0	2	0
24 Morris Udeze	F 16:15	3-5	0-0	4-4	0 2 2	3 3	10	0	3	0	0	-7
0 Dexter Dennis	G 32:20	3-11	1-7	0-0	1 1 1	2 1	7	0	1	3	0	-6
1 Tyson Etienne	G 34:52	6-13	3-8	4-5	1 1 2	0 5	19	2	0	1	0	0
3 Alterique Gilbert	G 32:14	4-8	0-3	6-9	0 4 4	2 4	14	2	4	1	0	-1
25 Clarence Jackson	13:07	1-2	0-0	0-0	0 1 1	3 1	2	0	0	1	1	-5
44 Isaiah Poor Bear-Chandler	13:40	0-3	0-1	0-0	0 0 0	0 2	0	1	0	0	0	1
12 Trevin Wade	06:04	0-0	0-0	0-0	0 1 1	1 0	0	2	2	0	0	-3
4 Ricky Clinton IV	13:40	0-3	0-0	1-2	1 4 5	2 2	1	0	0	0	0	8
2 Craig Porter Jr.	04:53	0-0	0-0	0-0	0 2 2	0 1	0	2	0	0	0	0
40 Josephat Blau	06:11	1-3	0-1	0-0	3 2 5	0 0	2	0	1	0	0	-2
Team					2 2 4	0			1			
Totals		21-58	5-26	17-22	8 25 33	17 18	64	10	12	7	3	-3

Technical Fouls:NONE

	OSU	WSU
Biggest lead	8 (2 nd 14:56)	4 (1 st 6:09)
Best Scoring Run	8 (1 st 3:36)	8 (2 nd 3:00)
Lead Changes	10	
Times Tied	7	
Time with Lead	31:06	06:41

Points from	OSU	WSU
Turnovers	10	15
Paint	34	30
Second Chance	12	13
Fast Breaks	17	3
Bench	38	5

Period by Period Scoring	1st	2nd	TOT
OSU	40	27	67
WSU	34	30	64

Game 8 • Dec. 20, 2020 • Frank Erwin Center (Austin, Texas) • Att: 2,428

OKLAHOMA STATE

74

TEXAS

77

Official Basketball Box Score - Final
Oklahoma St. at Texas
 12/20/20 Frank Erwin Center, Austin, TX
 2020-21 Men's Basketball

Game Time: 1:00 PM
 Game Duration: 2:14
 Attendance: 2,428

BOX SCORES

Game 9 • Jan. 2, 2021 • United Supermarkets Arena (Lubbock, Texas) • Att: 4,013

OKLAHOMA STATE
13/14 TEXAS TECH82
77Official Basketball Box Score - Final
Oklahoma St. at Texas Tech
01/02/21 United Supermarkets Arena, Lubbock
2020-21 Men's BasketballGame Time: 3:01 PM
Game Duration: 2:30
Attendance: 4,013

Officials: Kelly Sell, Marques Pettigrew, Amy Bonner

Oklahoma St. - 82

Record: 7-2 (1-2)

NO. Name	Min	FG	3P	FT	Rebounds	Fouls	TP	AS	TO	ST	Blocks	BS	BA	+/
12 Matthew-Alexander Moncrieffe	F 15:29	2-7	0-0	0-0	0 0 0	4 0	4	1	2	1	0	2	0	
0 Avery Anderson, III	G 40:14	6-7	1-1	4-4	0 6 6	3 2	17	1	1	2	0	1	2	
2 Cade Cunningham	G 38:44	3-12	1-3	6-7	0 7 7	5 5	13	4	2	4	0	0	7	
13 Isaac Likeleke	G 39:06	7-14	1-2	2-4	3 4 3	3 5	17	3	2	3	0	3	5	
14 Bryce Williams	G 35:48	5-9	3-5	2-2	2 2 4	2 4	15	3	1	2	0	1	5	
5 Rondell Walker	G 27:08	2-7	2-6	0-0	1 1 2	2 1	6	1	2	0	0	1	8	
22 Kalib Boone	14:35	1-2	0-0	3-6	1 5 6	5 3	5	0	3	0	0	0	0	
20 Keylan Boone	12:19	2-5	0-2	1-1	1 1 2	2 1	5	1	0	0	0	0	1	
31 Ferron Flavors Jr.	01:37	0-0	0-0	0-0	0 0 0	0 0	0	0	0	0	0	0	-1	
Team	28:63	8-19	18-24		4 1 5		0	0	0	0	0	0	5	
Totals					12 27 39	26 21	82	14	13	12	0	8	5	

Technical Fouls: NONE

Shooting By Period	1st FG%	2nd FG%	3rd FG%	4th FG%
1st FG%	12-27 44.4%			
2nd FG%	5-12 41.7%			
3rd FG%	8-8 100%			
4th FG%	11-25 44.0%			
1st FT%	7-13 53.8%			
2nd FT%	2-6 33.3%			
3rd FT%	7-13 53.8%			
4th FT%	5-11 45.5%			
1st 3PT%	1-1 100.0%			
2nd 3PT%	3-3 100%			
3rd 3PT%	28-63 44.4%			
4th 3PT%	8-19 42.1%			
5th 3PT%	18-24 75.0%			

Dead Ball Rebounds: 3, 0

Texas Tech - 77

Record: 9-3 (1-2)

NO. Name	Min	FG	3P	FT	Rebounds	Fouls	TP	AS	TO	ST	Blocks	BS	BA	+/
14 Marcus Santos-Silva	F 23:52	2-4	0-0	3-4	3 2 5	3 4	7	0	1	0	4	0	-8	
0 Mac McClung	G 36:40	7-15	3-7	4-7	0 3 3	5 4	21	0	3	0	0	0	3	
1 Terrence Shannon, Jr.	G 39:34	4-5	1-2	4-5	3 4 7	1 4	13	1	3	1	0	0	5	
2 Jamarius Burton	G 12:58	0-2	0-1	0-0	0 1 1	0 0	0	2	1	0	0	0	-10	
11 Kevin McCullar	G 33:02	2-11	0-1	5-7	2 2 4	4 4	9	2	1	2	1	0	1	
11 Kyler Edwards	35:59	5-11	4-9	4-6	0 7 7	3 4	18	3	4	0	0	0	-3	
5 Micah Peavy	08:55	0-3	0-0	0-0	1 0 1	1 0	0	0	1	0	0	0	-7	
25 Nimari Burnett	22:00	0-2	0-2	5-5	0 1 1	1 3	5	1	0	0	2	0	-9	
10 Tyreek Smith	07:46	2-2	0-0	0-1	0 3 3	1 4	0	0	0	0	1	0	4	
21 Avery Benson	04:14	0-0	0-0	0-0	0 2 2	2 2	0	1	0	0	0	0	-1	
Team					1 1 2		0	0	0	0	0	0	0	
Totals	22:55	8-22	25-35	10 26	36 21	26 77	10	14	3	8	0	5		

Technical Fouls: NONE

Shooting By Period	1st FG%	2nd FG%	3rd FG%	4th FG%
1st FG%	5-20 27.6%			
2nd FG%	5-14 35.7%			
3rd FG%	7-11 63.6%			
4th FG%	11-21 52.4%			
1st FT%	1-5 20.0%			
2nd FT%	17-19 89.5%			
3rd FT%	3-5 60.0%			
4th FT%	3-3 66.7%			
1st 3PT%	1-5 20%			
2nd 3PT%	22-55 40.0%			
3rd 3PT%	6-22 27.3%			
4th 3PT%	25-35 71.4%			

Dead Ball Rebounds: 6, 0

	OSU	TTU
Biggest lead	12 (1 st 12:12)	3 (2 nd 2:20)
Best Scoring Run	7 (1 st 12:12)	9 (2 nd 11:32)
Lead Changes	9	
Times Tied	4	
Time with Lead	35:36	06:53

Points from	OSU	TTU
Turnovers	17	13
Paint	32	22
Second Chance	9	3
Fast Breaks	4	0
Bench	16	27

Period by Period Scoring	1st	2nd	OT1	TOT
OSU	37	31	14	82
TTU	28	40	9	77

Game 10 • Jan. 4, 2021 • Gallagher-Iba Arena (Stillwater, Okla.) • Att: 3,350

14/16 WEST VIRGINIA
OKLAHOMA STATE87
84Official Basketball Box Score - Final
West Virginia at Oklahoma State
01/04/21 Gallagher-Iba Arena, Stillwater
2020-21 Cowboy BasketballGame Time: 8:00 PM
Game Duration: 2:10
Attendance: 3,350

Officials: John Higgins, Mike Roberts, Bret Smith

West Virginia - 87

Record: 9-3 (2-3)

NO. Name	Min	FG	3P	FT	Rebounds	Fouls	TP	AS	TO	ST	Blocks	BS	BA	+/
1 Derek Culver	F 36:24	10-19	0-0	2-6	7 12 19	1 5	22	0	2	0	2	0	9	
2 Jalen Bridges	F 11:57	1-5	1-2	2-2	2 1 3	4 1	5	0	0	0	0	1	-8	
11 Emmitt Matthews Jr.	F 24:44	3-9	0-2	0-0	1 0 1	2 0	6	1	1	2	1	0	2	
4 Miles McBride	G 29:52	6-14	3-5	6-6	2 2 4	2 7	21	5	3	1	0	1	5	
22 Sean McNeil	G 24:06	1-3	1-3	1-2	0 4 4	1 1	4	2	1	0	0	0	-7	
3 Gabe Osabuohien	12:14	0-0	0-0	0-0	0 1 1	4 0	0	0	2	1	0	0	-3	
12 Taz Sherman	27:27	6-16	3-9	5-7	2 2 4	4 0	20	1	0	1	0	1	4	
5 Jordan McCabe	07:56	0-1	0-1	0-0	0 0 0	1 1	0	2	1	0	0	0	1	
0 Kedrian Johnson	25:20	2-3	1-2	4-6	2 1 3	4 4	9	5	1	0	1	0	12	
Team					6 3 9		0	2	0	0	0	0	0	
Totals	29:70	9-24	20-29	22 26	48 19	23 87	16	13	5	4	3	3		

Technical Fouls: NONE

Shooting By Period	1st FG%	2nd FG%	3rd FG%	4th FG%
1st FG%	13-40 32.5%			
2nd FG%	4-14 28.6%			
3rd FG%	5-10 50%			
4th FG%	16-30 53.3%			
1st FT%	5-10 50.0%			
2nd FT%	15-19 78.9%			
3rd FT%	29-70 41.4%			
4th FT%	9-24 37.5%			
5th FT%	20-29 69.0%			

Dead Ball Rebounds: 4, 1

Oklahoma State - 84

Record: 7-3 (1-3)

NO. Name	Min	FG	3P	FT	Rebounds	Fouls	TP	AS	TO	ST	Blocks	BS	BA	+/
22 Kalib Boone	F 14:40	2-2	0-0	0-0	1 3 4	5 0	4	0	0	0	0	0	2	
0 Avery Anderson, III	G 22:26	0-4	0-2	4-6	1 3 4	4 3	4	2	1	1	2	0	6	
2 Cade Cunningham	G 31:41	10-16	3-8	2-2	3 6 9	5 2	25	3	5	2	1	0	3	
13 Isaac Likeleke	G 38:01	9-14	0-0	4-7	3 4 7	3 7	22	4	4	1	0	1	1	
14 Bryce Williams	G 34:22	4-12	1-5	2-3	2 3 5	2 3	11	3	1	0	1	0	-2	
5 Rondell Walker	29:22	3-9	2-6	4-6	0 2 2	0 3	12	0	0	1	0	0	-12	
20 Keylan Boone	14:13	2-6	0-3	0-1	4 1 5	3 1	4	4	0	1	0	1	12	
31 Ferron Flavors Jr.	05:30	0-1	0-1	0-0	0 0 0	0 0	0	0	0	0	0	0	-9	
25 Bernard Kouma	08:38	1-1	0-0	0-0	0 2 2	1 0	0	2	0	0	0	0	-10	
4 Donovan Williams	01:07	0-1	0-0	0-0	0 0 0	0 0	0	0	0	0	0	0	-6	
Team					1 0 1		0	1	0	0	0	0	0	
Totals	31:66	6-25	16-25	15 24	39 23	19 84	16	12	6	3	4	-3		

Technical Fouls: NONE

Shooting By Period	1st FG%	2nd FG%	3rd FG%	4th FG%
1st FG%	16-30 53.3%			
2nd FG%	3-11 27.3%			
3rd FG%	10-16 62.5%			
4th FG%	15-36 41.7%			
1st FT%	3-14 21.4%			
2nd FT%	9-24 37.5%			
3rd FT%	31-66 47.0%			
4th FT%	6-25 24.0%			
5th FT%	16-25 64.0%			

Dead Ball Rebounds: 2, 0

	WVU	OSU
Biggest lead	4 (2 nd 2:33)	19 (2 nd 11:15)
Best Scoring Run	11 (2 nd 8:50)	8 (2 nd 11:15)
Lead Changes	1	
Times Tied	1	
Time with Lead	03:02	36:39

Points from	WVU	OSU
Turnovers	13	18
Paint	36	48
Second Chance	26	15
Fast Breaks	21	14
Bench	29	18

Period by Period Scoring	1st	2nd	TOT
WVU	35	52	87
OSU	45	39	84

Game 11 • Jan. 9, 2021 • Bramlage Coliseum (Manhattan, Kan.) • Att: 965

OKLAHOMA STATE
KANSAS STATE70
54Official Basketball Box Score - Final
Oklahoma St. at Kansas St.
01/09/21 Bramlage Coliseum, Manhattan
2020-21 Men's BasketballGame Time: 5:00 PM
Game Duration: 1:54
Attendance: 965

Officials: Kipp Kissinger, Damon George, Kerby Stiton

Oklahoma St. - 70

Record: 8-3 (2-3)

NO. Name	Min	FG	3P	FT	Rebounds	Fouls	TP	AS	TO	ST	Blocks	BS	BA	+/
12 Matthew-Alexander Moncrieffe	F 19:48	2-3	0-0	2-5	3 5 8	3 5	6	0	2	0	0	0	3	
0 Avery Anderson, III	G 30:32	5-10	1-3	0-0	1 3 4	5 0	11	4	2	1	0	0	12	
2 Cade Cunningham	G 30:42	1-3	1-2	2-2	0 6 6	2 3	5	5	2	0	1	0	-2	
13 Isaac Likeleke	G 34:10	6-9	1-1	2-3	1 8 9	1 3	15	1	4	0	0	0	14	
14 Bryce Williams	G 06:13	0-1	0-1	0-0	0 0 0	1 0	0	0	0	0	0	0	8	
5 Rondell Walker	34:12	4-7	3-5	4-5	0 3 3	0 3	15	2	3	2	0	0	11	
20 Keylan Boone	19:56	1-3	0-2	0-0	1 2 3	1 1	2	1	1	1	1	3	14	
22 Kalib Boone	21:46	7-11	0-0	0-0	0 2 2	1 1	14	3	1	2	0	0	14	
25 Bernard Kouma	02:41	1-1	0-0	0-0	0 0 0	1 0	2	0	0	0	0	0	6	
Team					1 0 1		0	0	0	0	0	0	0	
Totals	27:48	6-14	10-15	7 29	36 15	16 70	16	15	6	4	0	16		

Technical Fouls: NONE

Shooting By Period	1st FG%	2nd FG%	3rd FG%	4th FG%
1st FG%	3-9 33.3%			
2nd FG%	6-9 75%			

BOX SCORES

Game 13 • Jan. 23, 2021 • Gallagher-Iba Arena (Stillwater, Okla.) • Att: 3,350

2/2 BAYLOR

81

OKLAHOMA STATE

66

Official Basketball Box Score - Final
Baylor at Oklahoma State
01/23/21 Gallagher-Iba Arena, Stillwater
2020-21 Cowboy BasketballGame Time: 1:00 PM
Game Duration: 1:58
Attendance: 3,350

Officials: Gary Maxwell, Kipp Kissinger, Chance Moore

Baylor - 81

Record: 14-9 (7-4)

NO.	Name	Min	FG	3P	FT	Rebounds	Fouls	TP	AS	TO	ST	Blocks	+/-
0	Flo Thamba	F 08:44	0-0	0-0	2-2	0 1 1	4 1 2	0	1	0	0	0	4
11	Mark Vital	F 27:27	8-9	0-0	3-6	3 2 5	3 5 19	1	0	2	2	1	17
12	Jared Butler	G 34:58	8-13	6-7	0-0	0 1 1	2 1 22	6	2	1	0	1	18
31	MacCio Teague	G 32:36	4-10	0-2	0-0	2 1 3	3 1 8	1	0	1	2	1	19
45	Davion Mitchell	G 36:34	3-9	1-5	1-2	1 2 3	1 3 8	9	1	1	1	3	12
23	Jonathan Tchamwa Tchatchoua	F 17:31	2-4	0-0	0-0	1 3 4	1 0 4	0	2	0	4	0	-6
10	Adam Flagler	24:55	3-8	2-3	2-2	0 3 3	3 1 10	2	0	3	0	0	15
24	Matthew Mayer	10:45	2-8	0-3	1-2	2 5 7	2 1 5	0	3	2	0	0	-3
4	LJ Cryer	06:30	1-4	1-4	0-0	0 0 0	0 0 3	0	0	0	0	0	-1
Team						4 3 7	0	0	1				
Totals			31:65	10-24	9-14	13 21 34	19 13 81	19	10	10	9	6	15

Technical Fouls: NONE

Shooting By Period		
1 st	FG%	13-31 41.9%
	3PT%	4-11 36.4%
	FT%	2-4 50%
2 nd	FG%	18-34 52.9%
	3PT%	6-13 46.2%
	FT%	7-10 70%
GM	FG%	31-65 47.7%
	3PT%	10-24 41.7%
	FT%	9-14 64.3%
Dead Ball Rebounds: 3, 0		

Oklahoma State - 66

Record: 9-4 (3-4)

NO. Name	Min	FG M-A	3P M-A	FT M-A	Rebounds OR DR TOT	Fouls PF FD	TP	AS	TO	ST	Blocks BS BA	+/-
12 Matthew-Alexander Moncrieffe	03:47	5-9	0-0	3-3	5 5 10	3 3 13	1	4	2	1 1 -3		
22 Kalib Boone	07:51	10-15	0-0	1-2	3 4 7	3 3 21	1	0	1	1 2 -11		
0 Avery Anderson, III	06:21	3-9	0-2	2-2	1 4 5	4 1 8	0	5	1	1 3 -7		
13 Isaac Likekele	03:57	1-8	0-0	7-12	2 4 6	0 9 9	7	2	0	0 2 -16		
14 Bryce Williams	06:00	3-11	3-7	2-2	0 1 1	1 1 11	3	4	2	3 1 -15		
25 Bernard Kouma	11:15	0-0	0-0	1-2	0 1 1	2 1 1	0	0	0	0 0 -6		
20 Keylan Boone	14:33	1-2	1-1	0-2	1 2 3	0 1 3	0	1	0	0 0 -8		
55 Dee Mitchell	07:16	0-0	0-0	0-0	0 1 1	0 0 0	0	0	0	0 0 -9		
Team					3 0 3	0	0	0	0			
Totals		23-54	4-10	16-25	15 22 37	13 19 66	12	16	6	6 9 -15		

Technical Fouls: NONE

Shooting By Period		
1 st	FG%	13-28 46.4%
	3PT%	2-5 40.0%
	FT%	8-12 66.7%
2 nd	FG%	10-26 38.5%
	3PT%	2-5 40.0%
	FT%	8-13 61.5%
GM	FG%	23-54 42.6%
	3PT%	4-10 40.0%
	FT%	16-25 64.0%
Dead Ball Rebounds: 4, 1		

	BAY	OSU
Biggest lead	18 (2 nd 4:04)	9 (1 st 2:22)
Best Scoring Run	15 (2 nd 6:49)	8 (1 st 2:22)
Lead Changes	8	
Times Tied	7	
Time with Lead	16:11	20:26

Points from	BAY	OSU
Turnovers	19	5
Paint	32	38
Second Chance	20	16
Fast Breaks	14	8
Bench	22	4

Period by Period Scoring			
	1st	2nd	TOT
BAY	32	49	81
OSU	36	30	66

Game 14 • Jan. 25, 2020 • Hilton Coliseum (Ames, Iowa) • Att: 1,019

OKLAHOMA STATE

81

IOWA STATE

60

Official Basketball Box Score - Final
Oklahoma State at Iowa State
01/25/21 James H. Hilton Coliseum, Ames, Iowa
Oklahoma State at Iowa StateGame Time: 8:01 PM
Game Duration: 1:54
Attendance: 1,019

Officials: Gerry Polard, Ray Natti, Chris Rastatter

Oklahoma State - 81

Record: 10-4 (4-4)

NO. Name	Min	FG M-A	3P M-A	FT M-A	Rebounds OR DR TOT	Fouls PF FD	TP	AS	TO	ST	Blocks BS BA	+/-
12 Matthew-Alexander Moncrieffe	03:03	11-17	0-0	0-2	6 6 12	2 2 22	2	4	1	1 2 21		
22 Kalib Boone	02:53	7-7	0-0	1-1	1 7 8	3 3 15	1	3	0	2 0 19		
0 Avery Anderson, III	02:58	5-10	1-3	0-0	1 2 3	1 1 11	5	5	1	0 0 16		
13 Isaac Likekele	02:05	3-6	0-0	1-1	1 8 9	1 4 7	4	2	1	0 1 23		
14 Bryce Williams	02:39	1-2	0-1	2-5	0 1 1	0 3 4	2	4	1	1 0 11		
25 Bernard Kouma	15:49	1-1	0-0	0-0	1 3 4	2 0 2	0	1	0	0 0 2		
5 Rondel Walker	01:07	7-12	4-8	2-5	0 3 3	2 3 20	1	1	3	0 0 21		
20 Keylan Boone	12:20	0-4	0-2	0-0	1 3 4	2 0 0	0	2	2	0 0 -2		
55 Dee Mitchell	09:06	0-0	0-0	0-0	0 1 1	1 0 0	0	0	2	1 0 0 -6		
Team					2 2 4	0	0	0				
Totals		35-59	5-14	6-14	13 36 49	14 16 81	15	24	8	4 3 21		

Technical Fouls: NONE

Shooting By Period			
1 st	FG%	18-34	52.9%
	3PT%	2-7	28.6%
	FT%	3-7	42.9%
2 nd	FG%	17-25	68.0%
	3PT%	3-7	42.9%
	FT%	3-7	42.9%
GM	FG%	35-59	59.3%
	3PT%	5-14	35.7%
	FT%	6-14	42.9%

Dead Ball Rebounds: 4, 0

Iowa State - 60

Record: 2-8 (0-6)

NO. Name	Min	FG M-A	3P M-A	FT M-A	Rebounds OR DR TOT	Fouls PF FD	TP	AS	TO	ST	Blocks BS BA	+/-
4 George Condit	06:11	3-7	0-0	0-0	1 2 3	4 0 6	0	2	0	0 1 4		
11 Tyler Harris	04:00	6-17	8-10	3-3	0 0 0	2 1 18	0	3	4	0 0 -21		
21 Jaden Walker	03:48	3-6	1-3	1-2	0 2 2	1 3 8	2	1	3	2 0 -14		
45 Rasir Bolton	03:11	6-13	1-3	6-7	1 3 4	2 6 19	2	2	3	0 2 -20		
55 Darlstone Dubar	03:02	1-10	1-4	2-4	2 2 4	3 2 5	1	1	0	1 1 -19		
11 Dudley Blackwell	19:47	1-4	1-1	1-2	0 2 2	3 2 4	0	0	0	0 0 -21		
2 Nate Jenkins	19:01	0-1	0-1	0-0	0 1 1	1 0 0	0	0	3	3 0 0 -14		
Team					0 3 3	0	0	0				
Totals		20-58	7-22	13-18	4 15 19	16 14 60	5	12	13	3 4 -21		

Technical Fouls: NONE

Shooting By Period		
1 st	FG%	11-30 36.7%
	3PT%	4-11 36.4%
	FT%	5-8 62.5%
2 nd	FG%	9-28 32.1%
	3PT%	3-11 27.3%
	FT%	8-10 80%
GM	FG%	20-58 34.5%
	3PT%	7-22 31.8%
	FT%	13-18 72.2%
Dead Ball Rebounds: 3, 0		

	OSU	ISU
Biggest lead	21 (2 nd 0:15)	11 (1 st 14:29)
Best Scoring Run	12 (1 st 6:28)	11 (1 st 14:29)
Lead Changes	1	
Times Tied	1	
Time with Lead	27:36	10:32

Points from	OSU	ISU
Turnovers	13	21
Paint	58	22
Second Chance	18	4
Fast Breaks	10	9
Bench	22	4

Period by Period Scoring			
	1st	2nd	TOT
OSU	41	40	81
ISU	31	29	60

Game 15 • Jan. 30, 2021 • Gallagher-Iba Arena (Stillwater, Okla.) • Att: -

ARKANSAS

-

OKLAHOMA STATE

-

Game 16 • Feb. 3, 2021 • Schollmaier Arena (Fort Worth, Texas) • Att: -

OKLAHOMA STATE

-

TCU

-

TV/RADIO ROSTER



**0 AVERY
ANDERSON III**

6-3 • 170 • So • G
Justin, Texas



**1 CHRIS
HARRIS JR.**

6-2 • 200 • So • G
Dallas, Texas



**2 CADE
CUNNINGHAM**

6-8 • 220 • Fr • G
Arlington, Texas



**4 DONOVAN
WILLIAMS**

6-5 • 200 • Fr • G
Lincoln, Neb.



**5 RONDEL
WALKER**

6-4 • 170 • Fr • G
Midwest City, Okla.



**12 MATTHEW-ALEXANDER
MONCRIEFFE**

6-7 • 215 • Fr • F
Mono, Ontario, Canada



**13 ISAAC
LIKEKELE**

6-5 • 215 • So • G
Arlington, Texas



**14 BRYCE
WILLIAMS**

6-2 • 180 • Sr • G
Tampa, Fla.



**15 CARSON
SAGER**

6-4 • 207 • Fr • G
Wichita Falls, Texas



**20 KEYLAN
BOONE**

6-8 • 200 • So • G/F
Tulsa, Okla.



**22 KALIB
BOONE**

6-9 • 210 • So • F
Tulsa, Okla.



**25 BERNARD
KOUMA**

6-10 • 240 • So • F
N'Djamena, Chad



**31 FERRON
FLAVORS JR.**

6-3 • 190 • Gr • G
Federal Way, Wash.



**35 WESTON
CHURCH**

6-1 • 180 • Fr • G
Fairview, Okla.



**42 MASON
ROBBINS**

6-9 • 220 • Fr • F
Edmond, Okla.



**55 DEE
MITCHELL**

6-2 • 190 • Jr • G
Jefferson, Texas