

2020-21 SCHEDULE / RESULTS

NOVEMBER 2-0

25 Wed	MISSISSIPPI VALLEY STATE	SECN Plus	W 142 62
	Fayetteville, Ark. • Bud Walton Arena/Nolan Richardson Court		
28 Sat	NORTH TEXAS	SECN Plus	W 69 54
	Fayetteville, Ark. • Bud Walton Arena/Nolan Richardson Court		

DECEMBER 7-0

2 Wed	UT Arlington	SEC Network	W 72 60
	Fayetteville, Ark. • Bud Walton Arena/Nolan Richardson Court		
5 Sat	LIPSCOMB	SECN Plus	W 86 50
	Fayetteville, Ark. • Bud Walton Arena/Nolan Richardson Court		
8 Tues	at Tulsa	ESPN+	Postponed
	Tulsa, Okla. • Donald W. Reynolds Center		
9 Wed	SOUTHERN	SECN Plus	W 79 44
	Fayetteville, Ark. • Bud Walton Arena/Nolan Richardson Court		
12 Sat	CENTRAL ARKANSAS	SECN Alt.	W 100 75
	Fayetteville, Ark. • Bud Walton Arena/Nolan Richardson Court		
20 Sun	ORAL ROBERTS	SEC Network	W 87 76
	Fayetteville, Ark. • Bud Walton Arena/Nolan Richardson Court		
22 Tues	ABILENE CHRISTIAN	SEC Network	W 85 72
	Fayetteville, Ark. • Bud Walton Arena/Nolan Richardson Court		
30 Wed	Auburn	ESPN2	W 97 85
	Auburn, Ala. • Auburn Arena		

JANUARY (All Times CT)

2 Sat	#12/12 MISSOURI *	CBS	L 68 81
	Fayetteville, Ark. • Bud Walton Arena/Nolan Richardson Court		
6 Sat	at #9/8 Tennessee *	ESPN2	6:00 pm
	Knoxville, Tenn. • Thompson-Boling Arena		
9 Sat	GEORGIA *	SEC Network	2:30 pm
	Fayetteville, Ark. • Bud Walton Arena/Nolan Richardson Court		
13 Wed	at LSU *	ESPN2	6:00 pm
	Baton Rouge, La. • Pete Maravich Assembly Center		
16 Sat	at Alabama *	SEC Network	2:30 pm
	Tuscaloosa, Ala. • Coleman Coliseum		
20 Wed	AUBURN *	SEC Network	8:00 pm
	Fayetteville, Ark. • Bud Walton Arena/Nolan Richardson Court		
23 Sat	at Vanderbilt *	SEC Network	Noon
	Nashville, Tenn. • Memorial Gymnasium		
27 Wed	OLE MISS *	SEC Network	7:30 pm
	Fayetteville, Ark. • Bud Walton Arena/Nolan Richardson Court		
30 Sat	at Oklahoma State	ESPN/2	3:00 pm
	Stillwater, Okla. • Gallagher-Iba Arena / Eddie Sutton Court		

FEBRUARY (All Times CT)

2 Tues	MISSISSIPPI STATE *	SEC Network	8:00 pm
	Fayetteville, Ark. • Bud Walton Arena/Nolan Richardson Court		
6 Sat	TEXAS A&M *	SEC Network	6:00 pm
	Fayetteville, Ark. • Bud Walton Arena/Nolan Richardson Court		
9 Tues	at Kentucky	ESPN/2	6:00 pm
	Lexington, Ky. • Rupp Arena		
13 Sat	at Missouri	ESPN/2/U	3:00 pm
	Columbia, Mo. • Mizzou Arena		
16 Tues	FLORIDA *	ESPN/2	6:00 pm
	Fayetteville, Ark. • Bud Walton Arena/Nolan Richardson Court		
20 Sat	at Texas A&M	SEC Network	7:30 pm
	Bryan-College Station, Texas • Reed Arena		
24 Wed	ALABAMA *	ESPN/2/U	8:00 pm
	Fayetteville, Ark. • Bud Walton Arena/Nolan Richardson Court		
27 Sat	LSU *	ESPN/2	1:00 pm
	Fayetteville, Ark. • Bud Walton Arena/Nolan Richardson Court		

MARCH (All Times CT)

2 Tues	at South Carolina *	SEC Network	5:30 pm
	Columbia, S.C. • Colonial Life Arena		
10-14	SEC CHAMPIONSHIP		TBA
	Nashville, Tenn. • Bridgestone Arena		

* - SEC Game || HOME GAMES IN CAPS

ARKANSAS RAZORBACKS

GAME 11: ARKANSAS AT #9/8 TENNESSEE

Jan. 6, 2021 • Wednesday • 6:00 pm (CT) • Knoxville, Tenn. • Thompson-Boling Arena (21,678/4,191)



ARV/ARV ARKANSAS RAZORBACKS

Eric Musselman (San Diego '87)

OVERALL 9-1 SEC 1-1

at UA: 28-13 (2nd) Collegiate: 138-47 (6th)



#9/8 TENNESSEE VOLUNTEERS

Rick Barnes (Lenoir-Rhyne, 1977)

OVERALL 7-1 SEC 1-1

at UT: 112-65 (6th) Overall: 716-379 (34th)



SEC NETWORK

Tom Hart (PxP)
Jimmy Dykes (Analyst)



RAZORBACK SPORTS NETWORK

Chuck Barrett (PxP)
Matt Zimmerman (Analyst)



SATELLITE RADIO

XM: 381 • Sirius: --
Online Channel: 971



LIVE STATS / WATCH SEC NETWORK ONLINE

www.Arkansas.StatBroadcast.com



Versus Tennessee

• This will be the 44th meeting between Arkansas and Tennessee with all but four coming since the Razorbacks joined the SEC for the 1991-92 season. The Volunteers own a slight 22-21 advantage in the series and are 13-4 versus the Razorbacks in Knoxville.

• Arkansas won the last meeting between the two school and has won seven of the last 10 versus Tennessee. However, the Vols did win three straight prior to the Razorbacks' win last February.

LAST YEAR VS TENNESSEE:

1st MEETING: at TENNESSEE Feb. 11, 2020

• Tennessee had five players score double-digits, including a game-high 20 points and eight assists from Santiago Vescovi, to lead the Volunteers to an 82-61 victory.

• Arkansas was playing its third game without Isaiah Joe. Jimmy Whitt Jr., led Arkansas with 19 points.

• Tennessee led by seven, 18-11, with eight minutes left in the first half. From that point, the Vols went on a 21-9 run to lead by 19 (39-20) with 1:33 left and never looked back.

2nd MEETING: in FAYETTEVILLE Feb. 26, 2020

• Mason Jones scored 37 points to lead Arkansas to an 86-69 victory over Tennessee.

• In addition to Jones, Arkansas was able to avenge its earlier loss to the Volunteers thanks to the efforts of Isaiah Joe, Ethan Henderson, Jimmy Whitt Jr., and Desi Sills.

• Joe, playing in his second game since having knee surgery on Feb. 4, scored 22 points, making 12-of-12 from the free throw line. Henderson had a career-high nine rebounds. Whitt scored six points, had six rebounds and dished out four assists. However, his biggest contribution came with a superb defensive effort. Sills came off the bench for the second straight game and pumped in 13 points.

Smith Out 3-to-6 Weeks

• Graduate senior forward Justin Smith will be out three-to-six weeks after having successful right ankle arthroscopic debridement surgery Friday (Jan. 1).

• Smith injured his ankle during the first half of Arkansas' SEC season-opening win at Auburn (Dec. 30). While he returned to the floor in the first half, he sat out the second half.



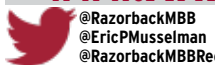
• Smith started each of the first nine games and he was averaging 11.6 points and 7.1 rebounds. Smith ranks second in the SEC in offensive rebounds (3.44).

• This will be the second year in a row Arkansas has traveled to Knoxville without a key starter. Last year, Arkansas was without current Philadelphia 76er Isaiah Joe, who missed five games due to a knee injury.

Hogs #24 in 1st NCAA NET

• The NCAA released its first NET ranking on Jan. 4 and the Razorbacks came in at #24. Arkansas' lone loss was to #10 Missouri and Tennessee has a NET of #3, Arkansas is 2-0 vs Quad 2 (ACU and at AUB) and 2-0 vs. Quad 3 (UNT and ORU).

www.ArkansasRazorbacks.com



Arkansas SID: Mike Cawood • tmcawood@uark.edu • 479-236-2090

SERIES INFO:

OVERALL	ARK Trails	21-22
Home	ARK Leads	11-4
Away	ARK Trails	4-13
Neutral	ARK Leads	6-5
SEC ONLY	ARK Trails	18-21

MOST RECENT RESULTS:

01/27/15	W	69-64	H
03/13/15	21/-	W	80-72 N (Nashville)
02/06/16	W	85-67	H
02/27/16	W	75-65	A
01/03/17	W	82-78	A
12/30/17	-19	W	95-93 (OT) H
03/10/1	-13	L	84-66 N (St. Louis)
01/15/19	-13	L	106-87 A
02/11/20	L	82-61	A
02/26/20	W	86-69	H

2020-21 STAT COMPARISON

88.5	Scoring Off.	77.6
65.9	Scoring Def.	55.0
+22.6	Scoring Margin	+22.6
.450	FG%	.455
.385	FG% Def.	.370
.337	3PT%	.353
9.6	3PT Made/Gm	6.0
.304	3PT% Def.	.297
.727	FT%	.747
+9.1	Reb. Margin	+10.0
15.6	Assists/Gm	15.1
1.38	A/TO Ratio	1.44
+3.9	TO Margin	+6.9
6.0	Blocks/Gm	5.2
9.0	Steals/Gm	8.0
16.6	Fouls/Gm	15.6



ARKANSAS BASKETBALL

1994 NATIONAL CHAMPION

1995 NATIONAL RUNNER-UP

3 NAISMITH HALL OF FAMERS

6 FINAL FOURS

10 ELITE EIGHTS

31 ALL-AMERICANS

33 NCAA BERTHS

39 NBA DRAFT PICKS

TV/RADIO ROSTER



0 • Justin SMITH
M.S. - Operations Management



1 • JD NOTAE
Recreation and Sport Management



2 • Vance JACKSON Jr.
M.Ed. - Adult & Lifelong Learning



3 • Desi SILLS
Recreation and Sport Management



4 • Davonte "Devo" DAVIS
Recreation and Sport Management



5 • Moses MOODY
Undecided



10 • Jaylin WILLIAMS
Recreation and Sport Management



11 • Jalen TATE
M.Ed. - Adult & Lifelong Learning



12 • Khalel "KK" ROBINSON
Recreation and Sport Management



13 • Emeka OBUKWELU
Biology/Pre-Med



14 • Brandon KIMBLE
M.S. - Operations Management



20 • Kamani JOHNSON
Communications



22 • Abayomi "Baybe" IYIOLA
Business Accounting



23 • Connor VANOVER
Communications



24 • Ethan HENDERSON
Recreation and Sport Management



33 • Bryson MOREHEAD
Engineering



ERIC MUSSELMAN
Head Coach



DAVID PATRICK
Associate Head Coach



CLAY MOSER
Assistant Coach



COREY WILLIAMS
Assistant Coach



ANTHONY RUTA
Dir-Operations



EARL BOYKINS
Dir.-S/A Develop.



HAYS MYERS
Special Asst. to HC



MICHAEL MUSSELMAN
Dir.-Recruiting



PATRICK ACKERMAN
Recruiting Coord.



RILEY HALL
Video Coord.

NUMERICAL ROSTER

No.	Name	Pos.	Yr.	Ht.	Wt.	Hometown	Previous School
0	Justin Smith	F	Gr.	6-7	230	Buffalo Grove, Ill.	Indiana
1	JD Notae	G	R-Jr.	6-1	195	Covington, Ga.	Jacksonville
2	Vance Jackson Jr.	F	Gr.Sr.	6-9	238	Pasadena, Calif.	New Mexico
3	Desi Sills	G	Jr.	6-2	200	Jonesboro, Ark.	Jonesboro HS
4	Davonte "Devo" Davis	G	Fr.	6-3	180	Jacksonville, Ark.	Jacksonville HS
5	Moses Moody	G	Fr.	6-6	205	Little Rock, Ark.	Montverde Acad.
10	Jaylin Williams	F	Fr.	6-10	245	Fort Smith, Ark.	Northside HS
11	Jalen Tate	G	Gr.Sr.	6-6	175	Pickerington, Ohio	Northern Ky.
12	Khalel "KK" Robinson	G	Fr.	6-0	175	Little Rock, Ark.	Oak Hill Acad.
13	Emeka Obukwelu	F	Sr.	6-8	235	Plano, Texas	UT Tyler
14	Brandon Kimble	F	Gr.Sr.	6-7	180	Indianola, Miss.	Miss. Valley St.
20	Kamani Johnson	F	Jr.	6-7	215	Brooklyn, N.Y.	Little Rock
22	Abayomi "Baybe" Iyiola	F	R-Jr.	6-9	230	Atlanta, Ga.	Stetson
23	Connor Vanover	F	R-So.	7-3	247	Little Rock, Ark.	California
24	Ethan Henderson	F	Jr.	6-8	210	Little Rock, Ark.	Parkview HS
33	Bryson Morehead	F	Fr.	6-8	160	Katy, Texas	Obra D. Tompkins HS

COACHES/STAFF

Head Coach: Eric Musselman (San Diego, 1987)
 Associate Head Coach: David Patrick (UL Lafayette, 2000)
 Assistant Coach: Clay Moser (Wisconsin-La Crosse, 1987)
 Assistant Coach: Corey Williams (Oklahoma State, 2002)
 Director of Operations: Anthony Ruta (Arizona State, 2012)
 Special Assistant to Head Coach: Hays Myers (LSU, 2016)
 Director of Student-Athlete Development: Earl Boykins (Eastern Michigan, 1998)
 Video Coordinator: Riley Hall (Arkansas, 2016)
 Director of Recruiting: Michael Musselman (San Diego, 2018)
 Recruiting Coordinator: Patrick Ackerman (Detroit Mercy, 2016)
 Head Strength Coach: Dave Richardson (Louisiana-Monroe, 1989)
 Graduate Assistants:
 Tyson Batiste (Central Connecticut State, 2019) • Jeremiah Bonsu (Dayton, 2017) • Caleb Cline (South Dakota, 2020) • Alex Dellelt (Arkansas, 2018) • Colin Donnelly (Michigan State, 2019) • Raheem Martin (Greensboro College, 2016) • Elijah Roth (Arizona, 2020)

Student Assistant: Khalil Garland

PRONUNCIATION

#1 JD Notae No-Tay
 #3 Desi Sills DEZ-ee
 #12 Khalel Robinson Kay-lin
 #13 Emeka Obukwelu Eh-MEH-kuh Oh-Boo-Quay-Lu
 #22 Abayomi Iyiola ah-Bah-YUM-ee EE-EE-oh-la
 ^ goes by "Baybe" Bay-Bey
 Anthony Ruta R00-tuh

ROSTER BY STATE

ARKANSAS (7)	Jacksonville
Davonte Davis	Little Rock
Ethan Henderson	Little Rock
Moses Moody	Little Rock
Khalel Robinson	Jonesboro
Desi Sills	Little Rock
Connor Vanover	Fort Smith
Jaylin Williams	
CALIFORNIA (1)	Pasadena
Vance Jackson Jr.	
GEORGIA (2)	Atlanta
Abayomi Iyiola	Covington
JD Notae	
ILLINOIS (1)	Buffalo Grove
Justin Smith	
MISSISSIPPI (1)	Indianola
Brandon Kimble	
NEW YORK (1)	Brooklyn
Kamani Johnson	
TEXAS (2)	Plano
Emeka Obukwelu	Katy
Bryson Morehead	
OHIO (1)	Pickerington
Jalen Tate	

ROSTER BY CLASS

GRADUATE SENIOR (4)	SOPHOMORE (1)
Vance Jackson Jr.	Connor Vanover (Redshirt)
Brandon Kimble	
Justin Smith	
Jalen Tate	
SENIOR (1)	
Emeka Obukwelu	
JUNIOR (4)	
Abayomi Iyiola (Redshirt)	
Ethan Henderson	
Kamani Johnson	
JD Notae (Redshirt)	
Desi Sills	

ABOUT ARKANSAS

Location.....	Fayetteville, Ark.
Enrollment.....	27,559
Founded.....	1871
Colors.....	Cardinal (PMS 201) and White
Nickname.....	Razorbacks
Conference.....	Southeastern (SEC)
System Pres.....	Dr. Donald R. Bobbitt (Arkansas, 1980)
Chancellor.....	Dr. Joseph E. Steinmetz (C. Michigan, 1977)
Vice Chancellor / AD.....	Hunter Yurachek (Guilford, 1990)
Faculty Representative.....	Gerald Jordan (Arkansas, 1970)
Arena (Capacity).....	Bud Walton Arena (19,200)

HISTORY

First Year of Basketball.....	1923-24
Seasons.....	98th
Overall Conference Championships.....	24 (2 SEC, 22 SWC)
NCAA Tournament Record / App.....	42-32 (.568) / 33
NIT Record / App.....	6-5 / 4
SEC Tournament Record.....	28-27

MUSSELMAN COACHING HISTORY

COLLEGIATE	6th Season	138-46	(7-4 Postseason)
Nevada	4 years	110-34	7-4 Postseason
Arkansas	2nd year	28-13	--
PROFESSIONAL	14 Seasons	503-291	(50-39 Postseason *)
CBA	7 years	270-122	(39-34 Postseason*)
Rapid City	5 years	191-89	(27-25 Postseason *)
Florida	2 years	79-33	(12-9 Postseason *)
USBL	2 years	53-3	(4-0 Postseason *)
Florida	2 years	53-3	(4-0 Postseason *)
NBA	3 years	108-138	--
Golden State	2 years	75-89	--
Sacramento	1 year	33-49	--
D-League	2 years	72-28	(7-5 Postseason *)
Reno	1 year	34-16	(2-3 Postseason *)
Los Angeles	1 year	28-12	(5-2 Postseason *)
INTERNATIONAL	3 Years	24-14	--
Dominican	1 years	5-1	--
Venezuelan	2 years	19-13	--

-- Note, professional basketball does not include playoff results in W-L record

* - Musselman's pro record including playoffs is 553-330

MISCELLANEOUS MEASURABLES

(AS OF JUNE 2020)

NAME	WINGSPAN	REACH	MAX VERT
Devo Davis	6' 7.5"	8' 5"	34"
Ethan Henderson	6' 11.5"	8' 8"	44"
Abayomi Iyiola	6' 11.5"	8' 10.5"	28.5"
Vance Jackson	6' 11"	8' 9"	29.5"
Moses Moody	7' 1"	8' 8.5"	30"
JD Notae	6' 6"	8' 2"	39"
KK Robinson	6' 6"	8' 0"	37"
Desi Sills	6-6.5"	8' 1.5"	37.5"
Justin Smith	6' 8.5"	8' 6"	44"
Jalen Tate	6' 6"	8' 6.5"	35"
Connor Vanover	7' 5"	9' 8"	25.5"
Jaylin Williams	7' 1.5"	8' 11"	32"

Rare Air

• **Moses Moody** is 1 of 3 players in the SEC to average at least 16.0 points and 6.0 rebounds

MOODY IS THE ONLY GUARD AND THE ONLY FRESHMAN.

^ Moses Moody (ARK)	6-6, G, Fr.	16.9 ppg	6.1 rpg
^ Trendon Watford (LSU)	6-9, F, So.	17.4 ppg	6.7 rpg
^ Emanuel Miller (A&M)	6-7, F, So.	17.1 ppg	8.6 rpg

IT DOESN'T STOP THERE....

• Moody is **THE ONLY PLAYER** in the SEC top 10 in scoring, FG%, FT%, 3-pointers made and rank among the top 20 in rebounds. Moody also ranks among in th SEC top 10 in offensive rebounds.

^ Scoring	16.9 ppg	6th in the SEC	ALSO...	2nd in SEC in Free Throws Made	46
^ Field Goal Pct	.464	7th in the SEC		2nd in SEC in total Minutes	311:39
^ Free Throw Pct	.780	10th in the SEC		3rd in SEC in total FG Made	51
^ 3-Pointers Made	2.1/gm	10th in the SEC		4th in SEC in total 3's Made	21
^ Rebounding	6.1 rpg	18th in the SEC		6th in SEC in total Steals	14
^ Offensive Rebs	2.5/gm	9th in the SEC		9th in SEC in 3PT Att.	50

Moses Delivers and in Command of the Arc

• Razorback freshman Moses Moody leads the team scoring (16.9 ppg) and shooting 42.0% from 3-point range.

• Only five freshmen have led UA in points per game during a season (HogStats.com):

^ George Kok (18.7 in 1944-45)	^ Scotty Thurman (17.4 1992-93)	^ Joe Johnson (16.0 1999-00)
^ Jonathon Modica (11.5 in 2002-03)	^ Patrick Beverley (13.9 2006-07)	

• Moody is the only Razorback to score in double figures in all 10 games. Most consecutive games scoring in double figures to begin an Arkansas career, beginning with the 1974-75 season, include (HogStats.com):

13 - Isaiah Joe in 2018-19

13 - Jesse Pate in 1995-96

10 - **Moses Moody in 2020-21 (AND)** 10 - Dusty Hannahs in 2015-16

Wins in the Loss ... Losses in the Loss

• They say stats never lie. Well, they don't tell the whole story either.

WINS IN THE LOSS

- Arkansas took care of the ball.
 - Arkansas forced 21 turnovers and only committed nine.
 - Arkansas lost for the first time when forcing 15+ turnovers (4-1)
 - Arkansas lost for the first time when committing less than 15 turnovers (7-1).
 - Arkansas had 13 steals and Missouri just three.
 - It was the second straight game Arkansas had 13 steals and is the third-best total under Musselman.
- Arkansas won four of the five specialty stats.
 - Arkansas scored 15 points off turnovers ... Missouri just 9.
 - Arkansas had 11 second chance points ... Missouri just 9.
 - Arkansas scored 13 fastbreak points ... Missouri just 9.
 - Arkansas' bench out-scored Missouri's 28-10.
 - Musselman teams are now 66-3 when out-scoring opponents' bench ... 13-2 at Arkansas
- While Arkansas was out-rebounded 51-36, it did grab 16 offensive rebounds.
 - Arkansas lost for the first time this year when grabbing 10+ offensive rebounds (8-1)

LOSSES IN THE LOSS

- Arkansas shot 28.6 percent from the field (19-of-71) which was the lowest by the Razorbacks since shooting 27.9 percent (17-of-71) versus South Carolina on Feb. 3, 2015.
- Arkansas was 12-of-43 from 2-point range, including a 11-of-38 (28.9%) in the paint and just 3-of-23 (13%) on layups.
- Desi Sills, Connor Vanover and Moses Moody were a combined 1-of-29 from 2-point range, including 12 missed layups.
- Arkansas was dominated on the glass, 51-36.
 - The 5 boards by the Tigers were the third most by an Arkansas opponent under Musselman and the most by an opponent since Missouri had 52 last season in Columbia (Feb. 8, 2020).
- Arkansas' 19 field goals made and seven assist were the second-lowest by the Hogs under Musselman.

Double-Doubles

• Moses Moody recorded his first career double-double in the loss versus Missouri, scoring 18 points and grabbing a career-high 10 rebounds.

• Moody is the fourth Razorback with a double-double this season and **ARKANSAS IS THE ONLY TEAM IN THE SEC WITH FOUR PLAYERS WITH AT LEAST ONE DOUBLE-DOUBLE THIS SEASON.** Georgia and Auburn each have three players.

^ Moses Moody	vs. Missouri	18 pts	10 rebs (career high)
^ Desi Sills	vs. Oral Roberts	16 pts	10 rebs (career high)
^ Justin Smith	vs. Oral Roberts	22 pts	17 rebs (career high)
^ Jalen Tate	vs. Central Arkansas	17 pts	11 assists (career high)

Double Digit Wins

- Arkansas won each of its nine games of 2020-21 by double digits – and 10 straight dating back to an 86-73 victory over Vanderbilt in the SEC Tournament.
- Arkansas was the first SEC team in six years to open the season with nine straight wins and all by double figures.
- While Arkansas did win 10 straight overall, it fell one game shy of tying a program record for consecutive wins by double-digits in the same season. The Hogs won 10 straight by double-digits in 1990-91 (from Dec. 29 to Jan. 23) during a 20-game overall win streak that season

2020-21 MISCELLANEOUS STATS

DOUBLE-FIGURE SCORING GAMES

Player	16-17	17-18	18-19	19-20	20-21	Career
Davis	NA	NA	NA	1	1	1
Henderson	NA	NA	-	1	--	1
Iyiola	NA	18	15	NA	--	33
Jackson	14	NA	23	14	2	53
Moody	NA	NA	NA	NA	10	10
Notae	NA	23	24	NA	9	56
Robinson	NA	NA	NA	NA	1	1
Sills	NA	NA	5	17	7	29
Smith	NA	8	13	14	6	41
Tate	2*	3	25	16	5	51
Vanover	NA	NA	9	NA	3	12
Williams	NA	NA	NA	NA	--	--

20+ POINT SCORING GAMES

Player	16-17	17-18	18-19	19-20	20-21	Career
Iyiola	NA	1	2	MA	--	3
Jackson	0	NA	4	4	--	8
Moody	NA	NA	NA	NA	2	2
Notae	NA	7	8	NA	2	17
Sills	NA	NA	0	3	1	4
Smith	NA	1	1	2	1	5
Tate	0*	0	2	4	--	6
Vanover	NA	NA	1	NA	1	2

30+/40+ POINT SCORING GAMES

Player	16-17	17-18	18-19	19-20	20-21	Career
Jackson	0/0	NA	1/0	0/0	--	1/0
Notae	NA	1/0	0/1	NA	--	1/1
Tate	0*	0	1/0	1/0	--	2/0

3+ THREE-POINTERS IN A GAME

Player	16-17	17-18	18-19	19-20	20-21	Career
Jackson	6	NA	10	9	1	26
Moody	NA	NA	NA	NA	3	3
Notae	NA	7	11	NA	2	20
Robinson	NA	NA	NA	NA	1	1
Sills	NA	NA	4	7	2	13
Smith	NA	0	1	0	--	1
Tate	0*	0	1	0	1	2
Vanover	NA	NA	1	NA	1	2

5+ THREE-POINTERS IN A GAME

Player	16-17	17-18	18-19	19-20	20-21	Career
Notae	NA	2	4	NA	--	6
Jackson	1	NA	0	2	--	3
Sills	NA	NA	0	1	--	1
Vanover	NA	NA	1	NA	--	1

DOUBLE FIGURE REBOUNDING GAMES

Player	16-17	17-18	18-19	19-20	20-21	Career
Iyiola	NA	4	10	NA	--	14
Jackson	0	NA	5	3	--	8
Notae	NA	2	3	NA	--	5
Moody	NA	NA	NA	NA	1	1
Sills	NA	NA	0	0	1	1
Smith	NA	1	2	1	2	6
Tate	0*	0	1	1	--	2
Vanover	NA	NA	0	NA	2	2
Williams	NA	NA	NA	NA	1	1

DOUBLE FIGURE ASSISTS GAMES

Player	16-17	17-18	18-19	19-20	20-21	Career
Notae	NA	0	1	NA	--	1
Tate	0*	0	1	0	1	2

DOUBLE-DOUBLES

Player	16-17	17-18	18-19	19-20	20-21	Career
Iyiola	NA	4	8	NA	--	12
Jackson	0	NA	5	3	--	8
Notae	NA	2	3	NA	--	5
Moody	NA	NA	NA	NA	1	1
Sills	NA	NA	0	0	1	1
Smith	NA	1	2	1	--	4
Tate	0*	0	1	1	1	3

TRIPLE-DOUBLES

Player	16-17	17-18	18-19	19-20	20-21	Career
Notae	NA	0	1	NA	--	1

5+ ASSIST GAMES

Player	16-17	17-18	18-19	19-20	20-21	Career
Jackson	1	NA	5	0	--	6
Notae	NA	2	9	NA	2	13
Sills	NA	NA	4	0	1	5
Tate	0*	4	11	7	2	23

3+ STEALS IN A GAME

Player	16-17	17-18	18-19	19-20	20-21	Career
Davis	NA	NA	NA	NA	1	1
Iyiola	NA	0	2	NA	--	2
Moody	NA	NA	NA	NA	2	2
Notae	NA	11	8	NA	2	21
Sills	NA	NA	1	1	4	6
Smith	NA	0	1	5	2	8
Tate	0*	6	1	4	--	11
Vanover	NA	NA	0	NA	1	1

3+ BLOCKS IN A GAME

Player	16-17	17-18	18-19	19-20	20-21	Career
Iyiola	NA	2	5	NA	--	7
Notae	NA	1	2	NA	1	4
Smith	NA	0	2	0	--	2
Tate	0*	2	1	0	--	3
Vanover	NA	NA	5	NA	4	9



- A group of Razorback student-athlete leaders launched an initiative in September to foster and work toward equality for all members of the Razorback family. The program and its mission were developed out of ongoing discussions by various student-athletes on a number of important topics impacting society.
- The initiative is committed to helping ensure that every individual, regardless of race, gender, religious beliefs or sexual orientation has an equal opportunity to make the most of their lives and talents.**
- The initiative was brought forward by the Razorback Athletics African-American Student-Athlete Leadership Council – **including freshman guard MOSES MOODY** – as part of continuing diversity and inclusion efforts as part of the department's **Hogs UNITED** program.

Making Runs

- Arkansas had at least one run in double digits in each of the first nine game this season. The streak ended when Arkansas just only muster an 8-0 run versus Missouri.
- Opponents' best run this season is 9-0 on two occasions and despite winning, Missouri's best run was just 6-0.
- Below is a breakdown of Arkansas' best runs this season.
- Mississippi Valley St 1st Half **28-0 run (held MVSU scoreless for 7:25)**
2nd Half Delta Devils were **scoreless for the first 2:57** of the second half
- North Texas 1st Half Broke 19-19 tie with a **10-0 run**
2nd Half **Held the Mean Green scoreless the first 4:55**
- UT Arlington 1st Half Up 6 with 4:09 left, **used a 9-2 run** to lead by double-digits the rest of the way
2nd Half Used a **13-0 run (holding UTA scoreless for 4:38)** to lead by 21 with 13:05 left
- Lipscomb 1st Half **Opened with an 8-0 run** and ultimately raced out to a 20-2 lead
^ Also, held Lipscomb without a field goal (and just one FT) over 5:30 to go up 35-14
2nd Half **Opened with an 10-0 run over the first 3:09** to lead 56-24
- Southern 1st Half Used a **17-0 run, holding the Jaguars scoreless for 6:30** to take a 40-13 lead
2nd Half Closed the game with **10-0 run over the final 3:37**
- Central Arkansas 1st Half **Down 10, Arkansas used a 26-6 run over 3:26 (with runs of 12-0 and 10-0 during span)** to go up 10
2nd Half **Up 6 w/ 9:35 left, went on 21-4 run** to go up 23, Overall, ended the game on a 34-15 run
- Oral Roberts 2nd Half Down 12 to start the 2nd half, **went on 19-6 run (including a 10-0 run)** to go up 1
With game tied at 62-62 with 7:44 left, went on a **6-0 run** and led the rest of the way
- Abilene Christian 1st Half Down 1 to start the game, **used an 11-0 run to go up 11-1 and never looked back**
- at Auburn 2nd Half With the game tied at 74 with 7:30 left, **used a 10-0 run** and Auburn never got closer than five

Balancing Act

- Arkansas has four players averaging double digits – Moses Moody (16.9), JD Notae (15.4), Desi Sills (13.3), Justin Smith (11.6) and two more averaging at least 9.0 – Jalen Tate (9.9) while Connor Vanover sits at 9.0.
- Arkansas has had at least three players score double digits in all nine games this season.
- IN 10 GAMES, ARKANSAS HAS HAD A SIX DIFFERENT PLAYERS LEAD THE TEAM IN SCORING.**
- ^ Moses Moody, Justin Smith and JD Notae are the only Razorbacks to lead the team in scoring twice this season.

GAME	LEADING SCORER	RAZORBACKS IN DOUBLE FIGURES
^ Mississippi Valley	Connor Vanover (23)	8 (Vanover, Sills, Moody, Robinson, Jackson, Notae, Smith, Tate)
^ North Texas	Justin Smith (18)	4 (Smith, Notae, Sills, Moody)
^ UT Arlington	Moses Moody (24)	4 (Moody, Tate, Vanover, Smith)
^ Lipscomb	Moses Moody (18)	3 (Moody, Notae, Jackson)
^ Southern	Davonte Davis (14)	6 (Davis, Tate, Moody, Notae, Sills, Smith)
^ Central Arkansas	JD Notae (22)	5 (Notae, Sills, Tate, Moody, Smith)
^ Oral Roberts	Justin Smith (22)	4 (Smith, Moody, Sills, Notae)
^ Abilene Christian	Moses Moody (21)	3 (Moody, Notae, Sills)
^ at Auburn	Desi Sills (23)	5 (Sills, Notae, Vanover, Moody, Tate)
^ Missouri	JD Notae (18)	2 (Notae, Moody)

Share the Wealth

- Arkansas had a season-ow seven assists versus Missouri, but it ranks second the SEC in assists per game (15.6). Much like its scoring, Arkansas has numerous players contribute.
- Jalen Tate leads the team at 4.2 assists per game to rank fifth in the SEC.
- Five different players – Tate, Notae, Sills, Vanover and Robinson – have led Arkansas in assists in a game this year.
- Four Razorback starters have at least 17 assists this season and two reserves have 10 each.

Another Tough Non-Con

- Arkansas once again is playing a challenging non-conference schedule
- North Texas C-USA Preseason #2 2019-20 C-USA Regular-Season Champion
- Lipscomb A-Sun Preseason #1 2019-20 A-Sun Regular-Season Champion
- Southern SWAC Preseason #2 2019-20 SWAC Regular-Season Runner-Up
- Oral Roberts Summit Preseason #2
- Abilene Christian Southland Preseason #2 2019-20 Southland Regular-Season Runner-Up

LAST YEAR...

- Arkansas was 1-of-4 SEC teams and 1-of-10 teams nationally who have played two or fewer games against teams ranked above 200 in the NET.

Effort. Energy. Enthusiasm.

- Arkansas' schedule was 40th on the NCAA Toughest Schedule Report – as opponents' winning percentage was .589 (617-431).
- Here is a quick recap of Arkansas' 2019-20 non-conference season:
 - The NCAA NET had Arkansas' non-conference Strength of Schedule at 12th - 2nd-best in the SEC (LSU is 8).**
 - The NCAA NET had Arkansas' overall Strength of Schedule at 25th.**
 - WarrenNolan.com had Arkansas' non-conference RPI as 4th and non-conference SOS is 11th.**

Impressive Rebound ... Of 350 NCAA DI Schools

	LAST YEAR IN NCAA / SEC		THIS YEAR IN NCAA / SEC
Arkansas was	342nd in rebound margin / 14th SEC	-6.8	25th in rebound margin / 4th SEC +9.1
	332nd in rebounds per game / 14th SEC	31.53	6th in rebounds per game / 1st SEC 44.30
	325th in offensive rebounds / 14th SEC	7.5	12th in offensive rebounds / 1st SEC 14.60
	288th in defensive rebounds / 12th SEC	24.03	29th in defensive rebounds / 1st SEC 29.70

Arkansas' 10 games this year have produced 6 of the top 8 rebounding efforts in the Musselman era
17. 58 vs MVSU **AND** vs ORU - **3.** 54 vs Lipscomb - **4.** 46 vs Southern - **6.** 43 vs UTA - **8.** 40 vs North Texas

Arkansas' 1- games this year have produced 8 of the top 9 offensive rebounding efforts in Musselman era
1. 24 vs ORU - **2.** 20 vs MVSU - **3.** 17 vs UTA - **4.** 16 vs MIZ - **6.** 14 vs ACU - **7.** 13 at AUB - **7.** 13 vs SOU - **8.** 12 vs UNT

Arkansas' eight games this year have produced 3 of the top 5 defensive rebounding efforts in Musselman era
1. 44 vs Lipscomb - **2.** 38 vs MVSU - **5.** 34 vs ORU - **6.** 33 vs Southern

OTHER REBOUND NOTES

- Arkansas had 58 rebounds versus both Oral Roberts and Mississippi Valley – the most by Arkansas under Musselman and 3rd-most by a Musselman-coached college team.
- Arkansas had 44 defensive rebounds versus Lipscomb - **THE MOST by a Musselman-coached college team**
- Arkansas' 24 offensive rebounds versus Oral Roberts are the most by Arkansas under Musselman and the second-most by a Musselman-coached college team.

ONE NEGATIVE

- The only time this season Arkansas was out-rebounded was by Central Arkansas, 37-35.
 ^ It also marked the first time Arkansas did not grab at least 10 offensive rebounds. **HOWEVER**, fewer rebounds were available as Arkansas did shoot .526 from the field (40-76) – its second-best shooting percentage of the year.

More Offensive Rebounds

- Arkansas has pulled down double-digit rebounds in nine of 10 games this season.
 ^ The only game it didn't, Arkansas had just seven but Arkansas shot 53.6% from the field that game.
- Arkansas only had double-digit, offensive rebounds eight times all of last season.
- Justin Smith ranks 33rd in the NCAA / 2nd in the SEC in offensive rebounds (3.44) while Moses Moody ranks ninth in the SEC in offensive rebounds (2.5).

Block Party: NCAA Leader in Total; 4th in Average

- Arkansas **LEADS THE NCAA** in total blocked shots (60) and ranks fourth in the nation in blocks per game (6.0).
- Connor Vanover ranks 27th in the NCAA / 2nd in the SEC in blocks per game (2.30) and 16th nationally / 1st SEC in total blocked shots (23).
- Four Razorbacks have contributed at least six blocked shots – Moody (7) • Notae (6) • Smith (6) • Williams (6)

Freebies

- Arkansas was just 8-of-17 (47.1%) from the free throw line versus Southern.
- Since then, the Hogs are shooting 74.8% (98-of-131) from the line over the last five games, making at least 23 from the charity stripe in each of the last three games (24 vs Abilene Christian & Auburn and 23 versus Missouri).
- Connor Vanover is a perfect 16-of-16 at the free throw line this season, making all 6 at Auburn and all 4 vs Missouri.**
- Moses Moody missed his second free throw versus Missouri to snap a streak of 12 straight makes.** Earlier this season, he had a streak of 15 consecutive makes at the line.
 ^ He is 46-of-59 (78.0%) for the season and – despite having zero free throw attempts in back-to-back games (Southern and UCA) – **Moody ranks second in the SEC in FT makes and first in attempts.**
 ^ Through 10 games last season, Mason Jones had attempted 62 free throws and he would end up leading the NCAA in both free throws made and attempted.
- Arkansas ranks 14th in the NCAA / 1st SEC in free throws made (173) and 16th / 1st in attempts (238).**
 ^ Eric Musselman's Nevada squad led the NCAA in free throws made in 2016.
 ^ In five years as a college coach, Musselman's teams ranked 1st (3x) or 2nd (2x) five times in the league in free throws made.


Smith Next for 1,000

- Although Arkansas' roster has a lot of new faces, the roster brings a lot of experience to the 2020-21 season.
- Vance Jackson Jr., drained four 3-pointers during a 28-0 run in the first half of the season opener. With is fourth triple, Jackson eclipsed the 1,000-point plateau. He also grabbed his 500th career rebound in the game.
- Jalen Tate scored his 1,000th career point versus Central Arkansas and dished out his 300th career assist versus Lipscomb. He needs 17 rebounds for 400 rebounds.
- JD Notae scored his 1,000th career point in just his 66th career game.
- Up next is Justin Smith. The graduate transfer only needs 75 points for 1,000 and 17 rebounds for 500.

PLAYER	CAREER PTS	TO REACH
VANCE JACKSON JR	1,034	Scored 1,000th career pt vs MVSU
JALEN TATE	1,049	Scored 1,000th career pt vs UCA
JD NOTAE	1,083	Scored 1,000th career pt vs UCA
JUSTIN SMITH	925	79 pts to 1,000



**NEEDS
18
REBOUNDS
FOR 400**



**NEEDS
75 PTS FOR
1,000 & 17
REBS FOR
500**

2020-21 MISCELLANEOUS STATS

RECORD BREAKDOWN

At Home	8-1
On The Road	1-0
Neutral	0-0
White Uniforms	4-0
White '94 Throwback Uniforms	4-1
White "Hog" Uniforms	0-0
Cardinal Uniforms	1-0
Anthracite Uniforms	0-0

GENERAL

When Arkansas controls the tip	7-0
When opponent controls the tip	2-1
When Arkansas scores first	7-0
When opponent scores first	2-1

LEADS AND DEFICITS

Leading at the half	8-0
home: 7-0 road: 1-0 neutral: 0-0	
Tied at the half	0-0
home: 0-0 road: 0-0 neutral: 0-0	
Trailing at the half	1-1
home: 1-1 road: 0-0 neutral: 0-0	
Games decided by 5 points or fewer	0-0
Games decided by 10 points or fewer	0-0
With 5:00 left Leading: 8-0 Trailing: 0-1 Tied: 0-0	
With 2:00 left Leading: 8-0 Trailing: 0-1 Tied: 0-0	
Overtime games	0-0

OFFENSE

Scoring less than 70 points	1-1
Scoring 70-79 points	2-0
Scoring 80-89 points	3-0
Scoring 90-99 points	1-0
Scoring 100+ points	2-0
1 or 2 Players in Double Figures	0-1
3 Players in Double Figures	2-0
4 Players in Double Figures	3-0
5-7 Players in Double Figures	3-0
8 Players in Double Figures	1-0
1 Player Scores 20+ Points	5-0
2+ Players Score 20+ Points	1-0
When shooting at least 50 percent FG	3-0
When shooting at least 33 percent 3FG	5-0

REBOUNDING/TURNOVERS

When out-rebounding opponent	7-0
When out-rebounded	1-1
When rebounds are even	1-0
When grabbing 10+ offensive reb	8-1
When forcing 15+ turnovers	4-1
When committing less than 15 turnovers	7-1

BY MONTH

In November	2-0
In December	7-0
In January	0-1
In February	0-0
In March	0-0

LED HIS TEAM IN SCORING

Player	16-17	17-18	18-19	19-20	20-21	Career
Davis	NA	NA	NA	NA	1	1
Iyiola	NA	3	7	NA	--	10
Jackson	2	NA	7	4	--	13
Moody	NA	NA	NA	NA	3	3
Notae	NA	15	16	NA	2	33
Tate	0	0	7	5	--	12
Sills	NA	NA	1	1	1	3
Smith	NA	1	1	3	2	7
Vanover	NA	NA	1	NA	1	2

LED HIS TEAM IN REBOUNDING (includes ties)

Player	16-17	17-18	18-19	19-20	20-21	Career
Henderson	NA	NA	0	2	--	2
Iyiola	NA	16	22	NA	--	38
Jackson	1	NA	13	7	--	2
Kimble	NA	NA	NA	8	--	8
Moody	NA	NA	NA	NA	3	3
Notae	NA	3	13	NA	--	17
Sills	NA	NA	0	2	1	3
Smith	NA	1	5	3	3	12
Tate	0	0	2	4	--	6
Vanover	NA	NA	3	NA	4	7
Williams	NA	NA	NA	NA	1	1



NATION'S #5 RECRUITING CLASS

Moses Moody • KK Robinson • Jaylin Williams • Devo Davis

#5 Recruiting Class; 3 Top Grad Transfers

- Arkansas' 2020 recruiting class was a consensus top 10 haul. The group included four, four-stars and all are Arkansas natives.
- The ranking did not include three of the top 20 graduate transfers and two players among the nation's top 50 sit-out transfers.

THE FOLLOWING IS A BREAKDOWN:

• 2020 RECRUITING CLASS

- 5th ESPN	8th 247Sports		11th Rivals		
• Recruits	ESPN	247 Comp	247	Rivals	
Moses Moody	★★★★	45th	45th	40th	56th
POSITION		10th SG	9th SG	8th SG	12th SF
KK Robinson	★★★★	82nd	61st	39th	65th
POSITION		19th PG	11th PG	8th PG	14th PG
Devo Davis	★★★★	89th	113th	153rd	129th
POSITION		19th SG	15th CG	20th SG	27th SG
Jaylin Williams	★★★★	94th	80th	93rd	59th
POSITION		15th C	15th C	13th C	10th C

• GRADUATE TRANSFERS

Jalen Tate	#5 (NBC Sports)	#8 (247Sports)	#10 (CBS AND Stadium)
Vance Jackson Jr.	#8 (CBS)	#18 (Stadium)	#32 (ESPN)
Justin Smith	#11 (Stadium)	#22 (ESPN)	

• SIT-OUT TRANSFERS

JD Notae	#29 (ESPN)
Connor Vanover	#44 (ESPN)

Sills Named Preseason All-SEC

- Arkansas junior guard Desi Sills was voted preseason All-SEC second team by the league's coaches.
- The Jonesboro product is one of three Razorbacks to play all 66 Arkansas games over the last two seasons (along with former Hogs Adrio Bailey and Jalen Harris). Sills showed great improvement from his freshman to his sophomore season as nearly all his numbers virtually doubled including his scoring (5.3 avg. to 10.6 avg.), his minutes (from 16.9 avg. to 31.2 avg.), 3-pointers made (29 to 47) and rebounds (1.3 avg. to 3.0 avg.).
- While Sills started 24 of 32 games last season, he came on strong over the final 14 games, six coming as a back-up to give much-needed firepower off the bench for the Razorbacks. He shot 32.9 percent from 3-pt for the season including a team-best 45.6 percent (31-of-68) from long range over the last 14 games. In coming off the bench the last six games, Sills poured in a then career-high 17 points in a win over Missouri, a career-high 21 points at Georgia and 20 points in the SEC tournament win versus Vanderbilt.

Sills Backing Up Pick; Improves Other Parts of His Game

- Desi Sills only scored three points in a blow-out win over UT Arlington. He followed that by playing just 13 minutes and scoring just six points in a blow-out win over Lipscomb.
- SINCE THEN (LAST SIX GAMES) – Sills is averaging 15.2 points, 4.8 rebounds and 2.8 assists.**
- Sills leads the team and SEC in total steals (20).**
- Scored a career-high 23 points at Auburn.**
- Recorded his first career double-double with 16 pts and 10 rebs versus ORU.**
- He is shooting 48.4% from the field and 37.5% from 3PT.**

J Tate the Great ... Or At Least Really Good

- Jalen Tate has been exactly what was expected of him ... a long, lock-down defender that is a strong rebounder and pass-first point guard that can score. In other words a stat sheet stuffer.
- ^ He scored a season-high 17 versus UCA and averages 10.1 points.
- ^ Thanks to a career-high 11 assists versus UCA, he has a team-best 42 assists to rank third in the SEC. (Ranks 5th in the SEC in assists/game at 4.2)
- ^ Has at least four rebounds in seven games, **including seven in just 26 minutes versus Abilene Christian** and six each versus UTA and Oral Roberts.
- ^ Is 8-of-22 (.364) from 3PT. Tate only made 8-of-44 in 2019-20 and just 6-of-28 in 2017-18. (Note: he did make 24-of-59 in 2018-19.)

^ Locked down reigning C-USA Player of the Year – North Texas' Javion Hamlet – to just 1-of-4 shooting and five points.

^ Held ORU leading scorer Max Abmas (entered 20.7 ppg and 3.7 3's /gm) to just 11 pts on 4-11 shooting (1-6 from 3PT)

Moody Honored Dec. 7

- Arkansas guard Moses Moody was named the **SEC Freshman of the Week** and **College Sports Madness SEC Player of the Week**.
- Moody averaged 21 points, 8.5 rebounds and two assists in wins over UT Arlington and Lipscomb. He made 70 percent of his shots from the field (14-of-20) – including 4-of-6 from 3-point range – while going 10-of-13 at the free throw line.
- The Little Rock product had game highs with 24 points and nine rebounds versus UTA to become the first Razorback freshman since Booby Portis in 2014 to have at least 24 and nine in a game. He followed that with an 18-point, eight-rebound performance versus Lipscomb. Moody made 7-of-his-8 shots, including 2-of-3 from 3-point range, while adding three assists in just 24 minutes played.
- Moody is the only Razorback to score in double figures in all eight games this season.
- Moody is 1 of 4 players in the SEC to average at least 15.0 points and 5.0 rebounds to date this season.**

16 and 6

- Connor Vanover had to sit-out last year due to NCAA transfer rules. However, he showed no signs of rust in his first games in a Razorback jersey.

GAME 1

^ Vanover led all scorers with 23 points – one shy of his career high – and he tied a then career-high with eight rebounds. He made 4-of-5 from 3-point range and added three blocked shots.

^ 23 points tied for the third-best production by a Razorback in his debut since in 1980.

GAME 2

^ Only scored six points, but grabbed a **career-high 16** rebounds and tied a career-high with six blocked shots.

^ Only Razorback on record to have as many as 16 rebounds and six blocked shots in a game.

^ **First player in the SEC to have 16 rebounds and 6 blocks since Kentucky's Anthony Davis** did so in the 2012 national championship game. Ironically, Davis also only scored six points in that game.

GAMES 4 - 6

^ Only scored a combined 18 points in three games, but grabbed at least nine rebounds in each game – including 10 versus UCA – and was a force defensively, getting a combined nine blocked shots. He **added a career-high three steals** versus Southern.

Razorbacks Face Cowboys in SEC/Big 12 Challenge Game

- For the third time in seven seasons, Arkansas will face Oklahoma State in the annual SEC/Big 12 Challenge, the Southeastern Conference announced. The contest is set for Jan. 30, 2021, and will be played in Stillwater, Okla.
- This will be the eighth year of the SEC/Big 12 Challenge and it will feature 10 games between two premier college basketball conferences.
- In 2020, the two conferences shared the Challenge title with both leagues earning five wins, including Arkansas' 78-67 victory over TCU. Over the last four years of the Challenge, both conferences have won 20 games.

• ARKANSAS IS PLAYING ITS 7TH CONSECUTIVE CHALLENGE.

- 12/04/14	at #20 Iowa State	L	77	95
- 01/30/16	Texas Tech	(ot) W	75	68
- 01/28/17	at Oklahoma State	L	71	99
- 01/27/18	Oklahoma State	W	66	65
- 01/26/19	at #13 Texas Tech	L	64	67
- 01/25/20	TCU	W	78	67

3-Ball Streak Continues

- On Feb. 9, 2019, Mason Jones made a 3-pointer at 18:43 of the first half at South Carolina to mark the 1,000th-straight game Arkansas made at least one triple.
- Arkansas fans were getting nervous the streak might end versus Texas Southern in 2019-20. The Razorbacks were 0-of-13 from distance in the first half. However, Isaiah Joe opened the second half with a triple and would make six in the period en route to 29 second-half points - 33 total.
- Arkansas ranks fourth on the NCAA active list of teams that have made at least one 3-pointer.
- 1. UNLV 1,107 consecutive games (thru 12/9, next 1/7)
- 2. Duke 1,095 consecutive games (thru 12/16, next 1/6)
- 3. **ARKANSAS 1,053 CONSECUTIVE GAMES (THRU 1/2)**
- 4. Western Kentucky 1,051 consecutive games (thru 1/2, next 1/8 and 1/9)
- UNLV and Princeton (959 straight games) have made a 3-pointer in every game since the NCAA adopted the rule in 1986-87. Kentucky and Vanderbilt are the only other teams to make a 3-pointer in over 1,000 straight games.
- The last game Arkansas did not make a 3-pointer was when the Razorbacks went 0-for-2 at Texas on Jan. 07, 1989.**

NEW HOG

#20 KAMANI JOHNSON

6-7, 215, forward

Brooklyn, N.Y. / Arkansas-Little Rock

- **Signed Oct. 26 ... Joined the program on December 19, eligible to practice immediately and will become game eligible for the 2021-22 season.**
- A third team All-Sun Belt pick in 2020 as he more than doubled his point output - going from 5.1 ppg as a freshman to 11.0 ppg as a sophomore - and his rebounding improved from 4.8 per game to 6.7 per game, respectively. Also, his assists total went from 37 to 68 from his first year to his second while his free throw percentage improved from 50.8% to 72.7%.
- Led the Sun Belt and ranked 26th nationally in free throw attempts in 2019-20 and ranked 49th in the NCAA in free throws made (144). Overall, he played in 58 games with 43 starts in two seasons with the Trojans, scoring 479 points, grabbing 337 rebounds and dishing out 105 assists.
- **As a Sophomore at UALR:** Named hird team All-Sun Belt selection ... Two-time Sun Belt Conference Player of the Week (Jan. 6 and Feb. 4) ... Played in all 31 games with 28 starts for the Trojans, averaging 11.0 points, 6.7 rebounds and 2.2 assists per game ... Tied for fifth in the Sun Belt in rebounds per game and was second in offensive rebounds per game (3.0) ... His 144 free throws made ranked sixth in program history for a single season ... In the NCAA, ranked 26th in free throw attempts with a Sun Belt-best 198 and ranked 49th in free throws made (144) ... Had five double-doubles
- **As a Sophomore at UALR:** Played in 27 games with 15 starts as a true freshman ... Averaged 5.1 points and 4.8 rebounds in 19.2 minutes per game.
- **High School/Personal:** Spent two years at Montverde Academy in Florida, leading the Cougars to a state championship ... Played his senior season at Holy Spirit Prep School in Atlanta, averaging 17 points, nine rebounds, three assists and 1.5 blocks ... He is the younger brother of former Kentucky center Dakari Johnson.

FUTURE HOGS

CHANCE MOORE

6-5, 195, G

Brookhaven, Ga. / McEachern HS

- ESPN 4 star **44 national / 9 small forward** / 3 in Ga.
- 247 Sports Composite 4 star 85 national / 21 shooting guard / 5 in Ga.
- Participated in the Coach Wootten's Top 150 Showcase in October 2020 ... Transferred to McEachern mid-year as a junior and helped the squad reach the Georgia 7A semifinals ... Averaged 21.7 points and 5.8 rebounds.
- Came to McEachern from Holy Innocents Episcopal HS in Atlanta and Chamblee HS prior to that ... As a sophomore at Holy Innocents, named first team Class A Private All-State by HoopSeen.com and second team by the Atlanta Journal Constitution ... Was the Region 5-A North Player of the Year ... Tabbed the Class A Private Sophomore of the Year by HoopSeen.com ... Averaged 20.2 points and 7.0 rebounds.

AKOL MAWEIN

6-9, 205, F

Sydney, Australia / Southwest Christian (Ark.) Acad. / Navarro College

- Name is pronounced "ah-Cole ma-Ween."
- 247Sports rates him the **best JuCo power forward in the nation and the fourth-best overall prospect in the country** ... Ranked the fourth-best JuCo recruit in the nation by jucorecruiting.com ... Averaged 13.5 points and 5.0 rebounds as a freshman at Navarro ... Made 21-of-64 3-pointers ... Tallied two double-doubles while scoring 20-plus points in six of his last 14 games including a season-high 31 points versus Paniola.
- Attended Southwest Christian Academy in Little Rock as a junior and senior ... Originally committed to play at UC Riverside under then head coach David Patrick, the current Arkansas associate head coach ... Also played for the Woodz Elite program on the Nike EYBL circuit ... Named to the 2019 USA TODAY ALL-USA Arkansas Boys Basketball second team (along with first team pick Davonte Davis).
- Born in Sudan before moving to Egypt and then to Australia ... Came to the United States to play high school basketball.

#PR HOGS

39

NBA Draft
Selections

16

All-Star Game
Appearances

14

All-Defensive
Team Honors



CURRENT HOGS IN THE NBA



DANIEL GAFFORD

- 2nd Year in NBA
- 2019 - 2nd RD/38th overall



MASON JONES

- 1st Year in NBA
- 2020 - Free Agent
- Two-Way Contract



PATRICK BEVERLEY

- 9th Year in NBA
- 3x NBA All-Defensive Team
- 2009 - 2nd RD/42nd overall



ISAIAH JOE

- 1st Year in NBA
- 2020 - 2nd RD/49th overall



BOBBY PORTIS

- 6th Year in NBA
- 2015 - 1st RD/22nd overall

12

First Round
Draft Picks

7

All-NBA
Selections

3

NBA
Champions



BELGIUM

- Jabril Durham Belfius Mons-Hainaut

CANADA

- Olu Famutimi Guelph
- Marvell Waithe Windsor Express

CHINA

- Sonny Weems Guangdong Southern

CZECH REPUBLIC

- Delvon Johnson Svitavy

EGYPT

- Jaylen Barford Al Ettehad

FRANCE

- Dustin Thomas BC Souffelweyersheim

GREECE

- Dusty Hannahs Kolossos HH

HUNGARY

- Adrio Bailey OSE Lions

ISRAEL

- Coty Clarke Bnei Hertzeliya
- Rashad Madden Netanya

ITALY

- Marshawn Powell Trapani
- Charles Thomas Scafati

LEBANON

- Darian Townes Al Riyadi

LUXEMBOURG

- Michael Jones Larochette B

MEXICO

- B.J. Young Libertadores de Queretaro



SPAIN

- Moses Kingsley Bilbao

TURKEY

- Daryl Macon Galatasaray



<div>  2020-21 SEC STANDINGS  </div>										
THROUGH WEDNESDAY - Jan 2, 2021										
	SEC	PCT.	HOME	AWAY	OVERALL	PCT.	HOME	ROAD	NEUTRAL	STRK
ALABAMA	2-0	1.000	1-0	1-0	7-3	.700	4-1	1-0	2-2	W3
FLORIDA	2-0	1.000	1-0	1-0	5-1	.833	2-0	1-1	2-0	W2
KENTUCKY	1-0	1.000	0-0	1-0	2-6	.250	1-2	1-1	0-3	W1
ARKANSAS	1-1	.500	0-1	1-0	9-1	.900	8-1	1-0	0-0	L1
LSU	1-1	.500	1-0	0-1	6-2	.750	5-0	0-2	1-0	L1
MISSISSIPPI STATE	1-1	.500	0-1	1-0	6-4	.600	5-1	1-0	0-3	L1
MISSOURI	1-1	.500	0-1	1-0	7-1	.875	4-1	2-0	1-0	W1
TENNESSEE	1-1	.500	0-1	1-0	7-1	.875	6-1	1-0	0-0	L1
TEXAS A&M	1-1	.500	1-0	0-1	6-2	.750	6-0	0-1	0-1	W1
SOUTH CAROLINA	-	-	-	-	1-2	.333	0-0	0-1	1-1	L1
AUBURN	0-2	.000	0-1	0-1	6-4	.600	4-1	0-2	2-1	L2
GEORGIA	0-1	.000	0-1	0-0	7-1	.875	7-1	0-0	0-0	L1
OLE MISS	0-1	.000	0-0	0-1	5-3	.625	4-1	1-2	0-0	L2
VANDERBILT	0-1	.000	0-1	0-0	4-3	.571	4-2	0-1	0-0	L1

AP (Dec. 28)		
1 Gonzaga (63)	10-0	1,599
2 Baylor (1)	9-0	1,537
3 Villanova	8-1	1,453
4 Texas	8-1	1,415
5 Iowa	9-2	1,298
6 Kansas	8-2	1,224
7 Creighton	8-2	1,140
8 Wisconsin	9-2	1,085
9 TENNESSEE	7-1	1,076
10 Michigan	9-0	1,039
11 Houston	8-1	977
12 Illinois	8-3	878
13 MISSOURI	7-1	747
14 West Virginia	8-3	706
15 Rutgers	7-2	703
16 Minnesota	10-2	559
17 Oregon	8-1	545
18 Texas Tech	8-3	445
19 Clemson	8-1	411
T-19		
Virginia Tech	8-1	411
21 Duke	3-2	280
22 Virginia	5-2	258
23 Saint Louis	7-1	133
Michigan State	7-3	133
25 Florida State	5-2	120

COACHES (Jan. 4)		
1 Gonzaga	10-0	797
2 Baylor	9-0	771
3 Villanova	8-1	726
4 Texas	8-1	694
5 Creighton	8-2	587
6 Kansas	8-2	583
7 Iowa	9-2	575
8 TENNESSEE	7-1	541
9 Michigan	9-0	529
10 Wisconsin	9-2	524
11 Houston	8-1	464
12 Illinois	8-3	435
13 MISSOURI	7-1	387
14 Rutgers	7-2	351
15 Oregon	8-1	320
16 West Virginia	8-3	314
17 Minnesota	10-2	289
18 Clemson	8-1	235
19 Texas Tech	8-3	197
20 Virginia Tech	8-1	151
21 Virginia	5-2	108
22 Florida State	5-2	104
23 Saint Louis	7-1	87
24 Duke	3-2	85
25 Louisville	7-1	69

HOGS IN THE POLLS			
WEEK	AP	COACH	NET
Preseason	--	RV (2)	NA
Nov. 30	RV (2)	NA	NA
Dec. 7	--	RV (11)	NA
Dec. 14	RV (4)	RV (4)	NA
Dec. 21	RV (54)	RV (32)	NA
Dec. 28	RV (55)	RV (48)	NA
Jan. 4	RV (14)	RV (13)	24
Jan. 11			
Jan. 18			
Jan. 25			
Feb. 1			
Feb. 8			
Feb. 15			
Feb. 22			
Mar. 1			
Mar. 8			
FINAL			

THE LAST TIME ARKANSAS			
• Ranked on AP Poll Date			
Top 16-25:	#22	01/01/18	
Top 11-15:	#15	11/14/00	
Top 6-10:	#6	1995 Final Poll	
Top 2-5:	#5	03/07/95	
No. 1:	#1	'94-95 Preseason	
• Vs. Ranked Opp - Last Win			
Top 25:	90-162 (LAST W. at #19 LSU 2019)		
#25:	3-4 Vanderbilt	1/31/12	
#24:	1-3 Vanderbilt	2/23/00	
#23:	3-7 vs Florida (SEC)	3/9/18	
#22:	4-2 Kentucky (OT)	2/23/11	
#21:	4-3 Texas A&M	2/17/18	
#20:	10-5 Michigan	1/21/12	
#19:	7-3 at LSU	2/2/19	
#18:	5-7 at Ole Miss	1/31/10	
#17:	2-3 at Kentucky	2/27/14	
#16:	3-7 LSU	1/20/07	
#15:	3-5 Mississippi State	1/7/12	
#14:	5-7 Auburn	2/27/18	
#13:	6-3 Kentucky (OT)	1/14/14	
#12:	6-8 Alabama	1/27/07	
#11:	5-8 Missouri	12/5/95	
#10:	4-4 at Tennessee	2/25/06	
#9:	3-4 Tennessee (OT)	12/30/17	
#8:	3-4 Alabama	1/6/07	
#7:	1-5 Texas	1/6/09	
#6:	5-11 Kentucky	2/20/99	
#5:	4-4 Texas A&M	1/27/16	
#4:	5-12 Oklahoma	12/30/08	
#3:	0-14 --	--	
#2:	6-8 Florida	2/5/13	
#1:	1-11 vs. UNC (at PB)	2/12/84	

Tuesday, January 5		TV	Time (CT)
Vanderbilt at Kentucky		SECN	6:00 pm
Florida at Alabama		ESPN2	6:00 pm
Missouri at Mississippi State		SECN	8:00 pm
Wednesday, January 6		TV	Time (CT)
Georgia at LSU		SECN	6:00 pm
ARKANSAS AT TENNESSEE		ESPN2	6:00 PM
Texas A&M at South Carolina		ESPNU	8:00 pm
Auburn at Ole Miss		SECN	8:00 pm
Saturday, January 9		TV	Time (CT)
Mississippi State at Vanderbilt		SECN	Noon
GEORGIA AT ARKANSAS		SECN	2:30 AM
South Carolina at Ole Miss		SECN	5:00 pm
LSU at Missouri		SECN	7:30 pm
Tennessee at Texas A&M		ESPN2	1 or 6 pm
Kentucky at Florida		ESPN2	5 or 8 pm
Alabama at Auburn		ESPN2/U	11 or 1
Tuesday, January 12		TV	Time (CT)
Ole Miss at Florida		SECN	6:00 pm
Tennessee at South Carolina		ESPN2/U	6:00 pm
Alabama at Kentucky		ESPN2	8:00 pm
Vanderbilt at Missouri		SECN	8:00 pm
Wednesday, January 13		TV	Time (CT)
Auburn at Georgia		SECN	6:00 pm
Texas A&M at Mississippi State		SECN	8:00 pm
ARKANSAS AT LSU		ESPN2	6:00 PM
Saturday, January 16		TV	Time (CT)
Georgia at Ole Miss		ESPN2	11:00 am
Missouri at Texas A&M		SECNe	Noon
Kentucky at Auburn		ESPN	1:00 pm
Arkansas at Alabama		SECN	2:30 pm
Florida at Mississippi State		ESPN2	3:00 pm
Vanderbilt at Tennessee		SECN	5:00 pm
South Carolina at LSU		SECN	7:30 pm
• As Ranked By # - Last Time			
as Top 25: 395-114			
#25:	6-2 W. Iowa	11/30/14	
#24:	6-0 W. at Ole Miss	2/14/15	
#23:	5-1 W. at Vanderbilt	1/10/15	
#22:	8-5 L. at Auburn	1/6/18	
#21:	6-4 L. North Texas	12/5/00	
#20:	17-5 W. at LSU	1/2/99	
#19:	16-7 L. Ole Miss	1/17/15	
#18:	18-8 L. LSU	3/7/15	
#17:	14-6 L. #21 Iowa (NCAA)	3/13/99	
#16:	13-6 L. #7 Kentucky (SEC)	3/7/98	
#15:	16-3 L. Southern Miss	11/18/00	
#14:	28-4 W. Vanderbilt	2/7/98	
#13:	13-3 W. Centenary	12/18/97	
#12:	19-8 L. at Alabama	2/28/98	
#11:	20-6 W. South Carolina	2/15/92	
#10:	12-3 W. Ole Miss	2/18/95	
#9:	21-6 W. #5 Kentucky	1/29/95	
#8:	8-9 W. Montevallo	2/25/95	
#7:	18-2 W. Auburn	3/4/95	
#6:	21-3 L. UCLA (NCAA)	4/3/95	
#5:	13-8 L. #3 Kentucky (SEC)	3/12/95	
#4:	13-2 W. at Missouri	12/3/94	
#3:	30-5 W. Tennessee	1/7/95	
#2:	38-4 W. Duke (NCAA)	4/4/94	
#1:	16-4 W. #14 Georgetown	11/27/94	
• Last Time Beat Ranked Opp.			
• HOME •	• ROAD •		
#25: Vandy	1/31/12	--	(0-0)
#24: Vandy	2/23/00	--	(0-0)
#23: LSU	3/3/92	Texas	3/3/91
#22: Kentucky	2/23/11	--	(0-1)
#21: Texas A&M	2/17/18	S. Carolina	2/15/17
#20: Michigan	1/21/12	Alabama	2/28/01
#19: Auburn	3/5/00	LSU	2/2/19
#18: Vandy	3/1/08	Ole Miss	1/31/10
#17: Ole Miss	2/5/10	Kentucky	2/27/14
#16: LSU	1/20/07	--	(0-4)
#15: Miss State	1/7/12	--	(0-2)
#14: Auburn	2/27/18	--	(0-3)
#13: Kentucky	1/14/14	--	(0-1)
#12: Texas	2/6/82	--	(0-5)
#11: Missouri	12/5/95	Texas	2/1/79
#10: Florida	2/18/06	Tennessee	2/25/06
#9: Tennessee	12/30/17	Arkansas	12/6/92
#8: Alabama	1/6/07	Kentucky	1/25/92
#7: Texas	1/6/09	--	(0-1)
#6: Kentucky	2/20/99	--	(0-5)
#5: Texas A&M	1/27/16	--	(0-1)
#4: Oklahoma	12/30/08	Kentucky	2/9/94
#3: --	(0-0)	--	(0-3)
#2: Florida	2/5/13	--	(0-5)
#1: --	(0-2)	--	(0-2)

RECEIVING VOTES: **FLORIDA 110**, Louisville 103, Ohio State 96, Northwestern 86, **OKLAHOMA STATE 68**, Arizona 25, Colorado 19, BYU 18, Drake 17, NC State 16, Oklahoma 15, **ARKANSAS 14**, Seton Hall 11, UCLA 6, Xavier 5, San Diego State 4, UConn 4, **LSU 3**, Boise State 3, Indiana 2, **ALABAMA 2**, Syracuse 1

RECEIVING VOTES: Northwestern 64; **FLORIDA 62**; Michigan State 59; Ohio State 58; **OKLAHOMA STATE 50**; UCLA 42; Drake 30; San Diego St. 22; **ARKANSAS 13**; NC State 11; Colorado 11; Boise St. 11; Xavier 10; UConn 10; Seton Hall 6; Saint Mary's 5; Oklahoma 3; Tulsa 2; Southern California 2; Colorado St. 2; **ALABAMA 2**; Southern Methodist 1; Loyola-Chicago 1.

Effort. Energy. Enthusiasm.

Versus 2020-21 Opponents

NON-CONFERENCE

SCHOOL	GMS	SERIES RECORD	H	A	N	LAST MEETING
Abilene Christian	1	Arkansas Leads, 1-0	1-0	0-0	0-0	H - W, 85-72 (12/20/20)
Central Arkansas	7	Arkansas Leads, 7-0	4-0	3-0	0-0	H - W, 100-75 (12/12/20)
Lipscomb	2	Arkansas Leads, 2-0	2-0	0-0	0-0	H - W, 86-50 (12/05/20)
Miss Valley State	6	Arkansas Leads, 6-0	6-0	0-0	0-0	H - W, 142-62 (11/25/20)
North Texas	16	Arkansas Leads, 16-0	9-0	1-0	6-0	H - W, 69-54 (11/28/20)
Oklahoma State	52	Arkansas Trails, 15-37	10-9	4-13	1-15	H - W, 66-65 (12/07/18)
Oral Roberts	13	Arkansas Leads, 11-2	8-0	1-2	2-0	H - W, 87-76 (12/20/20)
Southern	3	Arkansas Leads, 3-0	2-0	0-0	1-0	H - W, 79-44 (12/09/20)
Texas-Arlington	9	Arkansas Leads, 9-0	7-0	1-0	1-0	H - W, 72-60 (12/02/20)
Tulsa	61	Arkansas Leads, 37-24	25-8	9-15	3-1	H - W, 98-79 (12/14/19)

SOUTHEASTERN CONFERENCE

SCHOOL	GMS	SERIES RECORD	H	A	N	LAST MEETING
Alabama	63	Arkansas Leads, 35-28	19-6	8-20	8-2	A - W, 82-78 (02/01/20)
• SEC Only	53	Arkansas Leads, 28-25	19-6	8-18	1-1	
Auburn	55	Arkansas Leads, 35-20	21-5	13-14	1-1	A - W, 97-85 (12/30/20)
• SEC Only	54	Arkansas Leads, 35-19	21-5	13-14	1-0	
Florida	38	Arkansas Trails, 12-26	8-7	2-14	2-5	A - L, 59-73 (02/18/20)
• SEC Only	38	SAME		SAME		
Georgia	39	Arkansas Leads, 23-16	11-3	6-10	6-3	A - L, 89-99 (02/29/20)
• SEC Only	39	SAME		SAME		
Kentucky	44	Arkansas Trails, 11-33	7-8	3-15	1-10	H - L, 66-73 (01/18/20)
• SEC Only	39	Arkansas Trails, 11-28	7-8	3-13	1-8	
LSU	69	Arkansas Leads, 37-32	20-8	12-18	5-6	H - W, 99-90 (03/04/20)
• SEC Only	60	Arkansas Leads, 33-27	20-8	11-17	2-2	
Ole Miss	82	Arkansas Leads, 49-33	16-11	9-20	24-2	A - W, 76-72 (01/11/20)
• SEC Only	53	Series Tied, 27-27	16-10	9-18	1-0	
Mississippi State	64	Arkansas Leads, 33-31	21-8	7-22	5-1	H - L, 77-78 (02/15/20)
• SEC Only	55	Arkansas Leads, 28-27	20-7	6-20	2-0	
Missouri	54	Arkansas Leads, 28-26	17-10	10-16	1-0	H - L, 68-81 (01/02/21)
• SEC Only	17	Arkansas Leads, 9-8	7-2	2-6	0-0	
South Carolina	35	Arkansas Leads, 20-15	11-5	6-8	3-2	H - L, 77-79 (01/29/20)
• SEC Only	35	SAME		SAME		
Tennessee	43	Arkansas Trails, 21-22	11-4	4-13	6-5	H - W, 86-69 (02/26/20)
• SEC Only	39	Arkansas Trails, 18-21	11-4	4-13	3-4	
Texas A&M	160	Arkansas Leads, 103-57	58-15	38-38	7-4	A - L, 69-77 (03/07/20)
• SEC Only	14	Arkansas Leads, 8-6	6-1	2-5	0-0	
Vanderbilt	40	Arkansas Leads, 28-12	16-3	7-8	5-1	N - W, 86-73 (03/11/20)
• SEC Only	38	Arkansas Leads, 27-11	15-3	7-7	5-1	



ERIC MUSSELMAN LIVE RADIO SHOW

Once again, there will be 12 Arkansas basketball radio shows, all starting at 7 pm, at Sassy's BBQ and Grille in Fayetteville.

Monday, Jan. 11
Monday, Jan. 18
Monday, Jan. 25
Sunday, Jan. 31
Monday, Feb. 22
Sunday, Feb. 28



COURTSIDE WITH ERIC MUSSELMAN

There will be 10, 30-minute television shows featuring head coach Eric Musselman and co-host Chuck Barrett. Each show will air on Sunday. Please check local listings for times and channels in your area.

Sunday, Jan. 17
Sunday, Jan. 31
Sunday, Feb. 14
Sunday, Feb. 28

Sunday, Jan. 24
Sunday, Feb. 7
Sunday, Feb. 21
Sunday, Mar. 7

ARKANSAS IN THE 2020-21

(Through Games of Saturday - Jan. 2)



TEAM IN THE NCAA/SEC

	NCAA	SEC	NO.
3-pt Field Goal Attempts (335 ranked)	19	3	285
Assist Turnover Ratio (335 ranked)	35	2	1.38
Assists Per Game (335 ranked)	69	2	15.6
Blocked Shots Per Game (334 ranked)	4	1	6
Defensive Rebounds per Game (335 ranked)	29	1	29.7
Fewest Fouls (335 ranked)	231	10	166
Fewest Turnovers (335 ranked)	161	6	113
Field-Goal Percentage (335 ranked)	145	9	45
Field-Goal Percentage Defense (335 ranked)	31	3	38.5
Free Throw Attempts (335 ranked)	16	1	238
Free Throws Made (335 ranked)	14	1	173
Free-Throw Percentage (335 ranked)	105	5	72.7
Offensive Rebounds Per Game (335 ranked)	12	1	14.6
Personal Fouls Per Game (335 ranked)	84	3	16.6
Rebound Margin (335 ranked)	25	4	9.1
Scoring Defense (335 ranked)	89	4	65.9
Scoring Margin (335 ranked)	13	2	22.6
Scoring Offense (335 ranked)	12	1	88.5
Steals Per Game (335 ranked)	30	1	9
Three Pt FG Defense (335 ranked)	91	7	30.4
Three-Point Field Goals Per Game (335 ranked)	32	2	9.6
Three-Point Field-Goal Percentage (335 ranked)	166	6	33.7
Total 3-point FGM (335 ranked)	20	2	96
Total Assists (335 ranked)	42	1	156
Total Blocks (334 ranked)	1	1	60
Total Rebounds (335 ranked)	7	1	443
Total Rebounds Per Game (335 ranked)	6	1	44.3
Total Steals (335 ranked)	18	1	90
Turnover Margin (326 ranked)	44	3	3.9
Turnovers Forced (334 ranked)	112	8	15.2
Turnovers Per Game (335 ranked)	37	2	11.3
Won-Lost Percentage (323 ranked)	14	1	90

RAZORBACKS IN THE NCAA/SEC

	PLAYER	NCAA	SEC	NO.
3-pt Field Goal Attempts (243 ranked)	JD Notae	55	3	63
Assist Turnover Ratio (243 ranked)	Moses Moody	167	8	50
Assists Per Game (250 ranked)	Jalen Tate	147	4	1.91
Blocked Shots Per Game (194 ranked)	Jalen Tate	126	5	4.2
Defensive Rebounds per Game (212 ranked)	Connor Vanover	27	2	2.3
Double Doubles (172 ranked)	Connor Vanover	89	2	5.9
	Moses Moody	172	10	1
	Desi Sills	172	10	1
	Jalen Tate	172	10	1
	Justin Smith	172	10	1
Field-Goal Percentage (249 ranked)	Moses Moody	227	7	46.4
Free Throw Attempts (244 ranked)	Moses Moody	25	1	59
	JD Notae	104	9	45
	Desi Sills	165	12	40
Free Throws Made (231 ranked)	Moses Moody	23	2	46
	JD Notae	88	7	35
Free-Throw Percentage (249 ranked)	Moses Moody	229	10	78.0
	JD Notae	230	11	77.8
Offensive Rebounds Per Game (246 ranked)	Justin Smith	33	2	3.44
	Moses Moody	133	9	2.5
Points Per Game (250 ranked)	Moses Moody	138	6	16.9
	JD Notae	228	7	15.4
Rebounds Per Game (250 ranked)	Connor Vanover	162	9	7.3
	Justin Smith	187	11	7.1
Steals Per Game (243 ranked)	Desi Sills	76	4	2
Three-Point Field Goals Per Game (238 ranked)	Moses Moody	232	10	2.1
Three-Point Field-Goal Percentage (124 ranked)	--			
Total 3-point FGM (235 ranked)	Moses Moody	101	4	21
	JD Notae	158	8	19
Total Assists (232 ranked)	Jalen Tate	67	3	42
Total Blocks (206 ranked)	Connor Vanover	16	1	23
Total Field Goal Attempts (245 ranked)	JD Notae	76	3	122
	Moses Moody	133	6	110
Total Field Goals Made (234 ranked)	Moses Moody	128	3	51
	JD Notae	144	4	50
	Desi Sills	212	9	46
Total Minutes (250 ranked)	Moses Moody	134	2	311:39
Total Points (250 ranked)	Moses Moody	52	3	169
	JD Notae	96	5	154
	Desi Sills	197	7	133
Total Rebounds (241 ranked)	Connor Vanover	77	2	73
	Justin Smith	146	4	64
	Moses Moody	180	10	61
Total Steals (194 ranked)	Desi Sills	30	1	20
	Moses Moody	148	6	14
	JD Notae	194	10	13



ERIC MUSSELMAN

ARKANSAS HEAD COACH

139-47 • 6th year as collegiate head coach
 503-291 • 14 seasons as professional head coach

COLLEGIATE HEAD COACHING RECORD

Year	Record	Conference	Postseason
2015-16	24-14	10-8 MW (T4th)	CBI Champion
2016-17	28-7	14-4 MW (1st) ^ *	NCAA 1st Round
2017-18	29-8	15-3 MW (1st) ^	NCAA Sweet 16
2018-19	29-5	15-3 MW (1st) ^	NCAA 1st Round
2019-20	20-12	7-11 SEC (T10th)	Canceled
2020-21	9-1	1-1 SEC	
Totals	139-47	62-30	

^ - Regular season champion / * - Tournament champion

Eric Musselman was named Arkansas' 13th head men's basketball coach on April 7, 2019. He has over 30 years of coaching experience, including five as a collegiate head coach and 14 as a professional head coach.

In his five years as a collegiate head coach, Musselman has won at least 20 games each season (24, 28, 29, 29 and 20) to post a 130-46 record and .739 winning percentage - ninth-best among active Division I coaches. Prior to entering the collegiate head coaching ranks, Musselman was a head coach for seven professional teams, including two seasons with the Golden State Warriors (2002-04) and one with the Sacramento Kings (2006-07). He has won over 550 games as a professional head coach with a combined winning percentage of .626 (553-330).

Musselman is married to Danyelle Sargent Musselman who has worked at ESPN, Fox Sports and the NFL Network as a broadcaster. Musselman has two sons, Michael and Matthew, and the couple has a daughter, Mariah.

Musselman's father Bill was also an NBA head coach and they were the first father-son combination to become head coaches in the NBA.

MUSSELMAN'S CAREER AS HEAD COACH

NOTE: Professional basketball **DOES NOT** count postseason toward season W-L record nor to head coach W-L record

Year	Team	League	Record	Note for the Season	Reg. Season Div./Conf. Finish	Postseason
1989-90	Rapid City	CBA	42-14	MOST WINS IN CBA	1st National Conf.	Finals (8-8) *
1991-92	Rapid City	CBA	37-19	2nd-most wins in CBA	1st National Conf.	Finals (9-7) *
1992-93	Rapid City	CBA	44-12	MOST WINS IN CBA	1st National Conf.	Conf. Finals (5-3) *
1993-94	Rapid City	CBA	37-19	MOST WINS IN CBA	1st National Conf.	Conf. Finals (5-5) *
1994-95	Rapid City	CBA	31-25	6th-most wins in CBA	5th National Conf.	Conf. 1st Rd (0-2) *
1995-96	Florida	CBA	41-15	MOST WINS IN CBA	1st National Conf.	Conf. Finals (5-3) *
1996-97	Florida	CBA	38-18	2nd-most wins in CBA	1st American Conf.	Finals (7-6) *
1995	Florida	USBL	25-2	MOST WINS IN USBL	1st Overall	Champion (1-0) *
1996	Florida	USBL	28-1	MOST WINS IN USBL	1st Southern Div.	Champion (3-0) *
2002-03	Golden State	NBA	38-44	6th Pacific Division	11th Western Conf.	--
2003-04	Golden State	NBA	37-45	T4th Pacific Division	11th Western Conf.	--
2006-07	Sacramento	NBA	33-49	5th Pacific Division	11th Western Conf.	--
2010-11	Reno	D-League	34-16	2nd-most wins in NBADL	1st Western Conf.	Semifinals (2-3) *
2011-12	Los Angeles	D-League	38-12	MOST WINS IN NBADL	1st Western Conf.	Finals (5-2) *
2015-16	Nevada	NCAA	24-14	Led NCAA in FT Made	T4th Mountain West	CBI Champion (5-1)
2016-17	Nevada	NCAA	28-7	T16th for Most wins NCAA	1st Mountain West	NCAA 1st Rd (0-1)
2017-18	Nevada	NCAA	29-8	2nd in NCAA in A-TO ratio	1st Mountain West	NCAA Sweet 16 (2-1)
2018-19	Nevada	NCAA	29-5	7th in NCAA in W-L%	1st Mountain West	NCAA 1st Rd (0-1)
2019-20	Arkansas	NCAA	20-12	Led NCAA in 3PT% Def	T10th SEC	Canceled
2020-21	Arkansas	NCAA	9-1	--	--	--
2010	Dominican Team		5-1	Silver Medal Centrobasket Championship		
2011	Venezuelan Team		12-9	5th FIBA Americas Championship		
2012	Venezuelan Team		7-4	Silver Medal FIBA South American Championship		

Effort. Energy. Enthusiasm.

MUSSELMAN VS. ALL OPPONENTS

Opponent	Overall	at Nevada	at Arkansas	Last Meeting
Abilene Christian	1-0	0-0	1-0	12/20/20
Air Force	7-0	7-0	0-0	03/05/19
Akron	1-0	1-0	0-0	12/22/18
Alabama	1-0	0-0	1-0	02/01/20
Arizona State	1-0	1-0	0-0	12/07/18
Arkansas-Little Rock	1-0	1-0	0-0	11/16/18
Auburn	1-1	0-0	1-1	12/30/20
Austin Peay	1-0	0-0	1-0	11/12/19
Boise State	7-2	7-2	0-0	02/02/19
Bradley	1-0	1-0	0-0	12/03/16
Buffalo	1-0	1-0	0-0	11/25/16
BYU	1-0	1-0	0-0	11/06/18
Cal State Fullerton	0-1	0-1	0-0	11/28/15
California Baptist	1-0	1-0	0-0	11/19/18
Central Arkansas	1-0	0-0	1-0	12/20/20
Cincinnati	1-0	1-0	0-0	03/18/18
Coastal Carolina	1-0	1-0	0-0	11/13/15
Colorado State	7-1	7-1	0-0	02/02/19
Davidson	1-0	1-0	0-0	11/21/17
Drake	1-0	1-0	0-0	12/12/15
Eastern Washington	1-0	1-0	0-0	03/21/16
Florida	0-2	0-1	0-1	02/18/20
Fresno Pacific	1-0	1-0	0-0	12/09/15
Fresno State	6-3	6-3	0-0	02/23/19
LSU	1-1	0-0	1-1	03/05/20
Georgia Tech	1-0	0-0	1-0	11/25/19
Grand Canyon	1-0	1-0	0-0	12/09/18
Hawai'i	1-1	1-1	0-0	11/24/17
Holy Names	1-0	1-0	0-0	11/30/15
Idaho	1-0	1-0	0-0	11/10/17
Illinois State	1-0	1-0	0-0	11/29/17
Indiana	1-0	0-0	1-0	12/29/19
Iona	1-1	1-1	0-0	11/26/16
Iowa State	0-1	0-1	0-0	03/16/17
Kentucky	0-1	0-0	0-1	01/19/20
Lipscomb	1-0	0-0	1-0	12/05/20
LSU	0-1	0-0	0-1	01/08/20
Loyola-Chicago	1-1	1-1	0-0	11/28/18
Loyola Marymount	1-0	1-0	0-0	11/14/16
Ole Mis	1-0	0-0	1-0	01/11/20
Massachusetts	1-0	1-0	0-0	11/23/18
Mississippi State	0-2	0-0	0-2	02/15/20
Mississippi Valley	0-0	1-0	1-0	11/25/20
Missouri	1-2	0-0	1-2	01/02/21
Montana	2-0	1-0	1-0	11/16/19
Montana State	1-0	1-0	0-0	11/15/15
Morehead State	2-1	2-1	0-0	04/01/16
New Mexico	5-3	5-3	0-0	02/09/19
North Texas	2-0	0-0	2-0	11/29/20
Northern Kentucky	1-0	0-0	1-0	11/30/19
Oakland	1-0	1-0	0-0	11/23/16
Oral Roberts	1-0	0-0	1-0	12/20/20
Oregon State	1-1	1-1	0-0	11/18/16

MUSSELMAN VS. ALL OPPONENTS

Opponent	Overall	at Nevada	at Arkansas	Last Meeting
Pacific	4-0	4-0	0-0	11/09/18
Portland State	1-0	1-0	0-0	11/25/15
Radford	1-0	1-0	0-0	12/17/17
Rhode Island	1-0	1-0	0-0	11/13/17
Rice	1-0	0-0	1-0	11/05/19
Saint Mary's	0-1	0-1	0-0	11/11/16
San Diego State	3-7	3-7	0-0	03/01/19
San Francisco	0-1	0-1	0-0	12/23/17
San Jose State	6-0	6-0	0-0	01/09/19
Santa Clara	2-0	2-0	0-0	11/15/17
South Carolina	0-1	0-0	0-1	01/29/20
South Dakota	1-0	0-0	1-0	11/22/19
South Dakota State	1-0	1-0	0-0	12/15/18
Southern	1-0	0-0	1-0	12/09/20
Southern Cal	1-0	1-0	0-0	12/01/18
Southern Illinois	1-0	1-0	0-0	12/22/17
Tennessee	1-1	0-0	1-1	02/26/20
Texas	1-0	1-0	0-0	03/16/18
Texas A&M	1-1	0-0	1-1	03/07/20
TCU	1-1	0-1	1-0	01/25/20
Texas Southern	1-0	0-0	1-0	11/19/19
Texas Tech	0-1	0-1	0-0	12/05/17
Towson	1-0	1-0	0-0	12/21/16
Tulsa	2-0	1-0	1-0	12/14/19
UC Davis	1-0	1-0	0-0	12/19/17
UC Irvine	2-0	2-0	0-0	12/02/17
UC Santa Barbara	1-0	1-0	0-0	12/22/16
UNLV	7-2	7-2	0-0	02/27/19
UT Arlington	1-0	0-0	1-0	12/02/20
Utah	1-0	1-0	0-0	12/29/18
Utah State	7-2	7-2	0-0	03/02/19
Valparaiso	1-0	0-0	1-0	12/21/19
Vanderbilt	2-0	0-0	2-0	03/11/20
Vermont	1-0	1-0	0-0	03/23/16
Washington	1-0	1-0	0-0	12/11/16
Western Kentucky	0-1	0-0	0-1	12/07/19
Wichita State	0-1	0-1	0-0	12/22/15
Wyoming	5-1	5-1	0-0	02/16/19
Totals	139-47	110-34	29-13	

MUSSELMAN VS. CONFERENCES

American Athletic	3-0	CAA	1-0	Ohio Valley	3-1
American East	1-0	C-USA	3-1	Pac-12	5-1
ACC	1-0	Horizon League	2-0	Patriot League	0-0
Atlantic Sun	1-0	Ind./Non DI	2-0	SEC	9-13
Atlantic 10	3-0	Ivy League	0-0	SoCon	0-0
Big East	0-0	MAAC	1-1	Southland	2-0
Big Sky	6-0	Mid-American	1-0	SWAC	3-0
Big South	2-0	MEAC	0-0	Summit League	3-0
Big Ten	1-0	Missouri Valley	6-2	Sun Belt	3-0
Big 12	2-3	Mountain West	60-21	WCC	8-2
Big West	5-2	Northeast	0-0	WAC	2-0

MUSSELMAN MILESTONE WINS

OVERALL

1	11/13/15	Coastal Carolina (Honolulu, Hawaii)	73-56
100	01/24/19	Colorado State (Reno, Nev.)	100-60

AT ARKANSAS

1	11/05/19	Rice (Fayetteville, Ark.)	91-43
---	----------	---------------------------	-------

MUSSELMAN COACHING HONORS

- 1996 USBL Coach of the Year
- 2003 NBA Coach of the Year Runner-Up
- 2012 NBA D-League Coach of the Year
- 2016 Bleacher Report's Mountain West Coach of the Year
- 2017 USBWA District VIII Coach of the Year
- 2018 USBWA District VIII and NABC District 17 Coach of the Year
- Mountain West Coach of the Year

MUSSELMAN DID YOU KNOWS....

- Named General Manager of CBA's Rapid City Thrillers at age 22. The next year, became head coach of the Thrillers at he age of 23, the youngest coach in CBA history.
- From 1990-1997, had 26 players called up to the NBA, the highest number in the league during that span ... The only person in CBA history to coach in five league All-Star Games (1990, 1992, 1993, 1994, 1997)
- The first coach in professional basketball history to win 100 games by the age of 28.
- At the age of 37, named head coach of the Golden State Warriors and was the youngest head coach in the NBA at the time.
- He and his father, Bill, were first father-son combination to both become head coaches in NBA history.
- In 2003, was runner-up to San Antonio's Gregg Popovich for NBA Coach of the Year Award voting (231 points, including 26 first-place votes).
- Only needed 130 games to win his 100th game as a collegiate head coach.
- Is the CBA's third all-time winningest coach (270-122 in seven seasons) and the most successful coach (54-3 in two seasons) in the history of the United States Basketball League.
- Led CBA in scoring (116.7 ppg) in 192-93 -2nd in NBA in scoring (102.4 ppg) in 2002-03.

MUSSELMAN RECORD • POINTS SCORED

Scoring Below 50 Points:	0-0
- At Arkansas	0-0
Home:.....	0-0 at Arkansas
Away:.....	0-0 at Arkansas
Neutral:.....	0-0 at Arkansas
Scoring 50-59 Points:	0-8
- At Arkansas:	0-0
Home:.....	0-1 at Arkansas
Away:.....	0-5 at Arkansas
Neutral:.....	0-2 at Arkansas
Scoring 60-69 Points:	15-15
- At Arkansas	7-4
Home:.....	9-4 at Arkansas
Away:.....	3-8 at Arkansas
Neutral:.....	3-3 at Arkansas
Scoring 70-79 Points:	46-16
- At Arkansas	8-5
Home:.....	26-4 at Arkansas
Away:.....	14-9 at Arkansas
Neutral:.....	6-3 at Arkansas
Scoring 80-89 Points:	49-3
- At Arkansas	7-1
Home:.....	28-0 at Arkansas
Away:.....	13-2 at Arkansas
Neutral:.....	8-1 at Arkansas
Scoring 90-99 Points:	19-1
- At Arkansas	4-0
Home:.....	11-0 at Arkansas
Away:.....	7-1 at Arkansas
Neutral:.....	1-0 at Arkansas
Scoring 100 or More Points:	10-1
- At Arkansas	2-0
Home:.....	7-0 at Arkansas
Away:.....	2-1 at Arkansas
Neutral:.....	1-0 at Arkansas

BEST WINNING PERCENTAGE among active NCAA Division I head coaches

(min 5 yrs as a Division I Head Coach)
(stats.NCAA.org/head_coaches • Thru Jan 2, 2021)

1	Mark Few, Gonzaga	.831	609-124	22nd yr
2	Chris Jans, New Mexico State	.779	106-30	5th yr
3	Roy Williams, North Carolina	.776	891-257	33rd yr
4	John Calipari, Kentucky	.769	735-221	29th yr
5	Bill Self, Kansas	.768	716-216	28th yr
6	Mike Krzyzewski, Duke	.767	1160-352	46th yr
7	Steve Forbes, Wake Forest	.756	133-43	6th yr
8	ERIC MUSSELMAN, ARKANSAS	.747	139-47	6th yr
9	Eric Olsen, UC San Diego	.742	161-56	7th yr
10	Sean Miller, Arizona	.737	414-148	17th yr



MUSSELMAN RECORD • POINTS ALLOWED

Opponent Scores Below 50 Points:	6-0
- At Arkansas	4-0
Home:.....	5-0 at Arkansas
Away:.....	1-0 at Arkansas
Neutral:.....	0-0 at Arkansas
Opponent Scores 50-59 Points:	24-1
- At Arkansas	6-0
Home:.....	17-1 at Arkansas
Away:.....	6-0 at Arkansas
Neutral:.....	1-0 at Arkansas
Opponent Scores 60-69 Points:	54-6
- At Arkansas	10-0
Home:.....	33-0 at Arkansas
Away:.....	12-2 at Arkansas
Neutral:.....	9-4 at Arkansas
Opponent Scores 70-79 Points:	39-17
- At Arkansas	7-7
Home:.....	21-5 at Arkansas
Away:.....	12-10 at Arkansas
Neutral:.....	6-2 at Arkansas
Opponent Scores 80-89 Points:	13-14
- At Arkansas	1-4
Home:.....	5-3 at Arkansas
Away:.....	6-10 at Arkansas
Neutral:.....	3-1 at Arkansas
Opponent Scores 90-99 Points:	2-4
- At Arkansas	1-1
Home:.....	2-2 at Arkansas
Away:.....	0-1 at Arkansas
Neutral:.....	0-1 at Arkansas
Opponent Scores 100 or More Points:	1-2
- At Arkansas	0-0
Home:.....	0-0 at Arkansas
Away:.....	1-2 at Arkansas
Neutral:.....	0-0 at Arkansas

MUSSELMAN RECORD BREAKDOWN

OVERALL:	139-47
- AT ARKANSAS.....	29-13
Home:.....	80-10.....22-5 at Arkansas
Away:.....	39-27.....5-8 at Arkansas
Neutral:.....	20-10.....2-0 at Arkansas
CONFERENCE GAMES:	62-30
- AT ARKANSAS.....	8-12
Home:.....	36-10.....5-5 at Arkansas
Away:.....	26-20.....3-7 at Arkansas
VS RANKED TEAMS:...	2-6
AS RANKED TEAM:.....	38-12
- AT ARKANSAS.....	0-3
- AT ARKANSAS.....	0-0
Home:.....	0-3 / 0-3 at Ark
Away:.....	0-1 / 0-0 at Ark
Neutral:.....	2-2 / 0-0 at Ark
Home:.....	18-1 / 0-0 at Ark
Away:.....	14-6 / 0-0 at Ark
Neutral:.....	8-5 / 0-0 at Ark
RECORD BY MONTH:	
November:.....	34-4.....9-0 at Arkansas
December:.....	32-8.....11-1 at Arkansas
January:.....	28-11.....4-5 at Arkansas
February:.....	25-12.....3-6 at Arkansas
March:.....	18-12.....2-1 at Arkansas
April:.....	1-0.....0-0 at Arkansas
WHEN LEADING AT HALFTIME:	107-5
at Arkansas.....	24-1
WHEN TRAILING AT HALFTIME:	30-41
at Arkansas.....	5-12
WHEN TIED AT HALFTIME:	2-1
at Arkansas.....	0-0
OUT-REBOUNDING OPP:	81-10
at Arkansas.....	11-0
BEING OUT-REBOUNDED:	50-34
at Arkansas.....	17-12
REBOUNDS ARE EVEN:	8-2
at Arkansas.....	1-1
WHEN SCORING FIRST:	82-20
at Arkansas.....	16-4
WHEN OPPONENT SCORES FIRST:	57-27
at Arkansas.....	13-9
ONE-POSSESSION GAMES:	16-12
at Arkansas.....	1-4
OVERTIME GAMES:	7-6
at Arkansas.....	1-3
GAMES DECIDED BY 1-5 PTS OR LESS:	28-19
at Arkansas.....	4-5
GAMES DECIDED BY 6-10 PTS:	21-13
at Arkansas.....	6-5
GAMES DECIDED BY 11-19 PTS:	43-10
at Arkansas.....	10-2
GAMES DECIDED BY 20-PLUS PTS:	37-5
at Arkansas.....	9-1
SHOOTING 50 PERCENT OR BETTER:	45-1
at Arkansas.....	7-0
SHOOTING PCT. BETTER THAN OPP:	112-8
at Arkansas.....	23-3
SHOOTING PCT. WORSE THAN OPP:	25-38
at Arkansas.....	5-10
SHOOTING PCT. SAME AS OPP:	1-1
at Arkansas.....	0-0
OUT-SCORING OPP BENCH:	66-3
at Arkansas.....	13-2
OUT-SCORED BY OPP BENCH:	67-35
at Arkansas.....	14-11
BENCH SCORING EVEN:	6-0
at Arkansas.....	2-0

MOST POINTS BY A MUSSELMAN TEAM

NOTE: MISSING RESULTS FROM RAPID CITY (CBA) AND FLORIDA (USBL)

142	Arkansas	Mississippi Valley State	11/25/20	W, 142-62
138	LA D-Fenders	Erie BayHawks	02/06/12	W, 138-107
135	LA D-Fenders	Stockton Kings	11/28/11	W, 135-103
135	Sacramento	Charlotte Bobcats	02/28/07	W, 135-120
135	Golden State	Orlando Magic	11/16/02	W, 135-92
133	Golden State	at Milwaukee Bucks	03/08/03	L, 133-138 (OT)
132	LA D-Fenders	Rio Grande Valley Vipers	12/05/11	W, 132-126
128	Sacramento	Los Angeles Lakers	12/29/06	L, 128-132 (OT)
128	Golden State	Utah Jazz	04/08/03	W, 128-102
127	LA D-Fenders	Canton Charge	01/30/12	W, 127-87
127	Reno	Idaho Stampede	12/01/10	W, 127-117
126	Reno	Rio Grande Valley Vipers	004/20/11	L, 126-134

PLAYER GAME HIGHS:

MOST POINTS:	
at Nevada:	45 Jordan Caroline at New Mexico 01/07/17
	40 Jordan Caroline at Colorado St 02/06/19
	37 D.J. Fenner vs UNLV 02/08/17
	34 Marquize Coleman at Hawai'i 11/16/15
	33 Caleb Martin at Utah 12/29/18
	32 Marcus Marshall at Wyoming 01/14/17
	32 Marcus Marshall at Washington 12/11/16
	32 Tyrone Criswell vs Eastern Washington 03/21/16
	30 4x
at Arkansas:	41 Mason Jones vs Tulsa 12/14/19
	40 Mason Jones vs Auburn 02/04/20
	38 Mason Jones vs Miss State 02/15/20
	37 Mason Jones vs Tennessee 02/26/20
	36 Mason Jones vs LSU 03/04/20
	34 Mason Jones vs South Carolina 01/29/20
	34 Isaiah Joe at Ole Miss 01/11/20
	33 Isaiah Joe vs Texas Southern 11/19/19
	32 Mason Jones vs Rice 11/05/19
	30 Mason Jones at Texas A&M 03/07/20
	30 Mason Jones at Alabama 02/01/20
	30 Jimmy Whitt Jr. vs Vanderbilt 01/15/20
SEC Game:	40 Mason Jones vs Auburn 02/04/20
SEC Tourney:	22 Mason Jones vs Vanderbilt 03/11/20
NCAA Tourney:	--
Bud Walton:	41 Mason Jones vs Tulsa 12/14/19
Road Game:	34 Isaiah Joe at Ole Miss 01/11/20
Neutral Site:	22 Mason Jones vs Vanderbilt 03/11/20
Ranked Opp:	40 Mason Jones vs Auburn 02/04/20
Frosh:	23 Moses Moody vs Miss Valley 12/02/20
Soph:	34 Isaiah Joe at Ole Miss 01/11/20
Junior:	41 Mason Jones vs Tulsa 12/14/19
Senior:	30 Jimmy Whitt Jr. vs Vanderbilt 01/15/20
Season Opener:	32 Mason Jones vs Rice 11/05/19
SEC Opener:	17 Isaiah Joe & Mason Jones vs TX A&M 01/04/20
MOST FIELD GOALS MADE:	
at Nevada:	17 Jordan Caroline at New Mexico 01/07/17
	13 Cody Martin vs Utah State 02/17/18
	12 Jordan Caroline at UNLV 02/25/17
	12 Cameron Oliver vs Eastern Washington 03/21/16
	12 D.J. Fenner v UNLV 02/08/17
at Arkansas:	14 Jimmy Whitt Jr. vs Vanderbilt 01/15/20
	12 Mason Jones vs Auburn 02/04/20
	12 Mason Jones vs Tulsa 12/14/19
	12 Mason Jones vs Rice 11/05/19
	11 Mason Jones vs Tennessee 02/26/20
	11 Isaiah Joe at Ole Miss 01/11/20
	11 Jimmy Whitt Jr. vs South Dakota 11/19/19
	11 Jimmy Whitt Jr. at Alabama 02/01/20
MOST 3-POINTERS MADE:	
at Nevada:	8 Marcus Marshall at UNLV 02/25/17
	7 6x
at Arkansas:	8 Mason Jones at Texas A&M 03/07/20
	7 Isaiah Joe at Ole Miss 01/11/20
	6 Isaiah Joe at Texas A&M 03/07/20
	6 Isaiah Joe at Indiana 12/29/19
	6 Isaiah Joe vs Texas Southern 11/19/19
MOST FREE THROWS MADE:	
at Nevada:	15 Marcus Marshall vs Boise State 02/22/17
	15 Marquize Coleman vs UNLV 01/23/16
	15 Marquize Coleman at Hawai'i 11/16/15
	14 Jordan Caroline vs Rhode Island 11/13/17
	14 Marcus Marshall at Wyoming 01/14/17
at Arkansas:	18 Mason Jones vs Miss State 02/15/20
	15 Mason Jones vs South Carolina 01/29/20
	12 Mason Jones vs LSU 03/04/20
	12 Isaiah Joe vs Tennessee 02/26/20
	12 Mason Jones vs Tulsa 12/14/19
	11 Jimmy Whitt Jr. at Tennessee 02/11/20
	11 Mason Jones at Missouri 02/08/20
	11 Mason Jones vs Auburn 02/04/20
MOST REBOUNDS:	
at Nevada:	24 Cameron Oliver vs Fresno State 02/1/16
	21 Cameron Oliver at UNLV 02/20/16
	17 Cameron Oliver vs Colorado State 03/04/17
	16 6x
at Arkansas:	17 Justin Smith vs Oral Roberts 12/20/20
	16 Connor Vanover vs North Texas 11/28/20
	15 Jimmy Whitt Jr. vs LSU 03/04/20
	12 Mason Jones vs South Carolina 01/29/20
	12 Jimmy Whitt Jr. at Western Ky 12/07/19
	11 Reggie Chaney at Missouri 02/08/20
	11 Reggie Chaney at Alabama 02/01/20
	11 Reggie Chaney vs Northern Ky 11/30/19
	11 Adrio Bailey vs Montana 11/16/19
SEC Game:	15 Jimmy Whitt Jr. vs LSU 03/04/20
SEC Tourney:	7 Jimmy Whitt Jr. vs Vanderbilt 03/11/20
NCAA Tourney:	--
Bud Walton:	17 Justin Smith vs Oral Roberts 12/20/20
Road Game:	12 Jimmy Whitt Jr. at Western Ky 12/07/19

Effort. Energy. Enthusiasm.

Neutral Site: 9 Mason Jones vs Valpo 12/21/19
 Ranked Opp: 7 Jimmy Whitt and Adrio Bailey vs Auburn 02/04/20
Frosh: 10 (2x) last by Moses Moody vs Mizzou 01/02/21
Soph: 16 Connor Vanover vs North Texas 11/28/20
 Junior: 12 Mason Jones vs South Carolina 01/29/20
Senior 17 Justin Smith vs Oral Roberts 12/20/20
Season Opener: 10 Jaylin Williams vs Miss Valley 11/25/20
 SEC Opener 6 Mason Jones vs Texas A&M 01/04/20

MOST OFFENSIVE REBOUNDS:

at Nevada:	11 A.J. West at Pacific 11/21/15
	8 Cameron Oliver vs Fresno State 02/1/16
at Arkansas:	10 Justin Smith vs Oral Roberts 12/12/20
	6 Justin Smith vs UT Arlington 12/02/20
	6 Reggie Chaney at Missouri 02/08/20
	5 Jalen Tate vs Abilene Christian 12/20/20
	5 Reggie Chaney at Alabama 02/01/20
	5 Adrio Bailey vs Montana 11/16/19

MOST DEFENSIVE REBOUNDS:

at Nevada:	16 Cameron Oliver vs Fresno State 02/1/16
	14 Cameron Oliver vs Colorado State 03/04/17
	14 Cameron Oliver at Wyoming 01/14/17
	13 Cameron Oliver vs Colorado State 03/11/17
	13 Cameron Oliver at Air Force 02/15/17
at Arkansas:	14 Connor Vanover vs North Texas 11/28/20
	14 Jimmy Whitt Jr. vs LSU 03/04/20
	11 Mason Jones vs South Carolina 01/29/20
	9 Connor Vanover vs UCA 12/12/12
	9 Connor Vanover vs Southern 12/09/20
	9 Connor Vanover vs Lipscomb 12/05/20
	9 Jimmy Whitt Jr. at Western Ky 12/07/19
	9 Reggie Chaney vs Northern Ky 11/30/19
	9 Isaiah Joe at Georgia Tech 11/25/19

MOST ASSISTS:

at Nevada:	11 Cody Martin vs BYU 11/06/18
	11 Cody Martin vs Colorado State 02/25/18
	11 Marquize Coleman vs Holy Names 11/30/15
	10 Cody Martin vs Little Rock 11/16/18
	10 Cody Martin vs Pacific 11/09/18
	10 Marcus Marshall vs Colorado State 03/04/17
at Arkansas:	11 Jalen Tate vs UCA 12/12/12
	9 Mason Jones at Ole Miss 01/11/20
	8 Mason Jones vs Vanderbilt 01/15/20
	7 Isaiah Joe vs Rice 11/05/19

SEC Game: 9 Mason Jones at Ole Miss 01/11/20
 SEC Tourney: 6 Mason Jones vs Vanderbilt 03/11/20
 NCAA Tourney: --
Bud Walton: 11 Jalen Tate vs Central Arkansas 12/12/12
 Road Game: 9 Mason Jones at Ole Miss 01/11/20
 Neutral Site: 6 Mason Jones vs Vanderbilt 03/11/20
 Ranked Opp: 2 3x
Frosh: 4 Khaleen Robinson vs Lipscomb 12/05/20
 Soph: 7 Isaiah Joe vs Rice 11/05/19
 Junior: 9 Mason Jones at Ole Miss 01/11/20
Senior: 11 Jalen Tate vs Central Arkansas 12/12/12
 Season Opener: 7 Isaiah Joe vs Rice 11/05/19
 SEC Opener 5 Jalen Harris vs Texas A&M 01/04/20

MOST STEALS:

at Nevada:	5 Caleb Martin vs California Baptist 11/19/18
	5 Jordan Caroline at San Diego St 02/12/17
	5 Marquize Coleman at New Mexico 12/30/15
	4 17x
at Arkansas:	5 Mason Jones at Georgia Tech 11/25/19
	5 Isaiah Joe vs Texas Southern 11/19/19
	5 Mason Jones vs Rice 11/05/19
	4 9x last JD Notae at Auburn 12/30/20

SEC Game: 4 (3x) last JD Notae at Auburn 12/30/20
 SEC Tourney: 3 Mason Jones vs Vanderbilt 03/11/20
 NCAA Tourney: --
 Bud Walton: 5 Mason Jones vs Rice 11/05/19
 Road Game: 5 Mason Jones at Georgia Tech 11/25/19
 Neutral Site: 3 3x
 Ranked Opp: 4 Desi Sills vs Auburn 02/04/20
Frosh: 3 (4x) last by Davonte Davis 01/02/21
 Soph: 5 Isaiah Joe vs Texas Southern 11/19/19
 Junior: 5 Mason Jones (2x)
 Senior: 4 2x
 Season Opener: 5 Mason Jones vs Rice 11/05/19
 SEC Opener 3 Mason Jones vs Texas A&M 01/04/20

MOST BLOCKED SHOTS:

at Nevada:	6 Cameron Oliver vs Morehead State 04/01/16
	5 7x
at Arkansas:	6 Connor Vanover vs North Texas 11/28/20
	5 Adrio Bailey vs Valpo 12/21/19
	5 Adrio Bailey vs Texas Southern 11/19/19
	4 Connor Vanover vs Lipscomb 12/05/20
	4 Adrio Bailey at LSU 01/07/820

SEC Game: 4 Adrio Bailey at LSU 01/08/20
 SEC Tourney: 3 Henderson & Chaney vs Vanderbilt 03/11/20
 NCAA Tourney: --
Bud Walton: 6 Connor Vanover vs North Texas 11/28/20
 Road Game: 3 Reggie Chaney at Western Ky 12/07/19
 Neutral Site: 5 Adrio Bailey vs Valpo 12/21/19

Effort. Energy. Enthusiasm.

Ranked Opp: 2 Adrio Bailey & Jimmy Whitt Jr., vs Kentucky 01/18/20

Frosh: 2 Jaylin Williams (2x) last vs Mizzou 01/02/21

Soph: 6 Connor Vanover vs North Texas 11/28/20

Junior: 3 JD Notae vs Oral Roberts 12/20/20

Senior: 5 Adrio Bailey 2x

Season Opener: 3 Connor Vanover vs Miss Valley 11/25/20

SEC Opener 1 Adrio Bailey & Jimmy Whitt vs TX A&M 01/04/20

TEAM GAME HIGHS:

MOST POINTS:

at Nevada:	119	vs Fresno State 12/09/15	W, 119-70
	110	vs UMass 11/23/18	W, 110-87
	108	vs Holy Names 11/30/15	W, 108-57
	105	at New Mexico 01/07/17	W, 105-104 (OT)
	104	vs UNLV 02/08/17	W, 104-77
	103	at Wyoming 01/24/18	L, 103-104 (2OT)
	102	vs Fresno State 01/31/18	W, 102-92
	101	at UNLV 02/28/18	W, 101-75
	100	vs Colorado State 01/23/19	W, 100-60
at Arkansas:	142	vs Mississippi Valley 11/25/20	W, 142-62
	100	vs UCA 12/12/12	W, 100-75
	99	vs LSU 03/04/20	W, 99-90
	98	vs Tulsa 12/14/19	W, 98-79
	91	vs Rice 11/05/19	W, 91-43

MOST FIELD GOALS MADE:

at Nevada:	40	vs UMass 11/23/18	
	40	vs Fresno State 12/09/15	
	40	vs Holy Names 11/30/15	
	38	vs San Jose State 01/09/19	
	38	vs UNLV 02/08/17	
at Arkansas:	48	vs Mississippi Valley 11/25/20	
	40	vs Central Arkansas 12/12/12	
	37	vs Rice 11/05/19	
	34	vs Tulsa 12/14/19	
	33	vs Lipscomb 12/05/20	
	32	at Auburn 12/30/20	

MOST FIELD GOALS ATTEMPTED:

at Nevada:	80	at UNLV 02/20/16	
	77	vs Colorado State 02/25/18	
	75	at New Mexico 01/07/17	
	74	vs Wyoming 01/03/18	
	74	at Wyoming 01/24/18	
	74	at Pacific 11/21/15	
at Arkansas:	86	vs Mississippi Valley 11/25/20	
	77	vs Oral Roberts 12/20/20	
	76	vs Central Arkansas 12/12/12	
	71	vs Missouri 01/02/21	
	71	vs Texas Southern 11/19/19	
	67	vs Southern 12/09/20	
	67	at Western Kentucky 12/07/19	
	67	vs Rice 11/05/19	

BEST FIELD GOAL PERCENTAGE:

at Nevada:	.615 (40-65)	vs UMass 11/23/18	
	.597 (40-67)	vs Fresno State 12/09/15	
	.597 (40-67)	vs Holy Names 11/30/15	
	.593 (32-54)	at Utah State 02/17/18	
	.589 (33-56)	vs Fresno State 01/31/18	
	.582 (32-55)	at Loyola-Chicago 11/27/18	
at Arkansas:	.567 (34-60)	vs Tulsa 12/14/19	
	.558 (48-86)	vs Mississippi Valley 11/25/20	
	.552 (37-67)	vs Rice 11/05/19	
	.540 (27-50)	vs TCU 01/25/20	
	.526 (40-76)	vs Central Arkansas 12/12/12	
	.500 (33-66)	vs Lipscomb 12/05/20	
	.500 (28-56)	vs LSU 03/04/20	
	.490 (25-51)	vs Vanderbilt 03/11/20	
	.492 (32-65)	at Auburn 12/30/20	

MOST 3-POINT FIELD GOALS MADE:

at Nevada:	17	at Pacific 11/18/17	
	15	vs Pacific 11/09/18	
	15	at Air Force 01/06/18	
	15	at Santa Clara 11/15/17	
	15	at New Mexico 01/07/17	
at Arkansas:	20	vs Mississippi Valley 11/25/20	
	14	at Texas A&M 03/07/20	
	12	vs Central Arkansas 12/12/12	
	12	vs Vanderbilt 03/11/20	
	12	vs Missouri 02/22/20	
	12	at Indiana 12/29/19	
	11	vs Southern 12/09/20	
	11	vs Lipscomb 12/05/20	
	11	vs Tulsa 12/14/19	

MOST 3-POINT FIELD GOALS ATTEMPTED:

at Nevada:	39	vs South Dakota State 12/15/18	
	37	at Fresno State 01/12/19	
	37	vs San Jose State 02/21/18	
	34	vs San Jose State 01/09/19	
	34	at Pacific 11/18/17	
at Arkansas:	40	vs Mississippi Valley 11/25/20	
	34	vs Lipscomb 12/05/20	

33	vs Southern 12/09/20
32	at Texas A&M 03/07/20
31	at Indiana 12/29/19
30	vs Central Arkansas 12/12/12
30	vs Tulsa 12/14/19
30	at Western Kentucky 12/07/19

BEST 3-POINT FIELD GOAL PERCENTAGE:

at Nevada:	.600 (6-10)	vs Morehead State 03/30/16	
	.588 (10-17)	at Fresno State 12/27/17	
	.579 (11-19)	vs Southern Illinois 12/22/17	
	.550 (11/20)	vs Oakland 11/23/16	
	.542 (13-24)	at UNLV 02/28/18	
	.542 (13-24)	at Air Force 02/15/17	
at Arkansas:	.667 (6-9)	vs TCU 01/25/20	
	.500 (20-40)	vs Mississippi Valley 11/25/20	
	.480 (12-25)	vs Missouri 02/22/20	
	.438 (14-32)	at Texas A&M 03/07/20	
	.429 (12-28)	vs Vanderbilt 03/11/20	
	.400 (12-30)	vs Central Arkansas 12/12/12	
	.400 (10-25)	vs Auburn 02/04/20	
	.400 (10-25)	vs Rice 11/05/19	
	.400 (8-20)	at Ole Miss 01/11/20	

MOST FREE THROWS MADE:

at Nevada:	39	vs Morehead State 04/01/16	
	36	vs Rhode Island 11/13/17	
	35	vs Tulsa 11/22/18	
	31	at Wyoming 01/14/17	
	30	at Wyoming 01/24/18	
at Arkansas:	36	vs LSU 03/04/20	
	28	at Missouri 02/08/20	
	27	vs Tennessee 02/26/20	
	26	vs Mississippi Valley 11/25/20	
	26	at Tennessee 02/11/20	
	26	vs South Carolina 01/29/20	

MOST FREE THROWS ATTEMPTED:

at Nevada:	45	vs Morehead State 04/01/16	
	44	vs Rhode Island 11/13/17	
	43	at Pacific 11/21/15	
	42	vs Tulsa 11/22/18	
at Arkansas:	54	vs LSU 03/04/20	
	40	vs South Carolina 01/29/20	
	39	at Missouri 02/08/20	
	36	at Tennessee 02/11/20	
	34	vs Missouri 01/02/21	
	33	vs Mississippi Valley 11/25/20	
	33	vs Tennessee 02/26/20	
	31	at Auburn 12/30/20	

BEST FREE THROW PERCENTAGE:

at Nevada:	.929 (13-14)	vs Loyola-Chicago 03/22/18	
	.929 (13-14)	at Cal State Fullerton 11/28/15	
	.900 (18-20)	at Pacific 11/18/17	
	.889 (16-18)	at Fresno State 12/27/17	
	.885 (23-26)	vs Montana 03/16/16	
	.885 (23-26)	at Hawai'i 11/16/15	
	.882 (15-17)	vs Utah State 03/09/17	
at Arkansas:	.944 (17-18)	at LSU 01/08/20	
	.917 (11-12)	vs South Dakota 11/22/19	
	.889 (16-18)	vs Austin Peay 12/03/19	
	.885 (23-26)	vs Mississippi State 02/15/20	
	.833 (20-24)	vs North Texas 11/12/19	
	.818 (27-33)	vs Tennessee 02/26/20	
	.815 (22-27)	at Ole Miss 01/11/20	
	.800 (24-30)	vs Abilene Christian 12/20/20	
	.800 (16-20)	vs Missouri 02/22/20	

MOST REBOUNDS:

at Nevada:	61	at Pacific 11/21/15	
	60	vs Fresno Pacific 12/09/15	
	57	vs Fresno State 02/13/16	
	53	at UNLV 02/20/16	
	50	vs San Jose State 12/28/16	
at Arkansas:	58	Oral Roberts 12/20/20	
	58	vs Mississippi Valley 11/25/20	
	54	vs Lipscomb 12/05/20	
	46	vs Southern 12/09/20	
	45	vs Rice 11/05/19	
	43	vs UT Arlington 12/02/20	
	42	vs Valparaiso 12/21/19	
	40	vs North Texas 11/28/20	

MOST OFFENSIVE REBOUNDS:

at Nevada:	25	at Pacific 11/21/15	
	19	vs Fresno Pacific 12/09/15	
	19	vs Fresno State 02/13/16	
	19	vs Florida 03/21/19	
at Arkansas:	24	vs Oral Roberts 12/20/20	
	20	vs Mississippi Valley 11/25/20	
	17	vs UT Arlington 12/02/20	
	16	vs Missouri 01/02/21	
	14	vs Abilene Christian 12/20/20	
	14	vs Montana 11/16/19	
	13	at Auburn 12/30/20	
	13	vs Southern 12/09/20	
	12	vs North Texas 11/28/20	

MOST DEFENSIVE REBOUNDS:

at Nevada:	43	vs Fresno State 02/13/16	
	42	vs San Jose State 12/28/16	
	41	vs Fresno Pacific 12/09/15	
	40	vs Little Rock 11/16/18	
	38	vs Mew Mexico 02/09/19	
at Arkansas:	44	vs Lipscomb 12/05/20	
	38	vs Mississippi Valley 11/25/20	
	36	vs Valparaiso 12/21/19	
	35	vs Rice 11/05/19	
	34	vs Oral Roberts 12/20/20	
	33	vs Southern 12/09/20	

MOST ASSISTS:

at Nevada:	29	vs Holy Names 11/30/15	
	27	at Santa Clara 11/15/17	
	25	vs Illinois State 11/29/17	
	25	at New Mexico 01/07/17	
	24	vs UC Davis 12/19/17	
at Arkansas:	26	vs Central Arkansas 12/12/12	
	26	vs Mississippi Valley 11/25/20	
	19	vs Vanderbilt 01/15/20	
	19	vs Rice 11/05/19	
	18	vs Tulsa 12/14/19	
	18	vs Northern Kentucky 11/30/19	
	17	vs Lipscomb 12/05/20	
	17	vs Vanderbilt 03/11/20	

MOST STEALS:

at Nevada:	15	vs San Jose State 01/09/19	
	15	vs Utah State 01/02/19	
	12	vs New Mexico 01/28/17	
	13	at New Mexico 12/30/15	
	11	4x	
at Arkansas:	15	at Georgia Tech 11/25/19	
	14	vs Auburn 02/04/20	
	14	vs Rice 11/05/19	
	13	Missouri 01/02/21	
	13	at Auburn 12/30/20	
	13	vs Texas Southern 11/19/19	
	12	vs Tulsa 12/14/19	
	11	4x	

MOST BLOCKED SHOTS:

at Nevada:	11	at Oregon State 12/05/15	
	10	at Wyoming 01/20/16	
	10	vs Holy Names 11/30/15	
	9	vs UNLV 03/08/18	
	9	at New Mexico 01/07/17	
	8	3x	
at Arkansas:	10	vs Texas Southern 11/19/19	
	8	vs Central Arkansas 12/12/20	
	8	vs Southern 12/09/20	
	8	vs North Texas 11/28/20	
	8	at Texas A&M 03/07/20	
	8	vs Valparaiso 12/21/19	
	7	vs Oral Roberts 12/20/20	
	7	vs Lipscomb 12/05/20	
	7	vs Vanderbilt 03/11/20	
	7	vs Tulsa 12/14/19	

MOST TURNOVERS:

at Nevada:	21	at Texas Tech 12/05/17	
	21	vs Morehead State 03/30/16	
	20	vs Fresno Pacific 12/09/15	
	20	at San Diego State 03/11/16	
	17	3x	
at Arkansas:	21	vs Rice 11/05/19	
	20	vs Austin Peay 12/03/19	
	19	vs Valparaiso 12/21/19	
	16	vs North Texas 11/28/20	
	16	at Texas A&M 03/07/20	
	16	vs South Carolina 01/29/20	
	16	at Western Kentucky 12/07/19	

MOST FOULS:

at Nevada:	38	at Wichita State 12/22/15	
	30	at New Mexico 01/07/17	
	30	at New Mexico 12/30/15	
	28	at Utah State 03/02/19	
at Arkansas:	32	at Missouri 02/08/20	
	28	Missouri 01/02/21	
	28	at Texas A&M 03/07/20	
	26	at Tennessee 02/11/20	
	23	vs South Carolina 01/29/20	
	23	at Mississippi St. 01/22/20	
	23	at Western Kentucky 12/07/19	

OPPONENT GAME HIGHS (at Ark):

POINTS	99	at Georgia 02/29/20
	90	vs LSU 03/04/20
	86	at Western Kentucky 12/07/19
	85	at Auburn 12/30/20
FG MADE	38	at Georgia 02/29/20
	31	vs LSU 03/04/20
	31	at Western Kentucky 12/07/19
FG ATTEMPTS	72	vs Mississippi Valley 11/25/20
	72	vs Valparaiso 12/21/19
	70	vs LSU 03/04/20
	67	at Georgia 02/29/20
	67	at Western Kentucky 12/07/19
FG PCT	.588 (30-51)	vs Mississippi State 02/15/20
	.567 (38-67)	at Georgia 02/29/20
	.519 (28-54)	at Auburn 12/30/20
	.509 (28-55)	vs South Carolina 01/29/20
	.500 (23-46)	at Florida 02/18/20
3 PT MADE	15	at Auburn 12/30/20
	13	vs Mississippi Valley 11/25/20
	11	vs LSU 03/04/20
	10	at Georgia 02/29/20
	9	vs Central Arkansas 12/12/20
3 PT ATT	39	vs Mississippi Valley 11/25/20
	31	vs Auburn 02/04/20
	31	at Alabama 02/01/20
	29	at Auburn 12/30/20
	29	vs Oral Roberts 12/20/20
	27	vs LSU 03/04/20
	26	vs Central Arkansas 12/12/20

IN FIVE YEARS AS A COLLEGIATE HEAD COACH

- » Led the NCAA in 3-pt FG Pct Defense (2020)
- » Led the NCAA in Free Throws Made (2016)
- » Ranked 1st (3x) or 2nd (2x) five times in the league in FT Made
- » Ranked 1st (3x) or 2nd (2x) five time in the league in FT Attempts
- » 5x - Ranked among NCAA top 25 in FT Made AND FT Attempts
- » 4x - Led the league in Fewest Turnovers (2017, '18, '19, '20)
- » 3x - Led the league in Assist-To-TO Ratio (2017, '18, '19)
- » 3x - Led the league in Scoring Margin (2017, '18, '19)
- » 3x - Led the league in W-L Percentage (2017, '18, '19)
- » 3x - In NCAA top 20 in 3PTFG% Defense (2017, '18, '20)

OTHER TEAM HIGHLIGHTS

- » 2nd in the NCAA in Assist-To-TO Ratio (2018)
- » 2nd in the NCAA in Total Rebounds (2016)
- » 3rd in the NCAA in Total Blocked Shots (2016)
- » 4th in the NCAA in Rebound Margin (2016)
- » 4th in the NCAA in Fewest TO Per Gm (2018)
- » 7th in the NCAA in Blocks Per Game (2016)
- » 9th in the NCAA in Scoring Margin (2019)
- » 9th in the NCAA in Turnover Margin (2020)
- » 10th in the NCAA in Total Assists (2018)

PLAYER HIGHLIGHTS

- » 5 Players in the NBA over past two years
- » 4x - Player led his league in 3-PT FG Made AND 3-PT FG Attempts
- » 3x - Player led his league in points scored
- » 3 All-American Honors (Caleb Martin 2x, Mason Jones)
- » 2 Conference Players of the Year
- » 14 All-Conference Honors
- » 2 Conference Newcomers of the Year
- » 5 All-Defensive Team Honors
- » 1 Conference 6th Man Award
- » 1 Conference Defensive Player of the Year

3 PT PCT	.517 (15-29)	at Auburn 12/30/20
	.435 (10-23)	at Georgia 02/29/20
	.429 (3-7)	vs Mississippi State 02/15/20
	.407 (11-27)	vs LSU 03/04/20
	.400 (8-20)	at Texas A&M 03/07/20
FT MADE	34	at Missouri 02/08/20
	28	vs Missouri 01/02/21
	27	at Mississippi State 01/22/20
	25	at Ole Miss 01/11/20
FT ATTEMPTS	44	at Missouri 02/08/20
	39	vs Missouri 01/02/21
	33	vs South Carolina 01/29/20
	31	at Texas A&M 03/07/20
	31	at Mississippi State 01/22/20
	30	at Tennessee 02/11/20
	30	vs Auburn 02/04/20
FT PCT	.962 (25-26)	at Ole Miss 01/11/20
	.871 (27-31)	at Mississippi State 01/22/20
	.846 (11-13)	vs Austin Peay 12/03/19
	.840 (21-25)	at Florida 02/18/20
REBOUNDS	53	at LSU 01/08/20
	52	at Missouri 02/08/20
	51	vs Missouri 01/02/21
	47	vs Kentucky 01/18/20
	47	at Georgia Tech 11/25/19
OFF REB	23	at LSU 01/08/20
	16	at Missouri 02/08/20
	15	4x
DEF REB	41	vs Missouri 01/02/21
	37	at Georgia Tech 11/25/19
	35	vs Kentucky 01/18/20
	34	vs Valparaiso 12/21/19
	32	at Western Kentucky 12/07/19
	31	vs South Carolina 01/29/20
ASSISTS	17	at Tennessee 02/11/20
	15	at Texas A&M 03/07/20
	14	vs Missouri 01/02/21
	14	vs South Carolina 01/29/20
STEALS	10	vs Northern Kentucky 11/30/19
	9	vs Valparaiso 12/21/19
	9	vs Rice 11/05/19
	8	vs Vanderbilt 03/11/20
	8	at Missouri 02/08/20
BLOCKS	7	vs Oral Roberts 12/20/20
	6	vs Mississippi Valley 11/25/20
	6	vs Mississippi State 02/15/20
	6	at Tennessee 02/11/20
	6	at Alabama 02/01/20
	6	vs Texas Southern 11/19/19
	5	5x
TURNOVERS	27	vs Rice 11/05/19
	24	at Georgia Tech 11/25/19
	24	vs Texas Southern 11/19/19
	23	vs Montana 11/16/19
	21	vs Missouri 01/02/21
	21	vs Austin Peay 12/03/19
FOULS	35	vs LSU 03/04/20
	33	vs South Carolina 01/29/20
	29	vs Missouri 01/02/21
	27	at Missouri 02/08/20
	27	vs Valparaiso 12/21/19

ARKANSAS TEAM GAME LOWS:

FEWEST PTS	59	at Florida 02/18/20
	61	at Tennessee 02/11/20
	62	at Georgia Tech 11/25/19
	64	vs Montana 11/16/19
FEWEST FG	15	at Tennessee 02/11/20
	19	vs Missouri 01/02/21
	19	vs Kentucky 01/18/20
	20	vs North Texas 11/12/19
	20	vs Montana 11/16/19
FEWEST FGA	45	vs North Texas 11/12/19
	46	vs Austin Peay 12/03/19
	49	at Tennessee 02/11/20
LOWEST FG%	.268 (19-71)	vs Missouri 01/02/21
	.306 (15-49)	at Tennessee 02/11/20
	.333 (19-57)	vs Kentucky 01/18/20
	.370 (20-54)	vs Montana 11/16/19
	.373 (22-59)	at Georgia Tech 11/25/19
FEWEST 3PT FG	3	vs Northern Kentucky 11/30/19
	3	at Missouri 02/08/20
	3	at Florida 02/18/20
	4	vs Oral Roberts 12/20/20
	4	vs Montana 11/16/19
	4	vs South Dakota 11/22/19
	4	at Mississippi State 01/22/20

Effort. Energy. Enthusiasm.

FEWEST 3 FGA	9	vs TCU 01/25/20
	14	at Missouri 02/08/20
	16	4x
LOWEST 3 PT%	.167 (4-24)	vs Oral Roberts 12/20/20
	.167 (3-18)	vs Northern Kentucky 11/30/19
	.188 (3-16)	at Florida 02/18/20
	.200 (4-20)	vs Montana 11/16/19
	.200 (4-20)	vs South Dakota 11/22/19
	.200 (4-20)	at Mississippi State 01/22/20
FEWEST FT	6	at Mississippi State 01/22/20
	7	vs Rice 11/05/19
	8	vs Central Arkansas 12/12/20
	8	vs Southern 12/09/20
	8	vs Vanderbilt 01/15/20
	9	vs Lipscomb 12/05/20
	9	at Indiana 12/29/19
FEWEST FTA	8	vs Central Arkansas 12/12/20
	11	vs Rice 11/05/19
	11	at Mississippi State 01/22/20
	12	vs Lipscomb 12/05/20
	12	vs South Dakota 11/22/19
	12	at Indiana 12/29/19
LOWEST FT%	.471 (8-17)	vs Southern 12/09/20
	.533 (8-15)	vs Vanderbilt 01/15/20
	.545 (6-11)	at Mississippi State 01/22/20
	.615 (16-26)	vs Auburn 02/04/20
FEWEST REBS	23	vs Missouri 02/22/20
	24	vs North Texas 11/12/19
	24	at LSU 01/08/20
	25	at Texas A&M 03/07/20
FEWEST OFF REB	2	vs Missouri 02/22/20
	3	at LSU 01/08/20
	3	at Georgia Tech 11/25/19
	4	vs North Texas 11/12/19
FEWEST DEF REB	15	at Florida 02/18/20
	18	at Tennessee 02/11/20
	18	vs TCU 01/25/20
	19	vs Mississippi State 02/15/20
	19	vs Texas A&M 01/04/20
FEWEST ASSISTS	6	at Tennessee 02/11/20
	7	vs Missouri 01/02/21
	7	at Alabama 02/01/20
	8	4x
FEWEST STEALS	4	at Western Kentucky 12/07/19
	4	vs Mississippi State 02/15/20
	4	vs LSU 03/04/20
	5	8x
FEWEST BLOCKS	1	vs Northern Kentucky 11/30/19
	1	vs South Carolina 01/29/20
	1	vs Mississippi State 02/15/20
	1	at Florida 02/18/20
	2	7x
FEWEST TO	5	vs LSU 03/04/20
	6	at Georgia 02/29/20
	7	5x
FOULS	10	vs Southern 12/09/20
	12	vs Mississippi Valley 11/25/20
	14	vs North Texas 11/28/20
	14	vs Texas Southern 11/19/19
	14	vs Northern Kentucky 11/30/19
	14	vs Valparaiso 12/21/19

OPPONENT GAME LOWS (at Ark):

FEWEST PTS	43	vs Rice 11/05/19
	43	vs North Texas 11/12/19
	44	vs Southern 12/09/20
	46	vs Montana 11/16/19
FEWEST FG	15	vs Lipscomb 12/05/20
	16	vs Rice 11/05/19
	17	vs North Texas 11/12/19
	18	vs Southern 12/09/20
	18	vs Montana 11/16/19
FEWEST FGA	45	vs Texas A&M 01/04/20
	46	at Florida 02/18/20
	48	vs Vanderbilt 01/15/20
LOWEST FG%	.254 (15-59)	vs Lipscomb 12/05/20
	.286 (18-63)	vs Southern 12/09/20
	.286 (16-56)	vs Rice 11/05/19
	.321 (18-56)	vs Montana 11/16/19
FEWEST 3PT FG	1	vs Southern 12/09/20
	2	vs North Texas 11/28/20
	2	vs Rice 11/05/19
	2	vs North Texas 11/12/19
	2	vs Montana 11/16/19
	2	vs Texas Southern 11/19/19
	2	at Georgia Tech 11/25/19
FEWEST 3 FGA	7	vs Mississippi State 02/15/20
	11	vs Texas Southern 11/19/19
	12	vs South Dakota 11/22/19
	12	at Georgia Tech 11/25/19

LOWEST 3 PT%	.077 (1-13) .080 (2-25) .118 (2-17) .125 (2-16) .154 (2-13) .167 (2-12)	vs Southern 12/09/20 vs Rice 11/05/19 vs North Texas 11/12/19 vs Montana 11/16/19 vs North Texas 11/28/20 at Georgia Tech 11/25/19
FEWEST FT	3 7 7 7 8	vs Mississippi Valley 11/25/20 vs Southern 12/09/20 vs North Texas 11/12/19 vs Valparaiso 12/21/19 vs Montana 11/16/19
FEWEST FTA	6 10 11 12 12	vs Mississippi Valley 11/25/20 vs Southern 12/09/20 vs Valparaiso 12/21/19 vs Central Arkansas 12/12/20 vs North Texas 11/12/19
LOWEST FT%	.500 (9-18) .515 (17-33) .545 (12-22) .571 (8-14) .579 (11-19)	at Indiana 12/29/19 vs South Carolina 01/29/20 vs Vanderbilt 01/15/20 vs Montana 11/16/19 vs Texas Southern 11/19/19
FEWEST REBS	27 28 28 30 30 30 30	vs Rice 11/05/19 vs Abilene Christian 12/20/20 vs Mississippi State 02/15/20 vs UT Arlington 12/02/20 vs South Dakota 11/22/19 vs Austin Peay 12/03/19 vs Vanderbilt 01/15/20
FEWEST OFF REBS	4 4 5 5	vs Mississippi State 02/15/20 vs Vanderbilt 01/15/20 vs South Carolina 01/29/20 vs Northern Kentucky 11/30/19
FEWEST DEF REBS	20 20 20 20 21 21 22 22	vs Abilene Christian 12/20/20 vs UT Arlington 12/02/20 vs Tennessee 02/26/20 vs Austin Peay 12/03/19 vs TCU 01/25/20 vs Rice 11/05/19 vs Mississippi Valley 11/25/20 vs Vanderbilt 03/11/20
FEWEST ASSISTS	5 6 6 7 7 7	Southern 12/09/20 at Ole Miss 01/11/20 at Missouri 02/08/20 vs Rice 11/05/19 at Georgia Tech 11/25/19 at Florida 02/18/20
FEWEST STEALS	0 1 2 3	vs Vanderbilt 01/15/20 at LSU 01/08/20 at Georgia 02/29/20 8x last Missouri 01/02/21
FEWEST BLOCKS	0 0 0 1	Southern 12/09/20 vs North Texas 11/12/19 vs Austin Peay 12/03/19 9x last vs Missouri 01/02/21
FEWEST TO	7 9 10 10	vs Lipscomb 12/05/20 at Mississippi State 01/22/20 at Georgia 02/29/20 vs LSU 03/04/20
FEWEST FOULS	12 15 15 15 15 16	vs Central Arkansas 12/12/20 vs South Dakota 11/22/19 vs Texas A&M 01/04/20 at Mississippi State 01/22/20 at Texas A&M 03/07/20 3x

MUSS TEAMS IN THE NCAA/CONFERENCE STATS	2015-16	2016-17	2017-18	2018-19	2019-20
3-pt FG Att	176 / 8	37 / 2	29 / 2	51 / 2	115 / 5
A-Turnover Ratio	232 / 9	13 / 1	2 / 1	15 / 1	140 / 4
Assists/Gm	220 / 9	32 / 1	27 / 2	75 / 3	226 / 10
Blocks/Gm	7 / 1	64 / 3	74 / 2	100 / 2	84 / 9
Def Reb/Gm	19 / 1	31 / 2	92 / 6	31 / 2	287 / 12
Fewest Fouls	342 / 11	105 / 3	253 / 9	184 / 6	322 / 12
Fewest TO	335 / 11	59 / 1	24 / 1	21 / 1	59 / 1
FG Pct	251 / 9	146 / 5	60 / 3	68 / 4	147 / 6
FG Pct Defense	28 / 2	120 / 7	140 / 4	42 / 3	169 / 12
FT Attempts	2 / 1	13 / 1	16 / 2	16 / 1	8 / 2
FT Made	1 / 1	24 / 2	9 / 2	17 / 1	3 / 1
FT Pct	43 / 2	159 / 6	66 / 2	167 / 6	102 / 6
Off Reb/Gm	76 / 2	132 / 3	255 / 7	205 / 6	325 / 14
Fouls/Gm	275 / 8	35 / 1	95 / 1	126 / 3	311 / 11
Reb Margin	4 / 2	72 / 1	232 / 81	97 / 3	342 / 14
Scoring Defense	177 / 5	151 / 6	191 / 6	55 / 1	185 / 9
Scoring Margin	117 / 5	39 / 1	27 / 1	9 / 1	70 / 4
Scoring Offense	113 / 5	37 / 1	18 / 2	28 / 1	56 / 5
Steals/Gm	98 / 3	262 / 8	174 / 6	172 / 4	41 / 1
3 Pt FG Defense	59 / 2	18 / 2	20 / 1	113 / 3	1 / 1
3 PT FG/Game	323 / 11	33 / 2	31 / 3	74 / 3	143 / 4
3 PT FG Pct	314 / 11	42 / 1	26 / 2	155 / 6	175 / 5
3 PT FGM	251 / 9	22 / 2	15 / 2	59 / 2	129 / 4
Total Assists	112 / 2	30 / 2	10 / 1	69 / 2	251 / 10
Total Blocks	3 / 1	50 / 3	44 / 1	88 / 2	81 / 7
Total Rebounds	2 / 1	25 / 3	44 / 2	63 / 2	306 / 14
Total Rebs/Gm	18 / 1	41 / 1	171 / 6	72 / 4	322 / 14
Total Steals	40 / 3	208 / 9	85 / 2	157 / 4	34 / 1
Turnover Margin	184 / 5	169 / 7	22 / 2	22 / 1	9 / 1
Turnovers Forced	154 / 5	306 / 10	191 / 6	127 / 3	29 / 1
Fewest TO/Gm	208 / 7	26 / 2	4 / 1	13 / 1	47 / 1
W-L Pct	93 / 3	17 / 1	17 / 1	7 / 1	89 / 5



JUSTIN SMITH

Gr.Sr. | F | 6-7 | 230

Buffalo Grove, Ill. | Indiana Univ.



@justinsmith3_

@justinsmith3_

• Rated the 11th-best Graduate Transfer in the Nation by TheStadium.com.

• Played in all of Indiana's 98 games (with 73 starts) over the previous three years ... Led the team in minutes and steals in 2019-20 ... Earned 2019 Academic All-Big Ten.

• Injured his right ankle in the first half at Auburn ... While he return in the first half, he did not play the second half and is he is questionable for Missouri.

• Scored the first points of the game in each of the first four games and all within the first 13 seconds of the game.

• 2nd on the team and 11th in SEC in overall rebound average (7.1).

• Had 10 off rebs vs ORU ... 41st in NCAA/3rd in SEC in offensive boards (3.44).

2020-21 HIGHLIGHTS:

• Scored Arkansas' first points of the 2020-21 season ... Finished with 13 — with 3 dunks — versus Mississippi Valley and

tied career high with three steals.

• Led the Razorbacks with 18 points versus North Texas, making 2-of-3 from 3-point range, while adding six rebounds and three steals.

• Tied for the team lead with nine rebounds, including six offensive boards.

• Had two dunk versus Southern — Both making ESPN's Top 10 Plays.

• Posted Double-Double versus Oral Roberts ... Led all players with 22 points and a career-high 17 rebounds, including 10 offensive boards ... first Razorback with at least 22 points and 17 rebounds since Nick Davis had 22 points and 23 boards on Nov. 21, 1997 versus Jackson State.... Most rebounds by a Razorback since Mike Washington had 18 versus Florida in the 2009 SEC Tournament.

• Followed that with a 10-rebound performance versus Abilene Christian.

• Only played 11:47 at Auburn due to injury but had four points, four rebounds and an assist before exiting.

Arkansas head coach Eric Musselman announced prior to the Missouri game (Jan. 2) that graduate senior forward Justin Smith will be out three-to-six weeks after having successful right ankle arthroscopic debridement surgery on Jan. 1

Smith injured his ankle during the first half of Arkansas' SEC opener at Auburn (Wednesday - Dec. 30). While he returned to the floor in the first half, he sat out the second half in the 97-85 win.

JUSTIN SMITH 2020-21 GAME STATS

Opponent	Date	GS	Min	FG	FGA	Pct	3FG	3A	Pct	FT	FTA	Pct	O	D	Tot	Avg	PF	FO	A	TO	Blk	Stl	Pts	Avg
MISSISSIPPI VALLEY	11/25/20	*	20	6	9	.667	0	0	.000	1	3	.333	3	1	4	4.0	0	0	2	0	0	3	13	13.0
NORTH TEXAS	11/28/20	*	36	7	13	.538	2	3	.667	2	6	.333	3	3	6	5.0	2	0	1	2	1	3	18	15.5
UT ARLINGTON	12/02/20	*	35	4	15	.267	0	2	.000	3	4	.750	6	3	9	6.3	3	0	2	2	0	1	11	14.0
LIPSCOMB	12/05/20	*	18	3	5	.600	0	1	.000	3	4	.750	1	5	6	6.3	1	0	0	2	1	0	9	12.8
SOUTHERN U.	12/09/20	*	27	4	9	.444	0	1	.000	3	6	.500	3	1	4	5.8	1	0	2	2	1	0	11	12.4
CENTRAL ARKANSAS	12/12/20	*	27	6	14	.429	0	3	.000	0	0	.000	1	3	4	5.5	4	0	1	2	2	0	12	12.3
ORAL ROBERTS	12/20/20	*	39	9	20	.450	0	3	.000	4	5	.800	10	7	17	7.1	2	0	0	3	1	2	22	13.7
ABILENE CHRISTIAN	12/22/20	*	25	1	6	.167	0	0	.000	2	2	1.000	3	7	10	7.5	3	0	0	1	0	1	4	12.5
at Auburn	12/30/20	*	12	2	3	.667	0	0	.000	0	2	.000	1	3	4	7.1	1	0	1	1	0	0	4	11.6
MISSOURI	01/02/21	DNP-Inj																						
Totals		9	239	42	94	.447	2	13	.154	18	32	.563	31	33	64	7.1	17	0	9	15	6	10	104	11.6

JUSTIN SMITH CAREER STATISTICS

Year	GP	GS	Min	Avg	FG	FGA	Pct	3FG	3FGA	Pct	FT	FTA	Pct	Off	Def	Tot	Avg	PF	FO	Ass	TO	Blk	Stl	Pts	Avg
2017-18 (IND)	31	9	463	14.9	82	149	.550	3	10	.300	33	49	.673	43	55	98	3.2	58	1	7	34	10	7	200	6.5
2018-19 (IND)	35	32	866	24.7	122	246	.496	7	32	.219	36	70	.514	61	95	156	4.5	84	1	28	65	15	22	287	8.2
2019-20 (IND)	32	32	971	30.3	127	258	.492	10	38	.263	70	104	.673	62	103	165	5.2	66	0	29	50	10	31	334	10.4
2020-21 (ARK)	9	9	239	26.6	42	94	.447	2	13	.154	18	32	.563	31	33	64	7.1	17	0	9	15	6	10	104	11.6
TOTAL	107	82	2539	23.7	373	747	.499	22	93	.237	157	255	.616	197	286	483	4.5	225	2	73	164	41	70	925	8.6

Effort. Energy. Enthusiasm.

• Born: Mar. 1, 1999 in Highland Park, Ill.

• Parents: Edward and Lucy Smith

• Graduated in just 3 years from Indiana's Kelley School of Business (B.S.B.) - Spring of 2020

• Pursuing his master's in operations management at the University of Arkansas.

• Favorite TV show is The Office and he binge-watched Ozark during the pandemic

DOUBLE-DOUBLES (5)

FRESHMAN			
11/12/17 • HOWARD	16 pts	12 reb	(1)
SOPHOMORE			
01/22/19 • at Northwestern	10 pts	12 reb	(2)
02/02/19 • at Michigan St	13 pts	10 reb	
JUNIOR			
12/13/19 • NEBRASKA	16 pts	10 reb	(1)
SENIOR			
12/20/20 • ORAL ROBERTS	22 pts	17 reb	(1)

• 175 pts to 1,000	
• 17 rebs to 500	
• Led his team in Pts:	6
• Led his team in Rebs:	12
• CAREER: Double-figure Pts:	39
20-pt gms:	5
Double-figure Rebs:	7

PERSONAL BESTS

POINTS	
Season: 22	vs Oral Roberts (12/20/20)
Career: 24 (2x)	last vs Western Illinois (11/05/19)
SEC: 4	at Auburn (12/30/20)

FG MADE	
Season: 9	vs Oral Roberts (12/20/20)
Career: 11	vs Western Illinois (11/05/19)
SEC: 2	at Auburn (12/30/20)

FG ATTEMPTED	
Season: 20	vs Oral Roberts (12/20/20)
Career: 20	vs Oral Roberts (12/20/20)
SEC: 3	at Auburn (12/30/20)

3-POINT FG MADE	
Season: 2	vs North Texas (11/28/20)
Career: 3	vs Michigan State (03/02/19)
SEC: -	

3-PT FG ATTEMPTS	
Season: 3 (3x)	last vs Oral Roberts (12/20/20)
Career: 9	vs Michigan State (03/02/19)
SEC: -	

FT MADE	
Season: 4	vs Oral Roberts (12/20/20)
Career: 6	vs Nebraska (12/13/19)
SEC: -	

FT ATTEMPTED	
Season: 6	vs North Texas (11/28/20)
Career: 10	vs Nebraska (12/13/19)
SEC: 2	at Auburn (12/30/20)

REBOUNDS	
Season: 17	vs Oral Roberts (12/20/20)
Career: 17	vs Oral Roberts (12/20/20)
SEC: 4	at Auburn (12/30/20)

ASSISTS	
Season: 2 (2x)	last vs UT Arlington (12/02/20)
Career: 4	vs Ohio State (01/11/20)
SEC: 1	at Auburn (12/30/20)

STEALS	
Season: 3 (2x)	last vs North Texas (11/28/20)
Career: 3 (8x)	last vs North Texas (11/28/20)
SEC: -	

BLOCKED SHOTS	
Season: 2	vs Central Arkansas (12/20/20)
Career: 3	at Michigan State (02/02/19)
SEC: -	

MINUTES	
Season: 38:40	vs North Texas (11/28/20)
Career: 40:17	vs Nebraska (12/13/19)
SEC: 11:47	at Auburn (12/30/20)



JD NOTAE

R-Jr. | 6'6" | 195

Covington, Ga. | Jacksonville Univ.



@jdnotae

@dimebagnotae

1

- Born: Oct. 27, 1998 in Covington, Ga.
- Mother: Stacy Notae
- Scored 929 points in two seasons at Jacksonville
- 1st to contact Notae when entered transfer portal was Coach Muss at Nevada ... When Muss came Arkansas, Notae came on official visit, "I like what they had, a lot of togetherness."

• Rated the 29th-best "Sit-Out" Transfer in the Nation by ESPN.com for the 2020-21 season.

- Sat out the 2019-20 season at Arkansas due to NCAA transfer regulations.
- Played in 60 games in two seasons at Jacksonville, totaling 929 points ... Was **second team All-ASUN** as a sophomore and **ASUN Freshman of the Year**.

- Leads the SEC in 3-point FG attempts (63)
- Ranks among the SEC top 10 in FG Made (4th with 50) FT Made (7th with 35) 3PT Made (8th with 19).
- TALE OF 2 HALVES: 1st Half 5th leading scorer (5.1 ppg) FG: 19-51 (37.3%) 3PT: 6-25 (24.0%)
2nd Half leading scorer (10.3 ppg) FG: 31-71 (43.7%) 3PT: 13-38 (34.2%)
- Last Four Games: 24-of-28 (.757) at the free throw line.

2020-21 HIGHLIGHTS:

- Had a game-high seven assists with five rebounds in the season opener,
- Had 16 points and six rebounds versus North Texas, hitting a 3-pointer from the Razorback snout near mid-court.
- Scored his 1,000th career point (5:09 of 2nd half) versus Central Arkansas ... Had a game-high 22 points, including 17 in the second half, adding three steals and six assists with just one turnover.

half, adding three steals and six assists with just one turnover.

• Did not make a 3-pointer versus Oral Roberts but finished with 15 pts, 5 rebs, three assists and **tied career-high with three blocked shots** ... Made a **career-high seven free throws** (7-of-8) ... Started the second half and had a Plus-Minus of +16 for the game (was -7 in the first half).

• Scored 19 in the win over Abilene Christian, including 17 in the second half ... Made two key 3-pointers—one to put Arkansas up 12 with 3:05 left another to seal the win 1:23 left.

• Scored 21 in the win at Auburn, including 19 in the second half ... Made a **career-high seven free throws** and had a season-high four assists.

TRIPLE-DOUBLES (1)

01/09/19 • at Kennesaw State Pts-Reb-Assst 15-10-10

DOUBLE-DOUBLES (5)

SOPHOMORE (3)

01/05/19 • Lipscomb 12 pts 13 reb

01/09/19 • at Kennesaw State 15 pts 10 reb

01/30/19 • Stetson 16 pts 14 reb

^ • back-to-back games * • part of a triple double

FRESHMAN (2)

11/26/17 • Gardner-Webb 17 pts 10 reb

12/09/17 • Florida National 14 pts 10 reb

• Scored 1,000th Point vs UCA (12/20/20)

• Led his team in Pts: 33

• Led his team in Rebs: 16

• CAREER: Double-figure Pts: 56

20-pt gms: 17

Gms with a 3PT FG: 58

Gms with 3+ 3PT FG: 20

PERSONAL BESTS

POINTS

Season: 22 vs Central Arkansas (12/12/20)

Career: 40 vs Florida Memorial (11/21/18)

SEC: 21 at Auburn (12/30/20)

FG MADE

Season: 8 vs Central Arkansas (12/20/20)

Career: 16 vs Florida Memorial (11/21/18)

SEC: 6 (2x) last vs Missouri (01/02/21)

FG ATTEMPTED

Season: 18 (2x) last vs Missouri (01/02/21)

Career: 23 at NC State (12/22/17)

SEC: 18 vs Missouri (01/02/21)

3-POINT FG MADE

Season: 4 vs Central Arkansas (12/12/20)

Career: 5 (6x) last vs FGCU (03/01/19)

SEC: 2

3-PT FG ATTEMPTS

Season: 10 vs Central Arkansas (12/12/20)

Career: 14 vs FGCU (03/01/19)

SEC: 6

FT MADE

Season: 7 (2x) last at Auburn (12/30/20)

Career: 7 (2x) last at Auburn (12/30/20)

SEC: 7 at Auburn (12/30/20)

FT ATTEMPTED

Season: 9 at Auburn (12/30/20)

Career: 9 (2x) last at Auburn (12/30/20)

SEC: 9 at Auburn (12/30/20)

REBOUNDS

Season: 6 vs North Texas (11/28/20)

Career: 14 vs Stetson (01/30/19)

SEC: 3 at Auburn (12/30/20)

ASSISTS

Season: 7 vs Mississippi Valley State (11/25/20)

Career: 10 at Kennesaw State (01/09/19)

SEC: 2 at Auburn (12/30/20)

STEALS

Season: 3 vs Central Arkansas (12/12/20)

Career: 5 (2x) at FGCU (02/02/19)

SEC: 4 at Auburn (12/30/20)

BLOCKED SHOTS

Season: 3 vs Oral Roberts (12/20/20)

Career: 3 (4x) last vs Oral Roberts (12/20/20)

SEC: 2 at Auburn (12/30/20)

MINUTES

Season: 31:23 vs Missouri (01/02/21)

Career: 46 vs Gardner-Webb (11/26/17)

SEC: 31:23 vs Missouri (01/02/21)

JD NOTAE 2020-21 GAME STATS

Opponent	Date	GS	Min	FG	FGA	Pct	3FG	3A	Pct	FT	FTA	Pct	O	D	Tot	Avg	PF	FO	A	TO	Blk	Stl	Pts	Avg
MISSISSIPPI VALLEY	11/25/20	24	3	7	.429	2	5	.400	5	8	.625	2	3	5	5.0	4	0	7	1	0	0	13	13.0	
NORTH TEXAS	11/28/20	24	6	14	.429	2	8	.250	2	4	.500	2	4	6	5.5	2	0	3	3	0	1	16	14.5	
UT ARLINGTON	12/02/20	12	1	5	.200	1	3	.333	2	2	1.000	0	2	2	4.3	0	0	1	1	0	0	5	11.3	
LIPSCOMB	12/05/20	22	5	12	.417	2	7	.286	0	0	.000	1	3	4	4.3	5	1	1	3	0	0	12	11.5	
SOUTHERN U.	12/09/20	15	5	11	.455	2	8	.250	0	1	.000	0	2	2	3.8	1	0	0	0	0	1	12	11.6	
CENTRAL ARKANSAS	12/12/20	27	8	18	.444	4	10	.400	2	2	1.000	0	2	2	3.5	1	0	6	1	1	3	22	13.3	
ORAL ROBERTS	12/20/20	30	4	13	.308	0	6	.000	7	8	.875	0	5	5	3.7	2	0	3	2	3	1	15	13.6	
ABILENE CHRISTIAN	12/22/20	21	6	12	.500	3	6	.500	4	4	1.000	0	2	2	3.5	3	0	1	3	0	1	19	14.3	
at Auburn	12/30/20	27	6	12	.500	2	6	.333	7	9	.778	0	3	3	3.4	1	0	2	2	2	4	21	15.0	
MISSOURI	01/02/21	31	6	18	.333	1	4	.250	6	7	.857	1	2	3	3.4	4	0	1	4	0	2	19	15.4	
Totals		0	233	50	122	.410	19	63	.302	35	45	.778	6	28	34	3.4	23	1	25	20	6	13	154	15.4

JD NOTAE CAREER STATISTICS

Year	GP	GS	Min	Avg	FG	FGA	Pct	3FG	3FGA	Pct	FT	FTA	Pct	Off	Def	Tot	Avg	PF	FO	Ass	TO	Blk	Stl	Pts	Avg
2017-18 (JACK)	28	28	879	31.4	159	388	.410	49	121	.405	65	93	.699	28	103	131	4.7	60	2	54	72	14	49	432	15.4
2018-19 (JACK)	32	23	932	29.1	177	415	.427	62	194	.320	81	111	.730	29	168	197	6.2	76	4	109	106	14	52	497	15.5
2019-20 - REDSHIRTED AT ARK (TRANSFER)																									
2020-21 (ARK)	10	0	233	23.3	50	122	.410	19	63	.302	35	45	.778	6	28	34	3.4	23	1	25	20	6	13	154	15.4
TOTAL	70	51	2044	29.2	386	925	.417	130	378	.344	181	249	.727	63	299	362	5.2	159	7	188	198	34	114	1083	15.5

VANCE JACKSON JR.

Gr.Sr. / F / 6-9 / 238

Pasadena, Calif. / New Mexico



2

@YGVance2

@ygvance

- Rated the 8th-best Grad Transfer in the Nation by CBSSports.com — 18th-best by Stadium.com — 32nd-best by ESPN.com
- Played his freshman season at UConn — on AAC All-Rookie Team — before transferring to New Mexico ... Scored 990 points in his first three collegiate seasons (92 games with 65 starts).
- For his career has scored 1,034 points and grabbed 518 rebounds.
- In his last four games, has 7 assists with just 1 turnover with 9 rebounds.

2020-21 HIGHLIGHTS:

- Eclipsed 1,000 career points and 500 career rebounds, getting 15 and seven respectively, in season-opening win vs Mississippi Valley ... Made four treys during a 28-0 run in the first half ... Finished 4-of-6 from 3PT.
- After back-to-back games with no points, scored 10 in the win versus Lipscomb, making a pair of 3-pointers.
- Played his second-most minutes of the season versus Abilene Christian (22; high of 23 vs Lipscomb) ... Had two assists and his first two blocked shots of the season.

- Born Aug. 20, 1997 in Pasadena, Calif. Parents: Desiree Temple and Vance Jackson Sr.
- Graduated from New Mexico - Spring of 2020, B.A. in interpersonal communication
- Pursuing his master's in adult and lifelong learning at the University of Arkansas.
- If he could have played with any former Razorback, it would have been Joe Johnson.

DOUBLE-DOUBLES (8)

SOPHOMORE (5)

11/13/18 • IONA	18 pts	12 reb
01/05/19 • NEVADA	18 pts	10 reb
01/12/19 • at Colorado State	18 pts	12 reb
01/19/19 • WYOMING	13 pts	10 reb
03/09/19 • at Wyoming	13 pts	11 reb

JUNIOR (3)

01/01/20 • at San Jose State	% 25 pts	13 reb
01/07/20 • FRESNO STATE	% 29 pts	13 reb
03/04/20 • vs San Jose State	26 pts	12 reb

% - consecutive games

• Scored 1,000th Pt and Grabbed 500th Reb vs Miss Valley State (12/25/20)

• Led his team in Pts: 13

• Led his team in Rebs: 2

• CAREER: Double-figure Pts: 53

20-pt gms: 8

Gms with 3+ 3PT FG: 27

Double-figure Rebs: 5

PERSONAL BESTS

POINTS

Season: 15	vs Mississippi Valley State (11/25/20)
Career: 30	vs Fresno State (02/02/19)
SEC: -	

FG MADE

Season: 5	vs Mississippi Valley State (11/25/20)
Career: 9 (3x)	last vs San Jose St (03/04/20)
SEC: -	

FG ATTEMPTED

Season: 9	vs Mississippi Valley State (11/25/20)
Career: 16 (2x)	last vs San Jose St (03/04/20)
SEC: 2	at Auburn (12/30/20)

3-POINT FG MADE

Season: 4	vs Mississippi Valley State (11/25/20)
Career: 6 (2x)	last vs Wyoming (02/08/20)
SEC: -	

3-PT FG ATTEMPTS

Season: 6	vs Mississippi Valley State (11/25/20)
Career: 11 (2x)	last at Air Force (02/26/20)
SEC: 2	at Auburn (12/30/20)

FT MADE

Season: 2 (2x)	last vs Oral Roberts (12/20/20)
Career: 10	vs Fresno State (02/02/19)
SEC: -	

FT ATTEMPTED

Season: 4	vs Oral Roberts (12/20/20)
Career: 11	vs Fresno State (02/02/19)
SEC: -	

REBOUNDS

Season: 7	vs Mississippi Valley State (11/25/20)
Career: 13 (2x)	vs Fresno State (01/07/20)
SEC: 2	at Auburn (12/30/20)

ASSISTS

Season: 2 (2x)	last vs Abilene Christian (12/22/20)
Career: 7	vs Nevada (01/05/19)
SEC: 1	at Auburn (12/30/20)

STEALS

Season: 1 (2x)	last vs Oral Roberts (12/20/20)
Career: 4	vs Wyoming (03/13/19)
SEC: -	

BLOCKED SHOTS

Season: 2	vs Abilene Christian (12/22/20)
Career: 2 (3x)	last vs Abilene Christian (12/20/20)
SEC: -	

MINUTES

Season: 15:29	vs Mississippi Valley State (11/25/20)
Career: 37:30	vs Utah State (03/05/20)
SEC: 12:49	at Auburn (12/30/20)

VANCE JACKSON 2020-21 GAME STATS

Opponent	Date	GS	Min	FG	FGA	Pct	3FG	3A	Pct	FT	FTA	Pct	O	D	Tot	Avg	PF	FO	A	TO	Blk	Stl	Pts	Avg
MISSISSIPPI VALLEY	11/25/20	*	15	5	9	.556	4	6	.667	1	1	1.000	2	5	7	7.0	0	0	0	1	0	0	15	15.0
NORTH TEXAS	11/28/20		9	0	2	.000	0	2	.000	0	0	.000	0	0	0	3.5	0	0	0	0	0	0	0	7.5
UT ARLINGTON	12/02/20		20	0	5	.000	0	3	.000	1	4	.000	1	4	5	4.0	0	0	1	3	0	0	0	5.0
LIPSCOMB	12/05/20		23	3	9	.333	2	7	.286	2	2	1.000	0	3	3	3.8	0	0	1	1	0	0	10	6.3
SOUTHERN U.	12/09/20		14	1	4	.250	1	4	.250	0	0	.000	2	0	2	3.4	2	0	2	1	0	0	3	5.6
CENTRAL ARKANSAS	12/12/20		13	3	4	.750	0	0	.000	0	0	.000	0	0	0	2.8	3	0	1	0	0	1	6	5.7
ORAL ROBERTS	12/20/20		10	1	3	.333	1	3	.333	2	4	.500	1	3	4	3.0	1	0	2	0	0	1	5	5.6
ABILENE CHRISTIAN	12/22/20		22	2	5	.400	1	4	.250	0	0	.000	0	3	3	3.0	1	0	2	0	2	0	5	5.5
at Auburn	12/30/20		12	0	2	.000	0	2	.000	0	0	.000	0	2	2	2.9	1	0	1	0	0	0	0	4.9
MISSOURI	01/02/21		1	0	0	.000	0	0	.000	0	0	.000	0	0	0	2.6	0	0	0	0	0	0	0	4.4
Totals		1	139	15	43	.349	9	31	.290	5	7	.714	6	20	26	2.6	8	0	10	6	2	2	44	4.4

VANCE JACKSON JR. CAREER STATISTICS

Year	GP	GS	Min	Avg	FG	FGA	Pct	3FG	3FGA	Pct	FT	FTA	Pct	Off	Def	Tot	Avg	PF	FO	Ass	TO	Blk	Stl	Pts	Avg
2016-17 (UConn)	32	21	835	26.1	79	193	.409	50	126	.397	50	74	.676	22	101	123	3.8	74	2	44	42	5	10	258	8.1
2017-18 - REDSHIRTED																									
2018-19 (UNM)	32	16	887	27.8	137	338	.405	57	172	.331	89	137	.650	42	182	224	7.0	60	1	85	80	4	35	420	13.1
2019-20 (UNM)	28	28	756	27.1	101	224	.414	50	146	.342	60	84	.714	34	113	147	5.3	51	0	36	59	9	28	312	11.1
2020-21 (ARK)	10	1	139	13.9	15	43	.349	9	31	.290	5	7	.714	6	20	26	2.6	8	0	10	6	2	2	44	4.4
TOTAL	102	66	2617	25.7	332	798	.416	166	475	.349	204	302	.675	104	416	520	5.1	193	3	175	187	20	75	1034	10.1



DESI SILLS

Jr. | 6 | 6-2 | 200

Jonesboro, Ark | Jonesboro HS



@desisills3



@desisills3

3

- Born Dec. 29, 1998 in Jonesboro
- Parents: Desi and Shawna Sills
- 1 of 3 Hogs to play all 66 UA games over the last 2 yrs (w/ Adrio Bailey & Jalen Harris)
- "I have to be honest, I have to thank the quarantine because I fell out of love, the enjoyment of the game. I fell back in love with the game, the process and the grind."

• Voted Preseason All-SEC second team by the league's coaches

- Leads the SEC in total steals (20) ... 4th in steals/gm (2.0) ... Has at least one steal in 9 of 10 games and at least two steals in 6.
- Leads the team in deflections with 56.

2020-21 HIGHLIGHTS:

- Scored 19 in the season opener, tying career high for FG made, going 8-of-10 from the field (2-of-3 3PT) ... Scored 12 in the second half, including seven to start the period as Arkansas out-scored MVSU 16-0 over the first 2:56 minutes.
- Had 14 versus North Texas, going 5-of-8 at the free throw line.
- Tied a career high with four steals versus UT Arlington.
- Had his best career assist-to-turnover game versus Southern with five helpers and zero turnovers ... Added 11 points (3-of-5 from 3-point range).

- Posted his **first career Double-Double** versus Oral Roberts with 16 points and a **career-high 10 rebounds** ... Added two assists, a steal and a blocked shot ... Led the team in Plus/Minus (+18).
- Had 18 versus Abilene Christian, including 16 in the first half as Arkansas raced out to a 22-point lead in the period ... Added two assists and two steals.
- Scored a **career-high 23 points** at Auburn, making 4-of-5 from 3-point range ... Also led th team (tied) with six rebounds, including four on offense.



DOUBLE-DOUBLES (1)

JUNIOR	(1)
12/20/20 • ORAL ROBERTS	16 pts 10 reb

• Led the Razorbacks in Pts:.....	3
• Led the Razorbacks in Rebs:	3
• CAREER: Double-figure Pts:.....	28
20-pt gms:	4
Gms with a 3PT FG:	43
Gms with 3+ 3PT FG:	13
Gms with 5+ Assists:.....	5
Gms with Double-Digit Rebs	1

PERSONAL BESTS

POINTS
Season: 23 at Auburn (12/30/20)
Career: 23 at Auburn (12/30/20)
SEC: 23 at Auburn (12/30/20)

FG MADE
Season: 8 (2x) at Auburn (12/30/20)
Career: 8 (3x) last at Auburn (12/30/20)
SEC: 8 (2x) last at Auburn (12/30/20)

FG ATTEMPTED
Season: 15 at Auburn (12/30/20)
Career: 15 (3x) last at Auburn (12/30/20)
SEC: 15 at Auburn (12/30/20)

3-POINT FG MADE
Season: 4 at Auburn (12/30/20)
Career: 5 vs Vanderbilt (03/11/20)
SEC: 4 (3x) last at Auburn (12/30/20)

3-PT FG ATTEMPTS
Season: 7 at Auburn (12/30/20)
Career: 8 (2x) last at Tennessee (02/11/20)
SEC: 8 at Tennessee (02/11/20)

FT MADE
Season: 6 vs Abilene Christian (12/22/20)
Career: 6 vs Abilene Christian (12/22/20)
SEC: 5 (3x) last at Tennessee (02/11/20)

FT ATTEMPTED
Season: 7 vs Abilene Christian (12/20/20)
Career: 8 (4x) last vs LSU (03/04/20)
SEC: 8 (4x) last vs LSU (03/04/20)

REBOUNDS
Season: 10 vs Oral Roberts (12/20/20)
Career: 10 vs Oral Roberts (12/20/20)
SEC: 7 vs Vanderbilt (01/15/20)

ASSISTS
Season: 5 Southern (12/09/20)
Career: 6 vs FIU (12/01/18)
SEC: 5 vs LSU (01/12/19)

STEALS
Season: 4 vs UT Arlington (12/02/20)
Career: 4 (2x) last vs UT Arlington (12/02/20)
SEC: 4 vs Auburn (02/04/20)

BLOCKED SHOTS
Season: 1 (4x) last at Auburn (12/30/20)
Career: 1 (8x) last at Auburn (12/30/20)
SEC: 1 at Auburn (12/30/20)

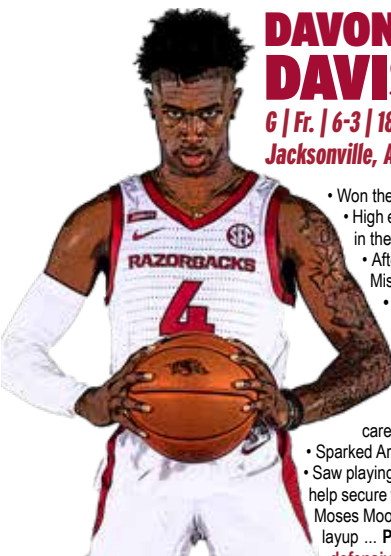
MINUTES
Season: 37:26 vs Missouri (01/02/21)
Career: 40:50 vs Auburn (02/04/20)
SEC: 40:50 vs Auburn (02/04/20)

DESI SILLS 2020-21 GAME STATS

Opponent	Date	GS	Min	FG	FGA	Pct	3FG	3A	Pct	FT	FTA	Pct	O	D	Tot	Avg	PF	FO	A	TO	Blk	Stl	Pts	Avg	
MISSISSIPPI VALLEY	11/25/20	*	19	8	10	.800	2	3	.667	1	1	1.000	1	1	2	2.0	0	0	2	0	0	3	19	19.0	
NORTH TEXAS	11/28/20	*	36	4	7	.571	1	3	.333	5	8	.625	0	3	3	2.5	2	0	1	5	0	1	14	16.5	
UT ARLINGTON	12/02/20	*	31	1	6	.167	0	3	.000	1	2	.500	1	2	3	2.7	2	0	2	1	0	4	3	12.0	
LIPSCOMB	12/05/20	*	13	2	4	.500	1	2	.500	1	2	.500	0	4	4	3.0	0	0	2	0	0	0	6	10.5	
SOUTHERN U.	12/09/20	*	21	4	7	.571	3	5	.600	0	1	.000	0	3	3	3.0	0	0	5	0	1	1	11	10.6	
CENTRAL ARKANSAS	12/12/20	*	30	7	12	.583	1	3	.333	2	3	.667	2	1	3	3.0	4	0	4	2	1	3	17	11.7	
ORAL ROBERTS	12/20/20	*	34	6	13	.462	1	4	.250	3	4	.750	4	6	10	4.0	3	0	2	1	1	1	16	12.3	
ABILENE CHRISTIAN	12/22/20	*	27	5	11	.455	2	6	.333	6	7	.857	0	3	3	3.9	4	0	2	2	0	2	18	13.0	
at Auburn	12/30/20	*	35	8	15	.533	4	7	.571	3	6	.500	4	2	6	4.1	0	0	2	2	1	2	23	14.1	
MISSOURI	01/02/21	*	37	1	10	.100	0	4	.000	4	6	.667	1	3	4	4.1	3	0	2	0	0	3	6	13.3	
Totals			10	283	46	95	.484	15	40	.375	26	40	.650	13	28	41	4.1	18	0	24	13	4	20	133	13.3

DESI SILLS CAREER STATISTICS

Year	GP	GS	Min	Avg	FG	FGA	Pct	3FG	3FGA	Pct	FT	FTA	Pct	Off	Def	Tot	Avg	PF	FO	Ast	TO	Blk	Stl	Pts	Avg
2018-19	34	8	576	16.9	55	125	.440	29	63	.460	40	57	.702	12	31	43	1.3	68	2	58	53	0	21	179	5.3
2019-20	32	24	997	31.2	117	275	.425	47	143	.329	59	91	.648	20	75	95	3.0	96	4	39	44	5	30	340	10.6
2020-21	10	10	283	28.3	46	95	.484	15	40	.375	26	40	.650	13	28	41	4.1	18	0	24	13	4	20	133	13.3
TOTAL	76	42	1856	24.4	218	495	.440	91	246	.370	125	188	.665	45	134	179	2.4	182	6	121	110	9	71	652	8.6



DAVONTE "DEVO" DAVIS

G / Fr. | 6-3 | 180

Jacksonville, Ark. | Jacksonville HS

4

@MrDevoBuckets

@devo3

- Born Sept. 24, 2001 in Jacksonville • Mother: Terrie Davis / Grandmother of Yvette Davis
- Consensus 4-star ... 2020 ADG Player of the Year ... 4x first team All-State
- Wants to open a zoo to educate people about animals ... biggest hobby is fishing.
- His dream team: LeBron James, Paul George, Kevin Garnett and Giannis Antetokounmpo

- Won the dunk contest during the team's Red-White game.
- High energy guy off the bench ... Praised for his ability to get loose balls and offensive rebound ... Has a knack for scoring in the lane and off the bounce.
- After a strong performance at Auburn (combined with the injury to Justin Smith), earned his first career start versus Missouri.
- Led the team each of the last two games with 10 deflections at Auburn and nine versus Missouri.

2020-21 HIGHLIGHTS

- Scored five points with three rebounds and two assists in his collegiate debut vs Mississippi Valley State.
- Added four points and three boards versus Lipscomb.
- Led the team with 14 points versus Southern, adding seven rebounds in 16:20 minutes played ... Made his first career triple and was 3-of-3 at the free throw line.
- Sparked Arkansas with his play off the bench versus Oral Roberts ... 1 of 4 players with a Plus-Minus in double figures (+10).
- Saw playing time increase at Auburn due to Justin Smith injury ... Made four "game-winning" plays during a decisive 10-0 run to help secure win: **PLAY 1:** With Arkansas up two, 76-74, tipped a loose rebound to Connor Vanover that led to two free throws by Moses Moody ... **PLAY 2:** With Arkansas up four, 78-74, got the offensive rebound off Desi Sills FT miss that led to a JD Notae layup ... **PLAY 3:** With Arkansas now up six, 80-74, made a steal in what **ESPN analyst Jimmy Dykes called "the best defensive play of the year."** The steal led to a fastbreak and two made free throws by Connor Vanover ... **PLAY 4:** With Arkansas now up eight, 82-74, sank a jumper from the left elbow as the shot clock was winding down to cap the 10-0 run.

- In his first career start (vs Missouri Jan. 2), had four rebounds and a career-high three steals.

• Led the Razorbacks in Pts:.....	1
• Led the Razorbacks in Rebs:	-
• CAREER: Double-figure Pts:.....	1
20-pt gms:.....	-
Gms with a 3PT FG:	1
Gms with 3+ 3PT FG:	-
Gms with 5+ Rebs:	1

DAVONTE DAVIS 2020-21 GAME STATS																			
Opponent	Date	GS	Min	FG	FGA	Pct	3FG	3A	Pct	FT	FTA	Pct	O	D	Tot	Avg	PF	FO	A
MISSISSIPPI VALLEY	11/25/20	12	2	5	.400	0	1	.000	1	1	1.000	1	2	3	3.0	1	0	2	1
NORTH TEXAS	1/28/20	DNP																	
UT ARLINGTON	12/02/20	DNP																	
LIPSCOMB	12/05/20	15	2	2	1.000	0	0	.000	0	0	.000	2	1	3	3.0	2	0	1	1
SOUTHERN U.	12/09/20	16	5	8	.625	1	1	1.000	3	3	1.000	3	4	7	4.3	1	0	2	1
CENTRAL ARKANSAS	12/12/20	7	0	1	.000	0	0	.000	0	0	.000	0	1	1	3.5	0	0	0	0
ORAL ROBERTS	12/20/20	9	0	1	.000	0	0	.000	0	0	.000	0	1	1	3.0	3	0	2	1
ABILENE CHRISTIAN	12/22/20	5	0	1	.000	0	0	.000	0	0	.000	0	1	1	2.7	2	0	0	1
at Auburn	12/30/20	13	2	3	.667	0	0	.000	0	0	.000	1	0	1	2.4	0	0	1	0
MISSOURI	01/02/21	*	20	2	6	.333	0	0	.000	0	2	.000	3	1	4	2.6	4	0	1
Totals		1	97	13	27	.481	1	2	.500	4	6	.667	10	11	21	2.6	13	0	8

PERSONAL BESTS	
POINTS	
Season: 14	vs Southern (12/09/20)
SEC: 4 (2x)	last vs Missouri (01/02/21)
FG MADE	
Season: 5	vs Southern (12/09/20)
SEC: 2 (2x)	last vs Missouri (01/02/21)
FG ATTEMPTED	
Season: 8	vs Southern (12/09/20)
SEC: 4	vs Missouri (01/02/21)
3-POINT FG MADE	
Season: 1	vs Southern (12/09/20)
SEC: -	
3-PT FG ATTEMPTS	
Season: 1 (2x)	last vs Southern (12/09/20)
SEC: -	
FT MADE	
Season: 3	vs Southern (12/09/20)
SEC: -	
FT ATTEMPTED	
Season: 3	vs Southern (12/09/20)
SEC: 2	vs Missouri (01/02/21)
REBOUNDS	
Season: 7	vs Southern (12/09/20)
SEC: 4	vs Missouri (01/02/21)
ASSISTS	
Season: 2 (3x)	last vs Oral Roberts (12/12/20)
SEC: 1	at Auburn (12/30/20)
STEALS	
Season: 3	vs Missouri (01/02/21)
SEC: 3	vs Missouri (01/02/21)
BLOCKED SHOTS	
Season: -	
SEC: -	
MINUTES	
Season: 16:20	vs Southern (12/09/20)
SEC: 12:43	at Auburn (12/30/20)

DAVONTE DAVIS CAREER STATISTICS																			
Year	GP	GS	Min	Avg	FG	FGA	Pct	3FG	3FGA	Pct	FT	FTA	Pct	Off	Def	Tot	Avg	PF	FO
2020-21	8	1	97	12.1	13	27	.481	1	2	.500	4	6	.667	10	11	21	2.6	13	0

Effort. Energy. Enthusiasm.

ONE
RAZORBACKS

MOSES MOODY

@moses_moody3
@moses.2m

5

6 / Fr. | 6-6 | 205

Little Rock, Ark. | Montverde (Fla.) Academy

- Born May 31, 2002 in Little Rock
- Parents: Kareem and Rona Moody
- Consensus 4-star ... MaxPreps HM All-American
- Among incoming Frosh: Rated 37th by 247Sports, 42nd by ESPN and 53rd by Rivals
- Serves on Arkansas Athletics' African American S-A Leadership Council and SAAC.

- 1 of 3 in the SEC to average at least 16.0 ppg and 6.0 rpg ... MOODY (16.9 & 6.1) IS THE ONLY GUARD
- Leads the team in scoring, second on the team in steals and third in rebounds.
- Leads the team and ranks seventh in the SEC in FG% (.464)
- Scored at least 12 points and grabbed at least 5 rebounds in 7 of the 10 games
- Season-long streak of 15 consecutive free throws made earlier this season ... Had streak of 12 straight snapped vs Mizzou.
- In the SEC: 2nd in FT Made & Minutes • 3rd in FG Made • 4th in 3's Made • 6th in PPG • 7th in FG%
- The only Razorback to score in double figures in each of the first 10 games (and make a 3-pointer in all 10).
- Named SEC Freshman of the Week and College Sports Madness SEC Player of the Week (Dec. 7).
- Leads the team in Plus/Minus at +185.

2020-21 HIGHLIGHTS

- Scored 19 in his collegiate debut — making 9-of-10 from the free throw line ... Added three steals.
- Went 6-of-6 at the free throw line to score 11 points, adding three steals, versus North Texas.
- Named SEC Freshman of the Week / College Sports Madness SEC Player of the Week (Dec. 7) ... Averaged 21 points, 8.5 rebounds and two assists in wins over UT Arlington and Lipscomb ... Made 70 percent of his shots from the field (14-of-20) — including 4-of-6 from 3-point range — while going 10-of-13 at the free throw line ... Had game highs with 24 points and nine rebounds versus UTA to become the first Razorback freshman since Bobby Portis in 2014 to have at least 24 and nine

in a game ... Followed that with an 18-point, eight-rebound performance versus Lipscomb. Moody made 7-of-his-8 shots, including 2-of-3 from 3-point range, while adding three assists in just 24 minutes played.

- Stuffed the stat sheet versus Central Arkansas with 15 points, 7 rebounds, 3 assists, 2 steals and a blocked shot.
- Led all scorers with 21 in the Abilene Christian win, making a season-high three 3's ... Was 6-of-8 at the FT line with two assists and two blocked shots.
- Led the team (tied) with six rebounds at Auburn ... Scored 16 points, including two early 3-pointers to set the tone in the win.
- Recorded his first career double-double versus Mizzou (1/2) with 18 points and career-high 10 rebounds ... Made a career-high four 3-pointers.

- Moody is **THE ONLY PLAYER** in the SEC top 10 in scoring, FG%, FT%, 3-pointers made and rank among the top 20 in rebounds. Moody also ranks among in th SEC top 10 in offensive rebounds.

^ Scoring	16.9 ppg	6th in the SEC	ALSO...	2nd in SEC in Free Throws Made	46
^ Field Goal Pct	.464	7th in the SEC		2nd in SEC in total Minutes	31:39
^ Free Throw Pct	.780	10th in the SEC		3rd in SEC in total FG Made	51
^ 3-Pointers Made	2.1/gm	10th in the SEC		4th in SEC in total 3's Made	21
^ Rebounding	6.1 rpg	18th in the SEC		6th in SEC in total Steals	14
^ Offensive Rebs	2.5/gm	9th in the SEC		9th in SEC in 3PT Att.	50

MOSES MOODY 2020-21 GAME STATS

Opponent	Date	GS	Min	FG	FGA	Pct	3FG	3A	Pct	FT	FTA	Pct	O	D	Tot	Avg	PF	FO	A	TO	Blk	Stl	Pts	Avg
MISSISSIPPI VALLEY	11/25/20	*	24	3	12	.250	1	6	.167	9	10	.900	2	1	3	3.0	3	0	2	0	0	3	16	16.0
NORTH TEXAS	11/28/20	*	29	2	9	.222	1	4	.250	6	6	1.000	1	1	2	2.5	1	0	1	1	1	3	11	13.5
UT ARLINGTON	12/02/20	*	32	7	12	.583	2	3	.667	8	10	.800	3	6	9	4.7	3	0	1	2	0	0	24	17.0
LIPSCOMB	12/05/20	*	24	7	8	.875	2	3	.667	2	3	.667	3	5	8	5.5	2	0	3	1	0	1	18	17.3
SOUTHERN U.	12/09/20	*	26	5	10	.500	2	4	.500	0	0	.000	3	2	5	5.4	1	0	2	2	1	0	12	16.2
CENTRAL ARKANSAS	12/12/20	*	35	6	11	.545	3	7	.429	0	0	.000	0	7	7	5.7	1	0	3	1	1	2	15	16.0
ORAL ROBERTS	12/20/20	*	28	7	12	.583	1	4	.250	3	6	.500	4	3	7	5.9	1	0	1	2	1	1	18	16.3
ABILENE CHRISTIAN	12/22/20	*	37	6	10	.600	3	5	.600	6	8	.750	3	1	4	5.6	1	0	2	0	2	0	21	16.9
at Auburn	12/30/20	*	39	4	11	.364	2	6	.333	6	6	1.000	2	4	6	5.7	2	0	1	2	0	2	16	16.8
MISSOURI	01/02/21	*	39	4	15	.267	4	8	.500	6	10	.600	4	6	10	6.1	4	0	1	1	1	2	18	16.9
Totals		10	313	51	110	.464	21	50	.420	46	59	.780	25	36	61	6.1	19	0	17	12	7	14	169	16.9

DOUBLE-DOUBLES (1)

FROSH	(1)
01/03/21 • MISSOURI	18 pts 10 reb

• Led the Razorbacks in Pts:.....	3
• Led the Razorbacks in Rebs:.....	3
• CAREER: Double-figure Pts:.....	10
Double-figure Rebs:.....	1
20-pt gms:.....	2
Gms with a 3PT FG:.....	10
Gms with 3+ 3PT FG:.....	3
Gms with 3+ Steals:.....	2
Gms with 5+ Rebs:.....	7

"He Beat the Streets"

An excerpt from an original poem by Moses Moody first performed for his senior speech at Montverde Academy Feb. 20, 2020.

When you see me, what's your first impression?

Are you willing to learn this lesson or are you distracted by my complexion?

An impoverished black male making his way out of the streets

Is the equivalent to a flower blooming through the concrete.

Full video:

<https://www.youtube.com/watch?v=oUSnmc7XhNM>

PERSONAL BESTS

POINTS	
Season: 24	vs UT Arlington (12/02/20)
SEC: 18	Missouri (01/02/21)

FG MADE	
Season: 7 (2x)	vs Oral Roberts (12/20/20)
SEC: 4 (2x)	last vs Missouri (01/02/21)

FG ATTEMPTED	
Season: 15	vs Missouri (01/02/21)
SEC: 15	vs Missouri (01/02/21)

3-POINT FG MADE	
Season: 4	vs Missouri (01/02/21)
SEC: 4	vs Missouri (01/02/21)

3-PT FG ATTEMPTS	
Season: 8	vs Missouri (01/02/21)
SEC: 8	vs Missouri (01/02/21)

FT MADE	
Season: 9	vs Mississippi Valley State (11/25/20)
SEC: 6 (2x)	last vs Missouri (01/02/21)

FT ATTEMPTED	
Season: 10 (3x)	last vs Missouri (01/02/21)
SEC: 10	vs Missouri (01/02/21)

REBOUNDS	
Season: 10	vs Missouri (01/02/21)
SEC: 10	vs Missouri (01/02/21)

ASSISTS	
Season: 3 (2x)	last vs Central Arkansas (12/12/20)
SEC: 1	at Auburn (12/30/20)

STEALS	
Season: 3 (2x)	last vs North Texas (11/28/20)
SEC: 2 (2x)	last vs Missouri (01/02/21)

BLOCKED SHOTS	
Season: 2	vs Abilene Christian (12/20/20)
SEC: 1	vs Missouri (01/02/21)

MINUTES	
Season: 38:29	vs Missouri (01/02/21)
SEC: 38:29	vs Missouri (01/02/21)

MOSES MOODY CAREER STATISTICS

Year	GP	GS	Min	Avg	FG	FGA	Pct	3FG	3FGA	Pct	FT	FTA	Pct	Off	Def	Tot	Avg	PF	FO	Asst	TO	Blk	Stl	Pts	Avg
2020-21	10	10	313	31.3	51	110	.464	21	50	.420	46	59	.780	25	36	61	6.1	19	0	17	12	7	14	169	16.9

JAYLIN WILLIAMS

Fr. / F / 6-10 / 245

Fort Smith, Ark. / Northside HS



@Jay_MWilliams_



@thejaylinwilliams_

10

- Tied for team lead by taking four of the team's 15 charges this season, including two versus UT Arlington.
- On a per 40-minute basis, averages 13.3 rebounds and 2.7 blocked shots.

2020-21 HIGHLIGHTS

- Had a game-high 10 rebounds, including eight defensively ... Just missed a double-double, scoring nine points (2-5 FG • 2-4 3PT).
- Scored six points with seven rebounds, including six on the defensive end, versus Lipscomb.
- Had two rebounds and an assist in 4:20 played at Auburn.
- Saw extended time versus Missouri and responded with eight points and two blocked shots.

- Born June 29, 2002 in Fort Smith
- Consensus 4-star ... 2020 Gatorade Arkansas Player of the Year ... Top state prospect by 247
- Among incoming Frosh: Rated 56th by Rivals, 85th by 247Sports and 91st by ESPN
- If he could play with any former Razorback it would be Patrick Beverley or Corliss Williamson

- Led Razorbacks team in Rebs: 1
- CAREER: Double-figure Pts: -
- Double-figure Rebs: 1
- 20-pt gms: -
- Gms with a 3PT Made 3
- Gms with 5+ Rebs: 2

JAYLIN WILLIAMS 2020-21 GAME STATS																			
Opponent	Date	GS	Min	FG	FGA	Pct	3FG	3A	Pct	FT	FTA	Pct	O	D	Tot	Avg	PF	FO	A
MISSISSIPPI VALLEY	11/25/20	20		3	5	.600	2	4	.500	1	1	1.000	2	8	10	10.0	0	0	1
NORTH TEXAS	1/28/20	DNP																	1
UT ARLINGTON	12/02/20	12		0	0	.000	0	0	.000	0	0	.000	1	2	3	6.5	0	0	0
LIPSCOMB	12/05/20	18		2	5	.400	1	3	.333	1	1	1.000	1	6	7	6.7	4	0	1
SOUTHERN U.	12/09/20	13		0	1	.000	0	1	.000	0	2	.000	0	2	2	5.5	1	0	1
CENTRAL ARKANSAS	12/12/20	2		0	0	.000	0	0	.000	2	2	1.000	2	0	2	4.8	0	0	0
ORAL ROBERTS	12/20/20	DNP																	0
ABILENE CHRISTIAN	12/22/20	4		0	0	.000	0	0	.000	0	0	.000	0	1	1	4.2	0	0	0
at Auburn	12/30/20	4		0	0	.000	0	0	.000	0	0	.000	1	1	2	3.9	2	0	0
MISSOURI	01/02/21	17		3	6	.500	1	4	.250	1	1	1.000	1	2	3	3.8	2	0	2
Totals		0	90	8	17	.471	4	12	.333	5	7	.714	8	22	30	3.8	9	0	3

PERSONAL BESTS

POINTS	
Season: 9	vs Mississippi Valley State (11/25/20)
SEC: 8	vs Missouri (01/02/21)
FG MADE	
Season: 3 (2x)	last vs Missouri (01/02/21)
SEC: 3	vs Missouri (01/02/21)
FG ATTEMPTED	
Season: 6	vs Missouri (01/02/21)
SEC: 6	vs Missouri (01/02/21)
3-POINT FG MADE	
Season: 2	vs Mississippi Valley State (11/25/20)
SEC: 1	vs Missouri (01/02/21)
3-PT FG ATTEMPTS	
Season: 4 (2x)	last vs Missouri (01/02/21)
SEC: 4	vs Missouri (01/02/21)
FT MADE	
Season: 2	vs Central Arkansas (12/20/20)
SEC: 1	vs Missouri (01/02/21)
FT ATTEMPTED	
Season: 2 (2x)	last vs Central Arkansas (12/20/20)
SEC: 1	vs Missouri (01/02/21)
REBOUNDS	
Season: 10	vs Mississippi Valley State (11/25/20)
SEC: 3	vs Missouri (01/02/21)
ASSISTS	
Season: 1	vs Mississippi Valley State (11/25/20)
SEC: 1	at Auburn (12/30/20)
STEALS	
Season: 1 (2x)	last vs Missouri (01/02/21)
SEC: 1	vs Missouri (01/02/21)
BLOCKED SHOTS	
Season: 2 (2x)	last vs Missouri (01/02/21)
SEC: 2	vs Missouri (01/02/21)
MINUTES	
Season: 20:18	vs Mississippi Valley State (11/25/20)
SEC: 17:25	vs Missouri (01/02/21)

JAYLIN WILLIAMS CAREER STATISTICS

Year	GP	GS	Min	Avg	FG	FGA	Pct	3FG	3FGA	Pct	FT	FTA	Pct	Off	Def	Tot	Avg	PF	FO	Ass	TO	Blk	Stl	Pts	Avg
2020-21	8	0	90	11.3	8	17	.471	4	12	.333	5	7	.714	8	22	30	3.8	9	0	3	5	6	2	25	3.1



JALEN TATE

Gr.Sr. / 6 / 6-6 / 175

Pickerington, Ohio /
Northern Kentucky



11

@jtate_the_great

@jalen_tate11

- Born June 18, 1998 in Toledo, Ohio
- Parents: Jermaine and Jenice Tate
- Graduated from Northern Kentucky - Spring of 2020 - B.A. in organizational leadership
- Pursuing his master's in adult and lifelong learning at the University of Arkansas
- If he could play with any former Razorback it would be Patrick Beverley.

• Rated the 5th-best Graduate Transfer in the Nation by NBCSports.com — 8th-best by 247Sports.com.

• Scored 950 points at NKU and finished in the NKU top 20 for career assists (285), steals (129) and blocked shots (53) ...
Horizon League Defensive Player of the Year (2020) — 3x Horizon League All-Defensive Team (2018, 2019, 2020) —
All-Horizon League Third Team (2020) — Horizon League Tournament MVP (2020) — 2x Horizon League All-Tournament Team (2019, 2020) — Horizon League All-Freshman Team (2018).

- Praised by Coach Musselman for his leadership on the floor and in huddles ... Usually assigned to defend the opponent's best offensive player.
- Tied for team lead by taking four of the team's 15 charges this season.
- Leads the team in assists (42) to rank 3rd in the SEC ... 4th in SEC in assist-turnover ratio (1.91)
- Has 1,000-plus career points — 300-plus career assists — 17 rebounds from 400.

2020-21 HIGHLIGHTS:

- Only played 17 minutes in the opener, but had 12 points, six assists, five rebounds and a steal.
- Scored just two points versus North Texas, but was praised by Coach Muss for his play in the win ... Namely, shutdown reigning C-USA Player of the Year Javon Hamlet to just 1-of-4 shooting from the field (0-0 from 3-point range) in 30 minutes.
- Stuffed the stat sheet versus UTA with 14 points, six rebounds, four assists, a steal and a blocked shot ... Also had the team's best plus/minus at +17.
- Tallied his **third career double-double** — first in points and assist — versus Central Arkansas with 17 points and a **career-high 11 assists** .. Had zero turnovers.
- Only played 27 minutes versus Abilene Christian, missing the final 10 minutes due to an ankle injury ... Had seven rebounds and five assists before exiting.
- Scored 12 at Auburn (5-of-8 FG) with three rebounds and four assists.

DOUBLE-DOUBLES (3)

SOPHOMORE	(1)
01/26/19 • MILWAUKEE	13 pts 10 reb
JUNIOR	(1)
01/31/20 • at Green Bay	17 pts 12 reb
SENIOR	(1)
12/20/20 • CENTRAL ARKANSAS	17 pts 11 ast

- Dished 300th career assist vs LIP (12/05/20)
- Scored 1,000th career point vs UCA (12/20)
- 17 rebs to 400
- Led his team in Pts: 12
- Led his team in Rebs: 6
- CAREER: Double-figure Pts: 51
- 20-pt gms: 6
- Gms with 5+ Assists: 23
- Gms with 3+ Steals: 11

PERSONAL BESTS

POINTS	
Season: 17	vs Central Arkansas (12/20/20)
Career: 31	vs IUPUI (02/14/20)
SEC: 12	at Auburn (02/04/20)

FG MADE	
Season: 6	vs UT Arlington (12/02/20)
Career: 11	at Green Bay (02/14/20)
SEC: 5	at Auburn (02/04/20)

FG ATTEMPTED	
Season: 12	vs UT Arlington (12/02/20)
Career: 19	at Green Bay (02/14/20)
SEC: 8	at Auburn (02/04/20)

3-PT FG MADE	
Season: 3	vs Central Arkansas (12/20/20)
Career: 4	at Green Bay (02/14/20)
SEC: 1	vs Missouri (01/02/21)

3-PT FG ATT	
Season: 5	vs Central Arkansas (12/20/20)
Career: 5 (2x)	last vs Central Arkansas (12/20/20)
SEC: 3	vs Missouri (01/02/21)

FT MADE	
Season: 2 (3x)	last at Auburn (02/04/20)
Career: 10	vs Green Bay (03/09/20)
SEC: 2	at Auburn (02/04/20)

FT ATTEMPTED	
Season: 3	vs Mississippi Valley State (11/25/20)
Career: 15	vs Green Bay (03/09/20)
SEC: 2 (2x)	last vs Missouri (01/02/21)

REBOUNDS	
Season: 7	vs Abilene Christian (12/22/20)
Career: 12	at Green Bay (01/31/20)
SEC: 3	at Auburn (02/04/20)

ASSISTS	
Season: 11	vs Central Arkansas (12/20/20)
Career: 11	vs Central Arkansas (12/20/20)
SEC: 4	at Auburn (02/04/20)

STEALS	
Season: 2 (2x)	last at Auburn (02/04/20)
Career: 6	vs IUPUI (02/14/20)
SEC: 2	at Auburn (02/04/20)

BLOCKED SHOTS	
Season: 1 (3x)	last vs Central Arkansas (12/20/20)
Career: 3 (3x)	last at Detroit Mercy (01/05/19)
SEC: *	

MINUTES	
Season: 32:53	vs North Texas (11/28/20)
Career: 36 (3x)	last vs Texas Tech (03/22/19)
SEC: 28:30	at Auburn (02/04/20)

JALEN TATE 2020-21 GAME STATS

Opponent	Date	GS	Min	FG	FGA	Pct	3FG	3A	Pct	FT	FTA	Pct	O	D	Tot	Avg	PF	FO	A	TO	Blk	Stl	Pts	Avg	
MISSISSIPPI VALLEY	11/25/20	*	17	4	7	.571	2	3	.667	2	3	.667	1	4	5	5.0	3	0	6	2	0	1	12	12.0	
NORTH TEXAS	11/28/20	*	26	1	5	.200	0	0	.000	0	0	.000	2	2	4	4.5	4	0	2	3	0	1	2	7.0	
UT ARLINGTON	12/02/20	*	33	6	12	.500	1	3	.333	1	1	1.000	3	3	6	5.0	2	0	4	1	1	1	14	9.3	
LIPSCOMB	12/05/20	*	13	3	4	.750	0	0	.000	0	0	.000	1	3	4	4.8	3	0	3	2	1	0	6	8.5	
SOUTHERN U.	12/09/20	*	25	5	9	.556	1	4	.250	1	2	.500	0	4	4	4.6	1	0	2	2	0	2	12	9.2	
CENTRAL ARKANSAS	12/12/20	*	30	6	8	.750	3	5	.600	2	2	1.000	0	1	1	4.0	1	0	11	0	1	1	17	10.5	
ORAL ROBERTS	12/20/20	*	39	4	10	.400	0	1	.000	0	0	.000	3	3	6	4.3	4	0	4	5	0	1	8	10.1	
ABILENE CHRISTIAN	12/22/20	*	26	3	8	.375	0	2	.000	2	4	.500	5	2	7	4.6	2	0	5	4	0	1	8	9.9	
at Auburn	12/30/20	*	29	5	8	.625	0	1	.000	2	2	1.000	0	3	3	4.4	4	0	4	2	0	2	12	10.1	
MISSOURI	01/02/21	*	30	3	5	.600	1	3	.333	1	2	.500	0	1	1	4.1	5	1	1	1	0	0	8	9.9	
Totals			10	268	40	76	.526	8	22	.364	11	16	.688	15	26	41	4.1	29	1	42	22	3	10	99	9.9

* - Granted medical redshirt in 2016-17 due to injury

JALEN TATE CAREER STATISTICS

Year	GP	GS	Min	Avg	FG	FGA	Pct	3FG	3FGA	Pct	FT	FTA	Pct	Off	Def	Tot	Avg	PF	FO	Ast	TO	Blk	Stl	Pts	Avg
2016-17 (NKU)*	8	8	150	18.8	14	34	.418	1	10	.100	8	24	.333	4	12	16	2.0	24	1	13	10	2	7	37	4.6
2017-18 (NKU)	32	31	731	22.8	71	151	.470	6	28	.214	35	55	.634	9	63	72	2.3	102	3	65	37	19	44	183	5.7
2018-19 (NKU)	31	23	837	27.0	159	295	.539	24	59	.407	83	136	.610	30	106	136	4.4	92	1	128	76	21	37	425	13.7
2019-20 (NKU)	22	20	666	30.3	112	231	.485	8	44	.182	73	108	.676	34	84	118	5.4	66	1	79	60	11	41	305	13.9
2020-21 (ARK)	10	10	268	26.8	40	76	.526	8	22	.364	11	16	.688	15	26	41	4.1	29	1	42	22	3	10	99	9.9
TOTAL	103	92	2652	25.7	396	787	.503	47	163	.288	210	339	.619	92	291	383	3.7	313	7	327	205	56	139	1049	10.2

KHALEN "KK" ROBINSON

Fr. | 6 | 6-0 | 175

Little Rock, Ark. | Oak Hill Academy

12

@onekrob2

@khal2n



2020-21 HIGHLIGHTS

- Scored 15 in collegiate debut (5-8 FG • 3-5 3PT) with three assists, three rebounds and a steal.

- Born Aug. 7, 2001 in Little Rock
- Parents: Kelvin and Rheagan Robinson
- Consensus 4-star ... 3x first team All-State (2x in Ark. and once in Va.)
- Among incoming Frosh: Rated 36th by 247Sports, 62nd by Rivals and 79th by ESPN
- If he could play with any former Razorback it would be Daniel Gafford

CAREER:	Double-figure Pts:.....	1
	20-pt gms:.....	-
	Gms with a 3PT FG:.....	2
	Gms with 3+ 3PT FG:.....	1
	Gms with 3+ Assists:.....	1

KHALEN ROBINSON 2020-21 GAME STATS																			
Opponent	Date	GS	Min	FG	FGA	Pct	3FG	3A	Pct	FT	FTA	Pct	O	D	Tot	Avg	PF	FO	A
MISSISSIPPI VALLEY	11/25/20	18	5	8	.625	3	5	.600	2	2	1.000	0	2	2	2.0	0	0	3	1
NORTH TEXAS	11/28/20	6	0	1	.000	0	1	.000	2	2	1.000	0	0	0	1.0	1	0	0	0
UT ARLINGTON	12/02/20	13	1	1	1.000	1	1	1.000	0	0	.000	0	0	0	0.7	5	1	1	0
LIPSCOMB	12/05/20	21	2	6	.333	1	3	.333	0	0	.000	0	2	2	1.0	3	0	4	0
SOUTHERN U.	12/09/20	14	0	4	.000	0	2	.000	1	2	.500	0	2	2	1.2	1	0	1	2
CENTRAL ARKANSAS	12/12/20	2	0	0	.000	0	0	.000	0	0	.000	0	0	0	1.0	0	0	0	1
ORAL ROBERTS	12/20/20	2	0	0	.000	0	0	.000	0	0	.000	0	1	1	1.0	2	0	0	1
ABILENE CHRISTIAN	12/22/20	7	1	1	1.000	0	0	.000	1	2	.500	0	1	1	1.0	0	0	1	1
at Auburn	12/30/20	2	0	0	.000	0	0	.000	0	0	.000	0	0	0	0.9	1	0	0	0
MISSOURI	01/02/21	2	0	0	.000	0	0	.000	0	0	.000	0	0	0	0.8	1	0	0	0
Totals		0	87	9	21	.429	5	12	.417	6	8	.750	0	8	8	0.8	14	1	10

PERSONAL BESTS

POINTS	
Season: 15	vs Mississippi Valley State (11/25/20)
SEC: -	
FG MADE	
Season: 5	vs Mississippi Valley State (11/25/20)
SEC: -	
FG ATTEMPTED	
Season: 8	vs Mississippi Valley State (11/25/20)
SEC: -	
3-POINT FG MADE	
Season: 3	vs Mississippi Valley State (11/25/20)
SEC: -	
3-PT FG ATTEMPTS	
Season: 5	vs Mississippi Valley State (11/25/20)
SEC: -	
FT MADE	
Season: 2 (2x)	last vs North Texas (11/28/20)
SEC: -	
FT ATTEMPTED	
Season: 2 (3x)	last vs Southern (12/09/20)
SEC: -	
REBOUNDS	
Season: 3	vs Mississippi Valley State (11/25/20)
SEC: -	
ASSISTS	
Season: 4	vs Lipscomb (12/05/20)
SEC: -	
STEALS	
Season: 1	vs Mississippi Valley State (11/25/20)
SEC: -	
BLOCKED SHOTS	
Season: 1	vs Oral Roberts (12/20/20)
SEC: -	
MINUTES	
Season: 20:36	vs Mississippi Valley State (11/25/20)
SEC: -	

KHALEN ROBINSON CAREER STATISTICS

Year	GP	GS	Min	Avg	FG	FGA	Pct	3FG	3FGA	Pct	FT	FTA	Pct	Off	Def	Tot	Avg	PF	FO	Ast	TO	Blk	Stl	Pts	Avg
2020-21	10	0	87	8.7	9	21	.429	5	12	.417	6	8	.750	0	8	8	0.8	14	1	10	5	1	3	29	2.9

ABAYOMI "BAYBE" 22

R-Jr. / F / 6-9 / 230
Atlanta, Ga. / Stetson Univ.

@abosticall
baybe_iyiola

• Had knee (right) surgery in the summer ... Began practicing with the team on Dec. 26.

• Played two seasons at Stetson University, transferring to Arkansas for the 2019-20 season ... Originally from Nigeria but played all four years of high school at Greenforest Academy ... Led the Hatters in both scoring (10.8 avg.) and rebounding (7.6 avg.) in 2018-19 and was named to the 2018 ASUN All-Freshman team.

- Born: Jan. 20, 1998 in Ibadan, Nigeria
- Parents: Son of Lasisi and Alirat Iyiola
- Pronounced **ah-BAH-yum-Mee EE-EE-oh-la ... Goes by Baybe (pronounced Bay-bey)**
- In 2 yrs at Stetson, led the Hatters in scoring 10x and rebounding 38x
- Member of SAAC ... Had knee surgery in summer of 2020 and will be out until Jan. 2021

• 66 rebs to 400
• Led his team in Pts: 10
• Led his team in Rebs: 38
• CAREER: Double-figure Pts: 33
20-pt gms: 3
Double-figure Rebs: 14
Games with 3+ Blks: 3

DOUBLE-DOUBLES (12)

SOPHOMORE (8)			
11/11/18 • at Missouri State	14 pts	11 reb	
11/23/18 • VMI	^ 12 pts	13 reb	
11/26/18 • at Bethune-Cookman	^ 16 pts	10 reb	
12/05/18 • Western Illinois	22 pts	11 reb	
01/27/19 • Lipscomb	12 pts	10 reb	
02/02/19 • Kennesaw State	^ 15 pts	11 reb	
02/05/19 • at Liberty	^ 16 pts	12 reb	
02/26/19 • at North Florida	16 pts	13 reb	
^ - back-to-back games			

FRESHMAN (4)			
11/10/17 • Webber International	21 pts	13 reb	
01/13/18 • USC Upstate	12 pts	11 reb	
02/10/18 • at NJIT	12 pts	11 reb	
02/26/18 • at Lipscomb	18 pts	10 reb	

ABAYOMI IYIOLA 2020-21 GAME STATS

Opponent	Date	GS	Min	FG	FGA	Pct	3FG	3A	Pct	FT	FTA	Pct	O	D	Tot	Avg	PF	FO	A	TO	Blk	Stl	Pts	Avg
MISSISSIPPI VALLEY	11/25/20	DNP-Inj																						
NORTH TEXAS	1/28/20	DNP-Inj																						
UT ARLINGTON	12/02/20	DNP-Inj																						
LIPSCOMB	12/05/20	DNP-Inj																						
SOUTHERN U.	12/09/20	DNP-Inj																						
CENTRAL ARKANSAS	12/12/20	DNP-Inj																						
ORAL ROBERTS	12/20/20	DNP-Inj																						
ABILENE CHRISTIAN	12/22/20	DNP-Inj																						
at Auburn	12/30/20	DNP-Inj																						
MISSOURI	01/02/21	DNP-Inj																						
Totals	--																							

PERSONAL BESTS

POINTS

Season:
Career: 40 vs Florida Memorial (11/21/18)
SEC:

FG MADE

Season:
Career: 16 vs Florida Memorial (11/21/18)
SEC:

FG ATTEMPTED

Season:
Career: 23 at NC State (12/22/17)
SEC:

3-POINT FG MADE

Season:
Career: 5 (6x) last vs FGCU (03/01/19)
SEC:

3-PT FG ATTEMPTS

Season:
Career: 14 vs FGCU (03/01/19)
SEC:

FT MADE

Season:
Career: 6 (5x) last at North Florida (01/24/19)
SEC:

FT ATTEMPTED

Season:
Career: 9 vs Bethune-Cookman (11/30/17)
SEC:

REBOUNDS

Season:
Career: 14 vs Stetson (01/30/19)
SEC:

ASSISTS

Season:
Career: 10 at Kennesaw State (01/09/19)
SEC:

STEALS

Season:
Career: 5 (2x) at FGCU (02/02/19)
SEC:

BLOCKED SHOTS

Season:
Career: 3 (3x) last vs North Florida (02/20/19)
SEC:

MINUTES

Season:
Career: 46 vs Gardner-Webb (11/26/17)
SEC:

ABOYOMI IYIOLA CAREER STATISTICS

Year	GP	GS	Min	Avg	FG	FGA	Pct	3FG	3FGA	Pct	FT	FTA	Pct	Off	Def	Tot	Avg	PF	FO	Ast	TO	Blk	Stl	Pts	Avg
2017-18 (STET)	32	8	616	19.3	139	268	.519	0	3	.000	44	65	.677	77	122	199	6.2	97	3	5	35	21	16	322	10.1
2018-19 (STET)	31	31	709	22.9	135	279	.484	1	8	.125	63	86	.733	85	150	235	7.6	88	3	14	40	37	30	334	10.8
2019-20 - REDSHIRTED (ARK)																									
TOTAL	63	39	1325	21.0	274	547	.501	1	11	.091	107	151	.709	162	272	434	6.9	185	6	19	75	58	46	656	10.4



CONNOR VANOVER

R-So. | F | 7-3 | 247

Little Rock, Ark. | California



@Vanover_Connor



@cv_23

23

- Born: June 23, 1999 in Little Rock
- Parents: Chris and Robyn Vanover
- Mother played for UA women's basketball (1986-89) and led team in blocked shots 3x
- Has two older brothers, twins Brandon (7-0) and Justin (7-1)
- Rated the 44th-best "Sit-Out" Transfer in the Nation by ESPN.com

• Rated the 44th-best "Sit-Out" Transfer in the Nation by ESPN.com for the 2020-21 season.

• Played one season at Cal ... Averaged 12.8 points and 5.0 rebounds over his final 10 games ... Included in the 10-game span was a career-high 24 points versus Stanford and eight boards against Southern California ... Led the team with 35 blocked shots and shot 35.5 percent from 3-point range (27-of-76).

• Coach Musselman said his play at Auburn was "his best overall game."

• Was just 6-of-6 at the free throw line through eight games but was 6-of-6 at the line in game nine alone (at Auburn).

• Is perfect 16-of-16 at the line this season

• 27th in the NCAA / 2nd in the SEC in blocked shots (2.3 avg.) • 16th in the NCAA/1st in the SEC in total blocked shots (23).

• 2nd SEC in defensive rebs (5.9) • 9th in the SEC in rebounding (7.3).

• On a per 40 minute basis, averages 14.0 rebounds • 4.4 blocks

• Through first seven games, was the only Razorback to have a Plus/Minus higher than minutes played .. Second on the team with Plus-Minus of +179 BUT has team-best +31.26 per 40 minutes.

2020-21 HIGHLIGHTS:

• Had a game-high 23 points — one shy of his career high — and tied a then career-high with eight rebounds ... Drained 4-of-5 from 3-point range and added three blocked shots ... 23 pts ties for 3rd-best production by a Razorback in his debut since 1980.

• Only scored six points, but had a career-high 16 rebounds and tied his career-high with six blocked shots ... Only Razorback on record to have as many as 16 rebounds and six blocked shots in a game ... Only SEC player to have 16 and 6 since in a game since Kentucky's Anthony Davis had 16 and 6 (ironically with just six points too) in the 2012 national championship game.

• Scored 12 points in just 12 minutes versus UT Arlington, making 5-of-6 shots, including 2-of-3 from 3-point range.

• Was just 2-of-8 from the field (all 3-pointers) versus Lipscomb but had a game-high nine rebounds with four blocked shots in just 15 minutes played.

• Only scored three points vs Southern (a 3-pointer) but had nine rebounds (all defensive) with three blocked shots and a career-high three steals.

• Had his second career double-digit rebound game with 10 versus Central Arkansas (nine defensive) ... Added nine points and two blocked shots.

• Pumped in 17 points, making 6-of-6 from the free throw line, at Auburn with five rebounds.

CONNOR VANOVER 2020-21 GAME STATS

Opponent	Date	GS	Min	FG	FGA	Pct	3FG	3A	Pct	FT	FTA	Pct	O	D	Tot	Avg	PF	FO	A	TO	Blk	Stl	Pts	Avg
MISSISSIPPI VALLEY	11/25/20		19	8	11	.727	4	5	.800	3	3	1.000	3	5	8	8.0	0	0	0	0	3	0	23	23.0
NORTH TEXAS	11/28/20	*	34	3	4	.750	0	1	.000	0	0	.000	2	14	16	12.0	2	0	2	2	6	0	6	14.5
UT ARLINGTON	12/02/20	*	12	5	6	.833	2	3	.667	0	0	.000	1	1	2	8.7	1	0	0	0	2	1	12	13.7
LIPSCOMB	12/05/20	*	15	2	8	.250	2	8	.250	0	0	.000	0	9	9	8.8	0	0	1	0	4	1	6	11.8
SOUTHERN U.	12/09/20	*	20	1	4	.250	1	3	.333	0	0	.000	0	9	9	8.8	1	0	0	0	3	3	3	10.0
CENTRAL ARKANSAS	12/12/20	*	27	4	8	.500	1	2	.500	0	0	.000	1	9	10	9.0	1	0	0	1	2	0	9	9.8
ORAL ROBERTS	12/20/20	*	9	1	5	.200	1	3	.333	0	0	.000	1	2	3	8.1	0	0	0	0	0	0	3	8.9
ABILENE CHRISTIAN	12/22/20	*	26	2	5	.400	0	2	.000	3	3	1.000	1	3	4	7.6	2	0	2	1	0	0	7	8.6
at Auburn	12/30/20	*	26	5	11	.455	1	6	.167	6	6	1.000	3	2	5	7.3	3	0	0	0	1	1	17	9.6
MISSOURI	01/02/21	*	20	0	11	.000	0	5	.000	4	4	1.000	2	5	7	7.3	3	0	2	0	2	2	4	9.0
Totals		9	208	31	73	.425	12	38	.316	16	16	1.000	14	59	73	7.3	13	0	7	4	23	8	90	9.0

• Led his team in Pts:	2
• Led his team in Rebs:	7
• CAREER: Double-figure Pts:	11
Double-figure rebs:	2
20-pt gms:	2
Gms with a 3 PT FG:	20
Gms with 3+ 3PT FG:	2
Gms with 3+ Blks:	9

PERSONAL BESTS

POINTS

Season: 23	vs Mississippi Valley State (11/25/20)
Career: 24	at Stanford (03/07/19)
SEC: 17	at Auburn (12/30/20)

FG MADE

Season: 8	vs Mississippi Valley State (11/25/20)
Career: 9	at Stanford (03/07/19)
SEC: 5	at Auburn (12/30/20)

FG ATTEMPTED

Season: 11 (3x)	last vs Missouri (01/02/21)
Career: 15	vs Washington (02/28/19)
SEC: 11 (2x)	last vs Missouri (01/02/21)

3-POINT FG MADE

Season: 4	vs Mississippi Valley State (11/25/20)
Career: 5	at Stanford (03/07/19)
SEC: 1	at Auburn (12/30/20)

3-PT FG ATTEMPTS

Season: 8	vs Lipscomb (12/05/20)
Career: 8	vs Lipscomb (12/05/20)
SEC: 6	at Auburn (12/30/20)

FT MADE

Season: 6	at Auburn (12/30/20)
Career: 6	at Auburn (12/30/20)
SEC: 6	at Auburn (12/30/20)

FT ATTEMPTED

Season: 6	at Auburn (12/30/20)
Career: 6	at Auburn (12/30/20)
SEC: 6	at Auburn (12/30/20)

REBOUNDS

Season: 16	vs North Texas (11/28/20)
Career: 16	vs North Texas (11/28/20)
SEC: 5	at Auburn (12/30/20)

ASSISTS

Season: 2	vs North Texas (11/28/20)
Career: 2 (2x)	last vs North Texas (11/28/20)
SEC: -	

STEALS

Season: 3	vs Southern (12/09/20)
Career: 3	vs Southern (12/19/20)
SEC: 2	vs Missouri (01/02/21)

BLOCKED SHOTS

Season: 6	vs North Texas (11/28/20)
Career: 6 (2x)	last vs North Texas (11/28/20)
SEC: 2	vs Missouri (01/02/21)

MINUTES

Season: 34:05	vs North Texas (11/28/20)
Career: 34:05	vs North Texas (11/28/20)
SEC: 26:13	at Auburn (12/30/20)

CONNOR VANOVER CAREER STATISTICS

Year	GP	GS	Min	Avg	FG	FGA	Pct	3FG	3FGA	Pct	FT	FTA	Pct	Off	Def	Tot	Avg	PF	FO	Ast	TO	Blk	Stl	Pts	Avg
2018-19 (CAL)	28	15	491	17.5	83	177	.469	27	76	.355	16	24	.667	21	62	83	3.0	38	2	5	18	35	7	209	7.5
2019-20 - REDSHIRTED																									
2020-21 (ARK)	10	9	208	20.8	31	73	.425	12	38	.316	16	16	1.000	14	59	73	7.3	13	0	7	4	23	8	90	9.0
TOTAL	38	24	699	18.4	114	250	.456	39	114	.342	32	40	.800	35	121	156	4.1	51	2	12	22	58	15	299	7.9

Effort. Energy. Enthusiasm.

ONE
RAZORBACK



ETHAN HENDERSON

Jr. | F | 6-8 | 210

Little Rock, Ark. | Parkview Magnet HS

24

@kvng44

@kvng44

- Has been productive in his limited playing time in wins over Mississippi Valley State, Lipscomb and Southern.
- In 30 minutes, has six points, nine rebounds and two blocked shots ... Has just missed one shot (3-of-4 FG).
- On a per 40-minute basis, averages 12.0 rebounds and 2.7 blocked shots.

- Born: Feb. 14, 2000 in Little Rock
- His ultimate pick-up game would be his team (with Kobe, LeBron, Shaq & Kyrie) vs. Stephen, Magic, Stockton, The Admiral & Kareem.
- If he could play with any former Razorback it would be Scottie Thurman.

- Led the Razorbacks in Rebs:2
- Double-figure Pts:1

ETHAN HENDERSON 2020-21 GAME STATS

Opponent	Date	GS	Min	FG	FGA	Pct	3FG	3A	Pct	FT	FTA	Pct	O	D	Tot	Avg	PF	FO	A	TO	Blk	Stl	Pts	Avg
MISSISSIPPI VALLEY	11/25/20		7	1	1	1.000	0	0	.000	0	0	.000	2	1	3	3.0	1	0	0	0	1	0	2	2.0
NORTH TEXAS	1/28/20	DNP																						
UT ARLINGTON	12/02/20	DNP																						
LIPSCOMB	12/05/20	14	2	3	.667	0	0	.000	0	0	.000	1	3	4	3.5	1	0	0	0	1	0	4	3.0	
SOUTHERN U.	12/09/20	5	0	0	.000	0	0	.000	0	0	.000	1	1	2	3.0	0	0	0	0	0	0	0	2.0	
CENTRAL ARKANSAS	12/12/20	DNP																						
ORAL ROBERTS	12/20/20	DNP																						
ABILENE CHRISTIAN	12/22/20	DNP																						
at Auburn	12/30/20	1	0	0	.000	0	0	.000	0	0	.000	0	0	0	2.3	1	0	0	0	0	0	0	1.5	
MISSOURI	01/02/21	3	0	0	.000	0	0	.000	1	2	.500	0	0	0	1.8	0	0	0	0	0	0	1	1.4	
Totals		0	30	3	4	.750	0	0	.000	1	2	.500	4	5	9	1.8	3	0	0	0	2	0	7	1.4

PERSONAL BESTS

POINTS

Season: 4 vs Lipscomb (12/05/20)
Career: 10 vs LSU (03/04/20)
SEC: 10 vs LSU (03/04/20)

FG MADE

Season: 2 vs Lipscomb (12/05/20)
Career: 3 (3x) last vs LSU (03/04/20)
SEC: 3 (2x) last vs LSU (03/04/20)

FG ATTEMPTED

Season: 3 vs Lipscomb (12/05/20)
Career: 6 at Providence (03/19/19)
SEC: 4 at Florida (02/18/20)

3-POINT FG MADE

Career: ---

3-PT FG ATTEMPTS

Career: ---

FT MADE

Season: 1 vs Missouri (01/02/21)
Career: 4 vs LSU (03/04/20)
SEC: 4 vs LSU (03/04/20)

FT ATTEMPTED

Season: 3 vs Missouri (01/02/21)
Career: 9 vs LSU (03/04/20)
SEC: 9 vs LSU (03/04/20)

REBOUNDS

Season: 4 vs Lipscomb (12/05/20)
Career: 9 vs Tennessee (02/26/20)
SEC: 9 vs Tennessee (02/26/20)

ASSISTS

Season: -
Career: 2 at Texas A&M (03/07/20)
SEC: 2 at Texas A&M (03/07/20)

STEALS

Season: -
Career: 2 at Tennessee (01/15/19)
SEC: 2 at Tennessee (01/15/19)

BLOCKED SHOTS

Season: 1 (2x) last vs Lipscomb (12/05/20)
Career: 4 at Texas A&M (03/07/20)
SEC: 4 at Texas A&M (03/07/20)

MINUTES

Season: 13:55 vs Lipscomb (12/05/20)
Career: 29:53 vs Tennessee (02/26/20)
SEC: 29:53 vs Tennessee (02/26/20)

ETHAN HENDERSON CAREER STATISTICS

Year	GP	GS	Min	Avg	FG	FGA	Pct	3FG	3FGA	Pct	FT	FTA	Pct	Off	Def	Tot	Avg	PF	FO	Ass	TO	Blk	Stl	Pts	Avg
2018-19	12	0	51	4.3	5	10	.500	0	0	.000	1	3	.333	3	9	12	1.0	6	0	1	3	2	3	11	0.9
2019-20	20	6	184	9.2	12	21	.571	0	0	.000	7	17	.412	16	30	46	2.3	32	1	4	2	16	4	31	1.6
2020-21	5	0	30	6.0	3	4	.750	0	0	.000	1	2	.500	4	5	9	1.8	3	0	0	0	2	0	7	1.4
TOTAL	37	6	265	7.2	20	35	.571	0	0	.000	9	22	.409	23	44	67	1.8	41	1	5	5	20	7	49	1.3

ARKANSAS RAZORBACKS

2020-21 COMBINED REPORT

RECORD:	OVERALL	HOME	AWAY	NEUTRAL
ALL GAMES	9-1	8-1	1-0	0-0
CONFERENCE	1-1	0-1	1-0	0-0
NON-CONFERENCE	8-0	8-0	0-0	0-0

#	Player	GPGS	Min	Avg	• TOTAL •			• 3-PTS •			• REBOUNDS •			PF		A TO Blk Stl					Pts Avg							
					FG	FGA	Pct	3FG	FGA	Pct	FT	FTA	Pct										Off	Def	Tot	Avg		
5	Moses Moody	10	10	31.3	31.3	51	110	.464	21	50	.420	46	59	.780	25	36	61	6.1	19	0	17	12	7	14	169	16.9		
1	JD Notae	10	0	23.3	23.3	50	122	.410	19	63	.302	35	45	.778	6	28	34	3.4	23	1	25	20	6	13	154	15.4		
3	Desi Sills	10	10	28.3	28.3	46	95	.484	15	40	.375	26	40	.650	13	28	41	4.1	18	0	24	13	4	20	133	13.3		
0	Justin Smith	9	9	23.9	26.6	42	94	.447	2	13	.154	18	32	.563	31	33	64	7.1	17	0	9	15	6	10	104	11.6		
11	Jalen Tate	10	10	26.8	26.8	40	76	.526	8	22	.364	11	16	.688	15	26	41	4.1	29	1	42	22	3	10	99	9.9		
23	Connor Vanover	10	9	20.8	20.8	31	73	.425	12	38	.316	16	16	1.000	14	59	73	7.3	13	0	7	4	23	8	90	9.0		
2	Vance Jackson Jr.	10	1	13.9	13.9	15	43	.349	9	31	.290	5	7	.714	6	20	26	2.6	8	0	10	6	2	2	44	4.4		
4	Davonte Davis	8	1	9.7	12.1	13	27	.481	1	2	.500	4	6	.667	10	11	21	2.6	13	0	8	6	0	8	31	3.9		
12	Khalen Robinson	10	0	8.7	8.7	9	21	.429	5	12	.417	6	8	.750	0	8	8	0.8	14	1	10	5	1	3	29	2.9		
10	Jaylin Williams	8	0	9.0	11.3	8	17	.471	4	12	.333	5	7	.714	8	22	30	3.8	9	0	3	5	6	2	25	3.1		
24	Ethan Henderson	5	0	3.0	6.0	3	4	.750	0	0	.000	1	2	.500	4	5	9	1.8	3	0	0	0	2	0	7	1.4		
13	Emeka Obukwelu	3	0	7.0	2.3	0	1	.000	0	1	.000	0	0	.000	0	1	1	0.3	0	0	1	0	0	0	0	0.0		
14	Brandon Kimble	3	0	4.0	1.3	0	0	.000	0	0	.000	0	0	.000	0	1	1	0.3	0	0	0	1	0	0	0	0.0		
33	Bryson Morehead	2	0	2.0	1.0	0	1	.000	0	1	.000	0	0	.000	0	0	0	0.0	0	0	0	0	0	0	0	0.0		
TEAM.....															14	19	33	3.3	0		4				0			
ARKANSAS.....					10			308	684	.450	96	285	.337	173	238	.727	146	297	443	44.3	166	3	156	113	60	90	885	88.5
Opponents.....					10			232	602	.385	70	230	.304	125	186	.672	93	259	352	35.2	195	3	113	151	29	55	659	65.9

Team Statistics	ARK	OPP
SCORING	885	659
Points per game	88.5	65.9
Scoring margin	+22.6	-
FIELD GOALS-ATT	308-684	232-602
Field goal pct	.450	.385
3 POINT FG-ATT	96-285	70-230
3-point FG pct	.337	.304
3-pt FG made per game	9.6	7.0
FREE THROWS-ATT	173-238	125-186
Free throw pct	.727	.672
F-Throws made per game	17.3	12.5
REBOUNDS	443	352
Rebounds per game	44.3	35.2
Rebounding margin	+9.1	-
ASSISTS	156	113
Assists per game	15.6	11.3
TURNOVERS	113	151
Turnovers per game	11.3	15.1
Turnover margin	+3.8	-
Assist/turnover ratio	1.4	0.7
STEALS	90	55
Steals per game	9.0	5.5
BLOCKS	60	29
Blocks per game	6.0	2.9
ATTENDANCE	37622	1824
Home games-Avg/Game	9-4180	1-1824
Neutral site-Avg/Game	-	0-0

Date	Opponent	Result	Score	Attend
11/25/20	MISSISSIPPI VALLEY	W	142-62	# 4400
11/28/20	NORTH TEXAS	W	69-54	# 4400
12/02/20	UT ARLINGTON	W	72-60	# 4400
12/05/20	LIPSCOMB	W	86-50	4266
12/09/20	SOUTHERN U.	W	79-44	3256
12/12/20	CENTRAL ARKANSAS	W	100-75	4189
12/20/20	ORAL ROBERTS	W	87-76	4201
12/22/20	ABILENE CHRISTIAN	W	85-72	4110
* 12/30/20	at Auburn	W	97-85	1824
* 01/02/21	MISSOURI	L	68-81	# 4400

* = SEC game % = SEC/Big 12 Challenge
 ^ = SEC Tournament (Nashville, Tenn.)
 # = Sellout

SCORE BY PERIODS:	1st	2nd	OT	Total
Arkansas	426	459	-	885
Opponents	314	345	-	659

ARKANSAS RAZORBACKS

2020-21 SEASON RESULTS & LEADERS

RECORD:	OVERALL	HOME	AWAY	NEUTRAL
ALL GAMES	9-1	8-1	1-0	0-0
CONFERENCE	1-1	0-1	1-0	0-0
NON-CONFERENCE	8-0	8-0	0-0	0-0

DATE	TIME (CT)	OPPONENT	TV	R E S U L T	ATTEND	RECORD	(SEC)	HIGH POINTS	HIGH REBOUNDS
11/25/20	6:30 pm	MISSISSIPPI VALLEY	SEC Network Plus	W 142-62	# 4400	1-0	--	(23)Connor Vanover	(10)Jaylin Williams
11/28/20	6:30 pm	NORTH TEXAS	SEC Network Plus	W 69-54	# 4400	2-0	--	(18)Justin Smith	(16)Connor Vanover
12/02/20	8:00 pm	UT ARLINGTON	SEC Network	W 72-60	# 4400	3-0	--	(24)Moses Moody	(9)Moses Moody (9)Justin Smith
12/05/20	4:00 pm	LIPSCOMB	SEC Network	W 86-50	4266	4-0	--	(18)Moses Moody	(9)Connor Vanover
12/09/20	7:00 pm	+ SOUTHERN U.	SEC Network Plus	W 79-44	3256	5-0	--	(14)Davonte Davis	(9)Connor Vanover
12/12/20	7:00 pm	CENTRAL ARKANSAS	SEC Network Alternate	W 100-75	4189	6-0	--	(22)JD Notae	(10)Connor Vanover
12/20/20	1:00 pm	ORAL ROBERTS	SEC Network	W 87-76	4201	7-0	--	(22)Justin Smith	(17)Justin Smith
12/22/20	4:00 pm	ABILENE CHRISTIAN	SEC Network	W 85-72	4110	8-0	--	(21)Moses Moody	(10)Justin Smith
12/30/20	6:00 pm	* at Auburn	ESPN2	W 97-85	1824	9-0	1-0	(23)Desi Sills	(6)Desi Sills (6)Moses Moody
01/02/21	11:00 am	* MISSOURI	CBS	68-81 L	# 4400	9-1	1-1	(19)JD Notae	(10)Moses Moody

Home Games in CAPS | * - Southeastern Conference game | % - Big 12/SEC Challenge | ^ - SEC Tournament (Nashville, Tenn. - Bridgestone Arena)

+ - game was added after Tulsa game (Dec. 10) was canceled due to Tulsa's COVID-19 protocols

- sellout due COVID-19 protocols, arena has limited capacity requirements

ATTENDANCE SUMMARY	GAMES	TOTALS	AVG/GAME
HOME	9	37622	4180
AWAY	1	1824	1824
NEUTRAL	0	0	0
TOTAL	10	39446	3945

ARKANSAS RAZORBACKS

2020-21 SEASON STATISTICS • ALL GAMES

RECORD:	OVERALL	HOME	AWAY	NEUTRAL
ALL GAMES	9-1	8-1	1-0	0-0
CONFERENCE	1-1	0-1	1-0	0-0
NON-CONFERENCE	8-0	8-0	0-0	0-0

##	Player	GP	GS	Min	Avg	• TOTAL •			• 3-PTS •			• REBOUNDS •															
						FG	FGA	Pct	3FG	FGA	Pct	FT	FTA	Pct	Off	Def	Tot	Avg	PF	FO	A	TO	Blk	St	Pts	Avg	
5	Moses Moody	9	9	27.4	30.4	47	95	.495	17	42	.405	40	49	.816	21	30	51	5.7	15	0	16	11	6	12	151	16.8	
1	JD Notae	9	0	20.2	22.4	44	104	.423	18	59	.305	29	38	.763	5	26	31	3.4	19	1	24	16	6	11	135	15.0	
3	Desi Sills	9	9	24.6	27.3	45	85	.529	15	36	.417	22	34	.647	12	25	37	4.1	15	0	22	13	4	17	127	14.1	
0	Justin Smith	9	9	23.9	26.6	42	94	.447	2	13	.154	18	32	.563	31	33	64	7.1	17	0	9	15	6	10	104	11.6	
11	Jalen Tate	9	9	23.8	26.4	37	71	.521	7	19	.368	10	14	.714	15	25	40	4.4	24	0	41	21	3	10	91	10.1	
23	Connor Vanover	9	8	18.8	20.9	31	62	.500	12	33	.364	12	12	1.000	12	54	66	7.3	10	0	5	4	21	6	86	9.6	
2	Vance Jackson Jr.	9	1	13.8	15.3	15	43	.349	9	31	.290	5	7	.714	6	20	26	2.9	8	0	10	6	2	2	44	4.9	
12	Khalen Robinson	9	0	8.5	9.4	9	21	.429	5	12	.417	6	8	.750	0	8	8	0.9	13	1	10	5	1	3	29	3.2	
4	Davonte Davis	7	0	7.7	11.0	11	21	.524	1	2	.500	4	4	1.000	7	10	17	2.4	9	0	8	5	0	5	27	3.9	
10	Jaylin Williams	7	0	7.3	10.4	5	11	.455	3	8	.375	4	6	.667	7	20	27	3.9	7	0	3	5	4	1	17	2.4	
24	Ethan Henderson	4	0	2.7	6.8	3	4	.750	0	0	.000	0	0	.000	4	5	9	2.3	3	0	0	0	2	0	6	1.5	
13	Emeka Obukwelu	3	0	7	2.3	0	1	.000	0	1	.000	0	0	.000	0	1	1	0.3	0	0	1	0	0	0	0	0.0	
14	Brandon Kimble	3	0	4	1.3	0	0	.000	0	0	.000	0	0	.000	0	1	1	0.3	0	0	0	1	0	0	0	0.0	
33	Bryson Morehead	2	0	2	1.0	0	1	.000	0	1	.000	0	0	.000	0	0	0	0.0	0	0	0	0	0	0	0	0.0	
TEAM.....															10	19	29	3.2	0		2				0		
ARKANSAS.....				9			289	613	.471	89	257	.346	150	204	.735	130	277	407	45.2	140	2	149	104	55	77	817	90.8
Opponents.....				9			208	551	.377	65	211	.308	97	147	.660	83	218	301	33.4	166	3	99	130	28	52	578	64.2

SCORE BY PERIODS:	1st	2nd	Total
Arkansas	426	459	885
Opponents	314	345	659

DEADBALL REBOUNDS:	OFF	DEF	TOTAL
Arkansas	30	10	40
Opponents	31	6	37

ARKANSAS RAZORBACKS

2020-21 STATISTICS • SEC GAMES ONLY

RECORD:	OVERALL	HOME	AWAY
SEC ONLY	1-1	0-1	1-0

##	Player	GP	GS	Min	Avg	• TOTAL •			• 3-PTS •			• REBOUNDS •				PF	FO	A	TO	Blk	St	Pts	Avg						
						FG	FGA	Pct	3FG	FGA	Pct	FT	FTA	Pct	Off									Def	Tot	Avg			
1	JD Notae	2	0	58	29.0	12	30	.400	3	10	.300	13	16	.813	1	5	6	3.0	5	0	3	6	2	6	40	20.0			
5	Moses Moody	2	2	78	39.0	8	26	.308	6	14	.429	12	16	.750	6	10	16	8.0	6	0	2	3	1	4	34	17.0			
3	Desi Sills	2	2	72	36.0	9	25	.360	4	11	.364	7	12	.583	5	5	10	5.0	3	0	4	2	1	5	29	14.5			
23	Connor Vanover	2	2	46	23.0	5	22	.227	1	11	.091	10	10	1.000	5	7	12	6.0	6	0	2	0	3	3	21	10.5			
11	Jalen Tate	2	2	59	29.5	8	13	.615	1	4	.250	3	4	.750	0	4	4	2.0	9	1	5	3	0	2	20	10.0			
4	Davonte Davis	2	1	33	16.5	4	9	.444	0	0	.000	0	2	.000	4	1	5	2.5	4	0	1	1	0	5	8	4.0			
10	Jaylin Williams	2	0	21	10.5	3	6	.500	1	4	.250	1	1	1.000	2	3	5	2.5	4	0	1	0	2	1	8	4.0			
0	Justin Smith	1	1	12	12.0	2	3	.667	0	0	.000	0	2	.000	1	3	4	4.0	1	0	1	1	0	0	4	4.0			
24	Ethan Henderson	2	0	4	2.0	0	0	.000	0	0	.000	1	2	.500	0	0	0	0.0	1	0	0	0	0	0	1	0.5			
2	Vance Jackson Jr.	2	0	13	6.5	0	2	.000	0	2	.000	0	0	.000	0	2	2	1.0	1	0	1	0	0	0	0	0.0			
12	Khalen Robinson	2	0	4	2.0	0	0	.000	0	0	.000	0	0	.000	0	0	0	0.0	2	0	0	0	0	0	0	0.0			
TEAM.....														5	1	6	3.0	0		3				0					
RAZORBACKS.....						2			51	136	.375	16	56	.286	47	65	.723	29	41	70	35.0	42	1	20	19	9	26	165	82.5
Opponents.....						2			52	105	.495	20	48	.417	42	63	.667	21	64	85	42.5	49	0	32	40	6	9	166	83.0

SCORE BY PERIODS:	1st	2nd	Total
Arkansas	77	88	165
Opponents	74	92	166

DEADBALL REBOUNDS:	OFF	DEF	TOTAL
Arkansas	9	1	10
Opponents	11	1	12

2020-21 RAZORBACK GAME-BY-GAME STATISTICS

				• TOTAL •			• 3-PTRS •							• REBOUNDS •										
Opponent	Date	Score	W/L	FG	FGA	Pct	3FG	FGA	Pct	FT	FTA	Pct	Off	Def	Tot	Avg	PF	A	TO	Blk	Stl	Pts	Avg	
MISSISSIPPI VALLEY	11/25/20	142-62	W	48	86	.558	20	40	.500	26	33	.788	20	38	58	58.0	12	26	7	4	11	142	142.0	
NORTH TEXAS	11/28/20	69-54	W	23	55	.418	6	22	.273	17	26	.654	12	28	40	49.0	14	10	16	8	9	69	105.5	
UT ARLINGTON	12/02/20	72-60	W	25	62	.403	7	21	.333	15	19	.789	17	26	43	47.0	16	12	11	4	8	72	94.3	
LIPSCOMB	12/05/20	86-50	W	33	66	.500	11	34	.324	9	12	.750	10	44	54	48.8	21	17	12	7	4	86	92.2	
SOUTHERN U.	12/09/20	79-44	W	30	67	.448	11	33	.333	8	17	.471	13	33	46	48.2	10	16	12	8	8	79	89.6	
CENTRAL ARKANSAS	12/12/20	100-75	W	40	76	.526	12	30	.400	8	9	.889	7	28	35	46.0	15	26	8	8	10	100	91.3	
ORAL ROBERTS	12/20/20	87-76	W	32	77	.416	4	24	.167	19	27	.704	24	34	58	47.7	18	14	15	7	8	87	90.7	
ABILENE CHRISTIAN	12/22/20	85-72	W	26	59	.441	9	25	.360	24	30	.800	14	25	39	46.6	18	15	13	5	6	85	90.0	
at Auburn	12/30/20	97-85	W	32	65	.492	9	28	.321	24	31	.774	13	21	34	45.2	16	13	10	4	13	97	90.8	
MISSOURI	01/02/21	68-81	L	19	71	.268	7	28	.250	23	34	.676	16	20	36	44.3	26	7	9	5	13	68	88.5	
Arkansas		885		308	684	.450	96	285	.337	173	238	.727	146	297	443	44.3	166	156	113	60	90	885	88.5	
Opponents		659		232	602	.385	70	230	.304	125	186	.672	93	259	352	35.2	195	113	151	29	55	659	65.9	

Games played: 10

Points/game: 88.5

FG Pct: 45.0

3FG Pct: 33.7

FT Pct: 72.7

Rebounds/game: 44.3

Assists/game: 15.6

Turnovers/game: 11.3

Assist/turnover ratio: 1.4

Steals/game: 9.0

Blocks/game: 6.0

2020-21 OPPONENT GAME-BY-GAME STATISTICS

Opponent	Date	Score	W/L	• TOTAL •			• 3-PTRS •						• REBOUNDS •										
				FG	FGA	Pct	3FG	FGA	Pct	FT	FTA	Pct	Off	Def	Tot	Avg	PF	A	TO	Blk	Stl	Pts	Avg
MISSISSIPPI VALLEY	11/25/20	142-62	W	23	72	.319	13	39	.333	3	6	.500	11	22	33	33.0	26	12	21	6	3	62	62.0
NORTH TEXAS	11/28/20	69-54	W	21	58	.362	2	13	.154	10	13	.769	10	26	36	34.5	17	10	16	2	5	54	58.0
UT ARLINGTON	12/02/20	72-60	W	21	54	.389	7	19	.368	11	16	.688	10	20	30	33.0	18	7	13	3	7	60	58.7
LIPSCOMB	12/05/20	86-50	W	15	59	.254	5	21	.238	15	27	.556	8	24	32	32.8	11	9	7	0	7	50	56.5
SOUTHERN U.	12/09/20	79-44	W	18	63	.286	1	13	.077	7	10	.700	10	29	39	34.0	21	5	15	0	6	44	54.0
CENTRAL ARKANSAS	12/12/20	100-75	W	28	66	.424	9	26	.346	10	12	.833	8	29	37	34.5	12	14	14	1	5	75	57.5
ORAL ROBERTS	12/20/20	87-76	W	25	64	.391	8	29	.276	18	24	.750	7	25	32	34.1	22	11	13	7	10	76	60.1
ABILENE CHRISTIAN	12/22/20	85-72	W	29	61	.475	5	22	.227	9	15	.600	8	20	28	33.4	19	13	12	4	3	72	61.6
at Auburn	12/30/20	97-85	W	28	54	.519	15	29	.517	14	24	.583	11	23	34	33.4	20	18	19	5	6	85	64.2
MISSOURI	01/02/21	68-81	L	24	51	.471	5	19	.263	28	39	.718	10	41	51	35.2	29	14	21	1	3	81	65.9
Opponents		659		232	602	.385	70	230	.304	125	186	.672	93	259	352	35.2	195	113	151	29	55	659	65.9
Arkansas		885		308	684	.450	96	285	.337	173	238	.727	146	297	443	44.3	166	156	113	60	90	885	88.5

Games played: 10

Points/game: 65.9

FG Pct: 38.5

3FG Pct: 30.4

FT Pct: 67.2

Rebounds/game: 35.2

Assists/game: 11.3

Turnovers/game: 15.1

Assist/turnover ratio: 0.7

Steals/game: 5.5

Blocks/game: 2.9

ARKANSAS RAZORBACKS

2020-21 GAME-BY-GAME POINTS-ASSISTS-REBOUNDS

				0	1	2	3	4	5	10	11	12	13	14	22	23	24	33
Opponent	Date	Score	WL	Smith	Notae	Jackson	Sills	Davis	Moody	Williams	Tate	Robinson	Obukwelu	Kimble	Iyola	Vanover	Henderson	Morehead
MVSU	11/25/20	142-62	W	13-4-2	13-5-7	15-7-0	19-2-2	5-3-2	16-3-2	9-10-1	12-5-6	15-2-3	0-1-1	0-1-0	DNP-Inj	23-8-0	2-3-0	0-0-0
UNT	11/28/20	69-54	W	18-6-1	16-6-3	0-0-0	14-3-1	DNP	11-2-1	DNP	2-4-2	2-0-0	DNP	DNP	DNP-Inj	6-16-2	DNP	DNP
UTA	12/02/20	72-60	W	11-9-2	5-2-1	0-5-1	3-3-2	DNP	24-9-1	0-3-0	14-6-4	3-0-1	DNP	DNP	DNP-Inj	12-2-0	DNP	DNP
LIPS	12/05/20	86-50	W	9-6-0	12-4-1	10-3-1	6-4-2	4-3-1	18-8-3	6-7-1	6-4-3	5-2-4	0-0-0	0-0-0	DNP-Inj	6-9-1	4-4-0	DNP
SU	12/09/20	79-44	W	11-4-2	12-2-0	3-2-2	11-3-5	14-7-2	12-5-2	0-2-0	12-4-2	1-2-1	0-0-0	0-0-0	DNP-Inj	3-9-0	0-2-0	0-0-0
UCA	12/12/20	100-75	W	12-4-1	22-2-6	6-0-1	17-3-4	0-1-0	15-7-3	2-2-0	17-1-11	0-0-0	DNP	DNP	DNP-Inj	9-10-0	DNP	DNP
ORU	12/20/20	87-76	W	22-17-0	15-5-3	5-4-2	16-10-2	0-1-2	18-7-1	DNP	8-6-4	0-1-0	DNP	DNP	DNP-Inj	3-3-0	DNP	DNP
ACU	12/22/20	85-72	W	4-10-0	19-2-1	5-3-2	18-3-2	0-1-0	21-4-2	0-1-0	8-7-5	3-1-1	DNP	DNP	DNP-Inj	7-4-2	DNP	DNP
at AUB	12/30/20	97-85	W	4-4-1	21-3-2	0-2-1	23-6-2	4-1-1	16-6-1	0-2-1	12-3-4	0-0-0	DNP	DNP	DNP-Inj	17-5-0	0-0-0	DNP
MIZZOU	01/02/21	68-81	L	DNP	19-3-1	0-0-0	6-4-2	4-4-0	18-10-1	8-3-0	8-1-1	0-0-0	DNP	DNP	4-7-2	1-0-0	DNP	

ARKANSAS RAZORBACKS

2020-21 STARTING LINEUPS

Date	Opponent		1st SUB(S)					Outcome	RECORD BY LINEUP:						RECORD BY STARTER				
Nov. 25	Miss Valley St	Tate	Sills	Moody	Smith	Jackson	Notae / Williams	W, 142-62	Tate	Sills	Moody	Smith	Jackson	1-0	Tate	10	9-1		
Nov. 28	North Texas	Tate	Sills	Moody	Smith	Vanover	Robinson	W, 69-54	Tate	Sills	Moody	Smith	Vanover	8-0	Sills	10	9-1		
Dec. 2	UT Arlington	Tate	Sills	Moody	Smith	Vanover	Jackson	W, 72-60	Tate	Sills	Moody	Davis	Vanover	0-1	Moody	10	9-1		
Dec. 5	Lipscomb	Tate	Sills	Moody	Smith	Vanover	Williams	W, 86-50							Smith	9	9-0		
Dec. 9	Southern	Tate	Sills	Moody	Smith	Vanover	Notae	W, 79-44							Vanover	9	8-1		
Dec. 12	Central Arkansas	Tate	Sills	Moody	Smith	Vanover	Notae	W, 100-75							Jackson	1	1-0		
Dec. 20	Oral Roberts	Tate	Sills	Moody	Smith	Vanover	Notae	W, 87-76							Davis	1	0-1		
Dec. 22	Abilene Christian	Tate	Sills	Moody	Smith	Vanover	Notae	W, 85-72											
Dec. 30	at Auburn	Tate	Sills	Moody	Smith	Vanover	Notae	W, 97-85											
Jan. 2	Missouri	Tate	Sills	Moody	Davis	Vanover	Notae / Williams	L, 68-81											
																	RECORD BY 1ST SUB		
																	(including ties)		
																	Notae	7	6-1
																	Williams	3	2-1
																	Jackson	1	1-0
																	Robinson	1	1-0

ARKANSAS RAZORBACKS

2020-21 SPECIALTY STATS (ARKANSAS/OPPONENT)

Opponent	Pts in Paint	Pts Off TO	2nd Chance	Fast Break	Bench	Ties	Lead Chng	Ark Largest Lead	Best Ark Run	Opp Largest Lead	Best Opp Run	Ark Led	Opp Led	Gm Tied
MISS VALLEY ST	56 / 16	43 / 5	32 / 9	24 / 15	67 / 17	0	2	80 2:08 2nd	28-0	1 19:20 1st	8-0	37:56	1:54	0:10
NORTH TEXAS	26 / 34	20 / 11	14 / 4	14 / 12	18 / 18	3	0	20 16:11 2nd	10-0	- - -	9-0	36:51	-	3:09
UT ARLINGTON	28 / 14	20 / 10	21 / 6	11 / 4	8 / 18	4	2	21 13:05 2nd	13-0	3 17:25 1st	6-0	35:30	2:27	2:03
LIPSCOMB	38 / 16	7 / 7	20 / 10	18 / 4	41 / 24	0	0	42 6:30 2nd	12-0	- - -	9-0	39:47	--	0:13
SOUTHERN	32 / 26	21 / 11	21 / 6	16 / 8	30 / 19	0	0	35 0:18 2nd	17-0	- - -	6-0	39:40	--	0:20
CENTRAL ARK.	54 / 32	13 / 11	6 / 10	24 / 19	30 / 29	1	1	26 1:30 2nd	12-0	10 11:35 1st	7-0	27:18	11:20	1:22
ORAL ROBERTS	56 / 22	19 / 21	22 / 6	15 / 11	20 / 15	2	6	11 0:37 2nd	10-0	12 19:43 2nd	8-0	17:17	20:20	2:23
ABILENE CHRISTIAN	24 / 40	10 / 10	15 / 9	11 / 8	27 / 35	0	1	22 3:33 1st	11-0	1 19:30 1st	6-0	39:16	0:14	--
at Auburn	36 / 20	27 / 11	16 / 14	22 / 20	25 / 29	2	2	12 0:01 2nd	10-0	1 16:00 1st	8-0	38:33	0:19	1:08
MISSOURI	22 / 34	15 / 9	11 / 9	13 / 9	28 / 10	3	2	2 9:16 1st	8-0	18 3:24 2nd	6-0	0:14	38:10	1:36

DEFLECTIONS (Arkansas career Only)

Player	18-19	19-20	20-21	Career
Davis	-	-	29	29
Henderson	7	30	2	39
Iyola	-	-	-	-
Jackson	-	-	12	12
Moody	-	-	39	39
Notae	-	-	31	31
Robinson	-	-	4	4
Sills	60	82	56	198
Smith	-	-	43	43
Tate	-	-	22	22
Vanover	-	-	53	53
Williams	-	-	16	16

MOST IN A GAME 2020-21:

14 Smith (UNT)

10 Vanover (UNT • SOU) — Sills (UTA • UCA) — Davis (@AUB)

9 Sills (MYSU • @AUB) — Vanover (LIP) — Davis (MIZ)

CHARGES DRAWN (Arkansas career Only)

Player	17-18	18-19	19-20	20-21	Career
Davis	-	-	-	0	0
Henderson	-	0	1	0	1
Iyola	-	-	-	-	-
Jackson	-	-	-	1	1
Moody	-	-	-	1	1
Notae	-	-	-	1	1
Robinson	-	-	-	2	2
Sills	-	3	5	1	9
Smith	-	-	-	1	1
Tate	-	-	-	4	4
Vanover	-	-	-	0	0
Williams	-	-	-	4	4

DUNKS (Arkansas career Only)

Player	17-18	18-19	19-20	20-21	Career
Davis	-	-	-	0	0
Henderson	-	2	7	1	10
Iyola	-	-	-	-	-
Jackson	-	-	-	1	1
Moody	-	-	-	5	5
Notae	-	-	-	1	1
Robinson	-	-	-	0	0
Sills	-	1	2	3	6
Smith	-	-	-	12	12
Tate	-	-	-	3	3
Vanover	-	-	-	7	7
Williams	-	-	-	0	0

ARKANSAS RAZORBACKS

2020-21 GAME HIGHS IN...

Opponent	DATE	SCORE	RESULT	POINTS	REBOUNDS	ASSISTS	STEALS	BLOCKED SHOTS
MISSISSIPPI VALLEY	11/25/20	142-62	W	23-Connor Vanover	10-Jaylin Williams	7-JD Notae	3-Desi Sills Moses Moody Justin Smith	3-Connor Vanover
NORTH TEXAS	11/28/20	69-54	W	18-Justin Smith	16-Connor Vanover	3-JD Notae	3-Justin Smith Moses Moody	6-Connor Vanover
UT ARLINGTON	12/02/20	72-60	W	24-Moses Moody	9-Justin Smith Moses Moody	4-Jalen Tate	4-Desi Sills	2-Connor Vanover
LIPSCOMB	12/05/20	86-50	W	18-Moses Moody	9-Connor Vanover	4-Khalen Robinson	1-Connor Vanover Khalen Robinson Moses Moody Davonte Davis	4-Connor Vanover
SOUTHERN U.	12/09/20	79-44	W	14-Davonte Davis	9-Connor Vanover	5-Desi Sills	3-Connor Vanover	3-Connor Vanover
CENTRAL ARKANSAS	12/12/20	100-75	W	22-JD Notae	10-Connor Vanover	11-Jalen Tate	3-JD Notae Desi Sills	2-Justin Smith Connor Vanover
ORAL ROBERTS	12/20/20	87-76	W	22-Justin Smith	17-Justin Smith	4-Jalen Tate	2-Justin Smith	3-JD Notae
ABILENE CHRISTIAN	12/22/20	85-72	W	21-Moses Moody	10-Justin Smith	5-Jalen Tate	2-Desi Sills	2-Vance Jackson Jr. Moses Moody
at Auburn	12/30/20	97-85	W	23-Desi Sills	6-Moses Moody Desi Sills	4-Jalen Tate	4-JD Notae	2-JD Notae
MISSOURI	01/02/21	68-81	L	19-JD Notae	10-Moses Moody	2-Desi Sills Connor Vanover	3-Davonte Davis Desi Sills	2-Jaylin Williams Connor Vanover

LED TEAM IN POINTS (including ties)	LED TEAM IN REBS (including ties)	LED TEAM IN ASSISTS (including ties)	LED TEAM IN STEALS (including ties)	LED TEAM IN BLKS (including ties)
Moody 3	Vanover 4	Tate 5	Sills 6	Vanover 7
Smith 2	Smith 3	Notae 2	Moody 3	Notae 2
Notae 2	Moody 3	Sills 2	Smith 3	Smith 1
Sills 1	Sills 1	Vanover 1	Notae 2	Jackson 1
Davis 1	Williams 1	Robinson 1	Vanover 2	Moody 1
Vanover 1			Davis 2	Williams 1
			Robinson 1	

GAME 1		62	Mississippi Valley State 30	32	62	142	
SEC ESPN		ARKANSAS	61	81	142		
Nov. 26, 2020 • Fayetteville, Ark. • Bud Walton Arena							

Mississippi Valley 62 • 0-1

#	Player	Total		3-Ptr		Rebounds			PF	TP	A	TO	Blk	Stl	Min
		FG-FGA	FT-FTA	FG-FGA	FT-FTA	Off	Def	Tot							
13	Ronald Williams	f	0-1	0-0	0-0	1	3	4	5	0	0	2	0	0	11
00	Treylen Smith	f	3-9	1-3	0-0	1	1	2	4	7	1	3	2	0	15
02	Kam'Ron Cunningham	f	5-17	3-9	0-2	1	1	2	1	13	2	5	0	0	37
03	Caleb Hunter	f	3-9	3-5	1-2	2	1	3	4	10	1	2	1	0	28
11	Terry Collins	f	6-18	3-12	0-0	1	1	2	2	15	3	6	1	2	36
01	Alexander Perry	f	2-7	1-4	2-2	1	4	5	2	7	3	1	1	0	26
10	Devin Gordon	f	4-9	2-6	0-0	2	2	4	4	10	0	1	0	0	23
21	Quairen Walden	f	0-1	0-0	0-0	1	1	2	1	0	1	0	1	1	9
23	Donaldson Fanord	f	0-1	0-0	0-0	1	4	5	3	0	1	1	0	0	15
Team						0	4	4							
Totals			23-72	13-39	3-6	11	22	33	26	62	12	21	6	3	200
FG % 1st Half: 11-38		28.9%	2nd half: 12-34		35.3%	Game: 23-72		31.9%	Deadball		Rebounds				
3FG % 1st Half: 8-22		36.4%	2nd half: 5-17		29.4%	Game: 13-39		33.3%							
FT % 1st Half: 0-1		0.0%	2nd half: 3-5		60.0%	Game: 3-6		50.0%							

Arkansas 142 • 1-0

#	Player	Total		3-Ptr		Rebounds			PF	TP	A	TO	Blk	Stl	Min
		FG-FGA	FT-FTA	FG-FGA	FT-FTA	Off	Def	Tot							
00	Justin Smith	f	6-9	0-0	1-3	3	1	4	0	13	2	0	0	3	20
02	Vance Jackson Jr.	f	5-9	4-6	1-1	2	5	7	0	15	0	1	0	0	15
11	Jalen Tate	f	4-7	2-3	2-3	1	4	5	3	12	6	2	0	1	17
03	Desi Sills	f	8-10	2-3	1-1	1	1	2	0	19	2	0	0	3	19
05	Moses Moody	f	3-12	1-6	9-10	2	1	3	3	16	2	0	0	3	24
01	JD Notae	f	3-7	2-5	5-8	2	3	5	4	13	7	1	0	0	24
04	Davonte Davis	f	2-5	0-1	1-1	1	2	3	1	5	2	1	0	0	12
10	Jaylin Williams	f	3-5	2-4	1-1	2	8	10	0	9	1	1	0	0	20
12	Khalen Robinson	f	5-8	3-5	2-2	0	2	2	0	15	3	1	0	1	18
13	Emeka Obukwelu	f	0-1	0-1	0-0	0	1	1	0	0	1	0	0	0	3
14	Brandon Kimble	f	0-0	0-0	0-0	0	1	1	0	0	0	0	0	0	1
23	Connor Vanover	f	8-11	4-5	3-3	3	5	8	0	23	0	0	3	0	19
24	Ethan Henderson	f	1-1	0-0	0-0	2	1	3	1	2	0	0	1	0	7
33	Bryson Morehead	f	0-1	0-1	0-0	0	0	0	0	0	0	0	0	0	1
Team						1	3	4							
Totals			48-86	20-40	26-33	20	38	58	12	142	26	7	4	11	200
FG % 1st Half: 22-39		56.4%	2nd half: 26-47		55.3%	Game: 48-86		55.8%	Deadball		Rebounds				
3FG % 1st Half: 12-19		63.2%	2nd half: 8-21		38.1%	Game: 20-40		50.0%							
FT % 1st Half: 5-10		50.0%	2nd half: 21-23		91.3%	Game: 26-33		78.8%							

Officials: Michael Swaboda, Matt Jarman, K.B. Burdette Jr.
 Technical fouls: Mississippi Valley-None. Arkansas-None.
 Attendance: 4400

Score by periods	1st	2nd	Total
Mississippi Valley	30	32	62
Arkansas	61	81	142

Last FG - MVSU 2nd-01:37, ARK 2nd-01:03.
 Largest lead - MVSU by 1 1st-19:20, ARK by 80 2nd-02:08.
 MVSU led for 01:54, ARK led for 37:56. Game was tied for 00:10.

Score tied - 0 times.
 Lead changed - 2 times.

GAME 3		60	Mississippi Valley State 33	27	60	72	
SEC ESPN		ARKANSAS	44	28	72		
Dec. 2, 2020 • Fayetteville, Ark. • Bud Walton Arena							

UT Arlington 60 • 1-3

#	Player	Total		3-Ptr		Rebounds			PF	TP	A	TO	Blk	Stl	Min
		FG-FGA	FT-FTA	FG-FGA	FT-FTA	Off	Def	Tot							
10	Fredelin De La Cruz	f	5-8	1-1	0-1	4	2	6	1	11	0	2	1	1	14
23	Patrick Mwamba	f	0-4	0-2	0-0	1	3	4	2	0	0	0	1	1	16
04	David Azore	f	2-4	1-1	0-0	0	1	1	3	5	0	1	0	1	16
13	Shahada Wells	f	6-11	3-4	2-4	1	2	3	2	17	3	3	0	1	28
20	Nicolas Elame	f	4-14	0-1	1-2	0	0	0	1	9	3	2	0	1	33
01	Sam Griffin	f	2-5	0-2	4-4	0	2	2	0	8	0	1	0	1	18
02	Jordan Phillips	f	1-1	1-1	0-0	0	0	0	2	3	1	1	0	1	11
03	Carson Bischoff	f	1-4	1-4	0-0	0	2	2	1	3	0	0	0	0	12
05	Brandyn Talbot	f	0-2	0-2	0-1	0	1	1	1	0	0	0	0	0	9
12	Lazaro Rojas	f	0-0	0-0	2-2	0	1	1	2	2	0	0	0	0	8
14	Davis Steelman	f	0-0	0-0	0-0	1	2	3	1	0	0	0	0	0	7
21	Tre Jones	f	0-0	0-0	0-0	0	1	1	1	0	0	1	1	0	11
33	McKade Marquis	f	0-0	0-0	0-0	0	0	0	0	0	0	0	0	0	1
35	Grayson Carter	f	0-1	0-1	2-2	2	0	2	1	2	0	1	0	0	16
Team						1	3	4							
Totals			21-54	7-19	11-16	10	20	30	18	60	7	13	3	7	200
FG % 1st Half: 12-31		38.7%	2nd half: 9-23		39.1%	Game: 21-54		38.9%	Deadball		Rebounds				
3FG % 1st Half: 3-9		33.3%	2nd half: 4-10		40.0%	Game: 7-19		36.8%							
FT % 1st Half: 6-9		66.7%	2nd half: 5-7		71.4%	Game: 11-16		68.8%							

Arkansas 72 • 3-0

#	Player	Total		3-Ptr		Rebounds			PF	TP	A	TO	Blk	Stl	Min
		FG-FGA	FT-FTA	FG-FGA	FT-FTA	Off	Def	Tot							
00	Justin Smith	f	4-15	0-2	3-4	6	3	9	3	11	2	2	0	1	35
11	Jalen Tate	f	6-12	1-3	1-1	3	3	6	2	14	4	1	1	1	33
23	Connor Vanover	f	5-6	2-3	0-0	1	1	2	1	12	0	0	2	1	12
03	Desi Sills	f	1-6	0-3	1-2	1	2	3	2	3	2	1	0	4	31
05	Moses Moody	f	7-12	2-3	8-10	3	6	9	3	24	1	2	0	0	32
01	JD Notae	f	1-5	1-3	2-2	0	2	2	0	5	1	1	0	0	12
02	Vance Jackson Jr.	f	0-5	0-3	0-0	1	4	5	0	0	1	3	0	0	20
10	Jaylin Williams	f	0-0	0-0	0-0	1	2	3	0	0	0	1	1	1	12
12	Khalen Robinson	f	1-1	1-1	0-0	0	0	0	5	3	1	0	0	0	13
Team						1	3	4							
Totals			25-62	7-21	15-19	17	26	43	16	72	12	11	4	8	200
FG % 1st Half: 15-32		46.9%	2nd half: 10-30		33.3%	Game: 25-62		40.3%	Deadball		Rebounds				
3FG % 1st Half: 6-14		42.9%	2nd half: 1-7		14.3%	Game: 7-21		33.3%							
FT % 1st Half: 8-10		80.0%	2nd half: 7-9		77.8%	Game: 15-19		78.9%							

Officials: Hunter Allen, Brian O'Connell, Don Dailly
 Technical fouls: UT Arlington-TEAM. Arkansas-None.
 Attendance: 4400

Score by periods	1st	2nd	Total
UT Arlington	33	27	60
Arkansas	44	28	72

Last FG - UTA 2nd-00:38, ARK 2nd-00:39.
 Largest lead - UTA by 3 1st-17:25, ARK by 21 2nd-13:05.
 UTA led for 02:27, ARK led for 35:30. Game was tied for 02:03.

Score tied - 4 times.
 Lead changed - 2 times.

GAME 2		54	North Texas 27	27	54	69	
SEC ESPN		ARKANSAS	38	31	69		
Nov. 28, 2020 • Fayetteville, Ark. • Bud Walton Arena							

North Texas 54 • 1-1

#	Player		Total		3-Ptr		Rebounds			PF	TP	A	TO	Blk	Stl	Min
			FG-FGA	FT-FTA	FG-FGA	FT-FTA	Off	Def	Tot							
13	Thomas Bell	f	4-8	0-1	0-0	0	3	3	2	8	1	3	0	0	17	
24	Zachary Simmons	f	5-10	0-1	0-0	1	6	7	3	10	2	3	1	0	28	
00	James Reese	g	2-12	1-5	0-0	2	3	5	0	5	1	1	0	0	33	
01	Mardrez McBride	g	2-6	0-2	4-4	1	6	7	1	8	1	2	1	0	30	
03	Javion Hamlet	g	1-4	0-0	3-4	1	2	3	5	4	2	0	1	0	30	
04	Jalen Jackson		3-6	0-1	0-0	0	2	2	0	6	1	1	0	0	16	
11	JJ Murray		0-0	0-0	0-0	0	0	0	0	0	0	0	0	0	1	
15	Rubin Jones		0-3	0-2	0-2	2	0	2	4	0	0	3	0	1	22	
22	Larry Wise		0-2	0-0	0-0	1	1	2	2	0	0	1	0	0	8	
34	Terence Lewis II		4-7	1-1	3-3	2	2	4	2	12	0	0	0	3	15	
	Team					0	1	1								
Totals			21-58	2-13	10-13	10	26	36	17	54	10	16	2	5	200	
FG % 1st Half: 11-30			36.7%	2nd half: 10-28	35.7%	Game: 21-58		36.2%	Deadball Rebounds 2							
3FG % 1st Half: 1-6			16.7%	2nd half: 1-7	14.3%	Game: 2-13		15.4%								
FT % 1st Half: 4-4			100.0%	2nd half: 6-9	66.7%	Game: 2-13		76.9%								

GAME 5			44	SOUTHERN		20	24	44	79	
			ARKANSAS	42	37	79				
Dec. 9, 2020 • Fayetteville, Ark. • Bud Walton Arena										

Southern U. 44 • 0-3

#	Player	Total		3-Ptr		Rebounds		PF	TP	A	TO	Blk	Stl	Min
		FG-FGA	FT-FGA	FG-FGA	FT-FGA	Off	Def							
40	Damiree Burns	f	4-11	0-1	0-0	2	3	5	1	8	0	1	0	21
35	Kirk Parker	c	0-4	0-0	0-0	2	2	4	0	0	1	0	0	12
01	Ahsante Shivers	g	0-9	0-5	0-0	1	3	4	1	0	1	0	2	29
05	Jayden Saddler	g	4-8	1-1	0-0	1	5	6	2	9	1	4	0	31
20	Lamaricus Lee	g	4-9	0-4	0-0	1	2	3	1	8	2	2	0	1
00	Terrrell Williams		0-0	0-0	0-0	0	1	1	0	0	0	0	0	7
02	Harrison Henderson		0-1	0-0	0-0	0	1	1	0	0	0	0	0	4
04	Isaiah Rollins		0-0	0-0	0-0	0	0	0	0	1	1	0	0	4
10	Delor Johnson		2-5	0-0	4-4	0	2	2	0	8	0	0	0	1
11	DeSean Woods		0-2	0-2	0-0	0	1	1	5	0	2	2	0	9
13	Micah Bradford		0-1	0-0	0-0	0	0	0	2	0	0	0	0	2
22	Andre Allen		3-5	0-0	1-2	1	2	3	4	7	0	1	0	1
23	James Edwards		0-0	0-0	0-0	0	1	1	1	0	0	1	0	2
24	Andre Toure		0-2	0-0	0-0	0	0	0	1	0	1	0	0	5
25	Samkelo Cele		0-3	0-0	0-0	0	4	4	0	0	0	0	0	13
32	Jamarcus Jones		1-3	0-0	2-4	0	0	0	2	4	0	0	0	9
Team						2	2	4						
Totals			18-63	1-13	7-10	10	29	39	21	44	5	15	0	6
FG % 1st Half:		9-33	27.3%	2nd half:	9-30	30.0%	Game:		18-63	28.6%	Deadball Rebounds			
3FG % 1st Half:		1-8	12.5%	2nd half:	0-5	0.0%	Game:		1-13	7.7%				
FT % 1st Half:		1-2	50.0%	2nd half:	6-8	75.0%	Game:		7-10	70.0%				

Arkansas 79 • 0-0

#	Player	Total		3-Ptr		Rebounds		PF	TP	A	TO	Blk	Stl	Min
		FG-FGA	FT-FGA	FG-FGA	FT-FGA	Off	Def							
00	Justin Smith	f	4-9	0-1	3-6	3	1	4	1	11	2	2	1	0
11	Jalen Tate	f	5-9	1-4	1-2	0	4	4	1	12	2	2	0	2
23	Connor Vanover	f	1-4	1-3	0-0	0	9	9	1	3	0	0	3	3
03	Desi Sills	g	4-7	3-5	0-1	0	3	3	0	11	5	0	1	1
05	Moses Moody	g	5-10	2-4	0-0	3	2	5	1	12	2	2	1	0
01	JD Notae		5-11	2-8	0-1	0	2	2	1	12	0	0	0	1
02	Vance Jackson Jr.		1-4	1-4	0-0	2	0	2	2	3	2	1	0	0
04	Davonte Davis		5-8	1-1	3-3	3	4	7	1	14	2	1	0	0
10	Jaylin Williams		0-1	0-1	0-2	0	2	2	1	0	1	2	0	0
12	Khalen Robinson		0-4	0-2	1-2	0	2	2	1	1	1	2	0	1
13	Emeka Obukwelu		0-0	0-0	0-0	0	0	0	0	0	0	0	0	0
14	Brandon Kimble		0-0	0-0	0-0	0	0	0	0	0	0	1	0	0
24	Ethan Henderson		0-0	0-0	0-0	1	1	2	0	0	0	0	0	0
33	Bryson Morehead		0-0	0-0	0-0	0	0	0	0	0	0	0	0	1
Team						1	3	4						
Totals			30-67	11-33	8-17	13	33	46	10	79	16	12	8	8
FG % 1st Half:		17-36	47.2%	2nd half:	13-31	41.9%	Game:		30-67	44.8%	Deadball Rebounds			
3FG % 1st Half:		4-16	25.0%	2nd half:	7-17	41.2%	Game:		11-33	33.3%				
FT % 1st Half:		4-7	57.1%	2nd half:	4-10	40.0%	Game:		8-17	47.1%				

Officials: Errol Lewis,Randy Heimerman,Jason Baker

Technical fouls: Southern U.-None. Arkansas-None.

Attendance: 3256

Score by periods	1st	2nd	Total
Southern U.	20	24	44
Arkansas	42	37	79

	Points	In Paint	Off T/O	2nd Chance	Fast Break	Bench
SU	26	11	6	8	8	19
ARK	32	22	22	16	30	

Last FG - SU 2nd-04:03, ARK 2nd-00:18.

Largest lead - SU None, ARK by 35 2nd-00:18.

SU led for 00:00. ARK led for 39:40. Game was tied for 00:20.

GAME 7		ORU		76	Oral Roberts	40	36	76	87	
				ARKANSAS	30	57	87			
Dec. 12, 2020 • Fayetteville, Ark. • Bud Walton Arena										

Oral Roberts 76 • 3-5

#	Player	Total		3-Ptr		Rebounds		PF	TP	A	TO	Blk	Stl	Min
		FG-FGA	FT-FGA	FG-FGA	FT-FGA	Off	Def							
00	Kevin Obanor	f	7-12	0-1	7-8	2	8	10	2	21	0	2	1	1
22	Francis Lăcis	f	0-4	0-2	2-3	2	1	3	3	2	0	1	2	1
02	Kareem Thompson	g	5-14	3-6	0-0	2	4	6	2	13	3	2	1	0
03	Max Abmas	g	4-11	1-6	2-3	0	0	0	4	11	4	2	0	3
10	RJ Glasper	g	5-13	1-6	3-4	0	4	4	4	14	2	2	0	0
11	Carlos J.Arigens		0-2	0-1	4-6	0	1	1	2	4	1	2	0	3
14	DeShang Weaver		4-7	3-6	0-0	0	5	5	5	11	1	1	3	1
23	Sheldon Stevens		0-1	0-1	0-0	0	0	0	0	0	0	0	0	1
Team						1	2	3						
Totals			25-64	8-29	18-24	7	25	32	22	76	11	13	7	10
FG % 1st Half:		14-35	40.0%	2nd half:	11-29	37.9%	Game:		25-64	39.1%	Deadball Rebounds			
3FG % 1st Half:		4-15	26.7%	2nd half:	4-14	28.6%	Game:		8-29	27.6%				
FT % 1st Half:		8-11	72.7%	2nd half:	10-13	76.9%	Game:		18-24	75.0%				

Arkansas 87 • 7-0

#	Player	Total		3-Ptr		Rebounds		PF	TP	A	TO	Blk	Stl	Min
		FG-FGA	FT-FGA	FG-FGA	FT-FGA	Off	Def							
00	Justin Smith	f	9-20	0-3	4-5	10	7	17	2	22	0	3	1	2
11	Jalen Tate	f	4-10	0-1	0-0	3	3	6	4	8	4	5	0	1
23	Connor Vanover	f	1-5	1-3	0-0	1	2	3	0	3	0	0	0	9
03	Desi Sills	g	6-13	1-4	3-4	4	6	10	3	16	2	1	1	1
05	Moses Moody	g	7-12	1-4	3-6	4	3	7	1	18	1	2	1	1
01	JD Notae		4-13	0-6	7-8	0	5	5	2	15	3	2	3	1
02	Vance Jackson Jr.		1-3	1-3	2-4	1	3	4	1	5	2	0	0	1
04	Davonte Davis		0-1	0-0	0-0	0	1	1	3	0	2	1	0	1
12	Khalen Robinson		0-0	0-0	0-0	0	1	1	2	0	0	0	1	0
Team						1	3	4						
Totals			32-77	4-24	19-27	24	34	58	18	87	14	15	7	8
FG % 1st Half:		12-40	30.0%	2nd half:	20-37	54.1%	Game:		32-77	41.6%	Deadball Rebounds			
3FG % 1st Half:		2-16	12.5%	2nd half:	2-8	25.0%	Game:		4-24	16.7%				
FT % 1st Half:		4-7	57.1%	2nd half:	15-20	75.0%	Game:		19-27	70.4%				

Officials: Michael Roberts,James Breeding,Doug Shows

Technical fouls: Oral Roberts-None. Arkansas-TEAM.

Attendance: 4201

Score by periods	1st	2nd	Total
Oral Roberts	40	36	76
Arkansas	30	57	87

Last FG - ORU 2nd-02:19, ARK 2nd-00:58.

Largest lead - ORU by 12 1st-04:53, ARK by 11 2nd-00:37.

ORU led for 20:20. ARK led for 17:17. Game was tied for 00:23.

Score tied - 2 times.
Lead changed - 6 times.

GAME 6				75	CENTRAL ARKANSAS	35	40	57	79	
					ARKANSAS	41	59	100		
				Dec. 12, 2020 • Fayetteville, Ark. • Bud Walton Arena						

Central Arkansas 75 • 0-4

#	Player		Total		3-Ptr		Rebounds				PF	TP	A	TO	Blk	Stl	Min											
			FG-FGA	FG-FGA	FT-FTA	Off	Def	Tot																				
23	Samson George	f	3-11	0-3	0-0	1	3	4	0	6	1	0	0	0	0	20												
24	Jared Chatham	f	5-9	0-0	0-0	2	8	10	1	10	0	3	0	0	0	25												
01	Rylan Bergersen	g	4-12	1-5	4-4	0	3	3	1	13	4	3	3	0	0	35												
04	Khaleem Bennett	g	1-4	0-1	2-4	1	3	4	1	4	0	0	0	1	2	22												
55	Deandre Jones	g	4-11	3-8	2-2	0	2	2	3	13	7	3	0	3	35													
00	SK Shittu		4-4	1-1	2-2	3	5	8	0	11	0	3	1	0	0	13												
05	Masai Olowokere		0-0	0-0	0-0	0	0	0	0	0	0	0	0	0	0	2												
10	Kragen Bradley		0-0	0-0	0-0	0	0	0	0	0	1	0	0	0	0	1												
12	Trey South		0-0	0-0	0-0	0	0	0	0	0	0	0	0	0	0	1												
13	Eddy Kayouloud		3-7	1-2	0-0	0	3	3	1	7	1	1	0	0	0	23												
20	Brendan Simmons		1-1	1-1	0-0	0	0	0	1	3	0	0	0	0	0	1												
21	Jonas Munson		0-0	0-0	0-0	0	0	0	1	0	0	0	0	0	0	1												
32	Churchill Bounds		0-0	0-0	0-0	0	0	0	1	0	0	0	0	0	0	2												
34	Jaxson Baker		3-7	2-5	0-0	1	0	1	2	8	0	1	0	1	1	19												
	Team					0	2	2																				
Totals			28-66		9-26		10-12		8		29		37		12		75		14		14		1		5		200	
FG % 1st Half: 15-32			46.9%		2nd half: 13-34		38.2%		Game: 28-66		42.4%														Deadball			
3FG % 1st Half: 5-13			38.5%		2nd half: 4-13		30.8%		Game: 9-26		34.6%														Rebound			
FT % 1st Half: 0-0			0.0%		2nd half: 10-12		83.3%		Game: 10-12		83.3%														1.			

GAME 9		97	ARKANSAS	47 50	97	85	
ESPN 2			Auburn	41 44	85		
Nov. 26, 2020 • Fayetteville, Ark. • Bud Walton Arena							

Arkansas 97 • 9-0,1-0 SEC

#	Player	Total		3-Ptr		Rebounds			PF	TP	A	TO	Blk	Stl	Min
		FG-FGA	FT-FTA	FG-FGA	FT-FTA	Off	Def	Tot							
00	Justin Smith	f 2-3	0-0	0-0	0-2	1	3	4	1	4	1	1	0	0	12
23	Connor Vanover	f 5-11	1-6	6-6	3	2	5	3	17	0	0	1	1	1	26
03	Desi Sills	g 8-15	4-7	3-6	4	2	6	0	23	2	2	1	2	2	35
05	Moses Moody	g 4-11	2-6	6-6	2	4	6	2	16	1	2	0	2	3	39
11	Jalen Tate	g 5-8	0-1	2-2	0	3	3	4	12	4	2	0	2	2	29
01	JD Notae	g 6-12	2-6	7-9	0	3	3	1	21	2	2	2	4	4	27
02	Vance Jackson Jr.	0-2	0-2	0-0	0	2	2	1	0	1	0	0	0	0	12
04	Davonte Davis	2-3	0-0	0-0	1	0	1	0	4	1	0	0	2	13	13
10	Jaylin Williams	0-0	0-0	0-0	1	1	2	2	0	1	0	0	0	4	4
12	Khalen Robinson	0-0	0-0	0-0	0	0	0	1	0	0	0	0	0	2	2
24	Ethan Henderson	0-0	0-0	0-0	0	0	0	1	0	0	0	0	0	1	1
Team						1	1	2			1				
Totals		32-65	9-28	24-31	13	21	34	16	97	13	10	4	13	200	
FG % 1st Half: 18-32		56.3%	2nd half: 14-33	42.4%	Game: 32-65		49.2%	Deadball		Rebounds					
3FG % 1st Half: 7-17		41.2%	2nd half: 2-11	18.2%	Game: 9-28		32.1%								
FT % 1st Half: 4-6		66.7%	2nd half: 20-25	80.0%	Game: 24-31		77.4%								

Auburn 85 • 6-3,0-1 SEC

#	Player	Total		3-Ptr		Rebounds			PF	TP	A	TO	Blk	Stl	Min
		FG-FGA	FT-FTA	FG-FGA	FT-FTA	Off	Def	Tot							
10	JT Thor	f 1-4	0-2	3-6	2	1	3	1	5	2	0	2	0	0	19
23	Jaylin Williams	f 5-8	2-2	1-4	1	1	2	2	13	2	5	0	0	0	30
22	Allen Flanigan	g 6-11	3-7	4-5	3	7	10	3	19	3	5	0	0	0	29
24	Justin Powell	g 1-8	0-3	2-3	2	4	6	2	4	9	7	0	2	32	32
35	Devan Cambridge	g 5-6	5-6	0-0	0	4	4	3	15	0	0	0	0	1	21
01	Jamal Johnson	7-11	5-7	2-2	0	1	1	3	21	0	0	0	3	23	23
04	Javon Franklin	0-1	0-1	0-2	0	0	0	0	0	2	0	0	0	0	3
05	Chris Moore	0-1	0-1	2-2	1	1	2	1	2	0	0	0	0	0	15
13	Babatunde Akingbola	1-1	0-0	0-0	0	1	1	3	2	0	0	3	0	12	12
44	Dylan Cardwell	2-3	0-0	0-0	1	3	4	2	4	0	1	0	0	16	16
Team					1	0	1				1				
Totals		28-54	15-29	14-24	11	23	34	20	85	18	19	5	6	200	
FG % 1st Half: 15-28		53.6%	2nd half: 13-26	50.0%	Game: 28-54		51.9%	Deadball		Rebounds					
3FG % 1st Half: 9-17		52.9%	2nd half: 6-12	50.0%	Game: 15-29		51.7%								
FT % 1st Half: 2-9		22.2%	2nd half: 12-15	80.0%	Game: 14-24		58.3%								

Officials: Rob Rorke,Vladimir Voyard-Tadal,Terry Oglesby
Technical fouls: Arkansas-None. Auburn-None.
Attendance: 1824

Score by periods	1st	2nd	Total
Arkansas	47	50	97
Auburn	41	44	85

Last FG - ARK 2nd-00:00, AUB 2nd-00:11.
Largest lead - ARK by 12 2nd-00:00, AUB by 1 1st-16:00.
ARK led for 38:33, AUB led for 00:19. Game was tied for 01:08.

Points	In Paint	Off T/O	2nd Chance	Fast Break	Bench
ARK	36	27	14	22	25
AUB	20	11	14	20	29

Score tied - 2 times.
Lead changed - 2 times.

GAME 10		81	#12/12 Missouri	33 48	81	68	
CBS			ARKANSAS	30 38	68		
Jan. 2, 2021 • Fayetteville, Ark. • Bud Walton Arena							

Missouri 81 • 7-1,1-1 SEC

#	Player	Total		3-Ptr		Rebounds			PF	TP	A	TO	Blk	Stl	Min
		FG-FGA	FT-FTA	FG-FGA	FT-FTA	Off	Def	Tot							
23	Jeremiah Tilmon	f 9-13	0-0	7-10	3	8	11	3	25	0	1	0	0	0	27
24	Kobe Brown	f 3-4	0-0	0-0	1	5	6	4	6	0	0	0	0	0	14
01	Xavier Pinson	g 5-11	1-4	12-15	1	4	5	3	23	4	2	0	0	0	32
12	Dru Smith	g 2-4	2-2	0-0	0	3	3	4	6	1	6	1	2	27	27
13	Mark Smith	g 3-7	2-6	3-5	1	8	9	4	11	0	8	0	1	35	35
00	Torrence Watson	0-2	0-2	0-2	1	1	2	0	0	0	0	0	0	0	7
02	Drew Buggs	0-1	0-0	3-4	0	4	4	3	3	4	2	0	0	13	13
04	Javon Pickett	2-6	0-3	1-1	0	3	3	4	5	4	2	0	0	24	24
05	Mitchell Smith	0-3	0-2	2-2	0	3	3	4	2	1	0	0	0	21	21
Team					3	2	5								
Totals		24-51	5-19	28-39	10	41	51	29	81	14	21	1	3	200	
FG % 1st Half: 12-27		44.4%	2nd half: 12-24	50.0%	Game: 24-51		47.1%	Deadball		Rebounds					
3FG % 1st Half: 1-8		12.5%	2nd half: 4-11	36.4%	Game: 5-19		26.3%								
FT % 1st Half: 8-15		53.3%	2nd half: 20-24	83.3%	Game: 28-39		71.8%								

Arkansas 68 • 9-1,1-1 SEC

#	Player	Total		3-Ptr		Rebounds			PF	TP	A	TO	Blk	Stl	Min
		FG-FGA	FT-FTA	FG-FGA	FT-FTA	Off	Def	Tot							
11	Jalen Tate	f 3-5	1-3	1-2	0	1	1	5	8	1	1	0	0	0	30
23	Connor Vanover	f 0-11	0-5	4-4	2	5	7	3	4	2	0	2	2	20	20
03	Desi Sills	g 1-10	0-4	4-6	1	3	4	3	6	2	0	0	3	37	37
04	Davonte Davis	g 2-6	0-0	0-2	3	1	4	4	4	0	1	0	3	20	20
05	Moses Moody	g 4-15	4-8	6-10	4	6	10	4	18	1	1	1	2	39	39
01	JD Notae	g 6-18	1-4	6-7	1	2	3	4	19	1	4	0	2	31	31
02	Vance Jackson Jr.	0-0	0-0	0-0	0	0	0	0	0	0	0	0	0	1	1
10	Jaylin Williams	3-6	1-4	1-1	1	2	3	2	8	0	0	2	1	17	17
12	Khalen Robinson	0-0	0-0	0-0	0	0	0	1	0	0	0	0	0	2	2
24	Ethan Henderson	0-0	0-0	1-2	0	0	0	0	1	0	0	0	0	3	3
Team					4	0	4				2				
Totals		19-71	7-28	23-34	16	20	36	26	68	7	9	5	13	200	
FG % 1st Half: 8-33		24.2%	2nd half: 11-38	28.9%	Game: 19-71		26.8%	Deadball		Rebounds					
3FG % 1st Half: 4-15		26.7%	2nd half: 3-13	23.1%	Game: 7-28		25.0%								
FT % 1st Half: 10-14		71.4%	2nd half: 13-20	65.0%	Game: 23-34		67.6%								

Officials: Gerald Williams,Terry Wymer,Doug Shows
Technical fouls: Missouri-None. Arkansas-TEAM 2.
Attendance: 4400

Score by periods	1st	2nd	Total
Missouri	33	48	81
Arkansas	30	38	68

Last FG - MIZZOU 2nd-00:48, ARK 2nd-00:24.
Largest lead - MIZZOU by 18 2nd-03:24, ARK by 2 1st-09:16.
MIZZOU led for 38:10, ARK led for 00:14. Game was tied for 01:36.

Points	In Paint	Off T/O	2nd Chance	Fast Break	Bench
MIZZOU	34	11	9	9	10
ARK	22	15	11	13	28

Score tied - 3 times.
Lead changed - 2 times.

LAST TIME AN ARKANSAS PLAYER...

• SCORING •

Scored 25 Points: 26 Mason Jones & Isaiah Joe at Georgia (02/29/29)
Scored 30 Points: 30 Mason Jones at Texas A&M (03/07/20)
Scored 40 Points: 40 Mason Jones vs Auburn (02/04/20)
Scored 50 Points: 51 Rotnei Clarke vs. Alcorn State (11/13/09)
RECORD: 51 Rotnei Clarke vs. Alcorn State (11/13/09)

• FIELD GOALS MADE •

Made 15 Field Goals: 15 (15-21) Rotnei Clarke vs. Alcorn State (11/13/09)
Made 20 Field Goals: 20 (2-30) Dean Tolson vs. Texas A&M (03/02/74)
RECORD: 20 (20-30) Dean Tolson vs. Texas A&M (03/02/74)

• FIELD GOALS ATTEMPTED •

Attempted 20 Field Goals: 24 (12-24) Mason Jones vs Auburn (02/04/20)
Attempted 25 Field Goals: 26 (9-26) Courtney Fortson at Mississippi State (01/14/10)
RECORD: 30 (20-30) Dean Tolson vs. Texas A&M (03/02/74)

• FIELD GOAL PERCENTAGE •

Shot 100% FG (Min. 7 att): Daniel Gafford (7-7) at Texas Tech (01/26/19)
RECORD (min 8 att): 100% 8x - Best: Daryll Saulsberry (10-10) 1975

• 3-POINTERS MADE •

Made 7 3-pointers: 8 (8-11) Mason Jones at Texas A&M (03/07/20)
Made 10 3-pointers: 10 (10-13) by Isaiah Joe vs. FIU (12/01/18)
Made 11-Plus 3-pointers: 13 (13-17) by Rotnei Clarke vs. Alcorn State (11/13/09)
RECORD: 13 (13-17) by Rotnei Clarke vs. Alcorn State (11/13/09) (SEC record)

• 3-POINTERS ATTEMPTED •

Attempted 15 3-Pointers: 15 (6-15) Isaiah Joe at Texas A&M (03/07/20)
Attempted 20 3-Pointers: 24 (10-24) Pat Bradley vs. North Texas (12/30/98)
RECORD: 24 (10-24) Pat Bradley vs. North Texas (12/30/98) (SEC record)

• FREE THROWS MADE •

Made 10 Free Throws: 12 Mason Jones (12-14) vs LSU (03/04/20)
Made 15 Free Throws: 18 (18-21) Mason Jones vs Mississippi State (02/15/20)
Made 20 Plus Free Throws: 22 (22-24) Martin Terry vs. Texas A&M (01/22/72)
RECORD: 22 (22-24) by Martin Terry vs. Texas A&M (01/22/72)

• FREE THROWS ATTEMPTED •

Attempted 15 Free Throws: 15 (12-15) Mason Jones vs Tennessee (02/26/20)
Attempted 20 Free Throws: 21 (18-21) Mason Jones vs Miss State (02/15/20)
Attempted 24 Plus Free Throws: 24 (22-24) Martin Terry vs. Texas A&M (01/22/72)
RECORD: 24 (22-24) Martin Terry vs. Texas A&M (01/22/72)

• FREE THROW PERCENTAGE •

Shot 100% FT (min 10 att): 12-12 Isaiah Joe vs Tennessee (02/26/20)
RECORD (min. 11 att): 9x - Best: Tommy Boyer (18-18) in 1963

• REBOUNDS •

Grabbed 10-14 Rebounds: 10 Moses Moody (01/02/21)
Grabbed 15-20 Rebounds: 17 Justin Smith vs Oral Roberts (12/20/20)
Grabbed 20-Plus Rebounds: 23 Nick Davis vs. Jackson State (11/21/97)
RECORD: 23 by Nick Davis vs. Jackson State (11/21/97)
• **Grabbed 10 Offensive Rebounds: 10 Justin Smith vs Oral Roberts (12/20/20)**
• **Grabbed 14 Defensive Rebounds: 14 Connor Vanover vs North Texas (11/28/20)**

• ASSISTS •

Had 10 Assists: 11 by Jalen Tate vs Central Arkansas (12/12/20)
Had 15 Assists: 15 by Dontell Jefferson vs. Portland State (11/18/05)
RECORD: 15 by Dontell Jefferson vs. Portland State (11/18/05)

• STEALS •

Had 5 Steals: 5 Isaiah Joe vs Texas Southern (11/19/19)
Had 6-7 Steals: 6 Isaiah Joe at Georgia Tech (11/25/19)
Had 8-9 Steals: 9 Robert Shepard at Arizona (12/06/92)
RECORD: 9 by Robert Shepard at Arizona (12/06/92)

• BLOCKED SHOTS •

Had 5 Blocks: 5 Adrio Bailey vs Valpo (12/21/19)
Had 6-9 Blocks: 6 Connor Vanover vs North Texas (11/28/20)
Had 10 Blocks: 10 Steven Hill vs. Texas State (12/06/05)
RECORD: 10 Steven Hill vs. Texas St. (12/06/05) & Oliver Miller vs. Texas (02/04/90)

• TURNOVERS •

Committed 5-9 Turnovers: 5 Desi Sills vs North Texas (11/28/20)
Committed 10 Plus Turnovers: 10 Courtney Fortson at South Carolina (02/21/09)

• MINUTES PLAYED •

38 Minutes (Regulation): 38:29 Moses Moody (01/02/21)
39 Minutes (Regulation): 39:31 Isaiah Joe at Georgia (02/29/20)
40 Minutes (Regulation): Jimmy Whitt Jr. at LSU (01/08/20) & vs TCU (01/25/20)
40 Minutes (OT): 40:00 Jimmy Whitt Jr., at Missouri (02/08/20)
45 Plus Minutes: 47 by BJ Young vs. Auburn (01/16/13)

• MISCELLANEOUS •

2 Players Scored 20+ Pts In Same Game: Desi Sills (23) & JD Notae (21) at Auburn (12/30/20)
3 Players Scored 20+ Pts In Same Game: at Georgia (02/29/20)
Mason Jones (26), Isaiah Joe (26) & Desi Sills (21)
2 Players Scored 20+ Pts In Back-To-Back Gms: Jones (37/26) & Joe (22/26) vs. Tennessee (02/26/20) and at Georgia (02/29/20)
2 Players Scored 20+ Pts In 3 Straight: Jones (41/20/21) & Joe (20/21/24) vs Tulsa (12/14/19), Valpo (12/21/19) and Indiana (12/29/19)
8 Players Scored in Double Digits: Mississippi Valley State (11/25/20)
Vanover (25), Sills (19), Moody (16), Jackson (15), Robinson (15), Smith (13), Notae (13), Tate (12)
Scored 20 or More Points in Five-Plus Consecutive Games: (5) by Mason Jones 37, 26, 36, 30, 22 (02/26/20 to 03/11/20)
Scored 20 or More Points in 10-Plus Consecutive Games: (11) by Todd Day 20, 23, 26, 26, 22, 31, 23, 21, 27, 21, 20 (12/01/90 to 01/12/91)
Scored 30 or More Points in 3 Straight Games: Mason Jones (only Razorback) 34 vs. S. Carolina (01/29/20), 30 at Alabama (02/01/20), 40 vs Auburn (02/04/20)
Most Points in Back-To-Back Games: 82 by Martin Terry 35 at TCU (02/20/73) and 47 vs. SMU (02/24/73)
Consecutive Free Throws Made: 48 by Ricky Medlock (20 gms; 12/21/74 to 03/04/75)
Double-Double: Pts/Rebs: Moses Moody (18 & 10) vs Missouri (01/02/21)
Double-Double: Pts/Assists: Jalen Tate (17 & 11) vs Central Arkansas (12/12/20)
Two Players with Double-Double in Same Game: vs Oral Roberts (12/20/20)
Justin Smith (22 pts, 17 rebs) and Desi Sills (16 pts, 10 rebs)
Had 5-Plus Assists in 5-Plus Consecutive Games: (6) by Jalen Harris 11, 6, 10, 12, 7, 10 (11/21/81 thru 12/15/18)
Had 10 or More Assists in Back-to-Back Games: Jalen Harris 10 vs. FIU (12/01/18) and 12 at Colorado State (12/05/18)
Three-Plus Players with 5-Plus Assists in a Game: vs. Montana State (11/21/18)
Jalen Harris (11), Isaiah Joe (5) and Desi Sills (5)
Had 5 or More Steals in Back-to-Back Games: Ronnie Brewer 5 vs. Western Illinois (01/01/06) and 5 vs. Mississippi State (01/07/06)

LAST TIME AN OPPONENT PLAYER...

• SCORING •

Scored 25 Points: 25 Jeremiah Tilmon (02/01/21)
Scored 30 Points: 30 Saben Lee vs Vanderbilt (03/11/20)
Scored 40 Points: 45 Jodie Meeks vs. Kentucky (02/14/09)
Scored 50 Points: 56 Oscar Robertson vs. Cincinnati (03/15/58) **(on record)**

• FIELD GOALS MADE •

Made 15 Field Goals: 17 (17-24) Jodie Meeks vs. Kentucky (02/14/09)
Made 20 Field Goals: 21 Oscar Robertson vs. Cincinnati (03/15/58) **(on record)**

• FIELD GOALS ATTEMPTED •

Attempted 20 Field Goals: 22 (11-22) Braden Shackelford at Alabama (02/01/20)
Attempted 25 Field Goals: 28 (11-28) Devan Downey vs. South Carolina (02/17/10)

• FIELD GOAL PERCENTAGE •

Shot 100% FG (Min. 7 att): Adam Wing (8-8) vs. Evansville (12/08/15)

• 3-POINTERS MADE •

Made 7 3-pointers: 7 (7-15) Tyler Hall vs. Montana State (11/21/18)
Made 10 3-pointers: 10 (10-19) Lance Weems at Auburn (01/06/96)

• 3-POINTERS ATTEMPTED •

Attempted 15 3-pointers: 15 (7-15) Tyler Hall vs. Montana State (11/21/18)
Attempted 20 3-pointers: 22 (5-22) Jeff Fryer vs. Loyola Marymount (03/16/89)

• FREE THROWS MADE •

Made 10 Free Throws: 12 (12-15) Xavier Pinson (01/02/21)
Made 15 Free Throws: 15 (15-17) Keyontae Johnson at Florida (02/18/20)

• FREE THROWS ATTEMPTED •

Attempted 15 Free Throws: 15 (12-15) Xavier Pinson (01/02/21)
Attempted 20 Free Throws: 24 (18-24) Frank Williams vs. Illinois (12/08/01)

• FREE THROW PERCENTAGE •

Shot 100% FT (min 10 att): 14-14 Grant Williams at Tennessee (01/15/19)

• REBOUNDS •

Grabbed 15-19 Rebounds: 18 Kevin Samuel vs TCU (01/25/20)
Grabbed 20 Rebounds: 20 Antonio McDyess vs. Alabama (03/11/95)
• Grabbed 10 Offensive Rebounds: 11 Tyler Davis at Texas A&M (01/30/18)
• Grabbed 10 Defensive Rebounds: 11 Kevin Samuel vs TCU (01/25/20)

• ASSISTS •

Had 10 Assists: 11 Tremont Waters vs. LSU (01/12/19)
Had 13 Assists: 13 Chuck Evans at Mississippi State (01/27/93) **(on record)**

• STEALS •

Had 5 Steals: 6 Alpha Diallo at Providence (03/19/19)
Had 8 Steals: 8 Terry Conerway vs. Texas State (12/21/02)

• BLOCKED SHOTS •

Had 6-9 Blocks: 7 Stefan Moody at Ole Miss (02/13/16)
Had 10 Plus Blocks: 10 P.J. Robertson vs. Grambling State (11/26/11)

• TURNOVERS •

Committed 5-9 Turnovers: 6 Dru Smith **AND** 8 Mark Smith vs Missouri (01/02/21)
 Committed 10 Plus Turnovers: 12 Devin Gibson vs. UTSA (12/12/07)

LAST TIME ARKANSAS HIGHS...
• SCORING •

Scored 100-119 Points: 104 vs. Oral Roberts (12/19/17)
 Scored 120-Plus Points: 142 vs. Mississippi Valley State (11/25/20)
Scored 50 Points in 1st Half: 61 vs Miss Valley State (11/25/20)
Scored 50 Points in 2nd Half: 50 at Auburn (12/30/20)
Scored 60 or More Points in a Half: 61 (1st) vs. Miss Valley State (11/25/20)
 Scored 70 or More Points in a Half: 71 (1st) vs. Alcorn (11/13/09)
Scored 80 or More Points in a Half: 81 (2nd) vs. Miss Valley State (11/25/20)
 Most Points in a Half: 88 (2nd) vs. U.S. International (12/09/89)

• FIELD GOALS MADE •

Made 30 Field Goals: 32 (32-65) at Auburn (12/30/20)
Made 40 Field Goals: 40 (40-76) vs Central Arkansas (12/12/20)
 Made 50 Field Goals: 57 (57-99) vs. Troy (12/10/96)
RECORD: 68 (68-101) vs. U.S. International (12/09/89)

• FIELD GOALS ATTEMPTED •

Attempted 70 Field Goals: 71 (19-71) vs Missouri (01/02/21)
Attempted 80 Field Goals: 86 (48-86) vs Miss Valley State (11/25/20)
 Attempted 90 Field Goals: 99 (57-99) vs. Troy (12/10/96)
 Attempted 100 Field Goals: 101 (68-101) vs. US International (12/09/89)
RECORD: 101 (68-101) vs. U.S. International (12/09/89)

• FIELD GOAL PERCENTAGE •

Shot 60% FG: 60.9 (42-69) vs. FIU (12/01/18)
 Shot 70% or Better FG: 72.7 (32-44) vs. Alabama State (12/21/83)
RECORD: 79.4 (27-34) vs. Texas Tech (1979)

• 3-POINTERS MADE •

Made 15 3-pointers: 16 (16-24) vs. Mississippi State (01/09/16)
Made 20 3-pointers: 20 (20-40) vs Miss Valley State (11/25/20)
RECORD: 21 (21-37) vs. Troy (12/10/96)

• 3-POINTERS ATTEMPTED •

Attempted 25 3-pointers: 28 (7-28) vs Missouri (01/02/21)
Attempted 30 3-pointers: 30 (12-30) vs Central Arkansas (12/12/20)
Attempted 40 3-pointers: 40 (20-40) vs Miss Valley State (11/25/20)
RECORD: 54 (19-54) vs. North Texas (12/30/98)

• 3-POINT PERCENTAGE •

Shot 50% 3PT FG (min. 15 att): 50.0 (20-40) vs Miss Valley State (11/25/20)
 Shot 60% or Better 3PT FG (min. 15 att): 61.1 (11-18) at Vanderbilt (03/06/19)
RECORD (min. 15 att): 66.7 (16-24) vs. Mississippi State (01/09/16)

• FREE THROWS MADE •

Made 20 Free Throws: 23 (23-34) vs Missouri (01/02/21)
 Made 30 Free Throws: 36 (36-54) vs LSU (03/04/20)
 Made 40 Free Throws: 41 (41-49) at Kentucky (01/25/92)
RECORD: 48 (48-53) vs. Ole Miss (01/17/04)

• FREE THROW ATTEMPTS •

Attempted 40 Free Throws: 40 (26-40) vs South Carolina (01/29/20)
 Attempted 50 Free Throws: 54 (36-54) vs LSU (03/04/20)
 Attempted 60 Free Throws: 65 vs. TCU (1955)
RECORD: 65 vs. TCU (1955)

• FREE THROW PERCENTAGE •

Shot 80% FT (min. 10 att): 80.0 (24-30) vs Abilene Christian (12/22/20)
 Shot 90% or Better FT (min. 10 att): 94.4 (17-18) at LSU (01/08/20)
RECORD (min 10 att): 100 3x - Best 16-16 at Kentucky (02/27/14)

• REBOUNDS •

Grabbed 40 Rebounds: 46 vs Southern (12/09/20)
Grabbed 50 Rebounds: 54 vs Lipscomb (12/05/20)
Grabbed 55-Plus Rebounds: 58 vs Oral Roberts (12/20/20)
RECORD: 77 vs. Jackson State (01/22/02)

• ASSISTS •

Had 25 Assists: 26 vs Central Arkansas (12/12/20)
 Had 30 Assists: 32 vs. Jackson State (11/22/96)
 Had 40 Assists: 40 vs. Troy (12/10/96)
RECORD: 47 vs. U.S. International (12/09/89)

• STEALS •

Had 15 Steals: 15 at Georgia Tech (11/25/19)
 Had 20 Steals: 24 vs. Maryland-Eastern Shore (01/02/01)
 Had 25 Steals: 26 vs. Louisiana-Monroe (11/25/00)
RECORD: 26 vs. Louisiana-Monroe (11/25/00)

• BLOCKED SHOTS •

Had 10 Blocks: 10 vs Texas Southern (11/19/19)
 Had 13 Blocks: 14 vs. Georgia (01/29/19)
 Had 15 Blocks: 15 vs. South Alabama (12/30/91)
RECORD: 18 vs. Missouri (12/05/95)

• MOST TURNOVERS •

Had 20 Turnovers: 20 vs Austin Peay (12/03/19)
 Had 25 Turnovers: 25 at South Carolina (02/21/09)
 Had 30 Turnovers: 32 vs. Providence (11/16/07)
RECORD: 32 vs. Providence (11/16/07)

• FOULS •

Committed 25 Fouls: 28 vs Missouri (01/02/21)
 Committed 30 Fouls: 32 at Missouri (02/08/20)
RECORD: 38 vs. Missouri (12/04/61)

LAST TIME ARKANSAS LOWS...
• SCORING •

Held to 40-45 Points: 43 at Florida (01/22/11)
 Held to 46-49 Points: 46 at Mississippi State (02/09/16)
 Held to 50-55 Points: 50 vs. Florida (03/14/19)
 Held to 56-59 Points: 59 at Florida (02/18/20)
 Held to 19 Points or Less in a Half: 18 (1st half) vs. Vanderbilt (02/07/17)

• FIELD GOALS •

Held to Below 20 Field Goals Made: 15 (15-49) at Tennessee (02/11/20)

• FIELD GOAL PERCENTAGE •

Held to 20-29% FG: 26.8 (19-71) vs Missouri (01/02/21)
Held to 30-35% FG: .333 (19-57) vs Kentucky (01/18/20)

• 3-POINTERS •

Did not Make a 3-pointer: 0 (0-2) at Texas (01/07/89)
Held to 1-4 3-PT FG Made: 4 (4-24) vs Oral Roberts (12/20/20)
 Held to 5-9 3-PT FG Made: 7 (7-21) vs LSU (03/04/20)
 Attempted Single-Digit 3-pointers: 9 (6-9) vs TCU (01/25/20)

• 3-POINT PERCENTAGE •

Shot 10% or Worse 3PT FG: 10.0 (1-10) at Mississippi State (02/09/16)
 Shot 11-19% 3PT FG: 16.7 (3-18) vs Northern Kentucky (11/29/19)

• FREE THROWS •

Made Single Digit Free Throws: 8 (8-9) vs Central Arkansas (12/12/20)
Attempted Single Digit Free Throws: 9 (8-9) vs Central Arkansas (12/12/20)

• FREE THROW PERCENTAGE •

Shot 40-49% FT: 47.1 (8-17) vs Southern (12/09/20)
 Shot Below 40% FT: 26.7 (4-15) at Texas A&M (01/09/13)

• REBOUNDING •

Had 19 or Fewer Rebounds: 19 at Missouri (03/05/13)
 Had 20-25 Rebounds: 25 at Texas A&M (03/07/20)

• ASSISTS •

Held to 6 Assists or less: 6 at Tennessee (02/11/20)

• STEALS •

Had No Steals: *None on record*
 Had 1 Steal: 1 vs Florida (03/09/18)
Had 2-4 Steals: 4 vs Lipscomb (12/05/20)

• BLOCKED SHOTS •

Had No Blocked Shots: 0 vs Missouri (1/23/19)

• FEWEST TURNOVERS •

Had 1-4 Turnovers: 4 vs Georgia (01/29/19)
Had 5-9 Turnovers: 9 vs Missouri (01/02/21)

• FOULS •

Had Single Digit Fouls: 9 vs LSU (02/17/07)

ARKANSAS MISCELLANEOUS...

Played in an OT game:	02/08/20 at Missouri	L, 79-83 (OT)
Played in a 2OT game:	01/23/18 at Georgia	W, 80-77 (2 OT)
Played in a 3OT game:	02/09/80 vs. Houston	L, 90-84 (3 OT)
Beat AP team ranked 21-25:	03/09/18 vs. #23 Florida (SEC)	W, 80-72
Beat AP team ranked 16-20:	02/02/19 at #19 LSU	W, 90-89
Beat AP team ranked 11-15:	02/27/18 vs. #14 Auburn	W, 91-82
Beat AP team ranked 6-9:	12/30/17 vs. #9 Tennessee	W, 95-93 (OT)
Beat AP team ranked 2-5:	01/27/16 vs. #5 Texas A&M	W, 74-71
Beat AP team ranked #1:	02/12/84 vs. #1 North Carolina (PB)	W, 65-64
Beat AP Top 25 team on road:	02/02/19 at #19 LSU	W, 90-89
Beat AP Top 10 team on road:	02/09/94 at #4 Kentucky	W, 90-82

LAST TIME AN OPPONENT HIGHS...

• SCORING •

Scored 100 Points: 106 at Tennessee (01/15/19)
 Scored 110 Points: 117 at Ole Miss (12/10/73)
 Scored 50 Points in 1st Half: 55 at Tennessee (01/15/19)
 Scored 50 Points in 2nd Half: 56 vs LSU (03/04/20)
 Scored 60 or More Points in a Half: 60 (1st half) vs. Alabama (02/28/96)

• FIELD GOALS MADE •

Made 30 Field Goals: 31 (31-70) vs LSU (03/04/20)
 Made 40 Field Goals: 40 (40-68) by Texas (01/05/10)
 Made 45 Field Goals: 45 (45-80) vs. Pittsburgh (12/29/86)

• FIELD GOALS ATTEMPTED •

Attempted 70 Field Goals: 70 (31-70) vs LSU (03/04/20)
 Attempted 80 Field Goals: 83 (31-83) by FIU (12/01/018)

• FIELD GOAL PERCENTAGE •

Shot 60% FG: 61.1 (15-23) vs. Auburn (02/17/16)
 Shot 65% FG: 67.7 (4-65) vs. North Carolina (03/23/08)
 Shot 69% FG: 69.8 (37-53) at Auburn (01/14/95)

• 3-POINTERS MADE •

Made 15 3-pointers: 15 (15-29) at Auburn (12/30/20)
 Made 17 3-pointers: 17 (17-33) at Auburn (02/20/19)

• 3-POINTERS ATTEMPTED •

Attempted 25 3-pointers: 29 (15-29) at Auburn (12/30/20)
 Attempted 30 3-pointers: 31 (8-31) vs Auburn (02/04/20)
 Attempted 35 3-pointers: 39 (13-39) by Miss Valley State (11/25/20)

• 3-POINT PERCENTAGE •

Shot 50% 3PT FG (min 15 att): 51.7 (15-29) at Auburn (12/30/19)
 Shot 60% or Better 3PT FG (min 15 att): 62.7 (10-15) at South Carolina (02/09/19)

• FREE THROWS •

Made 20 Free Throws: 28 (28-39) vs Missouri (01/02/21)
 Made 30 Free Throws: 34 (34-44) at Missouri (02/08/19)
 Made 40 Free Throws: 40 (40-50) vs. UMass (11/25/94)

• FREE THROW ATTEMPTS •

Attempted 35 Free Throws: 39 (26-39) vs Missouri (01/02/21)
 Attempted 40 Free Throws: 44 (34-44) at Missouri (02/08/18)
 Attempted 50 Free Throws: 50 (39-50) vs. South Carolina (03/11/04)

• FREE THROW PERCENTAGE •

Shot 80% FT (min. 10 att): .840 (21-25) at Florida (02/18/20)
 Shot 90% or Better FT (min. 10 att): .962 (25-26) at Ole Miss (01/11/20)

• REBOUNDING •

Grabbed 45 Rebounds: 47 vs Kentucky (01/218/19)
 Grabbed 50 Rebounds: 51 vs Missouri (01/02/21)
 Grabbed 55-Plus Rebounds: 56 vs. Georgia (01/29/19)
 Grabbed 20 Offensive Rebounds: 23 at LSU (01/08/20)

• ASSISTS •

Had 25 Assists: 25 vs. Louisville (11/17/09)
 Had 30 Assists: 30 at UAB (01/27/90)

• STEALS •

Had 15 Steals: 15 at LSU (02/24/10)
 Had 18 Steals: 18 vs. Alcorn State (12/02/95)

• BLOCKED SHOTS •

Had 10 Blocks: 10 at Tennessee (01/22/14)
 Had 13 Blocks: 13 at Mississippi State (01/14/10)

• MOST TURNOVERS •

Had 20 Turnovers: 21 vs Missouri (01/02/21)
 Had 25 Turnovers: 27 vs Rice (11/05/19)
 Had 30 Turnovers: 30 vs. Louisiana-Monroe (12/31/04)

• FOULS •

Committed 30-plus Fouls: 35 vs LSU (03/04/20)
RECORD: 36 vs. Centenary (12/04/82)

LAST TIME AN OPPONENT LOWS

• SCORING •

Held to 30-39 Points: 33 vs. Vanderbilt (01/12/13)
Held to 40-45 Points: 44 vs Southern (12/09/20)
 Held to 46-49 Points: 46 vs Montana (11/16/19)
Held to 50-55 Points: 50 vs Lipscomb (12/05/20)
 Held to 56-59 Points: 55 vs Vanderbilt (01/15/20)
 Held to 19 Points or Less in a Half: 18 vs Montana (11/16/19)

• FIELD GOAL PERCENTAGE •

Held to 21% or Worse FG: .2097 (13-62) vs. Jackson State (11/22/02)
Held to 20-29% FG: .286 (18-63) vs Southern (12/09/19)
Held to 30-35% FG: .319 (23-72) vs Miss Valley State (11/25/20)

• 3-POINTERS •

Did not Make a 3-pointer: 0 (0-10) by Mississippi State (02/07/15)
Held to 1 3-PT FG Made: 1 (1-13) vs Southern (12/09/20)
 Held to 2-4 3-PT FG Made: 4 (4-17) vs Tennessee (02/26/20)
Held to 5-7 3-PT FG Made: 5 (5-21) vs Lipscomb (12/05/20)

• 3-POINT PERCENTAGE •

Shot 10% or Worse 3PT FG: 7.7 (1-13) vs Southern (12/09/20)
 Shot 11-19% 3PT FG: 15.4 (2-13) vs North Texas (11/28/20)

• FREE THROWS •

Made 1-5 Free Throws: 3 (3-6) vs Miss Valley State (11/25/20)
 Made 6-9 Free Throws: 7 (7-10) vs Southern (12/09/20)

• FREE THROW ATTEMPTS •

Attempted Single Digit Free Throws: 7 (3-6) vs Miss Valley State (11/25/20)

• FREE THROW PERCENTAGE •

Shot 40-49% FT: 47.4 (9-19) vs. Auburn (02/17/16)
 Shot Below 40% FT: 38.1 (8-21) vs. Texas State (12/22/18)

• REBOUNDING •

Had 19 or Fewer Rebounds: 19 vs. Missouri-Kansas City (12/02/06)
 Had 20-25 Rebounds: 25 at Texas Tech (01/26/19)

• ASSISTS •

Held to Single Digit Assists: 5 vs Southern (12/09/20)

• STEALS •

Had No Steals: 0 vs Vanderbilt (01/15/20)
 Had 1 Steal: 1 at Florida (01/17/18)
Had 2-4 Steals: 3 vs Missouri (01/02/21)

• BLOCKED SHOTS •

Had No Blocked Shots: 0 (2x in 2020-21) vs Lipscomb / Southern

• FEWEST TURNOVERS •

Had Single Digit Turnovers: 7 vs Lipscomb (12/05/20)

• FOULS •

Had Single Digit Fouls: 8 at Michigan (12/08/12)
Committed 10-14 Fouls: 12 vs Central Arkansas (12/12/20)

RAZORBACK SPEED CHART



JUSTIN SMITH
0 F • Gr. Sr. • 6-7 • 230
Buffalo Grove, Ill.



Injured at Auburn, had ankle surgery Jan. 1 & out 3-6 weeks ... 75 points shy of 1,000 - 17 rebs shy of 500 - 5 career Double-Doubles ... Double-Double vs ORU w/ 22 pts and career-high 17 rebs ... Added 10-reb vs ACU ... Led Arkansas with 18 pts vs North Texas ... 11th-best Graduate Transfer in the Nation by TheStadium.com

Year	GP	GS	Min	Avg	FG	FGA	Pct	3FG	3FGA	Pct	FT	FTA	Pct	Off	Def	Tot	Avg	PF	FO	Ast	TO	Blk	Stl	Pts	Avg
2020-21	9	9	239	26.6	42	94	.447	2	13	.154	18	32	.563	31	33	64	7.1	17	0	9	15	6	10	104	11.6
CAREER	107	82	2539	23.7	373	747	.499	22	93	.237	157	255	.616	197	286	483	4.5	225	2	73	164	41	70	925	8.6

CAREER HIGHS

PTS: 24 (2x) last vs Western Illinois (11/05/19)
REB: 17 vs Oral Roberts (12/20/20)
AST: 4 vs Ohio State (01/11/20)
STL: 3 (7x) last vs Miss Valley (11/25/20)
BLK: 3 at Michigan State (02/02/19)



JD NOTAE
1 G • R-Jr. • 6-1 • 195
Covington, Ga.

Pronounced No-Tay • Scored 1,000th career point vs UCA, scoring a game-high 22 points with 6 assists, 3 steals, 1 TO ... 5 career Double-Doubles including a Triple-Double ... SEC Rank: 4th in total FG Made (50), 7th in FT made (35) and 8th in 3PT FG made (19) ... 29th-best "Sit-Out" Transfer in the Nation by ESPN.com

Year	GP	GS	Min	Avg	FG	FGA	Pct	3FG	3FGA	Pct	FT	FTA	Pct	Off	Def	Tot	Avg	PF	FO	Ast	TO	Blk	Stl	Pts	Avg
2020-21	10	0	233	23.3	50	122	.410	19	63	.302	35	45	.778	6	28	34	3.4	23	1	25	20	6	13	154	15.4
CAREER	70	51	2044	29.2	386	925	.417	130	378	.344	181	249	.727	63	299	362	5.2	159	7	188	198	34	114	1083	15.5

CAREER HIGHS

PTS: 40 vs Florida Memorial (11/21/18)
REB: 14 Stetson (01/30/19)
AST: 10 at Kennesaw State (01/09/19)
STL: 5 (2x) last Florida Gulf Coast (02/02/19)
BLK: 3 (4x) last at Oral Roberts (12/20/20)



VANCE JACKSON JR.
2 F • Gr. Sr. • 6-9 • 238
Pasadena, Calif.



Scored 1,000th career point and grabbed his 500th career rebound in season opener vs Miss Valley with 15 (4-6 3PT) ... 8 career Double-Doubles • Rated the 8th-best Graduate Transfer in the Nation by CBSSports.com

Year	GP	GS	Min	Avg	FG	FGA	Pct	3FG	3FGA	Pct	FT	FTA	Pct	Off	Def	Tot	Avg	PF	FO	Ast	TO	Blk	Stl	Pts	Avg
2020-21	10	1	139	13.9	15	43	.349	9	31	.290	5	7	.714	6	20	26	2.6	8	0	10	6	2	2	44	4.4
CAREER	102	66	2617	25.7	332	798	.416	166	475	.349	204	302	.675	104	416	520	5.1	193	3	175	187	20	75	1034	10.1

CAREER HIGHS

PTS: 30 vs Fresno State (02/02/19)
REB: 13 (2x) last vs Fresno State (02/02/19)
AST: 7 vs Nevada (01/05/19)
STL: 4 vs Wyoming (03/03/19)
BLK: 2 (2x) last vs Nevada (02/18/20)



DESI SILLS
3 G • Jr. • 6-2 • 200
Jonesboro, Ark.

Preseason All-SEC second team by the coaches ... 1st career Double-Double vs ORU (16 pts and career-high 10 rebs) ... Leads team and SEC in steals (20) - 4th in SEC in steals/gm (2.0) ... Team highs at Auburn with career-high 23 points and six rebounds ... 9th in the SEC in FG made (46)

Year	GP	GS	Min	Avg	FG	FGA	Pct	3FG	3FGA	Pct	FT	FTA	Pct	Off	Def	Tot	Avg	PF	FO	Ast	TO	Blk	Stl	Pts	Avg
2020-21	10	10	283	28.3	46	95	.484	15	40	.375	26	40	.650	13	28	41	4.1	18	0	24	13	4	20	133	13.3
CAREER	76	42	1856	24.4	218	495	.440	91	246	.370	125	188	.665	45	134	179	2.4	182	6	121	110	9	71	652	8.6

CAREER HIGHS

PTS: 23 at Auburn (12/30/20)
REB: 10 vs Oral Roberts (12/20/20)
AST: 6 vs FIU (12/01/18)
STL: 4 (2x) last vs UT Arlington (12/02/20)
BLK: 1 (9x) last at Auburn (12/30/20)



DAVONTE "DEVO" DAVIS
4 G • Fr. • 6-3 • 180
Jacksonville, Ark.

Led team with 14 pts and added 7 rebs in 16 minutes versus Southern ... Made 4 "game-winning" plays during 10-0 run at Auburn, including FG to cap the run ... Earned 1st career start vs Missouri (1/2) and had three steals ... 2020 Arkansas Democrat-Gazette Boys Player of the Year ... 4-time All-State

Year	GP	GS	Min	Avg	FG	FGA	Pct	3FG	3FGA	Pct	FT	FTA	Pct	Off	Def	Tot	Avg	PF	FO	Ast	TO	Blk	Stl	Pts	Avg
2020-21	8	1	97	12.1	13	27	.481	1	2	.500	4	6	.667	10	11	21	2.6	13	0	8	6	0	8	31	3.9

CAREER HIGHS

PTS: 14 vs Southern (12/09/20)
REB: 7 vs Southern (12/09/20)
AST: 2 (2x) last vs Southern (12/09/20)
STL: 3 vs Missouri (01/02/21)
BLK: -



MOSES MOODY
5 G • Fr. • 6-6 • 205
Little Rock, Ark.

On Athletics' African American Student-Athlete Leadership Council and SAAC • Only Hog to score double figures all 10 gms ... SEC Fresh of the Week (12/7) ... Leads team in scoring; 2nd in steals; 3rd in reb ... 1st career double-double vs Missouri (1/2) ... 37th-best incoming freshman in the nation & the 8th-best combo guard

Year	GP	GS	Min	Avg	FG	FGA	Pct	3FG	3FGA	Pct	FT	FTA	Pct	Off	Def	Tot	Avg	PF	FO	Ast	TO	Blk	Stl	Pts	Avg
2020-21	10	10	313	31.3	51	110	.464	21	50	.420	46	59	.780	25	36	61	6.1	19	0	17	12	7	14	169	16.9

CAREER HIGHS

PTS: 24 vs UT Arlington (12/02/20)
REB: 10 vs Missouri (01/02/21)
AST: 3 vs Lipscomb (12/05/20)
STL: 3 (2x) last vs North Texas (11/28/20)
BLK: 2 vs Abilene Christian (12/22/20)



JAYLIN WILLIAMS
10 F • Fr. • 6-10 • 245
Fort Smith, Ark.

Led Arkansas with 10 rebounds in the season opener and added seven versus Lipscomb. • Rated the 56th-best incoming freshman in the nation and the 9th-best center by Rivals.com • 2020 Gatorade Arkansas Player of the Year and listed as the top prospect in Arkansas by 247Sports

Year	GP	GS	Min	Avg	FG	FGA	Pct	3FG	3FGA	Pct	FT	FTA	Pct	Off	Def	Tot	Avg	PF	FO	Ast	TO	Blk	Stl	Pts	Avg
2020-21	8	0	90	11.3	8	17	.471	4	12	.333	5	7	.714	8	22	30	3.8	9	0	3	5	6	2	25	3.1

CAREER HIGHS

PTS: 9 vs Mississippi Valley State (11/25/20)
REB: 10 vs Mississippi Valley State (11/25/20)
AST: 1 vs Mississippi Valley State (11/25/20)
STL: 1 vs UT Arlington (12/02/20)
BLK: 2 (2x) last vs Missouri (01/02/21)



JALEN TATE
11 G • Gr. Sr. • 6-6 • 175
Pickerington, Ohio



Scored 1,000th career point vs UCA • 17 rebounds shy of 400 • Dished out assist #300 vs Lipscomb. • 3 career Double-Doubles, including 17 pts and career-high 11 assists vs UCA ... 3rd in the SEC in total assists; 4th in A-TOT ratio ... 5th-best Graduate Transfer in the Nation by NBCSports.com

Year	GP	GS	Min	Avg	FG	FGA	Pct	3FG	3FGA	Pct	FT	FTA	Pct	Off	Def	Tot	Avg	PF	FO	Ast	TO	Blk	Stl	Pts	Avg
2020-21	10	10	268	26.8	40	76	.526	8	22	.364	11	16	.688	15	26	41	4.1	29	1	42	22	3	10	99	9.9
CAREER	103	92	2652	25.7	396	787	.503	47	163	.288	210	339	.619	92	291	383	3.7	313	7	327	205	56	139	1049	10.2

CAREER HIGHS

PTS: 31 vs IUPUI (02/14/20)
REB: 12 at Green Bay (01/31/20)
AST: 11 vs Central Arkansas (12/20/20)
STL: 6 vs IUPUI (02/14/20)
BLK: 3 (3x) last at Detroit Mercy (03/06/19)



KHALEN "KK" ROBINSON
12 G • Fr. • 6-0 • 175
Little Rock, Ark.

Rated the 36th-best incoming freshman in the nation and the 7th-best combo guard by 247Sports.com • 2020 MaxPreps Virginia All-State first team

Year	GP	GS	Min	Avg	FG	FGA	Pct	3FG	3FGA	Pct	FT	FTA	Pct	Off	Def	Tot	Avg	PF	FO	Ast	TO	Blk	Stl	Pts	Avg
2020-21	10	0	87	8.7	9	21	.429	5	12	.417	6	8	.750	0	8	8	0.8	14	1	10	5	1	3	29	2.9

CAREER HIGHS

PTS: 15 vs Mississippi Valley State (11/25/20)
REB: 2 vs Mississippi Valley State (11/25/20)
AST: 4 vs Lipscomb (12/05/20)
STL: 1 vs Mississippi Valley State (11/25/20)
BLK: -



ABAYOMI "BAYBE" IYIOLA
22 F • R-Jr. • 6-9 • 230
Atlanta, Ga.

Pronounced ah-BAH-yum-Mee ... EE-EE-oh-la ... Goes by Baybe (pronounced Bay-bey) • Had knee (right) surgery in the summer and started practicing with the team in Dec. 26 • Serves on Arkansas' Student-Athlete Advisory Committee

Year	GP	GS	Min	Avg	FG	FGA	Pct	3FG	3FGA	Pct	FT	FTA	Pct	Off	Def	Tot	Avg	PF	FO	Ast	TO	Blk	Stl	Pts	Avg
2020-21	63	39	1325	21.0	274	547	.501	1	11	.091	107	151	.709	162	272	434	6.9	185	6	19	75	58	46	656	10.4

CAREER HIGHS

PTS: 26 at USF (11/28/18)
REB: 13 (3x) last at North Florida (01/15/20)
AST: 2 (2x) last at North Florida (02/26/19)
STL: 4 at Jacksonville (02/13/19)
BLK: 2 (2x) last at North Florida (02/26/19)



CONNOR VANOVER
23 F • R-Sr. • 7-3 • 247
Little Rock, Ark.

The 44th-best "Sit-Out" Transfer in the Nation by ESPN.com ... 27th in NCAA/2nd SEC in BLKS (2.3), 2nd in SEC in def rebs (5.9) ... 9th in SEC in Rebs (7.3) • Game-high 23 pts with 8 reb & 3 BLK vs MVSU ... Career-high 16 boards and 6 blocks vs North Texas ... 4th on the team in 3's made and shooting 36.4% from 3PT

Year	GP	GS	Min	Avg	FG	FGA	Pct	3FG	3FGA	Pct	FT	FTA	Pct	Off	Def	Tot	Avg	PF	FO	Ast	TO	Blk	Stl	Pts	Avg
2020-21	10	9	208	20.8	31	73	.425	12	38	.316	16	16	1.000	14	59	73	7.3	13	0	7	4	23	8	90	9.0
CAREER	38	24	699	18.4	114	250	.456	39	114	.342	32	40	.800	35	121	156	4.1	51	2	12	22	58	15	299	7.9

CAREER HIGHS

PTS: 24 at Stanford (03/07/19)
REB: 16 vs North Texas (11/28/20)
AST: 2 vs Washington State (03/02/19)
STL: 3 vs Southern (12/09/20)
BLK: 6 (2x) last vs North Texas (11/28/20)



ETHAN HENDERSON
24 F • Jr. • 6-8 • 210
Little Rock, Ark.

In 30 minutes this season has recorded nine rebounds and two blocked shots. • On 40-minute basis, averages 13.0 rebounds and 2.7 blocked shots.

Year	GP	GS	Min	Avg	FG	FGA	Pct	3FG	3FGA	Pct	FT	FTA	Pct	Off	Def	Tot	Avg	PF	FO	Ast	TO	Blk	Stl	Pts	Avg
2020-21	5	0	30	6.0	3	4	.750	0	0	.000	1	2	.500	4	5	9	1.8	3	0	0	0	2	0	7	1.4
CAREER	37	6	265	7.2	20	35	.571	0	0	.000	9	22	.409	23	44	67	1.8	41	1	5	5	20	7	49	1.3

CAREER HIGHS

PTS: 10 vs LSU (03/04/20)
REB: 9 vs Tennessee (02/26/20)
AST: 1 UT Arlington (11/23/18)
STL: 2 at Tennessee (01/15/19)
BLK: 4 at Texas A&M (03/07/20)



ERIC MUSSELMAN
University of Arkansas Head Coach
San Diego, 1987

As ARKANSAS Head Coach: 29-13 (2nd yr)
As Collegiate Head Coach: 139-47 (6th yr)
As Pro Head Coach: 503-291 (14 seasons)
As collegiate HC, players have earned 2 conference POY honors, 3 All-American honors and 14 all-conference honors ... In 1st 5 years in college, won 20 games 5x & 3 conf. titles; played in 3 NCAA tournaments and won CBI championship ... Only needed 130 games as collegiate HC to record 100 wins ... In 20 seasons as a HC, finished 1st in his conf./division 13 times ... In 14 seasons as a pro HC, led league in wins 7x (2nd-most wins 3x) ... 1st coach in pro basketball history to win 100 games by the age of 28 ... In 7 years as head coach in CBA, a league-best 24 of his players were called up to the NBA and he coached five All-Star games.

