

2020-21 SCHEDULE / RESULTS

NOVEMBER 2-0

| | | | |
|--------|--|-----------|----------|
| 25 Wed | MISSISSIPPI VALLEY STATE | SECN Plus | W 142 62 |
| | Fayetteville, Ark. • Bud Walton Arena/Nolan Richardson Court | | |
| 28 Sat | NORTH TEXAS | SECN Plus | W 69 54 |
| | Fayetteville, Ark. • Bud Walton Arena/Nolan Richardson Court | | |

DECEMBER 7-0

| | | | |
|---------|--|-------------|-----------|
| 2 Wed | UT Arlington | SEC Network | W 72 60 |
| | Fayetteville, Ark. • Bud Walton Arena/Nolan Richardson Court | | |
| 5 Sat | LIPSCOMB | SECN Plus | W 86 50 |
| | Fayetteville, Ark. • Bud Walton Arena/Nolan Richardson Court | | |
| 8 Tues | at Tulsa | ESPN+ | Postponed |
| | Tulsa, Okla. • Donald W. Reynolds Center | | |
| 9 Wed | SOUTHERN | SECN Plus | W 79 44 |
| | Fayetteville, Ark. • Bud Walton Arena/Nolan Richardson Court | | |
| 12 Sat | CENTRAL ARKANSAS | SECN Alt. | W 100 75 |
| | Fayetteville, Ark. • Bud Walton Arena/Nolan Richardson Court | | |
| 20 Sun | ORAL ROBERTS | SEC Network | W 87 76 |
| | Fayetteville, Ark. • Bud Walton Arena/Nolan Richardson Court | | |
| 22 Tues | ABILENE CHRISTIAN | SEC Network | W 85 72 |
| | Fayetteville, Ark. • Bud Walton Arena/Nolan Richardson Court | | |
| 30 Wed | Auburn | ESPN2 | W 97 85 |
| | Auburn, Ala. • Auburn Arena | | |

JANUARY (All Times CT)

| | | | |
|--------|--|-------------|---------|
| 2 Sat | #12/12 MISSOURI * | CBS | L 68 81 |
| | Fayetteville, Ark. • Bud Walton Arena/Nolan Richardson Court | | |
| 6 Sat | at #9/8 Tennessee * | ESPN2 | L 74 79 |
| | Knoxville, Tenn. • Thompson-Boling Arena | | |
| 9 Sat | GEORGIA * | SEC Network | W 99 69 |
| | Fayetteville, Ark. • Bud Walton Arena/Nolan Richardson Court | | |
| 13 Wed | at LSU * | ESPN2 | 6:00 pm |
| | Baton Rouge, La. • Pete Maravich Assembly Center | | |
| 16 Sat | at Alabama * | SEC Network | 2:30 pm |
| | Tuscaloosa, Ala. • Coleman Coliseum | | |
| 20 Wed | AUBURN * | SEC Network | 8:00 pm |
| | Fayetteville, Ark. • Bud Walton Arena/Nolan Richardson Court | | |
| 23 Sat | at Vanderbilt * | SEC Network | Noon |
| | Nashville, Tenn. • Memorial Gymnasium | | |
| 27 Wed | OLE MISS * | SEC Network | 7:30 pm |
| | Fayetteville, Ark. • Bud Walton Arena/Nolan Richardson Court | | |
| 30 Sat | at Oklahoma State | ESPN/2 | 3:00 pm |
| | Stillwater, Okla. • Gallagher-Iba Arena / Eddie Sutton Court | | |

FEBRUARY (All Times CT)

| | | | |
|---------|--|-------------|---------|
| 2 Tues | MISSISSIPPI STATE * | SEC Network | 8:00 pm |
| | Fayetteville, Ark. • Bud Walton Arena/Nolan Richardson Court | | |
| 6 Sat | TEXAS A&M * | SEC Network | 6:00 pm |
| | Fayetteville, Ark. • Bud Walton Arena/Nolan Richardson Court | | |
| 9 Tues | at Kentucky | ESPN/2 | 6:00 pm |
| | Lexington, Ky. • Rupp Arena | | |
| 13 Sat | at Missouri | ESPN/2/U | 3:00 pm |
| | Columbia, Mo. • Mizzou Arena | | |
| 16 Tues | FLORIDA * | ESPN/2 | 6:00 pm |
| | Fayetteville, Ark. • Bud Walton Arena/Nolan Richardson Court | | |
| 20 Sat | at Texas A&M | SEC Network | 7:30 pm |
| | Bryan-College Station, Texas • Reed Arena | | |
| 24 Wed | ALABAMA * | ESPN/2/U | 8:00 pm |
| | Fayetteville, Ark. • Bud Walton Arena/Nolan Richardson Court | | |
| 27 Sat | LSU * | ESPN/2 | 1:00 pm |
| | Fayetteville, Ark. • Bud Walton Arena/Nolan Richardson Court | | |

MARCH (All Times CT)

| | | | |
|--------|--------------------------------------|-------------|---------|
| 2 Tues | at South Carolina * | SEC Network | 5:30 pm |
| | Columbia, S.C. • Colonial Life Arena | | |
| 10-14 | SEC CHAMPIONSHIP | | TBA |
| | Nashville, Tenn. • Bridgestone Arena | | |

* SEC Game || HOME GAMES IN CAPS

ARKANSAS BASKETBALL

1994 NATIONAL CHAMPION

3 NAISMITH HALL OF FAMERS

31 ALL-AMERICANS

1995 NATIONAL RUNNER-UP

6 FINAL FOURS

33 NCAA BERTHS

10 ELITE EIGHTS

39 NBA DRAFT PICKS

ARKANSAS RAZORBACKS

GAME 13: ARKANSAS AT LSU

Jan. 13, 2021 • Wednesday • 6:00 pm • Baton Rouge, La. • Pete Maravich Assembly Center (13,215)



ARV/ARV ARKANSAS RAZORBACKS

Eric Musselman (San Diego '87)

OVERALL 10-2 SEC 2-2

at UA: 30-14 (2nd) Collegiate: 140-48 (6th)



ARV/-- LSU TIGERS

Will Wade (Clemson '05)

OVERALL 8-2 SEC 3-1

at LSU: 72-32 (4th) Overall: 163-77 (21st)



SEC NETWORK

Tom Hart (PxP)
Jimmy Dykes (Analyst)



RAZORBACK SPORTS NETWORK

Chuck Barrett (PxP)
Matt Zimmerman (Analyst)



SATELLITE RADIO

XM: 382 • Sirius: --
Online Channel: 972



LIVE STATS / WATCH SEC NETWORK ONLINE

www.Arkansas.StatBroadcast.com
https://www.espn.com/watch/



Versus LSU

• This will be the 70th meeting between Arkansas and LSU and 60th since the Razorbacks joined the SEC. Arkansas leads the all-time series, 37-32, and is 33-37 versus the Tigers since joining the SEC. However, LSU does lead 18-12 in games played in Baton Rouge.

LAST YEAR VS LSU – 1st Meeting LSU 79 • ARK 77 (Jan. 8, 2020 @ LSU)

- In a game that featured 19 lead changes - including eight inside the final five minutes - LSU's old-fashion 3-point play with eight seconds left proved to be the difference in a 79-77 victory over Arkansas.
- Arkansas ended a 4:12 scoring drought when Jimmy Whitt Jr., hit a jumper in the lane with 38 seconds left to give Arkansas a 74-73 lead. LSU answered with an old-fashion 3-point play by Trendon Watford to go up two, 76-74, with 32 ticks left. Isaiah Joe came right back with an "and-one" of his own for a one-point Razorback lead with 21 seconds remaining.
- Adrio Bailey blocked the first Tigers' shot attempt with 12 seconds left. The ball went out of bounds and LSU retained possession. LSU then got the ball to Watford, who converted the old-fashion three-point play for a two-point advantage. Arkansas' final shot attempt was blocked to give LSU to win.
- LSU out-rebounded Arkansas 53-24. LSU had 23 offensive rebounds compared to Arkansas' three offensive rebounds.

LAST YEAR VS LSU – 2nd Meeting ARK 99 • LSU 90 (Mar. 4, 2020 @ ARK)

- Mason Jones scored 36 points, but it was Jimmy Whitt Jr., who shined brightest on his Senior Night to lead Arkansas to a 99-90 win.
- Whitt willed the Razorbacks to the win as he recorded his eighth career double-double - third of the year - with 26 points and a career-high 15 rebounds.
- Desi Sills put the Hogs up 9-6 and Arkansas would not relinquish the lead. Overall, Arkansas scored a season-high 55 points in the first half and took a season-best, 21-point lead into the locker room (55-34).
- LSU rallied in the second half, scoring 56 points, but the Razorbacks led 17 (77-60) with 7:15 remaining before the Tigers started chipping away. Skylar Mays scored 21 second-half points as LSU worked its deficit to seven few on four occasions from the 1:54 mark until 35 seconds left.

Smith Out Due to Ankle Injury; Robinson Lost for Year

- Graduate senior forward Justin Smith had successful right ankle arthroscopic debridement surgery Friday (Jan. 1) and was listed out 3-to-6 weeks.
- Smith injured his ankle during the first half of Arkansas' SEC season-opening win at Auburn (Dec. 30). While he returned to the floor in the first half, he sat out the second half.
- Freshman Khaleen "KK" Robinson had surgery on Jan. 10 to repair a bone fracture in his right foot. He will miss the remainder of the 2020-21 season.
- Robinson played each of the first 11 games prior to missing the Georgia game Saturday.

SERIES INFO:

| | | | |
|------------|-------|-----------------|-------|
| OVERALL | | ARK Leads..... | 37-32 |
| Home: | | ARK Leads..... | 20-8 |
| Away: | | ARK Trails..... | 12-18 |
| Neutral: | | ARK Trails..... | 5-6 |
| * SEC ONLY | | ARK Leads..... | 33-27 |

MOST RECENT RESULTS:

| | | | |
|----------|--------|------------|---|
| 02/23/16 | W | 85-65 | H |
| 01/21/17 | W | 99-86 | H |
| 02/11/17 | W | 78-70 | A |
| 01/10/18 | L | 75-54 | H |
| 02/03/18 | L | 94-86 | A |
| 01/12/19 | L | 90-88 (OT) | H |
| 02/02/19 | -/19 W | 94-89 | A |
| 01/08/20 | L | 79-77 | A |
| 03/04/20 | W | 99-90 | H |

2020-21 STAT COMPARISON

| | | |
|-------|----------------|-------|
| 88.2 | Scoring Off. | 85.3 |
| 67.2 | Scoring Def. | 70.0 |
| +20.9 | Scoring Margin | +15.6 |
| .462 | FG% | .491 |
| .394 | FG% Def. | .411 |
| .356 | 3PT% | .365 |
| 9.7 | 3PT Made/Gm | 8.8 |
| .300 | 3PT% Def. | .278 |
| .737 | FT% | .778 |
| +9.2 | Reb. Margin | +4.3 |
| 16.0 | Assists/Gm | 13.4 |
| 1.31 | A/TO Ratio | 1.02 |
| +2.6 | TO Margin | +2.5 |
| 5.2 | Blocks/Gm | 2.2 |
| 8.2 | Steals/Gm | 9.5 |
| 17.2 | Fouls/Gm | 17.6 |

MOSES MOODY

- LEADS TEAM & 8TH IN SEC IN SCORING 16.7 PPG
- ONLY HOG TO MAKE A 3 ALL 12 GMS

JD NOTAE

- 10TH IN SEC IN SCORING (15.4 PPG)
- AMONG SEC TOP 10 IN FG MADE, FT MADE, 3PT MADE


VANCE JACKSON JR.

- LAST TWO GMS - 29 PTS (14 @ UT) (15 VS UGA)
- 7-OF-11 3PT - 11 REBS

MUSSELMAN PLAYERS IN THE NBA

CALEB MARTIN
CODY MARTIN
JALEN HARRIS
ISAIAH JOE
MASON JONES

www.ArkansasRazorbacks.com



Arkansas SID: Mike Cawood • tmcawood@uark.edu • 479-236-2090

TV/RADIO ROSTER

0 • Justin SMITH
 M.S. - Operations Management

1 • JD NOTAE
 Recreation and Sport Management

2 • Vance JACKSON Jr.
 M.Ed. - Adult & Lifelong Learning

3 • Desi SILLS
 Recreation and Sport Management

4 • Davonte "Devo" DAVIS
 Recreation and Sport Management

5 • Moses MOODY
 Undecided

10 • Jaylin WILLIAMS
 Recreation and Sport Management

11 • Jalen TATE
 M.Ed. - Adult & Lifelong Learning

12 • Khalel "KK" ROBINSON
 Recreation and Sport Management

13 • Emeka OBUKWELE
 Biology/Pre-Med

14 • Brandon KIMBLE
 M.S. - Operations Management

20 • Kamani JOHNSON
 Communications

22 • Abayomi "Baybe" IYIOLA
 Business Accounting

23 • Connor VANOVER
 Communications

24 • Ethan HENDERSON
 Recreation and Sport Management

33 • Bryson MOREHEAD
 Engineering

ERIC MUSSELMAN
 Head Coach

David PATRICK
 Associate Head Coach

Clay MOSER
 Assistant Coach

Corey WILLIAMS
 Assistant Coach

Anthony RUTA
 Dir-Operations

Earl BOYKINS
 Dir.-S/A Develop.

Hays MYERS
 Special Asst. to HC

Michael MUSSELMAN
 Dir.-Recruiting

Patrick ACKERMAN
 Recruiting Coord.

Riley HALL
 Video Coord.

NUMERICAL ROSTER

| No. | Name | Pos. | Yr. | Ht. | Wt. | Hometown | Previous School |
|-----|------------------------|------|--------|------|-----|---------------------|---------------------|
| 0 | Justin Smith | F | Gr. | 6-7 | 230 | Buffalo Grove, Ill. | Indiana |
| 1 | JD Notae | G | R-Jr. | 6-1 | 195 | Covington, Ga. | Jacksonville |
| 2 | Vance Jackson Jr. | F | Gr.Sr. | 6-9 | 238 | Pasadena, Calif. | New Mexico |
| 3 | Desi Sills | G | Jr. | 6-2 | 200 | Jonesboro, Ark. | Jonesboro HS |
| 4 | Davonte "Devo" Davis | G | Fr. | 6-3 | 180 | Jacksonville, Ark. | Jacksonville HS |
| 5 | Moses Moody | G | Fr. | 6-6 | 205 | Little Rock, Ark. | Montverde Acad. |
| 10 | Jaylin Williams | F | Fr. | 6-10 | 245 | Fort Smith, Ark. | Northside HS |
| 11 | Jalen Tate | G | Gr.Sr. | 6-6 | 175 | Pickerington, Ohio | Northern Ky. |
| 12 | Khalel "KK" Robinson | G | Fr. | 6-0 | 175 | Little Rock, Ark. | Oak Hill Acad. |
| 13 | Emeka Obukwelu | F | Sr. | 6-8 | 235 | Plano, Texas | UT Tyler |
| 14 | Brandon Kimble | F | Gr.Sr. | 6-7 | 180 | Indianola, Miss. | Miss. Valley St. |
| 20 | Kamani Johnson | F | Jr. | 6-7 | 215 | Brooklyn, N.Y. | Little Rock |
| 22 | Abayomi "Baybe" Iyiola | F | R-Jr. | 6-9 | 230 | Atlanta, Ga. | Stetson |
| 23 | Connor Vanover | F | R-So. | 7-3 | 247 | Little Rock, Ark. | California |
| 24 | Ethan Henderson | F | Jr. | 6-8 | 210 | Little Rock, Ark. | Parkview HS |
| 33 | Bryson Morehead | F | Fr. | 6-8 | 160 | Katy, Texas | Obra D. Tompkins HS |

COACHES/STAFF

Head Coach: Eric Musselman (San Diego, 1987)
 Associate Head Coach: David Patrick (UL Lafayette, 2000)
 Assistant Coach: Clay Moser (Wisconsin-La Crosse, 1987)
 Assistant Coach: Corey Williams (Oklahoma State, 2002)
 Director of Operations: Anthony Ruta (Arizona State, 2012)
 Special Assistant to Head Coach: Hays Myers (LSU, 2016)
 Director of Student-Athlete Development: Earl Boykins (Eastern Michigan, 1998)
 Video Coordinator: Riley Hall (Arkansas, 2016)
 Director of Recruiting: Michael Musselman (San Diego, 2018)
 Recruiting Coordinator: Patrick Ackerman (Detroit Mercy, 2016)
 Head Strength Coach: Dave Richardson (Louisiana-Monroe, 1989)
 Graduate Assistants:
 Tyson Batiste (Central Connecticut State, 2019) • Jeremiah Bonsu (Dayton, 2017) • Caleb Cline (South Dakota, 2020) • Alex Dellelt (Arkansas, 2018) • Colin Donnelly (Michigan State, 2019) • Raheem Martin (Greensboro College, 2016) • Elijah Roth (Arizona, 2020)

Student Assistant: Khalil Garland

PRONUNCIATION

#1 JD Notae No-Tay
 #3 Desi Sills DEZ-ee
 #12 Khalel Robinson Kay-lin
 #13 Emeka Obukwelu Eh-MEH-kuh Oh-Boo-Quay-Lu
 #22 Abayomi Iyiola ah-Bah-YUM-ee EE-EE-oh-la
 ^ goes by "Baybe" Bay-Bey
 Anthony Ruta R00-tuh

ROSTER BY STATE

| ARKANSAS (7) | |
|-------------------|---------------|
| Davonte Davis | Jacksonville |
| Ethan Henderson | Little Rock |
| Moses Moody | Little Rock |
| Khalel Robinson | Little Rock |
| Desi Sills | Jonesboro |
| Connor Vanover | Little Rock |
| Jaylin Williams | Fort Smith |
| CALIFORNIA (1) | |
| Vance Jackson Jr. | Pasadena |
| GEORGIA (2) | |
| Abayomi Iyiola | Atlanta |
| JD Notae | Covington |
| ILLINOIS (1) | |
| Justin Smith | Buffalo Grove |
| MISSISSIPPI (1) | |
| Brandon Kimble | Indianola |
| NEW YORK (1) | |
| Kamani Johnson | Brooklyn |
| TEXAS (2) | |
| Emeka Obukwelu | Plano |
| Bryson Morehead | Katy |
| OHIO (1) | |
| Jalen Tate | Pickerington |

ROSTER BY CLASS

| GRADUATE SENIOR (4) | | SOPHOMORE (1) | |
|---------------------|------------|-----------------|------------|
| Vance Jackson Jr. | | Connor Vanover | (Redshirt) |
| Brandon Kimble | | | |
| Justin Smith | | | |
| Jalen Tate | | | |
| SENIOR (1) | | FRESHMAN (5) | |
| Emeka Obukwelu | | Davonte Davis | |
| | | Moses Moody | |
| | | Bryson Morehead | |
| | | Khalel Robinson | |
| | | Jaylin Williams | |
| JUNIOR (4) | | | |
| Abayomi Iyiola | (Redshirt) | | |
| Ethan Henderson | | | |
| Kamani Johnson | | | |
| JD Notae | (Redshirt) | | |
| Desi Sills | | | |

ABOUT ARKANSAS

| | |
|-----------------------------|---|
| Location..... | Fayetteville, Ark. |
| Enrollment..... | 27,559 |
| Founded..... | 1871 |
| Colors..... | Cardinal (PMS 201) and White |
| Nickname..... | Razorbacks |
| Conference..... | Southeastern (SEC) |
| System Pres..... | Dr. Donald R. Bobbitt (Arkansas, 1980) |
| Chancellor..... | Dr. Joseph E. Steinmetz (C. Michigan, 1977) |
| Vice Chancellor / AD..... | Hunter Yurachek (Guilford, 1990) |
| Faculty Representative..... | Gerald Jordan (Arkansas, 1970) |
| Arena (Capacity)..... | Bud Walton Arena (19,200) |

HISTORY

| | |
|---------------------------------------|--------------------|
| First Year of Basketball..... | 1923-24 |
| Seasons..... | 98th |
| Overall Conference Championships..... | 24 (2 SEC, 22 SWC) |
| NCAA Tournament Record / App..... | 42-32 (.568) / 33 |
| NIT Record / App..... | 6-5 / 4 |
| SEC Tournament Record..... | 28-27 |

MUSSELMAN COACHING HISTORY

| COLLEGIATE | 6th Season | 139-48 | (7-4 Postseason) |
|---------------|------------|---------|----------------------|
| Nevada | 4 years | 110-34 | 7-4 Postseason |
| Arkansas | 2nd year | 30-14 | -- |
| PROFESSIONAL | 14 Seasons | 503-291 | (50-39 Postseason *) |
| CBA | 7 years | 270-122 | (39-34 Postseason*) |
| Rapid City | 5 years | 191-89 | (27-25 Postseason *) |
| Florida | 2 years | 79-33 | (12-9 Postseason *) |
| USBL | 2 years | 53-3 | (4-0 Postseason *) |
| Florida | 2 years | 53-3 | (4-0 Postseason *) |
| NBA | 3 years | 108-138 | -- |
| Golden State | 2 years | 75-89 | -- |
| Sacramento | 1 year | 33-49 | -- |
| D-League | 2 years | 72-28 | (7-5 Postseason *) |
| Reno | 1 year | 34-16 | (2-3 Postseason *) |
| Los Angeles | 1 year | 28-12 | (5-2 Postseason *) |
| INTERNATIONAL | 3 Years | 24-14 | -- |
| Dominican | 1 years | 5-1 | -- |
| Venezuelan | 2 years | 19-13 | -- |

-- Note, professional basketball does not include playoff results in W-L record

* - Musselman's pro record including playoffs is 553-330

MISCELLANEOUS MEASURABLES

(AS OF JUNE 2020)

| NAME | WINGSPAN | REACH | MAX VERT |
|-----------------|----------|----------|----------|
| Devo Davis | 6' 7.5" | 8' 5" | 34" |
| Ethan Henderson | 6' 11.5" | 8' 8" | 44" |
| Abayomi Iyiola | 6' 11.5" | 8' 10.5" | 28.5" |
| Vance Jackson | 6' 11" | 8' 9" | 29.5" |
| Moses Moody | 7' 1" | 8' 8.5" | 30" |
| JD Notae | 6' 6" | 8' 2" | 39" |
| KK Robinson | 6' 6" | 8' 0" | 37" |
| Desi Sills | 6-6.5" | 8' 1.5" | 37.5" |
| Justin Smith | 6' 8.5" | 8' 6" | 44" |
| Jalen Tate | 6' 6" | 8' 6.5" | 35" |
| Connor Vanover | 7' 5" | 9' 8" | 25.5" |
| Jaylin Williams | 7' 1.5" | 8' 11" | 32" |

Hogs #20 in NCAA NET

- The NCAA released its first NET ranking on Jan. 4 and the Razorbacks came in at #24.
- After the losses to #12 Missouri at #9/8 Tennessee, Arkansas dropped to #29 in th NET.
- The Razorbacks climbed nine spots to #20 after the 30-point win over Georgia.
- Arkansas is 0-2 vs Quad 1 - 1-0 vs Quad 2 - 4-0 vs. Quad 3 - 5-0 vs Quad 4.

Tough Schedule To Start

- Not that there is ever an easy SEC game Arkansas schedule to start the SEC season is particularly tough.
- ^ opened at Auburn - the Tigers were 34-3 at home over two-plus years prior to Arkansas' win
- ^ then hosted #12 Missouri and traveled to #8 Tennessee for back-to-back games (without Justin Smith)
- ^ after hosting Georgia, Arkansas will play two straight on the road, LSU (#22 NCAA NET) and Alabama (#29 NCAA NET)
- ^ with games at LSU and Alabama this week, Arkansas opens SEC play with four of its first six on the road
- ^ add a game at Oklahoma State (SEC/Big 12 Challenge), the Hogs are in the midst of playing six of 10 games on the road.

Rare Air

- **Moses Moody is 1 of 3 players in the SEC** to average at least 15.0 points and 5.5 rebounds

MOODY IS THE ONLY GUARD AND THE ONLY FRESHMAN

| | | | |
|-------------------------|-------------|----------|---------|
| ^ Moses Moody (ARK) | 6-6, G, Fr. | 16.7 ppg | 5.6 rpg |
| ^ Trendon Watford (LSU) | 6-9, F, So. | 17.8 ppg | 6.7rpg |
| ^ Emanuel Miler (A&M) | 6-7, F, So. | 17.3 ppg | 7.8 rpg |

- **Moody is 1 of 3 players among the SEC top 10** in scoring, FG%, FT% and 3's Made **HOWEVER** he is the only one to additionally rank among the SEC top 25 in rebounds (21st) and steals (25th) as well.

| | | | | |
|---------------------------|----------------|-------------|------------|-----------------|
| ^ Moses Moody (ARK) | 8th in scoring | 8th in FG% | 7th in FT% | 9th in 3's Made |
| ^ Cameron Thomas (LSU) | 1st in scoring | 10th in FG% | 1st in FT% | 2nd in 3's Made |
| ^ Scotty Pippen Jr. (VAN) | 2nd in scoring | 9th in FG% | 4th in FT% | 8th in 3's Made |

- Arkansas and LSU are the only two schools to have at least two players average over 15.0 points:

ARK: Moses Moody (16.7) • JD Notae (15.4)

LSU: Cameron Thomas (22.3) • Trendon Watford (17.8) • Ja'Vonte Smart (15.4 ppg)

Moses Leads and in Owns the Arc

- Razorback freshman Moses Moody leads the team and ranks **eighth in the SEC in scoring** (16.7 ppg) and shooting 40% from 3-point range. He is also the only Hog to make a 3-pointer in all 12 games.
- Only five freshmen have led UA in points per game during a season (HogStats.com):
- ^ George Kok (18.7 in 1944-45) ^ Scotty Thurman (17.4 1992-93) ^ Joe Johnson (16.0 1999-00)
- ^ Jonathon Modica (11.5 in 2002-03) ^ Patrick Beverley (13.9 2006-07)
- Moody ranks **eighth in the SEC - first among SEC freshmen - in minutes played** per game (32.3).
- Moody has made 11 straight free throws (last three vs Missouri, all three at Tennessee and II five vs Georgia) and ranks **seventh in the SEC in free throw percentage** (.860). He also has streaks of 15 and 12 consecutive makes.
- **^ Moody is 21st in the NCAA / 2nd in the SEC in free throws made (54).**
- **^ Moody is 31st in the NCAA / 3rd in the SEC in free throws attempts (67).**

Freebies

- Arkansas was just 8-of-10 from the free throw line at Tennessee. Arkansas made 23 from the charity stripe in each of the first two SEC games at Auburn and versus Missouri and was 15-of-18 versus Georgia.
- **Arkansas ranks 16th in the NCAA / 1st SEC in free throws made (196) and 25th / 2nd SEC in FT Att (266).**
- ^ Eric Musselman's Nevada squad led the NCAA in free throws made in 2016.
- ^ Mason Jones led the NCAA in both free throws made and attempted last season.
- ^ In five years as a college coach, Musselman's teams ranked 1st (3x) or 2nd (2x) five times in the league in free throws made.
- **Connor Vanover is a perfect 17-of-17 at the free throw line this season, including 6-of-6 at Auburn.**
- **Moses Moody has made 11 straight at the line over the last three games.** He also has had streaks of 12 straight makes and 15 consecutive makes at the line this season.
- **JD Notae is 19-of-23 from the line in four SEC games -** Was 22-of-29 in the first eight games combined - **and now ranks eighth in the SEC in free throw percentage (.788).**

The Numbers FINALLY Add Up

- Arkansas had back-to-back losses to #12 Missouri and #9 Tennessee because
- 1. Arkansas shot 26.8% from the field versus Mizzou and the Tigers out-rebounded Arkansas 51-36
- 2. Arkansas committed a season-high 20 turnovers and forced a season-low five and UT was 20-of-26 at the line compared to 8-of-10 by the Razorbacks.
- However, Arkansas had back-to-back losses vs #12 Mizzou and #9 UT despite putting up some impressive stats.
- VS MISSOURI**
- Arkansas forced a season-high (tied) 21 turnovers.
- Arkansas only committed nine turnovers
- ^ **lost for the first time when forcing 15+ turnovers (4-1)**
- ^ **lost for the first time when committing less than 15 TO (7-1).**
- Arkansas had season-high w/ 13 steals vs AUB and MIZ
- Arkansas' bench out-scored Missouri's 28-10.
- ^ **Musselman teams are now 66-4 when out-scoring opponents' bench ... 13-3 at Arkansas**
- Arkansas grabbed 16 offensive rebounds.
- ^ **lost for 1st time this year when getting 10+ off boards (8-1)**
- AT TENNESSEE**
- Arkansas shot 52.7% from the field
- ^ **Musselman is 45-2 (7-1 at ARK) when shooting 50% FG**
- ^ **Musselman is 112-9 (23-4 at ARK) when shooting better pct than opp**
- Arkansas led by 7 at halftime but lost
- ^ **Musselman is 107-6 (24-2 at ARK) when leading at halftime**
- Arkansas' bench out-scored Tennessee's 35-22.
- Arkansas out-rebounded Tennessee 37-28
- ^ **lost for 1st time this year when out-rebounding opponent (7-1)**
- ^ **Musselman is 81-11 (11-1 at ARK) when out-rebounding opp**
- ^ **28 boards by UT are 2nd fewest by opponent in Muss era at ARK**

VERSUS GEORGIA

- Arkansas put the best parts of both losses together to win versus Georgia.
- Arkansas shot 52.2% from the field and 57.1% from 3-pt range.
- Arkansas out-rebounded Georgia 40-30.
- Arkansas had 24 assists while forcing Georgia into 21 turnovers.

2020-21 MISCELLANEOUS STATS

DOUBLE-FIGURE SCORING GAMES

| Player | 16-17 | 17-18 | 18-19 | 19-20 | 20-21 | Career |
|-----------|-------|-------|-------|-------|-------|--------|
| Davis | NA | NA | NA | 2 | 2 | 2 |
| Henderson | NA | NA | - | 1 | 0 | 1 |
| Iyiola | NA | 18 | 15 | NA | -- | 33 |
| Jackson | 14 | NA | 23 | 14 | 4 | 55 |
| Moody | NA | NA | NA | NA | 11 | 11 |
| Notae | NA | 23 | 24 | NA | 11 | 58 |
| Robinson | NA | NA | NA | NA | 1 | 1 |
| Sills | NA | NA | 5 | 17 | 7 | 29 |
| Smith | NA | 8 | 13 | 14 | 6 | 41 |
| Tate | 2* | 3 | 25 | 16 | 7 | 53 |
| Vanover | NA | NA | 9 | NA | 4 | 13 |
| Williams | NA | NA | NA | NA | 0 | 0 |

20+ POINT SCORING GAMES

| Player | 16-17 | 17-18 | 18-19 | 19-20 | 20-21 | Career |
|---------|-------|-------|-------|-------|-------|--------|
| Davis | NA | NA | NA | NA | 1 | 1 |
| Iyiola | NA | 1 | 2 | NA | -- | 3 |
| Jackson | 0 | NA | 4 | 4 | -- | 8 |
| Moody | NA | NA | NA | NA | 3 | 3 |
| Notae | NA | 7 | 8 | NA | 2 | 17 |
| Sills | NA | NA | 0 | 3 | 1 | 4 |
| Smith | NA | 1 | 1 | 2 | 1 | 5 |
| Tate | 0* | 0 | 2 | 4 | -- | 6 |
| Vanover | NA | NA | 1 | NA | 1 | 2 |

30+/40+ POINT SCORING GAMES

| Player | 16-17 | 17-18 | 18-19 | 19-20 | 20-21 | Career |
|---------|-------|-------|-------|-------|-------|--------|
| Jackson | 0/0 | NA | 1/0 | 0/0 | -- | 1/0 |
| Notae | NA | 1/0 | 0/1 | NA | -- | 1/1 |
| Tate | 0* | 0 | 1/0 | 1/0 | -- | 2/0 |

3+ THREE-POINTERS IN A GAME

| Player | 16-17 | 17-18 | 18-19 | 19-20 | 20-21 | Career |
|----------|-------|-------|-------|-------|-------|--------|
| Jackson | 6 | NA | 10 | 9 | 3 | 28 |
| Moody | NA | NA | NA | NA | 3 | 3 |
| Notae | NA | 7 | 11 | NA | 3 | 21 |
| Robinson | NA | NA | NA | NA | 1 | 1 |
| Sills | NA | NA | 4 | 7 | 2 | 13 |
| Smith | NA | 0 | 1 | 0 | -- | 1 |
| Tate | 0* | 0 | 1 | 0 | 1 | 2 |
| Vanover | NA | NA | 1 | NA | 1 | 2 |

5+ THREE-POINTERS IN A GAME

| Player | 16-17 | 17-18 | 18-19 | 19-20 | 20-21 | Career |
|---------|-------|-------|-------|-------|-------|--------|
| Notae | NA | 2 | 4 | NA | -- | 6 |
| Jackson | 1 | NA | 0 | 2 | -- | 3 |
| Sills | NA | NA | 0 | 1 | -- | 1 |
| Vanover | NA | NA | 1 | NA | -- | 1 |

DOUBLE FIGURE REBOUNDING GAMES

| Player | 16-17 | 17-18 | 18-19 | 19-20 | 20-21 | Career |
|----------|-------|-------|-------|-------|-------|--------|
| Iyiola | NA | 4 | 10 | NA | -- | 14 |
| Jackson | 0 | NA | 5 | 3 | -- | 8 |
| Notae | NA | 2 | 3 | NA | -- | 5 |
| Moody | NA | NA | NA | NA | 1 | 1 |
| Sills | NA | NA | 0 | 0 | 1 | 1 |
| Smith | NA | 1 | 2 | 1 | 2 | 6 |
| Tate | 0* | 0 | 1 | 1 | -- | 2 |
| Vanover | NA | NA | 0 | NA | 2 | 2 |
| Williams | NA | NA | NA | NA | 1 | 1 |

DOUBLE FIGURE ASSISTS GAMES

| Player | 16-17 | 17-18 | 18-19 | 19-20 | 20-21 | Career |
|--------|-------|-------|-------|-------|-------|--------|
| Notae | NA | 0 | 1 | NA | -- | 1 |
| Tate | 0* | 0 | 1 | 0 | 2 | 3 |

DOUBLE-DOUBLES

| Player | 16-17 | 17-18 | 18-19 | 19-20 | 20-21 | Career |
|---------|-------|-------|-------|-------|-------|--------|
| Iyiola | NA | 4 | 8 | NA | -- | 12 |
| Jackson | 0 | NA | 5 | 3 | -- | 8 |
| Notae | NA | 2 | 3 | NA | -- | 5 |
| Moody | NA | NA | NA | NA | 1 | 1 |
| Sills | NA | NA | 0 | 0 | 1 | 1 |
| Smith | NA | 1 | 2 | 1 | -- | 4 |
| Tate | 0* | 0 | 1 | 1 | 2 | 4 |

TRIPLE-DOUBLES

| Player | 16-17 | 17-18 | 18-19 | 19-20 | 20-21 | Career |
|--------|-------|-------|-------|-------|-------|--------|
| Notae | NA | 0 | 1 | NA | -- | 1 |

5+ ASSIST GAMES


| Player | 16-17 | 17-18 | 18-19 | 19-20 | 20-21 | Career |
|---------|-------|-------|-------|-------|-------|--------|
| Davis | NA | NA | NA | NA | 1 | 1 |
| Jackson | 1 | NA | 5 | 0 | -- | 6 |
| Notae | NA | 2 | 9 | NA | 2 | 13 |
| Sills | NA | NA | 4 | 0 | 1 | 5 |
| Tate | 0* | 4 | 11 | 7 | 4 | 25 |

3+ STEALS IN A GAME

| Player | 16-17 | 17-18 | 18-19 | 19-20 | 20-21 | Career |
|---------|-------|-------|-------|-------|-------|--------|
| Davis | NA | NA | NA | NA | 1 | 1 |
| Iyiola | NA | 0 | 2 | NA | -- | 2 |
| Moody | NA | NA | NA | NA | 2 | 2 |
| Notae | NA | 11 | 8 | NA | 2 | 21 |
| Sills | NA | NA | 1 | 1 | 4 | 6 |
| Smith | NA | 0 | 1 | 5 | 2 | 8 |
| Tate | 0* | 6 | 1 | 4 | -- | 11 |
| Vanover | NA | NA | 0 | NA | 1 | 1 |

3+ BLOCKS IN A GAME

| Player | 16-17 | 17-18 | 18-19 | 19-20 | 20-21 | Career |
|---------|-------|-------|-------|-------|-------|--------|
| Iyiola | NA | 2 | 5 | NA | -- | 7 |
| Notae | NA | 1 | 2 | NA | 1 | 4 |
| Smith | NA | 0 | 2 | 0 | -- | 2 |
| Tate | 0* | 2 | 1 | 0 | -- | 3 |
| Vanover | NA | NA | 5 | NA | 4 | 9 |



EQUALITY

- A group of Razorback student-athlete leaders launched an initiative in September to foster and work toward equality for all members of the Razorback family. The program and its mission were developed out of ongoing discussions by various student-athletes on a number of important topics impacting society.
- The initiative is committed to helping ensure that every individual, regardless of race, gender, religious beliefs or sexual orientation has an equal opportunity to make the most of their lives and talents.**
- The initiative was brought forward by the Razorback Athletics African-American Student-Athlete Leadership Council – **including freshman guard MOSES MOODY** – as part of continuing diversity and inclusion efforts as part of the department's **Hogs UNITED** program.

- Arkansas led by six at the half and scored 56 points in the second half to win by 30.
- Arkansas won the following battles: pts off turnovers (25-8) • pts off fast breaks (29-18) • pts off the bench (24-18).
- The 30-point margin of victory was the eighth largest (tied) versus an SEC opponent for the Razorbacks and the largest since a 36-point win at Vanderbilt on Mar. 6, 2019.

The First Since Corliss and Scotty

- Razorback freshman Moses Moody scored 25 points in the Georgia win and his classmate Davonte Davis had 20.
- Throw in Jaylin Williams nine rebounds and the three Arkansas freshman (and natives) combined for 47 points (47.5% of Arkansas' points), 20 rebounds (half the team's rebounds) and 10 assists (47.1% of the team's assists).
- Moody and Davis were the first Razorback freshman teammates to each score at least 20 points in the same SEC game since Corliss Williamson and Scotty Thurman (HogStats.com). Williamson scored 26 and Thurman 22 on Feb. 16, 1993 in a 101-91 loss to Tennessee in Fayetteville.

Half a Hundred

- Arkansas scored 56 second-half points in the win over Georgia. It was the most by Arkansas in the second half of an SEC game since scoring 60 at Alabama on Jan. 30, 2002 – a 109-94 final (HogStats.com).
- Arkansas scored at least 50 points in a half for the fifth time this season.

| | | | |
|--------------------------|-----------------------|------------|-----------------------|
| Mississippi Valley State | 61 in the first half | AND | 81 in the second half |
| Central Arkansas | 59 in the second half | | |
| Oral Roberts | 57 in the second half | | |
| Georgia | 56 in the second half | | |

Double-Doubles

- Jalen Tate recorded his second double-double of the season with 15 points and 10 assists (with one turnover) versus Georgia. Georgia's Andrew Garcia also had a double-double (15 pts - 11 rebs).
- ARKANSAS AND GEORGIA ARE THE ONLY TEAMS IN THE SEC WITH FOUR PLAYERS WITH AT LEAST ONE DOUBLE-DOUBLE THIS SEASON.**

| | | | |
|--------------|----------------------|--------|--------------------------|
| Moses Moody | vs. Missouri | 18 pts | 10 rebs (career high) |
| Desi Sills | vs. Oral Roberts | 16 pts | 10 rebs (career high) |
| Justin Smith | vs. Oral Roberts | 22 pts | 17 rebs (career high) |
| Jalen Tate | vs. Central Arkansas | 17 pts | 11 assists (career high) |
| | vs. Georgia | 15 pts | 10 assists |

Making Runs

- Arkansas has had at least one run in double digits in each of 10 wins this season. In its two losses, Arkansas could only muster runs of 8-0 versus Missouri and 7-0 at Tennessee.
- Opponents' best run this season is 9-0 on two occasions and, despite beating Arkansas, Missouri's best run was just 6-0 and Tennessee's was just 7-0.
- Below is a breakdown of Arkansas' best runs this season.
- Mississippi Valley St 1st Half **28-0 run** (held MVSU scoreless for 7:25)
2nd Half Delta Devils were **scoreless for the first 2:57** of the second half
- North Texas 1st Half Broke 19-19 tie with a **10-0 run**
2nd Half **Held the Mean Green scoreless the first 4:16**
- UT Arlington 1st Half Up 6 with 4:09 left, **used a 9-2 run** to lead by double-digits the rest of the way
2nd Half Used a **13-0 run** (holding UTA scoreless for 4:38) to lead by 21 with 13:05 left
- Lipscomb 1st Half Opened with an 8-0 run and ultimately raced out to a 20-2 lead
^ Also, held Lipscomb without a field goal (and just one FT) over 5:30 to go up 35-14
2nd Half **Opened with an 10-0 run over the first 3:09** to lead 56-24
- Southern 1st Half Used a **17-0 run, holding the Jaguars scoreless for 6:30** to take a 40-13 lead
2nd Half Closed the game with **10-0 run over the final 3:37**
- Central Arkansas 1st Half **Down 10, Arkansas used a 26-6 run over 3:26** (with **runs of 12-0 and 10-0 during span**) to go up 10
2nd Half **Up 6 w/ 9:35 left, went on 21-4 run** to go up 23, Overall, ended the game on a 34-15 run
- Oral Roberts 2nd Half Down 12 to start the 2nd half, **went on 19-6 run (including a 10-0 run)** to go up 1
With game tied at 62-62 with 7:44 left, went on a **6-0 run** and led the rest of the way
- Abilene Christian 1st Half Down 1 to start the game, **used an 11-0 run to go up 11-1 and never looked back**
- at Auburn 2nd Half With the game tied at 74 with 7:30 left, **used a 10-0 run** and Auburn never got closer than five
- Georgia 2nd Half Up 6 at the break, opened the 2nd half with a **24-10 run, (including a 12-0 run)** to lead by 20. After a UGA basket, Arkansas went on a **21-4 run** to lead by 35

Balancing Act

Arkansas has five players averaging double digits – Moses Moody (16.7), JD Notae (15.4), Desi Sills (11.8), Justin Smith (11.6) and Jalen Tate (10.8).

IN 12 GAMES, ARKANSAS HAS HAD A SIX DIFFERENT PLAYERS LEAD THE TEAM IN SCORING.

– ALSO, IN 12 GAMES, ARKANSAS HAS HAD SIX DIFFERENT PLAYERS LEAD THE TEAM IN REBOUNDING.

| GAME | LEADING SCORER | RAZORBACKS IN DOUBLE FIGURES |
|----------------------|---------------------|--|
| ^ Mississippi Valley | Connor Vanover (23) | 8 (Vanover, Sills, Moody, Robinson, Jackson, Notae, Smith, Tate) |
| ^ North Texas | Justin Smith (18) | 4 (Smith, Notae, Sills, Moody) |
| ^ UT Arlington | Moses Moody (24) | 4 (Moody, Tate, Vanover, Smith) |
| ^ Lipscomb | Moses Moody (18) | 3 (Moody, Notae, Jackson) |
| ^ Southern | Davonte Davis (14) | 6 (Davis, Tate, Moody, Notae, Sills, Smith) |
| ^ Central Arkansas | JD Notae (22) | 5 (Notae, Sills, Tate, Moody, Smith) |
| ^ Oral Roberts | Justin Smith (22) | 4 (Smith, Moody, Sills, Notae) |
| ^ Abilene Christian | Moses Moody (21) | 3 (Moody, Notae, Sills) |
| ^ at Auburn | Desi Sills (23) | 5 (Sills, Notae, Vanover, Moody, Tate) |
| ^ Missouri | JD Notae (18) | 2 (Notae, Moody) |
| ^ Tennessee | JD Notae (19) | 4 (Notae, Jackson, Tate, Vanover) |
| ^ Georgia | Moses Moody (25) | 4 (Moody, Davis, Jackson, Tate, Notae) |

Double Digit Wins

- Each of Arkansas 10 wins have been in double digits.
- Arkansas won each of its first nine games of 2020-21 by double digits – and 10 straight dating back to an 86-73 victory over Vanderbilt in the 2020 SEC Tournament.
- Arkansas was the first SEC team in six years to open the season with nine-straight wins and all by double figures.

Sharing the Wealth

- Arkansas had 24 assists (on 36 FG made) versus Georgia and held the Bulldogs to just 11 assists (27 FG made).
- Arkansas now leads the SEC in assists per game (16.0),** overtaking the Bulldogs (15.8).
- Much like its scoring, Arkansas has numerous players contribute.
- Jalen Tate had 10 assists (one turnover) vs UGA and ranks third in the SEC in at 4.8 assists/gm.
- Five different players – Tate, Notae, Sills, Vanover and Robinson – have led Arkansas in assists in a game this year.
- Four Razorback starters have at least 20 assists this season and three reserves have between 11 and 14.

Another Tough Non-Con

- Arkansas once again is playing a challenging non-conference schedule
- North Texas C-USA Preseason #2 2019-20 C-USA Regular-Season Champion
- Lipscomb A-Sun Preseason #1 2019-20 A-Sun Regular-Season Champion
- Southern SWAC Preseason #2 2019-20 SWAC Regular-Season Runner-Up
- Oral Roberts Summit Preseason #2
- Abilene Christian Southland Preseason #2 2019-20 Southland Regular-Season Runner-Up

LAST YEAR...

- Arkansas was 1-of-4 SEC teams and 1-of-10 teams nationally who have played two or fewer games against teams ranked above 200 in the NET.
- Arkansas' schedule was 40th on the NCAA Toughest Schedule Report** – as opponents' winning percentage was .589 (617-431).
- Here is a quick recap of Arkansas' 2019-20 non-conference season:
 - The NCAA NET had Arkansas' non-conference Strength of Schedule at 12th - 2nd-best in the SEC (LSU is 8).**
 - The NCAA NET had Arkansas' overall Strength of Schedule at 25th.**
 - WarrenNolan.com had Arkansas' non-conference RPI as 4th and non-conference SOS is 11th.**

Impressive Rebound ... Of 350 NCAA DI Schools

| | LAST YEAR IN NCAA / SEC | THIS YEAR IN NCAA / SEC |
|--------------|--|---|
| Arkansas was | 342nd in rebound margin / 14th SEC -6.8 | 22nd in rebound margin / 2nd SEC +9.2 |
| | 332nd in rebounds per game / 14th SEC 31.53 | 7th in rebounds per game / 1st SEC 43.33 |
| | 325th in offensive rebounds / 14th SEC 7.5 | 23rd in offensive rebounds / 1st SEC 13.58 |
| | 288th in defensive rebounds / 12th SEC 24.03 | 21st in defensive rebounds / 1st SEC 29.79 |

- Arkansas' 12 games this year have produced 7 of the top 9 rebounding efforts in the Musselman era
- Arkansas' 12 games this year have produced 8 of the top 9 offensive rebounding efforts in Musselman era
- Arkansas' 12 games this year have produced 3 of the top 5 defensive rebounding efforts in Musselman era

OTHER REBOUND NOTES

- Arkansas had 58 rebounds versus both Oral Roberts and Mississippi Valley – the most by Arkansas under Musselman and 3rd-most by a Musselman-coached college team.
- Arkansas had 44 defensive rebounds versus Lipscomb – **THE MOST by a Musselman-coached college team**
- Arkansas' 24 offensive rebounds versus Oral Roberts are the most by Arkansas under Musselman and the second-most by a Musselman-coached college team.

• TENNESSEE MISSED 33 SHOTS FROM THE FIELD AND ARKANSAS HAD 31 DEFENSIVE REBOUNDS.

• GEORGIA MISSED 36 SHOTS FROM THE FIELD AND ARKANSAS HAD 29 DEFENSIVE REBOUNDS.

TWO NEGATIVES ... KINDA

- The only time this season Arkansas was out-rebounded was by Central Arkansas, 37-35.
- It also marked the first time Arkansas did not grab at least 10 offensive rebounds. **HOWEVER**, fewer rebounds were available as Arkansas did shoot .526 from the field (40-76) – its 3rd-best shooting percentage of the year.
- Arkansas grabbed a season-low six offensive rebounds at Tennessee. **HOWEVER**, Arkansas shot 52.7 percent from the field – its 2nd-best shooting percentage of the year (Arkansas shot .558 versus Mississippi Valley State).

More Offensive Rebounds

- Arkansas has pulled down double-digit rebounds in 10 of 12 games this season and ranks **23rd in the NCAA (1st in the SEC)** in the category (13.82).

2020-21 MISCELLANEOUS STATS

RECORD BREAKDOWN

| | |
|------------------------------|-----|
| At Home | 9-1 |
| On The Road | 1-1 |
| Neutral | 0-0 |
| White Uniforms | 5-0 |
| White '94 Throwback Uniforms | 4-1 |
| White "Hog" Uniforms | 0-0 |
| Cardinal Uniforms | 1-1 |
| Anthracite Uniforms | 0-0 |

GENERAL

| | |
|--------------------------------|-----|
| When Arkansas controls the tip | 7-0 |
| When opponent controls the tip | 3-2 |
| When Arkansas scores first | 7-1 |
| When opponent scores first | 3-1 |

LEADS AND DEFICITS

| | |
|--------------------------------------|-----|
| Leading at the half | 9-1 |
| home: 8-0 road: 1-1 neutral: 0-0 | |
| Trailing at the half | 1-1 |
| home: 1-1 road: 0-0 neutral: 0-0 | |

| | |
|--------------------------------------|-----|
| Tied at the half | 0-0 |
| home: 0-0 road: 0-0 neutral: 0-0 | |

Games decided by 5 points or fewer 0-1

Games decided by 10 points or fewer 0-0

With 5:00 left Leading: 10-0 | Trailing: 0-2 | Tied: 0-0

With 2:00 left Leading: 10-0 | Trailing: 0-2 | Tied: 0-0

Overtime games 0-0

OFFENSE

| | |
|---------------------------------------|-----|
| Scoring less than 70 points | 1-1 |
| Scoring 70-79 points | 2-1 |
| Scoring 80-89 points | 3-0 |
| Scoring 90-99 points | 2-0 |
| Scoring 100+ points | 2-0 |
| 1 or 2 Players in Double Figures | 0-1 |
| 3 Players in Double Figures | 2-0 |
| 4 Players in Double Figures | 3-1 |
| 5-7 Players in Double Figures | 4-0 |
| 8 Players in Double Figures | 1-0 |
| 1 Player Scores 20+ Points | 5-0 |
| 2+ Players Score 20+ Points | 2-0 |
| When shooting at least 50 percent FG | 4-1 |
| When shooting at least 33 percent 3FG | 6-1 |

REBOUNDING/TURNOVERS

| | |
|--|-----|
| When out-rebounding opponent | 8-1 |
| When out-rebounded | 1-1 |
| When rebounds are even | 1-0 |
| When grabbing 10+ offensive reb | 9-1 |
| When forcing 15+ turnovers | 5-1 |
| When committing less than 15 turnovers | 8-1 |

BY MONTH

| | |
|-------------|-----|
| In November | 2-0 |
| In December | 7-0 |
| In January | 1-2 |
| In February | 0-0 |
| In March | 0-0 |

LED HIS TEAM IN SCORING

| Player | 16-17 | 17-18 | 18-19 | 19-20 | 20-21 | Career |
|---------|-------|-------|-------|-------|-------|--------|
| Davis | NA | NA | NA | NA | 1 | 1 |
| Iyiola | NA | 3 | 7 | NA | 0 | 10 |
| Jackson | 2 | NA | 7 | 4 | 0 | 13 |
| Moody | NA | NA | NA | NA | 4 | 4 |
| Notae | NA | 15 | 16 | NA | 3 | 34 |
| Tate | 0 | 0 | 7 | 5 | 0 | 12 |
| Sills | NA | NA | 1 | 1 | 1 | 3 |
| Smith | NA | 1 | 1 | 3 | 2 | 7 |
| Vanover | NA | NA | 1 | NA | 1 | 2 |

LED HIS TEAM IN REBOUNDING (includes ties)

| Player | 16-17 | 17-18 | 18-19 | 19-20 | 20-21 | Career |
|-----------|-------|-------|-------|-------|-------|--------|
| Henderson | NA | NA | 0 | 2 | 0 | 2 |
| Iyiola | NA | 16 | 22 | NA | -- | 38 |
| Jackson | 1 | NA | 13 | 7 | 1 | 22 |
| Kimble | NA | NA | NA | 8 | 0 | 8 |
| Moody | NA | NA | NA | NA | 3 | 3 |
| Notae | NA | 3 | 13 | NA | 0 | 17 |
| Sills | NA | NA | 0 | 2 | 1 | 3 |
| Smith | NA | 1 | 5 | 3 | 3 | 12 |
| Tate | 0 | 0 | 2 | 4 | 0 | 6 |
| Vanover | NA | NA | 3 | NA | 4 | 7 |
| Williams | NA | NA | NA | NA | 2 | 2 |



NATION'S #5 RECRUITING CLASS

Moses Moody • KK Robinson • Jaylin Williams • Devo Davis

- ^ The only games it did not have double-digit offensive boards were Central Arkansas (7) and Tennessee (6) game Arkansas shot over 52% from the field each game.
- Arkansas only had double-digit, offensive rebounds eight times all of last season.
- Justin Smith ranks 33rd in the NCAA / 2nd in the SEC in offensive rebounds (3.44) while Moses Moody ranks 16th in the SEC in offensive rebounds (2.25).

Block Party: 6th in NCAA in Total; 14th in Average

- Arkansas **RANKS SIXTH IN THE NCAA** (1st in the SEC) in total blocked shots (63) and ranks 14th in the nation in blocks per game (5.2).
- Connor Vanover ranks 34th in the NCAA / 3rd in the SEC in blocks per game (2.0) and 19th nationally / 2nd SEC in total blocked shots (24).
- Four other Razorbacks have contributed at least six blocked shots – Moody (7) • Williams (8) • Notae (6) • Smith (6).

#5 Recruiting Class; 3 Top Grad Transfers

- Arkansas' 2020 recruiting class was a consensus top 10 haul. The group included four, four-stars and all are Arkansas natives.
- The ranking did not include three of the top 20 graduate transfers and two players among the nation's top 50 sit-out transfers.

THE FOLLOWING IS A BREAKDOWN:

• 2020 RECRUITING CLASS

| - 5th ESPN | | 8th 247Sports | | 11th Rivals | |
|-----------------|------|---------------|----------|-------------|---------|
| • Recruits | | ESPN | 247 Comp | 247 | Rivals |
| Moses Moody | ★★★★ | 45th | 45th | 40th | 56th |
| POSITION | | 10th SG | 9th SG | 8th SG | 12th SF |
| KK Robinson | ★★★★ | 82nd | 61st | 39th | 65th |
| POSITION | | 19th PG | 11th PG | 8th PG | 14th PG |
| Devo Davis | ★★★★ | 89th | 113th | 153rd | 129th |
| POSITION | | 19th SG | 15th CG | 20th SG | 27th SG |
| Jaylin Williams | ★★★★ | 94th | 80th | 93rd | 59th |
| POSITION | | 15th C | 15th C | 13th C | 10th C |

• GRADUATE TRANSFERS

| | | | |
|-------------------|-----------------|----------------|-----------------------|
| Jalen Tate | #5 (NBC Sports) | #8 (247Sports) | #10 (CBS AND Stadium) |
| Vance Jackson Jr. | #8 (CBS) | #18 (Stadium) | #32 (ESPN) |
| Justin Smith | #11 (Stadium) | #22 (ESPN) | |

• SIT-OUT TRANSFERS

| | |
|----------------|------------|
| JD Notae | #29 (ESPN) |
| Connor Vanover | #44 (ESPN) |

Smith Next for 1,000

- Although Arkansas' roster has a lot of new faces, the roster brings a lot of experience to the 2020-21 season.
- Vance Jackson Jr., drained four 3-pointers during a 28-0 run in the first half of the season opener. With is fourth triple, Jackson eclipsed the 1,000-point plateau. He also grabbed his 500th career rebound in the game.
- Jalen Tate scored his 1,000th career point versus Central Arkansas and dished out his 300th career assist versus Lipscomb. He needs 8 rebounds for 400 rebounds.
- JD Notae scored his 1,000th career point in just his 66th career game.
- Up next is Justin Smith. The graduate transfer only needs 75 points for 1,000 and 17 rebounds for 500.

NEEDS 8 REBOUNDS FOR 400

NEEDS 75 PTS FOR 1,000 & 17 REBS FOR 500

| PLAYER | CAREER PTS | TO REACH |
|------------------|------------|----------------------------------|
| VANCE JACKSON JR | 1,063 | Scored 1,000th career pt vs MVSU |
| JALEN TATE | 1,079 | Scored 1,000th career pt vs UCA |
| JD NOTAE | 1,114 | Scored 1,000th career pt vs UCA |
| JUSTIN SMITH | 925 | 79 pts to 1,000 |

J Tate the Great ... Or At Least Really Good

- Jalen Tate has been exactly what was expected of him ... a long, lock-down defender that is a strong rebounder and pass-first point guard that can score. In other words a **stat sheet stuffer**.
- ^ He scored a season-high 17 versus UCA and has scored 15 in each of the last two games to average 10.8 points.
- ^ Thanks to a career-high 11 assists versus UCA and adding 10 versus Georgia, he has a team-best 58 assists and ranks 3rd in the SEC with 4.8 assists/gm.
- ^ In both his double-doubles (UCA and UGA), Tate had a combined 21 assists with just one turnover. He ranks 2nd in the SEC in assist-turnover ratio (2.0).
- ^ Has at least four rebounds in 9 of 12 games, **including seven in just 26 minutes versus Abilene Christian** and six each versus UTA and Oral Roberts.
- ^ Is 10-of-26 (.385) from 3-point range. Tate only made 8-of-44 3-pointers in 2019-20 and just 6-of-28 in 2017-18. (Note: he did make 24-of-59 in 2018-19.)
- ^ Locked down reigning C-USA Player of the Year – North Texas' Javion Hamlet – to just 1-of-4 shooting and five points.
- ^ Held ORU leading scorer Max Abmas (entered 20.7 ppg and 3.7 3's /gm) to just 11 pts on 4-11 shooting (1-6 from 3PT)
- ^ Guarded UGA's top 3-point threat Justin Kier, who was just 1-of-5 – a fast-break layup – and 0-of-3 from 3-point range in the game.

Moody Honored Dec. 7

- Arkansas guard Moses Moody was named the **SEC Freshman of the Week** and **College Sports Madness SEC Player of the Week**.
- Moody averaged 21 points, 8.5 rebounds and two assists in wins over UT Arlington and Lipscomb. He made 70 percent of his shots from the field (14-of-20) - including 4-of-6 from 3-point range - while going 10-of-13 at the free throw line.
- The Little Rock product had game highs with 24 points and nine rebounds versus UTA to become the first Razorback freshman since Booby Portis in 2014 to have at least 24 and nine in a game. He followed that with an 18-point, eight-rebound performance versus Lipscomb. Moody made 7-of-his-8 shots, including 2-of-3 from 3-point range, while adding three assists in just 24 minutes played.
- Moody is the only Razorback to score in double figures in all eight games this season.
- Moody is 1 of 4 players in the SEC to average at least 15.0 points and 5.0 rebounds to date this season.**

Razorbacks Face Cowboys in SEC/Big 12 Challenge Game

- For the third time in seven seasons, Arkansas will face Oklahoma State in the annual SEC/Big 12 Challenge, the Southeastern Conference announced. The contest is set for Jan. 30, 2021, and will be played in Stillwater, Okla.
- This will be the eighth year of the SEC/Big 12 Challenge and it will feature 10 games between two premier college basketball conferences.
- In 2020, the two conferences shared the Challenge title with both leagues earning five wins, including Arkansas' 78-67 victory over TCU. Over the last four years of the Challenge, both conferences have won 20 games.

• ARKANSAS IS PLAYING ITS 7TH CONSECUTIVE CHALLENGE

| | | | | |
|------------|-------------------|--------|----|----|
| - 12/04/14 | at #20 Iowa State | L | 77 | 95 |
| - 01/30/16 | Texas Tech | (ot) W | 75 | 68 |
| - 01/28/17 | at Oklahoma State | L | 71 | 99 |
| - 01/27/18 | Oklahoma State | W | 66 | 65 |
| - 01/26/19 | at #13 Texas Tech | L | 64 | 67 |
| - 01/25/20 | TCU | W | 78 | 67 |

3-Ball Streak Continues

- On Feb. 9, 2019, Mason Jones made a 3-pointer at 18:43 of the first half at South Carolina to mark the 1,000th-straight game Arkansas made at least one triple.
- Arkansas fans were getting nervous the streak might end versus Texas Southern in 2019-20. The Razorbacks were 0-of-13 from distance in the first half. However, Isaiah Joe opened the second half with a triple and would make six in the period en route to 29 second-half points - 33 total.
- Arkansas ranks fourth on the NCAA active list of teams that have made at least one 3-pointer.
- 1. UNLV 1,109 consecutive games (thru 1/9, next 1/12)
- 2. Duke 1,097 consecutive games (thru 1/9, next 1/12)
- 3. ARKANSAS 1,055 CONSECUTIVE GAMES (THRU 1/9)**
- 4. Western Kentucky 1,053 consecutive games (thru 1/9, next 1/15)
- UNLV and Princeton (959 straight games) have made a 3-pointer in every game since the NCAA adopted the rule in 1986-87.
- The last game Arkansas did not make a 3-pointer was when the Razorbacks went 0-for-2 at Texas on Jan. 07, 1989.**

NEW HOG

#20 KAMANI JOHNSON

6-7, 215, forward

Brooklyn, N.Y. / Arkansas-Little Rock

- **Signed Oct. 26 ... Joined the program on December 19, eligible to practice immediately and will become game eligible for the 2021-22 season.**
- A third team All-Sun Belt pick in 2020 as he more than doubled his point output - going from 5.1 ppg as a freshman to 11.0 ppg as a sophomore - and his rebounding improved from 4.8 per game to 6.7 per game, respectively. Also, his assists total went from 37 to 68 from his first year to his second while his free throw percentage improved from 50.8% to 72.7%.
- Led the Sun Belt and ranked 26th nationally in free throw attempts in 2019-20 and ranked 49th in the NCAA in free throws made (144). Overall, he played in 58 games with 43 starts in two seasons with the Trojans, scoring 479 points, grabbing 337 rebounds and dishing out 105 assists.
- **As a Sophomore at UALR:** Named hird team All-Sun Belt selection ... Two-time Sun Belt Conference Player of the Week (Jan. 6 and Feb. 4) ... Played in all 31 games with 28 starts for the Trojans, averaging 11.0 points, 6.7 rebounds and 2.2 assists per game ... Tied for fifth in the Sun Belt in rebounds per game and was second in offensive rebounds per game (3.0) ... His 144 free throws made ranked sixth in program history for a single season ... In the NCAA, ranked 26th in free throw attempts with a Sun Belt-best 198 and ranked 49th in free throws made (144) ... Had five double-doubles
- **As a Sophomore at UALR:** Played in 27 games with 15 starts as a true freshman ... Averaged 5.1 points and 4.8 rebounds in 19.2 minutes per game.
- **High School/Personal:** Spent two years at Montverde Academy in Florida, leading the Cougars to a state championship ... Played his senior season at Holy Spirit Prep School in Atlanta, averaging 17 points, nine rebounds, three assists and 1.5 blocks ... He is the younger brother of former Kentucky center Dakari Johnson.

FUTURE HOGS

CHANCE MOORE

6-5, 195, G

Brookhaven, Ga. / McEachern HS

- ESPN 4 star **44 national / 9 small forward** / 3 in Ga.
- 247 Sports Composite 4 star 85 national / 21 shooting guard / 5 in Ga.
- Participated in the Coach Wootten's Top 150 Showcase in October 2020 ... Transferred to McEachern mid-year as a junior and helped the squad reach the Georgia 7A semifinals ... Averaged 21.7 points and 5.8 rebounds.
- Came to McEachern from Holy Innocents Episcopal HS in Atlanta and Chamblee HS prior to that ... As a sophomore at Holy Innocents, named first team Class A Private All-State by HoopSeen.com and second team by the Atlanta Journal Constitution ... Was the Region 5-A North Player of the Year ... Tabbed the Class A Private Sophomore of the Year by HoopSeen.com ... Averaged 20.2 points and 7.0 rebounds.

AKOL MAWEIN

6-9, 205, F

Sydney, Australia / Southwest Christian (Ark.) Acad. / Navarro College

- Name is pronounced "ah-Cole ma-Ween."
- 247Sports rates him the **best JuCo power forward in the nation and the fourth-best overall prospect in the country** ... Ranked the fourth-best JuCo recruit in the nation by jucorecruiting.com ... Averaged 13.5 points and 5.0 rebounds as a freshman at Navarro ... Made 21-of-64 3-pointers ... Tallied two double-doubles while scoring 20-plus points in six of his last 14 games including a season-high 31 points versus Paniola.
- Attended Southwest Christian Academy in Little Rock as a junior and senior ... Originally committed to play at UC Riverside under then head coach David Patrick, the current Arkansas associate head coach ... Also played for the Woodz Elite program on the Nike EYBL circuit ... Named to the 2019 USA TODAY ALL-USA Arkansas Boys Basketball second team (along with first team pick Davonte Davis).
- Born in Sudan before moving to Egypt and then to Australia ... Came to the United States to play high school basketball.

#PR HOGS

39

NBA Draft
Selections

16

All-Star Game
Appearances

14

All-Defensive
Team Honors



CURRENT HOGS IN THE NBA



DANIEL GAFFORD

- 2nd Year in NBA
- 2019 - 2nd RD/38th overall



MASON JONES

- 1st Year in NBA
- 2020 - Free Agent
- Two-Way Contract



PATRICK BEVERLEY

- 9th Year in NBA
- 3x NBA All-Defensive Team
- 2009 - 2nd RD/42nd overall



ISAIAH JOE

- 1st Year in NBA
- 2020 - 2nd RD/49th overall



BOBBY PORTIS

- 6th Year in NBA
- 2015 - 1st RD/22nd overall

12

First Round
Draft Picks

7

All-NBA
Selections

3

NBA
Champions



BELGIUM

- Jabril Durham Belfius Mons-Hainaut

CANADA

- Olu Famutimi Guelph
- Marvell Waithe Windsor Express

CHINA

- Sonny Weems Guangdong Southern

CZECH REPUBLIC

- Delvon Johnson Svitavy

EGYPT

- Jaylen Barford Al Ettehad

FRANCE

- Dustin Thomas BC Souffelweyersheim

GREECE

- Dusty Hannahs Kolossos HH

HUNGARY

- Adrio Bailey OSE Lions

ISRAEL

- Coty Clarke Bnei Hertzeliya
- Rashad Madden Netanya

ITALY

- Marshawn Powell Trapani
- Charles Thomas Scafati

LEBANON

- Darian Townes Al Riyadi

LUXEMBOURG

- Michael Jones Larochette B

MEXICO

- B.J. Young Libertadores de Queretaro


SPAIN

- Moses Kingsley Bilbao

TURKEY


- Daryl Macon Galatasaray





2020-21 SEC STANDINGS

THROUGH WEDNESDAY - Jan 6, 2021



| | SEC | PCT. | HOME | AWAY | OVERALL | PCT. | HOME | ROAD | NEUTRAL | STRK |
|-------------------|-----|-------|------|------|---------|------|------|------|---------|------|
| ALABAMA | 4-0 | 1.000 | 2-0 | 2-0 | 9-3 | .750 | 5-1 | 2-0 | 2-2 | W5 |
| KENTUCKY | 3-0 | 1.000 | 1-0 | 2-0 | 4-6 | .400 | 2-2 | 2-1 | 0-3 | W3 |
| SOUTH CAROLINA | 1-0 | 1.000 | 1-0 | 0-0 | 2-2 | .500 | 1-0 | 0-1 | 1-1 | W1 |
| LSU | 3-1 | .750 | 2-0 | 1-1 | 8-2 | .800 | 6-0 | 1-2 | 1-0 | W2 |
| MISSISSIPPI STATE | 3-1 | .750 | 1-1 | 2-0 | 8-4 | .667 | 6-1 | 2-0 | 0-3 | W2 |
| TENNESSEE | 3-1 | .750 | 1-1 | 2-0 | 9-1 | .900 | 7-1 | 2-0 | 0-0 | W2 |
| ARKANSAS | 2-2 | .500 | 1-1 | 1-1 | 10-2 | .833 | 9-1 | 1-1 | 0-0 | W1 |
| FLORIDA | 2-2 | .500 | 1-1 | 1-1 | 5-3 | .625 | 2-1 | 1-2 | 2-0 | L2 |
| OLE MISS | 1-2 | .333 | 1-1 | 0-1 | 6-4 | .600 | 5-2 | 1-2 | 0-0 | L1 |
| MISSOURI | 1-2 | .333 | 0-1 | 1-1 | 7-2 | .778 | 4-1 | 2-1 | 1-0 | L1 |
| TEXAS A&M | 1-3 | .250 | 1-1 | 0-2 | 6-4 | .600 | 6-1 | 0-2 | 0-1 | W1 |
| AUBURN | 0-4 | .000 | 0-2 | 0-2 | 6-6 | .500 | 4-2 | 0-3 | 2-1 | L4 |
| GEORGIA | 0-3 | .000 | 0-1 | 0-2 | 7-3 | .700 | 7-1 | 0-2 | 0-0 | L3 |
| VANDERBILT | 0-3 | .000 | 0-2 | 0-1 | 4-5 | .444 | 4-3 | 0-2 | 0-0 | L3 |

| Tuesday, January 12 | TV | Time (CT) |
|-------------------------|-------|-----------|
| Ole Miss at Florida | SECN | 6:00 pm |
| Tennessee at Vanderbilt | ESPN2 | 6:00 pm |
| Alabama at Kentucky | ESPN | 8:00 pm |

| Wednesday, January 13 | TV | Time (CT) |
|--------------------------------|--------------|----------------|
| Auburn at Georgia | SECN | 6:00 pm |
| ARKANSAS AT LSU | ESPN2 | 6:00 PM |
| Texas A&M at Mississippi State | SECN | 8:00 pm |

| Saturday, January 16 | TV | Time (CT) |
|------------------------------|-------------|----------------|
| Georgia at Ole Miss | ESPN2 | 11:00 am |
| Missouri at Texas A&M | SECNe | Noon |
| Kentucky at Auburn | ESPN | 1:00 pm |
| ARKANSAS AT ALABAMA | SECN | 2:30 PM |
| Florida at Mississippi State | ESPN2 | 3:00 pm |
| Vanderbilt at Tennessee | SECN | 5:00 pm |
| South Carolina at LSU | SECN | 7:30 pm |

| AP (Jan. 11) | | |
|---------------------|------------|--------------|
| 1 Gonzaga (63) | 12-0 | 1,599 |
| 2 Baylor (1) | 11-0 | 1,536 |
| 3 Villanova | 8-1 | 1,436 |
| 4 Texas | 10-1 | 1,422 |
| 5 Iowa | 11-2 | 1,322 |
| 6 Kansas | 10-2 | 1,220 |
| 7 Michigan | 10-0 | 1,161 |
| 8 Creighton | 10-2 | 1,151 |
| 9 Wisconsin | 10-2 | 1,110 |
| 10 TENNESSEE | 9-1 | 1,093 |
| 11 Houston | 10-1 | 993 |
| 12 Clemson | 9-1 | 747 |
| 13 West Virginia | 9-4 | 701 |
| 14 Illinois | 9-4 | 694 |
| 15 Texas Tech | 10-3 | 689 |
| 16 Louisville | 8-1 | 464 |
| 17 MISSOURI | 7-2 | 436 |
| 18 Virginia | 7-2 | 403 |
| 19 Duke | 5-2 | 397 |
| 20 Virginia Tech | 9-2 | 286 |
| 21 Ohio State | 9-3 | 280 |
| 22 Oregon | 9-2 | 264 |
| 23 Minnesota | 10-4 | 233 |
| 24 Saint Louis | 7-1 | 220 |
| 25 UConn | 6-1 | 181 |

| COACHES (Jan. 11) | | |
|---------------------|------------|------------|
| 1 Gonzaga | 12-0 | 797 |
| 2 Baylor | 11-0 | 771 |
| 3 Villanova | 8-1 | 722 |
| 4 Texas | 10-1 | 703 |
| 5 Michigan | 10-0 | 599 |
| 6 Creighton | 10-2 | 597 |
| 7 Kansas | 10-2 | 587 |
| 8 Iowa | 11-2 | 586 |
| 9 Wisconsin | 10-2 | 556 |
| 10 TENNESSEE | 9-1 | 535 |
| 11 Houston | 10-1 | 496 |
| 12 Clemson | 9-1 | 374 |
| 13 Illinois | 9-4 | 347 |
| 14 West Virginia | 9-4 | 272 |
| 15 Texas Tech | 10-3 | 255 |
| 16 MISSOURI | 7-2 | 243 |
| 17 Oregon | 9-2 | 205 |
| 18 Louisville | 8-1 | 192 |
| 19 Minnesota | 10-4 | 166 |
| 20 Virginia Tech | 9-2 | 162 |
| 21 UCLA | 9-2 | 148 |
| 22 Virginia | 7-2 | 147 |
| 23 Duke | 5-2 | 124 |
| 24 ALABAMA | 9-3 | 114 |
| Saint Louis | 7-1 | 114 |

| HOGS IN THE POLLS | | | |
|-------------------|---------|---------|-----|
| WEEK | AP | COACH | NET |
| Preseason | -- | RV (2) | NA |
| Nov. 30 | RV (2) | NA | NA |
| Dec. 7 | -- | RV (11) | NA |
| Dec. 14 | RV (4) | RV (4) | NA |
| Dec. 21 | RV (54) | RV (32) | NA |
| Dec. 28 | RV (55) | RV (48) | NA |
| Jan. 4 | RV (14) | RV (13) | 24 |
| Jan. 11 | RV (24) | RV (8) | 20 |
| Jan. 18 | | | |
| Jan. 25 | | | |
| Feb. 1 | | | |
| Feb. 8 | | | |
| Feb. 15 | | | |
| Feb. 22 | | | |
| Mar. 1 | | | |
| Mar. 8 | | | |
| FINAL | | | |

| THE LAST TIME ARKANSAS | | | |
|--|-------------------|------------------|--|
| • Ranked on AP Poll Date | | | |
| Top 16-25: | #22 | 01/01/18 | |
| Top 11-15: | #15 | 11/14/00 | |
| Top 6-10: | #6 | 1995 Final Poll | |
| Top 2-5: | #5 | 03/07/95 | |
| No. 1: | #1 | '94-95 Preseason | |
| • Vs. Ranked Opp - Last Win | | | |
| Top 25: 90-162 (LAST W. at #19 LSU 2019) | | | |
| #25: 3-4 | Vanderbilt | 1/31/12 | |
| #24: 1-3 | Vanderbilt | 2/23/00 | |
| #23: 3-7 | vs Florida (SEC) | 3/9/18 | |
| #22: 4-2 | Kentucky (OT) | 2/23/11 | |
| #21: 4-3 | Texas A&M | 2/17/18 | |
| #20: 10-5 | Michigan | 1/21/12 | |
| #19: 7-3 | at LSU | 2/2/19 | |
| #18: 5-7 | at Ole Miss | 1/31/10 | |
| #17: 2-3 | at Kentucky | 2/27/14 | |
| #16: 3-7 | LSU | 1/20/07 | |
| #15: 3-5 | Mississippi State | 1/7/12 | |
| #14: 5-7 | Auburn | 2/27/18 | |
| #13: 6-3 | Kentucky (OT) | 1/14/14 | |
| #12: 6-8 | Alabama | 1/27/07 | |
| #11: 5-8 | Missouri | 12/5/95 | |
| #10: 4-4 | at Tennessee | 2/25/06 | |
| #9: 3-4 | Tennessee (OT) | 12/30/17 | |
| #8: 3-4 | Alabama | 1/6/07 | |
| #7: 1-5 | Texas | 1/6/09 | |
| #6: 5-11 | Kentucky | 2/20/99 | |
| #5: 4-4 | Texas A&M | 1/27/16 | |
| #4: 5-12 | Oklahoma | 12/30/08 | |
| #3: 0-14 | -- | -- | |
| #2: 6-8 | Florida | 2/5/13 | |
| #1: 1-11 | vs. UNC (at PB) | 2/12/84 | |

| • As Ranked By # - Last Time | | | |
|------------------------------|----------------------|----------|--|
| as Top 25: 395-114 | | | |
| #25: 6-2 | W, Iowa | 11/30/14 | |
| #24: 6-0 | W, at Ole Miss | 2/14/15 | |
| #23: 5-1 | W, at Vanderbilt | 1/10/15 | |
| #22: 8-5 | L, at Auburn | 1/6/18 | |
| #21: 6-4 | L, North Texas | 12/5/00 | |
| #20: 17-5 | W, at LSU | 1/2/99 | |
| #19: 16-7 | L, Ole Miss | 1/17/15 | |
| #18: 18-8 | L, LSU | 3/7/15 | |
| #17: 14-6 | L, #21 Iowa (NCAA) | 3/13/99 | |
| #16: 13-6 | L, #7 Kentucky (SEC) | 3/7/98 | |
| #15: 16-3 | L, Southern Miss | 11/18/00 | |
| #14: 28-4 | W, Vanderbilt | 2/7/98 | |
| #13: 13-3 | W, Centenary | 12/18/97 | |
| #12: 19-8 | L, at Alabama | 2/28/98 | |
| #11: 20-6 | W, South Carolina | 2/15/92 | |
| #10: 12-3 | W, Ole Miss | 2/18/95 | |
| #9: 21-6 | W, #5 Kentucky | 1/29/95 | |
| #8: 8-9 | W, Montevallo | 2/25/95 | |
| #7: 18-2 | W, Auburn | 3/4/95 | |
| #6: 21-3 | L, UCLA (NCAA) | 4/3/95 | |
| #5: 13-8 | L, #3 Kentucky (SEC) | 3/12/95 | |
| #4: 13-2 | W, at Missouri | 12/3/94 | |
| #3: 30-5 | W, Tennessee | 1/7/95 | |
| #2: 38-4 | W, Duke (NCAA) | 4/4/94 | |
| #1: 16-4 | W, #14 Georgetown | 11/27/94 | |

| • Last Time Beat Ranked Opp. | | | |
|------------------------------|----------|-------------|---------|
| • HOME • | • ROAD • | | |
| #25: Vandy | 1/31/12 | -- | (0-0) |
| #24: Vandy | 2/23/00 | -- | (0-0) |
| #23: LSU | 3/3/92 | Texas | 3/3/91 |
| #22: Kentucky | 2/23/11 | -- | (0-1) |
| #21: Texas A&M | 2/17/18 | S. Carolina | 2/15/17 |
| #20: Michigan | 1/21/12 | Alabama | 2/28/01 |
| #19: Auburn | 3/5/00 | LSU | 2/2/19 |
| #18: Vandy | 3/1/08 | Ole Miss | 1/31/10 |
| #17: Ole Miss | 2/5/10 | Kentucky | 2/27/14 |
| #16: LSU | 1/20/07 | -- | (0-4) |
| #15: Miss State | 1/7/12 | -- | (0-2) |
| #14: Auburn | 2/27/18 | -- | (0-3) |
| #13: Kentucky | 1/14/14 | -- | (0-1) |
| #12: Texas | 2/6/82 | -- | (0-5) |
| #11: Missouri | 12/5/95 | Texas | 2/1/79 |
| #10: Florida | 2/18/06 | Tennessee | 2/25/06 |
| #9: Tennessee | 12/30/17 | Arizona | 12/6/92 |
| #8: Alabama | 1/6/07 | Kentucky | 1/25/92 |
| #7: Texas | 1/6/09 | -- | (0-1) |
| #6: Kentucky | 2/20/99 | -- | (0-5) |
| #5: Texas A&M | 1/27/16 | -- | (0-1) |
| #4: Oklahoma | 12/30/08 | Kentucky | 2/9/94 |
| #3: -- | -- | -- | (0-1) |
| #2: Florida | 2/5/13 | -- | (0-5) |
| #1: -- | (0-2) | -- | (0-2) |

RECEIVING VOTES: **ALABAMA 173**, UCLA 137, Colorado 96, Florida State 74, USC 48, Rutgers 46, Drake 42, Michigan State 34, **OKLAHOMA STATE 28**, **ARKANSAS 24**, San Diego State 10, Boise State 8, **FLORIDA 7**, Xavier 7, **LSU 7**, Northwestern 6, Tulsa 5, North Carolina State 5, Indiana 2, Winthrop 2, Belmont 1

RECEIVING VOTES: Ohio State 112; UConn 91; Rutgers 68; Florida State 67; Southern California 44; Colorado 37; Xavier 31; Drake 29; Boise State 29; San Diego State 22; Stanford 18; **OKLAHOMA STATE 16**; Michigan State 13; **ARKANSAS 8**; Richmond 2; Seton Hall 1

Effort. Energy. Enthusiasm.

Versus 2020-21 Opponents

NON-CONFERENCE

| SCHOOL | GMS | SERIES RECORD | H | A | N | LAST MEETING |
|-------------------|-----|------------------------|------|------|------|--------------------------|
| Abilene Christian | 1 | Arkansas Leads, 1-0 | 1-0 | 0-0 | 0-0 | H - W, 85-72 (12/20/20) |
| Central Arkansas | 7 | Arkansas Leads, 7-0 | 4-0 | 3-0 | 0-0 | H - W, 100-75 (12/12/20) |
| Lipscomb | 2 | Arkansas Leads, 2-0 | 2-0 | 0-0 | 0-0 | H - W, 86-50 (12/05/20) |
| Miss Valley State | 6 | Arkansas Leads, 6-0 | 6-0 | 0-0 | 0-0 | H - W, 142-62 (11/25/20) |
| North Texas | 16 | Arkansas Leads, 16-0 | 9-0 | 1-0 | 6-0 | H - W, 69-54 (11/28/20) |
| Oklahoma State | 52 | Arkansas Trails, 15-37 | 10-9 | 4-13 | 1-15 | H - W, 66-65 (12/07/18) |
| Oral Roberts | 13 | Arkansas Leads, 11-2 | 8-0 | 1-2 | 2-0 | H - W, 87-76 (12/20/20) |
| Southern | 3 | Arkansas Leads, 3-0 | 2-0 | 0-0 | 1-0 | H - W, 79-44 (12/09/20) |
| Texas-Arlington | 9 | Arkansas Leads, 9-0 | 7-0 | 1-0 | 1-0 | H - W, 72-60 (12/02/20) |
| Tulsa | 61 | Arkansas Leads, 37-24 | 25-8 | 9-15 | 3-1 | H - W, 98-79 (12/14/19) |

SOUTHEASTERN CONFERENCE

| SCHOOL | GMS | SERIES RECORD | H | A | N | LAST MEETING |
|-------------------|-----|------------------------|-------|-------|------|-------------------------|
| Alabama | 63 | Arkansas Leads, 35-28 | 19-6 | 8-20 | 8-2 | A - W, 82-78 (02/01/20) |
| • SEC Only | 53 | Arkansas Leads, 28-25 | 19-6 | 8-18 | 1-1 | |
| Auburn | 55 | Arkansas Leads, 35-20 | 21-5 | 13-14 | 1-1 | A - W, 97-85 (12/30/20) |
| • SEC Only | 54 | Arkansas Leads, 35-19 | 21-5 | 13-14 | 1-0 | |
| Florida | 38 | Arkansas Trails, 12-26 | 8-7 | 2-14 | 2-5 | A - L, 59-73 (02/18/20) |
| • SEC Only | 38 | SAME | | SAME | | |
| Georgia | 40 | Arkansas Leads, 24-16 | 12-3 | 6-10 | 6-3 | H - W, 99-69 (01/09/21) |
| • SEC Only | 40 | SAME | | SAME | | |
| Kentucky | 44 | Arkansas Trails, 11-33 | 7-8 | 3-15 | 1-10 | H - L, 66-73 (01/18/20) |
| • SEC Only | 39 | Arkansas Trails, 11-28 | 7-8 | 3-13 | 1-8 | |
| LSU | 69 | Arkansas Leads, 37-32 | 20-8 | 12-18 | 5-6 | H - W, 99-90 (03/04/20) |
| • SEC Only | 60 | Arkansas Leads, 33-27 | 20-8 | 11-17 | 2-2 | |
| Ole Miss | 82 | Arkansas Leads, 49-33 | 16-11 | 9-20 | 24-2 | A - W, 76-72 (01/11/20) |
| • SEC Only | 53 | Series Tied, 27-27 | 16-10 | 9-18 | 1-0 | |
| Mississippi State | 64 | Arkansas Leads, 33-31 | 21-8 | 7-22 | 5-1 | H - L, 77-78 (02/15/20) |
| • SEC Only | 55 | Arkansas Leads, 28-27 | 20-7 | 6-20 | 2-0 | |
| Missouri | 54 | Arkansas Leads, 28-26 | 17-10 | 10-16 | 1-0 | H - L, 68-81 (01/02/21) |
| • SEC Only | 17 | Arkansas Leads, 9-8 | 7-2 | 2-6 | 0-0 | |
| South Carolina | 35 | Arkansas Leads, 20-15 | 11-5 | 6-8 | 3-2 | H - L, 77-79 (01/29/20) |
| • SEC Only | 35 | SAME | | SAME | | |
| Tennessee | 44 | Arkansas Trails, 21-23 | 11-4 | 4-14 | 6-5 | A - L, 79-74 (01/06/21) |
| • SEC Only | 40 | Arkansas Trails, 18-22 | 11-4 | 4-14 | 3-4 | |
| Texas A&M | 160 | Arkansas Leads, 103-57 | 58-15 | 38-38 | 7-4 | A - L, 69-77 (03/07/20) |
| • SEC Only | 14 | Arkansas Leads, 8-6 | 6-1 | 2-5 | 0-0 | |
| Vanderbilt | 40 | Arkansas Leads, 28-12 | 16-3 | 7-8 | 5-1 | N - W, 86-73 (03/11/20) |
| • SEC Only | 38 | Arkansas Leads, 27-11 | 15-3 | 7-7 | 5-1 | |



ERIC MUSSELMAN LIVE RADIO SHOW

Once again, there will be 12 Arkansas basketball radio shows, all starting at 7 pm, at Sassy's BBQ and Grille in Fayetteville.

Monday, Jan. 18
Monday, Jan. 25
Sunday, Jan. 31
Monday, Feb. 22
Sunday, Feb. 28



COURTSIDE WITH ERIC MUSSELMAN

There will be 10, 30-minute television shows featuring head coach Eric Musselman and co-host Chuck Barrett. Each show will air on Sunday. Please check local listings for times and channels in your area.

Sunday, Jan. 17
Sunday, Jan. 24
Sunday, Jan. 31
Sunday, Feb. 7
Sunday, Feb. 14
Sunday, Feb. 21
Sunday, Feb. 28
Sunday, Mar. 7

ARKANSAS IN THE 2020-21

(Through Games of Saturday - Jan. 9)



TEAM IN THE NCAA/SEC

| | NCAA | SEC | NO. |
|--|------|-----|-------|
| 3-pt Field Goal Attempts (338 ranked) | 18 | 3 | 326 |
| Assist Turnover Ratio (338 ranked) | 48 | 2 | 1.31 |
| Assists Per Game (338 ranked) | 54 | 1 | 16 |
| Blocked Shots Per Game (338 ranked) | 14 | 4 | 5.2 |
| Defensive Rebounds per Game (338 ranked) | 21 | 1 | 29.75 |
| Fewest Fouls (338 ranked) | 268 | 12 | 206 |
| Fewest Turnovers (338 ranked) | 220 | 9 | 147 |
| Field-Goal Percentage (338 ranked) | 98 | 6 | 46.2 |
| Field-Goal Percentage Defense (338 ranked) | 40 | 3 | 39.4 |
| Free Throw Attempts (338 ranked) | 25 | 2 | 266 |
| Free Throws Made (338 ranked) | 16 | 1 | 196 |
| Free-Throw Percentage (338 ranked) | 73 | 4 | 73.7 |
| Offensive Rebounds Per Game (338 ranked) | 23 | 1 | 13.58 |
| Personal Fouls Per Game (338 ranked) | 116 | 3 | 17.2 |
| Rebound Margin (338 ranked) | 22 | 2 | 9.2 |
| Scoring Defense (338 ranked) | 105 | 6 | 67.2 |
| Scoring Margin (338 ranked) | 7 | 1 | 20.9 |
| Scoring Offense (338 ranked) | 9 | 1 | 88.2 |
| Steals Per Game (338 ranked) | 51 | 5 | 8.2 |
| Three Pt FG Defense (338 ranked) | 66 | 4 | 30 |
| Three-Point Field Goals Per Game (338 ranked) | 28 | 3 | 9.7 |
| Three-Point Field-Goal Percentage (338 ranked) | 99 | 4 | 35.6 |
| Total 3-point FGM (338 ranked) | 14 | 2 | 116 |
| Total Assists (338 ranked) | 29 | 1 | 192 |
| Total Blocks (338 ranked) | 6 | 1 | 63 |
| Total Rebounds (338 ranked) | 4 | 1 | 520 |
| Total Rebounds Per Game (338 ranked) | 7 | 1 | 43.33 |
| Total Steals (338 ranked) | 23 | 2 | 99 |
| Turnover Margin (329 ranked) | 70 | 3 | 2.6 |
| Turnovers Forced (338 ranked) | 115 | 9 | 14.83 |
| Turnovers Per Game (338 ranked) | 74 | 2 | 12.2 |
| Won-Lost Percentage (331 ranked) | 24 | 2 | 83.3 |

RAZORBACKS IN THE NCAA/SEC

| | PLAYER | NCAA | SEC | NO. |
|---|-----------------|------|-----|--------|
| 3-pt Field Goal Attempts (346 ranked) | JD Notae | 63 | 3 | 71 |
| | Moses Moody | 154 | 8 | 60 |
| Assist Turnover Ratio (350 ranked) | Jalen Tate | 124 | 2 | 2 |
| Assists Per Game (344 ranked) | Jalen Tate | 67 | 3 | 4.8 |
| Blocked Shots Per Game (347 ranked) | Connor Vanover | 34 | 3 | 2 |
| | Jaylin Williams | 334 | 23 | 0.8 |
| Defensive Rebounds per Game (340 ranked) | Connor Vanover | 139 | 3 | 5.42 |
| Double Doubles (213 ranked) | Jalen Tate | 98 | 7 | 2 |
| | Moses Moody | 213 | 11 | 1 |
| | Desi Sills | 213 | 11 | 1 |
| | Justin Smith | 213 | 11 | 1 |
| Field-Goal Percentage (342 ranked) | Moses Moody | 220 | 8 | 45.9 |
| | JD Notae | 292 | 11 | 42.3 |
| Free Throw Attempts (341 ranked) | Moses Moody | 31 | 3 | 67 |
| | JD Notae | 106 | 9 | 52 |
| Free Throws Made (347 ranked) | Moses Moody | 21 | 2 | 54 |
| | JD Notae | 81 | 8 | 41 |
| Free-Throw Percentage (349 ranked) | Moses Moody | 173 | 7 | 80.6 |
| | JD Notae | 198 | 8 | 78.8 |
| Minutes Per Game (350 ranked) | Moses Moody | 251 | 8 | 32:17 |
| Offensive Rebounds Per Game (343 ranked) | Justin Smith | 33 | 2 | 3.44 |
| Points Per Game (350 ranked) | Moses Moody | 154 | 8 | 16.7 |
| | JD Notae | 232 | 10 | 15.4 |
| Rebounds Per Game (346 ranked) | Justin Smith | 168 | 10 | 7.1 |
| | Connor Vanover | 209 | 11 | 6.8 |
| Steals Per Game (338 ranked) | Desi Sills | 137 | 7 | 1.75 |
| Three-Point Field Goals Per Game (341 ranked) | Moses Moody | 236 | 9 | 2 |
| | JD Notae | 236 | 9 | 2 |
| Total 3-point FGM (341 ranked) | Moses Moody | 116 | 4 | 24 |
| | JD Notae | 116 | 4 | 24 |
| Total Assists (339 ranked) | Jalen Tate | 32 | 2 | 58 |
| Total Blocks (341 ranked) | Connor Vanover | 19 | 2 | 24 |
| Total Field Goal Attempts (347 ranked) | JD Notae | 83 | 3 | 142 |
| | Moses Moody | 117 | 6 | 133 |
| Total Field Goals Made (333 ranked) | Moses Moody | 123 | 5 | 61 |
| | JD Notae | 133 | 6 | 60 |
| | Jalen Tate | 257 | 10 | 52 |
| Total Minutes (350 ranked) | Moses Moody | 75 | 2 | 387:21 |
| | Jalen Tate | 304 | 9 | 330:11 |
| | Desi Sills | 319 | 10 | 327:24 |
| Total Points (343 ranked) | Moses Moody | 50 | 3 | 200 |
| | JD Notae | 87 | 5 | 185 |
| Total Rebounds (347 ranked) | Connor Vanover | 84 | 2 | 82 |
| | Moses Moody | 229 | 12 | 67 |
| Total Steals (306 ranked) | Desi Sills | 49 | 1 | 21 |
| | Moses Moody | 191 | 9 | 15 |



ERIC MUSSELMAN

ARKANSAS HEAD COACH

140-48 • 6th year as collegiate head coach
 503-291 • 14 seasons as professional head coach

COLLEGIATE HEAD COACHING RECORD

| Year | Record | Conference | Postseason |
|---------------|---------------|-------------------|----------------|
| 2015-16 | 24-14 | 10-8 MW (T4th) | CBI Champion |
| 2016-17 | 28-7 | 14-4 MW (1st) ^ * | NCAA 1st Round |
| 2017-18 | 29-8 | 15-3 MW (1st) ^ | NCAA Sweet 16 |
| 2018-19 | 29-5 | 15-3 MW (1st) ^ | NCAA 1st Round |
| 2019-20 | 20-12 | 7-11 SEC (T10th) | Canceled |
| 2020-21 | 10-2 | 2-2 SEC | |
| Totals | 140-48 | 63-31 | |

^ - Regular season champion / * - Tournament champion

Eric Musselman was named Arkansas' 13th head men's basketball coach on April 7, 2019. He has over 30 years of coaching experience, including five as a collegiate head coach and 14 as a professional head coach.

In his five years as a collegiate head coach, Musselman has won at least 20 games each season (24, 28, 29, 29 and 20) to post a 130-46 record and .739 winning percentage - ninth-best among active Division I coaches. Prior to entering the collegiate head coaching ranks, Musselman was a head coach for seven professional teams, including two seasons with the Golden State Warriors (2002-04) and one with the Sacramento Kings (2006-07). He has won over 550 games as a professional head coach with a combined winning percentage of .626 (553-330).

Musselman is married to Danyelle Sargent Musselman who has worked at ESPN, Fox Sports and the NFL Network as a broadcaster. Musselman has two sons, Michael and Matthew, and the couple has a daughter, Mariah.

Musselman's father Bill was also an NBA head coach and they were the first father-son combination to become head coaches in the NBA.

MUSSELMAN'S CAREER AS HEAD COACH

NOTE: Professional basketball **DOES NOT** count postseason toward season W-L record nor to head coach W-L record

| Year | Team | League | Record | Note for the Season | Reg. Season Div./Conf. Finish | Postseason |
|---------|-----------------|----------|--------|---|-------------------------------|----------------------|
| 1989-90 | Rapid City | CBA | 42-14 | MOST WINS IN CBA | 1st National Conf. | Finals (8-8) * |
| 1991-92 | Rapid City | CBA | 37-19 | 2nd-most wins in CBA | 1st National Conf. | Finals (9-7) * |
| 1992-93 | Rapid City | CBA | 44-12 | MOST WINS IN CBA | 1st National Conf. | Conf. Finals (5-3) * |
| 1993-94 | Rapid City | CBA | 37-19 | MOST WINS IN CBA | 1st National Conf. | Conf. Finals (5-5) * |
| 1994-95 | Rapid City | CBA | 31-25 | 6th-most wins in CBA | 5th National Conf. | Conf. 1st Rd (0-2) * |
| 1995-96 | Florida | CBA | 41-15 | MOST WINS IN CBA | 1st National Conf. | Conf. Finals (5-3) * |
| 1996-97 | Florida | CBA | 38-18 | 2nd-most wins in CBA | 1st American Conf. | Finals (7-6) * |
| 1995 | Florida | USBL | 25-2 | MOST WINS IN USBL | 1st Overall | Champion (1-0) * |
| 1996 | Florida | USBL | 28-1 | MOST WINS IN USBL | 1st Southern Div. | Champion (3-0) * |
| 2002-03 | Golden State | NBA | 38-44 | 6th Pacific Division | 11th Western Conf. | -- |
| 2003-04 | Golden State | NBA | 37-45 | T4th Pacific Division | 11th Western Conf. | -- |
| 2006-07 | Sacramento | NBA | 33-49 | 5th Pacific Division | 11th Western Conf. | -- |
| 2010-11 | Reno | D-League | 34-16 | 2nd-most wins in NBADL | 1st Western Conf. | Semifinals (2-3) * |
| 2011-12 | Los Angeles | D-League | 38-12 | MOST WINS IN NBADL | 1st Western Conf. | Finals (5-2) * |
| 2015-16 | Nevada | NCAA | 24-14 | Led NCAA in FT Made | T4th Mountain West | CBI Champion (5-1) |
| 2016-17 | Nevada | NCAA | 28-7 | T16th for Most wins NCAA | 1st Mountain West | NCAA 1st Rd (0-1) |
| 2017-18 | Nevada | NCAA | 29-8 | 2nd in NCAA in A-TO ratio | 1st Mountain West | NCAA Sweet 16 (2-1) |
| 2018-19 | Nevada | NCAA | 29-5 | 7th in NCAA in W-L% | 1st Mountain West | NCAA 1st Rd (0-1) |
| 2019-20 | Arkansas | NCAA | 20-12 | Led NCAA in 3PT% Def | T10th SEC | Canceled |
| 2020-21 | Arkansas | NCAA | 10-2 | -- | -- | -- |
| 2010 | Dominican Team | | 5-1 | Silver Medal Centrobasket Championship | | |
| 2011 | Venezuelan Team | | 12-9 | 5th FIBA Americas Championship | | |
| 2012 | Venezuelan Team | | 7-4 | Silver Medal FIBA South American Championship | | |

Effort. Energy. Enthusiasm.

MUSSELMAN VS. ALL OPPONENTS

| Opponent | Overall | at Nevada | at Arkansas | Last Meeting |
|---------------------------|------------|------------|-------------|-----------------|
| Abilene Christian | 1-0 | 0-0 | 1-0 | 12/20/20 |
| Air Force | 7-0 | 7-0 | 0-0 | 03/05/19 |
| Akron | 1-0 | 1-0 | 0-0 | 12/22/18 |
| Alabama | 1-0 | 0-0 | 1-0 | 02/01/20 |
| Arizona State | 1-0 | 1-0 | 0-0 | 12/07/18 |
| Arkansas-Little Rock | 1-0 | 1-0 | 0-0 | 11/16/18 |
| Auburn | 1-1 | 0-0 | 1-1 | 12/30/20 |
| Austin Peay | 1-0 | 0-0 | 1-0 | 11/12/19 |
| Boise State | 7-2 | 7-2 | 0-0 | 02/02/19 |
| Bradley | 1-0 | 1-0 | 0-0 | 12/03/16 |
| Buffalo | 1-0 | 1-0 | 0-0 | 11/25/16 |
| BYU | 1-0 | 1-0 | 0-0 | 11/06/18 |
| Cal State Fullerton | 0-1 | 0-1 | 0-0 | 11/28/15 |
| California Baptist | 1-0 | 1-0 | 0-0 | 11/19/18 |
| Central Arkansas | 1-0 | 0-0 | 1-0 | 12/20/20 |
| Cincinnati | 1-0 | 1-0 | 0-0 | 03/18/18 |
| Coastal Carolina | 1-0 | 1-0 | 0-0 | 11/13/15 |
| Colorado State | 7-1 | 7-1 | 0-0 | 02/02/19 |
| Davidson | 1-0 | 1-0 | 0-0 | 11/21/17 |
| Drake | 1-0 | 1-0 | 0-0 | 12/12/15 |
| Eastern Washington | 1-0 | 1-0 | 0-0 | 03/21/16 |
| Florida | 0-2 | 0-1 | 0-1 | 02/18/20 |
| Fresno Pacific | 1-0 | 1-0 | 0-0 | 12/09/15 |
| Fresno State | 6-3 | 6-3 | 0-0 | 02/23/19 |
| LSU | 1-1 | 0-0 | 1-1 | 03/05/20 |
| Georgia | 1-1 | 0-0 | 1-1 | 01/09/21 |
| Georgia Tech | 1-0 | 0-0 | 1-0 | 11/25/19 |
| Grand Canyon | 1-0 | 1-0 | 0-0 | 12/09/18 |
| Hawai'i | 1-1 | 1-1 | 0-0 | 11/24/17 |
| Holy Names | 1-0 | 1-0 | 0-0 | 11/30/15 |
| Idaho | 1-0 | 1-0 | 0-0 | 11/10/17 |
| Illinois State | 1-0 | 1-0 | 0-0 | 11/29/17 |
| Indiana | 1-0 | 0-0 | 1-0 | 12/29/19 |
| Iona | 1-1 | 1-1 | 0-0 | 11/26/16 |
| Iowa State | 0-1 | 0-1 | 0-0 | 03/16/17 |
| Kentucky | 0-1 | 0-0 | 0-1 | 01/19/20 |
| Lipscomb | 1-0 | 0-0 | 1-0 | 12/05/20 |
| LSU | 0-1 | 0-0 | 0-1 | 01/08/20 |
| Loyola-Chicago | 1-1 | 1-1 | 0-0 | 11/28/18 |
| Loyola Marymount | 1-0 | 1-0 | 0-0 | 11/14/16 |
| Ole Mis | 1-0 | 0-0 | 1-0 | 01/11/20 |
| Massachusetts | 1-0 | 1-0 | 0-0 | 11/23/18 |
| Mississippi State | 0-2 | 0-0 | 0-2 | 02/15/20 |
| Mississippi Valley | 0-0 | 1-0 | 1-0 | 11/25/20 |
| Missouri | 1-2 | 0-0 | 1-2 | 01/02/21 |
| Montana | 2-0 | 1-0 | 1-0 | 11/16/19 |
| Montana State | 1-0 | 1-0 | 0-0 | 11/15/15 |
| Morehead State | 2-1 | 2-1 | 0-0 | 04/01/16 |
| New Mexico | 5-3 | 5-3 | 0-0 | 02/09/19 |
| North Texas | 2-0 | 0-0 | 2-0 | 11/29/20 |
| Northern Kentucky | 1-0 | 0-0 | 1-0 | 11/30/19 |
| Oakland | 1-0 | 1-0 | 0-0 | 11/23/16 |
| Oral Roberts | 1-0 | 0-0 | 1-0 | 12/20/20 |

MUSSELMAN VS. ALL OPPONENTS

| Opponent | Overall | at Nevada | at Arkansas | Last Meeting |
|---------------------|---------------|---------------|--------------|-----------------|
| Oregon State | 1-1 | 1-1 | 0-0 | 11/18/16 |
| Pacific | 4-0 | 4-0 | 0-0 | 11/09/18 |
| Portland State | 1-0 | 1-0 | 0-0 | 11/25/15 |
| Radford | 1-0 | 1-0 | 0-0 | 12/17/17 |
| Rhode Island | 1-0 | 1-0 | 0-0 | 11/13/17 |
| Rice | 1-0 | 0-0 | 1-0 | 11/05/19 |
| Saint Mary's | 0-1 | 0-1 | 0-0 | 11/11/16 |
| San Diego State | 3-7 | 3-7 | 0-0 | 03/0/19 |
| San Francisco | 0-1 | 0-1 | 0-0 | 12/23/17 |
| San Jose State | 6-0 | 6-0 | 0-0 | 01/09/19 |
| Santa Clara | 2-0 | 2-0 | 0-0 | 11/15/17 |
| South Carolina | 0-1 | 0-0 | 0-1 | 01/29/20 |
| South Dakota | 1-0 | 0-0 | 1-0 | 11/22/19 |
| South Dakota State | 1-0 | 1-0 | 0-0 | 12/15/18 |
| Southern | 1-0 | 0-0 | 1-0 | 1209/20 |
| Southern Cal | 1-0 | 1-0 | 0-0 | 12/01/18 |
| Southern Illinois | 1-0 | 1-0 | 0-0 | 12/22/17 |
| Tennessee | 1-2 | 0-0 | 1-2 | 01/06/21 |
| Texas | 1-0 | 1-0 | 0-0 | 03/16/18 |
| Texas A&M | 1-1 | 0-0 | 1-1 | 03/07/20 |
| TCU | 1-1 | 0-1 | 1-0 | 01/25/20 |
| Texas Southern | 1-0 | 0-0 | 1-0 | 11/19/19 |
| Texas Tech | 0-1 | 0-1 | 0-0 | 12/05/17 |
| Towson | 1-0 | 1-0 | 0-0 | 12/21/16 |
| Tulsa | 2-0 | 1-0 | 1-0 | 12/14/19 |
| UC Davis | 1-0 | 1-0 | 0-0 | 12/19/17 |
| UC Irvine | 2-0 | 2-0 | 0-0 | 12/02/17 |
| UC Santa Barbara | 1-0 | 1-0 | 0-0 | 12/22/16 |
| UNLV | 7-2 | 7-2 | 0-0 | 02/27/19 |
| UT Arlington | 1-0 | 0-0 | 1-0 | 12/02/20 |
| Utah | 1-0 | 1-0 | 0-0 | 12/29/18 |
| Utah State | 7-2 | 7-2 | 0-0 | 03/02/19 |
| Valparaiso | 1-0 | 0-0 | 1-0 | 12/21/19 |
| Vanderbilt | 2-0 | 0-0 | 2-0 | 03/11/20 |
| Vermont | 1-0 | 1-0 | 0-0 | 03/23/16 |
| Washington | 1-0 | 1-0 | 0-0 | 12/11/16 |
| Western Kentucky | 0-1 | 0-0 | 0-1 | 12/07/19 |
| Wichita State | 0-1 | 0-1 | 0-0 | 12/22/15 |
| Wyoming | 5-1 | 5-1 | 0-0 | 02/16/19 |
| Totals | 140-48 | 110-34 | 30-14 | |

MUSSELMAN VS. CONFERENCES

| | | | | | |
|-------------------|-----|-----------------|-------|----------------|-------|
| American Athletic | 3-0 | CAA | 1-0 | Ohio Valley | 3-1 |
| American East | 1-0 | C-USA | 3-1 | Pac-12 | 5-1 |
| ACC | 1-0 | Horizon League | 2-0 | Patriot League | 0-0 |
| Atlantic Sun | 1-0 | Ind./Non DI | 2-0 | SEC | 10-13 |
| Atlantic 10 | 3-0 | Ivy League | 0-0 | SoCon | 0-0 |
| Big East | 0-0 | MAAC | 1-1 | Southland | 2-0 |
| Big Sky | 6-0 | Mid-American | 1-0 | SWAC | 3-0 |
| Big South | 2-0 | MEAC | 0-0 | Summit League | 3-0 |
| Big Ten | 1-0 | Missouri Valley | 6-2 | Sun Belt | 3-0 |
| Big 12 | 2-3 | Mountain West | 60-21 | WCC | 8-2 |
| Big West | 5-2 | Northeast | 0-0 | WAC | 2-0 |

MUSSELMAN MILESTONE WINS

OVERALL

| | | | |
|-----|----------|-------------------------------------|--------|
| 1 | 11/13/15 | Coastal Carolina (Honolulu, Hawaii) | 73-56 |
| 100 | 01/24/19 | Colorado State (Reno, Nev.) | 100-60 |

AT ARKANSAS

| | | | |
|---|----------|---------------------------|-------|
| 1 | 11/05/19 | Rice (Fayetteville, Ark.) | 91-43 |
|---|----------|---------------------------|-------|

MUSSELMAN COACHING HONORS

- 1996 USBL Coach of the Year
- 2003 NBA Coach of the Year Runner-Up
- 2012 NBA D-League Coach of the Year
- 2016 Bleacher Report's Mountain West Coach of the Year
- 2017 USBWA District VIII Coach of the Year
- 2018 USBWA District VIII and NABC District 17 Coach of the Year
- Mountain West Coach of the Year

MUSSELMAN DID YOU KNOWS....

- Named General Manager of CBA's Rapid City Thrillers at age 22. The next year, became head coach of the Thrillers at he age of 23, the youngest coach in CBA history.
- From 1990-1997, had 26 players called up to the NBA, the highest number in the league during that span ... The only person in CBA history to coach in five league All-Star Games (1990, 1992, 1993, 1994, 1997)
- The first coach in professional basketball history to win 100 games by the age of 28.
- At the age of 37, named head coach of the Golden State Warriors and was the youngest head coach in the NBA at the time.
- He and his father, Bill, were first father-son combination to both become head coaches in NBA history.
- In 2003, was runner-up to San Antonio's Gregg Popovich for NBA Coach of the Year Award voting (231 points, including 26 first-place votes).
- Only needed 130 games to win his 100th game as a collegiate head coach.
- Is the CBA's third all-time winningest coach (270-122 in seven seasons) and the most successful coach (54-3 in two seasons) in the history of the United States Basketball League.
- Led CBA in scoring (116.7 ppg) in 192-93 -2nd in NBA in scoring (102.4 ppg) in 2002-03.

MUSSELMAN RECORD • POINTS SCORED

| | |
|------------------------------------|---------------------------|
| Scoring Below 50 Points: | 0-0 |
| - At Arkansas | 0-0 |
| Home:..... | 0-0.....0-0 at Arkansas |
| Away:..... | 0-0.....0-0 at Arkansas |
| Neutral:..... | 0-0.....0-0 at Arkansas |
| Scoring 50-59 Points: | 0-8 |
| - At Arkansas: | 0-0 |
| Home:..... | 0-1.....0-0 at Arkansas |
| Away:..... | 0-5.....0-0 at Arkansas |
| Neutral:..... | 0-2.....0-0 at Arkansas |
| Scoring 60-69 Points: | 15-15 |
| - At Arkansas | 7-4 |
| Home:..... | 9-4.....6-2 at Arkansas |
| Away:..... | 3-8.....1-2 at Arkansas |
| Neutral:..... | 3-3.....0-0 at Arkansas |
| Scoring 70-79 Points: | 46-17 |
| - At Arkansas | 8-6 |
| Home:..... | 26-4.....7-2 at Arkansas |
| Away:..... | 14-10.....2-4 at Arkansas |
| Neutral:..... | 6-3.....1-0 at Arkansas |
| Scoring 80-89 Points: | 49-3 |
| - At Arkansas | 7-1 |
| Home:..... | 28-0.....5-0 at Arkansas |
| Away:..... | 13-2.....1-1 at Arkansas |
| Neutral:..... | 8-1.....1-0 at Arkansas |
| Scoring 90-99 Points: | 20-1 |
| - At Arkansas | 5-0 |
| Home:..... | 12-0.....4-0 at Arkansas |
| Away:..... | 7-1.....1-0 at Arkansas |
| Neutral:..... | 1-0.....0-0 at Arkansas |
| Scoring 100 or More Points: | 10-1 |
| - At Arkansas | 2-0 |
| Home:..... | 7-0.....2-0 at Arkansas |
| Away:..... | 2-1.....0-0 at Arkansas |
| Neutral:..... | 1-0.....0-0 at Arkansas |

BEST WINNING PERCENTAGE among active NCAA Division I head coaches

(min 5 yrs as a Division I Head Coach)
(stats.NCAA.org/head_coaches • Thru Jan 10, 2021)

| | | | | |
|----|---------------------------------|-------------|---------------|---------------|
| 1 | Mark Few, Gonzaga | .831 | 611-124 | 22nd yr |
| 2 | Chris Jans, New Mexico State | .779 | 106-30 | 5th yr |
| 3 | Roy Williams, North Carolina | .776 | 892-257 | 33rd yr |
| 4 | John Calipari, Kentucky | .769 | 737-221 | 29th yr |
| 5 | Bill Self, Kansas | .769 | 718-216 | 28th yr |
| 6 | Mike Krzyzewski, Duke | .768 | 1162-352 | 46th yr |
| 7 | ERIC MUSSELMAN, ARKANSAS | .745 | 140-48 | 6th yr |
| 8 | Steve Forbes, Wake Forest | .743 | 133-46 | 6th yr |
| 9 | Eric Olsen, UC San Diego | .739 | 161-57 | 7th yr |
| 10 | Sean Miller, Arizona | .734 | 414-150 | 17th yr |



MUSSELMAN RECORD • POINTS ALLOWED

| | |
|--|---------------------------|
| Opponent Scores Below 50 Points: | 6-0 |
| - At Arkansas | 4-0 |
| Home:..... | 5-0.....4-0 at Arkansas |
| Away:..... | 1-0.....0-0 at Arkansas |
| Neutral:..... | 0-0.....0-0 at Arkansas |
| Opponent Scores 50-59 Points: | 24-1 |
| - At Arkansas | 6-0 |
| Home:..... | 17-1.....6-0 at Arkansas |
| Away:..... | 6-0.....0-0 at Arkansas |
| Neutral:..... | 1-0.....0-0 at Arkansas |
| Opponent Scores 60-69 Points: | 55-6 |
| - At Arkansas | 11-0 |
| Home:..... | 34-0.....9-0 at Arkansas |
| Away:..... | 12-2.....1-0 at Arkansas |
| Neutral:..... | 9-4.....1-0 at Arkansas |
| Opponent Scores 70-79 Points: | 39-18 |
| - At Arkansas | 7-8 |
| Home:..... | 21-5.....4-4 at Arkansas |
| Away:..... | 12-11.....2-4 at Arkansas |
| Neutral:..... | 6-2.....1-0 at Arkansas |
| Opponent Scores 80-89 Points: | 13-14 |
| - At Arkansas | 1-4 |
| Home:..... | 5-3.....0-1 at Arkansas |
| Away:..... | 6-10.....1-3 at Arkansas |
| Neutral:..... | 3-1.....0-0 at Arkansas |
| Opponent Scores 90-99 Points: | 2-4 |
| - At Arkansas | 1-1 |
| Home:..... | 2-2.....1-0 at Arkansas |
| Away:..... | 0-1.....0-1 at Arkansas |
| Neutral:..... | 0-1.....0-0 at Arkansas |
| Opponent Scores 100 or More Points: | 1-2 |
| - At Arkansas | 0-0 |
| Home:..... | 0-0.....0-0 at Arkansas |
| Away:..... | 1-2.....0-0 at Arkansas |
| Neutral:..... | 0-0.....0-0 at Arkansas |

MUSSELMAN RECORD BREAKDOWN

| | |
|--|----------------------------|
| OVERALL: | 140-48 |
| - AT ARKANSAS..... | 30-14 |
| Home:..... | 81-10.....23-5 at Arkansas |
| Away:..... | 39-28.....5-9 at Arkansas |
| Neutral:..... | 20-10.....2-0 at Arkansas |
| CONFERENCE GAMES: | 63-31 |
| - AT ARKANSAS..... | 9-13 |
| Home:..... | 37-10.....6-5 at Arkansas |
| Away:..... | 26-21.....3-8 at Arkansas |
| VS RANKED TEAMS:..... | 2-7 |
| AS RANKED TEAM:..... | 38-12 |
| - AT ARKANSAS..... | 0-4 |
| - AT ARKANSAS..... | 0-0 |
| Home:..... | 0-3 / 0-3 at Ark |
| Away:..... | 0-2 / 0-1 at Ark |
| Neutral:..... | 2-2 / 0-0 at Ark |
| Home:..... | 18-1 / 0-0 at Ark |
| Away:..... | 14-6 / 0-0 at Ark |
| Neutral:..... | 8-5 / 0-0 at Ark |
| RECORD BY MONTH: | |
| November:..... | 34-4.....9-0 at Arkansas |
| December:..... | 32-8.....11-1 at Arkansas |
| January:..... | 29-12.....5-6 at Arkansas |
| February:..... | 25-12.....3-6 at Arkansas |
| March:..... | 18-12.....2-1 at Arkansas |
| April:..... | 1-0.....0-0 at Arkansas |
| WHEN LEADING AT HALFTIME: | 108-6 |
| at Arkansas..... | 25-2 |
| WHEN TRAILING AT HALFTIME: | 30-41 |
| at Arkansas..... | 5-12 |
| WHEN TIED AT HALFTIME: | 2-1 |
| at Arkansas..... | 0-0 |
| OUT-REBOUNDING OPP: | 82-11 |
| at Arkansas..... | 12-1 |
| BEING OUT-REBOUNDED: | 50-34 |
| at Arkansas..... | 17-12 |
| REBOUNDS ARE EVEN: | 8-2 |
| at Arkansas..... | 1-1 |
| WHEN SCORING FIRST: | 82-21 |
| at Arkansas..... | 16-5 |
| WHEN OPPONENT SCORES FIRST: | 58-27 |
| at Arkansas..... | 14-9 |
| ONE-POSSESSION GAMES: | 16-12 |
| at Arkansas..... | 1-4 |
| OVERTIME GAMES: | 7-6 |
| at Arkansas..... | 1-3 |
| GAMES DECIDED BY 1-5 PTS OR LESS: | 28-20 |
| at Arkansas..... | 4-6 |
| GAMES DECIDED BY 6-10 PTS: | 21-13 |
| at Arkansas..... | 6-5 |
| GAMES DECIDED BY 11-19 PTS: | 43-10 |
| at Arkansas..... | 10-2 |
| GAMES DECIDED BY 20-PLUS PTS: | 38-5 |
| at Arkansas..... | 10-1 |
| SHOOTING 50 PERCENT OR BETTER: | 46-2 |
| at Arkansas..... | 8-1 |
| SHOOTING PCT. BETTER THAN OPP: | 113-9 |
| at Arkansas..... | 24-4 |
| SHOOTING PCT. WORSE THAN OPP: | 25-38 |
| at Arkansas..... | 5-10 |
| SHOOTING PCT. SAME AS OPP: | 1-1 |
| at Arkansas..... | 0-0 |
| OUT-SCORING OPP BENCH: | 67-4 |
| at Arkansas..... | 14-3 |
| OUT-SCORED BY OPP BENCH: | 67-35 |
| at Arkansas..... | 14-11 |
| BENCH SCORING EVEN: | 6-0 |
| at Arkansas..... | 2-0 |

MOST POINTS BY A MUSSELMAN TEAM

NOTE: MISSING RESULTS FROM RAPID CITY (CBA) AND FLORIDA (USBL)

| | | | | |
|-----|--------------|--------------------------|-----------|-----------------|
| 142 | Arkansas | Mississippi Valley State | 11/25/20 | W, 142-62 |
| 138 | LA D-Fenders | Erie BayHawks | 02/06/12 | W, 138-107 |
| 135 | LA D-Fenders | Stockton Kings | 11/28/11 | W, 135-103 |
| 135 | Sacramento | Charlotte Bobcats | 02/28/07 | W, 135-120 |
| 135 | Golden State | Orlando Magic | 11/16/02 | W, 135-92 |
| 133 | Golden State | at Milwaukee Bucks | 03/08/03 | L, 133-138 (OT) |
| 132 | LA D-Fenders | Rio Grande Valley Vipers | 12/05/11 | W, 132-126 |
| 128 | Sacramento | Los Angeles Lakers | 12/29/06 | L, 128-132 (OT) |
| 128 | Golden State | Utah Jazz | 04/08/03 | W, 128-102 |
| 127 | LA D-Fenders | Canton Charge | 01/30/12 | W, 127-87 |
| 127 | Reno | Idaho Stampede | 12/01/10 | W, 127-117 |
| 126 | Reno | Rio Grande Valley Vipers | 004/20/11 | L, 126-134 |

PLAYER GAME HIGHS:

| MOST POINTS: | |
|-------------------------------|---|
| at Nevada: | 45 Jordan Caroline at New Mexico 01/07/17 |
| | 40 Jordan Caroline at Colorado St 02/06/19 |
| | 37 D.J. Fenner vs UNLV 02/08/17 |
| | 34 Marquize Coleman at Hawai'i 11/16/15 |
| | 33 Caleb Martin at Utah 12/29/18 |
| | 32 Marcus Marshall at Wyoming 01/14/17 |
| | 32 Marcus Marshall at Washington 12/11/16 |
| | 32 Tyrone Criswell vs Eastern Washington 03/21/16 |
| | 30 4x |
| at Arkansas: | 41 Mason Jones vs Tulsa 12/14/19 |
| | 40 Mason Jones vs Auburn 02/04/20 |
| | 38 Mason Jones vs Miss State 02/15/20 |
| | 37 Mason Jones vs Tennessee 02/26/20 |
| | 36 Mason Jones vs LSU 03/04/20 |
| | 34 Mason Jones vs South Carolina 01/29/20 |
| | 34 Isaiah Joe at Ole Miss 01/11/20 |
| | 33 Isaiah Joe vs Texas Southern 11/19/19 |
| | 32 Mason Jones vs Rice 11/05/19 |
| | 30 Mason Jones at Texas A&M 03/07/20 |
| | 30 Mason Jones at Alabama 02/01/20 |
| | 30 Jimmy Whitt Jr. vs Vanderbilt 01/15/20 |
| SEC Game: | 40 Mason Jones vs Auburn 02/04/20 |
| SEC Tourney: | 22 Mason Jones vs Vanderbilt 03/11/20 |
| NCAA Tourney: | -- |
| Bud Walton: | 41 Mason Jones vs Tulsa 12/14/19 |
| Road Game: | 34 Isaiah Joe at Ole Miss 01/11/20 |
| Neutral Site: | 22 Mason Jones vs Vanderbilt 03/11/20 |
| Ranked Opp: | 40 Mason Jones vs Auburn 02/04/20 |
| Frosh: | 25 Moses Moody vs Georgia 01/09/21 |
| Soph: | 34 Isaiah Joe at Ole Miss 01/11/20 |
| Junior: | 41 Mason Jones vs Tulsa 12/14/19 |
| Senior: | 30 Jimmy Whitt Jr. vs Vanderbilt 01/15/20 |
| Season Opener: | 32 Mason Jones vs Rice 11/05/19 |
| SEC Opener: | 17 Isaiah Joe & Mason Jones vs TX A&M 01/04/20 |
| MOST FIELD GOALS MADE: | |
| at Nevada: | 17 Jordan Caroline at New Mexico 01/07/17 |
| | 13 Cody Martin vs Utah State 02/17/18 |
| | 12 Jordan Caroline at UNLV 02/25/17 |
| | 12 Cameron Oliver vs Eastern Washington 03/21/16 |
| | 12 D.J. Fenner v UNLV 02/08/17 |
| at Arkansas: | 14 Jimmy Whitt Jr. vs Vanderbilt 01/15/20 |
| | 12 Mason Jones vs Auburn 02/04/20 |
| | 12 Mason Jones vs Tulsa 12/14/19 |
| | 12 Mason Jones vs Rice 11/05/19 |
| | 11 Mason Jones vs Tennessee 02/26/20 |
| | 11 Isaiah Joe at Ole Miss 01/11/20 |
| | 11 Jimmy Whitt Jr. vs South Dakota 11/19/19 |
| | 11 Jimmy Whitt Jr. at Alabama 02/01/20 |
| MOST 3-POINTERS MADE: | |
| at Nevada: | 8 Marcus Marshall at UNLV 02/25/17 |
| | 7 6x |
| at Arkansas: | 8 Mason Jones at Texas A&M 03/07/20 |
| | 7 Isaiah Joe at Ole Miss 01/11/20 |
| | 6 Isaiah Joe at Texas A&M 03/07/20 |
| | 6 Isaiah Joe at Indiana 12/29/19 |
| | 6 Isaiah Joe vs Texas Southern 11/19/19 |
| MOST FREE THROWS MADE: | |
| at Nevada: | 15 Marcus Marshall vs Boise State 02/22/17 |
| | 15 Marquize Coleman vs UNLV 01/23/16 |
| | 15 Marquize Coleman at Hawai'i 11/16/15 |
| | 14 Jordan Caroline vs Rhode Island 11/13/17 |
| | 14 Marcus Marshall at Wyoming 01/14/17 |
| at Arkansas: | 18 Mason Jones vs Miss State 02/15/20 |
| | 15 Mason Jones vs South Carolina 01/29/20 |
| | 12 Mason Jones vs LSU 03/04/20 |
| | 12 Isaiah Joe vs Tennessee 02/26/20 |
| | 12 Mason Jones vs Tulsa 12/14/19 |
| | 11 Jimmy Whitt Jr. at Tennessee 02/11/20 |
| | 11 Mason Jones at Missouri 02/08/20 |
| | 11 Mason Jones vs Auburn 02/04/20 |
| MOST REBOUNDS: | |
| at Nevada: | 24 Cameron Oliver vs Fresno State 02/1/16 |
| | 21 Cameron Oliver at UNLV 02/20/16 |
| | 17 Cameron Oliver vs Colorado State 03/04/17 |
| | 16 6x |
| at Arkansas: | 17 Justin Smith vs Oral Roberts 12/20/20 |
| | 16 Connor Vanover vs North Texas 11/28/20 |
| | 15 Jimmy Whitt Jr. vs LSU 03/04/20 |
| | 12 Mason Jones vs South Carolina 01/29/20 |
| | 12 Jimmy Whitt Jr. at Western Ky 12/07/19 |
| | 11 Reggie Chaney at Missouri 02/08/20 |
| | 11 Reggie Chaney at Alabama 02/01/20 |
| | 11 Reggie Chaney vs Northern Ky 11/30/19 |
| | 11 Adrio Bailey vs Montana 11/16/19 |
| SEC Game: | 15 Jimmy Whitt Jr. vs LSU 03/04/20 |
| SEC Tourney: | 7 Jimmy Whitt Jr. vs Vanderbilt 03/11/20 |
| NCAA Tourney: | -- |
| Bud Walton: | 17 Justin Smith vs Oral Roberts 12/20/20 |
| Road Game: | 12 Jimmy Whitt Jr. at Western Ky 12/07/19 |

Effort. Energy. Enthusiasm.

Neutral Site: 9 Mason Jones vs Valpo 12/21/19
Ranked Opp: 9 Vance Jackson Jr. at Tennessee 01/06/21
Frosh: 10 (2x) last by Moses Moody vs Mizzou 01/02/21
Soph: 16 Connor Vanover vs North Texas 11/28/20
 Junior: 12 Mason Jones vs South Carolina 01/29/20
Senior 17 Justin Smith vs Oral Roberts 12/20/20
Season Opener: 10 Jaylin Williams vs Miss Valley 11/25/20
 SEC Opener 6 Mason Jones vs Texas A&M 01/04/20

MOST OFFENSIVE REBOUNDS:

| | |
|--------------|--|
| at Nevada: | 11 A.J. West at Pacific 11/21/15 |
| | 8 Cameron Oliver vs Fresno State 02/1/16 |
| at Arkansas: | 10 Justin Smith vs Oral Roberts 12/12/20 |
| | 6 Justin Smith vs UT Arlington 12/02/20 |
| | 6 Reggie Chaney at Missouri 02/08/20 |
| | 5 Jalen Tate vs Abilene Christian 12/20/20 |
| | 5 Reggie Chaney at Alabama 02/01/20 |
| | 5 Adrio Bailey vs Montana 11/16/19 |

MOST DEFENSIVE REBOUNDS:

| | |
|--------------|--|
| at Nevada: | 16 Cameron Oliver vs Fresno State 02/1/16 |
| | 14 Cameron Oliver vs Colorado State 03/04/17 |
| | 14 Cameron Oliver at Wyoming 01/14/17 |
| | 13 Cameron Oliver vs Colorado State 03/11/17 |
| | 13 Cameron Oliver at Air Force 02/15/17 |
| at Arkansas: | 14 Connor Vanover vs North Texas 11/28/20 |
| | 14 Jimmy Whitt Jr. vs LSU 03/04/20 |
| | 11 Mason Jones vs South Carolina 01/29/20 |
| | 9 Connor Vanover vs UCA 12/12/12 |
| | 9 Connor Vanover vs Southern 12/09/20 |
| | 9 Connor Vanover vs Lipscomb 12/05/20 |
| | 9 Jimmy Whitt Jr. at Western Ky 12/07/19 |
| | 9 Reggie Chaney vs Northern Ky 11/30/19 |
| | 9 Isaiah Joe at Georgia Tech 11/25/19 |

MOST ASSISTS:

| | |
|--------------|---|
| at Nevada: | 11 Cody Martin vs BYU 11/06/18 |
| | 11 Cody Martin vs Colorado State 02/25/18 |
| | 11 Marquize Coleman vs Holy Names 11/30/15 |
| | 10 Cody Martin vs Little Rock 11/16/18 |
| | 10 Cody Martin vs Pacific 11/09/18 |
| | 10 Marcus Marshall vs Colorado State 03/04/17 |
| at Arkansas: | 11 Jalen Tate vs UCA 12/12/12 |
| | 10 Jalen Tate vs Georgia 01/09/21 |
| | 9 Mason Jones at Ole Miss 01/11/20 |
| | 8 Mason Jones vs Vanderbilt 01/15/20 |
| | 7 Isaiah Joe vs Rice 11/05/19 |

SEC Game: 10 Jalen Tate vs Georgia 01/09/21

SEC Tourney: 6 Mason Jones vs Vanderbilt 03/11/20

NCAA Tourney: --

Bud Walton: 11 Jalen Tate vs Central Arkansas 12/12/12

Road Game: 9 Mason Jones at Ole Miss 01/11/20

Neutral Site: 6 Mason Jones vs Vanderbilt 03/11/20

Ranked Opp: 6 by Jalen Tate at Tennessee 01/06/21

Frosh: 6 Davonte Davis vs Georgia 01/09/21

Soph: 7 Isaiah Joe vs Rice 11/05/19

Junior: 9 Mason Jones at Ole Miss 01/11/20

Senior: 11 Jalen Tate vs Central Arkansas 12/12/12

Season Opener: 7 Isaiah Joe vs Rice 11/05/19

SEC Opener 5 Jalen Harris vs Texas A&M 01/04/20

MOST STEALS:

| | |
|--------------|---|
| at Nevada: | 5 Caleb Martin vs California Baptist 11/19/18 |
| | 5 Jordan Caroline at San Diego St 02/12/17 |
| | 5 Marquize Coleman at New Mexico 12/30/15 |
| | 4 17x |
| at Arkansas: | 5 Mason Jones at Georgia Tech 11/25/19 |
| | 5 Isaiah Joe vs Texas Southern 11/19/19 |
| | 5 Mason Jones vs Rice 11/05/19 |
| | 4 9x last JD Notae at AUB 12/30/20 |

SEC Game: 4 (3x) last JD Notae at Auburn 12/30/20

SEC Tourney: 3 Mason Jones vs Vanderbilt 03/11/20

NCAA Tourney: --

Bud Walton: 5 Mason Jones vs Rice 11/05/19

Road Game: 5 Mason Jones at Georgia Tech 11/25/19

Neutral Site: 3x

Ranked Opp: 4 Desi Sills vs Auburn 02/04/20

Frosh: 3 (4x) last by Davonte Davis 01/02/21

Soph: 5 Isaiah Joe vs Texas Southern 11/19/19

Junior: 5 Mason Jones (2x)

Senior: 4x

Season Opener: 5 Mason Jones vs Rice 11/05/19

SEC Opener 3 Mason Jones vs Texas A&M 01/04/20

MOST BLOCKED SHOTS:

| | |
|--------------|---|
| at Nevada: | 6 Cameron Oliver vs Morehead State 04/01/16 |
| | 5 7x |
| at Arkansas: | 6 Connor Vanover vs North Texas 11/28/20 |
| | 5 Adrio Bailey vs Valpo 12/21/19 |
| | 5 Adrio Bailey vs Texas Southern 11/19/19 |
| | 4 Connor Vanover vs Lipscomb 12/05/20 |
| | 4 Adrio Bailey at LSU 01/07/20 |

SEC Game: 4 Adrio Bailey at LSU 01/08/20

SEC Tourney: 3 Henderson & Chaney vs Vanderbilt 03/11/20

NCAA Tourney: --

Bud Walton: 6 Connor Vanover vs North Texas 11/28/20

Road Game: 3 Reggie Chaney at Western Ky 12/07/19

Effort. Energy. Enthusiasm.

Neutral Site: 5 Adrio Bailey vs Valpo 12/21/19
 Ranked Opp: 2 Adrio Bailey & Jimmy Whitt Jr. vs Kentucky (01/18/20)
Frosh: 2 Jaylin Williams (2x) last vs Mizzou 01/02/21
Soph: 6 Connor Vanover vs North Texas 11/28/20
Junior: 3 JD Notae vs Oral Roberts 12/20/20
 Senior: 5 Adrio Bailey 2x
 Season Opener: 3 Connor Vanover vs Miss Valley 11/25/20
 SEC Opener 1 Adrio Bailey & Jimmy Whitt vs TX A&M 01/04/20

TEAM GAME HIGHS:

| MOST POINTS: | | | |
|-------------------------------------|--------------|--------------------------------|------------------|
| at Nevada: | 119 | vs Fresno State 12/09/15 | W, 119-70 |
| | 110 | vs UMass 11/23/18 | W, 110-87 |
| | 108 | vs Holy Names 11/30/15 | W, 108-57 |
| | 105 | at New Mexico 01/07/17 | W, 105-104 (OT) |
| | 104 | vs UNLV 02/08/17 | W, 104-77 |
| | 103 | at Wyoming 01/24/18 | L, 103-104 (2OT) |
| | 102 | vs Fresno State 01/31/18 | W, 102-92 |
| | 101 | at UNLV 02/28/18 | W, 101-75 |
| | 100 | vs Colorado State 01/23/19 | W, 100-60 |
| at Arkansas: | 142 | vs Mississippi Valley 11/25/20 | W, 142-62 |
| | 100 | vs UCA 12/12/12 | W, 100-75 |
| | 99 | vs Georgia 01/09/21 | W, 99-69 |
| | 99 | vs LSU 03/04/20 | W, 99-90 |
| | 98 | vs Tulsa 12/14/19 | W, 98-79 |
| | 91 | vs Rice 11/05/19 | W, 91-43 |
| MOST FIELD GOALS MADE: | | | |
| at Nevada: | 40 | vs UMass 11/23/18 | |
| | 40 | vs Fresno State 12/09/15 | |
| | 40 | vs Holy Names 11/30/15 | |
| | 38 | vs San Jose State 01/09/19 | |
| | 38 | vs UNLV 02/08/17 | |
| at Arkansas: | 48 | vs Mississippi Valley 11/25/20 | |
| | 40 | vs Central Arkansas 12/12/20 | |
| | 37 | vs Rice 11/05/19 | |
| | 36 | vs Georgia 01/09/21 | |
| | 34 | vs Tulsa 12/14/19 | |
| | 33 | vs Lipscomb 12/05/20 | |
| | 32 | at Auburn 12/30/20 | |
| MOST FIELD GOALS ATTEMPTED: | | | |
| at Nevada: | 80 | at UNLV 02/20/16 | |
| | 77 | vs Colorado State 02/25/18 | |
| | 75 | at New Mexico 01/07/17 | |
| | 74 | vs Wyoming 01/03/18 | |
| | 74 | at Wyoming 01/24/18 | |
| | 74 | at Pacific 11/21/15 | |
| at Arkansas: | 86 | vs Mississippi Valley 11/25/20 | |
| | 77 | vs Oral Roberts 12/20/20 | |
| | 76 | vs Central Arkansas 12/12/20 | |
| | 71 | vs Missouri 01/02/21 | |
| | 71 | vs Texas Southern 11/19/19 | |
| | 69 | vs Georgia 01/09/21 | |
| BEST FIELD GOAL PERCENTAGE: | | | |
| at Nevada: | .615 (40-65) | vs UMass 11/23/18 | |
| | .597 (40-67) | vs Fresno State 12/09/15 | |
| | .597 (40-67) | vs Holy Names 11/30/15 | |
| | .593 (32-54) | at Utah State 02/17/18 | |
| | .589 (33-56) | vs Fresno State 01/31/18 | |
| | .582 (32-55) | at Loyola-Chicago 11/27/18 | |
| at Arkansas: | .567 (34-60) | vs Tulsa 12/14/19 | |
| | .558 (48-86) | vs Mississippi Valley 11/25/20 | |
| | .552 (37-67) | vs Rice 11/05/19 | |
| | .540 (27-50) | vs TCU 01/25/20 | |
| | .527 (29-55) | at Tennessee 01/06/21 | |
| | .526 (40-76) | vs Central Arkansas 12/12/20 | |
| | .522 (36-69) | vs Georgia 01/09/21 | |
| | .500 (33-66) | vs Lipscomb 12/05/20 | |
| | .500 (28-56) | vs LSU 03/04/20 | |
| MOST 3-POINT FIELD GOALS MADE: | | | |
| at Nevada: | 17 | at Pacific 11/18/17 | |
| | 15 | vs Pacific 11/09/18 | |
| | 15 | at Air Force 01/06/18 | |
| | 15 | at Santa Clara 11/15/17 | |
| | 15 | at New Mexico 01/07/17 | |
| at Arkansas: | 20 | vs Mississippi Valley 11/25/20 | |
| | 14 | at Texas A&M 03/07/20 | |
| | 12 | vs Georgia 01/09/21 | |
| | 12 | vs Central Arkansas 12/12/20 | |
| | 12 | vs Vanderbilt 03/11/20 | |
| | 12 | vs Missouri 02/22/20 | |
| | 12 | at Indiana 12/29/19 | |
| | 11 | vs Southern 12/09/20 | |
| | 11 | vs Lipscomb 12/05/20 | |
| | 11 | vs Tulsa 12/14/19 | |
| MOST 3-POINT FIELD GOALS ATTEMPTED: | | | |
| at Nevada: | 39 | vs South Dakota State 12/15/18 | |
| | 37 | vs Fresno State 01/12/19 | |
| | 37 | vs San Jose State 02/21/18 | |
| | 34 | vs San Jose State 01/09/19 | |
| | 34 | at Pacific 11/18/17 | |

| at Arkansas: | 40 | vs Mississippi Valley 11/25/20 |
|-------------------------------------|--------------|---------------------------------|
| | 34 | vs Lipscomb 12/05/20 |
| | 33 | vs Southern 12/09/20 |
| | 32 | at Texas A&M 03/07/20 |
| | 31 | at Indiana 12/29/19 |
| | 30 | vs Central Arkansas 12/12/20 |
| | 30 | vs Tulsa 12/14/19 |
| | 30 | at Western Kentucky 12/07/19 |
| BEST 3-POINT FIELD GOAL PERCENTAGE: | | |
| at Nevada: | .600 (6-10) | vs Morehead State 03/30/16 |
| | .588 (10-17) | at Fresno State 12/27/17 |
| | .579 (11-19) | vs Southern Illinois 12/22/17 |
| | .550 (11/20) | vs Oakland 11/23/16 |
| | .542 (13-24) | at UNLV 02/28/18 |
| | .542 (13-24) | at Air Force 02/15/17 |
| at Arkansas: | .667 (6-9) | vs TCU 01/25/20 |
| | .571 (12-21) | vs Georgia 01/09/21 |
| | .500 (20-40) | vs Mississippi Valley 11/25/20 |
| | .480 (12-25) | vs Missouri 02/22/20 |
| | .438 (14-32) | at Texas A&M 03/07/20 |
| | .429 (12-28) | vs Vanderbilt 03/11/20 |
| | .400 (8-20) | at Tennessee 01/06/21 |
| | .400 (12-30) | vs Central Arkansas 12/12/20 |
| | .400 (10-25) | vs Auburn 02/04/20 |
| | .400 (10-25) | vs Rice 11/05/19 |
| | .400 (8-20) | at Ole Miss 01/11/20 |
| MOST FREE THROWS MADE: | | |
| at Nevada: | 39 | vs Morehead State 04/01/16 |
| | 36 | vs Rhode Island 11/13/17 |
| | 35 | vs Tulsa 11/22/18 |
| | 31 | at Wyoming 01/14/17 |
| | 30 | at Wyoming 01/24/18 |
| at Arkansas: | 36 | vs LSU 03/04/20 |
| | 28 | at Missouri 02/08/20 |
| | 27 | vs Tennessee 02/26/20 |
| | 26 | vs Mississippi Valley 11/25/20 |
| | 26 | at Tennessee 02/11/20 |
| | 26 | vs South Carolina 01/29/20 |
| MOST FREE THROWS ATTEMPTED: | | |
| at Nevada: | 45 | vs Morehead State 04/01/16 |
| | 44 | vs Rhode Island 11/13/17 |
| | 43 | at Pacific 11/21/15 |
| | 42 | vs Tulsa 11/22/18 |
| at Arkansas: | 54 | vs LSU 03/04/20 |
| | 40 | vs South Carolina 01/29/20 |
| | 39 | at Missouri 02/08/20 |
| | 36 | at Tennessee 02/11/20 |
| | 34 | vs Missouri 01/02/21 |
| | 33 | vs Mississippi Valley 11/25/20 |
| | 33 | vs Tennessee 02/26/20 |
| | 31 | at Auburn 12/30/20 |
| BEST FREE THROW PERCENTAGE: | | |
| at Nevada: | .929 (13-14) | vs Loyola-Chicago 03/22/18 |
| | .929 (13-14) | at Cal State Fullerton 11/28/15 |
| | .900 (18-20) | at Pacific 11/18/17 |
| | .889 (16-18) | at Fresno State 12/27/17 |
| | .885 (23-26) | vs Montana 03/16/16 |
| | .885 (23-26) | at Hawai'i 11/16/15 |
| at Arkansas: | .944 (17-18) | at LSU 01/08/20 |
| | .917 (11-12) | vs South Dakota 11/22/19 |
| | .889 (16-18) | vs Austin Peay 12/03/19 |
| | .885 (23-26) | vs Mississippi State 02/15/20 |
| | .833 (20-24) | vs North Texas 11/12/19 |
| | .818 (27-33) | vs Tennessee 02/26/20 |
| | .815 (22-27) | at Ole Miss 01/11/20 |
| | .800 (24-30) | vs Abilene Christian 12/20/20 |
| | .800 (16-20) | vs Missouri 02/22/20 |
| MOST REBOUNDS: | | |
| at Nevada: | 61 | at Pacific 11/21/15 |
| | 60 | vs Fresno Pacific 12/09/15 |
| | 57 | vs Fresno State 02/13/16 |
| | 53 | at UNLV 02/20/16 |
| | 50 | vs San Jose State 12/28/16 |
| at Arkansas: | 58 | Oral Roberts 12/20/20 |
| | 58 | vs Mississippi Valley 11/25/20 |
| | 54 | vs Lipscomb 12/05/20 |
| | 46 | vs Southern 12/09/20 |
| | 45 | vs Rice 11/05/19 |
| | 43 | vs UT Arlington 12/02/20 |
| | 42 | vs Valparaiso 12/21/19 |
| | 40 | vs Georgia 01/09/21 |
| | 40 | vs North Texas 11/28/20 |
| MOST OFFENSIVE REBOUNDS: | | |
| at Nevada: | 25 | at Pacific 11/21/15 |
| | 19 | vs Fresno Pacific 12/09/15 |
| | 19 | vs Fresno State 02/13/16 |
| | 19 | vs Florida 03/21/19 |
| at Arkansas: | 24 | vs Oral Roberts 12/20/20 |
| | 20 | vs Mississippi Valley 11/25/20 |
| | 17 | vs UT Arlington 12/02/20 |
| | 16 | vs Missouri 01/02/21 |
| | 14 | vs Abilene Christian 12/20/20 |

| | 14 | vs Montana 11/16/19 |
|--------------------------|----|--------------------------------|
| | 13 | at Auburn 12/30/20 |
| | 13 | vs Southern 12/09/20 |
| | 12 | vs North Texas 11/28/20 |
| MOST DEFENSIVE REBOUNDS: | | |
| at Nevada: | 43 | vs Fresno State 02/13/16 |
| | 42 | vs San Jose State 12/28/16 |
| | 41 | vs Fresno Pacific 12/09/15 |
| | 40 | vs Little Rock 11/16/18 |
| | 38 | vs New Mexico 02/09/19 |
| at Arkansas: | 44 | vs Lipscomb 12/05/20 |
| | 38 | vs Mississippi Valley 11/25/20 |
| | 36 | vs Valparaiso 12/21/19 |
| | 35 | vs Rice 11/05/19 |
| | 34 | vs Oral Roberts 12/20/20 |
| | 33 | vs Southern 12/09/20 |
| MOST ASSISTS: | | |
| at Nevada: | 29 | vs Holy Names 11/30/15 |
| | 27 | at Santa Clara 11/15/17 |
| | 25 | vs Illinois State 11/29/17 |
| | 25 | at New Mexico 01/07/17 |
| | 24 | vs UC Davis 12/19/17 |
| at Arkansas: | 26 | vs Central Arkansas 12/12/20 |
| | 26 | vs Mississippi Valley 11/25/20 |
| | 21 | vs Georgia 01/09/21 |
| | 19 | vs Vanderbilt 01/15/20 |
| | 19 | vs Rice 11/05/19 |
| | 18 | vs Tulsa 12/14/19 |
| | 18 | vs Northern Kentucky 11/30/19 |
| | 17 | vs Lipscomb 12/05/20 |
| | 17 | vs Vanderbilt 03/11/20 |
| MOST STEALS: | | |
| at Nevada: | 15 | vs San Jose State 01/09/19 |
| | 15 | vs Utah State 01/02/19 |
| | 12 | vs New Mexico 01/28/17 |
| | 13 | at New Mexico 12/30/15 |
| | 11 | 4x |
| at Arkansas: | 15 | at Georgia Tech 11/25/19 |
| | 14 | vs Auburn 02/04/20 |
| | 14 | vs Rice 11/05/19 |
| | 13 | Missouri 01/02/21 |
| | 13 | at Auburn 12/30/20 |
| | 13 | vs Texas Southern 11/19/19 |
| | 12 | vs Tulsa 12/14/19 |
| | 11 | 4x |
| MOST BLOCKED SHOTS: | | |
| at Nevada: | 11 | at Oregon State 12/05/15 |
| | 10 | at Wyoming 01/20/16 |
| | 10 | vs Holy Names 11/30/15 |
| | 9 | vs UNLV 03/08/18 |
| | 9 | at New Mexico 01/07/17 |
| | 8 | 3x |
| at Arkansas: | 10 | vs Texas Southern 11/19/19 |
| | 8 | vs Central Arkansas 12/12/20 |
| | 8 | vs Southern 12/09/20 |
| | 8 | vs North Texas 11/28/20 |
| | 8 | at Texas A&M 03/07/20 |
| | 8 | vs Valparaiso 12/21/19 |
| | 7 | vs Oral Roberts 12/20/20 |
| | 7 | vs Lipscomb 12/05/20 |
| | 7 | vs Vanderbilt 03/11/20 |
| | 7 | vs Tulsa 12/14/19 |
| MOST TURNOVERS: | | |
| at Nevada: | 21 | at Texas Tech 12/05/17 |
| | 21 | vs Morehead State 03/30/16 |
| | 20 | vs Fresno Pacific 12/09/15 |
| | 20 | at San Diego State 03/11/16 |
| | 17 | 3x |
| at Arkansas: | 21 | vs Rice 11/05/19 |
| | 20 | at Tennessee 01/06/21 |
| | 20 | vs Austin Peay 12/03/19 |
| | 19 | vs Valparaiso 12/21/19 |
| | 16 | vs North Texas 11/28/20 |
| | 16 | at Texas A&M 03/07/20 |
| | 16 | vs South Carolina 01/29/20 |
| | 16 | at Western Kentucky 12/07/19 |
| MOST FOULS: | | |
| at Nevada: | 38 | at Wichita State 12/22/15 |
| | 30 | at New Mexico 01/07/17 |
| | 30 | at New Mexico 12/30/15 |
| | 28 | at Utah State 03/02/19 |
| at Arkansas: | 32 | at Missouri 02/08/20 |
| | 28 | Missouri 01/02/21 |
| | 28 | at Texas A&M 03/07/20 |
| | 26 | at Tennessee 02/11/20 |
| | 23 | vs South Carolina 01/29/20 |
| | 23 | at Mississippi St. 01/22/20 |
| | 23 | at Western Kentucky 12/07/19 |

OPPONENT GAME HIGHS (at Ark):

| | | |
|--------------------|---------------------|---------------------------------------|
| POINTS | 99 | at Georgia 02/29/20 |
| | 90 | vs LSU 03/04/20 |
| | 86 | at Western Kentucky 12/07/19 |
| | 85 | at Auburn 12/30/20 |
| FG MADE | 38 | at Georgia 02/29/20 |
| | 31 | vs LSU 03/04/20 |
| | 31 | at Western Kentucky 12/07/19 |
| FG ATTEMPTS | 72 | vs Mississippi Valley 11/25/20 |
| | 72 | vs Valparaiso 12/21/19 |
| | 70 | vs LSU 03/04/20 |
| | 69 | vs Georgia 01/09/21 |
| | 67 | at Georgia 02/29/20 |
| | 67 | at Western Kentucky 12/07/19 |
| FG PCT | .588 (30-51) | vs Mississippi State 02/15/20 |
| | .567 (38-67) | at Georgia 02/29/20 |
| | .519 (28-54) | at Auburn 12/30/20 |
| | .509 (28-55) | vs South Carolina 01/29/20 |
| | .500 (23-46) | at Florida 02/18/20 |
| 3 PT MADE | 15 | at Auburn 12/30/20 |
| | 13 | vs Mississippi Valley 11/25/20 |
| | 11 | vs LSU 03/04/20 |
| | 10 | at Georgia 02/29/20 |
| | 9 | vs Central Arkansas 12/12/20 |
| 3 PT ATT | 39 | vs Mississippi Valley 11/25/20 |
| | 31 | vs Auburn 02/04/20 |
| | 31 | at Alabama 02/01/20 |
| | 29 | at Auburn 12/30/20 |
| | 29 | vs Oral Roberts 12/20/20 |
| | 27 | vs LSU 03/04/20 |
| | 26 | vs Central Arkansas 12/12/20 |

IN FIVE YEARS AS A COLLEGIATE HEAD COACH

- » Led the NCAA in 3-pt FG Pct Defense (2020)
- » Led the NCAA in Free Throws Made (2016)
- » Ranked 1st (3x) or 2nd (2x) five times in the league in FT Made
- » Ranked 1st (3x) or 2nd (2x) five time in the league in FT Attempts
- » 5x - Ranked among NCAA top 25 in FT Made AND FT Attempts
- » 4x - Led the league in Fewest Turnovers (2017, '18, '19, '20)
- » 3x - Led the league in Assist-To-TO Ratio (2017, '18, '19)
- » 3x - Led the league in Scoring Margin (2017, '18, '19)
- » 3x - Led the league in W-L Percentage (2017, '18, '19)
- » 3x - In NCAA top 20 in 3PTFG% Defense (2017, '18, '20)

OTHER TEAM HIGHLIGHTS

- » 2nd in the NCAA in Assist-To-TO Ratio (2018)
- » 2nd in the NCAA in Total Rebounds (2016)
- » 3rd in the NCAA in Total Blocked Shots (2016)
- » 4th in the NCAA in Rebound Margin (2016)
- » 4th in the NCAA in Fewest TO Per Gm (2018)
- » 7th in the NCAA in Blocks Per Game (2016)
- » 9th in the NCAA in Scoring Margin (2019)
- » 9th in the NCAA in Turnover Margin (2020)
- » 10th in the NCAA in Total Assists (2018)

PLAYER HIGHLIGHTS

- » 5 Players in the NBA over past two years
- » 4x - Player led his league in 3-PT FG Made AND 3-PT FG Attempts
- » 3x - Player led his league in points scored
- » 3 All-American Honors (Caleb Martin 2x, Mason Jones)
- » 2 Conference Players of the Year
- » 14 All-Conference Honors
- » 2 Conference Newcomers of the Year
- » 5 All-Defensive Team Honors
- » 1 Conference 6th Man Award
- » 1 Conference Defensive Player of the Year

| | | |
|--------------------|---------------------|---------------------------------------|
| 3 PT PCT | .517 (15-29) | at Auburn 12/30/20 |
| | .435 (10-23) | at Georgia 02/29/20 |
| | .429 (3-7) | vs Mississippi State 02/15/20 |
| | .407 (11-27) | vs LSU 03/04/20 |
| | .400 (8-20) | at Texas A&M 03/07/20 |
| FT MADE | 34 | at Missouri 02/08/20 |
| | 28 | vs Missouri 01/02/21 |
| | 27 | at Mississippi State 01/22/20 |
| | 25 | at Ole Miss 01/11/20 |
| FT ATTEMPTS | 44 | at Missouri 02/08/20 |
| | 39 | vs Missouri 01/02/21 |
| | 33 | vs South Carolina 01/29/20 |
| | 31 | at Texas A&M 03/07/20 |
| | 31 | at Mississippi State 01/22/20 |
| | 30 | at Tennessee 02/11/20 |
| | 30 | vs Auburn 02/04/20 |
| FT PCT | .962 (25-26) | at Ole Miss 01/11/20 |
| | .871 (27-31) | at Mississippi State 01/22/20 |
| | .846 (11-13) | vs Austin Peay 12/03/19 |
| | .840 (21-25) | at Florida 02/18/20 |
| REBOUNDS | 53 | at LSU 01/08/20 |
| | 52 | at Missouri 02/08/20 |
| | 51 | vs Missouri 01/02/21 |
| | 47 | vs Kentucky 01/18/20 |
| | 47 | at Georgia Tech 11/25/19 |
| OFF REB | 23 | at LSU 01/08/20 |
| | 16 | at Missouri 02/08/20 |
| | 15 | 4x |
| DEF REB | 41 | vs Missouri 01/02/21 |
| | 37 | at Georgia Tech 11/25/19 |
| | 35 | vs Kentucky 01/18/20 |
| | 34 | vs Valparaiso 12/21/19 |
| | 32 | at Western Kentucky 12/07/19 |
| | 31 | vs South Carolina 01/29/20 |
| ASSISTS | 17 | at Tennessee 02/11/20 |
| | 15 | at Texas A&M 03/07/20 |
| | 14 | vs Missouri 01/02/21 |
| | 14 | vs South Carolina 01/29/20 |
| STEALS | 10 | at Tennessee 01/06/21 |
| | 10 | vs Northern Kentucky 11/30/19 |
| | 9 | vs Valparaiso 12/21/19 |
| | 9 | vs Rice 11/05/19 |
| | 8 | vs Vanderbilt 03/11/20 |
| | 8 | at Missouri 02/08/20 |
| BLOCKS | 9 | at Tennessee 01/06/21 |
| | 7 | vs Oral Roberts 12/20/20 |
| | 6 | vs Mississippi Valley 11/25/20 |
| | 6 | vs Mississippi State 02/15/20 |
| | 6 | at Tennessee 02/11/20 |
| | 6 | at Alabama 02/01/20 |
| | 6 | vs Texas Southern 11/19/19 |
| | 5 | 5x |
| TURNOVERS | 27 | vs Rice 11/05/19 |
| | 24 | at Georgia Tech 11/25/19 |
| | 24 | vs Texas Southern 11/19/19 |
| | 23 | vs Montana 11/16/19 |
| | 21 | vs Georgia 01/09/21 |
| | 21 | vs Missouri 01/02/21 |
| | 21 | vs Austin Peay 12/03/19 |
| FOULS | 35 | vs LSU 03/04/20 |
| | 33 | vs South Carolina 01/29/20 |
| | 29 | vs Missouri 01/02/21 |
| | 27 | at Missouri 02/08/20 |
| | 27 | vs Valparaiso 12/21/19 |

ARKANSAS TEAM GAME LOWS:

| | | |
|----------------------|---------------------|---------------------------------|
| FEWEST PTS | 59 | at Florida 02/18/20 |
| | 61 | at Tennessee 02/11/20 |
| | 62 | at Georgia Tech 11/25/19 |
| | 64 | vs Montana 11/16/19 |
| FEWEST FG | 15 | at Tennessee 02/11/20 |
| | 19 | vs Missouri 01/02/21 |
| | 19 | vs Kentucky 01/18/20 |
| | 20 | vs North Texas 11/12/19 |
| | 20 | vs Montana 11/16/19 |
| FEWEST FGA | 45 | vs North Texas 11/12/19 |
| | 46 | vs Austin Peay 12/03/19 |
| | 49 | at Tennessee 02/11/20 |
| LOWEST FG% | .268 (19-71) | vs Missouri 01/02/21 |
| | .306 (15-49) | at Tennessee 02/11/20 |
| | .333 (19-57) | vs Kentucky 01/18/20 |
| | .370 (20-54) | vs Montana 11/16/19 |
| | .373 (22-59) | at Georgia Tech 11/25/19 |
| FEWEST 3PT FG | 3 | vs Northern Kentucky 11/30/19 |
| | 3 | at Missouri 02/08/20 |
| | 3 | at Florida 02/18/20 |
| | 4 | vs Oral Roberts 12/20/20 |
| | 4 | vs Montana 11/16/19 |
| | 4 | vs South Dakota 11/22/19 |
| | 4 | at Mississippi State 01/22/20 |

Effort. Energy. Enthusiasm.

| | | |
|-----------------------|--------------------|---------------------------------------|
| FEWEST 3 FGA | 9 | vs TCU 01/25/20 |
| | 14 | at Missouri 02/08/20 |
| | 16 | 4x |
| LOWEST 3 PT% | .167 (4-24) | vs Oral Roberts 12/20/20 |
| | .167 (3-18) | vs Northern Kentucky 11/30/19 |
| | .188 (3-16) | at Florida 02/18/20 |
| | .200 (4-20) | vs Montana 11/16/19 |
| | .200 (4-20) | vs South Dakota 11/22/19 |
| | .200 (4-20) | at Mississippi State 01/22/20 |
| FEWEST FT | 6 | at Mississippi State 01/22/20 |
| | 7 | vs Rice 11/05/19 |
| | 8 | at Tennessee 01/06/21 |
| | 8 | vs Central Arkansas 12/12/20 |
| | 8 | vs Southern 12/09/20 |
| | 8 | vs Vanderbilt 01/15/20 |
| | 9 | vs Lipscomb 12/05/20 |
| | 9 | at Indiana 12/29/19 |
| FEWEST FTA | 8 | vs Central Arkansas 12/12/20 |
| | 10 | at Tennessee 01/06/21 |
| | 11 | vs Rice 11/05/19 |
| | 11 | at Mississippi State 01/22/20 |
| | 12 | vs Lipscomb 12/05/20 |
| | 12 | vs South Dakota 11/22/19 |
| | 12 | at Indiana 12/29/19 |
| LOWEST FT% | .471 (8-17) | vs Southern 12/09/20 |
| | .533 (8-15) | vs Vanderbilt 01/15/20 |
| | .545 (6-11) | at Mississippi State 01/22/20 |
| | .615 (16-26) | vs Auburn 02/04/20 |
| FEWEST REBS | 23 | vs Missouri 02/22/20 |
| | 24 | vs North Texas 11/12/19 |
| | 24 | at LSU 01/08/20 |
| | 25 | at Texas A&M 03/07/20 |
| FEWEST OFF REB | 2 | vs Missouri 02/22/20 |
| | 3 | at LSU 01/08/20 |
| | 3 | at Georgia Tech 11/25/19 |
| | 4 | vs North Texas 11/12/19 |
| FEWEST DEF REB | 15 | at Florida 02/18/20 |
| | 18 | at Tennessee 02/11/20 |
| | 18 | vs TCU 01/25/20 |
| | 19 | vs Mississippi State 02/15/20 |
| | 19 | vs Texas A&M 01/04/20 |
| FEWEST ASSISTS | 6 | at Tennessee 02/11/20 |
| | 7 | vs Missouri 01/02/21 |
| | 7 | at Alabama 02/01/20 |
| | 8 | 4x |
| FEWEST STEALS | 2 | at Tennessee 01/06/21 |
| | 4 | at Western Kentucky 12/07/19 |
| | 4 | vs Mississippi State 02/15/20 |
| | 4 | vs LSU 03/04/20 |
| | 5 | 8x |
| FEWEST BLOCKS | 1 | vs Georgia 01/09/21 |
| | 1 | vs Northern Kentucky 11/30/19 |
| | 1 | vs South Carolina 01/29/20 |
| | 1 | vs Mississippi State 02/15/20 |
| | 1 | at Florida 02/18/20 |
| | 2 | 8x last at Tennessee 01/06/21 |
| FEWEST TO | 5 | vs LSU 03/04/20 |
| | 6 | at Georgia 02/29/20 |
| | 7 | 5x |
| FOULS | 10 | vs Southern 12/09/20 |
| | 12 | vs Mississippi Valley 11/25/20 |
| | 14 | vs North Texas 11/28/20 |
| | 14 | vs Texas Southern 11/19/19 |
| | 14 | vs Northern Kentucky 11/30/19 |
| | 14 | vs Valparaiso 12/21/19 |

OPPONENT GAME LOWS (at Ark):

| | | |
|----------------------|---------------------|--------------------------------|
| FEWEST PTS | 43 | vs Rice 11/05/19 |
| | 43 | vs North Texas 11/12/19 |
| | 44 | vs Southern 12/09/20 |
| | 46 | vs Montana 11/16/19 |
| FEWEST FG | 15 | vs Lipscomb 12/05/20 |
| | 16 | vs Rice 11/05/19 |
| | 17 | vs North Texas 11/12/19 |
| | 18 | vs Southern 12/09/20 |
| | 18 | vs Montana 11/16/19 |
| FEWEST FGA | 45 | vs Texas A&M 01/04/20 |
| | 46 | at Florida 02/18/20 |
| | 48 | vs Vanderbilt 01/15/20 |
| LOWEST FG% | .254 (15-59) | vs Lipscomb 12/05/20 |
| | .286 (18-63) | vs Southern 12/09/20 |
| | .286 (16-56) | vs Rice 11/05/19 |
| | .321 (18-56) | vs Montana 11/16/19 |
| FEWEST 3PT FG | 1 | vs Southern 12/09/20 |
| | 2 | vs North Texas 11/28/20 |
| | 2 | vs Rice 11/05/19 |
| | 2 | vs North Texas 11/12/19 |
| | 2 | vs Montana 11/16/19 |
| | 2 | vs Texas Southern 11/19/19 |
| | 2 | at Georgia Tech 11/25/19 |

| | | |
|-----------------|--------------|--------------------------------|
| FEWEST 3 FGA | 7 | vs Mississippi State 02/15/20 |
| | 11 | vs Texas Southern 11/19/19 |
| | 12 | vs South Dakota 11/22/19 |
| | 12 | at Georgia Tech 11/25/19 |
| LOWEST 3 PT% | .077 (1-13) | vs Southern 12/09/20 |
| | .080 (2-25) | vs Rice 11/05/19 |
| | .118 (2-17) | vs North Texas 11/12/19 |
| | .125 (2-16) | vs Montana 11/16/19 |
| | .154 (2-13) | vs North Texas 11/28/20 |
| | .167 (2-12) | at Georgia Tech 11/25/19 |
| FEWEST FT | 3 | vs Mississippi Valley 11/25/20 |
| | 7 | vs Southern 12/09/20 |
| | 7 | vs North Texas 11/12/19 |
| | 7 | vs Valparaiso 12/21/19 |
| | 8 | vs Montana 11/16/19 |
| FEWEST FTA | 6 | vs Mississippi Valley 11/25/20 |
| | 10 | vs Southern 12/09/20 |
| | 11 | vs Valparaiso 12/21/19 |
| | 13 | vs Georgia 01/09/21 |
| | 12 | vs Central Arkansas 12/12/20 |
| | 12 | vs North Texas 11/12/19 |
| LOWEST FT% | .500 (9-18) | at Indiana 12/29/19 |
| | .515 (17-33) | vs South Carolina 01/29/20 |
| | .545 (12-22) | vs Vanderbilt 01/15/20 |
| | .571 (8-14) | vs Montana 11/16/19 |
| | .579 (11-19) | vs Texas Southern 11/19/19 |
| FEWEST REBS | 27 | vs Rice 11/05/19 |
| | 28 | at Tennessee 01/06/21 |
| | 28 | vs Abilene Christian 12/20/20 |
| | 28 | vs Mississippi State 02/15/20 |
| | 30 | vs Georgia 01/09/21 |
| | 30 | vs UT Arlington 12/02/20 |
| | 30 | vs South Dakota 11/22/19 |
| | 30 | vs Austin Peay 12/03/19 |
| | 30 | vs Vanderbilt 01/15/20 |
| FEWEST OFF REBS | 4 | vs Mississippi State 02/15/20 |
| | 4 | vs Vanderbilt 01/15/20 |
| | 5 | vs South Carolina 01/29/20 |
| | 5 | vs Northern Kentucky 11/30/19 |
| FEWEST DEF REBS | 20 | vs Abilene Christian 12/20/20 |
| | 20 | vs UT Arlington 12/02/20 |
| | 20 | vs Tennessee 02/26/20 |
| | 20 | vs Austin Peay 12/03/19 |
| | 21 | vs TCU 01/25/20 |
| | 21 | vs Rice 11/05/19 |
| | 22 | at Tennessee 01/06/21 |
| | 22 | vs Mississippi Valley 11/25/20 |
| | 22 | vs Vanderbilt 03/11/20 |
| FEWEST ASSISTS | 5 | Southern 12/09/20 |
| | 6 | at Ole Miss 01/11/20 |
| | 6 | at Missouri 02/08/20 |
| | 7 | vs Rice 11/05/19 |
| | 7 | at Georgia Tech 11/25/19 |
| | 7 | at Florida 02/18/20 |
| FEWEST STEALS | 0 | vs Vanderbilt 01/15/20 |
| | 1 | at LSU 01/08/20 |
| | 2 | at Georgia 02/29/20 |
| | 3 | 8x last Missouri 01/02/21 |
| FEWEST BLOCKS | 0 | vs Georgia 01/09/21 |
| | 0 | Southern 12/09/20 |
| | 0 | vs North Texas 11/12/19 |
| | 0 | vs Austin Peay 12/03/19 |
| | 1 | 9x last vs Missouri 01/02/21 |
| FEWEST TO | 5 | at Tennessee 01/06/21 |
| | 7 | vs Lipscomb 12/05/20 |
| | 9 | at Mississippi State 01/22/20 |
| | 10 | at Georgia 02/29/20 |
| | 10 | vs LSU 03/04/20 |
| FEWEST FOULS | 12 | at Tennessee 01/06/21 |
| | 12 | vs Central Arkansas 12/12/20 |
| | 15 | vs South Dakota 11/22/19 |
| | 15 | vs Texas A&M 01/04/20 |
| | 15 | at Mississippi State 01/22/20 |
| | 15 | at Texas A&M 03/07/20 |
| | 16 | 3x |

| MUSS TEAMS IN THE NCAA/CONFERENCE STATS | 2015-16 | 2016-17 | 2017-18 | 2018-19 | 2019-20 |
|---|----------|----------|----------|---------|----------|
| 3-pt FG Att | 176 / 8 | 37 / 2 | 29 / 2 | 51 / 2 | 115 / 5 |
| A-Turnover Ratio | 232 / 9 | 13 / 1 | 2 / 1 | 15 / 1 | 140 / 4 |
| Assists/Gm | 220 / 9 | 32 / 1 | 27 / 2 | 75 / 3 | 226 / 10 |
| Blocks/Gm | 7 / 1 | 64 / 3 | 74 / 2 | 100 / 2 | 84 / 9 |
| Def Reb/Gm | 19 / 1 | 31 / 2 | 92 / 6 | 31 / 2 | 287 / 12 |
| Fewest Fouls | 342 / 11 | 105 / 3 | 253 / 9 | 184 / 6 | 322 / 12 |
| Fewest TO | 335 / 11 | 59 / 1 | 24 / 1 | 21 / 1 | 59 / 1 |
| FG Pct | 251 / 9 | 146 / 5 | 60 / 3 | 68 / 4 | 147 / 6 |
| FG Pct Defense | 28 / 2 | 120 / 7 | 140 / 4 | 42 / 3 | 169 / 12 |
| FT Attempts | 2 / 1 | 13 / 1 | 16 / 2 | 16 / 1 | 8 / 2 |
| FT Made | 1 / 1 | 24 / 2 | 9 / 2 | 17 / 1 | 3 / 1 |
| FT Pct | 43 / 2 | 159 / 6 | 66 / 2 | 167 / 6 | 102 / 6 |
| Off Reb/Gm | 76 / 2 | 132 / 3 | 255 / 7 | 205 / 6 | 325 / 14 |
| Fouls/Gm | 275 / 8 | 35 / 1 | 95 / 1 | 126 / 3 | 311 / 11 |
| Reb Margin | 4 / 2 | 72 / 1 | 232 / 81 | 97 / 3 | 342 / 14 |
| Scoring Defense | 177 / 5 | 151 / 6 | 191 / 6 | 55 / 1 | 185 / 9 |
| Scoring Margin | 117 / 5 | 39 / 1 | 27 / 1 | 9 / 1 | 70 / 4 |
| Scoring Offense | 113 / 5 | 37 / 1 | 18 / 2 | 28 / 1 | 56 / 5 |
| Steals/Gm | 98 / 3 | 262 / 8 | 174 / 6 | 172 / 4 | 41 / 1 |
| 3 Pt FG Defense | 59 / 2 | 18 / 2 | 20 / 1 | 113 / 3 | 1 / 1 |
| 3 PT FG/Game | 323 / 11 | 33 / 2 | 31 / 3 | 74 / 3 | 143 / 4 |
| 3 PT FG Pct | 314 / 11 | 42 / 1 | 26 / 2 | 155 / 6 | 175 / 5 |
| 3 PT FGM | 251 / 9 | 22 / 2 | 15 / 2 | 59 / 2 | 129 / 4 |
| Total Assists | 112 / 2 | 30 / 2 | 10 / 1 | 69 / 2 | 251 / 10 |
| Total Blocks | 3 / 1 | 50 / 3 | 44 / 1 | 88 / 2 | 81 / 7 |
| Total Rebounds | 2 / 1 | 25 / 3 | 44 / 2 | 63 / 2 | 306 / 14 |
| Total Rebs/Gm | 18 / 1 | 41 / 1 | 171 / 6 | 72 / 4 | 322 / 14 |
| Total Steals | 40 / 3 | 208 / 9 | 85 / 2 | 157 / 4 | 34 / 1 |
| Turnover Margin | 184 / 5 | 169 / 7 | 22 / 2 | 22 / 1 | 9 / 1 |
| Turnovers Forced | 154 / 5 | 306 / 10 | 191 / 6 | 127 / 3 | 29 / 1 |
| Fewest TO/Gm | 208 / 7 | 26 / 2 | 4 / 1 | 13 / 1 | 47 / 1 |
| W-L Pct | 93 / 3 | 17 / 1 | 17 / 1 | 7 / 1 | 89 / 5 |



JUSTIN SMITH

Gr.Sr. | F | 6-7 | 230

Buffalo Grove, Ill. | Indiana Univ.



@justinsmith3_

@justinsmith3_

• **MADE THE AD'S HONOR ROLL (GPA BETWEEN 3.5-3.99) FOR FALL 2020**

• **Rated the 11th-best Graduate Transfer in the Nation by TheStadium.com.**

• Played in all of Indiana's 98 games (with 73 starts) over the previous three years ... Led the team in minutes and steals in 2019-20 ... Earned **2019 Academic All-Big Ten**.

• Injured his right ankle in the first half at Auburn ... While he return in the first half, he did not play the second half and is he is questionable for Missouri.

• Scored the first points of the game in each of the first four games and all within the first 13 seconds of the game.

• 2nd on the team and **11th in SEC in overall rebound average** (7.1).

• Had 10 off rebs vs ORU ... **41st in NCAA/3rd in SEC in offensive boards** (3.44).

2020-21 HIGHLIGHTS:

- Scored Arkansas' first points of the 2020-21 season ... Finished with 13 — with 3 dunks — versus Mississippi Valley and tied career high with three steals.
- Led the Razorbacks with 18 points versus North Texas, making 2-of-3 from 3-point range, while adding six rebounds and three steals.
- Tied for the team lead with nine rebounds, including six offensive boards.
- Had two dunk versus Southern — Both making ESPN's Top 10 Plays.
- Posted **Double-Double versus Oral Roberts** ... Led all players with 22 points and a **career-high 17 rebounds**, including 10 offensive boards ... first Razorback with at least 22 points and 17 rebounds since Nick Davis had 22 points and 23 boards on Nov. 21, 1997 versus Jackson State.... Most rebounds by a Razorback since Mike Washington had 18 versus Florida in the 2009 SEC Tournament.
- Followed that with a 10-rebound performance versus Abilene Christian.
- Only played 11:47 at Auburn due to injury but had four points, four rebounds and an assist before exiting.

Arkansas head coach Eric Musselman announced prior to the Missouri game (Jan. 2) that graduate senior forward Justin Smith would be out three-to-six weeks after having successful right ankle arthroscopic debridement surgery on Jan. 1

Smith injured his ankle during the first half of Arkansas' SEC opener at Auburn (Wednesday - Dec. 30). While he returned to the floor in the first half, he sat out the second half in the 97-85 win.

JUSTIN SMITH 2020-21 GAME STATS

| Opponent | Date | GS | Min | FG | FGA | Pct | 3FG | 3A | Pct | FT | FTA | Pct | O | D | Tot | Avg | PF | FO | A | TO | Blk | Stl | Pts | Avg | |
|--------------------|----------|---------|-----|-----|-----|------|------|----|------|------|-----|-------|------|----|-----|-----|-----|----|---|----|-----|-----|-----|------|------|
| MISSISSIPPI VALLEY | 11/25/20 | * | 20 | 6 | 9 | .667 | 0 | 0 | .000 | 1 | 3 | .333 | 3 | 1 | 4 | 4.0 | 0 | 0 | 2 | 0 | 0 | 3 | 13 | 13.0 | |
| NORTH TEXAS | 11/28/20 | * | 36 | 7 | 13 | .538 | 2 | 3 | .667 | 2 | 6 | .333 | 3 | 3 | 6 | 5.0 | 2 | 0 | 1 | 2 | 1 | 3 | 18 | 15 | |
| UT ARLINGTON | 12/02/20 | * | 35 | 4 | 15 | .267 | 0 | 2 | .000 | 3 | 4 | .750 | 6 | 3 | 9 | 6.3 | 3 | 0 | 2 | 2 | 0 | 1 | 11 | 14.0 | |
| LIPSCOMB | 12/05/20 | * | 18 | 3 | 5 | .600 | 0 | 1 | .000 | 3 | 4 | .750 | 1 | 5 | 6 | 6.3 | 1 | 0 | 0 | 2 | 1 | 0 | 9 | 12.8 | |
| SOUTHERN U. | 12/09/20 | * | 27 | 4 | 9 | .444 | 0 | 1 | .000 | 3 | 6 | .500 | 3 | 1 | 4 | 5.8 | 1 | 0 | 2 | 2 | 1 | 0 | 11 | 12.4 | |
| CENTRAL ARKANSAS | 12/12/20 | * | 27 | 6 | 14 | .429 | 0 | 3 | .000 | 0 | 0 | .000 | 1 | 3 | 4 | 5.5 | 4 | 0 | 1 | 2 | 2 | 0 | 12 | 13.7 | |
| ORAL ROBERTS | 12/20/20 | * | 39 | 9 | 20 | .450 | 0 | 3 | .000 | 4 | 5 | .800 | 10 | 7 | 17 | 7.1 | 2 | 0 | 0 | 3 | 1 | 2 | 22 | 13.7 | |
| ABILENE CHRISTIAN | 12/22/20 | * | 25 | 1 | 6 | .167 | 0 | 0 | .000 | 2 | 2 | 1.000 | 3 | 7 | 10 | 7.5 | 3 | 0 | 0 | 1 | 0 | 1 | 4 | 12.5 | |
| at Auburn | 12/30/20 | * | 12 | 2 | 3 | .667 | 0 | 0 | .000 | 0 | 2 | .000 | 1 | 3 | 4 | 7.1 | 1 | 0 | 1 | 1 | 0 | 0 | 4 | 11.6 | |
| MISSOURI | 01/02/21 | DNP-Inj | | | | | | | | | | | | | | | | | | | | | | | |
| at Tennessee | 01/06/21 | DNP-Inj | | | | | | | | | | | | | | | | | | | | | | | |
| GEORGIA | 01/09/21 | DNP-Inj | | | | | | | | | | | | | | | | | | | | | | | |
| Totals | | | 9 | 239 | 42 | 94 | .447 | 2 | 13 | .154 | 18 | 32 | .563 | 31 | 33 | 64 | 7.1 | 17 | 0 | 9 | 15 | 6 | 10 | 104 | 11.6 |

JUSTIN SMITH CAREER STATISTICS

| Year | GP | GS | Min | Avg | FG | FGA | Pct | 3FG | 3FGA | Pct | FT | FTA | Pct | Off | Def | Tot | Avg | PF | FO | Ass | TO | Blk | Stl | Pts | Avg |
|---------------|------------|-----------|-------------|-------------|------------|------------|-------------|-----------|-----------|-------------|------------|------------|-------------|------------|------------|------------|------------|------------|----------|-----------|------------|-----------|-----------|------------|------------|
| 2017-18 (IND) | 31 | 9 | 463 | 14.9 | 82 | 149 | .550 | 3 | 10 | .300 | 33 | 49 | .673 | 43 | 55 | 98 | 3.2 | 58 | 1 | 7 | 34 | 10 | 7 | 200 | 6.5 |
| 2018-19 (IND) | 35 | 32 | 866 | 24.7 | 122 | 246 | .496 | 7 | 32 | .219 | 36 | 70 | .514 | 61 | 95 | 156 | 4.5 | 84 | 1 | 28 | 65 | 15 | 22 | 287 | 8.2 |
| 2019-20 (IND) | 32 | 32 | 971 | 30.3 | 127 | 258 | .492 | 10 | 38 | .263 | 70 | 104 | .673 | 62 | 103 | 165 | 5.2 | 66 | 0 | 29 | 50 | 10 | 31 | 334 | 10.4 |
| 2020-21 (ARK) | 9 | 9 | 239 | 26.6 | 42 | 94 | .447 | 2 | 13 | .154 | 18 | 32 | .563 | 31 | 33 | 64 | 7.1 | 17 | 0 | 9 | 15 | 6 | 10 | 104 | 11.6 |
| TOTAL | 107 | 82 | 2539 | 23.7 | 373 | 747 | .499 | 22 | 93 | .237 | 157 | 255 | .616 | 197 | 286 | 483 | 4.5 | 225 | 2 | 73 | 164 | 41 | 70 | 925 | 8.6 |

Effort. Energy. Enthusiasm.

- Born: Mar. 1, 1999 in Highland Park, Ill.
- Parents: Edward and Lucy Smith
- Graduated in just 3 years from Indiana's Kelley School of Business (B.S.B.) - Spring of 2020
- Pursuing his master's in operations management at the University of Arkansas.
- Favorite TV show is The Office and he binge-watched Ozark during the pandemic

DOUBLE-DOUBLES (5)

| FRESHMAN | | (1) |
|----------------------------|--------|--------|
| 11/12/17 • HOWARD | 16 pts | 12 reb |
| SOPHOMORE | | (2) |
| 01/22/19 • at Northwestern | 10 pts | 12 reb |
| 02/02/19 • at Michigan St | 13 pts | 10 reb |
| JUNIOR | | (1) |
| 12/13/19 • NEBRASKA | 16 pts | 10 reb |
| SENIOR | | (1) |
| 12/20/20 • ORAL ROBERTS | 22 pts | 17 reb |

| |
|--------------------------------------|
| • 175 pts to 1,000 |
| • 17 rebs to 500 |
| • Led his team in Pts:6 |
| • Led his team in Rebs:12 |
| • CAREER: Double-figure Pts:39 |
| 20-pt gms:5 |
| Double-figure Rebs:7 |

PERSONAL BESTS

| POINTS | |
|-----------------|-------------------------------------|
| Season: 22 | vs Oral Roberts (12/20/20) |
| Career: 24 (2x) | last vs Western Illinois (11/05/21) |
| SEC: 4 | at Auburn (12/30/20) |

| FG MADE | |
|------------|--------------------------------|
| Season: 9 | vs Oral Roberts (12/20/20) |
| Career: 11 | vs Western Illinois (11/05/21) |
| SEC: 2 | at Auburn (12/30/20) |

| FG ATTEMPTED | |
|--------------|----------------------------|
| Season: 20 | vs Oral Roberts (12/20/20) |
| Career: 20 | vs Oral Roberts (12/20/20) |
| SEC: 3 | at Auburn (12/30/20) |

| 3-POINT FG MADE | |
|-----------------|------------------------------|
| Season: 2 | vs North Texas (11/28/20) |
| Career: 3 | vs Michigan State (03/02/19) |
| SEC: - | |

| 3-PT FG ATTEMPTS | |
|------------------|---------------------------------|
| Season: 3 (3x) | last vs Oral Roberts (12/20/20) |
| Career: 9 | vs Michigan State (03/02/19) |
| SEC: - | |

| FT MADE | |
|-----------|----------------------------|
| Season: 4 | vs Oral Roberts (12/20/20) |
| Career: 6 | vs Nebraska (12/13/19) |
| SEC: - | |

| FT ATTEMPTED | |
|--------------|---------------------------|
| Season: 6 | vs North Texas (11/28/20) |
| Career: 10 | vs Nebraska (12/13/19) |
| SEC: 2 | at Auburn (12/30/20) |

| REBOUNDS | |
|------------|----------------------------|
| Season: 17 | vs Oral Roberts (12/20/20) |
| Career: 17 | vs Oral Roberts (12/20/20) |
| SEC: 4 | at Auburn (12/30/20) |

| ASSISTS | |
|----------------|---------------------------------|
| Season: 2 (2x) | last vs UT Arlington (12/02/20) |
| Career: 4 | vs Ohio State (01/11/20) |
| SEC: 1 | at Auburn (12/30/20) |

| STEALS | |
|----------------|--------------------------------|
| Season: 3 (2x) | last vs North Texas (11/28/20) |
| Career: 3 (8x) | last vs North Texas (11/28/20) |
| SEC: - | |

| BLOCKED SHOTS | |
|---------------|--------------------------------|
| Season: 2 | vs Central Arkansas (12/20/20) |
| Career: 3 | at Michigan State (02/02/19) |
| SEC: - | |

| MINUTES | |
|---------------|---------------------------|
| Season: 38:40 | vs North Texas (11/28/20) |
| Career: 40:17 | vs Nebraska (12/13/19) |
| SEC: 11:47 | at Auburn (12/30/20) |



JD NOTAE

R-Jr. | 6 | 6-1 | 195

Covington, Ga. | Jacksonville Univ. @jdnotae @dimebagnotae

1

- Born: Oct. 27, 1998 in Covington, Ga.
- Mother: Stacy Notae
- Scored 929 points in two seasons at Jacksonville
- 1st to contact Notae when entered transfer portal was Coach Muss at Nevada ... When Muss came Arkansas, Notae came on official visit, "I like what they had, a lot of togetherness."

- Rated the 29th-best "Sit-Out" Transfer in the Nation by ESPN.com for the 2020-21 season.
- Sat out the 2019-20 season at Arkansas due to NCAA transfer regulations.
- Played in 60 games in two seasons at Jacksonville, totaling 929 points ... Was second team All-ASUN as a sophomore and ASUN Freshman of the Year.

- 10th in the SEC in scoring (15.4 ppg)
- Ranks among the SEC top 10 in FG Made (6th with 60) FT Made (8th with 41) 3PT Made (4th with 24).
- TALE OF 2 HALVES: 1st Half 4th leading scorer (4.9 ppg) FG: 22-59 (37.3%) 3PT: 8-28 (28.6%)
2nd Half leading scorer (10.5 ppg) FG: 38-83 (45.8%) 3PT: 16-43 (37.2%)

- Ranks 8th in the SEC in free throw pct (.788).
- Is 19-of-23 from the line in four SEC games — Was 22-of-29 in the first eight games combined.
- Scored in double figures in 11 of 12 games, including nine straight

2020-21 HIGHLIGHTS:

- Had a game-high seven assists with five rebounds in the season opener.
- Had 16 points and six rebounds versus North Texas, hitting a 3-pointer from the Razorback snout near mid-court.
- Scored his 1,000th career point (5:09 of 2nd half) versus Central Arkansas ... Had a game-high 22 points, including 17 in the second half, adding three steals and six assists with just one turnover.
- Did not make a 3-pointer versus Oral Roberts but finished with 15 pts, 5 rebs, three assists and tied career-high with three blocked shots ... Made a career-high seven free throws (7-of-8) ... Started the second half and had a Plus-Minus of +16 for the game (was -7 in the first half).
- Scored 19 in the win over Abilene Christian, including 17 in the second half ... Made two key 3-pointers — one to put Arkansas up 12 with 3:05 left another to seal the win 1:23 left.
- Scored 21 in the win at Auburn, including 19 in the second half ... Made a career-high seven free throws and had a season-high four assists.
- Led the team with 19 points at Tennessee (season-best 63.6% shooting 7-of-11 FG) ... Added four rebounds and three assists

TRIPLE-DOUBLES (1)

01/09/19 • at Kennesaw State Pts-Reb-Assst 15-10-10

DOUBLE-DOUBLES (5)

SOPHOMORE (3)

01/05/19 • Lipscomb ^ 12 pts 13 reb

01/09/19 • at Kennesaw State ^* 15 pts 10 reb

01/30/19 • Stetson 16 pts 14 reb

^ - back-to-back games * - part of a triple double

FRESHMAN (2)

11/26/17 • Gardner-Webb 17 pts 10 reb

12/09/17 • Florida National 14 pts 10 reb

• Scored 1,000th Point vs UCA (12/20/20)

• Led his team in Pts: 34

• Led his team in Rebs: 16

• CAREER: Double-figure Pts: 58

20-pt gms: 17

Gms with a 3PT FG: 60

Gms with 3+ 3PT FG: 21

PERSONAL BESTS

POINTS

Season: 22 vs Central Arkansas (12/12/20)

Career: 40 vs Florida Memorial (11/21/18)

SEC: 21 at Auburn (12/30/20)

FG MADE

Season: 8 vs Central Arkansas (12/20/20)

Career: 16 vs Florida Memorial (11/21/18)

SEC: 6 (2x) last vs Missouri (01/02/21)

FG ATTEMPTED

Season: 18 (2x) last vs Missouri (01/02/21)

Career: 23 at NC State (12/22/17)

SEC: 18 vs Missouri (01/02/21)

3-POINT FG MADE

Season: 4 vs Central Arkansas (12/12/20)

Career: 5 (6x) last vs FGCU (03/01/19)

SEC: 3 vs Georgia (01/09/21)

3-PT FG ATTEMPTS

Season: 10 vs Central Arkansas (12/12/20)

Career: 14 vs FGCU (03/01/19)

SEC: 6 at Auburn (12/30/21)

FT MADE

Season: 7 (2x) last at Auburn (12/30/20)

Career: 7 (2x) last at Auburn (12/30/20)

SEC: 7 at Auburn (12/30/20)

FT ATTEMPTED

Season: 9 at Auburn (12/30/20)

Career: 9 (2x) last at Auburn (12/30/20)

SEC: 9 at Auburn (12/30/20)

REBOUNDS

Season: 6 vs North Texas (11/28/20)

Career: 14 vs Stetson (01/30/19)

SEC: 3 at Auburn (12/30/20)

ASSISTS

Season: 7 vs Mississippi Valley State (11/25/20)

Career: 10 at Kennesaw State (01/09/19)

SEC: 3 vs Missouri (01/02/21)

STEALS

Season: 3 vs Central Arkansas (12/12/20)

Career: 5 (2x) at FGCU (02/02/19)

SEC: 4 at Auburn (12/30/20)

BLOCKED SHOTS

Season: 3 vs Oral Roberts (12/20/20)

Career: 3 (4x) last vs Oral Roberts (12/20/20)

SEC: 2 at Auburn (12/30/20)

MINUTES

Season: 31:23 vs Missouri (01/02/21)

Career: 46 vs Gardner-Webb (11/26/17)

SEC: 31:23 vs Missouri (01/02/21)

JD NOTAE 2020-21 GAME STATS

| Opponent | Date | GS | Min | FG | FGA | Pct | 3FG | 3A | Pct | FT | FTA | Pct | O | D | Tot | Avg | PF | FO | A | TO | Blk | Stl | Pts | Avg |
|--------------------|----------|----|-----|----|------|------|-----|------|------|----|-------|------|---|----|-----|-----|----|----|----|----|-----|-----|------|------|
| MISSISSIPPI VALLEY | 11/25/20 | 24 | 3 | 7 | .429 | 2 | 5 | .400 | 5 | 8 | .625 | 2 | 3 | 5 | 5.0 | 4 | 0 | 7 | 1 | 0 | 0 | 13 | 13.0 | |
| NORTH TEXAS | 11/28/20 | 24 | 6 | 14 | .429 | 2 | 8 | .250 | 2 | 4 | .500 | 2 | 4 | 6 | 5.5 | 2 | 0 | 3 | 3 | 0 | 1 | 16 | 14.5 | |
| UT ARLINGTON | 12/02/20 | 12 | 1 | 5 | .200 | 1 | 3 | .333 | 2 | 2 | 1.000 | 0 | 2 | 2 | 4.3 | 0 | 0 | 1 | 1 | 0 | 0 | 5 | 11.3 | |
| LIPSCOMB | 12/05/20 | 22 | 5 | 12 | .417 | 2 | 7 | .286 | 0 | 0 | .000 | 1 | 3 | 4 | 4.3 | 5 | 1 | 1 | 3 | 0 | 0 | 12 | 11.5 | |
| SOUTHERN U. | 12/09/20 | 15 | 5 | 11 | .455 | 2 | 8 | .250 | 0 | 1 | .000 | 0 | 2 | 2 | 3.8 | 1 | 0 | 0 | 0 | 0 | 1 | 12 | 11.6 | |
| CENTRAL ARKANSAS | 12/12/20 | 27 | 8 | 18 | .444 | 4 | 10 | .400 | 2 | 2 | 1.000 | 0 | 2 | 2 | 3.5 | 1 | 0 | 6 | 1 | 1 | 3 | 22 | 13.3 | |
| ORAL ROBERTS | 12/20/20 | 30 | 4 | 13 | .308 | 0 | 6 | .000 | 7 | 8 | .875 | 0 | 5 | 5 | 3.7 | 2 | 0 | 3 | 2 | 3 | 1 | 15 | 13.6 | |
| ABILENE CHRISTIAN | 12/22/20 | 21 | 6 | 12 | .500 | 3 | 6 | .500 | 4 | 4 | 1.000 | 0 | 2 | 2 | 3.5 | 3 | 0 | 1 | 3 | 0 | 1 | 19 | 14.3 | |
| at Auburn | 12/30/20 | 27 | 6 | 12 | .500 | 2 | 6 | .333 | 7 | 9 | .778 | 0 | 3 | 3 | 3.4 | 1 | 0 | 2 | 2 | 2 | 4 | 21 | 15.0 | |
| MISSOURI | 01/02/21 | 31 | 6 | 18 | .333 | 1 | 4 | .250 | 6 | 7 | .857 | 1 | 2 | 3 | 3.4 | 4 | 0 | 1 | 4 | 0 | 2 | 19 | 15.4 | |
| at Tennessee | 01/06/21 | 28 | 7 | 11 | .636 | 2 | 4 | .500 | 3 | 3 | 1.000 | 0 | 4 | 4 | 3.5 | 1 | 0 | 3 | 4 | 0 | 0 | 19 | 15.7 | |
| GEORGIA | 01/09/21 | 16 | 3 | 9 | .333 | 3 | 4 | .750 | 3 | 4 | .750 | 0 | 0 | 0 | 3.2 | 1 | 0 | 0 | 2 | 0 | 0 | 12 | 15.4 | |
| Totals | | 0 | 277 | 60 | 142 | .423 | 24 | 71 | .338 | 41 | 52 | .788 | 6 | 32 | 38 | 3.2 | 25 | 1 | 28 | 26 | 6 | 13 | 185 | 15.4 |

JD NOTAE CAREER STATISTICS

| Year | GP | GS | Min | Avg | FG | FGA | Pct | 3FG | 3FGA | Pct | FT | FTA | Pct | Off | Def | Tot | Avg | PF | FO | Ast | TO | Blk | Stl | Pts | Avg |
|--|----|----|------|------|-----|-----|------|-----|------|------|-----|-----|------|-----|-----|-----|-----|-----|----|-----|-----|-----|-----|------|------|
| 2017-18 (JACK) | 28 | 28 | 879 | 31.4 | 159 | 388 | .410 | 49 | 121 | .405 | 65 | 93 | .699 | 28 | 103 | 131 | 4.7 | 60 | 2 | 54 | 72 | 14 | 49 | 432 | 15.4 |
| 2018-19 (JACK) | 32 | 23 | 932 | 29.1 | 177 | 415 | .427 | 62 | 194 | .320 | 81 | 111 | .730 | 29 | 168 | 197 | 6.2 | 76 | 4 | 109 | 106 | 14 | 52 | 497 | 15.5 |
| 2019-20 - REDSHIRTED AT ARK (TRANSFER) | | | | | | | | | | | | | | | | | | | | | | | | | |
| 2020-21 (ARK) | 12 | 0 | 277 | 23.1 | 60 | 142 | .423 | 24 | 71 | .338 | 41 | 52 | .788 | 6 | 32 | 38 | 3.2 | 25 | 1 | 28 | 26 | 6 | 13 | 185 | 15.4 |
| TOTAL | 72 | 51 | 2088 | 29.0 | 396 | 945 | .419 | 135 | 386 | .350 | 187 | 256 | .730 | 63 | 303 | 366 | 5.1 | 161 | 7 | 191 | 204 | 34 | 114 | 1114 | 15.5 |

VANCE JACKSON JR.

Gr.Sr. / F / 6-9 / 238

Pasadena, Calif. / New Mexico



- Rated the 8th-best Grad Transfer in the Nation by CBSSports.com — 18th-best by Stadium.com — 32nd-best by ESPN.com
- Played his freshman season at UConn — on AAC All-Rookie Team — before transferring to New Mexico ... Scored 990 points in his first three collegiate seasons (92 games with 65 starts)

- For his career has scored 1,063 points and grabbed 531 rebounds.

In his last two games:

| | | | | |
|---------------|----------------------|-----------------|-----------------|---------------------|
| at UT: | 14 pts | 5-10 FG | 3-6 3PT | 9 reb |
| vs UGA: | 15 pts | 5-10 FG | 4-5 3PT | 2 reb |
| TOTALS | 29 pts (14.5) | 10-20 FG | 7-11 3PT | 11 reb (5.5) |

2020-21 HIGHLIGHTS:

- Eclipsed 1,000 career points and 500 career rebounds, getting 15 and seven respectively, in season-opening win vs Mississippi Valley ... Made four treys during a 28-0 run in the first half ... Finished 4-of-6 from 3PT.
- After back-to-back games with no points, scored 10 in the win versus Lipscomb, making a pair of 3-pointers.

- Played 22 minutes versus Abilene Christian (22; high of 23 vs Lipscomb) ... Had two assists and his first two blocked shots of the season.
- Had a breakout game at Tennessee ... Played a season-high 33 minutes ... Scored 14 points (2nd-best of the season) with a season-best nine rebounds (all defensive) ... Made 3-of-6 from 3-point range and added nine rebounds.
- Followed that by scoring 15 points —making 4-of-5 from 3-point range — in the win over Georgia.

| VANCE JACKSON 2020-21 GAME STATS | | | | | | | | | | | | | | | | | | | | | | | | |
|----------------------------------|----------|----|-----|-----|-----|------|------|----|------|------|-----|-------|------|---|-----|-----|-----|----|---|----|-----|-----|-----|------|
| Opponent | Date | GS | Min | FG | FGA | Pct | 3FG | 3A | Pct | FT | FTA | Pct | O | D | Tot | Avg | PF | FO | A | TO | Blk | Stl | Pts | Avg |
| MISSISSIPPI VALLEY | 11/25/20 | * | 15 | 5 | 9 | .556 | 4 | 6 | .667 | 1 | 1 | 1.000 | 2 | 5 | 7 | 7.0 | 0 | 0 | 0 | 1 | 0 | 0 | 15 | 15.0 |
| NORTH TEXAS | 11/28/20 | | 9 | 0 | 2 | .000 | 0 | 2 | .000 | 0 | 0 | .000 | 0 | 0 | 0 | 3.5 | 0 | 0 | 0 | 0 | 0 | 0 | 0 | 7.5 |
| UT ARLINGTON | 12/02/20 | | 20 | 0 | 5 | .000 | 0 | 3 | .000 | 0 | 0 | .000 | 1 | 4 | 5 | 4.0 | 0 | 0 | 1 | 3 | 0 | 0 | 0 | 5.0 |
| LIPSCOMB | 12/05/20 | | 23 | 3 | 9 | .333 | 2 | 7 | .286 | 2 | 2 | 1.000 | 0 | 3 | 3 | 3.8 | 0 | 0 | 1 | 1 | 0 | 0 | 10 | 6.3 |
| SOUTHERN U. | 12/09/20 | | 14 | 1 | 4 | .250 | 1 | 4 | .250 | 0 | 0 | .000 | 2 | 0 | 2 | 3.4 | 2 | 0 | 2 | 1 | 0 | 0 | 3 | 5.6 |
| CENTRAL ARKANSAS | 12/12/20 | | 13 | 3 | 4 | .750 | 0 | 0 | .000 | 0 | 0 | .000 | 0 | 0 | 0 | 2.8 | 3 | 0 | 1 | 0 | 0 | 1 | 6 | 5.7 |
| ORAL ROBERTS | 12/20/20 | | 10 | 1 | 3 | .333 | 1 | 3 | .333 | 2 | 4 | .500 | 1 | 3 | 4 | 3.0 | 1 | 0 | 2 | 0 | 0 | 1 | 5 | 5.6 |
| ABILENE CHRISTIAN | 12/22/20 | | 22 | 2 | 5 | .400 | 1 | 4 | .250 | 0 | 0 | .000 | 0 | 3 | 3 | 3.0 | 1 | 0 | 2 | 0 | 2 | 0 | 5 | 5.5 |
| at Auburn | 12/30/20 | | 12 | 0 | 2 | .000 | 0 | 2 | .000 | 0 | 0 | .000 | 0 | 2 | 2 | 2.9 | 1 | 0 | 1 | 0 | 0 | 0 | 0 | 4.9 |
| MISSOURI | 01/02/21 | | 1 | 0 | 0 | .000 | 0 | 0 | .000 | 0 | 0 | .000 | 0 | 0 | 0 | 2.6 | 0 | 0 | 0 | 0 | 0 | 0 | 0 | 4.4 |
| at Tennessee | 01/06/21 | | 33 | 5 | 10 | .500 | 3 | 6 | .500 | 1 | 2 | .500 | 0 | 9 | 9 | 3.2 | 2 | 0 | 1 | 0 | 0 | 0 | 14 | 5.3 |
| GEORGIA | 01/09/21 | * | 25 | 5 | 10 | .500 | 4 | 5 | .800 | 1 | 2 | .500 | 0 | 2 | 2 | 3.1 | 3 | 0 | 2 | 2 | 0 | 0 | 15 | 6.1 |
| Totals | | | 2 | 197 | 25 | 63 | .397 | 16 | 42 | .381 | 7 | 11 | .636 | 6 | 31 | 37 | 3.1 | 13 | 0 | 13 | 8 | 2 | 73 | 6.1 |

| VANCE JACKSON JR. CAREER STATISTICS | | | | | | | | | | | | | | | | | | | | | | | | | |
|-------------------------------------|-----|----|------|------|-----|-----|------|-----|------|------|-----|-----|------|-----|-----|-----|-----|-----|----|-----|-----|-----|-----|------|------|
| Year | GP | GS | Min | Avg | FG | FGA | Pct | 3FG | 3FGA | Pct | FT | FTA | Pct | Off | Def | Tot | Avg | PF | FO | Ast | TO | Blk | Stl | Pts | Avg |
| 2016-17 (UConn) | 32 | 21 | 835 | 26.1 | 79 | 193 | .409 | 50 | 126 | .397 | 50 | 74 | .676 | 22 | 101 | 123 | 3.8 | 74 | 2 | 44 | 42 | 5 | 10 | 258 | 8.1 |
| 2017-18 - REDSHIRTED | | | | | | | | | | | | | | | | | | | | | | | | | |
| 2018-19 (UNM) | 32 | 16 | 887 | 27.8 | 137 | 338 | .405 | 57 | 172 | .331 | 89 | 137 | .650 | 42 | 182 | 224 | 7.0 | 60 | 1 | 85 | 80 | 4 | 35 | 420 | 13.1 |
| 2019-20 (UNM) | 28 | 28 | 756 | 27.1 | 101 | 224 | .414 | 50 | 146 | .342 | 60 | 84 | .714 | 34 | 113 | 147 | 5.3 | 51 | 0 | 36 | 59 | 9 | 28 | 312 | 11.1 |
| 2020-21 (ARK) | 12 | 2 | 197 | 16.4 | 25 | 63 | .397 | 16 | 42 | .381 | 7 | 11 | .636 | 6 | 31 | 37 | 3.1 | 13 | 0 | 13 | 8 | 2 | 2 | 73 | 6.1 |
| TOTAL | 104 | 67 | 2675 | 25.7 | 342 | 818 | .418 | 173 | 486 | .356 | 206 | 306 | .673 | 104 | 427 | 531 | 5.1 | 198 | 3 | 178 | 189 | 20 | 75 | 1063 | 10.2 |

- Born Aug. 20, 1997 in Pasadena, Calif. Parents: Desiree Temple and Vance Jackson Sr.
- Graduated from New Mexico - Spring of 2020, B.A. in interpersonal communication
- Pursuing his master's in adult and lifelong learning at the University of Arkansas.
- If he could have played with any former Razorback, it would have been Joe Johnson.

DOUBLE-DOUBLES (8)

SOPHOMORE (5)

| | | |
|------------------------------|--------|--------|
| 11/13/18 • IONA | 18 pts | 12 reb |
| 01/05/19 • NEVADA | 18 pts | 10 reb |
| 01/12/19 • at Colorado State | 18 pts | 12 reb |
| 01/19/19 • WYOMING | 13 pts | 10 reb |
| 03/09/19 • at Wyoming | 13 pts | 11 reb |

JUNIOR (3)

| | | |
|------------------------------|----------|--------|
| 01/01/20 • at San Jose State | % 25 pts | 13 reb |
| 01/07/20 • FRESNO STATE | % 29 pts | 13 reb |
| 03/04/20 • vs San Jose State | 26 pts | 12 reb |

% - consecutive games

- Scored 1,000th Pt and Grabbed 500th Reb vs Miss Valley State (12/25/20)
- Led his team in Pts: 13
- Led his team in Rebs: 3
- CAREER: Double-figure Pts: 54
- 20-pt gms: 8
- Gms with 3+ 3PT FG: 28
- Double-figure Rebs: 5

PERSONAL BESTS

POINTS

| | |
|-----------------|----------------------------|
| Season: 15 (2x) | last vs Georgia (01/09/21) |
| Career: 30 | vs Fresno State (02/02/19) |
| SEC: 15 | vs Georgia (01/09/21) |

FG MADE

| | |
|----------------|--------------------------------|
| Season: 6 | vs Georgia (01/09/21) |
| Career: 9 (3x) | last vs San Jose St (03/04/20) |
| SEC: 6 | vs Georgia (01/09/21) |

FG ATTEMPTED

| | |
|-----------------|--------------------------------|
| Season: 10 (2x) | last vs Georgia (01/09/21) |
| Career: 16 (2x) | last vs San Jose St (03/04/20) |
| SEC: 10 (2x) | last vs Georgia (01/09/21) |

3-POINT FG MADE

| | |
|----------------|----------------------------|
| Season: 4 (2x) | vs Georgia (01/09/21) |
| Career: 6 (2x) | last vs Wyoming (02/08/20) |
| SEC: 4 | vs Georgia (01/09/21) |

3-PT FG ATTEMPTS

| | |
|-----------------|------------------------------|
| Season: 6 (2x) | at Tennessee (01/06/21) |
| Career: 11 (2x) | last at Air Force (02/26/20) |
| SEC: 6 | at Tennessee (01/06/21) |

FT MADE

| | |
|----------------|---------------------------------|
| Season: 2 (2x) | last vs Oral Roberts (12/20/20) |
| Career: 10 | vs Fresno State (02/02/19) |
| SEC: 1 (2x) | last vs Georgia (01/09/21) |

FT ATTEMPTED

| | |
|-------------|----------------------------|
| Season: 4 | vs Oral Roberts (12/20/20) |
| Career: 11 | vs Fresno State (02/02/19) |
| SEC: 2 (2x) | last vs Georgia (01/09/21) |

REBOUNDS

| | |
|-----------------|----------------------------|
| Season: 9 | at Tennessee (01/06/21) |
| Career: 13 (2x) | vs Fresno State (01/07/20) |
| SEC: 9 | at Tennessee (01/06/21) |

ASSISTS

| | |
|----------------|----------------------------|
| Season: 2 (4x) | last vs Georgia (01/09/21) |
| Career: 7 | vs Nevada (01/05/19) |
| SEC: 2 | vs Georgia (01/09/21) |

STEALS

| | |
|----------------|---------------------------------|
| Season: 1 (2x) | last vs Oral Roberts (12/20/20) |
| Career: 4 | vs Wyoming (03/13/19) |
| SEC: - | |

BLOCKED SHOTS

| | |
|----------------|--------------------------------------|
| Season: 2 | vs Abilene Christian (12/22/20) |
| Career: 2 (3x) | last vs Abilene Christian (12/20/20) |
| SEC: - | |

MINUTES

| | |
|---------------|--------------------------|
| Season: 33:25 | at Tennessee (01/06/21) |
| Career: 37:30 | vs Utah State (03/05/20) |
| SEC: 33:25 | at Tennessee (01/06/21) |



DESI SILLS

Jr. | 6 | 6-2 | 200

Jonesboro, Ark | Jonesboro HS



@desisills3



@desisills3

3

- Born Dec. 29, 1998 in Jonesboro
- Parents: Desi and Shawna Sills
- 1 of 3 Hogs to play all 66 UA games over the last 2 yrs (w/ Adrio Bailey & Jalen Harris)
- "I have to be honest, I have to thank the quarantine because I fell out of love, the enjoyment of the game. I fell back in love with the game, the process and the grind."

•MADE THE DEPARTMENT'S HONOR ROLL (GPA BETWEEN 3.0-3.49) FOR FALL 2020

• Voted Preseason All-SEC second team by the league's coaches

- Leads the SEC in total steals (21) ... 7th in steals/gm (1.75) ... Has at least one steal in 10 of 12 games and at least two steals in 6.
- Leads the team in deflections with 67.

2020-21 HIGHLIGHTS:

- Scored 19 in the season opener, tying career high for FG made, going 8-of-10 from the field (2-of-3 3PT) ... Scored 12 in the second half, including seven to start the period as Arkansas out-scored MVSU 16-0 over the first 2:56 minutes.
- Had 14 versus North Texas, going 5-of-8 at the free throw line.
- Tied a career high with four steals versus UT Arlington.
- Had his best career assist-to-turnover game versus Southern with five helpers and zero turnovers ... Added 11 points (3-of-5

from 3-point range).

- Posted his **first career Double-Double** versus Oral Roberts with 16 points and a **career-high 10 rebounds** ... Added two assists, a steal and a blocked shot ... Led the team in Plus/Minus (+18).
- Had 18 versus Abilene Christian, including 16 in the first half as Arkansas raced out to a 22-point lead in the period ... Added two assists and two steals.
- Scored a **career-high 23 points** at Auburn, making 4-of-5 from 3-point range ... Also led th team (tied) with six rebounds, including four on offense.



DOUBLE-DOUBLES (1)

JUNIOR (1)
12/20/20 • ORAL ROBERTS 16 pts 10 reb

| | |
|------------------------------------|----|
| • Led the Razorbacks in Pts:..... | 3 |
| • Led the Razorbacks in Rebs:..... | 3 |
| • CAREER: Double-figure Pts:..... | 28 |
| 20-pt gms:..... | 4 |
| Gms with a 3PT FG:..... | 43 |
| Gms with 3+ 3PT FG:..... | 13 |
| Gms with 5+ Assists:..... | 5 |
| Gms with Double-Digit Rebs..... | 1 |

PERSONAL BESTS

POINTS

Season: 23 at Auburn (12/30/20)
Career: 23 at Auburn (12/30/20)
SEC: 23 at Auburn (12/30/20)

FG MADE

Season: 8 (2x) at Auburn (12/30/20)
Career: 8 (3x) last at Auburn (12/30/20)
SEC: 8 (2x) last at Auburn (12/30/20)

FG ATTEMPTED

Season: 15 at Auburn (12/30/20)
Career: 15 (3x) last at Auburn (12/30/20)
SEC: 15 at Auburn (12/30/20)

3-POINT FG MADE

Season: 4 at Auburn (12/30/20)
Career: 5 vs Vanderbilt (03/11/20)
SEC: 4 (3x) last at Auburn (12/30/20)

3-PT FG ATTEMPTS

Season: 7 at Auburn (12/30/20)
Career: 8 (2x) last at Tennessee (02/11/20)
SEC: 8 at Tennessee (02/11/20)

FT MADE

Season: 6 vs Abilene Christian (12/22/20)
Career: 6 vs Abilene Christian (12/22/20)
SEC: 5 (3x) last at Tennessee (02/11/20)

FT ATTEMPTED

Season: 7 vs Abilene Christian (12/20/20)
Career: 8 (4x) last vs LSU (03/04/20)
SEC: 8 (4x) last vs LSU (03/04/20)

REBOUNDS

Season: 10 vs Oral Roberts (12/20/20)
Career: 10 vs Oral Roberts (12/20/20)
SEC: 7 vs Vanderbilt (01/15/20)

ASSISTS

Season: 5 Southern (12/09/20)
Career: 6 vs FIU (12/01/18)
SEC: 5 vs LSU (01/12/19)

STEALS

Season: 4 vs UT Arlington (12/02/20)
Career: 4 (2x) last vs UT Arlington (12/02/20)
SEC: 4 vs Auburn (02/04/20)

BLOCKED SHOTS

Season: 1 (4x) last at Auburn (12/30/20)
Career: 1 (8x) last at Auburn (12/30/20)
SEC: 1 at Auburn (12/30/20)

MINUTES

Season: 37:26 vs Missouri (01/02/21)
Career: 40:50 vs Auburn (02/04/20)
SEC: 40:50 vs Auburn (02/04/20)

DESI SILLS 2020-21 GAME STATS

| Opponent | Date | GS | Min | FG | FGA | Pct | 3FG | 3A | Pct | FT | FTA | Pct | O | D | Tot | Avg | PF | FO | A | TO | Blk | Stl | Pts | Avg | |
|--------------------|----------|----|-----|-----|-----|------|------|----|------|------|-----|-------|------|----|-----|-----|-----|----|---|----|-----|-----|-----|------|------|
| MISSISSIPPI VALLEY | 11/25/20 | * | 19 | 8 | 10 | .800 | 2 | 3 | .667 | 1 | 1 | 1.000 | 1 | 1 | 2 | 2.0 | 0 | 0 | 2 | 0 | 0 | 3 | 19 | 19.0 | |
| NORTH TEXAS | 11/28/20 | * | 36 | 4 | 7 | .571 | 1 | 3 | .333 | 5 | 8 | .625 | 0 | 3 | 3 | 2.5 | 2 | 0 | 1 | 5 | 0 | 1 | 14 | 16.5 | |
| UT ARLINGTON | 12/02/20 | * | 31 | 1 | 6 | .167 | 0 | 3 | .000 | 1 | 2 | .500 | 1 | 2 | 3 | 2.7 | 2 | 0 | 2 | 1 | 0 | 4 | 3 | 12.0 | |
| LIPSCOMB | 12/05/20 | * | 13 | 2 | 4 | .500 | 1 | 2 | .500 | 1 | 2 | .500 | 0 | 4 | 4 | 3.0 | 0 | 0 | 2 | 0 | 0 | 0 | 6 | 10.5 | |
| SOUTHERN U. | 12/09/20 | * | 21 | 4 | 7 | .571 | 3 | 5 | .600 | 0 | 1 | .000 | 0 | 3 | 3 | 3.0 | 0 | 0 | 5 | 0 | 1 | 1 | 11 | 10.6 | |
| CENTRAL ARKANSAS | 12/12/20 | * | 30 | 7 | 12 | .583 | 1 | 3 | .333 | 2 | 3 | .667 | 2 | 1 | 3 | 3.0 | 4 | 0 | 4 | 2 | 1 | 3 | 17 | 11.7 | |
| ORAL ROBERTS | 12/20/20 | * | 34 | 6 | 13 | .462 | 1 | 4 | .250 | 3 | 4 | .750 | 4 | 6 | 10 | 4.0 | 3 | 0 | 2 | 1 | 1 | 1 | 16 | 12.3 | |
| ABILENE CHRISTIAN | 12/22/20 | * | 27 | 5 | 11 | .455 | 2 | 6 | .333 | 6 | 7 | .857 | 0 | 3 | 3 | 3.9 | 4 | 0 | 2 | 2 | 0 | 2 | 18 | 13.0 | |
| at Auburn | 12/30/20 | * | 35 | 8 | 15 | .533 | 4 | 7 | .571 | 3 | 6 | .500 | 4 | 2 | 6 | 4.1 | 0 | 0 | 2 | 2 | 1 | 2 | 23 | 14.1 | |
| MISSOURI | 01/02/21 | * | 37 | 1 | 10 | .100 | 0 | 4 | .000 | 4 | 6 | .667 | 1 | 3 | 4 | 4.1 | 3 | 0 | 2 | 0 | 0 | 3 | 6 | 13.3 | |
| at Tennessee | 01/06/21 | * | 18 | 0 | 1 | .000 | 0 | 1 | .000 | 0 | 0 | .000 | 2 | 0 | 2 | 3.9 | 2 | 0 | 0 | 3 | 0 | 0 | 0 | 12.1 | |
| GEORGIA | 01/09/21 | * | 23 | 3 | 8 | .375 | 1 | 2 | .500 | 1 | 1 | 1.000 | 0 | 5 | 5 | 4.0 | 3 | 0 | 2 | 1 | 0 | 1 | 8 | 11.8 | |
| Totals | | | 11 | 324 | 49 | 104 | .471 | 16 | 43 | .372 | 27 | 41 | .659 | 15 | 33 | 48 | 4.0 | 23 | 0 | 26 | 17 | 4 | 21 | 141 | 11.8 |

DESI SILLS CAREER STATISTICS

| Year | GP | GS | Min | Avg | FG | FGA | Pct | 3FG | 3FGA | Pct | FT | FTA | Pct | Off | Def | Tot | Avg | PF | FO | Asst | TO | Blk | Stl | Pts | Avg |
|--------------|----|----|------|------|-----|-----|------|-----|------|------|-----|-----|------|-----|-----|-----|-----|-----|----|------|-----|-----|-----|-----|------|
| 2018-19 | 34 | 8 | 576 | 16.9 | 55 | 125 | .440 | 29 | 63 | .460 | 40 | 57 | .702 | 12 | 31 | 43 | 1.3 | 68 | 2 | 58 | 53 | 0 | 21 | 179 | 5.3 |
| 2019-20 | 32 | 24 | 997 | 31.2 | 117 | 275 | .425 | 47 | 143 | .329 | 59 | 91 | .648 | 20 | 75 | 95 | 3.0 | 96 | 4 | 39 | 44 | 5 | 30 | 340 | 10.6 |
| 2020-21 | 12 | 11 | 324 | 27.0 | 49 | 104 | .471 | 16 | 43 | .372 | 27 | 41 | .659 | 15 | 33 | 48 | 4.0 | 23 | 0 | 26 | 17 | 4 | 21 | 141 | 11.8 |
| TOTAL | 78 | 43 | 1897 | 24.3 | 221 | 504 | .438 | 92 | 249 | .369 | 126 | 189 | .667 | 47 | 139 | 186 | 2.4 | 187 | 6 | 123 | 114 | 9 | 72 | 660 | 8.5 |

DAVONTE "DEVO" DAVIS

G / Fr. | 6-3 | 180

Jacksonville, Ark. | Jacksonville HS

4

@MrDevoBuckets

@devofor3

•MADE THE DEPARTMENT'S HONOR ROLL (GPA BETWEEN 3.0-3.49) FOR FALL 2020

- Won the dunk contest during the team's Red-White game.
- High energy guy off the bench ... Praised for his ability to get loose balls and offensive rebound ... Has a knack for scoring in the lane and off the bounce.
- After a strong performance at Auburn (combined with the injury to Justin Smith), earned his first career start versus Missouri ... Also started versus Georgia.
- Led the team with 10 deflections at Auburn and nine versus Missouri ... Added 10 vs Georgia.

2020-21 HIGHLIGHTS

- Scored five points with three rebounds and two assists in his collegiate debut vs Mississippi Valley State.
- Added four points and three boards versus Lipscomb.
- Led the team with 14 points versus Southern, adding seven rebounds in 16:20 minutes played ... Made his first career triple and was 3-of-3 at the free throw line.
- Sparked Arkansas with his play off the bench versus Oral Roberts ... 1 of 4 players with a Plus-Minus in double figures (+10).
- Saw playing time increase at Auburn due to Justin Smith injury ... Made four "game-winning" plays during a decisive 10-0 run to help secure win: **PLAY 1:** With Arkansas up two, 76-74, tipped a loose rebound to Connor Vanover that led to two free throws by Moses Moody ... **PLAY 2:** With Arkansas up four, 78-74, got the offensive rebound off Desi Sills FT miss that led to a JD Notae layup ... **PLAY 3:** With Arkansas now up six, 80-74, made a steal in what **ESPN analyst Jimmy Dykes called "the best defensive play of the year."** The steal led to a fastbreak and two made free throws by Connor Vanover ... **PLAY 4:**

With Arkansas now up eight, 82-74, sank a jumper from the left elbow as the shot clock was winding down to cap the 10-0 run.

• In his first career start (vs Missouri Jan. 2), had four rebounds and a career-high three steals.

• Was impressive on both ends of the floor in the win over Georgia ... Scored a **season-high 20 points** with seven rebounds, six assists and two steals ... Also did a good job guarding UGA point guard Sahvir Wheeler ... Had 10 deflections and tied Moses Moody with a Plus-Minus of +33 for the game.

- Born Sept. 24, 2001 in Jacksonville
- Mother: Terrie Davis / Grandmother Yvette Davis
- Consensus 4-star ... 2020 ADG Player of the Year ... 4x first team All-State
- Wants to open a zoo to educate people about animals ... biggest hobby is fishing.
- His dream team: LeBron James, Paul George, Kevin Garnett and Giannis Antetokounmpo

| | |
|-------------------------------------|---|
| • Led the Razorbacks in Pts:..... | 1 |
| • Led the Razorbacks in Rebs: | - |
| • CAREER: Double-figure Pts:..... | 2 |
| 20-pt gms:..... | 1 |
| Gms with a 3PT FG: | 2 |
| Gms with 3+ 3PT FG: | - |
| Gms with 5+ Rebs: | 2 |

| DAVONTE DAVIS 2020-21 GAME STATS | | | | | | | | | | | | | | | | | | | |
|----------------------------------|----------|------|-----|----|-------|------|-----|-------|------|----|-------|------|----|----|-----|-----|----|----|----|
| Opponent | Date | GS | Min | FG | FGA | Pct | 3FG | 3A | Pct | FT | FTA | Pct | O | D | Tot | Avg | PF | FO | A |
| MISSISSIPPI VALLEY | 11/25/20 | 12 | 2 | 5 | .400 | 0 | 1 | .000 | 1 | 1 | 1.000 | 1 | 2 | 3 | 3.0 | 1 | 0 | 2 | 1 |
| NORTH TEXAS | 1/28/20 | DNP | | | | | | | | | | | | | | | | | |
| UT ARLINGTON | 12/02/20 | DNP | | | | | | | | | | | | | | | | | |
| LIPSCOMB | 12/05/20 | 15 | 2 | 2 | 1.000 | 0 | 0 | .000 | 0 | 0 | .000 | 2 | 1 | 3 | 3.0 | 2 | 0 | 1 | 1 |
| SOUTHERN U. | 12/09/20 | 16 | 5 | 8 | .625 | 1 | 1 | 1.000 | 3 | 3 | 1.000 | 3 | 4 | 7 | 4.3 | 1 | 0 | 2 | 1 |
| CENTRAL ARKANSAS | 12/12/20 | 7 | 0 | 1 | .000 | 0 | 0 | .000 | 0 | 0 | .000 | 0 | 1 | 1 | 3.5 | 0 | 0 | 0 | 0 |
| ORAL ROBERTS | 12/20/20 | 9 | 0 | 1 | .000 | 0 | 0 | .000 | 0 | 0 | .000 | 0 | 1 | 1 | 3.0 | 3 | 0 | 2 | 1 |
| ABILENE CHRISTIAN | 12/22/20 | 5 | 0 | 1 | .000 | 0 | 0 | .000 | 0 | 0 | .000 | 0 | 1 | 1 | 2.7 | 2 | 0 | 0 | 1 |
| at Auburn | 12/30/20 | 13 | 2 | 3 | .667 | 0 | 0 | .000 | 0 | 0 | .000 | 1 | 0 | 1 | 2.4 | 0 | 0 | 1 | 0 |
| MISSOURI | 01/02/21 | * 20 | 2 | 6 | .333 | 0 | 0 | .000 | 0 | 2 | .000 | 3 | 1 | 4 | 2.6 | 4 | 0 | 0 | 1 |
| at Tennessee | 01/06/21 | 5 | 1 | 2 | .500 | 0 | 0 | .000 | 0 | 0 | .000 | 0 | 0 | 0 | 2.3 | 1 | 0 | 0 | 1 |
| GEORGIA | 01/09/21 | * 37 | 9 | 14 | .643 | 1 | 2 | .500 | 1 | 1 | 1.000 | 1 | 6 | 7 | 2.8 | 4 | 0 | 6 | 3 |
| Totals | | 2 | 139 | 23 | 43 | .535 | 2 | 4 | .500 | 5 | 7 | .714 | 11 | 17 | 28 | 2.8 | 18 | 0 | 14 |

| PERSONAL BESTS | |
|-------------------------|----------------------------|
| POINTS | |
| Season: 20 | vs Georgia (01/09/21) |
| SEC: 20 | vs Georgia (01/09/21) |
| FG MADE | |
| Season: 9 | vs Georgia (01/09/21) |
| SEC: 9 | vs Georgia (01/09/21) |
| FG ATTEMPTED | |
| Season: 14 | vs Georgia (01/09/21) |
| SEC: 14 | vs Georgia (01/09/21) |
| 3-POINT FG MADE | |
| Season: 1 (2x) | vs Georgia (01/09/21) |
| SEC: 1 | vs Georgia (01/09/21) |
| 3-PT FG ATTEMPTS | |
| Season: 2 | vs Georgia (01/09/21) |
| SEC: 2 | vs Georgia (01/09/21) |
| FT MADE | |
| Season: 3 | vs Southern (12/09/20) |
| SEC: 1 | vs Georgia (01/09/21) |
| FT ATTEMPTED | |
| Season: 3 | vs Southern (12/09/20) |
| SEC: 2 | vs Missouri (01/02/21) |
| REBOUNDS | |
| Season: 7 (2x) | last vs Georgia (01/09/21) |
| SEC: 7 | vs Georgia (01/09/21) |
| ASSISTS | |
| Season: 6 | vs Georgia (01/09/21) |
| SEC: 6 | vs Georgia (01/09/21) |
| STEALS | |
| Season: 3 | vs Missouri (01/02/21) |
| SEC: 3 | vs Missouri (01/02/21) |
| BLOCKED SHOTS | |
| Season: - | |
| SEC: - | |
| MINUTES | |
| Season: 36:26 | vs Georgia (01/09/21) |
| SEC: 36:26 | vs Georgia (01/09/21) |

| DAVONTE DAVIS CAREER STATISTICS | | | | | | | | | | | | | | | | | | | |
|---------------------------------|----|----|-----|------|----|-----|------|-----|------|------|----|-----|------|-----|-----|-----|-----|----|----|
| Year | GP | GS | Min | Avg | FG | FGA | Pct | 3FG | 3FGA | Pct | FT | FTA | Pct | Off | Def | Tot | Avg | PF | FO |
| 2020-21 | 10 | 2 | 139 | 13.9 | 23 | 43 | .535 | 2 | 4 | .500 | 5 | 7 | .714 | 11 | 17 | 28 | 2.8 | 18 | 0 |

MOSES
MOODY@moses_moody3
@moses.2m

5

6 | Fr. | 6-6 | 205

Little Rock, Ark. | Montverde (Fla.) Academy



• MADE THE AD'S HONOR ROLL (GPA BETWEEN 3.5-3.99) FOR FALL 2020

- 1 of 3 in the SEC to average at least 15.0 ppg and 5.5 rpg ... MOODY (16.7 & 5.6) IS THE ONLY GUARD
- Leads the team in scoring, second on the team in steals and third in rebounds.
- Has current streak of 11-straight FT made and had streaks of 15 and 12 consecutive FT made this season.
- Ranks 24th in the NCAA in FT Made (54) and 35th in FT Att (67).
- Scored in double figures in 11 of 12 games (only had 6 at UT) ... Only Razorback to make a 3-pointer in all 12.
- Named SEC Freshman of the Week and College Sports Madness SEC Player of the Week (Dec. 7).
- Second the team in Plus-Minus at +210.

2020-21 HIGHLIGHTS

- Scored 19 in his collegiate debut — making 9-of-10 from the free throw line ... Added three steals.
- Went 6-of-6 at the free throw line to score 11 points, adding three steals, versus North Texas.
- Named SEC Freshman of the Week / College Sports Madness SEC Player of the Week (Dec. 7) ... Averaged 21 points, 8.5 rebounds and two assists in wins over UT Arlington and Lipscomb ... Made 70 percent of his shots from the field (14-of-20) — including 4-of-6 from 3-point range — while going 10-of-13 at the free throw line ... Had game highs with 24 points and nine rebounds versus UTA to become the first Razorback freshman since Bobby Portis in 2014 to have at least 24 and nine in a game ... Followed that with an 18-point, eight-rebound performance versus Lipscomb. Moody made 7-of-his-8 shots, including 2-of-3 from 3-point range, while adding three assists in just 24 minutes played.

including 2-of-3 from 3-point range, while adding three assists in just 24 minutes played.

- Led all scorers with 21 in the Abilene Christian win, making a season-high three 3's ... Was 6-of-8 at the FT line with two assists and two blocked shots.
- Led the team (tied) with six rebounds at Auburn ... Scored 16 points, including two early 3-pointers to set the tone in the win.
- Recorded his first career double-double versus Mizzou (1/2) with 18 points and career-high 10 rebounds ... Made a career-high four 3-pointers.
- Bounced back from Tennessee game (six pts) to score a season-high 25 points in the win over Georgia ... Had a team-best and season-best 11 deflections and tied Davonte Davis with a team-best Plus-Minus of +33.

MOODY IN THE SEC

| | |
|----------------------------|-------------------------------|
| 2nd in FT Made (54) | 2nd in Total Minutes (387:21) |
| 3rd in Total Points (200) | 3rd in FT Att (67) |
| 4th in Total 3's Made (24) | 5th in Total FG Made (61) |
| 6th in Total FG Att (133) | 7th in FG% (.806) |
| 8th in Scoring (16.7) | 8th in FG% (.459) |
| 8th in 3FGA (60) | 8th in Minutes (32:17) |
| 9th in 3's Made/GM (2.0) | 9th in Total Steals (15) |
| 11th in Double-Doubles (1) | 12th in Total Reb. (67) |
| 21st in Rebs/Gm (5.6) | 23rd in Total Blocks (7) |
| 25th in Steals/GM (1.25) | |

- Born May 31, 2002 in Little Rock
- Parents: Kareem and Rona Moody
- Consensus 4-star ... MaxPreps HM All-American
- Among incoming Frosh: Rated 37th by 247Sports, 42nd by ESPN and 53rd by Rivals
- Serves on Arkansas Athletics' African American S-A Leadership Council and SAAC.

DOUBLE-DOUBLES (1)

| FROSH | (1) |
|---------------------|---------------|
| 01/03/21 • MISSOURI | 18 pts 10 reb |

| | |
|-------------------------------------|--|
| • Led the Razorbacks in Pts:.....4 | |
| • Led the Razorbacks in Rebs:.....3 | |
| • CAREER: Double-figure Pts:.....11 | |
| Double-figure Rebs:.....1 | |
| 20-pt gms:.....3 | |
| Gms with a 3PT FG:.....11 | |
| Gms with 3+ 3PT FG:.....3 | |
| Gms with 3+ Steals:.....2 | |
| Gms with 5+ Rebs:.....7 | |

"He Beat the Streets"

An excerpt from an original poem by Moses Moody first performed for his senior speech at Montverde Academy Feb. 20, 2020.

When you see me, what's your first impression?

Are you willing to learn this lesson or are you distracted by my complexion?

An impoverished black male making his way out of the streets

Is the equivalent to a flower blooming through the concrete.

Full video:

<https://www.youtube.com/watch?v=oUSnmc7XhNM>

MOSES MOODY 2020-21 GAME STATS

| Opponent | Date | GS | Min | FG | FGA | Pct | 3FG | 3A | Pct | FT | FTA | Pct | O | D | Tot | Avg | PF | FO | A | TO | Blk | Stl | Pts | Avg | |
|--------------------|----------|----|-----|-----|-----|------|------|----|------|------|-----|-------|------|----|-----|-----|-----|----|---|----|-----|-----|-----|------|------|
| MISSISSIPPI VALLEY | 11/25/20 | * | 24 | 3 | 12 | .250 | 1 | 6 | .167 | 9 | 10 | .900 | 2 | 1 | 3 | 3.0 | 3 | 0 | 2 | 0 | 0 | 3 | 16 | 16.0 | |
| NORTH TEXAS | 11/28/20 | * | 29 | 2 | 9 | .222 | 1 | 4 | .250 | 6 | 6 | 1.000 | 1 | 1 | 2 | 2.5 | 1 | 0 | 1 | 1 | 1 | 3 | 11 | 13.5 | |
| UT ARLINGTON | 12/02/20 | * | 32 | 7 | 12 | .583 | 2 | 3 | .667 | 8 | 10 | .800 | 3 | 6 | 9 | 4.7 | 3 | 0 | 1 | 2 | 0 | 0 | 24 | 17.0 | |
| LIPSCOMB | 12/05/20 | * | 24 | 7 | 8 | .875 | 2 | 3 | .667 | 2 | 3 | .667 | 3 | 5 | 8 | 5.5 | 2 | 0 | 3 | 1 | 0 | 1 | 18 | 17.3 | |
| SOUTHERN U. | 12/09/20 | * | 26 | 5 | 10 | .500 | 2 | 4 | .500 | 0 | 0 | .000 | 3 | 2 | 5 | 5.4 | 1 | 0 | 2 | 2 | 1 | 0 | 12 | 16.2 | |
| CENTRAL ARKANSAS | 12/12/20 | * | 35 | 6 | 11 | .545 | 3 | 7 | .429 | 0 | 0 | .000 | 0 | 7 | 7 | 5.7 | 1 | 0 | 3 | 1 | 1 | 2 | 15 | 16.0 | |
| ORAL ROBERTS | 12/20/20 | * | 28 | 7 | 12 | .583 | 1 | 4 | .250 | 3 | 6 | .500 | 4 | 3 | 7 | 5.9 | 1 | 0 | 1 | 2 | 1 | 1 | 18 | 16.3 | |
| ABILENE CHRISTIAN | 12/22/20 | * | 37 | 6 | 10 | .600 | 3 | 5 | .600 | 6 | 8 | .750 | 3 | 1 | 4 | 5.6 | 1 | 0 | 2 | 0 | 2 | 0 | 21 | 16.9 | |
| at Auburn | 12/30/20 | * | 39 | 4 | 11 | .364 | 2 | 6 | .333 | 6 | 6 | 1.000 | 2 | 4 | 6 | 5.7 | 2 | 0 | 1 | 2 | 0 | 2 | 16 | 16.8 | |
| MISSOURI | 01/02/21 | * | 39 | 4 | 15 | .267 | 4 | 8 | .500 | 6 | 10 | .600 | 4 | 6 | 10 | 6.1 | 4 | 0 | 1 | 1 | 1 | 2 | 18 | 16.9 | |
| at Tennessee | 01/06/21 | * | 37 | 1 | 8 | .125 | 1 | 4 | .250 | 3 | 3 | 1.000 | 0 | 2 | 2 | 5.7 | 4 | 0 | 1 | 0 | 0 | 0 | 6 | 15.9 | |
| GEORGIA | 01/09/21 | * | 38 | 9 | 15 | .600 | 2 | 6 | .333 | 5 | 5 | 1.000 | 2 | 2 | 4 | 5.6 | 2 | 0 | 2 | 1 | 0 | 1 | 25 | 16.7 | |
| Totals | | | 12 | 388 | 61 | 133 | .459 | 24 | 60 | .400 | 54 | 67 | .806 | 27 | 40 | 67 | 5.6 | 25 | 0 | 20 | 13 | 7 | 15 | 200 | 16.7 |

PERSONAL BESTS

POINTS

Season: 25 vs Georgia (01/09/21)
SEC: 25 vs Georgia (01/09/21)

FG MADE

Season: 9 vs Georgia (01/09/21)
SEC: 9 vs Georgia (01/09/21)

FG ATTEMPTED

Season: 15 (2x) last vs Georgia (01/09/21)
SEC: 15 (2x) last vs Georgia (01/09/21)

3-POINT FG MADE

Season: 4 vs Missouri (01/02/21)
SEC: 4 vs Missouri (01/02/21)

3-PT FG ATTEMPTS

Season: 8 vs Missouri (01/02/21)
SEC: 8 vs Missouri (01/02/21)

FT MADE

Season: 9 vs Mississippi Valley State (11/25/20)
SEC: 6 (2x) last vs Missouri (01/02/21)

FT ATTEMPTED

Season: 10 (3x) last vs Missouri (01/02/21)
SEC: 10 vs Missouri (01/02/21)

REBOUNDS

Season: 10 vs Missouri (01/02/21)
SEC: 10 vs Missouri (01/02/21)

ASSISTS

Season: 3 (2x) last vs Central Arkansas (12/12/20)
SEC: 1 at Auburn (12/30/20)

STEALS

Season: 3 (2x) last vs North Texas (11/28/20)
SEC: 2 (2x) last vs Missouri (01/02/21)

BLOCKED SHOTS

Season: 2 vs Abilene Christian (12/20/20)
SEC: 1 (2x) vs Georgia (01/09/21)

MINUTES

Season: 38:29 vs Missouri (01/02/21)
SEC: 38:29 vs Missouri (01/02/21)

MOSES MOODY CAREER STATISTICS

| Year | GP | GS | Min | Avg | FG | FGA | Pct | 3FG | 3FGA | Pct | FT | FTA | Pct | Off | Def | Tot | Avg | PF | FO | Ast | TO | Blk | Stl | Pts | Avg |
|---------|----|----|-----|------|----|-----|------|-----|------|------|----|-----|------|-----|-----|-----|-----|----|----|-----|----|-----|-----|-----|------|
| 2020-21 | 12 | 12 | 388 | 32.3 | 61 | 133 | .459 | 24 | 60 | .400 | 54 | 67 | .806 | 27 | 40 | 67 | 5.6 | 25 | 0 | 20 | 13 | 7 | 15 | 200 | 16.7 |

JAYLIN WILLIAMS

Fr. / F / 6-10 / 245

Fort Smith, Ark. / Northside HS



@Jay_MWilliams_



@thejaylinwilliams_

10

•MADE THE DEPARTMENT'S HONOR ROLL (GPA BETWEEN 3.0-3.49) FOR FALL 2020

- Leads the team by taking six of the team's 20 charges this season, including two each versus UT Arlington and Georgia.
- Earned his first career start at Tennessee.
- On a per 40-minute basis, averages 13.2 rebounds, 10.6 points and 2.6 blocked shots.

2020-21 HIGHLIGHTS

- Had a game-high 10 rebounds, including eight defensively ... Just missed a double-double, scoring nine points (2-5 FG • 2-4 3PT).
- Scored six points with seven rebounds, including six on the defensive end, versus Lipscomb..
- Had two rebounds and an assist in 4:20 played at Auburn.
- Saw extended time versus Missouri and responded with eight points and two blocked shots.
- Earned his first career start at Tennessee ... Scored six points on 3-of-3 shooting
- Came off the bench versus Georgia ... Only scored two points but impacted the game in other areas ... Led the team with nine rebounds (four offensive), took two charges and had two assists with a steal and a blocked shot.

- Born June 29, 2002 in Fort Smith
- Consensus 4-star ... 2020 Gatorade Arkansas Player of the Year ... Top state prospect by 247
- Among incoming Frosh: Rated 56th by Rivals, 85th by 247Sports and 91st by ESPN
- If he could play with any former Razorback it would be Patrick Beverley or Corliss Williamson

- Led Razorbacks team in Rebs: 2
- CAREER: Double-figure Pts:..... -
- Double-figure Rebs:.....1
- 20-pt gms:.....-
- Gms with a 3PT Made 3
- Gms with 5+ Rebs: 3

| JAYLIN WILLIAMS 2020-21 GAME STATS | | | | | | | | | | | | | | | | | | | |
|------------------------------------|----------|-----|-----|----|-----|-------|-----|----|------|----|-----|-------|----|----|-----|------|----|----|---|
| Opponent | Date | GS | Min | FG | FGA | Pct | 3FG | 3A | Pct | FT | FTA | Pct | O | D | Tot | Avg | PF | FO | A |
| MISSISSIPPI VALLEY | 11/25/20 | 20 | | 3 | 5 | .600 | 2 | 4 | .500 | 1 | 1 | 1.000 | 2 | 8 | 10 | 10.0 | 0 | 0 | 1 |
| NORTH TEXAS | 1/28/20 | DNP | | | | | | | | | | | | | | | | | |
| UT ARLINGTON | 12/02/20 | 12 | | 0 | 0 | .000 | 0 | 0 | .000 | 0 | 0 | .000 | 1 | 2 | 3 | 6.5 | 0 | 0 | 0 |
| LIPSCOMB | 12/05/20 | 18 | | 2 | 5 | .400 | 1 | 3 | .333 | 1 | 1 | 1.000 | 1 | 6 | 7 | 6.7 | 4 | 0 | 1 |
| SOUTHERN U. | 12/09/20 | 13 | | 0 | 1 | .000 | 0 | 1 | .000 | 0 | 2 | .000 | 0 | 2 | 2 | 5.5 | 1 | 0 | 0 |
| CENTRAL ARKANSAS | 12/12/20 | 2 | | 0 | 0 | .000 | 0 | 0 | .000 | 2 | 2 | 1.000 | 2 | 0 | 2 | 4.8 | 0 | 0 | 0 |
| ORAL ROBERTS | 12/20/20 | DNP | | | | | | | | | | | | | | | | | |
| ABILENE CHRISTIAN | 12/22/20 | 4 | | 0 | 0 | .000 | 0 | 0 | .000 | 0 | 0 | .000 | 0 | 1 | 1 | 4.2 | 0 | 0 | 0 |
| at Auburn | 12/30/20 | 4 | | 0 | 0 | .000 | 0 | 0 | .000 | 0 | 0 | .000 | 1 | 1 | 2 | 3.9 | 2 | 0 | 0 |
| MISSOURI | 01/02/21 | 17 | | 3 | 6 | .500 | 1 | 4 | .250 | 1 | 1 | 1.000 | 1 | 2 | 3 | 3.8 | 2 | 0 | 0 |
| at Tennessee | 01/06/21 | * | 14 | 3 | 3 | 1.000 | 0 | 0 | .000 | 0 | 0 | .000 | 0 | 2 | 2 | 3.6 | 2 | 0 | 0 |
| GEORGIA | 01/09/21 | 20 | | 1 | 2 | .500 | 0 | 0 | .000 | 0 | 0 | .000 | 4 | 5 | 9 | 4.1 | 3 | 0 | 2 |
| Totals | | 1 | 124 | 12 | 22 | .545 | 4 | 12 | .333 | 5 | 7 | .714 | 12 | 29 | 41 | 4.1 | 14 | 0 | 5 |

PERSONAL BESTS

| | |
|-------------------------|--|
| POINTS | |
| Season: 9 | vs Mississippi Valley State (11/25/20) |
| SEC: 8 | vs Missouri (01/02/21) |
| FG MADE | |
| Season: 3 (3x) | last at Tennessee (01/06/21) |
| SEC: 3 (2x) | last at Tennessee (.1/06/21) |
| FG ATTEMPTED | |
| Season: 6 | vs Missouri (01/02/21) |
| SEC: 6 | vs Missouri (01/02/21) |
| 3-POINT FG MADE | |
| Season: 2 | vs Mississippi Valley State (11/25/20) |
| SEC: 1 | vs Missouri (01/02/21) |
| 3-PT FG ATTEMPTS | |
| Season: 4 (2x) | last vs Missouri (01/02/21) |
| SEC: 4 | vs Missouri (01/02/21) |
| FT MADE | |
| Season: 2 | vs Central Arkansas (12/20/20) |
| SEC: 1 | vs Missouri (01/02/21) |
| FT ATTEMPTED | |
| Season: 2 (2x) | last vs Central Arkansas (12/20/20) |
| SEC: 1 | vs Missouri (01/02/21) |
| REBOUNDS | |
| Season: 10 | vs Mississippi Valley State (11/25/20) |
| SEC: 9 | vs Georgia (01/09/21) |
| ASSISTS | |
| Season: 2 | vs Georgia (01/09/21) |
| SEC: 2 | vs Georgia (01/09/21) |
| STEALS | |
| Season: 1 (3x) | last vs Georgia (01/09/21) |
| SEC: 1 (2x) | last vs Georgia (01/09/21) |
| BLOCKED SHOTS | |
| Season: 2 (2x) | last vs Missouri (01/02/21) |
| SEC: 2 | vs Missouri (01/02/21) |
| MINUTES | |
| Season: 20:18 | vs Mississippi Valley State (11/25/20) |
| SEC: 19:31 | vs Georgia (01/09/21) |

JAYLIN WILLIAMS CAREER STATISTICS

| Year | GP | GS | Min | Avg | FG | FGA | Pct | 3FG | 3FGA | Pct | FT | FTA | Pct | Off | Def | Tot | Avg | PF | FO | Ast | TO | Blk | Stl | Pts | Avg |
|---------|----|----|-----|------|----|-----|------|-----|------|------|----|-----|------|-----|-----|-----|-----|----|----|-----|----|-----|-----|-----|-----|
| 2020-21 | 10 | 1 | 124 | 12.4 | 12 | 22 | .545 | 4 | 12 | .333 | 5 | 7 | .714 | 12 | 29 | 41 | 4.1 | 14 | 0 | 5 | 12 | 8 | 3 | 33 | 3.3 |

JALEN
TATE

Gr.Sr. | 6 | 6-6 | 175

Pickerington, Ohio /
Northern Kentucky

11

@jtate_the_great

@jalen_tate11

- Born June 18, 1998 in Toledo, Ohio
- Parents: Jermaine and Jenice Tate
- Graduated from Northern Kentucky - Spring of 2020 - B.A. in organizational leadership
- Pursuing his master's in adult and lifelong learning at the University of Arkansas
- If he could play with any former Razorback it would be Patrick Beverley.

- Rated the 5th-best Graduate Transfer in the Nation by NBCSports.com — 8th-best by 247Sports.com.
- Scored 950 points at NKU and finished in the NKU top 20 for career assists (285), steals (129) and blocked shots (53) ...
- Horizon League Defensive Player of the Year (2020) — 3x Horizon League All-Defensive Team (2018, 2019, 2020) — All-Horizon League Third Team (2020) — Horizon League Tournament MVP (2020) — 2x Horizon League All-Tournament Team (2019, 2020) — Horizon League All-Freshman Team (2018).
- Praised by Coach Musselman for his leadership on the floor and in huddles ... Usually assigned to defend the opponent's best offensive player.
- Has taken five of the team's 20 charges this season.
- Ranks 3rd in the SEC in assists (4.8) and is 2nd in assist-turnover ratio (2.0)
- Has 1,000-plus career points — 300-plus career assists — 8 rebounds from 400.
- Has two double-doubles this year (UCA and UGA) ... He had a combined 21 assists with one turnover in the two games.
- Has made a 3-pointer in three straight games ... Has made more 3's this year (10) than he did all of last season (8) on 18 fewer attempts.

2020-21 HIGHLIGHTS:

- Only played 17 minutes in the opener, but had 12 points, six assists, five rebounds and a steal.
- Scored just two points versus North Texas, but was praised by Coach Muss for his play in the win ... Namely, shutdown reigning C-USA Player of the Year Javon Hamlet to just 1-of-4 shooting from the field (0-0 from 3-point range) in 30 minutes.
- Stuffed the stat sheet versus UTA with 14 points, six rebounds, four assists, a steal and a blocked shot ... Also had the team's best plus/minus at +17.
- Tallied his third career double-double — first in points and assist — versus Central Arkansas with 17 points and a career-high 11 assists .. Had zero turnovers.
- Only played 27 minutes versus Abilene Christian, missing the final 10 minutes due to an ankle injury ... Had seven rebounds and five assists before exiting.
- Scored 12 at Auburn (5-of-8 FG) with three rebounds and four assists.
- Had 15 points (7-of-11 shooting), six assists and five rebounds at Tennessee.
- For the second-straight game, had 15 points but added 10 assists versus Georgia for his second double-double of the year ... Only committed one turnover in his 35 minutes played with two steals and four rebounds.

JALEN TATE 2020-21 GAME STATS

| Opponent | Date | GS | Min | FG | FGA | Pct | 3FG | 3A | Pct | FT | FTA | Pct | O | D | Tot | Avg | PF | FO | A | TO | Blk | Stl | Pts | Avg |
|--------------------|----------|----|-----|----|-----|------|-----|----|------|----|-----|-------|----|----|-----|-----|----|----|----|----|-----|-----|-----|------|
| MISSISSIPPI VALLEY | 11/25/20 | * | 17 | 4 | 7 | .571 | 2 | 3 | .667 | 2 | 3 | .667 | 1 | 4 | 5 | 5.0 | 3 | 0 | 6 | 2 | 0 | 1 | 12 | 12.0 |
| NORTH TEXAS | 11/28/20 | * | 26 | 1 | 5 | .200 | 0 | 0 | .000 | 0 | 0 | .000 | 2 | 2 | 4 | 4.5 | 4 | 0 | 2 | 3 | 0 | 1 | 2 | 7.0 |
| UT ARLINGTON | 12/02/20 | * | 33 | 6 | 12 | .500 | 1 | 3 | .333 | 1 | 1 | 1.000 | 3 | 3 | 6 | 5.0 | 2 | 0 | 4 | 1 | 1 | 1 | 14 | 9.3 |
| LIPSCOMB | 12/05/20 | * | 13 | 3 | 4 | .750 | 0 | 0 | .000 | 0 | 0 | .000 | 1 | 3 | 4 | 4.8 | 3 | 0 | 3 | 2 | 1 | 0 | 6 | 8.5 |
| SOUTHERN U. | 12/09/20 | * | 25 | 5 | 9 | .556 | 1 | 4 | .250 | 1 | 2 | .500 | 0 | 4 | 4 | 4.6 | 1 | 0 | 2 | 2 | 0 | 2 | 12 | 9.2 |
| CENTRAL ARKANSAS | 12/12/20 | * | 30 | 6 | 8 | .750 | 3 | 5 | .600 | 2 | 2 | 1.000 | 0 | 1 | 1 | 4.0 | 1 | 0 | 11 | 0 | 1 | 1 | 17 | 10.5 |
| ORAL ROBERTS | 12/20/20 | * | 39 | 4 | 10 | .400 | 0 | 1 | .000 | 0 | 0 | .000 | 3 | 3 | 6 | 4.3 | 4 | 0 | 4 | 5 | 0 | 1 | 8 | 10.1 |
| ABILENE CHRISTIAN | 12/22/20 | * | 26 | 3 | 8 | .375 | 0 | 2 | .000 | 2 | 4 | .500 | 5 | 2 | 7 | 4.6 | 2 | 0 | 5 | 4 | 0 | 1 | 8 | 9.9 |
| at Auburn | 12/30/20 | * | 29 | 5 | 8 | .625 | 0 | 1 | .000 | 2 | 2 | 1.000 | 0 | 3 | 3 | 4.4 | 4 | 0 | 4 | 2 | 0 | 2 | 12 | 10.1 |
| MISSOURI | 01/02/21 | * | 30 | 3 | 5 | .600 | 1 | 3 | .333 | 1 | 2 | .500 | 0 | 1 | 1 | 4.1 | 5 | 1 | 1 | 1 | 0 | 0 | 8 | 9.9 |
| at Tennessee | 01/06/21 | * | 30 | 7 | 11 | .636 | 1 | 2 | .500 | 0 | 1 | .000 | 0 | 5 | 5 | 4.2 | 4 | 0 | 6 | 6 | 0 | 1 | 15 | 10.4 |
| GEORGIA | 01/09/21 | * | 35 | 5 | 10 | .500 | 1 | 2 | .500 | 4 | 5 | .800 | 1 | 3 | 4 | 4.2 | 2 | 0 | 10 | 1 | 0 | 2 | 15 | 10.8 |
| Totals | | 12 | 333 | 52 | 97 | .536 | 10 | 26 | .385 | 15 | 22 | .682 | 16 | 34 | 50 | 4.2 | 35 | 1 | 58 | 29 | 3 | 13 | 129 | 10.8 |

DOUBLE-DOUBLES (4)

| SOPHOMORE | (1) |
|-----------------------------|---------------|
| 01/26/19 • MILWAUKEE | 13 pts 10 reb |
| JUNIOR | (1) |
| 01/31/20 • at Green Bay | 17 pts 12 reb |
| SENIOR | (2) |
| 12/20/20 • CENTRAL ARKANSAS | 17 pts 11 ast |
| 01/09/21 • GEORGIA | 15 pts 10 ast |

- Dished 300th career assist vs LIP (12/05/20)
- Scored 1,000th career point vs UCA (12/20)
- 8 rebs to 400
- Led his team in Pts: 12
- Led his team in Rebs: 6
- CAREER: Double-figure Pts: 53
- 20-pt gms: 6
- Gms with 5+ Assists: 25
- Gms with 3+ Steals: 11

PERSONAL BESTS

| POINTS | |
|--------------|--------------------------------|
| Season: 17 | vs Central Arkansas (12/20/20) |
| Career: 31 | vs IUPUI (02/14/20) |
| SEC: 15 (2x) | vs Georgia (01/09/21) |

| FG MADE | |
|------------|-------------------------|
| Season: 7 | at Tennessee (01/06/21) |
| Career: 11 | at Green Bay (02/14/20) |
| SEC: 7 | at Tennessee (01/06/21) |

| FG ATTEMPTED | |
|--------------|----------------------------|
| Season: 12 | vs UT Arlington (12/02/20) |
| Career: 19 | at Green Bay (02/14/20) |
| SEC: 11 | at Tennessee (01/06/21) |

| 3-PT FG MADE | |
|--------------|--------------------------------|
| Season: 3 | vs Central Arkansas (12/20/20) |
| Career: 4 | at Green Bay (02/14/20) |
| SEC: 1 (3x) | last vs Georgia (01/09/21) |

| 3-PT FG ATT | |
|----------------|-------------------------------------|
| Season: 5 | vs Central Arkansas (12/20/20) |
| Career: 5 (2x) | last vs Central Arkansas (12/20/20) |
| SEC: 3 | vs Missouri (01/02/21) |

| FT MADE | |
|------------|-------------------------|
| Season: 4 | vs Georgia (01/09/21) |
| Career: 10 | vs Green Bay (03/09/20) |
| SEC: 4 | vs Georgia (01/09/21) |

| FT ATTEMPTED | |
|--------------|-------------------------|
| Season: 5 | vs Georgia (01/09/21) |
| Career: 15 | vs Green Bay (03/09/20) |
| SEC: 5 | vs Georgia (01/09/21) |

| REBOUNDS | |
|------------|---------------------------------|
| Season: 7 | vs Abilene Christian (12/22/20) |
| Career: 12 | at Green Bay (01/31/20) |
| SEC: 4 | vs Georgia (01/09/21) |

| ASSISTS | |
|------------|--------------------------------|
| Season: 11 | vs Central Arkansas (12/20/20) |
| Career: 11 | vs Central Arkansas (12/20/20) |
| SEC: 10 | vs Georgia (01/09/21) |

| STEALS | |
|----------------|----------------------------|
| Season: 2 (3x) | last vs Georgia (01/09/21) |
| Career: 6 | vs IUPUI (02/14/20) |
| SEC: 2 (2x) | last vs Georgia (01/09/21) |

| BLOCKED SHOTS | |
|----------------|-------------------------------------|
| Season: 1 (3x) | last vs Central Arkansas (12/20/20) |
| Career: 3 (3x) | last at Detroit Mercy (01/05/19) |
| SEC: - | |

| MINUTES | |
|-----------------|-------------------------------|
| Season: 34:06 | vs Georgia (01/09/21) |
| Career: 36 (3x) | last vs Texas Tech (03/22/19) |
| SEC: 34:06 | vs Georgia (01/09/21) |

* - Granted medical redshirt in 2016-17 due to injury

JALEN TATE CAREER STATISTICS

| Year | GP | GS | Min | Avg | FG | FGA | Pct | 3FG | 3FGA | Pct | FT | FTA | Pct | Off | Def | Tot | Avg | PF | FO | Ass | TO | Blk | Stl | Pts | Avg |
|----------------|-----|----|------|------|-----|-----|------|-----|------|------|-----|-----|------|-----|-----|-----|-----|-----|----|-----|-----|-----|-----|------|------|
| 2016-17 (NKU)* | 8 | 8 | 150 | 18.8 | 14 | 34 | .418 | 1 | 10 | .100 | 8 | 24 | .333 | 4 | 12 | 16 | 2.0 | 24 | 1 | 13 | 10 | 2 | 7 | 37 | 4.6 |
| 2017-18 (NKU) | 32 | 31 | 731 | 22.8 | 71 | 151 | .470 | 6 | 28 | .214 | 35 | 55 | .634 | 9 | 63 | 72 | 2.3 | 102 | 3 | 65 | 37 | 19 | 44 | 183 | 5.7 |
| 2018-19 (NKU) | 31 | 23 | 837 | 27.0 | 159 | 295 | .539 | 24 | 59 | .407 | 83 | 136 | .610 | 30 | 106 | 136 | 4.4 | 92 | 1 | 128 | 76 | 21 | 37 | 425 | 13.7 |
| 2019-20 (NKU) | 22 | 20 | 666 | 30.3 | 112 | 231 | .485 | 8 | 44 | .182 | 73 | 108 | .676 | 34 | 84 | 118 | 5.4 | 66 | 1 | 79 | 60 | 11 | 41 | 305 | 13.9 |
| 2020-21 (ARK) | 12 | 12 | 333 | 27.8 | 52 | 97 | .536 | 10 | 26 | .385 | 15 | 22 | .682 | 16 | 34 | 50 | 4.2 | 35 | 1 | 58 | 29 | 3 | 13 | 129 | 10.8 |
| TOTAL | 105 | 94 | 2717 | 25.9 | 408 | 808 | .505 | 49 | 167 | .293 | 214 | 345 | .620 | 93 | 299 | 392 | 3.7 | 319 | 7 | 343 | 212 | 56 | 142 | 1079 | 10.3 |

KHALEN "KK" ROBINSON

Fr. | 6 | 6-0 | 175

Little Rock, Ark. | Oak Hill Academy

12

@onekrob2

@khal2n

•MADE THE DEPARTMENT'S HONOR ROLL (GPA BETWEEN 3.0-3.49) FOR FALL 2020

Had surgery to repair a one fracture on his right foot on Jan. 10, 2021 ... Will be out for rest of the season (at least four months)

2020-21 HIGHLIGHTS

• Scored 15 in collegiate debut (5-8 FG • 3-5 3PT) with three assists, three rebounds and a steal.

- Born Aug. 7, 2001 in Little Rock
- Parents: Kelvin and Rheagan Robinson
- Consensus 4-star ... 3x first team All-State (2x in Ark. and once in Va.)
- Among incoming Frosh: Rated 36th by 247Sports, 62nd by Rivals and 79th by ESPN
- If he could play with any former Razorback it would be Daniel Gafford

• **CAREER:** Double-figure Pts:.....1
20-pt gms:.....-
Gms with a 3PT FG:2
Gms with 3+ 3PT FG:1
Gms with 3+ Assists:.....1

KHALEN ROBINSON 2020-21 GAME STATS

| Opponent | Date | GS | Min | FG | FGA | Pct | 3FG | 3A | Pct | FT | FTA | Pct | O | D | Tot | Avg | PF | FO | A | TO | Blk | Stl | Pts | Avg |
|--------------------|----------|---------|-----|----|-------|------|-----|-------|------|----|-------|------|---|----|-----|-----|----|----|----|----|-----|-----|------|-----|
| MISSISSIPPI VALLEY | 11/25/20 | 18 | 5 | 8 | .625 | 3 | 5 | .600 | 2 | 2 | 1.000 | 0 | 2 | 2 | 2.0 | 0 | 0 | 3 | 1 | 0 | 1 | 15 | 15.0 | |
| NORTH TEXAS | 11/28/20 | 6 | 0 | 1 | .000 | 0 | 1 | .000 | 2 | 2 | 1.000 | 0 | 0 | 0 | 1.0 | 1 | 0 | 0 | 0 | 0 | 0 | 2 | 8.5 | |
| UT ARLINGTON | 12/02/20 | 13 | 1 | 1 | 1.000 | 1 | 1 | 1.000 | 0 | 0 | .000 | 0 | 0 | 0 | 0.7 | 5 | 1 | 1 | 0 | 0 | 0 | 3 | 6.7 | |
| LIPSCOMB | 12/05/20 | 21 | 2 | 6 | .333 | 1 | 3 | .333 | 0 | 0 | .000 | 0 | 2 | 2 | 1.0 | 3 | 0 | 4 | 0 | 0 | 1 | 5 | 6.3 | |
| SOUTHERN U. | 12/09/20 | 14 | 0 | 4 | .000 | 0 | 2 | .000 | 1 | 2 | .500 | 0 | 2 | 2 | 1.2 | 1 | 0 | 1 | 2 | 0 | 1 | 1 | 5.2 | |
| CENTRAL ARKANSAS | 12/12/20 | 2 | 0 | 0 | .000 | 0 | 0 | .000 | 0 | 0 | .000 | 0 | 0 | 0 | 1.0 | 0 | 0 | 0 | 1 | 0 | 0 | 0 | 4.3 | |
| ORAL ROBERTS | 12/20/20 | 2 | 0 | 0 | .000 | 0 | 0 | .000 | 0 | 0 | .000 | 0 | 1 | 1 | 1.0 | 2 | 0 | 0 | 0 | 1 | 0 | 0 | 3.7 | |
| ABILENE CHRISTIAN | 12/22/20 | 7 | 1 | 1 | 1.000 | 0 | 0 | .000 | 1 | 2 | .500 | 0 | 1 | 1 | 1.0 | 0 | 0 | 1 | 1 | 0 | 0 | 3 | 3.6 | |
| at Auburn | 12/30/20 | 2 | 0 | 0 | .000 | 0 | 0 | .000 | 0 | 0 | .000 | 0 | 0 | 0 | 0.9 | 1 | 0 | 0 | 0 | 0 | 0 | 0 | 3.2 | |
| MISSOURI | 01/02/21 | 2 | 0 | 0 | .000 | 0 | 0 | .000 | 0 | 0 | .000 | 0 | 0 | 0 | 0.8 | 1 | 0 | 0 | 0 | 0 | 0 | 0 | 2.9 | |
| at Tennessee | 01/06/21 | 5 | 0 | 0 | .000 | 0 | 0 | .000 | 0 | 0 | .000 | 0 | 2 | 2 | 0.9 | 2 | 0 | 1 | 1 | 0 | 0 | 0 | 2.6 | |
| GEORGIA | 01/09/21 | DNP-Inj | | | | | | | | | | | | | | | | | | | | | | |
| Totals | | 0 | 92 | 9 | 21 | .429 | 5 | 12 | .417 | 6 | 8 | .750 | 0 | 10 | 10 | 0.9 | 16 | 1 | 11 | 6 | 1 | 3 | 29 | 2.6 |

PERSONAL BESTS

| | | |
|-------------------------|-------------------------|--|
| POINTS | Season: 15 | vs Mississippi Valley State (11/25/20) |
| SEC: - | | |
| FG MADE | Season: 5 | vs Mississippi Valley State (11/25/20) |
| SEC: - | | |
| FG ATTEMPTED | Season: 8 | vs Mississippi Valley State (11/25/20) |
| SEC: - | | |
| 3-POINT FG MADE | Season: 3 | vs Mississippi Valley State (11/25/20) |
| SEC: - | | |
| 3-PT FG ATTEMPTS | Season: 5 | vs Mississippi Valley State (11/25/20) |
| SEC: - | | |
| FT MADE | Season: 2 (2x) | last vs North Texas (11/28/20) |
| SEC: - | | |
| FT ATTEMPTED | Season: 2 (3x) | last vs Southern (12/09/20) |
| SEC: - | | |
| REBOUNDS | Season: 3 | vs Lipscomb (12/05/20) |
| SEC: 2 | at Tennessee (01/06/21) | |
| ASSISTS | Season: 4 | vs Lipscomb (12/05/20) |
| SEC: 1 | at Tennessee (01/06/21) | |
| STEALS | Season: 1 | vs Mississippi Valley State (11/25/20) |
| SEC: - | | |
| BLOCKED SHOTS | Season: 1 | vs Oral Roberts (12/20/20) |
| SEC: - | | |
| MINUTES | Season: 20:36 | vs Mississippi Valley State (11/25/20) |
| SEC: 4:52 | at Tennessee (01/06/21) | |

KHALEN ROBINSON CAREER STATISTICS

| Year | GP | GS | Min | Avg | FG | FGA | Pct | 3FG | 3FGA | Pct | FT | FTA | Pct | Off | Def | Tot | Avg | PF | FO | Asst | TO | Blk | Stl | Pts | Avg |
|---------|----|----|-----|-----|----|-----|------|-----|------|------|----|-----|------|-----|-----|-----|-----|----|----|------|----|-----|-----|-----|-----|
| 2020-21 | 11 | 0 | 92 | 8.4 | 9 | 21 | .429 | 5 | 12 | .417 | 6 | 8 | .750 | 0 | 10 | 10 | 0.9 | 16 | 1 | 11 | 6 | 1 | 3 | 29 | 2.6 |

ABAYOMI "BAYBE" IYIOLA 22

R-Jr. / F | 6-9 | 230
Atlanta, Ga. | Stetson Univ.

@abosticall
baybe_iyiola

• Had knee (right) surgery in the summer ... Began practicing with the team on Dec. 26.

• Played two seasons at Stetson University, transferring to Arkansas for the 2019-20 season ... Originally from Nigeria but played all four years of high school at Greenforest Academy ... Led the Hatters in both scoring (10.8 avg.) and rebounding (7.6 avg.) in 2018-19 and was named to the 2018 ASUN All-Freshman team.

- Born: Jan. 20, 1998 in Ibadan, Nigeria
- Parents: Son of Lasisi and Alirat Iyiola
- Pronounced **ah-BAH-yum-Mee EE-EE-oh-la ... Goes by Baybe (pronounced Bay-bey)**
- In 2 yrs at Stetson, led the Hatters in scoring 10x and rebounding 38x
- Member of SAAC ... Had knee surgery in summer of 2020 and will be out until Jan. 2021

• 66 rebs to 400
• Led his team in Pts: 10
• Led his team in Rebs: 38
• CAREER: Double-figure Pts: 33
20-pt gms: 3
Double-figure Rebs: 14
Games with 3+ Blks: 3

DOUBLE-DOUBLES (12)

| SOPHOMORE (8) | | | |
|-------------------------------|----------|--------|--|
| 11/11/18 • at Missouri State | 14 pts | 11 reb | |
| 11/23/18 • VMI | ^ 12 pts | 13 reb | |
| 11/26/18 • at Bethune-Cookman | ^ 16 pts | 10 reb | |
| 12/05/18 • Western Illinois | 22 pts | 11 reb | |
| 01/27/19 • Lipscomb | 12 pts | 10 reb | |
| 02/02/19 • Kennesaw State | ^ 15 pts | 11 reb | |
| 02/05/19 • at Liberty | ^ 16 pts | 12 reb | |
| 02/26/19 • at North Florida | 16 pts | 13 reb | |
| ^ - back-to-back games | | | |

| FRESHMAN (4) | | | |
|---------------------------------|--------|--------|--|
| 11/10/17 • Webber International | 21 pts | 13 reb | |
| 01/13/18 • USC Upstate | 12 pts | 11 reb | |
| 02/10/18 • at NJIT | 12 pts | 11 reb | |
| 02/26/18 • at Lipscomb | 18 pts | 10 reb | |

ABAYOMI IYIOLA 2020-21 GAME STATS

| Opponent | Date | GS | Min | FG | FGA | Pct | 3FG | 3A | Pct | FT | FTA | Pct | O | D | Tot | Avg | PF | FO | A | TO | Blk | Stl | Pts | Avg |
|--------------------|----------|---------|-----|----|-----|-----|-----|----|-----|----|-----|-----|---|---|-----|-----|----|----|---|----|-----|-----|-----|-----|
| MISSISSIPPI VALLEY | 11/25/20 | DNP-Inj | | | | | | | | | | | | | | | | | | | | | | |
| NORTH TEXAS | 1/28/20 | DNP-Inj | | | | | | | | | | | | | | | | | | | | | | |
| UT ARLINGTON | 12/02/20 | DNP-Inj | | | | | | | | | | | | | | | | | | | | | | |
| LIPSCOMB | 12/05/20 | DNP-Inj | | | | | | | | | | | | | | | | | | | | | | |
| SOUTHERN U. | 12/09/20 | DNP-Inj | | | | | | | | | | | | | | | | | | | | | | |
| CENTRAL ARKANSAS | 12/12/20 | DNP-Inj | | | | | | | | | | | | | | | | | | | | | | |
| ORAL ROBERTS | 12/20/20 | DNP-Inj | | | | | | | | | | | | | | | | | | | | | | |
| ABILENE CHRISTIAN | 12/22/20 | DNP-Inj | | | | | | | | | | | | | | | | | | | | | | |
| at Auburn | 12/30/20 | DNP-Inj | | | | | | | | | | | | | | | | | | | | | | |
| MISSOURI | 01/02/21 | DNP-Inj | | | | | | | | | | | | | | | | | | | | | | |
| at Tennessee | 01/06/21 | DNP-Inj | | | | | | | | | | | | | | | | | | | | | | |
| GEORGIA | 01/09/21 | DNP-Inj | | | | | | | | | | | | | | | | | | | | | | |
| Totals | -- | | | | | | | | | | | | | | | | | | | | | | | |

PERSONAL BESTS

POINTS

Season:
Career: 40 vs Florida Memorial (11/21/18)
SEC:

FG MADE

Season:
Career: 16 vs Florida Memorial (11/21/18)
SEC:

FG ATTEMPTED

Season:
Career: 23 at NC State (12/22/17)
SEC:

3-POINT FG MADE

Season:
Career: 5 (6x) last vs FGCU (03/01/19)
SEC:

3-PT FG ATTEMPTS

Season:
Career: 14 vs FGCU (03/01/19)
SEC:

FT MADE

Season:
Career: 6 (5x) last at North Florida (01/24/19)
SEC:

FT ATTEMPTED

Season:
Career: 9 vs Bethune-Cookman (11/30/17)
SEC:

REBOUNDS

Season:
Career: 14 vs Stetson (01/30/19)
SEC:

ASSISTS

Season:
Career: 10 at Kennesaw State (01/09/19)
SEC:

STEALS

Season:
Career: 5 (2x) at FGCU (02/02/19)
SEC:

BLOCKED SHOTS

Season:
Career: 3 (3x) last vs North Florida (02/20/19)
SEC:

MINUTES

Season:
Career: 46 vs Gardner-Webb (11/26/17)
SEC:

ABOYOMI IYIOLA CAREER STATISTICS

| Year | GP | GS | Min | Avg | FG | FGA | Pct | 3FG | 3FGA | Pct | FT | FTA | Pct | Off | Def | Tot | Avg | PF | FO | Ast | TO | Blk | Stl | Pts | Avg |
|----------------------|----|----|------|------|-----|-----|------|-----|------|------|-----|-----|------|-----|-----|-----|-----|-----|----|-----|----|-----|-----|-----|------|
| 2017-18 (STET) | 32 | 8 | 616 | 19.3 | 139 | 268 | .519 | 0 | 3 | .000 | 44 | 65 | .677 | 77 | 122 | 199 | 6.2 | 97 | 3 | 5 | 35 | 21 | 16 | 322 | 10.1 |
| 2018-19 (STET) | 31 | 31 | 709 | 22.9 | 135 | 279 | .484 | 1 | 8 | .125 | 63 | 86 | .733 | 85 | 150 | 235 | 7.6 | 88 | 3 | 14 | 40 | 37 | 30 | 334 | 10.8 |
| 2019-20 - REDSHIRTED | | | | | | | | | | | | | | | | | | | | | | | | | |
| 2020-21 (ARK) | | | | | | | | | | | | | | | | | | | | | | | | | |
| TOTAL | 63 | 39 | 1325 | 21.0 | 274 | 547 | .501 | 1 | 11 | .091 | 107 | 151 | .709 | 162 | 272 | 434 | 6.9 | 185 | 6 | 19 | 75 | 58 | 46 | 656 | 10.4 |



CONNOR VANOVER

R-So. | F | 7-3 | 247

Little Rock, Ark. | California



@Vanover_Connor

@cv_23

23

- Born: June 23, 1999 in Little Rock
- Parents: Chris and Robyn Vanover
- Mother played for UA women's basketball (1986-89) and led team in blocked shots 3x
- Has two older brothers, twins Brandon (7-0) and Justin (7-1)
- Rated the 44th-best "Sit-Out" Transfer in the Nation by ESPN.com

• Rated the 44th-best "Sit-Out" Transfer in the Nation by ESPN.com for the 2020-21 season.

• Played one season at Cal ... Averaged 12.8 points and 5.0 rebounds over his final 10 games ... Included in the 10-game span was a career-high 24 points versus Stanford and eight boards against Southern California ... Led the team with 35 blocked shots and shot 35.5 percent from 3-point range (27-of-76).

• Coach Musselman said his play at Auburn was "his best overall game."

• Was just 6-of-6 at the free throw line through eight games but was 6-of-6 at the line in game nine alone (at Auburn).

• Is perfect 17-of-17 at the line this season

• 34th in the NCAA / 3rd in the SEC in blocked shots (2.0 avg.) • 20th in the NCAA/1st in the SEC in total blocked shots (24).

• 3rd SEC in defensive rebs (5.42) • 11th in the SEC in rebounding (6.8).

• On a per 40 minute basis, averages 13.8 rebounds • 17.1 pts • 4.0 blocks

• Second on the team with Plus-Minus of +180 AND has team-best +27.82 per 40 minutes.

2020-21 HIGHLIGHTS:

• Had a game-high 23 points — one shy of his career high — and tied a then career-high with eight rebounds ... Drained 4-of-5 from 3-point range and added three blocked shots ... 23 pts ties for 3rd-best production by a Razorback in his debut since 1980.

• Only scored six points, but had a career-high 16 rebounds and tied his career-high with six blocked shots ... Only Razorback on record to have as many as 16 rebounds and six blocked shots in a game ... Only SEC player to have 16 and 6 since in a game since Kentucky's Anthony Davis had 16 and 6 (ironically with just six points too) in the 2012 national championship game.

• Scored 12 points in just 12 minutes versus UT Arlington, making 5-of-6 shots, including 2-of-3 from 3-point range.

• Was just 2-of-8 from the field (all 3-pointers) versus Lipscomb but had a game-high nine rebounds with four blocked shots in just 15 minutes played.

• Only scored three points vs Southern (a 3-pointer) but had nine rebounds (all defensive) with three blocked shots and a career-high three steals.

• Had his second career double-digit rebound game with 10 versus Central Arkansas (nine defensive) ... Added nine points and two blocked shots.

• Pumped in 17 points, making 6-of-6 from the free throw line, at Auburn with five rebounds.

• Contributed 12 points and seven rebounds at Tennessee, making 5-of-9 FG and 1-of-3 3PT.

| | |
|------------------------------|----|
| • Led his team in Pts: | 2 |
| • Led his team in Rebs: | 7 |
| • CAREER: Double-figure Pts: | 11 |
| Double-figure rebs: | 2 |
| 20-pt gms: | 2 |
| Gms with a 3 PT FG: | 20 |
| Gms with 3+ 3PT FG: | 2 |
| Gms with 3+ Blks: | 9 |

PERSONAL BESTS

POINTS

| | |
|------------|--|
| Season: 23 | vs Mississippi Valley State (11/25/20) |
| Career: 24 | at Stanford (03/07/19) |
| SEC: 17 | at Auburn (12/30/20) |

FG MADE

| | |
|-----------|--|
| Season: 8 | vs Mississippi Valley State (11/25/20) |
| Career: 9 | at Stanford (03/07/19) |
| SEC: 5 | at Auburn (12/30/20) |

FG ATTEMPTED

| | |
|-----------------|-----------------------------|
| Season: 11 (3x) | last vs Missouri (01/02/21) |
| Career: 15 | vs Washington (02/28/19) |
| SEC: 11 (2x) | last vs Missouri (01/02/21) |

3-POINT FG MADE

| | |
|-----------|--|
| Season: 4 | vs Mississippi Valley State (11/25/20) |
| Career: 5 | at Stanford (03/07/19) |
| SEC: 1 | at Auburn (12/30/20) |

3-PT FG ATTEMPTS

| | |
|-----------|------------------------|
| Season: 8 | vs Lipscomb (12/05/20) |
| Career: 8 | vs Lipscomb (12/05/20) |
| SEC: 6 | at Auburn (12/30/20) |

FT MADE

| | |
|-----------|----------------------|
| Season: 6 | at Auburn (12/30/20) |
| Career: 6 | at Auburn (12/30/20) |
| SEC: 6 | at Auburn (12/30/20) |

FT ATTEMPTED

| | |
|-----------|----------------------|
| Season: 6 | at Auburn (12/30/20) |
| Career: 6 | at Auburn (12/30/20) |
| SEC: 6 | at Auburn (12/30/20) |

REBOUNDS

| | |
|------------|---------------------------|
| Season: 16 | vs North Texas (11/28/20) |
| Career: 16 | vs North Texas (11/28/20) |
| SEC: 5 | at Auburn (12/30/20) |

ASSISTS

| | |
|----------------|--------------------------------|
| Season: 2 | vs North Texas (11/28/20) |
| Career: 2 (2x) | last vs North Texas (11/28/20) |
| SEC: - | |

STEALS

| | |
|-----------|------------------------|
| Season: 3 | vs Southern (12/09/20) |
| Career: 3 | vs Southern (12/19/20) |
| SEC: 2 | vs Missouri (01/02/21) |

BLOCKED SHOTS

| | |
|----------------|--------------------------------|
| Season: 6 | vs North Texas (11/28/20) |
| Career: 6 (2x) | last vs North Texas (11/28/20) |
| SEC: 2 | vs Missouri (01/02/21) |

MINUTES

| | |
|---------------|---------------------------|
| Season: 34:05 | vs North Texas (11/28/20) |
| Career: 34:05 | vs North Texas (11/28/20) |
| SEC: 26:13 | at Auburn (12/30/20) |

CONNOR VANOVER 2020-21 GAME STATS

| Opponent | Date | GS | Min | FG | FGA | Pct | 3FG | 3A | Pct | FT | FTA | Pct | O | D | Tot | Avg | PF | FO | A | TO | Blk | Stl | Pts | Avg |
|--------------------|----------|----|-----|----|-----|------|-----|----|------|----|-----|-------|----|----|-----|------|----|----|---|----|-----|-----|-----|------|
| MISSISSIPPI VALLEY | 11/25/20 | | 19 | 8 | 11 | .727 | 4 | 5 | .800 | 3 | 3 | 1.000 | 3 | 5 | 8 | 8.0 | 0 | 0 | 0 | 0 | 3 | 0 | 23 | 23.0 |
| NORTH TEXAS | 11/28/20 | * | 34 | 3 | 4 | .750 | 0 | 1 | .000 | 0 | 0 | .000 | 2 | 14 | 16 | 12.0 | 2 | 0 | 2 | 2 | 6 | 0 | 6 | 14.5 |
| UT ARLINGTON | 12/02/20 | * | 12 | 5 | 6 | .833 | 2 | 3 | .667 | 0 | 0 | .000 | 1 | 1 | 2 | 8.7 | 1 | 0 | 0 | 0 | 2 | 1 | 12 | 13.7 |
| LIPSCOMB | 12/05/20 | * | 15 | 2 | 8 | .250 | 2 | 8 | .250 | 0 | 0 | .000 | 0 | 9 | 9 | 8.8 | 0 | 0 | 1 | 0 | 4 | 1 | 6 | 11.8 |
| SOUTHERN U. | 12/09/20 | * | 20 | 1 | 4 | .250 | 1 | 3 | .333 | 0 | 0 | .000 | 0 | 9 | 9 | 8.8 | 1 | 0 | 0 | 0 | 3 | 3 | 3 | 10.0 |
| CENTRAL ARKANSAS | 12/12/20 | * | 27 | 4 | 8 | .500 | 1 | 2 | .500 | 0 | 0 | .000 | 1 | 9 | 10 | 9.0 | 1 | 0 | 0 | 1 | 2 | 0 | 9 | 9.8 |
| ORAL ROBERTS | 12/20/20 | * | 9 | 1 | 5 | .200 | 1 | 3 | .333 | 0 | 0 | .000 | 1 | 2 | 3 | 8.1 | 0 | 0 | 0 | 0 | 0 | 0 | 3 | 8.9 |
| ABILENE CHRISTIAN | 12/22/20 | * | 26 | 2 | 5 | .400 | 0 | 2 | .000 | 3 | 3 | 1.000 | 1 | 3 | 4 | 7.6 | 2 | 0 | 2 | 1 | 0 | 0 | 7 | 8.6 |
| at Auburn | 12/30/20 | * | 26 | 5 | 11 | .455 | 1 | 6 | .167 | 6 | 6 | 1.000 | 3 | 2 | 5 | 7.3 | 3 | 0 | 0 | 0 | 1 | 1 | 17 | 9.6 |
| MISSOURI | 01/02/21 | * | 20 | 0 | 11 | .000 | 0 | 5 | .000 | 4 | 4 | 1.000 | 2 | 5 | 7 | 7.3 | 3 | 0 | 2 | 0 | 2 | 2 | 4 | 9.0 |
| at Tennessee | 01/06/21 | * | 27 | 5 | 9 | .556 | 1 | 3 | .333 | 1 | 1 | 1.000 | 2 | 5 | 7 | 7.3 | 4 | 0 | 0 | 0 | 1 | 0 | 12 | 9.3 |
| GEORGIA | 01/09/21 | * | 3 | 0 | 0 | .000 | 0 | 0 | .000 | 0 | 0 | .000 | 1 | 1 | 2 | 6.8 | 0 | 0 | 0 | 1 | 0 | 0 | 0 | 8.5 |
| Totals | | 11 | 238 | 36 | 82 | .439 | 13 | 41 | .317 | 17 | 17 | 1.000 | 17 | 65 | 82 | 6.8 | 17 | 0 | 7 | 5 | 24 | 8 | 102 | 8.5 |

CONNOR VANOVER CAREER STATISTICS

| Year | GP | GS | Min | Avg | FG | FGA | Pct | 3FG | 3FGA | Pct | FT | FTA | Pct | Off | Def | Tot | Avg | PF | FO | Ast | TO | Blk | Stl | Pts | Avg |
|----------------------|----|----|-----|------|-----|-----|------|-----|------|------|----|-----|-------|-----|-----|-----|-----|----|----|-----|----|-----|-----|-----|-----|
| 2018-19 (CAL) | 28 | 15 | 491 | 17.5 | 83 | 177 | .469 | 27 | 76 | .355 | 16 | 24 | .667 | 21 | 62 | 83 | 3.0 | 38 | 2 | 5 | 18 | 35 | 7 | 209 | 7.5 |
| 2019-20 - REDSHIRTED | | | | | | | | | | | | | | | | | | | | | | | | | |
| 2020-21 (ARK) | 12 | 11 | 238 | 19.8 | 36 | 82 | .439 | 13 | 41 | .317 | 17 | 17 | 1.000 | 17 | 65 | 82 | 6.8 | 17 | 0 | 7 | 5 | 24 | 8 | 102 | 8.5 |
| TOTAL | 40 | 26 | 729 | 18.2 | 119 | 259 | .459 | 40 | 117 | .342 | 33 | 41 | .805 | 38 | 127 | 165 | 4.1 | 55 | 2 | 12 | 23 | 59 | 15 | 311 | 7.8 |



ETHAN HENDERSON

Jr. | F | 6-8 | 210

Little Rock, Ark. | Parkview Magnet HS

24

@kvng44

@kvng44

- Has been productive in his limited playing time ... Seeing more action with the injury to Justin Smith.
- Played in seven games and in 35 minutes, has nine points, 10 rebounds (five offensive) and two blocked shots ... Has just missed one shot (4-of-5 FG).
- On a per 40-minute basis, averages 11.4 rebounds and 2.3 blocked shots.

- Born: Feb. 14, 2000 in Little Rock
- His ultimate pick-up game would be his team (with Kobe, LeBron, Shaq & Kyrie) vs. Stephen, Magic, Stockton, The Admiral & Kareem.
- If he could play with any former Razorback it would be Scottie Thurman.

- Led the Razorbacks in Rebs:2
- Double-figure Pts:1

ETHAN HENDERSON 2020-21 GAME STATS

| Opponent | Date | GS | Min | FG | FGA | Pct | 3FG | 3A | Pct | FT | FTA | Pct | O | D | Tot | Avg | PF | FO | A | TO | Blk | Stl | Pts | Avg |
|--------------------|----------|----------|-----------|----------|----------|-------------|----------|----------|-------------|----------|----------|-------------|----------|----------|-----------|------------|----------|----------|----------|----------|----------|----------|----------|------------|
| MISSISSIPPI VALLEY | 11/25/20 | 7 | 1 | 1 | 1.000 | | 0 | 0 | .000 | 0 | 0 | .000 | 2 | 1 | 3 | 3.0 | 1 | 0 | 0 | 0 | 1 | 0 | 2 | 2.0 |
| NORTH TEXAS | 1/28/20 | DNP | | | | | | | | | | | | | | | | | | | | | | |
| UT ARLINGTON | 12/02/20 | DNP | | | | | | | | | | | | | | | | | | | | | | |
| LIPSCOMB | 12/05/20 | 14 | 2 | 3 | .667 | | 0 | 0 | .000 | 0 | 0 | .000 | 1 | 3 | 4 | 3.5 | 1 | 0 | 0 | 0 | 1 | 0 | 4 | 3.0 |
| SOUTHERN U. | 12/09/20 | 5 | 0 | 0 | .000 | | 0 | 0 | .000 | 0 | 0 | .000 | 1 | 1 | 2 | 3.0 | 0 | 0 | 0 | 0 | 0 | 0 | 0 | 2.0 |
| CENTRAL ARKANSAS | 12/12/20 | DNP | | | | | | | | | | | | | | | | | | | | | | |
| ORAL ROBERTS | 12/20/20 | DNP | | | | | | | | | | | | | | | | | | | | | | |
| ABILENE CHRISTIAN | 12/22/20 | DNP | | | | | | | | | | | | | | | | | | | | | | |
| at Auburn | 12/30/20 | 1 | 0 | 0 | .000 | | 0 | 0 | .000 | 0 | 0 | .000 | 0 | 0 | 0 | 2.3 | 1 | 0 | 0 | 0 | 0 | 0 | 0 | 1.5 |
| MISSOURI | 01/02/21 | 3 | 0 | 0 | .000 | | 0 | 0 | .000 | 1 | 2 | .500 | 0 | 0 | 0 | 1.8 | 0 | 0 | 0 | 0 | 0 | 0 | 1 | 1.4 |
| at Tennessee | 01/06/21 | 3 | 0 | 0 | .000 | | 0 | 0 | .000 | 0 | 0 | .000 | 0 | 0 | 0 | 1.5 | 0 | 0 | 1 | 0 | 0 | 0 | 0 | 1.2 |
| GEORGIA | 01/09/21 | 2 | 1 | 1 | 1.000 | | 0 | 0 | .000 | 0 | 0 | .000 | 1 | 0 | 1 | 1.4 | 0 | 0 | 0 | 0 | 0 | 0 | 2 | 1.3 |
| Totals | | 0 | 35 | 4 | 5 | .800 | 0 | 0 | .000 | 1 | 2 | .500 | 5 | 5 | 10 | 1.4 | 3 | 0 | 0 | 1 | 2 | 0 | 9 | 1.3 |

PERSONAL BESTS

POINTS

Season: 4 vs Lipscomb (12/05/20)
Career: 10 vs LSU (03/04/20)
SEC: 10 vs LSU (03/04/20)

FG MADE

Season: 2 vs Lipscomb (12/05/20)
Career: 3 (3x) last vs LSU (03/04/20)
SEC: 3 (2x) last vs LSU (03/04/20)

FG ATTEMPTED

Season: 3 vs Lipscomb (12/05/20)
Career: 6 at Providence (03/19/19)
SEC: 4 at Florida (02/18/20)

3-POINT FG MADE

Career: ---

3-PT FG ATTEMPTS

Career: ---

FT MADE

Season: 1 vs Missouri (01/02/21)
Career: 4 vs LSU (03/04/20)
SEC: 4 vs LSU (03/04/20)

FT ATTEMPTED

Season: 3 vs Missouri (01/02/21)
Career: 9 vs LSU (03/04/20)
SEC: 9 vs LSU (03/04/20)

REBOUNDS

Season: 4 vs Lipscomb (12/05/20)
Career: 9 vs Tennessee (02/26/20)
SEC: 9 vs Tennessee (02/26/20)

ASSISTS

Season: -
Career: 2 at Texas A&M (03/07/20)
SEC: 2 at Texas A&M (03/07/20)

STEALS

Season: -
Career: 2 at Tennessee (01/15/19)
SEC: 2 at Tennessee (01/15/19)

BLOCKED SHOTS

Season: 1 (2x) last vs Lipscomb (12/05/20)
Career: 4 at Texas A&M (03/07/20)
SEC: 4 at Texas A&M (03/07/20)

MINUTES

Season: 13:55 vs Lipscomb (12/05/20)
Career: 29:53 vs Tennessee (02/26/20)
SEC: 29:53 vs Tennessee (02/26/20)

ETHAN HENDERSON CAREER STATISTICS

| Year | GP | GS | Min | Avg | FG | FGA | Pct | 3FG | 3FGA | Pct | FT | FTA | Pct | Off | Def | Tot | Avg | PF | FO | Ass | TO | Blk | Stl | Pts | Avg |
|--------------|-----------|----------|------------|------------|-----------|-----------|-------------|----------|----------|-------------|----------|-----------|-------------|-----------|-----------|-----------|------------|-----------|----------|----------|----------|-----------|----------|-----------|------------|
| 2018-19 | 12 | 0 | 51 | 4.3 | 5 | 10 | .500 | 0 | 0 | .000 | 1 | 3 | .333 | 3 | 9 | 12 | 1.0 | 6 | 0 | 1 | 3 | 2 | 3 | 11 | 0.9 |
| 2019-20 | 20 | 6 | 184 | 9.2 | 12 | 21 | .571 | 0 | 0 | .000 | 7 | 17 | .412 | 16 | 30 | 46 | 2.3 | 32 | 1 | 4 | 2 | 16 | 4 | 31 | 1.6 |
| 2020-21 | 7 | 0 | 35 | 5.0 | 4 | 5 | .800 | 0 | 0 | .000 | 1 | 2 | .500 | 5 | 5 | 10 | 1.4 | 3 | 0 | 0 | 1 | 2 | 0 | 9 | 1.3 |
| TOTAL | 39 | 6 | 270 | 6.9 | 21 | 36 | .583 | 0 | 0 | .000 | 9 | 22 | .409 | 24 | 44 | 68 | 1.7 | 41 | 1 | 5 | 6 | 20 | 7 | 51 | 1.3 |

ARKANSAS RAZORBACKS

2020-21 COMBINED REPORT

| RECORD: | OVERALL | HOME | AWAY | NEUTRAL |
|----------------|---------|------|------|---------|
| ALL GAMES | 10-2 | 9-1 | 1-1 | 0-0 |
| CONFERENCE | 2-2 | 1-1 | 1-1 | 0-0 |
| NON-CONFERENCE | 8-0 | 8-0 | 0-0 | 0-0 |

| # | Player | GP | GS | Min | Avg | • TOTAL • | | | • 3-PTS • | | | • REBOUNDS • | | | | PF | FO | A | TO | Blk | Stl | Pts | Avg | | | |
|----------------|-------------------|----|----|-----|------|-----------|-----|------|-----------|-----|------|--------------|-----|-------|-----|-----|-----|------|-----|-----|-----|-----|-----|-----|------|------|
| | | | | | | FG | FGA | Pct | 3FG | FGA | Pct | FT | FTA | Pct | Off | | | | | | | | | Def | Tot | Avg |
| 5 | Moses Moody | 12 | 12 | 388 | 32.3 | 61 | 133 | .459 | 24 | 60 | .400 | 54 | 67 | .806 | 27 | 40 | 67 | 5.6 | 25 | 0 | 20 | 13 | 7 | 15 | 200 | 16.7 |
| 1 | JD Notae | 12 | 0 | 277 | 23.1 | 60 | 142 | .423 | 24 | 71 | .338 | 41 | 52 | .788 | 6 | 32 | 38 | 3.2 | 25 | 1 | 28 | 26 | 6 | 13 | 185 | 15.4 |
| 3 | Desi Sills | 12 | 11 | 324 | 27.0 | 49 | 104 | .471 | 16 | 43 | .372 | 27 | 41 | .659 | 15 | 33 | 48 | 4.0 | 23 | 0 | 26 | 17 | 4 | 21 | 141 | 11.8 |
| 11 | Jalen Tate | 12 | 12 | 333 | 27.8 | 52 | 97 | .536 | 10 | 26 | .385 | 15 | 22 | .682 | 16 | 34 | 50 | 4.2 | 35 | 1 | 58 | 29 | 3 | 13 | 129 | 10.8 |
| 0 | Justin Smith | 9 | 9 | 239 | 26.6 | 42 | 94 | .447 | 2 | 13 | .154 | 18 | 32 | .563 | 31 | 33 | 64 | 7.1 | 17 | 0 | 9 | 15 | 6 | 10 | 104 | 11.6 |
| 23 | Connor Vanover | 12 | 11 | 238 | 19.8 | 36 | 82 | .439 | 13 | 41 | .317 | 17 | 17 | 1.000 | 17 | 65 | 82 | 6.8 | 17 | 0 | 7 | 5 | 24 | 8 | 102 | 8.5 |
| 2 | Vance Jackson Jr. | 12 | 2 | 197 | 16.4 | 25 | 63 | .397 | 16 | 42 | .381 | 7 | 11 | .636 | 6 | 31 | 37 | 3.1 | 13 | 0 | 13 | 8 | 2 | 2 | 73 | 6.1 |
| 4 | Davonte Davis | 10 | 2 | 139 | 13.9 | 23 | 43 | .535 | 2 | 4 | .500 | 5 | 7 | .714 | 11 | 17 | 28 | 2.8 | 18 | 0 | 14 | 10 | 0 | 11 | 53 | 5.3 |
| 10 | Jaylin Williams | 10 | 1 | 124 | 12.4 | 12 | 22 | .545 | 4 | 12 | .333 | 5 | 7 | .714 | 12 | 29 | 41 | 4.1 | 14 | 0 | 5 | 12 | 8 | 3 | 33 | 3.3 |
| 12 | Khalen Robinson | 11 | 0 | 92 | 8.4 | 9 | 21 | .429 | 5 | 12 | .417 | 6 | 8 | .750 | 0 | 10 | 10 | 0.9 | 16 | 1 | 11 | 6 | 1 | 3 | 29 | 2.6 |
| 24 | Ethan Henderson | 7 | 0 | 35 | 5.0 | 4 | 5 | .800 | 0 | 0 | .000 | 1 | 2 | .500 | 5 | 5 | 10 | 1.4 | 3 | 0 | 0 | 1 | 2 | 0 | 9 | 1.3 |
| 13 | Emeka Obukwelu | 4 | 0 | 7 | 1.8 | 0 | 1 | .000 | 0 | 1 | .000 | 0 | 0 | .000 | 0 | 1 | 1 | 0.3 | 0 | 0 | 1 | 0 | 0 | 0 | 0 | 0.0 |
| 14 | Brandon Kimble | 4 | 0 | 5 | 1.3 | 0 | 0 | .000 | 0 | 0 | .000 | 0 | 0 | .000 | 0 | 1 | 1 | 0.3 | 0 | 0 | 0 | 1 | 0 | 0 | 0 | 0.0 |
| 33 | Bryson Morehead | 3 | 0 | 2 | 0.7 | 0 | 1 | .000 | 0 | 1 | .000 | 0 | 0 | .000 | 0 | 0 | 0 | 0.0 | 0 | 0 | 0 | 0 | 0 | 0 | 0 | 0.0 |
| TEAM..... | | | | | | | | | | | | | | | 17 | 26 | 43 | 3.6 | 0 | | 4 | | | | 0 | |
| ARKANSAS..... | | 12 | | | | 373 | 808 | .462 | 116 | 326 | .356 | 196 | 266 | .737 | 163 | 357 | 520 | 43.3 | 206 | 3 | 192 | 147 | 63 | 99 | 1058 | 88.2 |
| Opponents..... | | 12 | | | | 286 | 725 | .394 | 80 | 267 | .300 | 155 | 225 | .689 | 106 | 304 | 410 | 34.2 | 226 | 4 | 137 | 177 | 38 | 70 | 807 | 67.2 |

| Team Statistics | ARK | OPP |
|------------------------|----------------|----------------|
| SCORING | 1058 | 807 |
| Points per game | 88.2 | 67.2 |
| Scoring margin | +20.9 | - |
| FIELD GOALS-ATT | 373-808 | 286-725 |
| Field goal pct | .462 | .394 |
| 3 POINT FG-ATT | 116-326 | 80-267 |
| 3-point FG pct | .356 | .300 |
| 3-pt FG made per game | 9.7 | 6.7 |
| FREE THROWS-ATT | 196-266 | 155-225 |
| Free throw pct | .737 | .689 |
| F-Throws made per game | 16.3 | 12.9 |
| REBOUNDS | 520 | 410 |
| Rebounds per game | 43.3 | 34.2 |
| Rebounding margin | +9.2 | - |
| ASSISTS | 192 | 137 |
| Assists per game | 16.0 | 11.4 |
| TURNOVERS | 147 | 177 |
| Turnovers per game | 12.3 | 14.8 |
| Turnover margin | +2.5 | - |
| Assist/turnover ratio | 1.3 | 0.8 |
| STEALS | 99 | 70 |
| Steals per game | 8.3 | 5.8 |
| BLOCKS | 63 | 38 |
| Blocks per game | 5.3 | 3.2 |
| ATTENDANCE | 42022 | 6015 |
| Home games-Avg/Game | 10-4202 | 2-3008 |
| Neutral site-Avg/Game | - | 0-0 |

| SCORE BY PERIODS: | 1st | 2nd | OT | Total |
|-------------------|-----|-----|----|-------|
| Arkansas | 509 | 549 | - | 1058 |
| Opponents | 384 | 423 | - | 807 |

| Date | Opponent | Result | Score | Attend |
|------------|--------------------|--------|--------|--------|
| 11/25/20 | MISSISSIPPI VALLEY | W | 142-62 | # 4400 |
| 11/28/20 | NORTH TEXAS | W | 69-54 | # 4400 |
| 12/02/20 | UT ARLINGTON | W | 72-60 | # 4400 |
| 12/05/20 | LIPSCOMB | W | 86-50 | 4266 |
| 12/09/20 | SOUTHERN U. | W | 79-44 | 3256 |
| 12/12/20 | CENTRAL ARKANSAS | W | 100-75 | 4189 |
| 12/20/20 | ORAL ROBERTS | W | 87-76 | 4201 |
| 12/22/20 | ABILENE CHRISTIAN | W | 85-72 | 4110 |
| * 12/30/20 | at Auburn | W | 97-85 | 1824 |
| * 01/02/21 | MISSOURI | L | 68-81 | # 4400 |
| * 01/06/21 | at Tennessee | L | 74-79 | 4191 |
| * 01/09/21 | GEORGIA | W | 99-69 | # 4400 |

* = SEC game % = SEC/Big 12 Challenge
 ^ = SEC Tournament (Nashville, Tenn.)
 # = Sellout

ACADEMIC UPDATE

AD's Honor Roll (3.50-3.99)

Justin Smith
Moses Moody

Departmental Honor Roll (3.00-3.49)

Brandon Kimble Emeka Obukwelu
 Davonte Davis Jaylin Williams
 Desi Sills Khalen Robinson

ARKANSAS RAZORBACKS

2020-21 SEASON RESULTS & LEADERS

| RECORD: | OVERALL | HOME | AWAY | NEUTRAL |
|----------------|---------|------|------|---------|
| ALL GAMES | 10-2 | 9-1 | 1-1 | 0-0 |
| CONFERENCE | 2-2 | 1-1 | 1-1 | 0-0 |
| NON-CONFERENCE | 8-0 | 8-0 | 0-0 | 0-0 |

| DATE | TIME (CT) | OPPONENT | TV | R E S U L T | ATTEND | RECORD | (SEC) | HIGH POINTS | HIGH REBOUNDS |
|----------|-----------|---------------------|-----------------------|-------------|--------|--------|-------|--------------------|-----------------------------------|
| 11/25/20 | 6:30 pm | MISSISSIPPI VALLEY | SEC Network Plus | W 142-62 | # 4400 | 1-0 | -- | (23)Connor Vanover | (10)Jaylin Williams |
| 11/28/20 | 6:30 pm | NORTH TEXAS | SEC Network Plus | W 69-54 | # 4400 | 2-0 | -- | (18)Justin Smith | (16)Connor Vanover |
| 12/02/20 | 8:00 pm | UT ARLINGTON | SEC Network | W 72-60 | # 4400 | 3-0 | -- | (24)Moses Moody | (9)Moses Moody (9)Justin Smith |
| 12/05/20 | 4:00 pm | LIPSCOMB | SEC Network | W 86-50 | 4266 | 4-0 | -- | (18)Moses Moody | (9)Connor Vanover |
| 12/09/20 | 7:00 pm | + SOUTHERN U. | SEC Network Plus | W 79-44 | 3256 | 5-0 | -- | (14)Davonte Davis | (9)Connor Vanover |
| 12/12/20 | 7:00 pm | CENTRAL ARKANSAS | SEC Network Alternate | W 100-75 | 4189 | 6-0 | -- | (22)JD Notae | (10)Connor Vanover |
| 12/20/20 | 1:00 pm | ORAL ROBERTS | SEC Network | W 87-76 | 4201 | 7-0 | -- | (22)Justin Smith | (17)Justin Smith |
| 12/22/20 | 4:00 pm | ABILENE CHRISTIAN | SEC Network | W 85-72 | 4110 | 8-0 | -- | (21)Moses Moody | (10)Justin Smith |
| 12/30/20 | 6:00 pm | * at Auburn | ESPN2 | W 97-85 | 1824 | 9-0 | 1-0 | (23)Desi Sills | (6)Desi Sills (6)Moses Moody |
| 01/02/21 | 11:00 am | * #12/12 MISSOURI | CBS | 68-81 L | # 4400 | 9-1 | 1-1 | (19)JD Notae | (10)Moses Moody |
| 01/06/21 | 7:00 pm | * at #9/8 Tennessee | ESPN2 | 74-79 L | 4191 | 9-2 | 1-2 | (19)JD Notae | (9)Vance Jackson Jr. |
| 01/09/21 | 2:30 pm | * GEORGIA | SEC Network | W 99-69 | # 4400 | 10-2 | 2-2 | (25)Moses Moody | (9)Jaylin Williams |

Home Games in CAPS | * - Southeastern Conference game | % - Big 12/SEC Challenge | ^ - SEC Tournament (Nashville, Tenn. - Bridgestone Arena)

+ - game was added after Tulsa game (Dec. 10) was canceled due to Tulsa's COVID-19 protocols

- sellout due COVID-19 protocols, arena has limited capacity requirements

| ATTENDANCE SUMMARY | GAMES | TOTALS | AVG/GAME |
|--------------------|-------|--------|----------|
| HOME | 9 | 37622 | 4180 |
| AWAY | 2 | 6015 | 3008 |
| NEUTRAL | 0 | 0 | 0 |
| TOTAL | 11 | 43637 | 3967 |

ARKANSAS RAZORBACKS

2020-21 SEASON STATISTICS • ALL GAMES

| | | | | |
|----------------|---------|------|------|---------|
| RECORD: | OVERALL | HOME | AWAY | NEUTRAL |
| ALL GAMES | 10-2 | 9-1 | 1-1 | 0-0 |
| CONFERENCE | 2-2 | 1-1 | 1-1 | 0-0 |
| NON-CONFERENCE | 8-0 | 8-0 | 0-0 | 0-0 |

| ## | Player | GP | GS | Min | Avg | • TOTAL • | | | • 3-PTS • | | | • REBOUNDS • | | | PF | FO | A | TO | Blk | St | Pts | Avg |
|----------------|-------------------|----|----|------|------|-----------|-----|------|-----------|-----|------|--------------|-----|-------|-----|-----|-----|------|-----|----|-----|------|
| | | | | | | FG | FGA | Pct | 3FG | FGA | Pct | FT | FTA | Pct | | | | | | | | |
| 5 | Moses Moody | 12 | 12 | 38.8 | 32.3 | 61 | 133 | .459 | 24 | 60 | .400 | 54 | 67 | .806 | 27 | 40 | 67 | 5.6 | 25 | 0 | 200 | 16.7 |
| 1 | JD Notae | 12 | 0 | 27.7 | 23.1 | 60 | 142 | .423 | 24 | 71 | .338 | 41 | 52 | .788 | 6 | 32 | 38 | 3.2 | 25 | 1 | 185 | 15.4 |
| 3 | Desi Sills | 12 | 11 | 32.4 | 27.0 | 49 | 104 | .471 | 16 | 43 | .372 | 27 | 41 | .659 | 15 | 33 | 48 | 4.0 | 23 | 0 | 141 | 11.8 |
| 11 | Jalen Tate | 12 | 12 | 33.3 | 27.8 | 52 | 97 | .536 | 10 | 26 | .385 | 15 | 22 | .682 | 16 | 34 | 50 | 4.2 | 35 | 1 | 129 | 10.8 |
| 0 | Justin Smith | 9 | 9 | 23.9 | 26.6 | 42 | 94 | .447 | 2 | 13 | .154 | 18 | 32 | .563 | 31 | 33 | 64 | 7.1 | 17 | 0 | 104 | 11.6 |
| 23 | Connor Vanover | 12 | 11 | 23.8 | 19.8 | 36 | 82 | .439 | 13 | 41 | .317 | 17 | 17 | 1.000 | 17 | 65 | 82 | 6.8 | 17 | 0 | 102 | 8.5 |
| 2 | Vance Jackson Jr. | 12 | 2 | 19.7 | 16.4 | 25 | 63 | .397 | 16 | 42 | .381 | 7 | 11 | .636 | 6 | 31 | 37 | 3.1 | 13 | 0 | 73 | 6.1 |
| 4 | Davonte Davis | 10 | 2 | 13.9 | 13.9 | 23 | 43 | .535 | 2 | 4 | .500 | 5 | 7 | .714 | 11 | 17 | 28 | 2.8 | 18 | 0 | 53 | 5.3 |
| 10 | Jaylin Williams | 10 | 1 | 12.4 | 12.4 | 12 | 22 | .545 | 4 | 12 | .333 | 5 | 7 | .714 | 12 | 29 | 41 | 4.1 | 14 | 0 | 33 | 3.3 |
| 12 | Khalen Robinson | 11 | 0 | 9.2 | 8.4 | 9 | 21 | .429 | 5 | 12 | .417 | 6 | 8 | .750 | 0 | 10 | 10 | 0.9 | 16 | 1 | 29 | 2.6 |
| 24 | Ethan Henderson | 7 | 0 | 3.5 | 5.0 | 4 | 5 | .800 | 0 | 0 | .000 | 1 | 2 | .500 | 5 | 5 | 10 | 1.4 | 3 | 0 | 9 | 1.3 |
| 13 | Emeka Obukwelu | 4 | 0 | 7 | 1.8 | 0 | 1 | .000 | 0 | 1 | .000 | 0 | 0 | .000 | 0 | 1 | 1 | 0.3 | 0 | 0 | 0 | 0.0 |
| 14 | Brandon Kimble | 4 | 0 | 5 | 1.3 | 0 | 0 | .000 | 0 | 0 | .000 | 0 | 0 | .000 | 0 | 1 | 1 | 0.3 | 0 | 0 | 0 | 0.0 |
| 33 | Bryson Morehead | 3 | 0 | 2 | 0.7 | 0 | 1 | .000 | 0 | 1 | .000 | 0 | 0 | .000 | 0 | 0 | 0 | 0.0 | 0 | 0 | 0 | 0.0 |
| TEAM..... | | | | | | | | | | | | | | | 17 | 26 | 43 | 3.6 | 0 | 4 | 0 | |
| ARKANSAS..... | | | | 12 | | 373 | 808 | .462 | 116 | 326 | .356 | 196 | 266 | .737 | 163 | 357 | 520 | 43.3 | 206 | 3 | 192 | 88.2 |
| Opponents..... | | | | 12 | | 286 | 725 | .394 | 80 | 267 | .300 | 155 | 225 | .689 | 106 | 304 | 410 | 34.2 | 226 | 4 | 137 | 67.2 |

| | | | |
|-------------------|-----|-----|-------|
| SCORE BY PERIODS: | 1st | 2nd | Total |
| Arkansas | 509 | 549 | 1058 |
| Opponents | 384 | 423 | 807 |

| | | | |
|--------------------|-----|-----|-------|
| DEADBALL REBOUNDS: | OFF | DEF | TOTAL |
| Arkansas | 32 | 11 | 43 |
| Opponents | 35 | 6 | 41 |

ARKANSAS RAZORBACKS

2020-21 STATISTICS • SEC GAMES ONLY

| | | | |
|----------|---------|------|------|
| RECORD: | OVERALL | HOME | AWAY |
| SEC ONLY | 2-2 | 1-1 | 1-1 |

| ## | Player | GP | GS | Min | Avg | • TOTAL • | | | • 3-PTS • | | | • REBOUNDS • | | | PF | FO | A | TO | Blk | St | Pts | Avg |
|-----------------|-------------------|----|----|------|------|-----------|-----|-------|-----------|-----|------|--------------|-----|-------|----|-----|-----|------|-----|----|-----|------|
| | | | | | | FG | FGA | Pct | 3FG | FGA | Pct | FT | FTA | Pct | | | | | | | | |
| 1 | JD Notae | 4 | 0 | 10.2 | 25.5 | 22 | 50 | .440 | 8 | 18 | .444 | 19 | 23 | .826 | 1 | 9 | 10 | 2.5 | 7 | 0 | 71 | 17.8 |
| 5 | Moses Moody | 4 | 4 | 15.3 | 38.2 | 18 | 49 | .367 | 9 | 24 | .375 | 20 | 24 | .833 | 8 | 14 | 22 | 5.5 | 12 | 0 | 65 | 16.3 |
| 11 | Jalen Tate | 4 | 4 | 12.4 | 31.0 | 20 | 34 | .588 | 3 | 8 | .375 | 7 | 10 | .700 | 1 | 12 | 13 | 3.3 | 15 | 1 | 50 | 12.5 |
| 3 | Desi Sills | 4 | 3 | 11.3 | 28.3 | 12 | 34 | .353 | 5 | 14 | .357 | 8 | 13 | .615 | 7 | 10 | 17 | 4.3 | 8 | 0 | 37 | 9.3 |
| 23 | Connor Vanover | 4 | 4 | 7.6 | 19.0 | 10 | 31 | .323 | 2 | 14 | .143 | 11 | 11 | 1.000 | 8 | 13 | 21 | 5.3 | 10 | 0 | 33 | 8.3 |
| 4 | Davonte Davis | 4 | 2 | 7.5 | 18.8 | 14 | 25 | .560 | 1 | 2 | .500 | 1 | 3 | .333 | 5 | 7 | 12 | 3.0 | 9 | 0 | 30 | 7.5 |
| 2 | Vance Jackson Jr. | 4 | 1 | 7.1 | 17.8 | 10 | 22 | .455 | 7 | 13 | .538 | 2 | 4 | .500 | 0 | 13 | 13 | 3.3 | 6 | 0 | 29 | 7.3 |
| 10 | Jaylin Williams | 4 | 1 | 5.5 | 13.8 | 7 | 11 | .636 | 1 | 4 | .250 | 1 | 1 | 1.000 | 6 | 10 | 16 | 4.0 | 9 | 0 | 16 | 4.0 |
| 0 | Justin Smith | 1 | 1 | 12 | 12.0 | 2 | 3 | .667 | 0 | 0 | .000 | 0 | 2 | .000 | 1 | 3 | 4 | 4.0 | 1 | 0 | 4 | 4.0 |
| 24 | Ethan Henderson | 4 | 0 | 9 | 2.3 | 1 | 1 | 1.000 | 0 | 0 | .000 | 1 | 2 | .500 | 1 | 0 | 1 | 0.3 | 1 | 0 | 3 | 0.8 |
| 12 | Khalen Robinson | 3 | 0 | 9 | 3.0 | 0 | 0 | .000 | 0 | 0 | .000 | 0 | 0 | .000 | 0 | 2 | 2 | 0.7 | 4 | 0 | 0 | 0.0 |
| 14 | Brandon Kimble | 1 | 0 | 1 | 1.0 | 0 | 0 | .000 | 0 | 0 | .000 | 0 | 0 | .000 | 0 | 0 | 0 | 0.0 | 0 | 0 | 0 | 0.0 |
| 33 | Bryson Morehead | 1 | 0 | 0 | 0.0 | 0 | 0 | .000 | 0 | 0 | .000 | 0 | 0 | .000 | 0 | 0 | 0 | 0.0 | 0 | 0 | 0 | 0.0 |
| 13 | Emeka Obukwelu | 1 | 0 | 0 | 0.0 | 0 | 0 | .000 | 0 | 0 | .000 | 0 | 0 | .000 | 0 | 0 | 0 | 0.0 | 0 | 0 | 0 | 0.0 |
| TEAM..... | | | | | | | | | | | | | | | 8 | 8 | 16 | 4.0 | 0 | 3 | 0 | |
| RAZORBACKS..... | | | | 4 | | 116 | 260 | .446 | 36 | 97 | .371 | 70 | 93 | .753 | 46 | 101 | 147 | 36.8 | 82 | 1 | 338 | 84.5 |
| Opponents..... | | | | 4 | | 106 | 228 | .465 | 30 | 85 | .353 | 72 | 102 | .706 | 34 | 109 | 143 | 35.8 | 80 | 1 | 314 | 78.5 |

| | | | |
|-------------------|-----|-----|-------|
| SCORE BY PERIODS: | 1st | 2nd | Total |
| Arkansas | 160 | 178 | 338 |
| Opponents | 144 | 170 | 314 |

| | | | |
|--------------------|-----|-----|-------|
| DEADBALL REBOUNDS: | OFF | DEF | TOTAL |
| Arkansas | 11 | 2 | 13 |
| Opponents | 15 | 1 | 16 |

2020-21 RAZORBACK GAME-BY-GAME STATISTICS

| Opponent | Date | Score | W/L | • TOTAL • | | | • 3-PTRS • | | | • REBOUNDS • | | | | PF | | | | | | Pts | Avg | | |
|--------------------|----------|--------|-----|-----------|-----|------|------------|-----|------|--------------|-----|------|-----|-----|-----|------|-----|-----|-----|-----|-----|------|-------|
| | | | | FG | FGA | Pct | 3FG | FGA | Pct | FT | FTA | Pct | Off | | Def | Tot | Avg | A | TO | | | Blk | Stl |
| MISSISSIPPI VALLEY | 11/25/20 | 142-62 | W | 48 | 86 | .558 | 20 | 40 | .500 | 26 | 33 | .788 | 20 | 38 | 58 | 58.0 | 12 | 26 | 7 | 4 | 11 | 142 | 142.0 |
| NORTH TEXAS | 11/28/20 | 69-54 | W | 23 | 55 | .418 | 6 | 22 | .273 | 17 | 26 | .654 | 12 | 28 | 40 | 49.0 | 14 | 10 | 16 | 8 | 9 | 69 | 105.5 |
| UT ARLINGTON | 12/02/20 | 72-60 | W | 25 | 62 | .403 | 7 | 21 | .333 | 15 | 19 | .789 | 17 | 26 | 43 | 47.0 | 16 | 12 | 11 | 4 | 8 | 72 | 94.3 |
| LIPSCOMB | 12/05/20 | 86-50 | W | 33 | 66 | .500 | 11 | 34 | .324 | 9 | 12 | .750 | 10 | 44 | 54 | 48.8 | 21 | 17 | 12 | 7 | 4 | 86 | 92.2 |
| SOUTHERN U. | 12/09/20 | 79-44 | W | 30 | 67 | .448 | 11 | 33 | .333 | 8 | 17 | .471 | 13 | 33 | 46 | 48.2 | 10 | 16 | 12 | 8 | 8 | 79 | 89.6 |
| CENTRAL ARKANSAS | 12/12/20 | 100-75 | W | 40 | 76 | .526 | 12 | 30 | .400 | 8 | 9 | .889 | 7 | 28 | 35 | 46.0 | 15 | 26 | 8 | 8 | 10 | 100 | 91.3 |
| ORAL ROBERTS | 12/20/20 | 87-76 | W | 32 | 77 | .416 | 4 | 24 | .167 | 19 | 27 | .704 | 24 | 34 | 58 | 47.7 | 18 | 14 | 15 | 7 | 8 | 87 | 90.7 |
| ABILENE CHRISTIAN | 12/22/20 | 85-72 | W | 26 | 59 | .441 | 9 | 25 | .360 | 24 | 30 | .800 | 14 | 25 | 39 | 46.6 | 18 | 15 | 13 | 5 | 6 | 85 | 90.0 |
| at Auburn | 12/30/20 | 97-85 | W | 32 | 65 | .492 | 9 | 28 | .321 | 24 | 31 | .774 | 13 | 21 | 34 | 45.2 | 16 | 13 | 10 | 4 | 13 | 97 | 90.8 |
| MISSOURI | 01/02/21 | 68-81 | L | 19 | 71 | .268 | 7 | 28 | .250 | 23 | 34 | .676 | 16 | 20 | 36 | 44.3 | 26 | 7 | 9 | 5 | 13 | 68 | 88.5 |
| at Tennessee | 01/06/21 | 74-79 | L | 29 | 55 | .527 | 8 | 20 | .400 | 8 | 10 | .800 | 6 | 31 | 37 | 43.6 | 22 | 12 | 20 | 2 | 2 | 74 | 87.2 |
| GEORGIA | 01/09/21 | 99-69 | W | 36 | 69 | .522 | 12 | 21 | .571 | 15 | 18 | .833 | 11 | 29 | 40 | 43.3 | 18 | 24 | 14 | 1 | 7 | 99 | 88.2 |
| Arkansas | | 1058 | | 373 | 808 | .462 | 116 | 326 | .356 | 196 | 266 | .737 | 163 | 357 | 520 | 43.3 | 206 | 192 | 147 | 63 | 99 | 1058 | 88.2 |
| Opponents | | 807 | | 286 | 725 | .394 | 80 | 267 | .300 | 155 | 225 | .689 | 106 | 304 | 410 | 34.2 | 226 | 137 | 177 | 38 | 70 | 807 | 67.2 |

Games played: 12

Points/game: 88.2

FG Pct: 46.2

3FG Pct: 35.6

FT Pct: 73.7

Rebounds/game: 43.3

Assists/game: 16.0

Turnovers/game: 12.3

Assist/turnover ratio: 1.3

Steals/game: 8.3

Blocks/game: 5.3

2020-21 OPPONENT GAME-BY-GAME STATISTICS

| Opponent | Date | Score | W/L | • TOTAL • | | | • 3-PTRS • | | | | | | • REBOUNDS • | | | | | | | | | | |
|--------------------|----------|--------|-----|-----------|-----|------|------------|-----|------|-----|-----|------|--------------|-----|-----|------|-----|-----|-----|-----|-----|------|------|
| | | | | FG | FGA | Pct | 3FG | FGA | Pct | FT | FTA | Pct | Off | Def | Tot | Avg | PF | A | TO | Blk | Stl | Pts | Avg |
| MISSISSIPPI VALLEY | 11/25/20 | 142-62 | W | 23 | 72 | .319 | 13 | 39 | .333 | 3 | 6 | .500 | 11 | 22 | 33 | 33.0 | 26 | 12 | 21 | 6 | 3 | 62 | 62.0 |
| NORTH TEXAS | 11/28/20 | 69-54 | W | 21 | 58 | .362 | 2 | 13 | .154 | 10 | 13 | .769 | 10 | 26 | 36 | 34.5 | 17 | 10 | 16 | 2 | 5 | 54 | 58.0 |
| UT ARLINGTON | 12/02/20 | 72-60 | W | 21 | 54 | .389 | 7 | 19 | .368 | 11 | 16 | .688 | 10 | 20 | 30 | 33.0 | 18 | 7 | 13 | 3 | 7 | 60 | 58.7 |
| LIPSCOMB | 12/05/20 | 86-50 | W | 15 | 59 | .254 | 5 | 21 | .238 | 15 | 27 | .556 | 8 | 24 | 32 | 32.8 | 11 | 9 | 7 | 0 | 7 | 50 | 56.5 |
| SOUTHERN U. | 12/09/20 | 79-44 | W | 18 | 63 | .286 | 1 | 13 | .077 | 7 | 10 | .700 | 10 | 29 | 39 | 34.0 | 21 | 5 | 15 | 0 | 6 | 44 | 54.0 |
| CENTRAL ARKANSAS | 12/12/20 | 100-75 | W | 28 | 66 | .424 | 9 | 26 | .346 | 10 | 12 | .833 | 8 | 29 | 37 | 34.5 | 12 | 14 | 14 | 1 | 5 | 75 | 57.5 |
| ORAL ROBERTS | 12/20/20 | 87-76 | W | 25 | 64 | .391 | 8 | 29 | .276 | 18 | 24 | .750 | 7 | 25 | 32 | 34.1 | 22 | 11 | 13 | 7 | 10 | 76 | 60.1 |
| ABILENE CHRISTIAN | 12/22/20 | 85-72 | W | 29 | 61 | .475 | 5 | 22 | .227 | 9 | 15 | .600 | 8 | 20 | 28 | 33.4 | 19 | 13 | 12 | 4 | 3 | 72 | 61.6 |
| at Auburn | 12/30/20 | 97-85 | W | 28 | 54 | .519 | 15 | 29 | .517 | 14 | 24 | .583 | 11 | 23 | 34 | 33.4 | 20 | 18 | 19 | 5 | 6 | 85 | 64.2 |
| MISSOURI | 01/02/21 | 68-81 | L | 24 | 51 | .471 | 5 | 19 | .263 | 28 | 39 | .718 | 10 | 41 | 51 | 35.2 | 29 | 14 | 21 | 1 | 3 | 81 | 65.9 |
| at Tennessee | 01/06/21 | 74-79 | L | 27 | 60 | .450 | 5 | 18 | .278 | 20 | 26 | .769 | 6 | 22 | 28 | 34.5 | 12 | 13 | 5 | 9 | 10 | 79 | 67.1 |
| GEORGIA | 01/09/21 | 99-69 | W | 27 | 63 | .429 | 5 | 19 | .263 | 10 | 13 | .769 | 7 | 23 | 30 | 34.2 | 19 | 11 | 21 | 0 | 5 | 69 | 67.2 |
| Opponents | | 807 | | 286 | 725 | .394 | 80 | 267 | .300 | 155 | 225 | .689 | 106 | 304 | 410 | 34.2 | 226 | 137 | 177 | 38 | 70 | 807 | 67.2 |
| Arkansas | | 1058 | | 373 | 808 | .462 | 116 | 326 | .356 | 196 | 266 | .737 | 163 | 357 | 520 | 43.3 | 206 | 192 | 147 | 63 | 99 | 1058 | 88.2 |

Games played: 12

Points/game: 67.2

FG Pct: 39.4

3FG Pct: 30.0

FT Pct: 68.9

Rebounds/game: 34.2

Assists/game: 11.4

Turnovers/game: 14.8

Assist/turnover ratio: 0.8

Steals/game: 5.8

Blocks/game: 3.2

ARKANSAS RAZORBACKS

2020-21 GAME-BY-GAME POINTS-ASSISTS-REBOUNDS

| | | | | 0 | 1 | 2 | 3 | 4 | 5 | 10 | 11 | 12 | 13 | 14 | 22 | 23 | 24 | 33 |
|----------|----------|--------|----|---------|--------|---------|---------|--------|---------|----------|---------|----------|----------|--------|---------|---------|-----------|----------|
| Opponent | Date | Score | WL | Smith | Notae | Jackson | Sills | Davis | Moody | Williams | Tate | Robinson | Obukwelu | Kimble | Iyola | Vanover | Henderson | Morehead |
| MVSU | 11/25/20 | 142-62 | W | 13-4-2 | 13-5-7 | 15-7-0 | 19-2-2 | 5-3-2 | 16-3-2 | 9-10-1 | 12-5-6 | 15-2-3 | 0-1-1 | 0-1-0 | DNP-Inj | 23-8-0 | 2-3-0 | 0-0-0 |
| UNT | 11/28/20 | 69-54 | W | 18-6-1 | 16-6-3 | 0-0-0 | 14-3-1 | DNP | 11-2-1 | DNP | 2-4-2 | 2-0-0 | DNP | DNP | DNP-Inj | 6-16-2 | DNP | DNP |
| UTA | 12/02/20 | 72-60 | W | 11-9-2 | 5-2-1 | 0-5-1 | 3-3-2 | DNP | 24-9-1 | 0-3-0 | 14-6-4 | 3-0-1 | DNP | DNP | DNP-Inj | 12-2-0 | DNP | DNP |
| LIPS | 12/05/20 | 86-50 | W | 9-6-0 | 12-4-1 | 10-3-1 | 6-4-2 | 4-3-1 | 18-8-3 | 6-7-1 | 6-4-3 | 5-2-4 | 0-0-0 | 0-0-0 | DNP-Inj | 6-9-1 | 4-4-0 | DNP |
| SU | 12/09/20 | 79-44 | W | 11-4-2 | 12-2-0 | 3-2-2 | 11-3-5 | 14-7-2 | 12-5-2 | 0-2-0 | 12-4-2 | 1-2-1 | 0-0-0 | 0-0-0 | DNP-Inj | 3-9-0 | 0-2-0 | 0-0-0 |
| UCA | 12/12/20 | 100-75 | W | 12-4-1 | 22-2-6 | 6-0-1 | 17-3-4 | 0-1-0 | 15-7-3 | 2-2-0 | 17-1-11 | 0-0-0 | DNP | DNP | DNP-Inj | 9-10-0 | DNP | DNP |
| ORU | 12/20/20 | 87-76 | W | 22-17-0 | 15-5-3 | 5-4-2 | 16-10-2 | 0-1-2 | 18-7-1 | DNP | 8-6-4 | 0-1-0 | DNP | DNP | DNP-Inj | 3-3-0 | DNP | DNP |
| ACU | 12/22/20 | 85-72 | W | 4-10-0 | 19-2-1 | 5-3-2 | 18-3-2 | 0-1-0 | 21-4-2 | 0-1-0 | 8-7-5 | 3-1-1 | DNP | DNP | DNP-Inj | 7-4-2 | DNP | DNP |
| at AUB | 12/30/20 | 97-85 | W | 4-4-1 | 21-3-2 | 0-2-1 | 23-6-2 | 4-1-1 | 16-6-1 | 0-2-1 | 12-3-4 | 0-0-0 | DNP | DNP | DNP-Inj | 17-5-0 | 0-0-0 | DNP |
| MIZZOU | 01/02/21 | 68-81 | L | DNP-Inj | 19-3-1 | 0-0-0 | 6-4-2 | 4-4-0 | 18-10-1 | 8-3-0 | 8-1-1 | 0-0-0 | DNP | DNP | DNP-Inj | 4-7-2 | 1-0-0 | DNP |
| at UT | 01/06/21 | 74-79 | L | DNP-Inj | 19-4-3 | 14-9-1 | 0-2-0 | 2-0-0 | 6-2-1 | 6-2-0 | 15-5-6 | 0-2-1 | DNP | DNP | DNP-Inj | 12-7-0 | 0-0-0 | DNP |
| UGA | 01/09/21 | 99-69 | W | DNP | 12-0-0 | 15-2-2 | 8-5-2 | 20-7-6 | 25-4-2 | 2-9-2 | 15-4-10 | DNP | 0-0-0 | 0-0-0 | DNP-Inj | 0-2-0 | 2-1-0 | 0-0-0 |

ARKANSAS RAZORBACKS

2020-21 STARTING LINEUPS

| Date | Opponent | | | | | | 1st SUB(S) | Outcome | RECORD BY LINEUP: | | | | | | RECORD BY STARTER | | | |
|---------|-------------------|------|-------|-------|----------|---------|------------------|-----------|-------------------|-------|-------|----------|---------|-----|-------------------|----|------|--|
| Nov. 25 | Miss Valley St | Tate | Sills | Moody | Smith | Jackson | Notae / Williams | W, 142-62 | Tate | Sills | Moody | Smith | Jackson | 1-0 | Tate | 12 | 10-2 | |
| Nov. 28 | North Texas | Tate | Sills | Moody | Smith | Vanover | Robinson | W, 69-54 | Tate | Sills | Moody | Smith | Vanover | 8-0 | Sills | 11 | 9-2 | |
| Dec. 2 | UT Arlington | Tate | Sills | Moody | Smith | Vanover | Jackson | W, 72-60 | Tate | Sills | Moody | Davis | Vanover | 0-1 | Moody | 12 | 10-2 | |
| Dec. 5 | Lipscomb | Tate | Sills | Moody | Smith | Vanover | Williams | W, 86-50 | Tate | Sills | Moody | Williams | Vanover | 0-1 | Smith | 9 | 9-0 | |
| Dec. 9 | Southern | Tate | Sills | Moody | Smith | Vanover | Notae | W, 79-44 | Tate | Davis | Moody | Jackson | Vanover | 1-0 | Vanover | 11 | 9-2 | |
| Dec. 12 | Central Arkansas | Tate | Sills | Moody | Smith | Vanover | Notae | W, 100-75 | | | | | | | Jackson | 3 | 2-1 | |
| Dec. 20 | Oral Roberts | Tate | Sills | Moody | Smith | Vanover | Notae | W, 87-76 | | | | | | | Davis | 1 | 0-1 | |
| Dec. 22 | Abilene Christian | Tate | Sills | Moody | Smith | Vanover | Notae | W, 85-72 | | | | | | | Williams | 1 | 0-1 | |
| Dec. 30 | at Auburn | Tate | Sills | Moody | Smith | Vanover | Notae | W, 97-85 | | | | | | | | | | |
| Jan. 2 | Missouri | Tate | Sills | Moody | Davis | Vanover | Notae / Williams | L, 68-81 | | | | | | | | | | |
| Jan. 6 | at Tennessee | Tate | Sills | Moody | Williams | Vanover | Jackson | L, 74-79 | | | | | | | | | | |
| Jan 9 | GEORGIA | Tate | Davis | Moody | Jackson | Vanover | Williams | W, 99-69 | | | | | | | | | | |
| | | | | | | | | | | | | | | | RECORD BY 1ST SUB | | | |
| | | | | | | | | | | | | | | | (Including ties) | | | |
| | | | | | | | | | | | | | | | Notae | 7 | 6-1 | |
| | | | | | | | | | | | | | | | Williams | 4 | 3-1 | |
| | | | | | | | | | | | | | | | Jackson | 2 | 1-1 | |
| | | | | | | | | | | | | | | | Robinson | 1 | 1-0 | |

| RECORD BY 1ST SUB (including ties) | | |
|---------------------------------------|---|-----|
| Notae | 7 | 6-1 |
| Williams | 4 | 3-1 |
| Jackson | 2 | 1-1 |
| Robinson | 1 | 1-0 |

ARKANSAS RAZORBACKS

2020-21 SPECIALTY STATS (ARKANSAS/OPPONENT)

| Opponent | Pts in Paint | Pts Off TO | 2nd Chance | Fast Break | Bench | Ties | Lead Chng | Ark Largest Lead | Best Ark Run | Opp Largest Lead | Best Opp Run | Ark Led | Opp Led | Gm Tied |
|-------------------|--------------|------------|------------|------------|---------|------|-----------|------------------|--------------|------------------|--------------|---------|---------|---------|
| MISS VALLEY ST | 56 / 16 | 43 / 5 | 32 / 9 | 24 / 15 | 67 / 17 | 0 | 2 | 80 2:08 2nd | 28-0 | 1 19:20 1st | 8-0 | 37:56 | 1:54 | 0:10 |
| NORTH TEXAS | 26 / 34 | 20 / 11 | 14 / 4 | 14 / 12 | 18 / 18 | 3 | 0 | 20 16:11 2nd | 10-0 | - - - | 9-0 | 36:51 | - | 3:09 |
| UT ARLINGTON | 28 / 14 | 20 / 10 | 21 / 6 | 11 / 4 | 8 / 18 | 4 | 2 | 21 13:05 2nd | 13-0 | 3 17:25 1st | 6-0 | 35:30 | 2:27 | 2:03 |
| LIPSCOMB | 38 / 16 | 7 / 7 | 20 / 10 | 18 / 4 | 41 / 24 | 0 | 0 | 42 6:30 2nd | 12-0 | - - - | 9-0 | 39:47 | -- | 0:13 |
| SOUTHERN | 32 / 26 | 21 / 11 | 21 / 6 | 16 / 8 | 30 / 19 | 0 | 0 | 35 0:18 2nd | 17-0 | - - - | 6-0 | 39:40 | -- | 0:20 |
| CENTRAL ARK. | 54 / 32 | 13 / 11 | 6 / 10 | 24 / 19 | 30 / 29 | 1 | 1 | 26 1:30 2nd | 12-0 | 10 11:35 1st | 7-0 | 27:18 | 11:20 | 1:22 |
| ORAL ROBERTS | 56 / 22 | 19 / 21 | 22 / 6 | 15 / 11 | 20 / 15 | 2 | 6 | 11 0:37 2nd | 10-0 | 12 19:43 2nd | 8-0 | 17:17 | 20:20 | 2:23 |
| ABILENE CHRISTIAN | 24 / 40 | 10 / 10 | 15 / 9 | 11 / 8 | 27 / 35 | 0 | 1 | 22 3:33 1st | 11-0 | 1 19:30 1st | 6-0 | 39:16 | 0:14 | -- |
| at Auburn | 36 / 20 | 27 / 11 | 16 / 14 | 22 / 20 | 25 / 29 | 2 | 2 | 12 0:01 2nd | 10-0 | 1 16:00 1st | 8-0 | 38:33 | 0:19 | 1:08 |
| MISSOURI | 22 / 34 | 15 / 9 | 11 / 9 | 13 / 9 | 28 / 10 | 3 | 2 | 2 9:16 1st | 8-0 | 18 3:24 2nd | 6-0 | 0:14 | 38:10 | 1:36 |
| at Tennessee | 36 / 36 | 4 / 19 | 2 / 6 | 8 / 9 | 35 / 22 | 5 | 5 | 7 9:23 1st | 7-0 | 8 3:56 2nd | 7-0 | 24:35 | 11:27 | 3:58 |
| GEORGIA | 34 / 38 | 25 / 8 | 9 / 6 | 29 / 18 | 24 / 18 | 3 | 7 | 35 6:00 2nd | 12-0 | 5 18:33 1st | 8-0 | 34:40 | 3:56 | 1:24 |

DEFLECTIONS (Arkansas career Only)

| Player | 18-19 | 19-20 | 20-21 | Career |
|-----------|-------|-------|-------|--------|
| Davis | - | - | 40 | 40 |
| Henderson | 7 | 30 | 4 | 41 |
| Iyiola | - | - | - | - |
| Jackson | - | - | 14 | 14 |
| Moody | - | - | 50 | 50 |
| Notae | - | - | 41 | 41 |
| Robinson | - | - | 4 | 4 |
| Sills | 60 | 82 | 67 | 209 |
| Smith | - | - | 43 | 43 |
| Tate | - | - | 29 | 29 |
| Vanover | - | - | 54 | 54 |
| Williams | - | - | 25 | 25 |

MOST IN A GAME 2020-21:

- 14 **Smith** (UNT)
- 11 **Moody** (UGA)
- 10 **Vanover** (UNT • SOU) — **Sills** (UTA • UCA) — **Davis** (@AUB • UGA)
- 9 **Sills** (MVSU • @AUB) — **Vanover** (LIP) — **Davis** (MIZ)

CHARGES DRAWN (Arkansas career Only)

| Player | 18-19 | 19-20 | 20-21 | Career |
|-----------|-------|-------|-------|--------|
| Davis | - | - | 0 | 0 |
| Henderson | 0 | 1 | 0 | 1 |
| Iyiola | - | - | - | - |
| Jackson | - | - | 2 | 2 |
| Moody | - | - | 1 | 1 |
| Notae | - | - | 1 | 1 |
| Robinson | - | - | 2 | 2 |
| Sills | 3 | 5 | 2 | 10 |
| Smith | - | - | 1 | 1 |
| Tate | - | - | 5 | 5 |
| Vanover | - | - | 0 | 0 |
| Williams | - | - | 6 | 6 |

DUNKS (Arkansas career Only)

| Player | 18-19 | 19-20 | 20-21 | Career |
|-----------|-------|-------|-------|--------|
| Davis | - | - | 0 | 0 |
| Henderson | 2 | 7 | 2 | 11 |
| Iyiola | - | - | - | - |
| Jackson | - | - | 1 | 1 |
| Moody | - | - | 5 | 5 |
| Notae | - | - | 1 | 1 |
| Robinson | - | - | 0 | 0 |
| Sills | 1 | 2 | 3 | 6 |
| Smith | - | - | 12 | 12 |
| Tate | - | - | 3 | 3 |
| Vanover | - | - | 7 | 7 |
| Williams | - | - | 0 | 0 |

ARKANSAS RAZORBACKS

2020-21 GAME HIGHS IN...

| Opponent | DATE | SCORE | RESULT | POINTS | REBOUNDS | ASSISTS | STEALS | BLOCKED SHOTS |
|--------------------|----------|--------|--------|-------------------|-------------------------------|--------------------------------|---|-------------------------------------|
| MISSISSIPPI VALLEY | 11/25/20 | 142-62 | W | 23-Connor Vanover | 10-Jaylin Williams | 7-JD Notae | 3-Desi Sills Moses Moody Justin Smith | 3-Connor Vanover |
| NORTH TEXAS | 11/28/20 | 69-54 | W | 18-Justin Smith | 16-Connor Vanover | 3-JD Notae | 3-Justin Smith Moses Moody | 6-Connor Vanover |
| UT ARLINGTON | 12/02/20 | 72-60 | W | 24-Moses Moody | 9-Justin Smith Moses Moody | 4-Jalen Tate | 4-Desi Sills | 2-Connor Vanover |
| LIPSCOMB | 12/05/20 | 86-50 | W | 18-Moses Moody | 9-Connor Vanover | 4-Khalen Robinson | 1-Connor Vanover Khalen Robinson Moses Moody Davonte Davis | 4-Connor Vanover |
| SOUTHERN U. | 12/09/20 | 79-44 | W | 14-Davonte Davis | 9-Connor Vanover | 5-Desi Sills | 3-Connor Vanover | 3-Connor Vanover |
| CENTRAL ARKANSAS | 12/12/20 | 100-75 | W | 22-JD Notae | 10-Connor Vanover | 11-Jalen Tate | 3-JD Notae Desi Sills | 2-Justin Smith Connor Vanover |
| ORAL ROBERTS | 12/20/20 | 87-76 | W | 22-Justin Smith | 17-Justin Smith | 4-Jalen Tate | 2-Justin Smith | 3-JD Notae |
| ABILENE CHRISTIAN | 12/22/20 | 85-72 | W | 21-Moses Moody | 10-Justin Smith | 5-Jalen Tate | 2-Desi Sills | 2-Vance Jackson Jr. Moses Moody |
| at Auburn | 12/30/20 | 97-85 | W | 23-Desi Sills | 6-Moses Moody Desi Sills | 4-Jalen Tate | 4-JD Notae | 2-JD Notae |
| MISSOURI | 01/02/21 | 68-81 | L | 19-JD Notae | 10-Moses Moody | 2-Desi Sills Connor Vanover | 3-Davonte Davis Desi Sills | 2-Jaylin Williams Connor Vanover |
| at Tennessee | 01/06/21 | 74-79 | L | 19-JD Notae | 9-Vance Jackson Jr. | 6-Jalen Tate | 1-Jalen Tate Davonte Davis | 1-Connor Vanover Jaylin Williams |
| GEORGIA | 01/09/21 | 99-69 | W | 25-Moses Moody | 9-Jaylin Williams | 10-Jalen Tate | 2-Davonte Davis Jalen Tate | 1-Jaylin Williams |

| LED TEAM IN POINTS (including ties) | LED TEAM IN REBS (including ties) | LED TEAM IN ASSISTS (including ties) | LED TEAM IN STEALS (including ties) | LED TEAM IN BLKS (including ties) |
|--|--------------------------------------|---|--|--------------------------------------|
| Moody 4 | Vanover 4 | Tate 7 | Sills 6 | Vanover 8 |
| Notae 3 | Smith 3 | Notae 2 | Davis 4 | Williams 3 |
| Smith 2 | Moody 3 | Sills 2 | Moody 3 | Notae 2 |
| Sills 1 | Williams 2 | Vanover 1 | Smith 3 | Smith 1 |
| Davis 1 | Jackson 1 | Robinson 1 | Notae 2 | Jackson 1 |
| Vanover 1 | Sills 1 | | Vanover 2 | Moody 1 |
| | | | Tate 2 | |
| | | | Robinson 1 | |

| GAME 1 | | 62 | Mississippi Valley State 30 | 32 | 62 | 142 | |
|---|--|----------|-----------------------------|----|-----|-----|--|
| SEC ESPN | | ARKANSAS | 61 | 81 | 142 | | |
| Nov. 26, 2020 • Fayetteville, Ark. • Bud Walton Arena | | | | | | | |

Mississippi Valley 62 • 0-1

| # | Player | Total | | 3-Ptr | | Rebounds | | | PF | TP | A | TO | Blk | Stl | Min |
|-----------------|--------------------|--------|--------|-----------|--------|----------|-------|-----|-------|-------|----------|----|-----|-----|-----|
| | | FG-FGA | FT-FTA | FG-FGA | FT-FTA | Off | Def | Tot | | | | | | | |
| 13 | Ronald Williams | f | 0-1 | 0-0 | 0-0 | 1 | 3 | 4 | 5 | 0 | 0 | 2 | 0 | 0 | 11 |
| 00 | Treylen Smith | f | 3-9 | 1-3 | 0-0 | 1 | 1 | 2 | 4 | 7 | 1 | 3 | 2 | 0 | 15 |
| 02 | Kam'Ron Cunningham | f | 5-17 | 3-9 | 0-2 | 1 | 1 | 2 | 1 | 13 | 2 | 5 | 0 | 0 | 37 |
| 03 | Caleb Hunter | f | 3-9 | 3-5 | 1-2 | 2 | 1 | 3 | 4 | 10 | 1 | 2 | 1 | 0 | 28 |
| 11 | Terry Collins | f | 6-18 | 3-12 | 0-0 | 1 | 1 | 2 | 2 | 15 | 3 | 6 | 1 | 2 | 36 |
| 01 | Alexander Perry | f | 2-7 | 1-4 | 2-2 | 1 | 4 | 5 | 2 | 7 | 3 | 1 | 1 | 0 | 26 |
| 10 | Devin Gordon | f | 4-9 | 2-6 | 0-0 | 2 | 2 | 4 | 4 | 10 | 0 | 1 | 0 | 0 | 23 |
| 21 | Quairen Walden | f | 0-1 | 0-0 | 0-0 | 1 | 1 | 2 | 1 | 0 | 1 | 0 | 1 | 1 | 9 |
| 23 | Donaldson Fanord | f | 0-1 | 0-0 | 0-0 | 1 | 4 | 5 | 3 | 0 | 1 | 1 | 0 | 0 | 15 |
| Team | | | | | | 0 | 4 | 4 | | | | | | | |
| Totals | | | 23-72 | 13-39 | 3-6 | 11 | 22 | 33 | 26 | 62 | 12 | 21 | 6 | 3 | 200 |
| FG % 1st Half: | | 11-38 | 28.9% | 2nd half: | 12-34 | 35.3% | Game: | | 23-72 | 31.9% | Deadball | | | | |
| 3FG % 1st Half: | | 8-22 | 36.4% | 2nd half: | 5-17 | 29.4% | Game: | | 13-39 | 33.3% | Rebounds | | | | |
| FT % 1st Half: | | 0-1 | 0.0% | 2nd half: | 3-5 | 60.0% | Game: | | 3-6 | 50.0% | 1 | | | | |

Arkansas 142 • 1-0

| # | Player | Total | | 3-Ptr | | Rebounds | | | PF | TP | A | TO | Blk | Stl | Min |
|-----------------|-------------------|--------|--------|-----------|--------|----------|-------|-----|-------|-------|----------|----|-----|-----|-----|
| | | FG-FGA | FT-FTA | FG-FGA | FT-FTA | Off | Def | Tot | | | | | | | |
| 00 | Justin Smith | f | 6-9 | 0-0 | 1-3 | 3 | 1 | 4 | 0 | 13 | 2 | 0 | 0 | 3 | 20 |
| 02 | Vance Jackson Jr. | f | 5-9 | 4-6 | 1-1 | 2 | 5 | 7 | 0 | 15 | 0 | 1 | 0 | 0 | 15 |
| 11 | Jalen Tate | f | 4-7 | 2-3 | 2-3 | 1 | 4 | 5 | 3 | 12 | 6 | 2 | 0 | 1 | 17 |
| 03 | Desi Sills | f | 8-10 | 2-3 | 1-1 | 1 | 1 | 2 | 0 | 19 | 2 | 0 | 0 | 3 | 19 |
| 05 | Moses Moody | f | 3-12 | 1-6 | 9-10 | 2 | 1 | 3 | 3 | 16 | 2 | 0 | 0 | 3 | 24 |
| 01 | JD Notae | f | 3-7 | 2-5 | 5-8 | 2 | 3 | 5 | 4 | 13 | 7 | 1 | 0 | 0 | 24 |
| 04 | Davonte Davis | f | 2-5 | 0-1 | 1-1 | 1 | 2 | 3 | 1 | 5 | 2 | 1 | 0 | 0 | 12 |
| 10 | Jaylin Williams | f | 3-5 | 2-4 | 1-1 | 2 | 8 | 10 | 0 | 9 | 1 | 1 | 0 | 0 | 20 |
| 12 | Khalen Robinson | f | 5-8 | 3-5 | 2-2 | 0 | 2 | 2 | 0 | 15 | 3 | 1 | 0 | 1 | 18 |
| 13 | Emeka Obukwelu | f | 0-1 | 0-1 | 0-0 | 0 | 1 | 1 | 0 | 0 | 1 | 0 | 0 | 0 | 3 |
| 14 | Brandon Kimble | f | 0-0 | 0-0 | 0-0 | 0 | 1 | 1 | 0 | 0 | 0 | 0 | 0 | 0 | 1 |
| 23 | Connor Vanover | f | 8-11 | 4-5 | 3-3 | 3 | 5 | 8 | 0 | 23 | 0 | 0 | 3 | 0 | 19 |
| 24 | Ethan Henderson | f | 1-1 | 0-0 | 0-0 | 2 | 1 | 3 | 1 | 2 | 0 | 0 | 1 | 0 | 7 |
| 33 | Bryson Morehead | f | 0-1 | 0-1 | 0-0 | 0 | 0 | 0 | 0 | 0 | 0 | 0 | 0 | 0 | 1 |
| Team | | | | | | 1 | 3 | 4 | | | | | | | |
| Totals | | | 48-86 | 20-40 | 26-33 | 20 | 38 | 58 | 12 | 142 | 26 | 7 | 4 | 11 | 200 |
| FG % 1st Half: | | 22-39 | 56.4% | 2nd half: | 26-47 | 55.3% | Game: | | 48-86 | 55.8% | Deadball | | | | |
| 3FG % 1st Half: | | 12-19 | 63.2% | 2nd half: | 8-21 | 38.1% | Game: | | 20-40 | 50.0% | Rebounds | | | | |
| FT % 1st Half: | | 5-10 | 50.0% | 2nd half: | 21-23 | 91.3% | Game: | | 26-33 | 78.8% | 3.2 | | | | |

Officials: Michael Swaboda, Matt Jarman, K.B. Burdette Jr.
 Technical fouls: Mississippi Valley-None. Arkansas-None.
 Attendance: 4400

| Score by periods | 1st | 2nd | Total |
|--------------------|-----|-----|-------|
| Mississippi Valley | 30 | 32 | 62 |
| Arkansas | 61 | 81 | 142 |

Last FG - MVSU 2nd-01:37, ARK 2nd-01:03.
 Largest lead - MVSU by 1 1st-19:20, ARK by 80 2nd-02:08.
 MVSU led for 01:54, ARK led for 37:56. Game was tied for 00:10.

Score tied - 0 times.
 Lead changed - 2 times.

| GAME 3 | | 60 | Mississippi Valley State 33 | 27 | 60 | 72 | |
|--|--|----------|-----------------------------|----|----|----|--|
| SEC ESPN | | ARKANSAS | 44 | 28 | 72 | | |
| Dec. 2, 2020 • Fayetteville, Ark. • Bud Walton Arena | | | | | | | |

UT Arlington 60 • 1-3

| # | Player | Total | | 3-Ptr | | Rebounds | | | PF | TP | A | TO | Blk | Stl | Min |
|-----------------|---------------------|--------|--------|-----------|--------|----------|-------|-----|-------|-------|----------|----|-----|-----|-----|
| | | FG-FGA | FT-FTA | FG-FGA | FT-FTA | Off | Def | Tot | | | | | | | |
| 10 | Fredelin De La Cruz | f | 5-8 | 1-1 | 0-1 | 4 | 2 | 6 | 1 | 11 | 0 | 2 | 1 | 1 | 14 |
| 23 | Patrick Mwamba | f | 0-4 | 0-2 | 0-0 | 1 | 3 | 4 | 2 | 0 | 0 | 0 | 1 | 1 | 16 |
| 04 | David Azore | f | 2-4 | 1-1 | 0-0 | 0 | 1 | 1 | 3 | 5 | 0 | 1 | 0 | 1 | 16 |
| 13 | Shahada Wells | f | 6-11 | 3-4 | 2-4 | 1 | 2 | 3 | 2 | 17 | 3 | 3 | 0 | 1 | 28 |
| 20 | Nicolas Elame | f | 4-14 | 0-1 | 1-2 | 0 | 0 | 0 | 1 | 9 | 3 | 2 | 0 | 1 | 33 |
| 01 | Sam Griffin | f | 2-5 | 0-2 | 4-4 | 0 | 2 | 2 | 0 | 8 | 0 | 1 | 0 | 1 | 18 |
| 02 | Jordan Phillips | f | 1-1 | 1-1 | 0-0 | 0 | 0 | 0 | 2 | 3 | 1 | 1 | 0 | 1 | 11 |
| 03 | Carson Bischoff | f | 1-4 | 1-4 | 0-0 | 0 | 2 | 2 | 1 | 3 | 0 | 0 | 0 | 0 | 12 |
| 05 | Brandyn Talbot | f | 0-2 | 0-2 | 0-1 | 0 | 1 | 1 | 1 | 0 | 0 | 0 | 0 | 0 | 9 |
| 12 | Lazaro Rojas | f | 0-0 | 0-0 | 2-2 | 0 | 1 | 1 | 2 | 2 | 0 | 0 | 0 | 0 | 8 |
| 14 | Davis Steelman | f | 0-0 | 0-0 | 0-0 | 1 | 2 | 3 | 1 | 0 | 0 | 0 | 0 | 0 | 7 |
| 21 | Tre Jones | f | 0-0 | 0-0 | 0-0 | 0 | 1 | 1 | 1 | 0 | 0 | 1 | 1 | 0 | 11 |
| 33 | McKade Marquis | f | 0-0 | 0-0 | 0-0 | 0 | 0 | 0 | 0 | 0 | 0 | 0 | 0 | 0 | 1 |
| 35 | Grayson Carter | f | 0-1 | 0-1 | 2-2 | 2 | 0 | 2 | 1 | 2 | 0 | 1 | 0 | 0 | 16 |
| Team | | | | | | 1 | 3 | 4 | | | | | | | |
| Totals | | | 21-54 | 7-19 | 11-16 | 10 | 20 | 30 | 18 | 60 | 7 | 13 | 3 | 7 | 200 |
| FG % 1st Half: | | 12-31 | 38.7% | 2nd half: | 9-23 | 39.1% | Game: | | 21-54 | 38.9% | Deadball | | | | |
| 3FG % 1st Half: | | 3-9 | 33.3% | 2nd half: | 4-10 | 40.0% | Game: | | 7-19 | 36.8% | Rebounds | | | | |
| FT % 1st Half: | | 6-9 | 66.7% | 2nd half: | 5-7 | 71.4% | Game: | | 11-16 | 68.8% | 2.1 | | | | |

Arkansas 72 • 3-0

| # | Player | Total | | 3-Ptr | | Rebounds | | | PF | TP | A | TO | Blk | Stl | Min |
|-----------------|-------------------|--------|--------|-----------|--------|----------|-------|-----|-------|-------|----------|----|-----|-----|-----|
| | | FG-FGA | FT-FTA | FG-FGA | FT-FTA | Off | Def | Tot | | | | | | | |
| 00 | Justin Smith | f | 4-15 | 0-2 | 3-4 | 6 | 3 | 9 | 3 | 11 | 2 | 2 | 0 | 1 | 35 |
| 11 | Jalen Tate | f | 6-12 | 1-3 | 1-1 | 3 | 3 | 6 | 2 | 14 | 4 | 1 | 1 | 1 | 33 |
| 23 | Connor Vanover | f | 5-6 | 2-3 | 0-0 | 1 | 1 | 2 | 1 | 12 | 0 | 0 | 2 | 1 | 12 |
| 03 | Desi Sills | f | 1-6 | 0-3 | 1-2 | 1 | 2 | 3 | 2 | 3 | 2 | 1 | 0 | 4 | 31 |
| 05 | Moses Moody | f | 7-12 | 2-3 | 8-10 | 3 | 6 | 9 | 3 | 24 | 1 | 2 | 0 | 0 | 32 |
| 01 | JD Notae | f | 1-5 | 1-3 | 2-2 | 0 | 2 | 2 | 0 | 5 | 1 | 1 | 0 | 0 | 12 |
| 02 | Vance Jackson Jr. | f | 0-5 | 0-3 | 0-0 | 1 | 4 | 5 | 0 | 0 | 1 | 3 | 0 | 0 | 20 |
| 10 | Jaylin Williams | f | 0-0 | 0-0 | 0-0 | 1 | 2 | 3 | 0 | 0 | 0 | 1 | 1 | 1 | 12 |
| 12 | Khalen Robinson | f | 1-1 | 1-1 | 0-0 | 0 | 0 | 0 | 5 | 3 | 1 | 0 | 0 | 0 | 13 |
| Team | | | | | | 1 | 3 | 4 | | | | | | | |
| Totals | | | 25-62 | 7-21 | 15-19 | 17 | 26 | 43 | 16 | 72 | 12 | 11 | 4 | 8 | 200 |
| FG % 1st Half: | | 15-32 | 46.9% | 2nd half: | 10-30 | 33.3% | Game: | | 25-62 | 40.3% | Deadball | | | | |
| 3FG % 1st Half: | | 6-14 | 42.9% | 2nd half: | 1-7 | 14.3% | Game: | | 7-21 | 33.3% | Rebounds | | | | |
| FT % 1st Half: | | 8-10 | 80.0% | 2nd half: | 7-9 | 77.8% | Game: | | 15-19 | 78.9% | 3 | | | | |

Officials: Hunter Allen, Brian O'Connell, Don Dailly
 Technical fouls: UT Arlington-TEAM. Arkansas-None.
 Attendance: 4400

| Score by periods | 1st | 2nd | Total |
|------------------|-----|-----|-------|
| UT Arlington | 33 | 27 | 60 |
| Arkansas | 44 | 28 | 72 |

Last FG - UTA 2nd-00:38, ARK 2nd-00:39.
 Largest lead - UTA by 3 1st-17:25, ARK by 21 2nd-13:05.
 UTA led for 02:27, ARK led for 35:30. Game was tied for 02:03.

Score tied - 4 times.
 Lead changed - 2 times.

| GAME 2 | | 54 | North Texas 27 | 27 | 54 | 69 | |
|---|--|----------|----------------|----|----|----|--|
| SEC ESPN | | ARKANSAS | 38 | 31 | 69 | | |
| Nov. 28, 2020 • Fayetteville, Ark. • Bud Walton Arena | | | | | | | |

North Texas 54 • 1-1

| # | Player | | Total | | 3-Ptr | Rebounds | | | PF | TP | A | TO | Blk | Stl | Min |
|----------------------|------------------|---|--------|-----------------|--------|-------------|-----|-----|-------|---------------------|----|----|-----|-----|-----|
| | | | FG-FGA | FT-FTA | FG-FGA | FT-FTA | Off | Def | | | | | | | |
| 13 | Thomas Bell | f | 4-8 | 0-1 | 0-0 | 0 | 3 | 3 | 2 | 8 | 1 | 3 | 0 | 0 | 17 |
| 24 | Zachary Simmons | f | 5-10 | 0-1 | 0-0 | 1 | 6 | 7 | 3 | 10 | 2 | 3 | 1 | 0 | 28 |
| 00 | James Reese | f | 2-12 | 1-5 | 0-0 | 2 | 3 | 5 | 0 | 5 | 1 | 1 | 0 | 0 | 33 |
| 01 | Mardrez McBride | g | 2-6 | 0-2 | 4-4 | 1 | 6 | 7 | 1 | 8 | 1 | 2 | 1 | 0 | 30 |
| 03 | Jamion Hamlet | g | 1-4 | 0-0 | 3-4 | 1 | 2 | 3 | 3 | 5 | 4 | 2 | 0 | 1 | 30 |
| 04 | Jalen Jackson | | 3-6 | 0-1 | 0-0 | 0 | 2 | 2 | 0 | 6 | 1 | 1 | 0 | 0 | 16 |
| 11 | JJ Murray | | 0-0 | 0-0 | 0-0 | 0 | 0 | 0 | 0 | 0 | 0 | 0 | 0 | 0 | 1 |
| 15 | Rubin Jones | | 0-3 | 0-2 | 0-2 | 2 | 0 | 2 | 4 | 0 | 0 | 3 | 0 | 1 | 22 |
| 22 | Larry Wise | | 0-2 | 0-0 | 0-0 | 1 | 1 | 2 | 2 | 0 | 0 | 1 | 0 | 0 | 8 |
| 34 | Terence Lewis II | | 4-7 | 1-1 | 3-3 | 2 | 2 | 4 | 2 | 12 | 0 | 0 | 0 | 3 | 15 |
| | Team | | | | | 0 | 1 | 1 | | | | | | | |
| Totals | | | 21-58 | 2-13 | 10-13 | 10 | 26 | 36 | 17 | 54 | 10 | 16 | 2 | 5 | 200 |
| FG % 1st Half: 11-30 | | | 36.7% | 2nd half: 10-28 | 35.7% | Game: 21-58 | | | 36.2% | Deadball Rebounds 2 | | | | | |
| 3FG % 1st Half: 1-6 | | | 16.7% | 2nd half: 1-7 | 14.3% | Game: 2-13 | | | 15.4% | | | | | | |
| FT % 1st Half: 4-4 | | | 100.0% | 2nd half: 6-9 | 66.7% | Game: 10-13 | | | 76.9% | | | | | | |

| GAME 5 | | 44 SOUTHERN ARKANSAS | | 20 24 | | 44 79 | | | |
|------------------|--|--|--|-------|--|-------|--|--|--|
| SEC ESPN NETWORK | | Dec. 9, 2020 • Fayetteville, Ark. • Bud Walton Arena | | | | | | | |

Southern U. 44 • 0-3

| # | Player | Total | | 3-Ptr | | Rebounds | | PF | TP | A | TO | Blk | Stl | Min |
|-----------------|--------------------|--------|--------|-----------|--------|----------|-------|-------|-------|-------------------|----|-----|-----|-----|
| | | FG-FGA | FT-FGA | FG-FGA | FT-FGA | Off | Def | | | | | | | |
| 40 | Damiree Burns | f | 4-11 | 0-1 | 0-0 | 2 | 3 | 5 | 1 | 8 | 0 | 1 | 0 | 21 |
| 35 | Kirk Parker | c | 0-4 | 0-0 | 0-0 | 2 | 2 | 4 | 0 | 0 | 1 | 0 | 0 | 12 |
| 01 | Ahsante Shivers | g | 0-9 | 0-5 | 0-0 | 1 | 3 | 4 | 1 | 0 | 1 | 0 | 2 | 29 |
| 05 | Jayden Saddler | g | 4-8 | 1-1 | 0-0 | 1 | 5 | 6 | 2 | 9 | 1 | 4 | 0 | 31 |
| 20 | Lamaricus Lee | g | 4-9 | 0-4 | 0-0 | 1 | 2 | 3 | 1 | 8 | 2 | 2 | 0 | 1 |
| 00 | Terrrell Williams | | 0-0 | 0-0 | 0-0 | 0 | 1 | 1 | 0 | 0 | 0 | 0 | 0 | 7 |
| 02 | Harrison Henderson | | 0-1 | 0-0 | 0-0 | 0 | 1 | 1 | 0 | 0 | 0 | 0 | 0 | 4 |
| 04 | Isaiah Rollins | | 0-0 | 0-0 | 0-0 | 0 | 0 | 0 | 0 | 1 | 1 | 0 | 0 | 4 |
| 10 | Delor Johnson | | 2-5 | 0-0 | 4-4 | 0 | 2 | 2 | 0 | 8 | 0 | 0 | 0 | 1 |
| 11 | DeSean Woods | | 0-2 | 0-2 | 0-0 | 0 | 1 | 1 | 5 | 0 | 2 | 2 | 0 | 9 |
| 13 | Micah Bradford | | 0-1 | 0-0 | 0-0 | 0 | 0 | 0 | 2 | 0 | 0 | 0 | 0 | 2 |
| 22 | Andre Allen | | 3-5 | 0-0 | 1-2 | 1 | 2 | 3 | 4 | 7 | 0 | 1 | 0 | 1 |
| 23 | James Edwards | | 0-0 | 0-0 | 0-0 | 0 | 1 | 1 | 1 | 0 | 0 | 1 | 0 | 2 |
| 24 | Andre Toure | | 0-2 | 0-0 | 0-0 | 0 | 0 | 0 | 1 | 0 | 1 | 0 | 0 | 5 |
| 25 | Samkelo Cele | | 0-3 | 0-0 | 0-0 | 0 | 4 | 4 | 0 | 0 | 0 | 0 | 0 | 13 |
| 32 | Jamarcus Jones | | 1-3 | 0-0 | 2-4 | 0 | 0 | 0 | 2 | 4 | 0 | 0 | 0 | 9 |
| Team | | | | | | 2 | 2 | 4 | | | | | | |
| Totals | | | 18-63 | 1-13 | 7-10 | 10 | 29 | 39 | 21 | 44 | 5 | 15 | 0 | 6 |
| FG % 1st Half: | | 9-33 | 27.3% | 2nd half: | 9-30 | 30.0% | Game: | 18-63 | 28.6% | Deadball Rebounds | | | | |
| 3FG % 1st Half: | | 1-8 | 12.5% | 2nd half: | 0-5 | 0.0% | Game: | 1-13 | 7.7% | | | | | |
| FT % 1st Half: | | 1-2 | 50.0% | 2nd half: | 6-8 | 75.0% | Game: | 7-10 | 70.0% | | | | | |

Arkansas 79 • 5-0

| # | Player | Total | | 3-Ptr | | Rebounds | | PF | TP | A | TO | Blk | Stl | Min |
|-----------------|-------------------|--------|--------|-----------|--------|----------|-------|-------|-------|-------------------|----|-----|-----|-----|
| | | FG-FGA | FT-FGA | FG-FGA | FT-FGA | Off | Def | | | | | | | |
| 00 | Justin Smith | f | 4-9 | 0-1 | 3-6 | 3 | 1 | 4 | 1 | 11 | 2 | 2 | 1 | 0 |
| 11 | Jalen Tate | f | 5-9 | 1-4 | 1-2 | 0 | 4 | 4 | 1 | 12 | 2 | 2 | 0 | 2 |
| 23 | Connor Vanover | f | 1-4 | 1-3 | 0-0 | 0 | 9 | 9 | 1 | 3 | 0 | 0 | 3 | 3 |
| 03 | Desi Sills | g | 4-7 | 3-5 | 0-1 | 0 | 3 | 3 | 0 | 11 | 5 | 0 | 1 | 1 |
| 05 | Moses Moody | g | 5-10 | 2-4 | 0-0 | 3 | 2 | 5 | 1 | 12 | 2 | 2 | 1 | 0 |
| 01 | JD Notae | | 5-11 | 2-8 | 0-1 | 0 | 2 | 2 | 1 | 12 | 0 | 0 | 0 | 1 |
| 02 | Vance Jackson Jr. | | 1-4 | 1-4 | 0-0 | 2 | 0 | 2 | 2 | 3 | 2 | 1 | 0 | 0 |
| 04 | Davonte Davis | | 5-8 | 1-1 | 3-3 | 3 | 4 | 7 | 1 | 14 | 2 | 1 | 0 | 0 |
| 10 | Jaylin Williams | | 0-1 | 0-1 | 0-2 | 0 | 2 | 2 | 1 | 0 | 1 | 2 | 0 | 0 |
| 12 | Khalen Robinson | | 0-4 | 0-2 | 1-2 | 0 | 2 | 2 | 1 | 1 | 1 | 2 | 0 | 1 |
| 13 | Emeka Obukwelu | | 0-0 | 0-0 | 0-0 | 0 | 0 | 0 | 0 | 0 | 0 | 0 | 0 | 0 |
| 14 | Brandon Kimble | | 0-0 | 0-0 | 0-0 | 0 | 0 | 0 | 0 | 0 | 0 | 1 | 0 | 0 |
| 24 | Ethan Henderson | | 0-0 | 0-0 | 0-0 | 1 | 1 | 2 | 0 | 0 | 0 | 0 | 0 | 0 |
| 33 | Bryson Morehead | | 0-0 | 0-0 | 0-0 | 0 | 0 | 0 | 0 | 0 | 0 | 0 | 0 | 1 |
| Team | | | | | | 1 | 3 | 4 | | | | | | |
| Totals | | | 30-67 | 11-33 | 8-17 | 13 | 33 | 46 | 10 | 79 | 16 | 12 | 8 | 8 |
| FG % 1st Half: | | 17-36 | 47.2% | 2nd half: | 13-31 | 41.9% | Game: | 30-67 | 44.8% | Deadball Rebounds | | | | |
| 3FG % 1st Half: | | 4-16 | 25.0% | 2nd half: | 7-17 | 41.2% | Game: | 11-33 | 33.3% | | | | | |
| FT % 1st Half: | | 4-7 | 57.1% | 2nd half: | 4-10 | 40.0% | Game: | 8-17 | 47.1% | | | | | |

Officials: Errol Lewis,Randy Heimerman,Jason Baker

Technical fouls: Southern U.-None, Arkansas-None.

Attendance: 3256

| Score by periods | 1st | 2nd | Total |
|------------------|-----|-----|-------|
| Southern U. | 20 | 24 | 44 |
| Arkansas | 42 | 37 | 79 |

| | In | Off | 2nd | Fast | Bench |
|--------|-------|-----|--------|-------|-------|
| Points | Paint | T/O | Chance | Break | |
| SU | 26 | 11 | 6 | 8 | 19 |
| ARK | 32 | 22 | 22 | 16 | 30 |

Last FG - SU 2nd-04:03, ARK 2nd-00:18.

Largest lead - SU None, ARK by 35 2nd-00:18.

SU led for 00:00. ARK led for 39:40. Game was tied for 00:20.

| GAME 7 | | 76 Oral Roberts ARKANSAS | | 40 36 | | 76 87 | | | |
|------------------|--|---|--|-------|--|-------|--|--|--|
| SEC ESPN NETWORK | | Dec. 12, 2020 • Fayetteville, Ark. • Bud Walton Arena | | | | | | | |

Oral Roberts 76 • 3-5

| # | Player | Total | | 3-Ptr | | Rebounds | | PF | TP | A | TO | Blk | Stl | Min |
|-----------------|------------------|--------|--------|-----------|--------|----------|-------|-------|-------|-------------------|----|-----|-----|-----|
| | | FG-FGA | FT-FGA | FG-FGA | FT-FGA | Off | Def | | | | | | | |
| 00 | Kevin Obanor | f | 7-12 | 0-1 | 7-8 | 2 | 8 | 10 | 2 | 21 | 0 | 2 | 1 | 1 |
| 22 | Francis LaCis | f | 0-4 | 0-2 | 2-3 | 2 | 1 | 3 | 3 | 2 | 0 | 1 | 2 | 1 |
| 02 | Kareem Thompson | g | 5-14 | 3-6 | 0-0 | 2 | 4 | 6 | 2 | 13 | 3 | 2 | 1 | 0 |
| 03 | Max Abmas | g | 4-11 | 1-6 | 2-3 | 0 | 0 | 0 | 4 | 11 | 4 | 2 | 0 | 3 |
| 10 | RJ Glasper | g | 5-13 | 1-6 | 3-4 | 0 | 4 | 4 | 4 | 14 | 2 | 2 | 0 | 0 |
| 11 | Carlos J.Arigens | | 0-2 | 0-1 | 4-6 | 0 | 1 | 1 | 2 | 4 | 1 | 2 | 0 | 3 |
| 14 | DeShang Weaver | | 4-7 | 3-6 | 0-0 | 0 | 5 | 5 | 5 | 11 | 1 | 1 | 3 | 1 |
| 23 | Sheldon Stevens | | 0-1 | 0-1 | 0-0 | 0 | 0 | 0 | 0 | 0 | 0 | 0 | 0 | 1 |
| Team | | | | | | 1 | 2 | 3 | | | | | | |
| Totals | | | 25-64 | 8-29 | 18-24 | 7 | 25 | 32 | 22 | 76 | 11 | 13 | 7 | 10 |
| FG % 1st Half: | | 14-35 | 40.0% | 2nd half: | 11-29 | 37.9% | Game: | 25-64 | 39.1% | Deadball Rebounds | | | | |
| 3FG % 1st Half: | | 4-15 | 26.7% | 2nd half: | 4-14 | 28.6% | Game: | 8-29 | 27.6% | | | | | |
| FT % 1st Half: | | 8-11 | 72.7% | 2nd half: | 10-13 | 76.9% | Game: | 18-24 | 75.0% | | | | | |

Arkansas 87 • 7-0

| # | Player | Total | | 3-Ptr | | Rebounds | | PF | TP | A | TO | Blk | Stl | Min |
|-----------------|-------------------|--------|--------|-----------|--------|----------|-------|-------|-------|-------------------|----|-----|-----|-----|
| | | FG-FGA | FT-FGA | FG-FGA | FT-FGA | Off | Def | | | | | | | |
| 00 | Justin Smith | f | 9-20 | 0-3 | 4-5 | 10 | 7 | 17 | 2 | 22 | 0 | 3 | 1 | 2 |
| 11 | Jalen Tate | f | 4-10 | 0-1 | 0-0 | 3 | 3 | 6 | 4 | 8 | 4 | 5 | 0 | 1 |
| 23 | Connor Vanover | f | 1-5 | 1-3 | 0-0 | 1 | 2 | 3 | 0 | 3 | 0 | 0 | 0 | 0 |
| 03 | Desi Sills | g | 6-13 | 1-4 | 3-4 | 4 | 6 | 10 | 3 | 16 | 2 | 1 | 1 | 1 |
| 05 | Moses Moody | g | 7-12 | 1-4 | 3-6 | 4 | 3 | 7 | 1 | 18 | 1 | 2 | 1 | 1 |
| 01 | JD Notae | | 4-13 | 0-6 | 7-8 | 0 | 5 | 5 | 2 | 15 | 3 | 2 | 3 | 1 |
| 02 | Vance Jackson Jr. | | 1-3 | 1-3 | 2-4 | 1 | 3 | 4 | 1 | 5 | 2 | 0 | 0 | 1 |
| 04 | Davonte Davis | | 0-1 | 0-0 | 0-0 | 0 | 1 | 1 | 3 | 0 | 2 | 1 | 0 | 1 |
| 12 | Khalen Robinson | | 0-0 | 0-0 | 0-0 | 0 | 1 | 1 | 2 | 0 | 0 | 0 | 1 | 0 |
| Team | | | | | | 1 | 3 | 4 | | | | | | |
| Totals | | | 32-77 | 4-24 | 19-27 | 24 | 34 | 58 | 18 | 87 | 14 | 15 | 7 | 8 |
| FG % 1st Half: | | 12-40 | 30.0% | 2nd half: | 20-37 | 54.1% | Game: | 32-77 | 41.6% | Deadball Rebounds | | | | |
| 3FG % 1st Half: | | 2-16 | 12.5% | 2nd half: | 2-8 | 25.0% | Game: | 4-24 | 16.7% | | | | | |
| FT % 1st Half: | | 4-7 | 57.1% | 2nd half: | 15-20 | 75.0% | Game: | 19-27 | 70.4% | | | | | |

Officials: Michael Roberts,James Breeding,Doug Shows

Technical fouls: Oral Roberts-None, Arkansas-TEAM.

Attendance: 4201

| Score by periods | 1st | 2nd | Total |
|------------------|-----|-----|-------|
| Oral Roberts | 40 | 36 | 76 |
| Arkansas | 30 | 57 | 87 |

Last FG - ORU 2nd-02:19, ARK 2nd-00:58.

Largest lead - ORU by 12 1st-04:53, ARK by 11 2nd-00:37.

ORU led for 20:20. ARK led for 17:17. Game was tied for 00:23.

Score tied - 2 times.
Lead changed - 6 times.

| GAME 6 | | 75 CENTRAL ARKANSAS ARKANSAS | | 35 40 | | 57 79 | | | |
|------------------|--|---|--|-------|--|-------|--|--|--|
| SEC ESPN NETWORK | | Dec. 12, 2020 • Fayetteville, Ark. • Bud Walton Arena | | | | | | | |

Central Arkansas 75 • 0-4

| # | Player | | Total | | 3-Ptr | | Rebounds | | | PF | TP | A | TO | Blk | Stl | Min | |
|----------------------|------------------|---|--------|-----------------|--------|-------------|----------|-----|----|----|----|----|----|-----|-----|-----|-----------------------------|
| | | | FG-FGA | FG-FGA | FT-FTA | Off | Def | Tot | | | | | | | | | |
| 23 | Samson George | f | 3-11 | 0-3 | 0-0 | 1 | 3 | 4 | 0 | 6 | 1 | 0 | 0 | 0 | 0 | 20 | |
| 24 | Jared Chatham | f | 5-9 | 0-0 | 0-0 | 2 | 8 | 10 | 1 | 10 | 0 | 3 | 0 | 0 | 0 | 25 | |
| 01 | Rylan Bergersen | g | 4-12 | 1-5 | 4-4 | 0 | 3 | 3 | 1 | 13 | 4 | 3 | 0 | 0 | 0 | 35 | |
| 04 | Khaleem Bennett | g | 1-4 | 0-1 | 2-4 | 1 | 3 | 4 | 1 | 4 | 0 | 0 | 0 | 0 | 1 | 22 | |
| 55 | Deandre Jones | g | 4-11 | 3-8 | 2-2 | 0 | 2 | 2 | 3 | 13 | 7 | 3 | 0 | 0 | 3 | 35 | |
| 00 | SK Shittu | | 4-4 | 1-1 | 2-2 | 3 | 5 | 8 | 0 | 11 | 0 | 3 | 1 | 0 | 0 | 13 | |
| 05 | Masai Olowokere | | 0-0 | 0-0 | 0-0 | 0 | 0 | 0 | 0 | 0 | 0 | 0 | 0 | 0 | 0 | 2 | |
| 10 | Kragen Bradley | | 0-0 | 0-0 | 0-0 | 0 | 0 | 0 | 0 | 0 | 1 | 0 | 0 | 0 | 0 | 1 | |
| 12 | Trey South | | 0-0 | 0-0 | 0-0 | 0 | 0 | 0 | 0 | 0 | 0 | 0 | 0 | 0 | 0 | 1 | |
| 13 | Eddy Kayouloud | | 3-7 | 1-2 | 0-0 | 0 | 3 | 3 | 1 | 7 | 1 | 1 | 0 | 0 | 0 | 23 | |
| 20 | Brendan Simmons | | 1-1 | 1-1 | 0-0 | 0 | 0 | 0 | 1 | 3 | 0 | 0 | 0 | 0 | 0 | 1 | |
| 21 | Jonas Munson | | 0-0 | 0-0 | 0-0 | 0 | 0 | 0 | 1 | 0 | 0 | 0 | 0 | 0 | 0 | 1 | |
| 32 | Churchill Bounds | | 0-0 | 0-0 | 0-0 | 0 | 0 | 0 | 1 | 0 | 0 | 0 | 0 | 0 | 0 | 2 | |
| 34 | Jaxson Baker | | 3-7 | 2-5 | 0-0 | 1 | 0 | 1 | 2 | 8 | 0 | 1 | 0 | 1 | 0 | 19 | |
| | Team | | | | | 0 | 2 | 2 | | | | | | | | | |
| Totals | | | | 28-66 | 9-26 | 10-12 | 8 | 29 | 37 | 12 | 75 | 14 | 14 | 1 | 5 | 200 | |
| FG % 1st Half: 15-32 | | | 46.9% | 2nd half: 13-34 | 38.2% | Game: 28-66 | 42.4% | | | | | | | | | | Deadball Rebounds 1.1 |
| 3FG % 1st Half: 5-13 | | | 38.5% | 2nd half: 4-13 | 30.8% | Game: 9-26 | 34.6% | | | | | | | | | | |
| FT % 1st Half: 0-0 | | | 0.0% | 2nd half: 10-12 | 83.3% | Game: 10-12 | 83.3% | | | | | | | | | | |

| | | | | | |
|---|---|--|--|------------------------|--|
| GAME 9 ESPN 2 |  | 97 ARKANSAS Auburn | 47 50 41 44 | 97 85 | 85  |
| Dec. 30, 2020 • Auburn, Ala. • Auburn Arena | | | | | |

Arkansas 97 • 9-0,1-0 SEC

| # | Player | Total | | 3-Ptr | | Rebounds | | | PF | TP | A TO Blk | | | Stl | Min |
|-----------------|-------------------|--------|--------|-----------|-------------|----------|-------|----------|-------|-------|-------------------|----|---|-----|-----|
| | | FG-FGA | FG-FGA | FT-FTA | Off Def Tot | PF | TP | A TO Blk | | | | | | | |
| 00 | Justin Smith | f | 2-3 | 0-0 | 0-2 | 1 | 3 | 4 | 1 | 4 | 1 | 1 | 0 | 0 | 12 |
| 23 | Connor Vanover | f | 5-11 | 1-6 | 6-6 | 3 | 2 | 5 | 3 | 17 | 0 | 0 | 1 | 1 | 26 |
| 03 | Desi Sills | f | 8-15 | 4-7 | 3-6 | 4 | 2 | 6 | 0 | 23 | 2 | 2 | 1 | 2 | 35 |
| 05 | Moses Moody | f | 4-11 | 2-6 | 6-6 | 2 | 4 | 6 | 2 | 16 | 1 | 2 | 0 | 2 | 39 |
| 11 | Jalen Tate | f | 5-8 | 0-1 | 2-2 | 0 | 3 | 3 | 4 | 12 | 4 | 2 | 0 | 2 | 29 |
| 02 | JD Notae | f | 6-12 | 2-6 | 7-9 | 0 | 3 | 3 | 1 | 21 | 2 | 2 | 2 | 4 | 27 |
| 02 | Vance Jackson Jr. | f | 0-2 | 0-2 | 0-0 | 0 | 2 | 2 | 1 | 0 | 1 | 0 | 0 | 0 | 12 |
| 04 | Davonte Davis | f | 2-3 | 0-0 | 0-0 | 1 | 0 | 1 | 0 | 4 | 1 | 0 | 0 | 2 | 13 |
| 10 | Jaylin Williams | f | 0-0 | 0-0 | 0-0 | 1 | 1 | 2 | 2 | 0 | 1 | 0 | 0 | 0 | 4 |
| 12 | Khalen Robinson | f | 0-0 | 0-0 | 0-0 | 0 | 0 | 0 | 1 | 0 | 0 | 0 | 0 | 0 | 2 |
| 24 | Ethan Henderson | f | 0-0 | 0-0 | 0-0 | 0 | 0 | 0 | 1 | 0 | 0 | 0 | 0 | 0 | 1 |
| Team | | | | | 1 | 1 | 2 | | | | 1 | | | | |
| Totals | | | 32-65 | 9-28 | 24-31 | 13 | 21 | 34 | 16 | 97 | 13 | 10 | 4 | 13 | 200 |
| FG % 1st Half: | | 18-32 | 56.3% | 2nd half: | 14-33 | 42.4% | Game: | | 32-65 | 49.2% | Deadball Rebounds | | | | |
| 3FG % 1st Half: | | 7-17 | 41.2% | 2nd half: | 2-11 | 18.2% | Game: | | 9-28 | 32.1% | | | | | |
| FT % 1st Half: | | 4-6 | 66.7% | 2nd half: | 20-25 | 80.0% | Game: | | 24-31 | 77.4% | | | | | |

Auburn 85 • 6-3,0-1 SEC

| # | Player | Total | | 3-Ptr | | Rebounds | | | PF | TP | A TO Blk | | | Stl | Min |
|-----------------|---------------------|--------|--------|-----------|-------------|----------|-------|----------|-------|-------|-------------------|----|---|-----|-----|
| | | FG-FGA | FG-FGA | FT-FTA | Off Def Tot | PF | TP | A TO Blk | | | | | | | |
| 10 | JT Thor | f | 1-4 | 0-2 | 3-6 | 2 | 1 | 3 | 1 | 5 | 2 | 0 | 2 | 0 | 19 |
| 23 | Jaylin Williams | f | 5-8 | 2-2 | 1-4 | 1 | 1 | 2 | 2 | 13 | 2 | 5 | 0 | 0 | 30 |
| 22 | Allen Flanigan | f | 6-11 | 3-7 | 4-5 | 3 | 7 | 10 | 3 | 19 | 3 | 5 | 0 | 0 | 29 |
| 24 | Justin Powell | f | 1-8 | 0-3 | 2-3 | 2 | 4 | 6 | 2 | 4 | 9 | 7 | 0 | 2 | 32 |
| 35 | Devan Cambridge | f | 5-6 | 5-6 | 0-0 | 0 | 4 | 4 | 3 | 15 | 0 | 0 | 0 | 0 | 21 |
| 01 | Jamal Johnson | f | 7-11 | 5-7 | 2-2 | 0 | 1 | 1 | 3 | 21 | 0 | 0 | 0 | 3 | 23 |
| 04 | Javon Franklin | f | 0-1 | 0-1 | 0-2 | 0 | 0 | 0 | 0 | 0 | 2 | 0 | 0 | 0 | 3 |
| 05 | Chris Moore | f | 0-1 | 0-1 | 2-2 | 1 | 1 | 2 | 1 | 2 | 0 | 0 | 0 | 0 | 15 |
| 13 | Babatunde Akingbola | f | 1-1 | 0-0 | 0-0 | 0 | 1 | 1 | 3 | 2 | 0 | 0 | 3 | 0 | 12 |
| 44 | Dylan Cardwell | f | 2-3 | 0-0 | 0-0 | 1 | 3 | 4 | 2 | 4 | 0 | 1 | 0 | 0 | 16 |
| Team | | | | | 1 | 0 | 1 | | | | 1 | | | | |
| Totals | | | 28-54 | 15-29 | 14-24 | 11 | 23 | 34 | 20 | 85 | 18 | 19 | 5 | 6 | 200 |
| FG % 1st Half: | | 15-28 | 53.6% | 2nd half: | 13-26 | 50.0% | Game: | | 28-54 | 51.9% | Deadball Rebounds | | | | |
| 3FG % 1st Half: | | 9-17 | 52.9% | 2nd half: | 6-12 | 50.0% | Game: | | 15-29 | 51.7% | | | | | |
| FT % 1st Half: | | 2-9 | 22.2% | 2nd half: | 12-15 | 80.0% | Game: | | 14-24 | 58.3% | | | | | |

Officials: Rob Rorke,Vladimir Voyard-Tadal,Terry Oglesby
Technical fouls: Arkansas-None. Auburn-None.
Attendance: 1824

| Score by periods | 1st | 2nd | Total |
|------------------|-----|-----|-------|
| Arkansas | 47 | 50 | 97 |
| Auburn | 41 | 44 | 85 |

Last FG - ARK 2nd-00:00, AUB 2nd-00:11.
Largest lead - ARK by 12 2nd-00:00, AUB by 1 1st-16:00.
ARK led for 38:33, AUB led for 00:19. Game was tied for 01:08.

Score tied - 2 times.
Lead changed - 2 times.

| | | | | | |
|---|---|--|--|------------------------|--|
| GAME 11 ESPN 2 |  | 74 ARKANSAS #9/8 Tennessee | 40 34 33 46 | 74 79 | 79  |
| Jan. 6, 2021 • Knoxville, Tenn. • Thompson-Boling Arena | | | | | |

Arkansas 74 • 9-2,1-2 SEC

| # | Player | Total | | 3-Ptr | | Rebounds | | | PF | TP | A TO Blk | | | Stl | Min |
|-----------------|-------------------|--------|--------|-----------|-------------|----------|-------|----------|-------|-------|-------------------|----|---|-----|-----|
| | | FG-FGA | FG-FGA | FT-FTA | Off Def Tot | PF | TP | A TO Blk | | | | | | | |
| 10 | Jaylin Williams | f | 3-3 | 0-0 | 0-0 | 0 | 2 | 2 | 6 | 0 | 4 | 1 | 0 | 1 | 14 |
| 11 | Jalen Tate | f | 7-11 | 1-2 | 0-0 | 0 | 5 | 5 | 4 | 15 | 6 | 6 | 0 | 1 | 30 |
| 23 | Connor Vanover | f | 5-9 | 1-3 | 1-1 | 2 | 5 | 7 | 4 | 12 | 0 | 0 | 1 | 0 | 27 |
| 03 | Desi Sills | f | 0-1 | 0-1 | 0-0 | 2 | 0 | 2 | 2 | 0 | 0 | 3 | 0 | 0 | 18 |
| 05 | Moses Moody | f | 1-8 | 1-4 | 3-3 | 0 | 2 | 2 | 4 | 6 | 1 | 0 | 0 | 0 | 37 |
| 01 | JD Notae | f | 7-11 | 2-4 | 3-3 | 0 | 4 | 4 | 1 | 19 | 3 | 4 | 0 | 0 | 28 |
| 02 | Vance Jackson Jr. | f | 5-10 | 3-6 | 1-2 | 0 | 9 | 9 | 2 | 14 | 1 | 0 | 0 | 0 | 33 |
| 04 | Davonte Davis | f | 1-2 | 0-0 | 0-0 | 0 | 0 | 0 | 1 | 2 | 0 | 1 | 0 | 1 | 5 |
| 12 | Khalen Robinson | f | 0-0 | 0-0 | 0-0 | 0 | 2 | 2 | 2 | 0 | 1 | 1 | 0 | 0 | 5 |
| 24 | Ethan Henderson | f | 0-0 | 0-0 | 0-0 | 0 | 0 | 0 | 0 | 0 | 0 | 1 | 0 | 0 | 3 |
| Team | | | | | 2 | 2 | 4 | | | | | | | | |
| Totals | | | 29-55 | 8-20 | 8-10 | 6 | 31 | 37 | 22 | 74 | 12 | 20 | 2 | 2 | 200 |
| FG % 1st Half: | | 16-28 | 57.1% | 2nd half: | 13-27 | 48.1% | Game: | | 29-55 | 52.7% | Deadball Rebounds | | | | |
| 3FG % 1st Half: | | 5-11 | 45.5% | 2nd half: | 3-9 | 33.3% | Game: | | 8-20 | 40.0% | | | | | |
| FT % 1st Half: | | 3-3 | 100.0% | 2nd half: | 5-7 | 71.4% | Game: | | 8-10 | 80.0% | | | | | |

Tennessee 79 • 8-1,2-1 SEC

| # | Player | Total | | 3-Ptr | | Rebounds | | | PF | TP | A TO Blk | | | Stl | Min |
|-----------------|---------------------|--------|--------|-----------|-------------|----------|-------|----------|-------|-------|-------------------|---|---|-----|-----|
| | | FG-FGA | FG-FGA | FT-FTA | Off Def Tot | PF | TP | A TO Blk | | | | | | | |
| 10 | John Fulkerson | f | 6-11 | 0-0 | 4-6 | 0 | 8 | 8 | 0 | 16 | 3 | 0 | 3 | 0 | 33 |
| 35 | Yves Pons | f | 3-6 | 0-2 | 0-0 | 2 | 1 | 3 | 0 | 6 | 1 | 0 | 4 | 0 | 33 |
| 05 | Josiah-Jordan James | f | 6-12 | 2-6 | 3-5 | 1 | 8 | 9 | 3 | 17 | 1 | 0 | 1 | 3 | 36 |
| 25 | Santiago Vescovi | f | 1-7 | 0-4 | 2-2 | 0 | 2 | 2 | 3 | 4 | 3 | 2 | 0 | 3 | 24 |
| 45 | Keon Johnson | f | 4-8 | 0-1 | 6-6 | 0 | 2 | 2 | 0 | 14 | 1 | 1 | 0 | 1 | 24 |
| 11 | Jaden Springer | f | 2-7 | 1-2 | 0-1 | 0 | 0 | 0 | 2 | 5 | 3 | 1 | 0 | 2 | 21 |
| 12 | Victor Bailey Jr. | f | 5-9 | 2-3 | 5-6 | 0 | 1 | 1 | 3 | 17 | 0 | 0 | 1 | 1 | 23 |
| 33 | Uros Plavsic | f | 0-0 | 0-0 | 0-0 | 0 | 0 | 0 | 0 | 0 | 0 | 0 | 0 | 0 | 2 |
| 55 | E.J. Anosike | f | 0-0 | 0-0 | 0-0 | 0 | 0 | 0 | 1 | 0 | 1 | 0 | 0 | 0 | 4 |
| Team | | | | | 3 | 0 | 3 | | | | 1 | | | | |
| Totals | | | 27-60 | 5-18 | 20-26 | 6 | 22 | 28 | 12 | 79 | 13 | 5 | 9 | 10 | 200 |
| FG % 1st Half: | | 14-34 | 41.2% | 2nd half: | 13-26 | 50.0% | Game: | | 27-60 | 45.0% | Deadball Rebounds | | | | |
| 3FG % 1st Half: | | 2-10 | 20.0% | 2nd half: | 3-8 | 37.5% | Game: | | 5-18 | 27.8% | | | | | |
| FT % 1st Half: | | 3-5 | 60.0% | 2nd half: | 17-21 | 81.0% | Game: | | 20-26 | 76.9% | | | | | |

Officials: Jason Baker,Olandis Poole,Vladimir Voyard-Tadal
Technical fouls: Arkansas-None. Tennessee-None.
Attendance: 4191

| Score by periods | 1st | 2nd | Total |
|------------------|-----|-----|-------|
| Arkansas | 40 | 34 | 74 |
| Tennessee | 33 | 46 | 79 |

Last FG - ARK 2nd-00:26, UT 2nd-04:50.
Largest lead - ARK by 7 1st-09:23, UT by 8 2nd-03:56.
ARK led for 24:35, UT led for 11:27. Game was tied for 03:58.

Score tied - 5 times.
Lead changed - 5 times.

| | | | | | |
|--|--|--|--|------------------------|--|
| GAME 10 CBS |  | 81 #12/12 Missouri ARKANSAS | 33 48 30 38 | 81 68 | 68  |
| Jan. 2, 2021 • Fayetteville, Ark. • Bud Walton Arena | | | | | |

Missouri 81 • 7-1,1-1 SEC

| # | Player | | Total | | 3-Ptr | Rebounds | | | | | PF | TP | A TO Blk | | | Stl | Min |
|----------------------|-----------------|---|--------|-----------------|--------|-------------|-----|-------|----|-------------------|----|----|----------|---|-----|-----|-----|
| | | | FG-FGA | FG-FGA | FT-FTA | Off | Def | Tot | | | | | | | | | |
| 23 | Jeremiah Tilmon | f | 9-13 | 0-0 | 7-10 | 3 | 8 | 11 | 3 | 25 | 0 | 1 | 0 | 0 | 27 | | |
| 24 | Kobe Brown | f | 3-4 | 0-0 | 0-0 | 1 | 5 | 6 | 4 | 6 | 0 | 0 | 0 | 0 | 14 | | |
| 01 | Xavier Pinson | f | 5-11 | 1-4 | 12-15 | 1 | 4 | 5 | 3 | 23 | 4 | 2 | 0 | 0 | 32 | | |
| 12 | Dru Smith | g | 2-4 | 2-2 | 0-0 | 0 | 3 | 3 | 4 | 6 | 1 | 6 | 1 | 2 | 27 | | |
| 13 | Mark Smith | g | 3-7 | 2-6 | 3-5 | 1 | 8 | 9 | 4 | 11 | 0 | 8 | 0 | 1 | 35 | | |
| 00 | Torrence Watson | | 0-2 | 0-2 | 0-2 | 1 | 1 | 2 | 0 | 0 | 0 | 0 | 0 | 0 | 7 | | |
| 02 | Drew Buggs | | 0-1 | 0-0 | 3-4 | 0 | 4 | 4 | 3 | 3 | 4 | 2 | 0 | 0 | 13 | | |
| 04 | Javon Pickett | | 2-6 | 0-3 | 1-1 | 0 | 3 | 3 | 4 | 5 | 4 | 2 | 0 | 0 | 24 | | |
| 05 | Mitchell Smith | | 0-3 | 0-2 | 2-2 | 0 | 3 | 3 | 4 | 2 | 1 | 0 | 0 | 0 | 21 | | |
| | Team | | | | | 3 | 2 | 5 | | | | | | | | | |
| Totals | | | 24-51 | 5-19 | 28-39 | 10 | 41 | 51 | 29 | 81 | 14 | 21 | 1 | 3 | 200 | | |
| FG % 1st Half: 12-27 | | | 44.4% | 2nd half: 12-24 | 50.0% | Game: 24-51 | | 47.1% | | Deadball Rebounds | | | | | | | |
| 3FG % 1st Half: 1-8 | | | 12.5% | 2nd half: 4-11 | 36.4% | Game: 5-19 | | 26.3% | | | | | | | | | |
| FT % 1st Half: 8-15 | | | 53.3% | 2nd half: 20-24 | 83.3% | Game: 28-39 | | 71.8% | | | | | | | | | |

LAST TIME AN ARKANSAS PLAYER...

• SCORING •

Scored 25 Points: 25 Moses Moody vs Georgia (01/09/21)

Scored 30 Points: 30 Mason Jones at Texas A&M (03/07/20)

Scored 40 Points: 40 Mason Jones vs Auburn (02/04/20)

Scored 50 Points: 51 Rotnei Clarke vs. Alcorn State (11/13/09)

RECORD: 51 Rotnei Clarke vs. Alcorn State (11/13/09)

• FIELD GOALS MADE •

Made 15 Field Goals: 15 (15-21) Rotnei Clarke vs. Alcorn State (11/13/09)

Made 20 Field Goals: 20 (2-30) Dean Tolson vs. Texas A&M (03/02/74)

RECORD: 20 (20-30) Dean Tolson vs. Texas A&M (03/02/74)

• FIELD GOALS ATTEMPTED •

Attempted 20 Field Goals: 24 (12-24) Mason Jones vs Auburn (02/04/20)

Attempted 25 Field Goals: 26 (9-26) Courtney Fortson at Mississippi State (01/14/10)

RECORD: 30 (20-30) Dean Tolson vs. Texas A&M (03/02/74)

• FIELD GOAL PERCENTAGE •

Shot 100% FG (Min. 7 att): Daniel Gafford (7-7) at Texas Tech (01/26/19)

RECORD (min 8 att): 100% 8x - Best: Daryll Saulsberry (10-10) 1975

• 3-POINTERS MADE •

Made 7 3-pointers: 8 (8-11) Mason Jones at Texas A&M (03/07/20)

Made 10 3-pointers: 10 (10-13) by Isaiah Joe vs. FIU (12/01/18)

Made 11-Plus 3-pointers: 13 (13-17) by Rotnei Clarke vs. Alcorn State (11/13/09)

RECORD: 13 (13-17) by Rotnei Clarke vs. Alcorn State (11/13/09) (SEC record)

• 3-POINTERS ATTEMPTED •

Attempted 15 3-Pointers: 15 (6-15) Isaiah Joe at Texas A&M (03/07/20)

Attempted 20 3-Pointers: 24 (10-24) Pat Bradley vs. North Texas (12/30/98)

RECORD: 24 (10-24) Pat Bradley vs. North Texas (12/30/98) (SEC record)

• FREE THROWS MADE •

Made 10 Free Throws: 12 Mason Jones (12-14) vs LSU (03/04/20)

Made 15 Free Throws: 18 (18-21) Mason Jones vs Mississippi State (02/15/20)

Made 20 Plus Free Throws: 22 (22-24) Martin Terry vs. Texas A&M (01/22/72)

RECORD: 22 (22-24) by Martin Terry vs. Texas A&M (01/22/72)

• FREE THROWS ATTEMPTED •

Attempted 15 Free Throws: 15 (12-15) Mason Jones vs Tennessee (02/26/20)

Attempted 20 Free Throws: 21 (18-21) Mason Jones vs Miss State (02/15/20)

Attempted 24 Plus Free Throws: 24 (22-24) Martin Terry vs. Texas A&M (01/22/72)

RECORD: 24 (22-24) Martin Terry vs. Texas A&M (01/22/72)

• FREE THROW PERCENTAGE •

Shot 100% FT (min 10 att): 12-12 Isaiah Joe vs Tennessee (02/26/20)

RECORD (min. 11 att): 9x - Best: Tommy Boyer (18-18) in 1963

• REBOUNDS •

Grabbed 10-14 Rebounds: 10 Moses Moody (01/02/21)

Grabbed 15-20 Rebounds: 17 Justin Smith vs Oral Roberts (12/20/20)

Grabbed 20-Plus Rebounds: 23 Nick Davis vs. Jackson State (11/21/97)

RECORD: 23 by Nick Davis vs. Jackson State (11/21/97)

• **Grabbed 10 Offensive Rebounds: 10 Justin Smith vs Oral Roberts (12/20/20)**

• **Grabbed 14 Defensive Rebounds: 14 Connor Vanover vs North Texas (11/28/20)**

• ASSISTS •

Had 10 Assists: 10 by Jalen Tate vs Georgia (01/09/21)

Had 15 Assists: 15 by Dontell Jefferson vs. Portland State (11/18/05)

RECORD: 15 by Dontell Jefferson vs. Portland State (11/18/05)

• STEALS •

Had 5 Steals: 5 Isaiah Joe vs Texas Southern (11/19/19)

Had 6-7 Steals: 6 Isaiah Joe at Georgia Tech (11/25/19)

Had 8-9 Steals: 9 Robert Shepard at Arizona (12/06/92)

RECORD: 9 by Robert Shepard at Arizona (12/06/92)

• BLOCKED SHOTS •

Had 5 Blocks: 5 Adrio Bailey vs Valpo (12/21/19)

Had 6-9 Blocks: 6 Connor Vanover vs North Texas (11/28/20)

Had 10 Blocks: 10 Steven Hill vs. Texas State (12/06/05)

RECORD: 10 Steven Hill vs. Texas St. (12/06/05) & Oliver Miller vs. Texas (02/04/90)

• TURNOVERS •

Committed 5-9 Turnovers: 5 Jalen Tate at Tennessee (01/06/21)

Committed 10 Plus Turnovers: 10 Courtney Fortson at South Carolina (02/21/09)

• MINUTES PLAYED •

38 Minutes (Regulation): 38:29 Moses Moody (01/02/21)

39 Minutes (Regulation): 39:31 Isaiah Joe at Georgia (02/29/20)

40 Minutes (Regulation): Jimmy Whitt Jr. at LSU (01/08/20) & vs TCU (01/25/20)

40 Minutes (OT): 40:00 Jimmy Whitt Jr., at Missouri (02/08/20)

45 Plus Minutes: 47 by BJ Young vs. Auburn (01/16/13)

• MISCELLANEOUS •

2 Players Scored 20+ Pts In Same Game: Moses Moody (25) & Davonte Davis (20) vs Georgia (01/09/21)

3 Players Scored 20+ Pts In Same Game: at Georgia (02/29/20)

Mason Jones (26), Isaiah Joe (26) & Desi Sills (21)

2 Players Scored 20+ Pts In Back-To-Back Gms: Jones (37/26) & Joe (22/26)

vs. Tennessee (02/26/20) and at Georgia (02/29/20)

2 Players Scored 20+ Pts In 3 Straight: Jones (41/20/21) & Joe (20/21/24)

vs Tulsa (12/14/19), Valpo (12/21/19) and Indiana (12/29/19)

8 Players Scored in Double Digits: Mississippi Valley State (11/25/20)

Vanover (25), Sills (19), Moody (16), Jackson (15), Robinson (15), Smith (13),

Notae (13), Tate (12)

Scored 20 or More Points in Five-Plus Consecutive Games: (5) by Mason Jones

37, 26, 36, 30, 22 (02/26/20 to 03/11/20)

Scored 20 or More Points in 10-Plus Consecutive Games: (11) by Todd Day

20, 23, 26, 26, 22, 31, 23, 21, 27, 21, 20 (12/01/90 to 01/12/91)

Scored 30 or More Points in 3 Straight Games: Mason Jones (only Razorback)

34 vs. S. Carolina (01/29/20), 30 at Alabama (02/01/20), 40 vs Auburn (02/04/20)

Most Points in Back-To-Back Games: 82 by Martin Terry

35 at TCU (02/20/73) and 47 vs. SMU (02/24/73)

Consecutive Free Throws Made: 48 by Ricky Medlock (20 gms; 12/21/74 to 03/04/75)

Double-Double: Pts/Rebs: Moses Moody (18 & 10) vs Missouri (01/02/21)

Double-Double: Pts/Assists: Jalen Tate (15 & 10) vs Georgia (01/09/21)

Two Players with Double-Double in Same Game: vs Oral Roberts (12/20/20)

Justin Smith (22 pts, 17 rebs) and Desi Sills (16 pts, 10 rebs)

Had 5-Plus Assists in 5-Plus Consecutive Games: (6) by Jalen Harris

11, 6, 10, 12, 7, 10 (11/21/81 thru 12/15/18)

Had 10 or More Assists in Back-to-Back Games: Jalen Harris

10 vs. FIU (12/01/18) and 12 at Colorado State (12/05/18)

Three-Plus Players with 5-Plus Assists in a Game: vs. Montana State (11/21/18)

Jalen Harris (11), Isaiah Joe (5) and Desi Sills (5)

Had 5 or More Steals in Back-to-Back Games: Ronnie Brewer

5 vs. Western Illinois (01/01/06) and 5 vs. Mississippi State (01/07/06)

LAST TIME AN OPPONENT PLAYER...

• SCORING •

Scored 25 Points: 25 Jeremiah Tilmon (02/01/21)

Scored 30 Points: 30 Saben Lee vs Vanderbilt (03/11/20)

Scored 40 Points: 45 Jodie Meeks vs. Kentucky (02/14/09)

Scored 50 Points: 56 Oscar Robertson vs. Cincinnati (03/15/58) **(on record)**

• FIELD GOALS MADE •

Made 15 Field Goals: 17 (17-24) Jodie Meeks vs. Kentucky (02/14/09)

Made 20 Field Goals: 21 Oscar Robertson vs. Cincinnati (03/15/58) **(on record)**

• FIELD GOALS ATTEMPTED •

Attempted 20 Field Goals: 22 (11-22) Braden Shackelford at Alabama (02/01/20)

Attempted 25 Field Goals: 28 (11-28) Devan Downey vs. South Carolina (02/17/10)

• FIELD GOAL PERCENTAGE •

Shot 100% FG (Min. 7 att): Adam Wing (8-8) vs. Evansville (12/08/15)

• 3-POINTERS MADE •

Made 7 3-pointers: 7 (7-15) Tyler Hall vs. Montana State (11/21/18)

Made 10 3-pointers: 10 (10-19) Lance Weems at Auburn (01/06/96)

• 3-POINTERS ATTEMPTED •

Attempted 15 3-pointers: 15 (7-15) Tyler Hall vs. Montana State (11/21/18)

Attempted 20 3-pointers: 22 (5-22) Jeff Fryer vs. Loyola Marymount (03/16/89)

• FREE THROWS MADE •

Made 10 Free Throws: 12 (12-15) Xavier Pinson (01/02/21)

Made 15 Free Throws: 15 (15-17) Keyontae Johnson at Florida (02/18/20)

• FREE THROWS ATTEMPTED •

Attempted 15 Free Throws: 15 (12-15) Xavier Pinson (01/02/21)

Attempted 20 Free Throws: 24 (18-24) Frank Williams vs. Illinois (12/08/01)

• FREE THROW PERCENTAGE •

Shot 100% FT (min 10 att): 14-14 Grant Williams at Tennessee (01/15/19)

• REBOUNDS •

Grabbed 15-19 Rebounds: 18 Kevin Samuel vs TCU (01/25/20)

Grabbed 20 Rebounds: 20 Antonio McDyess vs. Alabama (03/11/95)

• **Grabbed 10 Offensive Rebounds: 11 Tyler Davis at Texas A&M (01/30/18)**

• **Grabbed 10 Defensive Rebounds: 11 Kevin Samuel vs TCU (01/25/20)**

• ASSISTS •

Had 10 Assists: 11 Tremont Waters vs. LSU (01/12/19)

Had 13 Assists: 13 Chuck Evans at Mississippi State (01/27/93) **(on record)**

• STEALS •

Had 5 Steals: 6 Alpha Diallo at Providence (03/19/19)

Had 8 Steals: 8 Terry Conerway vs. Texas State (12/21/02)

• BLOCKED SHOTS •

Had 6-9 Blocks: 7 Stefan Moody at Ole Miss (02/13/16)

Had 10 Plus Blocks: 10 P.J. Roberson vs. Grambling State (11/26/11)

• **TURNOVERS** •

Committed 5-9 Turnovers: 5 Sahvir Wheeler vs Georgia (01/09/21)
Committed 10 Plus Turnovers: 12 Devin Gibson vs. UTSA (12/12/07)

LAST TIME ARKANSAS HIGHS...

• **SCORING** •

Scored 100-119 Points: 104 vs. Oral Roberts (12/19/17)
Scored 120-Plus Points: 142 vs. Mississippi Valley State (11/25/20)
Scored 50 Points in 1st Half: 61 vs Miss Valley State (11/25/20)
Scored 50 Points in 2nd Half: 56 vs Georgia (01/09/21)
Scored 60 or More Points in a Half: 61 (1st) vs. Miss Valley State (11/25/20)
Scored 70 or More Points in a Half: 71 (1st) vs. Alcorn (11/13/09)
Scored 80 or More Points in a Half: 81 (2nd) vs. Miss Valley State (11/25/20)
Most Points in a Half: 88 (2nd) vs. U.S. International (12/09/89)

• **FIELD GOALS MADE** •

Made 30 Field Goals: 36 (36-69) vs Georgia (01/09/21)
Made 40 Field Goals: 40 (40-76) vs Central Arkansas (12/12/20)
Made 50 Field Goals: 57 (57-99) vs. Troy (12/10/96)
RECORD: 68 (68-101) vs. U.S. International (12/09/89)

• **FIELD GOALS ATTEMPTED** •

Attempted 70 Field Goals: 71 (19-71) vs Missouri (01/02/21)
Attempted 80 Field Goals: 86 (48-86) vs Miss Valley State (11/25/20)
Attempted 90 Field Goals: 99 (57-99) vs. Troy (12/10/96)
Attempted 100 Field Goals: 101 (68-101) vs. US International (12/09/89)
RECORD: 101 (68-101) vs. U.S. International (12/09/89)

• **FIELD GOAL PERCENTAGE** •

Shot 60% FG: 60.9 (42-69) vs. FIU (12/01/18)
Shot 70% or Better FG: 72.7 (32-44) vs. Alabama State (12/21/83)
RECORD: 79.4 (27-34) vs. Texas Tech (1979)

• **3-POINTERS MADE** •

Made 15 3-pointers: 16 (16-24) vs. Mississippi State (01/09/16)
Made 20 3-pointers: 20 (20-40) vs Miss Valley State (11/25/20)
RECORD: 21 (21-37) vs. Troy (12/10/96)

• **3-POINTERS ATTEMPTED** •

Attempted 25 3-pointers: 28 (7-28) vs Missouri (01/02/21)
Attempted 30 3-pointers: 30 (12-30) vs Central Arkansas (12/12/20)
Attempted 40 3-pointers: 40 (20-40) vs Miss Valley State (11/25/20)
RECORD: 54 (19-54) vs. North Texas (12/30/98)

• **3-POINT PERCENTAGE** •

Shot 50% 3PT FG (min. 15 att): 57.1 (12-21) vs Georgia (01/09/21)
Shot 60% or Better 3PT FG (min. 15 att): 61.1 (11-18) at Vanderbilt (03/06/19)
RECORD (min. 15 att): 66.7 (16-24) vs. Mississippi State (01/09/16)

• **FREE THROWS MADE** •

Made 20 Free Throws: 23 (23-34) vs Missouri (01/02/21)
Made 30 Free Throws: 36 (36-54) vs LSU (03/04/20)
Made 40 Free Throws: 41 (41-49) at Kentucky (01/25/92)
RECORD: 48 (48-53) vs. Ole Miss (01/17/04)

• **FREE THROW ATTEMPTS** •

Attempted 40 Free Throws: 40 (26-40) vs South Carolina (01/29/20)
Attempted 50 Free Throws: 54 (36-54) vs LSU (03/04/20)
Attempted 60 Free Throws: 65 vs. TCU (1955)
RECORD: 65 vs. TCU (1955)

• **FREE THROW PERCENTAGE** •

Shot 80% FT (min. 10 att): 80.0 (24-30) vs Abilene Christian (12/22/20)
Shot 90% or Better FT (min. 10 att): 94.4 (17-18) at LSU (01/08/20)
RECORD (min 10 att): 100 3x - Best 16-16 at Kentucky (02/27/14)

• **REBOUNDS** •

Grabbed 40 Rebounds: 40 vs Georgia (01/09/21)
Grabbed 50 Rebounds: 54 vs Lipscomb (12/05/20)
Grabbed 55-Plus Rebounds: 58 vs Oral Roberts (12/20/20)
RECORD: 77 vs. Jackson State (01/22/02)

• **ASSISTS** •

Had 25 Assists: 26 vs Central Arkansas (12/12/20)
Had 30 Assists: 32 vs. Jackson State (11/22/96)
Had 40 Assists: 40 vs. Troy (12/10/96)
RECORD: 47 vs. U.S. International (12/09/89)

• **STEALS** •

Had 15 Steals: 15 at Georgia Tech (11/25/19)
Had 20 Steals: 24 vs. Maryland-Eastern Shore (01/02/01)
Had 25 Steals: 26 vs. Louisiana-Monroe (11/25/00)
RECORD: 26 vs. Louisiana-Monroe (11/25/00)

• **BLOCKED SHOTS** •

Had 10 Blocks: 10 vs Texas Southern (11/19/19)
Had 13 Blocks: 14 vs. Georgia (01/29/19)
Had 15 Blocks: 15 vs. South Alabama (12/30/91)
RECORD: 18 vs. Missouri (12/05/95)

• **MOST TURNOVERS** •

Had 20 Turnovers: 20 at Tennessee (01/206/21)
Had 25 Turnovers: 25 at South Carolina (02/21/09)
Had 30 Turnovers: 32 vs. Providence (11/16/07)
RECORD: 32 vs. Providence (11/16/07)

• **FOULS** •

Committed 25 Fouls: 28 vs Missouri (01/02/21)
Committed 30 Fouls: 32 at Missouri (02/08/20)
RECORD: 38 vs. Missouri (12/04/61)

LAST TIME ARKANSAS LOWS...

• **SCORING** •

Held to 40-45 Points: 43 at Florida (01/22/11)
Held to 46-49 Points: 46 at Mississippi State (02/09/16)
Held to 50-55 Points: 50 vs. Florida (03/14/19)
Held to 56-59 Points: 59 at Florida (02/18/20)
Held to 19 Points or Less in a Half: 18 (1st half) vs. Vanderbilt (02/07/17)

• **FIELD GOALS** •

Held to Below 20 Field Goals Made: 15 (15-49) at Tennessee (02/11/20)

• **FIELD GOAL PERCENTAGE** •

Held to 20-29% FG: 26.8 (19-71) vs Missouri (01/02/21)
Held to 30-35% FG: .333 (19-57) vs Kentucky (01/18/20)

• **3-POINTERS** •

Did not Make a 3-pointer: 0 (0-2) at Texas (01/07/89)
Held to 1-4 3-PT FG Made: 4 (4-24) vs Oral Roberts (12/20/20)
Held to 5-9 3-PT FG Made: 7 (7-21) vs LSU (03/04/20)
Attempted Single-Digit 3-pointers: 9 (6-9) vs TCU (01/25/20)

• **3-POINT PERCENTAGE** •

Shot 10% or Worse 3PT FG: 10.0 (1-10) at Mississippi State (02/09/16)
Shot 11-19% 3PT FG: 16.7 (3-18) vs Northern Kentucky (11/29/19)

• **FREE THROWS** •

Made Single Digit Free Throws: 8 (8-10) at Tennessee (01/06/21)
Attempted Single Digit Free Throws: 9 (8-9) vs Central Arkansas (12/12/20)

• **FREE THROW PERCENTAGE** •

Shot 40-49% FT: 47.1 (8-17) vs Southern (12/09/20)
Shot Below 40% FT: 26.7 (4-15) at Texas A&M (01/09/13)

• **REBOUNDING** •

Had 19 or Fewer Rebounds: 19 at Missouri (03/05/13)
Had 20-25 Rebounds: 25 at Texas A&M (03/07/20)

• **ASSISTS** •

Held to 6 Assists or less: 6 at Tennessee (02/11/20)

• **STEALS** •

Had No Steals: *None on record*
Had 1 Steal: 1 vs Florida (03/09/18)
Had 2-4 Steals: 2 at Tennessee (01/06/21)

• **BLOCKED SHOTS** •

Had No Blocked Shots: 0 vs Missouri (1/23/19)

• **FEWEST TURNOVERS** •

Had 1-4 Turnovers: 4 vs Georgia (01/29/19)
Had 5-9 Turnovers: 9 vs Missouri (01/02/21)

• **FOULS** •

Had Single Digit Fouls: 9 vs LSU (02/17/07)

ARKANSAS MISCELLANEOUS...

| | | |
|------------------------------|-------------------------------------|----------------------|
| Played in an OT game: | 02/08/20 at Missouri | L, 79-83 (OT) |
| Played in a 2OT game: | 01/23/18 at Georgia | W, 80-77 (2 OT) |
| Played in a 3OT game: | 02/09/80 vs. Houston | L, 90-84 (3 OT) |
| Beat AP team ranked 21-25: | 03/09/18 vs. #23 Florida (SEC) | W, 80-72 |
| Beat AP team ranked 16-20: | 02/02/19 at #19 LSU | W, 90-89 |
| Beat AP team ranked 11-15: | 02/27/18 vs. #14 Auburn | W, 91-82 |
| Beat AP team ranked 6-9: | 12/30/17 vs. #9 Tennessee | W, 95-93 (OT) |
| Beat AP team ranked 2-5: | 01/27/16 vs. #5 Texas A&M | W, 74-71 |
| Beat AP team ranked #1: | 02/12/84 vs. #1 North Carolina (PB) | W, 65-64 |
| Beat AP Top 25 team on road: | 02/02/19 at #19 LSU | W, 90-89 |
| Beat AP Top 10 team on road: | 02/09/94 at #4 Kentucky | W, 90-82 |

LAST TIME AN OPPONENT HIGHS...

• SCORING •

Scored 100 Points: 106 at Tennessee (01/15/19)
 Scored 110 Points: 117 at Ole Miss (12/10/73)
 Scored 50 Points in 1st Half: 55 at Tennessee (01/15/19)
 Scored 50 Points in 2nd Half: 56 vs LSU (03/04/20)
 Scored 60 or More Points in a Half: 60 (1st half) vs. Alabama (02/28/96)

• FIELD GOALS MADE •

Made 30 Field Goals: 31 (31-70) vs LSU (03/04/20)
 Made 40 Field Goals: 40 (40-68) by Texas (01/05/10)
 Made 45 Field Goals: 45 (45-80) vs. Pittsburgh (12/29/86)

• FIELD GOALS ATTEMPTED •

Attempted 70 Field Goals: 70 (31-70) vs LSU (03/04/20)
 Attempted 80 Field Goals: 83 (31-83) by FIU (12/01/018)

• FIELD GOAL PERCENTAGE •

Shot 60% FG: 61.1 (15-23) vs. Auburn (02/17/16)
 Shot 65% FG: 67.7 (4-65) vs. North Carolina (03/23/08)
 Shot 69% FG: 69.8 (37-53) at Auburn (01/14/95)

• 3-POINTERS MADE •

Made 15 3-pointers: 15 (15-29) at Auburn (12/30/20)
 Made 17 3-pointers: 17 (17-33) at Auburn (02/20/19)

• 3-POINTERS ATTEMPTED •

Attempted 25 3-pointers: 29 (15-29) at Auburn (12/30/20)
 Attempted 30 3-pointers: 31 (8-31) vs Auburn (02/04/20)
 Attempted 35 3-pointers: 39 (13-39) by Miss Valley State (11/25/20)

• 3-POINT PERCENTAGE •

Shot 50% 3PT FG (min 15 att): 51.7 (15-29) at Auburn (12/30/19)
 Shot 60% or Better 3PT FG (min 15 att): 62.7 (10-15) at South Carolina (02/09/19)

• FREE THROWS •

Made 20 Free Throws: 20 (20-26) at Tennessee (01/06/21)
 Made 30 Free Throws: 34 (34-44) at Missouri (02/08/19)
 Made 40 Free Throws: 40 (40-50) vs. UMass (11/25/94)

• FREE THROW ATTEMPTS •

Attempted 35 Free Throws: 39 (26-39) vs Missouri (01/02/21)
 Attempted 40 Free Throws: 44 (34-44) at Missouri (02/08/18)
 Attempted 50 Free Throws: 50 (39-50) vs. South Carolina (03/11/04)

• FREE THROW PERCENTAGE •

Shot 80% FT (min. 10 att): .840 (21-25) at Florida (02/18/20)
 Shot 90% or Better FT (min. 10 att): .962 (25-26) at Ole Miss (01/11/20)

• REBOUNDING •

Grabbed 45 Rebounds: 47 vs Kentucky (01/218/19)
 Grabbed 50 Rebounds: 51 vs Missouri (01/02/21)
 Grabbed 55-Plus Rebounds: 56 vs. Georgia (01/29/19)
 Grabbed 20 Offensive Rebounds: 23 at LSU (01/08/20)

• ASSISTS •

Had 25 Assists: 25 vs. Louisville (11/17/09)
 Had 30 Assists: 30 at UAB (01/27/90)

• STEALS •

Had 15 Steals: 15 at LSU (02/24/10)
 Had 18 Steals: 18 vs. Alcorn State (12/02/95)

• BLOCKED SHOTS •

Had 10 Blocks: 10 at Tennessee (01/22/14)
 Had 13 Blocks: 13 at Mississippi State (01/14/10)

• MOST TURNOVERS •

Had 20 Turnovers: 21 vs Georgia (01/09/21)
 Had 25 Turnovers: 27 vs Rice (11/05/19)
 Had 30 Turnovers: 30 vs. Louisiana-Monroe (12/31/04)

• FOULS •

Committed 30-plus Fouls: 35 vs LSU (03/04/20)
RECORD: 36 vs. Centenary (12/04/82)

LAST TIME AN OPPONENT LOWS

• SCORING •

Held to 30-39 Points: 33 vs. Vanderbilt (01/12/13)
Held to 40-45 Points: 44 vs Southern (12/09/20)
 Held to 46-49 Points: 46 vs Montana (11/16/19)
Held to 50-55 Points: 50 vs Lipscomb (12/05/20)
 Held to 56-59 Points: 55 vs Vanderbilt (01/15/20)
 Held to 19 Points or Less in a Half: 18 vs Montana (11/16/19)

• FIELD GOAL PERCENTAGE •

Held to 21% or Worse FG: .2097 (13-62) vs. Jackson State (11/22/02)
Held to 20-29% FG: .286 (18-63) vs Southern (12/09/19)
Held to 30-35% FG: .319 (23-72) vs Miss Valley State (11/25/20)

• 3-POINTERS •

Did not Make a 3-pointer: 0 (0-10) by Mississippi State (02/07/15)
Held to 1 3-PT FG Made: 1 (1-13) vs Southern (12/09/20)
 Held to 2-4 3-PT FG Made: 4 (4-17) vs Tennessee (02/26/20)
Held to 5-7 3-PT FG Made: 5 (5-19) vs Georgia (01/09/21)

• 3-POINT PERCENTAGE •

Shot 10% or Worse 3PT FG: 7.7 (1-13) vs Southern (12/09/20)
 Shot 11-19% 3PT FG: 15.4 (2-13) vs North Texas (11/28/20)

• FREE THROWS •

Made 1-5 Free Throws: 3 (3-6) vs Miss Valley State (11/25/20)
 Made 6-9 Free Throws: 7 (7-10) vs Southern (12/09/20)

• FREE THROW ATTEMPTS •

Attempted Single Digit Free Throws: 7 (3-6) vs Miss Valley State (11/25/20)

• FREE THROW PERCENTAGE •

Shot 40-49% FT: 47.4 (9-19) vs. Auburn (02/17/16)
 Shot Below 40% FT: 38.1 (8-21) vs. Texas State (12/22/18)

• REBOUNDING •

Had 19 or Fewer Rebounds: 19 vs. Missouri-Kansas City (12/02/06)
 Had 20-25 Rebounds: 25 at Texas Tech (01/26/19)

• ASSISTS •

Held to Single Digit Assists: 5 vs Southern (12/09/20)

• STEALS •

Had No Steals: 0 vs Vanderbilt (01/15/20)
 Had 1 Steal: 1 at Florida (01/17/18)
Had 2-4 Steals: 3 vs Missouri (01/02/21)

• BLOCKED SHOTS •

Had No Blocked Shots: 0 (3x in 2020-21) vs Lipscomb / Southern / Georgia

• FEWEST TURNOVERS •

Had Single Digit Turnovers: 5 at Tennessee (01/06/21)

• FOULS •

Had Single Digit Fouls: 8 at Michigan (12/08/12)
Committed 10-14 Fouls: 12 vs Central Arkansas (12/12/20)

RAZORBACK SPEED CHART



JUSTIN SMITH

0 F • Gr. Sr. • 6-7 • 230
Buffalo Grove, Ill.



Injured at Auburn, had ankle surgery Jan. 1 & our 3-6 weeks ... 75 points shy of 1,000 - 17 rebs shy of 500 - 5 career Double-Doubles ... Double-Double vs ORU w/ 22 pts and career-high 17 rebs ... Added 10-reb vs ACU ... Led Arkansas with 18 pts vs North Texas ... 11th-best Graduate Transfer in the Nation by TheStadium.com

| Year | GP | GS | Min | Avg | FG | FGA | Pct | 3FG | 3FGA | Pct | FT | FTA | Pct | Off | Def | Tot | Avg | PF | FO | Ast | TO | Blk | Stl | Pts | Avg |
|---------|-----|----|------|------|-----|-----|------|-----|------|------|-----|-----|------|-----|-----|-----|-----|-----|----|-----|-----|-----|-----|-----|------|
| 2020-21 | 9 | 9 | 239 | 26.6 | 42 | 94 | .447 | 2 | 13 | .154 | 18 | 32 | .563 | 31 | 33 | 64 | 7.1 | 17 | 0 | 9 | 15 | 6 | 10 | 104 | 11.6 |
| CAREER | 107 | 82 | 2539 | 23.7 | 373 | 747 | .499 | 22 | 93 | .237 | 157 | 255 | .616 | 197 | 286 | 483 | 4.5 | 225 | 2 | 73 | 164 | 41 | 70 | 925 | 8.6 |



JD NOTAE

1 G • R-Jr. • 6-1 • 195
Covington, Ga.

Pronounced No-Tay

Scored 1,000th career point vs UCA, scoring a game-high 22 points with 6 assists, 3 steals, 1 TO ... 5 career Double-Doubles including a Triple-Double ... Has led team in scoring 3x ... SEC Rank: 4th in 3PT FG made, 6th in total FG Made, 8th in FT made ... 29th-best "Sit-Out" Transfer in the Nation by ESPN.com

| Year | GP | GS | Min | Avg | FG | FGA | Pct | 3FG | 3FGA | Pct | FT | FTA | Pct | Off | Def | Tot | Avg | PF | FO | Ast | TO | Blk | Stl | Pts | Avg |
|---------|----|----|------|------|-----|-----|------|-----|------|------|-----|-----|------|-----|-----|-----|-----|-----|----|-----|-----|-----|-----|------|------|
| 2020-21 | 12 | 0 | 277 | 23.1 | 60 | 142 | .423 | 24 | 71 | .338 | 41 | 52 | .788 | 6 | 32 | 38 | 3.2 | 25 | 1 | 28 | 26 | 6 | 13 | 185 | 15.4 |
| CAREER | 72 | 51 | 2088 | 29.0 | 396 | 945 | .419 | 135 | 386 | .350 | 187 | 256 | .730 | 63 | 303 | 366 | 5.1 | 161 | 7 | 191 | 204 | 34 | 114 | 1114 | 15.5 |



VANCE JACKSON JR.

2 F • Gr. Sr. • 6-3 • 238
Pasadena, Calif.



Scored 1,000th career point and grabbed his 500th career rebound in season opener vs Miss Valley with 15 (4-6 3PT) ... 8 career Double-Doubles ... **LAST TWO GAMES:** 14 pts at Tenn and 15 vs UGA w/ 7 3's ... Rated the 8th-best Graduate Transfer in the Nation by CBSsports.com

| Year | GP | GS | Min | Avg | FG | FGA | Pct | 3FG | 3FGA | Pct | FT | FTA | Pct | Off | Def | Tot | Avg | PF | FO | Ast | TO | Blk | Stl | Pts | Avg |
|---------|-----|----|------|------|-----|-----|------|-----|------|------|-----|-----|------|-----|-----|-----|-----|-----|----|-----|-----|-----|-----|------|------|
| 2020-21 | 12 | 2 | 197 | 16.4 | 25 | 63 | .397 | 16 | 42 | .381 | 7 | 11 | .636 | 6 | 31 | 37 | 3.1 | 13 | 0 | 13 | 8 | 2 | 2 | 73 | 6.1 |
| CAREER | 104 | 67 | 2675 | 25.7 | 342 | 818 | .418 | 173 | 486 | .356 | 206 | 306 | .673 | 104 | 427 | 531 | 5.1 | 198 | 3 | 178 | 189 | 20 | 75 | 1063 | 10.2 |



DESI SILLS

3 G • Jr. • 6-2 • 200
Jonesboro, Ark.

Preseason All-SEC second team by the coaches ... 1st career Double-Double vs ORU (16 pts and career-high 10 rebs) ... Leads team and SEC in total steals (21) - 7th in SEC in steals/gm (1.75) ... Team highs at Auburn with career-high 23 points and six rebounds ... 17th in the SEC in FG made (46) and 20th in FT Made (27)

| Year | GP | GS | Min | Avg | FG | FGA | Pct | 3FG | 3FGA | Pct | FT | FTA | Pct | Off | Def | Tot | Avg | PF | FO | Ast | TO | Blk | Stl | Pts | Avg |
|---------|----|----|------|------|-----|-----|------|-----|------|------|-----|-----|------|-----|-----|-----|-----|-----|----|-----|-----|-----|-----|-----|------|
| 2020-21 | 12 | 11 | 324 | 27.0 | 49 | 104 | .471 | 16 | 43 | .372 | 27 | 41 | .659 | 15 | 33 | 48 | 4.0 | 23 | 0 | 26 | 17 | 4 | 21 | 141 | 11.8 |
| CAREER | 78 | 43 | 1897 | 24.3 | 221 | 504 | .438 | 92 | 249 | .369 | 126 | 189 | .667 | 47 | 139 | 186 | 2.4 | 187 | 6 | 123 | 114 | 9 | 72 | 660 | 8.5 |



DAVONTE "DEVO" DAVIS

4 G • Fr. • 6-3 • 180
Jacksonville, Ark.

Led team w/ 14 pts, added 7 rebs in 16 min vs Southern ... Made 4 "game-winning" plays during 10-0 run at Auburn, including FG to cap the run ... Earned 1st career start vs Mizzou (1/2) ... Started vs UGA & had 20 pts, 7 reb and 6 assists ... 2020 Arkansas Democrat-Gazette Boys Player of the Year ... 4-time All-State

| Year | GP | GS | Min | Avg | FG | FGA | Pct | 3FG | 3FGA | Pct | FT | FTA | Pct | Off | Def | Tot | Avg | PF | FO | Ast | TO | Blk | Stl | Pts | Avg |
|---------|----|----|-----|------|----|-----|------|-----|------|------|----|-----|------|-----|-----|-----|-----|----|----|-----|----|-----|-----|-----|-----|
| 2020-21 | 10 | 2 | 139 | 13.9 | 23 | 43 | .535 | 2 | 4 | .500 | 5 | 7 | .714 | 11 | 17 | 28 | 2.8 | 18 | 0 | 14 | 10 | 0 | 11 | 53 | 5.3 |



MOSES MOODY

5 G • Fr. • 6-6 • 205
Little Rock, Ark.

On Athletics' African American Student-Athlete Leadership Council and SAAC - Only Hog to make a 3-PT FG all 12 gms ... SEC Fresh of the Week (12/7) ... Leads team in scoring; 2nd in steals; 3rd in reb ... 1st career double-double vs Mizzou (1/2) ... Season-high 25 vs UGA ... 37th-best incoming freshman in the nation.

| Year | GP | GS | Min | Avg | FG | FGA | Pct | 3FG | 3FGA | Pct | FT | FTA | Pct | Off | Def | Tot | Avg | PF | FO | Ast | TO | Blk | Stl | Pts | Avg |
|---------|----|----|-----|------|----|-----|------|-----|------|------|----|-----|------|-----|-----|-----|-----|----|----|-----|----|-----|-----|-----|------|
| 2020-21 | 12 | 12 | 388 | 32.3 | 61 | 133 | .459 | 24 | 60 | .400 | 54 | 67 | .806 | 27 | 40 | 67 | 5.6 | 25 | 0 | 20 | 13 | 7 | 15 | 200 | 16.7 |



JAYLIN WILLIAMS

10 F • Fr. • 6-10 • 245
Fort Smith, Ark.

Leads team with 6 charges taken ... 1st career start at Tennessee and was 3-of-3 FG ... Led Arkansas with 10 rebounds vs MVSU, had 9 vs UGA and seven versus Lipscomb ... Rated the 56th-best incoming freshman in the nation and the 9th-best center by Rivals.com ... 2020 Gatorade Arkansas Player of the Year

| Year | GP | GS | Min | Avg | FG | FGA | Pct | 3FG | 3FGA | Pct | FT | FTA | Pct | Off | Def | Tot | Avg | PF | FO | Ast | TO | Blk | Stl | Pts | Avg |
|---------|----|----|-----|------|----|-----|------|-----|------|------|----|-----|------|-----|-----|-----|-----|----|----|-----|----|-----|-----|-----|-----|
| 2020-21 | 9 | 1 | 104 | 11.6 | 11 | 20 | .550 | 4 | 12 | .333 | 5 | 7 | .714 | 8 | 24 | 32 | 3.6 | 11 | 0 | 3 | 9 | 7 | 2 | 31 | 3.4 |



JALEN TATE

11 G • Gr. Sr. • 6-6 • 175
Pickerington, Ohio



Scored 1,000th career point vs UCA - 8 rebounds shy of 400 - Dished out assist #300 vs Lipscomb, 4 career Double-Doubles (2 at ARK: 17 pts and career-high 11 assists vs UCA -15 and 10 vs UGA) ... 3rd in the SEC in assists/gm; 2nd in A-to ratio ... 5th-best Graduate Transfer in the Nation by NBCSports.com

| Year | GP | GS | Min | Avg | FG | FGA | Pct | 3FG | 3FGA | Pct | FT | FTA | Pct | Off | Def | Tot | Avg | PF | FO | Ast | TO | Blk | Stl | Pts | Avg |
|---------|-----|----|------|------|-----|-----|------|-----|------|------|-----|-----|------|-----|-----|-----|-----|-----|----|-----|-----|-----|-----|------|------|
| 2020-21 | 12 | 12 | 333 | 27.8 | 52 | 97 | .536 | 10 | 26 | .385 | 15 | 22 | .682 | 16 | 34 | 50 | 4.2 | 35 | 1 | 58 | 29 | 3 | 13 | 129 | 10.8 |
| CAREER | 105 | 94 | 2717 | 25.9 | 408 | 808 | .505 | 49 | 167 | .293 | 214 | 345 | .620 | 93 | 299 | 392 | 3.7 | 319 | 7 | 343 | 212 | 56 | 142 | 1079 | 10.3 |



KHALEN "KK" ROBINSON

12 G • Fr. • 6-0 • 175
Little Rock, Ark.

• Had surgery on his right foot on Jan. 10 and will miss the rest of the 2020-21 season.
• Rated the 36th-best incoming freshman in the nation and the 7th-best combo guard by 247Sports.com
• 2020 MaxPreps Virginia All-State first team

| Year | GP | GS | Min | Avg | FG | FGA | Pct | 3FG | 3FGA | Pct | FT | FTA | Pct | Off | Def | Tot | Avg | PF | FO | Ast | TO | Blk | Stl | Pts | Avg |
|---------|----|----|-----|-----|----|-----|------|-----|------|------|----|-----|------|-----|-----|-----|-----|----|----|-----|----|-----|-----|-----|-----|
| 2020-21 | 11 | 0 | 92 | 8.4 | 9 | 21 | .429 | 5 | 12 | .417 | 6 | 8 | .750 | 0 | 10 | 10 | 0.9 | 16 | 1 | 11 | 6 | 1 | 3 | 29 | 2.6 |



ABAYOMI "BAYBE" IYIOLA

22 F • R-Jr. • 6-9 • 230
Atlanta, Ga.

• Pronounced ah-BAH-yum-Mee ... EE-EE-oh-la ... **Goes by Baybe** (pronounced Bay-bey)
• Had knee (right) surgery in the summer and started practicing with the team in Dec. 26
• Serves on Arkansas' Student-Athlete Advisory Committee

| Year | GP | GS | Min | Avg | FG | FGA | Pct | 3FG | 3FGA | Pct | FT | FTA | Pct | Off | Def | Tot | Avg | PF | FO | Ast | TO | Blk | Stl | Pts | Avg |
|---------|----|----|------|------|-----|-----|------|-----|------|------|-----|-----|------|-----|-----|-----|-----|-----|----|-----|----|-----|-----|-----|------|
| 2020-21 | 63 | 39 | 1325 | 21.0 | 274 | 547 | .501 | 1 | 11 | .091 | 107 | 151 | .709 | 162 | 272 | 434 | 6.9 | 185 | 6 | 19 | 75 | 58 | 46 | 656 | 10.4 |



CONNOR VANOVER

23 F • R-Sr. • 7-3 • 247
Little Rock, Ark.

The 44th-best "Sit-Out" Transfer in the Nation by ESPN.com ... 34th in NCAA/3rd SEC in BLKS (2.0), 3rd in SEC in def rebs (5.42) ... 11th in SEC in Rebs (6.8) - Game-high 23 pts w/ 8 reb & 3 BLK vs MVSU ... Career-high 16 boards and 6 blocks vs North Texas.

| Year | GP | GS | Min | Avg | FG | FGA | Pct | 3FG | 3FGA | Pct | FT | FTA | Pct | Off | Def | Tot | Avg | PF | FO | Ast | TO | Blk | Stl | Pts | Avg |
|---------|----|----|-----|------|-----|-----|------|-----|------|------|----|-----|-------|-----|-----|-----|-----|----|----|-----|----|-----|-----|-----|-----|
| 2020-21 | 12 | 11 | 238 | 19.8 | 36 | 82 | .439 | 13 | 41 | .317 | 17 | 17 | 1.000 | 17 | 65 | 82 | 6.8 | 17 | 0 | 7 | 5 | 24 | 8 | 102 | 8.5 |
| CAREER | 40 | 26 | 729 | 18.2 | 119 | 259 | .459 | 40 | 117 | .342 | 33 | 41 | .805 | 38 | 127 | 165 | 4.1 | 55 | 2 | 12 | 23 | 59 | 15 | 311 | 7.8 |



ETHAN HENDERSON

24 F • Jr. • 6-8 • 210
Little Rock, Ark.

• In 39 minutes this season has recorded 10 rebounds and two blocked shots.
• On 40-minute basis, averages 11.4 rebounds and 2.3 blocked shots.

| Year | GP | GS | Min | Avg | FG | FGA | Pct | 3FG | 3FGA | Pct | FT | FTA | Pct | Off | Def | Tot | Avg | PF | FO | Ast | TO | Blk | Stl | Pts | Avg |
|---------|----|----|-----|-----|----|-----|------|-----|------|------|----|-----|------|-----|-----|-----|-----|----|----|-----|----|-----|-----|-----|-----|
| 2020-21 | 7 | 0 | 35 | 5.0 | 4 | 5 | .800 | 0 | 0 | .000 | 1 | 2 | .500 | 5 | 5 | 10 | 1.4 | 3 | 0 | 0 | 1 | 2 | 0 | 9 | 1.3 |
| CAREER | 39 | 6 | 270 | 6.9 | 21 | 36 | .583 | 0 | 0 | .000 | 9 | 22 | .409 | 24 | 44 | 68 | 1.7 | 41 | 1 | 5 | 6 | 20 | 7 | 51 | 1.3 |



ERIC MUSSELMAN

University of Arkansas Head Coach
San Diego, 1987
As ARKANSAS Head Coach: 30-14 (2nd yr)
As Collegiate Head Coach: 140-48 (6th yr)
As Pro Head Coach: 503-291 (14 seasons)

As collegiate HC, players have earned 2 conference POY honors, 3 All-American honors and 14 all-conference honors ... In 1st 5 years in college, won 20 games 5x & 3 conf. titles; played in 3 NCAA tournneys and won CBI championship ... Only needed 130 games as collegiate HC to record 100 wins ... In 20 seasons as a HC, finished 1st in his conf./division 13 times ... In 14 seasons as a pro HC, led league in wins 7x (2nd-most wins 3x) ... 1st coach in pro basketball history to win 100 games by the age of 28 ... In 7 years as head coach in CBA, a league-best 24 of his players were called up to the NBA and he coached five All-Star games.

CAREER HIGHS

PTS: 24 (2x) last vs Western Illinois (11/05/19)
REB: 17 vs Oral Roberts (12/20/20)
AST: 4 vs Ohio State (01/11/20)
STL: 3 (7x) last vs Miss Valley (11/25/20)
BLK: 3 at Michigan State (02/02/19)

CAREER HIGHS

PTS: 40 vs Florida Memorial (11/21/18)
REB: 14 Stetson (01/30/19)
AST: 10 at Kennesaw State (01/09/19)
STL: 5 (2x) last Florida Gulf Coast (02/02/19)
BLK: 3 (4x) last at Oral Roberts (12/20/20)

CAREER HIGHS

PTS: 30 vs Fresno State (02/02/19)
REB: 13 (2x) last vs Fresno State (02/02/19)
AST: 7 vs Nevada (01/05/19)
STL: 4 vs Wyoming (03/03/19)
BLK: 2 (2x) last vs Nevada (02/18/20)

CAREER HIGHS

PTS: 23 at Auburn (12/30/20)
REB: 10 vs Oral Roberts (12/20/20)
AST: 6 vs FIU (12/01/18)
STL: 4 (2x) last vs UT Arlington (12/02/20)
BLK: 1 (9x) last at Auburn (12/30/20)

CAREER HIGHS

PTS: 20 vs Georgia (01/09/21)
REB: 7 (2x) vs Georgia (01/09/21)
AST: 6 vs Georgia (01/09/21)
STL: 3 vs Missouri (01/02/21)
BLK: -

CAREER HIGHS

PTS: 25 vs Georgia (01/09/21)
REB: 10 vs Missouri (01/02/21)
AST: 3 vs Lipscomb (12/05/20)
STL: 3 (2x) last vs North Texas (11/28/20)
BLK: 2 vs Abilene Christian (12/22/20)

CAREER HIGHS

PTS: 9 vs Mississippi Valley State (11/25/20)
REB: 10 vs Mississippi Valley State (11/25/20)
AST: 1 vs Mississippi Valley State (11/25/20)
STL: 1 vs UT Arlington (12/02/20)
BLK: 2 (2x) last vs Missouri (01/02/21)

CAREER HIGHS

PTS: 31 vs IUPUI (02/14/20)
REB: 12 at Green Bay (01/31/20)
AST: 11 vs Central Arkansas (12/20/20)
STL: 6 vs IUPUI (02/14/20)
BLK: 3 (3x) last at Detroit Mercy (03/06/19)

CAREER HIGHS

PTS: 15 vs Mississippi Valley State (11/25/20)
REB: 2 vs Mississippi Valley State (11/25/20)
AST: 4 vs Lipscomb (12/05/20)
STL: 1 vs Mississippi Valley State (11/25/20)
BLK: -

CAREER HIGHS

PTS: 26 at USF (11/28/18)
REB: 13 (3x) last at North Florida (01/15/20)
AST: 2 (2x) last at North Florida (02/26/19)
STL: 4 at Jacksonville (02/13/19)
BLK: 2 (2x) last at North Florida (02/26/19)

CAREER HIGHS

PTS: 24 at Stanford (03/07/19)
REB: 16 vs North Texas (11/28/20)
AST: 2 vs Washington State (03/02/19)
STL: 3 vs Southern (12/09/20)
BLK: 6 (2x) last vs North Texas (11/28/20)

CAREER HIGHS

PTS: 10 vs LSU (03/04/20)
REB: