

2020-21 SCHEDULE / RESULTS

NOVEMBER 2-0

25 Wed	MISSISSIPPI VALLEY STATE	SECN Plus	W 142 62
	Fayetteville, Ark. • Bud Walton Arena/Nolan Richardson Court		
28 Sat	NORTH TEXAS	SECN Plus	W 69 54
	Fayetteville, Ark. • Bud Walton Arena/Nolan Richardson Court		

DECEMBER 7-0

2 Wed	UT Arlington	SEC Network	W 72 60
	Fayetteville, Ark. • Bud Walton Arena/Nolan Richardson Court		
5 Sat	LIPSCOMB	SECN Plus	W 86 50
	Fayetteville, Ark. • Bud Walton Arena/Nolan Richardson Court		
8 Tues	at Tulsa	ESPN+	Postponed
	Tulsa, Okla. • Donald W. Reynolds Center		
9 Wed	SOUTHERN	SECN Plus	W 79 44
	Fayetteville, Ark. • Bud Walton Arena/Nolan Richardson Court		
12 Sat	CENTRAL ARKANSAS	SECN Alt.	W 100 75
	Fayetteville, Ark. • Bud Walton Arena/Nolan Richardson Court		
20 Sun	ORAL ROBERTS	SEC Network	W 87 76
	Fayetteville, Ark. • Bud Walton Arena/Nolan Richardson Court		
22 Tues	ABILENE CHRISTIAN	SEC Network	W 85 72
	Fayetteville, Ark. • Bud Walton Arena/Nolan Richardson Court		
30 Wed	Auburn	ESPN2	W 97 85
	Auburn, Ala. • Auburn Arena		

JANUARY (All Times CT)

2 Sat	#12/12 MISSOURI *	CBS	L 68 81
	Fayetteville, Ark. • Bud Walton Arena/Nolan Richardson Court		
6 Sat	at #9/8 Tennessee *	ESPN2	L 74 79
	Knoxville, Tenn. • Thompson-Boling Arena		
9 Sat	GEORGIA *	SEC Network	W 99 69
	Fayetteville, Ark. • Bud Walton Arena/Nolan Richardson Court		
13 Wed	at LSU *	ESPN2	L 76 92
	Baton Rouge, La. • Pete Maravich Assembly Center		
16 Sat	at #RV/24 Alabama *	SEC Network	2:30 pm
	Tuscaloosa, Ala. • Coleman Coliseum		
20 Wed	AUBURN *	SEC Network	8:00 pm
	Fayetteville, Ark. • Bud Walton Arena/Nolan Richardson Court		
23 Sat	at Vanderbilt *	SEC Network	Noon
	Nashville, Tenn. • Memorial Gymnasium		
27 Wed	OLE MISS *	SEC Network	7:30 pm
	Fayetteville, Ark. • Bud Walton Arena/Nolan Richardson Court		
30 Sat	at Oklahoma State	ESPN/2	3:00 pm
	Stillwater, Okla. • Gallagher-Iba Arena / Eddie Sutton Court		

FEBRUARY (All Times CT)

2 Tues	MISSISSIPPI STATE *	SEC Network	8:00 pm
	Fayetteville, Ark. • Bud Walton Arena/Nolan Richardson Court		
6 Sat	TEXAS A&M *	SEC Network	6:00 pm
	Fayetteville, Ark. • Bud Walton Arena/Nolan Richardson Court		
9 Tues	at Kentucky	ESPN/2	6:00 pm
	Lexington, Ky. • Rupp Arena		
13 Sat	at Missouri	ESPN2/U	3:00 pm
	Columbia, Mo. • Mizzou Arena		
16 Tues	FLORIDA *	ESPN/2	6:00 pm
	Fayetteville, Ark. • Bud Walton Arena/Nolan Richardson Court		
20 Sat	at Texas A&M	SEC Network	7:30 pm
	Bryan College Station, Texas • Reed Arena		
24 Wed	ALABAMA *	ESPN2/U	8:00 pm
	Fayetteville, Ark. • Bud Walton Arena/Nolan Richardson Court		
27 Sat	LSU *	ESPN/2	1:00 pm
	Fayetteville, Ark. • Bud Walton Arena/Nolan Richardson Court		

MARCH (All Times CT)

2 Tues	at South Carolina *	SEC Network	5:30 pm
	Columbia, S.C. • Colonial Life Arena		
10-14	SEC CHAMPIONSHIP		TBA
	Nashville, Tenn. • Bridgestone Arena		

* SEC Game || HOME GAMES IN CAPS

ARKANSAS RAZORBACKS

GAME 14: ARKANSAS AT #24 ALABAMA

Jan. 16, 2021 • Saturday • 2:30 pm • Tuscaloosa, Ala. • Coleman Coliseum (15,383/2,055)



RV/RV ARKANSAS RAZORBACKS

Eric Musselman (San Diego '87)

OVERALL 10-3 SEC 2-3

at UA: 30-15 (2nd) Collegiate: 140-49 (6th)



RV/24 ALABAMA CRIMSON TIDE

Nate Oats (Maranatha Baptist '98)

OVERALL 10-3 SEC 5-0

at Bama: 26-18 (2nd) Overall: 122-61 (6th)



SEC NETWORK

Kevin Fitzgerald (PxP)
Dane Bradshaw (Analyst)



RAZORBACK SPORTS NETWORK

Chuck Barrett (PxP)
Matt Zimmerman (Analyst)



SATELLITE RADIO

XM: 388 • Sirius: --
Online Channel: 978



LIVE STATS / WATCH SEC NETWORK ONLINE

www.Arkansas.StatBroadcast.com

www.espn.com/watch/player?id=ba735cf3-6727-43c4-bff7-78ae46aa15a9

SERIES INFO:

OVERALL	ARK Leads.....	35-28
Home	ARK Leads.....	19-6
Away	ARK Trails.....	8-20
Neutral	ARK Leads.....	8-2
SEC ONLY	ARK Leads.....	28-25

MOST RECENT RESULTS:

02/23/12	L	79-68	H
01/31/13	L	59-56	A
02/05/14	W	65-58	H
03/08/14	L	83-58	A
01/22/15	W	93-91 (OT)	H
03/02/16	W	62-61	A
02/01/17	W	87-68	H
02/24/18	W	76-73	A
03/09/19	W	82-70	H
02/01/20	W	82-78	A

Versus Alabama

- This will be the 64th meeting between Arkansas and Alabama and 54th since the Razorbacks joined the SEC. Arkansas leads the all-time series, 35-28, and is 28-25 versus the Crimson Tide since joining the SEC.
- Alabama owns a 20-8 advantage in games played in Tuscaloosa.
- Arkansas has won six straight and 7 of the last 8 in the series.

LAST YEAR VS ALABAMA - ARK 82 • BAMA 78 (Feb. 1, 2020 @ BAMA)

- Mason Jones scored 30 points and Jimmy Whitt Jr., added 26 to lead Arkansas to an 82-78 come-from-behind road win versus Alabama.
- Alabama raced out to a 12-0 lead to start the game and forced two quick timeouts by head coach Eric Musselman. The Razorbacks got back on track and tied the game, 18-18, midway through the first half. The teams played even, for the most part, the rest of the way with the Crimson Tide taking a 39-36 lead into halftime.
- Alabama jumped out to a pair of seven-point leads early in the second half. However, the Razorbacks used 14-2 run to lead by one (56-55) with 11:49 left in the game. Alex Reese temporarily stopped the run with a dunk 11 seconds later to put Alabama up one (57-56). However, Arkansas answered with an 8-0 run to go up seven (64-57).
- The game of runs continued as Bama reeled off 12-2 run to lead by three (68-66) with 4:11 remaining. Undaunted, Arkansas went on an 11-2 run of its own to lead by seven, 77-70, with 1:20 left in the game.
- Arkansas hit 5-of-6 free throws inside the final minute to secure the win.

Smith Out Due to Ankle Injury; Robinson Lost for Year

- Graduate senior forward Justin Smith had successful right ankle arthroscopic debridement surgery Friday (Jan. 1) and was listed out 3-to-6 weeks.
- Smith injured his ankle during the first half of Arkansas' SEC season-opening win at Auburn (Dec. 30). While he returned to the floor in the first half, he sat out the second half.
- Freshman Khaleen "KK" Robinson had surgery on Jan. 10 to repair a bone fracture in his right foot. He will miss the remainder of the 2020-21 season.
- Robinson played each of the first 11 games prior to missing the Georgia game Saturday.

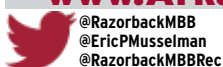
Hogs #29 in NCAA NET

- The NCAA released its first NET ranking on Jan. 4 and the Razorbacks came in at #24. After the losses to #12 Missouri at #9/8 Tennessee, Arkansas dropped to #29 in th NET.
- The Razorbacks climbed nine spots to #20 after the 30-point win over Georgia but dropped back to #29 after its road loss at LSU.

Tough Schedule To Start

- Not that there is ever an easy SEC game Arkansas schedule to start the SEC season is particularly tough.

www.ArkansasRazorbacks.com



@RazorbackMBB
@EricPMusselman
@RazorbackMBBRec



@RazorbackMBB
@ericpmusselman




/RazorbackMBB

Arkansas SID: Mike Cawood • tmcawood@uark.edu • 479-236-2090

2020-21 STAT COMPARISON

87.2	Scoring Off.	79.4
69.2	Scoring Def.	71.0
+18.1	Scoring Margin	+8.4
.451	FG%	.424
.405	FG% Def.	.409
.347	3PT%	.333
9.5	3PT Made/Gm	9.8
.304	3PT% Def.	.311
.741	FT%	.689
+7.8	Reb. Margin	+1.4
15.4	Assists/Gm	13.5
1.23	A/TO Ratio	1.01
+2.7	TO Margin	+2.7
5.0	Blocks/Gm	3.8
8.4	Steals/Gm	8.5
17.4	Fouls/Gm	19.1



ARKANSAS BASKETBALL

1994 NATIONAL CHAMPION

1995 NATIONAL RUNNER-UP

3 NAISMITH HALL OF FAMERS

6 FINAL FOURS

10 ELITE EIGHTS

31 ALL-AMERICANS

33 NCAA BERTHS

39 NBA DRAFT PICKS

LEADS TEAM & 7TH IN SEC IN SCORING 16.8 PPG
- ONLY HOG TO MAKE A 3 ALL 13 GMS

9TH IN SEC IN SCORING (15.9 PPG)
- AMONG SEC TOP 10 IN FG MADE, FT MADE, 3PT MADE

LAST TWO GMS 9 REB VS UGA 10 REB AT LSU
- TOOK 2 CHARGES IN EACH GAME

MUSSELMAN PLAYERS IN THE NBA
CALEB MARTIN
CODY MARTIN
JALEN HARRIS
ISAIAH JOE
MASON JONES

TV/RADIO ROSTER



0 • Justin SMITH
M.S. - Operations Management



1 • JD NOTAE
Recreation and Sport Management



2 • Vance JACKSON Jr.
M.Ed. - Adult & Lifelong Learning



3 • Desi SILLS
Recreation and Sport Management



4 • Davonte "Devo" DAVIS
Recreation and Sport Management



5 • Moses MOODY
Undecided



10 • Jaylin WILLIAMS
Recreation and Sport Management



11 • Jalen TATE
M.Ed. - Adult & Lifelong Learning



12 • Khalel "KK" ROBINSON
Recreation and Sport Management



13 • Emeka OBUKWELU
Biology/Pre-Med



14 • Brandon KIMBLE
M.S. - Operations Management



20 • Kamani JOHNSON
Communications



22 • Abayomi "Baybe" IYIOLA
Business Accounting



23 • Connor VANOVER
Communications



24 • Ethan HENDERSON
Recreation and Sport Management



33 • Bryson MOREHEAD
Engineering



ERIC MUSSELMAN
Head Coach



DAVID PATRICK
Associate Head Coach



CLAY MOSER
Assistant Coach



COREY WILLIAMS
Assistant Coach



ANTHONY RUTA
Dir-Operations



EARL BOYKINS
Dir.-S/A Develop.



HAYS MYERS
Special Asst. to HC



MICHAEL MUSSELMAN
Dir.-Recruiting



PATRICK ACKERMAN
Recruiting Coord.



RILEY HALL
Video Coord.

NUMERICAL ROSTER

No.	Name	Pos.	Yr.	Ht.	Wt.	Hometown	Previous School
0	Justin Smith	F	Gr.	6-7	230	Buffalo Grove, Ill.	Indiana
1	JD Notae	G	R-Jr.	6-1	195	Covington, Ga.	Jacksonville
2	Vance Jackson Jr.	F	Gr.Sr.	6-9	238	Pasadena, Calif.	New Mexico
3	Desi Sills	G	Jr.	6-2	200	Jonesboro, Ark.	Jonesboro HS
4	Davonte "Devo" Davis	G	Fr.	6-3	180	Jacksonville, Ark.	Jacksonville HS
5	Moses Moody	G	Fr.	6-6	205	Little Rock, Ark.	Montverde Acad.
10	Jaylin Williams	F	Fr.	6-10	245	Fort Smith, Ark.	Northside HS
11	Jalen Tate	G	Gr.Sr.	6-6	175	Pickerington, Ohio	Northern Ky.
12	Khalel "KK" Robinson	G	Fr.	6-0	175	Little Rock, Ark.	Oak Hill Acad.
13	Emeka Obukwelu	F	Sr.	6-8	235	Plano, Texas	UT Tyler
14	Brandon Kimble	F	Gr.Sr.	6-7	180	Indianola, Miss.	Miss. Valley St.
20	Kamani Johnson	F	Jr.	6-7	215	Brooklyn, N.Y.	Little Rock
22	Abayomi "Baybe" Iyiola	F	R-Jr.	6-9	230	Atlanta, Ga.	Stetson
23	Connor Vanover	F	R-So.	7-3	247	Little Rock, Ark.	California
24	Ethan Henderson	F	Jr.	6-8	210	Little Rock, Ark.	Parkview HS
33	Bryson Morehead	F	Fr.	6-8	160	Katy, Texas	Obra D. Tompkins HS

COACHES/STAFF

Head Coach: Eric Musselman (San Diego, 1987)
 Associate Head Coach: David Patrick (UL Lafayette, 2000)
 Assistant Coach: Clay Moser (Wisconsin-La Crosse, 1987)
 Assistant Coach: Corey Williams (Oklahoma State, 2002)
 Director of Operations: Anthony Ruta (Arizona State, 2012)
 Special Assistant to Head Coach: Hays Myers (LSU, 2016)
 Director of Student-Athlete Development: Earl Boykins (Eastern Michigan, 1998)
 Video Coordinator: Riley Hall (Arkansas, 2016)
 Director of Recruiting: Michael Musselman (San Diego, 2018)
 Recruiting Coordinator: Patrick Ackerman (Detroit Mercy, 2016)
 Head Strength Coach: Dave Richardson (Louisiana-Monroe, 1989)
 Graduate Assistants:
 Tyson Batiste (Central Connecticut State, 2019) • Jeremiah Bonsu (Dayton, 2017) • Caleb Cline (South Dakota, 2020) • Alex Dellelt (Arkansas, 2018) • Colin Donnelly (Michigan State, 2019) • Raheem Martin (Greensboro College, 2016) • Elijah Roth (Arizona, 2020)

Student Assistant: Khalil Garland

PRONUNCIATION

#1 JD Notae No-Tay
 #3 Desi Sills DEZ-ee
 #12 Khalel Robinson Kay-lin
 #13 Emeka Obukwelu Eh-MEH-kuh Oh-Boo-Quay-Lu
 #22 Abayomi Iyiola ah-Bah-YUM-ee EE-EE-oh-la
 ^ goes by "Baybe" Bay-Bey
 Anthony Ruta R00-tuh

ROSTER BY STATE

ARKANSAS (7)	ILLINOIS (1)
Davonte Davis Jacksonville	Justin Smith Buffalo Grove
Ethan Henderson Little Rock	
Moses Moody Little Rock	
Khalel Robinson Little Rock	
Desi Sills Jonesboro	
Connor Vanover Little Rock	
Jaylin Williams Fort Smith	
CALIFORNIA (1)	MISSISSIPPI (1)
Vance Jackson Jr. Pasadena	Brandon Kimble Indianola
GEORGIA (2)	NEW YORK (1)
Abayomi Iyiola Atlanta	Kamani Johnson Brooklyn
JD Notae Covington	
	TEXAS (2)
	Emeka Obukwelu Plano
	Bryson Morehead Katy
	OHIO (1)
	Jalen Tate Pickerington

ROSTER BY CLASS

GRADUATE SENIOR (4)	SOPHOMORE (1)
Vance Jackson Jr.	Connor Vanover (Redshirt)
Brandon Kimble	
Justin Smith	
Jalen Tate	
SENIOR (1)	FRESHMAN (5)
Emeka Obukwelu	Davonte Davis
	Moses Moody
	Bryson Morehead
	Khalel Robinson
	Jaylin Williams
JUNIOR (4)	
Abayomi Iyiola (Redshirt)	
Ethan Henderson	
Kamani Johnson	
JD Notae (Redshirt)	
Desi Sills	

ABOUT ARKANSAS

Location.....	Fayetteville, Ark.
Enrollment.....	27,559
Founded.....	1871
Colors.....	Cardinal (PMS 201) and White
Nickname.....	Razorbacks
Conference.....	Southeastern (SEC)
System Pres.....	Dr. Donald R. Bobbitt (Arkansas, 1980)
Chancellor.....	Dr. Joseph E. Steinmetz (C. Michigan, 1977)
Vice Chancellor / AD.....	Hunter Yurachek (Guilford, 1990)
Faculty Representative.....	Gerald Jordan (Arkansas, 1970)
Arena (Capacity).....	Bud Walton Arena (19,200)

HISTORY

First Year of Basketball.....	1923-24
Seasons.....	98th
Overall Conference Championships.....	24 (2 SEC, 22 SWC)
NCAA Tournament Record / App.....	42-32 (.568) / 33
NIT Record / App.....	6-5 / 4
SEC Tournament Record.....	28-27

MUSSELMAN COACHING HISTORY

COLLEGIATE	6th Season	140-49	(7-4 Postseason)
Nevada	4 years	110-34	7-4 Postseason
Arkansas	2nd year	30-15	--
PROFESSIONAL	14 Seasons	503-291	(50-39 Postseason *)
CBA	7 years	270-122	(39-34 Postseason*)
Rapid City	5 years	191-89	(27-25 Postseason *)
Florida	2 years	79-33	(12-9 Postseason *)
USBL	2 years	53-3	(4-0 Postseason *)
Florida	2 years	53-3	(4-0 Postseason *)
NBA	3 years	108-138	--
Golden State	2 years	75-89	--
Sacramento	1 year	33-49	--
D-League	2 years	72-28	(7-5 Postseason *)
Reno	1 year	34-16	(2-3 Postseason *)
Los Angeles	1 year	28-12	(5-2 Postseason *)
INTERNATIONAL	3 Years	24-14	--
Dominican	1 years	5-1	--
Venezuelan	2 years	19-13	--

-- Note, professional basketball does not include playoff results in W-L record
 ^ - Musselman's pro record including playoffs is 553-330

MISCELLANEOUS MEASURABLES

(AS OF JUNE 2020)

NAME	WINGSPAN	REACH	MAX VERT
Devo Davis	6' 7.5"	8' 5"	34"
Ethan Henderson	6' 11.5"	8' 8"	44"
Abayomi Iyiola	6' 11.5"	8' 10.5"	28.5"
Vance Jackson	6' 11"	8' 9"	29.5"
Moses Moody	7' 1"	8' 8.5"	30"
JD Notae	6' 6"	8' 2"	39"
KK Robinson	6' 6"	8' 0"	37"
Desi Sills	6-6.5"	8' 1.5"	37.5"
Justin Smith	6' 8.5"	8' 6"	44"
Jalen Tate	6' 6"	8' 6.5"	35"
Connor Vanover	7' 5"	9' 8"	25.5"
Jaylin Williams	7' 1.5"	8' 11"	32"

- ^ opened at Auburn – the Tigers were 34-3 at home over two-plus years prior to Arkansas' win
- ^ then hosted #12 Missouri and traveled to #8 Tennessee for back-to-back games (without Justin Smith)
- ^ after hosting Georgia, Arkansas played at LSU (#19 NCAA NET) and at Alabama (#22 NCAA NET)
- ^ with games at LSU and Alabama this week, Arkansas opens SEC play with four of its first six on the road
- ^ add a game at Oklahoma State (SEC/Big 12 Challenge), the Hogs are in the midst of playing six of 10 games on the road.

Rare Air

- **Moses Moody is 1 of 3 players in the SEC** to average at least 15.0 points and 5.5 rebounds
- MOODY IS THE ONLY GUARD AND THE ONLY FRESHMAN.**

^ Moses Moody (ARK)	6-6, G, Fr.	16.8 ppg	5.6 rpg
^ Trendon Watford (LSU)	6-9, F, So.	18.3 ppg	7.0 rpg
^ Emanuel Miller (A&M)	6-7, F, So.	16.6 ppg	7.8 rpg

- **Moody is THE ONLY PLAYER IN THE SEC** among the top 10 in scoring, top 10 in FG% and top 10 in FT% that also ranks among the SEC top 20 in rebounds (19th).

- **IN FACT, MOODY IS THE ONLY PLAYER IN THE SEC SHOOTING AT LEAST 45% FG – 80% FT – 38% 3PT**

- ^ Moody is 1 of just 6 players in the SEC to rank among the SEC top 20 in BOTH scoring AND rebounding

Moses Leads and in Owns the Arc

- Razorback freshman Moses Moody leads the team – and ranks **seventh in the SEC in scoring** (16.8 ppg) – and he leads the team by shooting 38.5% from 3-point range. He is also the only Hog to make a 3-pointer in all 13 games.

- Only five freshmen have led UA in points per game during a season (HogStats.com):

^ George Kok (18.7 in 1944-45)	^ Scotty Thurman (17.4 1992-93)	^ Joe Johnson (16.0 1999-00)
^ Jonathon Modica (11.5 in 2002-03)	^ Patrick Beverley (13.9 2006-07)	

- Moody ranks **sixth in the SEC – first among SEC freshmen – in minutes played** per game (32.6).

- Moody has consecutive free throw streaks of 15, 13 and 12 this season to rank **seventh in the SEC in free throw percentage** (.803).

- **Moody is 20th in the NCAA / 2nd in the SEC in free throws made (57).**

- **Moody is 26th in the NCAA / 2nd in the SEC in free throws attempts (71).**

Freebies

- **Arkansas ranks 9th in the NCAA / 1st in the SEC in free throws made (212)**

- **Arkansas ranks 15th in the NCAA / 1st in the SEC in free throw attempts (286).**

- ^ In 2016, Eric Musselman's Nevada squad led the NCAA in FT made (73) and were 2nd in FT attempts (992).

- ^ In 2020, Mason Jones led the NCAA in both FT made (233) and FT attempts (282).

- ^ In his first five years as a college coach, Musselman's teams have ranked 1st (3x) or 2nd (2x) five times in the ir respective league in free throws made.

- **Connor Vanover is a perfect 17-of-17 at the free throw line this season, including 6-of-6 at Auburn.**

- **Moses Moody has consecutive free throw streaks of 15, 13 and 12 this season.** He ranks seventh in the SEC in FT% this season (.803)

- **JD Notae is 22-of-27 (.815) from the line in five SEC games –** Was 22-of-29 in the first eight games combined – **and ranks 10th in the SEC in free throw percentage (.786) for the year.**

Bench Warmers

- Arkansas has outscored its opponents' bench in all three losses.

- ^ Arkansas' bench outscored Missouri's, 28-10

- ^ Arkansas' bench outscored Tennessee's, 35-22.

- ^ Arkansas' bench outscored LSU's, 43-10.

- Why is this a note, you ask? These are three of just five losses in Musselman's career – 4 at Arkansas – when his teams' bench outscored the others.

- **Musselman teams are now 66-5 when outscoring opponents' bench ... 13-4 at Arkansas**

- Oddly, Arkansas had its two worst shooting games versus Mizzou and LSU but won several other miscellaneous stats.

	PTS OFF TO	PTS IN PAINT	2nd CHANCE PTS	FAST BREAK PTS	BENCH PTS
Missouri	✓	✓	✓	✓	✓
at LSU	(tied)		(LSU, 25-21)	✓	✓

Other Stat Oddities

- Davonte Davis only scored two points on 1-of-11 shooting. **HOWEVER**, he was the only Razorback with a positive Plus-Minus with a impressive +15 in the blowout loss.

- Also, despite playing 35:47 of the 40-minute game at LSU, Moses Moody's Plus-Minus was just -3 thanks to his 18 points, including 13 in the second half as Arkansas outscored the Tigers 45-41. **HOWEVER**, Desi Sills scored 12 of his 14 points in the second half but his Plus-Minus was -25, the second-worse on the team.

Big Win, Big Loss

- Arkansas played about as well as it could in beating Georgia by 30 (99-69) last Saturday.

- ^ The 30-point margin of victory was the Razorbacks' eighth largest (tied) versus an SEC opponent and the largest since a 36-point win at Vanderbilt on Mar. 6, 2019.

- Three days later, Arkansas trailed LSU by 31 (44-13) with six minutes left in the first half.

- ^ Arkansas would trail by 20 at halftime (51-31). It was the program's largest halftime deficit since being down 25 at Auburn (45-20) on Feb. 20, 2018.

The First Since Corliss and Scotty

- Razorback freshman Moses Moody scored 25 points in the Georgia win and his classmate Davonte Davis had 20.

- Throw in Jaylin Williams nine rebounds and the three Arkansas freshman (and natives) combined for 47 points (47.5% of Arkansas' points), 20 rebounds (half the team's rebounds) and 10 assists (47.1% of the team's assists).

- Moody and Davis were the first Razorback freshman teammates to each score at least 20 points in the same SEC game since Corliss Williamson and Scotty Thurman (HogStats.com). Williamson scored 26 and Thurman 22 on Feb. 16, 1993 in a 101-91 loss to Tennessee in Fayetteville.

2020-21 MISCELLANEOUS STATS

DOUBLE-FIGURE SCORING GAMES

Player	16-17	17-18	18-19	19-20	20-21	Career
Davis	NA	NA	NA	NA	2	2
Henderson	NA	NA	-	1	0	1
Iyiola	NA	18	15	NA	--	33
Jackson	14	NA	23	14	4	55
Moody	NA	NA	NA	NA	12	12
Notae	NA	23	24	NA	12	59
Robinson	NA	NA	NA	NA	1	1
Sills	NA	NA	5	17	8	30
Smith	NA	8	13	14	6	41
Tate	2*	3	25	16	7	53
Vanover	NA	NA	9	NA	4	13
Williams	NA	NA	NA	NA	0	0

20+ POINT SCORING GAMES

Player	16-17	17-18	18-19	19-20	20-21	Career
Davis	NA	NA	NA	NA	1	1
Iyiola	NA	1	2	NA	--	3
Jackson	0	NA	4	4	--	8
Moody	NA	NA	NA	NA	3	3
Notae	NA	7	8	NA	3	18
Sills	NA	NA	0	3	1	4
Smith	NA	1	1	2	1	5
Tate	0*	0	2	4	--	6
Vanover	NA	NA	1	NA	1	2

30+/40+ POINT SCORING GAMES

Player	16-17	17-18	18-19	19-20	20-21	Career
Jackson	0/0	NA	1/0	0/0	--	1/0
Notae	NA	1/0	0/1	NA	--	1/1
Tate	0*	0	1/0	1/0	--	2/0

3+ THREE-POINTERS IN A GAME

Player	16-17	17-18	18-19	19-20	20-21	Career
Jackson	6	NA	10	9	3	28
Moody	NA	NA	NA	NA	3	3
Notae	NA	7	11	NA	3	21
Robinson	NA	NA	NA	NA	1	1
Sills	NA	NA	4	7	3	14
Smith	NA	0	1	0	--	1
Tate	0*	0	1	0	1	2
Vanover	NA	NA	1	NA	1	2

5+ THREE-POINTERS IN A GAME

Player	16-17	17-18	18-19	19-20	20-21	Career
Notae	NA	2	4	NA	--	6
Jackson	1	NA	0	2	--	3
Sills	NA	NA	0	1	--	1
Vanover	NA	NA	1	NA	--	1

DOUBLE FIGURE REBOUNDING GAMES

Player	16-17	17-18	18-19	19-20	20-21	Career
Iyiola	NA	4	10	NA	--	14
Jackson	0	NA	5	3	--	8
Notae	NA	2	3	NA	--	5
Moody	NA	NA	NA	NA	1	1
Sills	NA	NA	0	0	1	1
Smith	NA	1	2	1	2	6
Tate	0*	0	1	1	--	2
Vanover	NA	NA	0	NA	2	2
Williams	NA	NA	NA	NA	2	2

DOUBLE FIGURE ASSISTS GAMES

Player	16-17	17-18	18-19	19-20	20-21	Career
Notae	NA	0	1	NA	--	1
Tate	0*	0	1	0	2	3

DOUBLE-DOUBLES

Player	16-17	17-18	18-19	19-20	20-21	Career
Iyiola	NA	4	8	NA	--	12
Jackson	0	NA	5	3	--	8
Notae	NA	2	3	NA	--	5
Moody	NA	NA	NA	NA	1	1
Sills	NA	NA	0	0	1	1
Smith	NA	1	2	1	--	4
Tate	0*	0	1	1	2	4

TRIPLE-DOUBLES

Player	16-17	17-18	18-19	19-20	20-21	Career
Notae	NA	0	1	NA	--	1

5+ ASSIST GAMES

Player	16-17	17-18	18-19	19-20	20-21	Career
Davis	NA	NA	NA	NA	1	1
Jackson	1	NA	5	0	--	6
Notae	NA	2	9	NA	2	13
Sills	NA	NA	4	0	1	5
Tate	0*	4	11	7	4	25

3+ STEALS IN A GAME

Player	16-17	17-18	18-19	19-20	20-21	Career
Davis	NA	NA	NA	NA	1	1
Iyiola	NA	0	2	NA	--	2
Moody	NA	NA	NA	NA	2	2
Notae	NA	11	8	NA	3	22
Sills	NA	NA	1	1	4	6
Smith	NA	0	1	5	2	8
Tate	0*	6	1	4	--	11
Vanover	NA	NA	0	NA	1	1

3+ BLOCKS IN A GAME

Player	16-17	17-18	18-19	19-20	20-21	Career
Iyiola	NA	2	5	NA	--	7
Notae	NA	1	2	NA	1	4
Smith	NA	0	2	0	--	2
Tate	0*	2	1	0	--	3
Vanover	NA	NA	5	NA	4	9



EQUALITY

- A group of Razorback student-athlete leaders launched an initiative in September to foster and work toward equality for all members of the Razorback family. The program and its mission were developed out of ongoing discussions by various student-athletes on a number of important topics impacting society.
- The initiative is committed to helping ensure that every individual, regardless of race, gender, religious beliefs or sexual orientation has an equal opportunity to make the most of their lives and talents.**
- The initiative was brought forward by the Razorback Athletics African-American Student-Athlete Leadership Council – **including freshman guard MOSES MOODY** – as part of continuing diversity and inclusion efforts as part of the department's **Hogs UNITED** program.

Impressive Rebound ... Of 350 NCAA DI Schools

	LAST YEAR in NCAA / SEC		THIS YEAR in NCAA / SEC
Arkansas was	342nd in rebound margin / 14th SEC	-6.8	32nd in rebound margin / 2nd SEC +7.8
	332nd in rebounds per game / 14th SEC	31.53	5th in rebounds per game / 1st SEC 43.00
	325th in offensive rebounds / 14th SEC	7.5	18th in offensive rebounds / 1st SEC 13.85
	288th in defensive rebounds / 12th SEC	24.03	22nd in defensive rebounds / 1st SEC 29.15

- This year, Arkansas has produced 7 of the top 9 rebounding efforts in the Musselman era
- This year, Arkansas has produced 9 of the top 10 offensive rebounding efforts in Musselman era
- This year, Arkansas has produced 3 of the top 5 defensive rebounding efforts in Musselman era

OTHER REBOUND NOTES

- Arkansas had 58 rebounds versus both Oral Roberts and Mississippi Valley – the most by Arkansas under Musselman and 3rd-most by a Musselman-coached college team.
- Arkansas had 44 defensive rebounds versus Lipscomb – **THE MOST by a Musselman-coached college team**
- Arkansas' 24 offensive rebounds versus Oral Roberts are the most by Arkansas under Musselman and the second-most by a Musselman-coached college team.
- TENNESSEE MISSED 33 SHOTS FROM THE FIELD AND ARKANSAS HAD 31 DEFENSIVE REBOUNDS.**
- GEORGIA MISSED 36 SHOTS FROM THE FIELD AND ARKANSAS HAD 29 DEFENSIVE REBOUNDS.**

TWO NEGATIVES ... KINDA

- The only time this season Arkansas was out-rebounded was by Central Arkansas, 37-35.
- ^ It also marked the first time Arkansas did not grab at least 10 offensive rebounds. **HOWEVER**, fewer rebounds were available as Arkansas did shoot .526 from the field (40-76) – its 3rd-best shooting percentage of the year.
- Arkansas grabbed a season-low six offensive rebounds at Tennessee. **HOWEVER**, Arkansas shot 52.7 percent from the field – its 2nd-best shooting percentage of the year (Arkansas shot .558 versus Mississippi Valley State).

More Offensive Rebounds

- Arkansas has pulled down double-digit rebounds in 11 of 13 games this season and ranks **18th in the NCAA (1st in the SEC)** in the category (13.85).
- According to KenPom.com, Arkansas ranks 28th in the nation in offensive rebound percentage (.347).**
- ^ The only games it did not have double-digit offensive boards were Central Arkansas (7) and Tennessee (6) game Arkansas shot over 52% from the field each game.
- Arkansas only had double-digit, offensive rebounds eight times all of last season.
- Justin Smith averages offensive rebounds (3.44) while Moses Moody, with five offensive boards at LSU, ranks eighth in the SEC in offensive rebounds (2.46).

Balancing Act

- Arkansas has five players averaging double digits – Moses Moody (16.8), JD Notae (15.9), Desi Sills (11.9), Justin Smith (11.6) and Jalen Tate (10.4).
- IN 13 GAMES, ARKANSAS HAS HAD A SIX DIFFERENT PLAYERS LEAD THE TEAM IN SCORING.**
- ^ Moses Moody and JD Notae have each led the team in scoring four times this season.
- ALSO, IN 13 GAMES, ARKANSAS HAS HAD SIX DIFFERENT PLAYERS LEAD THE TEAM IN REBOUNDING.**

Sharing the Wealth

- After 24 assists versus Georgia to take the SEC lead in assists, Arkansas only had eight assists at LSU.
- Arkansas now ranks third in the SEC in assists per game (15.4).**
- Much like its scoring, Arkansas has numerous players contribute to its assist totals.
- ^ Jalen Tate had 10 assists (one turnover) vs UGA and ranks fourth in the SEC in at 4.4 assists/gm.
- ^ Seven different players – Tate, Notae, Sills, Vanover, Robinson, Moody and Davis – have led Arkansas in assists in a game this year.
- ^ Four Razorback starters have at least 20 assists this season and three reserves have between 11 and 16.

Block Party: 8th in NCAA in Total; 19th in Average

- Arkansas **RANKS EIGHTH IN THE NCAA** (3rd in the SEC) in total blocked shots (65) and ranks 19th in the nation (5th in the SEC) in blocks per game (5.0).
- Connor Vanover ranks 50th in the NCAA / 4th in the SEC in blocks per game (1.85) and 23rd nationally / 2nd SEC in total blocked shots (24).
- Four other Razorbacks have contributed at least six blocked shots – Williams (9) • Moody (7) • Notae (6) • Smith (6).

Double Digit Wins

- Each of Arkansas 10 wins have been in double digits.
- Arkansas won each of its first nine games of 2020-21 by double digits – and 10 straight dating back to an 86-73 victory over Vanderbilt in the 2020 SEC Tournament.
- Arkansas was the first SEC team in six years to open the season with nine-straight wins and all by double figures.

Effort. Energy. Enthusiasm.

Half a Hundred; 9th in NCAA in Scoring

- Arkansas scored 56 second-half points in the win over Georgia. It was the most by Arkansas in the second half of an SEC game since scoring 60 at Alabama on Jan 30, 2002 – a 109-94 final (HogStats.com).
- Arkansas has scored at least 50 points in a half five times this season.
 - ^ Mississippi Valley State 61 in the first half **AND** 81 in the second half
 - ^ Central Arkansas 59 in the second half
 - ^ Oral Roberts 57 in the second half
 - ^ Georgia 56 in the second half
- Despite its struggles at LSU, Arkansas still scored 45 second-half points.
 - ^ Including LSU, Arkansas has scored at least 40 points in a half 14 times
- Thanks to these totals, Arkansas ranks ninth in the NCAA / 1st in the SEC in scoring at 87.2 ppg.**

Making Runs

- Arkansas has had at least one run in double digits in each of 11 of 13 games this season.
 - ^ Arkansas could only muster runs of 8-0 versus Missouri and 7-0 at Tennessee.
- LSU was the first opponent to have a double-digit run this season, going on an 18-0 run early in the first half as part of a 40-6 run to lead by 31.
 - ^ Previously, opponents' best run this season is 9-0 on two occasions.
- Below is a breakdown of Arkansas' best runs this season.
- Mississippi Valley St 1st Half **28-0 run (held MVSU scoreless for 7:25)**
- North Texas 1st Half Broke 19-19 tie with a **10-0 run**
- UT Arlington 2nd Half Used a **13-0 run (holding UTA scoreless for 4:38)** to lead by 21 with 13:05 left
- Lipscomb 1st Half Opened with an 8-0 run and ultimately raced out to a 20-2 lead
2nd Half **Opened with an 10-0 run over the first 3:09** to lead 56-24
- Southern 1st Half Used a **17-0 run, holding the Jaguars scoreless for 6:30** to take a 40-13 lead
- Central Arkansas 1st Half **Down 10, Arkansas used a 26-6 run over 3:26 (with runs of 12-0 and 10-0 during span)** to go up 10
2nd Half **Up 6 w/ 9:35 left, went on 21-4 run** to go up 23,
- Oral Roberts 2nd Half Down 12 to start the 2nd half, **went on 19-6 run (including a 10-0 run)** to go up 1
- Abilene Christian 1st Half Down 1 to start the game, **used an 11-0 run to go up 11-1 and never looked back**
- at Auburn 2nd Half With the game tied at 74 with 7:30 left, **used a 10-0 run**
- Georgia 2nd Half Up 6 at the break, opened the 2nd half with a **24-10 run, (including a 12-0 run)** to lead by 20. After a UGA basket, Arkansas went on a **21-4 run** to lead by 35
- at LSU 1st Half **Went on a 12-0 run**

Another Tough Non-Con

- Arkansas once again is playing a challenging non-conference schedule
 - North Texas C-USA Preseason #2
 - Lipscomb A-Sun Preseason #1 3-1 in A-Sun and tied for 1st
 - Southern SWAC Preseason #2
 - Oral Roberts Summit Preseason #2 3-1 in Summit and a game back from 1st
 - Abilene Christian Southland Preseason #2 2-0 in Southland and 10-2 overall

LAST YEAR...

- Arkansas was 1-of-4 SEC teams and 1-of-10 teams nationally who have played two or fewer games against teams ranked above 200 in the NET.
- Arkansas' schedule was 40th on the NCAA Toughest Schedule Report** – as opponents' winning percentage was .589 (617-431).
- Here is a quick recap of Arkansas' 2019-20 non-conference season:
 - ^ **The NCAA NET had Arkansas' non-conference Strength of Schedule at 12th - 2nd-best in the SEC (LSU is 8).**
 - ^ **The NCAA NET had Arkansas' overall Strength of Schedule at 25th.**
 - ^ **WarrenNolan.com had Arkansas' non-conference RPI as 4th and non-conference SOS is 11th.**


Smith Next for 1,000

- Although Arkansas' roster has a lot of new faces, the roster brings a lot of experience to the 2020-21 season.
- Vance Jackson Jr., drained four 3-pointers during a 28-0 run in the first half of the season opener. With is fourth triple, Jackson eclipsed the 1,000-point plateau. He also grabbed his 500th career rebound in the game.
- Jalen Tate scored his 1,000th career point versus Central Arkansas and dished out his 300th career assist versus Lipscomb. He needs seven rebounds for 400 rebounds.
- JD Notae scored his 1,000th career point in just his 66th career game.
- Up next is Justin Smith. The graduate transfer only needs 75 points for 1,000 and 17 rebounds for 500.

PLAYER	CAREER PTS	TO REACH
VANCE JACKSON JR	1,065	Scored 1,000th career pt vs MVSU
JALEN TATE	1,085	Scored 1,000th career pt vs UCA
JD NOTAE	1,136	Scored 1,000th career pt vs UCA
JUSTIN SMITH	925	79 pts to 1,000



**NEEDS
7
REBOUNDS
FOR 400**



**NEEDS
75 PTS FOR
1,000 & 17
REBS FOR
500**

2020-21 MISCELLANEOUS STATS

RECORD BREAKDOWN

At Home	9-1
On The Road	1-2
Neutral	0-0
White Uniforms	5-0
White '94 Throwback Uniforms	4-1
White "Hog" Uniforms	0-0
Cardinal Uniforms	1-2
Anthracite Uniforms	0-0

GENERAL

When Arkansas controls the tip	7-1
When opponent controls the tip	3-2
When Arkansas scores first	7-2
When opponent scores first	3-1

LEADS AND DEFICITS

Leading at the half	9-1
home: 8-0 road: 1-1 neutral: 0-0	
Trailing at the half	1-2
home: 1-1 road: 0-1 neutral: 0-0	

Tied at the half	0-0
home: 0-0 road: 0-0 neutral: 0-0	
Games decided by 5 points or fewer	0-1
Games decided by 10 points or fewer	0-0
With 5:00 left Leading: 10-0 Trailing: 0-3 Tied: 0-0	
With 2:00 left Leading: 10-0 Trailing: 0-3 Tied: 0-0	
Overtime games	0-0

OFFENSE

Scoring less than 70 points	1-1
Scoring 70-79 points	2-2
Scoring 80-89 points	3-0
Scoring 90-99 points	2-0
Scoring 100+ points	2-0
1 or 2 Players in Double Figures	0-1
3 Players in Double Figures	2-1
4 Players in Double Figures	3-1
5-7 Players in Double Figures	4-0
8 Players in Double Figures	1-0
1 Player Scores 20+ Points	5-1
2+ Players Score 20+ Points	2-0
When shooting at least 50 percent FG	4-1
When shooting at least 33 percent 3FG	6-1

REBOUNDING/TURNOVERS

When out-rebounding opponent	8-1
When out-rebounded	1-2
When rebounds are even	1-0
When grabbing 10+ offensive reb	9-2
When forcing 15+ turnovers	5-2
When committing less than 15 turnovers	8-1

BY MONTH

In November	2-0
In December	7-0
In January	2-2
In February	0-0
In March	0-0

LED HIS TEAM IN SCORING

Player	16-17	17-18	18-19	19-20	20-21	Career
Davis	NA	NA	NA	NA	1	1
Iyiola	NA	3	7	NA	0	10
Jackson	2	NA	7	4	0	13
Moody	NA	NA	NA	NA	4	4
Notae	NA	15	16	NA	4	35
Tate	0	0	7	5	0	12
Sills	NA	NA	1	1	1	3
Smith	NA	1	1	3	2	7
Vanover	NA	NA	1	NA	1	2

LED HIS TEAM IN REBOUNDING (includes ties)

Player	16-17	17-18	18-19	19-20	20-21	Career
Henderson	NA	NA	0	2	0	2
Iyiola	NA	16	22	NA	--	38
Jackson	1	NA	13	7	1	22
Kimble	NA	NA	NA	8	0	8
Moody	NA	NA	NA	NA	3	3
Notae	NA	3	13	NA	0	17
Sills	NA	NA	0	2	1	3
Smith	NA	1	5	3	3	12
Tate	0	0	2	4	0	6
Vanover	NA	NA	3	NA	4	7
Williams	NA	NA	NA	NA	3	3



NATION'S #5 RECRUITING CLASS

Moses Moody • KK Robinson • Jaylin Williams • Devo Davis

#5 Recruiting Class; 3 Top Grad Transfers

- Arkansas' 2020 recruiting class was a consensus top 10 haul. The group included four, four-stars and all are Arkansas natives.
- The ranking did not include three of the top 20 graduate transfers and two players among the nation's top 50 sit-out transfers.

THE FOLLOWING IS A BREAKDOWN:

• 2020 RECRUITING CLASS

- 5th ESPN	8th 247Sports		11th Rivals		
• Recruits	ESPN	247 Comp	247	Rivals	
Moses Moody	★★★★	45th	45th	40th	56th
POSITION		10th SG	9th SG	8th SG	12th SF
KK Robinson	★★★★	82nd	61st	39th	65th
POSITION		19th PG	11th PG	8th PG	14th PG
Devo Davis	★★★★	89th	113th	153rd	129th
POSITION		19th SG	15th CG	20th SG	27th SG
Jaylin Williams	★★★★	94th	80th	93rd	59th
POSITION		15th C	15th C	13th C	10th C

• GRADUATE TRANSFERS

Jalen Tate	#5 (NBC Sports)	#8 (247Sports)	#10 (CBS AND Stadium)
Vance Jackson Jr.	#8 (CBS)	#18 (Stadium)	#32 (ESPN)
Justin Smith	#11 (Stadium)	#22 (ESPN)	

• SIT-OUT TRANSFERS

JD Notae	#29 (ESPN)
Connor Vanover	#44 (ESPN)

J Tate the Great ... Or At Least Really Good

- Jalen Tate has been exactly what was expected of him ... a long, lock-down defender that is a strong rebounder and pass-first point guard that can score. In other words a stat sheet stuffer.

^ He scored a season-high 17 versus UCA and has scored 15 in each of the last two games to average 10.8 points.

^ Thanks to a career-high 11 assists versus UCA and adding 10 versus Georgia, he has a team-best 58 assists and ranks 4th in the SEC with 4.4 assists/gm.

^ In both his double-doubles (UCA and UGA), Tate had a combined 21 assists with just one turnover. He ranks 4th in the SEC in assist-turnover ratio (1.79).

^ Has at least four rebounds in 9 of 13 games, including seven in just 26 minutes versus Abilene Christian and six each versus UTA and Oral Roberts.

^ Is 11-of-30 (.367) from 3-point range. Tate only made 8-of-44 3-pointers in 2019-20 and just 6-of-28 in 2017-18. (Note: he did make 24-of-59 in 2018-19.)

^ Locked down reigning C-USA Player of the Year – North Texas' Javion Hamlet – to just 1-of-4 shooting and five points.

^ Held ORU leading scorer Max Abmas (entered 20.7 ppg and 3.7 3's /gm) to just 11 pts on 4-11 shooting (1-6 from 3PT)

^ Guarded UGA's top 3-point threat Justin Kier, who was just 1-of-5 – a fast-break layup – and 0-of-3 from 3-point range in the game.

Moody Honored Dec. 7

- Arkansas guard Moses Moody was named the **SEC Freshman of the Week** and **College Sports Madness SEC Player of the Week**.
- Moody averaged 21 points, 8.5 rebounds and two assists in wins over UT Arlington and Lipscomb. He made 70 percent of his shots from the field (14-of-20) – including 4-of-6 from 3-point range – while going 10-of-13 at the free throw line.
- The Little Rock product had game highs with 24 points and nine rebounds versus UTA to become the first Razorback freshman since Booby Portis in 2014 to have at least 24 and nine in a game. He followed that with an 18-point, eight-rebound performance versus Lipscomb. Moody made 7-of-his-8 shots, including 2-of-3 from 3-point range, while adding three assists in just 24 minutes played.
- Moody is the only Razorback to score in double figures in all eight games this season.
- Moody is 1 of 4 players in the SEC to average at least 15.0 points and 5.0 rebounds to date this season.



Razorbacks Face Cowboys in SEC/Big 12 Challenge Game

- For the third time in seven seasons, Arkansas will face Oklahoma State in the annual SEC/Big 12 Challenge, the Southeastern Conference announced. The contest is set for Jan. 30, 2021, and will be played in Stillwater, Okla.
- This will be the eighth year of the SEC/Big 12 Challenge and it will feature 10 games between two premier college basketball conferences.
- In 2020, the two conferences shared the Challenge title with both leagues earning five wins, including Arkansas' 78-67 victory over TCU. Over the last four years of the Challenge, both conferences have won 20 games.

• ARKANSAS IS PLAYING ITS 7TH CONSECUTIVE CHALLENGE

- 12/04/14	at #20 Iowa State	L	77	95
- 01/30/16	Texas Tech	(ot) W	75	68
- 01/28/17	at Oklahoma State	L	71	99
- 01/27/18	Oklahoma State	W	66	65
- 01/26/19	at #13 Texas Tech	L	64	67
- 01/25/20	TCU	W	78	67

3-Ball Streak Continues

- On Feb. 9, 2019, Mason Jones made a 3-pointer at 18:43 of the first half at South Carolina to mark the 1,000th-straight game Arkansas made at least one triple.
- Arkansas fans were getting nervous the streak might end versus Texas Southern in 2019-20. The Razorbacks were 0-of-13 from distance in the first half. However, Isaiah Joe opened the second half with a triple and would make six in the period en route to 29 second-half points - 33 total.
- Arkansas ranks fourth on the NCAA active list of teams that have made at least one 3-pointer.
 1. UNLV 1,110 consecutive games (thru 1/12, next 1/16)
 2. Duke 1,098 consecutive games (thru 1/12, next 1/19)
 3. ARKANSAS 1,056 CONSECUTIVE GAMES (THRU 1/13)
 4. Western Kentucky 1,053 consecutive games (thru 1/9, next 1/15)
- UNLV and Princeton (959 straight games) have made a 3-pointer in every game since the NCAA adopted the rule in 1986-87..
- The last game Arkansas did not make a 3-pointer was when the Razorbacks went 0-for-2 at Texas on Jan. 07, 1989.

NEW HOG

#20 KAMANI JOHNSON

6-7, 215, forward

Brooklyn, N.Y. / Arkansas-Little Rock

- **Signed Oct. 26 ... Joined the program on December 19, eligible to practice immediately and will become game eligible for the 2021-22 season.**
- A third team All-Sun Belt pick in 2020 as he more than doubled his point output - going from 5.1 ppg as a freshman to 11.0 ppg as a sophomore - and his rebounding improved from 4.8 per game to 6.7 per game, respectively. Also, his assists total went from 37 to 68 from his first year to his second while his free throw percentage improved from 50.8% to 72.7%.
- Led the Sun Belt and ranked 26th nationally in free throw attempts in 2019-20 and ranked 49th in the NCAA in free throws made (144). Overall, he played in 58 games with 43 starts in two seasons with the Trojans, scoring 479 points, grabbing 337 rebounds and dishing out 105 assists.
- **As a Sophomore at UALR:** Named hird team All-Sun Belt selection ... Two-time Sun Belt Conference Player of the Week (Jan. 6 and Feb. 4) ... Played in all 31 games with 28 starts for the Trojans, averaging 11.0 points, 6.7 rebounds and 2.2 assists per game ... Tied for fifth in the Sun Belt in rebounds per game and was second in offensive rebounds per game (3.0) ... His 144 free throws made ranked sixth in program history for a single season ... In the NCAA, ranked 26th in free throw attempts with a Sun Belt-best 198 and ranked 49th in free throws made (144) ... Had five double-doubles
- **As a Sophomore at UALR:** Played in 27 games with 15 starts as a true freshman ... Averaged 5.1 points and 4.8 rebounds in 19.2 minutes per game.
- **High School/Personal:** Spent two years at Montverde Academy in Florida, leading the Cougars to a state championship ... Played his senior season at Holy Spirit Prep School in Atlanta, averaging 17 points, nine rebounds, three assists and 1.5 blocks ... He is the younger brother of former Kentucky center Dakari Johnson.

FUTURE HOGS

CHANCE MOORE

6-5, 195, G

Brookhaven, Ga. / McEachern HS

- ESPN 4 star **44 national / 9 small forward** / 3 in Ga.
- 247 Sports Composite 4 star 85 national / 21 shooting guard / 5 in Ga.
- Participated in the Coach Wootten's Top 150 Showcase in October 2020 ... Transferred to McEachern mid-year as a junior and helped the squad reach the Georgia 7A semifinals ... Averaged 21.7 points and 5.8 rebounds.
- Came to McEachern from Holy Innocents Episcopal HS in Atlanta and Chamblee HS prior to that ... As a sophomore at Holy Innocents, named first team Class A Private All-State by HoopSeen.com and second team by the Atlanta Journal Constitution ... Was the Region 5-A North Player of the Year ... Tabbed the Class A Private Sophomore of the Year by HoopSeen.com ... Averaged 20.2 points and 7.0 rebounds.

AKOL MAWEIN

6-9, 205, F

Sydney, Australia / Southwest Christian (Ark.) Acad. / Navarro College

- Name is pronounced "ah-Cole ma-Ween."
- 247Sports rates him the **best JuCo power forward in the nation and the fourth-best overall prospect in the country** ... Ranked the fourth-best JuCo recruit in the nation by jucorecruiting.com ... Averaged 13.5 points and 5.0 rebounds as a freshman at Navarro ... Made 21-of-64 3-pointers ... Tallied two double-doubles while scoring 20-plus points in six of his last 14 games including a season-high 31 points versus Paniola.
- Attended Southwest Christian Academy in Little Rock as a junior and senior ... Originally committed to play at UC Riverside under then head coach David Patrick, the current Arkansas associate head coach ... Also played for the Woodz Elite program on the Nike EYBL circuit ... Named to the 2019 USA TODAY ALL-USA Arkansas Boys Basketball second team (along with first team pick Davonte Davis).
- Born in Sudan before moving to Egypt and then to Australia ... Came to the United States to play high school basketball.

#PR HOGS

39

NBA Draft
Selections

16

All-Star Game
Appearances

14

All-Defensive
Team Honors



CURRENT HOGS IN THE NBA



DANIEL GAFFORD

- 2nd Year in NBA
- 2019 - 2nd RD/38th overall



MASON JONES

- 1st Year in NBA
- 2020 - Free Agent
- Two-Way Contract



PATRICK BEVERLEY

- 9th Year in NBA
- 3x NBA All-Defensive Team
- 2009 - 2nd RD/42nd overall



ISAIAH JOE

- 1st Year in NBA
- 2020 - 2nd RD/49th overall



BOBBY PORTIS

- 6th Year in NBA
- 2015 - 1st RD/22nd overall

12

First Round
Draft Picks

7

All-NBA
Selections

3

NBA
Champions



BELGIUM

- Jabril Durham Belfius Mons-Hainaut

CANADA

- Olu Famutimi Guelph
- Marvell Waithe Windsor Express

CHINA

- Sonny Weems Guangdong Southern

CZECH REPUBLIC

- Delvon Johnson Svitavy

EGYPT

- Jaylen Barford Al Ettehad

FRANCE

- Dustin Thomas BC Souffelweyersheim

GREECE

- Dusty Hannahs Kolossos HH

HUNGARY

- Adrio Bailey OSE Lions

ISRAEL

- Coty Clarke Bnei Hertzeliya
- Rashad Madden Netanya

ITALY

- Marshawn Powell Trapani
- Charles Thomas Scafati

LEBANON

- Darian Townes Al Riyadi

LUXEMBOURG

- Michael Jones Larochette B

MEXICO

- B.J. Young Libertadores de Queretaro



SPAIN

- Moses Kingsley Bilbao

TURKEY

- Daryl Macon Galatasaray



2020-21 SEC STANDINGS

THROUGH WEDNESDAY - Jan 13, 2021

	SEC	PCT.	HOME	AWAY	OVERALL	PCT.	HOME	ROAD	NEUTRAL	STRK
ALABAMA	5-0	1.000	2-0	3-0	10-3	.769	5-1	3-0	2-2	W6
SOUTH CAROLINA	1-0	1.000	1-0	0-0	2-2	.500	1-0	0-1	1-1	W1
LSU	4-1	.800	3-0	1-1	9-2	.818	7-0	1-2	1-0	W3
KENTUCKY	3-1	.750	1-1	2-0	4-7	.364	2-3	2-1	0-3	L1
TENNESSEE	3-1	.750	1-1	2-0	9-1	.900	7-1	2-0	0-0	W2
FLORIDA	3-2	.600	2-1	1-1	6-3	.667	3-1	1-2	2-0	W1
MISSISSIPPI STATE	3-2	.600	1-2	2-0	8-5	.615	6-2	2-0	0-3	L1
ARKANSAS	2-3	.400	1-1	1-2	10-3	.769	9-1	1-2	0-0	L1
TEXAS A&M	2-3	.400	1-1	1-2	7-4	.636	6-1	1-2	0-1	W1
MISSOURI	1-2	.333	0-1	1-1	7-2	.778	4-1	2-1	1-0	L1
OLE MISS	1-3	.250	1-1	0-2	6-5	.545	5-2	1-3	0-0	L2
AUBURN	1-4	.200	0-2	1-2	7-6	.538	4-2	1-3	2-1	W1
GEORGIA	0-4	.000	0-2	0-2	7-4	.636	7-2	0-2	0-0	L4
VANDERBILT	0-3	.000	0-2	0-1	4-5	.444	4-3	0-2	0-0	L3

Saturday, January 16		TV	Time (CT)
Georgia at Ole Miss	ESPN2	11:00 am	
Missouri at Texas A&M	SECNe	Noon	
Kentucky at Auburn	ESPN	1:00 pm	
ARKANSAS AT ALABAMA	SECN	2:30 PM	
Florida at Mississippi State	ESPN2	3:00 pm	
Vanderbilt at Tennessee	SECN	5:00 pm	
South Carolina at LSU	SECN	7:30 pm	

Tuesday, January 19		TV	Time (CT)
Tennessee at Florida	ESPN	6:00 pm	
South Carolina at Missouri	SECN	6:00 pm	
Alabama at LSU	ESPN2	8:00 pm	
Ole Miss at Mississippi State	SECN	8:00 pm	

Wednesday, January 20		TV	Time (CT)
Kentucky at Georgia	SECN	6:00 pm	
Texas A&M at Vanderbilt	ESPN2	6:00 pm	
AUBURN AT ARKANSAS	SECN	8:00 PM	

AP (Jan. 11)		
1 Gonzaga (63)	12-0	1,599
2 Baylor (1)	11-0	1,536
3 Villanova	8-1	1,436
4 Texas	10-1	1,422
5 Iowa	11-2	1,322
6 Kansas	10-2	1,220
7 Michigan	10-0	1,161
8 Creighton	10-2	1,151
9 Wisconsin	10-2	1,110
10 TENNESSEE	9-1	1,093
11 Houston	10-1	993
12 Clemson	9-1	747
13 West Virginia	9-4	701
14 Illinois	9-4	694
15 Texas Tech	10-3	689
16 Louisville	8-1	464
17 MISSOURI	7-2	436
18 Virginia	7-2	403
19 Duke	5-2	397
20 Virginia Tech	9-2	286
21 Ohio State	9-3	280
22 Oregon	9-2	264
23 Minnesota	10-4	233
24 Saint Louis	7-1	220
25 UConn	6-1	181

COACHES (Jan. 11)		
1 Gonzaga	12-0	797
2 Baylor	11-0	771
3 Villanova	8-1	722
4 Texas	10-1	703
5 Michigan	10-0	599
6 Creighton	10-2	597
7 Kansas	10-2	587
8 Iowa	11-2	586
9 Wisconsin	10-2	556
10 TENNESSEE	9-1	535
11 Houston	10-1	496
12 Clemson	9-1	374
13 Illinois	9-4	347
14 West Virginia	9-4	272
15 Texas Tech	10-3	255
16 MISSOURI	7-2	243
17 Oregon	9-2	205
18 Louisville	8-1	192
19 Minnesota	10-4	166
20 Virginia Tech	9-2	162
21 UCLA	9-2	148
22 Virginia	7-2	147
23 Duke	5-2	124
24 ALABAMA	9-3	114
Saint Louis	7-1	114

HOGS IN THE POLLS			
WEEK	AP	COACH	NET
Preseason	--	RV (2)	NA
Nov. 30	RV (2)	NA	NA
Dec. 7	--	RV (11)	NA
Dec. 14	RV (4)	RV (4)	NA
Dec. 21	RV (54)	RV (32)	NA
Dec. 28	RV (55)	RV (48)	NA
Jan. 4	RV (14)	RV (13)	24
Jan. 11	RV (24)	RV (8)	20
Jan. 18			
Jan. 25			
Feb. 1			
Feb. 8			
Feb. 15			
Feb. 22			
Mar. 1			
Mar. 8			
FINAL			

THE LAST TIME ARKANSAS			
• Ranked on AP Poll Date			
Top 16-25:	#22	01/01/18	
Top 11-15:	#15	11/14/00	
Top 6-10:	#6	1995 Final Poll	
Top 2-5:	#5	03/07/95	
No. 1:	#1	'94-95 Preseason	
• Vs. Ranked Opp - Last Win			
Top 25: 90-162 (LAST W. at #19 LSU 2019)			
#25: 3-4	Vanderbilt	1/31/12	
#24: 1-3	Vanderbilt	2/23/00	
#23: 3-7	vs Florida (SEC)	3/9/18	
#22: 4-2	Kentucky (OT)	2/23/11	
#21: 4-3	Texas A&M	2/17/18	
#20: 10-5	Michigan	1/21/12	
#19: 7-3	at LSU	2/2/19	
#18: 5-7	at Ole Miss	1/31/10	
#17: 2-3	at Kentucky	2/27/14	
#16: 3-7	LSU	1/20/07	
#15: 3-5	Mississippi State	1/7/12	
#14: 5-7	Auburn	2/27/18	
#13: 6-3	Kentucky (OT)	1/14/14	
#12: 6-8	Alabama	1/27/07	
#11: 5-8	Missouri	12/5/95	
#10: 4-4	at Tennessee	2/25/06	
#9: 3-4	Tennessee (OT)	12/30/17	
#8: 3-4	Alabama	1/6/07	
#7: 1-5	Texas	1/6/09	
#6: 5-11	Kentucky	2/20/99	
#5: 4-4	Texas A&M	1/27/16	
#4: 5-12	Oklahoma	12/30/08	
#3: 0-14	--	--	
#2: 6-8	Florida	2/5/13	
#1: 1-11	vs. UNC (at PB)	2/12/84	

• As Ranked By # - Last Time			
as Top 25: 395-114			
#25: 6-2	W, Iowa	11/30/14	
#24: 6-0	W, at Ole Miss	2/14/15	
#23: 5-1	W, at Vanderbilt	1/10/15	
#22: 8-5	L, at Auburn	1/6/18	
#21: 6-4	L, North Texas	12/5/00	
#20: 17-5	W, at LSU	1/2/99	
#19: 16-7	L, Ole Miss	1/17/15	
#18: 18-8	L, LSU	3/7/15	
#17: 14-6	L, #21 Iowa (NCAA)	3/13/99	
#16: 13-6	L, #7 Kentucky (SEC)	3/7/98	
#15: 16-3	L, Southern Miss	11/18/00	
#14: 28-4	W, Vanderbilt	2/7/98	
#13: 13-3	W, Centenary	12/18/97	
#12: 19-8	L, at Alabama	2/28/98	
#11: 20-6	W, South Carolina	2/15/92	
#10: 12-3	W, Ole Miss	2/18/95	
#9: 21-6	W, #5 Kentucky	1/29/95	
#8: 8-9	W, Montevallo	2/25/95	
#7: 18-2	W, Auburn	3/4/95	
#6: 21-3	L, UCLA (NCAA)	4/3/95	
#5: 13-8	L, #3 Kentucky (SEC)	3/12/95	
#4: 13-2	W, at Missouri	12/3/94	
#3: 30-5	W, Tennessee	1/7/95	
#2: 38-4	W, Duke (NCAA)	4/4/94	
#1: 16-4	W, #14 Georgetown	11/27/94	

• Last Time Beat Ranked Opp.			
• HOME •	• ROAD •		
#25: Vandy	1/31/12	--	(0-0)
#24: Vandy	2/23/00	--	(0-0)
#23: LSU	3/3/92	Texas	3/3/91
#22: Kentucky	2/23/11	--	(0-1)
#21: Texas A&M	2/17/18	S. Carolina	2/15/17
#20: Michigan	1/21/12	Alabama	2/28/01
#19: Auburn	3/5/00	LSU	2/2/19
#18: Vandy	3/1/08	Ole Miss	1/31/10
#17: Ole Miss	2/5/10	Kentucky	2/27/14
#16: LSU	1/20/07	--	(0-4)
#15: Miss State	1/7/12	--	(0-2)
#14: Auburn	2/27/18	--	(0-3)
#13: Kentucky	1/14/14	--	(0-1)
#12: Texas	2/6/82	--	(0-5)
#11: Missouri	12/5/95	Texas	2/1/79
#10: Florida	2/18/06	Tennessee	2/25/06
#9: Tennessee	12/30/17	Arizona	12/6/92
#8: Alabama	1/6/07	Kentucky	1/25/92
#7: Texas	1/6/09	--	(0-1)
#6: Kentucky	2/20/99	--	(0-5)
#5: Texas A&M	1/27/16	--	(0-1)
#4: Oklahoma	12/30/08	Kentucky	2/9/94
#3: --	--	--	(0-1)
#2: Florida	2/5/13	--	(0-5)
#1: --	(0-2)	--	(0-2)

RECEIVING VOTES: **ALABAMA 173**, UCLA 137, Colorado 96, Florida State 74, USC 48, Rutgers 46, Drake 42, Michigan State 34, **OKLAHOMA STATE 28**, **ARKANSAS 24**, San Diego State 10, Boise State 8, **FLORIDA 7**, Xavier 7, **LSU 7**, Northwestern 6, Tulsa 5, North Carolina State 5, Indiana 2, Winthrop 2, Belmont 1

RECEIVING VOTES: Ohio State 112; UConn 91; Rutgers 68; Florida State 67; Southern California 44; Colorado 37; Xavier 31; Drake 29; Boise State 29; San Diego State 22; Stanford 18; **OKLAHOMA STATE 16**; Michigan State 13; **ARKANSAS 8**; Richmond 2; Seton Hall 1

Versus 2020-21 Opponents

NON-CONFERENCE

SCHOOL	GMS	SERIES RECORD	H	A	N	LAST MEETING
Abilene Christian	1	Arkansas Leads, 1-0	1-0	0-0	0-0	H - W, 85-72 (12/20/20)
Central Arkansas	7	Arkansas Leads, 7-0	4-0	3-0	0-0	H - W, 100-75 (12/12/20)
Lipscomb	2	Arkansas Leads, 2-0	2-0	0-0	0-0	H - W, 86-50 (12/05/20)
Miss Valley State	6	Arkansas Leads, 6-0	6-0	0-0	0-0	H - W, 142-62 (11/25/20)
North Texas	16	Arkansas Leads, 16-0	9-0	1-0	6-0	H - W, 69-54 (11/28/20)
Oklahoma State	52	Arkansas Trails, 15-37	10-9	4-13	1-15	H - W, 66-65 (12/07/18)
Oral Roberts	13	Arkansas Leads, 11-2	8-0	1-2	2-0	H - W, 87-76 (12/20/20)
Southern	3	Arkansas Leads, 3-0	2-0	0-0	1-0	H - W, 79-44 (12/09/20)
Texas-Arlington	9	Arkansas Leads, 9-0	7-0	1-0	1-0	H - W, 72-60 (12/02/20)
Tulsa	61	Arkansas Leads, 37-24	25-8	9-15	3-1	H - W, 98-79 (12/14/19)

SOUTHEASTERN CONFERENCE

SCHOOL	GMS	SERIES RECORD	H	A	N	LAST MEETING
Alabama	63	Arkansas Leads, 35-28	19-6	8-20	8-2	A - W, 82-78 (02/01/20)
• SEC Only	53	Arkansas Leads, 28-25	19-6	8-18	1-1	
Auburn	55	Arkansas Leads, 35-20	21-5	13-14	1-1	A - W, 97-85 (12/30/20)
• SEC Only	54	Arkansas Leads, 35-19	21-5	13-14	1-0	
Florida	38	Arkansas Trails, 12-26	8-7	2-14	2-5	A - L, 59-73 (02/18/20)
• SEC Only	38	SAME		SAME		
Georgia	40	Arkansas Leads, 24-16	12-3	6-10	6-3	H - W, 99-69 (01/09/21)
• SEC Only	40	SAME		SAME		
Kentucky	44	Arkansas Trails, 11-33	7-8	3-15	1-10	H - L, 66-73 (01/18/20)
• SEC Only	39	Arkansas Trails, 11-28	7-8	3-13	1-8	
LSU	70	Arkansas Leads, 37-33	20-8	12-19	5-6	A - L, 92-76 (01/13/21)
• SEC Only	61	Arkansas Leads, 33-28	20-8	11-18	2-2	
Ole Miss	82	Arkansas Leads, 49-33	16-11	9-20	24-2	A - W, 76-72 (01/11/20)
• SEC Only	53	Series Tied, 27-27	16-10	9-18	1-0	
Mississippi State	64	Arkansas Leads, 33-31	21-8	7-22	5-1	H - L, 77-78 (02/15/20)
• SEC Only	55	Arkansas Leads, 28-27	20-7	6-20	2-0	
Missouri	54	Arkansas Leads, 28-26	17-10	10-16	1-0	H - L, 68-81 (01/02/21)
• SEC Only	17	Arkansas Leads, 9-8	7-2	2-6	0-0	
South Carolina	35	Arkansas Leads, 20-15	11-5	6-8	3-2	H - L, 77-79 (01/29/20)
• SEC Only	35	SAME		SAME		
Tennessee	44	Arkansas Trails, 21-23	11-4	4-14	6-5	A - L, 79-74 (01/06/21)
• SEC Only	40	Arkansas Trails, 18-22	11-4	4-14	3-4	
Texas A&M	160	Arkansas Leads, 103-57	58-15	38-38	7-4	A - L, 69-77 (03/07/20)
• SEC Only	14	Arkansas Leads, 8-6	6-1	2-5	0-0	
Vanderbilt	40	Arkansas Leads, 28-12	16-3	7-8	5-1	N - W, 86-73 (03/11/20)
• SEC Only	38	Arkansas Leads, 27-11	15-3	7-7	5-1	



ERIC MUSSELMAN LIVE RADIO SHOW

Once again, there will be 12 Arkansas basketball radio shows, all starting at 7 pm, at Sassy's BBQ and Grille in Fayetteville.

Monday, Jan. 18
Monday, Jan. 25
Sunday, Jan. 31
Monday, Feb. 22
Sunday, Feb. 28



COURTSIDE WITH ERIC MUSSELMAN

There will be 10, 30-minute television shows featuring head coach Eric Musselman and co-host Chuck Barrett. Each show will air on Sunday. Please check local listings for times and channels in your area.

Sunday, Jan. 17
Sunday, Jan. 24
Sunday, Jan. 31
Sunday, Feb. 7
Sunday, Feb. 14
Sunday, Feb. 21
Sunday, Feb. 28
Sunday, Mar. 7

ARKANSAS IN THE 2020-21

(Through Games of Wednesday - Jan. 13)



TEAM IN THE NCAA/SEC

	NCAA	SEC	NO.
3-pt Field Goal Attempts (338 ranked)	13	3	357
Assist Turnover Ratio (338 ranked)	68	2	123
Assists Per Game (338 ranked)	73	3	15.4
Blocked Shots Per Game (338 ranked)	19	5	5
Defensive Rebounds per Game (338 ranked)	22	1	29.15
Fewest Fouls (338 ranked)	295	12	226
Fewest Turnovers (338 ranked)	246	8	162
Field-Goal Percentage (338 ranked)	139	7	45.1
Field-Goal Percentage Defense (338 ranked)	71	5	40.5
Free Throw Attempts (338 ranked)	15	1	286
Free Throws Made (338 ranked)	9	1	212
Free-Throw Percentage (338 ranked)	60	4	74.1
Offensive Rebounds Per Game (338 ranked)	18	1	13.85
Personal Fouls Per Game (338 ranked)	135	5	17.4
Rebound Margin (338 ranked)	32	2	7.8
Scoring Defense (338 ranked)	157	8	69.2
Scoring Margin (338 ranked)	14	2	18.1
Scoring Offense (338 ranked)	9	1	87.2
Steals Per Game (338 ranked)	43	4	8.4
Three Pt FG Defense (338 ranked)	67	4	30.4
Three-Point Field Goals Per Game (338 ranked)	32	4	9.5
Three-Point Field-Goal Percentage (338 ranked)	134	6	34.7
Total 3-point FGM (338 ranked)	16	3	124
Total Assists (338 ranked)	29	2	200
Total Blocks (338 ranked)	8	3	65
Total Rebounds (338 ranked)	3	1	559
Total Rebounds Per Game (338 ranked)	5	1	43
Total Steals (338 ranked)	13	2	109
Turnover Margin (338 ranked)	66	3	2.7
Turnovers Forced (338 ranked)	99	9	15.15
Turnovers Per Game (338 ranked)	81	2	12.5
Won-Lost Percentage (332 ranked)	50	4	76.9

RAZORBACKS IN THE NCAA/SEC

	PLAYER	NCAA	SEC	NO.
3-pt Field Goal Attempts (338 ranked)	JD Notae	38	3	81
Assist Turnover Ratio (350 ranked)	Moses Moody	135	8	65
Assists Per Game (349 ranked)	Jalen Tate	182	4	1.79
Blocked Shots Per Game (346 ranked)	Jalen Tate	90	4	4.5
Defensive Rebounds per Game (345 ranked)	Connor Vanover	50	4	1.85
Double Doubles (224 ranked)	Connor Vanover	199	5	5.08
	Jalen Tate	106	7	2
	Moses Moody	224	11	1
	Desi Sills	224	11	1
	Justin Smith	224	11	1
Field-Goal Percentage (340 ranked)	Moses Moody	238	9	45
	JD Notae	295	12	42
Free Throw Attempts (339 ranked)	Moses Moody	26	2	71
	JD Notae	93	8	56
Free Throws Made (346 ranked)	Moses Moody	20	2	57
	JD Notae	74	6	44
Free-Throw Percentage (350 ranked)	Moses Moody	169	7	80.3
	JD Notae	198	10	78.6
Minutes Per Game (350 ranked)	Moses Moody	239	8	32:33
Offensive Rebounds Per Game (346 ranked)	Moses Moody	141	8	2.46
Points Per Game (350 ranked)	Moses Moody	148	7	16.8
	JD Notae	192	9	15.9
Rebounds Per Game (337 ranked)	Connor Vanover	268	11	6.5
Steals Per Game (345 ranked)	Desi Sills	181	8	1.62
Three-Point Field Goals Per Game (341 ranked)	JD Notae	234	10	2.08
	Moses Moody	298	14	1.92
Total 3-point FGM (330 ranked)	JD Notae	86	2	27
	Moses Moody	118	7	25
Total Assists (348 ranked)	Jalen Tate	38	2	59
Total Blocks (304 ranked)	Connor Vanover	23	2	24
Total Field Goal Attempts (339 ranked)	JD Notae	43	3	162
	Moses Moody	73	5	151
Total Field Goals Made (347 ranked)	Moses Moody	89	4	68
	JD Notae	89	4	68
Total Minutes (350 ranked)	Moses Moody	39	2	423:08
	Desi Sills	240	8	356:39
	Jalen Tate	266	10	351:10
Total Points (338 ranked)	Moses Moody	37	3	218
	JD Notae	54	4	207
Total Rebounds (338 ranked)	Connor Vanover	92	3	84
	Moses Moody	198	11	73
Total Steals (344 ranked)	Desi Sills	56	2	21
	Moses Moody	143	9	17
	JD Notae	178	11	16



ERIC MUSSELMAN

ARKANSAS HEAD COACH

140-49 • 6th year as collegiate head coach
 503-291 • 14 seasons as professional head coach

COLLEGIATE HEAD COACHING RECORD

Year	Record	Conference	Postseason
2015-16	24-14	10-8 MW (T4th)	CBI Champion
2016-17	28-7	14-4 MW (1st) ^ *	NCAA 1st Round
2017-18	29-8	15-3 MW (1st) ^	NCAA Sweet 16
2018-19	29-5	15-3 MW (1st) ^	NCAA 1st Round
2019-20	20-12	7-11 SEC (T10th)	Canceled
2020-21	10-3	2-3 SEC	
Totals	140-49	63-32	

^ - Regular season champion / * - Tournament champion

Eric Musselman was named Arkansas' 13th head men's basketball coach on April 7, 2019. He has over 30 years of coaching experience, including five as a collegiate head coach and 14 as a professional head coach.

In his five years as a collegiate head coach, Musselman has won at least 20 games each season (24, 28, 29, 29 and 20) to post a 130-46 record and .739 winning percentage - ninth-best among active Division I coaches. Prior to entering the collegiate head coaching ranks, Musselman was a head coach for seven professional teams, including two seasons with the Golden State Warriors (2002-04) and one with the Sacramento Kings (2006-07). He has won over 550 games as a professional head coach with a combined winning percentage of .626 (553-330).

Musselman is married to Danyelle Sargent Musselman who has worked at ESPN, Fox Sports and the NFL Network as a broadcaster. Musselman has two sons, Michael and Matthew, and the couple has a daughter, Mariah.

Musselman's father Bill was also an NBA head coach and they were the first father-son combination to become head coaches in the NBA.

MUSSELMAN'S CAREER AS HEAD COACH

NOTE: Professional basketball **DOES NOT** count postseason toward season W-L record nor to head coach W-L record

Year	Team	League	Record	Note for the Season	Reg. Season Div./Conf. Finish	Postseason
1989-90	Rapid City	CBA	42-14	MOST WINS IN CBA	1st National Conf.	Finals (8-8) *
1991-92	Rapid City	CBA	37-19	2nd-most wins in CBA	1st National Conf.	Finals (9-7) *
1992-93	Rapid City	CBA	44-12	MOST WINS IN CBA	1st National Conf.	Conf. Finals (5-3) *
1993-94	Rapid City	CBA	37-19	MOST WINS IN CBA	1st National Conf.	Conf. Finals (5-5) *
1994-95	Rapid City	CBA	31-25	6th-most wins in CBA	5th National Conf.	Conf. 1st Rd (0-2) *
1995-96	Florida	CBA	41-15	MOST WINS IN CBA	1st National Conf.	Conf. Finals (5-3) *
1996-97	Florida	CBA	38-18	2nd-most wins in CBA	1st American Conf.	Finals (7-6) *
1995	Florida	USBL	25-2	MOST WINS IN USBL	1st Overall	Champion (1-0) *
1996	Florida	USBL	28-1	MOST WINS IN USBL	1st Southern Div.	Champion (3-0) *
2002-03	Golden State	NBA	38-44	6th Pacific Division	11th Western Conf.	--
2003-04	Golden State	NBA	37-45	T4th Pacific Division	11th Western Conf.	--
2006-07	Sacramento	NBA	33-49	5th Pacific Division	11th Western Conf.	--
2010-11	Reno	D-League	34-16	2nd-most wins in NBADL	1st Western Conf.	Semifinals (2-3) *
2011-12	Los Angeles	D-League	38-12	MOST WINS IN NBADL	1st Western Conf.	Finals (5-2) *
2015-16	Nevada	NCAA	24-14	Led NCAA in FT Made	T4th Mountain West	CBI Champion (5-1)
2016-17	Nevada	NCAA	28-7	T16th for Most wins NCAA	1st Mountain West	NCAA 1st Rd (0-1)
2017-18	Nevada	NCAA	29-8	2nd in NCAA in A-TO ratio	1st Mountain West	NCAA Sweet 16 (2-1)
2018-19	Nevada	NCAA	29-5	7th in NCAA in W-L%	1st Mountain West	NCAA 1st Rd (0-1)
2019-20	Arkansas	NCAA	20-12	Led NCAA in 3PT% Def	T10th SEC	Canceled
2020-21	Arkansas	NCAA	10-3	--	--	--
2010	Dominican Team		5-1	Silver Medal Centrobasket Championship		
2011	Venezuelan Team		12-9	5th FIBA Americas Championship		
2012	Venezuelan Team		7-4	Silver Medal FIBA South American Championship		

Effort. Energy. Enthusiasm.

MUSSELMAN VS. ALL OPPONENTS

Opponent	Overall	at Nevada	at Arkansas	Last Meeting
Abilene Christian	1-0	0-0	1-0	12/20/20
Air Force	7-0	7-0	0-0	03/05/19
Akron	1-0	1-0	0-0	12/22/18
Alabama	1-0	0-0	1-0	02/01/20
Arizona State	1-0	1-0	0-0	12/07/18
Arkansas-Little Rock	1-0	1-0	0-0	11/16/18
Auburn	1-1	0-0	1-1	12/30/20
Austin Peay	1-0	0-0	1-0	11/12/19
Boise State	7-2	7-2	0-0	02/02/19
Bradley	1-0	1-0	0-0	12/03/16
Buffalo	1-0	1-0	0-0	11/25/16
BYU	1-0	1-0	0-0	11/06/18
Cal State Fullerton	0-1	0-1	0-0	11/28/15
California Baptist	1-0	1-0	0-0	11/19/18
Central Arkansas	1-0	0-0	1-0	12/20/20
Cincinnati	1-0	1-0	0-0	03/18/18
Coastal Carolina	1-0	1-0	0-0	11/13/15
Colorado State	7-1	7-1	0-0	02/02/19
Davidson	1-0	1-0	0-0	11/21/17
Drake	1-0	1-0	0-0	12/12/15
Eastern Washington	1-0	1-0	0-0	03/21/16
Florida	0-2	0-1	0-1	02/18/20
Fresno Pacific	1-0	1-0	0-0	12/09/15
Fresno State	6-3	6-3	0-0	02/23/19
LSU	1-1	0-0	1-1	03/05/20
Georgia	1-1	0-0	1-1	01/09/21
Georgia Tech	1-0	0-0	1-0	11/25/19
Grand Canyon	1-0	1-0	0-0	12/09/18
Hawai'i	1-1	1-1	0-0	11/24/17
Holy Names	1-0	1-0	0-0	11/30/15
Idaho	1-0	1-0	0-0	11/10/17
Illinois State	1-0	1-0	0-0	11/29/17
Indiana	1-0	0-0	1-0	12/29/19
Iona	1-1	1-1	0-0	11/26/16
Iowa State	0-1	0-1	0-0	03/16/17
Kentucky	0-1	0-0	0-1	01/19/20
Lipscomb	1-0	0-0	1-0	12/05/20
LSU	1-2	0-0	1-2	01/13/21
Loyola-Chicago	1-1	1-1	0-0	11/28/18
Loyola Marymount	1-0	1-0	0-0	11/14/16
Ole Mis	1-0	0-0	1-0	01/11/20
Massachusetts	1-0	1-0	0-0	11/23/18
Mississippi State	0-2	0-0	0-2	02/15/20
Mississippi Valley	0-0	1-0	1-0	11/25/20
Missouri	1-2	0-0	1-2	01/02/21
Montana	2-0	1-0	1-0	11/16/19
Montana State	1-0	1-0	0-0	11/15/15
Morehead State	2-1	2-1	0-0	04/01/16
New Mexico	5-3	5-3	0-0	02/09/19
North Texas	2-0	0-0	2-0	11/29/20
Northern Kentucky	1-0	0-0	1-0	11/30/19
Oakland	1-0	1-0	0-0	11/23/16
Oral Roberts	1-0	0-0	1-0	12/20/20

MUSSELMAN VS. ALL OPPONENTS

Opponent	Overall	at Nevada	at Arkansas	Last Meeting
Oregon State	1-1	1-1	0-0	11/18/16
Pacific	4-0	4-0	0-0	11/09/18
Portland State	1-0	1-0	0-0	11/25/15
Radford	1-0	1-0	0-0	12/17/17
Rhode Island	1-0	1-0	0-0	11/13/17
Rice	1-0	0-0	1-0	11/05/19
Saint Mary's	0-1	0-1	0-0	11/11/16
San Diego State	3-7	3-7	0-0	03/0/19
San Francisco	0-1	0-1	0-0	12/23/17
San Jose State	6-0	6-0	0-0	01/09/19
Santa Clara	2-0	2-0	0-0	11/15/17
South Carolina	0-1	0-0	0-1	01/29/20
South Dakota	1-0	0-0	1-0	11/22/19
South Dakota State	1-0	1-0	0-0	12/15/18
Southern	1-0	0-0	1-0	1209/20
Southern Cal	1-0	1-0	0-0	12/01/18
Southern Illinois	1-0	1-0	0-0	12/22/17
Tennessee	1-2	0-0	1-2	01/06/21
Texas	1-0	1-0	0-0	03/16/18
Texas A&M	1-1	0-0	1-1	03/07/20
TCU	1-1	0-1	1-0	01/25/20
Texas Southern	1-0	0-0	1-0	11/19/19
Texas Tech	0-1	0-1	0-0	12/05/17
Towson	1-0	1-0	0-0	12/21/16
Tulsa	2-0	1-0	1-0	12/14/19
UC Davis	1-0	1-0	0-0	12/19/17
UC Irvine	2-0	2-0	0-0	12/02/17
UC Santa Barbara	1-0	1-0	0-0	12/22/16
UNLV	7-2	7-2	0-0	02/27/19
UT Arlington	1-0	0-0	1-0	12/02/20
Utah	1-0	1-0	0-0	12/29/18
Utah State	7-2	7-2	0-0	03/02/19
Valparaiso	1-0	0-0	1-0	12/21/19
Vanderbilt	2-0	0-0	2-0	03/11/20
Vermont	1-0	1-0	0-0	03/23/16
Washington	1-0	1-0	0-0	12/11/16
Western Kentucky	0-1	0-0	0-1	12/07/19
Wichita State	0-1	0-1	0-0	12/22/15
Wyoming	5-1	5-1	0-0	02/16/19
Totals	140-49	110-34	30-15	

MUSSELMAN VS. CONFERENCES

American Athletic	3-0	CAA	1-0	Ohio Valley	3-1
American East	1-0	C-USA	3-1	Pac-12	5-1
ACC	1-0	Horizon League	2-0	Patriot League	0-0
Atlantic Sun	1-0	Ind./Non DI	2-0	SEC	10-14
Atlantic 10	3-0	Ivy League	0-0	SoCon	0-0
Big East	0-0	MAAC	1-1	Southland	2-0
Big Sky	6-0	Mid-American	1-0	SWAC	3-0
Big South	2-0	MEAC	0-0	Summit League	3-0
Big Ten	1-0	Missouri Valley	6-2	Sun Belt	3-0
Big 12	2-3	Mountain West	60-21	WCC	8-2
Big West	5-2	Northeast	0-0	WAC	2-0

MUSSELMAN MILESTONE WINS

OVERALL

1	11/13/15	Coastal Carolina (Honolulu, Hawaii)	73-56
100	01/24/19	Colorado State (Reno, Nev.)	100-60

AT ARKANSAS

1	11/05/19	Rice (Fayetteville, Ark.)	91-43
---	----------	---------------------------	-------

MUSSELMAN COACHING HONORS

- 1996 USBL Coach of the Year
- 2003 NBA Coach of the Year Runner-Up
- 2012 NBA D-League Coach of the Year
- 2016 Bleacher Report's Mountain West Coach of the Year
- 2017 USBWA District VIII Coach of the Year
- 2018 USBWA District VIII and NABC District 17 Coach of the Year
- Mountain West Coach of the Year

MUSSELMAN DID YOU KNOWS....

- Named General Manager of CBA's Rapid City Thrillers at age 22. The next year, became head coach of the Thrillers at he age of 23, the youngest coach in CBA history.
- From 1990-1997, had 26 players called up to the NBA, the highest number in the league during that span ... The only person in CBA history to coach in five league All-Star Games (1990, 1992, 1993, 1994, 1997)
- The first coach in professional basketball history to win 100 games by the age of 28.
- At the age of 37, named head coach of the Golden State Warriors and was the youngest head coach in the NBA at the time.
- He and his father, Bill, were first father-son combination to both become head coaches in NBA history.
- In 2003, was runner-up to San Antonio's Gregg Popovich for NBA Coach of the Year Award voting (231 points, including 26 first-place votes).
- Only needed 130 games to win his 100th game as a collegiate head coach.
- Is the CBA's third all-time winningest coach (270-122 in seven seasons) and the most successful coach (54-3 in two seasons) in the history of the United States Basketball League.
- Led CBA in scoring (116.7 ppg) in 192-93 -2nd in NBA in scoring (102.4 ppg) in 2002-03.

MUSSELMAN RECORD • POINTS SCORED

Scoring Below 50 Points:	0-0
- At Arkansas	0-0
Home:.....	0-0.....0-0 at Arkansas
Away:.....	0-0.....0-0 at Arkansas
Neutral:.....	0-0.....0-0 at Arkansas
Scoring 50-59 Points:	0-8
- At Arkansas:	0-0
Home:.....	0-1.....0-0 at Arkansas
Away:.....	0-5.....0-0 at Arkansas
Neutral:.....	0-2.....0-0 at Arkansas
Scoring 60-69 Points:	15-15
- At Arkansas	7-4
Home:.....	9-4.....6-2 at Arkansas
Away:.....	3-8.....1-2 at Arkansas
Neutral:.....	3-3.....0-0 at Arkansas
Scoring 70-79 Points:	46-18
- At Arkansas	8-7
Home:.....	26-4.....7-2 at Arkansas
Away:.....	14-11.....2-5 at Arkansas
Neutral:.....	6-3.....1-0 at Arkansas
Scoring 80-89 Points:	49-3
- At Arkansas	7-1
Home:.....	28-0.....5-0 at Arkansas
Away:.....	13-2.....1-1 at Arkansas
Neutral:.....	8-1.....1-0 at Arkansas
Scoring 90-99 Points:	20-1
- At Arkansas	5-0
Home:.....	12-0.....4-0 at Arkansas
Away:.....	7-1.....1-0 at Arkansas
Neutral:.....	1-0.....0-0 at Arkansas
Scoring 100 or More Points:	10-1
- At Arkansas	2-0
Home:.....	7-0.....2-0 at Arkansas
Away:.....	2-1.....0-0 at Arkansas
Neutral:.....	1-0.....0-0 at Arkansas

BEST WINNING PERCENTAGE among active NCAA Division I head coaches

(min 5 yrs as a Division I Head Coach)
(stats.NCAA.org/head_coaches • Thru Jan 13, 2021)

1	Mark Few, Gonzaga	.831	611-124	22nd yr
2	Chris Jans, New Mexico State	.779	106-30	5th yr
3	Roy Williams, North Carolina	.777	893-257	33rd yr
4	John Calipari, Kentucky	.769	737-222	29th yr
5	Bill Self, Kansas	.768	718-217	28th yr
6	Mike Krzyzewski, Duke	.767	1162-353	46th yr
7	ERIC MUSSELMAN, ARKANSAS	.741	140-49	6th yr
8	Steve Forbes, Wake Forest	.739	133-47	6th yr
9	Eric Olsen, UC San Diego	.739	161-57	7th yr
10	Sean Miller, Arizona	.734	414-150	17th yr



MUSSELMAN RECORD • POINTS ALLOWED

Opponent Scores Below 50 Points:	6-0
- At Arkansas	4-0
Home:.....	5-0.....4-0 at Arkansas
Away:.....	1-0.....0-0 at Arkansas
Neutral:.....	0-0.....0-0 at Arkansas
Opponent Scores 50-59 Points:	24-1
- At Arkansas	6-0
Home:.....	17-1.....6-0 at Arkansas
Away:.....	6-0.....0-0 at Arkansas
Neutral:.....	1-0.....0-0 at Arkansas
Opponent Scores 60-69 Points:	55-6
- At Arkansas	11-0
Home:.....	34-0.....9-0 at Arkansas
Away:.....	12-2.....1-0 at Arkansas
Neutral:.....	9-4.....1-0 at Arkansas
Opponent Scores 70-79 Points:	39-18
- At Arkansas	7-8
Home:.....	21-5.....4-4 at Arkansas
Away:.....	12-11.....2-4 at Arkansas
Neutral:.....	6-2.....1-0 at Arkansas
Opponent Scores 80-89 Points:	13-14
- At Arkansas	1-4
Home:.....	5-3.....0-1 at Arkansas
Away:.....	6-10.....1-3 at Arkansas
Neutral:.....	3-1.....0-0 at Arkansas
Opponent Scores 90-99 Points:	2-5
- At Arkansas	1-2
Home:.....	2-2.....1-0 at Arkansas
Away:.....	0-2.....0-2 at Arkansas
Neutral:.....	0-1.....0-0 at Arkansas
Opponent Scores 100 or More Points:	1-2
- At Arkansas	0-0
Home:.....	0-0.....0-0 at Arkansas
Away:.....	1-2.....0-0 at Arkansas
Neutral:.....	0-0.....0-0 at Arkansas

MUSSELMAN RECORD BREAKDOWN

OVERALL:	140-49
- AT ARKANSAS.....	30-15
Home:.....	81-10.....23-5 at Arkansas
Away:.....	39-29.....5-10 at Arkansas
Neutral:.....	20-10.....2-0 at Arkansas
CONFERENCE GAMES:	63-32
- AT ARKANSAS.....	9-14
Home:.....	37-10.....6-5 at Arkansas
Away:.....	26-22.....3-9 at Arkansas
VS RANKED TEAMS:.....	2-7
AS RANKED TEAM:.....	38-12
- AT ARKANSAS.....	0-4
- AT ARKANSAS.....	0-0
Home:.....	0-3 / 0-3 at Ark
Away:.....	0-2 / 0-1 at Ark
Neutral:.....	2-2 / 0-0 at Ark
Home:.....	18-1 / 0-0 at Ark
Away:.....	14-6 / 0-0 at Ark
Neutral:.....	8-5 / 0-0 at Ark
RECORD BY MONTH:	
November:.....	34-4.....9-0 at Arkansas
December:.....	32-8.....11-1 at Arkansas
January:.....	29-13.....5-7 at Arkansas
February:.....	25-12.....3-6 at Arkansas
March:.....	18-12.....2-1 at Arkansas
April:.....	1-0.....0-0 at Arkansas
WHEN LEADING AT HALFTIME:	108-6
at Arkansas.....	25-2
WHEN TRAILING AT HALFTIME:	30-42
at Arkansas.....	5-13
WHEN TIED AT HALFTIME:	2-1
at Arkansas.....	0-0
OUT-REBOUNDING OPP:	82-11
at Arkansas.....	12-1
BEING OUT-REBOUNDED:	50-35
at Arkansas.....	17-13
REBOUNDS ARE EVEN:	8-2
at Arkansas.....	1-1
WHEN SCORING FIRST:	82-22
at Arkansas.....	16-6
WHEN OPPONENT SCORES FIRST:	58-27
at Arkansas.....	14-9
ONE-POSSESSION GAMES:	16-12
at Arkansas.....	1-4
OVERTIME GAMES:	7-6
at Arkansas.....	1-3
GAMES DECIDED BY 1-5 PTS OR LESS:	28-20
at Arkansas.....	4-6
GAMES DECIDED BY 6-10 PTS:	21-13
at Arkansas.....	6-5
GAMES DECIDED BY 11-19 PTS:	43-11
at Arkansas.....	10-3
GAMES DECIDED BY 20-PLUS PTS:	38-5
at Arkansas.....	10-1
SHOOTING 50 PERCENT OR BETTER:	46-2
at Arkansas.....	8-1
SHOOTING PCT. BETTER THAN OPP:	113-9
at Arkansas.....	24-4
SHOOTING PCT. WORSE THAN OPP:	25-39
at Arkansas.....	5-11
SHOOTING PCT. SAME AS OPP:	1-1
at Arkansas.....	0-0
OUT-SCORING OPP BENCH:	67-5
at Arkansas.....	14-4
OUT-SCORED BY OPP BENCH:	67-35
at Arkansas.....	14-11
BENCH SCORING EVEN:	6-0
at Arkansas.....	2-0

MOST POINTS BY A MUSSELMAN TEAM

NOTE: MISSING RESULTS FROM RAPID CITY (CBA) AND FLORIDA (USBL)

142	Arkansas	Mississippi Valley State	11/25/20	W, 142-62
138	LA D-Fenders	Erie BayHawks	02/06/12	W, 138-107
135	LA D-Fenders	Stockton Kings	11/28/11	W, 135-103
135	Sacramento	Charlotte Bobcats	02/28/07	W, 135-120
135	Golden State	Orlando Magic	11/16/02	W, 135-92
133	Golden State	at Milwaukee Bucks	03/08/03	L, 133-138 (OT)
132	LA D-Fenders	Rio Grande Valley Vipers	12/05/11	W, 132-126
128	Sacramento	Los Angeles Lakers	12/29/06	L, 128-132 (OT)
128	Golden State	Utah Jazz	04/08/03	W, 128-102
127	LA D-Fenders	Canton Charge	01/30/12	W, 127-87
127	Reno	Idaho Stampede	12/01/10	W, 127-117
126	Reno	Rio Grande Valley Vipers	004/20/11	L, 126-134

PLAYER GAME HIGHS:

MOST POINTS:	
at Nevada:	45 Jordan Caroline at New Mexico 01/07/17
	40 Jordan Caroline at Colorado St 02/06/19
	37 D.J. Fenner vs UNLV 02/08/17
	34 Marquize Coleman at Hawai'i 11/16/15
	33 Caleb Martin at Utah 12/29/18
	32 Marcus Marshall at Wyoming 01/14/17
	32 Marcus Marshall at Washington 12/11/16
	32 Tyron Criswell vs Eastern Washington 03/21/16
	30 4x
at Arkansas:	41 Mason Jones vs Tulsa 12/14/19
	40 Mason Jones vs Auburn 02/04/20
	38 Mason Jones vs Miss State 02/15/20
	37 Mason Jones vs Tennessee 02/26/20
	36 Mason Jones vs LSU 03/04/20
	34 Mason Jones vs South Carolina 01/29/20
	34 Isaiah Joe at Ole Miss 01/11/20
	33 Isaiah Joe vs Texas Southern 11/19/19
	32 Mason Jones vs Rice 11/05/19
	30 Mason Jones at Texas A&M 03/07/20
	30 Mason Jones at Alabama 02/01/20
	30 Jimmy Whitt Jr. vs Vanderbilt 01/15/20
SEC Game:	40 Mason Jones vs Auburn 02/04/20
SEC Tourney:	22 Mason Jones vs Vanderbilt 03/11/20
NCAA Tourney:	--
Bud Walton:	41 Mason Jones vs Tulsa 12/14/19
Road Game:	34 Isaiah Joe at Ole Miss 01/11/20
Neutral Site:	22 Mason Jones vs Vanderbilt 03/11/20
Ranked Opp:	40 Mason Jones vs Auburn 02/04/20
Frosh:	25 Moses Moody vs Georgia 01/09/21
Soph:	34 Isaiah Joe at Ole Miss 01/11/20
Junior:	41 Mason Jones vs Tulsa 12/14/19
Senior:	30 Jimmy Whitt Jr. vs Vanderbilt 01/15/20
Season Opener:	32 Mason Jones vs Rice 11/05/19
SEC Opener:	17 Isaiah Joe & Mason Jones vs TX A&M 01/04/20
MOST FIELD GOALS MADE:	
at Nevada:	17 Jordan Caroline at New Mexico 01/07/17
	13 Cody Martin vs Utah State 02/17/18
	12 Jordan Caroline at UNLV 02/25/17
	12 Cameron Oliver vs Eastern Washington 03/21/16
	12 D.J. Fenner v UNLV 02/08/17
at Arkansas:	14 Jimmy Whitt Jr. vs Vanderbilt 01/15/20
	12 Mason Jones vs Auburn 02/04/20
	12 Mason Jones vs Tulsa 12/14/19
	12 Mason Jones vs Rice 11/05/19
	11 Mason Jones vs Tennessee 02/26/20
	11 Isaiah Joe at Ole Miss 01/11/20
	11 Jimmy Whitt Jr. vs South Dakota 11/19/19
	11 Jimmy Whitt Jr. at Alabama 02/01/20
MOST 3-POINTERS MADE:	
at Nevada:	8 Marcus Marshall at UNLV 02/25/17
	7 6x
at Arkansas:	8 Mason Jones at Texas A&M 03/07/20
	7 Isaiah Joe at Ole Miss 01/11/20
	6 Isaiah Joe at Texas A&M 03/07/20
	6 Isaiah Joe at Indiana 12/29/19
	6 Isaiah Joe vs Texas Southern 11/19/19
MOST FREE THROWS MADE:	
at Nevada:	15 Marcus Marshall vs Boise State 02/22/17
	15 Marquize Coleman vs UNLV 01/23/16
	15 Marquize Coleman at Hawai'i 11/16/15
	14 Jordan Caroline vs Rhode Island 11/13/17
	14 Marcus Marshall at Wyoming 01/14/17
at Arkansas:	18 Mason Jones vs Miss State 02/15/20
	15 Mason Jones vs South Carolina 01/29/20
	12 Mason Jones vs LSU 03/04/20
	12 Isaiah Joe vs Tennessee 02/26/20
	12 Mason Jones vs Tulsa 12/14/19
	11 Jimmy Whitt Jr. at Tennessee 02/11/20
	11 Mason Jones at Missouri 02/08/20
	11 Mason Jones vs Auburn 02/04/20
MOST REBOUNDS:	
at Nevada:	24 Cameron Oliver vs Fresno State 02/1/16
	21 Cameron Oliver at UNLV 02/20/16
	17 Cameron Oliver vs Colorado State 03/04/17
	16 6x
at Arkansas:	17 Justin Smith vs Oral Roberts 12/20/20
	16 Connor Vanover vs North Texas 11/28/20
	15 Jimmy Whitt Jr. vs LSU 03/04/20
	12 Mason Jones vs South Carolina 01/29/20
	12 Jimmy Whitt Jr. at Western Ky 12/07/19
	11 Reggie Chaney at Missouri 02/08/20
	11 Reggie Chaney at Alabama 02/01/20
	11 Reggie Chaney vs Northern Ky 11/30/19
	11 Adrio Bailey vs Montana 11/16/19
SEC Game:	15 Jimmy Whitt Jr. vs LSU 03/04/20
SEC Tourney:	7 Jimmy Whitt Jr. vs Vanderbilt 03/11/20
NCAA Tourney:	--
Bud Walton:	17 Justin Smith vs Oral Roberts 12/20/20
Road Game:	12 Jimmy Whitt Jr. at Western Ky 12/07/19

Effort. Energy. Enthusiasm.

Neutral Site: 9 Mason Jones vs Valpo 12/21/19
Ranked Opp: 9 Vance Jackson Jr. at Tennessee 01/06/21
Frosh: 10 (3x) last by Jaylin Williams at LSU 01/13/21
Soph: 16 Connor Vanover vs North Texas 11/28/20
 Junior: 12 Mason Jones vs South Carolina 01/29/20
Senior 17 Justin Smith vs Oral Roberts 12/20/20
Season Opener: 10 Jaylin Williams vs Miss Valley 11/25/20
 SEC Opener 6 Mason Jones vs Texas A&M 01/04/20

MOST OFFENSIVE REBOUNDS:	
at Nevada:	11 AJ West at Pacific 11/21/15
	8 Cameron Oliver vs Fresno State 02/1/16
at Arkansas:	10 Justin Smith vs Oral Roberts 12/12/20
	6 Justin Smith vs UT Arlington 12/02/20
	6 Reggie Chaney at Missouri 02/08/20
	5 Moses Moody at LSU 01/13/21
	5 Jalen Tate vs Abilene Christian 12/20/20
	5 Reggie Chaney at Alabama 02/01/20
	5 Adrio Bailey vs Montana 11/16/19
MOST DEFENSIVE REBOUNDS:	
at Nevada:	16 Cameron Oliver vs Fresno State 02/1/16
	14 Cameron Oliver vs Colorado State 03/04/17
	14 Cameron Oliver at Wyoming 01/14/17
	13 Cameron Oliver vs Colorado State 03/11/17
	13 Cameron Oliver at Air Force 02/15/17
at Arkansas:	14 Connor Vanover vs North Texas 11/28/20
	14 Jimmy Whitt Jr. vs LSU 03/04/20
	11 Mason Jones vs South Carolina 01/29/20
	9 Connor Vanover vs UCA 12/12/12
	9 Connor Vanover vs Southern 12/09/20
	9 Connor Vanover vs Lipscomb 12/05/20
	9 Jimmy Whitt Jr. at Western Ky 12/07/19
	9 Reggie Chaney vs Northern Ky 11/30/19
	9 Isaiah Joe at Georgia Tech 11/25/19
MOST ASSISTS:	
at Nevada:	11 Cody Martin vs BYU 11/06/18
	11 Cody Martin vs Colorado State 02/25/18
	11 Marquize Coleman vs Holy Names 11/30/15
	10 Cody Martin vs Little Rock 11/16/18
	10 Cody Martin vs Pacific 11/09/18
	10 Marcus Marshall vs Colorado State 03/04/17
at Arkansas:	11 Jalen Tate vs UCA 12/12/12
	10 Jalen Tate vs Georgia 01/09/21
	9 Mason Jones at Ole Miss 01/11/20
	8 Mason Jones vs Vanderbilt 01/15/20
	7 Isaiah Joe vs Rice 11/05/19
SEC Game:	10 Jalen Tate vs Georgia 01/09/21
SEC Tourney:	6 Mason Jones vs Vanderbilt 03/11/20
NCAA Tourney:	--
Bud Walton:	11 Jalen Tate vs Central Arkansas 12/12/12
Road Game:	9 Mason Jones at Ole Miss 01/11/20
Neutral Site:	6 Mason Jones vs Vanderbilt 03/11/20
Ranked Opp:	6 by Jalen Tate at Tennessee 01/06/21
Frosh:	6 Davonte Davis vs Georgia 01/09/21
Soph:	7 Isaiah Joe vs Rice 11/05/19
Junior:	9 Mason Jones at Ole Miss 01/11/20
Senior:	11 Jalen Tate vs Central Arkansas 12/12/12
Season Opener:	7 Isaiah Joe vs Rice 11/05/19
SEC Opener:	5 Jalen Harris vs Texas A&M 01/04/20
MOST STEALS:	
at Nevada:	5 Caleb Martin vs California Baptist 11/19/18
	5 Jordan Caroline at San Diego St 02/12/17
	5 Marquize Coleman at New Mexico 12/30/15
	4 17x
at Arkansas:	5 Mason Jones at Georgia Tech 11/25/19
	5 Isaiah Joe vs Texas Southern 11/19/19
	5 Mason Jones vs Rice 11/05/19
	4 9x last JD Notae at Auburn 12/30/20
SEC Game:	4 (3x) last JD Notae at Auburn 12/30/20
SEC Tourney:	3 Mason Jones vs Vanderbilt 03/11/20
NCAA Tourney:	--
Bud Walton:	5 Mason Jones vs Rice 11/05/19
Road Game:	5 Mason Jones at Georgia Tech 11/25/19
Neutral Site:	3 3x
Ranked Opp:	4 Desi Sills vs Auburn 02/04/20
Frosh:	3 (4x) last by Davonte Davis 01/02/21
Soph:	5 Isaiah Joe vs Texas Southern 11/19/19
Junior:	5 Mason Jones (2x)
Senior:	4 2x
Season Opener:	5 Mason Jones vs Rice 11/05/19
SEC Opener:	3 Mason Jones vs Texas A&M 01/04/20
MOST BLOCKED SHOTS:	
at Nevada:	6 Cameron Oliver vs Morehead State 04/01/16
	5 7x
at Arkansas:	6 Connor Vanover vs North Texas 11/28/20
	5 Adrio Bailey vs Valpo 12/21/19
	5 Adrio Bailey vs Texas Southern 11/19/19
	4 Connor Vanover vs Lipscomb 12/05/20
	4 Adrio Bailey at LSU 01/07/20
SEC Game:	4 Adrio Bailey at LSU 01/07/20
SEC Tourney:	3 Henderson & Chaney vs Vanderbilt 03/11/20
NCAA Tourney:	--
Bud Walton:	6 Connor Vanover vs North Texas 11/28/20

Effort. Energy. Enthusiasm.

Road Game: 3 Reggie Chaney at Western Ky 12/07/19
Neutral Site: 5 Adrio Bailey vs Valpo 12/21/19
Ranked Opp: 2 Adrio Bailey & Jimmy Whitt Jr., vs Kentucky (01/18/20)
Frosh: 2 Jaylin Williams (2x) last vs Mizzou 01/02/21
Soph: 6 Connor Vanover vs North Texas 11/28/20
Junior: 3 JD Notae vs Oral Roberts 12/20/20
Senior: 5 Adrio Bailey 2x
Season Opener: 3 Connor Vanover vs Miss Valley 11/25/20
SEC Opener 1 Adrio Bailey & Jimmy Whitt vs TX A&M 01/04/20

TEAM GAME HIGHS:

MOST POINTS:			
at Nevada:	119	vs Fresno State 12/09/15	W, 119-70
	110	vs UMass 11/23/18	W, 110-87
	108	vs Holy Names 11/30/15	W, 108-57
	105	at New Mexico 01/07/17	W, 105-104 (OT)
	104	vs UNLV 02/08/17	W, 104-77
	103	at Wyoming 01/24/18	L, 103-104 (2OT)
	102	vs Fresno State 01/31/18	W, 102-92
	101	at UNLV 02/28/18	W, 101-75
	100	vs Colorado State 01/23/19	W, 100-60
at Arkansas:	142	vs Mississippi Valley 11/25/20	W, 142-62
	100	vs UCA 12/12/12	W, 100-75
	99	vs Georgia 01/09/21	W, 99-69
	99	vs LSU 03/04/20	W, 99-90
	98	vs Tulsa 12/14/19	W, 98-79
	91	vs Rice 11/05/19	W, 91-43

MOST FIELD GOALS MADE:			
at Nevada:	40	vs UMass 11/23/18	
	40	vs Fresno State 12/09/15	
	40	vs Holy Names 11/30/15	
	38	vs San Jose State 01/09/19	
	38	vs UNLV 02/08/17	
at Arkansas:	48	vs Mississippi Valley 11/25/20	
	40	vs Central Arkansas 12/12/20	
	37	vs Rice 11/05/19	
	36	vs Georgia 01/09/21	
	34	vs Tulsa 12/14/19	
	33	vs Lipscomb 12/05/20	
	32	at Auburn 12/30/20	

MOST FIELD GOALS ATTEMPTED:			
at Nevada:	80	at UNLV 02/20/16	
	77	vs Colorado State 02/25/18	
	75	at New Mexico 01/07/17	
	74	vs Wyoming 01/03/18	
	74	at Wyoming 01/24/18	
	74	at Pacific 11/21/15	
at Arkansas:	86	vs Mississippi Valley 11/25/20	
	77	vs Oral Roberts 12/20/20	
	76	at LSU 01/13/21	
	76	vs Central Arkansas 12/12/20	
	71	vs Missouri 01/02/21	
	71	vs Texas Southern 11/19/19	

BEST FIELD GOAL PERCENTAGE:			
at Nevada:	.615 (40-65)	vs UMass 11/23/18	
	.597 (40-67)	vs Fresno State 12/09/15	
	.597 (40-67)	vs Holy Names 11/30/15	
	.593 (32-54)	at Utah State 02/17/18	
	.589 (33-56)	vs Fresno State 01/31/18	
	.582 (32-55)	at Loyola-Chicago 11/27/18	
at Arkansas:	.567 (34-60)	vs Tulsa 12/14/19	
	.558 (48-86)	vs Mississippi Valley 11/25/20	
	.552 (37-67)	vs Rice 11/05/19	
	.540 (27-50)	vs TCU 01/25/20	
	.527 (29-55)	at Tennessee 01/06/21	
	.526 (40-76)	vs Central Arkansas 12/12/20	
	.522 (36-69)	vs Georgia 01/09/21	
	.500 (33-66)	vs Lipscomb 12/05/20	
	.500 (28-56)	vs LSU 03/04/20	

MOST 3-POINT FIELD GOALS MADE:			
at Nevada:	17	at Pacific 11/18/17	
	15	vs Pacific 11/09/18	
	15	at Air Force 01/06/18	
	15	at Santa Clara 11/15/17	
	15	at New Mexico 01/07/17	
at Arkansas:	20	vs Mississippi Valley 11/25/20	
	14	at Texas A&M 03/07/20	
	12	vs Georgia 01/09/21	
	12	vs Central Arkansas 12/12/20	
	12	vs Vanderbilt 03/11/20	
	12	vs Missouri 02/22/20	
	12	at Indiana 12/29/19	
	11	vs Southern 12/09/20	
	11	vs Lipscomb 12/05/20	
	11	vs Tulsa 12/14/19	

MOST 3-POINT FIELD GOALS ATTEMPTED:			
at Nevada:	39	vs South Dakota State 12/15/18	
	37	at Fresno State 01/12/19	
	37	vs San Jose State 02/21/18	
	34	vs San Jose State 01/09/19	

34	at Pacific 11/18/17
at Arkansas	40 vs Mississippi Valley 11/25/20
	34 vs Lipscomb 12/05/20
	33 vs Southern 12/09/20
	32 at Texas A&M 03/07/20
	31 at LSU 01/13/21
	31 at Indiana 12/29/19
	30 vs Central Arkansas 12/12/20
	30 vs Tulsa 12/14/19
	30 at Western Kentucky 12/07/19

BEST 3-POINT FIELD GOAL PERCENTAGE:			
at Nevada:	.600 (6-10)	vs Morehead State 03/30/16	
	.588 (10-17)	at Fresno State 12/27/17	
	.579 (11-19)	vs Southern Illinois 12/22/17	
	.550 (11/20)	vs Oakland 11/23/16	
	.542 (13-24)	at UNLV 02/28/18	
	.542 (13-24)	at Air Force 02/15/17	
at Arkansas:	.667 (6-9)	vs TCU 01/25/20	
	.571 (12-21)	vs Georgia 01/09/21	
	.500 (20-40)	vs Mississippi Valley 11/25/20	
	.480 (12-25)	vs Missouri 02/22/20	
	.438 (14-32)	at Texas A&M 03/07/20	
	.429 (12-28)	vs Vanderbilt 03/11/20	
	.400 (8-20)	at Tennessee 01/06/21	
	.400 (12-30)	vs Central Arkansas 12/12/20	
	.400 (10-25)	vs Auburn 02/04/20	
	.400 (10-25)	vs Rice 11/05/19	
	.400 (8-20)	at Ole Miss 01/11/20	

MOST FREE THROWS MADE:			
at Nevada:	39	vs Morehead State 04/01/16	
	36	vs Rhode Island 11/13/17	
	35	vs Tulsa 11/22/18	
	31	at Wyoming 01/14/17	
	30	at Wyoming 01/24/18	
at Arkansas:	36	vs LSU 03/04/20	
	28	at Missouri 02/08/20	
	27	vs Tennessee 02/26/20	
	26	vs Mississippi Valley 11/25/20	
	26	at Tennessee 02/11/20	
	26	vs South Carolina 01/29/20	

MOST FREE THROWS ATTEMPTED:			
at Nevada:	45	vs Morehead State 04/01/16	
	44	vs Rhode Island 11/13/17	
	43	at Pacific 11/21/15	
	42	vs Tulsa 11/22/18	
at Arkansas:	54	vs LSU 03/04/20	
	40	vs South Carolina 01/29/20	
	39	at Missouri 02/08/20	
	36	at Tennessee 02/11/20	
	34	vs Missouri 01/02/21	
	33	vs Mississippi Valley 11/25/20	
	33	vs Tennessee 02/26/20	
	31	at Auburn 12/30/20	

BEST FREE THROW PERCENTAGE:			
at Nevada:	.929 (13-14)	vs Loyola-Chicago 03/22/18	
	.929 (13-14)	at Cal State Fullerton 11/28/15	
	.900 (18-20)	at Pacific 11/18/17	
	.889 (16-18)	at Fresno State 12/27/17	
	.885 (23-26)	vs Montana 03/16/16	
	.885 (23-26)	at Hawai'i 11/16/15	
at Arkansas:	.944 (17-18)	at LSU 01/08/20	
	.917 (11-12)	vs South Dakota 11/22/19	
	.889 (16-18)	vs Austin Peay 12/03/19	
	.885 (23-26)	vs Mississippi State 02/15/20	
	.833 (20-24)	vs North Texas 11/12/19	
	.818 (27-33)	vs Tennessee 02/26/20	
	.815 (22-27)	at Ole Miss 01/11/20	
	.800 (24-30)	vs Abilene Christian 12/20/20	
	.800 (16-20)	vs Missouri 02/22/20	

MOST REBOUNDS:			
at Nevada:	61	at Pacific 11/21/15	
	60	vs Fresno Pacific 12/09/15	
	57	vs Fresno State 02/13/16	
	53	at UNLV 02/20/16	
	50	vs San Jose State 12/28/16	
at Arkansas:	58	Oral Roberts 12/20/20	
	58	vs Mississippi Valley 11/25/20	
	54	vs Lipscomb 12/05/20	
	46	vs Southern 12/09/20	
	45	vs Rice 11/05/19	
	43	vs UT Arlington 12/02/20	
	42	vs Valparaiso 12/21/19	
	40	vs Georgia 01/09/21	
	40	vs North Texas 11/28/20	

MOST OFFENSIVE REBOUNDS:			
at Nevada:	25	at Pacific 11/21/15	
	19	vs Fresno Pacific 12/09/15	
	19	vs Fresno State 02/13/16	
	19	vs Florida 03/21/19	
at Arkansas:	24	vs Oral Roberts 12/20/20	
	20	vs Mississippi Valley 11/25/20	
	17	at LSU 01/13/21	

17	vs UT Arlington 12/02/20
16	vs Missouri 01/02/21
14	vs Abilene Christian 12/20/20
14	vs Montana 11/16/19
13	at Auburn 12/30/20
13	vs Southern 12/09/20

MOST DEFENSIVE REBOUNDS:			
at Nevada:	43	vs Fresno State 02/13/16	
	42	vs San Jose State 12/28/16	
	41	vs Fresno Pacific 12/09/15	
	40	vs Little Rock 11/16/18	
	38	vs Mew Mexico 02/09/19	
at Arkansas:	44	vs Lipscomb 12/05/20	
	38	vs Mississippi Valley 11/25/20	
	36	vs Valparaiso 12/21/19	
	35	vs Rice 11/05/19	
	34	vs Oral Roberts 12/20/20	
	33	vs Southern 12/09/20	

MOST ASSISTS:			
at Nevada:	29	vs Holy Names 11/30/15	
	27	at Santa Clara 11/15/17	
	25	vs Illinois State 11/29/17	
	25	at New Mexico 01/07/17	
	24	vs UC Davis 12/19/17	
at Arkansas:	26	vs Central Arkansas 12/12/20	
	26	vs Mississippi Valley 11/25/20	
	21	vs Georgia 01/09/21	
	19	vs Vanderbilt 01/15/20	
	19	vs Rice 11/05/19	
	18	vs Tulsa 12/14/19	
	18	vs Northern Kentucky 11/30/19	
	17	vs Lipscomb 12/05/20	
	17	vs Vanderbilt 03/11/20	

MOST STEALS:			
at Nevada:	15	vs San Jose State 01/09/19	
	15	vs Utah State 01/02/19	
	12	vs New Mexico 01/28/17	
	13	at New Mexico 12/30/15	
	11	4x	
at Arkansas:	15	at Georgia Tech 11/25/19	
	14	vs Auburn 02/04/20	
	14	vs Rice 11/05/19	
	13	Missouri 01/02/21	
	13	at Auburn 12/30/20	
	13	vs Texas Southern 11/19/19	
	12	vs Tulsa 12/14/19	
	11	4x	

MOST BLOCKED SHOTS:			
at Nevada:	11	at Oregon State 12/05/15	
	10	at Wyoming 01/20/16	
	10	vs Holy Names 11/30/15	
	9	vs UNLV 03/08/18	
	9	at New Mexico 01/07/17	
	8	3x	
at Arkansas:	10	vs Texas Southern 11/19/19	
	8	vs Central Arkansas 12/12/20	
	8	vs Southern 12/09/20	
	8	vs North Texas 11/28/20	
	8	at Texas A&M 03/07/20	
	8	vs Valparaiso 12/21/19	
	7	vs Oral Roberts 12/20/20	
	7	vs Lipscomb 12/05/20	
	7	vs Vanderbilt 03/11/20	
	7	vs Tulsa 12/14/19	

MOST TURNOVERS:			
at Nevada:	21	at Texas Tech 12/05/17	
	21	vs Morehead State 03/30/16	
	20	vs Fresno Pacific 12/09/15	
	20	at San Diego State 03/11/16	
	17	3x	
at Arkansas:	21	vs Rice 11/05/19	
	20	at Tennessee 01/06/21	
	20	vs Austin Peay 12/03/19	
	19	vs Valparaiso 12/21/19	
	16	vs North Texas 11/28/20	
	16	at Texas A&M 03/07/20	
	16	vs South Carolina 01/29/20	
	16	at Western Kentucky 12/07/19	

MOST FOULS:			
at Nevada:	38	at Wichita State 12/22/15	
	30	at New Mexico 01/07/17	
	30	at New Mexico 12/30/15	
	28	at Utah State 03/02/19	
at Arkansas:	32	at Missouri 02/08/20	
	28	Missouri 01/02/21	
	28	at Texas A&M 03/07/20	
	26	at Tennessee 02/11/20	
	23	vs South Carolina 01/29/20	
	23	at Mississippi St. 01/22/20	
	23	at Western Kentucky 12/07/19	

OPPONENT GAME HIGHS (at Ark):

POINTS	99 at Georgia 02/29/20
92	at LSU 01/13/21
90	vs LSU 03/04/20
86	at Western Kentucky 12/07/19
85	at Auburn 12/30/20
FG MADE	38 at Georgia 02/29/20
34	at LSU 01/13/21
31	vs LSU 03/04/20
31	at Western Kentucky 12/07/19
FG ATTEMPTS	72 vs Mississippi Valley 11/25/20
72	vs Valparaiso 12/21/19
70	vs LSU 03/04/20
69	vs Georgia 01/09/21
67	at Georgia 02/29/20
67	at Western Kentucky 12/07/19
FG PCT	.588 (30-51) vs Mississippi State 02/15/20
.567 (38-67)	at Georgia 02/29/20
.523 (34-65)	at LSU 01/13/21
.519 (28-54)	at Auburn 12/30/20
.509 (28-55)	vs South Carolina 01/29/20
.500 (23-46)	at Florida 02/18/20
3 PT MADE	15 at Auburn 12/30/20
13	vs Mississippi Valley 11/25/20
11	vs LSU 03/04/20
10	at Georgia 02/29/20
3 PT ATT	39 vs Mississippi Valley 11/25/20
31	vs Auburn 02/04/20
31	at Alabama 02/01/20
29	at Auburn 12/30/20
29	vs Oral Roberts 12/20/20
27	vs LSU 03/04/20
26	vs Central Arkansas 12/12/20

IN FIVE YEARS AS A COLLEGIATE HEAD COACH

- » Led the NCAA in 3-pt FG Pct Defense (2020)
- » Led the NCAA in Free Throws Made (2016)
- » Ranked 1st (3x) or 2nd (2x) five times in the league in FT Made
- » Ranked 1st (3x) or 2nd (2x) five time in the league in FT Attempts
- » 5x - Ranked among NCAA top 25 in FT Made AND FT Attempts
- » 4x - Led the league in Fewest Turnovers (2017, '18, '19, '20)
- » 3x - Led the league in Assist-To-TO Ratio (2017, '18, '19)
- » 3x - Led the league in Scoring Margin (2017, '18, '19)
- » 3x - Led the league in W-L Percentage (2017, '18, '19)
- » 3x - In NCAA top 20 in 3PTFG% Defense (2017, '18, '20)

OTHER TEAM HIGHLIGHTS

- » 2nd in the NCAA in Assist-To-TO Ratio (2018)
- » 2nd in the NCAA in Total Rebounds (2016)
- » 3rd in the NCAA in Total Blocked Shots (2016)
- » 4th in the NCAA in Rebound Margin (2016)
- » 4th in the NCAA in Fewest TO Per Gm (2018)
- » 7th in the NCAA in Blocks Per Game (2016)
- » 9th in the NCAA in Scoring Margin (2019)
- » 9th in the NCAA in Turnover Margin (2020)
- » 10th in the NCAA in Total Assists (2018)

PLAYER HIGHLIGHTS

- » 5 Players in the NBA over past two years
- » 4x - Player led his league in 3-PT FG Made AND 3-PT FG Attempts
- » 3x - Player led his league in points scored
- » 3 All-American Honors (Caleb Martin 2x, Mason Jones)
- » 2 Conference Players of the Year
- » 14 All-Conference Honors
- » 2 Conference Newcomers of the Year
- » 5 All-Defensive Team Honors
- » 1 Conference 6th Man Award
- » 1 Conference Defensive Player of the Year

3 PT PCT	.517 (15-29) at Auburn 12/30/20
.435 (10-23)	at Georgia 02/29/20
.429 (3-7)	vs Mississippi State 02/15/20
.407 (11-27)	vs LSU 03/04/20
.400 (8-20)	at Texas A&M 03/07/20
FT MADE	34 at Missouri 02/08/20
28	vs Missouri 01/02/21
27	at Mississippi State 01/22/20
25	at Ole Miss 01/11/20
FT ATTEMPTS	44 at Missouri 02/08/20
39	vs Missouri 01/02/21
33	vs South Carolina 01/29/20
31	at Texas A&M 03/07/20
31	at Mississippi State 01/22/20
30	at Tennessee 02/11/20
30	vs Auburn 02/04/20
FT PCT	.962 (25-26) at Ole Miss 01/11/20
.871 (27-31)	at Mississippi State 01/22/20
.846 (11-13)	vs Austin Peay 12/03/19
.840 (21-25)	at Florida 02/18/20
REBOUNDS	53 at LSU 01/08/20
52	at Missouri 02/08/20
51	vs Missouri 01/02/21
48	at LSU 01/13/21
47	vs Kentucky 01/18/20
47	at Georgia Tech 11/25/19
OFF REB	23 at LSU 01/08/20
16	at Missouri 02/08/20
15	4x
DEF REB	41 vs Missouri 01/02/21
37	at Georgia Tech 11/25/19
35	vs Kentucky 01/18/20
34	at LSU 01/13/21
34	vs Valparaiso 12/21/19
32	at Western Kentucky 12/07/19
31	vs South Carolina 01/29/20
ASSISTS	17 at Tennessee 02/11/20
15	at Texas A&M 03/07/20
14	vs Missouri 01/02/21
14	vs South Carolina 01/29/20
STEALS	10 at Tennessee 01/06/21
10	vs Northern Kentucky 11/30/19
9	vs Valparaiso 12/21/19
9	vs Rice 11/05/19
8	vs Vanderbilt 03/11/20
8	at Missouri 02/08/20
BLOCKS	9 at Tennessee 01/06/21
7	vs Oral Roberts 12/20/20
6	vs Mississippi Valley 11/25/20
6	vs Mississippi State 02/15/20
6	at Tennessee 02/11/20
6	at Alabama 02/01/20
6	vs Texas Southern 11/19/19
TURNOVERS	27 vs Rice 11/05/19
24	at Georgia Tech 11/25/19
24	vs Texas Southern 11/19/19
23	vs Montana 11/16/19
21	vs Georgia 01/09/21
21	vs Missouri 01/02/21
21	vs Austin Peay 12/03/19
FOULS	35 vs LSU 03/04/20
33	vs South Carolina 01/29/20
29	vs Missouri 01/02/21
27	at Missouri 02/08/20
27	vs Valparaiso 12/21/19

ARKANSAS TEAM GAME LOWS:

FEWEST PTS	59 at Florida 02/18/20
61	at Tennessee 02/11/20
62	at Georgia Tech 11/25/19
64	vs Montana 11/16/19
FEWEST FG	15 at Tennessee 02/11/20
19	vs Missouri 01/02/21
19	vs Kentucky 01/18/20
20	vs North Texas 11/12/19
20	vs Montana 11/16/19
FEWEST FGA	45 vs North Texas 11/12/19
46	vs Austin Peay 12/03/19
49	at Tennessee 02/11/20
LOWEST FG%	.268 (19-71) vs Missouri 01/02/21
.306 (15-49)	at Tennessee 02/11/20
.333 (19-57)	vs Kentucky 01/18/20
.342 (26-79)	at LSU 01/13/21
.370 (20-54)	vs Montana 11/16/19
.373 (22-59)	at Georgia Tech 11/25/19
FEWEST 3PT FG	3 vs Northern Kentucky 11/30/19
3	at Missouri 02/08/20
3	at Florida 02/18/20
4	vs Oral Roberts 12/20/20
4	vs Montana 11/16/19
4	vs South Dakota 11/22/19
4	at Mississippi State 01/22/20

Effort. Energy. Enthusiasm.

FEWEST 3 FGA	9 vs TCU 01/25/20
14	at Missouri 02/08/20
16	4x
LOWEST 3 PT%	.167 (4-24) vs Oral Roberts 12/20/20
.167 (3-18)	vs Northern Kentucky 11/30/19
.188 (3-16)	at Florida 02/18/20
.200 (4-20)	vs Montana 11/16/19
.200 (4-20)	vs South Dakota 11/22/19
.200 (4-20)	at Mississippi State 01/22/20
FEWEST FT	6 at Mississippi State 01/22/20
7	vs Rice 11/05/19
8	at Tennessee 01/06/21
8	vs Central Arkansas 12/12/20
8	vs Southern 12/09/20
8	vs Vanderbilt 01/15/20
9	vs Lipscomb 12/05/20
9	at Indiana 12/29/19
FEWEST FTA	8 vs Central Arkansas 12/12/20
10	at Tennessee 01/06/21
11	vs Rice 11/05/19
11	at Mississippi State 01/22/20
12	vs Lipscomb 12/05/20
12	vs South Dakota 11/22/19
12	at Indiana 12/29/19
LOWEST FT%	.471 (8-17) vs Southern 12/09/20
.533 (8-15)	vs Vanderbilt 01/15/20
.545 (6-11)	at Mississippi State 01/22/20
.615 (16-26)	vs Auburn 02/04/20
FEWEST REBS	23 vs Missouri 02/22/20
24	vs North Texas 11/12/19
24	at LSU 01/08/20
25	at Texas A&M 03/07/20
FEWEST OFF REB	2 vs Missouri 02/22/20
3	at LSU 01/08/20
3	at Georgia Tech 11/25/19
4	vs North Texas 11/12/19
FEWEST DEF REB	15 at Florida 02/18/20
18	at Tennessee 02/11/20
18	vs TCU 01/25/20
19	vs Mississippi State 02/15/20
19	vs Texas A&M 01/04/20
FEWEST ASSISTS	6 at Tennessee 02/11/20
7	vs Missouri 01/02/21
7	at Alabama 02/01/20
8	5x
FEWEST STEALS	2 at Tennessee 01/06/21
4	at Western Kentucky 12/07/19
4	vs Mississippi State 02/15/20
4	vs LSU 03/04/20
5	8x
FEWEST BLOCKS	1 vs Georgia 01/09/21
1	vs Northern Kentucky 11/30/19
1	vs South Carolina 01/29/20
1	vs Mississippi State 02/15/20
1	at Florida 02/18/20
2	8x last at Tennessee 01/06/21
FEWEST TO	5 vs LSU 03/04/20
6	at Georgia 02/29/20
7	5x
FOULS	10 vs Southern 12/09/20
12	vs Mississippi Valley 11/25/20
14	vs North Texas 11/28/20
14	vs Texas Southern 11/19/19
14	vs Northern Kentucky 11/30/19
14	vs Valparaiso 12/21/19

OPPONENT GAME LOWS (at Ark):

FEWEST PTS	43 vs Rice 11/05/19
43	vs North Texas 11/12/19
44	vs Southern 12/09/20
46	vs Montana 11/16/19
FEWEST FG	15 vs Lipscomb 12/05/20
16	vs Rice 11/05/19
17	vs North Texas 11/12/19
18	vs Southern 12/09/20
18	vs Montana 11/16/19
FEWEST FGA	45 vs Texas A&M 01/04/20
46	at Florida 02/18/20
48	vs Vanderbilt 01/15/20
LOWEST FG%	.254 (15-59) vs Lipscomb 12/05/20
.286 (18-63)	vs Southern 12/09/20
.286 (16-56)	vs Rice 11/05/19
.321 (18-56)	vs Montana 11/16/19
FEWEST 3PT FG	1 vs Southern 12/09/20
2	vs North Texas 11/28/20
2	vs Rice 11/05/19
2	vs North Texas 11/12/19
2	vs Montana 11/16/19
2	vs Texas Southern 11/19/19
2	at Georgia Tech 11/25/19

FEWEST 3 FGA	7	vs Mississippi State 02/15/20
	11	vs Texas Southern 11/19/19
	12	vs South Dakota 11/22/19
	12	at Georgia Tech 11/25/19
LOWEST 3 PT%	.077 (1-13)	vs Southern 12/09/20
	.080 (2-25)	vs Rice 11/05/19
	.118 (2-17)	vs North Texas 11/12/19
	.125 (2-16)	vs Montana 11/16/19
	.154 (2-13)	vs North Texas 11/28/20
	.167 (2-12)	at Georgia Tech 11/25/19
FEWEST FT	3	vs Mississippi Valley 11/25/20
	7	vs Southern 12/09/20
	7	vs North Texas 11/12/19
	7	vs Valparaiso 12/21/19
	8	vs Montana 11/16/19
FEWEST FTA	6	vs Mississippi Valley 11/25/20
	10	vs Southern 12/09/20
	11	vs Valparaiso 12/21/19
	13	vs Georgia 01/09/21
	12	vs Central Arkansas 12/12/20
	12	vs North Texas 11/12/19
LOWEST FT%	.500 (9-18)	at Indiana 12/29/19
	.515 (17-33)	vs South Carolina 01/29/20
	.545 (12-22)	vs Vanderbilt 01/15/20
	.571 (8-14)	vs Montana 11/16/19
	.579 (11-19)	vs Texas Southern 11/19/19
FEWEST REBS	27	vs Rice 11/05/19
	28	at Tennessee 01/06/21
	28	vs Abilene Christian 12/20/20
	28	vs Mississippi State 02/15/20
	30	vs Georgia 01/09/21
	30	vs UT Arlington 12/02/20
	30	vs South Dakota 11/22/19
	30	vs Austin Peay 12/03/19
	30	vs Vanderbilt 01/15/20
FEWEST OFF REBS	4	vs Mississippi State 02/15/20
	4	vs Vanderbilt 01/15/20
	5	vs South Carolina 01/29/20
	5	vs Northern Kentucky 11/30/19
FEWEST DEF REBS	20	vs Abilene Christian 12/20/20
	20	vs UT Arlington 12/02/20
	20	vs Tennessee 02/26/20
	20	vs Austin Peay 12/03/19
	21	vs TCU 01/25/20
	21	vs Rice 11/05/19
	22	at Tennessee 01/06/21
	22	vs Mississippi Valley 11/25/20
	22	vs Vanderbilt 03/11/20
FEWEST ASSISTS	5	Southern 12/09/20
	6	at Ole Miss 01/11/20
	6	at Missouri 02/08/20
	7	vs Rice 11/05/19
	7	at Georgia Tech 11/25/19
	7	at Florida 02/18/20
FEWEST STEALS	0	vs Vanderbilt 01/15/20
	1	at LSU 01/08/20
	2	at Georgia 02/29/20
	3	8x last Missouri 01/02/21
FEWEST BLOCKS	0	vs Georgia 01/09/21
	0	Southern 12/09/20
	0	vs North Texas 11/12/19
	0	vs Austin Peay 12/03/19
	1	9x last vs Missouri 01/02/21
FEWEST TO	5	at Tennessee 01/06/21
	7	vs Lipscomb 12/05/20
	9	at Mississippi State 01/22/20
	10	at Georgia 02/29/20
	10	vs LSU 03/04/20
FEWEST FOULS	12	at Tennessee 01/06/21
	12	vs Central Arkansas 12/12/20
	15	vs South Dakota 11/22/19
	15	vs Texas A&M 01/04/20
	15	at Mississippi State 01/22/20
	15	at Texas A&M 03/07/20
	16	3x

MUSS TEAMS IN THE NCAA/CONFERENCE STATS

	2015-16	2016-17	2017-18	2018-19	2019-20
3-pt FG Att	176 / 8	37 / 2	29 / 2	51 / 2	115 / 5
A-Turnover Ratio	232 / 9	13 / 1	2 / 1	15 / 1	140 / 4
Assists/Gm	220 / 9	32 / 1	27 / 2	75 / 3	226 / 10
Blocks/Gm	7 / 1	64 / 3	74 / 2	100 / 2	84 / 9
Def Reb/Gm	19 / 1	31 / 2	92 / 6	31 / 2	287 / 12
Fewest Fouls	342 / 11	105 / 3	253 / 9	184 / 6	322 / 12
Fewest TO	335 / 11	59 / 1	24 / 1	21 / 1	59 / 1
FG Pct	251 / 9	146 / 5	60 / 3	68 / 4	147 / 6
FG Pct Defense	28 / 2	120 / 7	140 / 4	42 / 3	169 / 12
FT Attempts	2 / 1	13 / 1	16 / 2	16 / 1	8 / 2
FT Made	1 / 1	24 / 2	9 / 2	17 / 1	3 / 1
FT Pct	43 / 2	159 / 6	66 / 2	167 / 6	102 / 6
Off Reb/Gm	76 / 2	132 / 3	255 / 7	205 / 6	325 / 14
Fouls/Gm	275 / 8	35 / 1	95 / 1	126 / 3	311 / 11
Reb Margin	4 / 2	72 / 1	232 / 81	97 / 3	342 / 14
Scoring Defense	177 / 5	151 / 6	191 / 6	55 / 1	185 / 9
Scoring Margin	117 / 5	39 / 1	27 / 1	9 / 1	70 / 4
Scoring Offense	113 / 5	37 / 1	18 / 2	28 / 1	56 / 5
Steals/Gm	98 / 3	262 / 8	174 / 6	172 / 4	41 / 1
3 Pt FG Defense	59 / 2	18 / 2	20 / 1	113 / 3	1 / 1
3 PT FG/Game	323 / 11	33 / 2	31 / 3	74 / 3	143 / 4
3 PT FG Pct	314 / 11	42 / 1	26 / 2	155 / 6	175 / 5
3 PT FGM	251 / 9	22 / 2	15 / 2	59 / 2	129 / 4
Total Assists	112 / 2	30 / 2	10 / 1	69 / 2	251 / 10
Total Blocks	3 / 1	50 / 3	44 / 1	88 / 2	81 / 7
Total Rebounds	2 / 1	25 / 3	44 / 2	63 / 2	306 / 14
Total Rebs/Gm	18 / 1	41 / 1	171 / 6	72 / 4	322 / 14
Total Steals	40 / 3	208 / 9	85 / 2	157 / 4	34 / 1
Turnover Margin	184 / 5	169 / 7	22 / 2	22 / 1	9 / 1
Turnovers Forced	154 / 5	306 / 10	191 / 6	127 / 3	29 / 1
Fewest TO/Gm	208 / 7	26 / 2	4 / 1	13 / 1	47 / 1
W-L Pct	93 / 3	17 / 1	17 / 1	7 / 1	89 / 5



JUSTIN SMITH

Gr.Sr. | F | 6-7 | 230

Buffalo Grove, Ill. | Indiana Univ.



@justinsmith3_

@justinsmith3_

• **MADE THE AD'S HONOR ROLL (GPA BETWEEN 3.5-3.99) FOR FALL 2020**

• **Rated the 11th-best Graduate Transfer in the Nation by TheStadium.com.**

• Played in all of Indiana's 98 games (with 73 starts) over the previous three years ... Led the team in minutes and steals in 2019-20 ... Earned **2019 Academic All-Big Ten**.

• Injured his right ankle in the first half at Auburn ... While he return in the first half, he did not play the second half and is he is questionable for Missouri.

• Scored the first points of the game in each of the first four games and all within the first 13 seconds of the game.

• 2nd on the team and **11th in SEC in overall rebound average** (7.1).

• Had 10 off rebs vs ORU ... **41st in NCAA/3rd in SEC in offensive boards** (3.44).

2020-21 HIGHLIGHTS:

- Scored Arkansas' first points of the 2020-21 season ... Finished with 13 — with 3 dunks — versus Mississippi Valley and tied career high with three steals.
- Led the Razorbacks with 18 points versus North Texas, making 2-of-3 from 3-point range, while adding six rebounds and three steals.
- Tied for the team lead with nine rebounds, including six offensive boards.
- Had two dunk versus Southern — Both making ESPN's Top 10 Plays.
- Posted **Double-Double versus Oral Roberts** ... Led all players with 22 points and a **career-high 17 rebounds**, including 10 offensive boards ... first Razorback with at least 22 points and 17 rebounds since Nick Davis had 22 points and 23 boards on Nov. 21, 1997 versus Jackson State.... Most rebounds by a Razorback since Mike Washington had 18 versus Florida in the 2009 SEC Tournament.
- Followed that with a 10-rebound performance versus Abilene Christian.
- Only played 11:47 at Auburn due to injury but had four points, four rebounds and an assist before exiting.

Arkansas head coach Eric Musselman announced prior to the Missouri game (Jan. 2) that graduate senior forward Justin Smith would be out three-to-six weeks after having successful right ankle arthroscopic debridement surgery on Jan. 1

Smith injured his ankle during the first half of Arkansas' SEC opener at Auburn (Wednesday - Dec. 30). While he returned to the floor in the first half, he sat out the second half in the 97-85 win.

JUSTIN SMITH 2020-21 GAME STATS

Opponent	Date	GS	Min	FG	FGA	Pct	3FG	3A	Pct	FT	FTA	Pct	O	D	Tot	Avg	PF	FO	A	TO	Blk	Stl	Pts	Avg
MISSISSIPPI VALLEY	11/25/20	*	20	6	9	.667	0	0	.000	1	3	.333	3	1	4	4.0	0	0	2	0	0	3	13	13.0
NORTH TEXAS	11/28/20	*	36	7	13	.538	2	3	.667	2	6	.333	3	3	6	5.0	2	0	1	2	1	3	18	15.5
UT ARLINGTON	12/02/20	*	35	4	15	.267	0	2	.000	3	4	.750	6	3	9	6.3	3	0	2	2	0	1	11	14.0
LIPSCOMB	12/05/20	*	18	3	5	.600	0	1	.000	3	4	.750	1	5	6	6.3	1	0	0	2	1	0	9	12.8
SOUTHERN U.	12/09/20	*	27	4	9	.444	0	1	.000	3	6	.500	3	1	4	5.8	1	0	2	2	1	0	11	12.4
CENTRAL ARKANSAS	12/12/20	*	27	6	14	.429	0	3	.000	0	0	.000	1	3	4	5.5	4	0	1	2	2	0	12	12.3
ORAL ROBERTS	12/20/20	*	39	9	20	.450	0	3	.000	4	5	.800	10	7	17	7.1	2	0	0	3	1	2	22	13.7
ABILENE CHRISTIAN	12/22/20	*	25	1	6	.167	0	0	.000	2	2	1.000	3	7	10	7.5	3	0	0	1	0	1	4	12.5
at Auburn	12/30/20	*	12	2	3	.667	0	0	.000	0	2	.000	1	3	4	7.1	1	0	1	1	0	0	4	11.6
MISSOURI	01/02/21	DNP-Inj																						
at Tennessee	01/06/21	DNP-Inj																						
GEORGIA	01/09/21	DNP-Inj																						
at LSU	01/13/21	DNP-Inj																						
Totals		9	239	42	94	.447	2	13	.154	18	32	.563	31	33	64	7.1	17	0	9	15	6	10	104	11.6

JUSTIN SMITH CAREER STATISTICS

Year	GP	GS	Min	Avg	FG	FGA	Pct	3FG	3FGA	Pct	FT	FTA	Pct	Off	Def	Tot	Avg	PF	FO	Ass	TO	Blk	Stl	Pts	Avg
2017-18 (IND)	31	9	463	14.9	82	149	.550	3	10	.300	33	49	.673	43	55	98	3.2	58	1	7	34	10	7	200	6.5
2018-19 (IND)	35	32	866	24.7	122	246	.496	7	32	.219	36	70	.514	61	95	156	4.5	84	1	28	65	15	22	287	8.2
2019-20 (IND)	32	32	971	30.3	127	258	.492	10	38	.263	70	104	.673	62	103	165	5.2	66	0	29	50	10	31	334	10.4
2020-21 (ARK)	9	9	239	26.6	42	94	.447	2	13	.154	18	32	.563	31	33	64	7.1	17	0	9	15	6	10	104	11.6
TOTAL	107	82	2539	23.7	373	747	.499	22	93	.237	157	255	.616	197	286	483	4.5	225	2	73	164	41	70	925	8.6

Effort. Energy. Enthusiasm.

- Born: Mar. 1, 1999 in Highland Park, Ill.
- Parents: Edward and Lucy Smith
- Graduated in just 3 years from Indiana's Kelley School of Business (B.S.B.) - Spring of 2020
- Pursuing his master's in operations management at the University of Arkansas.
- Favorite TV show is The Office and he binge-watched Ozark during the pandemic

DOUBLE-DOUBLES (5)

FRESHMAN			
11/12/17 • HOWARD	16 pts	12 reb	(1)
SOPHOMORE			
01/22/19 • at Northwestern	10 pts	12 reb	(2)
02/02/19 • at Michigan St	13 pts	10 reb	
JUNIOR			
12/13/19 • NEBRASKA	16 pts	10 reb	(1)
SENIOR			
12/20/20 • ORAL ROBERTS	22 pts	17 reb	(1)

• 175 pts to 1,000	
• 17 rebs to 500	
• Led his team in Pts:	6
• Led his team in Rebs:	12
• CAREER: Double-figure Pts:	39
20-pt gms:	5
Double-figure Rebs:	7

PERSONAL BESTS

POINTS	
Season: 22	vs Oral Roberts (12/20/20)
Career: 24 (2x)	last vs Western Illinois (11/05/21/19)
SEC: 4	at Auburn (12/30/20)

FG MADE	
Season: 9	vs Oral Roberts (12/20/20)
Career: 11	vs Western Illinois (11/05/19)
SEC: 2	at Auburn (12/30/20)

FG ATTEMPTED	
Season: 20	vs Oral Roberts (12/20/20)
Career: 20	vs Oral Roberts (12/20/20)
SEC: 3	at Auburn (12/30/20)

3-POINT FG MADE	
Season: 2	vs North Texas (11/28/20)
Career: 3	vs Michigan State (03/02/19)
SEC: -	

3-PT FG ATTEMPTS	
Season: 3 (3x)	last vs Oral Roberts (12/20/20)
Career: 9	vs Michigan State (03/02/19)
SEC: -	

FT MADE	
Season: 4	vs Oral Roberts (12/20/20)
Career: 6	vs Nebraska (12/13/19)
SEC: -	

FT ATTEMPTED	
Season: 6	vs North Texas (11/28/20)
Career: 10	vs Nebraska (12/13/19)
SEC: 2	at Auburn (12/30/20)

REBOUNDS	
Season: 17	vs Oral Roberts (12/20/20)
Career: 17	vs Oral Roberts (12/20/20)
SEC: 4	at Auburn (12/30/20)

ASSISTS	
Season: 2 (2x)	last vs UT Arlington (12/02/20)
Career: 4	vs Ohio State (01/11/20)
SEC: 1	at Auburn (12/30/20)

STEALS	
Season: 3 (2x)	last vs North Texas (11/28/20)
Career: 3 (8x)	last vs North Texas (11/28/20)
SEC: -	

BLOCKED SHOTS	
Season: 2	vs Central Arkansas (12/20/20)
Career: 3	at Michigan State (02/02/19)
SEC: -	

MINUTES	
Season: 38:40	vs North Texas (11/28/20)
Career: 40:17	vs Nebraska (12/13/19)
SEC: 11:47	at Auburn (12/30/20)



JD NOTAE

R-Jr. | 6'6" | 195

Covington, Ga. | Jacksonville Univ. @jdnotae @dimebagnotae

1

- Born: Oct. 27, 1998 in Covington, Ga.
- Mother: Stacy Notae
- Scored 929 points in two seasons at Jacksonville
- 1st to contact Notae when entered transfer portal was Coach Muss at Nevada ... When Muss came Arkansas, Notae came on official visit, "I like what they had, a lot of togetherness."

- Rated the 29th-best "Sit-Out" Transfer in the Nation by ESPN.com for the 2020-21 season.
- Sat out the 2019-20 season at Arkansas due to NCAA transfer regulations.
- Played in 60 games in two seasons at Jacksonville, totaling 929 points ... Was second team All-ASUN as a sophomore and ASUN Freshman of the Year.

- 9th in the SEC in scoring (15.9 ppg)
- Ranks among the SEC top 10 in total FG Made (4th with 68) FT Made (6th with 44) 3PT Made (2nd with 27).
- TALE OF 2 HALVES: 1st Half 4th leading scorer (5.6 ppg) FG: 28-68 (41.2%) 3PT: 10-32 (31.3%)
2nd Half leading scorer (10.3 ppg) FG: 40-94 (42.6%) 3PT: 17-49 (34.7%)
- Ranks 10th in the SEC in free throw pct (.786).
- Is 22-of-27 from the line in five SEC games — Was 22-of-29 in the first eight games combined.
- Scored in double figures in 12 of 13 games, including 10 straight

2020-21 HIGHLIGHTS:

- Had a game-high seven assists with five rebounds in the season opener.
- Had 16 points and six rebounds versus North Texas, hitting a 3-pointer from the Razorback snout near mid-court.
- Scored his 1,000th career point (5:09 of 2nd half) versus Central Arkansas ... Had a game-high 22 points, including 17 in the second half, adding three steals and six assists with just one turnover.
- Did not make a 3-pointer versus Oral Roberts but finished with 15 pts, 5 rebs, three assists and tied career-high with three blocked shots ... Made a career-high seven free throws (7-of-8) ... Started the second half and had a Plus-Minus of +16 for the game (was -7 in the first half).
- Scored 19 in the win over Abilene Christian, including 17 in the second half ... Made two key 3-pointers — one to put Arkansas up 12 with 3:05 left another to seal the win 1:23 left.
- Scored 21 in the win at Auburn, including 19 in the second half ... Made a career-high seven free throws and had a season-high four assists.
- Led the team with 19 points at Tennessee (season-best 63.6% shooting 7-of-11 FG) ... Added four rebounds and three assists.
- Led Arkansas an tied a season-high with 22 points at LSU, including 14 in the first half ... Scored nine points during a 12-0 run for the Hogs.

TRIPLE-DOUBLES (1)

01/09/19 • at Kennesaw State Pts-Reb-Ass 15-10-10

DOUBLE-DOUBLES (5)

SOPHOMORE (3)

01/05/19 • Lipscomb 12 pts 13 reb

01/09/19 • at Kennesaw State 15 pts 10 reb

01/30/19 • Stetson 16 pts 14 reb

* - back-to-back games * - part of a triple double

FRESHMAN (2)

11/26/17 • Gardner-Webb 17 pts 10 reb

12/09/17 • Florida National 14 pts 10 reb

• Scored 1,000th Point vs UCA (12/20/20)

• Led his team in Pts: 35

• Led his team in Rebs: 16

• CAREER: Double-figure Pts: 59

20-pt gms: 18

Gms with a 3PT FG: 61

Gms with 3+ 3PT FG: 22

PERSONAL BESTS

POINTS

Season: 22 (2x) last at LSU (01/12/21)

Career: 40 vs Florida Memorial (11/21/18)

SEC: 21 at LSU (01/12/21)

FG MADE

Season: 8 (2x) last at LSU (01/12/21)

Career: 16 vs Florida Memorial (11/21/18)

SEC: 8 at LSU (01/12/21)

FG ATTEMPTED

Season: 20 last at LSU (01/12/21)

Career: 23 at NC State (12/22/17)

SEC: 20 at LSU (01/12/21)

3-POINT FG MADE

Season: 4 vs Central Arkansas (12/12/20)

Career: 5 (6x) last vs FGCU (03/01/19)

SEC: 3 (2x) last at LSU (01/12/21)

3-PT FG ATTEMPTS

Season: 10 (2x) last at LSU (01/12/21)

Career: 14 vs FGCU (03/01/19)

SEC: 10 at LSU (01/12/21)

FT MADE

Season: 7 (2x) last at Auburn (12/30/20)

Career: 7 (2x) last at Auburn (12/30/20)

SEC: 7 at Auburn (12/30/20)

FT ATTEMPTED

Season: 9 last at Auburn (12/30/20)

Career: 9 (2x) last at Auburn (12/30/20)

SEC: 9 at Auburn (12/30/20)

REBOUNDS

Season: 6 vs North Texas (11/28/20)

Career: 14 vs Stetson (01/30/19)

SEC: 3 at Auburn (12/30/20)

ASSISTS

Season: 7 vs Mississippi Valley State (11/25/20)

Career: 10 at Kennesaw State (01/09/19)

SEC: 3 vs Missouri (01/02/21)

STEALS

Season: 4 at Auburn (12/30/20)

Career: 5 (2x) at FGCU (02/02/19)

SEC: 4 at Auburn (12/30/20)

BLOCKED SHOTS

Season: 3 vs Oral Roberts (12/20/20)

Career: 3 (4x) last vs Oral Roberts (12/20/20)

SEC: 2 at Auburn (12/30/20)

MINUTES

Season: 31:23 vs Missouri (01/02/21)

Career: 46 vs Gardner-Webb (11/26/17)

SEC: 31:23 vs Missouri (01/02/21)

JD NOTAE 2020-21 GAME STATS

Opponent	Date	GS	Min	FG	FGA	Pct	3FG	3A	Pct	FT	FTA	Pct	O	D	Tot	Avg	PF	FO	A	TO	Blk	Stl	Pts	Avg
MISSISSIPPI VALLEY	11/25/20	24	3	7	429	2	5	400	5	8	625	2	3	5	5.0	4	0	7	1	0	0	13	13.0	
NORTH TEXAS	11/28/20	24	6	14	429	2	8	250	2	4	500	2	4	6	5.5	2	0	3	3	0	1	16	14.5	
UT ARLINGTON	12/02/20	12	1	5	200	1	3	333	2	2	1.000	0	2	2	4.3	0	0	1	1	0	0	5	11.3	
LIPSCOMB	12/05/20	22	5	12	417	2	7	286	0	0	0.000	1	3	4	4.3	5	1	1	3	0	0	12	11.5	
SOUTHERN U.	12/09/20	15	5	11	455	2	8	250	0	1	0.000	0	2	2	3.8	1	0	0	0	0	1	12	11.6	
CENTRAL ARKANSAS	12/12/20	27	8	18	444	4	10	400	2	2	1.000	0	2	2	3.5	1	0	6	1	1	3	22	13.3	
ORAL ROBERTS	12/20/20	30	4	13	308	0	6	0.000	7	8	875	0	5	5	3.7	2	0	3	2	3	1	15	13.6	
ABILENE CHRISTIAN	12/22/20	21	6	12	500	3	6	500	4	4	1.000	0	2	2	3.5	3	0	1	3	0	1	19	14.3	
at Auburn	12/30/20	27	6	12	500	2	6	333	7	9	778	0	3	3	3.4	1	0	2	2	2	4	21	15.0	
MISSOURI	01/02/21	31	6	18	333	1	4	250	6	7	857	1	2	3	3.4	4	0	1	4	0	2	19	15.4	
at Tennessee	01/06/21	28	7	11	636	2	4	500	3	3	1.000	0	4	4	3.5	1	0	3	4	0	0	19	15.7	
GEORGIA	01/09/21	16	3	9	333	3	4	750	3	4	750	0	0	0	3.2	1	0	0	2	0	0	12	15.4	
at LSU	01/13/21	26	8	20	400	3	10	300	3	4	750	3	2	5	3.3	3	0	1	2	0	3	22	15.9	
Totals		0	303	68	162	420	27	81	333	44	56	786	9	34	43	3.3	28	1	29	28	6	16	207	15.9

JD NOTAE CAREER STATISTICS

Year	GP	GS	Min	Avg	FG	FGA	Pct	3FG	3FGA	Pct	FT	FTA	Pct	Off	Def	Tot	Avg	PF	FO	Ast	TO	Blk	Stl	Pts	Avg	
2017-18 (JACK)	28	28	879	31.4	159	388	.410	49	121	.405	65	93	.699	28	103	131	4.7	60	2	54	72	14	49	432	15.4	
2018-19 (JACK)	32	23	932	29.1	177	415	.427	62	194	.320	81	111	.730	29	168	197	6.2	76	4	109	106	14	52	497	15.5	
2019-20 - REDSHIRTED AT ARK (TRANSFER)																										
2020-21 (ARK)	13	0	303	23.3	68	162	.420	27	81	.333	44	56	.786	9	34	43	3.3	28	1	29	28	6	16	207	15.9	
TOTAL	73	51	2114	29.0	404	965	.419	138	396	.348	190	260	.731	66	305	371	5.1	164	7	192	206	34	117	1136	15.6	

VANCE JACKSON JR.

Gr.Sr. / F / 6-9 / 238

Pasadena, Calif. / New Mexico



@YGVance2

@ygvance

- Rated the 8th-best Grad Transfer in the Nation by CBSSports.com — 18th-best by Stadium.com — 32nd-best by ESPN.com
- Played his freshman season at UConn — on AAC All-Rookie Team — before transferring to New Mexico ... Scored 990 points in his first three collegiate seasons (92 games with 65 starts)

- For his career has scored 1,063 points and grabbed 531 rebounds.

In his last three games:

at UT:	14 pts	5-10 FG	3-6 3PT	9 reb
vs UGA	15 pts	5-10 FG	4-5 3PT	2 reb
at LSU	only scored	two points but had....		7 reb

2020-21 HIGHLIGHTS:

- Eclipsed 1,000 career points and 500 career rebounds, getting 15 and seven respectively, in season-opening win vs Mississippi Valley ... Made four treys during a 28-0 run in the first half ... Finished 4-of-6 from 3PT.
- After back-to-back games with no points, scored 10 in the win versus Lipscomb, making a pair of 3-pointers.

- Played 22 minutes versus Abilene Christian (22; high of 23 vs Lipscomb) ... Had two assists and his first two blocked shots of the season.
- Had a breakout game at Tennessee ... Played a season-high 33 minutes ... Scored 14 points (2nd-best of the season) with a season-best nine rebounds (all defensive) ... Made 3-of-6 from 3-point range and added nine rebounds.
- Followed that by scoring 15 points —making 4-of-5 from 3-point range — in the win over Georgia.

VANCE JACKSON 2020-21 GAME STATS																									
Opponent	Date	GS	Min	FG	FGA	Pct	3FG	3A	Pct	FT	FTA	Pct	O	D	Tot	Avg	PF	FO	A	T	Bk	Stl	Pts	Avg	
MISSISSIPPI VALLEY	11/25/20	*	15	5	9	.556	4	6	.667	1	1	1.000	2	5	7	7.0	0	0	0	1	0	0	15	15.0	
NORTH TEXAS	11/28/20		9	0	2	.000	0	2	.000	0	0	.000	0	0	0	3.5	0	0	0	0	0	0	0	7.5	
UT ARLINGTON	12/02/20		20	0	5	.000	0	3	.000	0	0	.000	1	4	5	4.0	0	0	1	3	0	0	0	5.0	
LIPSCOMB	12/05/20		23	3	9	.333	2	7	.286	2	2	1.000	0	3	3	3.8	0	0	1	1	0	0	10	6.3	
SOUTHERN U.	12/09/20		14	1	4	.250	1	4	.250	0	0	.000	2	0	2	3.4	2	0	2	1	0	0	3	5.6	
CENTRAL ARKANSAS	12/12/20		13	3	4	.750	0	0	.000	0	0	.000	0	0	0	2.8	3	0	1	0	0	1	6	5.7	
ORAL ROBERTS	12/20/20		10	1	3	.333	1	3	.333	2	4	.500	1	3	4	3.0	1	0	2	0	0	1	5	5.6	
ABILENE CHRISTIAN	12/22/20		22	2	5	.400	1	4	.250	0	0	.000	0	3	3	3.0	1	0	2	0	2	0	5	5.5	
at Auburn	12/30/20		12	0	2	.000	0	2	.000	0	0	.000	0	2	2	2.9	1	0	1	0	0	0	0	4.9	
MISSOURI	01/02/21		1	0	0	.000	0	0	.000	0	0	.000	0	0	0	2.6	0	0	0	0	0	0	0	4.4	
at Tennessee	01/06/21		33	5	10	.500	3	6	.500	1	2	.500	0	9	9	3.2	2	0	1	0	0	0	14	5.3	
GEORGIA	01/09/21	*	25	5	10	.500	4	5	.800	1	2	.500	0	2	2	3.1	3	0	2	2	0	0	15	6.1	
at LSU	01/13/21	*	22	1	8	.125	0	4	.000	0	0	.000	3	4	7	3.4	1	0	1	1	0	1	2	5.8	
Totals			3	219	26	71	.366	16	46	.348	7	11	.636	9	35	44	3.4	14	0	14	9	2	3	75	5.5

VANCE JACKSON JR. CAREER STATISTICS																			
Year	GP	GS	Min	Avg	FG	FGA	Pct	3FG	3FGA	Pct	FT	FTA	Pct	Off	Def	Tot	Avg	PF	FO
2016-17 (UConn)	32	21	835	26.1	79	193	.409	50	126	.397	50	74	.676	22	101	123	3.8	74	2
2017-18 - REDSHIRTED																			
2018-19 (UNM)	32	16	887	27.8	137	338	.405	57	172	.331	89	137	.650	42	182	224	7.0	60	1
2019-20 (UNM)	28	28	756	27.1	101	224	.414	50	146	.342	60	84	.714	34	113	147	5.3	51	0
2020-21 (ARK)	13	3	219	16.8	26	71	.366	16	46	.348	7	11	.636	9	35	44	3.4	14	0
TOTAL	105	68	2697	25.7	343	826	.415	173	490	.353	206	306	.673	107	431	538	5.1	199	3

- Born Aug. 20, 1997 in Pasadena, Calif. Parents: Desiree Temple and Vance Jackson Sr.
- Graduated from New Mexico - Spring of 2020, B.A. in interpersonal communication
- Pursuing his master's in adult and lifelong learning at the University of Arkansas.
- If he could have played with any former Razorback, it would have been Joe Johnson.

DOUBLE-DOUBLES (8)

SOPHOMORE (5)

11/13/18 • IONA	18 pts	12 reb
01/05/19 • NEVADA	18 pts	10 reb
01/12/19 • at Colorado State	18 pts	12 reb
01/19/19 • WYOMING	13 pts	10 reb
03/09/19 • at Wyoming	13 pts	11 reb

JUNIOR (3)

01/01/20 • at San Jose State	% 25 pts	13 reb
01/07/20 • FRESNO STATE	% 29 pts	13 reb
03/04/20 • vs San Jose State	26 pts	12 reb

% - consecutive games

Scored 1,000th Pt and Grabbed 500th Reb vs Miss Valley State (12/25/20)

- Led his team in Pts: 13
- Led his team in Rebs: 5
- CAREER: Double-figure Pts: 54
- 20-pt gms: 8
- Gms with 3+ 3PT FG: 28
- Double-figure Rebs: 5

PERSONAL BESTS

POINTS

Season: 15 (2x)	last vs Georgia (01/09/21)
Career: 30	vs Fresno State (02/02/19)
SEC: 15	vs Georgia (01/09/21)

FG MADE

Season: 6	vs Georgia (01/09/21)
Career: 9 (3x)	last vs San Jose St (03/04/20)
SEC: 6	vs Georgia (01/09/21)

FG ATTEMPTED

Season: 10 (2x)	last vs Georgia (01/09/21)
Career: 16 (2x)	last vs San Jose St (03/04/20)
SEC: 10 (2x)	last vs Georgia (01/09/21)

3-POINT FG MADE

Season: 4 (2x)	vs Georgia (01/09/21)
Career: 6 (2x)	last vs Wyoming (02/08/20)
SEC: 4	vs Georgia (01/09/21)

3-PT FG ATTEMPTS

Season: 6 (2x)	at Tennessee (01/06/21)
Career: 11 (2x)	last at Air Force (02/26/20)
SEC: 6	at Tennessee (01/06/21)

FT MADE

Season: 2 (2x)	last vs Oral Roberts (12/20/20)
Career: 10	vs Fresno State (02/02/19)
SEC: 1 (2x)	last vs Georgia (01/09/21)

FT ATTEMPTED

Season: 4	vs Oral Roberts (12/20/20)
Career: 11	vs Fresno State (02/02/19)
SEC: 2 (2x)	last vs Georgia (01/09/21)

REBOUNDS

Season: 9	at Tennessee (01/06/21)
Career: 13 (2x)	vs Fresno State (01/07/20)
SEC: 9	at Tennessee (01/06/21)

ASSISTS

Season: 2 (4x)	last vs Georgia (01/09/21)
Career: 7	vs Nevada (01/05/19)
SEC: 2	vs Georgia (01/09/21)

STEALS

Season: 1 (3x)	last at LSU (01/13/21)
Career: 4	vs Wyoming (03/13/19)
SEC: -	

BLOCKED SHOTS

Season: 2	vs Abilene Christian (12/22/20)
Career: 2 (3x)	last vs Abilene Christian (12/20/20)
SEC: -	

MINUTES

Season: 33:25	at Tennessee (01/06/21)
Career: 37:30	vs Utah State (03/05/20)
SEC: 33:25	at Tennessee (01/06/21)



DESI SILLS

Jr. | 6 | 6-2 | 200

Jonesboro, Ark | Jonesboro HS



@desisills3



@desisills3

3

- Born Dec. 29, 1998 in Jonesboro
- Parents: Desi and Shawna Sills
- 1 of 3 Hogs to play all 66 UA games over the last 2 yrs (w/ Adrio Bailey & Jalen Harris)
- "I have to be honest, I have to thank the quarantine because I fell out of love, the enjoyment of the game. I fell back in love with the game, the process and the grind."

MADE THE DEPARTMENT'S HONOR ROLL (GPA BETWEEN 3.0-3.49) FOR FALL 2020

- Voted Preseason All-SEC second team by the league's coaches

- Leads the team in total steals (21).
- Leads the team in deflections with 67.

2020-21 HIGHLIGHTS:

- Scored 19 in the season opener, tying career high for FG made, going 8-of-10 from the field (2-of-3 3PT) ... Scored 12 in the second half, including seven to start the period as Arkansas out-scored MVSU 16-0 over the first 2:56 minutes.
- Had 14 versus North Texas, going 5-of-8 at the free throw line.
- Tied a career high with four steals versus UT Arlington.
- Had his best career assist-to-turnover game versus Southern with five helpers and zero turnovers ... Added 11 points (3-of-5

from 3-point range).

- Posted his **first career Double-Double** versus Oral Roberts with 16 points and a **career-high 10 rebounds** ... Added two assists, a steal and a blocked shot ... Led the team in Plus/Minus (+18).
- Had 18 versus Abilene Christian, including 16 in the first half as Arkansas raced out to a 22-point lead in the period ... Added two assists and two steals.
- Scored a **career-high 23 points** at Auburn, making 4-of-5 from 3-point range ... Also led th team (tied) with six rebounds, including four on offense.
- Broke a mini slump by scoring 14 at LSU, including 12 in the second half to help Arkansas outscore the Tigers in the period.



DOUBLE-DOUBLES (1)

JUNIOR (1)
12/20/20 • ORAL ROBERTS 16 pts 10 reb

• Led the Razorbacks in Pts:.....	3
• Led the Razorbacks in Rebs:.....	3
• CAREER: Double-figure Pts:.....	29
20-pt gms:.....	4
Gms with a 3PT FG:.....	44
Gms with 3+ 3PT FG:.....	13
Gms with 5+ Assists:.....	5
Gms with Double-Digit Rebs.....	1

PERSONAL BESTS

POINTS

Season: 23 at Auburn (12/30/20)
Career: 23 at Auburn (12/30/20)
SEC: 23 at Auburn (12/30/20)

FG MADE

Season: 8 (2x) at Auburn (12/30/20)
Career: 8 (3x) last at Auburn (12/30/20)
SEC: 8 (2x) last at Auburn (12/30/20)

FG ATTEMPTED

Season: 15 at Auburn (12/30/20)
Career: 15 (3x) last at Auburn (12/30/20)
SEC: 15 at Auburn (12/30/20)

3-POINT FG MADE

Season: 4 at Auburn (12/30/20)
Career: 5 vs Vanderbilt (03/11/20)
SEC: 4 (3x) last at Auburn (12/30/20)

3-PT FG ATTEMPTS

Season: 7 at Auburn (12/30/20)
Career: 8 (2x) last at Tennessee (02/11/20)
SEC: 8 at Tennessee (02/11/20)

FT MADE

Season: 6 vs Abilene Christian (12/22/20)
Career: 6 vs Abilene Christian (12/22/20)
SEC: 5 (3x) last at Tennessee (02/11/20)

FT ATTEMPTED

Season: 7 vs Abilene Christian (12/20/20)
Career: 8 (4x) last vs LSU (03/04/20)
SEC: 8 (4x) last vs LSU (03/04/20)

REBOUNDS

Season: 10 vs Oral Roberts (12/20/20)
Career: 10 vs Oral Roberts (12/20/20)
SEC: 7 vs Vanderbilt (01/15/20)

ASSISTS

Season: 5 Southern (12/09/20)
Career: 6 vs FIU (12/01/18)
SEC: 5 vs LSU (01/12/19)

STEALS

Season: 4 vs UT Arlington (12/02/20)
Career: 4 (2x) last vs UT Arlington (12/02/20)
SEC: 4 vs Auburn (02/04/20)

BLOCKED SHOTS

Season: 1 (4x) last at Auburn (12/30/20)
Career: 1 (8x) last at Auburn (12/30/20)
SEC: 1 at Auburn (12/30/20)

MINUTES

Season: 37:26 vs Missouri (01/02/21)
Career: 40:50 vs Auburn (02/04/20)
SEC: 40:50 vs Auburn (02/04/20)

DESI SILLS 2020-21 GAME STATS

Opponent	Date	GS	Min	FG	FGA	Pct	3FG	3A	Pct	FT	FTA	Pct	O	D	Tot	Avg	PF	FO	A	TO	Blk	Stl	Pts	Avg
MISSISSIPPI VALLEY	11/25/20	*	19	8	10	.800	2	3	.667	1	1	1.000	1	1	2	2.0	0	0	2	0	0	3	19	19.0
NORTH TEXAS	11/28/20	*	36	4	7	.571	1	3	.333	5	8	.625	0	3	3	2.5	2	0	1	5	0	1	14	16.5
UT ARLINGTON	12/02/20	*	31	1	6	.167	0	3	.000	1	2	.500	1	2	3	2.7	2	0	2	1	0	4	3	12.0
LIPSCOMB	12/05/20	*	13	2	4	.500	1	2	.500	1	2	.500	0	4	4	3.0	0	0	2	0	0	0	6	10.5
SOUTHERN U.	12/09/20	*	21	4	7	.571	3	5	.600	0	1	.000	0	3	3	3.0	0	0	5	0	1	1	11	10.6
CENTRAL ARKANSAS	12/12/20	*	30	7	12	.583	1	3	.333	2	3	.667	2	1	3	3.0	4	0	4	2	1	3	17	11.7
ORAL ROBERTS	12/20/20	*	34	6	13	.462	1	4	.250	3	4	.750	4	6	10	4.0	3	0	2	1	1	1	16	12.3
ABILENE CHRISTIAN	12/22/20	*	27	5	11	.455	2	6	.333	6	7	.857	0	3	3	3.9	4	0	2	2	0	2	18	13.0
at Auburn	12/30/20	*	35	8	15	.533	4	7	.571	3	6	.500	4	2	6	4.1	0	0	2	2	1	2	23	14.1
MISSOURI	01/02/21	*	37	1	10	.100	0	4	.000	4	6	.667	1	3	4	4.1	3	0	2	0	0	3	6	13.3
at Tennessee	01/06/21	*	18	0	1	.000	0	1	.000	0	0	.000	2	0	2	3.9	2	0	0	3	0	0	0	12.1
GEORGIA	01/09/21	*	23	3	8	.375	1	2	.500	1	1	1.000	0	5	5	4.0	3	0	2	1	0	1	8	11.8
at LSU	01/13/21	*	29	4	8	.500	2	5	.400	4	4	1.000	0	4	4	4.0	2	0	0	0	0	0	14	11.9
Totals		11	353	53	112	.473	18	48	.375	31	45	.689	15	37	52	4.0	25	0	26	17	4	21	155	11.9

DESI SILLS CAREER STATISTICS

Year	GP	GS	Min	Avg	FG	FGA	Pct	3FG	3FGA	Pct	FT	FTA	Pct	Off	Def	Tot	Avg	PF	FO	Asst	TO	Blk	Stl	Pts	Avg
2018-19	34	8	576	16.9	55	125	.440	29	63	.460	40	57	.702	12	31	43	1.3	68	2	58	53	0	21	179	5.3
2019-20	32	24	997	31.2	117	275	.425	47	143	.329	59	91	.648	20	75	95	3.0	96	4	39	44	5	30	340	10.6
2020-21	13	11	353	27.2	53	112	.473	18	48	.375	31	45	.689	15	37	52	4.0	25	0	26	17	4	21	155	11.9
TOTAL	79	43	1926	24.4	225	512	.439	94	254	.370	130	193	.674	47	143	190	2.4	189	6	123	114	9	72	674	8.5



DAVONTE "DEVO" DAVIS

G / Fr. | 6-3 | 180

Jacksonville, Ark. | Jacksonville HS

4

@MrDevoBuckets

@devofor3

•MADE THE DEPARTMENT'S HONOR ROLL (GPA BETWEEN 3.0-3.49) FOR FALL 2020

- Won the dunk contest during the team's Red-White game.
- High energy guy ... Praised for his ability to get loose balls and offensive rebound ... Has a knack for scoring in the lane and off the bounce.
- After a strong performance at Auburn (combined with the injury to Justin Smith), earned his first career start versus Missouri ... Also started versus Georgia.
- **Led the team with 10 deflections at Auburn, nine versus Missouri and nine at LSU ... Added 10 vs Georgia.**
- **Had a Plus-Minus of +15 at LSU and is third on the team with Plus-Minus Per 40 minutes of +24.47**

2020-21 HIGHLIGHTS

- Scored five points with three rebounds and two assists in his collegiate debut vs Mississippi Valley State.
- Added four points and three boards versus Lipscomb.
- Led the team with 14 points versus Southern, adding seven rebounds in 16:20 minutes played ... Made his first career triple and was 3-of-3 at the free throw line.
- Sparked Arkansas with his play off the bench versus Oral Roberts ... 1 of 4 players with a Plus-Minus in double figures (+10).
- Saw playing time increase at Auburn due to Justin Smith injury ... Made four "game-winning" plays during a decisive 10-0 run to help secure win: **PLAY 1:** With Arkansas up two, 76-74, tipped a loose rebound to Connor Vanover that led to two free throws by Moses Moody ... **PLAY 2:** With Arkansas up four, 78-74, got the offensive rebound off Desi Sills FT miss that led to a JD Notae layup ... **PLAY 3:** With Arkansas now up six, 80-74, made a steal in what **ESPN analyst Jimmy Dykes called "the best defensive play of the year."** The steal led to a fastbreak and two made free throws by Connor Vanover ... **PLAY 4:** With Arkansas now up eight, 82-74, sank a jumper from the left elbow as the shot clock was winding down to cap the 10-0 run.
- In his first career start (vs Missouri Jan. 2), had four rebounds and a career-high three steals.
- Was impressive on both ends of the floor in the win over Georgia ... Scored a **season-high 20 points** with seven rebounds, six assists and two steals ... Also did a good job guarding UGA point guard Sahvir Wheeler ... Had 10 deflections and tied Moses Moody with a Plus-Minus of +33 for the game.

- Born Sept. 24, 2001 in Jacksonville
- Mother: Terrie Davis / Grandmother Yvette Davis
- Consensus 4-star ... 2020 ADG Player of the Year ... 4x first team All-State
- Wants to open a zoo to educate people about animals ... biggest hobby is fishing.
- His dream team: LeBron James, Paul George, Kevin Garnett and Giannis Antetokounmpo

• Led the Razorbacks in Pts:.....	1
• Led the Razorbacks in Rebs:	-
• CAREER: Double-figure Pts:.....	2
20-pt gms:.....	1
Gms with a 3PT FG:	2
Gms with 3+ 3PT FG:	-
Gms with 5+ Rebs:	2

DAVONTE DAVIS 2020-21 GAME STATS

Opponent	Date	GS	Min	FG	FGA	Pct	3FG	3A	Pct	FT	FTA	Pct	O	D	Tot	Avg	PF	FO	A	TO	Blk	Stl	Pts	Avg
MISSISSIPPI VALLEY	11/25/20	12		2	5	.400	0	1	.000	1	1	1.000	1	2	3	3.0	1	0	2	1	0	0	5	5.0
NORTH TEXAS	1/28/20	DNP																						
UT ARLINGTON	12/02/20	DNP																						
LIPSCOMB	12/05/20	15	2	2	1.000		0	0	.000	0	0	.000	2	1	3	3.0	2	0	1	1	0	1	4	4.5
SOUTHERN U.	12/09/20	16	5	8	.625	1	1	1.000		3	3	1.000	3	4	7	4.3	1	0	2	1	0	0	14	7.7
CENTRAL ARKANSAS	12/12/20	7	0	1	.000	0	0	.000	0	0	.000	0	1	1	3.5	0	0	0	0	0	0	0	0	5.8
ORAL ROBERTS	12/20/20	9	0	1	.000	0	0	.000	0	0	.000	0	1	1	3.0	3	0	2	1	0	1	0	4	4.6
ABILENE CHRISTIAN	12/22/20	5	0	1	.000	0	0	.000	0	0	.000	0	1	1	2.7	2	0	0	1	0	1	0	0	3.8
at Auburn	12/30/20	13	2	3	.667	0	0	.000	0	0	.000	1	0	1	2.4	0	0	1	0	0	2	4	3.9	
MISSOURI	01/02/21	* 20	2	6	.333	0	0	.000	0	2	.000	3	1	4	2.6	4	0	0	1	0	3	4	3.9	
at Tennessee	01/06/21	5	1	2	.500	0	0	.000	0	0	.000	0	0	0	2.3	1	0	0	1	0	1	2	3.7	
GEORGIA	01/09/21	* 37	9	14	.643	1	2	.500	1	1	1.000	1	6	7	2.8	4	0	6	3	0	2	20	5.3	
at LSU	01/13/21	* 27	1	11	.091	0	1	.000	2	3	.667	1	2	3	2.8	1	0	2	2	1	2	4	5.2	
Totals		3	166	24	54	.444	2	5	.400	7	10	.700	12	19	31	2.8	19	0	16	12	1	13	57	5.2

PERSONAL BESTS

POINTS	
Season: 20	vs Georgia (01/09/21)
SEC: 20	vs Georgia (01/09/21)
FG MADE	
Season: 9	vs Georgia (01/09/21)
SEC: 9	vs Georgia (01/09/21)
FG ATTEMPTED	
Season: 14	vs Georgia (01/09/21)
SEC: 14	vs Georgia (01/09/21)
3-POINT FG MADE	
Season: 1 (2x)	vs Georgia (01/09/21)
SEC: 1	vs Georgia (01/09/21)
3-PT FG ATTEMPTS	
Season: 2	vs Georgia (01/09/21)
SEC: 2	vs Georgia (01/09/21)
FT MADE	
Season: 3	vs Southern (12/09/20)
SEC: 1	vs Georgia (01/09/21)
FT ATTEMPTED	
Season: 3	vs Southern (12/09/20)
SEC: 2	vs Missouri (01/02/21)
REBOUNDS	
Season: 7 (2x)	last vs Georgia (01/09/21)
SEC: 7	vs Georgia (01/09/21)
ASSISTS	
Season: 6	vs Georgia (01/09/21)
SEC: 6	vs Georgia (01/09/21)
STEALS	
Season: 3	vs Missouri (01/02/21)
SEC: 3	vs Missouri (01/02/21)
BLOCKED SHOTS	
Season: 1	at LSU (01/13/21)
SEC: 1	at LSU (01/13/21)
MINUTES	
Season: 36:26	vs Georgia (01/09/21)
SEC: 36:26	vs Georgia (01/09/21)

DAVONTE DAVIS CAREER STATISTICS

Year	GP	GS	Min	Avg	FG	FGA	Pct	3FG	3FGA	Pct	FT	FTA	Pct	Off	Def	Tot	Avg	PF	FO	Asst	TO	Blk	Stl	Pts	Avg
2020-21	11	3	166	15.1	24	54	.444	2	5	.400	7	10	.700	12	19	31	2.8	19	0	16	12	1	13	57	5.2

Effort. Energy. Enthusiasm.

ONE
RAZORBACK

MOSES
MOODY

@moses_moody3
@moses.2m

5

6 | Fr. | 6-6 | 205

Little Rock, Ark. | Montverde (Fla.) Academy

- Born May 31, 2002 in Little Rock
- Parents: Kareem and Rona Moody
- Consensus 4-star ... MaxPreps HM All-American
- Among incoming Frosh: Rated 37th by 247Sports, 42nd by ESPN and 53rd by Rivals
- Serves on Arkansas Athletics' African American S-A Leadership Council and SAAC.

MADE THE AD'S HONOR ROLL (GPA BETWEEN 3.5-3.99) FOR FALL 2020

- Leads the team in scoring, second on the team in steals and third in rebounds.
- Has consecutive free throws made streaks of 15, 13 and 12 consecutive this season.
- Ranks 20th in the NCAA in FT Made (57) and 26th in FT Att (71).
- Scored in double figures in 12 of 13 games (only had 6 at UT) ... Only Razorback to make a 3-pointer in all 13.
- Named SEC Freshman of the Week and College Sports Madness SEC Player of the Week (Dec. 7).
- Second the team in Plus-Minus at +207.

2020-21 HIGHLIGHTS

- Scored 19 in his collegiate debut — making 9-of-10 from the free throw line ... Added three steals.
- Went 6-of-6 at the free throw line to score 11 points, adding three steals, versus North Texas.
- Named SEC Freshman of the Week / College Sports Madness SEC Player of the Week (Dec. 7) ... Averaged 21 points, 8.5 rebounds and two assists in wins over UT Arlington and Lipscomb ... Made 70 percent of his shots from the field (14-of-20) — including 4-of-6 from 3-point range — while going 10-of-13 at the free throw line ... Had game highs with 24 points and nine rebounds versus UTA to become the first Razorback freshman since Bobby Portis in 2014 to have at least 24 and nine in a game ... Followed that with an 18-point, eight-rebound performance versus Lipscomb. Moody made 7-of-his-8 shots, including 2-of-3 from 3-point range, while adding three assists in just 24 minutes played.
- Stuffed the stat sheet versus Central Arkansas with 15 points, 7 rebounds, 3 assists, 2 steals and a blocked shot.
- Led all scorers with 21 in the Abilene Christian win, making a season-high three 3's ... Was 6-of-8 at the FT line with two assists and two blocked shots.
- Led the team (tied) with six rebounds at Auburn ... Scored 16 points, including two early 3-pointers to set the tone in the win.
- Recorded his first career double-double versus Mizzou (11/2) with 18 points and career-high 10 rebounds ... Made a career-high four 3-pointers.
- Bounced back from Tennessee game (six pts) to score a season-high 25 points in the win over Georgia ... Had a team-best and season-best 11 deflections and tied Davonte Davis with a team-best Plus-Minus of +33.
- Had 18 at LSU, including 13 in the second half to help Arkansas outscore the Tigers in the period ... Added six rebounds (four offensive).

MOODY IN THE SEC

- 2nd in FT Made (57)
- 2nd in Total Minutes (423:08)
- 2nd in FT Att (71)
- 3rd in Total Points (218)
- 4th in Total FG Made (68)
- 5th in Total FG Att (151)
- 7th in Total 3's Made (25)
- 7th in FT % (.803)
- 7th in Scoring (16.8)
- 8th in Off Rebs (2.46)
- 8th in 3PT FG Att (68)
- 8th in Minutes/Gm (32:33)
- 9th in FG% (.450)
- 9th in Total Steals (17)
- 9th in FG% (.450)
- 11th in Double-Doubles (1)
- 11th in Total Reb. (73)
- 14th in 3's Made/GM (1.92)
- 19th in Rebs/Gm (5.6)

- Moses Moody is 1 of 3 players in the SEC to average at least 15.0 points and 5.5 rebounds
- Moody is THE ONLY PLAYER IN THE SEC among the top 10 in scoring, FG% and FT% that also ranks among the SEC top 20 in rebounds (19th).
- IN FACT, MOODY IS THE ONLY PLAYER IN THE SEC SHOOTING AT LEAST 45% FG — 80% FT — 38% 3PT
- Moody is 1 of just 6 players in the SEC to rank among the SEC top 20 in BOTH scoring AND rebounding

DOUBLE-DOUBLES (1)

FROSH (1)
01/03/21 • MISSOURI 18 pts 10 reb

• Led the Razorbacks in Pts:4
• Led the Razorbacks in Rebs:3
• CAREER: Double-figure Pts:12
Double-figure Rebs:1
20-pt gms:3
Gms with a 3PT FG:13
Gms with 3+ 3PT FG:3
Gms with 3+ Steals:2
Gms with 5+ Rebs:7

"He Beat the Streets"

An excerpt from an original poem by Moses Moody first performed for his senior speech at Montverde Academy Feb. 20, 2020.

When you see me, what's your first impression?
Are you willing to learn this lesson or are you distracted by my complexion?
An impoverished black male making his way out of the streets
Is the equivalent to a flower blooming through the concrete.

Full video:

<https://www.youtube.com/watch?v=oUSnmc7XhNM>

PERSONAL BESTS

POINTS

Season: 25 vs Georgia (01/09/21)
SEC: 25 vs Georgia (01/09/21)

FG MADE

Season: 9 vs Georgia (01/09/21)
SEC: 9 vs Georgia (01/09/21)

FG ATTEMPTED

Season: 18 at LSU (01/13/21)
SEC: 18 at LSU (01/13/21)

3-POINT FG MADE

Season: 4 vs Missouri (01/02/21)
SEC: 4 vs Missouri (01/02/21)

3-PT FG ATTEMPTS

Season: 8 vs Missouri (01/02/21)
SEC: 8 vs Missouri (01/02/21)

FT MADE

Season: 9 vs Mississippi Valley State (11/25/20)
SEC: 6 (2x) last vs Missouri (01/02/21)

FT ATTEMPTED

Season: 10 (3x) last vs Missouri (01/02/21)
SEC: 10 vs Missouri (01/02/21)

REBOUNDS

Season: 10 vs Missouri (01/02/21)
SEC: 10 vs Missouri (01/02/21)

ASSISTS

Season: 3 (2x) last vs Central Arkansas (12/12/20)
SEC: 2 (2x) at LSU (01/13/21)

STEALS

Season: 3 (2x) last vs North Texas (11/28/20)
SEC: 2 (3x) last at LSU (01/13/21)

BLOCKED SHOTS

Season: 2 vs Abilene Christian (12/20/20)
SEC: 1 (2x) vs Georgia (01/09/21)

MINUTES

Season: 38:29 vs Missouri (01/02/21)
SEC: 38:29 vs Missouri (01/02/21)

MOSES MOODY 2020-21 GAME STATS

Opponent	Date	GS	Min	FG	FGA	Pct	3FG	3A	Pct	FT	FTA	Pct	O	D	Tot	Avg	PF	FO	A	TO	Blk	Stl	Pts	Avg	
MISSISSIPPI VALLEY	11/25/20	*	24	3	12	.250	1	6	.167	9	10	.900	2	1	3	3.0	3	0	2	0	0	3	16	16.0	
NORTH TEXAS	11/28/20	*	29	2	9	.222	1	4	.250	6	6	1.000	1	1	2	2.5	1	0	1	1	1	3	11	13.5	
UT ARLINGTON	12/02/20	*	32	7	12	.583	2	3	.667	8	10	.800	3	6	9	4.7	3	0	1	2	0	0	24	17.0	
LIPSCOMB	12/05/20	*	24	7	8	.875	2	3	.667	2	3	.667	3	5	8	5.5	2	0	3	1	0	1	18	17.3	
SOUTHERN U.	12/09/20	*	26	5	10	.500	2	4	.500	0	0	.000	3	2	5	5.4	1	0	2	2	1	0	12	16.2	
CENTRAL ARKANSAS	12/12/20	*	35	6	11	.545	3	7	.429	0	0	.000	0	7	7	5.7	1	0	3	1	1	2	15	16.0	
ORAL ROBERTS	12/20/20	*	28	7	12	.583	1	4	.250	3	6	.500	4	3	7	5.9	1	0	1	2	1	1	18	16.3	
ABILENE CHRISTIAN	12/22/20	*	37	6	10	.600	3	5	.600	6	8	.750	3	1	4	5.6	1	0	2	0	2	0	21	16.9	
at Auburn	12/30/20	*	39	4	11	.364	2	6	.333	6	6	1.000	2	4	6	5.7	2	0	1	2	0	2	16	16.8	
MISSOURI	01/02/21	*	39	4	15	.267	4	8	.500	6	10	.600	4	6	10	6.1	4	0	1	1	1	2	18	16.9	
at Tennessee	01/06/21	*	37	1	8	.125	1	4	.250	3	3	1.000	0	2	2	5.7	4	0	1	0	0	0	6	15.9	
GEORGIA	01/09/21	*	38	9	15	.600	2	6	.333	5	5	1.000	2	2	4	5.6	2	0	2	1	0	1	25	16.7	
at LSU	01/13/21	*	36	7	18	.389	1	5	.200	3	4	.750	5	1	6	5.6	4	0	2	3	0	2	18	16.8	
Totals			13	424	68	151	.450	25	65	.385	57	71	.803	32	41	73	5.6	29	0	22	16	7	17	218	16.8

MOSES MOODY CAREER STATISTICS

Year	GP	GS	Min	Avg	FG	FGA	Pct	3FG	3FGA	Pct	FT	FTA	Pct	Off	Def	Tot	Avg	PF	FO	Ass	TO	Blk	Stl	Pts	Avg
2020-21	13	13	424	32.6	68	151	.450	25	65	.385	57	71	.803	32	41	73	5.6	29	0	22	16	7	17	218	16.8

JAYLIN WILLIAMS

Fr. / F / 6-10 / 245

Fort Smith, Ark. / Northside HS



@Jay_MWilliams_



@thejaylinwilliams_

10

MADE THE DEPARTMENT'S HONOR ROLL (GPA BETWEEN 3.0-3.49) FOR FALL 2020

- Leads the team by taking eight of the team's 23 charges this season, including two each versus UT Arlington, Georgia and LSU.
- Earned his first career start at Tennessee.
- On a per 40-minute basis, averages 13.4 rebounds, 10.5 points and 2.4 blocked shots.

2020-21 HIGHLIGHTS

- Had a game-high **10 rebounds**, including eight defensively ... Just missed a double-double, scoring nine points (2-5 FG 2-4 3PT).
- Scored six points with seven rebounds, including six on the defensive end, versus Lipscomb..
- Had two rebounds and an assist in 4:20 played at Auburn.
- Saw extended time versus Missouri and responded with eight points and two blocked shots.
- Earned his first career start at Tennessee ... Scored six points on 3-of-3 shooting
- Came off the bench versus Georgia ... Only scored two points but impacted the game in other areas ... Led the team with nine rebounds (four offensive), took two charges and had two assists with a steal and a blocked shot.
- Tied a season-high by pulling down **10 rebounds at LSU**, scored seven points and added two steals ... Took two charges.

- Born June 29, 2002 in Fort Smith
- Consensus 4-star ... 2020 Gatorade Arkansas Player of the Year ... Top state prospect by 247
- Among incoming Frosh: Rated 56th by Rivals, 85th by 247Sports and 91st by ESPN
- If he could play with any former Razorback it would be Patrick Beverley or Corliss Williamson

• Led Razorbacks in Pts:	-
• Led Razorbacks in Rebs:	3
• CAREER: Double-figure Pts:	-
Double-figure Rebs:	2
20-pt gms:	-
Gms with a 3PT Made	3
Gms with 5+ Rebs:	4

JAYLIN WILLIAMS 2020-21 GAME STATS																			
Opponent	Date	GS	Min	FG	FGA	Pct	3FG	3A	Pct	FT	FTA	Pct	O	D	Tot	Avg	PF	FO	A
MISSISSIPPI VALLEY	11/25/20	20		3	5	.600	2	4	.500	1	1	1.000	2	8	10	10.0	0	0	1
NORTH TEXAS	1/28/20	DNP																	
UT ARLINGTON	12/02/20	12		0	0	.000	0	0	.000	0	0	.000	1	2	3	6.5	0	0	0
LIPSCOMB	12/05/20	18		2	5	.400	1	3	.333	1	1	1.000	1	6	7	6.7	4	0	1
SOUTHERN U.	12/09/20	13		0	1	.000	0	1	.000	0	2	.000	0	2	2	5.5	1	0	0
CENTRAL ARKANSAS	12/12/20	2		0	0	.000	0	0	.000	2	2	1.000	2	0	2	4.8	0	0	0
ORAL ROBERTS	12/20/20	DNP																	
ABILENE CHRISTIAN	12/22/20	4		0	0	.000	0	0	.000	0	0	.000	0	1	1	4.2	0	0	0
at Auburn	12/30/20	4		0	0	.000	0	0	.000	0	0	.000	1	1	2	3.9	2	0	0
MISSOURI	01/02/21	17		3	6	.500	1	4	.250	1	1	1.000	1	2	3	3.8	2	0	0
at Tennessee	01/06/21	*	14	3	3	1.000	0	0	.000	0	0	.000	0	2	2	3.6	2	0	4
GEORGIA	01/09/21	20		1	2	.500	0	0	.000	0	0	.000	4	5	9	4.1	3	0	2
at LSU	01/13/21	28		2	3	.667	0	0	.000	3	3	1.000	4	6	10	4.6	5	1	1
Totals		1	152	14	25	.560	4	12	.333	8	10	.800	16	35	51	4.6	19	1	6

PERSONAL BESTS	
POINTS	
Season: 9	vs Mississippi Valley State (11/25/20)
SEC: 8	vs Missouri (01/02/21)
FG MADE	
Season: 3 (3x)	last at Tennessee (01/06/21)
SEC: 3 (2x)	last at Tennessee (.1/06/21)
FG ATTEMPTED	
Season: 6	vs Missouri (01/02/21)
SEC: 6	vs Missouri (01/02/21)
3-POINT FG MADE	
Season: 2	vs Mississippi Valley State (11/25/20)
SEC: 1	vs Missouri (01/02/21)
3-PT FG ATTEMPTS	
Season: 4 (2x)	last vs Missouri (01/02/21)
SEC: 4	vs Missouri (01/02/21)
FT MADE	
Season: 3	at LSU (01/13/21)
SEC: 3	at LSU (01/13/21)
FT ATTEMPTED	
Season: 3	at LSU (01/13/21)
SEC: 3	at LSU (01/13/21)
REBOUNDS	
Season: 10 (2x)	last at LSU (01/13/21)
SEC: 10	at LSU (01/13/21)
ASSISTS	
Season: 2	vs Georgia (01/09/21)
SEC: 2	vs Georgia (01/09/21)
STEALS	
Season: 2	at LSU (01/13/21)
SEC: 2	at LSU (01/13/21)
BLOCKED SHOTS	
Season: 2 (2x)	last vs Missouri (01/02/21)
SEC: 2	vs Missouri (01/02/21)
MINUTES	
Season: 27:52	at LSU (01/13/21)
SEC: 27:52	at LSU (01/13/21)

JAYLIN WILLIAMS CAREER STATISTICS																			
Year	GP	GS	Min	Avg	FG	FGA	Pct	3FG	3FGA	Pct	FT	FTA	Pct	Off	Def	Tot	Avg	PF	FO
2020-21	11	1	152	13.8	14	25	.560	4	12	.333	8	10	.800	16	35	51	4.6	19	1

JALEN
TATE

Gr.Sr. | 6 | 6-6 | 175

Pickerington, Ohio /
Northern Kentucky

11

@jalen_tate11

- Born June 18, 1998 in Toledo, Ohio
- Parents: Jermaine and Jenice Tate
- Graduated from Northern Kentucky - Spring of 2020 - B.A. in organizational leadership
- Pursuing his master's in adult and lifelong learning at the University of Arkansas
- If he could play with any former Razorback it would be Patrick Beverley.

- Rated the 5th-best Graduate Transfer in the Nation by NBCSports.com — 8th-best by 247Sports.com.
- Scored 950 points at NKU and finished in the NKU top 20 for career assists (285), steals (129) and blocked shots (53) ...
- Horizon League Defensive Player of the Year (2020) — 3x Horizon League All-Defensive Team (2018, 2019, 2020) — All-Horizon League Third Team (2020) — Horizon League Tournament MVP (2020) — 2x Horizon League All-Tournament Team (2019, 2020) — Horizon League All-Freshman Team (2018).
- Praised by Coach Musselman for his leadership on the floor and in huddles ... Usually assigned to defend the opponent's best offensive player.
- Second on the team by taking five charges this season.
- Ranks 4th in the SEC in assists (4.5) and is 4th in assist-turnover ratio (1.79)
- Has 1,000-plus career points — 300-plus career assists — 7 rebounds from 400.
- Has two double-doubles this year (UCA and UGA) ... He had a combined 21 assists with one turnover in the two games.
- Has made a 3-pointer in four straight games ... Has made more 3's this year (11) than he did all of last season (8) on 14 fewer attempts.

2020-21 HIGHLIGHTS:

- Only played 17 minutes in the opener, but had 12 points, six assists, five rebounds and a steal.
- Scored just two points versus North Texas, but was praised by Coach Muss for his play in the win ... Namely, shutdown reigning C-USA Player of the Year Javon Hamlet to just 1-of-4 shooting from the field (0-0 from 3-point range) in 30 minutes.
- Stuffed the stat sheet versus UTA with 14 points, six rebounds, four assists, a steal and a blocked shot ... Also had the team's best plus/minus at +17.
- Tallied his third career double-double — first in points and assist — versus Central Arkansas with 17 points and a career-high 11 assists .. Had zero turnovers.
- Only played 27 minutes versus Abilene Christian, missing the final 10 minutes due to an ankle injury ... Had seven rebounds and five assists before exiting.
- Scored 12 at Auburn (5-of-8 FG) with three rebounds and four assists.
- Had 15 points (7-of-11 shooting), six assists and five rebounds at Tennessee.
- For the second-straight game, had 15 points but added 10 assists versus Georgia for his second double-double of the year ... Only committed one turnover in his 35 minutes played with two steals and four rebounds.

JALEN TATE 2020-21 GAME STATS

Opponent	Date	GS	Min	FG	FGA	Pct	3FG	3A	Pct	FT	FTA	Pct	O	D	Tot	Avg	PF	FO	A	TO	Blk	Stl	Pts	Avg	
MISSISSIPPI VALLEY	11/25/20	*	17	4	7	.571	2	3	.667	2	3	.667	1	4	5	5.0	3	0	6	2	0	1	12	12.0	
NORTH TEXAS	11/28/20	*	26	1	5	.200	0	0	.000	0	0	.000	2	2	4	4.5	4	0	2	3	0	1	2	7.0	
UT ARLINGTON	12/02/20	*	33	6	12	.500	1	3	.333	1	1	1.000	3	3	6	5.0	2	0	4	1	1	1	14	9.3	
LIPSCOMB	12/05/20	*	13	3	4	.750	0	0	.000	0	0	.000	1	3	4	4.8	3	0	3	2	1	0	6	8.5	
SOUTHERN U.	12/09/20	*	25	5	9	.556	1	4	.250	1	2	.500	0	4	4	4.6	1	0	2	2	0	2	12	9.2	
CENTRAL ARKANSAS	12/12/20	*	30	6	8	.750	3	5	.600	2	2	1.000	0	1	1	4.0	1	0	11	0	1	1	17	10.5	
ORAL ROBERTS	12/20/20	*	39	4	10	.400	0	1	.000	0	0	.000	3	3	6	4.3	4	0	4	5	0	1	8	10.1	
ABILENE CHRISTIAN	12/22/20	*	26	3	8	.375	0	2	.000	2	4	.500	5	2	7	4.6	2	0	5	4	0	1	8	9.9	
at Auburn	12/30/20	*	29	5	8	.625	0	1	.000	2	2	1.000	0	3	3	4.4	4	0	4	2	0	2	12	10.1	
MISSOURI	01/02/21	*	30	3	5	.600	1	3	.333	1	2	.500	0	1	1	4.1	5	1	1	1	0	0	8	9.9	
at Tennessee	01/06/21	*	30	7	11	.636	1	2	.500	0	1	.000	0	5	5	4.2	4	0	6	6	0	1	15	10.4	
GEORGIA	01/09/21	*	35	5	10	.500	1	2	.500	4	5	.800	1	3	4	4.2	2	0	10	1	0	2	15	10.8	
at LSU	01/13/21	*	21	2	5	.400	1	4	.250	1	2	.500	0	1	1	3.9	2	0	1	4	0	0	6	10.4	
Totals			13	354	54	102	.529	11	30	.367	16	24	.667	16	35	51	3.9	37	1	59	33	3	13	135	10.4

DOUBLE-DOUBLES (4)

SOPHOMORE	(1)
01/26/19 • MILWAUKEE	13 pts 10 reb
JUNIOR	(1)
01/31/20 • at Green Bay	17 pts 12 reb
SENIOR	(2)
12/20/20 • CENTRAL ARKANSAS	17 pts 11 ast
01/09/21 • GEORGIA	15 pts 10 ast

- Dished 300th career assist vs LIP (12/05/20)
- Scored 1,000th career point vs UCA (12/20)
- 7 rebs to 400
- Led his team in Pts: 12
- Led his team in Rebs: 6
- CAREER: Double-figure Pts: 53
- 20-pt gms: 6
- Gms with 5+ Assists: 25
- Gms with 3+ Steals: 11

PERSONAL BESTS

POINTS	
Season: 17	vs Central Arkansas (12/20/20)
Career: 31	vs IUPUI (02/14/20)
SEC: 15 (2x)	vs Georgia (01/09/21)

FG MADE	
Season: 7	at Tennessee (01/06/21)
Career: 11	at Green Bay (02/14/20)
SEC: 7	at Tennessee (01/06/21)

FG ATTEMPTED	
Season: 12	vs UT Arlington (12/02/20)
Career: 19	at Green Bay (02/14/20)
SEC: 11	at Tennessee (01/06/21)

3-PT FG MADE	
Season: 3	vs Central Arkansas (12/20/20)
Career: 4	at Green Bay (02/14/20)
SEC: 1 (4x)	last at LSU (01/13/21)

3-PT FG ATT	
Season: 5	vs Central Arkansas (12/20/20)
Career: 5 (2x)	last vs Central Arkansas (12/20/20)
SEC: 3	vs Missouri (01/02/21)

FT MADE	
Season: 4	vs Georgia (01/09/21)
Career: 10	vs Green Bay (03/09/20)
SEC: 4	vs Georgia (01/09/21)

FT ATTEMPTED	
Season: 5	vs Georgia (01/09/21)
Career: 15	vs Green Bay (03/09/20)
SEC: 5	vs Georgia (01/09/21)

REBOUNDS	
Season: 7	vs Abilene Christian (12/22/20)
Career: 12	at Green Bay (01/31/20)
SEC: 4	vs Georgia (01/09/21)

ASSISTS	
Season: 11	vs Central Arkansas (12/20/20)
Career: 11	vs Central Arkansas (12/20/20)
SEC: 10	vs Georgia (01/09/21)

STEALS	
Season: 2 (3x)	last vs Georgia (01/09/21)
Career: 6	vs IUPUI (02/14/20)
SEC: 2 (2x)	last vs Georgia (01/09/21)

BLOCKED SHOTS	
Season: 1 (3x)	last vs Central Arkansas (12/20/20)
Career: 3 (3x)	last at Detroit Mercy (01/05/19)
SEC: -	

MINUTES	
Season: 34:06	vs Georgia (01/09/21)
Career: 36 (3x)	last vs Texas Tech (03/22/19)
SEC: 34:06	vs Georgia (01/09/21)

* - Granted medical redshirt in 2016-17 due to injury

JALEN TATE CAREER STATISTICS

Year	GP	GS	Min	Avg	FG	FGA	Pct	3FG	3FGA	Pct	FT	FTA	Pct	Off	Def	Tot	Avg	PF	FO	Ass	TO	Blk	Stl	Pts	Avg
2016-17 (NKU)*	8	8	150	18.8	14	34	.418	1	10	.100	8	24	.333	4	12	16	2.0	24	1	13	10	2	7	37	4.6
2017-18 (NKU)	32	31	731	22.8	71	151	.470	6	28	.214	35	55	.634	9	63	72	2.3	102	3	65	37	19	44	183	5.7
2018-19 (NKU)	31	23	837	27.0	159	295	.539	24	59	.407	83	136	.610	30	106	136	4.4	92	1	128	76	21	37	425	13.7
2019-20 (NKU)	22	20	666	30.3	112	231	.485	8	44	.182	73	108	.676	34	84	118	5.4	66	1	79	60	11	41	305	13.9
2020-21 (ARK)	13	13	354	27.2	54	102	.529	11	30	.367	16	24	.667	16	35	51	3.9	37	1	59	33	3	13	135	10.4
TOTAL	106	95	2738	25.8	410	813	.504	50	171	.292	215	347	.620	93	300	393	3.7	321	7	344	216	56	142	1085	10.2

KHALEN "KK" ROBINSON

Fr. | 6 | 6-0 | 175

Little Rock, Ark. | Oak Hill Academy

12

@onekrob2

@khal2n

•MADE THE DEPARTMENT'S HONOR ROLL (GPA BETWEEN 3.0-3.49) FOR FALL 2020

Had surgery to repair a one fracture on his right foot on Jan. 10, 2021 ... Will be out for rest of the season (at least four months)

2020-21 HIGHLIGHTS

• Scored 15 in collegiate debut (5-8 FG • 3-5 3PT) with three assists, three rebounds and a steal.

- Born Aug. 7, 2001 in Little Rock
- Parents: Kelvin and Rheagan Robinson
- Consensus 4-star ... 3x first team All-State (2x in Ark. and once in Va.)
- Among incoming Frosh: Rated 36th by 247Sports, 62nd by Rivals and 79th by ESPN
- If he could play with any former Razorback it would be Daniel Gafford

• **CAREER:** Double-figure Pts:.....1
20-pt gms:.....-
Gms with a 3PT FG:.....2
Gms with 3+ 3PT FG:.....1
Gms with 3+ Assists:.....1

KHALEN ROBINSON 2020-21 GAME STATS																			
Opponent	Date	GS	Min	FG	FGA	Pct	3FG	3A	Pct	FT	FTA	Pct	O	D	Tot	Avg	PF	FO	A
MISSISSIPPI VALLEY	11/25/20	18	5	8	.625	3	5	.600	2	2	1.000	0	2	2	2.0	0	0	3	1
NORTH TEXAS	11/28/20	6	0	1	.000	0	1	.000	2	2	1.000	0	0	0	1.0	1	0	0	0
UT ARLINGTON	12/02/20	13	1	1	1.000	1	1	1.000	0	0	.000	0	0	0	0.7	5	1	1	0
LIPSCOMB	12/05/20	21	2	6	.333	1	3	.333	0	0	.000	0	2	2	1.0	3	0	4	0
SOUTHERN U.	12/09/20	14	0	4	.000	0	2	.000	1	2	.500	0	2	2	1.2	1	0	1	2
CENTRAL ARKANSAS	12/12/20	2	0	0	.000	0	0	.000	0	0	.000	0	0	0	1.0	0	0	0	1
ORAL ROBERTS	12/20/20	2	0	0	.000	0	0	.000	0	0	.000	0	1	1	1.0	2	0	0	1
ABILENE CHRISTIAN	12/22/20	7	1	1	1.000	0	0	.000	1	2	.500	0	1	1	1.0	0	0	1	1
at Auburn	12/30/20	2	0	0	.000	0	0	.000	0	0	.000	0	0	0	0.9	1	0	0	0
MISSOURI	01/02/21	2	0	0	.000	0	0	.000	0	0	.000	0	0	0	0.8	1	0	0	0
at Tennessee	01/06/21	5	0	0	.000	0	0	.000	0	0	.000	0	2	2	0.9	2	0	1	1
GEORGIA	01/09/21	DNP-Inj																	
at LSU	01/13/21	DNP-Inj																	
Totals		0	92	9	21	.429	5	12	.417	6	8	.750	0	10	10	0.9	16	1	11

PERSONAL BESTS

POINTS	
Season: 15	vs Mississippi Valley State (11/25/20)
SEC: -	
FG MADE	
Season: 5	vs Mississippi Valley State (11/25/20)
SEC: -	
FG ATTEMPTED	
Season: 8	vs Mississippi Valley State (11/25/20)
SEC: -	
3-POINT FG MADE	
Season: 3	vs Mississippi Valley State (11/25/20)
SEC: -	
3-PT FG ATTEMPTS	
Season: 5	vs Mississippi Valley State (11/25/20)
SEC: -	
FT MADE	
Season: 2 (2x)	last vs North Texas (11/28/20)
SEC: -	
FT ATTEMPTED	
Season: 2 (3x)	last vs Southern (12/09/20)
SEC: -	
REBOUNDS	
Season: 3	vs Lipscomb (12/05/20)
SEC: 2	at Tennessee (01/06/21)
ASSISTS	
Season: 4	vs Lipscomb (12/05/20)
SEC: 1	at Tennessee (01/06/21)
STEALS	
Season: 1	vs Mississippi Valley State (11/25/20)
SEC: -	
BLOCKED SHOTS	
Season: 1	vs Oral Roberts (12/20/20)
SEC: -	
MINUTES	
Season: 20:36	vs Mississippi Valley State (11/25/20)
SEC: 4:52	at Tennessee (01/06/21)

KHALEN ROBINSON CAREER STATISTICS

Year	GP	GS	Min	Avg	FG	FGA	Pct	3FG	3FGA	Pct	FT	FTA	Pct	Off	Def	Tot	Avg	PF	FO	Ass	TO	Blk	Stl	Pts	Avg
2020-21	11	0	92	8.4	9	21	.429	5	12	.417	6	8	.750	0	10	10	0.9	16	1	11	6	1	3	29	2.6

ABAYOMI "BAYBE" IYIOLAR-Jr. / F / 6-9 / 230
Atlanta, Ga. / Stetson Univ.

@abosticall

baybe_iyiola

- Had knee (right) surgery in the summer ... Began practicing with the team on Dec. 26.

- Played two seasons at Stetson University, transferring to Arkansas for the 2019-20 season ... Originally from Nigeria but played all four years of high school at Greenforest Academy ... Led the Hatters in both scoring (10.8 avg.) and rebounding (7.6 avg.) in 2018-19 and was named to the 2018 ASUN All-Freshman team.

- Born: Jan. 20, 1998 in Ibadan, Nigeria
- Parents: Son of Lasisi and Alirat Iyiola
- Pronounced **ah-BAH-yum-Mee EE-EE-oh-la ... Goes by Baybe (pronounced Bay-bey)**
- In 2 yrs at Stetson, led the Hatters in scoring 10x and rebounding 38x
- Member of SAAC ... Had knee surgery in summer of 2020 and will be out until Jan. 2021

- 66 rebs to 400
- Led his team in Pts: 10
- Led his team in Rebs: 38
- CAREER: Double-figure Pts: 33
- 20-pt gms: 3
- Double-figure Rebs: 14
- Games with 3+ Blks: 3

DOUBLE-DOUBLES (12)

SOPHOMORE (8)			
11/11/18 • at Missouri State	14 pts	11 reb	
11/23/18 • VMI	^ 12 pts	13 reb	
11/26/18 • at Bethune-Cookman	^ 16 pts	10 reb	
12/05/18 • Western Illinois	22 pts	11 reb	
01/27/19 • Lipscomb	12 pts	10 reb	
02/02/19 • Kennesaw State	^ 15 pts	11 reb	
02/05/19 • at Liberty	^ 16 pts	12 reb	
02/26/19 • at North Florida	16 pts	13 reb	
^ - back-to-back games			

FRESHMAN (4)			
11/10/17 • Webber International	21 pts	13 reb	
01/13/18 • USC Upstate	12 pts	11 reb	
02/10/18 • at NJIT	12 pts	11 reb	
02/26/18 • at Lipscomb	18 pts	10 reb	

ABAYOMI IYIOLA 2020-21 GAME STATS

Opponent	Date	GS	Min	FG	FGA	Pct	3FG	3A	Pct	FT	FTA	Pct	O	D	Tot	Avg	PF	FO	A	TO	Blk	Stl	Pts	Avg
MISSISSIPPI VALLEY	11/25/20	DNP-Inj																						
NORTH TEXAS	1/28/20	DNP-Inj																						
UT ARLINGTON	12/02/20	DNP-Inj																						
LIPSCOMB	12/05/20	DNP-Inj																						
SOUTHERN U.	12/09/20	DNP-Inj																						
CENTRAL ARKANSAS	12/12/20	DNP-Inj																						
ORAL ROBERTS	12/20/20	DNP-Inj																						
ABILENE CHRISTIAN	12/22/20	DNP-Inj																						
at Auburn	12/30/20	DNP-Inj																						
MISSOURI	01/02/21	DNP-Inj																						
at Tennessee	01/06/21	DNP-Inj																						
GEORGIA	01/09/21	DNP-Inj																						
at LSU	01/13/21	DNP-Inj																						
Totals	--																							

PERSONAL BESTS**POINTS**

Season:
Career: 40 vs Florida Memorial (11/21/18)
SEC:

FG MADE

Season:
Career: 16 vs Florida Memorial (11/21/18)
SEC:

FG ATTEMPTED

Season:
Career: 23 at NC State (12/22/17)
SEC:

3-POINT FG MADE

Season:
Career: 5 (6x) last vs FGCU (03/01/19)
SEC:

3-PT FG ATTEMPTS

Season:
Career: 14 vs FGCU (03/01/19)
SEC:

FT MADE

Season:
Career: 6 (5x) last at North Florida (01/24/19)
SEC:

FT ATTEMPTED

Season:
Career: 9 vs Bethune-Cookman (11/30/17)
SEC:

REBOUNDS

Season:
Career: 14 vs Stetson (01/30/19)
SEC:

ASSISTS

Season:
Career: 10 at Kennesaw State (01/09/19)
SEC:

STEALS

Season:
Career: 5 (2x) at FGCU (02/02/19)
SEC:

BLOCKED SHOTS

Season:
Career: 3 (3x) last vs North Florida (02/20/19)
SEC:

MINUTES

Season:
Career: 46 vs Gardner-Webb (11/26/17)
SEC:

ABAYOMI IYIOLA CAREER STATISTICS

Year	GP	GS	Min	Avg	FG	FGA	Pct	3FG	3FGA	Pct	FT	FTA	Pct	Off	Def	Tot	Avg	PF	FO	Ast	TO	Blk	Stl	Pts	Avg
2017-18 (STET)	32	8	616	19.3	139	268	.519	0	3	.000	44	65	.677	77	122	199	6.2	97	3	5	35	21	16	322	10.1
2018-19 (STET)	31	31	709	22.9	135	279	.484	1	8	.125	63	86	.733	85	150	235	7.6	88	3	14	40	37	30	334	10.8
2019-20 - REDSHIRTED																									
2020-21 (ARK)																									
TOTAL	63	39	1325	21.0	274	547	.501	1	11	.091	107	151	.709	162	272	434	6.9	185	6	19	75	58	46	656	10.4



CONNOR VANOVER

R-So. | F | 7-3 | 247

Little Rock, Ark. | California

23

@Vanover_Connor

@cv_23

- Born: June 23, 1999 in Little Rock
- Parents: Chris and Robyn Vanover
- Mother played for UA women's basketball (1986-89) and led team in blocked shots 3x
- Has two older brothers, twins Brandon (7-0) and Justin (7-1)
- Rated the 44th-best "Sit-Out" Transfer in the Nation by ESPN.com

- **Rated the 44th-best "Sit-Out" Transfer in the Nation by ESPN.com for the 2020-21 season.**
- Played one season at Cal ... Averaged 12.8 points and 5.0 rebounds over his final 10 games ... Included in the 10-game span was a career-high 24 points versus Stanford and eight boards against Southern California ... Led the team with 35 blocked shots and shot 35.5 percent from 3-point range (27-of-76).
- **Coach Musselman said his play at Auburn was "his best overall game."**
- Was just 6-of-6 at the free throw line through eight games but was 6-of-6 at the line in game nine alone (at Auburn).
 - ^ **Is perfect 17-of-17 at the line this season**
- 5th SEC in defensive rebs (5.08).
 - ^ On a per 40 minute basis, averages 13.7 rebounds • 17.1 pts • 3.9 blocks
- **Third on the team with Plus-Minus of +167 AND has team's second-best +25.05 per 40 minutes.**

2020-21 HIGHLIGHTS:

- Had a game-high 23 points — one shy of his career high — and tied a then career-high with eight rebounds ... Drained 4-of-5 from 3-point range and added three blocked shots ... 23 pts ties for 3rd-best production by a Razorback in his debut since 1980.
- Only scored six points, but had a **career-high 16 rebounds and tied his career-high with six blocked shots** ... Only Razorback

on record to have as many as 16 rebounds and six blocked shots in a game ... Only SEC player to have 16 and 6 since in a game since Kentucky's Anthony Davis had 16 and 6 (ironically with just six points too) in the 2012 national championship game.

- Scored 12 points in just 12 minutes versus UT Arlington, making 5-of-6 shots, including 2-of-3 from 3-point range.
- Was just 2-of-8 from the field (all 3-pointers) versus Lipscomb but had a game-high nine rebounds with four blocked shots in just 15 minutes played.
- Only scored three points vs Southern (a 3-pointer) but had nine rebounds (all defensive) with three blocked shots and a **career-high three steals**.
- Had his second career double-digit rebound game with 10 versus Central Arkansas (nine defensive) ... Added nine points and two blocked shots.
- Pumped in 17 points, making 6-of-6 from the free throw line, at Auburn with five rebounds.
- Contributed 12 points and seven rebounds at Tennessee, making 5-of-9 FG and 1-of-3 3PT.

• Led his team in Pts:.....	2
• Led his team in Rebs:.....	7
• CAREER: Double-figure Pts:.....	11
Double-figure rebs:.....	2
20-pt gms:.....	2
Gms with a 3 PT FG:.....	21
Gms with 3+ 3PT FG:.....	2
Gms with 3+ Blks:.....	9

PERSONAL BESTS

POINTS

Season: 23	vs Mississippi Valley State (11/25/20)
Career: 24	at Stanford (03/07/19)
SEC: 17	at Auburn (12/30/20)

FG MADE

Season: 8	vs Mississippi Valley State (11/25/20)
Career: 9	at Stanford (03/07/19)
SEC: 5	at Auburn (12/30/20)

FG ATTEMPTED

Season: 11 (3x)	last vs Missouri (01/02/21)
Career: 15	vs Washington (02/28/19)
SEC: 11 (2x)	last vs Missouri (01/02/21)

3-POINT FG MADE

Season: 4	vs Mississippi Valley State (11/25/20)
Career: 5	at Stanford (03/07/19)
SEC: 1	at Auburn (12/30/20)

3-PT FG ATTEMPTS

Season: 8	vs Lipscomb (12/05/20)
Career: 8	vs Lipscomb (12/05/20)
SEC: 6	at Auburn (12/30/20)

FT MADE

Season: 6	at Auburn (12/30/20)
Career: 6	at Auburn (12/30/20)
SEC: 6	at Auburn (12/30/20)

FT ATTEMPTED

Season: 6	at Auburn (12/30/20)
Career: 6	at Auburn (12/30/20)
SEC: 6	at Auburn (12/30/20)

REBOUNDS

Season: 16	vs North Texas (11/28/20)
Career: 16	vs North Texas (11/28/20)
SEC: 5	at Auburn (12/30/20)

ASSISTS

Season: 2	vs North Texas (11/28/20)
Career: 2 (2x)	last vs North Texas (11/28/20)
SEC: -	

STEALS

Season: 3	vs Southern (12/09/20)
Career: 3	vs Southern (12/19/20)
SEC: 2	vs Missouri (01/02/21)

BLOCKED SHOTS

Season: 6	vs North Texas (11/28/20)
Career: 6 (2x)	last vs North Texas (11/28/20)
SEC: 2	vs Missouri (01/02/21)

MINUTES

Season: 34:05	vs North Texas (11/28/20)
Career: 34:05	vs North Texas (11/28/20)
SEC: 26:13	at Auburn (12/30/20)

CONNOR VANOVER 2020-21 GAME STATS

Opponent	Date	GS	Min	FG	FGA	Pct	3FG	3A	Pct	FT	FTA	Pct	O	D	Tot	Avg	PF	FO	A	TO	Blk	Stl	Pts	Avg	
MISSISSIPPI VALLEY	11/25/20		19	8	11	.727	4	5	.800	3	3	1.000	3	5	8	8.0	0	0	0	0	3	0	23	23.0	
NORTH TEXAS	11/28/20	*	34	3	4	.750	0	1	.000	0	0	.000	2	14	16	12.0	2	0	2	2	6	0	6	14.5	
UT ARLINGTON	12/02/20	*	12	5	6	.833	2	3	.667	0	0	.000	1	1	2	8.7	1	0	0	0	2	1	12	13.7	
LIPSCOMB	12/05/20	*	15	2	8	.250	2	8	.250	0	0	.000	0	9	9	8.8	0	0	1	0	4	1	6	11.8	
SOUTHERN U.	12/09/20	*	20	1	4	.250	1	3	.333	0	0	.000	0	9	9	8.8	1	0	0	0	3	3	3	10.0	
CENTRAL ARKANSAS	12/12/20	*	27	4	8	.500	1	2	.500	0	0	.000	1	9	10	9.0	1	0	0	1	2	0	9	9.8	
ORAL ROBERTS	12/20/20	*	9	1	5	.200	1	3	.333	0	0	.000	1	2	3	8.1	0	0	0	0	0	0	3	8.9	
ABILENE CHRISTIAN	12/22/20	*	26	2	5	.400	0	2	.000	3	3	1.000	1	3	4	7.6	2	0	2	1	0	0	7	8.6	
at Auburn	12/30/20	*	26	5	11	.455	1	6	.167	6	6	1.000	3	2	5	7.3	3	0	0	0	1	1	17	9.6	
MISSOURI	01/02/21	*	20	0	11	.000	0	5	.000	4	4	1.000	2	5	7	7.3	3	0	2	0	2	2	4	9.0	
at Tennessee	01/06/21	*	27	5	9	.556	1	3	.333	1	1	1.000	2	5	7	7.3	4	0	0	0	1	0	12	9.3	
GEORGIA	01/09/21	*	3	0	0	.000	0	0	.000	0	0	.000	1	1	2	6.8	0	0	0	1	0	0	0	8.5	
at LSU	01/13/21	*	8	1	3	.333	1	2	.500	0	0	.000	1	1	2	6.5	1	0	0	0	0	0	3	8.1	
Totals			12	246	37	85	.435	14	43	.326	17	17	1.000	18	66	84	6.5	18	0	7	5	24	8	105	8.1

CONNOR VANOVER CAREER STATISTICS

Year	GP	GS	Min	Avg	FG	FGA	Pct	3FG	3FGA	Pct	FT	FTA	Pct	Off	Def	Tot	Avg	PF	FO	Ast	TO	Blk	Stl	Pts	Avg
2018-19 (CAL)	28	15	491	17.5	83	177	.469	27	76	.355	16	24	.667	21	62	83	3.0	38	2	5	18	35	7	209	7.5
2019-20 - REDSHIRTED																									
2020-21 (ARK)	13	12	246	18.9	37	85	.435	14	43	.326	17	17	1.000	18	66	84	6.5	18	0	7	5	24	8	105	8.1
TOTAL	41	27	737	18.0	120	262	.458	41	119	.345	33	41	.805	39	128	167	4.1	56	2	12	23	59	15	314	7.7



ETHAN HENDERSON

Jr. | F | 6-8 | 210

Little Rock, Ark. | Parkview Magnet HS

24

@kvng44

@kvng44

- Has been productive in his limited playing time ... Seeing more action with the injury to Justin Smith.
- Played in eight games and in 38 minutes, has nine points, 10 rebounds (five offensive) and two blocked shots ... Has just missed one shot (4-of-5 FG).
- On a per 40-minute basis, averages 10.5 rebounds and 2.1 blocked shots.

- Born: Feb. 14, 2000 in Little Rock
- His ultimate pick-up game would be his team (with Kobe, LeBron, Shaq & Kyrie) vs. Stephen, Magic, Stockton, The Admiral & Kareem.
- If he could play with any former Razorback it would be Scottie Thurman.

- Led the Razorbacks in Rebs:2
- Double-figure Pts:1

ETHAN HENDERSON 2020-21 GAME STATS

Opponent	Date	GS	Min	FG	FGA	Pct	3FG	3A	Pct	FT	FTA	Pct	O	D	Tot	Avg	PF	FO	A	TO	Blk	Stl	Pts	Avg
MISSISSIPPI VALLEY	11/25/20	7	1	1	1.000		0	0	.000	0	0	.000	2	1	3	3.0	1	0	0	0	1	0	2	2.0
NORTH TEXAS	1/28/20	DNP																						
UT ARLINGTON	12/02/20	DNP																						
LIPSCOMB	12/05/20	14	2	3	.667		0	0	.000	0	0	.000	1	3	4	3.5	1	0	0	0	1	0	4	3.0
SOUTHERN U.	12/09/20	5	0	0	.000		0	0	.000	0	0	.000	1	1	2	3.0	0	0	0	0	0	0	0	2.0
CENTRAL ARKANSAS	12/12/20	DNP																						
ORAL ROBERTS	12/20/20	DNP																						
ABILENE CHRISTIAN	12/22/20	DNP																						
at Auburn	12/30/20	1	0	0	.000		0	0	.000	0	0	.000	0	0	0	2.3	1	0	0	0	0	0	0	1.5
MISSOURI	01/02/21	3	0	0	.000		0	0	.000	1	2	.500	0	0	0	1.8	0	0	0	0	0	0	1	1.4
at Tennessee	01/06/21	3	0	0	.000		0	0	.000	0	0	.000	0	0	0	1.5	0	0	0	1	0	0	0	1.2
GEORGIA	01/09/21	2	1	1	1.000		0	0	.000	0	0	.000	1	0	1	1.4	0	0	0	0	0	0	2	1.3
at LSU	01/13/21	3	0	0	.000		0	0	.000	0	0	.000	0	0	0	1.3	1	0	0	0	0	0	0	1.1
Totals		0	38	4	5	.800	0	0	.000	1	2	.500	5	5	10	1.3	4	0	0	1	2	0	9	1.1

PERSONAL BESTS

POINTS

Season: 4 vs Lipscomb (12/05/20)
Career: 10 vs LSU (03/04/20)
SEC: 10 vs LSU (03/04/20)

FG MADE

Season: 2 vs Lipscomb (12/05/20)
Career: 3 (3x) last vs LSU (03/04/20)
SEC: 3 (2x) last vs LSU (03/04/20)

FG ATTEMPTED

Season: 3 vs Lipscomb (12/05/20)
Career: 6 at Providence (03/19/19)
SEC: 4 at Florida (02/18/20)

3-POINT FG MADE

Career: ---

3-PT FG ATTEMPTS

Career: ---

FT MADE

Season: 1 vs Missouri (01/02/21)
Career: 4 vs LSU (03/04/20)
SEC: 4 vs LSU (03/04/20)

FT ATTEMPTED

Season: 3 vs Missouri (01/02/21)
Career: 9 vs LSU (03/04/20)
SEC: 9 vs LSU (03/04/20)

REBOUNDS

Season: 4 vs Lipscomb (12/05/20)
Career: 9 vs Tennessee (02/26/20)
SEC: 9 vs Tennessee (02/26/20)

ASSISTS

Season: -
Career: 2 at Texas A&M (03/07/20)
SEC: 2 at Texas A&M (03/07/20)

STEALS

Season: -
Career: 2 at Tennessee (01/15/19)
SEC: 2 at Tennessee (01/15/19)

BLOCKED SHOTS

Season: 1 (2x) last vs Lipscomb (12/05/20)
Career: 4 at Texas A&M (03/07/20)
SEC: 4 at Texas A&M (03/07/20)

MINUTES

Season: 13:55 vs Lipscomb (12/05/20)
Career: 29:53 vs Tennessee (02/26/20)
SEC: 29:53 vs Tennessee (02/26/20)

ETHAN HENDERSON CAREER STATISTICS

Year	GP	GS	Min	Avg	FG	FGA	Pct	3FG	3FGA	Pct	FT	FTA	Pct	Off	Def	Tot	Avg	PF	FO	Ass	TO	Blk	Stl	Pts	Avg
2018-19	12	0	51	4.3	5	10	.500	0	0	.000	1	3	.333	3	9	12	1.0	6	0	1	3	2	3	11	0.9
2019-20	20	6	184	9.2	12	21	.571	0	0	.000	7	17	.412	16	30	46	2.3	32	1	4	2	16	4	31	1.6
2020-21	8	0	38	4.8	4	5	.800	0	0	.000	1	2	.500	5	5	10	1.3	4	0	0	1	2	0	9	1.1
TOTAL	40	6	273	6.8	21	36	.583	0	0	.000	9	22	.409	24	44	68	1.7	42	1	5	6	20	7	51	1.3

ARKANSAS RAZORBACKS

2020-21 COMBINED REPORT

RECORD:	OVERALL	HOME	AWAY	NEUTRAL
ALL GAMES	10-3	9-1	1-2	0-0
CONFERENCE	2-3	1-1	1-2	0-0
NON-CONFERENCE	8-0	8-0	0-0	0-0

##	Player	GP	GS	Min	Avg	• TOTAL •			• 3-PTS •			• REBOUNDS •				PF		FO		A TO Blk Stl				Pts Avg		
						FG	FGA	Pct	3FG	FGA	Pct	Off	Def	Tot	Avg											
5	Moses Moody	13	13	424	32.6	68	151	.450	25	65	.385	57	71	.803	32	41	73	5.6	29	0	22	16	7	17	218	16.8
1	JD Notae	13	0	303	23.3	68	162	.420	27	81	.333	44	56	.786	9	34	43	3.3	28	1	29	28	6	16	207	15.9
3	Desi Sills	13	11	353	27.2	53	112	.473	18	48	.375	31	45	.689	15	37	52	4.0	25	0	26	17	4	21	155	11.9
0	Justin Smith	9	9	239	26.6	42	94	.447	2	13	.154	18	32	.563	31	33	64	7.1	17	0	9	15	6	10	104	11.6
11	Jalen Tate	13	13	354	27.2	54	102	.529	11	30	.367	16	24	.667	16	35	51	3.9	37	1	59	33	3	13	135	10.4
23	Connor Vanover	13	12	246	18.9	37	85	.435	14	43	.326	17	17	1.000	18	66	84	6.5	18	0	7	5	24	8	105	8.1
2	Vance Jackson Jr.	13	3	219	16.8	26	71	.366	16	46	.348	7	11	.636	9	35	44	3.4	14	0	14	9	2	3	75	5.8
4	Davonte Davis	11	3	166	15.1	24	54	.444	2	5	.400	7	10	.700	12	19	31	2.8	19	0	16	12	1	13	57	5.2
10	Jaylin Williams	11	1	152	13.8	14	25	.560	4	12	.333	8	10	.800	16	35	51	4.6	19	1	6	15	9	5	40	3.6
12	Khalen Robinson	11	0	92	8.4	9	21	.429	5	12	.417	6	8	.750	0	10	10	0.9	16	1	11	6	1	3	29	2.6
24	Ethan Henderson	8	0	38	4.8	4	5	.800	0	0	.000	1	2	.500	5	5	10	1.3	4	0	0	1	2	0	9	1.1
33	Bryson Morehead	3	0	2	0.7	0	1	.000	0	1	.000	0	0	.000	0	0	0	0.0	0	0	0	0	0	0	0	0.0
13	Emeka Obukwelu	4	0	7	1.8	0	1	.000	0	1	.000	0	0	.000	0	1	1	0.3	0	0	1	0	0	0	0	0.0
14	Brandon Kimble	4	0	5	1.3	0	0	.000	0	0	.000	0	0	.000	0	1	1	0.3	0	0	0	1	0	0	0	0.0
TEAM.....															17	27	44	3.4	0		4				0	
ARKANSAS.....		13				399	884	.451	124	357	.347	212	286	.741	180	379	559	43.0	226	4	200	162	65	109	1134	87.2
Opponents.....		13				320	790	.405	87	286	.304	172	249	.691	120	338	458	35.2	246	4	147	196	41	77	899	69.2

Team Statistics	ARK	OPP
SCORING	1134	899
Points per game	87.2	69.2
Scoring margin	+18.1	-
FIELD GOALS-ATT	399-884	320-790
Field goal pct	.451	.405
3 POINT FG-ATT	124-357	87-286
3-point FG pct	.347	.304
3-pt FG made per game	9.5	6.7
FREE THROWS-ATT	212-286	172-249
Free throw pct	.741	.691
F-Throws made per game	16.3	13.2
REBOUNDS	559	458
Rebounds per game	43.0	35.2
Rebounding margin	+7.8	-
ASSISTS	200	147
Assists per game	15.4	11.3
TURNOVERS	162	196
Turnovers per game	12.5	15.1
Turnover margin	+2.6	-
Assist/turnover ratio	1.2	0.8
STEALS	109	77
Steals per game	8.4	5.9
BLOCKS	65	41
Blocks per game	5.0	3.2
ATTENDANCE	42022	8555
Home games-Avg/Game	10-4202	3-2852
Neutral site-Avg/Game	-	0-0

SCORE BY PERIODS:	1st	2nd	OT	Total
Arkansas	540	594	-	1134
Opponents	435	464	-	899

Date	Opponent	Result	Score	Attend
11/25/20	MISSISSIPPI VALLEY	W	142-62	# 4400
11/28/20	NORTH TEXAS	W	69-54	# 4400
12/02/20	UT ARLINGTON	W	72-60	# 4400
12/05/20	LIPSCOMB	W	86-50	4266
12/09/20	SOUTHERN U.	W	79-44	3256
12/12/20	CENTRAL ARKANSAS	W	100-75	4189
12/20/20	ORAL ROBERTS	W	87-76	4201
12/22/20	ABILENE CHRISTIAN	W	85-72	4110
* 12/30/20	at Auburn	W	97-85	1824
* 01/02/21	MISSOURI	L	68-81	# 4400
* 01/06/21	at Tennessee	L	74-79	4191
* 01/09/21	GEORGIA	W	99-69	# 4400
* 01/13/21	at LSU	L	76-92	2540

* = SEC game % = SEC/Big 12 Challenge
 ^ = SEC Tournament (Nashville, Tenn.)
 # - Sellout

ACADEMIC UPDATE

AD's Honor Roll (3.50-3.99)		Departmental Honor Roll (3.00-3.49)	
Justin Smith	Moses Moody	Brandon Kimble	Emeka Obukwelu
		Davonte Davis	Jaylin Williams
		Desi Sills	Khalen Robinson

ARKANSAS RAZORBACKS

2020-21 SEASON RESULTS & LEADERS

RECORD:	OVERALL	HOME	AWAY	NEUTRAL
ALL GAMES	10-3	9-1	1-2	0-0
CONFERENCE	2-3	1-1	1-2	0-0
NON-CONFERENCE	8-0	8-0	0-0	0-0

DATE	TIME (CT)	OPPONENT	TV	R E S U L T	ATTEND	RECORD	(SEC)	HIGH POINTS	HIGH REBOUNDS
11/25/20	6:30 pm	MISSISSIPPI VALLEY	SEC Network Plus	W 142-62	# 4400	1-0	--	(23)Connor Vanover	(10)Jaylin Williams
11/28/20	6:30 pm	NORTH TEXAS	SEC Network Plus	W 69-54	# 4400	2-0	--	(18)Justin Smith	(16)Connor Vanover
12/02/20	8:00 pm	UT ARLINGTON	SEC Network	W 72-60	# 4400	3-0	--	(24)Moses Moody	(9)Moses Moody (9)Justin Smith
12/05/20	4:00 pm	LIPSCOMB	SEC Network	W 86-50	4266	4-0	--	(18)Moses Moody	(9)Connor Vanover
12/09/20	7:00 pm	+ SOUTHERN U.	SEC Network Plus	W 79-44	3256	5-0	--	(14)Davonte Davis	(9)Connor Vanover
12/12/20	7:00 pm	CENTRAL ARKANSAS	SEC Network Alternate	W 100-75	4189	6-0	--	(22)JD Notae	(10)Connor Vanover
12/20/20	1:00 pm	ORAL ROBERTS	SEC Network	W 87-76	4201	7-0	--	(22)Justin Smith	(17)Justin Smith
12/22/20	4:00 pm	ABILENE CHRISTIAN	SEC Network	W 85-72	4110	8-0	--	(21)Moses Moody	(10)Justin Smith
12/30/20	6:00 pm	* at Auburn	ESPN2	W 97-85	1824	9-0	1-0	(23)Desi Sills	(6)Desi Sills (6)Moses Moody
01/02/21	11:00 am	* #12/12 MISSOURI	CBS	68-81 L	# 4400	9-1	1-1	(19)JD Notae	(10)Moses Moody
01/06/21	7:00 pm	* at #9/8 Tennessee	ESPN2	74-79 L	4191	9-2	1-2	(19)JD Notae	(9)Vance Jackson Jr.
01/09/21	2:30 pm	* GEORGIA	SEC Network	W 99-69	# 4400	10-2	2-2	(25)Moses Moody	(9)Jaylin Williams
01/13/21	6:00 pm	* at LSU	ESPN2	76-92 L	2540	10-3	2-3	(22)JD Notae	(10)Jaylin Williams

Home Games in CAPS | * - Southeastern Conference game | % - Big 12/SEC Challenge | ^ - SEC Tournament (Nashville, Tenn. - Bridgestone Arena)

+ - game was added after Tulsa game (Dec. 10) was canceled due to Tulsa's COVID-19 protocols

- sellout due COVID-19 protocols, arena has limited capacity requirements

ATTENDANCE SUMMARY	GAMES	TOTALS	AVG/GAME
HOME	10	42022	4202
AWAY	3	8555	2852
NEUTRAL	0	0	0
TOTAL	13	50577	3891

ARKANSAS RAZORBACKS

2020-21 SEASON STATISTICS • ALL GAMES

RECORD:	OVERALL	HOME	AWAY	NEUTRAL
ALL GAMES	10-3	9-1	1-2	0-0
CONFERENCE	2-3	1-1	1-2	0-0
NON-CONFERENCE	8-0	8-0	0-0	0-0

##	Player	GP	GS	Min	Avg	• TOTAL •			• 3-PTS •			• REBOUNDS •				PF	FO	A	TO	Blk	St	Pts	Avg			
						FG	FGA	Pct	3FG	FGA	Pct	FT	FTA	Pct	Off									Def	Tot	Avg
5	Moses Moody	13	13	424	32.6	68	151	.450	25	65	.385	57	71	.803	32	41	73	5.6	29	0	22	16	7	17	218	16.8
1	JD Notae	13	0	303	23.3	68	162	.420	27	81	.333	44	56	.786	9	34	43	3.3	28	1	29	28	6	16	207	15.9
3	Desi Sills	13	11	353	27.2	53	112	.473	18	48	.375	31	45	.689	15	37	52	4.0	25	0	26	17	4	21	155	11.9
0	Justin Smith	9	9	239	26.6	42	94	.447	2	13	.154	18	32	.563	31	33	64	7.1	17	0	9	15	6	10	104	11.6
11	Jalen Tate	13	13	354	27.2	54	102	.529	11	30	.367	16	24	.667	16	35	51	3.9	37	1	59	33	3	13	135	10.4
23	Connor Vanover	13	12	246	18.9	37	85	.435	14	43	.326	17	17	1.000	18	66	84	6.5	18	0	7	5	24	8	105	8.1
2	Vance Jackson Jr.	13	3	219	16.8	26	71	.366	16	46	.348	7	11	.636	9	35	44	3.4	14	0	14	9	2	3	75	5.8
4	Davonte Davis	11	3	166	15.1	24	54	.444	2	5	.400	7	10	.700	12	19	31	2.8	19	0	16	12	1	13	57	5.2
10	Jaylin Williams	11	1	152	13.8	14	25	.560	4	12	.333	8	10	.800	16	35	51	4.6	19	1	6	15	9	5	40	3.6
12	Khalen Robinson	11	0	92	8.4	9	21	.429	5	12	.417	6	8	.750	0	10	10	0.9	16	1	11	6	1	3	29	2.6
24	Ethan Henderson	8	0	38	4.8	4	5	.800	0	0	.000	1	2	.500	5	5	10	1.3	4	0	0	1	2	0	9	1.1
33	Bryson Morehead	3	0	2	0.7	0	1	.000	0	1	.000	0	0	.000	0	0	0	0.0	0	0	0	0	0	0	0	0.0
13	Emeka Obukwelu	4	0	7	1.8	0	1	.000	0	1	.000	0	0	.000	0	1	1	0.3	0	0	1	0	0	0	0	0.0
14	Brandon Kimble	4	0	5	1.3	0	0	.000	0	0	.000	0	0	.000	0	1	1	0.3	0	0	0	1	0	0	0	0.0
TEAM.....															17	27	44	3.4	0		4				0	
ARKANSAS.....				13		399	884	.451	124	357	.347	212	286	.741	180	379	559	43.0	226	4	200	162	65	109	1134	87.2
Opponents.....				13		320	790	.405	87	286	.304	172	249	.691	120	338	458	35.2	246	4	147	196	41	77	899	69.2

SCORE BY PERIODS:	1st	2nd	Total
Arkansas	540	594	1134
Opponents	435	464	899

DEADBALL REBOUNDS:	OFF	DEF	TOTAL
Arkansas	35	11	46
Opponents	37	6	43

ARKANSAS RAZORBACKS

2020-21 STATISTICS • SEC GAMES ONLY

RECORD:	OVERALL	HOME	AWAY
SEC ONLY	2-3	1-1	1-2

##	Player	GP	GS	Min	Avg	• TOTAL •			• 3-PTS •			• REBOUNDS •				PF	FO	A	TO	Blk	St	Pts	Avg			
						FG	FGA	Pct	3FG	FGA	Pct	Off	Def	Tot	Avg											
1	JD Notae	5	0	128	25.6	30	70	.429	11	28	.393	22	27	.815	4	11	15	3.0	10	0	7	14	2	9	93	18.6
5	Moses Moody	5	5	189	37.8	25	67	.373	10	29	.345	23	28	.821	13	15	28	5.6	16	0	7	7	1	7	83	16.6
11	Jalen Tate	5	5	145	29.0	22	39	.564	4	12	.333	8	12	.667	1	13	14	2.8	17	1	22	14	0	5	56	11.2
3	Desi Sills	5	3	142	28.4	16	42	.381	7	19	.368	12	17	.706	7	14	21	4.2	10	0	6	6	1	6	51	10.2
23	Connor Vanover	5	5	84	16.8	11	34	.324	3	16	.188	11	11	1.000	9	14	23	4.6	11	0	2	1	4	3	36	7.2
4	Davonte Davis	5	3	102	20.4	15	36	.417	1	3	.333	3	6	.500	6	9	15	3.0	10	0	9	7	1	10	34	6.8
2	Vance Jackson Jr.	5	2	93	18.6	11	30	.367	7	17	.412	2	4	.500	3	17	20	4.0	7	0	5	3	0	1	31	6.2
10	Jaylin Williams	5	1	83	16.6	9	14	.643	1	4	.250	4	4	1.000	10	16	26	5.2	14	1	4	10	5	4	23	4.6
0	Justin Smith	1	1	12	12.0	2	3	.667	0	0	.000	0	2	.000	1	3	4	4.0	1	0	1	1	0	0	4	4.0
24	Ethan Henderson	5	0	12	2.4	1	1	1.000	0	0	.000	1	2	.500	1	0	1	0.2	2	0	0	1	0	0	3	0.6
33	Bryson Morehead	1	0	0	0.0	0	0	.000	0	0	.000	0	0	.000	0	0	0	0.0	0	0	0	0	0	0	0	0.0
13	Emeka Obukwelu	1	0	0	0.0	0	0	.000	0	0	.000	0	0	.000	0	0	0	0.0	0	0	0	0	0	0	0	0.0
14	Brandon Kimble	1	0	1	1.0	0	0	.000	0	0	.000	0	0	.000	0	0	0	0.0	0	0	0	0	0	0	0	0.0
12	Khalen Robinson	3	0	9	3.0	0	0	.000	0	0	.000	0	0	.000	0	2	2	0.7	4	0	1	1	0	0	0	0.0
TEAM.....															8	9	17	3.4	0		3				0	
RAZORBACKS.....				5		142	336	.423	44	128	.344	86	113	.761	63	123	186	37.2	102	2	64	68	14	45	414	82.8
Opponents.....				5		140	293	.478	37	104	.356	89	126	.706	48	143	191	38.2	100	1	66	85	18	31	406	81.2

SCORE BY PERIODS:	1st	2nd	Total
Arkansas	191	223	414
Opponents	195	211	406

DEADBALL REBOUNDS:	OFF	DEF	TOTAL
Arkansas	14	2	16
Opponents	17	1	18

2020-21 RAZORBACK GAME-BY-GAME STATISTICS

Opponent	Date	Score	W/L	• TOTAL •			• 3-PTRS •			• REBOUNDS •				PF						Pts	Avg		
				FG	FGA	Pct	3FG	FGA	Pct	FT	FTA	Pct	Off		Def	Tot	Avg	A	TO			Blk	Stl
MISSISSIPPI VALLEY	11/25/20	142-62	W	48	86	.558	20	40	.500	26	33	.788	20	38	58	58.0	12	26	7	4	11	142	142.0
NORTH TEXAS	11/28/20	69-54	W	23	55	.418	6	22	.273	17	26	.654	12	28	40	49.0	14	10	16	8	9	69	105.5
UT ARLINGTON	12/02/20	72-60	W	25	62	.403	7	21	.333	15	19	.789	17	26	43	47.0	16	12	11	4	8	72	94.3
LIPSCOMB	12/05/20	86-50	W	33	66	.500	11	34	.324	9	12	.750	10	44	54	48.8	21	17	12	7	4	86	92.2
SOUTHERN U.	12/09/20	79-44	W	30	67	.448	11	33	.333	8	17	.471	13	33	46	48.2	10	16	12	8	8	79	89.6
CENTRAL ARKANSAS	12/12/20	100-75	W	40	76	.526	12	30	.400	8	9	.889	7	28	35	46.0	15	26	8	8	10	100	91.3
ORAL ROBERTS	12/20/20	87-76	W	32	77	.416	4	24	.167	19	27	.704	24	34	58	47.7	18	14	15	7	8	87	90.7
ABILENE CHRISTIAN	12/22/20	85-72	W	26	59	.441	9	25	.360	24	30	.800	14	25	39	46.6	18	15	13	5	6	85	90.0
at Auburn	12/30/20	97-85	W	32	65	.492	9	28	.321	24	31	.774	13	21	34	45.2	16	13	10	4	13	97	90.8
MISSOURI	01/02/21	68-81	L	19	71	.268	7	28	.250	23	34	.676	16	20	36	44.3	26	7	9	5	13	68	88.5
at Tennessee	01/06/21	74-79	L	29	55	.527	8	20	.400	8	10	.800	6	31	37	43.6	22	12	20	2	2	74	87.2
GEORGIA	01/09/21	99-69	W	36	69	.522	12	21	.571	15	18	.833	11	29	40	43.3	18	24	14	1	7	99	88.2
at LSU	01/13/21	76-92	L	26	76	.342	8	31	.258	16	20	.800	17	22	39	43.0	20	8	15	2	10	76	87.2
Arkansas		1134		399	884	.451	124	357	.347	212	286	.741	180	379	559	43.0	226	200	162	65	109	1134	87.2
Opponents		899		320	790	.405	87	286	.304	172	249	.691	120	338	458	35.2	246	147	196	41	77	899	69.2

Games played: 13

Points/game: 87.2

FG Pct: 45.1

3FG Pct: 34.7

FT Pct: 74.1

Rebounds/game: 43.0

Assists/game: 15.4

Turnovers/game: 12.5

Assist/turnover ratio: 1.2

Steals/game: 8.4

Blocks/game: 5.0

2020-21 OPPONENT GAME-BY-GAME STATISTICS

Opponent	Date	Score	W/L	• TOTAL •			• 3-PTRS •						• REBOUNDS •				PF							
				FG	FGA	Pct	3FG	FGA	Pct	FT	FTA	Pct	Off	Def	Tot	Avg		A	TO	Blk	Stl	Pts	Avg	
MISSISSIPPI VALLEY	11/25/20	142-62	W	23	72	.319	13	39	.333	3	6	.500	11	22	33	33.0	26	12	21	6	3	62	62.0	
NORTH TEXAS	11/28/20	69-54	W	21	58	.362	2	13	.154	10	13	.769	10	26	36	34.5	17	10	16	2	5	54	58.0	
UT ARLINGTON	12/02/20	72-60	W	21	54	.389	7	19	.368	11	16	.688	10	20	30	33.0	18	7	13	3	7	60	58.7	
LIPSCOMB	12/05/20	86-50	W	15	59	.254	5	21	.238	15	27	.556	8	24	32	32.8	11	9	7	0	7	50	56.5	
SOUTHERN U.	12/09/20	79-44	W	18	63	.286	1	13	.077	7	10	.700	10	29	39	34.0	21	5	15	0	6	44	54.0	
CENTRAL ARKANSAS	12/12/20	100-75	W	28	66	.424	9	26	.346	10	12	.833	8	29	37	34.5	12	14	14	1	5	75	57.5	
ORAL ROBERTS	12/20/20	87-76	W	25	64	.391	8	29	.276	18	24	.750	7	25	32	34.1	22	11	13	7	10	76	60.1	
ABILENE CHRISTIAN	12/22/20	85-72	W	29	61	.475	5	22	.227	9	15	.600	8	20	28	33.4	19	13	12	4	3	72	61.6	
at Auburn	12/30/20	97-85	W	28	54	.519	15	29	.517	14	24	.583	11	23	34	33.4	20	18	19	5	6	85	64.2	
MISSOURI	01/02/21	68-81	L	24	51	.471	5	19	.263	28	39	.718	10	41	51	35.2	29	14	21	1	3	81	65.9	
at Tennessee	01/06/21	74-79	L	27	60	.450	5	18	.278	20	26	.769	6	22	28	34.5	12	13	5	9	10	79	67.1	
GEORGIA	01/09/21	99-69	W	27	63	.429	5	19	.263	10	13	.769	7	23	30	34.2	19	11	21	0	5	69	67.2	
at LSU	01/13/21	76-92	L	34	65	.523	7	19	.368	17	24	.708	14	34	48	35.2	20	10	19	3	7	92	69.2	
Opponents		899		320	790	.405	87	286	.304	172	249	.691	120	338	458	35.2	246	147	196	41	77	899	69.2	
Arkansas		1134		399	884	.451	124	357	.347	212	286	.741	180	379	559	43.0	226	200	162	65	109	1134	87.2	

Games played: 13

Points/game: 69.2

FG Pct: 40.5

3FG Pct: 30.4

FT Pct: 69.1

Rebounds/game: 35.2

Assists/game: 11.3

Turnovers/game: 15.1

Assist/turnover ratio: 0.8

Steals/game: 5.9

Blocks/game: 3.2

2020-21 GAME-BY-GAME POINTS-ASSISTS-REBOUNDS

				0	1	2	3	4	5	10	11	12	13	14	22	23	24	33
Opponent	Date	Score	WL	Smith	Notae	Jackson	Sills	Davis	Moody	Williams	Tate	Robinson	Obukwelu	Kimble	Iyiola	Vanover	Henderson	Morehead
MVSU	11/25/20	142-62	W	13-4-2	13-5-7	15-7-0	19-2-2	5-3-2	16-3-2	9-10-1	12-5-6	15-2-3	0-1-1	0-1-0	DNP-Inj	23-8-0	2-3-0	0-0-0
UNT	11/28/20	69-54	W	18-6-1	16-6-3	0-0-0	14-3-1	DNP	11-2-1	DNP	2-4-2	2-0-0	DNP	DNP	DNP-Inj	6-16-2	DNP	DNP
UTA	12/02/20	72-60	W	11-9-2	5-2-1	0-5-1	3-3-2	DNP	24-9-1	0-3-0	14-6-4	3-0-1	DNP	DNP	DNP-Inj	12-2-0	DNP	DNP
LIPS	12/05/20	86-50	W	9-6-0	12-4-1	10-3-1	6-4-2	4-3-1	18-8-3	6-7-1	6-4-3	5-2-4	0-0-0	0-0-0	DNP-Inj	6-9-1	4-4-0	DNP
SU	12/09/20	79-44	W	11-4-2	12-2-0	3-2-2	11-3-5	14-7-2	12-5-2	0-2-0	12-4-2	1-2-1	0-0-0	0-0-0	DNP-Inj	3-9-0	0-2-0	0-0-0
UCA	12/12/20	100-75	W	12-4-1	22-2-6	6-0-1	17-3-4	0-1-0	15-7-3	2-2-0	17-1-11	0-0-0	DNP	DNP	DNP-Inj	9-10-0	DNP	DNP
ORU	12/20/20	87-76	W	22-17-0	15-5-3	5-4-2	16-10-2	0-1-2	18-7-1	DNP	8-6-4	0-1-0	DNP	DNP	DNP-Inj	3-3-0	DNP	DNP
ACU	12/22/20	85-72	W	4-10-0	19-2-1	5-3-2	18-3-2	0-1-0	21-4-2	0-1-0	8-7-5	3-1-1	DNP	DNP	DNP-Inj	7-4-2	DNP	DNP
at AUB	12/30/20	97-85	W	4-4-1	21-3-2	0-2-1	23-6-2	4-1-1	16-6-1	0-2-1	12-3-4	0-0-0	DNP	DNP	DNP-Inj	17-5-0	0-0-0	DNP
MIZZOU	01/02/21	68-81	L	DNP-Inj	19-3-1	0-0-0	6-4-2	4-4-0	18-10-1	8-3-0	8-1-1	0-0-0	DNP	DNP	DNP-Inj	4-7-2	1-0-0	DNP
at UT	01/06/21	74-79	L	DNP-Inj	19-4-3	14-9-1	0-2-0	2-0-0	6-2-1	6-2-0	15-5-6	0-2-1	DNP	DNP	DNP-Inj	12-7-0	0-0-0	DNP
UGA	01/09/21	99-69	W	DNP-Inj	12-0-0	15-2-2	8-5-2	20-7-6	25-4-2	2-9-2	15-4-10	DNP-Inj	0-0-0	0-0-0	DNP-Inj	0-2-0	2-1-0	0-0-0
at LSU	01/13/21	76-92	L	DNP-Inj	22-5-1	2-7-1	14-4-0	4-3-2	18-6-2	7-10-1	6-1-1	DNP-Inj	DNP	DNP	DNP-Inj	3-2-0	0-0-0	DNP

2020-21 STARTING LINEUPS

[illegible]

ARKANSAS RAZORBACKS

2020-21 SPECIALTY STATS (ARKANSAS/OPPONENT)

Opponent	Pts in Paint	Pts Off TO	2nd Chance	Fast Break	Bench	Ties	Lead Chng	Ark Largest Lead	Best Ark Run	Opp Largest Lead	Best Opp Run	Ark Led	Opp Led	Gm Tied
MISS VALLEY ST	56 / 16	43 / 5	32 / 9	24 / 15	67 / 17	0	2	80 2:08 2nd	28-0	1 19:20 1st	8-0	37:56	1:54	0:10
NORTH TEXAS	26 / 34	20 / 11	14 / 4	14 / 12	18 / 18	3	0	20 16:11 2nd	10-0	- - -	9-0	36:51	-	3:09
UT ARLINGTON	28 / 14	20 / 10	21 / 6	11 / 4	8 / 18	4	2	21 13:05 2nd	13-0	3 17:25 1st	6-0	35:30	2:27	2:03
LIPSCOMB	38 / 16	7 / 7	20 / 10	18 / 4	41 / 24	0	0	42 6:30 2nd	12-0	- - -	9-0	39:47	--	0:13
SOUTHERN	32 / 26	21 / 11	21 / 6	16 / 8	30 / 19	0	0	35 0:18 2nd	17-0	- - -	6-0	39:40	--	0:20
CENTRAL ARK.	54 / 32	13 / 11	6 / 10	24 / 19	30 / 29	1	1	26 1:30 2nd	12-0	10 11:35 1st	7-0	27:18	11:20	1:22
ORAL ROBERTS	56 / 22	19 / 21	22 / 6	15 / 11	20 / 15	2	6	11 0:37 2nd	10-0	12 19:43 2nd	8-0	17:17	20:20	2:23
ABILENE CHRISTIAN	24 / 40	10 / 10	15 / 9	11 / 8	27 / 35	0	1	22 3:33 1st	11-0	1 19:30 1st	6-0	39:16	0:14	--
at Auburn	36 / 20	27 / 11	16 / 14	22 / 20	25 / 29	2	2	12 0:01 2nd	10-0	1 16:00 1st	8-0	38:33	0:19	1:08
MISSOURI	22 / 34	15 / 9	11 / 9	13 / 9	28 / 10	3	2	2 9:16 1st	8-0	18 3:24 2nd	6-0	0:14	38:10	1:36
at Tennessee	36 / 36	4 / 19	2 / 6	8 / 9	35 / 22	5	5	7 9:23 1st	7-0	8 3:56 2nd	7-0	24:35	11:27	3:58
GEORGIA	34 / 38	25 / 8	9 / 6	29 / 18	24 / 18	3	7	35 6:00 2nd	12-0	5 18:33 1st	8-0	34:40	3:56	1:24
at LSU	34 / 48	18 / 18	21 / 25	14 / 12	43 / 10	1	1	4 18:53 1st	12-0	31 6:10 1st	18-0	2:49	36:34	0:37

DEFLECTIONS (Arkansas career Only)

Player	18-19	19-20	20-21	Career
Davis	-	-	49	49
Henderson	7	30	4	41
Iyiola	-	-	-	-
Jackson	-	-	17	17
Moody	-	-	56	56
Notae	-	-	44	44
Robinson	-	-	4	4
Sills	60	82	67	209
Smith	-	-	43	43
Tate	-	-	31	31
Vanover	-	-	54	54
Williams	-	-	32	32

CHARGES DRAWN (Arkansas career Only)

Player	18-19	19-20	20-21	Career
Davis	-	-	0	0
Henderson	0	1	0	1
Iyiola	-	-	-	-
Jackson	-	-	2	2
Moody	-	-	2	2
Notae	-	-	1	1
Robinson	-	-	2	2
Sills	3	5	2	10
Smith	-	-	1	1
Tate	-	-	5	5
Vanover	-	-	0	0
Williams	-	-	8	8

DUNKS (Arkansas career Only)

Player	18-19	19-20	20-21	Career
Davis	-	-	0	0
Henderson	2	7	2	11
Iyiola	-	-	-	-
Jackson	-	-	1	1
Moody	-	-	5	5
Notae	-	-	1	1
Robinson	-	-	0	0
Sills	1	2	3	6
Smith	-	-	12	12
Tate	-	-	3	3
Vanover	-	-	7	7
Williams	-	-	0	0

MOST IN A GAME 2020-21:

- 14 **Smith** (UNT)
- 11 **Moody** (UGA)
- 10 **Vanover** (UNT • SOU) — **Sills** (UTA • UCA) — **Davis** (@AUB • UGA)
- 9 **Sills** (MVSU • @AUB) — **Vanover** (LIP) — **Davis** (MIZ • @ LSU)

ARKANSAS RAZORBACKS

2020-21 GAME HIGHS IN...

Opponent	DATE	SCORE	RESULT	POINTS	REBOUNDS	ASSISTS	STEALS	BLOCKED SHOTS
MISSISSIPPI VALLEY	11/25/20	142-62	W	23-Connor Vanover	10-Jaylin Williams	7-JD Notae	3-Desi Sills Moses Moody Justin Smith	3-Connor Vanover
NORTH TEXAS	11/28/20	69-54	W	18-Justin Smith	16-Connor Vanover	3-JD Notae	3-Justin Smith Moses Moody	6-Connor Vanover
UT ARLINGTON	12/02/20	72-60	W	24-Moses Moody	9-Justin Smith Moses Moody	4-Jalen Tate	4-Desi Sills	2-Connor Vanover
LIPSCOMB	12/05/20	86-50	W	18-Moses Moody	9-Connor Vanover	4-Khalen Robinson	1-Connor Vanover Khalen Robinson Moses Moody Davonte Davis	4-Connor Vanover
SOUTHERN U.	12/09/20	79-44	W	14-Davonte Davis	9-Connor Vanover	5-Desi Sills	3-Connor Vanover	3-Connor Vanover
CENTRAL ARKANSAS	12/12/20	100-75	W	22-JD Notae	10-Connor Vanover	11-Jalen Tate	3-JD Notae Desi Sills	2-Justin Smith Connor Vanover
ORAL ROBERTS	12/20/20	87-76	W	22-Justin Smith	17-Justin Smith	4-Jalen Tate	2-Justin Smith	3-JD Notae
ABILENE CHRISTIAN	12/22/20	85-72	W	21-Moses Moody	10-Justin Smith	5-Jalen Tate	2-Desi Sills	2-Vance Jackson Jr. Moses Moody
at Auburn	12/30/20	97-85	W	23-Desi Sills	6-Moses Moody Desi Sills	4-Jalen Tate	4-JD Notae	2-JD Notae
MISSOURI	01/02/21	68-81	L	19-JD Notae	10-Moses Moody	2-Desi Sills Connor Vanover	3-Davonte Davis Desi Sills	2-Jaylin Williams Connor Vanover
at Tennessee	01/06/21	74-79	L	19-JD Notae	9-Vance Jackson Jr.	6-Jalen Tate	1-Jalen Tate Davonte Davis	1-Connor Vanover Jaylin Williams
GEORGIA	01/09/21	99-69	W	25-Moses Moody	9-Jaylin Williams	10-Jalen Tate	2-Davonte Davis Jalen Tate	1-Jaylin Williams
at LSU	01/13/21	76-92	L	22-JD Notae	10-Jaylin Williams	2-Davonte Davis Moses Moody	3-JD Notae	1-Davonte Davis Jaylin Williams

LED TEAM IN POINTS (including ties)	LED TEAM IN REBS (including ties)	LED TEAM IN ASSISTS (including ties)	LED TEAM IN STEALS (including ties)	LED TEAM IN BLKS (including ties)
Moody 4	Vanover 4	Tate 7	Sills 6	Vanover 8
Notae 4	Smith 3	Notae 2	Davis 4	Williams 4
Smith 2	Moody 3	Sills 2	Moody 3	Notae 2
Sills 1	Williams 3	Vanover 1	Smith 3	Smith 1
Davis 1	Jackson 1	Robinson 1	Notae 3	Jackson 1
Vanover 1	Sills 1	Moody 1	Vanover 2	Moody 1
		Davis 1	Tate 2	Davis 1
			Robinson 1	

GAME 1			62	Mississippi Valley State	30	32	62	142	
	ESPN+ NETWORK			ARKANSAS	61	81	142		
				Nov. 26, 2020 • Fayetteville, Ark. • Bud Walton Arena					

Mississippi Valley 62 • 0-1

#	Player		Total		3-Ptr		Rebounds					PF	TP	A	TO	Blk	Stl	Min
			FG-FGA	FT-FTA	FG-FGA	FT-FTA	Off	Def	Tot									
13	Ronald Williams	F	0-1	0-0	0-0	1	3	4	5	0	0	2	0	0	11			
00	Treylen Smith	F	3-9	1-3	0-0	1	1	2	4	7	1	3	2	0	15			
02	Kam'Ron Cunningham	F	5-17	3-9	0-2	1	1	2	1	13	2	5	0	0	37			
03	Caleb Hunter	F	3-9	3-5	1-2	2	1	3	4	10	1	2	1	0	28			
11	Terry Collins	F	6-18	3-12	0-0	1	1	2	2	15	3	6	1	2	36			
01	Alexander Perry	F	2-7	1-4	2-2	1	4	5	2	7	3	1	1	0	26			
10	Devin Gordon	F	4-9	2-6	0-0	2	2	4	4	10	0	1	0	0	23			
21	Quairen Walden	F	0-1	0-0	0-0	1	1	2	1	0	1	0	1	1	9			
23	Donaldson Fanord	F	0-1	0-0	0-0	1	4	5	3	0	1	1	0	0	15			
Team							0		4									
Totals			23-72		13-39		3-6		11 22 33		26	62	12	21	6	3	200	
FG % 1st Half: 11-38			28.9%		2nd half: 12-34		35.3%		Game: 23-72		31.9%		Deadball Rebound 1					
3FG % 1st Half: 8-22			36.4%		2nd half: 5-17		29.4%		Game: 13-39		33.3%							
FT % 1st Half: 0-1			0.0%		2nd half: 3-5		60.0%		Game: 3-6		50.0%							

Arkansas 142 • 1-0

#	Player		Total		3-Ptr		Rebounds			PF	TP	A	TO	Blk	Stl	Min	
			FG-FGA	FG-FGA	FT-FTA	Off	Def	Tot									
00	Justin Smith	f	6-9	0-0	1-3	3	1	4	0	13	2	0	0	3		20	
02	Vance Jackson Jr.	f	5-9	4-6	1-1	2	5	7	0	15	0	1	0	0		15	
11	Jalen Tate	f	4-7	2-3	2-3	1	4	5	3	12	6	2	0	1		17	
03	Desi Sills	f	8-10	2-3	1-1	1	1	2	0	19	2	0	0	3		19	
05	Moses Moody	f	3-12	1-6	9-10	2	1	3	3	16	2	0	0	3		24	
01	JD Notae	f	3-7	2-5	5-8	2	3	5	4	13	7	1	0	0		24	
04	Davonte Davis	f	2-5	0-1	1-1	1	2	3	1	5	2	1	0	0		12	
10	Jaylin Williams	f	3-5	2-4	1-1	2	8	10	0	9	1	1	0	0		20	
12	Khalen Robinson	f	5-8	3-5	2-2	0	2	2	0	15	3	1	0	1		18	
13	Emeka Obukwelu	f	0-1	0-1	0-0	0	1	1	0	0	1	0	0	0		3	
14	Brandon Kimble	f	0-0	0-0	0-0	0	1	1	0	0	0	0	0	0		1	
23	Connor Vanover	f	8-11	4-5	3-3	3	5	8	0	23	0	0	3	0		19	
24	Ethan Henderson	f	1-1	0-0	0-0	2	1	3	1	2	0	0	1	0		7	
33	Bryson Morehead	f	0-1	0-1	0-0	0	0	0	0	0	0	0	0	0		1	
Team						1	3	4									
Totals				48-86		20-40		26-33	20	38	58	12	142	26	7	4	11
FG % 1st Half: 22-39			56.4%	2nd half: 26-47	55.3%	Game: 48-86			55.8%	Deadball Rebound 3.2							
3FG % 1st Half: 12-19			63.2%	2nd half: 8-21	38.1%	Game: 20-40			50.0%								
FT % 1st Half: 5-10			50.0%	2nd half: 21-23	91.3%	Game: 26-33			78.8%								

Officials: Michael Swaboda, Matt Jarman, K.B. Burdette Jr.
 Technical fouls: Mississippi Valley-None. Arkansas-None.
 Attendance: 4400

Score by periods	1st	2nd	Total
Mississippi Valley	30	32	62
Arkansas	61	81	142

Last FG - MVSU 2nd-01:37, ARK 2nd-01:03.
 Largest lead - MVSU by 1 1st-19:20, ARK by 80 2nd-02:08.
 MVSU led for 01:54. ARK led for 37:56. Game was tied for 00:10.

Score tied - 0 times.
 Lead changed - 2 times.

GAME 3						60		Mississippi Valley State 33		27		60		72			
								ARKANSAS		44		28		72			
Dec. 2, 2020 • Fayetteville, Ark. • Bud Walton Arena																	

UT Arlington 60 • 1-3

#	Player		Total		3-Ptr		Rebounds					PF	TP	A	TO	Blk	Stl	Min
			FG-FGA	FT-FTA	FG-FGA	FT-FTA	Off	Def	Tot									
10	Fredelin De La Cruz	f	5-8	1-1	0-1	4	2	6	1	11	0	2	1	1	14			
23	Patrick Mwamba	f	0-4	0-2	0-0	1	3	4	2	0	0	0	1	1	16			
04	David Azore	f	2-4	1-1	0-0	0	1	1	3	5	0	1	0	1	16			
13	Shahada Wells	f	6-11	3-4	2-4	1	2	3	2	17	3	3	0	1	28			
20	Nicolas Elame	f	4-14	0-1	1-2	0	0	0	1	9	3	2	0	1	33			
01	Sam Griffin	f	2-5	0-2	4-4	0	2	2	0	8	0	1	0	1	18			
02	Jordan Phillips	f	1-1	1-1	0-0	0	0	0	2	3	1	1	0	1	11			
03	Carson Bischoff	f	1-4	1-4	0-0	0	2	2	1	3	0	0	0	0	12			
05	Brandyn Talbot	f	0-2	0-2	0-1	0	1	1	1	0	0	0	0	0	9			
12	Lazaro Rojas	f	0-0	0-0	2-2	0	1	1	2	2	0	0	0	0	8			
14	Davis Steelman	f	0-0	0-0	0-0	1	2	3	1	0	0	0	0	0	7			
21	Tre Jones	f	0-0	0-0	0-0	0	1	1	1	0	0	1	1	0	11			
33	McKade Marquis	f	0-0	0-0	0-0	0	0	0	0	0	0	0	0	0	1			
35	Grayson Carter	f	0-1	0-1	2-2	2	0	2	1	2	0	1	0	0	16			
Team							1		3			1						
Totals			21-54		7-19		11-16		10	20	30	18	60	7	13	3	7	200
FG % 1st Half: 12-31			38.7%		2nd half: 9-23		39.1%		Game: 21-54		38.9%		Deadball Rebound 2.1					
3FG % 1st Half: 3-9			33.3%		2nd half: 4-10		40.0%		Game: 7-19		36.8%							
FT % 1st Half: 6-9			66.7%		2nd half: 5-7		71.4%		Game: 11-16		68.8%							

Arkansas 72 • 3-0

#	Player		Total		3-Ptr		Rebounds			PF	TP	A	TO	Blk	Stl	Min
			FG-FTA	FT-FTA	FG-FTA	FT-FTA	Off	Def	Tot							
00	Justin Smith	f	4-15	0-2	3-4	6	3	9	3	11	2	2	0	1	35	
11	Jalen Tate	f	6-12	1-3	1-1	3	3	6	2	14	4	1	1	1	33	
23	Connor Vanover	f	5-6	2-3	0-0	1	1	2	1	12	0	0	2	1	12	
03	Desi Sills	f	1-6	0-3	1-2	1	2	3	2	3	2	1	0	4	31	
05	Moses Moody	f	7-12	2-3	8-10	3	6	9	3	24	1	2	0	0	32	
01	JD Notae	f	1-5	1-3	2-2	0	2	2	0	5	1	1	0	0	12	
02	Vance Jackson Jr.	f	0-5	0-3	0-0	1	4	5	0	0	1	3	0	0	20	
10	Jaylin Williams	f	0-0	0-0	0-0	1	2	3	0	0	0	1	1	1	12	
12	Khalen Robinson	f	1-1	1-1	0-0	0	0	0	5	3	1	0	0	0	13	
Team						1	3	4								
Totals			25-62	7-21	15-19	17	26	43	16	72	12	11	4	8	200	
FG % 1st Half: 15-32			46.9%	2nd half: 10-30	33.3%	Game: 25-62			40.3%	Deadball Rebound 3						
3FG % 1st Half: 6-14			42.9%	2nd half: 1-7	14.3%	Game: 7-21			33.3%							
FT % 1st Half: 8-10			80.0%	2nd half: 7-9	77.8%	Game: 15-19			78.9%							

GAME 5			44	SOUTHERN	20	24	44	79	
				ARKANSAS	42	37	79		
Dec. 9, 2020 • Fayetteville, Ark. • Bud Walton Arena									

Southern U. 44 • 0-3

#	Player	Total		3-Ptr		Rebounds		PF	TP	A	TO	Blk	Stl	Min
		FG-FGA	FT-FGA	FG-FGA	FT-FGA	Off	Def							
40	Damirre Burns	f	4-11	0-1	0-0	2	3	5	1	8	0	1	0	21
35	Kirk Parker	c	0-4	0-0	0-0	2	2	4	0	0	1	0	0	12
01	Ahsante Shivers	g	0-9	0-5	0-0	1	3	4	1	0	1	0	2	29
05	Jayden Saddler	g	4-8	1-1	0-0	1	5	6	2	9	1	4	0	31
20	Lamaricus Lee	g	4-9	0-4	0-0	1	2	3	1	8	2	0	1	27
00	Terrrell Williams		0-0	0-0	0-0	0	1	1	0	0	0	0	0	7
02	Harrison Henderson		0-1	0-0	0-0	0	1	1	0	0	0	0	0	4
04	Isaiah Rollins		0-0	0-0	0-0	0	0	0	0	1	1	0	0	4
10	Delor Johnson		2-5	0-0	4-4	0	2	2	0	8	0	0	0	13
11	DeSean Woods		0-2	0-2	0-0	0	1	1	5	0	2	2	0	9
13	Micah Bradford		0-1	0-0	0-0	0	0	0	2	0	0	0	0	2
22	Andre Allen		3-5	0-0	1-2	1	2	3	4	7	0	1	0	12
23	James Edwards		0-0	0-0	0-0	0	1	1	1	0	1	0	0	2
24	Andre Toure		0-2	0-0	0-0	0	0	0	1	0	1	0	0	5
25	Samkelo Cele		0-3	0-0	0-0	0	4	4	0	0	0	0	0	13
32	Jamarcus Jones		1-3	0-0	2-4	0	0	0	2	4	0	0	0	9
Team						2	2	4						
Totals			18-63	1-13	7-10	10	29	39	21	44	5	15	0	6
FG % 1st Half:		9-33	27.3%	2nd half:	9-30	30.0%	Game:		18-63	28.6%	Deadball Rebounds		3	
3FG % 1st Half:		1-8	12.5%	2nd half:	0-5	0.0%	Game:		1-13	7.7%				
FT % 1st Half:		1-2	50.0%	2nd half:	6-8	75.0%	Game:		7-10	70.0%				

Arkansas 79 • 5-0

#	Player	Total		3-Ptr		Rebounds		PF	TP	A	TO	Blk	Stl	Min
		FG-FGA	FT-FGA	FG-FGA	FT-FGA	Off	Def							
00	Justin Smith	f	4-9	0-1	3-6	3	1	4	1	11	2	2	1	0
11	Jalen Tate	f	5-9	1-4	1-2	0	4	4	1	12	2	2	0	2
23	Connor Vanover	f	1-4	1-3	0-0	0	9	9	1	3	0	0	3	3
03	Desi Sills	g	4-7	3-5	0-1	0	3	3	0	11	5	0	1	1
05	Moses Moody	g	5-10	2-4	0-0	3	2	5	1	12	2	2	1	0
01	JD Notae		5-11	2-8	0-1	0	2	2	1	12	0	0	0	1
02	Vance Jackson Jr.		1-4	1-4	0-0	2	0	2	2	3	2	1	0	0
04	Davonte Davis		5-8	1-1	3-3	3	4	7	1	14	2	1	0	0
10	Jaylin Williams		0-1	0-1	0-2	0	2	2	1	0	1	2	0	0
12	Khalen Robinson		0-4	0-2	1-2	0	2	2	1	1	1	2	0	1
13	Emeka Obukwelu		0-0	0-0	0-0	0	0	0	0	0	0	0	0	0
14	Brandon Kimble		0-0	0-0	0-0	0	0	0	0	0	0	1	0	0
24	Ethan Henderson		0-0	0-0	0-0	1	1	2	0	0	0	0	0	0
33	Bryson Morehead		0-0	0-0	0-0	0	0	0	0	0	0	0	0	1
Team						1	3	4						
Totals			30-67	11-33	8-17	13	33	46	10	79	16	12	8	8
FG % 1st Half:		17-36	47.2%	2nd half:	13-31	41.9%	Game:		30-67	44.8%	Deadball Rebounds		4.2	
3FG % 1st Half:		4-16	25.0%	2nd half:	7-17	41.2%	Game:		11-33	33.3%				
FT % 1st Half:		4-7	57.1%	2nd half:	4-10	40.0%	Game:		8-17	47.1%				

Officials: Errol Lewis,Randy Heimerman,Jason Baker

Technical fouls: Southern U.-None. Arkansas-None.

Attendance: 3256

Score by periods	1st	2nd	Total
Southern U.	20	24	44
Arkansas	42	37	79

	In	Off	2nd	Fast	Bench
Points	Paint	T/O	Chance	Break	
SU	26	11	6	8	19
ARK	32	22	22	16	30

Last FG - SU 2nd-04:03, ARK 2nd-00:18.

Largest lead - SU None, ARK by 35 2nd-00:18.

SU led for 00:00. ARK led for 39:40. Game was tied for 00:20.

GAME 7		ORU		76	Oral Roberts	40	36	76	87	
				ARKANSAS	30	57	87			
Dec. 12, 2020 • Fayetteville, Ark. • Bud Walton Arena										

Oral Roberts 76 • 3-5

#	Player	Total		3-Ptr		Rebounds		PF	TP	A	TO	Blk	Stl	Min
		FG-FGA	FT-FGA	FG-FGA	FT-FGA	Off	Def							
00	Kevin Obanor	f	7-12	0-1	7-8	2	8	10	2	21	0	2	1	1
22	Francis LaCis	f	0-4	0-2	2-3	2	1	3	3	2	0	1	2	1
02	Kareem Thompson	g	5-14	3-6	0-0	2	4	6	2	13	3	2	1	0
03	Max Abmas	g	4-11	1-6	2-3	0	0	0	4	11	4	2	0	3
10	RJ Glasper	g	5-13	1-6	3-4	0	4	4	4	14	2	2	0	0
11	Carlos JÃrgens		0-2	0-1	4-6	0	1	1	2	4	1	2	0	3
14	DeShang Weaver		4-7	3-6	0-0	0	5	5	5	11	1	1	3	1
23	Sheldon Stevens		0-1	0-1	0-0	0	0	0	0	0	0	0	0	1
Team						1	2	3						
Totals			25-64	8-29	18-24	7	25	32	22	76	11	13	7	10
FG % 1st Half:		14-35	40.0%	2nd half:	11-29	37.9%	Game:		25-64	39.1%	Deadball Rebounds		3.1	
3FG % 1st Half:		4-15	26.7%	2nd half:	4-14	28.6%	Game:		8-29	27.6%				
FT % 1st Half:		8-11	72.7%	2nd half:	10-13	76.9%	Game:		18-24	75.0%				

Arkansas 87 • 7-0

#	Player	Total		3-Ptr		Rebounds		PF	TP	A	TO	Blk	Stl	Min
		FG-FGA	FT-FGA	FG-FGA	FT-FGA	Off	Def							
00	Justin Smith	f	9-20	0-3	4-5	10	7	17	2	22	0	3	1	2
11	Jalen Tate	f	4-10	0-1	0-0	3	3	6	4	8	4	5	0	1
23	Connor Vanover	f	1-5	1-3	0-0	1	2	3	0	3	0	0	0	0
03	Desi Sills	g	6-13	1-4	3-4	4	6	10	3	16	2	1	1	1
05	Moses Moody	g	7-12	1-4	3-6	4	3	7	1	18	1	2	1	1
01	JD Notae		4-13	0-6	7-8	0	5	5	2	15	3	2	3	1
02	Vance Jackson Jr.		1-3	1-3	2-4	1	3	4	1	5	2	0	0	1
04	Davonte Davis		0-1	0-0	0-0	0	1	1	3	0	2	1	0	1
12	Khalen Robinson		0-0	0-0	0-0	0	1	1	2	0	0	0	1	0
Team						1	3	4						
Totals			32-77	4-24	19-27	24	34	58	18	87	14	15	7	8
FG % 1st Half:		12-40	30.0%	2nd half:	20-37	54.1%	Game:		32-77	41.6%	Deadball Rebounds		3.1	
3FG % 1st Half:		2-16	12.5%	2nd half:	2-8	25.0%	Game:		4-24	16.7%				
FT % 1st Half:		4-7	57.1%	2nd half:	15-20	75.0%	Game:		19-27	70.4%				

Officials: Michael Roberts,James Breeding,Doug Shows

Technical fouls: Oral Roberts-None. Arkansas-TEAM.

Attendance: 4201

Score by periods	1st	2nd	Total
Oral Roberts	40	36	76
Arkansas	30	57	87

Last FG - ORU 2nd-02:19, ARK 2nd-00:58.

Largest lead - ORU by 12 1st-04:53, ARK by 11 2nd-00:37.

ORU led for 20:20. ARK led for 17:17. Game was tied for 00:23.

Score tied - 2 times.
Lead changed - 6 times.

GAME 6				75	CENTRAL ARKANSAS	35	40	57	79	
					ARKANSAS	41	59	100		
				Dec. 12, 2020 • Fayetteville, Ark. • Bud Walton Arena						

Central Arkansas 75 • 0-4

#	Player		Total		3-Ptr		Rebounds			PF	TP	A	TO	Blk	Stl	Min													
			FG-FGA	FG-FGA	FT-FTA	Off	Def	Tot																					
23	Samson George	f	3-11	0-3	0-0	1	3	4	0	6	1	0	0	0	20														
24	Jared Chatham	f	5-9	0-0	0-0	2	8	10	1	10	0	3	0	0	25														
01	Rylan Bergersen	f	4-12	1-5	4-4	0	3	3	1	13	4	3	3	0	35														
04	Khaleem Bennett	f	1-4	0-1	2-4	1	3	4	1	4	0	0	0	1	22														
55	Deandre Jones	f	4-11	3-8	2-2	0	2	2	3	13	7	3	0	3	35														
00	SK Shittu		4-4	1-1	2-2	3	5	8	0	11	0	3	1	0	13														
05	Masai Olowokere		0-0	0-0	0-0	0	0	0	0	0	0	0	0	0	2														
10	Kragen Bradley		0-0	0-0	0-0	0	0	0	0	0	1	0	0	0	1														
12	Trey South		0-0	0-0	0-0	0	0	0	0	0	0	0	0	0	1														
13	Eddy Kayouloud		3-7	1-2	0-0	0	3	3	1	7	1	1	0	0	23														
20	Brendan Simmons		1-1	1-1	0-0	0	0	0	1	3	0	0	0	0	1														
21	Jonas Munson		0-0	0-0	0-0	0	0	0	1	0	0	0	0	0	1														
32	Churchill Bounds		0-0	0-0	0-0	0	0	0	1	0	0	0	0	0	2														
34	Jaxson Baker		3-7	2-5	0-0	1	0	1	2	8	0	1	0	1	19														
	Team					0	2	2																					
Totals			28-66		9-26		10-12			8		29		37		12		75		14		14		1		5		200	
FG % 1st Half:			15-32		46.9%		2nd half:		13-34		38.2%		Game:		28-66		42.4%										Deadball		
3FG % 1st Half:			5-13		38.5%		2nd half:		4-13		30.8%		Game:		9-26		34.6%										Rebound		
FT % 1st Half:			0-0		0.0%		2nd half:		10-12		83.3%		Game:		10-12		83.3%										1.		

GAME 9		97	ARKANSAS	47	50	97	85	
ESPN 2			Auburn	41	44	85		
Dec. 30, 2020 • Auburn, Ala. • Auburn Arena								

Arkansas 97 • 9-0,1-0 SEC

#	Player	Total		3-Ptr		Rebounds			PF	TP	A TO Blk			Stl	Min
		FG-FGA	FG-FGA	FT-FTA	FT-FTA	Off	Def	Tot			A	TO	Blk		
00	Justin Smith	f	2-3	0-0	0-2	1	3	4	1	4	1	1	0	0	12
23	Connor Vanover	f	5-11	1-6	6-6	3	2	5	3	17	0	0	1	1	26
03	Desi Sills	f	8-15	4-7	3-6	4	2	6	0	23	2	2	1	2	35
05	Moses Moody	f	4-11	2-6	6-6	2	4	6	2	16	1	2	0	2	39
11	Jalen Tate	f	5-8	0-1	2-2	0	3	3	4	12	4	2	0	2	29
02	JD Notae	f	6-12	2-6	7-9	0	3	3	1	21	2	2	2	4	27
02	Vance Jackson Jr.	f	0-2	0-2	0-0	0	2	2	1	0	1	0	0	0	12
04	Davonte Davis	f	2-3	0-0	0-0	1	0	1	0	4	1	0	0	2	13
10	Jaylin Williams	f	0-0	0-0	0-0	1	1	2	2	0	1	0	0	0	4
12	Khalen Robinson	f	0-0	0-0	0-0	0	0	0	1	0	0	0	0	0	2
24	Ethan Henderson	f	0-0	0-0	0-0	0	0	0	1	0	0	0	0	0	1
Team						1	1	2			1				
Totals			32-65	9-28	24-31	13	21	34	16	97	13	10	4	13	200
FG % 1st Half:		18-32	56.3%	2nd half:	14-33	42.4%	Game:		32-65	49.2%	Deadball				
3FG % 1st Half:		7-17	41.2%	2nd half:	2-11	18.2%	Game:		9-28	32.1%	Rebounds				
FT % 1st Half:		4-6	66.7%	2nd half:	20-25	80.0%	Game:		24-31	77.4%	4				

Auburn 85 • 6-3,0-1 SEC

#	Player	Total		3-Ptr		Rebounds			PF	TP	A TO Blk			Stl	Min
		FG-FGA	FG-FGA	FT-FTA	FT-FTA	Off	Def	Tot			A	TO	Blk		
10	JT Thor	f	1-4	0-2	3-6	2	1	3	1	5	2	0	2	0	19
23	Jaylin Williams	f	5-8	2-2	1-4	1	1	2	2	13	2	5	0	0	30
22	Allen Flanigan	f	6-11	3-7	4-5	3	7	10	3	19	3	5	0	0	29
24	Justin Powell	f	1-8	0-3	2-3	2	4	6	2	4	9	7	0	2	32
05	Devon Cambridge	f	5-6	5-6	0-0	0	4	4	3	15	0	0	0	1	21
01	Jamal Johnson	f	7-11	5-7	2-2	0	1	1	3	21	0	0	0	3	23
04	Javon Franklin	f	0-1	0-1	0-2	0	0	0	0	0	2	0	0	0	3
05	Chris Moore	f	0-1	0-1	2-2	1	1	2	1	2	0	0	0	0	15
13	Babatunde Akingbola	f	1-1	0-0	0-0	0	1	1	3	2	0	0	3	0	12
44	Dylan Cardwell	f	2-3	0-0	0-0	1	3	4	2	4	0	1	0	0	16
Team						1	0	1			1				
Totals			28-54	15-29	14-24	11	23	34	20	85	18	19	5	6	200
FG % 1st Half:		15-28	53.6%	2nd half:	13-26	50.0%	Game:		28-54	51.9%	Deadball				
3FG % 1st Half:		9-17	52.9%	2nd half:	6-12	50.0%	Game:		15-29	51.7%	Rebounds				
FT % 1st Half:		2-9	22.2%	2nd half:	12-15	80.0%	Game:		14-24	58.3%	4				

Officials: Rob Rorke,Vladimir Voyard-Tadal,Terry Oglesby

Technical fouls: Arkansas-None. Auburn-None.

Attendance: 1824

Score by periods	1st	2nd	Total
Arkansas	47	50	97
Auburn	41	44	85

Last FG - ARK 2nd-00:00, AUB 2nd-00:11.

Largest lead - ARK by 12 2nd-00:00, AUB by 1 1st-16:00.

ARK led for 38:33, AUB led for 00:19, Game was tied for 01:08.

Score tied - 2 times.

Lead changed - 2 times.

GAME 11		74	ARKANSAS	40	34	74	79	
ESPN 2			#9/8 Tennessee	33	46	79		
Jan. 6, 2021 • Knoxville, Tenn. • Thompson-Boling Arena								

Arkansas 74 • 9-2,1-2 SEC

#	Player	Total		3-Ptr		Rebounds			PF	TP	A TO Blk			Stl	Min
		FG-FGA	FG-FGA	FT-FTA	FT-FTA	Off	Def	Tot			A	TO	Blk		
10	Jaylin Williams	f	3-3	0-0	0-0	0	2	2	6	0	4	1	0	1	14
11	Jalen Tate	f	7-11	1-2	0-1	0	5	5	4	15	6	6	0	1	30
23	Connor Vanover	f	5-9	1-3	1-1	2	5	7	4	12	0	0	1	0	27
03	Desi Sills	f	0-1	0-1	0-0	2	0	2	2	0	0	3	0	0	18
05	Moses Moody	f	1-8	1-4	3-3	0	2	2	4	6	1	0	0	0	37
01	JD Notae	f	7-11	2-4	3-3	0	4	4	1	19	3	4	0	0	28
02	Vance Jackson Jr.	f	5-10	3-6	1-2	0	9	9	2	14	1	0	0	0	33
04	Davonte Davis	f	1-2	0-0	0-0	0	0	0	1	2	0	1	0	1	5
12	Khalen Robinson	f	0-0	0-0	0-0	0	2	2	2	0	1	1	0	0	5
24	Ethan Henderson	f	0-0	0-0	0-0	0	0	0	0	0	1	0	0	0	3
Team						2	2	4							
Totals			29-55	8-20	8-10	6	31	37	22	74	12	20	2	2	200
FG % 1st Half:		16-28	57.1%	2nd half:	13-27	48.1%	Game:		29-55	52.7%	Deadball				
3FG % 1st Half:		5-11	45.5%	2nd half:	3-9	33.3%	Game:		8-20	40.0%	Rebounds				
FT % 1st Half:		3-3	100.0%	2nd half:	5-7	71.4%	Game:		8-10	80.0%	0				

Tennessee 79 • 8-1,2-1 SEC

#	Player	Total		3-Ptr		Rebounds			PF	TP	A TO Blk			Stl	Min
		FG-FGA	FG-FGA	FT-FTA	FT-FTA	Off	Def	Tot			A	TO	Blk		
10	John Fulkerson	f	6-11	0-0	4-6	0	8	8	0	16	3	0	3	0	33
35	Yves Pons	f	3-6	0-2	0-0	2	1	3	0	6	1	0	4	0	33
05	Josiah-Jordan James	f	6-12	2-6	3-5	1	8	9	3	17	1	0	1	3	36
25	Santiago Vescovi	f	1-7	0-4	2-2	0	2	2	3	4	3	2	0	3	24
45	Keon Johnson	f	4-8	0-1	6-6	0	2	2	0	14	1	1	0	1	24
11	Jaden Springer	f	2-7	1-2	0-1	0	0	0	2	5	3	1	0	2	21
12	Victor Bailey Jr.	f	5-9	2-3	5-6	0	1	1	3	17	0	0	1	1	23
33	Uros Plavsic	f	0-0	0-0	0-0	0	0	0	0	0	0	0	0	0	2
55	E.J. Anosike	f	0-0	0-0	0-0	0	0	0	1	0	1	0	0	0	4
Team						3	0	3			1				
Totals			27-60	5-18	20-26	6	22	28	12	79	13	5	9	10	200
FG % 1st Half:		14-34	41.2%	2nd half:	13-26	50.0%	Game:		27-60	45.0%	Deadball				
3FG % 1st Half:		2-10	20.0%	2nd half:	3-8	37.5%	Game:		5-18	27.8%	Rebounds				
FT % 1st Half:		3-5	60.0%	2nd half:	17-21	81.0%	Game:		20-26	76.9%	2				

Officials: Jason Baker,Olandis Poole,Vladimir Voyard-Tadal

Technical fouls: Arkansas-None. Tennessee-None.

Attendance: 4191

Score by periods	1st	2nd	Total
Arkansas	40	34	74
Tennessee	33	46	79

Last FG - ARK 2nd-00:26, UT 2nd-04:50.

Largest lead - ARK by 7 1st-09:23, UT by 8 2nd-03:56.

ARK led for 24:35, UT led for 11:27. Game was tied for 03:58.

Score tied - 5 times.

Lead changed - 5 times.

GAME 10		81	#12/12 Missouri	33	48	81	68	
CBS			ARKANSAS	30	38	68		
Jan. 2, 2021 • Fayetteville, Ark. • Bud Walton Arena								

Missouri 81 • 7-1,1-1 SEC

#	Player		Total		3-Ptr	Rebounds					PF	TP	A TO Blk			Stl	Min
			FG-FGA	FG-FGA	FT-FTA	Off	Def	Tot	A	TO			Blk				
23	Jeremiah Tilmon	f	9-13	0-0	7-10	3	8	11	3	25	0	1	0	0	27		
24	Kobe Brown	f	3-4	0-0	0-0	1	5	6	4	6	0	0	0	0	14		
01	Xavier Pinson	f	5-11	1-4	12-15	1	4	5	3	23	4	2	0	0	32		
12	Dru Smith	g	2-4	2-2	0-0	0	3	3	4	6	1	6	1	2	27		
13	Mark Smith	g	3-7	2-6	3-5	1	8	9	4	11	0	8	0	1	35		
00	Torrence Watson		0-2	0-2	0-2	1	1	2	0	0	0	0	0	0	7		
02	Drew Buggs		0-1	0-0	3-4	0	4	4	3	3	4	2	0	0	13		
04	Javon Pickett		2-6	0-3	1-1	0	3	3	4	5	4	2	0	0	24		
05	Mitchell Smith		0-3	0-2	2-2	0	3	3	4	2	1	0	0	0	21		
Team						3	2	5									
Totals			24-51	5-19	28-39	10	41	51	29	81	14	21	1	3	200		
FG % 1st Half: 12-27			44.4%	2nd half: 12-24	50.0%	Game: 24-51		47.1%		Deadball Rebounds							
3FG % 1st Half: 1-8			12.5%	2nd half: 4-11	36.4%	Game: 5-19		26.3%									
FT % 1st Half: 8-15			53.3%	2nd half: 20-24	83.3%	Game: 28-39		71.8%									

GAME 13			76	ARKANSAS	31	45	76	92	LSU
Jan. 13, 2021 • Baton, Rouge, La. • Maravich Center									

Arkansas 76 • 10-3,2-3 SEC

#	Player	Total		3-Ptr		Rebounds			PF	TP	A	TO	Blk	Stl	Min
		FG-FGA	FG-FGA	FT-FTA	Off	Def	Tot								
02	Vance Jackson Jr.	f	1-8	0-4	0-0	3	4	7	1	2	1	1	0	1	22
23	Connor Vanover	f	1-3	1-2	0-0	1	1	2	1	3	0	0	0	0	8
04	Davonte Davis	e	1-11	0-1	2-3	1	2	3	1	4	2	2	1	2	27
05	Moses Moody	e	7-18	1-5	3-4	5	1	6	4	18	2	3	0	2	36
11	Jalen Tate	e	2-5	1-4	1-2	0	1	1	2	6	1	4	0	0	21
01	JD Notae		8-20	3-10	3-4	3	2	5	3	22	1	2	0	3	26
03	Desi Sills		4-8	2-5	4-4	0	4	4	2	14	0	0	0	0	29
10	Jaylin Williams		2-3	0-0	3-3	4	6	10	5	7	1	3	1	2	28
24	Ethan Henderson		0-0	0-0	0-0	0	0	0	1	0	0	0	0	0	3
	Team				0	1	1								
Totals		26-76	8-31	16-20	17	22	39		20	76	8	15	2	10	200
FG % 1st Half: 12-34		35.3%	2nd half: 14-42		33.3%	Game: 26-76		34.2%	Deadball Rebounds 3						
3FG % 1st Half: 4-14		28.6%	2nd half: 4-17		23.5%	Game: 8-31		25.8%							
FT % 1st Half: 3-3		100.0%	2nd half: 13-17		76.5%	Game: 16-20		80.0%							

LSU 92 • 9-2,4-1 SEC

#	Player	Total		3-Ptr		Rebounds			PF	TP	A	TO	Blk	Stl	Min
		FG-FGA	FG-FGA	FT-FTA	Off	Def	Tot								
00	Mwani Wilkinson	f	4-4	1-1	2-2	2	4	6	3	11	1	0	0	2	28
02	Trendon Watford	f	9-16	1-2	4-4	2	8	10	3	23	0	6	0	0	33
04	Darius Days	f	8-10	2-4	0-0	5	8	13	2	18	0	2	1	2	30
01	Javonte Smart	e	4-13	1-3	4-7	1	2	3	2	13	5	2	0	0	35
24	Cameron Thomas	e	5-15	1-7	6-8	0	4	4	2	17	3	3	0	1	32
03	Jalen Cook		0-0	0-0	0-0	0	1	1	2	0	0	1	0	0	3
11	Josh LeBlanc		1-2	0-0	0-0	1	2	3	2	2	0	0	2	0	15
15	Aundre Hyatt		2-3	1-1	0-0	1	3	4	1	5	0	0	0	1	11
25	Eric Gaines		1-2	0-1	1-3	0	1	1	3	3	1	4	0	1	13
	Team				2	1	3				1				
Totals		34-65	7-19	17-24	14	34	48		20	92	10	19	3	7	200
FG % 1st Half: 18-36		50.0%	2nd half: 16-29		55.2%	Game: 34-65		52.3%	Deadball Rebounds 2						
3FG % 1st Half: 6-14		42.9%	2nd half: 1-5		20.0%	Game: 7-19		36.8%							
FT % 1st Half: 9-11		81.8%	2nd half: 8-13		61.5%	Game: 17-24		70.8%							

Officials: Rob Rorke,Todd Austin,Don Daily
 Technical fouls: Arkansas-None. LSU-None.
 Attendance: 2540

Score by periods	1st	2nd	Total
Arkansas	31	45	76
LSU	51	41	92

	In Paint	Off T/O	2nd Chance	Fast Break	Bench
Points					
ARK	34	18	21	14	43
LSU	48	18	25	12	10

Last FG - ARK 2nd-00:52, LSU 2nd-01:48.
 Largest lead - ARK by 4 1st-18:53, LSU by 31 1st-06:30.
 ARK led for 02:49. LSU led for 36:34. Game was tied for 00:37.

Score tied - 1 time.
 Lead changed - 1 time.

LAST TIME AN ARKANSAS PLAYER...

• SCORING •

Scored 25 Points: 25 Moses Moody vs Georgia (01/09/21)

Scored 30 Points: 30 Mason Jones at Texas A&M (03/07/20)

Scored 40 Points: 40 Mason Jones vs Auburn (02/04/20)

Scored 50 Points: 51 Rotnei Clarke vs. Alcorn State (11/13/09)

RECORD: 51 Rotnei Clarke vs. Alcorn State (11/13/09)

• FIELD GOALS MADE •

Made 15 Field Goals: 15 (15-21) Rotnei Clarke vs. Alcorn State (11/13/09)

Made 20 Field Goals: 20 (2-30) Dean Tolson vs. Texas A&M (03/02/74)

RECORD: 20 (20-30) Dean Tolson vs. Texas A&M (03/02/74)

• FIELD GOALS ATTEMPTED •

Attempted 20 Field Goals: 20 (8-20) JD Notae at LSU (01/13/21)

Attempted 25 Field Goals: 26 (9-26) Courtney Fortson at Mississippi State (01/14/10)

RECORD: 30 (20-30) Dean Tolson vs. Texas A&M (03/02/74)

• FIELD GOAL PERCENTAGE •

Shot 100% FG (Min. 7 att): Daniel Gafford (7-7) at Texas Tech (01/26/19)

RECORD (min 8 att): 100% 8x - Best: Daryll Saulsberry (10-10) 1975

• 3-POINTERS MADE •

Made 7 3-pointers: 8 (8-11) Mason Jones at Texas A&M (03/07/20)

Made 10 3-pointers: 10 (10-13) by Isaiah Joe vs. FIU (12/01/18)

Made 11-Plus 3-pointers: 13 (13-17) by Rotnei Clarke vs. Alcorn State (11/13/09)

RECORD: 13 (13-17) by Rotnei Clarke vs. Alcorn State (11/13/09) (SEC record)

• 3-POINTERS ATTEMPTED •

Attempted 15 3-Pointers: 15 (6-15) Isaiah Joe at Texas A&M (03/07/20)

Attempted 20 3-Pointers: 24 (10-24) Pat Bradley vs. North Texas (12/30/98)

RECORD: 24 (10-24) Pat Bradley vs. North Texas (12/30/98) (SEC record)

• FREE THROWS MADE •

Made 10 Free Throws: 12 Mason Jones (12-14) vs LSU (03/04/20)

Made 15 Free Throws: 18 (18-21) Mason Jones vs Mississippi State (02/15/20)

Made 20 Plus Free Throws: 22 (22-24) Martin Terry vs. Texas A&M (01/22/72)

RECORD: 22 (22-24) by Martin Terry vs. Texas A&M (01/22/72)

• FREE THROWS ATTEMPTED •

Attempted 15 Free Throws: 15 (12-15) Mason Jones vs Tennessee (02/26/20)

Attempted 20 Free Throws: 21 (18-21) Mason Jones vs Miss State (02/15/20)

Attempted 24 Plus Free Throws: 24 (22-24) Martin Terry vs. Texas A&M (01/22/72)

RECORD: 24 (22-24) Martin Terry vs. Texas A&M (01/22/72)

• FREE THROW PERCENTAGE •

Shot 100% FT (min 10 att): 12-12 Isaiah Joe vs Tennessee (02/26/20)

RECORD (min. 11 att): 9x - Best: Tommy Boyer (18-18) in 1963

• REBOUNDS •

Grabbed 10-14 Rebounds: 10 Jaylin Williams at LSU (01/13/21)

Grabbed 15-20 Rebounds: 17 Justin Smith vs Oral Roberts (12/20/20)

Grabbed 20-Plus Rebounds: 23 Nick Davis vs. Jackson State (11/21/97)

RECORD: 23 by Nick Davis vs. Jackson State (11/21/97)

• **Grabbed 10 Offensive Rebounds: 10 Justin Smith vs Oral Roberts (12/20/20)**

• **Grabbed 14 Defensive Rebounds: 14 Connor Vanover vs North Texas (11/28/20)**

• ASSISTS •

Had 10 Assists: 10 by Jalen Tate vs Georgia (01/09/21)

Had 15 Assists: 15 by Dontell Jefferson vs. Portland State (11/18/05)

RECORD: 15 by Dontell Jefferson vs. Portland State (11/18/05)

• STEALS •

Had 5 Steals: 5 Isaiah Joe vs Texas Southern (11/19/19)

Had 6-7 Steals: 6 Isaiah Joe at Georgia Tech (11/25/19)

Had 8-9 Steals: 9 Robert Shepard at Arizona (12/06/92)

RECORD: 9 by Robert Shepard at Arizona (12/06/92)

• BLOCKED SHOTS •

Had 5 Blocks: 5 Adrio Bailey vs Valpo (12/21/19)

Had 6-9 Blocks: 6 Connor Vanover vs North Texas (11/28/20)

Had 10 Blocks: 10 Steven Hill vs. Texas State (12/06/05)

RECORD: 10 Steven Hill vs. Texas St. (12/06/05) & Oliver Miller vs. Texas (02/04/90)

• TURNOVERS •

Committed 5-9 Turnovers: 5 Jalen Tate at Tennessee (01/06/21)

Committed 10 Plus Turnovers: 10 Courtney Fortson at South Carolina (02/21/09)

• MINUTES PLAYED •

38 Minutes (Regulation): 38:29 Moses Moody (01/02/21)

39 Minutes (Regulation): 39:31 Isaiah Joe at Georgia (02/29/20)

40 Minutes (Regulation): Jimmy Whitt Jr. at LSU (01/08/20) & vs TCU (01/25/20)

40 Minutes (OT): 40:00 Jimmy Whitt Jr., at Missouri (02/08/20)

45 Plus Minutes: 47 by BJ Young vs. Auburn (01/16/13)

• MISCELLANEOUS •

2 Players Scored 20+ Pts In Same Game: Moses Moody (25) & Davonte Davis (20) vs Georgia (01/09/21)

3 Players Scored 20+ Pts In Same Game: at Georgia (02/29/20)

Mason Jones (26), Isaiah Joe (26) & Desi Sills (21)

2 Players Scored 20+ Pts In Back-To-Back Gms: Jones (37/26) & Joe (22/26)

vs. Tennessee (02/26/20) and at Georgia (02/29/20)

2 Players Scored 20+ Pts In 3 Straight: Jones (41/20/21) & Joe (20/21/24)

vs Tulsa (12/14/19), Valpo (12/21/19) and Indiana (12/29/19)

8 Players Scored in Double Digits: Mississippi Valley State (11/25/20)

Vanover (25), Sills (19), Moody (16), Jackson (15), Robinson (15), Smith (13),

Notae (13), Tate (12)

Scored 20 or More Points in Five-Plus Consecutive Games: (5) by Mason Jones

37, 26, 36, 30, 22 (02/26/20 to 03/11/20)

Scored 20 or More Points in 10-Plus Consecutive Games: (11) by Todd Day

20, 23, 26, 26, 22, 31, 23, 21, 27, 21, 20 (12/01/90 to 01/12/91)

Scored 30 or More Points in 3 Straight Games: Mason Jones (only Razorback)

34 vs. S. Carolina (01/29/20), 30 at Alabama (02/01/20), 40 vs Auburn (02/04/20)

Most Points in Back-To-Back Games: 82 by Martin Terry

35 at TCU (02/20/73) and 47 vs. SMU (02/24/73)

Consecutive Free Throws Made: 48 by Ricky Medlock (20 gms; 12/21/74 to 03/04/75)

Double-Double: Pts/Rebs: Moses Moody (18 & 10) vs Missouri (01/02/21)

Double-Double: Pts/Assists: Jalen Tate (15 & 10) vs Georgia (01/09/21)

Two Players with Double-Double in Same Game: vs Oral Roberts (12/20/20)

Justin Smith (22 pts, 17 rebs) and Desi Sills (16 pts, 10 rebs)

Had 5-Plus Assists in 5-Plus Consecutive Games: (6) by Jalen Harris

11, 6, 10, 12, 7, 10 (11/21/81 thru 12/15/18)

Had 10 or More Assists in Back-to-Back Games: Jalen Harris

10 vs. FIU (12/01/18) and 12 at Colorado State (12/05/18)

Three-Plus Players with 5-Plus Assists in a Game: vs. Montana State (11/21/18)

Jalen Harris (11), Isaiah Joe (5) and Desi Sills (5)

Had 5 or More Steals in Back-to-Back Games: Ronnie Brewer

5 vs. Western Illinois (01/01/06) and 5 vs. Mississippi State (01/07/06)

LAST TIME AN OPPONENT PLAYER...

• SCORING •

Scored 25 Points: 25 Jeremiah Tilmon (02/01/21)

Scored 30 Points: 30 Saben Lee vs Vanderbilt (03/11/20)

Scored 40 Points: 45 Jodie Meeks vs. Kentucky (02/14/09)

Scored 50 Points: 56 Oscar Robertson vs. Cincinnati (03/15/58) **(on record)**

• FIELD GOALS MADE •

Made 15 Field Goals: 17 (17-24) Jodie Meeks vs. Kentucky (02/14/09)

Made 20 Field Goals: 21 Oscar Robertson vs. Cincinnati (03/15/58) **(on record)**

• FIELD GOALS ATTEMPTED •

Attempted 20 Field Goals: 22 (11-22) Braden Shackelford at Alabama (02/01/20)

Attempted 25 Field Goals: 28 (11-28) Devan Downey vs. South Carolina (02/17/10)

• FIELD GOAL PERCENTAGE •

Shot 100% FG (Min. 7 att): Adam Wing (8-8) vs. Evansville (12/08/15)

• 3-POINTERS MADE •

Made 7 3-pointers: 7 (7-15) Tyler Hall vs. Montana State (11/21/18)

Made 10 3-pointers: 10 (10-19) Lance Weems at Auburn (01/06/96)

• 3-POINTERS ATTEMPTED •

Attempted 15 3-pointers: 15 (7-15) Tyler Hall vs. Montana State (11/21/18)

Attempted 20 3-pointers: 22 (5-22) Jeff Fryer vs. Loyola Marymount (03/16/89)

• FREE THROWS MADE •

Made 10 Free Throws: 12 (12-15) Xavier Pinson (01/02/21)

Made 15 Free Throws: 15 (15-17) Keyontae Johnson at Florida (02/18/20)

• FREE THROWS ATTEMPTED •

Attempted 15 Free Throws: 15 (12-15) Xavier Pinson (01/02/21)

Attempted 20 Free Throws: 24 (18-24) Frank Williams vs. Illinois (12/08/01)

• FREE THROW PERCENTAGE •

Shot 100% FT (min 10 att): 14-14 Grant Williams at Tennessee (01/15/19)

• REBOUNDS •

Grabbed 15-19 Rebounds: 18 Kevin Samuel vs TCU (01/25/20)

Grabbed 20 Rebounds: 20 Antonio McDyess vs. Alabama (03/11/95)

• **Grabbed 10 Offensive Rebounds: 11 Tyler Davis at Texas A&M (01/30/18)**

• **Grabbed 10 Defensive Rebounds: 11 Kevin Samuel vs TCU (01/25/20)**

• ASSISTS •

Had 10 Assists: 11 Tremont Waters vs. LSU (01/12/19)

Had 13 Assists: 13 Chuck Evans at Mississippi State (01/27/93) **(on record)**

• STEALS •

Had 5 Steals: 6 Alpha Diallo at Providence (03/19/19)

Had 8 Steals: 8 Terry Conerway vs. Texas State (12/21/02)

• BLOCKED SHOTS •

Had 6-9 Blocks: 7 Stefan Moody at Ole Miss (02/13/16)

Had 10 Plus Blocks: 10 P.J. Roberson vs. Grambling State (11/26/11)

• TURNOVERS •

Committed 5-9 Turnovers: 6 Trendon Watford at LSU (01/13/21)
Committed 10 Plus Turnovers: 12 Devin Gibson vs. UTA (12/12/07)

LAST TIME ARKANSAS HIGHS...

• SCORING •

Scored 100-119 Points: 104 vs. Oral Roberts (12/19/17)
Scored 120-Plus Points: 142 vs. Mississippi Valley State (11/25/20)
Scored 50 Points in 1st Half: 61 vs Miss Valley State (11/25/20)
Scored 50 Points in 2nd Half: 56 vs Georgia (01/09/21)
Scored 60 or More Points in a Half: 61 (1st) vs. Miss Valley State (11/25/20)
Scored 70 or More Points in a Half: 71 (1st) vs. Alcorn (11/13/09)
Scored 80 or More Points in a Half: 81 (2nd) vs. Miss Valley State (11/25/20)
Most Points in a Half: 88 (2nd) vs. U.S. International (12/09/89)

• FIELD GOALS MADE •

Made 30 Field Goals: 36 (36-69) vs Georgia (01/09/21)
Made 40 Field Goals: 40 (40-76) vs Central Arkansas (12/12/20)
Made 50 Field Goals: 57 (57-99) vs. Troy (12/10/96)
RECORD: 68 (68-101) vs. U.S. International (12/09/89)

• FIELD GOALS ATTEMPTED •

Attempted 70 Field Goals: 76 (26-76) at LSU (01/13/21)
Attempted 80 Field Goals: 86 (48-86) vs Miss Valley State (11/25/20)
Attempted 90 Field Goals: 99 (57-99) vs. Troy (12/10/96)
Attempted 100 Field Goals: 101 (68-101) vs. US International (12/09/89)
RECORD: 101 (68-101) vs. U.S. International (12/09/89)

• FIELD GOAL PERCENTAGE •

Shot 60% FG: 60.9 (42-69) vs. FIU (12/01/18)
Shot 70% or Better FG: 72.7 (32-44) vs. Alabama State (12/21/83)
RECORD: 79.4 (27-34) vs. Texas Tech (1979)

• 3-POINTERS MADE •

Made 15 3-pointers: 16 (16-24) vs. Mississippi State (01/09/16)
Made 20 3-pointers: 20 (20-40) vs Miss Valley State (11/25/20)
RECORD: 21 (21-37) vs. Troy (12/10/96)

• 3-POINTERS ATTEMPTED •

Attempted 25 3-pointers: 28 (7-28) vs Missouri (01/02/21)
Attempted 30 3-pointers: 31 (8-31) at LSU (01/13/21)
Attempted 40 3-pointers: 40 (20-40) vs Miss Valley State (11/25/20)
RECORD: 54 (19-54) vs. North Texas (12/30/98)

• 3-POINT PERCENTAGE •

Shot 50% 3PT FG (min. 15 att): 57.1 (12-21) vs Georgia (01/09/21)
Shot 60% or Better 3PT FG (min. 15 att): 61.1 (11-18) at Vanderbilt (03/06/19)
RECORD (min. 15 att): 66.7 (16-24) vs. Mississippi State (01/09/16)

• FREE THROWS MADE •

Made 20 Free Throws: 23 (23-34) vs Missouri (01/02/21)
Made 30 Free Throws: 36 (36-54) vs LSU (03/04/20)
Made 40 Free Throws: 41 (41-49) at Kentucky (01/25/92)
RECORD: 48 (48-53) vs. Ole Miss (01/17/04)

• FREE THROW ATTEMPTS •

Attempted 40 Free Throws: 40 (26-40) vs South Carolina (01/29/20)
Attempted 50 Free Throws: 54 (36-54) vs LSU (03/04/20)
Attempted 60 Free Throws: 65 vs. TCU (1955)
RECORD: 65 vs. TCU (1955)

• FREE THROW PERCENTAGE •

Shot 80% FT (min. 10 att): 80.0 (24-30) vs Abilene Christian (12/22/20)
Shot 90% or Better FT (min. 10 att): 94.4 (17-18) at LSU (01/08/20)
RECORD (min 10 att): 100 3x - Best 16-16 at Kentucky (02/27/14)

• REBOUNDS •

Grabbed 40 Rebounds: 40 vs Georgia (01/09/21)
Grabbed 50 Rebounds: 54 vs Lipscomb (12/05/20)
Grabbed 55-Plus Rebounds: 58 vs Oral Roberts (12/20/20)
RECORD: 77 vs. Jackson State (01/22/02)

• ASSISTS •

Had 25 Assists: 26 vs Central Arkansas (12/12/20)
Had 30 Assists: 32 vs. Jackson State (11/22/96)
Had 40 Assists: 40 vs. Troy (12/10/96)
RECORD: 47 vs. U.S. International (12/09/89)

• STEALS •

Had 15 Steals: 15 at Georgia Tech (11/25/19)
Had 20 Steals: 24 vs. Maryland-Eastern Shore (01/02/01)
Had 25 Steals: 26 vs. Louisiana-Monroe (11/25/00)
RECORD: 26 vs. Louisiana-Monroe (11/25/00)

• BLOCKED SHOTS •

Had 10 Blocks: 10 vs Texas Southern (11/19/19)
Had 13 Blocks: 14 vs. Georgia (01/29/19)
Had 15 Blocks: 15 vs. South Alabama (12/30/91)
RECORD: 18 vs. Missouri (12/05/95)

• MOST TURNOVERS •

Had 20 Turnovers: 20 at Tennessee (01/206/21)
Had 25 Turnovers: 25 at South Carolina (02/21/09)
Had 30 Turnovers: 32 vs. Providence (11/16/07)
RECORD: 32 vs. Providence (11/16/07)

• FOULS •

Committed 25 Fouls: 28 vs Missouri (01/02/21)
Committed 30 Fouls: 32 at Missouri (02/08/20)
RECORD: 38 vs. Missouri (12/04/61)

LAST TIME ARKANSAS LOWS...

• SCORING •

Held to 40-45 Points: 43 at Florida (01/22/11)
Held to 46-49 Points: 46 at Mississippi State (02/09/16)
Held to 50-55 Points: 50 vs. Florida (03/14/19)
Held to 56-59 Points: 59 at Florida (02/18/20)
Held to 19 Points or Less in a Half: 18 (1st half) vs. Vanderbilt (02/07/17)

• FIELD GOALS •

Held to Below 20 Field Goals Made: 15 (15-49) at Tennessee (02/11/20)

• FIELD GOAL PERCENTAGE •

Held to 20-29% FG: 26.8 (19-71) vs Missouri (01/02/21)
Held to 30-35% FG: .333 (19-57) vs Kentucky (01/18/20)

• 3-POINTERS •

Did not Make a 3-pointer: 0 (0-2) at Texas (01/07/89)
Held to 1-4 3-PT FG Made: 4 (4-24) vs Oral Roberts (12/20/20)
Attempted Single-Digit 3-pointers: 9 (6-9) vs TCU (01/25/20)

• 3-POINT PERCENTAGE •

Shot 10% or Worse 3PT FG: 10.0 (1-10) at Mississippi State (02/09/16)
Shot 11-19% 3PT FG: 16.7 (3-18) vs Northern Kentucky (11/29/19)

• FREE THROWS •

Made Single Digit Free Throws: 8 (8-10) at Tennessee (01/06/21)
Attempted Single Digit Free Throws: 9 (8-9) vs Central Arkansas (12/12/20)

• FREE THROW PERCENTAGE •

Shot 40-49% FT: 47.1 (8-17) vs Southern (12/09/20)
Shot Below 40% FT: 26.7 (4-15) at Texas A&M (01/09/13)

• REBOUNDING •

Had 19 or Fewer Rebounds: 19 at Missouri (03/05/13)
Had 20-25 Rebounds: 25 at Texas A&M (03/07/20)

• ASSISTS •

Held to 6 Assists or less: 6 at Tennessee (02/11/20)

• STEALS •

Had No Steals: *None on record*
Had 1 Steal: 1 vs Florida (03/09/18)
Had 2-4 Steals: 2 at Tennessee (01/06/21)

• BLOCKED SHOTS •

Had No Blocked Shots: 0 vs Missouri (1/23/19)

• FEWEST TURNOVERS •

Had 1-4 Turnovers: 4 vs Georgia (01/29/19)
Had 5-9 Turnovers: 9 vs Missouri (01/02/21)

• FOULS •

Had Single Digit Fouls: 9 vs LSU (02/17/07)

ARKANSAS MISCELLANEOUS...

Played in an OT game:	02/08/20 at Missouri	L, 79-83 (OT)
Played in a 2OT game:	01/23/18 at Georgia	W, 80-77 (2 OT)
Played in a 3OT game:	02/09/80 vs. Houston	L, 90-84 (3 OT)
Beat AP team ranked 21-25:	03/09/18 vs. #23 Florida (SEC)	W, 80-72
Beat AP team ranked 16-20:	02/02/19 at #19 LSU	W, 90-89
Beat AP team ranked 11-15:	02/27/18 vs. #14 Auburn	W, 91-82
Beat AP team ranked 6-9:	12/30/17 vs. #9 Tennessee	W, 95-93 (OT)
Beat AP team ranked 2-5:	01/27/16 vs. #5 Texas A&M	W, 74-71
Beat AP team ranked #1:	02/12/84 vs. #1 North Carolina (PB)	W, 65-64
Beat AP Top 25 team on road:	02/02/19 at #19 LSU	W, 90-89
Beat AP Top 10 team on road:	02/09/94 at #4 Kentucky	W, 90-82

LAST TIME AN OPPONENT HIGHS...

• SCORING •

Scored 100 Points: 106 at Tennessee (01/15/19)
 Scored 110 Points: 117 at Ole Miss (12/10/73)
 Scored 50 Points in 1st Half: 55 at Tennessee (01/15/19)
 Scored 50 Points in 2nd Half: 56 vs LSU (03/04/20)
 Scored 60 or More Points in a Half: 60 (1st half) vs. Alabama (02/28/96)

• FIELD GOALS MADE •

Made 30 Field Goals: 34 (34-65) at LSU (01/13/21)
 Made 40 Field Goals: 40 (40-68) by Texas (01/05/10)
 Made 45 Field Goals: 45 (45-80) vs. Pittsburgh (12/29/86)

• FIELD GOALS ATTEMPTED •

Attempted 70 Field Goals: 70 (31-70) vs LSU (03/04/20)
 Attempted 80 Field Goals: 83 (31-83) by FIU (12/01/018)

• FIELD GOAL PERCENTAGE •

Shot 60% FG: 61.1 (15-23) vs. Auburn (02/17/16)
 Shot 65% FG: 67.7 (4-65) vs. North Carolina (03/23/08)
 Shot 69% FG: 69.8 (37-53) at Auburn (01/14/95)

• 3-POINTERS MADE •

Made 15 3-pointers: 15 (15-29) at Auburn (12/30/20)
 Made 17 3-pointers: 17 (17-33) at Auburn (02/20/19)

• 3-POINTERS ATTEMPTED •

Attempted 25 3-pointers: 29 (15-29) at Auburn (12/30/20)
 Attempted 30 3-pointers: 31 (8-31) vs Auburn (02/04/20)
 Attempted 35 3-pointers: 39 (13-39) by Miss Valley State (11/25/20)

• 3-POINT PERCENTAGE •

Shot 50% 3PT FG (min 15 att): 51.7 (15-29) at Auburn (12/30/19)
 Shot 60% or Better 3PT FG (min 15 att): 62.7 (10-15) at South Carolina (02/09/19)

• FREE THROWS •

Made 20 Free Throws: 20 (20-26) at Tennessee (01/06/21)
 Made 30 Free Throws: 34 (34-44) at Missouri (02/08/19)
 Made 40 Free Throws: 40 (40-50) vs. UMass (11/25/94)

• FREE THROW ATTEMPTS •

Attempted 35 Free Throws: 39 (26-39) vs Missouri (01/02/21)
 Attempted 40 Free Throws: 44 (34-44) at Missouri (02/08/18)
 Attempted 50 Free Throws: 50 (39-50) vs. South Carolina (03/11/04)

• FREE THROW PERCENTAGE •

Shot 80% FT (min. 10 att): .840 (21-25) at Florida (02/18/20)
 Shot 90% or Better FT (min. 10 att): .962 (25-26) at Ole Miss (01/11/20)

• REBOUNDING •

Grabbed 45 Rebounds: 48 at LSU (01/13/21)
 Grabbed 50 Rebounds: 51 vs Missouri (01/02/21)
 Grabbed 55-Plus Rebounds: 56 vs. Georgia (01/29/19)
 Grabbed 20 Offensive Rebounds: 23 at LSU (01/08/20)

• ASSISTS •

Had 25 Assists: 25 vs. Louisville (11/17/09)
 Had 30 Assists: 30 at UAB (01/27/90)

• STEALS •

Had 15 Steals: 15 at LSU (02/24/10)
 Had 18 Steals: 18 vs. Alcorn State (12/02/95)

• BLOCKED SHOTS •

Had 10 Blocks: 10 at Tennessee (01/22/14)
 Had 13 Blocks: 13 at Mississippi State (01/14/10)

• MOST TURNOVERS •

Had 20 Turnovers: 21 vs Georgia (01/09/21)
 Had 25 Turnovers: 27 vs Rice (11/05/19)
 Had 30 Turnovers: 30 vs. Louisiana-Monroe (12/31/04)

• FOULS •

Committed 30-plus Fouls: 35 vs LSU (03/04/20)
RECORD: 36 vs. Centenary (12/04/82)

LAST TIME AN OPPONENT LOWS

• SCORING •

Held to 30-39 Points: 33 vs. Vanderbilt (01/12/13)
Held to 40-45 Points: 44 vs Southern (12/09/20)
 Held to 46-49 Points: 46 vs Montana (11/16/19)
Held to 50-55 Points: 50 vs Lipscomb (12/05/20)
 Held to 56-59 Points: 55 vs Vanderbilt (01/15/20)
 Held to 19 Points or Less in a Half: 18 vs Montana (11/16/19)

• FIELD GOAL PERCENTAGE •

Held to 21% or Worse FG: .2097 (13-62) vs. Jackson State (11/22/02)
Held to 20-29% FG: .286 (18-63) vs Southern (12/09/19)
Held to 30-35% FG: .319 (23-72) vs Miss Valley State (11/25/20)

• 3-POINTERS •

Did not Make a 3-pointer: 0 (0-10) by Mississippi State (02/07/15)
Held to 1 3-PT FG Made: 1 (1-13) vs Southern (12/09/20)
 Held to 2-4 3-PT FG Made: 4 (4-17) vs Tennessee (02/26/20)
Held to 5-7 3-PT FG Made: 5 (7-19) at LSU (01/13/21)

• 3-POINT PERCENTAGE •

Shot 10% or Worse 3PT FG: 7.7 (1-13) vs Southern (12/09/20)
 Shot 11-19% 3PT FG: 15.4 (2-13) vs North Texas (11/28/20)

• FREE THROWS •

Made 1-5 Free Throws: 3 (3-6) vs Miss Valley State (11/25/20)
 Made 6-9 Free Throws: 7 (7-10) vs Southern (12/09/20)

• FREE THROW ATTEMPTS •

Attempted Single Digit Free Throws: 7 (3-6) vs Miss Valley State (11/25/20)

• FREE THROW PERCENTAGE •

Shot 40-49% FT: 47.4 (9-19) vs. Auburn (02/17/16)
 Shot Below 40% FT: 38.1 (8-21) vs. Texas State (12/22/18)

• REBOUNDING •

Had 19 or Fewer Rebounds: 19 vs. Missouri-Kansas City (12/02/06)
 Had 20-25 Rebounds: 25 at Texas Tech (01/26/19)

• ASSISTS •

Held to Single Digit Assists: 5 vs Southern (12/09/20)

• STEALS •

Had No Steals: 0 vs Vanderbilt (01/15/20)
 Had 1 Steal: 1 at Florida (01/17/18)
Had 2-4 Steals: 3 vs Missouri (01/02/21)

• BLOCKED SHOTS •

Had No Blocked Shots: 0 (3x in 2020-21) vs Lipscomb / Southern / Georgia

• FEWEST TURNOVERS •

Had Single Digit Turnovers: 5 at Tennessee (01/06/21)

• FOULS •

Had Single Digit Fouls: 8 at Michigan (12/08/12)
Committed 10-14 Fouls: 12 vs Central Arkansas (12/12/20)

RAZORBACK SPEED CHART



JUSTIN SMITH

0 F • Gr. Sr. • 6-7 • 230
Buffalo Grove, Ill.



Injured at Auburn, had ankle surgery Jan. 1 & out 3-6 weeks ... 75 points shy of 1,000 - 17 rebs shy of 500 - 5 career Double-Doubles ... Double-Double vs ORU w/ 22 pts and career-high 17 rebs ... Added 10-reb vs ACU ... Led Arkansas with 18 pts vs North Texas ... 11th-best Graduate Transfer in the Nation by TheStadium.com

Year	GP	GS	Min	Avg	FG	FGA	Pct	3FG	3FGA	Pct	FT	FTA	Pct	Off	Def	Tot	Avg	PF	FO	Ast	TO	Blk	Stl	Pts	Avg
2020-21	9	9	239	26.6	42	94	.447	2	13	.154	18	32	.563	31	33	64	7.1	17	0	9	15	6	10	104	11.6
CAREER	107	82	2539	23.7	373	747	.499	22	93	.237	157	255	.616	197	286	483	4.5	225	2	73	164	41	70	925	8.6

CAREER HIGHS

PTS: 24 (2x) last vs Western Illinois (11/05/19)
REB: 17 vs Oral Roberts (12/20/20)
AST: 4 vs Ohio State (01/11/20)
STL: 3 (7x) last vs Miss Valley (11/25/20)
BLK: 3 at Michigan State (02/02/19)



JD NOTAE

1 G • R-Jr. • 6-1 • 195
Covington, Ga.

Pronounced No-Tay

Scored 1,000th career point vs UCA, scoring a game-high 22 points with 6 assists, 3 steals, 1 TO ... 5 career Double-Doubles including a Triple-Double ... Has led team in scoring 4x ... SEC Rank: 2nd in total 3PT FG made, 4th in total FG Made, 6th in FT made ... 29th-best "Sit-Out" Transfer in the Nation by ESPN.com

Year	GP	GS	Min	Avg	FG	FGA	Pct	3FG	3FGA	Pct	FT	FTA	Pct	Off	Def	Tot	Avg	PF	FO	Ast	TO	Blk	Stl	Pts	Avg
2020-21	13	0	303	23.3	68	162	.420	27	81	.333	44	56	.786	9	34	43	3.3	28	1	29	28	6	16	207	15.9
CAREER	73	51	2114	29.0	404	965	.419	138	396	.348	190	260	.731	66	305	371	5.1	164	7	192	206	34	117	1136	15.6

CAREER HIGHS

PTS: 40 vs Florida Memorial (11/21/18)
REB: 14 Stetson (01/30/19)
AST: 10 at Kennesaw State (01/09/19)
STL: 5 (2x) last Florida Gulf Coast (02/02/19)
BLK: 3 (4x) last at Oral Roberts (12/20/20)



VANCE JACKSON JR.

2 F • Gr. Sr. • 6-3 • 238
Pasadena, Calif.



Scored 1,000th career point and grabbed his 500th career rebound in season opener vs Miss Valley with 15 (4-6 3PT) ... 8 career Double-Doubles ... Has 18 rebounds over last three games, 26 the previous 10 ... Rated the 8th-best Graduate Transfer in the Nation by CBSSports.com

Year	GP	GS	Min	Avg	FG	FGA	Pct	3FG	3FGA	Pct	FT	FTA	Pct	Off	Def	Tot	Avg	PF	FO	Ast	TO	Blk	Stl	Pts	Avg
2020-21	13	3	219	16.8	26	71	.366	16	46	.348	7	11	.636	9	35	44	3.4	14	0	14	9	2	3	75	5.8
CAREER	105	68	2697	25.7	343	826	.415	173	490	.353	206	306	.673	107	431	538	5.1	199	3	179	190	20	76	1065	10.1

CAREER HIGHS

PTS: 30 vs Fresno State (02/02/19)
REB: 13 (2x) last vs Fresno State (02/02/19)
AST: 7 vs Nevada (01/05/19)
STL: 4 vs Wyoming (03/03/19)
BLK: 2 (2x) last vs Nevada (02/18/20)



DESI SILLS

3 G • Jr. • 6-2 • 200
Jonesboro, Ark.

Preseason All-SEC second team by the coaches ... 1st career Double-Double vs ORU (16 pts and career-high 10 rebs) ... Leads team in steals (21) - 8th in SEC in steals/gm (1.62) ... Team highs at Auburn with career-high 23 points and six rebounds ... 20th in the SEC in FG made (53) and 18th in FT Made (31)

Year	GP	GS	Min	Avg	FG	FGA	Pct	3FG	3FGA	Pct	FT	FTA	Pct	Off	Def	Tot	Avg	PF	FO	Ast	TO	Blk	Stl	Pts	Avg
2020-21	13	11	353	27.2	53	112	.473	18	48	.375	31	45	.689	15	37	52	4.0	25	0	26	17	4	21	155	11.9
CAREER	79	43	1926	24.4	225	512	.439	94	254	.370	130	193	.674	47	143	190	2.4	189	6	123	114	9	72	674	8.5

CAREER HIGHS

PTS: 23 at Auburn (12/30/20)
REB: 10 vs Oral Roberts (12/20/20)
AST: 6 vs FIU (12/01/18)
STL: 4 (2x) last vs UT Arlington (12/02/20)
BLK: 1 (9x) last at Auburn (12/30/20)



DAVONTE "DEVO" DAVIS

4 G • Fr. • 6-3 • 180
Jacksonville, Ark.

Led team w/ 14 pts & added 7 rebs in 16 min vs Southern ... Made 4 "game-winning" plays during 10-0 run at Auburn, including FG to cap the run ... Earned 1st career start vs Mizzou (1/2) ... Started vs UGA & had 20 pts, 7 reb and 6 assists ... 2020 Arkansas Democrat-Gazette Boys Player of the Year ... 4-time All-State

Year	GP	GS	Min	Avg	FG	FGA	Pct	3FG	3FGA	Pct	FT	FTA	Pct	Off	Def	Tot	Avg	PF	FO	Ast	TO	Blk	Stl	Pts	Avg
2020-21	11	3	166	15.1	24	54	.444	2	5	.400	7	10	.700	12	19	31	2.8	19	0	16	12	1	13	57	5.2

CAREER HIGHS

PTS: 20 vs Georgia (01/09/21)
REB: 7 (2x) vs Georgia (01/09/21)
AST: 6 vs Georgia (01/09/21)
STL: 3 vs Missouri (01/02/21)
BLK: -



MOSES MOODY

5 G • Fr. • 6-6 • 205
Little Rock, Ark.

On Athletics' African American Student-Athlete Leadership Council and SAAC - Only Hog to make a 3-PT FG all 13 gms ... SEC Fresh of the Week (12/7) ... Leads team in scoring; 2nd in steals; 3rd in reb ... 1st career double-double vs Mizzou (1/2) ... Season-high 25 vs UGA ... 37th-best incoming freshman in the nation.

Year	GP	GS	Min	Avg	FG	FGA	Pct	3FG	3FGA	Pct	FT	FTA	Pct	Off	Def	Tot	Avg	PF	FO	Ast	TO	Blk	Stl	Pts	Avg
2020-21	13	13	424	32.6	68	151	.450	25	65	.385	57	71	.803	32	41	73	5.6	29	0	22	16	7	17	218	16.8

CAREER HIGHS

PTS: 25 vs Georgia (01/09/21)
REB: 10 vs Missouri (01/02/21)
AST: 3 vs Lipscomb (12/05/20)
STL: 3 (2x) last vs North Texas (11/28/20)
BLK: 2 vs Abilene Christian (12/22/20)



JAYLIN WILLIAMS

10 F • Fr. • 6-10 • 245
Fort Smith, Ark.

Led team with 8 charges taken ... 1st career start at Tennessee and was 3-of-3 FG ... Led Arkansas with 10 rebounds vs MVSU and at LSU, had 9 vs UGA ... Rated the 56th-best incoming freshman in the nation and the 9th-best center by Rivals.com ... 2020 Gatorade Arkansas Player of the Year

Year	GP	GS	Min	Avg	FG	FGA	Pct	3FG	3FGA	Pct	FT	FTA	Pct	Off	Def	Tot	Avg	PF	FO	Ast	TO	Blk	Stl	Pts	Avg
2020-21	11	1	152	13.8	14	25	.560	4	12	.333	8	10	.800	16	35	51	4.6	19	1	6	15	9	5	40	3.6

CAREER HIGHS

PTS: 9 vs Mississippi Valley State (11/25/20)
REB: 10 (2x) last at LSU (01/13/21)
AST: 1 vs Mississippi Valley State (11/25/20)
STL: 1 vs UT Arlington (12/02/20)
BLK: 2 (2x) last vs Missouri (01/02/21)



JALEN TATE

11 G • Gr. Sr. • 6-6 • 175
Pickerington, Ohio



Scored 1,000th career point vs UCA - 7 rebounds shy of 400 - Dished out assist #300 vs Lipscomb. 4 career Double-Doubles (2 at ARK: 17 pts and career-high 11 assists vs UCA - 15 & 10 vs UGA) ... 4th in the SEC in assists/gm; 4th in A-TO ratio ... 5th-best Graduate Transfer in the Nation by NBCSports.com

Year	GP	GS	Min	Avg	FG	FGA	Pct	3FG	3FGA	Pct	FT	FTA	Pct	Off	Def	Tot	Avg	PF	FO	Ast	TO	Blk	Stl	Pts	Avg
2020-21	13	13	354	27.2	54	102	.529	11	30	.367	16	24	.667	16	35	51	3.9	37	1	59	33	3	13	135	10.4
CAREER	106	95	2738	25.8	410	813	.504	50	171	.292	215	347	.620	93	300	393	3.7	321	7	344	216	56	142	1085	10.2

CAREER HIGHS

PTS: 31 vs IUPUI (02/14/20)
REB: 12 at Green Bay (01/31/20)
AST: 11 vs Central Arkansas (12/20/20)
STL: 6 vs IUPUI (02/14/20)
BLK: 3 (3x) last at Detroit Mercy (03/06/19)



KHALEN "KK" ROBINSON

12 G • Fr. • 6-0 • 175
Little Rock, Ark.

• Had surgery on his right foot on Jan. 10 and will miss the rest of the 2020-21 season.
• Rated the 36th-best incoming freshman in the nation and the 7th-best combo guard by 247Sports.com
• 2020 MaxPreps Virginia All-State first team

Year	GP	GS	Min	Avg	FG	FGA	Pct	3FG	3FGA	Pct	FT	FTA	Pct	Off	Def	Tot	Avg	PF	FO	Ast	TO	Blk	Stl	Pts	Avg
2020-21	11	0	92	8.4	9	21	.429	5	12	.417	6	8	.750	0	10	10	0.9	16	1	11	6	1	3	29	2.6

CAREER HIGHS

PTS: 15 vs Mississippi Valley State (11/25/20)
REB: 2 vs Mississippi Valley State (11/25/20)
AST: 4 vs Lipscomb (12/05/20)
STL: 1 vs Mississippi Valley State (11/25/20)
BLK: -



ABAYOMI "BAYBE" IYIOLA

22 F • R-Jr. • 6-9 • 230
Atlanta, Ga.

• Pronounced ah-BAH-yum-Mee ... EE-EE-oh-la ... Goes by Baybe (pronounced Bay-bey)
• Had knee (right) surgery in the summer and started practicing with the team in Dec. 26
• Serves on Arkansas' Student-Athlete Advisory Committee

Year	GP	GS	Min	Avg	FG	FGA	Pct	3FG	3FGA	Pct	FT	FTA	Pct	Off	Def	Tot	Avg	PF	FO	Ast	TO	Blk	Stl	Pts	Avg
2020-21	63	39	1325	21.0	274	547	.501	1	11	.091	107	151	.709	162	272	434	6.9	185	6	19	75	58	46	656	10.4

CAREER HIGHS

PTS: 26 at USF (11/28/18)
REB: 13 (3x) last at North Florida (01/15/20)
AST: 2 (2x) last at North Florida (02/26/19)
STL: 4 at Jacksonville (02/13/19)
BLK: 2 (2x) last at North Florida (02/26/19)



CONNOR VANOVER

23 F • R-Sr. • 7-3 • 247
Little Rock, Ark.

The 44th-best "Sit-Out" Transfer in the Nation by ESPN.com ... Has had at least seven rebounds in seven games this year ... 4th SEC in BLKS (1.85), 5th in SEC in def rebs (5.08) ... Game-high 23 pts w/ 8 reb & 3 BLK vs MVSU ... Career-high 16 boards and 6 blocks vs North Texas.

2020-21	13	12	246	18.9	37	85	.435	14	43	.326	17	1,000	.18	66	84	6.5	18	0	7	5	24	8	105	8.1	
CAREER	41	27	737	18.0	120	262	.458	41	119	.345	33	41	.805	39	128	167	4.1	56	2	12	23	59	15	314	7.7

ETHAN HENDERSON

In 20 minutes this season he recorded 19 rebounds and two blocked shots.

CAREER HIGHS

PTS: 24 at Stanford (03/07/19)
REB: 16 vs North Texas (11/28/20)
AST: 2 vs Washington State (03/02/19)
STL: 3 vs Southern (12/09/20)
BLK: 6 (2x) last vs North Texas (11/28/20)



ETHAN HENDERSON

24 F • Jr. • 6-8 • 210
Little Rock, Ark.

• In 39 minutes this season has recorded 10 rebounds and two blocked shots.
• On 40-minute basis, averages 11.4 rebounds and 2.3 blocked shots.

Year	GP	GS	Min	Avg	FG	FGA	Pct	3FG	3FGA	Pct	FT	FTA	Pct	Off	Def	Tot	Avg	PF	FO	Ast	TO	Blk	Stl	Pts	Avg
2020-21	8	0	38	4.8	4	5	.800	0	0	.000	1	2	.500	5	5	10	1.3	4	0	0	1	2	0	9	1.1
CAREER	40	6	273	6.8	21	36	.583	0	0	.000	9	22	.409	24	44	68	1.7	42	1	5	6	20	7	51	1.3

CAREER HIGHS

PTS: 10 vs LSU (03/04/20)
REB: 9 vs Tennessee (02/26/20)
AST: 1 UT Arlington (11/23/18)
STL: 2 at Tennessee (01/15/19)
BLK: 4 at Texas A&M (03/07/20)



ERIC MUSSELMAN

University of Arkansas Head Coach
San Diego, 1987
As ARKANSAS Head Coach: 30-15 (2nd yr)
As Collegiate Head Coach: 140-49 (6th yr)
As Pro Head Coach: 503-291 (14 seasons)

As collegiate HC, players have earned 2 conference POY honors, 3 All-American honors and 14 all-conference honors ... In 1st 5 years in college, won 20 games 5x & 3 conf. titles; played in 3 NCAA tourneys and won CBI championship ... Only needed 130 games as collegiate HC to record 100 wins ... In 20 seasons as a HC, finished 1st in his conf./division 13 times ... In 14 seasons as a pro HC, led league in wins 7x (2nd-most wins 3x) ... 1st coach in