



2020-21 SCHEDULE / RESULTS

NOVEMBER 2-0

25 Wed	MISSISSIPPI VALLEY STATE	SECN Plus	W 142 62
	Fayetteville, Ark. • Bud Walton Arena/Nolan Richardson Court		
28 Sat	NORTH TEXAS	SECN Plus	W 69 54
	Fayetteville, Ark. • Bud Walton Arena/Nolan Richardson Court		

DECEMBER 7-0

2 Wed	UT Arlington	SEC Network	W 72 60
	Fayetteville, Ark. • Bud Walton Arena/Nolan Richardson Court		
5 Sat	LIPSCOMB	SECN Plus	W 86 50
	Fayetteville, Ark. • Bud Walton Arena/Nolan Richardson Court		
8 Tues	at Tulsa	ESPN+	Canceled
	Tulsa, Okla. • Donald W. Reynolds Center		Due to COVID-19
9 Wed	SOUTHERN	SECN Plus	W 79 44
	Fayetteville, Ark. • Bud Walton Arena/Nolan Richardson Court		
12 Sat	CENTRAL ARKANSAS	SECN Alt.	W 100 75
	Fayetteville, Ark. • Bud Walton Arena/Nolan Richardson Court		
20 Sun	ORAL ROBERTS	SEC Network	W 87 76
	Fayetteville, Ark. • Bud Walton Arena/Nolan Richardson Court		
22 Tues	ABILENE CHRISTIAN	SEC Network	W 85 72
	Fayetteville, Ark. • Bud Walton Arena/Nolan Richardson Court		
30 Wed	Auburn	ESPN2	W 97 85
	Auburn, Ala. • Auburn Arena		

JANUARY (All Times CT)

2 Sat	#12/12 MISSOURI *	CBS	L 68 81
	Fayetteville, Ark. • Bud Walton Arena/Nolan Richardson Court		
6 Sat	at #9/8 Tennessee *	ESPN2	L 74 79
	Knoxville, Tenn. • Thompson-Boling Arena		
9 Sat	GEORGIA *	SEC Network	W 99 69
	Fayetteville, Ark. • Bud Walton Arena/Nolan Richardson Court		
13 Wed	at LSU *	ESPN2	L 76 92
	Baton Rouge, La. • Pete Maravich Assembly Center		
16 Sat	at #RV/24 Alabama *	SEC Network	L 59 90
	Tuscaloosa, Ala. • Coleman Coliseum		
20 Wed	AUBURN *	SEC Network	W 75 73
	Fayetteville, Ark. • Bud Walton Arena/Nolan Richardson Court		
23 Sat	at Vanderbilt *	SEC Network	W 92 71
	Nashville, Tenn. • Memorial Gymnasium		
27 Wed	OLE MISS *	SEC Network	W 74 59
	Fayetteville, Ark. • Bud Walton Arena/Nolan Richardson Court		
30 Sat	at Oklahoma State	ESPN2	3:00 pm
	Stillwater, Okla. • Gallagher-Iba Arena / Eddie Sutton Court		

FEBRUARY (All Times CT)

2 Tues	MISSISSIPPI STATE *	SEC Network	8:00 pm
	Fayetteville, Ark. • Bud Walton Arena/Nolan Richardson Court		
6 Sat	TEXAS A&M *	SEC Network	6:00 pm
	Fayetteville, Ark. • Bud Walton Arena/Nolan Richardson Court		
9 Tues	at Kentucky	ESPN/2	6:00 pm
	Lexington, Ky. • Rupp Arena		
13 Sat	at Missouri	ESPN2/U	3:00 pm
	Columbia, Mo. • Mizzou Arena		
16 Tues	FLORIDA *	ESPN/2	6:00 pm
	Fayetteville, Ark. • Bud Walton Arena/Nolan Richardson Court		
20 Sat	at Texas A&M	SEC Network	7:30 pm
	Bryan College Station, Texas • Reed Arena		
24 Wed	ALABAMA *	ESPN2/U	8:00 pm
	Fayetteville, Ark. • Bud Walton Arena/Nolan Richardson Court		
27 Sat	LSU *	ESPN/2	1:00 pm
	Fayetteville, Ark. • Bud Walton Arena/Nolan Richardson Court		

MARCH (All Times CT)

2 Tues	at South Carolina *	SEC Network	5:30 pm
	Columbia, S.C. • Colonial Life Arena		
10-14	SEC CHAMPIONSHIP		TBA
	Nashville, Tenn. • Bridgestone Arena		

* - SEC Game || HOME GAMES IN CAPS

ARKANSAS BASKETBALL

1994 NATIONAL CHAMPION

3 NAISMITH HALL OF FAMERS

31 ALL-AMERICANS

1995 NATIONAL RUNNER-UP

6 FINAL FOURS

33 NCAA BERTHS

10 ELITE EIGHTS

10 NBA DRAFT PICKS

ARKANSAS RAZORBACKS

GAME 18: ARKANSAS AT OKLAHOMA STATE

Jan. 30, 2021 • Saturday • 3:00 pm • Stillwater, Okla. • Gallagher-Iba Arena (13,611)/Eddie Sutton Court



ARKANSAS RAZORBACKS

Eric Musselman (San Diego '87)

OVERALL 13-4 SEC 5-4

at UA: 33-16 (2nd) Collegiate: 143-50 (6th)



OKLAHOMA STATE COWBOYS

Mike Boynton (South Carolina '03)

OVERALL 10-4 BIG 12: 4-4

at OSU: 61-53 (4th) Overall: Same



SEC NETWORK

Rich Hollenberg (PxP)
Chris Spatola (Analyst)



RAZORBACK SPORTS NETWORK

Chuck Barrett (PxP)
Matt Zimmerman (Analyst)



SATELLITE RADIO

XM: 190 • Sirius: 137
Online Channel: 961



LIVE STATS / WATCH SEC NETWORK ONLINE

www.Arkansas.StatBroadcast.com
www.espn.com/watch/player?id=bd1a76ca-cf34-4b25-9602-928cbe9bdeed



Versus Oklahoma State

- This will be the 53rd meeting between Arkansas and Oklahoma State. The Cowboys lead the all-time series, 37-15 including wins in 11 of the last 13.
- All but six of the games in the series occurred from 1925-1970 and the teams are meeting for just the seventh time since 2000. However, this will be the third meeting in five years thanks to the SEC-Big 12 Challenge.
- Daniel Gafford tipped in Anton Beard's 8-footer with 15 seconds left to give the Hogs a 66-65 win against Oklahoma State in the SEC-Big 12 Challenge.
- Neither team lead by more than one possession in the last 12:17.
- Oklahoma State would take a 40-32 lead into the half.
- In the second half, the Razorbacks and Cowboys would go back and forth. Following two free throws by OSU, Arkansas found itself down 65-64 with 22 seconds play to set up Gafford's heroics in the closing seconds for the win.

Razorbacks in SEC/Big 12 Challenge

- For the third time in seven seasons, Arkansas will face Oklahoma State in the annual SEC/Big 12 Challenge, the Southeastern Conference announced.
- In 2020, the two conferences shared the Challenge title with both leagues earning five wins, including Arkansas' 78-67 victory over TCU. Over the last four years of the Challenge, both conferences have won 20 games.

ARKANSAS IN THE SEC/BIG 12 CHALLENGE

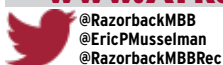
- 12/04/14	at #20 Iowa State	L 77 95
- 01/30/16	Texas Tech (ot)	W 75 68
- 01/28/17	at Oklahoma State	L 71 99
- 01/27/18	Oklahoma State	W 66 65
- 01/26/19	at #13 Texas Tech	L 64 67
- 01/25/20	TCU	W 78 67

Common Ties

- Hall of Fame coach Eddie Sutton was head coach at both Arkansas and Oklahoma State, taking both programs to Final Fours. Arkansas' men's practice gym is named in honor of Eddie Sutton and OSU's Gallagher/Iba Arena's court is named for Eddie Sutton.
- Arkansas assistant coach Corey Williams played for at Oklahoma State (1988-92), including two years for Eddie Sutton. He finished his career 8th on the school's all-time scoring list (1,320 points).

^ Williams was a second-round draft pick of the Chicago Bulls (and was part of the Bulls' 1993 NBA Championship). Despite having not played football since junior high, the Kansas City Chiefs selected Williams in the 12th round of the 1992 NFL Draft. He was the only OSU Cowboy drafted by the NFL that year.

www.ArkansasRazorbacks.com



Arkansas SID: Mike Cawood • tmcawood@uark.edu • 479-236-2090



SERIES INFO:

OVERALL	ARK Trails	15-37
Home	ARK Leads	10-9
Away	ARK Trails	4-13
Neutral	ARK Trails	1-15

MOST RECENT RESULTS:

12/03/68	L 73-68	A
12/05/69	L 80-67	H
12/07/70	L 67-65	A
12/13/71	W 90-76	H
12/09/00	21/- L 74-73	N (Tulsa)
12/22/01	-/6 L 85-76	N (NLR)
12/30/02	L 71-45	A
12/20/03	L 73-58	H
01/28/17	L 99-71 (SEC/Big 12)	A
01/27/18	W 66-65 (SEC/Big 12)	H

2020-21 STAT COMPARISON

84.4	Scoring Off.	76.6
70.1	Scoring Def.	70.8
+14.2	Scoring Margin	+5.8
.453	FG%	.465
.416	FG% Def.	.404
.346	3PT%	.330
8.6	3PT Made/Gm	6.4
.303	3PT% Def.	.333
.733	FT%	.677
+6.7	Reb. Margin	+4.6
15.2	Assists/Gm	13.6
1.18	A/TO Ratio	0.91
+2.0	TO Margin	-1.1
5.1	Blocks/Gm	3.6
8.3	Steals/Gm	7.2
17.2	Fouls/Gm	16.9

MOSES MOODY

- LEADS TEAM & 7TH IN SEC IN SCORING 16.6 PPG

- IN SEC: 8TH IN FG% 18TH IN REBS

JUSTIN SMITH

- LEADS THE TEAM & 12TH IN SEC IN REBS

- 33RD IN NCAA IN OFF REBS

JALEN TATE

- 3RD IN SEC IN ASSISTS

- LAST 3 GMS: 16.0 PPG 7-OF-13 3PT 8.0 DEFLECTIONS 5.3 ASSISTS

MUSSELMAN PLAYERS IN THE NBA

CALEB MARTIN
CODY MARTIN
JALEN HARRIS
ISAIAH JOE
MASON JONES

TV/RADIO ROSTER



0 • Justin SMITH
M.S. - Operations Management



1 • JD NOTAE
Recreation and Sport Management



2 • Vance JACKSON Jr.
M.Ed. - Adult & Lifelong Learning



3 • Desi SILLS
Recreation and Sport Management



4 • Davonte "Devo" DAVIS
Recreation and Sport Management



5 • Moses MOODY
Undecided



10 • Jaylin WILLIAMS
Recreation and Sport Management



11 • Jalen TATE
M.Ed. - Adult & Lifelong Learning



12 • Khalel "KK" ROBINSON
Recreation and Sport Management



13 • Emeka OBUKWELE
Biology/Pre-Med



20 • Kamani JOHNSON
Communications



22 • Abayomi "Baybe" IYIOLA
Business Accounting



23 • Connor VANOVER
Communications



24 • Ethan HENDERSON
Recreation and Sport Management



33 • Bryson MOREHEAD
Engineering



ERIC MUSSELMAN
Head Coach



David PATRICK
Associate Head Coach



Clay MOSER
Assistant Coach



Corey WILLIAMS
Assistant Coach



Anthony RUTA
Dir-Operations



Earl BOYKINS
Dir.-S/A Develop.



Hays MYERS
Special Asst. to HC



Michael MUSSELMAN
Dir.-Recruiting



Patrick ACKERMAN
Recruiting Coord.



Riley HALL
Video Coord.

NUMERICAL ROSTER

No.	Name	Pos.	Yr.	Ht.	Wt.	Hometown	Previous School
0	Justin Smith	F	Gr.	6-7	230	Buffalo Grove, Ill.	Indiana
1	JD Notae	G	R-Jr.	6-1	195	Covington, Ga.	Jacksonville
2	Vance Jackson Jr.	F	Gr.Sr.	6-9	238	Pasadena, Calif.	New Mexico
3	Desi Sills	G	Jr.	6-2	200	Jonesboro, Ark.	Jonesboro HS
4	Davonte "Devo" Davis	G	Fr.	6-3	180	Jacksonville, Ark.	Jacksonville HS
5	Moses Moody	G	Fr.	6-6	205	Little Rock, Ark.	Montverde Acad.
10	Jaylin Williams	F	Fr.	6-10	245	Fort Smith, Ark.	Northside HS
11	Jalen Tate	G	Gr.Sr.	6-6	175	Pickerington, Ohio	Northern Ky.
12	Khalel "KK" Robinson	G	Fr.	6-0	175	Little Rock, Ark.	Oak Hill Acad.
13	Emeka Obukwelu	F	Sr.	6-8	235	Plano, Texas	UT Tyler
20	Kamani Johnson	F	Jr.	6-7	215	Brooklyn, N.Y.	Little Rock
22	Abayomi "Baybe" Iyiola	F	R-Jr.	6-9	230	Atlanta, Ga.	Stetson
23	Connor Vanover	F	R-So.	7-3	247	Little Rock, Ark.	California
24	Ethan Henderson	F	Jr.	6-8	210	Little Rock, Ark.	Parkview HS
33	Bryson Morehead	F	Fr.	6-8	160	Katy, Texas	Obra D. Tompkins HS

COACHES/STAFF

Head Coach: Eric Musselman (San Diego, 1987)
 Associate Head Coach: David Patrick (UL Lafayette, 2000)
 Assistant Coach: Clay Moser (Wisconsin-La Crosse, 1987)
 Assistant Coach: Corey Williams (Oklahoma State, 2002)
 Director of Operations: Anthony Ruta (Arizona State, 2012)
 Special Assistant to Head Coach: Hays Myers (LSU, 2016)
 Director of Student-Athlete Development: Earl Boykins (Eastern Michigan, 1998)
 Video Coordinator: Riley Hall (Arkansas, 2016)
 Director of Recruiting: Michael Musselman (San Diego, 2018)
 Recruiting Coordinator: Patrick Ackerman (Detroit Mercy, 2016)
 Head Strength Coach: Dave Richardson (Louisiana-Monroe, 1989)
 Graduate Assistants:

Tyson Batiste (Central Connecticut State, 2019) • Jeremiah Bonsu (Dayton, 2017) • Caleb Cline (South Dakota, 2020) • Alex Dellelt (Arkansas, 2018) • Colin Donnelly (Michigan State, 2019) • Raheem Martin (Greensboro College, 2016) • Elijah Roth (Arizona, 2020)

Student Assistant: Khalil Garland

PRONUNCIATION

#1 JD Notae No-Tay
 #3 Desi Sills DEZ-ee
 #12 Khalel Robinson Kay-lin
 #13 Emeka Obukwelu Eh-MEH-kuh Oh-Boo-Quay-Lu
 #22 Abayomi Iyiola ah-Bah-YUM-ee EE-EE-oh-la
 ^ goes by "Baybe" Bay-Bey
 Anthony Ruta R00-tuh

ROSTER BY STATE

ARKANSAS (7)	ILLINOIS (1)
Davonte Davis Jacksonville	Justin Smith Buffalo Grove
Ethan Henderson Little Rock	
Moses Moody Little Rock	NEW YORK (1)
Khalel Robinson Little Rock	Kamani Johnson Brooklyn
Desi Sills Jonesboro	
Connor Vanover Little Rock	TEXAS (2)
Jaylin Williams Fort Smith	Emeka Obukwelu Plano
	Bryson Morehead Katy
CALIFORNIA (1)	OHIO (1)
Vance Jackson Jr. Pasadena	Jalen Tate Pickerington
GEORGIA (2)	
Abayomi Iyiola Atlanta	
JD Notae Covington	

ROSTER BY CLASS

GRADUATE SENIOR (4)	SOPHOMORE (1)
Vance Jackson Jr.	Connor Vanover (Redshirt)
Justin Smith	
Jalen Tate	FRESHMAN (5)
	Davonte Davis
SENIOR (1)	Moses Moody
Emeka Obukwelu	Bryson Morehead
	Khalel Robinson
JUNIOR (4)	Jaylin Williams
Abayomi Iyiola (Redshirt)	
Ethan Henderson	
Kamani Johnson	
JD Notae (Redshirt)	
Desi Sills	

ABOUT ARKANSAS

Location.....	Fayetteville, Ark.
Enrollment.....	27,559
Founded.....	1871
Colors.....	Cardinal (PMS 201) and White
Nickname.....	Razorbacks
Conference.....	Southeastern (SEC)
System Pres.....	Dr. Donald R. Bobbitt (Arkansas, 1980)
Chancellor.....	Dr. Joseph E. Steinmetz (C. Michigan, 1977)
Vice Chancellor / AD.....	Hunter Yurachek (Guilford, 1990)
Faculty Representative.....	Gerald Jordan (Arkansas, 1970)
Arena (Capacity).....	Bud Walton Arena (19,200)

HISTORY

First Year of Basketball.....	1923-24
Seasons.....	98th
Overall Conference Championships.....	24 (2 SEC, 22 SWC)
NCAA Tournament Record / App.....	42-32 (.568) / 33
NIT Record / App.....	6-5 / 4
SEC Tournament Record.....	28-27

MUSSELMAN COACHING HISTORY

COLLEGIATE	6th Season	143-50	(7-4 Postseason)
Nevada	4 years	110-34	7-4 Postseason
Arkansas	2nd year	33-16	--
PROFESSIONAL	14 Seasons	503-291	(50-39 Postseason*)
CBA	7 years	270-122	(39-34 Postseason*)
Rapid City	5 years	191-89	(27-25 Postseason*)
Florida	2 years	79-33	(12-9 Postseason*)
USBL	2 years	53-3	(4-0 Postseason*)
Florida	2 years	53-3	(4-0 Postseason*)
NBA	3 years	108-138	--
Golden State	2 years	75-89	--
Sacramento	1 year	33-49	--
D-League	2 years	72-28	(7-5 Postseason*)
Reno	1 year	34-16	(2-3 Postseason*)
Los Angeles	1 year	28-12	(5-2 Postseason*)
INTERNATIONAL	3 Years	24-14	--
Dominican	1 years	5-1	--
Venezuelan	2 years	19-13	--

-- Note, professional basketball does not include playoff results in W-L record

* - Musselman's pro record including playoffs is 553-330

MISCELLANEOUS MEASURABLES

(AS OF JUNE 2020)

NAME	WINGSPAN	REACH	MAX VERT
Devo Davis	6' 7.5"	8' 5"	34"
Ethan Henderson	6' 11.5"	8' 8"	44"
Abayomi Iyiola	6' 11.5"	8' 10.5"	28.5"
Vance Jackson	6' 11"	8' 9"	29.5"
Moses Moody	7' 1"	8' 8.5"	30"
JD Notae	6' 6"	8' 2"	39"
KK Robinson	6' 6"	8' 0"	37"
Desi Sills	6-6.5"	8' 1.5"	37.5"
Justin Smith	6' 8.5"	8' 6"	48"
Jalen Tate	6' 6"	8' 6.5"	35"
Connor Vanover	7' 5"	9' 8"	25.5"
Jaylin Williams	7' 1.5"	8' 11"	32"



COACHES vs CANCER

- This week is **COACHES VS CANCER** week across the nation. Coach Musselman and his wife Danyelle are heavily involved in this, not only this week, but year-around. **In fact, Coach Muss serves Coaches vs. Cancer Council.** Over the years, the council has helped guide, enhance, and expand the program.
- Coaches vs. Cancer Suits And Sneakers Week** is a nationwide event when basketball coaches across the country unite for a common cause - saving lives from cancer! Coaches and their staff across the nation wear sneakers with their suits during games to raise awareness. This fundraiser supports childhood cancer research, services and awareness, and cancer prevention efforts targeting children.
- To raise funds within Northwest Arkansas during the week of your game, visit www.suitsandsneakers.org or to purchase the Suits and Sneakers shirt:

www.b-unlimited.com/products/coaches-vs-cancer-suits-sneakers-red

- Razorback freshman Moses Moody and Cowboy freshman Cade Cunningham were teammates and roommates for two years at Montverde (Fla.) Academy.

Hogs #28 in NCAA NET

- The NCAA released its first NET ranking on Jan. 4 and the Razorbacks came in at #24. After the losses to #12 Missouri at #9/8 Tennessee, Arkansas dropped to #29.
- The Razorbacks climbed nine spots to #20 after the 30-point win over Georgia but dropped back to #35 after road losses at LSU and Alabama.
- Ironically, after a home win versus Auburn, Arkansas fell three spots to #38 but jumped five spots to #33 with a road win at Vanderbilt and five more spots to 28th with a home win over Ole Miss.
- SEC in the NET: Alabama (10), Tennessee (12), Missouri (26), Florida (27), Arkansas (28) and LSU (34).

Tough Schedule To Start ... Favorable 2nd Half

- Not that there is ever an easy SEC game Arkansas schedule to start the SEC season is particularly tough.
- Arkansas was the only team in the SEC to play four of its first six conference games on the road** and is one of four teams to play five conference road games.
 - ^ opened at Auburn - the Tigers were 34-3 at home over two-plus years prior to Arkansas' win
 - ^ then hosted then #12 Missouri and traveled to then #8 Tennessee for back-to-back games (without Justin Smith for either game)
 - ^ after hosting Georgia, Arkansas played at LSU (then #19 NCAA NET) and at then 24th-ranked Alabama.
 - ^ with its game at Vanderbilt Saturday, Arkansas opened SEC play with five of its first eight on the road.
 - ^ with Oklahoma State (SEC/Big 12 Challenge) on Saturday, the Hogs are in the midst of playing six of 10 games on the road.
- The good news is, after Oklahoma State, Arkansas plays back-to-back home games as part of playing five of its next eight at home.**

"Zero" Coincidence

- There is "zero" coincidence that Arkansas has won three straight thanks to #0 a healthy Justin Smith.
- Smith was injured in the first half in the SEC season-opening win at Auburn and had ankle surgery the next day (Jan. 1). Arkansas lost three of four games with Smith sidelined and made dropped a decision at Alabama with a limited Smith back in the lineup - 14 days after his surgery.
- * Since that Alabama game and Smith near 100% Arkansas has won three straight and the Hogs are 12-1 with Smith in the starting lineup. Smith's not only one of the top offensive rebounders in the nation and brings a cerebral approach with his experience. Also, **his versatility allows Arkansas' defense to be very multiple.**
- Over the last three games, Smith is averaging 10.7 ppg and 6.0 rpg (10 f his 18 rebounds on offense) with 6 assists.

5 SEC Wins

- 5 players avg. double digits (led by Moody 15.4 ppg)
- 87.4 ppg
- 50.6 FG%
- 40.0 3PT%
- 37.2 rpg
- 87 assists
- 21 blocked shots
- allowed 71.4 ppg
- allowed 45.2 FG%
- allowed 31.2 3PT%
- allowed 31.2 rpg
- 63 turnovers
- 43 steals

4 SEC Losses

- 2 players avg. double digits (led by Moody at 17.5 ppg)
- 69.2 ppg
- 35.8 FG%
- 28.1 3PT%
- 37.0 rpg
- 35 assists
- 14 blocked shots
- allowed 85.5 ppg
- allowed 48.3 FG%
- allowed 34.8 3PT%
- allowed 42.5 rpg
- 62 turnovers
- 34 steals

Don't Call It a Comeback ... He's Been Here a Year

- Three times this season, Moses Moody has been held to single digits. However, Arkansas won two (vs Auburn and vs Ole Miss) and nearly pulled out an upset win at Tennessee.
- ^ Lost at Tennessee: 6 pts (1-8 FG • 1-4 3PT • 5-5 FT)
- ^ Beat Auburn: 5 pts (2-9 FG • 0-4 3PT • 1-2 FT)
- ^ Beat Ole Miss: 5 pts (1-3 FG • 0-1 3 PT • 3-5 FT)
- NEXT GAME: Beat Georgia: 25 pts (9-15 FG • 2-6 3PT • 5-5 FT)
- NEXT GAME: Won at Vandy: 26 pts (10-16 FG • 1-4 3 pT • 5-5 FT)
- NEXT GAME: ????

J Tate Has Been Great

- Jalen Tate had his best game of the season at Vanderbilt with 25 points, 8 assists, 5 rebounds, 4 steals and 1 turnovers.
- his best career game was vs IUPUI last season at NKU with 31 points, 7 assists, 5 rebounds, 6 steals and 3 turnovers.

2020-21 MISCELLANEOUS STATS

DOUBLE-FIGURE SCORING GAMES

Player	16-17	17-18	18-19	19-20	20-21	Career
Davis	NA	NA	NA	NA	4	4
Henderson	NA	NA	-	1	0	1
Iyiola	NA	18	15	NA	--	33
Jackson	14	NA	23	14	4	55
Moody	NA	NA	NA	NA	14	14
Notae	NA	23	24	NA	13	60
Robinson	NA	NA	NA	NA	1	1
Sills	NA	NA	5	17	9	31
Smith	NA	8	13	14	9	44
Tate	2*	3	25	16	10	56
Vanover	NA	NA	9	NA	4	13
Williams	NA	NA	NA	NA	0	0

20+ POINT SCORING GAMES

Player	16-17	17-18	18-19	19-20	20-21	Career
Davis	NA	NA	NA	NA	1	1
Iyiola	NA	1	2	NA	--	3
Jackson	0	NA	4	4	0	8
Moody	NA	NA	NA	NA	5	5
Notae	NA	7	8	NA	3	18
Sills	NA	NA	0	3	2	5
Smith	NA	1	1	2	1	5
Tate	0*	0	2	4	1	7
Vanover	NA	NA	1	NA	1	2

30+/40+ POINT SCORING GAMES

Player	16-17	17-18	18-19	19-20	20-21	Career
Jackson	0/0	NA	1/0	0/0	--	1/0
Notae	NA	1/0	0/1	NA	--	1/1
Tate	0*	0	1/0	1/0	--	2/0

3+ THREE-POINTERS IN A GAME

Player	16-17	17-18	18-19	19-20	20-21	Career
Jackson	6	NA	10	9	3	28
Moody	NA	NA	NA	NA	4	4
Notae	NA	7	11	NA	4	22
Robinson	NA	NA	NA	NA	1	1
Sills	NA	NA	4	7	3	14
Smith	NA	0	1	0	0	1
Tate	0*	0	1	0	2	3
Vanover	NA	NA	1	NA	1	2

5+ THREE-POINTERS IN A GAME

Player	16-17	17-18	18-19	19-20	20-21	Career
Notae	NA	2	4	NA	--	6
Jackson	1	NA	0	2	--	3
Sills	NA	NA	0	1	--	1
Vanover	NA	NA	1	NA	--	1

DOUBLE FIGURE REBOUNDING GAMES

Player	16-17	17-18	18-19	19-20	20-21	Career
Iyiola	NA	4	10	NA	--	14
Jackson	0	NA	5	3	--	8
Notae	NA	2	3	NA	--	5
Moody	NA	NA	NA	NA	1	1
Sills	NA	NA	0	0	1	1
Smith	NA	1	2	1	2	6
Tate	0*	0	1	1	--	2
Vanover	NA	NA	0	NA	2	2
Williams	NA	NA	NA	NA	2	2

DOUBLE FIGURE ASSISTS GAMES

Player	16-17	17-18	18-19	19-20	20-21	Career
Notae	NA	0	1	NA	--	1
Tate	0*	0	1	0	2	3

DOUBLE-DOUBLES

Player	16-17	17-18	18-19	19-20	20-21	Career
Iyiola	NA	4	8	NA	--	12
Jackson	0	NA	5	3	--	8
Notae	NA	2	3	NA	--	5
Moody	NA	NA	NA	NA	1	1
Sills	NA	NA	0	0	1	1
Smith	NA	1	2	1	--	4
Tate	0*	0	1	1	2	4

TRIPLE-DOUBLES

Player	16-17	17-18	18-19	19-20	20-21	Career
Notae	NA	0	1	NA	--	1

5+ ASSIST GAMES

Player	16-17	17-18	18-19	19-20	20-21	Career
Davis	NA	NA	NA	NA	1	1
Jackson	1	NA	5	0	--	6
Notae	NA	2	9	NA	2	13
Sills	NA	NA	4	0	1	5
Tate	0*	4	11	7	6	27

3+ STEALS IN A GAME

Player	16-17	17-18	18-19	19-20	20-21	Career
Davis	NA	NA	NA	NA	1	1
Iyiola	NA	0	2	NA	--	2
Jackson	1	NA	3	5	1	10
Moody	NA	NA	NA	NA	2	2
Notae	NA	11	8	NA	3	22
Sills	NA	NA	1	1	4	6
Smith	NA	0	1	5	2	8
Tate	0*	6	1	4	2	13
Vanover	NA	NA	0	NA	1	1

3+ BLOCKS IN A GAME

Player	16-17	17-18	18-19	19-20	20-21	Career
Iyiola	NA	2	5	NA	--	7
Notae	NA	1	2	NA	1	4
Smith	NA	0	2	0	--	2
Tate	0*	2	1	0	--	3
Vanover	NA	NA	5	NA	5	10



A group of Razorback student-athlete leaders launched an initiative in September to foster and work toward equality for all members of the Razorback family. The program and its mission were developed out of ongoing discussions by various student-athletes on a number of important topics impacting society.

The initiative is committed to helping ensure that every individual, regardless of race, gender, religious beliefs or sexual orientation has an equal opportunity to make the most of their lives and talents.

The initiative was brought forward by the Razorback Athletics African-American Student-Athlete Leadership Council – **including freshman guard MOSES MOODY** – as part of continuing diversity and inclusion efforts as part of the department's **Hogs UNITED** program.

It was the third time this year Tate had at least eight assists with one or fewer turnovers.

^ had 11 assists with zero turnovers vs Central Arkansas (with 17 points)

^ had 10 assists with one turnover vs Georgia (with 15 points)

In Arkansas' current three-game win streak, Tate is playing his best basketball of the year.

Vs Auburn 6-10 FG 2-4 3PT 4 rebs 5 assists 5 TO 1 BLK 4 steals

at Vandy 9-15 FG 3-5 3PT 5 rebs 8 assists 1 TO 1 BLK 4 steals

Vs Ole Miss 3-7 FG 2-4 3PT 2 rebs 3 assists 3 TO 0 BLK 2 steals

TOTALS 18-32 (56%) 7-13 (54%) 11 rebs 16 assists 9 TO 2 BLK 10 steals

^ Averaging a team-best 16.0 ppg

Tate made five triples in three games ... he only made eight 3-pointers all of last season

In addition to his offensive prowess, he has been assigned to guard the opponents' best play

^ He has 10 of the team's 23 steals over the last three games and a team-best 24 deflections over the span.

Tate ranks 3rd in the SEC in assists per game (4.4)

Re-Heating From Deep

Arkansas shot a season-best 57.1% (12-of-21) from 3-point range in the win over Georgia.

Then, the Hogs shot below 26% from deep in the next three games (8-of-31 at LSU, 4-of-15 at Bama and 4-15 vs AUB)

The last two games, Arkansas shot a combined 15-of-36 (41.7%) from beyond the arc.

RARE AIR – #4 IN NCAA IN SCORING AMONG FROSH

Only five NCAA freshmen are averaging over 16 points per game this season.

1. Cameron Thomas (LSU) – 21.7

2. Cade Cunningham (OK St) – 17.9

3. Marcus Williams (Wyoming) – 16.6

4. Moses Moody (ARK) – 16.5

5. Evan Mobley (Southern Cal) – 16.5

Moody is 1 of only 4 NCAA freshmen are averaging over 15.0 points and 5.5 rebounds per game this season.

Moses Moody is 1 of 3 players in the SEC to average at least 15.0 points and 5.0 rebounds

^ Moses Moody (ARK) 6-6, G, Fr. 16.6 ppg (7th in SEC) 5.6 rpg (18th in SEC)

^ Trendon Watford (LSU) 6-9, F, So. 18.3 ppg (3rd in SEC) 7.4 rpg (7th in SEC)

^ Emanuel Miler (A&M) 6-7, F, So. 15.0 ppg (10th in SEC) 7.9 rpg (3rd in SEC)

MOODY IS THE ONLY PLAYER IN THE SEC to rank among the league's top 20 in the following four categories:

^ Scoring (7th) ^ FG% (8th) ^ FT% (8th) ^ Rebounds (18th).

Moses Delivers

Razorback freshman Moses Moody leads the team – and ranks **seventh in the SEC in scoring** (16.6 ppg).

He was also the only Hog to make a 3-pointer in each of the first 14 games before going 0-of-4 in game 15 vs Auburn and he was 0-of-1 from deep in game 17 vs Ole Miss. He ranks 10th in the SEC in 3's made (29).

Only five freshmen have led UA in points per game during a season (HogStats.com):

^ George Kok (18.7 in 1944-45) ^ Scotty Thurman (17.4 1992-93) ^ Joe Johnson (16.0 1999-00)

^ Jonathon Modica (11.5 in 2002-03) ^ Patrick Beverley (13.9 2006-07)

Moody ranks **eighth in the SEC – first among SEC freshmen – in minutes played** per game (32.1).

Moody has consecutive free throw streaks of 15, 13 and 12 this season. He now ranks **eighth in the SEC in free throw percentage** (.807).

Moody is 22nd in the NCAA / 3rd in the SEC in free throws made (71).

Moody is 30th in the NCAA / 3rd in the SEC in free throws attempts (88).

Moses Has Been Awful Moody the Last four Games

Moses Moody has been a little up-and-down scoring wise the last four games, but has made an impact in all three.

LOST AT ALABAMA

Moses Moody scored 28 points at Alabama – the most by a Razorback this season – on 10-of-25 shooting from the field.

The 25 shot attempts in a game are:

^ the most by a player in the SEC this season.

^ the most by a Razorback is 11 years when Courtney Fortson was 9-of-26 at Mississippi State on Jan. 14, 2010.

^ ties for the fourth-most by a Razorback in an SEC game (Scotty Thurman had 25 FGA vs Ole Miss in 1993).

WON VS AUBURN

Moses Moody was just 2-of-9 from the field and had his first game without a 3-pointer, going 0-of-4. However, he did have five rebounds – including two clutch ones late – and scored all five of his points inside the final nine minutes.

^ With the game tied at 56 with nine minutes to play, Moody's 1st points came off a missed Razorback free throw. Moody gathered the rebound and laid it in for a 58-56 lead – Arkansas would not trail the rest of the game.

^ With four minutes left and Arkansas up three, Moody threw down a big dunk for a 70-75 lead.

^ Inside the final five seconds and Arkansas clinging to a one-point lead, Moody battled for an defensive rebound. He was fouled and made 1-of-2 at the line to provide the 75-73 final.

WIN AT VANDERBILT

- Moses Moody scored a game-high 26 points – 13 in each half – on 10-of-16 shooting with eight rebounds.

WIN vs OLE MISS

- Moses Moody started the game by making three free throws, but only scored two points the rest of the game – a layup late in the game. He only took three shots (1-of-3) and was 0-of-1 from 3-point range. However, Musselman said he still impacted the game by being a decoy and the Rebels still had to guard him to open up the floor.

Smith Next for 1,000

- Although Arkansas' roster has a lot of new faces, the roster brings a lot of experience to the 2020-21 season.
- Vance Jackson Jr., drained four 3-pointers during a 28-0 run in the first half of the season opener. With is fourth triple, Jackson eclipsed the 1,000-point plateau. He also grabbed his 500th career rebound in the game.
- Jalen Tate scored his 1,000th career point versus Central Arkansas and dished out his 300th career assist versus Lipscomb. With four boards in the Auburn win (1/20), he grabbed his for 400th career rebound.
- JD Notae scored his 1,000th career point in just his 66th career game (vs Central Arkansas).
- Up next is Justin Smith. The graduate transfer only needs 38 points for 1,000. With six rebounds vs Ole Miss, he eclipsed the 500-rebound plateau for his career.

PLAYER	CAREER PTS	TO REACH
VANCE JACKSON JR	1,075	Scored 1,000th career pt vs MVSU
JALEN TATE	1,143	Scored 1,000th career pt vs UCA
JD NOTAE	1,167	Scored 1,000th career pt vs UCA
JUSTIN SMITH	962	48 pts to 1,000



**NEEDS
38 PTS FOR
1,000 NOW
HAS 500
REBS**

Freebies

- **Arkansas ranks 13th in the NCAA / 3rd in the SEC in free throws made (263)**
- **Arkansas ranks 15th in the NCAA / 2nd in the SEC in free throw attempts (359).**
 - ^ In 2016, Eric Musselman's Nevada squad led the NCAA in FT made (73) and were 2nd in FT attempts (992).
 - ^ In 2020, Mason Jones led the NCAA in both FT made (233) and FT attempts (282).
 - ^ In his first five years as a college coach, Musselman's teams have ranked 1st (3x) or 2nd (2x) five times in the ir respective league in free throws made.
- **Connor Vanover is a perfect 17-of-17 at the free throw line this season, including 6-of-6 at Auburn.**
- **Moses Moody has consecutive free throw streaks of 15, 13 and 12 this season.** He ranks eighth in the SEC in FT% this season (.807) while JD Notae is 12th in the SEC in FT% (.783) and Desi Sills is 23rd (.717).

Impressive Rebound ... Of 350 NCAA DI Schools

	LAST YEAR in NCAA / SEC	THIS YEAR in NCAA / SEC
Arkansas was	342nd in rebound margin / 14th SEC -6.8	32nd in rebound margin / 2nd SEC +6.7
	332nd in rebounds per game / 14th SEC 31.53	10th in rebounds per game / 1st SEC 41.59
	325th in offensive rebounds / 14th SEC 7.5	20th in offensive rebounds / 3rd SEC 13.24
	288th in defensive rebounds / 12th SEC 24.03	34th in defensive rebounds / 1st SEC 28.35

- This year, Arkansas has produced 7 of the top 9 rebounding efforts in the Musselman era
- This year, Arkansas has produced 11 of the top 13 offensive rebounding efforts in Musselman era
- This year, Arkansas has produced 5 of the top 7 defensive rebounding efforts in Musselman era
- **Arkansas leads the SEC in defensive rebound percentage, grabbing 75.5% of opponents' misses.**
- **Justin Smith's 17 boards vs Oral Roberts ties for the most by an SEC player this season.**

OTHER REBOUND NOTES

- Arkansas had 58 rebounds versus both Oral Roberts and Mississippi Valley – the most by Arkansas under Musselman and 3rd-most by a Musselman-coached college team.
- Arkansas had 44 defensive rebounds versus Lipscomb – **THE MOST by a Musselman-coached college team**
- Arkansas' 24 offensive rebounds versus Oral Roberts are the most by Arkansas under Musselman and the second-most by a Musselman-coached college team.
- **TENNESSEE MISSED 33 SHOTS FROM THE FIELD AND ARKANSAS HAD 31 DEFENSIVE REBOUNDS.**
- **GEORGIA MISSED 36 SHOTS FROM THE FIELD AND ARKANSAS HAD 29 DEFENSIVE REBOUNDS.**

More Offensive Rebounds

- Arkansas has pulled down double-digit rebounds in 15 of 17 games this season and ranks **20th in the NCAA** in the category (13.24).
- ^ The only games Arkansas did not have double-digit offensive boards were Central Arkansas (7) and Tennessee (6) games Arkansas shot over 52% from the field each game.
- Arkansas only had double-digit, offensive rebounds eight times all of last season.
- **Justin Smith averages 3.23 offensive rebounds rank third in the SEC and 33rd in the NCAA.** Smith has grabbed at least three offensive boards in eight of his 13 games.
- **Moses Moody ranks 11th in the SEC in offensive rebounds (2.35).**

Half a Hundred; 10th in NCAA/1st in SEC in Scoring

- **Arkansas has scored 90-plus five times this season, including three of its four wins in SEC play.**
- Arkansas scored 56 second-half points in the win over Georgia. It was the most by Arkansas in the second half of an SEC game since scoring 60 at Alabama on Jan 30, 2002 – a 109-94 final (HogStats.com).
- Arkansas has scored at least 50 points in a half five times this season.
 - ^ Mississippi Valley State 61 in the first half **AND** 81 in the second half
 - ^ Central Arkansas 59 in the second half
 - ^ Oral Roberts 57 in the second half
 - ^ Georgia 56 in the second half
- Despite its struggles at LSU and Alabama, Arkansas still scored 45 and 40 second-half points, respectively.
- Arkansas outscored Auburn 44-30 to complete a come-from-behind win and **has at least 40 points in a half 18 times in 16 games.**
- **Thanks to these totals, Arkansas ranks 13th in the NCAA / 2nd in the SEC in scoring at 84.5 ppg.**

2020-21 MISCELLANEOUS STATS

RECORD BREAKDOWN

At Home	11-1
On The Road	2-3
Neutral	0-0
White Uniforms	6-0
White '94 Throwback Uniforms	4-1
White "Hog" Uniforms	1-0
Cardinal Uniforms	2-3
Anthracite Uniforms	0-0

GENERAL

When Arkansas controls the tip	8-2
When opponent controls the tip	5-2
When Arkansas scores first	9-3
When opponent scores first	4-1

LEADS AND DEFICITS

Leading at the half	11-1
home: 9-0 road: 2-1 neutral: 0-0	
Trailing at the half	2-3
home: 2-1 road: 0-2 neutral: 0-0	
Tied at the half	0-0
home: 0-0 road: 0-0 neutral: 0-0	

Games decided by 1-to-5 points	1-1
Games decided by 6-to-10 points	0-0
With 5:00 left Leading: 13-0 Trailing: 0-4 Tied: 0-0	
With 2:00 left Leading: 13-0 Trailing: 0-4 Tied: 0-0	
Overtime games	0-0

OFFENSE

Scoring less than 70 points	1-2
Scoring 70-79 points	4-2
Scoring 80-89 points	3-0
Scoring 90-99 points	3-0
Scoring 100+ points	2-0
1 or 2 Players in Double Figures	0-2
3 Players in Double Figures	4-1
4 Players in Double Figures	4-1
5-7 Players in Double Figures	4-0
8 Players in Double Figures	1-0
At least 1 Player Scores 20+ Points	7-2
When 2+ Players Score 20+ Points	3-0
When shooting at least 50 percent FG	5-1
When shooting at least 33 percent 3FG	8-1

REBOUNDING/TURNOVERS

When out-rebounding opponent	11-1
When out-rebounded	1-3
When rebounds are even	1-0
When grabbing 10+ offensive reb	12-3
When forcing 15+ turnovers	7-2
When committing less than 15 turnovers	10-1

BY MONTH

In November	2-0
In December	7-0
In January	5-3
In February	0-0
In March	0-0

LED HIS TEAM IN SCORING (includes ties)

Player	16-17	17-18	18-19	19-20	20-21	Career
Davis	NA	NA	NA	NA	1	1
Iyiola	NA	3	7	NA	0	10
Jackson	2	NA	7	4	0	13
Moody	NA	NA	NA	NA	6	6
Notae	NA	15	16	NA	5	36
Tate	0	0	7	5	0	12
Sills	NA	NA	1	1	2	4
Smith	NA	1	1	3	2	7
Vanover	NA	NA	1	NA	1	2

LED HIS TEAM IN REBOUNDING (includes ties)

Player	16-17	17-18	18-19	19-20	20-21	Career
Henderson	NA	NA	0	2	0	2
Iyiola	NA	16	22	NA	--	38
Jackson	1	NA	13	7	1	22
Kimble	NA	NA	NA	8	0	8
Moody	NA	NA	NA	NA	5	5
Notae	NA	3	13	NA	0	17
Sills	NA	NA	0	2	1	3
Smith	NA	1	5	3	3	12
Tate	0	0	2	4	0	6
Vanover	NA	NA	3	NA	5	8
Williams	NA	NA	NA	NA	4	4



NATION'S #5 RECRUITING CLASS

Moses Moody • KK Robinson • Jaylin Williams • Devo Davis

Block Party: 5th in NCAA in Total; 21st in Average

- Arkansas has blocked at least five shots in each of the last four games and **RANKS FIFTH IN THE NCAA** in total blocked shots (86) and ranks 21st in the nation in blocks per game (5.1).
- Connor Vanover had six blocked shot vs North Texas and five vs Ole Miss. He ranks 5th in the SEC in blocks per game (1.76) and ranks 24th nationally in total blocked shots (30).
- Jaylin Williams has 12 blocked shots to rank 19th in the SEC.
- OTHERS: Moses Moody (10), JD Notae (8), Justin Smith (7) and Jalen Tate (5).

Comeback Kids

- Arkansas dug a 19-point deficit with 4:17 left in the first half versus Auburn.
 - Arkansas went on a 13-4 run to get to within 10 (41-31) before Sharife Cooper hit two free throws with 13 seconds left to provide the halftime score (43-31).
 - To start the second half, Arkansas went on an 18-4 run to grab its first lead (47-45 at the 13:26 mark).
 - The lead went back and forth over the next four minutes with game being tied at 56 with nine minutes left.
 - Moses Moody gathered an offensive rebound and converted the layup to start a 6-0 run and Arkansas led the rest of the game.
- With the win, **Arkansas snapped a 42-game losing streak when trailing by 12-plus points at halftime** dating back to a 72-69 win at Georgia on Feb. 3, 2010 (HogStats.com). Arkansas trailed Georgia 37-22 at halftime back in 2010.
- Arkansas is now 3-78 when trailing by 12-plus points since January 1995 and just 11-108 since January 1970** (HogStats.com).
- As a collegiate head coach, Eric Musselman is now 31-43 when trailing at halftime, including a 6-14 mark at Arkansas.

#5 Recruiting Class; 3 Top Grad Transfers

- Arkansas' 2020 recruiting class was a consensus top 10 haul. The group included four, four-stars and all are Arkansas natives.
- The ranking did not include three of the top 20 graduate transfers and two players among the nation's top 50 sit-out transfers.

THE FOLLOWING IS A BREAKDOWN:

• 2020 RECRUITING CLASS

	5th ESPN	8th 247Sports	11th Rivals
• Recruits	ESPN	247 Comp	247 Rivals
Moses Moody	★★★★ 45th	45th	40th 56th
POSITION	10th SG	9th SG	8th SG 12th SF
KK Robinson	★★★★ 82nd	61st	39th 65th
POSITION	19th PG	11th PG	8th PG 14th PG
Devo Davis	★★★★ 89th	113th	153rd 129th
POSITION	19th SG	15th CG	20th SG 27th SG
Jaylin Williams	★★★★ 94th	80th	93rd 59th
POSITION	15th C	15th C	13th C 10th C

• GRADUATE TRANSFERS

Jalen Tate	#5 (NBC Sports)	#8 (247Sports)	#10 (CBS AND Stadium)
Vance Jackson Jr.	#8 (CBS)	#18 (Stadium)	#32 (ESPN)
Justin Smith	#11 (Stadium)	#22 (ESPN)	

• SIT-OUT TRANSFERS

JD Notae	#29 (ESPN)
Connor Vanover	#44 (ESPN)

Moody Honored Dec. 7

- Arkansas guard Moses Moody was named the **SEC Freshman of the Week** and **College Sports Madness SEC Player of the Week**.
- Moody averaged 21 points, 8.5 rebounds and two assists in wins over UT Arlington and Lipscomb. He made 70 percent of his shots from the field (14-of-20) - including 4-of-6 from 3-point range - while going 10-of-13 at the free throw line.
- The Little Rock product had game highs with 24 points and nine rebounds versus UTA to become the first Razorback freshman since Booby Portis in 2014 to have at least 24 and nine in a game. He followed that with an 18-point, eight-rebound performance versus Lipscomb. Moody made 7-of-his-8 shots, including 2-of-3 from 3-point range, while adding three assists in just 24 minutes played.

MOCKING MOODY

MOODY IN 2021 NBA MOCK DRAFTS

PippenAintEasy.com (1/20)	7th pick (1st SEC Player)
NBADraft.net (1/18)	8th pick (1st SEC Player)
CBSSports.com (1/14)	8th pick (1st SEC Player)
TankATHon.com (NA)	8th pick (1st SEC Player)
USAToday.com (1/22)	8th pick (2nd SEC Player)
NBADraftRoom.com (NA)	10th pick (1st SEC Player)
NBCSports.com (1/5)	10th pick (2nd SEC Player)
BleacherReport.com (12/24)	10th pick (2nd SEC Player)
Stadium.com (1/4)	12th pick (2nd SEC Player)
The Athletics.com (1/8)	13th pick (2nd SEC Player)
SI.com (1/20)	14th pick (1st SEC Player)
Yahoo.com (1/11)	16th pick (4th SEC Player)
ESPN.com (1/22)	19th pick (5th SEC Player)

- Moody is the only Razorback to score in double figures in all eight games this season.
- Moody is 1 of 4 players in the SEC to average at least 15.0 points and 5.0 rebounds to date this season.

3-Ball Streak Continues

- On Feb. 9, 2019, Mason Jones made a 3-pointer at 18:43 of the first half at South Carolina to mark the 1,000th-straight game Arkansas made at least one triple.
- Arkansas fans were getting nervous the streak might end versus Texas Southern in 2019-20. The Razorbacks were 0-of-13 from distance in the first half. However, Isaiah Joe opened the second half with a triple and would make six in the period en route to 29 second-half points - 33 total.
- Arkansas ranks third on the NCAA active list of teams that have made at least one 3-pointer.
 - UNLV 1,115 consecutive games (thru 1/27, next 1/31)
 - Duke 1,101 consecutive games (thru 1/26, next 1/30)
 - ARKANSAS 1,060 CONSECUTIVE GAMES (THRU 1/27)**
 - Western Kentucky 1,057 consecutive games (thru 1/24, next 1/29 and 1/30)
- UNLV and Princeton (959 straight games) have made a 3-pointer in every game since the NCAA adopted the rule in 1986-87..
- The last game Arkansas did not make a 3-pointer was when the Razorbacks went 0-for-2 at Texas on Jan. 07, 1989.

NEW HOG

#20 KAMANI JOHNSON

6-7, 215, forward

Brooklyn, N.Y. / Arkansas-Little Rock

- **Signed Oct. 26 ... Joined the program on December 19, eligible to practice immediately and will become game eligible for the 2021-22 season.**
- A third team All-Sun Belt pick in 2020 as he more than doubled his point output - going from 5.1 ppg as a freshman to 11.0 ppg as a sophomore - and his rebounding improved from 4.8 per game to 6.7 per game, respectively. Also, his assists total went from 37 to 68 from his first year to his second while his free throw percentage improved from 50.8% to 72.7%.
- Led the Sun Belt and ranked 26th nationally in free throw attempts in 2019-20 and ranked 49th in the NCAA in free throws made (144). Overall, he played in 58 games with 43 starts in two seasons with the Trojans, scoring 479 points, grabbing 337 rebounds and dishing out 105 assists.
- **As a Sophomore at UALR:** Named hird team All-Sun Belt selection ... Two-time Sun Belt Conference Player of the Week (Jan. 6 and Feb. 4) ... Played in all 31 games with 28 starts for the Trojans, averaging 11.0 points, 6.7 rebounds and 2.2 assists per game ... Tied for fifth in the Sun Belt in rebounds per game and was second in offensive rebounds per game (3.0) ... His 144 free throws made ranked sixth in program history for a single season ... In the NCAA, ranked 26th in free throw attempts with a Sun Belt-best 198 and ranked 49th in free throws made (144) ... Had five double-doubles
- **As a Sophomore at UALR:** Played in 27 games with 15 starts as a true freshman ... Averaged 5.1 points and 4.8 rebounds in 19.2 minutes per game.
- **High School/Personal:** Spent two years at Montverde Academy in Florida, leading the Cougars to a state championship ... Played his senior season at Holy Spirit Prep School in Atlanta, averaging 17 points, nine rebounds, three assists and 1.5 blocks ... He is the younger brother of former Kentucky center Dakari Johnson.

FUTURE HOGS

CHANCE MOORE

6-5, 195, G

Brookhaven, Ga. / McEachern HS

- ESPN 4 star **44 national / 9 small forward** / 3 in Ga.
- 247 Sports Composite 4 star 85 national / 21 shooting guard / 5 in Ga.
- Participated in the Coach Wootten's Top 150 Showcase in October 2020 ... Transferred to McEachern mid-year as a junior and helped the squad reach the Georgia 7A semifinals ... Averaged 21.7 points and 5.8 rebounds.
- Came to McEachern from Holy Innocents Episcopal HS in Atlanta and Chamblee HS prior to that ... As a sophomore at Holy Innocents, named first team Class A Private All-State by HoopSeen.com and second team by the Atlanta Journal Constitution ... Was the Region 5-A North Player of the Year ... Tabbed the Class A Private Sophomore of the Year by HoopSeen.com ... Averaged 20.2 points and 7.0 rebounds.

AKOL MAWEIN

6-9, 205, F

Sydney, Australia / Southwest Christian (Ark.) Acad. / Navarro College

- Name is pronounced "ah-Cole ma-Ween."
- 247Sports rates him the **best JuCo power forward in the nation and the fourth-best overall prospect in the country** ... Ranked the fourth-best JuCo recruit in the nation by jucorecruiting.com ... Averaged 13.5 points and 5.0 rebounds as a freshman at Navarro ... Made 21-of-64 3-pointers ... Tallied two double-doubles while scoring 20-plus points in six of his last 14 games including a season-high 31 points versus Paniola.
- Attended Southwest Christian Academy in Little Rock as a junior and senior ... Originally committed to play at UC Riverside under then head coach David Patrick, the current Arkansas associate head coach ... Also played for the Woodz Elite program on the Nike EYBL circuit ... Named to the 2019 USA TODAY ALL-USA Arkansas Boys Basketball second team (along with first team pick Davonte Davis).
- Born in Sudan before moving to Egypt and then to Australia ... Came to the United States to play high school basketball.

#PR HOGS

39

NBA Draft
Selections

16

All-Star Game
Appearances

14

All-Defensive
Team Honors



CURRENT HOGS IN THE NBA



DANIEL GAFFORD

- 2nd Year in NBA
- 2019 - 2nd RD/38th overall



MASON JONES

- 1st Year in NBA
- 2020 - Free Agent
- Two-Way Contract



PATRICK BEVERLEY

- 9th Year in NBA
- 3x NBA All-Defensive Team
- 2009 - 2nd RD/42nd overall



ISAIAH JOE

- 1st Year in NBA
- 2020 - 2nd RD/49th overall



BOBBY PORTIS

- 6th Year in NBA
- 2015 - 1st RD/22nd overall

12

First Round
Draft Picks

7

All-NBA
Selections

3

NBA
Champions



BELGIUM

- Jabril Durham Belfius Mons-Hainaut

CANADA

- Olu Famutimi Guelph
- Marvell Waithe Windsor Express

CHINA

- Sonny Weems Guangdong Southern

CZECH REPUBLIC

- Delvon Johnson Svitavy

EGYPT

- Jaylen Barford Al Ettehad

FRANCE

- Dustin Thomas BC Souffelweyersheim

GREECE

- Dusty Hannahs Kolossos HH

HUNGARY

- Adrio Bailey OSE Lions

ISRAEL

- Coty Clarke Bnei Hertzeliya
- Rashad Madden Netanya

ITALY

- Marshawn Powell Trapani
- Charles Thomas Scafati

LEBANON

- Darian Townes Al Riyadi

LUXEMBOURG

- Michael Jones Larochette B

MEXICO

- B.J. Young Libertadores de Queretaro


SPAIN

- Moses Kingsley Bilbao

TURKEY


- Daryl Macon Galatasaray





2020-21 SEC STANDINGS

THROUGH WEDNESDAY - Jan 27, 2021



	SEC	PCT.	HOME	AWAY	OVERALL	PCT.	HOME	ROAD	NEUTRAL	STRK
ALABAMA	9-0	1.000	5-0	4-0	14-3	.824	8-1	4-0	2-2	W10
FLORIDA	6-3	.667	4-1	2-2	9-4	.692	5-1	2-3	2-0	W3
LSU	6-3	.667	4-1	2-2	11-4	.733	8-1	2-3	1-0	W1
TENNESSEE	5-3	.625	3-2	2-1	11-3	.786	9-2	2-1	0-0	W1
MISSOURI	4-3	.571	1-1	3-2	10-3	.769	5-1	4-2	1-0	L1
ARKANSAS	5-4	.556	3-1	2-3	13-4	.765	11-1	2-3	0-0	W3
KENTUCKY	4-4	.500	3-1	2-3	5-10	.333	3-3	2-4	0-3	L1
AUBURN	4-5	.444	2-2	2-3	10-7	.588	6-2	2-4	2-1	W2
MISSISSIPPI STATE	4-5	.444	2-3	2-2	9-8	.529	7-3	2-2	0-3	L3
OLE MISS	3-5	.375	2-2	1-3	8-7	.533	6-3	2-4	0-0	L1
SOUTH CAROLINA	2-3	.400	2-1	0-2	4-5	.444	3-1	0-3	1-1	W1
GEORGIA	2-6	.250	1-3	1-3	9-6	.600	8-3	1-3	0-0	L2
TEXAS A&M	2-6	.250	1-3	1-3	7-7	.500	6-3	1-3	0-1	L3
VANDERBILT	0-6	.000	0-3	0-3	4-8	.400	4-4	0-4	0-0	L6

Saturday, January 30		TV	Time (CT)
Alabama at Oklahoma	ESPN2	11:00 am	
Texas A&M at Kansas State	ESPNU	11:00 am	
Florida at West Virginia	ESPN	1:00 pm	
Texas Tech at LSU	ESPN2	1:00 pm	
TCU at Missouri	ESPNU	1:00 pm	
Auburn at Baylor	ESPN	3:00 pm	
ARKANSAS AT OKLAHOMA STATE	ESPN2	3:00 PM	
Iowa State at Mississippi State	ESPN2	5:00 pm	
Ole Miss at Georgia	SECN	5:00 pm	
Kansas at Tennessee	ESPN	5:00 pm	
Texas at Kentucky	ESPN	7:00 pm	
South Carolina at Vanderbilt	SECN	7:30 pm	

Tuesday, February 2		TV	Time (CT)
Georgia at Auburn	SECN	6:00 pm	
Tennessee at Ole Miss	ESPN2/U	6:00 pm	
MISSISSIPPI STATE AT ARKANSAS	SECN	8:00 PM	
Kentucky at Missouri	ESPN/2	8:00 pm	

Wednesday, February 3		TV	Time (CT)
South Carolina at Florida	SECN	5:30 pm	
LSU at Alabama	ESPN2/U	6:00 pm	
Vanderbilt at Texas A&M	SECN	7:30 pm	

AP (Jan. 25)		
1 Gonzaga (61)	15-0	1,597
2 Baylor (3)	14-0	1,539
3 Villanova	10-1	1,459
4 Michigan	13-1	1,376
5 Texas	11-2	1,341
6 Houston	13-1	1,281
7 Iowa	12-3	1,214
8 Virginia	10-2	1,067
9 ALABAMA	13-3	1,039
10 Texas Tech	11-4	954
11 West Virginia	10-4	869
12 MISSOURI	10-2	833
13 Ohio State	12-4	810
14 Wisconsin	12-4	757
15 Kansas	10-5	665
16 Florida State	9-2	656
17 Creighton	11-4	640
18 TENNESSEE	10-3	638
19 Illinois	10-5	415
20 Virginia Tech	11-3	242
21 Minnesota	11-5	223
22 Saint Louis	7-1	218
23 UCLA	12-3	157
24 Oklahoma	9-4	151
25 Louisville	10-3	117

COACHES (Jan. 25)		
1 Gonzaga	15-0	797
2 Baylor	14-0	771
3 Villanova	10-1	735
4 Michigan	13-1	666
5 Texas	11-2	665
6 Houston	13-1	635
7 Iowa	12-3	555
8 Virginia	10-2	527
8 ALABAMA	13-3	527
10 Texas Tech	11-4	439
11 West Virginia	10-4	408
12 MISSOURI	10-2	406
13 Wisconsin	12-4	360
14 Creighton	11-4	359
15 Ohio St.	12-4	340
16 Florida State	9-2	334
17 TENNESSEE	10-3	320
18 Kansas	10-5	296
19 Virginia Tech	11-3	225
20 Minnesota	11-5	152
21 UCLA	12-3	150
22 Illinois	10-5	138
23 Louisville	10-3	88
24 Saint Louis	7-1	73
25 Oregon	9-3	66

HOGS IN THE POLLS			
WEEK	AP	COACH	NET
Preseason	--	RV (2)	NA
Nov. 30	RV (2)	NA	NA
Dec. 7	--	RV (11)	NA
Dec. 14	RV (4)	RV (4)	NA
Dec. 21	RV (54)	RV (32)	NA
Dec. 28	RV (55)	RV (48)	NA
Jan. 4	RV (14)	RV (13)	24
Jan. 11	RV (24)	RV (8)	20
Jan. 18	--	--	35
Jan. 25	--	RV (4)	33
Feb. 1			
Feb. 8			
Feb. 15			
Feb. 22			
Mar. 1			
Mar. 8			
FINAL			

THE LAST TIME ARKANSAS			
• Ranked on AP Poll Date			
Top 16-25:	#22	01/01/18	
Top 11-15:	#15	11/14/00	
Top 6-10:	#6	1995 Final Poll	
Top 2-5:	#5	03/07/95	
No. 1:	#1	'94-95 Preseason	
• Vs. Ranked Opp - Last Win			
Top 25:	90-162 (LAST W. at #19 LSU 2019)		
#25:	3-4 Vanderbilt	1/31/12	
#24:	1-3 Vanderbilt	2/23/00	
#23:	3-7 vs Florida (SEC)	3/9/18	
#22:	4-2 Kentucky (OT)	2/23/11	
#21:	4-3 Texas A&M	2/17/18	
#20:	10-5 Michigan	1/21/12	
#19:	7-3 at LSU	2/2/19	
#18:	5-7 at Ole Miss	1/31/10	
#17:	2-3 at Kentucky	2/27/14	
#16:	3-7 LSU	1/20/07	
#15:	3-5 Mississippi State	1/7/12	
#14:	5-7 Auburn	2/27/18	
#13:	6-3 Kentucky (OT)	1/14/14	
#12:	6-8 Alabama	1/27/07	
#11:	5-8 Missouri	12/5/95	
#10:	4-4 at Tennessee	2/25/06	
#9:	3-4 Tennessee (OT)	1/23/17	
#8:	3-4 Alabama	1/6/07	
#7:	1-5 Texas	1/6/09	
#6:	5-11 Kentucky	2/20/99	
#5:	4-4 Texas A&M	1/27/16	
#4:	5-12 Oklahoma	12/30/08	
#3:	0-14 --	--	
#2:	6-8 Florida	2/5/13	
#1:	1-11 vs. UNC (at PB)	2/12/84	

• As Ranked By # - Last Time			
as Top 25: 395-114			
#25:	6-2 W. Iowa	11/30/14	
#24:	6-0 W. at Ole Miss	2/14/15	
#23:	5-1 W. at Vanderbilt	1/10/15	
#22:	8-5 L. at Auburn	1/6/18	
#21:	6-4 L. North Texas	12/5/00	
#20:	17-5 W. at LSU	1/2/99	
#19:	16-7 L. Ole Miss	1/17/15	
#18:	18-8 L. LSU	3/7/15	
#17:	14-6 L. #21 Iowa (NCAA)	3/13/99	
#16:	13-6 L. #7 Kentucky (SEC)	3/7/98	
#15:	16-3 L. Southern Miss	11/18/00	
#14:	28-4 W. Vanderbilt	2/7/98	
#13:	13-3 W. Centenary	12/18/97	
#12:	19-8 L. at Alabama	2/28/98	
#11:	20-6 W. South Carolina	2/15/92	
#10:	12-3 W. Ole Miss	2/18/95	
#9:	21-6 W. #5 Kentucky	1/29/95	
#8:	8-9 W. Montevallo	2/25/95	
#7:	18-2 W. Auburn	3/4/95	
#6:	21-3 L. UCLA (NCAA)	4/3/95	
#5:	13-8 L. #3 Kentucky (SEC)	3/12/95	
#4:	13-2 W. at Missouri	12/3/94	
#3:	30-5 W. Tennessee	1/7/95	
#2:	38-4 W. Duke (NCAA)	4/4/94	
#1:	16-4 W. #14 Georgetown	11/27/94	

• Last Time Beat Ranked Opp.			
• HOME •	• ROAD •		
#25: Vandy	1/31/12	--	(0-0)
#24: Vandy	2/23/00	--	(0-0)
#23: LSU	3/3/92	Texas	3/3/91
#22: Kentucky	2/23/11	--	(0-1)
#21: Texas A&M	2/17/18	S. Carolina	2/15/17
#20: Michigan	1/21/12	Alabama	2/28/01
#19: Auburn	3/5/00	LSU	2/2/19
#18: Vandy	3/1/08	Ole Miss	1/31/10
#17: Ole Miss	2/5/10	Kentucky	2/27/14
#16: LSU	1/20/07	--	(0-4)
#15: Miss State	1/7/12	--	(0-2)
#14: Auburn	2/27/18	--	(0-3)
#13: Kentucky	1/14/14	--	(0-1)
#12: Texas	2/6/82	--	(0-5)
#11: Missouri	12/5/95	Texas	2/1/79
#10: Florida	2/18/06	Tennessee	2/25/06
#9: Tennessee	12/30/17	Arizona	12/6/92
#8: Alabama	1/6/07	Kentucky	1/25/92
#7: Texas	1/6/09	--	(0-1)
#6: Kentucky	2/20/99	--	(0-5)
#5: Texas A&M	1/27/16	--	(0-1)
#4: Oklahoma	12/30/08	Kentucky	2/9/94
#3: --	--	--	(0-1)
#2: Florida	2/5/13	--	(0-5)
#1: --	(0-2)	--	(0-2)

RECEIVING VOTES: Boise State 108, Drake 75, Colorado 59, USC 50, **OKLAHOMA STATE 49**, Oregon 49, **FLORIDA 37**, Connecticut 20, Winthrop 16, Xavier 14, Loyola Chicago 12, BYU 11, Purdue 11, Belmont 9, Clemson 8, St. Bonaventure 6, Toledo 4, Arizona 4

RECEIVING VOTES: Oklahoma 65; Boise St. 60; Southern California 51; Colorado 40; **OKLAHOMA STATE 37**; Xavier 22; Loyola-Chicago 21; Drake 17; Clemson 15; **FLORIDA 14**; Purdue 7; Connecticut 5; **ARKANSAS 4**; St. Bonaventure 3; San Diego St. 3; Michigan St 3; Winthrop 1.

Effort. Energy. Enthusiasm.

Versus 2020-21 Opponents

NON-CONFERENCE

SCHOOL	GMS	SERIES RECORD	H	A	N	LAST MEETING
Abilene Christian	1	Arkansas Leads, 1-0	1-0	0-0	0-0	H - W, 85-72 (12/20/20)
Central Arkansas	7	Arkansas Leads, 7-0	4-0	3-0	0-0	H - W, 100-75 (12/12/20)
Lipscomb	2	Arkansas Leads, 2-0	2-0	0-0	0-0	H - W, 86-50 (12/05/20)
Miss Valley State	6	Arkansas Leads, 6-0	6-0	0-0	0-0	H - W, 142-62 (11/25/20)
North Texas	16	Arkansas Leads, 16-0	9-0	1-0	6-0	H - W, 69-54 (11/28/20)
Oklahoma State	52	Arkansas Trails, 15-37	10-9	4-13	1-15	H - W, 66-65 (12/07/18)
Oral Roberts	13	Arkansas Leads, 11-2	8-0	1-2	2-0	H - W, 87-76 (12/20/20)
Southern	3	Arkansas Leads, 3-0	2-0	0-0	1-0	H - W, 79-44 (12/09/20)
Texas-Arlington	9	Arkansas Leads, 9-0	7-0	1-0	1-0	H - W, 72-60 (12/02/20)

SOUTHEASTERN CONFERENCE

SCHOOL	GMS	SERIES RECORD	H	A	N	LAST MEETING
Alabama	64	Arkansas Leads, 35-29	19-6	8-21	8-2	A - L, 59-90 (01/16/21)
• SEC Only	54	Arkansas Leads, 28-26	19-6	8-19	1-1	
Auburn	56	Arkansas Leads, 36-20	22-5	13-14	1-1	H - W, 75-73 (01/20/21)
• SEC Only	55	Arkansas Leads, 36-19	22-5	13-14	1-0	
Florida	38	Arkansas Trails, 12-26	8-7	2-14	2-5	A - L, 59-73 (02/18/20)
• SEC Only	38	SAME		SAME		
Georgia	40	Arkansas Leads, 24-16	12-3	6-10	6-3	H - W, 99-69 (01/09/21)
• SEC Only	40	SAME		SAME		
Kentucky	44	Arkansas Trails, 11-33	7-8	3-15	1-10	H - L, 66-73 (01/18/20)
• SEC Only	39	Arkansas Trails, 11-28	7-8	3-13	1-8	
LSU	70	Arkansas Leads, 37-33	20-8	12-19	5-6	A - L, 92-76 (01/13/21)
• SEC Only	61	Arkansas Leads, 33-28	20-8	11-18	2-2	
Ole Miss	83	Arkansas Leads, 50-33	17-11	9-20	24-2	H - W, 74-59 (01/27/21)
• SEC Only	54	Arkansas Leads, 28-27	17-10	9-18	1-0	
Mississippi State	64	Arkansas Leads, 33-31	21-8	7-22	5-1	H - L, 77-78 (02/15/20)
• SEC Only	55	Arkansas Leads, 28-27	20-7	6-20	2-0	
Missouri	54	Arkansas Leads, 28-26	17-10	10-16	1-0	H - L, 68-81 (01/02/21)
• SEC Only	17	Arkansas Leads, 9-8	7-2	2-6	0-0	
South Carolina	35	Arkansas Leads, 20-15	11-5	6-8	3-2	H - L, 77-79 (01/29/20)
• SEC Only	35	SAME		SAME		
Tennessee	44	Arkansas Trails, 21-23	11-4	4-14	6-5	A - L, 79-74 (01/06/21)
• SEC Only	40	Arkansas Trails, 18-22	11-4	4-14	3-4	
Texas A&M	160	Arkansas Leads, 103-57	58-15	38-38	7-4	A - L, 69-77 (03/07/20)
• SEC Only	14	Arkansas Leads, 8-6	6-1	2-5	0-0	
Vanderbilt	41	Arkansas Leads, 29-12	16-3	8-8	5-1	H - W, 92-71 (01/23/21)
• SEC Only	39	Arkansas Leads, 28-11	15-3	8-7	5-1	



ERIC MUSSELMAN LIVE RADIO SHOW

Once again, there will be 12 Arkansas basketball radio shows, all starting at 7 pm, at Sassy's BBQ and Grille in Fayetteville.

Sunday, Jan. 31
Monday, Feb. 22
Sunday, Feb. 28



COURTSIDE WITH ERIC MUSSELMAN

There will be 10, 30-minute television shows featuring head coach Eric Musselman and co-host Chuck Barrett. Each show will air on Sunday, Please check local listings for times and channels in your area.

Sunday, Jan. 31
Sunday, Feb. 7
Sunday, Feb. 14
Sunday, Feb. 21
Sunday, Feb. 28
Sunday, Mar. 7

ARKANSAS IN THE 2020-21

(Through Games of Wednesday - Jan. 28)



TEAM IN THE NCAA/SEC

	NCAA	SEC	NO.
3-pt Field Goal Attempts (340 ranked)	17	3	425
Assist Turnover Ratio (340 ranked)	76	2	1.18
Assists Per Game (340 ranked)	76	4	15.2
Blocked Shots Per Game (340 ranked)	21	5	5.1
Defensive Rebounds per Game (340 ranked)	34	1	28.35
Fewest Fouls (340 ranked)	303	12	292
Fewest Turnovers (340 ranked)	279	8	219
Field-Goal Percentage (340 ranked)	115	4	45.3
Field-Goal Percentage Defense (340 ranked)	101	7	41.6
Free Throw Attempts (340 ranked)	15	2	359
Free Throws Made (340 ranked)	13	3	263
Free-Throw Percentage (340 ranked)	85	4	73.3
Offensive Rebounds Per Game (340 ranked)	20	3	13.24
Personal Fouls Per Game (340 ranked)	129	4	17.2
Rebound Margin (340 ranked)	32	2	6.7
Scoring Defense (340 ranked)	172	8	70.1
Scoring Margin (340 ranked)	21	1	14.2
Scoring Offense (340 ranked)	10	1	84.4
Steals Per Game (340 ranked)	43	4	8.3
Three Pt FG Defense (340 ranked)	64	5	30.3
Three-Point Field Goals Per Game (340 ranked)	67	4	8.6
Three-Point Field-Goal Percentage (340 ranked)	124	4	34.6
Total 3-point FGM (340 ranked)	23	3	147
Total Assists (339 ranked)	23	2	258
Total Blocks (339 ranked)	5	3	86
Total Rebounds (340 ranked)	2	1	707
Total Rebounds Per Game (340 ranked)	10	1	41.59
Total Steals (340 ranked)	11	2	141
Turnover Margin (336 ranked)	84	4	2
Turnovers Forced (340 ranked)	96	8	14.88
Turnovers Per Game (340 ranked)	118	3	12.9
Won-Lost Percentage (335 ranked)	41	4	76

RAZORBACKS IN THE NCAA/SEC

	PLAYER	NCAA	SEC	NO.
3-pt Field Goal Attempts (346 ranked)	JD Notae	66	4	96
Assist Turnover Ratio (350 ranked)	Moses Moody	156	10	81
Assists Per Game (349 ranked)	Jalen Tate	207	4	1.62
Blocked Shots Per Game (347 ranked)	Connor Vanover	53	5	1.76
Defensive Rebounds per Game (350 ranked)	Jaylin Williams	321	21	0.8
Double Doubles (314 ranked)	Connor Vanover	310	10	4.53
Field-Goal Percentage (331 ranked)	Jalen Tate	154	9	2
Free Throw Attempts (349 ranked)	Moses Moody	314	14	1
Free Throws Made (334 ranked)	Desi Sills	314	14	1
Free-Throw Percentage (350 ranked)	Justin Smith	314	14	1
Minutes Per Game (350 ranked)	Moses Moody	226	8	44.6
Offensive Rebounds Per Game (348 ranked)	Moses Moody	30	3	88
Points Per Game (350 ranked)	JD Notae	112	10	69
Rebounds Per Game (341 ranked)	JD Notae	91	7	54
Steals Per Game (350 ranked)	Moses Moody	161	8	80.7
Three-Point Field Goals Per Game (349 ranked)	JD Notae	207	12	78.3
Total 3-point FGM (345 ranked)	Moses Moody	303	9	31:58
Total Assists (347 ranked)	Justin Smith	33	3	3.23
Total Blocks (335 ranked)	Moses Moody	159	11	2.35
Total Field Goal Attempts (341 ranked)	Moses Moody	149	7	16.6
Total Field Goals Made (349 ranked)	JD Notae	330	14	14
Total Minutes (350 ranked)	Justin Smith	269	12	6.4
Total Points (345 ranked)	Desi Sills	219	12	1.47
Total Rebounds (341 ranked)	Jalen Tate	266	15	1.41
Total Steals (322 ranked)	JD Notae	303	13	1.88
	JD Notae	114	6	32
	Moses Moody	183	10	29
	Jalen Tate	27	2	78
	Connor Vanover	24	3	30
	Moses Moody	48	3	204
	JD Notae	66	5	195
	Moses Moody	64	3	91
	JD Notae	190	11	76
	Jalen Tate	190	11	76
	Moses Moody	35	2	543:26
	Jalen Tate	153	9	486:09
	Desi Sills	245	15	459:12
	Moses Moody	29	3	282
	JD Notae	103	8	238
	Connor Vanover	166	10	97
	Moses Moody	176	11	96
	Justin Smith	302	17	83
	Desi Sills	79	5	25
	Jalen Tate	90	7	24
	JD Notae	181	12	20
	Moses Moody	265	22	18



ERIC MUSSELMAN

ARKANSAS HEAD COACH

143-50 • 6th year as collegiate head coach
 503-291 • 14 seasons as professional head coach

COLLEGIATE HEAD COACHING RECORD

Year	Record	Conference	Postseason
2015-16	24-14	10-8 MW (T4th)	CBI Champion
2016-17	28-7	14-4 MW (1st) ^ *	NCAA 1st Round
2017-18	29-8	15-3 MW (1st) ^	NCAA Sweet 16
2018-19	29-5	15-3 MW (1st) ^	NCAA 1st Round
2019-20	20-12	7-11 SEC (T10th)	Canceled
2020-21	13-4	5-4 SEC	
Totals	143-50	66-33	

^ - Regular season champion / * - Tournament champion

Eric Musselman was named Arkansas' 13th head men's basketball coach on April 7, 2019. He has over 30 years of coaching experience, including five as a collegiate head coach and 14 as a professional head coach.

In his five years as a collegiate head coach, Musselman has won at least 20 games each season (24, 28, 29, 29 and 20) to post a 130-46 record and .739 winning percentage - ninth-best among active Division I coaches. Prior to entering the collegiate head coaching ranks, Musselman was a head coach for seven professional teams, including two seasons with the Golden State Warriors (2002-04) and one with the Sacramento Kings (2006-07). He has won over 550 games as a professional head coach with a combined winning percentage of .626 (553-330).

Musselman is married to Danyelle Sargent Musselman who has worked at ESPN, Fox Sports and the NFL Network as a broadcaster. Musselman has two sons, Michael and Matthew, and the couple has a daughter, Mariah.

Musselman's father Bill was also an NBA head coach and they were the first father-son combination to become head coaches in the NBA.

MUSSELMAN'S CAREER AS HEAD COACH

NOTE: Professional basketball **DOES NOT** count postseason toward season W-L record nor to head coach W-L record

Year	Team	League	Record	Note for the Season	Reg. Season Div./Conf. Finish	Postseason
1989-90	Rapid City	CBA	42-14	MOST WINS IN CBA	1st National Conf.	Finals (8-8) *
1991-92	Rapid City	CBA	37-19	2nd-most wins in CBA	1st National Conf.	Finals (9-7) *
1992-93	Rapid City	CBA	44-12	MOST WINS IN CBA	1st National Conf.	Conf. Finals (5-3) *
1993-94	Rapid City	CBA	37-19	MOST WINS IN CBA	1st National Conf.	Conf. Finals (5-5) *
1994-95	Rapid City	CBA	31-25	6th-most wins in CBA	5th National Conf.	Conf. 1st Rd (0-2) *
1995-96	Florida	CBA	41-15	MOST WINS IN CBA	1st National Conf.	Conf. Finals (5-3) *
1996-97	Florida	CBA	38-18	2nd-most wins in CBA	1st American Conf.	Finals (7-6) *
1995	Florida	USBL	25-2	MOST WINS IN USBL	1st Overall	Champion (1-0) *
1996	Florida	USBL	28-1	MOST WINS IN USBL	1st Southern Div.	Champion (3-0) *
2002-03	Golden State	NBA	38-44	6th Pacific Division	11th Western Conf.	--
2003-04	Golden State	NBA	37-45	T4th Pacific Division	11th Western Conf.	--
2006-07	Sacramento	NBA	33-49	5th Pacific Division	11th Western Conf.	--
2010-11	Reno	D-League	34-16	2nd-most wins in NBADL	1st Western Conf.	Semifinals (2-3) *
2011-12	Los Angeles	D-League	38-12	MOST WINS IN NBADL	1st Western Conf.	Finals (5-2) *
2015-16	Nevada	NCAA	24-14	Led NCAA in FT Made	T4th Mountain West	CBI Champion (5-1)
2016-17	Nevada	NCAA	28-7	T16th for Most wins NCAA	1st Mountain West	NCAA 1st Rd (0-1)
2017-18	Nevada	NCAA	29-8	2nd in NCAA in A-TO ratio	1st Mountain West	NCAA Sweet 16 (2-1)
2018-19	Nevada	NCAA	29-5	7th in NCAA in W-L%	1st Mountain West	NCAA 1st Rd (0-1)
2019-20	Arkansas	NCAA	20-12	Led NCAA in 3PT% Def	T10th SEC	Canceled
2020-21	Arkansas	NCAA	13-4	--	--	--
2010	Dominican Team		5-1	Silver Medal Centrobasket Championship		
2011	Venezuelan Team		12-9	5th FIBA Americas Championship		
2012	Venezuelan Team		7-4	Silver Medal FIBA South American Championship		

Effort. Energy. Enthusiasm.

MUSSELMAN VS. ALL OPPONENTS

Opponent	Overall	at Nevada	at Arkansas	Last Meeting
Abilene Christian	1-0	0-0	1-0	12/20/20
Air Force	7-0	7-0	0-0	03/05/19
Akron	1-0	1-0	0-0	12/22/18
Alabama	1-1	0-0	1-1	01/16/21
Arizona State	1-0	1-0	0-0	12/07/18
Arkansas-Little Rock	1-0	1-0	0-0	11/16/18
Auburn	2-1	0-0	2-1	01/20/21
Austin Peay	1-0	0-0	1-0	11/12/19
Boise State	7-2	7-2	0-0	02/02/19
Bradley	1-0	1-0	0-0	12/03/16
Buffalo	1-0	1-0	0-0	11/25/16
BYU	1-0	1-0	0-0	11/06/18
Cal State Fullerton	0-1	0-1	0-0	11/28/15
California Baptist	1-0	1-0	0-0	11/19/18
Central Arkansas	1-0	0-0	1-0	12/20/20
Cincinnati	1-0	1-0	0-0	03/18/18
Coastal Carolina	1-0	1-0	0-0	11/13/15
Colorado State	7-1	7-1	0-0	02/02/19
Davidson	1-0	1-0	0-0	11/21/17
Drake	1-0	1-0	0-0	12/12/15
Eastern Washington	1-0	1-0	0-0	03/21/16
Florida	0-2	0-1	0-1	02/18/20
Fresno Pacific	1-0	1-0	0-0	12/09/15
Fresno State	6-3	6-3	0-0	02/23/19
LSU	1-1	0-0	1-1	03/05/20
Georgia	1-1	0-0	1-1	01/09/21
Georgia Tech	1-0	0-0	1-0	11/25/19
Grand Canyon	1-0	1-0	0-0	12/09/18
Hawai'i	1-1	1-1	0-0	11/24/17
Holy Names	1-0	1-0	0-0	11/30/15
Idaho	1-0	1-0	0-0	11/10/17
Illinois State	1-0	1-0	0-0	11/29/17
Indiana	1-0	0-0	1-0	12/29/19
Iona	1-1	1-1	0-0	11/26/16
Iowa State	0-1	0-1	0-0	03/16/17
Kentucky	0-1	0-0	0-1	01/19/20
Lipscomb	1-0	0-0	1-0	12/05/20
LSU	1-2	0-0	1-2	01/13/21
Loyola-Chicago	1-1	1-1	0-0	11/28/18
Loyola Marymount	1-0	1-0	0-0	11/14/16
Ole Miss	1-0	0-0	1-0	01/27/21
Massachusetts	1-0	1-0	0-0	11/23/18
Mississippi State	0-2	0-0	0-2	02/15/20
Mississippi Valley	0-0	1-0	1-0	11/25/20
Missouri	1-2	0-0	1-2	01/02/21
Montana	2-0	1-0	1-0	11/16/19
Montana State	1-0	1-0	0-0	11/15/15
Morehead State	2-1	2-1	0-0	04/01/16
New Mexico	5-3	5-3	0-0	02/09/19
North Texas	2-0	0-0	2-0	11/29/20
Northern Kentucky	1-0	0-0	1-0	11/30/19
Oakland	1-0	1-0	0-0	11/23/16
Oral Roberts	1-0	0-0	1-0	12/20/20

MUSSELMAN VS. ALL OPPONENTS

Opponent	Overall	at Nevada	at Arkansas	Last Meeting
Oregon State	1-1	1-1	0-0	11/18/16
Pacific	4-0	4-0	0-0	11/09/18
Portland State	1-0	1-0	0-0	11/25/15
Radford	1-0	1-0	0-0	12/17/17
Rhode Island	1-0	1-0	0-0	11/13/17
Rice	1-0	0-0	1-0	11/05/19
Saint Mary's	0-1	0-1	0-0	11/11/16
San Diego State	3-7	3-7	0-0	03/0/19
San Francisco	0-1	0-1	0-0	12/23/17
San Jose State	6-0	6-0	0-0	01/09/19
Santa Clara	2-0	2-0	0-0	11/15/17
South Carolina	0-1	0-0	0-1	01/29/20
South Dakota	1-0	0-0	1-0	11/22/19
South Dakota State	1-0	1-0	0-0	12/15/18
Southern	1-0	0-0	1-0	1209/20
Southern Cal	1-0	1-0	0-0	12/01/18
Southern Illinois	1-0	1-0	0-0	12/22/17
Tennessee	1-2	0-0	1-2	01/06/21
Texas	1-0	1-0	0-0	03/16/18
Texas A&M	1-1	0-0	1-1	03/07/20
TCU	1-1	0-1	1-0	01/25/20
Texas Southern	1-0	0-0	1-0	11/19/19
Texas Tech	0-1	0-1	0-0	12/05/17
Towson	1-0	1-0	0-0	12/21/16
Tulsa	2-0	1-0	1-0	12/14/19
UC Davis	1-0	1-0	0-0	12/19/17
UC Irvine	2-0	2-0	0-0	12/02/17
UC Santa Barbara	1-0	1-0	0-0	12/22/16
UNLV	7-2	7-2	0-0	02/27/19
UT Arlington	1-0	0-0	1-0	12/02/20
Utah	1-0	1-0	0-0	12/29/18
Utah State	7-2	7-2	0-0	03/02/19
Valparaiso	1-0	0-0	1-0	12/21/19
Vanderbilt	3-0	0-0	3-0	01/23/21
Vermont	1-0	1-0	0-0	03/23/16
Washington	1-0	1-0	0-0	12/11/16
Western Kentucky	0-1	0-0	0-1	12/07/19
Wichita State	0-1	0-1	0-0	12/22/15
Wyoming	5-1	5-1	0-0	02/16/19
Totals	143-50	110-34	33-16	

MUSSELMAN VS. CONFERENCES

American Athletic	3-0	CAA	1-0	Ohio Valley	3-1
American East	1-0	C-USA	3-1	Pac-12	5-1
ACC	1-0	Horizon League	2-0	Patriot League	0-0
Atlantic Sun	1-0	Ind./Non DI	2-0	SEC	12-15
Atlantic 10	3-0	Ivy League	0-0	SoCon	0-0
Big East	0-0	MAAC	1-1	Southland	2-0
Big Sky	6-0	Mid-American	1-0	SWAC	3-0
Big South	2-0	MEAC	0-0	Summit League	3-0
Big Ten	1-0	Missouri Valley	6-2	Sun Belt	3-0
Big 12	2-3	Mountain West	60-21	WCC	8-2
Big West	5-2	Northeast	0-0	WAC	2-0

MUSSELMAN MILESTONE WINS

OVERALL

1	11/13/15	Coastal Carolina (Honolulu, Hawaii)	73-56
100	01/24/19	Colorado State (Reno, Nev.)	100-60

AT ARKANSAS

1	11/05/19	Rice (Fayetteville, Ark.)	91-43
---	----------	---------------------------	-------

MUSSELMAN COACHING HONORS

- 1996 USBL Coach of the Year
- 2003 NBA Coach of the Year Runner-Up
- 2012 NBA D-League Coach of the Year
- 2016 Bleacher Report's Mountain West Coach of the Year
- 2017 USBWA District VIII Coach of the Year
- 2018 USBWA District VIII and NABC District 17 Coach of the Year
- Mountain West Coach of the Year

MUSSELMAN DID YOU KNOWS....

- Named General Manager of CBA's Rapid City Thrillers at age 22. The next year, became head coach of the Thrillers at he age of 23, the youngest coach in CBA history.
- From 1990-1997, had 26 players called up to the NBA, the highest number in the league during that span ... The only person in CBA history to coach in five league All-Star Games (1990, 1992, 1993, 1994, 1997)
- The first coach in professional basketball history to win 100 games by the age of 28.
- At the age of 37, named head coach of the Golden State Warriors and was the youngest head coach in the NBA at the time.
- He and his father, Bill, were first father-son combination to both become head coaches in NBA history.
- In 2003, was runner-up to San Antonio's Gregg Popovich for NBA Coach of the Year Award voting (231 points, including 26 first-place votes).
- Only needed 130 games to win his 100th game as a collegiate head coach.
- Is the CBA's third all-time winningest coach (270-122 in seven seasons) and the most successful coach (54-3 in two seasons) in the history of the United States Basketball League.
- Led CBA in scoring (116.7 ppg) in 192-93 -2nd in NBA in scoring (102.4 ppg) in 2002-03.

MUSSELMAN RECORD • POINTS SCORED

Scoring Below 50 Points:	0-0
- At Arkansas	0-0
Home:.....	0-0 at Arkansas
Away:.....	0-0 at Arkansas
Neutral:.....	0-0 at Arkansas
Scoring 50-59 Points:	0-9
- At Arkansas:	0-1
Home:.....	0-1 at Arkansas
Away:.....	0-6 at Arkansas
Neutral:.....	0-2 at Arkansas
Scoring 60-69 Points:	15-15
- At Arkansas	7-4
Home:.....	9-4 at Arkansas
Away:.....	3-8 at Arkansas
Neutral:.....	3-3 at Arkansas
Scoring 70-79 Points:	48-18
- At Arkansas	10-7
Home:.....	28-4 at Arkansas
Away:.....	14-11 at Arkansas
Neutral:.....	6-3 at Arkansas
Scoring 80-89 Points:	49-3
- At Arkansas	7-1
Home:.....	28-0 at Arkansas
Away:.....	13-2 at Arkansas
Neutral:.....	8-1 at Arkansas
Scoring 90-99 Points:	21-1
- At Arkansas	6-0
Home:.....	12-0 at Arkansas
Away:.....	8-1 at Arkansas
Neutral:.....	1-0 at Arkansas
Scoring 100 or More Points:	10-1
- At Arkansas	2-0
Home:.....	7-0 at Arkansas
Away:.....	2-1 at Arkansas
Neutral:.....	1-0 at Arkansas

BEST WINNING PERCENTAGE among active NCAA Division I head coaches (min 5 yrs as a Division I Head Coach)

(stats.NCAA.org/head_coaches • Thru Jan 27, 2021)

1	Mark Few, Gonzaga	.832	614-124	22nd yr
2	Chris Jans, New Mexico State	.781	107-30	5th yr
3	Roy Williams, North Carolina	.776	896-258	33rd yr
4	John Calipari, Kentucky	.766	738-225	29th yr
5	Bill Self, Kansas	.766	718-219	28th yr
6	Mike Krzyzewski, Duke	.766	1163-355	46th yr
7	ERIC MUSSELMAN, ARKANSAS	.741	143-50	6th yr
8	Sean Miller, Arizona	.735	417-150	17th yr
9	Tony Bennett, Virginia	.732	357-131	15th yr
10	Steve Forbes, Wake Forest	.728	134-50	6th yr



MUSSELMAN RECORD • POINTS ALLOWED

Opponent Scores Below 50 Points:	6-0
- At Arkansas	4-0
Home:.....	5-0 at Arkansas
Away:.....	1-0 at Arkansas
Neutral:.....	0-0 at Arkansas
Opponent Scores 50-59 Points:	25-1
- At Arkansas	7-0
Home:.....	18-1 at Arkansas
Away:.....	6-0 at Arkansas
Neutral:.....	1-0 at Arkansas
Opponent Scores 60-69 Points:	55-6
- At Arkansas	11-0
Home:.....	34-0 at Arkansas
Away:.....	12-2 at Arkansas
Neutral:.....	9-4 at Arkansas
Opponent Scores 70-79 Points:	41-18
- At Arkansas	9-8
Home:.....	22-5 at Arkansas
Away:.....	13-11 at Arkansas
Neutral:.....	6-2 at Arkansas
Opponent Scores 80-89 Points:	13-14
- At Arkansas	1-4
Home:.....	5-3 at Arkansas
Away:.....	6-10 at Arkansas
Neutral:.....	3-1 at Arkansas
Opponent Scores 90-99 Points:	2-6
- At Arkansas	1-3
Home:.....	2-2 at Arkansas
Away:.....	0-3 at Arkansas
Neutral:.....	0-1 at Arkansas
Opponent Scores 100 or More Points:	1-2
- At Arkansas	0-0
Home:.....	0-0 at Arkansas
Away:.....	1-2 at Arkansas
Neutral:.....	0-0 at Arkansas

MUSSELMAN RECORD BREAKDOWN

OVERALL:	143-50
- AT ARKANSAS.....	33-16
Home:.....	83-10.....25-5 at Arkansas
Away:.....	40-30.....6-11 at Arkansas
Neutral:.....	20-10.....2-0 at Arkansas
CONFERENCE GAMES:	66-33
- AT ARKANSAS.....	12-15
Home:.....	39-10.....8-5 at Arkansas
Away:.....	27-23.....4-10 at Arkansas
VS RANKED TEAMS:.....	2-7
AS RANKED TEAM:.....	38-12
- AT ARKANSAS.....	0-4
- AT ARKANSAS.....	0-0
Home:.....	0-3 / 0-3 at Ark
Away:.....	0-2 / 0-1 at Ark
Neutral:.....	2-2 / 0-0 at Ark
Home:.....	18-1 / 0-0 at Ark
Away:.....	14-6 / 0-0 at Ark
Neutral:.....	8-5 / 0-0 at Ark
RECORD BY MONTH:	
November:.....	34-4.....9-0 at Arkansas
December:.....	32-8.....11-1 at Arkansas
January:.....	32-14.....8-8 at Arkansas
February:.....	25-12.....3-6 at Arkansas
March:.....	18-12.....2-1 at Arkansas
April:.....	1-0.....0-0 at Arkansas
WHEN LEADING AT HALFTIME:	110-6
at Arkansas.....	27-2
WHEN TRAILING AT HALFTIME:	31-43
at Arkansas.....	6-14
WHEN TIED AT HALFTIME:	2-1
at Arkansas.....	0-0
OUT-REBOUNDING OPP:	85-11
at Arkansas.....	15-1
BEING OUT-REBOUNDED:	50-36
at Arkansas.....	17-14
REBOUNDS ARE EVEN:	8-2
at Arkansas.....	1-1
WHEN SCORING FIRST:	84-23
at Arkansas.....	18-7
WHEN OPPONENT SCORES FIRST:	59-27
at Arkansas.....	15-9
ONE-POSSESSION GAMES:	17-12
at Arkansas.....	2-4
OVERTIME GAMES:	7-6
at Arkansas.....	1-3
GAMES DECIDED BY 1-5 PTS OR LESS:	29-20
at Arkansas.....	5-6
GAMES DECIDED BY 6-10 PTS:	21-13
at Arkansas.....	6-5
GAMES DECIDED BY 11-19 PTS:	44-11
at Arkansas.....	11-3
GAMES DECIDED BY 20-PLUS PTS:	39-6
at Arkansas.....	11-2
SHOOTING 50 PERCENT OR BETTER:	47-2
at Arkansas.....	9-1
SHOOTING PCT. BETTER THAN OPP:	116-9
at Arkansas.....	27-4
SHOOTING PCT. WORSE THAN OPP:	25-40
at Arkansas.....	5-12
SHOOTING PCT. SAME AS OPP:	1-1
at Arkansas.....	0-0
OUT-SCORING OPP BENCH:	69-5
at Arkansas.....	16-4
OUT-SCORED BY OPP BENCH:	68-36
at Arkansas.....	15-12
BENCH SCORING EVEN:	6-0
at Arkansas.....	2-0

MOST POINTS BY A MUSSELMAN TEAM

NOTE: MISSING RESULTS FROM RAPID CITY (CBA) AND FLORIDA (USBL)

142	Arkansas	Mississippi Valley State	11/25/20	W, 142-62
138	LA D-Fenders	Erie BayHawks	02/06/12	W, 138-107
135	LA D-Fenders	Stockton Kings	11/28/11	W, 135-103
135	Sacramento	Charlotte Bobcats	02/28/07	W, 135-120
135	Golden State	Orlando Magic	11/16/02	W, 135-92
133	Golden State	at Milwaukee Bucks	03/08/03	L, 133-138 (OT)
132	LA D-Fenders	Rio Grande Valley Vipers	12/05/11	W, 132-126
128	Sacramento	Los Angeles Lakers	12/29/06	L, 128-132 (OT)
128	Golden State	Utah Jazz	04/08/03	W, 128-102
127	LA D-Fenders	Canton Charge	01/30/12	W, 127-87
127	Reno	Idaho Stampede	12/01/10	W, 127-117
126	Reno	Rio Grande Valley Vipers	004/20/11	L, 126-134

PLAYER GAME HIGHS:

MOST POINTS:	
at Nevada:	45 Jordan Caroline at New Mexico 01/07/17
	40 Jordan Caroline at Colorado St 02/06/19
	37 D.J. Fenner vs UNLV 02/08/17
	34 Marquize Coleman at Hawai'i 11/16/15
	33 Caleb Martin at Utah 12/29/18
	32 Marcus Marshall at Wyoming 01/14/17
	32 Marcus Marshall at Washington 12/11/16
	32 Tyron Criswell vs Eastern Washington 03/21/16
	30 4x
at Arkansas:	41 Mason Jones vs Tulsa 12/14/19
	40 Mason Jones vs Auburn 02/04/20
	38 Mason Jones vs Miss State 02/15/20
	37 Mason Jones vs Tennessee 02/26/20
	36 Mason Jones vs LSU 03/04/20
	34 Mason Jones vs South Carolina 01/29/20
	34 Isaiah Joe at Ole Miss 01/11/20
	33 Isaiah Joe vs Texas Southern 11/19/19
	32 Mason Jones vs Rice 11/05/19
	30 Mason Jones at Texas A&M 03/07/20
	30 Mason Jones at Alabama 02/01/20
	30 Jimmy Whitt Jr. vs Vanderbilt 01/15/20
SEC Game: 40 Mason Jones vs Auburn 02/03/11	
SEC Tourney: 22 Mason Jones vs Vanderbilt 03/11/20	
NCAA Tourney: --	
Bud Walton: 41 Mason Jones vs Tulsa 12/14/19	
Road Game: 34 Isaiah Joe at Ole Miss 01/11/20	
Neutral Site: 22 Mason Jones vs Vanderbilt 03/11/20	
Ranked Opp: 40 Mason Jones vs Auburn 02/04/20	
Frosh: 28 Moses Moody at Alabama 01/16/21	
Soph: 34 Isaiah Joe at Ole Miss 01/11/20	
Junior: 41 Mason Jones vs Tulsa 12/14/19	
Senior: 30 Jimmy Whitt Jr. vs Vanderbilt 01/15/20	
Season Opener: 32 Mason Jones vs Rice 11/05/19	
SEC Opener 17 Isaiah Joe & Mason Jones vs TX A&M 01/04/20	
MOST FIELD GOALS MADE:	
at Nevada:	17 Jordan Caroline at New Mexico 01/07/17
	13 Cody Martin vs Utah State 02/17/18
	12 Jordan Caroline at UNLV 02/25/17
	12 Cameron Oliver vs Eastern Washington 03/21/16
	12 D.J. Fenner v UNLV 02/08/17
at Arkansas:	14 Jimmy Whitt Jr. vs Vanderbilt 01/15/20
	12 Mason Jones vs Auburn 02/04/20
	12 Mason Jones vs Tulsa 12/14/19
	12 Mason Jones vs Rice 11/05/19
	11 Mason Jones vs Tennessee 02/26/20
	11 Isaiah Joe at Ole Miss 01/11/20
	11 Jimmy Whitt Jr. vs South Dakota 11/19/19
	11 Jimmy Whitt Jr. at Alabama 02/01/20
MOST 3-POINTERS MADE:	
at Nevada:	8 Marcus Marshall at UNLV 02/25/17
	7 6x
at Arkansas:	8 Mason Jones at Texas A&M 03/07/20
	7 Isaiah Joe at Ole Miss 01/11/20
	6 Isaiah Joe at Texas A&M 03/07/20
	6 Isaiah Joe at Indiana 12/29/19
	6 Isaiah Joe vs Texas Southern 11/19/19
MOST FREE THROWS MADE:	
at Nevada:	15 Marcus Marshall vs Boise State 02/22/17
	15 Marquize Coleman vs UNLV 01/23/16
	15 Marquize Coleman at Hawai'i 11/16/15
	14 Jordan Caroline vs Rhode Island 11/13/17
	14 Marcus Marshall at Wyoming 01/14/17
at Arkansas:	18 Mason Jones vs Miss State 02/15/20
	15 Mason Jones vs South Carolina 01/29/20
	12 Mason Jones vs LSU 03/04/20
	12 Isaiah Joe vs Tennessee 02/26/20
	12 Mason Jones vs Tulsa 12/14/19
	11 Jimmy Whitt Jr. at Tennessee 02/11/20
	11 Mason Jones at Missouri 02/08/20
	11 Mason Jones vs Auburn 02/04/20
MOST REBOUNDS:	
at Nevada:	24 Cameron Oliver vs Fresno State 02/11/16
	21 Cameron Oliver at UNLV 02/20/16
	17 Cameron Oliver vs Colorado State 03/04/17
	16 6x
at Arkansas:	17 Justin Smith vs Oral Roberts 12/20/20
	16 Connor Vanover vs North Texas 11/28/20
	15 Jimmy Whitt Jr. vs LSU 03/04/20
	12 Mason Jones vs South Carolina 01/29/20
	12 Jimmy Whitt Jr. at Western Ky 12/07/19
	11 Reggie Chaney at Missouri 02/08/20
	11 Reggie Chaney at Alabama 02/01/20
	11 Reggie Chaney vs Northern Ky 11/30/19
	11 Adrio Bailey vs Montana 11/16/19
SEC Game: 15 Jimmy Whitt Jr. vs LSU 03/04/20	
SEC Tourney: 7 Jimmy Whitt Jr. vs Vanderbilt 03/11/20	
NCAA Tourney: --	
Bud Walton: 17 Justin Smith vs Oral Roberts 12/20/20	
Road Game: 12 Jimmy Whitt Jr. at Western Ky 12/07/19	
Neutral Site: 9 Mason Jones vs Valpo 12/21/19	
Ranked Opp: 9 Vance Jackson Jr. at Tennessee 01/06/21	
Frosh: 10 (3x) last by Jaylin Williams at LSU 01/13/21	

Effort. Energy. Enthusiasm.

Soph: 16 Connor Vanover vs North Texas 11/28/20
Junior: 12 Mason Jones vs South Carolina 01/29/20
Senior 17 Justin Smith vs Oral Roberts 12/20/20
Season Opener: 10 Jaylin Williams vs Miss Valley 11/25/20
SEC Opener 6 Mason Jones vs Texas A&M 01/04/20

MOST OFFENSIVE REBOUNDS:	
at Nevada:	11 A.J. West at Pacific 11/21/15
	8 Cameron Oliver vs Fresno State 02/11/16
at Arkansas:	10 Justin Smith vs Oral Roberts 12/12/20
	6 Justin Smith vs UT Arlington 12/02/20
	6 Reggie Chaney at Missouri 02/08/20
	5 Moses Moody at LSU 01/13/21
	5 Jalen Tate vs Abilene Christian 12/20/20
	5 Reggie Chaney at Alabama 02/01/20
	5 Adrio Bailey vs Montana 11/16/19
MOST DEFENSIVE REBOUNDS:	
at Nevada:	16 Cameron Oliver vs Fresno State 02/11/16
	14 Cameron Oliver vs Colorado State 03/04/17
	14 Cameron Oliver at Wyoming 01/14/17
	13 Cameron Oliver vs Colorado State 03/11/17
	13 Cameron Oliver at Air Force 02/15/17
at Arkansas:	14 Connor Vanover vs North Texas 11/28/20
	14 Jimmy Whitt Jr. vs LSU 03/04/20
	11 Mason Jones vs South Carolina 01/29/20
	9 Connor Vanover vs UCA 12/12/20
	9 Connor Vanover vs Southern 12/09/20
	9 Connor Vanover vs Lipscomb 12/05/20
	9 Jimmy Whitt Jr. at Western Ky 12/07/19
	9 Reggie Chaney vs Northern Ky 11/30/19
	9 Isaiah Joe at Georgia Tech 11/25/19
MOST ASSISTS:	
at Nevada:	11 Cody Martin vs BYU 11/06/18
	11 Cody Martin vs Colorado State 02/25/18
	11 Marquize Coleman vs Holy Names 11/30/15
	10 Cody Martin vs Little Rock 11/16/18
	10 Cody Martin vs Pacific 11/09/18
	10 Marcus Marshall vs Colorado State 03/04/17
at Arkansas:	11 Jalen Tate vs UCA 12/12/20
	10 Jalen Tate vs Georgia 01/09/21
	9 Mason Jones at Ole Miss 01/11/20
	8 Jalen Tate at Vanderbilt 01/23/21
	8 Mason Jones vs Vanderbilt 01/15/20
SEC Game: 10 Jalen Tate vs Georgia 01/09/21	
SEC Tourney: 6 Mason Jones vs Vanderbilt 03/11/20	
NCAA Tourney: --	
Bud Walton: 11 Jalen Tate vs Central Arkansas 12/12/20	
Road Game: 9 Mason Jones at Ole Miss 01/11/20	
Neutral Site: 6 Mason Jones vs Vanderbilt 03/11/20	
Ranked Opp: 6 by Jalen Tate at Tennessee 01/06/21	
Frosh: 6 Davonte Davis vs Georgia 01/09/21	
Soph: 7 Isaiah Joe vs Rice 11/05/19	
Junior: 9 Mason Jones at Ole Miss 01/11/20	
Senior: 11 Jalen Tate vs Central Arkansas 12/12/20	
Season Opener: 7 Isaiah Joe vs Rice 11/05/19	
SEC Opener 5 Jalen Harris vs Texas A&M 01/04/20	
MOST STEALS:	
at Nevada:	5 Caleb Martin vs California Baptist 11/19/18
	5 Jordan Caroline at San Diego St 02/12/17
	5 Marquize Coleman at New Mexico 12/30/15
	4 17x
at Arkansas:	5 Mason Jones at Georgia Tech 11/25/19
	5 Isaiah Joe vs Texas Southern 11/19/19
	5 Mason Jones vs Rice 11/05/19
	4 10x last Jalen Tate vs AUB 01/20/21
SEC Game: 4 (4x) last Jalen Tate vs AUB 01/20/21	
SEC Tourney: 3 Mason Jones vs Vanderbilt 03/11/20	
NCAA Tourney: --	
Bud Walton: 5 Mason Jones vs Rice 11/05/19	
Road Game: 5 Mason Jones at Georgia Tech 11/25/19	
Neutral Site: 3x	
Ranked Opp: 4 Desi Sills vs Auburn 02/04/20	
Frosh: 3 (4x) last by Davonte Davis 01/02/21	
Soph: 5 Isaiah Joe vs Texas Southern 11/19/19	
Junior: 5 Mason Jones (2x)	
Senior: 4 2x	
Season Opener: 5 Mason Jones vs Rice 11/05/19	
SEC Opener 3 Mason Jones vs Texas A&M 01/04/20	
MOST BLOCKED SHOTS:	
at Nevada:	6 Cameron Oliver vs Morehead State 04/01/16
	5 7x
at Arkansas:	6 Connor Vanover vs North Texas 11/28/20
	5 Connor Vanover vs Ole Miss 01/27/21
	5 Adrio Bailey vs Valpo 12/21/19
	5 Adrio Bailey vs Texas Southern 11/19/19
	4 Connor Vanover vs Lipscomb 12/05/20
	4 Adrio Bailey at LSU 01/07/20
SEC Game: 5 Connor Vanover vs Ole Miss 01/27/21	
SEC Tourney: 3 Henderson & Chaney vs Vanderbilt 03/11/20	
NCAA Tourney: --	
Bud Walton: 6 Connor Vanover vs North Texas 11/28/20	
Road Game: 3 Reggie Chaney at Western Ky 12/07/19	
Neutral Site: 5 Adrio Bailey vs Valpo 12/21/19	
Ranked Opp: 2 Adrio Bailey & Jimmy Whitt Jr., vs Kentucky (01/18/20)	
Frosh: 2 Jaylin Williams (2x) last vs Mizzou 01/02/21	
Soph: 6 Connor Vanover vs North Texas 11/28/20	

Effort. Energy. Enthusiasm.

Junior: 3 JD Notae vs Oral Roberts 12/20/20
 Senior: 5 Adrio Bailey 2x
 Season Opener: 3 Connor Vanover vs Miss Valley 11/25/20
 SEC Opener 1 Adrio Bailey & Jimmy Whitt vs TX A&M 01/04/20

TEAM GAME HIGHS:

MOST POINTS:			
at Nevada:	119	vs Fresno State 12/09/15	W, 119-70
	110	vs UMass 11/23/18	W, 110-87
	108	vs Holy Names 11/30/15	W, 108-57
	105	at New Mexico 01/07/17	W, 105-104 (OT)
	104	vs UNLV 02/08/17	W, 104-77
	103	at Wyoming 01/24/18	L, 103-104 (2OT)
	102	vs Fresno State 01/31/18	W, 102-92
	101	at UNLV 02/28/18	W, 101-75
	100	vs Colorado State 01/23/19	W, 100-60
at Arkansas:	142	vs Mississippi Valley 11/25/20	W, 142-62
	100	vs UCA 12/12/12	W, 100-75
	99	vs Georgia 01/09/21	W, 99-69
	99	vs LSU 03/04/20	W, 99-90
	98	vs Tulsa 12/14/19	W, 98-79
	97	at Auburn 12/30/20	W, 97-89
	92	at Vanderbilt 01/23/21	W, 92-71
	91	vs Rice 11/05/19	W, 91-43

MOST FIELD GOALS MADE:			
at Nevada:	40	vs UMass 11/23/18	
	40	vs Fresno State 12/09/15	
	40	vs Holy Names 11/30/15	
	38	vs San Jose State 01/09/19	
	38	vs UNLV 02/08/17	
at Arkansas:	48	vs Mississippi Valley 11/25/20	
	40	vs Central Arkansas 12/12/20	
	37	vs Rice 11/05/19	
	36	at Vanderbilt 01/23/21	
	36	vs Georgia 01/09/21	
	34	vs Tulsa 12/14/19	
	33	vs Lipscomb 12/05/20	
	32	at Auburn 12/30/20	

MOST FIELD GOALS ATTEMPTED:			
at Nevada:	80	at UNLV 02/20/16	
	77	vs Colorado State 02/25/18	
	75	at New Mexico 01/07/17	
	74	vs Wyoming 01/03/18	
	74	at Wyoming 01/24/18	
	74	at Pacific 11/21/15	
at Arkansas:	86	vs Mississippi Valley 11/25/20	
	77	vs Oral Roberts 12/20/20	
	76	at LSU 01/13/21	
	76	vs Central Arkansas 12/12/20	
	71	vs Missouri 01/02/21	
	71	vs Texas Southern 11/19/19	

BEST FIELD GOAL PERCENTAGE:			
at Nevada:	.615 (40-65)	vs UMass 11/23/18	
	.597 (40-67)	vs Fresno State 12/09/15	
	.597 (40-67)	vs Holy Names 11/30/15	
	.593 (32-54)	at Utah State 02/17/18	
	.589 (33-56)	vs Fresno State 01/31/18	
	.582 (32-55)	at Loyola-Chicago 11/27/18	
at Arkansas:	.571 (36-63)	at Vanderbilt 01/23/21	
	.567 (34-60)	vs Tulsa 12/14/19	
	.558 (48-86)	vs Mississippi Valley 11/25/20	
	.552 (37-67)	vs Rice 11/05/19	
	.540 (27-50)	vs TCU 01/25/20	
	.527 (29-55)	at Tennessee 01/06/21	
	.526 (40-76)	vs Central Arkansas 12/12/20	
	.522 (36-69)	vs Georgia 01/09/21	
	.500 (33-66)	vs Lipscomb 12/05/20	
	.500 (28-56)	vs LSU 03/04/20	

MOST 3-POINT FIELD GOALS MADE:			
at Nevada:	17	at Pacific 11/18/17	
	15	vs Pacific 11/09/18	
	15	at Air Force 01/06/18	
	15	at Santa Clara 11/15/17	
	15	at New Mexico 01/07/17	
at Arkansas:	20	vs Mississippi Valley 11/25/20	
	14	at Texas A&M 03/07/20	
	12	vs Georgia 01/09/21	
	12	vs Central Arkansas 12/12/20	
	12	vs Vanderbilt 03/11/20	
	12	vs Missouri 02/22/20	
	12	at Indiana 12/29/19	
	11	vs Southern 12/09/20	
	11	vs Lipscomb 12/05/20	
	11	vs Tulsa 12/14/19	

MOST 3-POINT FIELD GOALS ATTEMPTED:			
at Nevada:	39	vs South Dakota State 12/15/18	
	37	at Fresno State 01/12/19	
	37	vs San Jose State 02/21/18	
	34	vs San Jose State 01/09/19	
	34	at Pacific 11/18/17	

at Arkansas	40	vs Mississippi Valley 11/25/20
	34	vs Lipscomb 12/05/20
	33	vs Southern 12/09/20
	32	at Texas A&M 03/07/20
	31	at LSU 01/13/21
	31	at Indiana 12/29/19
	30	vs Central Arkansas 12/12/20
	30	vs Tulsa 12/14/19
	30	at Western Kentucky 12/07/19

BEST 3-POINT FIELD GOAL PERCENTAGE:			
at Nevada:	.600 (6-10)	vs Morehead State 03/30/16	
	.588 (10-17)	at Fresno State 12/27/17	
	.579 (11-19)	vs Southern Illinois 12/22/17	
	.550 (11-20)	vs Oakland 11/23/16	
	.542 (13-24)	at UNLV 02/28/18	
	.542 (13-24)	at Air Force 02/15/17	

at Arkansas:	.667 (6-9)	vs TCU 01/25/20
	.571 (12-21)	vs Georgia 01/09/21
	.500 (20-40)	vs Mississippi Valley 11/25/20
	.480 (12-25)	vs Missouri 02/22/20
	.438 (14-32)	at Texas A&M 03/07/20
	.429 (12-28)	vs Vanderbilt 03/11/20
	.421 (8-19)	at Vanderbilt 01/23/21
	.412 (7-17)	vs Ole Miss 01/27/21
	.400 (8-20)	at Tennessee 01/06/21
	.400 (12-30)	vs Central Arkansas 12/12/20
	.400 (10-25)	vs Auburn 02/04/20
	.400 (10-25)	vs Rice 11/05/19
	.400 (8-20)	at Ole Miss 01/11/20

MOST FREE THROWS MADE:			
at Nevada:	39	vs Morehead State 04/01/16	
	36	vs Rhode Island 11/13/17	
	35	vs Tulsa 11/22/18	
	31	at Wyoming 01/14/17	
	30	at Wyoming 01/24/18	
at Arkansas:	36	vs LSU 03/04/20	
	28	at Missouri 02/08/20	
	27	vs Tennessee 02/26/20	
	26	vs Mississippi Valley 11/25/20	
	26	at Tennessee 02/11/20	
	26	vs South Carolina 01/29/20	

MOST FREE THROWS ATTEMPTED:			
at Nevada:	45	vs Morehead State 04/01/16	
	44	vs Rhode Island 11/13/17	
	43	at Pacific 11/21/15	
	42	vs Tulsa 11/22/18	
at Arkansas:	54	vs LSU 03/04/20	
	40	vs South Carolina 01/29/20	
	39	at Missouri 02/08/20	
	36	at Tennessee 02/11/20	
	34	vs Missouri 01/02/21	
	33	vs Mississippi Valley 11/25/20	
	33	vs Tennessee 02/26/20	
	31	at Auburn 12/30/20	

BEST FREE THROW PERCENTAGE:			
at Nevada:	.929 (13-14)	vs Loyola-Chicago 03/22/18	
	.929 (13-14)	at Cal State Fullerton 11/28/15	
	.900 (18-20)	at Pacific 11/18/17	
	.889 (16-18)	at Fresno State 12/27/17	
	.885 (23-26)	vs Montana 03/16/16	
	.885 (23-26)	at Hawaii 11/16/15	
at Arkansas:	.944 (17-18)	at LSU 01/08/20	
	.917 (11-12)	vs South Dakota 11/22/19	
	.889 (16-18)	vs Austin Peay 12/03/19	
	.885 (23-26)	vs Mississippi State 02/15/20	
	.833 (20-24)	vs North Texas 11/12/19	
	.818 (27-33)	vs Tennessee 02/26/20	
	.815 (22-27)	at Ole Miss 01/11/20	
	.800 (24-30)	vs Abilene Christian 12/20/20	
	.800 (16-20)	vs Missouri 02/22/20	

MOST REBOUNDS:			
at Nevada:	61	at Pacific 11/21/15	
	60	vs Fresno Pacific 12/09/15	
	57	vs Fresno State 02/13/16	
	53	at UNLV 02/20/16	
	50	vs San Jose State 12/28/16	
at Arkansas:	58	Oral Roberts 12/20/20	
	58	vs Mississippi Valley 11/25/20	
	54	vs Lipscomb 12/05/20	
	46	vs Southern 12/09/20	
	45	vs Rice 11/05/19	
	43	vs UT Arlington 12/02/20	
	42	vs Valparaiso 12/21/19	
	40	vs Georgia 01/09/21	
	40	vs North Texas 11/28/20	

MOST OFFENSIVE REBOUNDS:			
at Nevada:	25	at Pacific 11/21/15	
	19	vs Fresno Pacific 12/09/15	
	19	vs Fresno State 02/13/16	
	19	vs Florida 03/21/19	

at Arkansas	24	vs Oral Roberts 12/20/20
	23	vs Mississippi Valley 11/25/20
	17	at LSU 01/13/21
	17	vs UT Arlington 12/02/20
	16	vs Missouri 01/02/21
	14	vs Abilene Christian 12/20/20
	14	vs Montana 11/16/19
	13	vs Auburn 01/20/21
	13	at Auburn 12/30/20
	13	vs Southern 12/09/20

MOST DEFENSIVE REBOUNDS:			
at Nevada:	43	vs Fresno State 02/13/16	
	42	vs San Jose State 12/28/16	
	41	vs Fresno Pacific 12/09/15	
	40	vs Little Rock 11/16/18	
	38	vs New Mexico 02/09/19	

at Arkansas:	44	vs Lipscomb 12/05/20
	38	vs Mississippi Valley 11/25/20
	36	vs Valparaiso 12/21/19
	35	vs Rice 11/05/19
	34	vs Oral Roberts 12/20/20
	33	vs Southern 12/09/20

MOST ASSISTS:			
at Nevada:	29	vs Holy Names 11/30/15	
	27	at Santa Clara 11/15/17	
	25	vs Illinois State 11/29/17	
	25	at New Mexico 01/07/17	
	24	vs UC Davis 12/19/17	

at Arkansas:	26	vs Central Arkansas 12/12/20
	26	vs Mississippi Valley 11/25/20
	22	at Vanderbilt 01/23/21
	21	vs Georgia 01/09/21
	19	vs Vanderbilt 01/15/20
	19	vs Rice 11/05/19

MOST STEALS:			
at Nevada:	15	vs San Jose State 01/09/19	
	15	vs Utah State 01/02/19	
	12	vs New Mexico 01/28/17	
	13	at New Mexico 12/30/15	
	11	4x	

at Arkansas:	15	at Georgia Tech 11/25/19
	14	vs Auburn 02/04/20
	14	vs Rice 11/05/19
	13	Missouri 01/02/21
	13	at Auburn 12/30/20
	13	vs Texas Southern 11/19/19
	12	vs Tulsa 12/14/19
	11	4x

MOST BLOCKED SHOTS:			
at Nevada:	11	at Oregon State 12/05/15	
	10	at Wyoming 01/20/16	
	10	vs Holy Names 11/30/15	
	9	vs UNLV 03/08/18	
	9	at New Mexico 01/07/17	
	8	3x	

at Arkansas:	10	vs Texas Southern 11/19/19
	8	vs Central Arkansas 12/12/20
	8	vs Southern 12/09/20
	8	vs North Texas 11/28/20
	8	at Texas A&M 03/07/20
	8	vs Valparaiso 12/21/19
	7	vs Oral Roberts 12/20/20
	7	vs Lipscomb 12/05/20
	7	vs Vanderbilt 03/11/20
	7	vs Tulsa 12/14/19

MOST TURNOVERS:			
at Nevada:	21	at Texas Tech 12/05/17	
	21	vs Morehead State 03/30/16	
	20	vs Fresno Pacific 12/09/15	
	20	at San Diego State 03/11/16	
	17	3x	
at Arkansas:	21	vs Rice 11/05/19	
	20	at Tennessee 01/06/21	
	20	vs Austin Peay 12/03/19	
	19	vs Valparaiso 12/21/19	
	18	at Alabama 01/16/21	
	16	5x last vs Auburn 01/20/21	

MOST FOULS:			
at Nevada:	38	at Wichita State 12/22/15	
	30	at New Mexico 01/07/17	
	30	at New Mexico 12/30/15	
	28	at Utah State 03/02/19	

at Arkansas:	32	at Missouri 02/08/20
	28	Missouri 01/02/21
	28	at Texas A&M 03/07/20
	26	at Tennessee 02/11/20
	23	vs South Carolina 01/29/20
	23	at Mississippi St. 01/22/20
	23	at Western Kentucky 12/07/19

OPPONENT GAME HIGHS (at Ark):

POINTS	99	at Georgia 02/29/20
	92	at LSU 01/13/21
	90	at Alabama 01/16/21
	90	vs LSU 03/04/20
	86	at Western Kentucky 12/07/19
	85	at Auburn 12/30/20
FG MADE	38	at Georgia 02/29/20
	34	at LSU 01/13/21
	31	at Alabama 01/16/21
	31	vs LSU 03/04/20
	31	at Western Kentucky 12/07/19
FG ATTEMPTS	72	vs Mississippi Valley 11/25/20
	72	vs Valparaiso 12/21/19
	70	vs LSU 03/04/20
	69	vs Georgia 01/09/21
	67	at Georgia 02/29/20
	67	at Western Kentucky 12/07/19
FG PCT	.588 (30-51)	vs Mississippi State 02/15/20
	.567 (38-67)	at Georgia 02/29/20
	.523 (34-65)	at LSU 01/13/21
	.519 (28-54)	at Auburn 12/30/20
	.509 (28-55)	vs South Carolina 01/29/20
	.500 (23-46)	at Florida 02/18/20
3 PT MADE	15	at Alabama 01/16/21
	15	at Auburn 12/30/20
	13	vs Mississippi Valley 11/25/20
	11	vs LSU 03/04/20
	10	at Georgia 02/29/20
3 PT ATT	39	vs Mississippi Valley 11/25/20
	31	vs Auburn 02/04/20
	31	at Alabama 02/01/20
	29	at Auburn 12/30/20
	29	vs Oral Roberts 12/20/20
	27	vs LSU 03/04/20
	26	vs Central Arkansas 12/12/20

IN FIVE YEARS AS A COLLEGIATE HEAD COACH

- » Led the NCAA in 3-pt FG Pct Defense (2020)
- » Led the NCAA in Free Throws Made (2016)
- » Ranked 1st (3x) or 2nd (2x) five times in the league in FT Made
- » Ranked 1st (3x) or 2nd (2x) five time in the league in FT Attempts
- » 5x - Ranked among NCAA top 25 in FT Made AND FT Attempts
- » 4x - Led the league in Fewest Turnovers (2017, '18, '19, '20)
- » 3x - Led the league in Assist-To-TO Ratio (2017, '18, '19)
- » 3x - Led the league in Scoring Margin (2017, '18, '19)
- » 3x - Led the league in W-L Percentage (2017, '18, '19)
- » 3x - In NCAA top 20 in 3PTFG% Defense (2017, '18, '20)

OTHER TEAM HIGHLIGHTS

- » 2nd in the NCAA in Assist-To-TO Ratio (2018)
- » 2nd in the NCAA in Total Rebounds (2016)
- » 3rd in the NCAA in Total Blocked Shots (2016)
- » 4th in the NCAA in Rebound Margin (2016)
- » 4th in the NCAA in Fewest TO Per Gm (2018)
- » 7th in the NCAA in Blocks Per Game (2016)
- » 9th in the NCAA in Scoring Margin (2019)
- » 9th in the NCAA in Turnover Margin (2020)
- » 10th in the NCAA in Total Assists (2018)

PLAYER HIGHLIGHTS

- » 5 Players in the NBA over past two years
- » 4x - Player led his league in 3-PT FG Made AND 3-PT FG Attempts
- » 3x - Player led his league in points scored
- » 3 All-American Honors (Caleb Martin 2x, Mason Jones)
- » 2 Conference Players of the Year
- » 14 All-Conference Honors
- » 2 Conference Newcomers of the Year
- » 5 All-Defensive Team Honors
- » 1 Conference 6th Man Award
- » 1 Conference Defensive Player of the Year

3 PT PCT	.517 (15-29)	at Auburn 12/30/20
	.435 (10-23)	at Georgia 02/29/20
	.417 (15-36)	at Alabama 01/16/21
	.407 (11-27)	vs LSU 03/04/20
	.400 (8-20)	at Texas A&M 03/07/20
FT MADE	34	at Missouri 02/08/20
	28	vs Missouri 01/02/21
	27	at Mississippi State 01/22/20
	25	at Ole Miss 01/11/20
FT ATTEMPTS	44	at Missouri 02/08/20
	39	vs Missouri 01/02/21
	33	vs South Carolina 01/29/20
	31	at Texas A&M 03/07/20
	31	at Mississippi State 01/22/20
	30	at Tennessee 02/11/20
	30	vs Auburn 02/04/20
FT PCT	.962 (25-26)	at Ole Miss 01/11/20
	.871 (27-31)	at Mississippi State 01/22/20
	.846 (11-13)	vs Austin Peay 12/03/19
	.840 (21-25)	at Florida 02/18/20
REBOUNDS	53	at LSU 01/08/20
	52	at Missouri 02/08/20
	51	vs Missouri 01/02/21
	48	at LSU 01/13/21
	47	vs Kentucky 01/18/20
	47	at Georgia Tech 11/25/19
OFF REB	23	at LSU 01/08/20
	16	at Missouri 02/08/20
	15	4x
DEF REB	41	vs Missouri 01/02/21
	37	at Georgia Tech 11/25/19
	35	vs Kentucky 01/18/20
	34	at Alabama 01/16/21
	34	at LSU 01/13/21
	34	vs Valparaiso 12/21/19
	32	at Western Kentucky 12/07/19
ASSISTS	18	at Alabama 01/16/21
	17	at Tennessee 02/11/20
	15	at Texas A&M 03/07/20
	14	vs Missouri 01/02/21
	14	vs South Carolina 01/29/20
STEALS	12	at Alabama 01/16/21
	10	at Tennessee 01/06/21
	10	vs Northern Kentucky 11/30/19
	9	vs Valparaiso 12/21/19
	9	vs Rice 11/05/19
	8	vs Ole Miss 01/27/21
	8	vs Vanderbilt 03/11/20
	8	at Missouri 02/08/20
BLOCKS	9	at Auburn 01/20/21
	9	at Tennessee 01/06/21
	7	vs Oral Roberts 12/20/20
	6	vs Ole Miss 01/27/21
	6	vs Mississippi Valley 11/25/20
	6	vs Mississippi State 02/15/20
	6	at Tennessee 02/11/20
	6	at Alabama 02/01/20
	6	vs Texas Southern 11/19/19
TURNOVERS	27	vs Rice 11/05/19
	24	at Georgia Tech 11/25/19
	24	vs Texas Southern 11/19/19
	23	vs Montana 11/16/19
	21	vs Georgia 01/09/21
	21	vs Missouri 01/02/21
	21	vs Austin Peay 12/03/19
FOULS	35	vs LSU 03/04/20
	33	vs South Carolina 01/29/20
	29	vs Missouri 01/02/21
	27	at Missouri 02/08/20
	27	vs Valparaiso 12/21/19

ARKANSAS TEAM GAME LOWS:

FEWEST PTS	59	at Alabama 01/16/21
	59	at Florida 02/18/20
	61	at Tennessee 02/11/20
	62	at Georgia Tech 11/25/19
	64	vs Montana 11/16/19
FEWEST FG	15	at Tennessee 02/11/20
	19	vs Missouri 01/02/21
	19	vs Kentucky 01/18/20
	20	vs North Texas 11/12/19
	20	vs Montana 11/16/19
FEWEST FGA	45	vs North Texas 11/12/19
	46	vs Austin Peay 12/03/19
	49	at Tennessee 02/11/20
LOWEST FG%	.268 (19-71)	vs Missouri 01/02/21
	.306 (15-49)	at Tennessee 02/11/20
	.333 (21-63)	at Alabama 01/16/21
	.333 (19-57)	vs Kentucky 01/18/20
	.342 (26-79)	at LSU 01/13/21
	.370 (20-54)	vs Montana 11/16/19
	.373 (22-59)	at Georgia Tech 11/25/19

Effort. Energy. Enthusiasm.

FEWEST 3PT FG	3	vs Northern Kentucky 11/30/19
	3	at Missouri 02/08/20
	3	at Florida 02/18/20
	4	vs Auburn 01/20/21
	4	at Alabama 01/16/21
	4	vs Oral Roberts 12/20/20
	4	vs Montana 11/16/19
	4	vs South Dakota 11/22/19
	4	at Mississippi State 01/22/20
FEWEST 3 FGA	9	vs TCU 01/25/20
	14	at Missouri 02/08/20
	16	4x
LOWEST 3 PT%	.167 (4-24)	vs Oral Roberts 12/20/20
	.167 (3-18)	vs Northern Kentucky 11/30/19
	.188 (3-16)	at Florida 02/18/20
	.200 (4-20)	vs Montana 11/16/19
	.200 (4-20)	vs South Dakota 11/22/19
	.200 (4-20)	at Mississippi State 01/22/20
FEWEST FT	6	at Mississippi State 01/22/20
	7	vs Rice 11/05/19
	8	at Tennessee 01/06/21
	8	vs Central Arkansas 12/12/20
	8	vs Southern 12/09/20
	8	vs Vanderbilt 01/15/20
	9	vs Lipscomb 12/05/20
	9	at Indiana 12/29/19
FEWEST FTA	8	vs Central Arkansas 12/12/20
	10	at Tennessee 01/06/21
	11	vs Rice 11/05/19
	11	at Mississippi State 01/22/20
	12	vs Lipscomb 12/05/20
	12	vs South Dakota 11/22/19
	12	at Indiana 12/29/19
LOWEST FT%	.471 (8-17)	vs Southern 12/09/20
	.533 (8-15)	vs Vanderbilt 01/15/20
	.545 (6-11)	at Mississippi State 01/22/20
	.615 (16-26)	vs Auburn 02/04/20
FEWEST REBS	23	vs Missouri 02/22/20
	24	vs North Texas 11/12/19
	24	at LSU 01/08/20
	25	at Texas A&M 03/07/20
FEWEST OFF REB	2	vs Missouri 02/22/20
	3	at LSU 01/08/20
	3	at Georgia Tech 11/25/19
	4	vs North Texas 11/12/19
FEWEST DEF REB	15	at Florida 02/18/20
	18	at Tennessee 02/11/20
	18	vs TCU 01/25/20
	19	vs Mississippi State 02/15/20
	19	vs Texas A&M 01/04/20
FEWEST ASSISTS	6	at Tennessee 02/11/20
	7	vs Missouri 01/02/21
	7	at Alabama 02/01/20
	8	6x - last at Alabama 01/16/21
FEWEST STEALS	2	at Tennessee 01/06/21
	4	at Western Kentucky 12/07/19
	4	vs Mississippi State 02/15/20
	4	vs LSU 03/04/20
	5	8x
FEWEST BLOCKS	1	vs Georgia 01/09/21
	1	vs Northern Kentucky 11/30/19
	1	vs South Carolina 01/29/20
	1	vs Mississippi State 02/15/20
	1	at Florida 02/18/20
	2	8x last at Tennessee 01/06/21
FEWEST TO	5	vs LSU 03/04/20
	6	at Georgia 02/29/20
	7	5x
FOULS	10	vs Southern 12/09/20
	12	vs Mississippi Valley 11/25/20
	14	vs North Texas 11/28/20
	14	vs Texas Southern 11/19/19
	14	vs Northern Kentucky 11/30/19
	14	vs Valparaiso 12/21/19

OPPONENT GAME LOWS (at Ark):

FEWEST PTS	43	vs Rice 11/05/19
	43	vs North Texas 11/12/19
	44	vs Southern 12/09/20
	46	vs Montana 11/16/19
FEWEST FG	15	vs Lipscomb 12/05/20
	16	vs Rice 11/05/19
	17	vs North Texas 11/12/19
	18	vs Southern 12/09/20
	18	vs Montana 11/16/19
FEWEST FGA	45	vs Texas A&M 01/04/20
	46	at Florida 02/18/20
	48	vs Vanderbilt 01/15/20
LOWEST FG%	.254 (15-59)	vs Lipscomb 12/05/20
	.286 (18-63)	vs Southern 12/09/20
	.286 (16-56)	vs Rice 11/05/19
	.321 (18-56)	vs Montana 11/16/19

FEWEST 3PT FG	1	vs Ole Miss 01/27/21
	1	vs Southern 12/09/20
	2	vs North Texas 11/28/20
	2	vs Rice 11/05/19
	2	vs North Texas 11/12/19
FEWEST 3 FGA	7	vs Mississippi State 02/15/20
	11	vs Texas Southern 11/19/19
	12	vs South Dakota 11/22/19
	12	at Georgia Tech 11/25/19
	12	at Georgia Tech 11/25/19
LOWEST 3 PT%	.063 (1-16)	vs Ole Miss 01/27/21
	.077 (1-13)	vs Southern 12/09/20
	.080 (2-25)	vs Rice 11/05/19
	.118 (2-17)	vs North Texas 11/12/19
	.125 (2-16)	vs Montana 11/16/19
FEWEST FT	.154 (2-13)	vs North Texas 11/28/20
	.167 (2-12)	at Georgia Tech 11/25/19
	3	vs Mississippi Valley 11/25/20
	7	vs Southern 12/09/20
	7	vs North Texas 11/12/19
FEWEST FTA	7	vs Valparaiso 12/21/19
	8	vs Ole Miss 01/27/21
	8	vs Montana 11/16/19
	6	vs Mississippi Valley 11/25/20
	10	vs Southern 12/09/20
LOWEST FT%	11	vs Valparaiso 12/21/19
	13	vs Georgia 01/09/21
	12	vs Ole Miss 01/27/21
	12	vs Central Arkansas 12/12/20
	12	vs North Texas 11/12/19
FEWEST REBS	27	vs Rice 11/05/19
	28	at Tennessee 01/06/21
	28	vs Abilene Christian 12/20/20
	28	vs Mississippi State 02/15/20
	29	vs Ole Miss 01/27/21
FEWEST OFF REBS	29	at Vanderbilt 01/23/21
	30	vs Georgia 01/09/21
	30	vs UT Arlington 12/02/20
	30	vs South Dakota 11/22/19
	30	vs Austin Peay 12/03/19
FEWEST DEF REBS	30	vs Vanderbilt 01/15/20
	4	vs Mississippi State 02/15/20
	4	vs Vanderbilt 01/15/20
	5	vs South Carolina 01/29/20
	5	vs Northern Kentucky 11/30/19
FEWEST ASSISTS	20	vs Abilene Christian 12/20/20
	20	vs UT Arlington 12/02/20
	20	vs Tennessee 02/26/20
	21	vs Austin Peay 12/03/19
	21	vs Ole Miss 01/27/21
FEWEST STEALS	21	at Vanderbilt 01/23/21
	21	vs TCU 01/25/20
	21	vs Rice 11/05/19
	22	at Tennessee 01/06/21
	22	vs Mississippi Valley 11/25/20
FEWEST BLOCKS	22	vs Vanderbilt 03/11/20
	5	Southern 12/09/20
	6	at Ole Miss 01/11/20
	6	at Missouri 02/08/20
	7	vs Rice 11/05/19
FEWEST TO	7	at Georgia Tech 11/25/19
	7	at Florida 02/18/20
	0	vs Vanderbilt 01/15/20
	1	at LSU 01/08/20
	2	at Georgia 02/29/20
FEWEST FOULS	3	8x last vs Missouri 01/02/21
	0	vs Georgia 01/09/21
	0	Southern 12/09/20
	0	vs North Texas 11/12/19
	0	vs Austin Peay 12/03/19
FEWEST T0	1	9x last vs Missouri 01/02/21
	5	at Tennessee 01/06/21
	7	vs Lipscomb 12/05/20
	9	vs Ole Miss 01/27/21
	9	at Mississippi State 01/22/20
FEWEST FT	10	at Georgia 02/29/20
	10	vs LSU 03/04/20
	12	at Tennessee 01/06/21
	12	vs Central Arkansas 12/12/20
	15	vs South Dakota 11/22/19
FEWEST FTA	15	vs Texas A&M 01/04/20
	15	at Mississippi State 01/22/20
	15	at Texas A&M 03/07/20
	16	3x
	16	3x

MUSS TEAMS IN THE NCAA/CONFERENCE STATS

	2015-16	2016-17	2017-18	2018-19	2019-20
3-pt FG Att	176 / 8	37 / 2	29 / 2	51 / 2	115 / 5
A-Turnover Ratio	232 / 9	13 / 1	2 / 1	15 / 1	140 / 4
Assists/Gm	220 / 9	32 / 1	27 / 2	75 / 3	226 / 10
Blocks/Gm	7 / 1	64 / 3	74 / 2	100 / 2	84 / 9
Def Reb/Gm	19 / 1	31 / 2	92 / 6	31 / 2	287 / 12
Fewest Fouls	342 / 11	105 / 3	253 / 9	184 / 6	322 / 12
Fewest T0	335 / 11	59 / 1	24 / 1	21 / 1	59 / 1
FG Pct	251 / 9	146 / 5	60 / 3	68 / 4	147 / 6
FG Pct Defense	28 / 2	120 / 7	140 / 4	42 / 3	169 / 12
FT Attempts	2 / 1	13 / 1	16 / 2	16 / 1	8 / 2
FT Made	1 / 1	24 / 2	9 / 2	17 / 1	3 / 1
FT Pct	43 / 2	159 / 6	66 / 2	167 / 6	102 / 6
Off Reb/Gm	76 / 2	132 / 3	255 / 7	205 / 6	325 / 14
Fouls/Gm	275 / 8	35 / 1	95 / 1	126 / 3	311 / 11
Reb Margin	4 / 2	72 / 1	232 / 81	97 / 3	342 / 14
Scoring Defense	177 / 5	151 / 6	191 / 6	55 / 1	185 / 9
Scoring Margin	117 / 5	39 / 1	27 / 1	9 / 1	70 / 4
Scoring Offense	113 / 5	37 / 1	18 / 2	28 / 1	56 / 5
Steals/Gm	98 / 3	262 / 8	174 / 6	172 / 4	41 / 1
3 Pt FG Defense	59 / 2	18 / 2	20 / 1	113 / 3	1 / 1
3 PT FG/Game	323 / 11	33 / 2	31 / 3	74 / 3	143 / 4
3 PT FG Pct	314 / 11	42 / 1	26 / 2	155 / 6	175 / 5
3 PT FGM	251 / 9	22 / 2	15 / 2	59 / 2	129 / 4
Total Assists	112 / 2	30 / 2	10 / 1	69 / 2	251 / 10
Total Blocks	3 / 1	50 / 3	44 / 1	88 / 2	81 / 7
Total Rebounds	2 / 1	25 / 3	44 / 2	63 / 2	306 / 14
Total Rebs/Gm	18 / 1	41 / 1	171 / 6	72 / 4	322 / 14
Total Steals	40 / 3	208 / 9	85 / 2	157 / 4	34 / 1
Turnover Margin	184 / 5	169 / 7	22 / 2	22 / 1	9 / 1
Turnovers Forced	154 / 5	306 / 10	191 / 6	127 / 3	29 / 1
Fewest T0/Gm	208 / 7	26 / 2	4 / 1	13 / 1	47 / 1
W-L Pct	93 / 3	17 / 1	17 / 1	7 / 1	89 / 5



JUSTIN SMITH

Gr.Sr. | F | 6-7 | 230

Buffalo Grove, Ill. | Indiana Univ.



@justinsmith3_

@justinsmith3_

MADE THE AD'S HONOR ROLL (GPA BETWEEN 3.5-3.99) FOR FALL 2020

• Rated the 11th-best Graduate Transfer in the Nation by TheStadium.com.

• Played in all of Indiana's 98 games (with 73 starts) over the previous three years ... Led the team in minutes and steals in 2019-20 ... Earned 2019 Academic All-Big Ten.

• Injured his right ankle in the first half at Auburn (Dec. 30) ... While he returned in the first half, he did not play the second half ... Had surgery Jan. 1 ... Missed the Mizzou, Tennessee, Georgia and LSU games ... Returned to the lineup 15 days later to start at Alabama but was still limited.

LAST THREE GAMES (3-0): 10.7 ppg — 6 rebs/gm (10 of 18 total rebs on offense)

• Leads the team in rebounding (6.4 avg.) ... 12th in the SEC in rebounding.

• Pulled down a career-high 17 rebounds vs Oral Roberts, which ties for the most by an SEC player this year ...

• Had 10 off rebs vs ORU ... Averages 3.23 offensive boards — to rank 33rd in the NCAA and 2nd in the SEC.

• Second on the team with Plus-Minus of +193 AND has a team-best +23:84 per 40 minutes.

2020-21 HIGHLIGHTS:

- Scored Arkansas' first points of the 2020-21 season ... Finished with 13 — with 3 dunks — versus Mississippi Valley and tied career high with three steals.
- Led the Razorbacks with 18 points versus North Texas, making 2-of-3 from 3-point range, while adding six rebounds and three steals.
- Tied for the team lead with nine rebounds, including six offensive boards.
- Had two dunk versus Southern — Both making ESPN's Top 10 Plays.
- Posted Double-Double versus Oral Roberts ... Led all players with 22 points and a career-high 17 rebounds, including 10 offensive boards ... first Razorback with at least 22 points and 17 rebounds since Nick Davis had 22 points and 23 boards on Nov. 21, 1997 versus Jackson State.... Most rebounds by a Razorback since Mike Washington had 18 versus Florida in the 2009 SEC Tournament.
- Followed that with a 10-rebound performance versus Abilene Christian.
- Only played 11:47 in the first half at Auburn due to injury but had four points, four rebounds and an assist before exiting.
- In his first fully-healthy game since the surgery; had 12 points and seven rebounds at Vanderbilt .. Had five offensive boards (team had 11).
- Drained his third 3-pointer of the year vs Ole Miss (his first since making two in game two vs North Texas).

Opponent	Date	GS	Min	FG	FGA	Pct	3FG	3A	Pct	FT	FTA	Pct	O	D	Tot	Avg	PF	FO	A	TO	Blk	Stl	Pts	Avg
MISSISSIPPI VALLEY	11/25/20	*	20	6	9	.667	0	0	.000	1	3	.333	3	1	4	4.0	0	0	2	0	0	3	13	13.0
NORTH TEXAS	11/28/20	*	36	7	13	.538	2	3	.667	2	6	.333	3	3	6	5.0	2	0	1	2	1	3	18	15.5
UT ARLINGTON	12/02/20	*	35	4	15	.267	0	2	.000	3	4	.750	6	3	9	6.3	3	0	2	2	0	1	11	14.0
LIPSCOMB	12/05/20	*	18	3	5	.600	0	1	.000	3	4	.750	1	5	6	6.3	1	0	0	2	1	0	9	12.8
SOUTHERN U.	12/09/20	*	27	4	9	.444	0	1	.000	3	6	.500	3	1	4	5.8	1	0	2	2	1	0	11	12.4
CENTRAL ARKANSAS	12/12/20	*	27	6	14	.429	0	3	.000	0	0	.000	1	3	4	5.5	4	0	1	2	2	0	12	12.3
ORAL ROBERTS	12/20/20	*	39	9	20	.450	0	3	.000	4	5	.800	10	7	17	7.1	2	0	0	3	1	2	22	13.7
ABILENE CHRISTIAN	12/22/20	*	25	1	6	.167	0	0	.000	2	2	1.000	3	7	10	7.5	3	0	0	1	0	1	4	12.5
at Auburn	12/30/20	*	12	2	3	.667	0	0	.000	0	2	.000	1	3	4	7.1	1	0	1	1	0	0	4	11.6
MISSOURI	01/02/21	DNP-Inj																						
at Tennessee	01/06/21	DNP-Inj																						
GEORGIA	01/09/21	DNP-Inj																						
at LSU	01/13/21	DNP-Inj																						
at Alabama	01/16/21	*	18	2	4	.500	0	0	.000	1	2	.500	1	0	1	6.5	2	0	1	3	0	1	5	10.9
AUBURN	01/20/21	*	27	5	11	.455	0	0	.000	0	0	.000	4	1	5	6.4	2	0	2	1	0	0	10	10.8
at Vanderbilt	01/23/21	*	26	5	8	.625	0	0	.000	2	3	.667	5	2	7	6.4	2	0	2	1	1	1	12	10.9
OLE MISS	01/27/21	*	30	4	8	.500	1	1	1.000	1	1	1.000	1	5	6	6.4	1	0	2	1	0	0	10	10.8
Totals			13	340	58	125	.464	3	14	.214	22	38	.579	42	41	83	6.4	24	0	16	21	7	141	10.8

Year	GP	GS	Min	Avg	FG	FGA	Pct	3FG	3FGA	Pct	FT	FTA	Pct	Off	Def	Tot	Avg	PF	FO	Ass	TO	Blk	Stl	Pts	Avg
2017-18 (IND)	31	9	463	14.9	82	149	.550	3	10	.300	33	49	.673	43	55	98	3.2	58	1	7	34	10	7	200	6.5
2018-19 (IND)	35	32	866	24.7	122	246	.496	7	32	.219	36	70	.514	61	95	156	4.5	84	1	28	65	15	22	287	8.2
2019-20 (IND)	32	32	971	30.3	127	258	.492	10	38	.263	70	104	.673	62	103	165	5.2	66	0	29	50	10	31	334	10.4
2020-21 (ARK)	13	13	340	26.2	58	125	.464	3	14	.214	22	38	.579	42	41	83	6.4	24	0	16	21	7	12	141	10.8
TOTAL	111	86	2640	23.8	389	778	.500	23	94	.245	161	261	.617	208	294	502	4.5	232	2	80	170	42	72	962	8.7

Effort. Energy. Enthusiasm.

- Born: Mar. 1, 1999 in Highland Park, Ill.
- Parents: Edward and Lucy Smith
- Graduated in just 3 years from Indiana's Kelley School of Business (B.S.B.) - Spring of 2020
- Pursuing his master's in operations management at the University of Arkansas.
- Favorite TV show is The Office and he binge-watched Ozark during the pandemic

DOUBLE-DOUBLES (5)

FRESHMAN		(1)
11/12/17 • HOWARD	16 pts	12 reb
SOPHOMORE		(2)
01/22/19 • at Northwestern	10 pts	12 reb
02/02/19 • at Michigan St	13 pts	10 reb
JUNIOR		(1)
12/13/19 • NEBRASKA	16 pts	10 reb
SENIOR		(1)
12/20/20 • ORAL ROBERTS	22 pts	17 reb

- 138 pts to 1,000
- Grabbed 500th career rebound vs OM (1/27)
- Led his team in Pts:6
- Led his team in Rebs:12
- CAREER: Double-figure Pts:42
- 20-pt gms:5
- Double-figure Rebs:7

PERSONAL BESTS

POINTS	
Season: 22	vs Oral Roberts (12/20/20)
Career: 24 (2x)	last vs Western Illinois (11/05/19)
SEC: 12	at Vanderbilt (01/23/21)
FG MADE	
Season: 9	vs Oral Roberts (12/20/20)
Career: 11	vs Western Illinois (11/05/19)
SEC: 5 (2x)	at Vanderbilt (01/23/21)
FG ATTEMPTED	
Season: 20	vs Oral Roberts (12/20/20)
Career: 20	vs Oral Roberts (12/20/20)
SEC: 11	vs Auburn (01/20/21)
3-POINT FG MADE	
Season: 2	vs North Texas (11/28/20)
Career: 3	vs Michigan State (03/02/19)
SEC: 1	vs Ole Miss (01/27/21)
3-PT FG ATTEMPTS	
Season: 3 (3x)	last vs Oral Roberts (12/20/20)
Career: 9	vs Nebraska (12/13/19)
SEC: 1	vs Ole Miss (01/27/21)
FT MADE	
Season: 4	vs Oral Roberts (12/20/20)
Career: 6	vs Nebraska (12/13/19)
SEC: 2	at Vanderbilt (01/23/21)
FT ATTEMPTED	
Season: 6	vs North Texas (11/28/20)
Career: 10	vs Nebraska (12/13/19)
SEC: 3	at Vanderbilt (01/23/21)
REBOUNDS	
Season: 17	vs Oral Roberts (12/20/20)
Career: 17	vs Oral Roberts (12/20/20)
SEC: 7	at Vanderbilt (01/23/21)
ASSISTS	
Season: 2 (6x)	last vs Ole Miss (01/27/21)
Career: 4	vs Ohio State (01/11/20)
SEC: 2 (3x)	last vs Ole Miss (01/27/21)
STEALS	
Season: 3 (2x)	last vs North Texas (11/28/20)
Career: 3 (8x)	last vs North Texas (11/28/20)
SEC: 1 (2x)	at Vanderbilt (01/23/21)
BLOCKED SHOTS	
Season: 2	vs Central Arkansas (12/20/20)
Career: 3	at Michigan State (02/02/19)
SEC: 1	at Vanderbilt (01/23/21)
MINUTES	
Season: 38:40	vs North Texas (11/28/20)
Career: 40:17	vs Nebraska (12/13/19)
SEC: 30:02	vs Ole Miss (01/27/21)



JD NOTAE

R-Jr. | 6 | 6-1 | 195

Covington, Ga. | Jacksonville Univ. @jdnotae @dimebagnotae

1

- Born: Oct. 27, 1998 in Covington, Ga.
- Mother: Stacy Notae
- Scored 929 points in two seasons at Jacksonville
- 1st to contact Notae when entered transfer portal was Coach Muss at Nevada ... When Muss came Arkansas, Notae came on official visit, "I like what they had, a lot of togetherness."

- Rated the 29th-best "Sit-Out" Transfer in the Nation by ESPN.com for the 2020-21 season.
- Sat out the 2019-20 season at Arkansas due to NCAA transfer regulations.
- Played in 60 games in two seasons at Jacksonville, totaling 929 points ... Was second team All-ASUN as a sophomore and ASUN Freshman of the Year.

- 14th in the SEC in scoring (14.0 ppg)
- Ranks among the SEC top 11 in FG Made (11th with 76) FT Made (7th with 64) 3PT Made (10th with 29).
- TALE OF 2 HALVES: 1s Half 5th leading scorer (5.0 ppg) FG: 31-85 (36.5%) 3PT: 12-40 (30.0%)
2nd Half leading scorer (9.0 ppg) FG: 45-110 (43.5%) 3PT: 20-56 (35.7%)
- Scored in double figures in 13 of 17 games including a 3-game drought prior to getting 19 vs Ole Miss.
- In 3-game drought, only scored 12 points made just two 3's ... vs Ole Miss, scored 19 and made three 3's.
- Lone start for the season came at home vs Auburn (1/20).

2020-21 HIGHLIGHTS:

- Had a game-high seven assists with five rebounds in the season opener.
- Had 16 points and six rebounds versus North Texas, hitting a 3-pointer from the Razorback snout near mid-court.
- Scored his 1,000th career point (5:09 of 2nd half) versus Central Arkansas ... Had a game-high 22 points, including 17 in the second half, adding three steals and six assists with just one turnover.
- Did not make a 3-pointer versus Oral Roberts but finished with 15 pts, 5 rebs, three assists and tied career-high with three blocked shots ... Made a career-high seven free throws (7-of-8) ... Started the second half and had a Plus-Minus of +16 for the game (was -7 in the first half).
- Scored 19 in the win over Abilene Christian, including 17 in the second half ... Made two key 3-pointers—one to put Arkansas up 12 with 3:05 left another to seal the win 1:23 left.
- Scored 21 in the win at Auburn, including 19 in the second half ... Made a career-high seven free throws and had a season-high four assists.
- Led the team with 19 points at Tennessee (season-best 63.6% shooting 7-of-11 FG) ... Added four rebounds and three assists.
- Led Arkansas an tied a season-high with 22 points at LSU, including 14 in the first half ... Scored nine points during a 12-0 run for the Hogs.
- Broke out of a three-game slump by leading the team with 19 points vs Ole Miss - 14 in the second half ... Only made four shots from the field but three were 3's ... Had career-highs for free throws made (8) and free throws attempted - tied (9) ... Added five rebounds for the second straight game.

JD NOTAE 2020-21 GAME STATS

Opponent	Date	GS	Min	FG	FGA	Pct	3FG	3A	Pct	FT	FTA	Pct	O	D	Tot	Avg	PF	FO	A	TO	Blk	Stl	Pts	Avg
MISSISSIPPI VALLEY	11/25/20	24	3	7	429	2	5	.400	5	8	.625	2	3	5	5.0	4	0	7	1	0	0	13	13.0	
NORTH TEXAS	11/28/20	24	6	14	429	2	8	.250	2	4	.500	2	4	6	5.5	2	0	3	3	0	1	16	14.5	
UT ARLINGTON	12/02/20	12	1	5	200	1	3	.333	2	2	1.000	0	2	2	4.3	0	0	1	1	0	0	5	11.3	
LIPSCOMB	12/05/20	22	5	12	417	2	7	.286	0	0	.000	1	3	4	4.3	5	1	1	3	0	0	12	11.5	
SOUTHERN U.	12/09/20	15	5	11	455	2	8	.250	0	1	.000	0	2	2	3.8	1	0	0	0	0	1	12	11.6	
CENTRAL ARKANSAS	12/12/20	27	8	18	444	4	10	.400	2	2	1.000	0	2	3	3.5	1	0	6	1	1	3	22	13.3	
ORAL ROBERTS	12/20/20	30	4	13	308	0	6	.000	7	8	.875	0	5	5	3.7	2	0	3	2	3	1	15	13.6	
ABILENE CHRISTIAN	12/22/20	21	6	12	500	3	6	.500	4	4	1.000	0	2	2	3.5	3	0	1	3	0	1	19	14.3	
at Auburn	12/30/20	27	6	12	500	2	6	.333	7	9	.778	0	3	3	3.4	1	0	2	2	2	4	21	15.0	
MISSOURI	01/02/21	31	6	18	333	1	4	.250	6	7	.857	1	2	3	3.4	4	0	1	4	0	2	19	15.4	
at Tennessee	01/06/21	28	7	11	636	2	4	.500	3	3	1.000	0	4	4	3.5	1	0	3	4	0	0	19	15.7	
GEORGIA	01/09/21	16	3	9	333	3	4	.750	3	4	.750	0	0	0	3.2	1	0	0	2	0	0	12	15.4	
at LSU	01/13/21	26	8	20	400	3	10	.300	3	4	.750	3	2	5	3.3	3	0	1	2	0	3	22	15.9	
at Alabama	01/16/21	18	2	7	286	1	3	.333	0	2	.000	0	1	1	3.1	0	0	0	3	1	2	5	15.1	
AUBURN	01/20/21	*	10	0	5	.000	0	2	.000	2	2	1.000	0	1	1	3.0	0	0	0	2	1	1	2	14.3
at Vanderbilt	01/23/21	22	2	10	200	1	4	.250	0	0	.000	0	5	5	3.1	2	0	2	1	0	0	5	13.7	
OLE MISS	01/27/21	25	4	11	364	3	6	.500	8	9	.889	0	5	5	3.2	0	0	2	1	0	1	19	14.0	
Totals		1	378	76	195	.390	32	96	.333	54	69	.783	9	46	55	3.2	30	1	33	35	8	20	238	14.0

JD NOTAE CAREER STATISTICS

Year	GP	GS	Min	Avg	FG	FGA	Pct	3FG	3FGA	Pct	FT	FTA	Pct	Off	Def	Tot	Avg	PF	FO	Ass	TO	Blk	Stl	Pts	Avg
2017-18 (JACK)	28	28	879	31.4	159	388	.410	49	121	.405	65	93	.699	28	103	131	4.7	60	2	54	72	14	49	432	15.4
2018-19 (JACK)	32	23	932	29.1	177	415	.427	62	194	.320	81	111	.730	29	168	197	6.2	76	4	109	106	14	52	497	15.5
2019-20 - REDSHIRTED AT ARK (TRANSFER)																									
2020-21 (ARK)	17	1	378	22.2	76	195	.390	32	96	.333	54	69	.783	9	46	55	3.2	30	1	33	35	8	20	238	14.0
TOTAL	77	52	2189	28.4	412	998	.413	143	411	.348	200	273	.733	66	317	383	5.0	166	7	196	213	36	121	1167	15.2

TRIPLE-DOUBLES (1)

01/09/19 • at Kennesaw State Pts-Reb-Ass 15-10-10

DOUBLE-DOUBLES (5)

SOPHOMORE (3)

01/05/19 • Lipscomb 12 pts 13 reb

01/09/19 • at Kennesaw State 15 pts 10 reb

01/30/19 • Stetson 16 pts 14 reb

^ - back-to-back games * - part of a triple double

FRESHMAN (2)

11/26/17 • Gardner-Webb 17 pts 10 reb

12/09/17 • Florida National 14 pts 10 reb

Scored 1,000th Point vs UCA (12/20/20)

Led his team in Pts: 36

Led his team in Rebs: 16

CAREER: Double-figure Pts: 60

20-pt gms: 18

Gms with a 3PT FG: 63

Gms with 3+ 3PT FG: 23

PERSONAL BESTS

POINTS

Season: 22 (2x) last at LSU (01/12/21)

Career: 40 vs Florida Memorial (11/21/18)

SEC: 21 at LSU (01/12/21)

FG MADE

Season: 8 (2x) last at LSU (01/12/21)

Career: 16 vs Florida Memorial (11/21/18)

SEC: 8 at LSU (01/12/21)

FG ATTEMPTED

Season: 20 last at LSU (01/12/21)

Career: 23 at NC State (12/22/17)

SEC: 20 at LSU (01/12/21)

3-POINT FG MADE

Season: 4 vs Central Arkansas (12/12/20)

Career: 5 (6x) last vs FGCU (03/01/19)

SEC: 3 (3x) last vs Ole Miss (01/27/21)

3-PT FG ATTEMPTS

Season: 10 (2x) last at LSU (01/12/21)

Career: 14 vs FGCU (03/01/19)

SEC: 10 at LSU (01/12/21)

FT MADE

Season: 8 vs Ole Miss (01/27/21)

Career: 8 vs Ole Miss (01/27/21)

SEC: 8 vs Ole Miss (01/27/21)

FT ATTEMPTED

Season: 9 (2x) last vs Ole Miss (01/27/21)

Career: 9 (3x) last vs Ole Miss (01/27/21)

SEC: 9 (2x) last vs Ole Miss (01/27/21)

REBOUNDS

Season: 6 vs North Texas (11/28/20)

Career: 14 vs Stetson (01/30/19)

SEC: 5 (2x) last vs Ole Miss (01/27/21)

ASSISTS

Season: 7 vs Mississippi Valley State (11/25/20)

Career: 10 at Kennesaw State (01/09/19)

SEC: 3 vs Missouri (01/02/21)

STEALS

Season: 4 at Auburn (12/30/20)

Career: 5 (2x) at FGCU (02/02/19)

SEC: 4 at Auburn (12/30/20)

BLOCKED SHOTS

Season: 3 vs Oral Roberts (12/20/20)

Career: 3 (4x) last vs Oral Roberts (12/20/20)

SEC: 2 at Auburn (12/30/20)

MINUTES

Season: 31:23 vs Missouri (01/02/21)

Career: 46 vs Gardner-Webb (11/26/17)

SEC: 31:23 vs Missouri (01/02/21)



DESI SILLS

Jr. | 6'6" | 200

Jonesboro, Ark | Jonesboro HS



@desisills3

@desisills3

3

• Born Dec. 29, 1998 in Jonesboro

• Parents: Desi and Shawna Sills

• Only Hog to play all 82 UA games over the last 2-plus years

• "I have to be honest, I have to thank the quarantine because I fell out of love, the enjoyment of the game. I fell back in love with the game, the process and the grind."

MADE THE DEPARTMENT'S HONOR ROLL (GPA BETWEEN 3.0-3.49) FOR FALL 2020

• Voted Preseason All-SEC second team by the league's coaches

• Leads the team in steals (25) ... 12th in the SEC in steals per game (1.47)

• Leads the team in deflections with 81 — including 10 each versus UT Arlington and Central Arkansas and nine each versus Mississippi Valley State and at Auburn.

• In two wins against Auburn this year had career-high 23 pts on the road and 22 pts at home.

2020-21 HIGHLIGHTS:

• Scored 19 in the season opener, tying career high for FG made, going 8-of-10 from the field (2-of-3 3PT) ... Scored 12 in the second half, including seven to start the period as Arkansas out-scored MVSU 16-0 over the first 2:56 minutes.

• Had 14 versus North Texas, going 5-of-8 at the free throw line.

• Tied a career high with four steals versus UT Arlington.

• Had his best career assist-to-turnover game versus Southern with five helpers and zero turnovers ... Added 11 points (3-of-5 from 3-point range).

• Posted his first career Double-Double versus Oral Roberts with 16 points and a career-high 10 rebounds ... Added two assists, a steal and a blocked shot ... Led the team in Plus/Minus (+18).

• Had 18 versus Abilene Christian, including 16 in the first half as Arkansas raced out to a 22-point lead in the period ... Added two assists and two steals.

• Scored a career-high 23 points at Auburn, making 4-of-5 from 3-point range ... Also led th team (tied) with six rebounds, including four on offense.

• Broke a mini slump by scoring 14 at LSU, including 12 in the second half to help Arkansas outscore the Tigers in the period.

• Led Arkansas to win vs Auburn (1/20) ... Scored 22 points (2nd-best career effort) including 14 in the second half to help Arkansas erase a 12-point halftime deficit ... Made and attempted career-highs for free throws (8-of-10) and was 7-of-12 from the field (seven FG made was 2nd-best career effort).



DOUBLE-DOUBLES (1)

JUNIOR (1)
12/20/20 • ORAL ROBERTS 16 pts 10 reb

• Led the Razorbacks in Pts:.....	4
• Led the Razorbacks in Rebs:.....	3
• CAREER: Double-figure Pts:.....	30
20-pt gms:.....	5
Gms with a 3PT FG:.....	46
Gms with 3+ 3PT FG:.....	13
Gms with 5+ Assists:.....	5
Gms with Double-Digit Rebs.....	1

PERSONAL BESTS

POINTS

Season: 23 at Auburn (12/30/20)

Career: 23 at Auburn (12/30/20)

SEC: 23 at Auburn (12/30/20)

FG MADE

Season: 8 (2x) at Auburn (12/30/20)

Career: 8 (3x) last at Auburn (12/30/20)

SEC: 8 (2x) last at Auburn (12/30/20)

FG ATTEMPTED

Season: 15 at Auburn (12/30/20)

Career: 15 (3x) last at Auburn (12/30/20)

SEC: 15 at Auburn (12/30/20)

3-POINT FG MADE

Season: 4 at Auburn (12/30/20)

Career: 5 vs Vanderbilt (03/11/20)

SEC: 4 (3x) last at Auburn (12/30/20)

3-PT FG ATTEMPTS

Season: 7 at Auburn (12/30/20)

Career: 8 (2x) last at Tennessee (02/11/20)

SEC: 8 at Tennessee (02/11/20)

FT MADE

Season: 8 vs Auburn (01/20/21)

Career: 8 vs Auburn (01/20/21)

SEC: 8 vs Auburn (01/20/21)

FT ATTEMPTED

Season: 10 vs Auburn (01/20/21)

Career: 10 vs Auburn (01/20/21)

SEC: 10 vs Auburn (01/20/21)

REBOUNDS

Season: 10 vs Oral Roberts (12/20/20)

Career: 10 vs Oral Roberts (12/20/20)

SEC: 7 vs Vanderbilt (01/15/20)

ASSISTS

Season: 5 Southern (12/09/20)

Career: 6 vs FIU (12/01/18)

SEC: 5 vs LSU (01/12/19)

STEALS

Season: 4 vs UT Arlington (12/02/20)

Career: 4 (2x) last vs UT Arlington (12/02/20)

SEC: 4 vs Auburn (02/04/20)

BLOCKED SHOTS

Season: 1 (4x) last at Auburn (12/30/20)

Career: 1 (8x) last at Auburn (12/30/20)

SEC: 1 at Auburn (12/30/20)

MINUTES

Season: 37:26 vs Missouri (01/02/21)

Career: 40:50 vs Auburn (02/04/20)

SEC: 40:50 vs Auburn (02/04/20)

DESI SILLS 2020-21 GAME STATS

Opponent	Date	GS	Min	FG	FGA	Pct	3FG	3A	Pct	FT	FTA	Pct	O	D	Tot	Avg	PF	FO	A	TO	Blk	Stl	Pts	Avg	
MISSISSIPPI VALLEY	11/25/20	*	19	8	10	.800	2	3	.667	1	1	1.000	1	1	2	2.0	0	0	2	0	0	3	19	19.0	
NORTH TEXAS	11/28/20	*	36	4	7	.571	1	3	.333	5	8	.625	0	3	3	2.5	2	0	1	5	0	1	14	16.5	
UT ARLINGTON	12/02/20	*	31	1	6	.167	0	3	.000	1	2	.500	1	2	3	2.7	2	0	2	1	0	4	3	12.0	
LIPSCOMB	12/05/20	*	13	2	4	.500	1	2	.500	1	2	.500	0	4	4	3.0	0	0	2	0	0	0	6	10.5	
SOUTHERN U.	12/09/20	*	21	4	7	.571	3	5	.600	0	1	.000	0	3	3	3.0	0	0	5	0	1	1	11	10.6	
CENTRAL ARKANSAS	12/12/20	*	30	7	12	.583	1	3	.333	2	3	.667	2	1	3	3.0	4	0	4	2	1	3	17	11.7	
ORAL ROBERTS	12/20/20	*	34	6	13	.462	1	4	.250	3	4	.750	4	6	10	4.0	3	0	2	1	1	1	16	12.3	
ABILENE CHRISTIAN	12/22/20	*	27	5	11	.455	2	6	.333	6	7	.857	0	3	3	3.9	4	0	2	2	0	2	18	13.0	
at Auburn	12/30/20	*	35	8	15	.533	4	7	.571	3	6	.500	4	2	6	4.1	0	0	2	2	1	2	23	14.1	
MISSOURI	01/02/21	*	37	1	10	.100	0	4	.000	4	6	.667	1	3	4	4.1	3	0	2	0	0	3	6	13.3	
at Tennessee	01/06/21	*	18	0	1	.000	0	1	.000	0	0	.000	2	0	2	3.9	2	0	0	3	0	0	0	12.1	
GEORGIA	01/09/21	*	23	3	8	.375	1	2	.500	1	1	1.000	0	5	5	4.0	3	0	2	1	0	1	8	11.8	
at LSU	01/13/21	*	29	4	8	.500	2	5	.400	4	4	1.000	0	4	4	4.0	2	0	0	0	0	0	14	11.9	
at Alabama	01/16/21	*	23	1	8	.125	0	3	.000	1	1	1.000	1	1	2	3.9	3	0	1	2	0	1	3	11.3	
AUBURN	01/20/21	*	32	7	12	.583	0	1	.000	8	10	.800	0	3	3	3.8	3	0	2	1	0	1	22	12.0	
at Vanderbilt	01/23/21	*	23	3	6	.500	0	2	.000	1	2	.500	0	3	3	3.8	4	0	4	1	0	1	7	11.7	
OLE MISS	01/27/21	*	24	3	7	.429	1	3	.333	2	2	1.000	0	0	0	3.5	2	0	0	0	0	1	9	11.5	
Totals			14	455	67	145	.462	19	57	.333	43	60	.717	16	44	60	3.5	37	0	33	21	4	25	196	11.5

DESI SILLS CAREER STATISTICS

Year	GP	GS	Min	Avg	FG	FGA	Pct	3FG	3FGA	Pct	FT	FTA	Pct	Off	Def	Tot	Avg	PF	FO	Asst	TO	Blk	Stl	Pts	Avg
2018-19	34	8	576	16.9	55	125	.440	29	63	.460	40	57	.702	12	31	43	1.3	68	2	58	53	0	21	179	5.3
2019-20	32	24	997	31.2	117	275	.425	47	143	.329	59	91	.648	20	75	95	3.0	96	4	39	44	5	30	340	10.6
2020-21	17	14	455	26.8	67	145	.462	19	57	.333	43	60	.717	16	44	60	3.5	37	0	33	21	4	25	196	11.5
TOTAL	83	46	2028	24.4	239	545	.439	95	263	.361	142	208	.683	48	150	198	2.4	201	6	130	118	9	76	715	8.6

DAVONTE "DEVO" DAVIS

G / Fr. | 6-3 | 180

Jacksonville, Ark. | Jacksonville HS

4

@MrDevoBuckets

@devofor3

- Born Sept. 24, 2001 in Jacksonville
- Mother: Terrie Davis / Grandmother Yvette Davis
- Consensus 4-star ... 2020 ADG Player of the Year ... 4x first team All-State
- Wants to open a zoo to educate people about animals ... biggest hobby is fishing.
- His dream team: LeBron James, Paul George, Kevin Garnett and Giannis Antetokounmpo

MADE THE DEPARTMENT'S HONOR ROLL (GPA BETWEEN 3.0-3.49) FOR FALL 2020

- Won the dunk contest during the team's Red-White game.
- High energy guy ... Praised for his ability to get loose balls and offensive rebound ... Has a knack for scoring in the lane and off the bounce.
- After a strong performance at Auburn (combined with the injury to Justin Smith), earned his first career start versus Missouri ... Also started versus Georgia.
- Led the team with 10 deflections at Auburn, nine versus Missouri and nine at LSU ... Added 10 vs Georgia.

2020-21 HIGHLIGHTS

- Scored five points with three rebounds and two assists in his collegiate debut vs Mississippi Valley State.
- Added four points and three boards versus Lipscomb.
- Led the team with 14 points versus Southern, adding seven rebounds in 16:20 minutes played ... Made his first career triple and was 3-of-3 at the free throw line.
- Sparked Arkansas with his play off the bench versus Oral Roberts ... 1 of 4 players with a Plus-Minus in double figures (+10).
- Saw playing time increase at Auburn due to Justin Smith injury ... Made four "game-winning" plays during a decisive 10-0 run to help secure win: **PLAY 1:** With Arkansas up two, 76-74, tipped a loose rebound to Connor Vanover that led to two free throws by Moses Moody ... **PLAY 2:** With Arkansas now up four, 78-74, got the offensive rebound off Desi Sills FT miss that led to a JD Notae layup ... **PLAY 3:** With Arkansas now up six, 80-74, made a steal in what **ESPN analyst Jimmy Dykes called "the best defensive play of the year"** at the time ... The steal led to a fastbreak and two made free throws by Connor Vanover ...
- PLAY 4:** With Arkansas now up eight, 82-74, sank a jumper from the left elbow as the shot clock was winding down to cap the 10-0 run.

- In his first career start (vs Missouri Jan. 2), had four rebounds and a career-high three steals.
- Was impressive on both ends of the floor in the win over Georgia ... Scored a **season-high 20 points** with seven rebounds, six assists and two steals ... Also did a good job guarding UGA point guard Sahvir Wheeler ... Had 10 deflections and tied Moses Moody with a Plus-Minus of +33 for the game.
- Scored 10 points — all in the second half — in the win over Auburn (1/20) to help Arkansas erase a 12-point halftime deficit.
- Came off the bench vs Ole Miss to provide a huge spark at the time as he made his first four shots with two steals that led to layups... Finished with 14 points (7-of-9 shooting) and six rebounds.

• Led the Razorbacks in Pts:.....	1
• Led the Razorbacks in Rebs:	-
• CAREER: Double-figure Pts:.....	4
20-pt gms:.....	1
Gms with a 3PT FG:	2
Gms with 3+ 3PT FG:	-
Gms with 5+ Rebs:	3

DAVONTE DAVIS 2020-21 GAME STATS

Opponent	Date	GS	Min	FG	FGA	Pct	3FG	3A	Pct	FT	FTA	Pct	O	D	Tot	Avg	PF	FO	A	TO	Blk	Stl	Pts	Avg
MISSISSIPPI VALLEY	11/25/20		12	2	5	.400	0	1	.000	1	1	1.000	1	2	3	3.0	1	0	2	1	0	0	5	5.0
NORTH TEXAS	1/28/20	DNP																						
UT ARLINGTON	12/02/20	DNP																						
LIPSCOMB	12/05/20	15	2	2	1.000		0	0	.000	0	0	.000	2	1	3	3.0	2	0	1	1	0	1	4	4.5
SOUTHERN U.	12/09/20	16	5	8	.625	1	1	1.000	3	3	1.000	3	4	7	4.3	1	0	2	1	0	0	14	7.7	
CENTRAL ARKANSAS	12/12/20	7	0	1	.000	0	0	.000	0	0	.000	0	1	1	3.5	0	0	0	0	0	0	0	5.8	
ORAL ROBERTS	12/20/20	9	0	1	.000	0	0	.000	0	0	.000	0	1	1	3.0	3	0	2	1	0	1	0	4.6	
ABILENE CHRISTIAN	12/22/20	5	0	1	.000	0	0	.000	0	0	.000	0	1	1	2.7	2	0	0	1	0	1	0	3.8	
at Auburn	12/30/20	13	2	3	.667	0	0	.000	0	0	.000	1	0	1	2.4	0	0	1	0	0	2	4	3.9	
MISSOURI	01/02/21	* 20	2	6	.333	0	0	.000	0	2	.000	3	1	4	2.6	4	0	0	1	0	3	4	3.9	
at Tennessee	01/06/21	5	1	2	.500	0	0	.000	0	0	.000	0	0	0	2.3	1	0	0	1	0	1	2	3.7	
GEORGIA	01/09/21	* 37	9	14	.643	1	2	.500	1	1	1.000	1	6	7	2.8	4	0	6	3	0	2	20	5.3	
at LSU	01/13/21	* 27	1	11	.091	0	1	.000	2	3	.667	1	2	3	2.8	1	0	2	2	1	2	4	5.2	
at Alabama	01/16/21	28	1	3	.333	0	0	.000	3	4	.750	1	5	6	3.1	3	0	1	0	0	0	5	5.2	
AUBURN	01/20/21	20	5	9	.556	0	0	.000	0	0	.000	2	2	4	3.2	4	0	2	3	0	0	10	5.5	
at Vanderbilt	01/23/21	13	3	3	1.000	0	0	.000	0	1	1.000	0	2	2	3.1	2	0	1	2	1	1	6	5.6	
OLE MISS	01/27/21	25	7	9	.778	0	0	.000	0	1	.000	2	4	6	3.3	1	0	1	3	0	2	14	6.1	
Totals		3	252	40	78	.513	2	5	.400	10	16	.625	17	32	49	3.3	29	0	21	20	2	16	92	6.1

PERSONAL BESTS

POINTS	
Season: 20	vs Georgia (01/09/21)
SEC: 20	vs Georgia (01/09/21)
FG MADE	
Season: 9	vs Georgia (01/09/21)
SEC: 9	vs Georgia (01/09/21)
FG ATTEMPTED	
Season: 14	vs Georgia (01/09/21)
SEC: 14	vs Georgia (01/09/21)
3-POINT FG MADE	
Season: 1 (2x)	vs Georgia (01/09/21)
SEC: 1	vs Georgia (01/09/21)
3-PT FG ATTEMPTS	
Season: 2	vs Georgia (01/09/21)
SEC: 2	vs Georgia (01/09/21)
FT MADE	
Season: 3 (2x)	last at Alabama (01/13/21)
SEC: 3	at Alabama (01/13/21)
FT ATTEMPTED	
Season: 4	at Alabama (01/16/21)
SEC: 4	at Alabama (01/16/21)
REBOUNDS	
Season: 7 (2x)	last vs Georgia (01/09/21)
SEC: 7	vs Georgia (01/09/21)
ASSISTS	
Season: 6	vs Georgia (01/09/21)
SEC: 6	vs Georgia (01/09/21)
STEALS	
Season: 3	vs Missouri (01/02/21)
SEC: 3	vs Missouri (01/02/21)
BLOCKED SHOTS	
Season: 1 (2x)	last at Vanderbilt (01/23/21)
SEC: 1 (2x)	last at Vanderbilt (01/23/21)
MINUTES	
Season: 36:26	vs Georgia (01/09/21)
SEC: 36:26	vs Georgia (01/09/21)

DAVONTE DAVIS CAREER STATISTICS

Year	GP	GS	Min	Avg	FG	FGA	Pct	3FG	3FGA	Pct	FT	FTA	Pct	Off	Def	Tot	Avg	PF	FO	Asst	TO	Blk	Stl	Pts	Avg
2020-21	15	3	252	16.8	40	78	.513	2	5	.400	10	16	.625	17	32	49	3.3	29	0	21	20	2	16	92	6.1

Effort. Energy. Enthusiasm.

ONE
RAZORBACK

MOSES
MOODY

@moses_moody3
@moses.2m

5

6 / Fr. / 6-6 / 205

Little Rock, Ark. / Montverde (Fla.) Academy

- Born May 31, 2002 in Little Rock
- Parents: Kareem and Rona Moody
- Consensus 4-star ... MaxPreps HM All-American
- Among incoming Frosh: Rated 37th by 247Sports, 42nd by ESPN and 53rd by Rivals
- Serves on Arkansas Athletics' African American S-A Leadership Council and SAAC.

MADE THE AD'S HONOR ROLL (GPA BETWEEN 3.5-3.99) FOR FALL 2020

- Leads the team, ranks 7th in the SEC and 4th among NCAA freshmen in scoring (16.6 ppg)
- 1 of only 4 NCAA freshmen to average over 15.0 points and 5.5 rebounds per game this season
- Has consecutive free throws made streaks of 15, 13 and 12 consecutive this season — Current streak: -
- Ranks 23rd in the NCAA / 2nd in the SEC in FT Made (68) and 38th NCAA / 3rd SEC in FT Att (83) ... 4th in FT% (.819)
- Scored in double figures in 14 of 17 games (6 pts at UT, 5 vs AUB and 5 vs Ole Miss)
- Led the team in scoring 6x, led the team in rebounding 5x and led the team in scoring & rebounding in the same game 3x.
- Named SEC Freshman of the Week and College Sports Madness SEC Player of the Week (Dec. 7).
- Leads the team in Plus-Minus at +200.

2020-21 HIGHLIGHTS

- Scored 19 in his collegiate debut — making 9-of-10 from the free throw line ... Added three steals.
- Stuffed the stat sheet versus Central Arkansas with 15 points, seven rebounds, three assists, two steals and a blocked shot.
- Led all scorers with 21 points in the Abilene Christian win.
- Tied for the team lead with six rebounds at Auburn ... Scored 16 points, including two early 3-pointers to set the tone in the win.
- Recorded his first career double-double versus Missouri (1/2) with 18 points and season-high 10 rebounds ... Made a season-high four 3-pointers.
- Bounced back from Tennessee game (six points) to score 25 points in the win over Georgia ... Had a team-best and season-best 11 deflections.
- Had 18 points at LSU, including 13 in the second half to help Arkansas outscore the Tigers in the period ... Added six rebounds (four offensive).
- Led the team in both points — season-high 28 — and rebounds — season's second-best nine — at Alabama ... Scored 14 of Arkansas' first 15 points ... His 25 field goal attempts were the most by a Razorback since 2010 and ties for fourth-most by a Razorback in an SEC game.
- Only scored five points in the win over Auburn and was 0-of-4 from 3-point range ... However, all five came in the final nine minutes of the game ... With the game tied at 56, got an offensive rebound and put-back to give Arkansas a lead it would not relinquish ... With 4:01 left, threw down a dunk for a 5-point lead ... Inside five seconds left, grabbed a defensive rebound, was fouled and he made 1-of-2 at the line to provide the 75-73 final.
- Scored a game-high 26 points (13 in each half) at Vanderbilt with a team-best eight rebounds.

with an 18-point, eight-rebound performance versus Lipscomb. Moody made 7-of-his-8 shots, including 2-of-3 from 3-point range.

Stuffed the stat sheet versus Central Arkansas with 15 points, seven rebounds, three assists, two steals and a blocked shot.

Led all scorers with 21 points in the Abilene Christian win.

Tied for the team lead with six rebounds at Auburn ... Scored 16 points, including two early 3-pointers to set the tone in the win.

Recorded his first career double-double versus Missouri (1/2) with 18 points and season-high 10 rebounds ... Made a season-high four 3-pointers.

Bounced back from Tennessee game (six points) to score 25 points in the win over Georgia ... Had a team-best and season-best 11 deflections.

Had 18 points at LSU, including 13 in the second half to help Arkansas outscore the Tigers in the period ... Added six rebounds (four offensive).

Led the team in both points — season-high 28 — and rebounds — season's second-best nine — at Alabama ... Scored 14 of Arkansas' first 15 points ... His 25 field goal attempts were the most by a Razorback since 2010 and ties for fourth-most by a Razorback in an SEC game.

Only scored five points in the win over Auburn and was 0-of-4 from 3-point range ... However, all five came in the final nine minutes of the game ... With the game tied at 56, got an offensive rebound and put-back to give Arkansas a lead it would not relinquish ... With 4:01 left, threw down a dunk for a 5-point lead ... Inside five seconds left, grabbed a defensive rebound, was fouled and he made 1-of-2 at the line to provide the 75-73 final.

Scored a game-high 26 points (13 in each half) at Vanderbilt with a team-best eight rebounds.

MOODY IN THE SEC

- 2nd in Total Minutes (543:26)
- 7th in Scoring (16.6)
- 11th in Off Rebs (2.35)
- 3rd in Total Points (282)
- 8th in FG% (.446)
- 14th in Double-Doubles (1)
- 3rd in Total FG Made (91)
- 8th in FT % (.807)
- 11th in Total Reb. (96)
- 3rd in Total FG Att (204)
- 9th in Minutes/Gm (31:58)
- 18th in Rebs/Gm (5.6)
- 3rd in FT Made (71)
- 10th in Total 3's Made (29)
- 22nd in Total Steals (18)
- 3rd in FT Att (88)
- 10th in 3PT FG Att (81)
- 24th in Total Blocks (10)

TOP SCORING FROSH IN NCAA

1. Cameron Thomas - LSU 22.1 ppg
2. Cade Cunningham - Oklahoma St. 17.8 ppg
3. Marcus Williams - Wyoming 16.9 ppg
4. MOSES MOODY - ARKANSAS 16.6 ppg
5. Evan Mobley - Southern Cal 16.5 ppg

MOSES MOODY 2020-21 GAME STATS

Opponent	Date	GS	Min	FG	FGA	Pct	3FG	3A	Pct	FT	FTA	Pct	O	D Tot	Avg	PF	FO	A	TO	Blk	Stl	Pts	Avg		
MISSISSIPPI VALLEY	11/25/20	*	24	3	12	.250	1	6	.167	9	10	.900	2	1	3	3.0	3	0	2	0	0	3	16	16.0	
NORTH TEXAS	11/28/20	*	29	2	9	.222	1	4	.250	6	6	1.000	1	1	2	2.5	1	0	1	1	1	3	11	13.5	
UT ARLINGTON	12/02/20	*	32	7	12	.583	2	3	.667	8	10	.800	3	6	9	4.7	3	0	1	2	0	0	24	17.0	
LIPSCOMB	12/05/20	*	24	7	8	.875	2	3	.667	2	3	.667	3	5	8	5.5	2	0	3	1	0	1	18	17.3	
SOUTHERN U.	12/09/20	*	26	5	10	.500	2	4	.500	0	0	0.000	3	2	5	5.4	1	0	2	2	1	0	12	16.2	
CENTRAL ARKANSAS	12/12/20	*	35	6	11	.545	3	7	.429	0	0	0.000	0	7	7	5.7	1	0	3	1	1	2	15	16.0	
ORAL ROBERTS	12/20/20	*	28	7	12	.583	1	4	.250	3	6	.500	4	3	7	5.9	1	0	1	2	1	1	18	16.3	
ABILENE CHRISTIAN	12/22/20	*	37	6	10	.600	3	5	.600	6	8	.750	3	1	4	5.6	1	0	2	0	2	0	21	16.9	
at Auburn	12/30/20	*	39	4	11	.364	2	6	.333	6	6	1.000	2	4	6	5.7	2	0	1	2	0	2	16	16.8	
MISSOURI	01/02/21	*	39	4	15	.267	4	8	.500	6	10	.600	4	6	10	6.1	4	0	1	1	1	2	18	16.9	
at Tennessee	01/06/21	*	37	1	8	.125	1	4	.250	3	3	1.000	0	2	2	5.7	4	0	1	0	0	0	6	15.9	
GEORGIA	01/09/21	*	38	9	15	.600	2	6	.333	5	5	1.000	2	2	4	5.6	2	0	2	1	0	1	25	16.7	
at LSU	01/13/21	*	36	7	18	.389	1	5	.200	3	4	.750	5	1	6	5.6	4	0	2	3	0	2	18	16.8	
at Alabama	01/16/21	*	35	10	25	.400	3	7	.429	5	5	1.000	3	6	9	5.9	2	0	1	2	0	0	28	17.6	
AUBURN	01/20/21	*	32	2	9	.222	0	4	.000	1	2	.500	1	4	5	5.8	2	0	2	2	1	1	5	16.7	
at Vanderbilt	01/23/21	*	35	10	16	.625	1	4	.250	5	5	1.000	3	5	8	5.9	2	0	2	2	1	0	26	17.3	
OLE MISS	01/27/21	*	19	1	3	.333	0	1	.000	3	5	.600	1	0	1	5.6	3	0	2	3	1	0	5	16.6	
Totals			17	545	91	204	.446	29	81	.358	71	88	.807	40	56	96	5.6	38	0	29	25	10	18	282	16.6

MOODY IN 2021 NBA MOCK DRAFTS

- PippenAintEasy.com (1/20) 7th pick (1st SEC Player)
- NBADraft.net (1/18) 8th pick (1st SEC Player)
- CBSSports.com (1/14) 8th pick (1st SEC Player)
- TankATHon.com 8th pick (1st SEC Player)
- USAToday.com (1/22) 8th pick (2nd SEC Player)
- NBADraftRoom.com (NA) 10th pick (1st SEC Player)
- NBCSports.com (1/5) 10th pick (2nd SEC Player)
- BleacherReport.com (12/24) 10th pick (2nd SEC Player)
- Stadium.com (1/4) 12th pick (2nd SEC Player)
- The Athletics.com (1/8) 13th pick (2nd SEC Player)
- Sl.com (1/20) 14th pick (1st SEC Player)
- Yahoo.com (1/11) 16th pick (4th SEC Player)
- ESPN.com (1/22) 19th pick (5th SEC Player)

MOSES MOODY CAREER STATISTICS

Year	GP	GS	Min	Avg	FG	FGA	Pct	3FG	3FGA	Pct	FT	FTA	Pct	Off	Def	Tot	Avg	PF	FO	Asst	TO	Blk	Stl	Pts	Avg
2020-21	17	17	545	32.1	91	204	.446	29	81	.358	71	88	.807	40	56	96	5.6	38	0	29	25	10	18	282	16.6

DOUBLE-DOUBLES (1)

FROSH	(1)
01/03/21 - MISSOURI	18 pts 10 reb

• Led the Razorbacks in Pts:.....6	
• Led the Razorbacks in Rebs:.....5	
• Led Razorbacks in Pts & Rebs Same Gm:.....3	
• CAREER: Double-figure Pts:.....14	
Double-figure Rebs:.....1	
20-pt gms:.....5	
Gms with a 3PT FG:.....15	
Gms with 3+ 3PT FG:.....4	
Gms with 3+ Steals:.....2	
Gms with 5+ Rebs:.....7	

"He Beat the Streets"

An excerpt from an original poem by Moses Moody first performed for his senior speech at Montverde Academy Feb. 20, 2020.

When you see me, what's your first impression?

Are you willing to learn this lesson or are you distracted by my complexion?

An impoverished black male making his way out of the streets
Is the equivalent to a flower blooming through the concrete.

Full video:

<https://www.youtube.com/watch?v=oUSnmc7XhNM>

PERSONAL BESTS

POINTS	
Season: 28	at Alabama (01/16/21)
SEC: 28	at Alabama (01/16/21)
FG MADE	
Season: 10 (2x)	last at Vanderbilt (01/23/21)
SEC: 10 (2x)	last at Vanderbilt (01/23/21)
FG ATTEMPTED	
Season: 25	at Alabama (01/16/21)
SEC: 25	at Alabama (01/16/21)
3-POINT FG MADE	
Season: 4	vs Missouri (01/02/21)
SEC: 4	vs Missouri (01/02/21)
3-PT FG ATTEMPTS	
Season: 8	vs Missouri (01/02/21)
SEC: 8	vs Missouri (01/02/21)
FT MADE	
Season: 9	vs Mississippi Valley State (11/25/20)
SEC: 6 (2x)	last vs Missouri (01/02/21)
FT ATTEMPTED	
Season: 10 (3x)	last vs Missouri (01/02/21)
SEC: 10	vs Missouri (01/02/21)
REBOUNDS	
Season: 10	vs Missouri (01/02/21)
SEC: 10	vs Missouri (01/02/21)
ASSISTS	
Season: 3 (2x)	last vs Central Arkansas (12/12/20)
SEC: 2 (3x)	last at Vanderbilt (01/23/21)
STEALS	
Season: 3 (2x)	last vs North Texas (11/28/20)
SEC: 2 (3x)	last at LSU (01/13/21)
BLOCKED SHOTS	
Season: 2	vs Abilene Christian (12/20/20)
SEC: 1 (3x)	last at Vanderbilt (01/23/21)
MINUTES	
Season: 38:29	vs Missouri (01/02/21)
SEC: 38:29	vs Missouri (01/02/21)

JAYLIN WILLIAMS

Fr. | F | 6-10 | 245

Fort Smith, Ark. | Northside HS



@Jay_MWilliams_



@thejaylinwilliams_

10

MADE THE DEPARTMENT'S HONOR ROLL (GPA BETWEEN 3.0-3.49) FOR FALL 2020

• Leads the team by taking 11 of the team's 31 charges this season, including two each versus UT Arlington, Georgia, LSU (1/13) and Auburn (1/20).

- Earned his first career start at Tennessee. Also started at Alabama
- On a per 40-minute basis, averages 11.9 rebounds, 8.7 points and 2.2 blocked shots.

2020-21 HIGHLIGHTS

- Had a game-high **10 rebounds**, including eight defensively ... Just missed a double-double, scoring nine points (2-5 FG, 2-4 3PT).
- Scored six points with seven rebounds, including six on the defensive end, versus Lipscomb.
- Had two rebounds and an assist in 4:20 played at Auburn.
- Saw extended time versus Missouri and responded with eight points and two blocked shots.
- Earned his first career start at Tennessee ... Scored six points on 3-of-3 shooting
- Came off the bench versus Georgia ... Only scored two points but impacted the game in other areas ... Led the team with nine rebounds (four offensive), took two charges and had two assists with a steal and a blocked shot.
- Tied a season-high by pulling down **10 rebounds at LSU**, scored seven points and added two steals ... Took two charges.
- Had a breakout game in the win over Auburn (1/20) ... Scored seven points (including a 3-pointer) with seven rebounds, two assists, two blocked shots and a steal ... **Played all 20 minutes of the second half** in the come-from-behind win ... Grabbed an offensive rebound in midair and threw it down for his first career dunk to cap a 18-4 run and give Arkansas its first lead (47-45).

- Born June 29, 2002 in Fort Smith
- Consensus 4-star ... 2020 Gatorade Arkansas Player of the Year ... Top state prospect by 247
- Among incoming Frosh: Rated 56th by Rivals, 85th by 247Sports and 91st by ESPN
- If he could play with any former Razorback it would be Patrick Beverley or Corliss Williamson

• Led Razorbacks in Pts:	-
• Led Razorbacks in Rebs:	4
• CAREER: Double-figure Pts:	-
Double-figure Rebs:	2
20-pt gms:	-
Gms with a 3PT Made	4
Gms with 5+ Rebs:	5

JAYLIN WILLIAMS 2020-21 GAME STATS																			
Opponent	Date	GS	Min	FG	FGA	Pct	3FG	3A	Pct	FT	FTA	Pct	O	D	Tot	Avg	PF	FO	A
MISSISSIPPI VALLEY	11/25/20	20	3	5	.600	2	4	.500	1	1	1.000	2	8	10	10.0	0	0	1	1
NORTH TEXAS	1/28/20	DNP																	
UT ARLINGTON	12/02/20	12	0	0	.000	0	0	.000	0	0	.000	1	2	3	6.5	0	0	0	1
LIPSCOMB	12/05/20	18	2	5	.400	1	3	.333	1	1	1.000	1	6	7	6.7	4	0	1	2
SOUTHERN U.	12/09/20	13	0	1	.000	0	1	.000	0	2	.000	0	2	2	5.5	1	0	0	1
CENTRAL ARKANSAS	12/12/20	2	0	0	.000	0	0	.000	2	2	1.000	2	0	2	4.8	0	0	0	0
ORAL ROBERTS	12/20/20	DNP																	
ABILENE CHRISTIAN	12/22/20	4	0	0	.000	0	0	.000	0	0	.000	0	1	1	4.2	0	0	0	1
at Auburn	12/30/20	4	0	0	.000	0	0	.000	0	0	.000	1	1	2	3.9	2	0	1	0
MISSOURI	01/02/21	17	3	6	.500	1	4	.250	1	1	1.000	1	2	3	3.8	2	0	0	2
at Tennessee	01/06/21	*	14	3	3	1.000	0	0	.000	0	0	.000	0	2	2	3.6	2	0	4
GEORGIA	01/09/21	20	1	2	.500	0	0	.000	0	0	.000	4	5	9	4.1	3	0	2	3
at LSU	01/13/21	28	2	3	.667	0	0	.000	3	3	1.000	4	6	10	4.6	5	1	1	3
at Alabama	01/16/21	*	18	0	1	.000	0	0	.000	0	0	.000	0	2	2	4.4	1	0	1
AUBURN	01/20/21	29	3	4	.750	1	1	1.000	0	0	.000	2	5	7	4.6	3	0	2	1
at Vanderbilt	01/23/21	9	0	0	.000	0	0	.000	0	0	.000	0	1	1	4.4	0	0	1	1
OLE MISS	01/27/21	7	0	0	.000	0	0	.000	0	0	.000	0	3	3	4.3	3	0	1	0
Totals		2	215	17	30	.567	5	13	.385	8	10	.800	18	46	64	4.3	26	1	11

PERSONAL BESTS	
POINTS	
Season: 9	vs Mississippi Valley State (11/25/20)
SEC: 8	vs Missouri (01/02/21)
FG MADE	
Season: 3 (4x)	last vs Auburn (01/20/21)
SEC: 3 (3x)	last vs Auburn (01/20/21)
FG ATTEMPTED	
Season: 6	vs Missouri (01/02/21)
SEC: 6	vs Missouri (01/02/21)
3-POINT FG MADE	
Season: 2	vs Mississippi Valley State (11/25/20)
SEC: 1 (2x)	vs Auburn (01/20/21)
3-PT FG ATTEMPTS	
Season: 4 (2x)	last vs Missouri (01/02/21)
SEC: 4	vs Missouri (01/02/21)
FT MADE	
Season: 3	at LSU (01/13/21)
SEC: 3	at LSU (01/13/21)
FT ATTEMPTED	
Season: 3	at LSU (01/13/21)
SEC: 3	at LSU (01/13/21)
REBOUNDS	
Season: 10 (2x)	last at LSU (01/13/21)
SEC: 10	at LSU (01/13/21)
ASSISTS	
Season: 2 (2x)	vs Auburn (01/20/21)
SEC: 2 (2x)	vs Auburn (01/20/21)
STEALS	
Season: 2	at LSU (01/13/21)
SEC: 2	at LSU (01/13/21)
BLOCKED SHOTS	
Season: 2 (2x)	last vs Missouri (01/02/21)
SEC: 2	vs Missouri (01/02/21)
MINUTES	
Season: 28:26	vs Auburn (01/20/21)
SEC: 28:26	vs Auburn (01/20/21)

JAYLIN WILLIAMS CAREER STATISTICS																			
Year	GP	GS	Min	Avg	FG	FGA	Pct	3FG	3FGA	Pct	FT	FTA	Pct	Off	Def	Tot	Avg	PF	FO
2020-21	15	2	215	14.3	17	30	.567	5	13	.385	8	10	.800	18	46	64	4.3	26	1


**JALEN
TATE**

Gr.Sr. | 6 | 6-6 | 175

 Pickerington, Ohio /
Northern Kentucky

11

@jtate_the_great

@jalen_tate11

- Born June 18, 1998 in Toledo, Ohio
- Parents: Jermaine and Jenice Tate
- Graduated from Northern Kentucky - Spring of 2020 - B.A. in organizational leadership
- Pursuing his master's in adult and lifelong learning at the University of Arkansas
- If he could play with any former Razorback it would be Patrick Beverley.

- Rated the 5th-best Graduate Transfer in the Nation by NBCSports.com — 8th-best by 247Sports.com.
- Scored 950 points at NKU and finished in the NKU top 20 for career assists (285), steals (129) and blocked shots (53) ...
- Horizon League Defensive Player of the Year (2020) — 3x Horizon League All-Defensive Team (2018, 2019, 2020) — All-Horizon League Third Team (2020) — Horizon League Tournament MVP (2020) — 2x Horizon League All-Tournament Team (2019, 2020) — Horizon League All-Freshman Team (2018).
- Praised by Coach Musselman for his leadership on the floor and in huddles ... Usually assigned to defend the opponent's best offensive player.
- Second on the team by taking five charges this season.
- Ranks 3rd in the SEC in assists (4.6) and 4th in assist-turnover ratio (1.62)
- Has 1,000-plus career points — 400-plus career rebounds — 300-plus career assists
- Has two double-doubles this year (UCA and UGA) ... He had a combined 21 assists with one turnover in the two games.
- Has made more 3's this year (18) than he did all of last season (8 • only made 39 in his career prior to this season).
- In addition to strong offensive efforts in wins over Auburn and Vandy, had 18 deflections — nine in each game.

• In Arkansas' current 3-game win streak: 16.0 ppg — 7-of-13 3PT — 5.3 assists — 3.3 steals — 8.0 deflections

2020-21 HIGHLIGHTS:

- Only played 17 minutes in the opener, but had 12 points, six assists, five rebounds and a steal.
- Scored just two points versus North Texas, but was praised by Coach Muss for his play in the win ... Namely, shutdown reigning C-USA Player of the Year Javion Hamlet to just 1-of-4 shooting from the field (0-0 from 3-point range) in 30 minutes.
- Stuffed the stat sheet versus UTA with 14 points, six rebounds, four assists, a steal and a blocked shot ... Also had the team's best plus/minus at +17.
- Talled his **third career double-double** — first in points and assist — versus Central Arkansas with 17 points and a **career-high 11 assists** .. **Had zero turnovers**.
- Only played 27 minutes versus Abilene Christian, missing the final 10 minutes due to an ankle injury ... Had seven rebounds and five assists before exiting.
- Scored 12 at Auburn (5-of-8 FG) with three rebounds and four assists.
- Had 15 points (7-of-11 shooting), six assists and five rebounds at Tennessee.
- For the second-straight game, had 15 points but added 10 assists versus Georgia for his **second double-double of the year** ... Only committed one turnover in his 35 minutes played with two steals and four rebounds.
- Kept Arkansas in the game vs Auburn (1/20) by scoring 10 of his 14 points in the first half, including a 3-pointer to trim a 16-point deficit with 2:06 left (Arkansas would trail by 12 at the break and won the game) ... Added five assists and a **season-high four steals**.
- Had his best game as a Razorback (and second-best career game overall) ... Scored a **season-high 25 points** (9-of-15 FG and 3-of-5 3PT) with **eight assists**, **one turnover**, five rebounds and **tied season-high with four steals**.

JALEN TATE 2020-21 GAME STATS

Opponent	Date	GS	Min	FG	FGA	Pct	3FG	3A	Pct	FT	FTA	Pct	O	D	Tot	Avg	PF	FO	A	TO	Blk	Stl	Pts	Avg	
MISSISSIPPI VALLEY	11/25/20	*	17	4	7	.571	2	3	.667	2	3	.667	1	4	5	5.0	3	0	6	2	0	1	12	12.0	
NORTH TEXAS	11/28/20	*	26	1	5	.200	0	0	.000	0	0	.000	2	2	4	4.5	4	0	2	3	0	1	2	7.0	
UT ARLINGTON	12/02/20	*	33	6	12	.500	1	3	.333	1	1	1.000	3	3	6	5.0	2	0	4	1	1	1	14	9.3	
LIPSCOMB	12/05/20	*	13	3	4	.750	0	0	.000	0	0	.000	1	3	4	4.8	3	0	3	2	1	0	6	8.5	
SOUTHERN U.	12/09/20	*	25	5	9	.556	1	4	.250	1	2	.500	0	4	4	4.6	1	0	2	2	0	2	12	9.2	
CENTRAL ARKANSAS	12/12/20	*	30	6	8	.750	3	5	.600	2	2	1.000	0	1	1	4.0	1	0	11	0	1	1	17	10.5	
ORAL ROBERTS	12/20/20	*	39	4	10	.400	0	1	.000	0	0	.000	3	3	6	4.3	4	0	4	5	0	1	8	10.1	
ABILENE CHRISTIAN	12/22/20	*	26	3	8	.375	0	2	.000	2	4	.500	5	2	7	4.6	2	0	5	4	0	1	8	9.9	
at Auburn	12/30/20	*	29	5	8	.625	0	1	.000	2	2	1.000	0	3	3	4.4	4	0	4	2	0	2	12	10.1	
MISSOURI	01/02/21	*	30	3	5	.600	1	3	.333	1	2	.500	0	1	1	4.1	5	1	1	1	0	0	8	9.9	
at Tennessee	01/06/21	*	30	7	11	.636	1	2	.500	0	1	.000	0	5	5	4.2	4	0	6	6	0	1	15	10.4	
GEORGIA	01/09/21	*	35	5	10	.500	1	2	.500	4	5	.800	1	3	4	4.2	2	0	10	1	0	2	15	10.8	
at LSU	01/13/21	*	21	2	5	.400	1	4	.250	1	2	.500	0	1	1	3.9	2	0	1	4	0	0	6	10.4	
at Alabama	01/16/21	*	29	4	9	.444	0	2	.000	2	2	1.000	0	4	4	3.9	3	0	3	6	0	1	10	10.4	
AUBURN	01/20/21	*	34	6	10	.600	2	4	.500	0	1	.000	1	3	4	3.9	5	1	5	5	1	4	14	10.6	
at Vanderbilt	01/23/21	*	37	9	15	.600	3	5	.600	4	7	.571	2	3	5	4.0	2	0	8	1	1	4	25	11.5	
OLE MISS	01/27/21	*	37	3	7	.429	2	4	.500	1	3	.333	1	1	2	3.9	3	0	3	3	0	2	9	11.4	
Totals			17	491	76	143	.531	18	45	.400	23	37	.622	20	46	66	3.9	50	2	78	48	5	24	193	11.4

DOUBLE-DOUBLES (4)

SOPHOMORE	(1)
01/26/19 • MILWAUKEE	13 pts 10 reb
JUNIOR	(1)
01/31/20 • at Green Bay	17 pts 12 reb
SENIOR	(2)
12/20/20 • CENTRAL ARKANSAS	17 pts 11 ast
01/09/21 • GEORGIA	15 pts 10 ast

- Dished 300th career assist vs LIP (12/05/20)
- Scored 1,000th career point vs UCA (12/20)
- Grabbed 400th career rebound vs AUB (1/20)
- Led his team in Pts: 12
- Led his team in Rebs: 6
- CAREER: Double-figure Pts: 55
- 20-pt gms: 6
- Gms with 5+ Assists: 26
- Gms with 3+ Steals: 12

PERSONAL BESTS

POINTS	
Season: 25	at Vanderbilt (01/23/21)
Career: 31	vs IUPUI (02/14/20)
SEC: 25	at Vanderbilt (01/23/21)

FG MADE	
Season: 9	at Vanderbilt (01/23/21)
Career: 11	at Green Bay (02/14/20)
SEC: 9	at Vanderbilt (01/23/21)

FG ATTEMPTED	
Season: 15	at Vanderbilt (01/23/21)
Career: 19	at Green Bay (02/14/20)
SEC: 15	at Vanderbilt (01/23/21)

3-PT FG MADE	
Season: 3 (2x)	last at Vanderbilt (01/23/21)
Career: 4	at Green Bay (02/14/20)
SEC: 3	at Vanderbilt (01/23/21)

3-PT FG ATT	
Season: 5 (2s)	last at Vanderbilt (01/23/21)
Career: 5 (3x)	last at Vanderbilt (01/23/21)
SEC: 5	at Vanderbilt (01/23/21)

FT MADE	
Season: 4 (2x)	last at Vanderbilt (01/23/21)
Career: 10	vs Green Bay (03/09/20)
SEC: 4 (2x)	last at Vanderbilt (01/23/21)

FT ATTEMPTED	
Season: 7	at Vanderbilt (01/23/21)
Career: 15	vs Green Bay (03/09/20)
SEC: 7	at Vanderbilt (01/23/21)

REBOUNDS	
Season: 7	vs Abilene Christian (12/22/20)
Career: 12	at Green Bay (01/31/20)
SEC: 5	at Tennessee (01/06/21)

ASSISTS	
Season: 11	vs Central Arkansas (12/20/20)
Career: 11	vs Central Arkansas (12/20/20)
SEC: 10	vs Georgia (01/09/21)

STEALS	
Season: 5	vs Auburn (01/20/21)
Career: 6	vs IUPUI (02/14/20)
SEC: 5	vs Auburn (01/20/21)

BLOCKED SHOTS	
Season: 1 (5x)	last at Vanderbilt (01/23/21)
Career: 3 (3x)	last at Detroit Mercy (01/05/19)
SEC: 1 (2x)	last at Vanderbilt (01/23/21)

MINUTES	
Season: 36:41	at Vanderbilt (01/23/21)
Career: 36:41	at Vanderbilt (01/23/21)
SEC: 36:41	at Vanderbilt (01/23/21)

* - Granted medical redshirt in 2016-17 due to injury

JALEN TATE CAREER STATISTICS

Year	GP	GS	Min	Avg	FG	FGA	Pct	3FG	3FGA	Pct	FT	FTA	Pct	Off	Def	Tot	Avg	PF	FO	Ast	TO	Blk	Stl	Pts	Avg
2016-17 (NKU)*	8	8	150	18.8	14	34	.418	1	10	.100	8	24	.333	4	12	16	2.0	24	1	13	10	2	7	37	4.6
2017-18 (NKU)	32	31	731	22.8	71	151	.470	6	28	.214	35	55	.634	9	63	72	2.3	102	3	65	37	19	44	183	5.7
2018-19 (NKU)	31	23	837	27.0	159	295	.539	24	59	.407	83	136	.610	30	106	136	4.4	92	1	128	76	21	37	425	13.7
2019-20 (NKU)	22	20	666	30.3	112	231	.485	8	44	.182	73	108	.676	34	84	118	5.4	66	1	79	60	11	41	305	13.9
2020-21 (ARK)	17	17	491	28.9	76	143	.531	18	45	.400	23	37	.622	20	46	66	3.9	50	2	78	48	5	24	193	11.4
TOTAL	110	99	2875	26.1	432	854	.506	57	186	.306	222	360	.617	97	311	408	3.7	334	8	363	231	58	153	1143	10.4

KHALEN "KK" ROBINSON

Fr. | 6 | 6-0 | 175

Little Rock, Ark. | Oak Hill Academy

12

@onekrob2

@khal2n

MADE THE DEPARTMENT'S HONOR ROLL (GPA BETWEEN 3.0-3.49) FOR FALL 2020

Had surgery to repair a one fracture on his right foot on Jan. 10, 2021 ... Will be out for rest of the season (at least four months)

2020-21 HIGHLIGHTS

• Scored 15 in collegiate debut (5-8 FG • 3-5 3PT) with three assists, three rebounds and a steal.

- Born Aug. 7, 2001 in Little Rock
- Parents: Kelvin and Rheagan Robinson
- Consensus 4-star ... 3x first team All-State (2x in Ark. and once in Va.)
- Among incoming Frosh: Rated 36th by 247Sports, 62nd by Rivals and 79th by ESPN
- If he could play with any former Razorback it would be Daniel Gafford

CAREER:	Double-figure Pts:.....	1
	20-pt gms:.....	-
	Gms with a 3PT FG:.....	2
	Gms with 3+ 3PT FG:.....	1
	Gms with 3+ Assists:.....	1

KHALEN ROBINSON 2020-21 GAME STATS																			
Opponent	Date	GS	Min	FG	FGA	Pct	3FG	3A	Pct	FT	FTA	Pct	O	D	Tot	Avg	PF	FO	A
MISSISSIPPI VALLEY	11/25/20	18	5	8	.625	3	5	.600	2	2	1.000	0	2	2	2.0	0	0	3	1
NORTH TEXAS	11/28/20	6	0	1	.000	0	1	.000	2	2	1.000	0	0	0	1.0	1	0	0	0
UT ARLINGTON	12/02/20	13	1	1	1.000	1	1	1.000	0	0	.000	0	0	0	0.7	5	1	1	0
LIPSCOMB	12/05/20	21	2	6	.333	1	3	.333	0	0	.000	0	2	2	1.0	3	0	4	0
SOUTHERN U.	12/09/20	14	0	4	.000	0	2	.000	1	2	.500	0	2	2	1.2	1	0	1	2
CENTRAL ARKANSAS	12/12/20	2	0	0	.000	0	0	.000	0	0	.000	0	0	0	1.0	0	0	0	1
ORAL ROBERTS	12/20/20	2	0	0	.000	0	0	.000	0	0	.000	0	1	1	1.0	2	0	0	1
ABILENE CHRISTIAN	12/22/20	7	1	1	1.000	0	0	.000	1	2	.500	0	1	1	1.0	0	0	1	1
at Auburn	12/30/20	2	0	0	.000	0	0	.000	0	0	.000	0	0	0	0.9	1	0	0	0
MISSOURI	01/02/21	2	0	0	.000	0	0	.000	0	0	.000	0	0	0	0.8	1	0	0	0
at Tennessee	01/06/21	5	0	0	.000	0	0	.000	0	0	.000	0	2	2	0.9	2	0	1	1
GEORGIA	01/09/21	DNP-Inj																	
at LSU	01/13/21	DNP-Inj																	
at Alabama	01/16/21	DNP-Inj																	
AUBURN	01/20/21	DNP-Inj																	
at Vanderbilt	01/23/21	DNP-Inj																	
OLE MISS	01/27/21	DNP-Inj																	
Totals		0	92	9	21	.429	5	12	.417	6	8	.750	0	10	10	0.9	16	1	11

PERSONAL BESTS

POINTS	Season: 15	vs Mississippi Valley State (11/25/20)
SEC: -		
FG MADE	Season: 5	vs Mississippi Valley State (11/25/20)
SEC: -		
FG ATTEMPTED	Season: 8	vs Mississippi Valley State (11/25/20)
SEC: -		
3-POINT FG MADE	Season: 3	vs Mississippi Valley State (11/25/20)
SEC: -		
3-PT FG ATTEMPTS	Season: 5	vs Mississippi Valley State (11/25/20)
SEC: -		
FT MADE	Season: 2 (2x)	last vs North Texas (11/28/20)
SEC: -		
FT ATTEMPTED	Season: 2 (3x)	last vs Southern (12/09/20)
SEC: -		
REBOUNDS	Season: 3	vs Mississippi Valley State (11/25/20)
SEC: 2	at Tennessee (01/06/21)	
ASSISTS	Season: 4	vs Lipscomb (12/05/20)
SEC: 1	at Tennessee (01/06/21)	
STEALS	Season: 1	vs Mississippi Valley State (11/25/20)
SEC: -		
BLOCKED SHOTS	Season: 1	vs Oral Roberts (12/20/20)
SEC: -		
MINUTES	Season: 20:36	vs Mississippi Valley State (11/25/20)
SEC: 4:52	at Tennessee (01/06/21)	

KHALEN ROBINSON CAREER STATISTICS

Year	GP	GS	Min	Avg	FG	FGA	Pct	3FG	3FGA	Pct	FT	FTA	Pct	Off	Def	Tot	Avg	PF	FO	Asst	TO	Blk	Stl	Pts	Avg
2020-21	11	0	92	8.4	9	21	.429	5	12	.417	6	8	.750	0	10	10	0.9	16	1	11	6	1	3	29	2.6

ABAYOMI "BAYBE" IYIOLAR-Jr. / F | 6-9 | 230
Atlanta, Ga. / Stetson Univ.@abosticall
baybe_iyiola

• Had knee (right) surgery in the summer ... Began practicing with the team on Dec. 26.

• Played two seasons at Stetson University, transferring to Arkansas for the 2019-20 season ... Originally from Nigeria but played all four years of high school at Greenforest Academy ... Led the Hatters in both scoring (10.8 avg.) and rebounding (7.6 avg.) in 2018-19 and was named to the 2018 ASUN All-Freshman team.

- Born: Jan. 20, 1998 in Ibadan, Nigeria
- Parents: Son of Lasisi and Alirat Iyiola
- Pronounced **ah-BAH-yum-Mee EE-EE-oh-la ... Goes by Baybe (pronounced Bay-bey)**
- In 2 yrs at Stetson, led the Hatters in scoring 10x and rebounding 38x
- Member of SAAC ... Had knee surgery in summer of 2020 and will be out until Jan. 2021

• 66 rebs to 400
 • Led his team in Pts: 10
 • Led his team in Rebs: 38
 • CAREER: Double-figure Pts: 33
 20-pt gms: 3
 Double-figure Rebs: 14
 Games with 3+ Blks: 3

DOUBLE-DOUBLES (12)

SOPHOMORE (8)
 11/11/18 • at Missouri State 14 pts 11 reb
 11/23/18 • VMI ^ 12 pts 13 reb
 11/26/18 • at Bethune-Cookman ^ 16 pts 10 reb
 12/05/18 • Western Illinois 22 pts 11 reb
 01/27/19 • Lipscomb 12 pts 10 reb
 02/02/19 • Kennesaw State ^ 15 pts 11 reb
 02/05/19 • at Liberty ^ 16 pts 12 reb
 02/26/19 • at North Florida 16 pts 13 reb
 ^ - back-to-back games

FRESHMAN (4)
 11/10/17 • Webber International 21 pts 13 reb
 01/13/18 • USC Upstate 12 pts 11 reb
 02/10/18 • at NJIT 12 pts 11 reb
 02/26/18 • at Lipscomb 18 pts 10 reb

ABAYOMI IYIOLA 2020-21 GAME STATS

Opponent	Date	GS	Min	FG	FGA	Pct	3FG	3A	Pct	FT	FTA	Pct	O	D	Tot	Avg	PF	FO	A	TO	Blk	Stl	Pts	Avg
MISSISSIPPI VALLEY	11/25/20	DNP-Inj																						
NORTH TEXAS	1/28/20	DNP-Inj																						
UT ARLINGTON	12/02/20	DNP-Inj																						
LIPSCOMB	12/05/20	DNP-Inj																						
SOUTHERN U.	12/09/20	DNP-Inj																						
CENTRAL ARKANSAS	12/12/20	DNP-Inj																						
ORAL ROBERTS	12/20/20	DNP-Inj																						
ABILENE CHRISTIAN	12/22/20	DNP-Inj																						
at Auburn	12/30/20	DNP-Inj																						
MISSOURI	01/02/21	DNP-Inj																						
at Tennessee	01/06/21	DNP-Inj																						
GEORGIA	01/09/21	DNP-Inj																						
at LSU	01/13/21	DNP-Inj																						
at Alabama	01/16/21	DNP-Inj																						
AUBURN	01/20/21	DNP-Inj																						
at Vanderbilt	01/23/21	DNP-Inj																						
OLE MISS	01/27/21	DNP-Inj																						
Totals	--																							

PERSONAL BESTS**POINTS**

Season:
 Career: 40 vs Florida Memorial (11/21/18)
 SEC:

FG MADE

Season:
 Career: 16 vs Florida Memorial (11/21/18)
 SEC:

FG ATTEMPTED

Season:
 Career: 23 at NC State (12/22/17)
 SEC:

3-POINT FG MADE

Season:
 Career: 5 (6x) last vs FGCU (03/01/19)
 SEC:

3-PT FG ATTEMPTS

Season:
 Career: 14 vs FGCU (03/01/19)
 SEC:

FT MADE

Season:
 Career: 6 (5x) last at North Florida (01/24/19)
 SEC:

FT ATTEMPTED

Season:
 Career: 9 vs Bethune-Cookman (11/30/17)
 SEC:

REBOUNDS

Season:
 Career: 14 vs Stetson (01/30/19)
 SEC:

ASSISTS

Season:
 Career: 10 at Kennesaw State (01/09/19)
 SEC:

STEALS

Season:
 Career: 5 (2x) at FGCU (02/02/19)
 SEC:

BLOCKED SHOTS

Season:
 Career: 3 (3x) last vs North Florida (02/20/19)
 SEC:

MINUTES

Season:
 Career: 46 vs Gardner-Webb (11/26/17)
 SEC:

ABAYOMI IYIOLA CAREER STATISTICS

Year	GP	GS	Min	Avg	FG	FGA	Pct	3FG	3FGA	Pct	FT	FTA	Pct	Off	Def	Tot	Avg	PF	FO	Ast	TO	Blk	Stl	Pts	Avg
2017-18 (STET)	32	8	616	19.3	139	268	.519	0	3	.000	44	65	.677	77	122	199	6.2	97	3	5	35	21	16	322	10.1
2018-19 (STET)	31	31	709	22.9	135	279	.484	1	8	.125	63	86	.733	85	150	235	7.6	88	3	14	40	37	30	334	10.8
2019-20 - REDSHIRTED																									
2020-21 (ARK)																									
TOTAL	63	39	1325	21.0	274	547	.501	1	11	.091	107	151	.709	162	272	434	6.9	185	6	19	75	58	46	656	10.4



CONNOR VANOVER

R-So. | F | 7-3 | 247

Little Rock, Ark. | California



@Vanover_Connor

@cv_23

23

- Born: June 23, 1999 in Little Rock
- Parents: Chris and Robyn Vanover
- Mother played for UA women's basketball (1986-89) and led team in blocked shots 3x
- Has two older brothers, twins Brandon (7-0) and Justin (7-1)
- Rated the 44th-best "Sit-Out" Transfer in the Nation by ESPN.com

Rated the 44th-best "Sit-Out" Transfer in the Nation by ESPN.com for the 2020-21 season.

• Played one season at Cal ... Averaged 12.8 points and 5.0 rebounds over his final 10 games ... Included in the 10-game span was a career-high 24 points versus Stanford and eight boards against Southern California ... Led the team with 35 blocked shots and shot 35.5 percent from 3-point range (27-of-76).

- Coach Musselman said his play at Auburn in the SEC opener was "his best overall game" ... Also praised for his effort in the win over Ole Miss
- Was just 6-of-6 at the free throw line through eight games but was 6-of-6 at the line in game nine alone (at Auburn).
^ Is perfect 17-of-17 at the line this season
- Had six blocks vs North Texas and five vs Ole Miss — 5th SEC in blocked shots (1.76).
^ On a per 40 minute basis, averages 15.8 pts • 12.8 rebounds • 3.9 blocks
- 10th in the SEC in defensive rebounds (4.53) and 16th in the SEC in overall rebounding (5.7).
- Third on the team with Plus-Minus of +185 AND has team's second-best +21.47 per 40 minutes.

2020-21 HIGHLIGHTS:

• Had a game-high 23 points — one shy of his career high — and tied a then career-high with eight rebounds ... Drained 4-of-5 from 3-point range and added three blocked shots ... 23 pts ties for 3rd-best production by a Razorback in his debut since 1980.

• Only scored six points, but had a **career-high 16 rebounds** and **tied his career-high with six blocked shots** ... Only Razorback on record to have as many as 16 rebounds and six blocked shots in a game ... Only SEC player to have 16 and 6 since in a game since Kentucky's Anthony Davis had 16 and 6 (ironically with just six points too) in the 2012 national championship game.

- Scored 12 points in just 12 minutes versus UT Arlington, making 5-of-6 shots, including 2-of-3 from 3-point range.
- Was just 2-of-8 from the field (all 3-pointers) versus Lipscomb but had a game-high nine rebounds with four blocked shots in just 15 minutes played.
- Only scored three points vs Southern (a 3-pointer) but had nine rebounds (all defensive) with three blocked shots and a **career-high three steals**.
- Had his second career double-digit rebound game with 10 versus Central Arkansas (nine defensive) ... Added nine points and two blocked shots.
- Pumped in 17 points, making 6-of-6 from the free throw line, at Auburn with five rebounds.
- Contributed 12 points and seven rebounds at Tennessee, making 5-of-9 FG and 1-of-3 3PT.
- In the win vs Ole Miss, only scored eight points, but effected the game in many ways ... Had a team-best seven rebounds (only had 10 in previous five games) and blocked five shots (only had five in his previous 10 games) ... **Played all 20 minutes of the second half** and 28:45 for the game (only played 40 total minutes his previous five games including 18 at Vandy).

• Led his team in Pts:.....	2
• Led his team in Rebs:.....	7
• CAREER: Double-figure Pts:.....	11
Double-figure rebs:.....	2
20-pt gms:.....	2
Gms with a 3 PT FG:.....	22
Gms with 3+ 3PT FG:.....	2
Gms with 3+ Blks:.....	9

PERSONAL BESTS

POINTS

Season: 23	vs Mississippi Valley State (11/25/20)
Career: 24	at Stanford (03/07/19)
SEC: 17	at Auburn (12/30/20)

FG MADE

Season: 8	vs Mississippi Valley State (11/25/20)
Career: 9	at Stanford (03/07/19)
SEC: 5	at Auburn (12/30/20)

FG ATTEMPTED

Season: 11 (3x)	last vs Missouri (01/02/21)
Career: 15	vs Washington (02/28/19)
SEC: 11 (2x)	last vs Missouri (01/02/21)

3-POINT FG MADE

Season: 4	vs Mississippi Valley State (11/25/20)
Career: 5	at Stanford (03/07/19)
SEC: 1	at Auburn (12/30/20)

3-PT FG ATTEMPTS

Season: 8	vs Lipscomb (12/05/20)
Career: 8	vs Lipscomb (12/05/20)
SEC: 6	at Auburn (12/30/20)

FT MADE

Season: 6	at Auburn (12/30/20)
Career: 6	at Auburn (12/30/20)
SEC: 6	at Auburn (12/30/20)

FT ATTEMPTED

Season: 6	at Auburn (12/30/20)
Career: 6	at Auburn (12/30/20)
SEC: 6	at Auburn (12/30/20)

REBOUNDS

Season: 16	vs North Texas (11/28/20)
Career: 16	vs North Texas (11/28/20)
SEC: 7	vs Ole Miss (01/27/21)

ASSISTS

Season: 2	vs North Texas (11/28/20)
Career: 2 (2x)	last vs North Texas (11/28/20)
SEC: 1	vs Ole Miss (01/27/21)

STEALS

Season: 3	vs Southern (12/09/20)
Career: 3	vs Southern (12/19/20)
SEC: 2	vs Missouri (01/02/21)

BLOCKED SHOTS

Season: 6	vs North Texas (11/28/20)
Career: 6 (2x)	last vs North Texas (11/28/20)
SEC: 5	vs Ole Miss (01/27/21)

MINUTES

Season: 34:05	vs North Texas (11/28/20)
Career: 34:05	vs North Texas (11/28/20)
SEC: 28:45	at Auburn (12/30/20)

CONNOR VANOVER 2020-21 GAME STATS

Opponent	Date	GS	Min	FG	FGA	Pct	3FG	3A	Pct	FT	FTA	Pct	O	D	Tot	Avg	PF	FO	A	TO	Blk	Stl	Pts	Avg	
MISSISSIPPI VALLEY	11/25/20		19	8	11	.727	4	5	.800	3	3	1.000	3	5	8	8.0	0	0	0	0	3	0	23	23.0	
NORTH TEXAS	11/28/20	*	34	3	4	.750	0	1	.000	0	0	.000	2	14	16	12.0	2	0	2	2	6	0	6	14.5	
UT ARLINGTON	12/02/20	*	12	5	6	.833	2	3	.667	0	0	.000	1	1	2	8.7	1	0	0	0	2	1	12	13.7	
LIPSCOMB	12/05/20	*	15	2	8	.250	2	8	.250	0	0	.000	0	9	9	8.8	0	0	1	0	4	1	6	11.8	
SOUTHERN U.	12/09/20	*	20	1	4	.250	1	3	.333	0	0	.000	0	9	9	8.8	1	0	0	0	3	3	3	10.0	
CENTRAL ARKANSAS	12/12/20	*	27	4	8	.500	1	2	.500	0	0	.000	1	9	10	9.0	1	0	0	1	2	0	9	9.8	
ORAL ROBERTS	12/20/20	*	9	1	5	.200	1	3	.333	0	0	.000	1	2	3	8.1	0	0	0	0	0	0	3	8.9	
ABILENE CHRISTIAN	12/22/20	*	26	2	5	.400	0	2	.000	3	3	1.000	1	3	4	7.6	2	0	2	1	0	0	7	8.6	
at Auburn	12/30/20	*	26	5	11	.455	1	6	.167	6	6	1.000	3	2	5	7.3	3	0	0	0	1	1	17	9.6	
MISSOURI	01/02/21	*	20	0	11	.000	0	5	.000	4	4	1.000	2	5	7	7.3	3	0	2	0	2	2	4	9.0	
at Tennessee	01/06/21	*	27	5	9	.556	1	3	.333	1	1	1.000	2	5	7	7.3	4	0	0	0	1	0	12	9.3	
GEORGIA	01/09/21	*	3	0	0	.000	0	0	.000	0	0	.000	1	1	2	6.8	0	0	0	1	0	0	0	8.5	
at LSU	01/13/21	*	8	1	3	.333	1	2	.500	0	0	.000	1	1	2	6.5	1	0	0	0	0	0	3	8.1	
at Alabama	01/16/21		2	0	0	.000	0	0	.000	0	0	.000	0	0	0	6.0	0	0	0	0	0	0	0	7.5	
AUBURN	01/20/21	*	9	1	3	.333	0	1	.000	0	0	.000	0	3	3	5.8	0	0	0	0	0	0	2	7.1	
at Vanderbilt	01/23/21	*	18	2	3	.667	1	2	.500	0	0	.000	0	3	3	5.6	0	0	1	1	1	0	5	7.0	
OLE MISS	01/27/21	*	29	4	8	.500	0	2	.000	0	0	.000	2	5	7	5.7	3	0	1	1	5	0	8	7.1	
Totals			15	304	44	.99	.444	15	48	.313	17	17	1.000	20	77	97	5.7	21	0	9	7	30	8	120	7.1

CONNOR VANOVER CAREER STATISTICS

Year	GP	GS	Min	Avg	FG	FGA	Pct	3FG	3FGA	Pct	FT	FTA	Pct	Off	Def	Tot	Avg	PF	FO	Ast	TO	Blk	Stl	Pts	Avg
2018-19 (CAL)	28	15	491	17.5	83	177	.469	27	76	.355	16	24	.667	21	62	83	3.0	38	2	5	18	35	7	209	7.5
2019-20 - REDSHIRTED																									
2020-21 (ARK)	17	15	304	17.9	44	99	.444	15	48	.313	17	17	1.000	20	77	97	5.7	21	0	9	7	30	8	120	7.1
TOTAL	45	30	795	17.7	127	276	.460	42	124	.339	33	41	.805	41	139	180	4.0	59	2	14	25	65	15	329	7.3



ETHAN HENDERSON

Jr. | F | 6-8 | 210

Little Rock, Ark. | Parkview Magnet HS

- Has been productive in his limited playing time.
- On a per 40-minute basis, averages 10.2 rebounds and 3.6 blocked shots.
- Of his five field goals made, three are dunks.

2020-21 HIGHLIGHTS:

- Had a productive 1531 minutes played at Alabama with four rebounds and a season-high three blocked shots.

24

@kvng44

@kvng44

- Born: Feb. 14, 2000 in Little Rock
- Parents: Eric and Eileen Henderson
- His ultimate pick-up game would be his team (with Kobe, LeBron, Shaq & Kyrie) vs. Stephen, Magic, Stockton, The Admiral & Kareem.
- If he could play with any former Razorback it would be Scottie Thurman.

- Led the Razorbacks in Rebs:2
- Double-figure Pts:1

ETHAN HENDERSON 2020-21 GAME STATS

Opponent	Date	GS	Min	FG	FGA	Pct	3FG	3A	Pct	FT	FTA	Pct	O	D	Tot	Avg	PF	FO	A	TO	Blk	Stl	Pts	Avg
MISSISSIPPI VALLEY	11/25/20	7	1	1	1.000		0	0	.000	0	0	.000	2	1	3	3.0	1	0	0	0	1	0	2	2.0
NORTH TEXAS	1/28/20	DNP																						
UT ARLINGTON	12/02/20	DNP																						
LIPSCOMB	12/05/20	14	2	3	.667		0	0	.000	0	0	.000	1	3	4	3.5	1	0	0	0	1	0	4	3.0
SOUTHERN U.	12/09/20	5	0	0	.000		0	0	.000	0	0	.000	1	1	2	3.0	0	0	0	0	0	0	0	2.0
CENTRAL ARKANSAS	12/12/20	DNP																						
ORAL ROBERTS	12/20/20	DNP																						
ABILENE CHRISTIAN	12/22/20	DNP																						
at Auburn	12/30/20	1	0	0	.000		0	0	.000	0	0	.000	0	0	0	2.3	1	0	0	0	0	0	0	1.5
MISSOURI	01/02/21	3	0	0	.000		0	0	.000	1	2	.500	0	0	0	1.8	0	0	0	0	0	0	1	1.4
at Tennessee	01/06/21	3	0	0	.000		0	0	.000	0	0	.000	0	0	0	1.5	0	0	0	1	0	0	0	1.2
GEORGIA	01/09/21	2	1	1	1.000		0	0	.000	0	0	.000	1	0	1	1.4	0	0	0	0	0	0	2	1.3
at LSU	01/13/21	3	0	0	.000		0	0	.000	0	0	.000	0	0	0	1.3	1	0	0	0	0	0	0	1.1
at Alabama	01/16/21	15	1	2	.500		0	0	.000	0	0	.000	2	2	4	1.6	1	0	0	1	3	0	2	1.2
AUBURN	01/20/21	2	0	0	.000		0	0	.000	0	0	.000	0	0	0	1.4	1	0	0	0	0	0	0	1.1
at Vanderbilt	01/23/21	DNP																						
OLE MISS	01/27/21	DNP																						
Totals		0	55	5	7	.714	0	0	.000	1	2	.500	7	7	14	1.4	6	0	0	2	5	0	11	1.1

ETHAN HENDERSON CAREER STATISTICS

Year	GP	GS	Min	Avg	FG	FGA	Pct	3FG	3FGA	Pct	FT	FTA	Pct	Off	Def	Tot	Avg	PF	FO	Ass	TO	Blk	Stl	Pts	Avg
2018-19	12	0	51	4.3	5	10	.500	0	0	.000	1	3	.333	3	9	12	1.0	6	0	1	3	2	3	11	0.9
2019-20	20	6	184	9.2	12	21	.571	0	0	.000	7	17	.412	16	30	46	2.3	32	1	4	2	16	4	31	1.6
2020-21	10	0	55	5.5	5	7	.714	0	0	.000	1	2	.500	7	7	14	1.4	6	0	0	2	5	0	11	1.1
TOTAL	42	6	290	6.9	22	38	.579	0	0	.000	9	22	.409	26	46	72	1.7	44	1	5	7	23	7	53	1.3

PERSONAL BESTS

POINTS

Season: 4 vs Lipscomb (12/05/20)
Career: 10 vs LSU (03/04/20)
SEC: 10 vs LSU (03/04/20)

FG MADE

Season: 2 vs Lipscomb (12/05/20)
Career: 3 (3x) last vs LSU (03/04/20)
SEC: 3 (2x) last vs LSU (03/04/20)

FG ATTEMPTED

Season: 3 vs Lipscomb (12/05/20)
Career: 6 at Providence (03/19/19)
SEC: 4 at Florida (02/18/20)

3-POINT FG MADE

Career: ---

3-PT FG ATTEMPTS

Career: ---

FT MADE

Season: 1 vs Missouri (01/02/21)
Career: 4 vs LSU (03/04/20)
SEC: 4 vs LSU (03/04/20)

FT ATTEMPTED

Season: 3 vs Missouri (01/02/21)
Career: 9 vs LSU (03/04/20)
SEC: 9 vs LSU (03/04/20)

REBOUNDS

Season: 4 (2x) last at Alabama (01/16/21)
Career: 9 vs Tennessee (02/26/20)
SEC: 9 vs Tennessee (02/26/20)

ASSISTS

Season: -
Career: 2 at Texas A&M (03/07/20)
SEC: 2 at Texas A&M (03/07/20)

STEALS

Season: -
Career: 2 at Tennessee (01/15/19)
SEC: 2 at Tennessee (01/15/19)

BLOCKED SHOTS

Season: 3 at Alabama (01/16/21)
Career: 4 at Texas A&M (03/07/20)
SEC: 4 at Texas A&M (03/07/20)

MINUTES

Season: 15:31 at Alabama (01/16/21)
Career: 29:53 vs Tennessee (02/26/20)
SEC: 29:53 vs Tennessee (02/26/20)

ARKANSAS RAZORBACKS

2020-21 COMBINED REPORT

RECORD:	OVERALL	HOME	AWAY	NEUTRAL
ALL GAMES	13-4	11-1	2-3	0-0
CONFERENCE	5-4	3-1	2-3	0-0
NON-CONFERENCE	8-0	8-0	0-0	0-0

#	Player	GP	GS	Min	Avg	• TOTAL •			• 3-PTS •			• REBOUNDS •				PF		FO				A				TO				Blk				Stl				Pts		Avg																																																																																																																																																																																																																																																																																																																																																																																																																																																																																																																																																																																																																																																																																																																																																																																																																																	
						FG	FGA	Pct	3FG	FGA	Pct	FT	FTA	Pct	Off																											Def	Tot	Avg																																																																																																																																																																																																																																																																																																																																																																																																																																																																																																																																																																																																																																																																																																																																																																																																																													
5	Moses Moody	17	17	545	32.1	91	204	.446	29	81	.358	71	88	.807	40	56	96	5.6	38	0	29	25	10	18	282	16.6																																																																																																																																																																																																																																																																																																																																																																																																																																																																																																																																																																																																																																																																																																																																																																																																																																															
1	JD Notae	17	1	378	22.2	76	195	.390	32	96	.333	54	69	.783	9	46	55	3.2	30	1	33	35	8	20	238	14.0																																																																																																																																																																																																																																																																																																																																																																																																																																																																																																																																																																																																																																																																																																																																																																																																																																															
3	Desi Sills	17	14	455	26.8	67	145	.462	19	57	.333	43	60	.717	16	44	60	3.5	37	0	33	21	4	25	196	11.5																																																																																																																																																																																																																																																																																																																																																																																																																																																																																																																																																																																																																																																																																																																																																																																																																																															
11	Jalen Tate	17	17	491	28.9	76	143	.531	18	45	.400	23	37	.622	20	46	66	3.9	50	2	78	48	5	24	193	11.4																																																																																																																																																																																																																																																																																																																																																																																																																																																																																																																																																																																																																																																																																																																																																																																																																																															
0	Justin Smith	13	13	340	26.2	58	125	.464	3	14	.214	22	38	.579	42	41	83	6.4	24	0	16	21	7	12	141	10.8																																																																																																																																																																																																																																																																																																																																																																																																																																																																																																																																																																																																																																																																																																																																																																																																																																															
23	Connor Vanover	17	15	304	17.9	44	99	.444	15	48	.313	17	17	1.000	20	77	97	5.7	21	0	9	7	30	8	120	7.1																																																																																																																																																																																																																																																																																																																																																																																																																																																																																																																																																																																																																																																																																																																																																																																																																																															
4	Davonte Davis	15	3	252	16.8	40	78	.513	2	5	.400	10	16	.625	17	32	49	3.3	29	0	21	20	2	16	92	6.1																																																																																																																																																																																																																																																																																																																																																																																																																																																																																																																																																																																																																																																																																																																																																																																																																																															
2	Vance Jackson Jr.	17	3	259	15.2	29	80	.363	19	52	.365	8	14	.571	10	39	49	2.9	15	0	16	11	2	7	85	5.0																																																																																																																																																																																																																																																																																																																																																																																																																																																																																																																																																																																																																																																																																																																																																																																																																																															
10	Jaylin Williams	15	2	215	14.3	17	30	.567	5	13	.385	8	10	.800	18	46	64	4.3	26	1	11	17	12	8	47	3.1																																																																																																																																																																																																																																																																																																																																																																																																																																																																																																																																																																																																																																																																																																																																																																																																																																															
12	Khalen Robinson	11	0	92	8.4	9	21	.429	5	12	.417	6	8	.750	0	10	10	0.9	16	1	11	6	1	3	29	2.6																																																																																																																																																																																																																																																																																																																																																																																																																																																																																																																																																																																																																																																																																																																																																																																																																																															
24	Ethan Henderson	10	0	55	5.5	5	7	.714	0	0	.000	1	2	.500	7	7	14	1.4	6	0	0	2	5	0	11	1.1																																																																																																																																																																																																																																																																																																																																																																																																																																																																																																																																																																																																																																																																																																																																																																																																																																															
33	Bryson Morehead	3	0	2	0.7	0	1	.000	0	1	.000	0	0	.000	0	0	0	0.0	0	0	0	0	0	0	0	0.0																																																																																																																																																																																																																																																																																																																																																																																																																																																																																																																																																																																																																																																																																																																																																																																																																																															
13	Emeka Obukwelu	4	0	7	1.8	0	1	.000	0	1	.000	0	0	.000	0	1	1	0.3	0	0	1	0	0	0	0	0.0																																																																																																																																																																																																																																																																																																																																																																																																																																																																																																																																																																																																																																																																																																																																																																																																																																															
14	Brandon Kimble	4	0	5	1.3	0	0	.000	0	0	.000	0	0	.000	0	1	1	0.3	0	0	0	1	0	0	0	0.0																																																																																																																																																																																																																																																																																																																																																																																																																																																																																																																																																																																																																																																																																																																																																																																																																																															
TEAM.....																																																																																																																																																																																																																																																																																																																																																																																																																																																																																																																																																																																																																																																																																																																																																																																																																																																																									

Team Statistics	ARK	OPP
SCORING	1434	1192
Points per game	84.4	70.1
Scoring margin	+14.2	-
FIELD GOALS-ATT	512-1129	427-1027
Field goal pct	.453	.416
3 POINT FG-ATT	147-425	116-383
3-point FG pct	.346	.303
3-pt FG made per game	8.6	6.8
FREE THROWS-ATT	263-359	222-321
Free throw pct	.733	.692
F-Throws made per game	15.5	13.1
REBOUNDS	707	593
Rebounds per game	41.6	34.9
Rebounding margin	+6.7	-
ASSISTS	258	195
Assists per game	15.2	11.5
TURNOVERS	219	252
Turnovers per game	12.9	14.8
Turnover margin	+1.9	-
Assist/turnover ratio	1.2	0.8
STEALS	141	113
Steals per game	8.3	6.6
BLOCKS	86	62
Blocks per game	5.1	3.6
ATTENDANCE	50822	10693
Home games-Avg/Game	12-4235	5-2139
Neutral site-Avg/Game	-	0-0

SCORE BY PERIODS:	1st	2nd	OT	Total
Arkansas	672	762	-	1434
Opponents	580	612	-	1192

Date	Opponent	Result	Score	Attend
11/25/20	MISSISSIPPI VALLEY	W	142-62	# 4400
11/28/20	NORTH TEXAS	W	69-54	# 4400
12/02/20	UT ARLINGTON	W	72-60	# 4400
12/05/20	LIPSCOMB	W	86-50	4266
12/09/20	SOUTHERN U.	W	79-44	3256
12/12/20	CENTRAL ARKANSAS	W	100-75	4189
12/20/20	ORAL ROBERTS	W	87-76	4201
12/22/20	ABILENE CHRISTIAN	W	85-72	4110
* 12/30/20	at Auburn	W	97-85	1824
* 01/02/21	MISSOURI	L	68-81	# 4400
* 01/06/21	at Tennessee	L	74-79	4191
* 01/09/21	GEORGIA	W	99-69	# 4400
* 01/13/21	at LSU	L	76-92	2540
* 01/16/21	at Alabama	L	59-90	2055
* 01/20/21	AUBURN	W	75-73	# 4400
* 01/23/21	at Vanderbilt	W	92-71	83
* 01/27/21	OLE MISS	W	74-59	# 4400

* = SEC game % = SEC/Big 12 Challenge
 ^ = SEC Tournament (Nashville, Tenn.)
 # - Sellout

FALL ACADEMIC HONORS

AD's Honor Roll (3.50-3.99)

Justin Smith
Moses Moody

Departmental Honor Roll (3.00-3.49)

Brandon Kimble Emeka Obukwelu
Davonte Davis Jaylin Williams
Desi Sills Khaleen Robinson

ARKANSAS RAZORBACKS

2020-21 SEASON RESULTS & LEADERS

RECORD:	OVERALL	HOME	AWAY	NEUTRAL
ALL GAMES	13-4	11-1	2-3	0-0
CONFERENCE	5-4	3-1	2-3	0-0
NON-CONFERENCE	8-0	8-0	0-0	0-0

DATE	TIME (CT)	OPPONENT	TV	R E S U L T	ATTEND	RECORD	(SEC)	HIGH POINTS	HIGH REBOUNDS
11/25/20	6:30 pm	MISSISSIPPI VALLEY	SEC Network Plus	W 142-62	# 4400	1-0	--	(23)Connor Vanover	(10)Jaylin Williams
11/28/20	6:30 pm	NORTH TEXAS	SEC Network Plus	W 69-54	# 4400	2-0	--	(18)Justin Smith	(16)Connor Vanover
12/02/20	8:00 pm	UT ARLINGTON	SEC Network	W 72-60	# 4400	3-0	--	(24)Moses Moody	(9)Moses Moody (9)Justin Smith
12/05/20	4:00 pm	LIPSCOMB	SEC Network	W 86-50	4266	4-0	--	(18)Moses Moody	(9)Connor Vanover
12/09/20	7:00 pm	+ SOUTHERN U.	SEC Network Plus	W 79-44	3256	5-0	--	(14)Davonte Davis	(9)Connor Vanover
12/12/20	7:00 pm	CENTRAL ARKANSAS	SEC Network Alternate	W 100-75	4189	6-0	--	(22)JD Notae	(10)Connor Vanover
12/20/20	1:00 pm	ORAL ROBERTS	SEC Network	W 87-76	4201	7-0	--	(22)Justin Smith	(17)Justin Smith
12/22/20	4:00 pm	ABILENE CHRISTIAN	SEC Network	W 85-72	4110	8-0	--	(21)Moses Moody	(10)Justin Smith
12/30/20	6:00 pm	* at Auburn	ESPN2	W 97-85	1824	9-0	1-0	(23)Desi Sills	(6)Desi Sills (6)Moses Moody
01/02/21	11:00 am	* #12/12 MISSOURI	CBS	68-81 L	# 4400	9-1	1-1	(19)JD Notae	(10)Moses Moody
01/06/21	7:00 pm	* at #9/8 Tennessee	ESPN2	74-79 L	4191	9-2	1-2	(19)JD Notae	(9)Vance Jackson Jr.
01/09/21	2:30 pm	* GEORGIA	SEC Network	W 99-69	# 4400	10-2	2-2	(25)Moses Moody	(9)Jaylin Williams
01/13/21	6:00 pm	* at LSU	ESPN2	76-92 L	2540	10-3	2-3	(22)JD Notae	(10)Jaylin Williams
01/16/21	2:30 pm	* at Alabama	SEC Network	59-90 L	2055	10-4	2-4	(28)Moses Moody	(9)Moses Moody
01/20/21	8:00 pm	* AUBURN	SEC Network	W 75-73	# 4400	11-4	3-4	(22)Desi Sills	(7)Jaylin Williams
01/23/21	12:00 pm	* at Vanderbilt	SEC Network	W 92-71	83	12-4	4-4	(26)Moses Moody	(8)Moses Moody
01/27/21	7:30 pm	* OLE MISS	SEC Network	W 74-59	# 4400	13-4	5-4	(19)JD Notae	(7)Connor Vanover

Home Games in CAPS | * - Southeastern Conference game | % - Big 12/SEC Challenge | ^ - SEC Tournament (Nashville, Tenn. - Bridgestone Arena)

+ - game was added after Tulsa game (Dec. 10) was canceled due to Tulsa's COVID-19 protocols

- sellout due COVID-19 protocols, arena has limited capacity requirements

ATTENDANCE SUMMARY	GAMES	TOTALS	AVG/GAME
HOME	12	50822	4235
AWAY	5	10693	2139
NEUTRAL	0	0	0
TOTAL	17	61515	3619

ARKANSAS RAZORBACKS

2020-21 SEASON STATISTICS • ALL GAMES

RECORD:	OVERALL	HOME	AWAY	NEUTRAL
ALL GAMES	13-4	11-1	2-3	0-0
CONFERENCE	5-4	3-1	2-3	0-0
NON-CONFERENCE	8-0	8-0	0-0	0-0

##	Player	GP	GS	Min	Avg	• TOTAL •			• 3-PTS •			• REBOUNDS •			PFFO	A	TO	Blk	St	Pts	Avg
						FG	FGA	Pct	3FG	FGA	Pct	FT	FTA	Pct	Off	Def	Tot	Avg			
5	Moses Moody	17	17	545	32.1	91	204	.446	29	81	.358	71	88	.807	40	56	96	5.6	38	0	29
1	JD Notae	17	1	378	22.2	76	195	.390	32	96	.333	54	69	.783	9	46	55	3.2	30	1	33
3	Desi Sills	17	14	455	26.8	67	145	.462	19	57	.333	43	60	.717	16	44	60	3.5	37	0	33
11	Jalen Tate	17	17	491	28.9	76	143	.531	18	45	.400	23	37	.622	20	46	66	3.9	50	2	78
0	Justin Smith	13	13	340	26.2	58	125	.464	3	14	.214	22	38	.579	42	41	83	6.4	24	0	16
23	Connor Vanover	17	15	304	17.9	44	99	.444	15	48	.313	17	17	1.000	20	77	97	5.7	21	0	9
4	Davonte Davis	15	3	252	16.8	40	78	.513	2	5	.400	10	16	.625	17	32	49	3.3	29	0	21
2	Vance Jackson Jr.	17	3	259	15.2	29	80	.363	19	52	.365	8	14	.571	10	39	49	2.9	15	0	16
10	Jaylin Williams	15	2	215	14.3	17	30	.567	5	13	.385	8	10	.800	18	46	64	4.3	26	1	11
12	Khalen Robinson	11	0	92	8.4	9	21	.429	5	12	.417	6	8	.750	0	10	10	0.9	16	1	11
24	Ethan Henderson	10	0	55	5.5	5	7	.714	0	0	.000	1	2	.500	7	7	14	1.4	6	0	0
33	Bryson Morehead	3	0	2	0.7	0	1	.000	0	1	.000	0	0	.000	0	0	0	0.0	0	0	0
13	Emeka Obukwelu	4	0	7	1.8	0	1	.000	0	1	.000	0	0	.000	0	1	1	0.3	0	0	1
14	Brandon Kimble	4	0	5	1.3	0	0	.000	0	0	.000	0	0	.000	0	1	1	0.3	0	0	0
TEAM.....															26	36	62	3.6	0		5
Arkansas.....				17		512	1129	.453	147	425	.346	263	359	.733	225	482	707	41.6	292	5	258
Opponents.....				17		427	1027	.416	116	383	.303	222	321	.692	156	437	593	34.9	314	4	195

SCORE BY PERIODS:	1st	2nd	Total
Arkansas	672	762	1434
Opponents	580	612	1192

DEADBALL REBOUNDS:	OFF	DEF	TOTAL
Arkansas	43	12	55
Opponents	49	8	57

ARKANSAS RAZORBACKS

2020-21 STATISTICS • SEC GAMES ONLY

RECORD:	OVERALL	HOME	AWAY
SEC ONLY	5-4	3-1	2-3

##	Player	GP	GS	Min	Avg	• TOTAL •			• 3-PTS •			• REBOUNDS •			PFFO	A	TO	Blk	St	Pts	Avg
						FG	FGA	Pct	3FG	FGA	Pct	FT	FTA	Pct	Off	Def	Tot	Avg			
5	Moses Moody	9	9	310	34.4	48	120	.400	14	45	.311	37	45	.822	21	30	51	5.7	25	0	14
1	JD Notae	9	1	203	22.6	38	103	.369	16	43	.372	32	40	.800	4	23	27	3.0	12	0	11
11	Jalen Tate	9	9	282	31.3	44	80	.550	11	27	.407	15	25	.600	5	24	29	3.2	30	2	41
3	Desi Sills	9	6	244	27.1	30	75	.400	8	28	.286	24	32	.750	8	21	29	3.2	22	0	13
0	Justin Smith	5	5	113	22.6	18	34	.529	1	1	1.000	4	8	.500	12	11	23	4.6	8	0	8
4	Davonte Davis	9	3	188	20.9	31	60	.517	1	3	.333	6	12	.500	11	22	33	3.7	20	0	14
23	Connor Vanover	9	8	142	15.8	18	48	.375	4	21	.190	11	11	1.000	11	25	36	4.0	14	0	4
2	Vance Jackson Jr.	9	2	133	14.8	14	39	.359	10	23	.435	3	7	.429	4	21	25	2.8	8	0	7
10	Jaylin Williams	9	2	146	16.2	12	19	.632	2	5	.400	4	4	1.000	12	27	39	4.3	21	1	9
24	Ethan Henderson	7	0	29	4.1	2	3	.667	0	0	.000	1	2	.500	3	2	5	0.7	4	0	0
12	Khalen Robinson	3	0	9	3.0	0	0	.000	0	0	.000	0	0	.000	0	2	2	0.7	4	0	1
33	Bryson Morehead	1	0	0	0.0	0	0	.000	0	0	.000	0	0	.000	0	0	0	0.0	0	0	0
13	Emeka Obukwelu	1	0	0	0.0	0	0	.000	0	0	.000	0	0	.000	0	0	0	0.0	0	0	0
14	Brandon Kimble	1	0	1	1.0	0	0	.000	0	0	.000	0	0	.000	0	0	0	0.0	0	0	0
TEAM.....															17	18	35	3.9	0		4
Razorbacks.....				9		255	581	.439	67	196	.342	137	186	.737	108	226	334	37.1	168	3	122
Opponents.....				9		247	530	.466	66	201	.328	139	198	.702	84	242	326	36.2	168	1	114

SCORE BY PERIODS:	1st	2nd	Total
Arkansas	323	391	714
Opponents	340	359	699

DEADBALL REBOUNDS:	OFF	DEF	TOTAL
Arkansas	22	3	25
Opponents	29	3	32

2020-21 RAZORBACK GAME-BY-GAME STATISTICS

Opponent	Date	Score	W/L	• TOTAL •			• 3-PTRS •			• REBOUNDS •				PF						Pts	Avg		
				FG	FGA	Pct	3FG	FGA	Pct	FT	FTA	Pct	Off		Def	Tot	Avg	A	TO			Blk	Stl
MISSISSIPPI VALLEY	11/25/20	142-62	W	48	86	.558	20	40	.500	26	33	.788	20	38	58	58.0	12	26	7	4	11	142	142.0
NORTH TEXAS	11/28/20	69-54	W	23	55	.418	6	22	.273	17	26	.654	12	28	40	49.0	14	10	16	8	9	69	105.5
UT ARLINGTON	12/02/20	72-60	W	25	62	.403	7	21	.333	15	19	.789	17	26	43	47.0	16	12	11	4	8	72	94.3
LIPSCOMB	12/05/20	86-50	W	33	66	.500	11	34	.324	9	12	.750	10	44	54	48.8	21	17	12	7	4	86	92.2
SOUTHERN U.	12/09/20	79-44	W	30	67	.448	11	33	.333	8	17	.471	13	33	46	48.2	10	16	12	8	8	79	89.6
CENTRAL ARKANSAS	12/12/20	100-75	W	40	76	.526	12	30	.400	8	9	.889	7	28	35	46.0	15	26	8	8	10	100	91.3
ORAL ROBERTS	12/20/20	87-76	W	32	77	.416	4	24	.167	19	27	.704	24	34	58	47.7	18	14	15	7	8	87	90.7
ABILENE CHRISTIAN	12/22/20	85-72	W	26	59	.441	9	25	.360	24	30	.800	14	25	39	46.6	18	15	13	5	6	85	90.0
at Auburn	12/30/20	97-85	W	32	65	.492	9	28	.321	24	31	.774	13	21	34	45.2	16	13	10	4	13	97	90.8
MISSOURI	01/02/21	68-81	L	19	71	.268	7	28	.250	23	34	.676	16	20	36	44.3	26	7	9	5	13	68	88.5
at Tennessee	01/06/21	74-79	L	29	55	.527	8	20	.400	8	10	.800	6	31	37	43.6	22	12	20	2	2	74	87.2
GEORGIA	01/09/21	99-69	W	36	69	.522	12	21	.571	15	18	.833	11	29	40	43.3	18	24	14	1	7	99	88.2
at LSU	01/13/21	76-92	L	26	76	.342	8	31	.258	16	20	.800	17	22	39	43.0	20	8	15	2	10	76	87.2
at Alabama	01/16/21	59-90	L	21	63	.333	4	17	.235	13	18	.722	10	26	36	42.5	15	8	18	5	9	59	85.2
AUBURN	01/20/21	75-73	W	30	65	.462	4	15	.267	11	15	.733	13	23	36	42.1	20	16	16	5	8	75	84.5
at Vanderbilt	01/23/21	92-71	W	36	63	.571	8	19	.421	12	19	.632	11	28	39	41.9	15	22	11	5	9	92	85.0
OLE MISS	01/27/21	74-59	W	26	54	.481	7	17	.412	15	21	.714	11	26	37	41.6	16	12	12	6	6	74	84.4
Arkansas		1434		512	1129	.453	147	425	.346	263	359	.733	225	482	707	41.6	292	258	219	86	141	1434	84.4
Opponents		1192		427	1027	.416	116	383	.303	222	321	.692	156	437	593	34.9	314	195	252	62	113	1192	70.1

Games played: 17

Points/game: 84.4

FG Pct: 45.3

3FG Pct: 34.6

FT Pct: 73.3

Rebounds/game: 41.6

Assists/game: 15.2

Turnovers/game: 12.9

Assist/turnover ratio: 1.2

Steals/game: 8.3

Blocks/game: 5.1

2020-21 OPPONENT GAME-BY-GAME STATISTICS

				• TOTAL •			• 3-PTRS •						• REBOUNDS •										
Opponent	Date	Score	W/L	FG	FGA	Pct	3FG	FGA	Pct	FT	FTA	Pct	Off	Def	Tot	Avg	PF	A	TO	Blk	Stl	Pts	Avg
MISSISSIPPI VALLEY	11/25/20	142-62	W	23	72	.319	13	39	.333	3	6	.500	11	22	33	33.0	26	12	21	6	3	62	62.0
NORTH TEXAS	11/28/20	69-54	W	21	58	.362	2	13	.154	10	13	.769	10	26	36	34.5	17	10	16	2	5	54	58.0
UT ARLINGTON	12/02/20	72-60	W	21	54	.389	7	19	.368	11	16	.688	10	20	30	33.0	18	7	13	3	7	60	58.7
LIPSCOMB	12/05/20	86-50	W	15	59	.254	5	21	.238	15	27	.556	8	24	32	32.8	11	9	7	0	7	50	56.5
SOUTHERN U.	12/09/20	79-44	W	18	63	.286	1	13	.077	7	10	.700	10	29	39	34.0	21	5	15	0	6	44	54.0
CENTRAL ARKANSAS	12/12/20	100-75	W	28	66	.424	9	26	.346	10	12	.833	8	29	37	34.5	12	14	14	1	5	75	57.5
ORAL ROBERTS	12/20/20	87-76	W	25	64	.391	8	29	.276	18	24	.750	7	25	32	34.1	22	11	13	7	10	76	60.1
ABILENE CHRISTIAN	12/22/20	85-72	W	29	61	.475	5	22	.227	9	15	.600	8	20	28	33.4	19	13	12	4	3	72	61.6
at Auburn	12/30/20	97-85	W	28	54	.519	15	29	.517	14	24	.583	11	23	34	33.4	20	18	19	5	6	85	64.2
MISSOURI	01/02/21	68-81	L	24	51	.471	5	19	.263	28	39	.718	10	41	51	35.2	29	14	21	1	3	81	65.9
at Tennessee	01/06/21	74-79	L	27	60	.450	5	18	.278	20	26	.769	6	22	28	34.5	12	13	5	9	10	79	67.1
GEORGIA	01/09/21	99-69	W	27	63	.429	5	19	.263	10	13	.769	7	23	30	34.2	19	11	21	0	5	69	67.2
at LSU	01/13/21	76-92	L	34	65	.523	7	19	.368	17	24	.708	14	34	48	35.2	20	10	19	3	7	92	69.2
at Alabama	01/16/21	59-90	L	31	64	.484	15	36	.417	13	17	.765	9	34	43	35.8	16	18	14	4	12	90	70.6
AUBURN	01/20/21	75-73	W	25	58	.431	7	23	.304	16	24	.667	11	23	34	35.7	18	10	17	9	7	73	70.8
at Vanderbilt	01/23/21	92-71	W	26	58	.448	6	22	.273	13	19	.684	8	21	29	35.2	15	11	16	2	9	71	70.8
OLE MISS	01/27/21	74-59	W	25	57	.439	1	16	.063	8	12	.667	8	21	29	34.9	19	9	9	6	8	59	70.1
Opponents		1192		427	1027	.416	116	383	.303	222	321	.692	156	437	593	34.9	314	195	252	62	113	1192	70.1
Arkansas		1434		512	1129	.453	147	425	.346	263	359	.733	225	482	707	41.6	292	258	219	86	141	1434	84.4

Games played: 17

Points/game: 70.1

FG Pct: 41.6

3FG Pct: 30.3

FT Pct: 69.2

Rebounds/game: 34.9

Assists/game: 11.5

Turnovers/game: 14.8

Assist/turnover ratio: 0.8

Steals/game: 6.6

Blocks/game: 3.6

ARKANSAS RAZORBACKS

2020-21 GAME-BY-GAME POINTS-ASSISTS-REBOUNDS

				0	1	2	3	4	5	10	11	12	13	14	22	23	24	33
Opponent	Date	Score	WL	Smith	Notae	Jackson	Sills	Davis	Moody	Williams	Tate	Robinson	Obukwelu	Kimble	Iyola	Vanover	Henderson	Morehead
MVSU	11/25/20	142-62	W	13-4-2	13-5-7	15-7-0	19-2-2	5-3-2	16-3-2	9-10-1	12-5-6	15-2-3	0-1-1	0-1-0	DNP-Inj	23-8-0	2-3-0	0-0-0
UNT	11/28/20	69-54	W	18-6-1	16-6-3	0-0-0	14-3-1	DNP	11-2-1	DNP	2-4-2	2-0-0	DNP	DNP	DNP-Inj	6-16-2	DNP	DNP
UTA	12/02/20	72-60	W	11-9-2	5-2-1	0-5-1	3-3-2	DNP	24-9-1	0-3-0	14-6-4	3-0-1	DNP	DNP	DNP-Inj	12-2-0	DNP	DNP
LIPS	12/05/20	86-50	W	9-6-0	12-4-1	10-3-1	6-4-2	4-3-1	18-8-3	6-7-1	6-4-3	5-2-4	0-0-0	0-0-0	DNP-Inj	6-9-1	4-4-0	DNP
SU	12/09/20	79-44	W	11-4-2	12-2-0	3-2-2	11-3-5	14-7-2	12-5-2	0-2-0	12-4-2	1-2-1	0-0-0	0-0-0	DNP-Inj	3-9-0	0-2-0	0-0-0
UCA	12/12/20	100-75	W	12-4-1	22-2-6	6-0-1	17-3-4	0-1-0	15-7-3	2-2-0	17-1-11	0-0-0	DNP	DNP	DNP-Inj	9-10-0	DNP	DNP
ORU	12/20/20	87-76	W	22-17-0	15-5-3	5-4-2	16-10-2	0-1-2	18-7-1	DNP	8-6-4	0-1-0	DNP	DNP	DNP-Inj	3-3-0	DNP	DNP
ACU	12/22/20	85-72	W	4-10-0	19-2-1	5-3-2	18-3-2	0-1-0	21-4-2	0-1-0	8-7-5	3-1-1	DNP	DNP	DNP-Inj	7-4-2	DNP	DNP
at AUB	12/30/20	97-85	W	4-4-1	21-3-2	0-2-1	23-6-2	4-1-1	16-6-1	0-2-1	12-3-4	0-0-0	DNP	DNP	DNP-Inj	17-5-0	0-0-0	DNP
MIZZOU	01/02/21	68-81	L	DNP-Inj	19-3-1	0-0-0	6-4-2	4-4-0	18-10-1	8-3-0	8-1-1	0-0-0	DNP	DNP	DNP-Inj	4-7-2	1-0-0	DNP
at UT	01/06/21	74-79	L	DNP-Inj	19-4-3	14-9-1	0-2-0	2-0-0	6-2-1	6-2-0	15-5-6	0-2-1	DNP	DNP	DNP-Inj	12-7-0	0-0-0	DNP
UGA	01/09/21	99-69	W	DNP-Inj	12-0-0	15-2-2	8-5-2	20-7-6	25-4-2	2-9-2	15-4-10	DNP-Inj	0-0-0	0-0-0	DNP-Inj	0-2-0	2-1-0	0-0-0
at LSU	01/13/21	76-92	L	DNP-Inj	22-5-1	2-7-1	14-4-0	4-3-2	18-6-2	7-10-1	6-1-1	DNP-Inj	DNP	DNP	DNP-Inj	3-2-0	0-0-0	DNP
at BAMA	01/16/21	59-90	L	5-1-1	5-1-0	1-2-0	3-2-1	5-6-1	28-9-1	0-2-1	10-4-3	DNP-Inj	DNP	DNP	DNP-Inj	0-0-0	2-4-0	DNP
AUB	01/20/21	75-73	W	10-5-2	2-1-0	3-0-1	22-3-2	10-4-2	5-5-2	7-7-2	14-4-5	DNP-Inj	DNP	DNP	DNP-Inj	2-3-0	0-0-0	DNP
at VANDY	01/23/21	92-71	W	12-7-2	5-5-2	6-3-1	7-3-4	6-2-1	26-8-2	0-1-1	25-5-8	DNP-Inj	DNP	DNP	DNP-Inj	5-3-1	DNP	DNP
OM	01/27/21	74-59	W	10-6-2	19-5-2	0-0-0	9-0-0	14-6-1	5-1-2	0-3-1	9-2-3	DNP-Inj	DNP	—	DNP-Inj	8-7-1	DNP	DNP

ARKANSAS RAZORBACKS

2020-21 STARTING LINEUPS

Date	Opponent						1st SUB(S)	Outcome	RECORD BY LINEUP:						RECORD BY STARTER		
Nov. 25	Miss Valley St	Tate	Sills	Moody	Smith	Jackson	Notae / Williams	W, 142-62	Tate	Sills	Moody	Smith	Jackson	1-0	Tate	17	13-4
Nov. 28	North Texas	Tate	Sills	Moody	Smith	Vanover	Robinson	W, 69-54	Tate	Sills	Moody	Smith	Vanover	10-0	Sills	14	11-3
Dec. 2	UT Arlington	Tate	Sills	Moody	Smith	Vanover	Jackson	W, 72-60	Tate	Sills	Moody	Davis	Vanover	0-1	Moody	17	13-4
Dec. 5	Lipscomb	Tate	Sills	Moody	Smith	Vanover	Williams	W, 86-50	Tate	Sills	Moody	Williams	Vanover	0-1	Smith	13	12-1
Dec. 9	Southern	Tate	Sills	Moody	Smith	Vanover	Notae	W, 79-44	Tate	Davis	Moody	Jackson	Vanover	2-0	Vanover	15	12-3
Dec. 12	Central Arkansas	Tate	Sills	Moody	Smith	Vanover	Notae	W, 100-75	Tate	Sills	Moody	Smith	Williams	0-1	Jackson	4	2-2
Dec. 20	Oral Roberts	Tate	Sills	Moody	Smith	Vanover	Notae	W, 87-76	Tate	Notae	Moody	Smith	Vanover	1-0	Davis	2	1-1
Dec. 22	Abilene Christian	Tate	Sills	Moody	Smith	Vanover	Notae	W, 85-72							Williams	2	0-2
Dec. 30	at Auburn	Tate	Sills	Moody	Smith	Vanover	Notae	W, 97-85							Notae	1	1-0
Jan. 2	Missouri	Tate	Sills	Moody	Davis	Vanover	Notae / Williams	L, 68-81							RECORD BY 1ST SUB		
Jan. 6	at Tennessee	Tate	Sills	Moody	Williams	Vanover	Jackson	L, 74-79							(including ties)		
Jan. 9	Georgia	Tate	Davis	Moody	Jackson	Vanover	Williams	W, 99-69							Notae	7	6-1
Jan. 13	at LSU	Tate	Davis	Moody	Jackson	Vanover	Sills	L, 76-92							Williams	6	5-1
Jan. 16	at Alabama	Tate	Sills	Moody	Smith	Williams	Jackson	L, 59-90							Jackson	3	1-2
Jan. 20	Auburn	Tate	Notae	Moody	Smith	Vanover	Davis	W, 75-73							Davis	3	3-0
Jan. 23	at Vanderbilt	Tate	Sills	Moody	Smith	Vanover	Williams / Davis	W, 92-71							Sills	1	0-1
Jan. 27	Ole Miss	Tate	Sills	Moody	Smith	Vanover	Davis / Williams	W, 74-59							Robinson	1	1-0

ARKANSAS RAZORBACKS

2020-21 SPECIALTY STATS (ARKANSAS/OPPONENT)

Opponent	Pts in Paint	Pts Off TO	2nd Chance	Fast Break	Bench	Ties	Lead Chng	Ark Largest Lead	Best Ark Run	Opp Largest Lead	Best Opp Run	Ark Led	Opp Led	Gm Tied
MISS VALLEY ST	56 / 16	43 / 5	32 / 9	24 / 15	67 / 17	0	2	80 2:08 2nd	28-0	1 19:20 1st	8-0	37:56	1:54	0:10
NORTH TEXAS	26 / 34	20 / 11	14 / 4	14 / 12	18 / 18	3	0	20 16:11 2nd	10-0	- - -	9-0	36:51	-	3:09
UT ARLINGTON	28 / 14	20 / 10	21 / 6	11 / 4	8 / 18	4	2	21 13:05 2nd	13-0	3 17:25 1st	6-0	35:30	2:27	2:03
LIPSCOMB	38 / 16	7 / 7	20 / 10	18 / 4	41 / 24	0	0	42 6:30 2nd	12-0	- - -	9-0	39:47	--	0:13
SOUTHERN	32 / 26	21 / 11	21 / 6	16 / 8	30 / 19	0	0	35 0:18 2nd	17-0	- - -	6-0	39:40	--	0:20
CENTRAL ARK.	54 / 32	13 / 11	6 / 10	24 / 19	30 / 29	1	1	26 1:30 2nd	12-0	10 11:35 1st	7-0	27:18	11:20	1:22
ORAL ROBERTS	56 / 22	19 / 21	22 / 6	15 / 11	20 / 15	2	6	11 0:37 2nd	10-0	12 19:43 2nd	8-0	17:17	20:20	2:23
ABILENE CHRISTIAN	24 / 40	10 / 10	15 / 9	11 / 8	27 / 35	0	1	22 3:33 1st	11-0	1 19:30 1st	6-0	39:16	0:14	--
at Auburn	36 / 20	27 / 11	16 / 14	22 / 20	25 / 29	2	2	12 0:01 2nd	10-0	1 16:00 1st	8-0	38:33	0:19	1:08
MISSOURI	22 / 34	15 / 9	11 / 9	13 / 9	28 / 10	3	2	2 9:16 1st	8-0	18 3:24 2nd	6-0	0:14	38:10	1:36
at Tennessee	36 / 36	4 / 19	2 / 6	8 / 9	35 / 22	5	5	7 9:23 1st	7-0	8 3:56 2nd	7-0	24:35	11:27	3:58
GEORGIA	34 / 38	25 / 8	9 / 6	29 / 18	24 / 18	3	7	35 6:00 2nd	12-0	5 18:33 1st	8-0	34:40	3:56	1:24
at LSU	34 / 48	18 / 18	21 / 25	14 / 12	43 / 10	1	1	4 18:53 1st	12-0	31 6:10 1st	18-0	2:49	36:34	0:37
at Alabama	30 / 28	6 / 16	11 / 12	8 / 20	13 / 38	1	1	2 19:42 1st	7-0	36 10:25 2nd	14-0	0:44	38:41	0:35
AUBURN	48 / 32	20 / 21	12 / 12	15 / 12	42 / 18	4	5	8 2:40 2nd	8-0	19 4:17 1st	9-0	10:47	25:17	3:56
at Vanderbilt	48 / 34	18 / 14	16 / 9	13 / 6	17 / 26	0	0	21 0:10 2nd	9-0	- - -	7-0	39:06	--	0:56
OLE MISS	34 / 24	15 / 15	14 / 11	10 / 8	33 / 11	3	2	20 10:06 2nd	9-0	4 15:54 1st	7-0	34:24	1:45	3:51

DEFLECTIONS (Arkansas career Only)

Player	18-19	19-20	20-21	Career
Davis	-	-	69	69
Henderson	7	30	9	46
Iyiola	-	-	-	-
Jackson	-	-	23	23
Moody	-	-	70	70
Notae	-	-	57	57
Robinson	-	-	4	4
Sills	60	82	81	223
Smith	-	-	52	52
Tate	-	-	60	60
Vanover	-	-	59	59
Williams	-	-	46	46

MOST IN A GAME 2020-21:

14 **Smith** (UNT)

11 **Moody** (UGA)

10 **Vanover** (UNT • SOU) — **Sills** (UTA • UCA)

Davis (@AUB • UGA)

9 **Sills** (MVSU • @AUB) — **Davis** (MIZ • @ LSU)

Williams (AUB) — **Tate** (AUB • @ VAN) — **Vanover** (LIP)

CHARGES DRAWN (Arkansas career Only)

Player	18-19	19-20	20-21	Career
Davis	-	-	0	0
Henderson	0	1	0	1
Iyiola	-	-	-	-
Jackson	-	-	2	2
Moody	-	-	3	3
Notae	-	-	1	1
Robinson	-	-	2	2
Sills	3	5	4	12
Smith	-	-	1	1
Tate	-	-	5	5
Vanover	-	-	0	0
Williams	-	-	11	11

DUNKS (Arkansas career Only)

Player	18-19	19-20	20-21	Career
Davis	-	-	0	0
Henderson	2	7	3	12
Iyiola	-	-	-	-
Jackson	-	-	1	1
Moody	-	-	6	6
Notae	-	-	1	1
Robinson	-	-	0	0
Sills	1	2	4	7
Smith	-	-	15	15
Tate	-	-	3	3
Vanover	-	-	10	10
Williams	-	-	1	1

ARKANSAS RAZORBACKS

2020-21 GAME HIGHS IN...

Opponent	DATE	SCORE	RESULT	POINTS	REBOUNDS	ASSISTS	STEALS	BLOCKED SHOTS
MISSISSIPPI VALLEY	11/25/20	142-62	W	23-Connor Vanover	10-Jaylin Williams	7-JD Notae	3-Desi Sills Moses Moody Justin Smith	3-Connor Vanover
NORTH TEXAS	11/28/20	69-54	W	18-Justin Smith	16-Connor Vanover	3-JD Notae	3-Justin Smith Moses Moody	6-Connor Vanover
UT ARLINGTON	12/02/20	72-60	W	24-Moses Moody	9-Justin Smith Moses Moody	4-Jalen Tate	4-Desi Sills	2-Connor Vanover
LIPSCOMB	12/05/20	86-50	W	18-Moses Moody	9-Connor Vanover	4-Khalen Robinson	1-Connor Vanover Khalen Robinson Moses Moody Davonte Davis	4-Connor Vanover
SOUTHERN U.	12/09/20	79-44	W	14-Davonte Davis	9-Connor Vanover	5-Desi Sills	3-Connor Vanover	3-Connor Vanover
CENTRAL ARKANSAS	12/12/20	100-75	W	22-JD Notae	10-Connor Vanover	11-Jalen Tate	3-JD Notae Desi Sills	2-Justin Smith Connor Vanover
ORAL ROBERTS	12/20/20	87-76	W	22-Justin Smith	17-Justin Smith	4-Jalen Tate	2-Justin Smith	3-JD Notae
ABILENE CHRISTIAN	12/22/20	85-72	W	21-Moses Moody	10-Justin Smith	5-Jalen Tate	2-Desi Sills	2-Vance Jackson Jr. Moses Moody
at Auburn	12/30/20	97-85	W	23-Desi Sills	6-Moses Moody Desi Sills	4-Jalen Tate	4-JD Notae	2-JD Notae
MISSOURI	01/02/21	68-81	L	19-JD Notae	10-Moses Moody	2-Desi Sills Connor Vanover	3-Davonte Davis Desi Sills	2-Jaylin Williams Connor Vanover
at Tennessee	01/06/21	74-79	L	19-JD Notae	9-Vance Jackson Jr.	6-Jalen Tate	1-Jalen Tate Davonte Davis	1-Connor Vanover Jaylin Williams
GEORGIA	01/09/21	99-69	W	25-Moses Moody	9-Jaylin Williams	10-Jalen Tate	2-Davonte Davis Jalen Tate	1-Jaylin Williams
at LSU	01/13/21	76-92	L	22-JD Notae	10-Jaylin Williams	2-Davonte Davis Moses Moody	3-JD Notae	1-Davonte Davis Jaylin Williams
at Alabama	01/16/21	59-90	L	28-Moses Moody	9-Moses Moody	3-Jalen Tate	3-Vance Jackson Jr.	3-Ethan Henderson
AUBURN	01/20/21	75-73	W	22-Desi Sills	7-Jaylin Williams	5-Jalen Tate	4-Jalen Tate	2-Jaylin Williams
at Vanderbilt	01/23/21	92-71	W	26-Moses Moody	8-Moses Moody	8-Jalen Tate	4-Jalen Tate	1-Davonte Davis Connor Vanover Justin Smith Moses Moody Jalen Tate
OLE MISS	01/27/21	74-59	W	19-JD Notae	7-Connor Vanover	3-Jalen Tate	2-Davonte Davis Jalen Tate	5-Connor Vanover

LED TEAM IN POINTS (including ties)	
Moody	6
Notae	5
Smith	2
Sills	2
Davis	1
Vanover	1

LED TEAM IN REBS (including ties)	
Moody	5
Vanover	5
Williams	4
Smith	3
Jackson	1
Sills	1

LED TEAM IN ASSISTS (including ties)	
Tate	11
Notae	2
Sills	2
Vanover	1
Robinson	1
Moody	1
Davis	1

LED TEAM IN STEALS (including ties)	
Sills	6
Davis	5
Tate	5
Moody	3
Smith	3
Notae	3
Vanover	2
Jackson	1
Robinson	1

LED TEAM IN BLKS (including ties)	
Vanover	10
Williams	5
Notae	2
Smith	2
Moody	2
Davis	2
Tate	1
Jackson	1
Henderson	1

GAME 1		62	Mississippi Valley State 30	32	62	142	
SEC ESPN		ARKANSAS	61	81	142		
Nov. 26, 2020 • Fayetteville, Ark. • Bud Walton Arena							

Mississippi Valley 62 • 0-1

#	Player	Total		3-Ptr		Rebounds			PF	TP	A	TO	Blk	Stl	Min
		FG-FGA	FT-FTA	FG-FGA	FT-FTA	Off	Def	Tot							
13	Ronald Williams	f	0-1	0-0	0-0	1	3	4	5	0	0	2	0	0	11
00	Treylen Smith	f	3-9	1-3	0-0	1	1	2	4	7	1	3	2	0	15
02	Kam'Ron Cunningham	f	5-17	3-9	0-2	1	1	2	1	13	2	5	0	0	37
03	Caleb Hunter	f	3-9	3-5	1-2	2	1	3	4	10	1	2	1	0	28
11	Terry Collins	f	6-18	3-12	0-0	1	1	2	2	15	3	6	1	2	36
01	Alexander Perry	f	2-7	1-4	2-2	1	4	5	2	7	3	1	1	0	26
10	Devin Gordon	f	4-9	2-6	0-0	2	2	4	4	10	0	1	0	0	23
21	Quairen Walden	f	0-1	0-0	0-0	1	1	2	1	0	1	0	1	1	9
23	Donaldson Fanord	f	0-1	0-0	0-0	1	4	5	3	0	1	1	0	0	15
Team						0	4	4							
Totals			23-72	13-39	3-6	11	22	33	26	62	12	21	6	3	200
FG % 1st Half:		11-38	28.9%	2nd half:	12-34	35.3%	Game:		23-72	31.9%	Deadball Rebounds				
3FG % 1st Half:		8-22	36.4%	2nd half:	5-17	29.4%	Game:		13-39	33.3%					
FT % 1st Half:		0-1	0.0%	2nd half:	3-5	60.0%	Game:		3-6	50.0%					

Arkansas 142 • 1-0

#	Player	Total		3-Ptr		Rebounds			PF	TP	A	TO	Blk	Stl	Min
		FG-FGA	FT-FTA	FG-FGA	FT-FTA	Off	Def	Tot							
00	Justin Smith	f	6-9	0-0	1-3	3	1	4	0	13	2	0	0	3	20
02	Vance Jackson Jr.	f	5-9	4-6	1-1	2	5	7	0	15	0	1	0	0	15
11	Jalen Tate	f	4-7	2-3	2-3	1	4	5	3	12	6	2	0	1	17
03	Desi Sills	f	8-10	2-3	1-1	1	1	2	0	19	2	0	0	3	19
05	Moses Moody	f	3-12	1-6	9-10	2	1	3	3	16	2	0	0	3	24
01	JD Notae	f	3-7	2-5	5-8	2	3	5	4	13	7	1	0	0	24
04	Davonte Davis	f	2-5	0-1	1-1	1	2	3	1	5	2	1	0	0	12
10	Jaylin Williams	f	3-5	2-4	1-1	2	8	10	0	9	1	1	0	0	20
12	Khalen Robinson	f	5-8	3-5	2-2	0	2	2	0	15	3	1	0	1	18
13	Emeka Obukwelu	f	0-1	0-1	0-0	0	1	1	0	0	1	0	0	0	3
14	Brandon Kimble	f	0-0	0-0	0-0	0	1	1	0	0	0	0	0	0	1
23	Connor Vanover	f	8-11	4-5	3-3	3	5	8	0	23	0	0	3	0	19
24	Ethan Henderson	f	1-1	0-0	0-0	2	1	3	1	2	0	0	1	0	7
33	Bryson Morehead	f	0-1	0-1	0-0	0	0	0	0	0	0	0	0	0	1
Team						1	3	4							
Totals			48-86	20-40	26-33	20	38	58	12	142	26	7	4	11	200
FG % 1st Half:		22-39	56.4%	2nd half:	26-47	55.3%	Game:		48-86	55.8%	Deadball Rebounds				
3FG % 1st Half:		12-19	63.2%	2nd half:	8-21	38.1%	Game:		20-40	50.0%					
FT % 1st Half:		5-10	50.0%	2nd half:	21-23	91.3%	Game:		26-33	78.8%					

Officials: Michael Swaboda, Matt Jarman, K.B. Burdette Jr.
 Technical fouls: Mississippi Valley-None. Arkansas-None.
 Attendance: 4400

Score by periods	1st	2nd	Total
Mississippi Valley	30	32	62
Arkansas	61	81	142

Last FG - MVSU 2nd-01:37, ARK 2nd-01:03.
 Largest lead - MVSU by 1 1st-19:20, ARK by 80 2nd-02:08.
 MVSU led for 01:54, ARK led for 37:56. Game was tied for 00:10.

	In	Off	2nd	Fast	Bench
Points	16	T/O	Chance	Break	
MVSU	56	43	32	24	67
ARK	56	43	32	24	67

Score tied - 0 times.
 Lead changed - 2 times.

GAME 3		60	Mississippi Valley State 33	27	60	72	
SEC ESPN		ARKANSAS	44	28	72		
Dec. 2, 2020 • Fayetteville, Ark. • Bud Walton Arena							

UT Arlington 60 • 1-3

#	Player	Total		3-Ptr		Rebounds			PF	TP	A	TO	Blk	Stl	Min
		FG-FGA	FT-FTA	FG-FGA	FT-FTA	Off	Def	Tot							
10	Fredelin De La Cruz	f	5-8	1-1	0-1	4	2	6	1	11	0	2	1	1	14
23	Patrick Mwamba	f	0-4	0-2	0-0	1	3	4	2	0	0	0	1	1	16
04	David Azore	f	2-4	1-1	0-0	0	1	1	3	5	0	1	0	1	16
13	Shahada Wells	f	6-11	3-4	2-4	1	2	3	2	17	3	3	0	1	28
20	Nicolas Elame	f	4-14	0-1	1-2	0	0	0	1	9	3	2	0	1	33
01	Sam Griffin	f	2-5	0-2	4-4	0	2	2	0	8	0	1	0	1	18
02	Jordan Phillips	f	1-1	1-1	0-0	0	0	0	2	3	1	1	0	1	11
03	Carson Bischoff	f	1-4	1-4	0-0	0	2	2	1	3	0	0	0	0	12
05	Brandyn Talbot	f	0-2	0-2	0-1	0	1	1	1	0	0	0	0	0	9
12	Lazaro Rojas	f	0-0	0-0	2-2	0	1	1	2	2	0	0	0	0	8
14	Davis Steelman	f	0-0	0-0	0-0	1	2	3	1	0	0	0	0	0	7
21	Tre Jones	f	0-0	0-0	0-0	0	1	1	1	0	0	1	1	0	11
33	McKade Marquis	f	0-0	0-0	0-0	0	0	0	0	0	0	0	0	0	1
35	Grayson Carter	f	0-1	0-1	2-2	2	0	2	1	2	0	1	0	0	16
Team						1	3	4							
Totals			21-54	7-19	11-16	10	20	30	18	60	7	13	3	7	200
FG % 1st Half:		12-31	38.7%	2nd half:	9-23	39.1%	Game:		21-54	38.9%	Deadball Rebounds				
3FG % 1st Half:		3-9	33.3%	2nd half:	4-10	40.0%	Game:		7-19	36.8%					
FT % 1st Half:		6-9	66.7%	2nd half:	5-7	71.4%	Game:		11-16	68.8%					

Arkansas 72 • 3-0

#	Player	Total		3-Ptr		Rebounds			PF	TP	A	TO	Blk	Stl	Min
		FG-FGA	FT-FTA	FG-FGA	FT-FTA	Off	Def	Tot							
00	Justin Smith	f	4-15	0-2	3-4	6	3	9	3	11	2	2	0	1	35
11	Jalen Tate	f	6-12	1-3	1-1	3	3	6	2	14	4	1	1	1	33
23	Connor Vanover	f	5-6	2-3	0-0	1	1	2	1	12	0	0	2	1	12
03	Desi Sills	f	1-6	0-3	1-2	1	2	3	2	3	2	1	0	4	31
05	Moses Moody	f	7-12	2-3	8-10	3	6	9	3	24	1	2	0	0	32
01	JD Notae	f	1-5	1-3	2-2	0	2	2	0	5	1	1	0	0	12
02	Vance Jackson Jr.	f	0-5	0-3	0-0	1	4	5	0	0	1	3	0	0	20
10	Jaylin Williams	f	0-0	0-0	0-0	1	2	3	0	0	0	1	1	1	12
12	Khalen Robinson	f	1-1	1-1	0-0	0	0	0	5	3	1	0	0	0	13
Team						1	3	4							
Totals			25-62	7-21	15-19	17	26	43	16	72	12	11	4	8	200
FG % 1st Half:		15-32	46.9%	2nd half:	10-30	33.3%	Game:		25-62	40.3%	Deadball Rebounds				
3FG % 1st Half:		6-14	42.9%	2nd half:	1-7	14.3%	Game:		7-21	33.3%					
FT % 1st Half:		8-10	80.0%	2nd half:	7-9	77.8%	Game:		15-19	78.9%					

Officials: Hunter Allen, Brian O'Connell, Don Dailly
 Technical fouls: UT Arlington-TEAM. Arkansas-None.
 Attendance: 4400

Score by periods	1st	2nd	Total
UT Arlington	33	27	60
Arkansas	44	28	72

Last FG - UTA 2nd-00:38, ARK 2nd-00:39.
 Largest lead - UTA by 3 1st-17:25, ARK by 21 2nd-13:05.
 UTA led for 02:27, ARK led for 35:30. Game was tied for 02:03.

Score tied - 4 times.
 Lead changed - 2 times.

GAME 2		54	North Texas 27	27	54	69	
SEC ESPN		ARKANSAS	38	31	69		
Nov. 28, 2020 • Fayetteville, Ark. • Bud Walton Arena							

North Texas 54 • 1-1

#	Player		Total		3-Ptr		Rebounds			PF	TP	A	TO	Blk	Stl	Min
			FG-FGA	FT-FTA	FG-FGA	FT-FTA	Off	Def	Tot							
13	Thomas Bell	f	4-8	0-1	0-0	0	3	3	2	8	1	3	0	0	17	
24	Zachary Simmons	f	5-10	0-1	0-0	1	6	7	3	10	2	3	1	0	28	
00	James Reese	f	2-12	1-5	0-0	2	3	5	0	5	1	1	0	0	33	
01	Mardrez McBride	f	2-6	0-2	4-4	1	6	7	1	8	1	2	1	0	30	
03	Javion Hamlet	f	1-4	0-0	3-4	1	2	3	5	4	2	0	1	0	30	
04	Jalen Jackson		3-6	0-1	0-0	0	2	2	0	6	1	1	0	0	16	
11	JJ Murray		0-0	0-0	0-0	0	0	0	0	0	0	0	0	0	1	
15	Rubin Jones		0-3	0-2	0-2	2	0	2	4	0	0	3	0	1	22	
22	Larry Wise		0-2	0-0	0-0	1	1	2	2	0	0	1	0	0	8	
34	Terence Lewis II		4-7	1-1	3-3	2	2	4	2	12	0	0	0	3	15	
	Team					0	1	1								
Totals			21-58	2-13	10-13	10	26	36	17	54	10	16	2	5	200	
FG % 1st Half: 11-30			36.7%	2nd half: 10-28	35.7%	Game: 21-58		36.2%	Deadball Rebounds 2							
3FG % 1st Half: 1-6			16.7%	2nd half: 1-7	14.3%	Game: 2-13		15.4%								
FT % 1st Half: 4-4			100.0%	2nd half: 6-9	66.7%	Game: 10-13		76.9%								

GAME 5			44	SOUTHERN		20	24	44	79	
			ARKANSAS	42	37	79				
Dec. 9, 2020 • Fayetteville, Ark. • Bud Walton Arena										

Southern U. 44 • 0-3

#	Player	Total		3-Ptr		Rebounds		PF	TP	A	TO	Blk	Stl	Min
		FG-FGA	FT-FGA	FG-FGA	FT-FGA	Off	Def							
40	Damiree Burns	f	4-11	0-1	0-0	2	3	5	1	8	0	1	0	21
35	Kirk Parker	c	0-4	0-0	0-0	2	2	4	0	0	1	0	0	12
01	Ahsante Shivers	g	0-9	0-5	0-0	1	3	4	1	0	1	0	2	29
05	Jayden Saddler	g	4-8	1-1	0-0	1	5	6	2	9	1	4	0	31
20	Lamaricus Lee	g	4-9	0-4	0-0	1	2	3	1	8	2	0	1	27
00	Terrell Williams		0-0	0-0	0-0	0	1	1	0	0	0	0	0	7
02	Harrison Henderson		0-1	0-0	0-0	0	1	1	0	0	0	0	0	4
04	Isaiah Rollins		0-0	0-0	0-0	0	0	0	0	1	1	0	0	4
10	Delor Johnson		2-5	0-0	4-4	0	2	2	0	8	0	0	0	13
11	DeSean Woods		0-2	0-2	0-0	0	1	1	5	0	2	2	0	9
13	Micah Bradford		0-1	0-0	0-0	0	0	0	2	0	0	0	0	2
22	Andre Allen		3-5	0-0	1-2	1	2	3	4	7	0	1	0	12
23	James Edwards		0-0	0-0	0-0	0	1	1	1	0	0	1	0	2
24	Andre Toure		0-2	0-0	0-0	0	0	0	1	0	1	0	0	5
25	Samkelo Cele		0-3	0-0	0-0	0	4	4	0	0	0	0	0	13
32	Jamarcus Jones		1-3	0-0	2-4	0	0	0	2	4	0	0	0	9
Team						2	2	4						
Totals			18-63	1-13	7-10	10	29	39	21	44	5	15	0	6
FG % 1st Half:		9-33	27.3%	2nd half:	9-30	30.0%	Game:		18-63	28.6%	Deadball Rebounds			
3FG % 1st Half:		1-8	12.5%	2nd half:	0-5	0.0%	Game:		1-13	7.7%				
FT % 1st Half:		1-2	50.0%	2nd half:	6-8	75.0%	Game:		7-10	70.0%				

Arkansas 79 • 5-0

#	Player	Total		3-Ptr		Rebounds		PF	TP	A	TO	Blk	Stl	Min
		FG-FGA	FT-FGA	FG-FGA	FT-FGA	Off	Def							
00	Justin Smith	f	4-9	0-1	3-6	3	1	4	1	11	2	2	1	0
11	Jalen Tate	f	5-9	1-4	1-2	0	4	4	1	12	2	2	0	2
23	Connor Vanover	f	1-4	1-3	0-0	0	9	9	1	3	0	0	3	3
03	Desi Sills	g	4-7	3-5	0-1	0	3	3	0	11	5	0	1	1
05	Moses Moody	g	5-10	2-4	0-0	3	2	5	1	12	2	2	1	0
01	JD Notae		5-11	2-8	0-1	0	2	2	1	12	0	0	0	1
02	Vance Jackson Jr.		1-4	1-4	0-0	2	0	2	2	3	2	1	0	0
04	Davonte Davis		5-8	1-1	3-3	3	4	7	1	14	2	1	0	0
10	Jaylin Williams		0-1	0-1	0-2	0	2	2	1	0	1	2	0	0
12	Khalen Robinson		0-4	0-2	1-2	0	2	2	1	1	1	2	0	1
13	Emeka Obukwelu		0-0	0-0	0-0	0	0	0	0	0	0	0	0	0
14	Brandon Kimble		0-0	0-0	0-0	0	0	0	0	0	0	1	0	0
24	Ethan Henderson		0-0	0-0	0-0	1	1	2	0	0	0	0	0	0
33	Bryson Morehead		0-0	0-0	0-0	0	0	0	0	0	0	0	0	1
Team						1	3	4						
Totals			30-67	11-33	8-17	13	33	46	10	79	16	12	8	8
FG % 1st Half:		17-36	47.2%	2nd half:	13-31	41.9%	Game:		30-67	44.8%	Deadball Rebounds			
3FG % 1st Half:		4-16	25.0%	2nd half:	7-17	41.2%	Game:		11-33	33.3%				
FT % 1st Half:		4-7	57.1%	2nd half:	4-10	40.0%	Game:		8-17	47.1%				

Officials: Errol Lewis,Randy Heimerman,Jason Baker

Technical fouls: Southern U.-None. Arkansas-None.

Attendance: 3256

Score by periods	1st	2nd	Total
Southern U.	20	24	44
Arkansas	42	37	79

	In	Off	2nd	Fast	Bench
Points	Paint	T/O	Chance	Break	
SU	26	11	6	8	19
ARK	32	22	22	16	30

Last FG - SU 2nd-04:03, ARK 2nd-00:18.

Largest lead - SU None, ARK by 35 2nd-00:18.

SU led for 00:00. ARK led for 39:40. Game was tied for 00:20.

GAME 7		ORU		76	Oral Roberts	40	36	76	87	
				ARKANSAS	30	57	87			
Dec. 12, 2020 • Fayetteville, Ark. • Bud Walton Arena										

Oral Roberts 76 • 3-5

#	Player	Total		3-Ptr		Rebounds		PF	TP	A	TO	Blk	Stl	Min
		FG-FGA	FT-FGA	FG-FGA	FT-FGA	Off	Def							
00	Kevin Obanor	f	7-12	0-1	7-8	2	8	10	2	21	0	2	1	1
22	Francis LaCis	f	0-4	0-2	2-3	2	1	3	3	2	0	1	2	1
02	Kareem Thompson	g	5-14	3-6	0-0	2	4	6	2	13	3	2	1	0
03	Max Abmas	g	4-11	1-6	2-3	0	0	0	4	11	4	2	0	3
10	RJ Glasper	g	5-13	1-6	3-4	0	4	4	4	14	2	2	0	0
11	Carlos J.Arigens		0-2	0-1	4-6	0	1	1	2	4	1	2	0	3
14	DeShang Weaver		4-7	3-6	0-0	0	5	5	5	11	1	1	3	1
23	Sheldon Stevens		0-1	0-1	0-0	0	0	0	0	0	0	0	0	1
Team						1	2	3						
Totals			25-64	8-29	18-24	7	25	32	22	76	11	13	7	10
FG % 1st Half:		14-35	40.0%	2nd half:	11-29	37.9%	Game:		25-64	39.1%	Deadball Rebounds			
3FG % 1st Half:		4-15	26.7%	2nd half:	4-14	28.6%	Game:		8-29	27.6%				
FT % 1st Half:		8-11	72.7%	2nd half:	10-13	76.9%	Game:		18-24	75.0%				

Arkansas 87 • 7-0

#	Player	Total		3-Ptr		Rebounds		PF	TP	A	TO	Blk	Stl	Min
		FG-FGA	FT-FGA	FG-FGA	FT-FGA	Off	Def							
00	Justin Smith	f	9-20	0-3	4-5	10	7	17	2	22	0	3	1	2
11	Jalen Tate	f	4-10	0-1	0-0	3	3	6	4	8	4	5	0	1
23	Connor Vanover	f	1-5	1-3	0-0	1	2	3	0	3	0	0	0	0
03	Desi Sills	g	6-13	1-4	3-4	4	6	10	3	16	2	1	1	1
05	Moses Moody	g	7-12	1-4	3-6	4	3	7	1	18	1	2	1	1
01	JD Notae		4-13	0-6	7-8	0	5	5	2	15	3	2	3	1
02	Vance Jackson Jr.		1-3	1-3	2-4	1	3	4	1	5	2	0	0	1
04	Davonte Davis		0-1	0-0	0-0	0	1	1	3	0	2	1	0	1
12	Khalen Robinson		0-0	0-0	0-0	0	1	1	2	0	0	0	1	0
Team						1	3	4						
Totals			32-77	4-24	19-27	24	34	58	18	87	14	15	7	8
FG % 1st Half:		12-40	30.0%	2nd half:	20-37	54.1%	Game:		32-77	41.6%	Deadball Rebounds			
3FG % 1st Half:		2-16	12.5%	2nd half:	2-8	25.0%	Game:		4-24	16.7%				
FT % 1st Half:		4-7	57.1%	2nd half:	15-20	75.0%	Game:		19-27	70.4%				

Officials: Michael Roberts,James Breeding,Doug Shows

Technical fouls: Oral Roberts-None. Arkansas-TEAM.

Attendance: 4201

Score by periods	1st	2nd	Total
Oral Roberts	40	36	76
Arkansas	30	57	87

Last FG - ORU 2nd-02:19, ARK 2nd-00:58.

Largest lead - ORU by 12 1st-04:53, ARK by 11 2nd-00:37.

ORU led for 20:20. ARK led for 17:17. Game was tied for 00:23.

Score tied - 2 times.
Lead changed - 6 times.

GAME 6				75	CENTRAL ARKANSAS	35	40	57	79	
					ARKANSAS	41	59	100		
				Dec. 12, 2020 • Fayetteville, Ark. • Bud Walton Arena						

Central Arkansas 75 • 0-4

#	Player	Total		3-Ptr		Rebounds		PF	TP	A	TO	Blk	Stl	Min
		FG-FGA	FT-FGA	FG-FGA	FT-FGA	Off	Def							
23	Samson George	f	3-11	0-3	0-0	1	3	4	0	6	1	0	0	20
24	Jared Chatham	f	5-9	0-0	0-0	2	8	10	1	10	0	3	0	0
01	Rylan Bergersen	g	4-12	1-5	4-4	0	3	3	1	13	4	3	0	0

GAME 9		97		47 50		97 85		IAT	
ESPN 2		ARKANSAS		Auburn		Arkansas		Arkansas	
Dec. 30, 2020 • Auburn, Ala. • Auburn Arena									

Arkansas 97 • 9-0,1-0 SEC

#	Player	Total		3-Ptr		Rebounds			PF	TP	A TO		Blk	Stl	Min
		FG-FGA	FG-FGA	FT-FTA	FT-FTA	Off	Def	Tot							
00	Justin Smith	f	2-3	0-0	0-2	1	3	4	1	4	1	1	0	0	12
23	Connor Vanover	f	5-11	1-6	6-6	3	2	5	3	17	0	0	1	1	26
03	Desi Sills	g	8-15	4-7	3-6	4	2	6	0	23	2	2	1	2	35
05	Moses Moody	g	4-11	2-6	6-6	2	4	6	2	16	1	2	0	2	39
11	Jalen Tate	g	5-8	0-1	2-2	0	3	3	4	12	4	2	0	2	29
01	JD Notae	g	6-12	2-6	7-9	0	3	3	1	21	2	2	2	4	27
02	Vance Jackson Jr.	g	0-2	0-2	0-0	0	2	2	1	0	1	0	0	0	12
04	Davonte Davis	g	2-3	0-0	0-0	1	0	1	0	4	1	0	0	2	13
10	Jaylin Williams	g	0-0	0-0	0-0	1	1	2	2	0	1	0	0	0	4
12	Khalen Robinson	g	0-0	0-0	0-0	0	0	0	1	0	0	0	0	0	2
24	Ethan Henderson	g	0-0	0-0	0-0	0	0	0	1	0	0	0	0	0	1
Team						1	1	2			1				
Totals			32-65	9-28	24-31	13	21	34	16	97	13	10	4	13	200
FG % 1st Half:		18-32	56.3%	2nd half:	14-33	42.4%	Game:	32-65	49.2%						
3FG % 1st Half:		7-17	41.2%	2nd half:	2-11	18.2%	Game:	9-28	32.1%						
FT % 1st Half:		4-6	66.7%	2nd half:	20-25	80.0%	Game:	24-31	77.4%						

Auburn 85 • 6-3,0-1 SEC

#	Player	Total		3-Ptr		Rebounds			PF	TP	A TO		Blk	Stl	Min
		FG-FGA	FG-FGA	FT-FTA	FT-FTA	Off	Def	Tot							
10	JT Thor	f	1-4	0-2	3-6	2	1	3	1	5	2	0	2	0	19
23	Jaylin Williams	f	5-8	2-2	1-4	1	1	2	2	13	2	5	0	0	30
22	Allen Flanigan	g	6-11	3-7	4-5	3	7	10	3	19	3	5	0	0	29
24	Justin Powell	g	1-8	0-3	2-3	2	4	6	2	4	9	7	0	2	32
35	Devan Cambridge	g	5-6	5-6	0-0	0	4	4	3	15	0	0	0	0	21
01	Jamal Johnson	g	7-11	5-7	2-2	0	1	1	3	21	0	0	0	3	23
04	Javon Franklin	g	0-1	0-1	0-2	0	0	0	0	0	2	0	0	0	3
05	Chris Moore	g	0-1	0-1	2-2	1	1	2	1	2	0	0	0	0	15
13	Babatunde Akingbola	g	1-1	0-0	0-0	0	1	1	3	2	0	0	3	0	12
44	Dylan Cardwell	g	2-3	0-0	0-0	1	3	4	2	4	0	1	0	0	16
Team						1	0	1			1				
Totals			28-54	15-29	14-24	11	23	34	20	85	18	19	5	6	200
FG % 1st Half:		15-28	53.6%	2nd half:	13-26	50.0%	Game:	28-54	51.9%						
3FG % 1st Half:		9-17	52.9%	2nd half:	6-12	50.0%	Game:	15-29	51.7%						
FT % 1st Half:		2-9	22.2%	2nd half:	12-15	80.0%	Game:	14-24	58.3%						

Officials: Rob Rorke,Vladimir Voyard-Tadal,Terry Oglesby
Technical fouls: Arkansas-None. Auburn-None.
Attendance: 1824

Score by periods	1st	2nd	Total
Arkansas	47	50	97
Auburn	41	44	85

Last FG - ARK 2nd-00:00, AUB 2nd-00:11.

Largest lead - ARK by 12 2nd-00:00, AUB by 1 1st-16:00.

ARK led for 38:33, AUB led for 00:19, Game was tied for 01:08.

Score tied - 2 times.
Lead changed - 2 times.

GAME 11		74		40 34		74 79		T	
ESPN 2		ARKANSAS		#9/8 Tennessee		Arkansas		Arkansas	
Jan. 6, 2021 • Knoxville, Tenn. • Thompson-Boling Arena									

Arkansas 74 • 9-2,1-2 SEC

#	Player	Total		3-Ptr		Rebounds			PF	TP	A TO		Blk	Stl	Min
		FG-FGA	FG-FGA	FT-FTA	FT-FTA	Off	Def	Tot							
10	Jaylin Williams	f	3-3	0-0	0-0	0	2	2	6	0	4	1	0	1	14
11	Jalen Tate	f	7-11	1-2	0-1	0	5	5	4	15	6	6	0	1	30
23	Connor Vanover	f	5-9	1-3	1-1	2	5	7	4	12	0	0	1	0	27
03	Desi Sills	g	0-1	0-1	0-0	2	0	2	2	0	0	3	0	0	18
05	Moses Moody	g	1-8	1-4	3-3	0	2	2	4	6	1	0	0	0	37
01	JD Notae	g	7-11	2-4	3-3	0	4	4	1	19	3	4	0	0	28
02	Vance Jackson Jr.	g	5-10	3-6	1-2	0	9	9	2	14	1	0	0	0	33
04	Davonte Davis	g	1-2	0-0	0-0	0	0	0	1	2	0	1	0	1	5
12	Khalen Robinson	g	0-0	0-0	0-0	0	2	2	2	0	1	1	0	0	5
24	Ethan Henderson	g	0-0	0-0	0-0	0	0	0	0	0	0	1	0	0	3
Team						2	2	4							
Totals			29-55	8-20	8-10	6	31	37	22	74	12	20	2	2	200
FG % 1st Half:		16-28	57.1%	2nd half:	13-27	48.1%	Game:	29-55	52.7%						
3FG % 1st Half:		5-11	45.5%	2nd half:	3-9	33.3%	Game:	8-20	40.0%						
FT % 1st Half:		3-3	100.0%	2nd half:	5-7	71.4%	Game:	8-10	80.0%						

Tennessee 79 • 8-1,2-1 SEC

#	Player	Total		3-Ptr		Rebounds			PF	TP	A TO		Blk	Stl	Min
		FG-FGA	FG-FGA	FT-FTA	FT-FTA	Off	Def	Tot							
10	John Fulkerson	f	6-11	0-0	4-6	0	8	8	0	16	3	0	3	0	33
35	Yves Pons	f	3-6	0-2	0-0	2	1	3	0	6	1	0	4	0	33
05	Josiah-Jordan James	g	6-12	2-6	3-5	1	8	9	3	17	1	0	1	3	36
25	Santiago Vescovi	g	1-7	0-4	2-2	0	2	2	3	4	3	2	0	3	24
45	Keon Johnson	g	4-8	0-1	6-6	0	2	2	0	14	1	1	0	1	24
11	Jaden Springer	g	2-7	1-2	0-1	0	0	0	2	5	3	1	0	2	21
12	Victor Bailey Jr.	g	5-9	2-3	5-6	0	1	1	3	17	0	0	1	1	23
33	Uros Plavsic	g	0-0	0-0	0-0	0	0	0	0	0	0	0	0	0	2
55	E.J. Anosike	g	0-0	0-0	0-0	0	0	0	1	0	1	0	0	0	4
Team						3	0	3			1				
Totals			27-60	5-18	20-26	6	22	28	12	79	13	5	9	10	200
FG % 1st Half:		14-34	41.2%	2nd half:	13-26	50.0%	Game:	27-60	45.0%						
3FG % 1st Half:		2-10	20.0%	2nd half:	3-8	37.5%	Game:	5-18	27.8%						
FT % 1st Half:		3-5	60.0%	2nd half:	17-21	81.0%	Game:	20-26	76.9%						

Officials: Jason Baker,Olandis Poole,Vladimir Voyard-Tadal
Technical fouls: Arkansas-None. Tennessee-None.
Attendance: 4191

Score by periods	1st	2nd	Total
Arkansas	40	34	74
Tennessee	33	46	79

Last FG - ARK 2nd-00:26, UT 2nd-04:50.

Largest lead - ARK by 7 1st-09:23, UT by 8 2nd-03:56.

ARK led for 24:35, UT led for 11:27. Game was tied for 03:58.

Score tied - 5 times.
Lead changed - 5 times.

GAME 10		81		#12/12 Missouri		33 48		81 68		IAT	
CBS		ARKANSAS		Arkansas		Arkansas		Arkansas		Arkansas	
Jan. 2, 2021 • Fayetteville, Ark. • Bud Walton Arena											

Missouri 81 • 7-1,1-1 SEC

#	Player		Total		3-Ptr		Rebounds					PF	TP	A				Min
			FG-FGA	FG-FGA	FT-FTA	Off	Def	Tot	To	Blk	Stl							
23	Jeremiah Tilmon	f	9-13	0-0	7-10	3	8	11	3	25	0	1	0	0	0	27		
24	Kobe Brown	f	3-4	0-0	0-0	1	5	6	4	6	0	0	0	0	0	14		
01	Xavier Pinson	g	5-11	1-4	12-15	1	4	5	3	23	4	2	0	0	0	32		
12	Dru Smith	g	2-4	2-2	0-0	0	3	3	4	6	1	6	1	2	2	27		
13	Mark Smith	g	3-7	2-6	3-5	1	8	9	4	11	0	8	0	1	1	35		
00	Torrence Watson		0-2	0-2	0-2	1	1	2	0	0	0	0	0	0	0	7		
02	Drew Buggs		0-1	0-0	3-4	0	4	4	3	3	4	2	0	0	0	13		
04	Javon Pickett		2-6	0-3	1-1	0	3	3	4	5	4	2	0	0	0	24		
05	Mitchell Smith		0-3	0-2	2-2	0	3	3	4	2	1	0	0	0	0	21		
Team						3	2	5										
Totals			24-51	5-19	28-39	10	41	51	29	81	14	21	1	3		200		
FG % 1st Half: 12-27			44.4%	2nd half: 12-24	50.0%	Game: 24-51		47.1%		Deadball Rebound 7.1								
3FG % 1st Half: 1-8			12.5%	2nd half: 4-11	36.4%	Game: 5-19		26.3%										
FT % 1st Half: 8-15			53.3%	2nd half: 20-24	83.3%	Game: 28-39		71.8%										

GAME 13			76		31 45		76		92	
ESPN 2			ARKANSAS		51 41		92			
			LSU							
Jan. 13, 2021 • Baton Rouge, La. • Maravich Center										

Arkansas 76 • 10-3,2-3 SEC

#	Player	Total		3-Ptr		Rebounds			PF	TP	A	TO	Blk	Stl	Min
		FG-FGA	FG-FGA	FT-FTA	FT-FTA	Off	Def	Tot							
00	Vance Jackson Jr.	f	1-8	0-4	0-0	3	4	7	1	2	1	1	0	1	22
23	Connor Vanover	f	1-3	1-2	0-0	1	1	2	1	3	0	0	0	0	8
04	Davonte Davis	g	1-11	0-1	2-3	1	2	3	1	4	2	2	1	2	27
05	Moses Moody	g	7-18	1-5	3-4	5	1	6	4	18	2	3	0	2	36
11	Jalen Tate	g	2-5	1-4	1-2	0	1	1	2	6	1	4	0	0	21
01	JD Notae	g	8-20	3-10	3-4	3	2	5	3	22	1	2	0	3	26
03	Desi Sills	g	4-8	2-5	4-4	0	4	4	2	14	0	0	0	0	29
10	Jaylin Williams	g	2-3	0-0	3-3	4	6	10	5	7	1	3	1	2	28
24	Ethan Henderson	g	0-0	0-0	0-0	0	0	0	1	0	0	0	0	0	3
Team						0 1 1									
Totals		26-76		8-31		16-20		17 22 39		20 76		8 15 2 10		200	
FG % 1st Half:		12-34		35.3%		2nd half: 14-42		33.3%		Game: 26-76		34.2%		Deadball Rebounds 3	
3FG % 1st Half:		4-14		28.6%		2nd half: 4-17		23.5%		Game: 8-31		25.8%			
FT % 1st Half:		3-3		100.0%		2nd half: 13-17		76.5%		Game: 16-20		80.0%			

LSU 92 • 9-2,1-1 SEC

#	Player	Total		3-Ptr		Rebounds			PF	TP	A	TO	Blk	Stl	Min
		FG-FGA	FG-FGA	FT-FTA	FT-FTA	Off	Def	Tot							
00	Mwani Wilkinson	f	4-4	1-1	2-2	2	4	6	3	11	1	0	0	2	28
02	Trendon Watford	f	9-16	1-2	4-4	2	8	10	3	23	0	6	0	0	33
04	Darius Days	f	8-10	2-4	0-0	5	8	13	2	18	0	2	1	2	30
01	Javonte Smart	g	4-13	1-3	4-7	1	2	3	2	13	5	2	0	0	35
24	Cameron Thomas	g	5-15	1-7	6-8	0	4	4	2	17	3	3	0	1	32
03	Jalen Cook	g	0-0	0-0	0-0	0	1	1	2	0	0	1	0	0	3
11	Josh LeBlanc	g	1-2	0-0	0-0	1	2	3	2	2	0	0	2	0	15
15	Aundre Hyatt	g	2-3	1-1	0-0	1	3	4	1	5	0	0	0	1	11
25	Eric Gaines	g	1-2	0-1	1-3	0	1	1	3	3	1	4	0	1	13
Team						2 1 3									
Totals		34-65		7-19		17-24		14 34 48		20 92		10 19 3 7		200	
FG % 1st Half:		18-36		50.0%		2nd half: 16-29		55.2%		Game: 34-65		52.3%		Deadball Rebounds 2	
3FG % 1st Half:		6-14		42.9%		2nd half: 1-5		20.0%		Game: 7-19		36.8%			
FT % 1st Half:		9-11		81.8%		2nd half: 8-13		61.5%		Game: 17-24		70.8%			

Officials: Rob Rorke,Todd Austin,Don Daily
 Technical fouls: Arkansas-None. LSU-None.
 Attendance: 2540

Score by periods	1st	2nd	Total
Arkansas	31	45	76
LSU	51	41	92

Last FG - ARK 2nd-00:52, LSU 2nd-01:48.
 Largest lead - ARK by 4 1st-18:53, LSU by 31 1st-06:10.
 ARK led for 02:49. LSU led for 36:34. Game was tied for 00:37.

Score tied - 1 time.
 Lead changed - 1 time.

GAME 15			73	Auburn	43	30	73	75	
	ARKANSAS			31	44	75			
	Jan. 20, 2021 • Fayetteville, Ark. • Bud Walton Arena								

Auburn 73 • 8-7,2-5 SEC

#	Player	Total		3-Ptr		Rebounds			PF	TP	A	TO	Blk	Stl	Min
		FG-FGA	FG-FGA	FT-FTA	FT-FTA	Off	Def	Tot							
10	JT Thor	f	1-3	1-3	5-6	2	3	5	2	12	0	3	2	0	24
23	Jaylin Williams	f	1-5	0-2	0-0	1	3	4	2	2	2	0	2	0	24
01	Jamal Johnson	g	3-6	2-3	1-2	1	2	3	4	9	0	0	0	0	24
02	Sharife Cooper	g	9-19	2-6	5-6	1	3	4	2	25	4	4	0	0	37
22	Allen Flanigan	g	2-7	0-4	3-4	0	4	4	4	7	1	4	0	4	24
04	Javon Franklin	g	3-4	2-2	0-0	1	3	4	1	8	0	1	2	0	11
05	Chris Moore	g	1-3	0-0	1-3	2	1	3	0	3	1	0	0	0	12
13	Babatunde Akingbola	g	1-1	0-0	0-1	2	2	4	0	2	0	1	2	0	9
35	Devan Cambridge	g	0-3	0-3	1-2	0	1	1	1	1	2	1	0	0	23
44	Dylan Cardwell	g	2-2	0-0	0-0	1	0	1	2	4	0	2	1	0	12
Team						0 1 1									
Totals		25-58		7-23		16-24		11 23 34		18 73		10 17 9 7		200	
FG % 1st Half:		16-27		59.3%		2nd half: 9-31		29.0%		Game: 25-58		43.1%		Deadball Rebounds 6.2	
3FG % 1st Half:		4-9		44.4%		2nd half: 3-14		21.4%		Game: 7-23		30.4%			
FT % 1st Half:		7-9		77.8%		2nd half: 9-15		60.0%		Game: 16-24		66.7%			

Arkansas 75 • 11-4,3-4 SEC

#	Player	Total		3-Ptr		Rebounds			PF	TP	A	TO	Blk	Stl	Min
		FG-FGA	FG-FGA	FT-FTA	FT-FTA	Off	Def	Tot							
00	Justin Smith	f	5-11	0-0	0-0	4	1	5	2	10	2	1	0	0	27
23	Connor Vanover	f	1-3	0-1	0-0	0	3	3	0	2	0	0	0	0	9
01	JD Notae	g	0-5	0-2	2-2	0	1	1	0	2	0	2	1	1	10
05	Moses Moody	g	2-9	0-4	1-2	1	4	5	2	5	2	2	1	1	32
11	Jalen Tate	g	6-10	2-4	0-1	1	3	4	5	14	5	5	1	4	34
02	Vance Jackson Jr.	g	1-2	1-2	0-0	0	0	0	3	1	0	0	0	0	5
03	Desi Sills	g	7-12	0-1	8-10	0	3	3	3	22	2	1	0	1	32
04	Davonte Davis	g	5-9	0-0	0-0	2	2	4	4	10	2	3	0	0	20
10	Jaylin Williams	g	3-4	1-1	0-0	2	5	7	3	7	2	1	2	1	29
24	Ethan Henderson	g	0-0	0-0	0-0	0	0	0	1	0	0	0	0	0	2
Team						3 1 4									
Totals		30-65		4-15		11-15		13 23 36		20 75		16 16 5 8		200	
FG % 1st Half:		12-31		38.7%		2nd half: 18-34		52.9%		Game: 30-65		46.2%		Deadball Rebounds 1.1	
3FG % 1st Half:		3-10		30.0%		2nd half: 1-5		20.0%		Game: 4-15		26.7%			
FT % 1st Half:		4-5		80.0%		2nd half: 7-10		70.0%		Game: 11-15		73.3%			

Officials: Gerry Pollard,Chuck Jones,Mike Nance
 Technical fouls: Auburn-None. Arkansas-None.
 Attendance: 4400

Score by periods	1st	2nd	Total
Auburn	43	30	73
Arkansas	31	44	75

Last FG - AUB 2nd-01:03, ARK 2nd-03:29.
 Largest lead - AUB by 19 1st-04:17, ARK by 8 2nd-02:40.
 AUB led for 25:17. ARK led for 10:47. Game was tied for 03:56.

Score tied - 4 times.
 Lead changed - 5 times.

GAME 14		59		19 40		59 92		
---------	--	----	--	-------	--	-------	--	--

GAME 17	Ole Miss	59	25	34	59	74	
	ARKANSAS	37	37	74			
Jan. 27, 2021 • Fayetteville, Ark. • Bud Walton Arena							

Ole Miss 59 • 8-7,3-5 SEC

#	Player	Total		3-Ptr	Rebounds			PF	TP	A	TO	Blk	Stl	Min.
		FG-FGA	FG-FGA	FT-FTA	Off	Def	Tot							
00	Romello White	f	1-5	0-0	1-1	3	5	8	3	3	1	0	1	29
05	KJ Buffen	f	2-7	0-0	1-2	1	2	3	4	5	0	1	0	24
02	Devontae Shuler	g	9-12	0-3	1-2	0	3	3	3	19	1	1	0	29
15	Luis Rodriguez	g	4-6	0-1	2-2	2	1	3	2	10	2	2	0	24
24	Jarkel Joiner	g	5-12	0-4	1-2	0	1	1	3	11	1	1	0	34
01	Austin Crowley		0-3	0-1	0-0	0	2	2	0	0	1	0	0	9
03	Khadim Sy		1-3	0-2	0-0	0	1	1	1	2	0	0	2	10
11	Matthew Murrell		1-4	1-2	0-0	0	1	1	0	3	2	2	1	18
14	Dimencio Vaughn		1-2	0-1	0-1	0	0	0	2	2	0	2	1	8
21	Robert Allen		0-1	0-1	2-2	0	2	2	0	2	1	0	0	7
23	Sammy Hunter		1-2	0-1	0-0	1	0	1	1	2	0	0	1	8
	Team					1	3	4						
	Totals		25-57	1-16	8-12	8	21	29	19	59	9	9	6	200

FG % 1st Half:	11-27	40.7%	2nd half:	14-30	46.7%	Game:	25-57	43.9%	Deadball
3FG % 1st Half:	0-9	0.0%	2nd half:	1-7	14.3%	Game:	1-16	6.3%	Rebounds
FT % 1st Half:	3-4	75.0%	2nd half:	5-8	62.5%	Game:	8-12	66.7%	2

Arkansas 74 • 13-4,5-4 SEC

#	Player	Total		3-Ptr	Rebounds			PF	TP	A	TO	Blk	Stl	Min.
		FG-FGA	FG-FGA	FT-FTA	Off	Def	Tot							
00	Justin Smith	f	4-8	1-1	1-1	1	5	6	1	10	2	1	0	30
23	Connor Vanover	f	4-8	0-2	0-0	2	5	7	3	8	1	1	5	29
03	Desi Sills	g	3-7	1-3	2-2	0	0	0	2	9	0	0	0	24
05	Moses Moody	g	1-3	0-1	3-5	1	0	1	3	5	2	3	1	19
11	Jalen Tate	g	3-7	2-4	1-3	1	1	2	3	9	3	3	0	37
01	JD Notae		4-11	3-6	8-9	0	5	5	0	19	2	1	0	25
02	Vance Jackson Jr.		0-1	0-0	0-0	0	0	0	0	0	0	0	0	4
04	Davonte Davis		7-9	0-0	0-1	2	4	6	1	14	1	3	0	25
10	Jaylin Williams		0-0	0-0	0-0	0	3	3	3	0	1	0	0	7
	Team					4	3	7						
	Totals		26-54	7-17	15-21	11	26	37	16	74	12	12	6	200

FG % 1st Half:	13-28	46.4%	2nd half:	13-26	50.0%	Game:	26-54	48.1%	Deadball
3FG % 1st Half:	3-7	42.9%	2nd half:	4-10	40.0%	Game:	7-17	41.2%	Rebounds
FT % 1st Half:	8-10	80.0%	2nd half:	7-11	63.6%	Game:	15-21	71.4%	2

Officials: Rob `Rorke,Ron Groover,Vladimir Voyard-Tadal

Technical fouls: Ole Miss-None. Arkansas-None.

Attendance: 4400

Score by periods	1st	2nd	Total
Ole Miss	25	34	59
Arkansas	37	37	74

Points	In Paint	Off T/O	2nd Chance	Fast Break	Bench
OM	24	15	11	8	11
ARK	34	17	14	10	33

Last FG - OM 2nd-01:19, ARK 2nd-01:30.

Largest lead - OM by 4 1st-15:54, ARK by 20 2nd-10:06.

OM led for 01:45. ARK led for 34:24. Game was tied for 03:51.

Score tied - 3 times.

Lead changed - 2 times.

LAST TIME AN ARKANSAS PLAYER...

• SCORING •

Scored 25 Points: 26 Moses Moody AND 25 Jalen Tate at Vandy (01/23/21)

Scored 30 Points: 30 Mason Jones at Texas A&M (03/07/20)

Scored 40 Points: 40 Mason Jones vs Auburn (02/04/20)

Scored 50 Points: 51 Rotnei Clarke vs. Alcorn State (11/13/09)

RECORD: 51 Rotnei Clarke vs. Alcorn State (11/13/09)

• FIELD GOALS MADE •

Made 15 Field Goals: 15 (15-21) Rotnei Clarke vs. Alcorn State (11/13/09)

Made 20 Field Goals: 20 (2-30) Dean Tolson vs. Texas A&M (03/02/74)

RECORD: 20 (20-30) Dean Tolson vs. Texas A&M (03/02/74)

• FIELD GOALS ATTEMPTED •

Attempted 20 Field Goals: 20 (8-20) JD Notae at LSU (01/13/21)

Attempted 25 Field Goals: 25 (10-25) Moses Moody at Alabama (01/16/21)

RECORD: 30 (20-30) Dean Tolson vs. Texas A&M (03/02/74)

• FIELD GOAL PERCENTAGE •

Shot 100% FG (Min. 7 att): Daniel Gafford (7-7) at Texas Tech (01/26/19)

RECORD (min 8 att): 100% 8x - Best: Daryll Saulsberry (10-10) 1975

• 3-POINTERS MADE •

Made 7 3-pointers: 8 (8-11) Mason Jones at Texas A&M (03/07/20)

Made 10 3-pointers: 10 (10-13) by Isaiah Joe vs. FIU (12/01/18)

Made 11-Plus 3-pointers: 13 (13-17) by Rotnei Clarke vs. Alcorn State (11/13/09)

RECORD: 13 (13-17) by Rotnei Clarke vs. Alcorn State (11/13/09) (SEC record)

• 3-POINTERS ATTEMPTED •

Attempted 15 3-Pointers: 15 (6-15) Isaiah Joe at Texas A&M (03/07/20)

Attempted 20 3-Pointers: 24 (10-24) Pat Bradley vs. North Texas (12/30/98)

RECORD: 24 (10-24) Pat Bradley vs. North Texas (12/30/98) (SEC record)

• FREE THROWS MADE •

Made 10 Free Throws: 12 Mason Jones (12-14) vs LSU (03/04/20)

Made 15 Free Throws: 18 (18-21) Mason Jones vs Mississippi State (02/15/20)

Made 20 Plus Free Throws: 22 (22-24) Martin Terry vs. Texas A&M (01/22/72)

RECORD: 22 (22-24) by Martin Terry vs. Texas A&M (01/22/72)

• FREE THROWS ATTEMPTED •

Attempted 15 Free Throws: 15 (12-15) Mason Jones vs Tennessee (02/26/20)

Attempted 20 Free Throws: 21 (18-21) Mason Jones vs Miss State (02/15/20)

Attempted 24 Plus Free Throws: 24 (22-24) Martin Terry vs. Texas A&M (01/22/72)

RECORD: 24 (22-24) Martin Terry vs. Texas A&M (01/22/72)

• FREE THROW PERCENTAGE •

Shot 100% FT (min 10 att): 12-12 Isaiah Joe vs Tennessee (02/26/20)

RECORD (min. 11 att): 9x - Best: Tommy Boyer (18-18) in 1963

• REBOUNDS •

Grabbed 10-14 Rebounds: 10 Jaylin Williams at LSU (01/13/21)

Grabbed 15-20 Rebounds: 17 Justin Smith vs Oral Roberts (12/20/20)

Grabbed 20-Plus Rebounds: 23 Nick Davis vs. Jackson State (11/21/97)

RECORD: 23 by Nick Davis vs. Jackson State (11/21/97)

• **Grabbed 10 Offensive Rebounds: 10 Justin Smith vs Oral Roberts (12/20/20)**

• **Grabbed 14 Defensive Rebounds: 14 Connor Vanover vs North Texas (11/28/20)**

• ASSISTS •

Had 10 Assists: 10 by Jalen Tate vs Georgia (01/09/21)

Had 15 Assists: 15 by Dontell Jefferson vs. Portland State (11/18/05)

RECORD: 15 by Dontell Jefferson vs. Portland State (11/18/05)

• STEALS •

Had 5 Steals: 5 Isaiah Joe vs Texas Southern (11/19/19)

Had 6-7 Steals: 6 Isaiah Joe at Georgia Tech (11/25/19)

Had 8-9 Steals: 9 Robert Shepard at Arizona (12/06/92)

RECORD: 9 by Robert Shepard at Arizona (12/06/92)

• BLOCKED SHOTS •

Had 5 Blocks: 5 Connor Vanover vs Ole Miss (01/27/21)

Had 6-9 Blocks: 6 Connor Vanover vs North Texas (11/28/20)

Had 10 Blocks: 10 Steven Hill vs. Texas State (12/06/05)

RECORD: 10 Steven Hill vs. Texas St. (12/06/05) & Oliver Miller vs. Texas (02/04/90)

• TURNOVERS •

Committed 5-9 Turnovers: 5 Jalen Tate vs Auburn (01/20/21)

Committed 10 Plus Turnovers: 10 Courtney Fortson at South Carolina (02/21/09)

• MINUTES PLAYED •

38 Minutes (Regulation): 38:29 Moses Moody (01/02/21)

39 Minutes (Regulation): 39:31 Isaiah Joe at Georgia (02/29/20)

40 Minutes (Regulation): Jimmy Whitt Jr. at LSU (01/08/20) & vs TCU (01/25/20)

40 Minutes (OT): 40:00 Jimmy Whitt Jr., at Missouri (02/08/20)

45 Plus Minutes: 47 by BJ Young vs. Auburn (01/16/13)

• MISCELLANEOUS •

2 Players Scored 20+ Pts In Same Game: Moses Moody (25) & Davonte Davis (20) vs Georgia (01/09/21)

3 Players Scored 20+ Pts In Same Game: at Georgia (02/29/20)

Mason Jones (26), Isaiah Joe (26) & Desi Sills (21)

2 Players Scored 20+ Pts In Back-To-Back Gms: Jones (37/26) & Joe (22/26) vs. Tennessee (02/26/20) and at Georgia (02/29/20)

2 Players Scored 20+ Pts In 3 Straight: Jones (41/20/21) & Joe (20/21/24)

vs Tulsa (12/14/19), Valpo (12/21/19) and Indiana (12/29/19)

8 Players Scored in Double Digits: Mississippi Valley State (11/25/20)

Vanover (25), Sills (19), Moody (16), Jackson (15), Robinson (15), Smith (13),

Notae (13), Tate 12)

Scored 20 or More Points in Five-Plus Consecutive Games: (5) by Mason Jones

37, 26, 36, 30, 22 (02/26/20 to 03/11/20)

Scored 20 or More Points in 10-Plus Consecutive Games: (11) by Todd Day

20, 23, 26, 26, 22, 31, 23, 21, 27, 21, 20 (12/01/90 to 01/12/91)

Scored 30 or More Points in 3 Straight Games: Mason Jones (only Razorback)

34 vs. S. Carolina (01/29/20), 30 at Alabama (02/01/20), 40 vs Auburn (02/04/20)

Most Points in Back-To-Back Games: 82 by Martin Terry

35 at TCU (02/20/73) and 47 vs. SMU (02/24/73)

Consecutive Free Throws Made: 48 by Ricky Medlock (20 gms; 12/21/74 to 03/04/75)

Double-Double: Pts/Rebs: Moses Moody (18 & 10) vs Missouri (01/02/21)

Double-Double: Pts/Assists: Jalen Tate (15 & 10) vs Georgia (01/09/21)

Two Players with Double-Double in Same Game: vs Oral Roberts (12/20/20)

Justin Smith (22 pts, 17 rebs) and Desi Sills (16 pts, 10 rebs)

Three Players with Double-Double in Same Game: vs Alabama (01/16/10) – Marshawn Powell

18 pts, 10 rebs), Mike Washington (17 pts, 13 rebs) and Courtney Fortson (12 pts, 10 assists)

Had 5-Plus Assists in 5-Plus Consecutive Games: (6) by Jalen Harris

11, 6, 10, 12, 7, 10 (11/21/81 thru 12/15/18)

Had 10 or More Assists in Back-to-Back Games: Jalen Harris

10 vs. FIU (12/01/18) and 12 at Colorado State (12/05/18)

Three-Plus Players with 5-Plus Assists in a Game: vs. Montana State (11/21/18)

Jalen Harris (11), Isaiah Joe (5) and Desi Sills (5)

Had 5 or More Steals in Back-to-Back Games: Ronnie Brewer

5 vs. Western Illinois (01/01/06) and 5 vs. Mississippi State (01/07/06)

LAST TIME AN OPPONENT PLAYER...

• SCORING •

Scored 30 Points: 30 Saben Lee vs Vanderbilt (03/11/20)

Scored 40 Points: 45 Jodie Meeks vs. Kentucky (02/14/09)

Scored 50 Points: 56 Oscar Robertson vs. Cincinnati (03/15/58) **(on record)**

• FIELD GOALS MADE •

Made 15 Field Goals: 17 (17-24) Jodie Meeks vs. Kentucky (02/14/09)

Made 20 Field Goals: 21 Oscar Robertson vs. Cincinnati (03/15/58) **(on record)**

• FIELD GOALS ATTEMPTED •

Attempted 20 Field Goals: 22 (11-22) Braden Shackelford at Alabama (02/01/20)

Attempted 25 Field Goals: 28 (11-28) Devan Downey vs. South Carolina (02/17/10)

• FIELD GOAL PERCENTAGE •

Shot 100% FG (Min. 7 att): Adam Wing (8-8) vs. Evansville (12/08/15)

• 3-POINTERS MADE •

Made 7 3-pointers: 7 (7-15) Tyler Hall vs. Montana State (11/21/18)

Made 10 3-pointers: 10 (10-19) Lance Weems at Auburn (01/06/96)

• 3-POINTERS ATTEMPTED •

Attempted 15 3-pointers: 15 (7-15) Tyler Hall vs. Montana State (11/21/18)

Attempted 20 3-pointers: 22 (5-22) Jeff Fryer vs. Loyola Marymount (03/16/89)

• FREE THROWS MADE •

Made 10 Free Throws: 12 (12-15) Xavier Pinson (01/02/21)

Made 15 Free Throws: 15 (15-17) Keyontae Johnson at Florida (02/18/20)

• FREE THROWS ATTEMPTED •

Attempted 15 Free Throws: 15 (12-15) Xavier Pinson (01/02/21)

Attempted 20 Free Throws: 24 (18-24) Frank Williams vs. Illinois (12/08/01)

• FREE THROW PERCENTAGE •

Shot 100% FT (min 10 att): 14-14 Grant Williams at Tennessee (01/15/19)

• REBOUNDS •

Grabbed 15-19 Rebounds: 18 Kevin Samuel vs TCU (01/25/20)

Grabbed 20 Rebounds: 20 Antonio McDyess vs. Alabama (03/11/95)

• **Grabbed 10 Offensive Rebounds: 11 Tyler Davis at Texas A&M (01/30/18)**

• **Grabbed 10 Defensive Rebounds: 11 Kevin Samuel vs TCU (01/25/20)**

• ASSISTS •

Had 10 Assists: 11 Tremont Waters vs. LSU (01/12/19)

Had 13 Assists: 13 Chuck Evans at Mississippi State (01/27/93) **(on record)**

• STEALS •

Had 5 Steals: 6 Alpha Diallo at Providence (03/19/19)

Had 8 Steals: 8 Terry Conerway vs. Texas State (12/21/02)

• BLOCKED SHOTS •

Had 6-9 Blocks: 7 Stefan Moody at Ole Miss (02/13/16)

Had 10 Plus Blocks: 10 P.J. Roberson vs. Grambling State (11/26/11)

• **• TURNOVERS •**

Committed 5-9 Turnovers: 6 Trendon Watford at LSU (01/13/21)
Committed 10 Plus Turnovers: 12 Devin Gibson vs. UTA (12/12/07)

LAST TIME ARKANSAS HIGHS...

• **• SCORING •**

Scored 100-119 Points: 104 vs. Oral Roberts (12/19/17)
Scored 120-Plus Points: 142 vs. Mississippi Valley State (11/25/20)
Scored 50 Points in 1st Half: 61 vs Miss Valley State (11/25/20)
Scored 50 Points in 2nd Half: 56 vs Georgia (01/09/21)
Scored 60 or More Points in a Half: 61 (1st) vs. Miss Valley State (11/25/20)
Scored 70 or More Points in a Half: 71 (1st) vs. Alcorn (11/13/09)
Scored 80 or More Points in a Half: 81 (2nd) vs. Miss Valley State (11/25/20)
Most Points in a Half: 88 (2nd) vs. U.S. International (12/09/89)

• **• FIELD GOALS MADE •**

Made 40 Field Goals: 40 (40-76) vs Central Arkansas (12/12/20)
Made 50 Field Goals: 57 (57-99) vs. Troy (12/10/96)
RECORD: 68 (68-101) vs. U.S. International (12/09/89)

• **• FIELD GOALS ATTEMPTED •**

Attempted 80 Field Goals: 86 (48-86) vs Miss Valley State (11/25/20)
Attempted 90 Field Goals: 99 (57-99) vs. Troy (12/10/96)
Attempted 100 Field Goals: 101 (68-101) vs. US International (12/09/89)
RECORD: 101 (68-101) vs. U.S. International (12/09/89)

• **• FIELD GOAL PERCENTAGE •**

Shot 60% FG: 60.9 (42-69) vs. FIU (12/01/18)
Shot 70% or Better FG: 72.7 (32-44) vs. Alabama State (12/21/83)
RECORD: 79.4 (27-34) vs. Texas Tech (1979)

• **• 3-POINTERS MADE •**

Made 15 3-pointers: 16 (16-24) vs. Mississippi State (01/09/16)
Made 20 3-pointers: 20 (20-40) vs Miss Valley State (11/25/20)
RECORD: 21 (21-37) vs. Troy (12/10/96)

• **• 3-POINTERS ATTEMPTED •**

Attempted 30 3-pointers: 31 (8-31) at LSU (01/13/21)
Attempted 40 3-pointers: 40 (20-40) vs Miss Valley State (11/25/20)
RECORD: 54 (19-54) vs. North Texas (12/30/98)

• **• 3-POINT PERCENTAGE •**

Shot 50% 3PT FG (min. 15 att): 57.1 (12-21) vs Georgia (01/09/21)
Shot 60% or Better 3PT FG (min. 15 att): 61.1 (11-18) at Vanderbilt (03/06/19)
RECORD (min. 15 att): 66.7 (16-24) vs. Mississippi State (01/09/16)

• **• FREE THROWS MADE •**

Made 20 Free Throws: 23 (23-34) vs Missouri (01/02/21)
Made 30 Free Throws: 36 (36-54) vs LSU (03/04/20)
Made 40 Free Throws: 41 (41-49) at Kentucky (01/25/92)
RECORD: 48 (48-53) vs. Ole Miss (01/17/04)

• **• FREE THROW ATTEMPTS •**

Attempted 40 Free Throws: 40 (26-40) vs South Carolina (01/29/20)
Attempted 50 Free Throws: 54 (36-54) vs LSU (03/04/20)
Attempted 60 Free Throws: 65 vs. TCU (1955)
RECORD: 65 vs. TCU (1955)

• **• FREE THROW PERCENTAGE •**

Shot 80% FT (min. 10 att): 80.0 (24-30) vs Abilene Christian (12/22/20)
Shot 90% or Better FT (min. 10 att): 94.4 (17-18) at LSU (01/08/20)
RECORD (min 10 att): 100 3x - Best 16-16 at Kentucky (02/27/14)

• **• REBOUNDS •**

Grabbed 40 Rebounds: 40 vs Georgia (01/09/21)
Grabbed 50 Rebounds: 54 vs Lipscomb (12/05/20)
Grabbed 55-Plus Rebounds: 58 vs Oral Roberts (12/20/20)
RECORD: 77 vs. Jackson State (01/22/02)

• **• ASSISTS •**

Had 25 Assists: 26 vs Central Arkansas (12/12/20)
Had 30 Assists: 32 vs. Jackson State (11/22/96)
Had 40 Assists: 40 vs. Troy (12/10/96)
RECORD: 47 vs. U.S. International (12/09/89)

• **• STEALS •**

Had 15 Steals: 15 at Georgia Tech (11/25/19)
Had 20 Steals: 24 vs. Maryland-Eastern Shore (01/02/01)
Had 25 Steals: 26 vs. Louisiana-Monroe (11/25/00)
RECORD: 26 vs. Louisiana-Monroe (11/25/00)

• **• BLOCKED SHOTS •**

Had 10 Blocks: 10 vs Texas Southern (11/19/19)
Had 13 Blocks: 14 vs. Georgia (01/29/19)
Had 15 Blocks: 15 vs. South Alabama (12/30/91)
RECORD: 18 vs. Missouri (12/05/95)

• **• MOST TURNOVERS •**

Had 25 Turnovers: 25 at South Carolina (02/21/09)
Had 30 Turnovers: 32 vs. Providence (11/16/07)
RECORD: 32 vs. Providence (11/16/07)

• **• FOULS •**

Committed 25 Fouls: 28 vs Missouri (01/02/21)
Committed 30 Fouls: 32 at Missouri (02/08/20)
RECORD: 38 vs. Missouri (12/04/61)

LAST TIME ARKANSAS LOWS...

• **• SCORING •**

Held to 40-45 Points: 43 at Florida (01/22/11)
Held to 46-49 Points: 46 at Mississippi State (02/09/16)
Held to 50-55 Points: 50 vs. Florida (03/14/19)
Held to 56-59 Points: 59 at Alabama (01/16/21)
Held to 19 Points or Less in a Half: 19 (1st half) at Alabama (01/16/21)

• **• FIELD GOALS •**

Held to Below 20 Field Goals Made: 15 (15-49) at Tennessee (02/11/20)

• **• FIELD GOAL PERCENTAGE •**

Held to 20-29% FG: 26.8 (19-71) vs Missouri (01/02/21)
Held to 30-35% FG: .333 (19-57) vs Kentucky (01/18/20)

• **• 3-POINTERS •**

Did not Make a 3-pointer: 0 (0-2) at Texas (01/07/89)
Held to 1-4 3-PT FG Made: 4 (4-17) at Alabama (01/16/21)
Attempted Single-Digit 3-pointers: 9 (6-9) vs TCU (01/25/20)

• **• 3-POINT PERCENTAGE •**

Shot 10% or Worse 3PT FG: 10.0 (1-10) at Mississippi State (02/09/16)
Shot 11-19% 3PT FG: 16.7 (3-18) vs Northern Kentucky (11/29/19)

• **• FREE THROWS •**

Made Single Digit Free Throws: 8 (8-10) at Tennessee (01/06/21)
Attempted Single Digit Free Throws: 9 (8-9) vs Central Arkansas (12/12/20)

• **• FREE THROW PERCENTAGE •**

Shot 40-49% FT: 47.1 (8-17) vs Southern (12/09/20)
Shot Below 40% FT: 26.7 (4-15) at Texas A&M (01/09/13)

• **• REBOUNDING •**

Had 19 or Fewer Rebounds: 19 at Missouri (03/05/13)
Had 20-25 Rebounds: 25 at Texas A&M (03/07/20)

• **• ASSISTS •**

Held to 6 Assists or less: 6 at Tennessee (02/11/20)

• **• STEALS •**

Had No Steals: *None on record*
Had 1 Steal: 1 vs Florida (03/09/18)
Had 2-4 Steals: 2 at Tennessee (01/06/21)

• **• BLOCKED SHOTS •**

Had No Blocked Shots: 0 vs Missouri (1/23/19)

• **• FEWEST TURNOVERS •**

Had 1-4 Turnovers: 4 vs Georgia (01/29/19)
Had 5-9 Turnovers: 9 vs Missouri (01/02/21)

• **• FOULS •**

Had Single Digit Fouls: 9 vs LSU (02/17/07)

ARKANSAS MISCELLANEOUS...

Played in an OT game:	02/08/20 at Missouri	L, 79-83 (OT)
Played in a 2OT game:	01/23/18 at Georgia	W, 80-77 (2 OT)
Played in a 3OT game:	02/09/80 vs. Houston	L, 90-84 (3 OT)
Beat AP team ranked 21-25:	03/09/18 vs. #23 Florida (SEC)	W, 80-72
Beat AP team ranked 16-20:	02/02/19 at #19 LSU	W, 90-89
Beat AP team ranked 11-15:	02/27/18 vs. #14 Auburn	W, 91-82
Beat AP team ranked 6-9:	12/30/17 vs. #9 Tennessee	W, 95-93 (OT)
Beat AP team ranked 2-5:	01/27/16 vs. #5 Texas A&M	W, 74-71
Beat AP team ranked #1:	02/12/84 vs. #1 North Carolina (PB)	W, 65-64
Beat AP Top 25 team on road:	02/02/19 at #19 LSU	W, 90-89
Beat AP Top 10 team on road:	02/09/94 at #4 Kentucky	W, 90-82

LAST TIME AN OPPONENT HIGHS...

• SCORING •

Scored 100 Points: 106 at Tennessee (01/15/19)
 Scored 110 Points: 117 at Ole Miss (12/10/73)
 Scored 50 Points in 1st Half: 55 at Tennessee (01/15/19)
 Scored 50 Points in 2nd Half: 56 vs LSU (03/04/20)
 Scored 60 or More Points in a Half: 60 (1st half) vs. Alabama (02/28/96)

• FIELD GOALS MADE •

Made 30 Field Goals: 31 (31-64) at Alabama (01/16/21)
 Made 40 Field Goals: 40 (40-68) by Texas (01/05/10)
 Made 45 Field Goals: 45 (45-80) vs. Pittsburgh (12/29/86)

• FIELD GOALS ATTEMPTED •

Attempted 70 Field Goals: 70 (31-70) vs LSU (03/04/20)
 Attempted 80 Field Goals: 83 (31-83) by FIU (12/01/018)

• FIELD GOAL PERCENTAGE •

Shot 60% FG: 61.1 (15-23) vs. Auburn (02/17/16)
 Shot 65% FG: 67.7 (4-65) vs. North Carolina (03/23/08)
 Shot 69% FG: 69.8 (37-53) at Auburn (01/14/95)

• 3-POINTERS MADE •

Made 15 3-pointers: 15 (15-36) at Alabama (01/16/21)
 Made 17 3-pointers: 17 (17-33) at Auburn (02/20/19)

• 3-POINTERS ATTEMPTED •

Attempted 25 3-pointers: 29 (15-29) at Auburn (12/30/20)
 Attempted 30 3-pointers: 31 (8-31) vs Auburn (02/04/20)
 Attempted 35 3-pointers: 36 (15-36) at Alabama (01/16/21)

• 3-POINT PERCENTAGE •

Shot 50% 3PT FG (min 15 att): 51.7 (15-29) at Auburn (12/30/19)
 Shot 60% or Better 3PT FG (min 15 att): 62.7 (10-15) at South Carolina (02/09/19)

• FREE THROWS •

Made 20 Free Throws: 20 (20-26) at Tennessee (01/06/21)
 Made 30 Free Throws: 34 (34-44) at Missouri (02/08/19)
 Made 40 Free Throws: 40 (40-50) vs. UMass (11/25/94)

• FREE THROW ATTEMPTS •

Attempted 35 Free Throws: 39 (26-39) vs Missouri (01/02/21)
 Attempted 40 Free Throws: 44 (34-44) at Missouri (02/08/18)
 Attempted 50 Free Throws: 50 (39-50) vs. South Carolina (03/11/04)

• FREE THROW PERCENTAGE •

Shot 80% FT (min. 10 att): .840 (21-25) at Florida (02/18/20)
 Shot 90% or Better FT (min. 10 att): .962 (25-26) at Ole Miss (01/11/20)

• REBOUNDING •

Grabbed 45 Rebounds: 48 at LSU (01/13/21)
 Grabbed 50 Rebounds: 51 vs Missouri (01/02/21)
 Grabbed 55-Plus Rebounds: 56 vs. Georgia (01/29/19)
 Grabbed 20 Offensive Rebounds: 23 at LSU (01/08/20)

• ASSISTS •

Had 25 Assists: 25 vs. Louisville (11/17/09)
 Had 30 Assists: 30 at UAB (01/27/90)

• STEALS •

Had 15 Steals: 15 at LSU (02/24/10)
 Had 18 Steals: 18 vs. Alcorn State (12/02/95)

• BLOCKED SHOTS •

Had 10 Blocks: 10 at Tennessee (01/22/14)
 Had 13 Blocks: 13 at Mississippi State (01/14/10)

• MOST TURNOVERS •

Had 20 Turnovers: 21 vs Georgia (01/09/21)
 Had 25 Turnovers: 27 vs Rice (11/05/19)
 Had 30 Turnovers: 30 vs. Louisiana-Monroe (12/31/04)

• FOULS •

Committed 30-plus Fouls: 35 vs LSU (03/04/20)
RECORD: 36 vs. Centenary (12/04/82)

LAST TIME AN OPPONENT LOWS

• SCORING •

Held to 30-39 Points: 33 vs. Vanderbilt (01/12/13)
Held to 40-45 Points: 44 vs Southern (12/09/20)
 Held to 46-49 Points: 46 vs Montana (11/16/19)
Held to 50-55 Points: 50 vs Lipscomb (12/05/20)
 Held to 56-59 Points: 55 vs Vanderbilt (01/15/20)
 Held to 19 Points or Less in a Half: 18 vs Montana (11/16/19)

• FIELD GOAL PERCENTAGE •

Held to 21% or Worse FG: .2097 (13-62) vs. Jackson State (11/22/02)
Held to 20-29% FG: .286 (18-63) vs Southern (12/09/19)
Held to 30-35% FG: .319 (23-72) vs Miss Valley State (11/25/20)

• 3-POINTERS •

Did not Make a 3-pointer: 0 (0-10) by Mississippi State (02/07/15)
Held to 1 3-PT FG Made: 1 (1-13) vs Southern (12/09/20)
 Held to 2-4 3-PT FG Made: 4 (4-17) vs Tennessee (02/26/20)
Held to 5-7 3-PT FG Made: 5 (7-19) at LSU (01/13/21)

• 3-POINT PERCENTAGE •

Shot 10% or Worse 3PT FG: 6.3 (1-16) vs Ole Miss (01/27/21)
 Shot 11-19% 3PT FG: 15.4 (2-13) vs North Texas (11/28/20)

• FREE THROWS •

Made 1-5 Free Throws: 3 (3-6) vs Miss Valley State (11/25/20)
 Made 6-9 Free Throws: 8 (8-12) Ole Miss (01/27/21)

• FREE THROW ATTEMPTS •

Attempted Single Digit Free Throws: 7 (3-6) vs Miss Valley State (11/25/20)

• FREE THROW PERCENTAGE •

Shot 40-49% FT: 47.4 (9-19) vs. Auburn (02/17/16)
 Shot Below 40% FT: 38.1 (8-21) vs. Texas State (12/22/18)

• REBOUNDING •

Had 19 or Fewer Rebounds: 19 vs. Missouri-Kansas City (12/02/06)
 Had 20-25 Rebounds: 25 at Texas Tech (01/26/19)

• ASSISTS •

Held 5 Assists or Fewer: 5 vs Southern (12/09/20)

• STEALS •

Had No Steals: 0 vs Vanderbilt (01/15/20)
 Had 1 Steal: 1 at Florida (01/17/18)
Had 2-4 Steals: 3 vs Missouri (01/02/21)

• BLOCKED SHOTS •

Had No Blocked Shots: 0 (3x in 2020-21) vs Lipscomb / Southern / Georgia

• FEWEST TURNOVERS •

Had 0-5 Turnovers: 5 at Tennessee (01/06/21)
 Had 6-9 Turnovers: 9 vs Ole Miss (01/27/21)

• FOULS •

Had Single Digit Fouls: 8 at Michigan (12/08/12)
Committed 10-14 Fouls: 12 vs Central Arkansas (12/12/20)

RAZORBACK SPEED CHART



JUSTIN SMITH

0 F • Gr. Sr. • 6-7 • 230
Buffalo Grove, Ill.



Injured ankle at Auburn (12/30), surgery (1/1), returned at Bama (1/16) ... **38 points shy of 1,000** - Grabbed his 500th career rebound vs Ole Miss ... 33rd in NCAA/3rd SEC in off rebs (3.23) ... 5 career Double-Doubles ... Double-Double vs ORU w/ 22 pts & career-high 17 rebs ... Makes Hog defense versatile

Year	GP	GS	Min	Avg	FG	FGA	Pct	3FG	3FGA	Pct	FT	FTA	Pct	Off	Def	Tot	Avg	PF	FO	AST	TO	BLK	STL	Pts	Avg
2020-21	13	13	340	26.2	58	125	.464	3	14	.214	22	38	.579	42	41	83	6.4	24	0	16	21	7	12	141	10.8
CAREER	111	86	2640	23.8	389	778	.500	23	94	.245	161	261	.617	208	294	502	4.5	232	2	80	170	42	72	962	8.7

CAREER HIGHS

PTS: 24 (2x) last vs Western Illinois (11/05/19)
REB: 17 vs Oral Roberts (12/20/20)
AST: 4 vs Ohio State (01/11/20)
STL: 3 (7x) last vs Miss Valley (11/25/20)
BLK: 3 at Michigan State (02/02/19)



JD NOTAE

1 G • R-Jr. • 6-1 • 195
Covington, Ga.

Pronounced No-Tay

Scored 1,000th career point vs UCA, scoring a game-high 22 points with 6 assists, 3 steals, 1 TO ... 5 career Double-Doubles including a Triple-Double ... Has led team in scoring 5x ... 14th in the SEC in scoring ... SEC Rank: 6th in total 3's made, 7th in FT made, 11th in total FG Made

Year	GP	GS	Min	Avg	FG	FGA	Pct	3FG	3FGA	Pct	FT	FTA	Pct	Off	Def	Tot	Avg	PF	FO	AST	TO	BLK	STL	Pts	Avg
2020-21	17	1	378	22.2	76	195	.390	32	96	.333	54	69	.783	9	46	55	3.2	30	1	33	35	8	20	238	14.0
CAREER	77	52	2189	28.4	412	998	.413	143	411	.348	200	273	.733	66	317	383	5.0	166	7	196	213	36	121	1167	15.2

CAREER HIGHS

PTS: 40 vs Florida Memorial (11/21/18)
REB: 14 Stetson (01/30/19)
AST: 10 at Kennesaw State (01/09/19)
STL: 5 (2x) last Florida Gulf Coast (02/02/19)
BLK: 3 (4x) last at Oral Roberts (12/20/20)



VANCE JACKSON JR.

2 F • Gr. Sr. • 6-9 • 238
Pasadena, Calif.



Scored 1,000th career point and grabbed his 500th career rebound in season opener vs Miss Valley with 15 pts (4-6 3PT) and 7 rebs ... 8 career Double-Doubles ... Had nine rebs at UT and seven at LSU ... Scored SEC-best 15 vs Georgia ... Rated the 8th-best Graduate Transfer in the Nation by CBSSports.com

Year	GP	GS	Min	Avg	FG	FGA	Pct	3FG	3FGA	Pct	FT	FTA	Pct	Off	Def	Tot	Avg	PF	FO	AST	TO	BLK	STL	Pts	Avg
2020-21	17	3	259	15.2	29	80	.363	19	52	.365	8	14	.571	10	39	49	2.9	15	0	16	11	2	7	85	5.0
CAREER	109	68	2737	25.1	346	835	.414	176	496	.355	207	309	.670	108	435	543	5.0	200	3	181	192	20	80	1075	9.9

CAREER HIGHS

PTS: 30 vs Fresno State (02/02/19)
REB: 13 (2x) last vs Fresno State (02/02/19)
AST: 7 vs Nevada (01/05/19)
STL: 4 vs Wyoming (03/03/19)
BLK: 2 (2x) last vs Nevada (02/18/20)



DESI SILLS

3 G • Jr. • 6-2 • 200
Jonesboro, Ark.

Preseason All-SEC second team by the coaches ... 1st career Double-Double vs ORU (16 pts and career-high 10 rebs) ... Led Hogs to sweep vs Auburn: 1st - Career-high 23 points and six rebounds on the road ... 2nd - Had 22 pts in home win ... Leads the team 1 steals ... Has made 15 of last 18 FT

Year	GP	GS	Min	Avg	FG	FGA	Pct	3FG	3FGA	Pct	FT	FTA	Pct	Off	Def	Tot	Avg	PF	FO	AST	TO	BLK	STL	Pts	Avg
2020-21	17	14	455	26.8	67	145	.462	19	57	.333	43	60	.717	16	44	60	3.5	37	0	33	21	4	25	196	11.5
CAREER	83	46	2028	24.4	239	545	.439	95	263	.361	142	208	.683	48	150	198	2.4	201	6	130	118	9	76	715	8.6

CAREER HIGHS

PTS: 23 at Auburn (12/30/20)
REB: 10 vs Oral Roberts (12/20/20)
AST: 6 vs FIU (12/01/18)
STL: 4 (2x) last vs UT Arlington (12/02/20)
BLK: 1 (9x) last at Auburn (12/30/20)



DAVONTE "DEVO" DAVIS

4 G • Fr. • 6-3 • 180
Jacksonville, Ark.

Led team w/ 14 pts & added 7 rebs in 16 min vs Southern ... Made 4 "game-winning" plays during 10-0 run at Auburn, including FG to cap the run ... Also keyed a win vs Auburn at home with 10 pts ... 1st career start vs Mizzou (1/2) ... Started vs UGA & had 20 pts, 7 reb and 6 assists ... Sparked UA off the bench in Ole Miss win

Year	GP	GS	Min	Avg	FG	FGA	Pct	3FG	3FGA	Pct	FT	FTA	Pct	Off	Def	Tot	Avg	PF	FO	AST	TO	BLK	STL	Pts	Avg
2020-21	15	3	252	16.8	40	78	.513	2	5	.400	10	16	.625	17	32	49	3.3	29	0	21	20	2	16	92	6.1

CAREER HIGHS

PTS: 20 vs Georgia (01/09/21)
REB: 7 (2x) vs Georgia (01/09/21)
AST: 6 vs Georgia (01/09/21)
STL: 3 vs Missouri (01/02/21)
BLK: 1 (2x) at Vanderbilt (01/23/21)



MOSES MOODY

5 G • Fr. • 6-6 • 205
Little Rock, Ark.

On Athletics' African American Student-Athlete Leadership Council and SAAC ... SEC Frosh of the Week (12/7) ... Leads team and ranks 7th in the SEC in scoring ... 3rd in the SEC in FT made ... 1st career double-double vs Mizzou (1/2) ... Had 25 vs UGA, 28 at Bama and 26 at Vandy ... Projected top 10 2021 NBA pick by five publications.

Year	GP	GS	Min	Avg	FG	FGA	Pct	3FG	3FGA	Pct	FT	FTA	Pct	Off	Def	Tot	Avg	PF	FO	AST	TO	BLK	STL	Pts	Avg
2020-21	17	17	545	32.1	91	204	.446	29	81	.358	71	88	.807	40	56	96	5.6	38	0	29	25	10	18	282	16.6

CAREER HIGHS

PTS: 28 at Alabama (01/16/21)
REB: 10 vs Missouri (01/02/21)
AST: 3 vs Lipscomb (12/05/20)
STL: 3 (2x) last vs North Texas (11/28/20)
BLK: 2 at Abilene Christian (12/22/20)



JAYLIN WILLIAMS

10 F • Fr. • 6-10 • 245
Fort Smith, Ark.

Leads team with 11 charges taken ... 1st career start at Tennessee and was 3-of-3 FG ... Led Arkansas with 10 rebounds vs MVSU and 10 at LSU, added 9 vs UGA ... Break-out game in home win vs Auburn with 7 pts, 7 rebs and took 2 charges in 29 minutes.

Year	GP	GS	Min	Avg	FG	FGA	Pct	3FG	3FGA	Pct	FT	FTA	Pct	Off	Def	Tot	Avg	PF	FO	AST	TO	BLK	STL	Pts	Avg
2020-21	15	2	215	14.3	17	30	.567	5	13	.385	8	10	.800	18	46	64	4.3	26	1	11	17	12	8	47	3.1

CAREER HIGHS

PTS: 9 vs Mississippi Valley State (11/25/20)
REB: 10 (2x) last at LSU (01/13/21)
AST: 2 (2x) last vs Auburn (01/20/21)
STL: 2 at LSU (01/13/21)
BLK: 2 (3x) last at LSU (01/13/21)



JALEN TATE

11 G • Gr. Sr. • 6-6 • 175
Pickerington, Ohio



1,000th career pt vs UCA - 400th career reb vs Auburn (1/20) - 300th career assist vs Lipscomb ... 4 career Double-Doubles (2 at ARK: 17 pts and career-high 11 assists vs UCA - 15 & 10 vs UGA) ... 3rd in the SEC in assists/gm ... At Vandy: 25 pts, 8 assists, 1 TO and 4 steals ... Has 4-plus rebounds in 13 of 17 games.

Year	GP	GS	Min	Avg	FG	FGA	Pct	3FG	3FGA	Pct	FT	FTA	Pct	Off	Def	Tot	Avg	PF	FO	AST	TO	BLK	STL	Pts	Avg
2020-21	17	17	491	28.9	76	143	.531	18	45	.400	23	37	.622	20	46	66	3.9	50	2	78	48	5	24	193	11.4
CAREER	110	99	2875	26.1	432	854	.506	57	186	.306	222	360	.617	97	311	408	3.7	334	8	363	231	58	153	1143	10.4

CAREER HIGHS

PTS: 31 vs IUPUI (02/14/20)
REB: 12 at Green Bay (01/31/20)
AST: 11 vs Central Arkansas (12/20/20)
STL: 6 vs IUPUI (02/14/20)
BLK: 3 (3x) last at Detroit Mercy (03/06/19)



KHALEN "KK" ROBINSON

12 G • Fr. • 6-0 • 175
Little Rock, Ark.

• Had surgery on his right foot on Jan. 10 and will miss the rest of the 2020-21 season.
• Rated the 36th-best incoming freshman in the nation and the 7th-best combo guard by 247Sports.com
• 2020 MaxPreps Virginia All-State team

Year	GP	GS	Min	Avg	FG	FGA	Pct	3FG	3FGA	Pct	FT	FTA	Pct	Off	Def	Tot	Avg	PF	FO	AST	TO	BLK	STL	Pts	Avg
2020-21	11	0	92	8.4	9	21	.429	5	12	.417	6	8	.750	0	10	10	0.9	16	1	11	6	1	3	29	2.6

CAREER HIGHS

PTS: 15 vs Mississippi Valley State (11/25/20)
REB: 2 vs Mississippi Valley State (11/25/20)
AST: 4 vs Lipscomb (12/05/20)
STL: 1 vs Mississippi Valley State (11/25/20)
BLK: -



ABAYOMI "BAYBE" IYIOLA

22 F • R-Jr. • 6-9 • 230
Atlanta, Ga.

• Pronounced ah-BAH-yum-Mee ... EE-EE-oh-la ... **Goes by Baybe** (pronounced Bay-bey)
• Had knee (right) surgery in the summer and started practicing with the team in Dec. 26
• Serves on Arkansas' Student-Athlete Advisory Committee

Year	GP	GS	Min	Avg	FG	FGA	Pct	3FG	3FGA	Pct	FT	FTA	Pct	Off	Def	Tot	Avg	PF	FO	AST	TO	BLK	STL	Pts	Avg
2020-21	63	39	1325	21.0	274	547	.501	1	11	.091	107	151	.709	162	272	434	6.9	185	6	19	75	58	46	656	10.4

CAREER HIGHS

PTS: 26 at USF (11/28/18)
REB: 13 (3x) last at North Florida (01/15/20)
AST: 2 (2x) last at North Florida (02/26/19)
STL: 4 at Jacksonville (02/13/19)
BLK: 2 (2x) last at North Florida (02/26/19)



CONNOR VANOVER

23 F • R-Sr. • 7-3 • 247
Little Rock, Ark.

Has had at least seven rebounds in eight games this year ... 5th SEC in BLKS (1.56), 10th in SEC in def rebs (4.50) ... Game-high 23 pts (4-of-5 3PT FG) w/ 8 reb & 3 BLK vs MVSU ... Career-high 16 boards and 6 blocks vs North Texas ... Had 10 rebs vs UCA ... Had 17 in win at Auburn ... Blocked 5 shots vs Ole Miss

Year	GP	GS	Min	Avg	FG	FGA	Pct	3FG	3FGA	Pct	FT	FTA	Pct	Off	Def	Tot	Avg	PF	FO	AST	TO	BLK	STL	Pts	Avg
2020-21	17	15	304	17.9	44	99	.444	15	48	.313	17	1,000	.200	77	97	174	10.2	21	0	9	7	30	8	120	7.1
CAREER	45	30	795	17.7	127	276	.460	42	124	.339	33	41	.805	41	139	180	4.0	59	2	14	25	65	15	329	7.3

CAREER HIGHS

PTS: 24 at Stanford (03/07/19)
REB: 16 vs North Texas (11/28/20)
AST: 2 vs Washington State (03/02/19)
STL: 3 vs Southern (12/09/20)
BLK: 6 (2x) last vs North Texas (11/28/20)



ETHAN HENDERSON

24 F • Jr. • 6-8 • 210
Little Rock, Ark.

• Played a season-high 15:31 at Alabama and recorded four rebounds with three blocked shots
• In 55 minutes this season has recorded 14 rebounds and five blocked shots.
• On 40-minute basis, averages 10.2 rebounds and 3.3 blocked shots.

Year	GP	GS	Min	Avg	FG	FGA	Pct	3FG	3FGA	Pct	FT	FTA	Pct	Off	Def	Tot	Avg	PF	FO	AST	TO	BLK	STL	Pts	Avg
2020-21	10	0	55	5.5	5	7	.714	0	0	.000	1	2	.500	7	7	14	1.4	6	0	0	2	5	0	11	1.1
CAREER	42	6	290	6.9	22	38	.579	0	0	.000	9	22	.409	26	46	72	1.7	44	1	5	7	23	7	53	1.3

CAREER HIGHS

PTS: 10 vs LSU (03/04/20)
REB: 9 vs Tennessee (02/26/20)
AST: 1 UT Arlington (11/23/18)
STL: 2 at Tennessee (01/15/19)
BLK: 4 at Texas A&M (03/07/20)



ERIC MUSSELMAN

University of Arkansas Head Coach
San Diego, 1987

As ARKANSAS Head Coach: 33-16 (2nd yr)
As Collegiate Head Coach: 143-50 (6th yr)
As Pro Head Coach: 503-291 (14 seasons)

As