



GEORGIA

BASKETBALL GAME NOTES

2020-21 SCHEDULE

OVERALL RECORD: 7-2
HOME: 7-1 • ROAD: 0-1

SEC RECORD: 0-2
HOME: 0-1 • ROAD: 0-1

NOVEMBER

Sun. 29 Florida A&M (SECN) W 85-75

DECEMBER

Wed. 2 North Georgia (SECN+) W 84-62

Fri. 4 Jacksonville (SECN) W 98-65

Tues. 8 Montana (SECN) W 63-50

Sat. 12 Samford (SECN+) W 79-75

Sat. 19 Cincinnati (SECN) W 83-68

Tues. 22 Northeastern (SECN+) W 76-58

Wed. 30 * Mississippi St. (SECN) L 73-83

JANUARY

Wed. 6 * at LSU (SECN) L 79-92

Sat. 9 * at Arkansas (SECN) 3:30

Wed. 13 * Auburn (SECN) 7:00

Sat. 16 * at Ole Miss (ESPN2) 12:00

Wed. 20 * Kentucky (SECN) 7:00

Sat. 23 * Florida (ESPN/2) 2:00

Wed. 27 * at S. Carolina (ESPNU) 7:00

Sat. 30 * Ole Miss (SECN) 6:00

FEBRUARY

Tues. 2 * at Auburn (SECN) 7:00

Sat. 6 * Vanderbilt (SECN) 1:00

Wed. 10 * at Texas A&M (SECN) 7:00

Sat. 13 * at Alabama (SECN) 3:30

Tues. 16 * Missouri (SECN) 6:30

Sat. 20 * at Florida (SECN) 3:30

Tues. 23 * LSU (SECN) 7:00

Sat. 27 * South Carolina (SECN) 1:00

MARCH

Wed. 3 * at Tennessee (ESPN2/U) 7:00


10-14 SEC Tourney (Nashville)

* - SEC games ♦ All times ET

GEORGIA: 7-2, 0-2 SEC VS. ARKANSAS: 9-2, 1-2 SEC



DATE: Saturday, January 9
TIPOFF: 3:30 p.m. ET
ARENA: Bud Walton Arena (19,368)
LOCATION: Fayetteville, Ark.
SERIES RECORD: UA leads, 23-16
LAST MEETING: UGA, 99-89, on 2/29/20



THE OPENING TIP

Georgia treks to the Western half of the SEC for the second time four days on Saturday when the Bulldogs visit Arkansas in Fayetteville for a Saturday matinee matchup with the Razorbacks. On Wednesday, Georgia dropped a gut-wrenching, 94-92 overtime decision at LSU.

The Bulldogs are now 7-2 on the season. Georgia began the 2020-21 campaign with a 7-0 start that was the program's best beginning in 38 years...since Georgia's 1982-83 Final Four season.

The Bulldogs are one of the nation's most balanced offensive basketball teams. **Through Thursday's games, Georgia was one of only three NCAA Division I men's basketball programs with six players averaging double figures in the scoring column along with UCLA and Merrimack. FYI, as of Friday morning there were 345 teams that had played games this season.**

SERIES HISTORY WITH ARKANSAS

Arkansas owns a 23-16 lead in the all-time series with the Bulldogs, including an 11-3 edge in games contested in Fayetteville.

Last season on Feb. 29 in Athens, Georgia raced to a 14-0 lead to open the game and then withstood numerous Arkansas attempts to rally as the Bulldogs secured a 99-89 victory before a sold-out Stegeman Coliseum.

A complete box score from that contest – as well as game-by-game results for the last 10 outings in the series – can be found on Page 5 of these Game Notes.

The Bulldogs earned their largest lead of the evening at 36-18 with 8:24 left in the first half before the Razorbacks trimmed the gap to 47-39 at the intermission.

► TALE OF THE TAPE

STATISTIC	UGA	UA
Points Per Game	81.4	87.2
Opp. Point Per Game	70.0	67.1
Scoring Margin	+11.4	+20.1
Field Goal Pct.	.469	.456
Opp. Field Goal Pct.	.412	.391
3-Point Pct.	.309	.341
3-Pointers Per Game	6.6	9.5
Opp. 3-Point Pct.	.304	.302
Free Throw Pct.	.699	.730
Free Throws Per Game	14.4	16.5
Rebounds Per Game	43.4	43.6
Opp. Rebound Per Game	34.1	34.5
Rebound Margin	+9.4	+9.1
Assists Per Game	16.3	15.3
Turnovers Per Game	17.8	12.1
Assist-to-Turnover Ratio	0.92	1.26
Turnover Margin	+0.4	+2.2
Steals Per Game	9.1	8.4
Blocks Per Game	2.8	5.6

Arkansas pulled within a single point three times in the second period, but the Bulldogs answered on each occasion – with a Rayshaun Hammonds three-point play, an acrobatic layup from Tyree Crump and a layup by Hammonds.

Anthony Edwards took over late, scoring 10 of his game-high 26 points in the final 4:30 as Georgia pushed a three-point lead to a 10-point margin of victory.

In the Bulldogs' most recent trip to Fayetteville on Jan. 29, 2019, Arkansas pulled away late en route to a 70-60 win over Georgia in a back-and-forth contest that featured seven ties and seven lead changes.

With the score tied 52-52, an Isaiah Joe 3-point-er initiated an 18-8 surge the rest of the way.

PRO-NUN-SEE-Ā-SHUN GUY'D

- 5 Justin KIER (ky-er) (*like tire with a "k"*)
- 10 TOUMANI (Too-mah-knee) CAMARA (Cuh-mahr-uh)
- 11 JAXON (Jack-son) ETTER (eh-tuhr)
- 15 SAHVIR (SAH-veer) Wheeler
- 23 MIKAL (Michael) Starks
- 25 TYRON (Ty-ron) McMILLAN (mic-mill-uhn)

► MEDIA COVERAGE

WATCH: SEC NETWORK

Kevin Fitzgerald (play-by-play);
Dane Bradshaw (analyst)

LISTEN: BULLDOG SPORTS NETWORK

Scott Howard (play-by-play);
Chuck Dowdle (analyst);
Adam Gillespie (producer)

Flagship: WSB AM 750; **XM:** 382
Internet: 972

THE STARTING 5...

Georgia is one of three D-I MBB teams – of 345 that have played this season – with six players currently averaging double figures in the scoring column.

The combined rosters of UGA & UA feature 20 players in their first seasons competing as Dogs and Hogs; however, neither team has a fourth-year senior.

Toumani Carama is tied for the league lead and is tied at No. 16 nationally with four double-doubles. All of those have come in the Bulldogs' last six games.

Sahvir Wheeler's three double-digit assist outings in the first three games of the season were as many as any SEC player posted in all of 2019-20.

UGA's roster features eight newcomers with representative in every class – two freshmen, a sophomore, two juniors and a trio of senior graduate transfers.



HEAD COACH TOM CREAN

- Named Georgia Basketball's 22nd head coach on March 15, 2018.
- 20 seasons as head coach at Marquette ('99-08), Indiana ('08-17) and Georgia ('18-19)
- Led 13 of his teams to postseason play, including nine NCAA Tournament bids, four Sweet 16s appearances and a trip to the 2003 Final Four.
- Produced 15 NBA players at Marquette (6), Indiana (7) and Georgia (2), including eight who were on opening-day rosters for the 2019-20 season. All told, those players have earned or are under contract to earn more than \$625 million.
- In 20 seasons, his teams have finished among the nation's top-25 squads statistically a combined 40 times in virtually every offensive and defensive statistic kept by the NCAA.
- Has coached 10 All-Americans and 39 all-conference performers.
- 56 of his four-year players at MU, IU and UGA have graduated, including six who earned their bachelor's degrees in less than four years and five who have secured master's degrees.



ASST. COACH STEVE McCLAIN

- Sports 28 seasons of collegiate coaching experience, including 18 as head coach.
- On Crean's staff at Indiana from 2010-15, with 2103 Big Ten title and three NCAAs.
- Spent five seasons as head coach at Illinois-Chicago (UIC) from 2015-20.



ASST. COACH CHAD DOLLAR

- Atlanta native with 20+ years experience in the SEC, ACC, AAC, C-USA and OVC.
- Father, Don, was legendary coach at Atlanta's Douglass HS. Brother, Cam, helped lead UCLA to the 1995 NCAA title.



ASST. COACH JOHN LINEHAN

- The NCAA D-I career leader in steals (385) and '02 National Def. Player of the Year.
- Played professionally overseas for 12 seasons, primarily in France.
- Spent time on staffs at Temple, Drexel and Brown before joining UGA staff in 2019.



DIR. OF PLAYER DEVELOPMENT BRIAN FISH

- More than three decades of experience as head coach at Montana State (2014-19) and on staffs at Oregon, Creighton, San Diego, TCU, Kansas State and Marshall.
- In 2009, named to Indiana Basketball Hall of Fame silver anniversary team.



DIR. OF OPERATIONS JAKE THELEN

- Second-youngest "DOBO" at a Power-5 school, turned 28 on Nov. 8.
- Served as graduate manager at Indiana for Tom Crean during 2016-17 season.
- At Bellarmine, consensus D-II All-American and Great Lakes Valley Conference POY.



S&C COACH SEAN HAYES

- In his 10th season at UGA after serving on the Buffalo Bills' staff from 2006-10.
- One of two SEC MBB S&C leaders who has earned Master of Strength & Conditioning honors from Collegiate S&C Coaches Association.



PLAYER DEVELOPMENT ASST. MICHAEL CURRY

- Played 11 seasons in the NBA with seven franchises.
- Served as an NBA Vice President for two seasons before moving into coaching.
- Coaching experience includes being head coach of Pistons and Florida Atlantic.



DIR. OF STRATEGY TIM DATHER

- Spent last four seasons with Pacers and 2015-16 with the Clippers.
- Served as Pacers' head coach/assistant coach during 2018-19 NBA Summer League.
- Worked four seasons at Indiana as both head student manager and grad. manager.



ATHLETIC TRAINER LANCE SCHUEMANN

- In third season at UGA after spending previous five seasons at Wyoming.
- Was a student athletic trainer for Florida MBB's 2007 NCAA Champion team.
- Also has stints on medical staffs at Valparaiso and Charleston Southern.

NUMERICAL NUGGETS

13 The Bulldogs have scored 90 or more points 13 times in Tom Crean's first 73 games in two-plus seasons as Georgia's head coach.

403 Georgia scored 90 or more points 13 times in the 403 games combined prior to Tom Crean's arrival. That period spans a length of 10-plus seasons back to 2008.

2 The Bulldogs have broken their all-time total attendance record for Stegeman Coliseum during both of Tom Crean's first two seasons in Athens.

SCOUTING THE HOGS

Arkansas is 9-2 overall and 1-2 in the SEC entering Saturday's game.

The Razorbacks were one of the league's last undefeated teams, racing to a 9-0 start to the 2020-21 season before dropping back-to-back decisions to ranked SEC foes. Arkansas' initial setback came to No. 12 Missouri last Saturday before the Razorbacks lost to No. 9 Tennessee in Knoxville on Wednesday.

Like Georgia, Arkansas features an extremely balanced offensive attack.

Five Razorbacks are contributing double-figure scoring averages – Moses Moody 15.9 ppg, JD Notae 15.7 ppg, Desi Sills 12.1 ppg, Justin Smith 11.6 ppg and Jalen Tate 10.4 ppg – while Connor Vanover is eight points shy of also scoring at a double-digit clip (102 points in 11 games for a 9.3 ppg average). *Of note, Smith is currently out of action after suffering an ankle injury in Arkansas' SEC opener at Auburn on Dec. 30.*

LAST TIME OUT

LSU outscored Georgia 14-12 in overtime en route to a 94-92 win over the Bulldogs at the Pete Maravich Assembly Center on Wednesday night.

Justin Kier and Sahvir Wheeler led the Bulldogs with 25 and 21 points, respectively, while Toumani Camara added his fourth double-double in the last five games with 14 points and 10 rebounds.

The back-and-forth affair featured no less than 20 lead changes and nine ties – including at halftime (42-42) and obviously at the end of regulation (80-80).

The Bulldogs earned the game's biggest advantage at 68-58 on a breakaway dunk by Kier with 9:07 remaining. Following an LSU timeout, the Tigers recorded back-to-back old-fashioned three-point plays to trim the gap to four points just 67 seconds later.

Georgia led 80-74 following a Wheeler 3-pointer with 1:57 left, but Javonte Smart's back-to-back 3-pointers tied the scored and forced the extra session.

THE UNOFFICIAL SEC TOURNEY TITLE

Georgia and Arkansas were the two Wednesday night winners at the 2020 SEC Tournament in Nashville last March.

On March 11, the Bulldogs bested Ole Miss, 81-63, in the evening's first outing before the Razorbacks downed Vanderbilt, 86-73. The following morning, the remainder of the tourney was canceled due to the COVID-19 pandemic.

Certain jokesters declared Georgia and Arkansas as the tourney's co-champions, making Saturday's matchup what those folks would consider a 2020 SEC Tourney title tilt.

AMERICA'S MOST BALANCED OFFENSES

Georgia, UCLA and Merrimack entered this weekend as the only Division I basketball teams in the nation with six players averaging double figures.

Through Thursday, 345 D-I teams had begun their 2020-21 seasons. Bulldogs Toumani Camara, Sahvir Wheeler, Tye Fagan, Justin Kier, P.J. Horne and Andrew Garcia represented one of only three sextets of teammates contributing 10 or more points to their team's offensive production.

All told, seven different Bulldogs – add Christian Brown to the ledger above – have combined to notch 37 double-digit scoring outputs during Georgia's first nine games.

Of note: 1) the double-figure Bruins are Jaime Jaquez Jr., Chris Smith, Jonny Juzang, Tyger Campbell, Cody Riley and Jules Bernard; and 2) Merrimack has only played one game this season.

Following the Bulldogs, Bruins and Warriors, there were 20 teams with five double-digit scorers as of Friday morning, including Arkansas.

DOGS, HOGS TOPS IN POINTS & BOARDS

Georgia and Arkansas both are near the top SEC statistics for scoring and rebounding.

The Razorbacks are the league's most potent offensive, averaging 87.2 ppg, while the Bulldogs' 81.4 ppg is No. 3. Nationally, they ranked No. 10 and No. 38 as of Friday.

Georgia is currently No. 2 in the SEC in rebounding margin at +9.3 rpg, slightly better than Arkansas, which is No. 3 at +9.1. Those efforts were No. 23 and No. 24 in rankings for all D-I teams entering this weekend.

BULLDOGS SUPPLYING THE DIGITS

Georgia is averaging 81.4 points per game this season, continuing the Bulldogs' trend of big-time point production under Tom Crean.

Georgia scored 92 points against LSU on Wednesday – the 13th time UGA reached the 90-point plateau in Crean's 73 games at UGA. By comparison, Georgia scored 90 or more points just 13 times in the 403 games before Crean's arrival, a span of 10-plus seasons dating back to 2008.

Last year, the Bulldogs averaged 75.9 ppg, their highest effort in more than 15 years. The last time Georgia produced a higher points per game clip than that mark was in 2002-03 when the Bulldogs averaged 79.2.

KIER, WHEELER LEADING SEC

Georgia's Justin Kier and Sahvir Wheeler entered this weekend leading the SEC in steals and assists, respectively.

Kier's average of 2.3 spg paced league leaders and ranked No. 51 nationally on Friday.

Wheeler's production of 7.7 passes-to-points not only placed him atop SEC stats but also put him at No. 6 nationally. The sophomore from Houston's average was 2.7 assists per game better than any other league player.

IT AIN'T JUST WHEELER DISHING

Georgia leads the SEC and ranks No. 52 nationally in assists per game.

All told, 147 of the Bulldogs' 272 made field goals this season have been assisted buckets, 54.0 percent of every Georgia make.

Following Sahvir Wheeler's league-leading average of 7.7 apg, Justin Kier is ranked No. 8 in SEC stats at 4.0 apg.

CAMARA'S PRODUCTION INCREASES

Toumani Camara's efforts in the scoring and rebounding columns have increased dramatically from last season.

Camara's scoring average is up 116 percent from a year ago – from 6.6 to 14.3 ppg – while his rebounding count is up 107 percent – from 4.3 to 8.9 rpg.

In turn, Camara has produced an SEC-high four double-doubles this season, all of those coming in the last six games.

Camara's increased offensive production can be traced to the second half of last season. After scoring in double figures once in the Bulldogs' first 16 games, he did so seven times in the final 16 outings. With seven more double-digit tallies this season, Camara has now scored 10 or more points in 15 of his last 25 outings at Georgia.

NEW FACES IN NEW PLACES

There are no less than 20 first-year players in Saturday's game. Georgia has eight newcomers, while there are 12 new Razorbacks. Of note, neither roster includes a true senior.

THIS AFTERNOON'S POTENTIAL STARTERS

GEORGIA (7-2, 0-2 SEC) vs. ARKANSAS (9-2, 1-2 SEC)

COACH: Tom Crean
34-39 in 3rd season at UGA
390-270 in 21st season overall

COACH: Eric Musselman
28-14 in 2nd season at UA
138-47 in 6th season overall

MOST RECENT STARTERS

NO.	NAME	PPG	RPG	NO.	NAME	PPG	RPG
2	SAHVIR WHEELER (5-10; 180; Soph.; Houston, Texas)	13.7	3.8	3	DESI SILLS (6-2; 200; Jr.; Jonesboro, Ark.)	12.1	3.9
5	JUSTIN KIER (6-5; 190; Gr.; Grottes, Va.)	12.6	4.8	5	MOSES MOODY (6-6; 205; Fr.; Little Rock, Ark.)	15.9	5.7
10	TOUMANI CAMARA (6-8; 220; Soph.; Brussels, Belgium)	14.3	8.9	10	JAYLIN WILLIAMS (6-10; 245; Fr.; Fort Smith, Ark.)	3.4	3.6
14	TYE FAGAN (6-3; 195; Jr.; Logtown, Ga.)	10.6	5.9	11	JALEN TATE (6-6; 175; Sr.; Pickerington, Ohio)	10.4	4.2
24	P.J. HORNE (6-6; 230; Gr.; Tifton, Ga.)	10.6	4.2	23	CONNOR VANOVER (7-3; 247; R-Soph.; Little Rock, Ark.)	9.3	7.3

OFF THE BENCH

4	ANDREW GARCIA (6-6; 225; Gr.; Bergenfield, N.J.)	10.1	4.2	1	JD NOTAE (6-1; 195; R-Jr.; Covington, Ga.)	15.7	3.5
3	CHRISTIAN BROWN (6-6; 215; Soph.; Hopkins, S.C.)	6.8	3.6	2	VANCE JACKSON JR. (6-9; 238; Gr.; Pasadena, Calif.)	5.3	3.2
25	TYRON McMILLAN (6-9; 220; Soph.; New Orleans, La.)	2.7	2.4	4	DEVONTAE "DEVO" DAVIS (6-3; 180; Fr.; Jacksonville, Ark.)	3.7	2.3
13	JONATHAN NED (6-9; 215; Jr.; Brentwood, Calif.)	2.1	1.9	12	KHALEN "KK" ROBINSON (6-0; 175; Fr.; Little Rock, Ark.)	2.6	0.9
23	MIKAL STARKS (6-0; 185; Jr.; Miami, Fla.)	0.3	0.8	24	ETHAN HENDERSON (6-8; 210; Jr.; Little Rock, Ark.)	1.2	1.5

Georgia's octet newcomers features a representative of every class – freshmen K.D. Johnson and Josh Taylor, sophomore Tyron McMillan, juniors Jonathan Ned and Mikal Starks; and graduate transfer seniors Andrew Garcia, P.J. Horne and Justin Kier.

The dozen first-year Razorbacks include five freshmen, one sophomore transfer, two junior transfers and four graduate transfers.

"CAMARA" THROUGHOUT SEC STATS

Toumani Camara's name is littered throughout league leader stats.

The sophomore from Brussels, is ranked among the best in the SEC in no less than seven categories – No. 12 in scoring, No. 3 in rebounding, No. 4 in field goal percentage, No. 7 in steals, No. 12 in blocked shots, No. 3 in offensive rebounding and No. 4 in defensive rebounding.

DOGS' DOUBLE-DOUBLE TANDEM

Georgia's Toumani Camara and Sahvir Wheeler are the only Southeastern Conference teammates with three double-doubles each this season.

Wheeler opened the campaign with a trio of point-assist efforts against Florida A&M, North Georgia and Jacksonville. He is believed to be the first SEC player with three straight point-assist double-doubles Mississippi State's Chuck Evans in 1993.

Camara's efforts are of the more traditional point-rebound variety and came versus Montana, Cincinnati, Mississippi State and LSU.

LATEST ROAD OPENER IN 77 SEASONS

Georgia's trip to Baton Rouge to face LSU on Jan. 6 represented the Bulldogs' latest initial road game calendar wise since 1945.

The Bulldogs opened the "1944-45" campaign by hosting Clemson on Jan. 8 and then traveled to take on Jacksonville NAS (that's Naval Air Station) on Jan. 12.

The last time Georgia played December games and its first road game this late was the 1940. The Bulldogs played five home dates between Dec. 20, 1939-Jan. 5, 1940 before trekking to Clemson on Jan. 6, 1940.

The trip to Baton Rouge was the latest date for the Bulldogs' first true road game since the 2008-09 season when Georgia played three neutral site games before facing Georgia Tech on Jan. 6 in Atlanta.

BULLDOGS COLLECT SEC HONORS

Tye Fagan and Toumani Camara earned SEC Player of the Week accolades in the first and fourth weeks of the season.

Fagan won the honor on Nov. 30, a day after posting career-high tallies of 21 points and 10 rebounds en route to his first career double-double in the season opener versus Florida A&M.

► DOUBLE-DIGIT DOGS

POINTS	SEASON	CAREER
P.J. Horne	7	21
Sahvir Wheeler	7	18
Toumani Camara	7	15
Justin Kier	5	56
Tye Fagan	5	8
Andrew Garcia	4	44
Christian Brown	2	3
REBOUNDS	SEASON	CAREER
Toumani Camara	4	4
Tye Fagan	1	1
Justin Kier	0	10
Andrew Garcia	0	9
ASSISTS	SEASON	CAREER
Sahvir Wheeler	3	3
DOUBLE-DOUBLES	SEASON	CAREER
Toumani Camara	4	4
Sahvir Wheeler	3	3
Tye Fagan	1	1
Andrew Garcia	0	9
Justin Kier	0	8
20-POINT GAMES	SEASON	CAREER
Sahvir Wheeler	2	3
Justin Kier	1	10
Andrew Garcia	1	6
Tye Fagan	1	1
P.J. Horne	1	1
30-POINT GAMES	SEASON	CAREER
Justin Kier	0	1

Career numbers of Garcia, Horne & Kier include prior to UGA

► UGA QUICK FACTS

LOCATION.....Athens, Ga.
ENROLLMENT.....38,920
FOUNDED.....1785
CONFERENCE.....Southeastern
NICKNAME.....Bulldogs
MASCOT.....Uga X
COLORS.....Red & Black
PRESIDENT

.....Jere W. Morehead (UGA J.D. '80)

FACULTY ATHLETICS REPRESENTATIVE

.....David Shipley (Oberlin '72)

J. REID PARKER DIRECTOR OF ATHLETICS

.....Greg McGarity (Georgia '76)

UGA: FIRST & STILL FOREMOST

- UGA was chartered on Jan. 27, 1785, and – as the first state-chartered university in America – serves as the birthplace of public higher education in the U.S.
- UGA's was chartered two years before the U.S. Constitution was signed and four years prior to George Washington's inauguration as our first President.
- UGA has been ranked among the nation's top-25 public universities by *U.S. News & World Report* every year since 2000. UGA was No. 15 in the most recent rankings released in September 2020.

► DEFLECTION OBJECTIVE

"I was told a long time ago – and I don't think you can say it any better – deflections are barometer of active defense. It's any type of activity on the ball. It's a finger tip, a hand, blocked shots, charges, a steal. That's what we're aiming for. I want our team at a deflection-to-turnover ratio of 3.5-to-1. To me, that is an optimal number."



UGA DEFLECTIONS

Player	Number
Toumani Camara	97
Justin Kier	63
Sahvir Wheeler	59
Tye Fagan	39
Christian Brown	36
Andrew Garcia	36
P.J. Horne	34
Tyron McMillan	20
Jonathan Ned	16
Mikal Starks	12
Jaxon Etter	10
Josh Taylor	4



Fagan connected on 9-of-10 shots from the field against the Rattlers and played a major role in creating distance on the scoreboard. Fagan scored eight points in a span of 76 seconds as Georgia expanded a two-point lead (49-47) to 10 (59-49).

Camara was tabbed on Dec. 21 after his 19-point, 10-rebound performance against Cincinnati two days earlier. He equaled his career-best scoring output (19 points) for the third time this season en route to his second double-double.

The sophomore from Brussels, Belgium, had 14 points and eight rebounds in the first half and keyed a 15-0 run that broke the game wide open and extended an eight-point lead to a 23-point cushion. Camara scored eight points and collected four boards in that surge.

Fagan and Camara are the 28th and 29th different Bulldogs who have combined to win SEC Player of the Week recognition 39 times since the award's inception in 1985.

UGA AMONG LAST UNBEATENS

With a men's/women's doubleheader sweep on Dec. 22, Georgia became one of only two D-I schools with both hoops programs undefeated on Christmas.

The Lady Bulldogs dispatched Appalachian State, 107-44, in the afternoon, their highest scoring output since Dec. 28, 2000.

Later that evening, the Bulldogs defeated Northeastern, 76-58.

Michigan, with a 7-0 men's team and a 5-0 women's record, was the only other school with unblemished records when Santa Claus circled the globe.

► KEEPING AN EYE ON

ENTERING TONIGHT'S GAME:

JUSTIN KIER IS...

- 7 assists from 250 for his career
- 14 rebounds from 600 for his career

ANDREW GARCIA IS...

- 125 points from 1,000 for his career
- 48 rebounds from 500 for his career

WHEELER PRODUCES HISTORIC START

Sahvir Wheeler opened the season with a streak three consecutive point-assist double-doubles.

Wheeler has 12 points and 12 assists against Florida A&M, equaling the fourth-best single-game assist tally in 116 seasons of Georgia Basketball. It also was the most assists by a Bulldog in more than two decades...since G.G. Smith also had a dozen against Vanderbilt on Jan. 3, 1999.

The sophomore from Houston followed the FAMU contests with 17 points and 10 assists versus North Georgia and 21 points and 10 assists against Jacksonville.

Wheeler became the first SEC player to record three-straight point-assist double-doubles since at least the 2000-01 season. In fact, only two league players – Florida's Chris Chiozza and Kentucky's Tyler Ulis – recorded back-to-back point-assist double-doubles in the last five seasons. The last instance of three-consecutive point-assist double-doubles found was a stretch by Mississippi State's Chuck Evans during the 1992-93 season.

Wheeler also is believed to be the first Georgia player with back-to-back double-figure assist tallies ever. Box scores dating back through 1969-70 did not find anyone who had done so. There were a couple of close calls, most notably Gino Gianfrancesco – who owns three of the top-four single-game assist efforts in school history – in a three-game span covering the 1971-72 and 1972-73 seasons.

CREAN FAMILIAR WITH BEARCATS

Tom Crean improved to 7-7 all-time against Cincinnati with a Dec. 19 win over the Bearcats. All of the previous matchups coming during his tenure at Marquette from 1999-08.

"This game brings back tremendous intensity for me," Crean said prior to the game. "When I was growing up as a coach, every day it started with 'What's going on at Cincinnati?' and 'What's going on at Louisville?' My coaching career began with those two programs as a measuring stick. Every day was about how do we compete with Cincinnati."

Marquette and Cincinnati were conference rivals throughout Crean's time in Milwaukee, competing in Conference USA from 1999-05 before both moved to the Big East. They also were relatively regular NCAA participants, combining for 11 bids to "March Madness."

29

Georgia 99,
Arkansas 89

2/29/20 • Athens, Ga.

ARKANSAS (18-11, 6-10)

Player	FGs	3FGs	FTs	Rb	Pf	Pts	A	T	B	S	MP
Joe	8-18	4-10	6-6	3	1	26	1	0	0	2	40
Bailey	2-5	0-1	2-4	4	5	6	0	0	2	0	21
Jones	8-14	1-5	9-9	3	2	26	5	3	1	1	37
Henderson	0-0	0-0	0-0	0	4	0	0	0	0	0	6
Whitt	2-6	0-0	1-2	4	4	5	6	1	0	0	33
Sills	8-13	3-5	2-5	6	3	21	0	1	0	0	33
Harris	1-5	1-3	2-2	4	2	5	1	1	0	2	28
Chaney	0-1	0-0	0-0	0	0	0	0	0	0	0	2
TEAM	5										
Totals	29-62	9-24	22-28	29	21	89	13	6	3	5	200

GEORGIA (15-14, 5-11)

Player	FGs	3FGs	FTs	Rb	Pf	Pts	A	T	B	S	MP
Harris	5-8	0-3	1-2	9	3	11	0	3	1	1	30
Edwards	8-14	3-6	7-8	7	2	26	2	2	0	1	37
Camara	4-8	0-1	2-5	7	3	10	0	1	0	0	33
Wheeler	5-9	0-1	1-3	1	3	11	2	3	0	0	28
Hammonds	9-13	3-4	1-1	9	2	22	3	1	0	0	32
Gresham	1-4	0-2	1-1	0	3	3	3	0	0	0	10
Brown	1-4	0-0	0-0	3	2	2	1	0	1	0	7
Crump	5-7	4-6	0-0	1	4	14	1	0	0	0	17
Fagan	0-0	0-0	0-0	0	0	0	0	0	0	0	3
Peake	0-0	0-0	0-0	1	1	0	0	0	0	0	3
TEAM	2										
Totals	38-67	10-23	13-20	40	23	99	12	10	2	2	200

Score by Periods	1st	2nd	Total	Deadball Rebs.	Total
Arkansas	39	50	89	Arkansas	4
Georgia	47	52	99	Georgia	2

Officials: Joe Lindsey, Brian Shey, Rob Rorke. Attendance: 10,017.

	UA	UGA
Points in the paint	30	50
Points off turnovers	11	9
2nd chance points	7	16
Bench points	26	19

► BY THE NUMBERS

GEORGIA'S RECORD IS...

	Overall	SEC	Clean
Currently.....	7-2	0-2	34-39
at Stegeman Coliseum:.....	7-1	0-1	27-15
on the road:.....	0-1	0-1	4-19
at a neutral site:.....	0-0	0-0	3-5
Day Games:.....	1-0	0-0	8-14
Night Games:.....	6-2	0-2	26-25
In November:.....	1-0	0-0	10-5
In December:.....	6-1	0-1	14-3
In January:.....	0-1	0-1	4-13
In February:.....	0-0	0-0	4-13
In March:.....	0-0	0-0	2-5
On Sunday:.....	1-0	0-0	2-0
On Monday:.....	0-0	0-0	3-1
On Tuesday:.....	2-0	0-0	7-9
On Wednesday:.....	1-2	0-2	8-13
On Thursday:.....	0-0	0-0	0-0
On Friday:.....	1-0	0-0	5-0
On Saturday:.....	2-0	0-0	9-16

GEORGIA'S RECORD WHEN...

	Overall	SEC	Clean
Leading at the half:.....	5-0	0-0	25-8
Trailing (or tied) at the half:.....	2-2	0-2	9-31
Shooting 50% or better:.....	3-0	0-0	15-4
Shooting less than 50%:.....	4-2	0-2	19-35
Opp. shooting 50% or better:.....	1-0	0-0	3-15
Opp. shooting 50% or less:.....	6-2	0-2	31-24
UGA outrebounds opponent:.....	7-1	0-1	29-16
Opponent outrebounds UGA:.....	0-1	0-1	4-21
Teams tied in rebounds:.....	0-0	0-0	1-2
UGA shooting 70% or better FTs:.....	4-0	0-0	20-21
UGA shooting 70% or less FTs:.....	3-2	0-2	14-18
Game is decided by 1-4 points:.....	1-1	0-0	6-10
Game is decided by 5-10 points:.....	0-0	0-0	3-7
Game is decided by >10 pts:.....	6-1	0-1	25-22
Scoring less than 59 points:.....	0-0	0-0	0-11
Scoring 60-69 points:.....	1-0	0-0	5-12
Scoring 70-79 points:.....	2-1	0-1	6-10
Scoring 80-89 points:.....	3-0	0-0	13-3
Scoring 90-99 points:.....	1-1	0-1	8-2
Scoring > 100 points:.....	0-0	0-0	2-1
Allowing less than 50 points:.....	0-0	0-0	2-0
Allowing 50-59 points:.....	2-0	0-0	7-0
Allowing 60-69 points:.....	3-0	0-0	12-7
Allowing 70-79 points:.....	2-0	0-0	9-12
Allowing 80-89 points:.....	0-1	0-1	4-10
Allowing 90 or more points:.....	0-1	0-1	0-10
0 players in double digits:.....	0-0	0-0	0-1
1 player in double digits:.....	0-0	0-0	5-7
2 players in double digits:.....	0-0	0-0	3-9
3 players in double digits:.....	2-0	0-0	10-10
4 or more players in double digits:.....	5-2	0-2	17-12
UGA bench outscored opp. bench:.....	4-2	0-2	24-24
Winning the opening tip:.....	7-1	0-1	24-12
Scoring first:.....	5-0	0-0	27-18
Playing overtime:.....	0-1	0-0	1-3

► SPECIALTY STATS

	IN PT.	OFF TO	2ND CH	BENCH
Georgia	394	181	133	202
Opponent	258	160	101	191
Difference	+136	+21	+32	+11

Game-by-game breakdown on Page 8.

About 24 hours later, Georgia announced it would play Florida A&M on the 29th.

On Nov. 24, Tom Crean said: "Well in a nut shell, this came up yesterday morning and we already had some ideas of potential replacements for the first couple of weeks so we really started with that. That becomes the most important thing...some were available, most weren't available to be honest with you, but Florida A&M was the one that had the most opportunity to say yes and the best opportunity to say yes, in the shortest amount of time, and the shortest distance involved."

Less than 24 hours after that, Crean's comments seemed prophetic when Wednesday's season opener against Columbus State was canceled just hours before tip off.

That outing was scrapped when COVID-19 tests returned positive within the Cougars' traveling party.

On Nov. 30 – about 54-and-a-half hours before tipoff – the Columbus State game was replaced by the Dec. 2 North Georgia contest. The addition of that contest lined up games against Nighthawks, Dolphins and Grizzlies in a span of just less than a week.

"It's not optimal, but for this year, it's very probable," Tom Crean said following the North Georgia contest. "I told the guys, we may get to a situation where we don't have three games in three weeks, let alone three games in one week. Who knows what way this season is going to go. Anything you do is getting you ready for what's coming. It just so happens that this is the way it's going to be."

LATEST OPENER IN A WHILE

Last season, the Bulldogs christened their season on Nov. 5, the earliest opening contest ever in Georgia's 115 seasons. The previous first date for an initial outing was when the 2013-14 campaign began on Nov. 8.

With the 2020-21 campaign delayed due to COVID-19, the Bulldogs' Nov. 29 date against Florida A&M was their latest opener in nearly three decades.

Georgia began the 1992-93 season on Dec. 1, with a 76-65 loss to No. 3 Kansas at Allen Fieldhouse in Lawrence.

That contest was the first of a "home-and-home" between UGA and KU. The quote marks are to emphasize that Kansas' trip was not to Athens. The Jayhawks returned the game in Atlanta as part of the first-ever basketball event at Georgia Dome, the 1993 Kuppenheimer Classic.

TOP-RANKED JUCOS JOIN DOGS

Each of Georgia's trio of junior college recruits was ranked among the top-15 prospects nationally by 247Sports.com, with Mikal Starks listed at No. 9, Tyron McMillan featured at No. 11 and Jonathan Ned included at No. 15.

Ned and Starks come from dramatically different hometowns but the same school – Eastern Florida State. Ned is from Northern California, while Starks hails from South Florida. They helped EFSC's Titans win 55 games over two seasons and reach the "Elite Eight" round of the 2019 NJCAA Tournament.

McMillan earned All-Region honors in his one season at Kilgore College in Texas.

EDWARDS DRAFTED NO. 1 OVERALL

Anthony Edwards was chosen by the Minnesota Timberwolves with the No. 1 overall pick of the 2020 NBA Draft on Nov. 18. Edwards became the Bulldogs' highest draft pick ever, topping Dominique Wilkins, who was selected No. 3 overall in 1982.

"This is an incredibly special night for an incredibly special young man," Tom Crean said. "I know the time and the effort he's put into getting to this point. He's earned it. He works extremely hard. He's dedicated to getting better."

Edwards is the Bulldogs' 39th NBA Draft pick and the eighth first-rounder. He was the first lottery pick since Kentavious Caldwell-Pope (No. 8 overall) in 2013.

"This is a big-time moment for this program," Crean said. "When you're trying to build on what others have done here before, you've got to have moments that help establish what you want your program to be. I think everyone who has ever been a part of Georgia Basketball can be proud of this. It also shows that you can come to Georgia, and in Anthony's case come to Georgia and stay close to home, and achieve all of your dreams. That's really, really important for us."

Edwards was the nation's top-scoring freshman at 19.1 ppg. His 610 points were the 10th-most ever by an SEC freshman. He was named SEC Freshman of the Year by league coaches and the AP and was SEC Freshman of the Week a school-record four times.

Edwards became the SEC's sixth all-time overall No. 1 pick in the NBA Draft – and the fifth since 2010, joining Shaquille O'Neal to Orlando in 1992, John Wall to Washington in 2010, Anthony Davis to New Orleans in 2012, Karl Anthony-Towns to Minnesota in 2015 and Ben Simmons to Philadelphia in 2016.

A GOOD YEAR FOR DRAFTED DOGS

Anthony Edwards' selection as the top overall selection in the NBA Draft continued a strong year for Georgia in professional drafts.

Offensive tackle Andrew Thomas was the No. 4 overall pick in the NFL Draft by the New York Giants. Pitcher Emerson Hancock was the No. 6 selection in the first round of the MLB Draft by the Seattle Mariners.

With that, Georgia became just the fifth school ever to have top-10 picks in the three major sports drafts in the same year.

► 2020-21 OVERALL STATISTICS (7-2) (HOME: 7-1; AWAY: 0-1; NEUTRAL: 0-0)

NO. PLAYER	G-GS	MP-AVG.	FG-FGA	Pct.	3FG-FGA	Pct.	FT-FTA	Pct.	OR	DR	TOT.-AVG.	PF-DQ	A	TO	B	S	Pts.-Avg
10 Toumani Camara	8-8	230-28.8	46-92	.500	4-23	.174	18-30	.600	26	45	71-8.9	26-0	15	21	9	15	114-14.3
02 Sahvir Wheeler	9-9	302-33.6	45-123	.366	8-35	.229	25-33	.758	7	27	34-3.8	25-0	69	46	0	13	123-13.7
05 Justin Kier	8-8	265-33.1	36-76	.474	18-42	.429	11-16	.688	4	34	38-4.8	14-0	32	23	0	18	101-12.6
14 Tye Fagan	9-9	227-25.2	41-75	.547	3-12	.250	10-18	.556	19	34	53-5.9	10-0	11	14	2	3	95-10.6
24 P.J. Horne	9-9	242-26.9	34-72	.472	18-51	.353	9-12	.750	19	19	38-4.2	20-0	4	6	4	9	95-10.6
04 Andrew Garcia	9-0	173-19.2	31-52	.596	1-4	.250	28-37	.757	17	21	38-4.2	26-2	6	21	3	8	91-10.1
03 Christian Brown	9-1	126-14.0	20-41	.488	4-12	.333	17-24	.708	10	22	32-3.6	12-0	1	9	3	7	61-6.8
25 Tyron McMillan	9-1	85-9.4	8-16	.500	0-0	.000	8-10	.800	4	18	22-2.4	10-0	1	4	1	3	24-2.7
13 Jonathan Ned	8-0	65-8.1	7-17	.412	3-10	.300	0-0	.000	4	11	15-1.9	4-0	2	5	2	2	17-2.1
01 Jaykwon Walton	2-0	15-7.5	0-3	.000	0-2	.000	2-4	.500	1	5	6-3.0	1-0	0	2	0	0	2-1.0
11 Jaxon Etter	7-0	28-4.0	2-3	.667	0-0	.000	2-2	1.000	0	3	3-0.4	4-0	0	1	0	0	6-0.9
12 Josh Taylor	5-0	17-3.4	1-4	.250	0-0	.000	0-0	.000	3	8	11-2.2	4-0	0	4	1	1	2-0.4
23 Mikal Starks	6-0	50-8.3	1-6	.167	0-0	.000	0-0	.000	0	5	5-0.8	9-0	6	2	0	3	2-0.3
TM TEAM									14	11	25-2.8			2			
Total	9		272-580	.469	59-191	.309	130-186	.699	128	263	391-43.4	165-2	147	160	25	82	733-81.4
Opponents	9		231-561	.412	69-227	.304	99-149	.664	97	210	307-34.1	178-4	100	164	27	72	630-70.0

BY PERIOD	1st	2nd	1OT	2OT	Total	DEADBALL REBOUNDS TOTAL
Georgia	343	378	12	-	733	Georgia 26
Opponents	312	304	14	-	630	Opponents 20

TEAM STATISTICS

	UGA	OPP
SCORING	733	630
Points per game	81.4	70.0
Scoring margin	+11.4	-
FIELD GOALS-ATT	272-580	231-561
Field goal pct	.469	.412
3 POINT FG-ATT	59-191	69-227
3-point FG pct	.309	.304
3-pt FG made per game	6.6	7.7
FREE THROWS-ATT	130-186	99-149
Free throw pct	.699	.664
F-Throws made per game	14.4	11.0
REBOUNDS	391	307
Rebounds per game	43.4	34.1
Rebounding margin	+9.3	-
ASSISTS	147	100
Assists per game	16.3	11.1
TURNOVERS	160	164
Turnovers per game	17.8	18.2
Turnover margin	+0.4	-
Assist/turnover ratio	0.9	0.6
STEALS	82	72
Steals per game	9.1	8.0
BLOCKS	25	27
Blocks per game	2.8	3.0
ATTENDANCE	13104	2635
Home games-Avg/Game	8-1638	1-2635

[illegible]

► 2020-21 SEC STATISTICS (0-2) (HOME: 0-1; AWAY: 0-1; NEUTRAL: 0-0)

NO. PLAYER	G-GS	MP-Avg.	FG-FGA	Pct.	3FG-FGA	Pct.	FT-FTA	Pct.	OR	DR	Tot.-Avg.	PF-DQ	A	TO	B	S	Pts.-Avg
24 P.J. Horne	2-2	68-34.0	11-25	.440	8-21	.381	2-2	1.000	2	6	8-4.0	7-0	0	2	1	1	32-16.0
05 Justin Kier	2-2	68-34.0	10-22	.455	6-13	.462	3-3	1.000	2	7	9-4.5	4-0	8	4	0	3	29-14.5
02 Sahvir Wheeler	2-2	80-40.0	9-25	.360	3-11	.273	6-8	.750	2	5	7-3.5	5-0	17	11	0	2	27-13.5
10 Toumani Camara	2-2	63-31.5	10-24	.417	1-7	.143	4-9	.444	7	14	21-10.5	8-0	4	6	2	5	25-12.5
14 Tye Fagan	2-2	51-25.5	8-18	.444	2-4	.500	0-2	.000	5	8	13-6.5	3-0	1	6	0	0	18-9.0
04 Andrew Garcia	2-0	47-23.5	7-13	.538	0-2	.000	3-3	1.000	5	7	12-6.0	7-1	3	7	0	2	17-8.5
03 Christian Brown	2-0	25-12.5	4-6	.667	1-2	.500	5-7	.714	0	4	4-2.0	0-0	0	1	2	1	14-7.0
25 Tyron McMillan	2-0	11-5.5	1-3	.333	0-0	.000	1-2	.500	0	2	2-1.0	4-0	0	0	0	0	3-1.5
23 Mikal Starks	1-0	4-4.0	0-0	.000	0-0	.000	0-0	.000	0	0	0-0.0	0-0	1	0	0	0	0-0.0
11 Jaxon Etter	1-0	4-4.0	0-0	.000	0-0	.000	0-0	.000	0	0	0-0.0	1-0	0	0	0	0	0-0.0
13 Jonathan Ned	1-0	4-4.0	0-0	.000	0-0	.000	0-0	.000	0	1	1-1.0	1-0	0	0	1	0	0-0.0
TM TEAM									5	2	7-3.5			0			
Total	2		60-136	.441	21-60	.350	24-36	.667	28	56	84-42.0	40-1	34	37	6	14	165-82.5
Opponents	2		60-136	.441	22-57	.386	35-51	.686	29	53	82-41.0	35-0	25	28	9	27	177-88.5

BY PERIOD	1st	2nd	1OT	2OT	Total	DEADBALL REBOUNDS TOTAL
Georgia	69	84	12	-	165	Georgia 7
Opponents	83	80	14	-	177	Opponents 7

TEAM STATISTICS

	UGA	OPP
SCORING	165	177
Points per game	82.5	88.5
Scoring margin	-6.0	-
FIELD GOALS-ATT	60-136	60-136
Field goal pct	.441	.441
3 POINT FG-ATT	21-60	22-57
3-point FG pct	.350	.386
3-pt FG made per game	10.5	11.0
FREE THROWS-ATT	24-36	35-51
Free throw pct	.667	.686
F-Throws made per game	12.0	17.5
REBOUNDS	84	82
Rebounds per game	42.0	41.0
Rebounding margin	+1.0	-
ASSISTS	34	25
Assists per game	17.0	12.5
TURNOVERS	37	28
Turnovers per game	18.5	14.0
Turnover margin	-4.5	-
Assist/turnover ratio	0.9	0.9
STEALS	14	27
Steals per game	7.0	13.5
BLOCKS	6	9
Blocks per game	3.0	4.5
ATTENDANCE	1638	2635
Home games-Avg/Game	1-1638	1-2635

► 2020-21 INDIVIDUAL SINGLE-GAME SUPERLATIVES

GEORGIA	CATEGORY	OPPONENT
25 Justin Kier vs. LSU	POINTS	29 Myron Gordon (Samford)
17 Toumani Camara vs. Montana	REBOUNDS	12 Darius Days (LSU)
9 Tye Fagan vs. Florida A&M	FIELD GOALS	9 Myron Gordon (Samford) 9 M.J. Randolph (Florida A&M)
18 Sahvir Wheeler vs. Jacksonville 18 Toumani Camara vs. North Georgia	FIELD GOAL ATTEMPTS	20 D.J. Stewart (Mississippi St.)
.900 Tye Fagan (9x10) vs. Florida A&M	FIELD GOAL PERCENTAGE	1.000 D.J. Jones (7x7) (Florida A&M)
6 Justin Kier vs. LSU	3-POINT GOALS	5 Javonte Smart (LSU)
11 P.J. Horne vs. LSU 11 Justin Kier vs. LSU	3-POINT GOAL ATTEMPTS	10 Javonte Smart (LSU)
.545 Justin Kier (6x11) vs. LSU	3-POINT GOAL PERCENTAGE	.667 Iverson Molinar (4x6) (Mississippi St.) .667 Jahmyl Telfort (4x6) (Northeastern)
10 Andrew Garcia vs. Florida A&M	FREE THROWS	15 Cameron Thomas (LSU)
11 Andrew Garcia vs. Florida A&M	FREE THROW ATTEMPTS	16 Cameron Thomas (LSU)
1.000 Justin Kier vs. Cincinnati (5x5)	FREE THROW PERCENTAGE	100.0 Kyle Owens (5x5) (Montana) 100.0 Eric Jones (7x7) (North Georgia)
12 Sahvir Wheeler vs. Florida A&M	ASSISTS	6 Tyson Walker (Northeastern)
2 Christian Brown vs. LSU 2 Toumani Camara vs. Northeastern 2 P.J. Horne vs. Samford 2 Andrew Garcia vs. Montana	BLOCKS	3 Abdul Ado (Mississippi St.) 3 Michael Steadman (Montana)
5 Justin Kier vs. Northeastern	STEALS	6 Javonte Smart (LSU)
41 Justin Kier vs. LSU 41 Sahvir Wheeler vs. LSU	MINUTES	40 Trendon Watford (LSU)

► 2020-21 TEAM SINGLE-GAME SUPERLATIVES

UGA HIGH	UGA LOW	CATEGORY	OPP HIGH	OPP LOW
98 vs. Jacksonville 49 vs. Cincinnati 52 vs. Jacksonville	63 vs. Montana 27 vs. Miss. St. 31 vs. Montana	POINTS 1ST HALF POINTS 2ND HALF POINTS	94 by LSU 45 by Northeastern 42 by Miss. St., Florida A&M	50 by Montana 24 by Montana 13 by Northeastern
49 vs. Montana	36 vs. Florida A&M	REBOUNDS	42 by Miss. St.	27 by N. Georgia
38 vs. Jacksonville 74 vs. Jacksonville	26 Miss. St. 59 vs. Northeastern, Cincinnati, N. Georgia	FGs FGAs	31 by LSU, Florida A&M 70 by LSU	18 by Montana 51 by Montana
.525 vs. N. Georgia (31x59)	.397 vs. Montana (27x68)	FG Pct.	.525 by Florida A&M (31x59)	.328 by N. Georgia (20x61)
12 vs. LSU 35 vs. LSU .385 vs. Northeastern (5x13)	4 vs. Cincinnati 13 vs. Northeastern, Cincinnati .217 vs. Montana (5x23)	3-FGs 3-FGAs 3-FG PCT.	12 by Miss. St., Northeastern 33 by N. Georgia .462 by Northeastern (12x26)	2 by Florida A&M 13 by Florida A&M .154 by Florida A&M (2x13)
21 vs. Cincinnati 32 vs. Samford .840 vs. Cincinnati (21x25)	4 vs. Montana 9 vs. Montana .444 vs. Montana (4x9)	FTs FTAs FT Pct.	22 by LSU 33 by LSU .923 by N. Georgia (12x13)	2 by Northeastern 4 by Northeastern .458 by Jacksonville (11x24)
24 vs. Jacksonville	11 vs. Montana	ASSISTS	15 by Miss. St.	8 by Jacksonville
25 vs. N. Georgia	13 vs. Samford	TURNOVERS	24 by Florida A&M	12 by Miss. St.
4 vs. LSU, Northeastern, Jacksonville	2 vs. Miss. St., Cincinnati, N. Georgia, Florida A&M	BLOCKS	7 by Miss. St.	1 by Florida A&M
15 vs. Jacksonville	4 vs. Miss. St.	STEALS	19 by LSU	2 by Samford
24 vs. Jacksonville	11 vs. Northeastern	PERSONAL FOULS	24 by Florida A&M	16 by Montana

▶ 2020-21 GAME-BY-GAME RESULTS/SCHEDULE

DATE	OPPONENT	SCORE	POINTS	REBOUNDS	ASSISTS	BLOCKS	STEALS
11/25	Columbus State (cancelled)	5:00					
11/29	Florida A&M	W 85-75	22 Garcia	10 Fagan	12 Wheeler	1 Camara, Garcia	3 Wheeler
12/2	North Georgia	W 84-62	19 Camara	9 McMillan	10 Wheeler	1 Camara, Ned	1 Six Players
12/4	Jacksonville	W 98-65	21 Wheeler	7 Camara	10 Wheeler	1 Brown, Camara, Fagan	4 Kier
12/8	Montana	W 63-50	15 Camara	17 Camara	5 Wheeler	2 Garcia	3 Camara
12/12	Samford	W 79-75	18 Kier	7 Brown, Fagan	6 Wheeler	2 Horne	3 Garcia
12/19	Cincinnati	W 83-68	19 Camara	10 Camara	7 Wheeler	1 Camara, Taylor	3 Kier, Wheeler
12/22	Northeastern	W 76-58	15 Garcia	8 Camara	6 Kier	2 Camara	5 Kier
12/30	* Mississippi St.	L 73-83	21 Horne	11 Camara	8 Wheeler	1 Camara, Ned	2 Camara
1/6	* at LSU	L 01-92-94	25 Kier	10 Camara	9 Wheeler	2 Brown	3 Camara
1/9	* at Arkansas	3:30					
1/13	* Auburn	7:00					
1/16	* at Ole Miss	12:00					
1/20	* Kentucky	7:00					
1/23	* Florida	2:00					
1/27	* at S. Carolina	7:00					
1/30	* Ole Miss	6:00					
2/2	* at Auburn	7:00					
2/6	* Vanderbilt	1:00					
2/10	* at Texas A&M	7:00					
2/13	* at Alabama	3:30					
2/16	* Missouri	6:30					
2/20	* at Florida	3:30					
2/23	* LSU	7:00					
2/27	* South Carolina	1:00					
3/3	* at Tennessee	7:00					
3/10-14	SEC Tourney (Nashville)						

* - SEC games ◇ All times ET

1

Georgia 85, Florida A&M 74

10/29/20 • Athens, Ga.

FLORIDA A&M (0-2)

Player	FGs	3FGs	FTs	Rb	Pf	Pt	A	T	B	S	MP
Moragne	6-12	0-0	2-2	2	4	14	1	1	0	1	31
Randolph	9-13	0-0	3-8	9	1	21	3	2	0	3	38
Jones	7-7	0-0	1-2	4	4	15	2	1	0	0	31
Speer	3-8	0-5	3-3	2	2	9	4	2	0	1	27
Reaves	5-12	2-5	2-2	3	2	14	2	3	0	2	34
Smith	0-0	0-0	0-0	0	0	0	0	0	0	0	2
Littles	0-2	0-0	0-0	2	0	0	0	2	0	0	8
Hancock	0-0	0-0	0-0	0	0	0	0	0	0	0	1
Murray	1-1	0-0	0-0	1	1	2	0	0	0	0	3
Williams	0-3	0-2	0-0	1	2	0	1	2	0	0	10
Brown	0-1	0-1	0-0	2	4	0	0	1	1	1	15
TEAM				3							
Totals	31-59	2-13	11-17	29	20	75	13	14	1	8	200

GEORGIA (1-0)

Player	FGs	3FGs	FTs	Rb	Pf	Pt	A	T	B	S	MP
Fagan	9-10	1-1	2-4	10	0	21	0	1	0	0	24
Camara	2-6	0-4	0-0	1	4	4	2	2	1	2	18
Horne	1-3	1-3	2-2	2	2	5	1	0	0	0	20
Kier	2-6	2-4	0-0	3	1	6	5	2	0	1	28
Wheeler	5-13	0-4	2-4	4	4	12	12	6	0	3	35
Walton	0-2	0-2	0-0	3	1	0	0	0	0	0	7
Brown	2-8	1-3	3-3	5	3	8	0	0	0	0	17
Garcia	6-8	0-1	10-11	4	2	22	0	2	1	2	23
Etter	0-0	0-0	0-0	0	0	0	0	0	0	0	1
Taylor	0-0	0-0	0-0	0	0	0	0	0	0	0	3
Ned	1-2	0-0	0-0	0	0	2	0	1	0	0	6
Starks	0-0	0-0	0-0	1	0	0	0	0	0	0	5
McMillan	2-4	0-0	1-2	1	1	5	0	1	0	0	13
TEAM				2							
Totals	30-62	5-22	20-26	36	18	85	20	15	2	8	200

Score by Periods	1st	2nd	Total	Deadball Rebs.	Total
Florida A&M	37	38	75	Florida A&M	5
Georgia	38	47	85	Georgia	2

Officials: Doug Shows, Anthony Jordan, Rob Rorke. Attendance: 1638.

	FAMU	UGA
Points in the paint	32	50
Points off turnovers	18	21
2nd chance points	10	10
Bench points	2	37

4

Georgia 63, Montana 50

12/8/20 • Athens, Ga.

MONTANA (0-4)

Player	FGs	3FGs	FTs	Rb	Pf	Pt	A	T	B	S	MP
Steadman	2-4	0-0	0-0	8	2	4	0	3	3	0	32
Bannan	0-2	0-0	0-0	3	1	0	0	4	1	0	19
Owens	6-14	0-1	5-5	6	1	17	0	0	0	1	37
Vazquez	1-5	0-2	0-0	0	4	2	1	0	0	1	16
Whitney	4-12	1-4	1-1	4	2	10	2	6	0	2	38
Henderson	0-1	0-1	0-0	1	2	0	0	0	0	0	3
Egun	3-6	3-5	2-2	1	1	11	2	2	0	0	25
Parker	2-7	1-2	1-2	3	2	6	5	5	0	0	29
Anderson	0-0	0-0	0-0	0	1	0	0	0	0	0	1
TEAM				4							
Totals	18-51	5-15	9-10	30	16	50	10	20	4	4	200

GEORGIA (4-0)

Player	FGs	3FGs	FTs	Rb	Pf	Pt	A	T	B	S	MP
Fagan	1-4	0-2	0-0	2	0	2	1	0	0	0	25
Camara	7-13	0-2	1-2	17	2	15	1	1	1	3	34
Horne	4-6	2-3	0-0	5	3	10	2	2	0	1	21
Kier	5-11	2-5	0-0	6	0	12	0	6	0	1	35
Wheeler	4-14	1-6	0-0	6	4	9	5	4	0	1	29
Brown	1-5	0-2	0-0	2	0	2	0	0	0	1	8
Garcia	5-8	0-0	3-7	5	2	13	1	4	2	1	22
Ned	0-4	0-3	0-0	4	0	0	0	0	0	0	8
Starks	0-3	0-0	0-0	0	3	0	1	1	0	1	13
McMillan	0-0	0-0	0-0	1	0	0	0	0	0	1	5
TEAM				1							
Totals	27-68	5-23	4-9	49	14	63	11	18	3	10	200

Score by Periods	1st	2nd	Total	Deadball Rebounds	Total
Montana	24	26	50	Montana	0
Georgia	32	31	63	Georgia	1

Officials: Anthony Jordan, Josue Nieves, Steven Anderson. Att: 1638.

	MONT	UGA
Points in the paint	16	40
Points off turnovers	11	19
2nd chance points	5	14
Bench points	17	15

2

Georgia 84, North Georgia 62

12/2/20 • Athens, Ga.

NORTH GEORGIA

Player	FGs	3FGs	FTs	Rb	Pf	Pt	A	T	B	S	MP
Shubert	3-11	2-8	0-0	4	3	8	2	4	0	0	25
Jones	6-9	0-2	7-7	3	3	19	0	2	0	1	26
Brown	0-2	0-0	0-0	5	1	0	2	2	2	0	16
Snyers	3-11	3-5	0-0	4	2	9	0	1	0	1	27
Cottrell	2-9	2-9	0-0	0	1	6	2	0	0	2	25
McIntyre	3-9	3-8	2-2	0	1	11	1	4	0	0	21
Betha	0-3	0-0	0-0	0	2	0	1	1	0	0	9
Roach	1-2	0-1	3-4	1	4	5	0	2	1	0	10
Hardy	0-0	0-0	0-0	0	0	0	0	0	0	0	1
Champion	1-2	0-0	0-0	4	3	2	2	1	0	2	18
Burnett	0-2	0-0	0-0	1	1	0	1	1	0	1	13
Mauldin	1-1	0-0	0-0	2	2	2	0	1	0	1	9
TEAM				3							
Totals	20-61	10-33	12-13	27	23	62	11	21	3	8	200

GEORGIA (2-0)

Player	FGs	3FGs	FTs	Rb	Pf	Pt	A	T	B	S	MP
Brown	0-0	0-0	1-2	7	4	1	1	4	0	1	13
Camara	8-18	2-5	1-2	7	2	19	1	2	1	0	30
Horne	5-8	2-5	1-2	0	2	13	0	1	0	1	24
Fagan	2-4	0-1	0-0	7	1	4	2	2	0	1	25
Wheeler	6-12	0-1	5-6	3	2	17	10	5	0	1	28
Walton	0-1	0-0	2-4	3	0	2	0	2	0	0	8
Garcia	3-3	0-0	3-3	1	5	9	1	2	0	0	13
Etter	1-1	0-0	0-0	0	1	2	0	0	0	0	6
Taylor	1-2	0-0	0-0	5	2	2	0	3	0	1	5
Ned	3-5	1-2	0-0	4	1	7	0	3	1	0	20
Starks	1-2	0-0	0-0	2	2	2	2	0	0	0	15
McMillan	1-3	0-0	4-4	8	0	6	0	1	0	1	13
TEAM				1							
Totals	31-59	5-14	17-23	48	22	84	17	25	2	6	200

Score by Periods	1st	2nd	Total	Deadball Rebounds	Total
North Georgia	26	36	62	North Georgia	1
Georgia	46	38	84	Georgia	0

Officials: Terry Oglesby, Nathan Berris, Troy Mathis. Attendance: 1638.

	UNG	UGA
Points in the paint	18	50
Points off turnovers	20	19
2nd chance points	9	17
Bench points	20	30

5

Georgia 79, Samford 75

12/12/20 • Athens, Ga.

SAMFORD (2-2)

Player	FGs	3FGs	FTs	Rb	Pf	Pt	A	T	B	S	MP
Staton-McCray	0-6	0-2	0-0	5	1	0	0	3	0	0	16
Vail	0-0	0-0	0-0	0	0	0	0	0	0	0	2
Guess	7-11	0-0	0-0	10	2	14	0	2	0	0	30
Tryon	2-4	1-2	0-0	4	5	5	1	1	1	0	22
Maitre	5-12	1-6	1-1	4	2	12	5	3	0	0	33
Chambers	3-6	3-5	0-0	1	0	9	1	1	0	0	22
Davis	1-5	0-2	0-0	6	2	2	1	0	0	0	9
Rillie	0-1	0-0	0-0	0	0	0	0	0	0	0	2
Gordon	9-14	4-8	7-9	3	4	29	3	2	0	1	30
Parks	1-7	0-5	0-0	1	1	2	2	2	0	0	17
Dye	1-2	0-1	0-0	0	3	2	0	1	1	0	8
Henderson	0-1	0-0	0-0	2	3	0	1	0	0	1	9
TEAM				2							
Totals	29-69	9-31	8-10	38	23	75	14	15	2	2	200

GEORGIA (5-0)

Player	FGs	3FGs	FTs	Rb	Pf	Pt	A	T	B	S	MP
Fagan	6-13	0-2	3-6	7	2	15	3	0	1	1	31
McMillan	1-1	0-0	0-0	4	0	2	0	0	0	1	15
Horne	4-10	1-7	1-2	6	1	10	0	1	2	1	34
Kier	6-12	4-9	2-4	5	3	18	3	2	0	1	35
Wheeler	5-15	1-3	4-7	5	3	15	6	5	0	1	36
Brown	1-3	0-1	4-6	7	1	6	0	1	0	0	16
Garcia	3-6	0-0	5-7	4	3	11	0	3	0	3	20
Etter	1-1	0-0	0-0	1	1	2	0	0	0	0	4
Ned	0-1	0-1	0-0	2	0	0	1	0	0	0	5
Starks	0-1	0-0	0-0	1	0	0	0	0	0	0	4
TEAM				4							
Totals	27-63	6-23	19-32	46	14	79	13	13	3	8	200

Score by Periods	1st	2nd	Total	Deadball Rebounds	Total
Samford	35	40	75	Samford	0
Georgia	31	48	79	Georgia	7

Officials: Todd Austin, Gerald Williams, Michael Swoboda. Att: 1638.

	SAM	UGA
Points in the paint	36	28
Points off turnovers	17	7
2nd chance points	5	19
Bench points	44	19

3

Georgia 98, Jacksonville 65

12/4/20 • Athens, Ga.

7

**Georgia 76,
Northeastern 58**
12/22/20 • Athens, Ga.

NORTHEASTERN (1-4)

Player	FGs	3FGs	FTs	Rb	Pf	Pts	A	T	B	S	MP
Strong	1-6	1-5	0-0	3	3	3	2	1	0	1	27
Eboigbodin	1-3	0-0	0-0	4	2	2	1	2	0	1	17
Stucke	1-5	1-5	0-0	1	3	3	0	2	0	0	24
Walters	3-9	1-1	0-0	7	1	7	0	4	1	1	33
Walker	8-18	3-5	0-1	1	4	19	6	2	0	0	33
Cubriilo	1-4	1-3	0-0	0	2	3	0	1	0	1	13
Hadley	0-1	0-0	0-0	0	0	0	1	0	0	0	2
Telfort	5-8	4-6	1-1	3	1	15	0	5	0	0	27
Nwagha	0-0	0-0	0-0	1	0	0	0	0	0	0	2
Emanga	1-1	1-1	0-0	0	0	3	0	0	0	0	2
Doherty	1-4	0-0	1-2	6	3	3	0	1	1	0	20
TEAM				4							2
Totals	22-59	12-26	2-4	30	19	58	10	20	2	4	200

GEORGIA (7-0)

Player	FGs	3FGs	FTs	Rb	Pf	Pts	A	T	B	S	MP
Horne	4-9	2-5	1-2	7	1	11	1	0	1	4	26
Kier	3-6	1-2	0-2	7	1	7	6	3	0	5	34
Fagan	4-8	0-1	0-0	2	0	8	1	1	0	0	20
Wheeler	4-12	0-2	2-2	3	4	10	2	4	0	0	27
Camara	4-8	0-0	5-7	8	3	13	3	3	2	0	25
Brown	3-4	0-0	1-2	2	0	7	0	0	0	2	17
Garcia	6-8	1-1	2-2	5	1	15	0	1	0	0	23
Etter	0-0	0-0	0-0	0	0	0	0	1	0	0	5
Taylor	0-0	0-0	0-0	0	1	0	0	0	0	0	1
Ned	1-2	1-2	0-0	1	0	3	1	0	0	0	11
McMillan	1-2	0-0	0-0	1	0	2	0	1	1	0	11
TEAM				5							
Totals	30-59	5-13	11-17	41	11	76	14	14	4	11	200

Score by Periods	1st	2nd	Total	Deadball Rebs.	Total
Northeastern	45	13	58	Northeastern	0
Georgia	32	44	76	Georgia	3

Officials: Olandis Poole, Keith Patterson, Erroll Lewis. Attendance: 1638.

	NU	UGA
Points in the paint	14	46
Points off turnovers	18	25
2nd chance points	5	18
Bench points	24	27

8

**Mississippi State 83,
Georgia 73**
12/30/20 • Athens, Ga.

MISSISSIPPI STATE (6-3, 1-0)

Player	FGs	3FGs	FTs	Rb	Pf	Pts	A	T	B	S	MP
Johnson	3-11	3-9	3-4	5	1	12	0	0	0	0	31
Smith	3-7	0-0	1-1	6	3	7	3	3	1	2	36
Ado	1-3	0-0	3-5	8	4	5	2	2	3	2	32
Stewart Jr.	8-20	2-7	0-1	7	1	18	2	1	0	0	35
Molinar	8-14	4-6	4-4	3	3	24	3	3	0	0	26
Davis	1-1	0-0	0-0	4	3	2	1	1	0	0	9
Matthews	1-2	0-1	0-0	2	1	2	1	0	0	2	8
Smith	4-8	3-4	2-3	3	1	13	3	2	1	2	20
Post	0-0	0-0	0-0	0	0	0	0	0	2	0	3
TEAM				4							
Totals	29-66	12-27	13-18	42	17	83	15	12	7	8	200

GEORGIA (7-1, 0-1)

Player	FGs	3FGs	FTs	Rb	Pf	Pts	A	T	B	S	MP
Fagan	4-6	2-3	0-2	4	0	10	1	0	0	0	23
Camara	4-13	1-4	2-4	11	4	11	0	2	1	2	30
Horne	7-13	5-10	2-2	1	3	21	0	1	0	0	29
Kier	2-8	0-2	0-0	3	1	4	5	3	0	1	27
Wheeler	2-10	0-3	2-2	4	3	6	8	5	0	0	39
Brown	3-5	1-2	3-4	3	0	10	0	0	0	0	14
Garcia	3-7	0-1	2-2	9	2	8	2	4	0	1	22
Etter	0-0	0-0	0-0	0	1	0	0	0	0	0	4
Ned	0-0	0-0	0-0	1	1	0	0	0	1	0	4
McMillan	1-3	0-0	1-2	2	2	3	0	0	0	0	8
TEAM				3							
Totals	26-65	9-25	12-18	41	17	73	16	15	2	4	200

Score by Periods	1st	2nd	Total	Deadball Rebs.	Total
Mississippi St.	41	42	83	Mississippi St.	1
Georgia	27	46	73	Georgia	3

Officials: Mike Nance, Steven Anderson, Jason Baker. Attendance: 1638.

	MSU	UGA
Points in the paint	26	30
Points off turnovers	22	9
2nd chance points	13	5
Bench points	17	21

9

**LSU 94,
Georgia 92**
1/6/21 • Baton Rouge, La. • OT

GEORGIA (7-2, 0-2)

Player	FGs	3FGs	FTs	Rb	Pf	Pt	A	T	B	S	MP
Fagan	4-12	0-1	0-0	9	3	8	0	6	0	0	28
Camara	6-11	0-3	2-5	10	4	14	4	4	1	3	33
Horne	4-12	3-11	0-0	7	4	11	0	1	1	1	39
Kier	8-14	6-11	3-3	6	3	25	3	1	0	2	41
Wheeler	7-15	3-8	4-6	3	2	21	9	6	0	2	41
Brown	1-1	0-0	2-3	1	0	4	0	1	2	1	11
Garcia	4-6	0-1	1-1	3	5	9	1	3	0	1	25
Starks	0-0	0-0	0-0	0	0	0	1	0	0	0	4
McMillan	0-0	0-0	0-0	0	2	0	0	0	0	0	3
TEAM				4							
Totals	34-71	12-35	12-18	43	23	92	18	22	4	10	225

LSU (7-2, 2-1)

Player	FGs	3FGs	FTs	Rb	Pf	Pt	A	T	B	S	MP
Wilkinson	2-3	0-0	1-2	5	3	5	0	0	0	2	31
Watford	6-9	2-2	3-10	7	4	17	3	9	0	0	40
Days	5-12	2-5	1-3	11	1	13	0	0	0	2	33
Thomas	5-17	1-8	15-16	3	3	26	1	2	0	3	35
Smart	7-13	5-10	2-2	5	2	21	4	4	0	6	39
Cook	1-2	0-1	0-0	0	1	2	0	1	0	0	6
LeBlanc	1-3	0-0	0-0	3	1	2	0	0	1	5	16
Hyatt	3-5	0-2	0-0	3	0	6	1	0	0	0	8
Manning	1-1	0-0	0-0	0	3	2	1	0	0	0	9
Gaines	0-5	0-2	0-0	0	0	0	0	0	1	1	8
TEAM				3							
Totals	31-70	10-30	22-33	40	18	94	10	16	2	19	225

Score by Periods	1st	2nd	OT	Total	Deadball Rebounds	Total
Georgia	42	38	12	94	Georgia	4
LSU	42	38	14	94	LSU	6

Officials: Doug Shows, Terry Wymer, Gerald Williams. Att: 2635.

	UGA	LSU
Points in the paint	44	36
Points off turnovers	23	25
2nd chance points	13	21
Bench points	13	12



0 K.D. JOHNSON

6-1 • 190 • FR. • ATLANTA, GA. • HARGRAVE (VA.) MILITARY ACADEMY • ENTERTAINMENT & MEDIA STUDIES

SEASON & CAREER HIGHS

SEASON	CAREER
POINTS	-
REBOUNDS	-
ASSISTS	-
BLOCKS	-
STEALS	-
MINUTES	-
FGs MADE	-
FG ATTEMPTS	-
3FGs MADE	-
3FG ATTEMPTS	-
FTs MADE	-
FT ATTEMPTS	-

2020-21 HIGHLIGHTS:

- ◊ Yet to see action this season.
- ◊ Following the season opener against Florida A&M, Tom Crean announced: "K.D. Johnson did not play today because of NCAA academic certification issues. He has been involved in every basketball related activity since he arrived on campus. He's with us in workouts and practice every day. We are working with our Compliance staff to revisit his eligibility status with the NCAA and remain hopeful he will be able to play this season."

CAREER HIGHLIGHTS:

- ◊ Coached by Lee Martin at Hargrave Military in 2019-20, where he played for the school's postgraduate team.

▶ GAME-BY-GAME LINESCORES

Opponent	FGs	3FGs	FTs	OR	DR	RB	PF	PT	A	TO	B	S	MP
FLORIDA A&M	DNP												
N. GEORGIA	DNP												
JACKSONVILLE	DNP												
MONTANA	DNP												
SAMFORD	DNP												
CINCINNATI	DNP												
NORTHEASTERN	DNP												
MISSISSIPPI ST.	DNP												
at LSU	DNP												
at Arkansas													
AUBURN													
at Ole Miss													
KENTUCKY													
FLORIDA													
at S. Carolina													
OLE MISS													
at Auburn													
VANDERBILT													
at Texas A&M													
at Alabama													
MISSOURI													
at Florida													
LSU													
S. CAROLINA													
at Tennessee													

- ◊ Coached by Eugene Brown, Jr., for three seasons at Southwest DeKalb High from 2016-19.
- ◊ Rated as a four-star prospect by ESPN, 247Sports.com and rivals.com. Ranked as the nation's No. 73 overall prospect by ESPN, as well as No. 87 in the 247Sports.com composite and No. 100 by rivals.com.
- ◊ At Hargrave, averaged 26.2 points, 7.4 assists, 4.7 rebounds and 3.1 steals per game, helping the Tigers compile a 37-4 record and reach the Final Four of the National Prep Tournament.
- ◊ Greatly improved his 3-point and free throw shooting at Hargrave versus SWD. After connecting on 25.1 percent of his shots behind the arc for the Panthers, knocked down 38.6 percent in his campaign with the Tigers. After shooting 61.7 percent at the line at SWD, converted on 83.2 percent at Hargrave.
- ◊ Named Georgia's 2019 Class 5A Player of the Year by the Atlanta Journal-Constitution and also a two-time All-State selection by the AJC.
- ◊ In 84 games over three seasons at Southwest DeKalb, recorded 1,302 points, 375 rebounds, 318 assists and 272 steals.

▶ OVERALL CAREER STATISTICS

GP-GS	MP-Avg.	FGs	Pct.	3FGs	Pct.	FTs	Pct.	O+R=Tot.-Avg.	PF-D	A	TO	BL	ST	Pts.-Avg.
2020-21	-													

▶ SEC CAREER STATISTICS

GP-GS	MP-Avg.	FGs	Pct.	3FGs	Pct.	FTs	Pct.	O+R=Tot.-Avg.	PF-D	A	TO	BL	ST	Pts.-Avg.
2020-21	-													

MISCELLANEOUS STATS

	SEA.	CAR.
DOUBLE-DIGIT POINTS:	0	0
DOUBLE-DIGIT REBOUNDS:	0	0
DOUBLE-DOUBLES:	0	0
20-POINT GAMES:	0	0



2 SAHVIR WHEELER

5-10 • 180 • SOPH. • HOUSTON, TEXAS • HOUSTON CHRISTIAN HIGH SCHOOL • FINANCE

SEASON & CAREER HIGHS

SEASON		CAREER
21 vs. LSU (1/6/21)	POINTS	24 vs. Alabama (2/8/20)
21 vs. Jacksonville (12/4/20)		
6 vs. Montana (12/8/20)	REBOUNDS	6 vs. Montana (12/8/20)
12 vs. Florida A&M (11/29/20)	ASSISTS	12 vs. Florida A&M (11/29/20)
-	BLOCKS	-
3 vs. Cincinnati (12/19/20)	STEALS	3 vs. Cincinnati (12/19/20) 3 vs. Florida A&M (11/29/20) 3 vs. Kentucky (1/7/20)
41 vs. LSU (1/6/21)	MINUTES	42 vs. Alabama (2/5/20)
7 vs. LSU (1/6/21)	FGs MADE	9 vs. Alabama (2/8/20)
18 vs. Jacksonville (12/4/20)	FG ATTEMPTS	18 vs. Jacksonville (12/4/20)
3 vs. LSU (1/6/21)	3FGs MADE	3 vs. LSU (1/6/21) 3 vs. Alabama (2/8/20)
8 vs. LSU (1/6/21)	3FG ATTEMPTS	8 vs. LSU (1/6/21)
4 vs. vs. LSU (1/6/21)	FTs MADE	7 vs. W. Carolina (11/5/19)
4 vs. Samford (12/12/20)		
6 vs. LSU (1/6/21)	FT ATTEMPTS	8 vs. W. Carolina (11/5/19)
6 vs. LSU (1/6/21)		

2020-21 HIGHLIGHTS:

- ◇ Began the season with a trio of point-assist double-doubles. The first SEC player to have three consecutive point-assist double-doubles since at least the 2000-01 season and believed to be the first since Chuck Evans of Mississippi State in 1993.
- ◇ Recorded as many double-figure assist outputs in the first three games of the 2020-21 season as any SEC player did in all of 2019-20.
- ◇ Distributed 12 assists against Florida A&M, equaling the fourth-best tally in school history and the most in more than two decades... since G.G. Smith had a dozen vs. Vanderbilt in 1999.
- ◇ Leads the SEC and ranks No. 6 nationally in assists at 7.7 apg – 2.7 apg more than anyone else in the league.

CAREER HIGHLIGHTS:

- ◇ **AS A FRESHMAN IN 2019-20**, logged PT in 31 of 32 contests, moving into the starting five at Auburn (Jan. 11) and remaining thereafter.

- ◇ Broke Georgia's freshman assist record by distributing 139 passes-to-points, topping the old mark of 133 set by Litterial Green in 1989.
- ◇ Improved at the line throughout the season...after shooting 57.7 percent in non-conference connected on 73.6 percent in SEC action.
- ◇ Scored 19 points in the season opener against Western Carolina, equaling the third-most ever by a UGA freshman in their debut behind Dominique Wilkins (26 in 1979) and Anthony Edwards (24) and tying Terry Fair (19 in 1979).
- ◇ Delivered the top play in SportsCenter's Top-10 on March 11, a half-court, buzzer-beater to end the first half against Ole Miss which – with the COVID-19 pandemic shutting down sports the next day – became the final No. 1 play for the 2019-20 season.
- ◇ **PRIOR TO UGA**, coached by Ron Crandall at Houston Christian, where he led the Mustangs to Southwest Preparatory state titles in 2018 and 2019 and a combined 61-13 record.
- ◇ Tabbed a four-star recruit by both ESPN.com and the 247Sports.com composite. ESPN listed him as the No. 78 prospect nationally, while rivals.com had him at No. 88 and the 247Sports.com composite ranked him No. 93.

▶ GAME-BY-GAME LINESCORES

Opponent	FGs	3FGs	FTs	OR	DR	RB	PF	PT	A	TO	B	S	MP
FLORIDA A&M	* 5-13	0-4	2-4	1	3	4	4	12	12	6	0	3	35
N. GEORGIA	* 6-12	0-1	5-6	1	2	3	2	17	10	5	0	1	28
JACKSONVILLE	* 8-18	1-4	4-4	1	3	4	0	21	10	5	0	2	32
MONTANA	* 4-14	1-6	0-0	0	6	6	4	9	5	4	0	1	29
SAMFORD	* 5-15	1-3	4-7	1	4	5	3	15	6	5	0	1	36
CINCINNATI	* 4-14	2-4	2-2	0	2	2	3	12	7	6	0	3	35
NORTHEASTERN	* 4-12	0-2	2-2	1	2	3	4	10	2	4	0	0	27
MISSISSIPPI ST.	* 2-10	0-3	2-2	1	3	4	3	6	8	5	0	0	39
at LSU	* 7-15	3-8	4-6	1	2	3	2	21	9	6	0	2	41
at Arkansas													
AUBURN													
at Ole Miss													
KENTUCKY													
FLORIDA													
at S. Carolina													
OLE MISS													
at Auburn													
VANDERBILT													
at Texas A&M													
at Alabama													
MISSOURI													
at Florida													
LSU													
S. CAROLINA													
at Tennessee													

▶ OVERALL CAREER STATISTICS


	GP-GS	MP-Avg.	FGs	Pct.	3FGs	Pct.	FTs	Pct.	O+R=Tot.-Avg.	PF-D	A	TO	BL	ST	Pts.-Avg.
2019-20	31-17	846-27.3	103-218	.472	16-50	.320	58-83	.699	17+59=76-2.5	85-1	139	91	0	26	280-9.0
2020-21	9-9	302-33.6	45-123	.366	8-35	.229	25-33	.758	7+27=34-3.8	25-0	69	46	0	13	123-13.7
TOTALS	40-26	1148-28.7	148-341	.434	24-85	.282	83-116	.716	24+86=110-2.8	110-1	208	137	0	39	403-10.1

▶ SEC CAREER STATISTICS

	GP-GS	MP-Avg.	FGs	Pct.	3FGs	Pct.	FTs	Pct.	O+R=Tot.-Avg.	PF-D	A	TO	BL	ST	Pts.-Avg.
2019-20	17-16	477-28.1	52-126	.413	10-31	.323	39-53	.736	11+27=38-2.2	50-1	62	50	0	12	153-9.0
2020-21	2-2	80-40.0	9-25	.360	3-11	.273	6-8	.750	2+5=7-3.5	5-0	17	11	0	2	27-13.5
TOTALS	19-18	557-29.3	61-151	.404	13-42	.310	45-61	.738	13+32=45-2.4	55-1	79	61	0	14	180-9.5

MISCELLANEOUS STATS

	SEA.	CAR.
DOUBLE-DIGIT POINTS:	7	18
DOUBLE-DIGIT ASSISTS:	3	3
DOUBLE-DOUBLES:	3	3
20-POINT GAMES:	2	3



3 CHRISTIAN BROWN

6-6 • 215 • SOPH. • HOPKINS, S.C. • OAK HILL (VA.) ACADEMY • BUSINESS

SEASON & CAREER HIGHS

SEASON		CAREER
14 vs. Jacksonville (12/4/20)	POINTS	14 vs. Jacksonville (12/4/20)
7 vs. Samford (12/12/20) 7 vs. N. Georgia (12/2/20)	REBOUNDS	8 vs. N.C. Central (12/4/19)
1 vs. N. Georgia (12/2/20)	ASSISTS	1 Six times, most recently vs. N. Georgia (12/2/20)
2 vs. LSU (1/6/21)	BLOCKS	2 vs. LSU (1/6/21)
2 Northeastern (12/22/20)	STEALS	2 Northeastern (12/22/20) 2 vs. LSU (3/7/20) 2 vs. Tennessee (1/15/20) 2 vs. Chaminade (11/27/19) 2 vs. Delaware St. (11/15/19)
17 vs. Northeastern (12/22/20) 17 vs. Florida A&M (11/29/20)	MINUTES	19 vs. Auburn (1/11/20)
6 vs. Jacksonville (12/4/20)	FGs MADE	6 vs. Jacksonville (12/4/20)
10 vs. Jacksonville (12/4/20)	FG ATTEMPTS	10 vs. Jacksonville (12/4/20)
2 vs. Jacksonville (12/4/20)	3FGs MADE	2 vs. Jacksonville (12/4/20) 2 vs. Florida (2/5/20)
4 vs. Jacksonville (12/4/20)	3FG ATTEMPTS	4 vs. Jacksonville (12/4/20)
4 vs. Samford (12/12/20)	FTs MADE	4 vs. Samford (12/12/20) 4 vs. Auburn (1/11/20) 4 vs. Austin Peay (12/30/19)
6 vs. Samford (12/12/20)	FT ATTEMPTS	7 vs. Auburn (1/11/20)

2020-21 HIGHLIGHTS:

- ◇ Notched his first career start against North Georgia.
- ◇ Scored a career-high 14 points against Jacksonville, highlighted by a highlight reel alley-oop.
- ◇ Brown prevented a deflected ball from going out of bounds and passed to Tyron McMillan, who quickly moved the ball to Sahvir Wheeler. Wheeler drove toward the basket before floating a pass that Brown handled with his left hand and slammed through the basket. @ESPN tweeted "The save ... and the finish!" and added a "hammer" emoji for good measure.
- ◇ Notched his first double-digit scoring output in SEC play with 10 points against Mississippi State.

CAREER HIGHLIGHTS:

- ◇ **AS A FRESHMAN IN 2019-20**, recorded playing time in 31 of 32 games.
- ◇ Though a small sample size (7-of-18), recorded a team-best 3-point shooting percentage of .389.
- ◇ Reached double-digits vs. N.C. Central...and flirted with a double-double. Finished with 11 points and eight boards, which held up as season highs.
- ◇ **PRIOR TO UGA**, coached by Steve Smith at Oak Hill as a senior, by Caleb

▶ GAME-BY-GAME LINESCORES

Opponent	FGs	3FGs	FTs	OR	DR	RB	PF	PT	A	TO	B	S	MP
FLORIDA A&M	2-8	1-3	3-3	2	3	5	3	8	0	0	0	0	17
N. GEORGIA	* 0-0	0-0	1-2	1	6	7	4	1	1	4	0	1	13
JACKSONVILLE	6-10	2-4	0-0	2	2	4	2	14	0	1	1	1	15
MONTANA	1-5	0-2	0-0	0	2	2	0	2	0	0	0	1	8
SAMFORD	1-3	0-1	4-6	3	4	7	1	6	0	1	0	0	16
CINCINNATI	3-5	0-0	3-4	1	0	1	2	9	0	2	0	1	15
NORTHEASTERN	3-4	0-0	1-2	1	1	2	0	7	0	0	0	2	17
MISSISSIPPI ST.	3-5	1-2	3-4	0	3	3	0	10	0	0	0	0	14
at LSU	1-1	0-0	2-3	0	1	1	0	4	0	1	2	1	11
at Arkansas													
AUBURN													
at Ole Miss													
KENTUCKY													
FLORIDA													
at S. Carolina													
OLE MISS													
at Auburn													
VANDERBILT													
at Texas A&M													
at Alabama													
MISSOURI													
at Florida													
LSU													
S. CAROLINA													
at Tennessee													

- Gaither as a junior at Lower Richland High and by Joshua Staley while attending A.C. Flora High as a freshman and sophomore.
- ◇ Ranked as a four-star recruit and one of the nation's top-100 prospects by virtually every scouting service, including No. 64 by both ESPN.com and rivals.com, No. 66 in the 247Sports composite and No. 80 by 247Sports.com.
 - ◇ At Oak Hill, averaged 12.4 points, 4.4 rebounds, 1.4 steals, 1.1 assists and 0.9 blocks per game, helping lead the Warriors to a 31-5 record and finish as runner-up finish in the GEICO Nationals.
 - ◇ Helped lead A.C. Flora to the South Carolina Class 3A state title as a freshman in 2016. Scored 15 points in the 2016 state title outing, a 60-50 win over Midland Valley.

▶ OVERALL CAREER STATISTICS

	GP-GS	MP-Avg.	FGs	Pct.	3FGs	Pct.	FTs	Pct.	O+R=Tot.-Avg.	PF-D	A	TO	BL	ST	Pts.-Avg.
2019-20	31-0	298-9.6	35-72	.486	7-18	.389	28-46	.609	19+32=51-1.6	44-1	5	26	7	16	105-3.4
2020-21	9-1	126-14.0	20-41	.488	4-12	.333	17-24	.708	10+22=32-3.6	12-0	1	9	3	7	61-6.8
TOTALS	40-1	424-10.6	55-113	.487	11-30	.367	45-70	.643	29+54=83-2.1	56-1	6	35	10	23	166-4.2

▶ SEC CAREER STATISTICS

	GP-GS	MP-Avg.	FGs	Pct.	3FGs	Pct.	FTs	Pct.	O+R=Tot.-Avg.	PF-D	A	TO	BL	ST	Pts.-Avg.
2019-20	17-0	156-9.2	15-37	.405	3-11	.273	14-20	.700	9+12=21-1.2	17-0	3	4	3	9	47-2.8
2020-21	2-0	25-12.5	4-6	.667	1-2	.500	5-7	.714	0+4=4-2.0	0-0	0	1	2	1	14-7.0
TOTALS	19-0	181-9.5	19-43	.442	4-13	.308	19-27	.704	9+16=25-1.3	17-0	3	5	5	10	61-3.2

MISCELLANEOUS STATS

	SEA.	CAR.
DOUBLE-DIGIT POINTS:	2	3
DOUBLE-DIGIT REBOUNDS:	0	0
DOUBLE-DOUBLES:	0	0
20-POINT GAMES:	0	0



4 ANDREW GARCIA

6-6 • 225 • GR. • BERGENFIELD, N.J. • TR.-STONY BROOK • SPORT MANAGEMENT

SEASON & CAREER HIGHS

SEASON		CAREER
22 vs. Florida A&M (11/29/20)	POINTS	24 vs. Binghamton (2/12/20) 24 vs. Northern Iowa (12/29/18)
9 vs. Miss. St. (12/20/20)	REBOUNDS	12 vs. Hofstra (12/10/19)
2 vs. Miss. St. (12/20/20)	ASSISTS	5 vs. Albany (NY) 2/29/20 5 vs. UMBC (3/3/20)
2 vs. Montana (12/8/20)	BLOCKS	2 vs. Montana (12/8/20) 2 vs. New Hampshire (2/8/20) 2 vs. Norfolk State (12/29/19)
3 vs. Samford (12/12/20)	STEALS	5 vs. UMass-Lowell (2/5/20)
25 vs. LSU (1/6/21)	MINUTES	40 vs. Hartford (3/10/20)
6 vs. Northeastern (12/22/20)	FGs MADE	9 vs. N. Iowa (12/29/18)
8 vs. Northeastern (12/22/20)	FG ATTEMPTS	15 vs. UMBC (2/1/20) 15 vs. Quinnipiac (12/22/18)
1 vs. Northeastern (12/22/20)	3FGs MADE	4 vs. N. Iowa (12/29/18)
1 vs. LSU (1/6/21)	3FG ATTEMPTS	6 vs. Norfolk St. (11/27/18)
1 vs. Miss. St. (12/20/20)		
1 vs. Northeastern (12/22/20)		
1 vs. Florida A&M (11/29/20)		
10 vs. Florida A&M (11/29/20)	FTs MADE	10 vs. Florida A&M (11/29/20)
11 vs. Florida A&M (11/29/20)	FT ATTEMPTS	11 vs. Florida A&M (11/29/20)

2020-21 HIGHLIGHTS:

- ◊ Began his Georgia career with a game as impressive for its efficiency – 6-of-8 FGs and 10-of-11 FTs – as its output – 22 points.
- ◊ Following a solid outing against Montana, Tom Crean stated: “Andrew is a key, key guy and he epitomizes doing what it takes to win, playing to his strengths. He’s playing at a very competitive level, high level, and he makes everybody else better. I think he brings comfort because people know that he’s going to attack the class, he’s going to be able to score inside.”

CAREER HIGHLIGHTS:

- ◊ **PRIOR TO UGA AT STONY BROOK**, played in 77 games and scored 780 points, a 10.1 ppg average.
- ◊ Posted 40 double-figure scoring outputs, with five 20-point performances, and notched nine double-digit rebound counts, leading to nine double-doubles.
- ◊ Earned America East accolades in 2019-20 (second-team All-AEC) and 2018-19 (Sixth Man of the Year).

- ◊ As a junior in 2019-20, was the only Seawolf to start every game and posted a six double-doubles, the seventh-best tally in school history.
- ◊ **PRIOR TO STONY BROOK**, coached by Tobias Ceasar as a senior and Ralph Auriante as a junior at The Master’s School in Conn.
- ◊ Represented the Dominican Republic at the 2015 Nike Global Challenge and earned All-Tournament honors along with current NBA players Trae Young, Jarred Vanderbilt, Josh Okogie and Miles Bridges.

▶ GAME-BY-GAME LINESCORES

Opponent	FGs	3FGs	FTs	OR	DR	RB	PF	PT	A	TO	B	S	MP
FLORIDA A&M	6-8	0-1	10-11	4	0	4	2	22	0	2	1	2	23
N. GEORGIA	3-3	0-0	3-3	1	0	1	5	9	1	2	0	0	13
JACKSONVILLE	0-2	0-0	2-4	1	2	3	4	2	0	1	0	0	9
MONTANA	5-8	0-0	3-7	2	3	5	2	13	1	4	2	1	22
SAMFORD	3-6	0-0	5-7	1	3	4	3	11	0	3	0	3	20
CINCINNATI	1-4	0-0	0-0	1	3	4	2	2	1	1	0	0	16
NORTHEASTERN	6-8	1-1	2-2	2	3	5	1	15	0	1	0	0	23
MISSISSIPPI ST.	3-7	0-1	2-2	4	5	9	2	8	2	4	0	1	22
at LSU	4-6	0-1	1-1	1	2	3	5	9	1	3	0	1	25
at Arkansas													
AUBURN													
at Ole Miss													
KENTUCKY													
FLORIDA													
at S. Carolina													
OLE MISS													
at Auburn													
VANDERBILT													
at Texas A&M													
at Alabama													
MISSOURI													
at Florida													
LSU													
S. CAROLINA													
at Tennessee													

▶ OVERALL CAREER STATISTICS

	GP-GS	MP-Avg.	FGs	Pct.	3FGs	Pct.	FTs	Pct.	O+R=Tot.-Avg.	PF-D	A	TO	BL	ST	Pts.-Avg.
2016-17	11-0	111-10.1	12-33	.364	2-5	.400	6-16	.375	15+9=24-2.2	16-0	3	14	1	2	32-2.9
2017-18	33-2	715-21.7	103-235	.438	23-82	.280	81-111	.730	71+98=169-5.1	85-3	20	62	5	17	310-9.4
2018-19	33-33	1006-30.5	160-338	.473	25-78	.321	92-118	.788	89+131=220-6.7	100-1	63	98	10	53	438-13.3
2020-21	9-0	173-19.2	31-52	.596	1-4	.250	28-37	.757	17+21=38-4.2	26-2	6	21	3	8	91-10.1
TOTALS	86-35	2011-23.4	307-661	.464	51-170	.300	210-284	.739	192+260=452-5.3	228-7	92	105	19	80	875-10.2

▶ SEC CAREER STATISTICS

	GP-GS	MP-Avg.	FGs	Pct.	3FGs	Pct.	FTs	Pct.	O+R=Tot.-Avg.	PF-D	A	TO	BL	ST	Pts.-Avg.
2020-21	2-0	47-23.5	7-13	.538	0-2	.000	3-3	1.000	5+7=12-6.0	7-1	3	7	0	2	17-8.5
TOTALS	2-0	47-23.5	7-13	.538	0-2	.000	3-3	1.000	5+7=12-6.0	7-1	3	7	0	2	17-8.5

MISCELLANEOUS STATS

	SEA.	CAR.
DOUBLE-DIGIT POINTS:	4	44
DOUBLE-DIGIT REBOUNDS:	0	9
DOUBLE-DOUBLES:	0	9
20-POINT GAMES:	1	6



5 JUSTIN KIER

6-5 • 190 • GR. • GROTTOS, VA. • TR. GEORGE MASON • HOUSING POLICY & MANAGEMENT

SEASON & CAREER HIGHS

SEASON		CAREER
25 vs. LSU (1/6/21)	POINTS	32 vs. Vermont (12/3/18)
7 vs. Northeastern (12/22/20)	REBOUNDS	14 vs. St. Bonaventure (1/6/19) 14 vs. St. Joseph's (1/3/19)
7 vs. Jacksonville (12/4/20)	ASSISTS	9 vs. G. Washington (3/9/19)
-	BLOCKS	2 vs. Richmond (2/6/19) 2 vs. James Madison (12/7/18)
5 vs. Northeastern (12/22/20)	STEALS	6 vs. James Madison (12/7/18)
41 vs. LSU (1/6/21)	MINUTES	45 vs. Duquesne (1/20/18)
8 vs. LSU (1/6/21)	FGs MADE	12 vs. Vermont (12/3/18)
14 vs. LSU (1/6/21)	FG ATTEMPTS	17 vs. St. Bonaventure (3/15/19)
6 vs. LSU (1/6/21)	3FGs MADE	6 vs. LSU (1/6/21)
11 vs. LSU (1/6/21)	3FG ATTEMPTS	11 vs. LSU (1/6/21)
5 vs. Cincinnati (12/19/20)	FTs MADE	13 vs. Davidson (1/9/19)
5 vs. Cincinnati (12/19/20)	FT ATTEMPTS	14 vs. Davidson (1/9/19)

2020-21 HIGHLIGHTS:

- ♦ Has provided the Bulldogs' with their most thorough linescores – check Jacksonville and Northeastern to your right for examples.
- ♦ Connected on a career-high six 3-pointers at LSU en route to a season-high 25 points.
- ♦ Leads the SEC in steals and also ranked No. 5 in playing time, No. 6 in 3-pointers, No. 8 in assists and No. 12 in assist-to-TO ratio.

CAREER HIGHLIGHTS:

- ♦ **PRIOR TO UGA AT GEORGE MASON CAREER**, Started 93 of 99 outings from 2016-19 before missing the most of the 2019-20 season with a right foot stress fracture.
- ♦ Posted 52 career double-figure scoring outputs, and scored 1,120 points (10.4 ppg) and grabbed 548 rebounds (5.1

▶ GAME-BY-GAME LINESCORES

Opponent	FGs	3FGs	FTs	OR	DR	RB	PF	PT	A	TO	B	S	MP
FLORIDA A&M	* 2-6	2-4	0-0	0	3	3	1	6	5	2	0	1	28
N. GEORGIA	DNP												
JACKSONVILLE	* 4-8	2-5	1-2	0	6	6	2	11	7	4	0	4	32
MONTANA	* 5-11	2-5	0-0	1	5	6	0	12	0	6	0	1	35
SAMFORD	* 6-12	4-9	2-4	1	4	5	3	18	3	2	0	1	35
CINCINNATI	* 6-11	1-4	5-5	0	2	2	3	18	3	2	0	3	33
NORTHEASTERN	* 3-6	1-2	0-2	0	7	7	1	7	6	3	0	5	34
MISSISSIPPI ST.	* 2-8	0-2	0-0	1	2	3	1	4	5	3	0	1	27
at LSU	* 8-14	6-11	3-3	1	5	6	3	25	3	1	0	2	41
at Arkansas													
AUBURN													
at Ole Miss													
KENTUCKY													
FLORIDA													
at S. Carolina													
OLE MISS													
at Auburn													
VANDERBILT													
at Texas A&M													
at Alabama													
MISSOURI													
at Florida													
LSU													
S. CAROLINA													
at Tennessee													

ppg), while also recording 211 assists and 120 steals.

- ♦ As a junior in 2019-20, George Mason started the season 12-4, but was just 5-11 after Kier's season-ending injury in January.
- ♦ As a sophomore in 2018-19, was named Atlantic-10's Most Improved Player while also earning second-team All-A10 honors after he was one of only 11 D-I players in the nation to average more than 14.0 points, 6.0 rebounds, 2.5 assists and 1.5 steals per game.
- ♦ **PRIOR TO GEORGE MASON**, coached by Chad Edwards at Spotswood High, which compiled a combined record of 108-10 and posted two runner-up finishes in the state tournament over his four seasons.

▶ OVERALL CAREER STATISTICS

	GP-GS	MP-Avg.	FGs	Pct.	3FGs	Pct.	FTs	Pct.	O+R=Tot.-Avg.	PF-D	A	TO	BL	ST	Pts.-Avg.
2016-17	33-29	913-27.7	59-138	.428	17-44	.386	58-78	.744	24+124=148-4.5	63-0	37	53	5	20	193-5.8
2017-18	33-33	1094-33.2	134-297	.451	8-46	.174	87-111	.784	8+145=153-4.6	73-1	77	93	4	42	363-11.0
2018-19	33-31	1148-34.8	171-363	.471	33-89	.371	103-134	.769	15+200=215-6.5	65-2	85	89	10	52	478-14.5
2019-20	9-2	203-22.6	32-69	.464	11-24	.458	11-13	.846	0+32=32-3.6	7-0	12	12	2	6	86-9.6
2020-21	8-8	265-33.1	36-76	.474	18-42	.429	11-16	.688	4+34=38-4.8	14-0	32	23	0	18	101-12.6
TOTALS	116-103	3624-31.2	432-943	.458	87-245	.355	270-352	.767	51+535=586-5.1	222-1	243	270	21	128	1221-10.5

▶ SEC CAREER STATISTICS

	GP-GS	MP-Avg.	FGs	Pct.	3FGs	Pct.	FTs	Pct.	O+R=Tot.-Avg.	PF-D	A	TO	BL	ST	Pts.-Avg.
2020-21	2-2	68-34.0	10-22	.455	6-13	.462	3-3	1.000	2+7=9-4.5	4-0	8	4	0	3	29-14.5
TOTALS	2-2	68-34.0	10-22	.455	6-13	.462	3-3	1.000	2+7=9-4.5	4-0	8	4	0	3	29-14.5

MISCELLANEOUS STATS

	SEA.	CAR.
DOUBLE-DIGIT POINTS:	5	56
DOUBLE-DIGIT REBOUNDS:	0	10
DOUBLE-DOUBLES:	0	8
20-POINT GAMES:	1	10
30-POINT GAMES:	0	1



10 TOUMANI CAMARA

6-8 • 220 • SOPH. • BRUSSELS, BELGIUM. • CHAMINADE-MADONNA (FLA.) PREP SCHOOL • SPORT MANAGEMENT

SEASON & CAREER HIGHS

SEASON		CAREER
19 vs. Cincinnati (12/19/20)	POINTS	19 vs. Cincinnati (12/19/20)
19 vs. Jacksonville (12/4/20)		19 vs. Jacksonville (12/4/20)
19 vs. N. Georgia (12/2/20)		19 vs. N. Georgia (12/2/20)
17 vs. Montana (12/8/20)	REBOUNDS	17 vs. Montana (12/8/20)
4 vs. LSU (1/6/21)	ASSISTS	4 vs. LSU (1/6/21)
4 vs. Jacksonville (12/4/20)		4 vs. Jacksonville (12/4/20)
2 vs. Northeastern (12/22/20)	BLOCKS	2 vs. Northeastern (12/22/20)
		2 vs. Florida (3/4/20)
		2 vs. Missouri (1/28/20)
3 vs. LSU (1/6/21)	STEALS	3 vs. LSU (1/6/21)
3 Montana (12/8/20)		3 Montana (12/8/20)
3 vs. Jacksonville (12/4/20)		3 vs. Jacksonville (12/4/20)
		3 vs. Auburn (2/19/20)
		3 vs. N.C. Central (12/4/19)
34 vs. Montana (12/8/20)	MINUTES	34 vs. Montana (12/8/20)
		34 vs. SMU (12/20/19)
8 vs. Jacksonville (12/4/20)	FGs MADE	8 vs. Jacksonville (12/4/20)
8 vs. N. Georgia (12/2/20)		8 vs. N. Georgia (12/2/20)
		8 vs. Ga. Southern (12/23/19)
18 vs. N. Georgia (12/2/20)	FG ATTEMPTS	18 vs. N. Georgia (12/2/20)
2 vs. N. Georgia (12/2/20)	3FGs MADE	2 vs. N. Georgia (12/2/20)
		2 vs. Memphis (1/4/20)
5 vs. N. Georgia (12/2/20)	3FG ATTEMPTS	5 vs. N. Georgia (12/2/20)
5 vs. Northeastern (12/22/20)	FTs MADE	10 vs. Auburn (2/19/20)
7 vs. Northeastern (12/22/20)	FT ATTEMPTS	12 vs. Auburn (2/19/20)

2020-21 HIGHLIGHTS:

- ♦ Grabbed 17 rebounds against Montana, the single-game high by a Bulldog since Trey Thompkins' 17 boards against Alabama in 2020.
- ♦ Missed the Samford game due to a lower body injury.
- ♦ Named SEC Player of the Week on Dec. 21 after stellar outing vs. Montana. Almost reached a double-double in the first half alone, finishing the period with 14 points and eight boards.
- ♦ Has current streak of seven consecutive double-digit scoring games...and now has scored in double digits in 14 of his last 24 outings. Last season, had one double-figure output in the first 16 contests, followed by seven in the final 16 games.
- ♦ Tied for the league lead with four double-doubles and currently ranked among SEC leaders in seven stats – No. 12 in scoring, No. 3 in rebounding, No. 4 in FG pct., No. 7 in steals, No. 12 in blocks, No. 3 in offensive boards and No. 4 in defensive boards.

▶ GAME-BY-GAME LINESCORES

Opponent	FGs	3FGs	FTs	OR	DR	RB	PF	PT	A	TO	B	S	MP
FLORIDA A&M	* 2-6	0-4	0-0	0	1	1	4	4	2	2	1	2	18
N. GEORGIA	* 8-18	2-5	1-2	4	3	7	2	19	1	2	1	0	30
JACKSONVILLE	* 8-13	0-2	3-4	5	2	7	4	19	4	3	1	3	29
MONTANA	* 7-13	0-2	1-2	8	9	17	2	15	1	1	1	3	34
SAMFORD	DNP												
CINCINNATI	* 7-10	1-3	4-6	0	10	10	3	19	0	4	1	2	31
NORTHEASTERN	* 4-8	0-0	5-7	2	6	8	3	13	3	3	2	0	25
MISSISSIPPI ST.	* 4-13	1-4	2-4	4	7	11	4	11	0	2	1	2	30
at LSU	* 6-11	0-3	2-5	3	7	10	4	14	4	4	1	3	33
at Arkansas													
AUBURN													
at Ole Miss													
KENTUCKY													
FLORIDA													
at S. Carolina													
OLE MISS													
at Auburn													
VANDERBILT													
at Texas A&M													
at Alabama													
MISSOURI													
at Florida													
LSU													
S. CAROLINA													
at Tennessee													

CAREER HIGHLIGHTS:

- ♦ **AS A FRESHMAN IN 2019-20**, one of only five Bulldogs to play in all 32 games.
- ♦ Moved into the starting lineup for the ninth game of the year against SMU on Dec. 20 and remained for the rest of the season.
- ♦ Reached double figures for the first time with 16 points against Georgia Southern. Was a perfect 8-of-8 from the field, producing one of only eight perfect shooting performances from the field by a Power-5 player in 2019-20 while putting up at least eight shots.

- ♦ **PRIOR TO UGA**, coached by Andre Torres as a junior and senior at Chaminade-Madonna where he was a consensus four-star recruit and individual ranked among the nation's top prospects as No. 95 in the 247Sports.com composite and No. 98 by ESPN.com.
- ♦ Named first-team All-State for Class 5A as a senior after averaging a double-double of 24.3 points and 10.4 rebounds, and leading Chaminade-Madonna to a 21-7 record and the "Sweet 16" round of the Florida Class 5A state tourney.

▶ OVERALL CAREER STATISTICS

	GP-GS	MP-Avg.	FGs	Pct.	3FGs	Pct.	FTs	Pct.	O+R=Tot.-Avg.	PF-D	A	TO	BL	ST	Pts.-Avg.
2019-20	32-23	767-24.0	80-162	.494	5-29	.172	45-72	.625	56+82=138-4.3	87-6	21	52	18	19	210-6.6
2020-21	8-8	230-28.8	46-92	.500	4-23	.174	18-30	.600	26+45=71-8.9	26-0	15	21	9	15	114-14.3
TOTALS	40-31	997-24.9	126-254	.496	9-52	.173	63-102	.618	82+127=209-5.2	113-6	36	73	27	34	324-8.1

▶ SEC CAREER STATISTICS

	GP-GS	MP-Avg.	FGs	Pct.	3FGs	Pct.	FTs	Pct.	O+R=Tot.-Avg.	PF-D	A	TO	BL	ST	Pts.-Avg.
2019-20	18-18	481-26.7	47-102	.461	2-19	.105	28-45	.622	36+42=78-4.3	56-5	10	31	9	8	124-6.9
2020-21	2-2	63-31.5	10-24	.417	1-7	.143	4-9	.444	7+14=21-10.5	8-0	4	6	2	5	25-12.5
TOTALS	20-20	544-27.2	57-126	.452	3-26	.115	32-54	.593	43+56=99-5.0	64-5	14	37	11	13	149-7.5

MISCELLANEOUS STATS

	SEA.	CAR.
DOUBLE-DIGIT POINTS:	7	15
DOUBLE-DIGIT REBOUNDS:	4	4
DOUBLE-DOUBLES:	4	4
20-POINT GAMES:	0	0

- ♦ Helped Belgium finish seventh at the 2016 U16 European Championships, going 4-1 in group play before a two-point quarterfinal loss.



11 JAXON ETTER

6-4 • 200 • SOPH. • WOODSTOCK, GA. • ETOWAH HIGH SCHOOL • FINANCE

SEASON & CAREER HIGHS

SEASON		CAREER
2 vs. Cincinnati (12/19/20)	POINTS	2 vs. Cincinnati (12/19/20)
2 vs. Samford (12/12/20)		2 vs. Samford (12/12/20)
2 vs. N. Georgia (11/29/20)		2 vs. N. Georgia (11/29/20)
2 vs. Cincinnati (12/19/20)	REBOUNDS	2 vs. Cincinnati (12/19/20)
-	ASSISTS	-
-	BLOCKS	-
-	STEALS	1 vs. Dayton (11/25/19)
6 vs. Cincinnati (12/19/20)	MINUTES	6 vs. Cincinnati (12/19/20)
6 vs. N. Georgia (12/2/20)		6 vs. N. Georgia (12/2/20)
1 vs. Samford (12/12/20)	FGs MADE	1 vs. Samford (12/12/20)
1 vs. N. Georgia (12/2/20)		1 vs. N. Georgia (12/2/20)
1 vs. Cincinnati (12/19/20)	FG ATTEMPTS	1 vs. Cincinnati (12/19/20)
1 vs. Samford (12/12/20)		1 vs. Samford (12/12/20)
1 vs. N. Georgia (12/2/20)		1 vs. N. Georgia (12/2/20)
-	3FGs MADE	-
-	3FG ATTEMPTS	1 vs. Delaware St. (11/15/19)
2 vs. Cincinnati (12/19/20)	FTs MADE	2 vs. Cincinnati (12/19/20)
2 vs. Cincinnati (12/19/20)	FT ATTEMPTS	2 vs. Cincinnati (12/19/20)

2020-21 HIGHLIGHTS:

- ◇ Logged action in six of seven non-conference games, bettering his previous high for minutes played in four of those contests.
- ◇ A key contributor in Georgia's win over Samford, recording a "+/-" of "+8" in just four minutes of action. In just 2:30 of first-half action, recorded a "+/-" of "+6", the best effort of any Bulldog in the period.
- ◇ Scored with 1:17 left in the game to give the Bulldogs' their first lead of the game, which they never relinquished.

CAREER HIGHLIGHTS:

- ◇ **AS A FRESHMAN IN 2019-20**, secured playing time in nine contests.
- ◇ Logged his first regular-season action in the closing moments of the Delaware State game, including his first – and only – field goal attempt of the season
- ◇ Grabbed a steal against Dayton in the Bulldogs' opening round at the Maui Jim Maui Invitational.

▶ GAME-BY-GAME LINESCORES

Opponent	FGs	3FGs	FTs	OR	DR	RB	PF	PT	A	TO	B	S	MP
FLORIDA A&M	0-0	0-0	0-0	0	0	0	0	0	0	0	0	0	1
N. GEORGIA	1-1	0-0	0-0	0	0	0	1	2	0	0	0	0	6
JACKSONVILLE	0-0	0-0	0-0	0	0	0	0	0	0	0	0	0	2
MONTANA	DNP												
SAMFORD	1-1	0-0	0-0	0	1	1	1	2	0	0	0	0	4
CINCINNATI	0-1	0-0	2-2	0	2	2	1	2	0	0	0	0	6
NORTHEASTERN	0-0	0-0	0-0	0	0	0	0	0	0	1	0	0	5
MISSISSIPPI ST.	0-0	0-0	0-0	0	0	0	1	0	0	0	0	0	4
at LSU	DNP												
at Arkansas													
AUBURN													
at Ole Miss													
KENTUCKY													
FLORIDA													
at S. Carolina													
OLE MISS													
at Auburn													
VANDERBILT													
at Texas A&M													
at Alabama													
MISSOURI													
at Florida													
LSU													
S. CAROLINA													
at Tennessee													

- ◇ **PRIOR TO UGA**, Coached by Jason Dasinger as a junior and senior at Etowah and by Allen Whitehart as a sophomore, helping the Eagles win three consecutive Region titles.
- ◇ Named All-State by the Atlanta Journal-Constitution in both 2018 (second team) and 2019 (honorable mention).
- ◇ Named team MVP of the 2018 GACA All-Star game after recording 23 points, three rebounds, three assists and three steals for the South in a 118-106 victory.

▶ OVERALL CAREER STATISTICS

	GP-GS	MP-Avg.	FGs	Pct.	3FGs	Pct.	FTs	Pct.	O+R=Tot.-Avg.	PF-D	A	TO	BL	ST	Pts.-Avg.
2019-20	9-0	19-2.1	0-1	.000	0-1	.000	0-0	.000	0+2=2-0.2	2-0	0	0	0	1	0-0.0
2020-21	7-0	28-4.0	2-3	.667	0-0	.000	2-2	1.000	0+3=3-0.4	4-0	0	1	0	0	6-0.9
TOTALS	16-0	47-2.9	2-4	.500	0-1	.000	2-2	1.000	0+5=5-0.3	6-0	0	1	0	1	6-0.4

▶ SEC CAREER STATISTICS

	GP-GS	MP-Avg.	FGs	Pct.	3FGs	Pct.	FTs	Pct.	O+R=Tot.-Avg.	PF-D	A	TO	BL	ST	Pts.-Avg.
2019-20	4-0	8-2.0	0-0	.000	0-0	.000	0-0	.000	0+1=1-0.3	1-0	0	0	0	0	0-0.0
2020-21	1-0	4-4.0	0-0	.000	0-0	.000	0-0	.000	0+0=0-0.0	1-0	0	0	0	0	0-0.0
TOTALS	5-0	12-2.4	0-0	.000	0-0	.000	0-0	.000	0+1=1-0.2	2-0	0	0	0	0	0-0.0

MISCELLANEOUS STATS

	SEA.	CAR.
DOUBLE-DIGIT POINTS:	0	0
DOUBLE-DIGIT REBOUNDS:	0	0
DOUBLE-DOUBLES:	0	0
20-POINT GAMES:	0	0



12 JOSH TAYLOR

6-9 • 215 • FR. • ATLANTA, GA. • NORCROSS HIGH SCHOOL • BUSINESS

SEASON & CAREER HIGHS

SEASON		CAREER
2 vs. N. Georgia (1/29/20)	POINTS	2 vs. N. Georgia (1/29/20)
5 vs. Jacksonville (12/4/20)	REBOUNDS	5 vs. Jacksonville (12/4/20)
5 vs. N. Georgia (1/29/20)		5 vs. N. Georgia (1/29/20)
-	ASSISTS	-
1 vs. Cincinnati (12/19/20)	BLOCKS	1 vs. Cincinnati (12/19/20)
1 vs. N. Georgia (1/29/20)	STEALS	1 vs. N. Georgia (1/29/20)
6 vs. Jacksonville (12/4/20)	MINUTES	6 vs. Jacksonville (12/4/20)
1 vs. N. Georgia (1/29/20)	FGs MADE	1 vs. N. Georgia (1/29/20)
2 vs. Jacksonville (12/4/20)	FG ATTEMPTS	2 vs. Jacksonville (12/4/20)
2 vs. N. Georgia (1/29/20)		2 vs. N. Georgia (1/29/20)
-	3FGs MADE	-
-	3FG ATTEMPTS	-
-	FTs MADE	-
-	FT ATTEMPTS	-

2020-21 HIGHLIGHTS:

- ♦ Active on the boards against both North Georgia and Jacksonville, grabbing five rebounds in five minutes vs. the Nighthawks and five boards in six minutes vs. the Dolphins.

CAREER HIGHLIGHTS:

- ♦ **PRIOR TO UGA**, Coached by Jesse McMillan at Norcross High as a senior, by Freddy Johnson at Greensboro (N.C.) Day School as a junior and by Dr. Phillip McCrary at Columbia High in Atlanta as a freshman and sophomore.
- ♦ Rated as a three-star prospect and ranked as the nation's No. 128 prospect by 247Sports.com, No. 129 by rivals.com and No. 138 in the 247Sports.com composite.
- ♦ Named honorable mention all-state by the Atlanta Journal-

▶ GAME-BY-GAME LINESCORES

Opponent	FGs	3FGs	FTs	OR	DR	RB	PF	PT	A	TO	B	S	MP
FLORIDA A&M	0-0	0-0	0-0	0	0	0	0	0	0	0	0	0	3
N. GEORGIA	1-2	0-0	0-0	3	2	5	2	2	0	3	0	1	5
JACKSONVILLE	0-2	0-0	0-0	0	5	5	1	0	0	0	0	0	6
MONTANA	DNP												
SAMFORD	DNP												
CINCINNATI	0-0	0-0	0-0	0	1	1	0	0	0	1	1	0	2
NORTHEASTERN	0-0	0-0	0-0	0	0	0	1	0	0	0	0	0	1
MISSISSIPPI ST.	DNP												
at LSU	DNP												
at Arkansas													
AUBURN													
at Ole Miss													
KENTUCKY													
FLORIDA													
at S. Carolina													
OLE MISS													
at Auburn													
VANDERBILT													
at Texas A&M													
at Alabama													
MISSOURI													
at Florida													
LSU													
S. CAROLINA													
at Tennessee													

Constitution for Class 7A as a senior at Norcross.

- ♦ At Norcross, averaged 11.7 points, 10.7 rebounds and 1.0 blocks per game for the Blue Devils, making him one of three players among all 24 high schools in Gwinnett County who averaged a double-double during 2019-20.
- ♦ At Greensboro Day School, averaged 9.1 points and a team-high 7.0 rebounds to help the Bengals compile a 30-5 record and win the 2019 N.C. Independent School Athletic Association (NCISSA) Class 4A State Tournament.
- ♦ Played on a Greensboro Day roster that featured six current college players: Cam Hayes (N.C. State), Carson McCorkle (Virginia), Nic Evtimov (Colgate), Austin Inge (Navy), Mike Fowler (Queens) and Noah Dunn (Montreat).
- ♦ Averaged a double-double in both seasons at Columbia, 10 points and 12 boards as a freshman and 12 points and 13 boards as a sophomore.

▶ OVERALL CAREER STATISTICS


	GP-GS	MP-Avg.	FGs	Pct.	3FGs	Pct.	FTs	Pct.	O+R=Tot.-Avg.	PF-D	A	TO	BL	ST	Pts.-Avg.
2020-21	5-0	17-3.4	1-4	.250	0-0	.000	0-0	.000	3-8=11-2.2	4-0	0	4	1	1	2-0.4
TOTALS	5-0	17-3.4	1-4	.250	0-0	.000	0-0	.000	3-8=11-2.2	4-0	0	4	1	1	2-0.4

▶ SEC CAREER STATISTICS

	GP-GS	MP-Avg.	FGs	Pct.	3FGs	Pct.	FTs	Pct.	O+R=Tot.-Avg.	PF-D	A	TO	BL	ST	Pts.-Avg.
2020-21	-	-	-	-	-	-	-	-	-	-	-	-	-	-	-

MISCELLANEOUS STATS

	SEA.	CAR.
DOUBLE-DIGIT POINTS:	0	0
DOUBLE-DIGIT REBOUNDS:	0	0
DOUBLE-DOUBLES:	0	0
20-POINT GAMES:	0	0



13 JONATHAN NED

6-9 • 215 • JR. • BRENTWOOD, CALIF. • TR.-EASTERN FLORIDA COLLEGE • BUSINESS

SEASON & CAREER HIGHS

SEASON		CAREER
7 vs. N. Georgia (12/2/20)	POINTS	7 vs. N. Georgia (12/2/20)
4 vs. Montana (12/8/20)	REBOUNDS	-
4 vs. N. Georgia (12/2/20)		4 vs. N. Georgia (12/2/20)
1 vs. Northeastern (12/22/20)	ASSISTS	-
1 vs. Samford (12/12/20)		
1 vs. Miss. St. (12/20/20)	BLOCKS	1 vs. Miss. St. (12/20/20)
1 vs. N. Georgia (12/2/20)		1 vs. N. Georgia (12/2/20)
2 vs. Jacksonville (12/4/20)	STEALS	2 vs. Jacksonville (12/4/20)
20 vs. N. Georgia (12/2/20)	MINUTES	20 vs. N. Georgia (12/2/20)
3 vs. N. Georgia (12/2/20)	FGs MADE	3 vs. N. Georgia (12/2/20)
5 vs. N. Georgia (12/2/20)	FG ATTEMPTS	5 vs. N. Georgia (12/2/20)
1 vs. Northeastern (12/22/20)	3FGs MADE	1 vs. Northeastern (12/22/20)
1 vs. Jacksonville (12/4/20)		1 vs. Jacksonville (12/4/20)
1 vs. N. Georgia (12/2/20)		1 vs. N. Georgia (12/2/20)
3 vs. Montana (12/8/20)	3FG ATTEMPTS	3 vs. Montana (12/8/20)
-	FTs MADE	-
-	FT ATTEMPTS	-

2020-21 HIGHLIGHTS:

- Recorded season-best efforts of seven points, four rebounds and 20 minutes played vs. North Georgia.

CAREER HIGHLIGHTS:

- PRIOR TO UGA AT EASTERN FLORIDA**, Coached by Jeremy Shulman and started 28 of 63 games played in two seasons with the Titans.
- Rated as the nation's No. 15 JUCO recruit by 247Sports.com, as well as No. 49 by jucorecruiting.com.
- Recorded 28 double-figure scoring games and five double-digit rebound performances, efforts which led to three double-doubles.
- AS A SOPHOMORE IN 2019-20**, named second-team All-Mid-Florida Conference after averaging 9.6 points and 5.6 rebounds per game.
- AS A FRESHMAN IN 2018-19**, averaged 9.8 points and 4.7 rebounds and helped Eastern Florida State to a

GAME-BY-GAME LINESCORES

Opponent	FGs	3FGs	FTs	OR	DR	RB	PF	PT	A	TO	B	S	MP
FLORIDA A&M	1-2	0-0	0-0	0	0	0	0	2	0	1	0	0	6
N. GEORGIA	3-5	1-2	0-0	1	3	4	1	7	0	3	1	0	20
JACKSONVILLE	2-2	1-1	0-0	1	2	3	0	5	0	0	0	2	6
MONTANA	0-4	0-3	0-0	2	2	4	0	0	0	0	0	0	8
SAMFORD	0-1	0-1	0-0	0	2	2	0	0	1	0	0	0	5
CINCINNATI	0-1	0-1	0-0	0	0	0	2	0	0	1	0	0	5
NORTHEASTERN	1-2	1-2	0-0	0	1	1	0	3	1	0	0	0	11
MISSISSIPPI ST.	0-0	0-0	0-0	0	1	1	1	0	0	0	1	0	4
at LSU	DNP												
at Arkansas													
AUBURN													
at Ole Miss													
KENTUCKY													
FLORIDA													
at S. Carolina													
OLE MISS													
at Auburn													
VANDERBILT													
at Texas A&M													
at Alabama													
MISSOURI													
at Florida													
LSU													
S. CAROLINA													
at Tennessee													

28-8 overall finish and a trip the "Elite Eight" round of the NJCAA National Championship Tournament.

- PRIOR TO EFSC**, coached by Pat Cruickshank at Heritage High School, where he finished No. 2 in career scoring with 1,331 points.
- Helped Heritage set a school record with 71 wins during his career, including a combined 56-8 mark as a junior and senior.
- Named MVP of the Bay Valley Athletic League (BVAL) in 2017 and 2018 and tabbed first-team All-Bay Area in both 2017 and 2018.

OVERALL CAREER STATISTICS

	GP-GS	MP-Avg.	FGs	Pct.	3FGs	Pct.	FTs	Pct.	O+R=Tot.-Avg.	PF-D	A	TO	BL	ST	Pts.-Avg.
2020-21	8-0	65-8.1	7-17	.412	3-10	.300	0-0	.000	4+11=15-1.9	4-0	2	5	2	2	17-2.1
TOTALS	8-0	65-8.1	7-17	.412	3-10	.300	0-0	.000	4+11=15-1.9	4-0	2	5	2	2	17-2.1

SEC CAREER STATISTICS

	GP-GS	MP-Avg.	FGs	Pct.	3FGs	Pct.	FTs	Pct.	O+R=Tot.-Avg.	PF-D	A	TO	BL	ST	Pts.-Avg.
2020-21	1-0	4-4.0	0-0	.000	0-0	.000	0-0	.000	0+1=1-1.0	1-0	0	0	1	0	0-0.0
TOTALS	1-0	4-4.0	0-0	.000	0-0	.000	0-0	.000	0+1=1-1.0	1-0	0	0	1	0	0-0.0

MISCELLANEOUS STATS

	SEA.	CAR.
DOUBLE-DIGIT POINTS:	0	0
DOUBLE-DIGIT REBOUNDS:	0	0
DOUBLE-DOUBLES:	0	0
20-POINT GAMES:	0	0



14^{TYE} FAGAN

6-3 • 195 • JR. • LOGTOWN, GA. • UPSON-LEE HIGH SCHOOL • PSYCHOLOGY

SEASON & CAREER HIGHS

SEASON		CAREER
21 vs. Florida A&M (11/29/20)	POINTS	21 vs. Florida A&M (11/29/20)
10 vs. Florida A&M (11/29/20)	REBOUNDS	10 vs. Florida A&M (11/29/20)
3 vs. Samford (12/12/20)	ASSISTS	4 vs. W. Carolina (11/5/19) 4 vs. Texas Southern (12/3/18) 4 vs. Savannah St. (11/9/18)
1 vs. Samford (12/12/20) 1 vs. Jacksonville (12/4/20)	BLOCKS	2 vs. Alabama (2/8/20) 2 vs. W. Carolina (11/5/19)
1 vs. Cincinnati (12/19/20) 1 vs. Samford (12/12/20) 1 vs. N. Georgia (12/2/20)	STEALS	2 vs. Auburn (1/11/20) 2 vs. Ga. Tech (11/20/19)
31 vs. Samford (12/12/20)	MINUTES	36 vs. Illinois St. (11/19/18)
9 vs. Florida A&M (11/29/20)	FGs MADE	9 vs. Florida A&M (11/29/20)
13 vs. Samford (12/12/20)	FG ATTEMPTS	13 vs. Samford (12/12/20)
2 vs. Miss. St. (12/20/20)	3FGs MADE	3 vs. Miss. St. (12/20/20) 2 vs. Texas A&M (2/15/20)
3 vs. Miss. St. (12/20/20)	3FG ATTEMPTS	3 vs. Miss. St. (12/20/20) 3 vs. Texas A&M (2/15/20)
5 vs. Cincinnati (12/19/20)	FTs MADE	5 vs. Cincinnati (12/19/20)
6 vs. Cincinnati (12/19/20) 6 vs. Samford (12/12/20)	FT ATTEMPTS	6 vs. Cincinnati (12/19/20) 6 vs. Samford (12/12/20)

2020-21 HIGHLIGHTS:

- ◇ Named SEC Player of the Week on Nov. 30 after recording career highs of 21 points and 10 rebounds en route to his first career double-double against Florida A&M.
- ◇ Converted on 9-of-10 shots from the floor vs. the Rattlers.
- ◇ Recorded more double-figure scoring outputs in the first six games (4) than he did in 63 games in his first two seasons combined (3).
- ◇ Ranked No. 20 in the SEC in rebounding (5.9 rpg).

CAREER HIGHLIGHTS:

- ◇ **AS A SOPHOMORE IN 2019-20**, was one of five Bulldogs who played in all 32 games and shot a team-best 56.0 percent from the floor.
- ◇ Posted a trio of double-figure scoring outputs against Dayton, Arizona State and at Kentucky. Was extremely efficient en route to his double-digit outputs. In that trio outings, connected on 81.0 percent (17-of-21) of his shots from the field.
- ◇ Scored 15 points in just 15 minutes of action at No. 15/14 Kentucky.
- ◇ **AS A FRESHMAN IN 2018-19**, Logged action in 31 of 32 games, with three

▶ GAME-BY-GAME LINESCORES

Opponent	FGs	3FGs	FTs	OR	DR	RB	PF	PT	A	TO	B	S	MP
FLORIDA A&M	* 9-10	1-1	2-4	4	6	10	0	21	0	1	0	0	24
N. GEORGIA	* 2-4	0-1	0-0	1	6	7	1	4	2	2	0	1	25
JACKSONVILLE	* 5-9	0-1	0-0	1	2	3	2	10	1	0	1	0	23
MONTANA	* 1-4	0-2	0-0	1	1	2	0	2	1	0	0	0	25
SAMFORD	* 6-13	0-2	3-6	3	4	7	2	15	3	0	1	1	31
CINCINNATI	* 6-9	0-0	5-6	4	5	9	2	17	2	4	0	1	28
NORTHEASTERN	* 4-8	0-1	0-0	0	2	2	0	8	1	1	0	0	20
MISSISSIPPI ST.	* 4-6	2-3	0-2	0	4	4	0	10	1	0	0	0	23
at LSU	* 4-12	0-1	0-0	5	4	9	3	8	0	6	0	0	28
at Arkansas													
AUBURN													
at Ole Miss													
KENTUCKY													
FLORIDA													
at S. Carolina													
OLE MISS													
at Auburn													
VANDERBILT													
at Texas A&M													
at Alabama													
MISSOURI													
at Florida													
LSU													
S. CAROLINA													
at Tennessee													

starts at the Cayman Islands Classic.

- ◇ **PRIOR TO UGA**, Coached by Darrell Lockhart at Upson-Lee where he was named the Class 4A State Player of the Year as both a junior and a senior after leading the Knights to back-to-back state titles and undefeated seasons. The Knights' 63-game winning streak is the third-longest in boys' basketball history for Georgia high schools.
- ◇ Scored a school-record 2,038 points for Upson-Lee.
- ◇ As a senior, averaged 25.0 points, 7.3 rebounds, 4.6 assists, 2.4 steals and 1.5 assists.
- ◇ As a junior, averaged 21.1 points, 7.4 rebounds, 3.5 assists, 2.6 steals and 1.5 steals per game while leading the Knights to the first state championship in school history.

▶ OVERALL CAREER STATISTICS


	GP-GS	MP-Avg.	FGs	Pct.	3FGs	Pct.	FTs	Pct.	O+R=Tot.-Avg.	PF-D	A	TO	BL	ST	Pts.-Avg.
2018-19	31-3	355-11.5	32-63	.508	4-12	.333	10-10	1.000	16+31=47-1.5	14-0	22	29	6	6	78-2.5
2019-20	32-0	373-11.7	56-100	.560	5-19	.263	15-24	.625	24+31=55-1.7	13-0	17	15	9	14	132-4.1
2020-21	9-9	227-25.2	41-75	.547	3-12	.250	10-18	.556	19+34=53-5.9	10-0	11	14	2	3	95-10.6
TOTALS	72-12	955-13.3	129-238	.542	12-43	.279	35-52	.673	59+96=155-2.2	37-0	50	58	17	23	305-4.2

▶ SEC CAREER STATISTICS

	GP-GS	MP-Avg.	FGs	Pct.	3FGs	Pct.	FTs	Pct.	O+R=Tot.-Avg.	PF-D	A	TO	BL	ST	Pts.-Avg.
2018-19	18-0	141-7.8	9-25	.360	2-4	.500	2-2	1.000	5-13=18-1.0	5-0	8	1	2	5	22-1.2
2019-20	18-0	212-11.8	34-60	.567	4-14	.286	9-16	.563	14+17=31-1.7	7-0	8	9	3	8	81-4.5
2020-21	2-2	51-25.5	8-18	.444	2-4	.500	0-2	.000	5+8=13-6.5	3-0	1	6	0	0	18-9.0
TOTALS	38-2	404-10.6	51-103	.495	8-22	.364	11-20	.550	24+38=62-1.6	15-0	14	23	4	10	121-3.2

MISCELLANEOUS STATS

	SEA.	CAR.
DOUBLE-DIGIT POINTS:	5	8
DOUBLE-DIGIT REBOUNDS:	1	1
DOUBLE-DOUBLES:	1	1
20-POINT GAMES:	1	1



23 MIKAL STARKS

6-0 • 1855 • JR. • MIAMI, FLA. • TR.-EASTERN FLORIDA COLLEGE • BUSINESS

SEASON & CAREER HIGHS

SEASON		CAREER
2 vs. N. Georgia (12/2/20)	POINTS	2 vs. N. Georgia (12/2/20)
2 vs. N. Georgia (12/2/20)	REBOUNDS	2 vs. N. Georgia (12/2/20)
2 vs. Jacksonville (12/4/20)	ASSISTS	2 vs. Jacksonville (12/4/20)
2 vs. N. Georgia (12/2/20)		2 vs. N. Georgia (12/2/20)
-	BLOCKS	-
2 vs. Jacksonville (12/4/20)	STEALS	2 vs. Jacksonville (12/4/20)
15 vs. Florida A&M (11/29/20)	MINUTES	15 vs. Florida A&M (11/29/20)
1 vs. N. Georgia (12/2/20)	FGs MADE	1 vs. N. Georgia (12/2/20)
3 vs. Montana (12/8/20)	FG ATTEMPTS	3 vs. Montana (12/8/20)
-	3FGs MADE	-
-	3FG ATTEMPTS	-
-	FTs MADE	-
-	FT ATTEMPTS	-

2020-21 HIGHLIGHTS:

- ♦ Impactful player on the defensive end of the floor.
- ♦ Missed three games – Cincinnati, Northeastern and Mississippi State – after suffering a thigh bruise against Samford.

CAREER HIGHLIGHTS:

- ♦ **PRIOR TO UGA AT EFSC**, coached by Jeremy Shulman and played in 47 games with 26 starts over two seasons.
- ♦ Ranked as the No. 9 junior college recruit in the Class of 2020 by 247Sports.com.
- ♦ Notched seven double-figure scoring outputs, with a career-best of 15 twice as a sophomore.
- ♦ In 2018-19, helped Eastern Florida State to a 28-8 overall finish, a second straight Mid-Florida

▶ GAME-BY-GAME LINESCORES

Opponent	FGs	3FGs	FTs	OR	DR	RB	PF	PT	A	TO	B	S	MP
FLORIDA A&M	0-0	0-0	0-0	0	1	1	0	0	0	0	0	0	5
N. GEORGIA	1-2	0-0	0-0	0	2	2	2	2	2	0	0	0	15
JACKSONVILLE	0-0	0-0	0-0	0	1	1	4	0	2	1	0	2	9
MONTANA	0-3	0-0	0-0	0	0	0	3	0	1	1	0	1	13
SAMFORD	0-1	0-0	0-0	0	1	1	0	0	0	0	0	0	4
CINCINNATI	DNP												
NORTHEASTERN	DNP												
MISSISSIPPI ST.	DNP												
at LSU	0-0	0-0	0-0	0	0	0	0	0	1	0	0	0	4
at Arkansas													
AUBURN													
at Ole Miss													
KENTUCKY													
FLORIDA													
at S. Carolina													
OLE MISS													
at Auburn													
VANDERBILT													
at Texas A&M													
at Alabama													
MISSOURI													
at Florida													
LSU													
S. CAROLINA													
at Tennessee													

Conference title and a trip the "Elite Eight" round of the NJCAA Tournament.

- ♦ **PRIOR TO EFSC**, coached by Marcos Molina at Palmetto High School, where he led the Panthers to their first-ever Greater Miami Athletic Conference (GMAC) championship as a senior in 2018.

▶ OVERALL CAREER STATISTICS

	GP-GS	MP-Avg.	FGs	Pct.	3FGs	Pct.	FTs	Pct.	O+R=Tot.-Avg.	PF-D	A	TO	BL	ST	Pts.-Avg.
2020-21	6-0	50-8.3	1-6	.167	0-0	.000	0-0	.000	0+5=5-0.8	9-0	6	2	0	3	2-0.3
TOTALS	6-0	50-8.3	1-6	.167	0-0	.000	0-0	.000	0+5=5-0.8	9-0	6	2	0	3	2-0.3

▶ SEC CAREER STATISTICS

	GP-GS	MP-Avg.	FGs	Pct.	3FGs	Pct.	FTs	Pct.	O+R=Tot.-Avg.	PF-D	A	TO	BL	ST	Pts.-Avg.
2020-21	1-0	4-4.0	0-0	.000	0-0	.000	0-0	.000	0+0=0-0.0	0-0	1	0	0	0	0-0.0
TOTALS	1-0	4-4.0	0-0	.000	0-0	.000	0-0	.000	0+0=0-0.0	0-0	1	0	0	0	0-0.0

MISCELLANEOUS STATS

	SEA.	CAR.
DOUBLE-DIGIT POINTS:	0	0
DOUBLE-DIGIT REBOUNDS:	0	0
DOUBLE-DOUBLES:	0	0
20-POINT GAMES:	0	0



24^{P.J.} HORNE

6-6 • 230 • GR. • TIFTON, GA. • TR.-VIRGINIA TECH • NONPROFIT MANAGEMENT & LEADERSHIP

SEASON & CAREER HIGHS

SEASON		CAREER
21 vs. Miss. St. (12/20/20)	POINTS	21 vs. Miss. St. (12/20/20)
7 vs. LSU (1/6/21)	REBOUNDS	7 vs. LSU (1/6/21)
7 vs. Northeastern (12/22/20)		7 vs. Northeastern (12/22/20)
		7 vs. Notre Dame (3/7/20)
		7 vs. Michigan State (11/25/19)
		7 vs. Clemson (11/5/19)
		7 vs. Miami (2/3/18)
2 vs. Montana (12/8/20)	ASSISTS	3 vs. St. Francis (Pa.) (11/24/18)
2 vs. Samford (12/12/10)	BLOCKS	2 Eight times, most recently vs. Samford (12/12/20)
4 vs. Northeastern (12/22/20)	STEALS	5 vs. Clemson (3/4/20)
40 vs. LSU (1/6/21)	MINUTES	43 vs. N. Carolina (1/22/20)
7 vs. Miss. St. (12/20/20)	FGs MADE	7 vs. Miss. St. (12/20/20)
13 vs. Miss. St. (12/20/20)	FG ATTEMPTS	13 vs. Miss. St. (12/20/20)
		13 vs. Duke (12/6/19)
5 vs. Miss. St. (12/20/20)	3FGs MADE	5 vs. Miss. St. (12/20/20)
11 vs. LSU (1/6/21)	3FG ATTEMPTS	11 vs. LSU (1/6/21)
2 vs. Miss. St. (12/20/20)	FTs MADE	4 vs. Clemson (2/21/18)
2 vs. Jacksonville (12/4/20)		4 vs. N.C. A&T (12/28/17)
2 vs. Florida A&M (11/29/20)		4 vs. Iowa (11/28/17)
2 vs. Miss. St. (12/20/20)	FT ATTEMPTS	7 vs. Miami (2/3/18)
2 vs. Northeastern (12/22/20)		
2 vs. Samford (12/12/20)		
2 vs. Jacksonville (12/4/20)		
2 vs. N. Georgia (12/2/20)		
2 vs. Florida A&M (11/29/20)		

2020-21 HIGHLIGHTS:

- ♦ A consistent double-digit scorer in non-conference action, scoring between 10-13 points five times.
- ♦ Exploded for a career-high 21 points in the SEC opener against Mississippi State, which also produced career-bests for both field goals (7) and 3-pointers (5).
- ♦ After recording 14 double-digit scoring outputs in 89 games at Virginia Tech, has seven in nine outings as a Bulldog.

CAREER HIGHLIGHTS:

- ♦ **PRIOR TO UGA AT VIRGINIA TECH**, played in 89 games, with 35 starts, and tallied 467 points – with 14 total double-figure scoring outputs – and 265 boards.
- ♦ Helped Tech earn NCAA bids in 2018 and 2019, including a trip to the “Sweet 16” as a sophomore.
- ♦ **AS A JUNIOR IN 2019-20**, started 30 of 32 games, the second-highest on the roster, and averaged 7.6 points and 4.2 rebounds.
- ♦ Increased his production by eye-catching numbers. Remarkably, went from making a single 3-pointer as a sophomore to 44 as a junior and upped his averages for scoring (+4.3 ppg) and rebounding (+2.0 rpg).
- ♦ Paced the Hokies offensively in the final two regular-season games, 17 points at Clemson and 14 at Notre Dame.
- ♦ **AS A SOPHOMORE IN 2018-19**, Logged action in 29 games and averaged 3.3 points – while shooting a team-best 57.5 percent of his FGs.
- ♦ **AS A FRESHMAN IN 2017-18**, played in 28 games and scored a season-high 16

against Iowa when he knocked down 6-of-7 shots from the floor and 4-of-6 trips to the line.

- ♦ **PRIOR TO VT**, coached by Eric Holland at Tift County High

- ♦ As a four-year starter, helped the Blue Devils compile a combined 110-10 record during his four seasons, including a pair of state championships in as a freshman (Class 6A in 2014) and a senior (Class 7A in 2017).

OVERALL CAREER STATISTICS

	GP-GS	MP-Avg.	FGs	Pct.	3FGs	Pct.	FTs	Pct.	O+R=Tot.-Avg.	PF-D	A	TO	BL	ST	Pts.-Avg.
2017-18	28-1	327-11.7	49-83	.590	2-6	.333	28-42	.667	31+36=67-2.4	40-2	2	18	7	4	128-4.6
2018-19	29-4	378-13.0	42-74	.568	1-8	.125	12-16	.750	32+33=65-2.2	49-0	10	26	8	5	97-3.3
2019-20	32-30	896-28.0	92-206	.447	45-129	.349	13-22	.591	25+108=133-4.2	71-1	11	29	21	23	242-7.6
2020-21	9-9	242-26.9	34-72	.472	18-51	.353	9-12	.750	19+19=38-4.2	20-0	4	6	4	9	95-10.6
TOTALS	98-44	1844-18.8	217-435	.499	66-194	.340	62-92	.674	107+196=303-3.1	180-3	27	79	40	41	562-5.7

SEC CAREER STATISTICS

	GP-GS	MP-Avg.	FGs	Pct.	3FGs	Pct.	FTs	Pct.	O+R=Tot.-Avg.	PF-D	A	TO	BL	ST	Pts.-Avg.
2020-21	2-2	68-34.0	11-25	.440	8-21	.381	2-2	1.000	2+6=8-4.0	7-0	0	2	1	1	32-16.0
TOTALS	2-2	68-34.0	11-25	.440	8-21	.381	2-2	1.000	2+6=8-4.0	7-0	0	2	1	1	32-16.0

GAME-BY-GAME LINESCORES

Opponent	FGs	3FGs	FTs	OR	DR	RB	PF	PT	A	TO	B	S	MP
FLORIDA A&M	* 1-3	1-3	2-2	1	1	2	2	5	1	0	0	0	20
N. GEORGIA	* 5-8	2-5	1-2	0	0	0	2	13	0	1	0	1	24
JACKSONVILLE	* 4-9	2-6	2-2	3	3	6	2	12	0	0	0	1	27
MONTANA	* 4-6	2-3	0-0	3	2	5	3	10	2	2	0	1	21
SAMFORD	* 4-10	1-7	1-2	3	3	6	1	10	0	1	2	1	34
CINCINNATI	* 1-2	0-1	0-0	2	2	4	2	2	0	0	0	0	22
NORTHEASTERN	* 4-9	2-5	1-2	5	2	7	1	11	1	0	1	4	26
MISSISSIPPI ST.	* 7-13	5-10	2-2	1	0	1	3	21	0	1	0	0	29
at LSU	* 4-12	3-11	0-0	1	6	7	4	11	0	1	1	1	39
at Arkansas													
AUBURN													
at Ole Miss													
KENTUCKY													
FLORIDA													
at S. Carolina													
OLE MISS													
at Auburn													
VANDERBILT													
at Texas A&M													
at Alabama													
MISSOURI													
at Florida													
LSU													
S. CAROLINA													
at Tennessee													

MISCELLANEOUS STATS

	SEA.	CAR.
DOUBLE-DIGIT POINTS:	7	21
DOUBLE-DIGIT REBOUNDS:	0	0
DOUBLE-DOUBLES:	0	0
20-POINT GAMES:	1	1



25 TYRON McMILLAN

6-9 • 220 • JR. • NEW ORLEANS, LA. • TR.-KILGORE (TEXAS) COLLEGE • SOCIOLOGY

SEASON & CAREER HIGHS

SEASON		CAREER
6 vs. N. Georgia (12/2/20)	POINTS	6 vs. N. Georgia (12/2/20)
8 vs. N. Georgia (12/2/20)	REBOUNDS	8 vs. N. Georgia (12/2/20)
1 vs. Cincinnati (12/19/20)	ASSISTS	1 vs. Cincinnati (12/19/20)
1 vs. Northeastern (12/22/20)	BLOCKS	1 vs. Northeastern (12/22/20)
1 vs. Samford (12/12/20)	BLOCKS	1 vs. Samford (12/12/20)
1 vs. Montana (12/8/20)		1 vs. Montana (12/8/20)
1 vs. N. Georgia (12/2/20)		1 vs. N. Georgia (12/2/20)
15 vs. Samford (12/12/20)	MINUTES	15 vs. Samford (12/12/20)
2 vs. Florida A&M (11/29/20)	FGs MADE	2 vs. Florida A&M (11/29/20)
4 vs. Florida A&M (11/29/20)	FG ATTEMPTS	4 vs. Florida A&M (11/29/20)
-	3FGs MADE	-
-	3FG ATTEMPTS	-
4 vs. N. Georgia (12/2/20)	FTs MADE	4 vs. N. Georgia (12/2/20)
4 vs. N. Georgia (12/2/20)	FT ATTEMPTS	4 vs. N. Georgia (12/2/20)

2020-21 HIGHLIGHTS:

- Started against Samford when Toumani Camara was held out of action with a lower body injury.
- Active against North Georgia, scoring six points and grabbing eight boards in 13 minutes of PT.

CAREER HIGHLIGHTS:

- PRIOR TO UGA**, coached by Brian Hoberecht at Kilgore during the 2018-19 and 2019-20 seasons.
- Ranked as the No. 11 junior college prospect in the nation by 247Sports.com, as well as the No. 21 prospect by jucorecruiting.com.
- Did not play during 2018-19 and retained his freshman year of eligibility.
- Started 27 of 29 games in 2019-20 and named honorable mention All-

GAME-BY-GAME LINESCORES

Opponent	FGs	3FGs	FTs	OR	DR	RB	PF	PT	A	TO	B	S	MP
FLORIDA A&M	2-4	0-0	1-2	1	0	1	1	5	0	1	0	0	13
N. GEORGIA	1-3	0-0	4-4	1	7	8	0	6	0	1	0	1	13
JACKSONVILLE	1-1	0-0	2-2	1	3	4	3	4	0	1	0	0	10
MONTANA	0-0	0-0	0-0	0	1	1	0	0	0	0	0	1	5
SAMFORD	* 1-1	0-0	0-0	1	3	4	0	2	0	0	0	1	15
CINCINNATI	1-2	0-0	0-0	0	1	1	2	2	1	0	0	0	7
NORTHEASTERN	1-2	0-0	0-0	0	1	1	0	2	0	1	1	0	11
MISSISSIPPI ST.	1-3	0-0	1-2	0	2	2	2	3	0	0	0	0	8
at LSU	0-0	0-0	0-0	0	0	0	2	0	0	0	0	0	3
at Arkansas													
AUBURN													
at Ole Miss													
KENTUCKY													
FLORIDA													
at S. Carolina													
OLE MISS													
at Auburn													
VANDERBILT													
at Texas A&M													
at Alabama													
MISSOURI													
at Florida													
LSU													
S. CAROLINA													
at Tennessee													

Region 14 after averaging 10.4 points and 5.7 boards for the Rangers, who finished 21-9.

- Notched 15 double-figure scoring outputs, with a pair of 20-point outputs.
- PRIOR TO KILGORE**, coached by Larry Skinner at Benjamin Davis High School in Houston.
- Named All-District 16, 6A as both a junior and a senior, earning first-team recognition as a senior and second-team status as a junior.

OVERALL CAREER STATISTICS

	GP-GS	MP-Avg.	FGs	Pct.	3FGs	Pct.	FTs	Pct.	O+R=Tot.-Avg.	PF-D	A	TO	BL	ST	Pts.-Avg.
2020-21	9-1	85-9.4	8-16	.500	0-0	.000	8-10	.800	4+18=22-2.4	10-0	1	4	1	3	24-2.7
TOTALS	9-1	85-9.4	8-16	.500	0-0	.000	8-10	.800	4+18=22-2.4	10-0	1	4	1	3	24-2.7

SEC CAREER STATISTICS

	GP-GS	MP-Avg.	FGs	Pct.	3FGs	Pct.	FTs	Pct.	O+R=Tot.-Avg.	PF-D	A	TO	BL	ST	Pts.-Avg.
2020-21	2-0	11-5.5	1-3	.333	0-0	.000	1-2	.500	0+2=2-1.0	4-0	0	0	0	0	3-1.5
TOTALS	2-0	11-5.5	1-3	.333	0-0	.000	1-2	.500	0+2=2-1.0	4-0	0	0	0	0	3-1.5

MISCELLANEOUS STATS

	SEA.	CAR.
DOUBLE-DIGIT POINTS:	0	0
DOUBLE-DIGIT REBOUNDS:	0	0
DOUBLE-DOUBLES:	0	0
20-POINT GAMES:	0	0

► 2020-21 GEORGIA ROSTER

NO.	NAME	HT.	WT.	POS.	CL.-EXP.	HOMETOWN / PREVIOUS SCHOOL
0	K.D. Johnson		6-1	190	Fr.-HS	Atlanta, Ga. / Hargrave (Va.) Military Academy
2	Sahvir Wheeler		5-10	180	So.-1L	Houston, Texas / Houston Christian High School
3	Christian Brown		6-6	215	So.-1L	Hopkins, S.C. / Oak Hill (Va.) Academy
4	Andrew Garcia		6-6	225	Gr.-Tr.	Bergenfield, N.J. / Tr.-Stony Brook
5	Justin Kier		6-5	190	Gr.-Tr.	Grottoes, Va. / Tr.-George Mason
10	Toumani Camara		6-8	220	So.-1L	Brussels, Belgium / Chaminade-Madonna (Fla.) Prep
11	Jaxon Etter		6-4	200	So.-1L	Woodstock, Ga. / Etowah High School
12	Josh Taylor		6-9	215	Fr.-HS	Atlanta, Ga. / Norcross High School
13	Jonathan Ned		6-9	215	Jr.-Tr.	Brentwood, Calif. / Tr.-Eastern Florida State College
14	Tye Fagan		6-3	195	Jr.-2L	Logtown, Ga. / Upson-Lee High School
23	Mikal Starks		6-0	185	Jr.-Tr.	Miami, Fla. / Tr.-Eastern Florida State College
24	P.J. Horne		6-6	230	Gr.-Tr.	Tifton, Ga. / Tr.-Virginia Tech
25	Tyron McMillan		6-9	220	So.-Tr.	New Orleans, La. / Tr.-Kilgore (Texas) College

Head Coach: Tom Crean (Central Michigan '89)

Assistant Coaches: Steve McClain (Chadron St. '84);

Chad Dollar (Milligan '96); John Linehan (Providence '02)

Director of Player Development: Brian Fish (Marshall '89)

Director of Basketball Operations: Jake Thelen (Bellarmine '15)

Strength & Conditioning: Sean Hayes (Springfield '96)

Athletic Trainer: Lance Schuemann (Florida '07)

Graduate Managers: James Cambronne (Saint Michael's '15);

Peter Fusilero (Kansas '19); Sean O'Brien (Southern Illinois '17);

Joe Rogers (Georgia '19)

PRO-NUN-SEE-Ā-SHUN GUY'D

 5 Justin **KIER** (ky-er)

 10 **TOUMANI** (Too-mah-knee) **CAMARA** (Cuh-mahr-uh)

 11 **JAXON** (Jack-son) **ETTER** (eh-tuhr)

 15 **SAHVIR** (SAH-veer) Wheeler

 23 **MIKAL** (Michael) Starks

 25 **TYRON** (Ty-ron) **McMILLAN** (mic-mill-uhn)

► 2020-21 GEORGIA SPOTTER'S CHART

Tom Crean
Head Coach
3rd Season

0 K.D. Johnson
6-1 / 190 / Fr.
Atlanta, Ga.

2 Sahvir Wheeler
5-10 / 180 / Soph.
Houston, Texas

3 Christian Brown
6-6 / 215 / Soph.
Hopkins, S.C.

4 Andrew Garcia
6-6 / 225 / Gr.
Bergenfield, N.J.

5 Justin Kier
6-5 / 190 / Gr.
Grottoes, Va.

10 Toumani Camara
6-8 / 220 / Soph.
Brussels, Belgium

11 Jaxon Etter
6-4 / 200 / Soph.
Woodstock, Ga.

12 Josh Taylor
6-9 / 215 / Jr.
Atlanta, Ga.

13 Jonathan Ned
6-9 / 215 / Jr.
Brentwood, Calif.

15 Tye Fagan
6-3 / 195 / Jr.
Logtown, Ga.

23 Mikal Starks
6-0 / 185 / Jr.
Miami, Fla.

24 P.J. Horne
6-6 / 230 / Gr.
Tifton, Ga.

25 Tyron McMillan
6-9 / 220 / Soph.
New Orleans, La.

Steve McClain
Assistant Coach
1st Season

Chad Dollar
Assistant Coach
2nd Season

John Linehan
Assistant Coach
2nd Season

Brian Fish
Player Development
2nd Season

Michael Curry
Player Development
2nd Season

Jake Thelen
Basketball Ops
3rd Season

Tim Dather
Basketball Strategy
1st Season

Sean Hayes
Strength & Cond.
10th Season

Lance Schuemann
Athletic Trainer
3rd Season

	NO. 0 K.D. JOHNSON 6-1 • 190 • FR. • ATLANTA, GA. • ENTERTAINMENT & MEDIA STUDIES <ul style="list-style-type: none"> Consensus top-100 recruit, ranked No. 73 nationally by ESPN.com The sixth top-100 recruit signed by UGA by Tom Crean...vs. 6 in previous 12 seasons prior to his arrival. Named Georgia's 5A Player of the Year in 2019 while at Southwest DeKalb HS Averaged 26.2 ppg, 7.4 apg, 4.7 rpg and 3.1 spg last season playing for Hargrave Military's post-grad team. 	MPG PPG RPG APG BPG SPG FG 3FG FT 2020-21 - CAREER - Career Highs: - points, - boards, - assists, - blocks, - steals
	NO. 2 SAHVIR WHEELER 5-10 • 180 • SOPH. • HOUSTON, TEXAS • FINANCE <ul style="list-style-type: none"> Tabbed co-MVP of the Big Baller Brand All-America game after notching 34 points and eight assists. Consensus top-100 prospect in class of 2019, with highest ranking of No. 79 by ESPN. Has as many double-digit assist games (3) as any SEC player had in all of last season. Ranked No. 6 nationally in assists per game and leads the SEC by 2.7 apg more than any other player. 	MPG PPG RPG APG BPG SPG FG 3FG FT 2020-21 33.6 13.7 3.8 7.7 0.0 1.4 .366 .229 .758 CAREER 28.7 10.1 2.8 5.2 0.0 1.0 .434 .282 .716 Career Highs: 24 points, 6 boards, 12 assists, - blocks, 3 steals
	NO. 3 CHRISTIAN BROWN 6-6 • 215 • SOPH. • HOPKINS, S.C. • BUSINESS <ul style="list-style-type: none"> Averaged 12.4 ppg, 4.4 rpg and 1.4 spg at Oak Hill in 2018-19, helping Warriors to 31-5 finish. Consensus top-100 recruit with ranking of No. 64 by ESPN and rivals.com Though small sample size, shot a team-best 38.9 percent from 3-point range in 2019-20. Posted his first double-digit scoring output (10 points) in SEC play against Mississippi State. 	MPG PPG RPG APG BPG SPG FG 3FG FT 2020-21 14.0 6.8 3.6 0.1 0.3 0.8 .488 .333 .708 CAREER 10.7 4.2 2.1 0.2 0.3 0.6 .487 .367 .643 Career Highs: 14 points, 8 boards, 1 assist, 2 blocks, 2 steals
	NO. 4 ANDREW GARCIA 6-6 • 225 • GR. • BERGENFIELD, N.J. • SPORT MANAGEMENT <ul style="list-style-type: none"> Represented the Dominican Republic at the 2015 Nike Global Challenge, averaging 19.33 ppg to earn a spot on the All-Tourney team along current NBA players T. Young, J. Vanderbilt, J. Okogie and M. Bridges. Played in 77 games over three seasons and scored 780 points, a 10.1 ppg average. Earned Atlantic East accolades in 2019-20 (second-team All-AEC) and 2018-19 (Sixth Man of the Year). 	MPG PPG RPG APG BPG SPG FG 3FG FT 2020-21 19.2 10.1 4.2 0.7 0.3 0.9 .596 .250 .757 CAREER 23.4 10.2 5.3 1.1 0.2 0.9 .464 .300 .739 Career Highs: 24 points, 12 boards, 5 assists, 2 blocks, 5 steals
	NO. 5 JUSTIN KIER 6-5 • 190 • FR. • GROTTOS, VA. • HOUSING MANAGEMENT & POLICY <ul style="list-style-type: none"> Three-time all-state performer at Spotswood HS, helping the Blazers to a 108-10 record over 4 seasons. Started 93 of 99 GP at George Mason from 2016-19 before missing all but nine games of the 2019-20 season with a right foot stress fracture. One of only 11 D-I players average more than 14.0 ppg, 6.0 rpg, 2.5 apg and 1.5 spg during 2018-19. 	MPG PPG RPG APG BPG SPG FG 3FG FT 2020-21 33.1 12.6 4.8 4.0 0.0 2.3 .474 .429 .688 CAREER 31.2 10.5 5.1 2.1 0.2 1.2 .458 .355 .767 Career Highs: 32 points, 14 boards, 9 assists, 2 blocks, 6 steals
	NO. 10 TOUMANI CAMARA 6-8 • 220 • SOPH. • BRUSSELS, BELGIUM • SPORT MANAGEMENT <ul style="list-style-type: none"> Helped Belgium reach the quarterfinals of the 2016 European U16 Championships. Ranked as one of the nation's top-100 recruits, including No. 97 by 247Sports.com composite. After posting 1 double-digit scoring output in the first 16 games of 2019-20...has recorded 15 double-figure performances in his next 25 outings...with a career-high 19 against N. Georgia, Jacksonville and Cincy. 	MPG PPG RPG APG BPG SPG FG 3FG FT 2020-21 28.8 14.3 8.9 1.9 1.1 1.9 .500 .174 .600 CAREER 24.9 8.1 5.2 0.9 0.7 0.9 .496 .173 .618 Career Highs: 19 points, 17 boards, 4 assists, 2 blocks, 3 steals
	NO. 11 JAXON ETTER 6-4 • 200 • SOPH. • WOODSTOCK, GA. • FINANCE <ul style="list-style-type: none"> Born and raised a Bulldog fan who says playing for UGA "was something I never fathomed growing up." Scored 1,505 points and named All-State as both a junior and a senior at Etowah. Named MVP of the 2019 Georgia Athletic Coaches Association (GACA) North-South game with 23 points. Gave UGA its first lead - and the lead for good - with a layup at the 1:17 mark of the Samford game. 	MPG PPG RPG APG BPG SPG FG 3FG FT 2020-21 4.0 0.9 0.4 0.0 0.0 0.0 .667 .000 1.000 CAREER 3.0 0.4 0.3 0.0 0.0 0.1 .500 .000 .000 Career Highs: 2 points, 2 boards, - assists, - blocks, 1 steal
	NO. 12 JOSH TAYLOR 6-9 • 215 • FR. • ATLANTA, GA. • BUSINESS <ul style="list-style-type: none"> A consensus three-star recruit ranked as high as the nation's No. 128 prospect by 247Sports.com. Helped Greensboro Day School compile a 30-5 record en route to winning the 2019 N.C. Independent School Athletic Association (NCISSA) Class 4A State Tournament. At Norcross HS in 2019, one of 3 Gwinnett County players to average a double-double (11.7 ppg, 10.7 rpg). 	MPG PPG RPG APG BPG SPG FG 3FG FT 2020-21 3.4 0.4 2.2 0.0 0.2 0.2 .250 .000 .000 CAREER 3.4 0.4 2.2 0.0 0.2 0.2 .250 .000 .000 Career Highs: 2 points, 5 boards, - assists, 1 block, 1 steal
	NO. 13 JONATHAN NED 6-9 • 215 • JR. • BRENTWOOD, CALIF. • MANAGEMENT <ul style="list-style-type: none"> Named MVP of the Bay Valley Athletic League (BVAL) and tabbed first-team All-Bay Area in 2017 and 2018. Rated as the No. 15 junior college recruit in the nation by 247Sports.com. Started 28 of 63 games played at Eastern Florida State and scored 612 points, an average of 9.7 ppg. Earned second-team All-Mid-Florida Conference honors as a sophomore in 2019-20. 	MPG PPG RPG APG BPG SPG FG 3FG FT 2020-21 8.1 2.1 1.9 0.3 0.3 0.3 .412 .300 .000 CAREER 8.1 2.1 1.9 0.3 0.3 0.3 .412 .300 .000 Career Highs: 7 points, 4 boards, 1 assist, 1 block, 2 steals
	NO. 14 TYE FAGAN 6-3 • 195 • JR. • LOGTOWN, GA. • PSYCHOLOGY <ul style="list-style-type: none"> 2017 and 2018 Georgia 4A Player of the Year after leading Upson-Lee to undefeated state title campaigns. Went exactly 1,000 days between last loss in high school (2/17/16) and first loss at UGA (11/13/18). Named SEC Player of the Week after first career double-double (21 pts., 10 rebs.) vs. FAMU. In 8 double-figure games outings at UGA, has connected on 69.1 pct. (47-of-68) of his FGs. 	MPG PPG RPG APG BPG SPG FG 3FG FT 2020-21 25.2 10.6 5.9 1.2 0.2 0.3 .547 .250 .556 CAREER 13.2 4.2 2.2 0.7 0.2 0.3 .542 .279 .673 Career Highs: 21 points, 10 boards, 4 assists, 2 blocks, 2 steals
	NO. 23 MIKAL STARKS 6-0 • 185 • JR. • MIAMI, FLA. • BUSINESS <ul style="list-style-type: none"> Led Palmetto HS to first-ever Greater Miami Athletic Conference (GMAC) title as a senior in 2018. Ranked as the No. 9 junior college recruit in the Class of 2020 by 247Sports.com. Helped Eastern Florida compile a 50-19 record over two seasons and reach 2018 NJCAA "Elite Eight." Has missed last three games after suffering thigh bruise during Samford contest. 	MPG PPG RPG APG BPG SPG FG 3FG FT 2020-21 8.3 0.3 0.8 1.0 0.0 0.5 .167 .000 .000 CAREER 8.3 0.3 0.8 1.0 0.0 0.5 .167 .000 .000 Career Highs: 2 points, 2 boards, 2 assists, - blocks, 2 steals
	NO. 24 P.J. HORNE 6-6 • 230 • GR. • TIFTON, GA. • NONPROFIT MANAGEMENT & LEADERSHIP <ul style="list-style-type: none"> As a four-year starter, helped Tift County HS compile a combined 110-10 record over four seasons, highlighted by a pair of state titles in as a freshman (Class 6A in 2014) and a senior (Class 7A in 2017). Helped Virginia Tech earn NCAA bids in 2018 and 2019, including reaching the "Sweet 16" as a sophomore. Started 30 of 32 GP last season at VT and made 44 3-pointers...after making just 1 as in 2018-19. 	MPG PPG RPG APG BPG SPG FG 3FG FT 2020-21 26.9 10.6 4.2 0.4 0.4 1.0 .472 .353 .750 CAREER 18.8 5.7 3.1 0.3 0.4 0.4 .499 .340 .674 Career Highs: 21 points, 7 boards, 3 assists, 2 blocks, 5 steals
	NO. 25 TYRON MCMILLAN 6-9 • 220 • SOPH. • NEW ORLEANS, LA. • SOCIOLOGY <ul style="list-style-type: none"> Named All-District 16, 6A as both a junior and a senior, at Benjamin Davis HS in Houston, Texas. Ranked as the No. 11 and No. 21 JUCO prospect by 247Sports.com and by jucorecruiting.com, respectively. Started 27 of 29 GP at Kilgore in 2019-20, averaging 10.4 ppg and 5.7 rpg, with 15 scoring outings. Earned honorable mention All-Region 14 honors after helping the Rangers to a 21-9 record. 	MPG PPG RPG APG BPG SPG FG 3FG FT 2020-21 9.4 2.7 2.4 0.1 0.1 0.3 .500 .000 .800 CAREER 9.4 2.7 2.4 0.1 0.1 0.3 .500 .000 .800 Career Highs: 6 points, 8 boards, 1 assist, 1 block, 1 steal

SEASON HIGHS
CAREER HIGHS

POINTS	BOARDS	ASSISTS	BLOCKS	STEALS	MINUTES		POINTS	BOARDS	ASSISTS	BLOCKS	STEALS	MINUTES
—	—	—	—	—	—	 JOHNSON	—	—	—	—	—	—
21 Two times, last LSU (1/6/21)	6 Montana (12/8/20)	12 Florida A&M (11/29/20)	—	3 Two times, last Cincy (12/19/20)	41 LSU (1/6/21)	 WHEELER	24 Alabama (2/5/20)	6 Montana (12/8/20)	12 Florida A&M (11/29/20)	—	3 Three times, last Cincy (12/19/20)	42 Alabama (2/5/20)
14 Jacksonville (12/4/20)	7 Two times, last Samford (12/12/20)	1 N. Georgia (12/2/20)	2 LSU (1/6/21)	2 Northeastern (12/22/20)	17 Two times, last N' eastern (12/22/20)	 BROWN	14 Jacksonville (12/4/20)	8 N.C. Central (12/4/19)	1 Sixtimes, last UNG (12/2/10)	2 LSU (1/6/21)	2 Five times, last N' eastern (12/22/20)	19 Auburn (1/11/20)
22 Florida A&M (11/29/20)	9 Miss. St. (12/30/20)	2 Miss. St. (12/30/20)	2 Montana (12/8/20)	3 Samford (12/12/20)	25 LSU (1/6/21)	 GARCIA	24 Two times, last Binghamton (2/12/20)	12 Hofstra (12/10/19)	5 UMBC (3/3/20)	2 Three times, last Montana (12/8/20)	5 UMass-Lowell (2/5/20)	40 Hartford (3/10/20)
25 LSU (1/6/21)	7 Northeastern (12/22/20)	7 Jacksonville (12/4/20)	—	5 Northeastern (12/22/20)	41 LSU (1/6/21)	 KIER	32 Vermont (12/3/18)	14 Two times, last St. Bona (1/6/19)	9 G. Washington (3/9/19)	2 Two times, last Richmond (2/6/19)	6 James Madison (12/7/18)	45 Duquesne (1/20/18)
19 Three times, last Cincy (12/19/20)	17 Montana (12/8/20)	4 Two times, last LSU (1/6/21)	2 Northeastern (12/22/20)	3 Three times, last LSU (1/6/21)	34 Montana (12/8/20)	 CAMARA	19 Three times, last Cincy (12/19/20)	17 Montana (12/8/20)	4 Two times, last LSU (1/6/21)	2 Three times, last N' eastern (12/22/20)	3 Five times, last LSU (1/6/21)	34 Two times, last Montana (12/8/20)
2 Three times, last Cincy (12/19/20)	2 Cincinnati (12/19/20)	—	—	—	6 Two times, last Cincy (12/19/20)	 ETTER	2 Three times, last Cincy (12/19/20)	2 Cincinnati (12/19/20)	—	—	1 Dayton (11/25/19)	6 Two times, last Cincy (12/19/20)
2 N. Georgia (12/2/20)	5 Two times, last JAX (12/4/20)	—	1 Cincinnati (12/19/20)	1 N. Georgia (12/2/20)	6 Jacksonville (12/4/20)	 TAYLOR	2 N. Georgia (12/2/20)	5 Two times, last JAX (12/4/20)	—	1 Cincinnati (12/19/20)	1 N. Georgia (12/2/20)	6 Jacksonville (12/4/20)
7 N. Georgia (12/2/20)	4 Two times, last Montana (12/8/20)	1 Two times, last N' eastern (12/22/20)	1 Two times, last Miss. St. (12/30/20)	2 Jacksonville (12/4/20)	20 N. Georgia (12/2/20)	 NED	7 N. Georgia (12/2/20)	4 Two times, last Montana (12/8/20)	1 Two times, last N' eastern (12/22/20)	1 Two times, last Miss. St. (12/30/20)	2 Jacksonville (12/4/20)	20 N. Georgia (12/2/20)
21 Florida A&M (11/29/20)	10 Florida A&M (11/29/20)	3 Samford (12/12/20)	1 Two times, last Samford (12/12/20)	1 Three times, last Cincy (12/19/20)	31 Samford (12/12/20)	 FAGAN	21 Florida A&M (11/29/20)	10 Florida A&M (11/29/20)	4 Three times, last WCU (11/5/19)	2 W. Carolina (11/5/19)	2 Two times, last Auburn (11/11/20)	36 Illinois State (11/19/18)
2 N. Georgia (12/2/20)	2 N. Georgia (12/2/20)	2 Two times, last JAX (12/4/20)	—	2 Jacksonville (12/4/20)	15 Florida A&M (11/29/20)	 STARKS	2 N. Georgia (12/2/20)	2 N. Georgia (12/2/20)	2 Two times, last JAX (12/4/20)	—	2 Jacksonville (12/4/20)	15 Florida A&M (11/29/20)
21 Miss. St. (12/30/20)	7 Two times, last LSU (1/6/21)	2 Montana (12/8/20)	2 Samford (12/12/20)	4 Northeastern (12/22/20)	40 LSU (1/6/21)	 HORNE	21 Miss. St. (12/30/20)	7 Six times, last LSU (1/6/21)	3 St. Francis (Pa.) (11/24/18)	2 Eight times, last Samford (12/12/20)	5 Clemson (3/4/20)	43 N. Carolina (1/22/20)
6 N. Georgia (12/2/20)	8 N. Georgia (12/2/20)	1 Cincinnati (12/19/20)	1 Northeastern (12/22/20)	1 Three times, last Samford (12/12/20)	14 Samford (12/12/20)	 McMILLAN	6 N. Georgia (12/2/20)	8 N. Georgia (12/2/20)	1 Cincinnati (12/19/20)	1 Northeastern (12/22/20)	1 Three times, last Samford (12/12/20)	14 Samford (12/12/20)