

# FLORIDA™

## MEN'S BASKETBALL



### Florida (10-5/6-4 SEC) vs. #24/RV Arkansas (16-5/8-4 SEC)

Bud Walton Arena | Fayetteville, Ark.

Game 16 | Feb. 16, 2021 | 7 p.m. EST



#### HEAD COACHES

##### Mike White

118-70 | 6th season at UF  
219-110 | 10th season overall

##### Eric Musselman

36-17 | 2nd season at Arkansas  
146-51 | 6th season overall

#### MATCHUP BASICS

All-Time Series: 26-12  
All-Time/Away: 7-8  
Series Under White: 8-1  
Away/White: 2-0  
Last Meeting:  
W, 73-59, 2/18/20 (Home)

#### BROADCAST INFO

ESPN2 | ESPN App  
Play-by-Play: Karl Ravech  
Analyst: Jimmy Dykes

##### Gators Sports Network

Play-by-Play: Mick Hubert  
Analyst: Lee Humphrey

#### FLORIDA PROJECTED STARTERS

#	Name	Pos.	Ht.	Wt.	Cl.	Min.	Pts.	Reb.	Misc.
5	Omar Payne	F	6-10	230	So.	16.7	4.5	4.1	1.5 blk
12	Colin Castleton	F	6-11	231	Jr.	24.2	13.2	5.6	2.6 blk
1	Tre Mann	G	6-5	190	So.	30.9	14.5	5.3	3.8 ast
10	Noah Locke	G	6-3	203	Jr.	29.5	11.5	2.6	2.5 3fg
22	Tyree Appleby	G	6-1	170	Jr.	27.6	10.3	3.1	1.8 stl

#### OPPONENT PROJECTED STARTERS

#	Name	Pos.	Ht.	Wt.	Cl.	Min.	Pts.	Reb.	Misc.
0	Justin Smith	F	6-7	230	Gr.	28.4	11.6	6.5	1.6 ast
23	Connor Vanover	F	7-3	247	RSO.	18.5	7.9	5.6	2.0 blk
4	Davonte Davis	G	6-3	180	Fr.	19.1	6.6	3.5	1.6 ast
5	Moses Moody	G	6-6	205	Fr.	32.2	16.3	5.7	1.8 3fg
11	Jalen Tate	G	6-6	175	Gr.	29.4	11.0	3.7	4.4 ast

#### 2020-21 AT A GLANCE

- Florida travels to Arkansas after a 13-day gap between games, picking back up after winning four of its last five. The Gators have enjoyed success against the Razorbacks under Mike White, posting an 8-1 record vs. Arkansas under his guidance.
- UF has won its last two road games, going back to the Jan. 23 win at Georgia and Jan. 30 SEC/Big 12 Challenge win at #11 West Virginia.
- UF earned the SEC's best win of the SEC/Big 12 Challenge, knocking off 11th-ranked West Virginia, 85-80, in Morgantown behind 21 points and five blocked shots from Colin Castleton and Noah Locke's 19 points and 4-for-7 shooting from 3-point range. Castleton earned SEC Player of the Week honors for his effort.
- The Gators' offense clicked at Georgia, led by Tre Mann's 24 points. Florida won for the fifth time in six trips to Athens under Mike White, and UF's 92 points were the team's most at Georgia in regulation since 1994 (100).
- Florida's 75-49 rout of #6 Tennessee was UF's fifth top-10 win under White, the third by 20+ points. The Gators combined a tenacious defensive effort with a balanced offensive attack to overcome the absence of usual starters Lewis and Castleton.
- The Gators are the nation's top team in blocked shots per game (6.3). UF also leads the SEC in field goal percentage (.474; 38th NCAA) and 3-point field goal percentage (.375; 41st NCAA) and ranks #3 in and free throw percentage (.738).
- Castleton ranks #1 in the SEC in field goal percentage (.608; 15th NCAA) and #2 in blocked shots (2.6; 14th NCAA), and Tyree Appleby is tied for second in steals (1.8).
- In Florida's comeback win vs. Ole Miss, the Gators held Ole Miss without a field goal for the final 6:28 as part of a 20-2 finish. Castleton finished with 21 points, 10 rebounds and eight blocked shots, the first SEC player to achieve a 20/10/8 stat line in conference action since Ole Miss' Ansu Sesay vs. Mississippi St. in 1997.
- Castleton had a breakout week in the start of SEC play and earned co-SEC Player of the Week honors, scoring 23 against Vanderbilt and 21 vs. LSU. Castleton's offense was efficient in Nashville, going 11-for-13 from the field with five dunks. After early foul trouble limited Castleton to two points in two minutes during the first half vs. LSU, he scored the Gators' first 15 points of the second half over a six-minute span and totaled 19 of his 21 points after the break.
- Florida opened its SEC schedule with a 91-72 win at Vanderbilt, improving to 5-1 in SEC openers under White. The Gators' .618 field goal percentage was the team's best in a road SEC game since a .642 performance at South Carolina in 2007.
- UF's 83-79 win vs. LSU marked the fifth time in six meetings between the teams that the outcome was decided by five points or fewer.
- Florida opened the season with a win vs. Army, knocking off some rust en route to a 76-69 win while overcoming a 12-point deficit in the second half. Tre Mann had 19 points and five steals, the first Gator with a 19-point, five-steal game since Michael Frazier (2/3/15 at Vanderbilt).

#### NOVEMBER

25	vs. UMass Lowell	Canceled
27	vs. #4 Virginia	Canceled

#### DECEMBER

2	at Oklahoma	Canceled
2	vs. Army	ESPN2 W 76-69
3	vs. Boston College	ESPN W 90-70
6	Stetson	SEC Net. W 86-40
12	at #20/21 Florida St.	ESPNU L 71-83
16	North Florida	Postponed
19	Florida Atlantic	Postponed
20	Florida A&M	Postponed
22	James Madison	Postponed
29	at Vanderbilt	ESPN2 W 91-72

#### JANUARY

2	LSU	CBS W 83-79
5	at Alabama	ESPN2 L 71-86
9	Kentucky	ESPN L 56-72
12	Ole Miss	SEC Net. W 72-63
16	at Mississippi State	ESPN2 L 69-72
19	#6 Tennessee	ESPN W 75-49
23	at Georgia	ESPN2 W 92-84
27	Vanderbilt	SEC Net. W 78-71
30	at #11 West Virginia	ESPN W 85-80

#### FEBRUARY

3	South Carolina	SEC Net. L 66-72
6	at LSU	Postponed
10	at Tennessee	Postponed
13	Texas A&M	Postponed
16	at #24/RV Arkansas	ESPN2 7 p.m.
20	Georgia	SEC Net. 3:30 p.m.
23	at Auburn	ESPN/2/U 9 p.m.
27	at Kentucky	CBS 4 p.m.

#### MARCH

3	Missouri	SEC Net. 6:30 p.m.
10-14 SEC Tournament (Nashville)		

#### NUMBERS OF NOTE

## 6.3

Florida rates as the nation's top shot-blocking team at 6.3 per game. The Gators are on pace for a program record in that category (5.3, 2005-06), having only once previously averaged more than five blocks per game.

## 200

Noah Locke is three 3-pointers away from becoming the eighth Gator to make 200 in his career. Sitting at 197, Locke is one behind Kenyan Weakles for #9 on Florida's all-time list.

## 8

Florida's eight wins vs. Arkansas under Mike White tie for the most vs. any single opponent during his tenure (Georgia).

Contact: Denver Parler | denverp@gators.ufl.edu  
Office: 352-692-6195 | Cell: 352-318-3493



## #0 QUES GLOVER

Guard  
Sophomore  
Knoxville, Tenn.  
5-11 | 182

Had 10 points in the win vs. #6 Tennessee...Speedy point guard with great bounce and outstanding range...Had four double-figure scoring games during his freshman season, averaging 4.4 per game while appearing in all 31 contests.

Year	GP	GS	Min	Avg	FG	FGA	Pct	3FG	3A	Pct	FT	FTA	Pct	OR	DR	Tot	Avg	PF	FO	Ast	TO	Blk	Stl	Pts	Avg
2020-21	14	0	122	8.7	13	34	.382	3	8	.375	7	8	.875	2	8	10	0.7	13	0	9	11	0	6	36	2.6
TOTAL	45	0	505	11.2	67	159	.421	14	53	.264	24	40	.600	8	32	40	0.9	43	0	28	51	2	11	172	3.8




## #1 TRE MANN

Guard  
Sophomore  
Gainesville, Fla.  
6-5 | 190

Combo guard with a smooth offensive game who leads the Gators in scoring and assists...Scored a career-high 24 in the road win at Georgia...Has put up 19 points twice this season (LSU, Army) and paired that with five steals in the season opener vs. Army.

Year	GP	GS	Min	Avg	FG	FGA	Pct	3FG	3A	Pct	FT	FTA	Pct	OR	DR	Tot	Avg	PF	FO	Ast	TO	Blk	Stl	Pts	Avg
2020-21	15	15	464	30.9	74	180	.411	27	66	.409	42	52	.808	9	70	79	5.3	41	0	57	42	2	23	217	14.5
TOTAL	44	19	980	22.3	131	340	.385	49	146	.336	61	81	.753	17	117	134	3.0	94	0	77	74	4	40	372	8.5



## #2 SAMSON RUZHENTSEV

Forward  
Freshman  
Moscow, Russia  
6-7 | 192

Sharp-shooting wing with great length and bouncy athleticism...Scored eight points in five minutes vs. Kentucky, including a pair of 3-pointers...Represented Russia in the FIBA U18 Euro Championships...Averaged 19.3 points at Hamilton Heights during his senior season.

Year	GP	GS	Min	Avg	FG	FGA	Pct	3FG	3A	Pct	FT	FTA	Pct	OR	DR	Tot	Avg	PF	FO	Ast	TO	Blk	Stl	Pts	Avg
2020-21	11	0	87	7.9	10	24	.417	7	19	.368	4	5	.800	4	5	9	0.8	5	0	1	4	1	1	31	2.8



## #4 ANTHONY DURUJI

Forward  
Junior  
Germantown, Md.  
6-7 | 220

Made his first start at UF in the Gators' win at Vandy, tallying 11 points and three blocks, then followed that with a 16-point outing vs. LSU...Four-man who can play above the rim or step out to the perimeter...Averaged 9.7 points and 5.1 rebounds over two seasons at Louisiana Tech.

Year	GP	GS	Min	Avg	FG	FGA	Pct	3FG	3A	Pct	FT	FTA	Pct	OR	DR	Tot	Avg	PF	FO	Ast	TO	Blk	Stl	Pts	Avg
2020-21	15	8	299	19.9	35	84	.417	9	32	.281	8	14	.571	23	33	56	3.7	37	1	9	17	7	8	87	5.8
All*	80	60	1970	24.6	261	574	.455	78	224	.348	119	186	.640	107	283	390	4.9	197	4	66	110	62	51	719	9.0



## #5 OMAR PAYNE

Forward  
Sophomore  
Kissimmee, Fla.  
6-10 | 230

Made his first start of the season in the win vs. #6 Tennessee, notching nine points, nine rebounds and five blocked shots...Followed that with 10 points and nine boards at Georgia...A 7-foot-5.5 wingspan makes him a constant shot-blocking threat.

Year	GP	GS	Min	Avg	FG	FGA	Pct	3FG	3A	Pct	FT	FTA	Pct	OR	DR	Tot	Avg	PF	FO	Ast	TO	Blk	Stl	Pts	Avg
2020-21	15	5	253	16.9	30	40	.750	0	0	.000	7	16	.438	24	32	56	3.7	41	0	5	12	23	4	67	4.5
TOTAL	45	12	706	15.7	81	123	.659	0	0	.000	20	51	.392	78	85	163	3.6	107	1	12	30	57	12	182	4.0



## #10 NOAH LOCKE

Guard  
Junior  
Baltimore, Md.  
6-3 | 203

Top-10 in UF history in career 3-pointers made...Scored 19 and shot 4-for-7 from 3-point range in the win at #11 West Virginia...Had his 10th career game with five-plus 3-pointers, shooting 5-for-6 beyond the arc vs. Stetson, including four makes in a five-minute span.

Year	GP	GS	Min	Avg	FG	FGA	Pct	3FG	3A	Pct	FT	FTA	Pct	OR	DR	Tot	Avg	PF	FO	Ast	TO	Blk	Stl	Pts	Avg
2020-21	15	14	443	29.5	59	140	.421	37	88	.420	18	24	.750	8	31	39	2.6	26	0	13	16	4	12	173	11.5
TOTAL	82	69	2278	27.8	287	709	.405	197	485	.406	69	92	.750	37	162	199	2.4	104	0	56	52	5	48	840	10.2




## #11 KEYONTAE JOHNSON

Forward  
Junior  
Norfolk, Va.  
6-5 | 229

2020-21 preseason SEC Player of the Year and first-team All-SEC, but will not play again this season...Has 13 career double-doubles, including four 20/10 games...Had 24 points and 12 rebounds vs. BC...Led Florida with 14.0 points per game and 38 steals in 2019-20.

Year	GP	GS	Min	Avg	FG	FGA	Pct	3FG	3A	Pct	FT	FTA	Pct	OR	DR	Tot	Avg	PF	FO	Ast	TO	Blk	Stl	Pts	Avg
2020-21	4	4	81	20.3	25	39	.641	3	7	.429	11	14	.786	2	16	18	4.5	6	0	5	11	0	4	64	16.0
TOTAL	71	55	1906	26.8	302	580	.521	56	149	.376	129	179	.721	124	344	468	6.6	178	2	99	112	22	80	789	11.1



## #12 COLIN CASTLETON

Forward  
Junior  
Deland, Fla.  
6-5 | 185

Two-time SEC Player of the Week...Broke out with 23 points at Vandy, including 17 second-half points...Scored 15 straight Florida points to start the second half vs. LSU...Four games with 5+ blocked shots, including eight vs. Ole Miss...Had 21 points and five blocks in the win at #11 WVU.

Year	GP	GS	Min	Avg	FG	FGA	Pct	3FG	3A	Pct	FT	FTA	Pct	OR	DR	Tot	Avg	PF	FO	Ast	TO	Blk	Stl	Pts	Avg
2020-21	14	13	337	24.1	73	120	.608	0	0	.000	39	55	.709	36	43	79	5.6	36	0	14	22	37	5	185	13.2
All*	58	13	599	10.3	109	192	.568	0	7	.000	66	93	.710	62	98	160	2.8	69	0	23	40	54	9	284	4.9



## #15 OSAYI OSIFO

Forward  
Junior  
Bedworth Park,  
South Africa  
6-7 | 225

Extremely high motor, great defender, one of the hardest-playing guys in the country...Averaged 10.6 points and 7.5 rebounds last season at Eastern Florida State College...Has only been playing basketball since he was 15, previously playing rugby and track back home in South Africa.

Year	GP	GS	Min	Avg	FG	FGA	Pct	3FG	3A	Pct	FT	FTA	Pct	OR	DR	Tot	Avg	PF	FO	Ast	TO	Blk	Stl	Pts	Avg
2020-21	11	0	93	8.5	10	16	.625	0	0	.000	4	7	.571	14	16	30	2.7	21	1	3	8	1	2	24	2.2



## #22 TYREE APPLEBY

Guard  
Junior  
Jacksonville, Ark.  
6-1 | 170

Speedy, high-energy player and leader...Had 13 points and seven assists in the win vs. #6 Tennessee...Scored 15 vs. Army, all in the second half, helping UF rally...Posted his first 20-point game at UF (15th career) at Miss. State...Averaged 14.3 points over two seasons at Cleveland State.

Year	GP	GS	Min	Avg	FG	FGA	Pct	3FG	3A	Pct	FT	FTA	Pct	OR	DR	Tot	Avg	PF	FO	Ast	TO	Blk	Stl	Pts	Avg
2020-21	15	8	415	27.7	47	107	.439	15	41	.366	45	56	.804	3	43	46	3.1	34	0	52	40	3	27	154	10.3
All*	78	62	2174	27.9	323	749	.431	125	342	.365	282	372	.758	30	206	236	3.0	150	1	349	255	20	113	1053	13.5



## #23 SCOTTIE LEWIS

Guard  
Sophomore  
Hazlet, N.J.  
6-5 | 189

Coaches second-team preseason All-SEC...A tenacious defender with an outstanding motor and competitive attitude...Stuffed the box score with 16 points, five rebounds, four assists and two blocks at Vandy...Averaged 8.5 points and 3.6 rebounds as a freshman in 2019-20.

Year	GP	GS	Min	Avg	FG	FGA	Pct	3FG	3A	Pct	FT	FTA	Pct	OR	DR	Tot	Avg	PF	FO	Ast	TO	Blk	Stl	Pts	Avg
2020-21	11	8	307	27.9	34	72	.472	8	21	.381	30	41	.732	10	33	43	3.9	26	0	23	18	15	18	106	9.6
TOTAL	41	30	1179	28.8	117	260	.450	30	82	.366	97	123	.789	40	111	151	3.7	93	0	46	52	51	54	361	8.8



## #33 JASON JITOBOH

Center  
Sophomore  
Abuja, Nigeria  
6-11 | 285

A rim protector with fantastic size and a good feel for the game...Has a soft touch around the basket and is a solid passer in the post...Averaged 1.8 points in 21 appearances as a freshman.

Year	GP	GS	Min	Avg	FG	FGA	Pct	3FG	3A	Pct	FT	FTA	Pct	OR	DR	Tot	Avg	PF	FO	Ast	TO	Blk	Stl	Pts	Avg
2020-21	7	0	31	4.4	2	5	.400	0	0	.000	0	0	.000	1	5	6	0.9	5	0	0	1	1	1	4	0.6
TOTAL	28	0	164	5.9	17	34	.500	0	0	.000	8	17	.471	14	20	34	1.2	27	0	0	6	8	1	42	1.5



## #44 NIELS LANE

Guard  
Freshman  
Freehold, N.J.  
6-5 | 206

A slashing wing, Lane also defends and rebounds his position well...Scored his first collegiate points on a put-back vs. Boston College...A career 1,000-point scorer and 2019 state champion at Roselle Catholic.

Year	GP	GS	Min	Avg	FG	FGA	Pct	3FG	3A	Pct	FT	FTA	Pct	OR	DR	Tot	Avg	PF	FO	Ast	TO	Blk	Stl	Pts	Avg
2020-21	10	0	59	5.9	5	17	.294	0	7	.000	5	6	.833	2	7	9	0.9	5	0	3	0	1	2	15	1.5

	ARK	UF	Points from	ARK	UF	Period by Period Scoring				
Biggest lead	1 (1 <sup>st</sup> 17:41)	19 (1 <sup>st</sup> 7:30)	Turnovers	12	18	ARK	1st	2nd	TOT	
Best Scoring Run	10(2 <sup>nd</sup> 19:51)	10(1 <sup>st</sup> 13:03)	Paint	32	26		26	33	59	
Lead Changes	2		Second Chance	11	11		UF	33	40	73
Times Tied	1		Fast Breaks	14	8					
Time with Lead	00:27	38:16	Bench	5	12					

STARTING LINEUPS

	1	2	3	4	5
vs. Army	Mann	Locke	Lewis	Johnson	Castleton
vs. Boston College	Mann	Locke	Lewis	Johnson	Castleton
Stetson	Mann	Locke	Lewis	Johnson	Castleton
at Florida State	Mann	Locke	Lewis	Johnson	Castleton
at Vanderbilt	Mann	Locke	Lewis	Duruji	Castleton
LSU	Mann	Locke	Lewis	Duruji	Castleton
at Alabama	Mann	Locke	Lewis	Duruji	Castleton
Kentucky	Appleby	Mann	Lewis	Duruji	Castleton
Ole Miss	Appleby	Mann	Locke	Duruji	Castleton
at Mississippi State	Appleby	Mann	Locke	Duruji	Castleton
Tennessee	Appleby	Mann	Locke	Duruji	Payne
at Georgia	Appleby	Mann	Locke	Duruji	Payne
Vanderbilt	Appleby	Mann	Locke	Castleton	Payne
at West Virginia	Appleby	Mann	Locke	Castleton	Payne
South Carolina	Appleby	Mann	Locke	Castleton	Payne
at Arkansas					
Georgia					
at Auburn					
at Kentucky					
Missouri					

STAT LEADERS

Points	Rebounds	Assists	Steals	Blocks
19-Mann	8-Castleton	4-Mann	5-Mann	1-Four tied
24-Johnson	12-Johnson	6-Mann	2-Appleby/Lewis	2-Castleton/Lewis
19-Johnson	10-Lewis	6-Lewis	4-Appleby	3-Payne
19-Lewis	8-Mann	7-Mann	2-Castleton/Lewis	3-Lewis/Payne
23-Castleton	10-Mann	4-Lewis/Mann	2-Three tied	3-Duruji
21-Castleton	7-Duruji	5-Appleby	2-Lewis/Locke	1-Castleton/Payne
18-Appleby	8-Castleton	6-Mann	3-Mann	2-Lewis
15-Duruji	6-Mann/Payne	3-Mann	1-Four tied	2-Lewis
21-Castleton	10-Castleton	3-Castleton/Mann	3-Mann	8-Castleton
20-Appleby	7-Castleton	6-Mann	3-Mann	6-Castleton
14-Locke	9-Payne	7-Appleby	3-Appleby/Glover	5-Payne
24-Mann	9-Payne	4-Mann	4-Appleby	2-Payne
15-Mann	5-Locke	6-Appleby	4-Lewis	1-Five tied
21-Castleton	7-Castleton	7-Appleby	3-Appleby	5-Castleton
17-Mann	8-Mann	4-Appleby	3-Appleby/Mann	7-Castleton

MISC. SCORING

UF/Opp.	Paint	Off T/O	2nd Ch.	Fastbreak	Bench	Notables
vs. Army	30/26	24/7	10/8	14/14	17/19	Appleby scored 15, all in the 2nd half...UF trailed by 12 in the 1st half, but forced 20 turnovers with 12 steals.
vs. Boston College	50/26	12/13	9/4	12/12	20/26	UF led by as many as 31...Johnson shot 10/13 from the field, 2/3 from 3 in his 4th career 20/10 game.
Stetson	34/12	24/12	8/2	10/8	25/13	Florida allowed only 3 1st-half FG...40 points allowed are 2nd-fewest under White (39 vs. UVA, '17 NCAA).
at Florida State	26/30	14/17	12/8	17/12	15/24	The Gators jumped to an 11-3 lead when Johnson's medical emergency at the first TV timeout paused action.
at Vanderbilt	46/30	20/8	6/8	26/6	22/13	Castleton scored 17 in the 2nd half...Duruji made his first start at UF and scored the Gators' first 5 points.
LSU	34/30	13/15	18/14	7/8	4/4	Castleton scored UF's first 15 points of the 2nd half...5th time in 6 series meetings the margin was 5 or fewer.
at Alabama	28/46	16/19	18/16	7/11	26/36	From a tie at 39 early in the 2nd half, Alabama went on a 20-4 run...Appleby scored 16 of his 18 after half.
Kentucky	22/34	14/25	9/6	5/10	18/31	UF shot 9/20 from 3-point range but just 12/36 inside the arc...UK shot .558 from the field vs. UF's .375.
Ole Miss	26/22	11/6	14/8	3/6	11/28	UF rallied from 9 down with 6:28 to play, finishing on a 20-2 run including the final 14 points of the game.
at Mississippi State	30/52	11/10	4/18	11/11	7/7	MSU posted a 47-26 rebounding advantage, including 15 offensive rebounds...Tolu Smith had 27 & 14.
Tennessee	42/22	27/13	13/5	14/4	22/9	Playing without 3 opening-day starters, UF had an 11-point lead at half and 2nd half runs of 13-0 and 20-5.
at Georgia	52/50	19/20	22/11	11/19	22/39	UF made a 16-3 run out of halftime...Florida's most points (92) in regulation at UGA since 1994 (100).
Vanderbilt	28/30	23/16	2/14	15/9	26/10	Florida hit 10 3-pointers...Lewis scored all 10 of his points in the 1st half, Castleton all 13 in the 2nd half.
at West Virginia	32/22	13/9	8/21	26/5	20/31	UF shot .552 & WVU .333 in the 2nd half...Castleton scored 15 in the 2nd half, helping UF rally from 7 down.
South Carolina	30/50	17/16	8/20	15/14	7/21	SC jumped to a 10-point lead, but UF went up by 8 in the 2nd half...SC finished on a 13-1 run over the last 6:30.
at Arkansas						
Georgia						
at Auburn						
at Kentucky						
Missouri						
Total	498/455	279/233	161/162	193/149	262/311	
Per game	33.2/30.3	18.6/15.5	10.7/10.8	12.9/9.96	17.5/20.7	

# NOTES AND CHARTS

## INDIVIDUAL HONORS

<b>Colin Castleton</b>
SEC Player of the Week (Jan. 4, Feb. 1)
<b>Keyontae Johnson</b>
SEC Preseason Player of the Year (Media)
Preseason All-SEC (Media & Coaches 1st Team)
Naismith Trophy Award List
NABC Player of the Year Watch List
Julius Erving Award Watch List
<b>Scottie Lewis</b>
Preseason All-SEC (Coaches 2nd Team)
Jerry West Award Watch List

## A MODEL OF CONSISTENCY

- The Gators are one of 12 major conference teams that has not suffered a losing conference record in any of the past 5 seasons, coinciding with Mike White's tenure on the bench.

Zero Seasons w/Losing Conference Record - Since '15-16	
ACC	Duke, Louisville, Virginia
Big East	Creighton, Seton Hall, Villanova
Big Ten	Michigan, Michigan State
Big 12	Kansas
Pac-12	Oregon
SEC	<b>Florida</b> , Kentucky

- Over the course of White's tenure, the Gators' performance on any number of fronts has been among the SEC's elite.

Avg. Final KenPom Ranking since 2015-16	
13.6	Kentucky
<b>23.6</b>	<b>Florida</b>
49.0	Tennessee
51.6	Arkansas
58.4	Mississippi State

Conference Wins since 2015-16	
74	Kentucky
<b>60</b>	<b>Florida</b>
58	Tennessee
57	LSU
54	South Carolina

Top-25 Road Wins since 2015-16	
<b>4</b>	<b>Florida</b> , South Carolina
3	Alabama, Ark., AU, UK, LSU, UT, Texas A&M
1	Georgia, Ole Miss, Missouri, Vanderbilt
0	Mississippi State

Top-25 Wins in Away/Neutral Games since 2015-16	
14	Kentucky (3/11)
<b>11</b>	<b>Florida (4/7)</b>
9	Auburn (3/6)
8	South Carolina (4/4), Tennessee (3/5)
6	Alabama (3/3), Texas A&M (3/3)
4	Arkansas (1/3)
2	Georgia (1/1), Missouri (1/1), Vandy (1/1)
1	Ole Miss (1/0)
0	Mississippi State
<i>(Away/Neutral in parentheses)</i>	

Overall Top-25 Wins since 2015-16	
22	Kentucky
<b>17</b>	<b>Florida</b> , Alabama
15	South Carolina
14	Tennessee
12	Auburn
10	Texas A&M
9	Arkansas
8	LSU, Missouri, Vanderbilt
6	Georgia
4	Ole Miss
3	Mississippi State

## 2020-21 SEC RANKINGS (ALL GAMES)

Category	Player	Stat	Rank
Scoring	Mann	14.5	12
	Castleton	13.2	20
Rebounds	Castleton	5.6	19
Off. Rebounds	Castleton	2.6	7
Def. Rebounds	Mann	4.7	8
FG Pct.	Castleton	.608	1
3-Pt. FG Pct.	Locke	.420	*
3-Pt. FG Made	Locke	2.5	4
FT Pct.	Mann	.808	7
	Appleby	.804	8
Assists	Mann	3.8	5
	Appleby	3.5	8
Steals	Appleby	1.8	2
	Mann	1.5	9
Blocked Shots	Castleton	2.6	2
	Payne	1.5	6
A/T/O Ratio	Mann	1.4	9
Minutes	Mann	30.9	13
*Does not qualify for SEC rankings; ^Not among SEC leaders			

## 1,000-POINT CLUB WATCH

Player	Prior School	UF	Total	Needs
Noah Locke	--	840	840	160

## TRACKING FLORIDA RECORDS

3-Point Field Goals Made (Career)			
1.	Kenny Boynton	2009-13	333
2.	Lee Humphrey	2003-07	288
3.	Erving Walker	2008-12	285
4.	Brett Nelson	1999-2003	274
5.	Anthony Roberson	2002-05	267
6.	KeVaughn Allen	2015-19	250
7.	Greg Stolt	1995-99	243
8.	Michael Frazier II	2012-15	227
9.	Kenyan Weaks	1996-2000	198
10.	<b>Noah Locke</b>	<b>2018-present</b>	<b>197</b>

3-Point Field Goals Attempted (Career)			
1.	Kenny Boynton	2009-13	978
2.	Erving Walker	2008-12	755
3.	KeVaughn Allen	2015-19	743
4.	Brett Nelson	1999-2003	689
5.	Anthony Roberson	2002-05	665
6.	Lee Humphrey	2003-07	649
7.	Greg Stolt	1995-99	578
8.	Michael Frazier II	2012-15	525
9.	Teddy Dupay	1998-2001	496
10.	<b>Noah Locke</b>	<b>2018-present</b>	<b>485</b>

Blocked Shots Per Game (Single Season)		
1.	Dwayne Schintzius	1986-87 2.82
2.	<b>Colin Castleton</b>	<b>2020-21 2.64</b>
3.	Dwayne Schintzius	1987-88 2.57
4.	Dwayne Schintzius	1989-90 2.54
5.	Joakim Noah	2005-06 2.44

Blocked Shots Per Game (Team/Single Season)		
1.	<b>6.33</b>	<b>2020-21</b>
2.	5.31	2005-06
3.	4.80	2006-07
	4.80	1987-88
5.	4.60	1992-93

## 2020-21 SEC STANDINGS

	SEC	Overall
Alabama	12-1 .923	17-5 .773
Arkansas	8-4 .667	16-5 .762
LSU	8-4 .667	13-6 .684
<b>FLORIDA</b>	<b>6-4 .600</b>	<b>10-5 .667</b>
Tennessee	7-5 .583	14-5 .737
Missouri	6-5 .545	13-5 .722
Ole Miss	7-6 .539	12-8 .600
Kentucky	5-7 .417	6-13 .316
Auburn	5-8 .385	11-11 .500
Georgia	5-8 .385	12-8 .600
Mississippi State	5-8 .385	11-11 .500
South Carolina	3-7 .300	5-9 .357
Texas A&M	2-6 .250	8-7 .533
Vanderbilt	2-8 .200	6-10 .375

## AP TOP 25

1.	Gonzaga (59)
2.	Baylor (5)
3.	Michigan
4.	Ohio State
5.	Illinois
6.	Houston
7.	Virginia
8.	*Alabama
9.	Oklahoma
10.	Villanova
11.	Iowa
12.	Texas
13.	*West Virginia
14.	Creighton
15.	Texas Tech
16.	*Florida State
17.	USC
18.	Virginia Tech
19.	*Tennessee
20.	*Missouri
21.	Wisconsin
22.	Loyola Chicago
23.	Kansas
24.	*Arkansas
25.	San Diego State

## COACHES TOP 25

1.	Gonzaga (28)
2.	Baylor (4)
3.	Michigan
4.	Ohio State
5.	(t5) Illinois
6.	(t5) Houston
7.	Villanova
8.	Virginia
9.	*Alabama
10.	Oklahoma
11.	Texas Tech
12.	Creighton
13.	Texas
14.	Iowa
15.	*West Virginia
16.	*Florida State
17.	Virginia Tech
18.	USC
19.	*Missouri
20.	*Tennessee
21.	Wisconsin
22.	Oklahoma State
23.	Loyola Chicago
24.	Kansas
25.	Oregon

\*2020-21 Florida Opponent

## FLORIDA IN THE POLLS & RATINGS

Date	AP	Coaches	NET	KenPom	Sagarin	BPI
Preseason	RV	RV	*	24	*	*
Nov. 30	RV	*	*	23	24	16
Dec. 7	RV	25	*	18	22	16
Dec. 14	RV	RV	*	23	27	17
Dec. 21	RV	RV	*	23	24	16
Dec. 28	RV	RV	*	22	26	18
Jan. 4	RV	RV	22	21	19	16
Jan. 11	RV	-	55	40	38	31
Jan. 18	-	-	47	38	39	30
Jan. 25	RV	RV	26	23	21	22
Feb. 1	22	23	18	23	22	20
Feb. 8	RV	RV	30	28	29	24
Feb. 15	RV	RV	28	28	29	25

\*No new ranking

# NOTES AND CHARTS

## STYLE POINTS

- Under Mike White, the Gators have 16 wins of 20+ points vs. power conference opponents, with nine coming in neutral or road games.
- The Gators have multiple 20-point wins against ACC, Big 12, Big Ten and Pac-12 foes, claiming six of those eight victories outside of Gainesville. Eight 20-point wins have been vs. SEC competition, and three of those were against AP top-10 teams.

### 20-Point Wins vs. Power Conference Non-SEC Teams (8)

January 28, 2017	at Oklahoma	+32	84-52
March 18, 2017	vs. Virginia	+26	65-39
Nov. 23, 2017	vs. Stanford	+21	108-87
Jan. 27, 2018	Baylor	+21	81-60
Nov. 22, 2018	vs. Stanford	+23	72-49
Dec. 29, 2018	Butler	+34	77-43
Dec. 17, 2019	vs. Providence	+32	83-51
Dec. 3, 2020	vs. Boston College	+20	90-70

## GATORS' SCHEDULING UNRIVALED

- The Gators have played the toughest non-conference slate of any power conference team over the course of Mike White's tenure. In four of five previous seasons under White, the Gators have played the SEC's hardest non-conference schedule.
- Florida has played a top-50 non-conference schedule every normal season under White. During that same time period, no other SEC team has played a top-100 schedule every season. In fact, 12 SEC teams have played a non-conference slate that ranked outside that season's top 200 at least once.

### KenPom Non-Conference SOS | Major Conf. Teams

Season Average, 2015-20

	Florida	28.6
1.	North Carolina	39.2
2.	Kansas	46.0

### KenPom Overall/Non-Conference SOS (SEC Teams)

Season Average, 2015-20

	Overall SOS	Non-Conf. SOS
1.	Florida	17.8
2.	Kentucky	24.6
3.	Alabama	35.0

Like everyone, the Gators saw their plans for the fall scrambled. Below is a look at the original non-conference calendar the Gators had constructed before the NCAA calendar changed:

Nov. 10	Samford	Gainesville, Fla.
Nov. 13	at Florida State	Tallahassee, Fla.
Nov. 18	North Florida	Gainesville, Fla.
Nov. 24	McNeese State	Gainesville, Fla.
Nov. 27	Illinois (Emerald Coast Classic)	Niceville, Fla.
Nov. 29	Iowa State/Oregon (ECC)	Niceville, Fla.
Dec. 2	at Oklahoma	Norman, Okla.
Dec. 6	UConn	Gainesville, Fla.
Dec. 13	Penn State (BHOI Invitational)	Brooklyn, N.Y.
Dec. 19	vs. Florida Atlantic (Orange Bowl)	Sunrise, Fla.
Dec. 22	James Madison	Gainesville, Fla.
Dec. 29	Stony Brook	Gainesville, Fla.

Again, like most every team, even the modified schedule hasn't been what's transpired in reality. Only one game that the Gators announced on Oct. 12 took place against the scheduled team on the scheduled date. Here's a look at what the Gators had on paper heading into the season:

Nov. 25	vs. Maine (Bubbleville)	Uncasville, Conn.
Nov. 27	vs. Virginia (Bubbleville)	Uncasville, Conn.
Dec. 2	at Oklahoma	Norman, Okla.
Dec. 6	UConn	Gainesville, Fla.
Dec. 12	Florida State	Tallahassee, Fla.
Dec. 16	North Florida	Gainesville, Fla.
Dec. 19	Florida Atlantic	Gainesville, Fla.
Dec. 22	James Madison	Gainesville, Fla.

## GATORS DELIVER ANOTHER DOMINANT TOP-10 WIN

- Florida put together a 26-point rout vs. sixth-ranked Tennessee as the Gators took the floor without three opening-day starters while four players clocked a season-high in minutes.
- It marked the Gators' fourth win by 17+ against a top-10 team under Mike White and matched Florida's largest margin of victory ever against a top-10 opponent.

### Florida Wins of 15+ Points vs. Top-10 Teams | AP Poll Era (since 1948-49)

Date	Opponent	Coach	Score	Margin
Jan. 19, 2021	#6 Tennessee	White	75-49	+26
Dec. 23, 2006	#3 Ohio State	Donovan	86-60	+26
Nov. 24, 2019	#4 Auburn	White	69-47	+22
Feb. 4, 2017	#8 Kentucky	White	88-66	+22
Feb. 16, 1963	#8 Mississippi State	Sloan	73-52	+21
Jan. 30, 2016	#9 West Virginia	White	88-71	+17
March 13, 2005	#4 Kentucky	Donovan	70-53	+17
April 3, 2006	vs. #7 UCLA	Donovan	73-57	+16

## CASTLETON A STOPPER AT THE RIM

- Colin Castleton put up a monster performance in the Gators' comeback win vs. Ole Miss, totaling 21 points, 10 rebounds and eight blocks. He's the first SEC player to post a 20/10/8 stat line in conference action since Ole Miss' Ansu Sesay did so vs. Mississippi State in 1997, and he's one of just two major conference players to do so in a league game over the past decade.
- Castleton is the seventh major conference player over the past 20 seasons to go for 20/10/8. He is the only one, however, to do so while also dishing three assists. The last player with 20 points, 10 rebounds, eight blocks and three assists in a major conference league game was Tim Duncan, who had 22, 10, nine and six vs. Florida State on Jan. 25, 1997.

### 20 Points, 10 Rebounds, 8 Blocks in Major Conference League Play | Last 20 Seasons

Player	Team	Date	Opponent	Pts	Reb	Blk
Colin Castleton	Florida	Jan. 12, 2021	Ole Miss	21	10	8
Mohamed Bamba	Texas	Dec. 29, 2017	Kansas	22	15	8
Hasheem Thabeet	UConn	Feb. 14, 2009	at Seton Hall	25	20	9
Herbert Hill	Providence	Feb. 24, 2007	Syracuse	29	15	8
Eric Hicks	Cincinnati	Jan. 7, 2006	at Marquette	22	12	10
Sharrod Ford	Clemson	Feb. 22, 2005	at Maryland	24	10	9
David Harrison	Colorado	March 8, 2003	Nebraska	20	10	11

- Castleton is also the first Gator in the Donovan/White era (1996-present) to score 20+ points in three of his first five SEC games in a Florida uniform. He is the fifth to do it over the first five games in any season, joining Erving Walker (2009-10, sophomore), Taurean Green (2005-06, sophomore), Anthony Roberson (2004-05, junior) and Brett Nelson (2001-02, junior).
- The Deland, Fla., native became the SEC's first player to block six or more shots in consecutive games since LSU's Jordan Mickey in Jan. 2015. Castleton, Mickey, Nerlens Noel and Anthony Davis are the only SEC players over the past decade to do so vs. SEC opponents.

### Streaks of 6+ Blocks by SEC Players | Last 10 Seasons

Player	Team	Dates	Opponents (*SEC Opponents)	Streak	Game Totals
Colin Castleton	Florida	Jan. 12 & 16, 2021	*Ole Miss, at Miss. St.	2	8/6
Jordan Mickey	LSU	Jan. 14 & 17, 2015	*at Ole Miss, Texas A&M	2	6/7
Jordan Mickey	LSU	Dec. 18, 2014-Jan. 3, 2015	at UAB, Coll. of Charleston, So. Miss. Savannah St.	4	7/6/6/6
Willie Cauley-Stein	Kentucky	Nov. 27 & Dec. 1, 2013	Eastern Michigan, vs. Providence	2	7/9
Nerlens Noel	Kentucky	Jan. 12-29, 2013	*Texas A&M, Tenn., at Aub., at Ala., LSU, at Ole Miss	6	7/6/7/8/6/12
Nerlens Noel	Kentucky	Dec. 8 & 15, 2012	Portland, Lipscomb	2	7/7
Anthony Davis	Kentucky	March 4 & 9, 2012	at Florida, vs. LSU	2	6/6
Anthony Davis	Kentucky	Jan. 31 & Feb. 4, 2012	*Tennessee, at South Carolina	2	7/8

## MANN ON A MISSION

- Tre Mann's scoring average this season is higher than his season high of 13 points during his freshman season. Tre Mann had five double-figure scoring games his entire freshman season, a mark he matched in the sixth game of the 2020-21 season.
- Mann is among a select group of Gators who have boosted their scoring average by seven or more points from one season to the next over the past 30 seasons. Mann has the highest freshman-to-sophomore jump of any player who averaged at least five points during their freshman campaign.

### Season-to-Season Scoring Increase of 7.0+ PPG | Last 30 Seasons

Player	Season	Avg.	Season	Avg.	Increase
Demetri Hill	1992-93/Freshman	1.1	1993-94/Sophomore	12.7	+11.6
Joakim Noah	2004-05/Freshman	3.5	2005-06/Sophomore	14.2	+10.7
Dan Cross	1992-93/Sophomore	5.2	1993-94/Junior	15.7	+10.5
Taurean Green	2004-05/Freshman	3.9	2005-06/Sophomore	13.3	+9.4
Tre Mann	2019-20/Freshman	5.3	2020-21/Sophomore	14.5	+9.2
Matt Bonner	1999-2000/Freshman	4.8	2000-01/Sophomore	13.3	+8.5
Alex Tyus	2007-08/Freshman	4.3	2008-09/Sophomore	12.5	+8.2
Casey Prather	2012-13/Junior	6.2	2013-14/Senior	13.8	+7.6
Brett Nelson	1999-2000/Freshman	8.1	2000-01/Sophomore	15.3	+7.2

# HEAD COACH MIKE WHITE

## YEAR-BY-YEAR COACHING RECORD

Year	School	Overall	League	Postseason
2011-12	Louisiana Tech	18-16 .529	6-8 .429	
2012-13	Louisiana Tech	27-7 .794	16-2 .889	NIT 2nd Round (1-1)
2013-14	Louisiana Tech	29-8 .784	13-3 .813	NIT Quarterfinals (2-1)
2014-15	Louisiana Tech	27-9 .750	15-3 .833	NIT Quarterfinals (2-1)
2015-16	Florida	21-15 .583	9-9 .500	NIT Quarterfinals (2-1)
2016-17	Florida	27-9 .750	14-4 .778	NCAA Elite Eight (3-1)
2017-18	Florida	21-13 .618	11-7 .611	NCAA 2nd Round (1-1)
2018-19	Florida	20-16 .556	9-9 .500	NCAA Tournament (1-1)
2019-20	Florida	19-12 .613	11-7 .611	No postseason tournaments held
2020-21	Florida	10-5 .667	6-4 .600	
<b>Overall</b>	<b>9th Year</b>	<b>219-110 .666</b>	<b>110-56 .663</b>	<b>7 postseasons (12-7)</b>
<b>At UF</b>	<b>5th Year</b>	<b>118-70 .628</b>	<b>60-40 .600</b>	<b>4 postseasons (7-4/5-3 NCAA)</b>



## WHITE'S WIN-LOSS BREAKDOWN

	2020-21	Florida	Overall
<b>Overall</b>	<b>10-5</b>	<b>118-70</b>	<b>219-110</b>
Home	5-2	58-22	114-27
Away	3-3	31-33	65-62
Neutral	2-0	29-15	40-21
<b>vs. Conference</b>	<b>6-4</b>	<b>60-40</b>	<b>110-56</b>
vs. Conference Home	4-2	35-16	64-20
vs. Conference Away	2-2	25-24	46-36
<b>vs. Non-Conference (Reg. Season)</b>	<b>4-1</b>	<b>49-23</b>	<b>89-40</b>
vs. Non-Conference Home	1-0	23-7	48-8
vs. Non-Conference Away	1-1	4-8	14-22
vs. Non-Conference Neutral	2-0	21-8	27-10
<b>Postseason Play</b>	<b>0-0</b>	<b>10-8</b>	<b>20-15</b>
Conference Tournament	0-0	3-4	8-8
NCAA Tournament	0-0	5-3	5-3
NIT	0-0	2-1	7-4
vs. AP Top 25	2-1	17-29	17-30
vs. AP Top 15	2-0	9-16	7-17
vs. AP Top 10	1-0	5-13	5-14
vs. AP Top 5	0-0	1-6	1-6
vs. AP No. 1	0-0	0-4	0-4
Overtime	0-0	6-3	9-6
November	0-0	26-8	45-15
December	4-1	21-12	41-22
January	6-3	32-19	56-26
February	0-1	25-17	48-23
March	0-0	14-14	29-24
Sunday	1-0	6-6	12-9
Monday	0-0	3-1	10-3
Tuesday	2-1	24-14	32-16
Wednesday	3-1	22-10	31-16
Thursday	1-0	15-0	44-9
Friday	0-0	11-5	18-8
Saturday	3-3	37-34	73-49
Scoring 49 or fewer	0-0	0-1	0-2
Scoring 50-59	0-1	4-19	12-27
Scoring 60-69	0-2	16-27	34-46
Scoring 70-79	4-2	44-19	82-27
Scoring 80-89	3-0	35-2	59-6
Scoring 90-99	3-0	10-1	19-1
Scoring 100+	0-0	9-0	14-0
Allowing 49 or fewer	2-0	10-0	27-0
Allowing 50-59	0-0	27-3	52-3
Allowing 60-69	2-0	48-21	80-27
Allowing 70-79	4-3	24-28	48-49
Allowing 80-89	2-2	6-15	9-26
Allowing 90-99	0-0	2-2	4-4
Allowing 100+	0-0	1-0	1-0

## SCHEDULE STRENGTH

In four of five seasons under White, the Gators have played the toughest non-conference schedule of any SEC team. Florida's overall schedule strength has rated among the top six of all power conference teams every season under White, including #1 twice (2015-16, 2016-17) and #3 in 2019-20. Below is a look at Florida's average schedule strength in KenPom and NCAA RPI/NET rankings over the past five seasons (2015-20).

	KP Overall	KP Non-Con.	NCAA Overall	NCAA Non-Con.
<b>Florida</b>	<b>17.8</b>	<b>28.6</b>	<b>17.8</b>	<b>24.0</b>
Kentucky	32.0	97.8	24.6	37.0
Alabama	34.0	89.8	35.0	54.6
Tennessee	34.8	73.0	35.4	32.2
Georgia	35.0	118.2	36.0	81.2
Vanderbilt	35.6	145.0	38.4	84.4
Texas A&M	41.8	155.2	45.6	56.0
LSU	46.0	153.6	39.8	65.6
South Carolina	47.0	159.2	70.0	125.8
Auburn	48.0	132.8	56.6	66.4
Arkansas	49.2	163.4	60.6	71.2
Missouri	49.2	195.6	74.6	176.6
Ole Miss	55.0	212.4	74.6	173.6
Mississippi St.	62.0	247.6	73.0	148.2

## SEC RANKS (2015-20)

	SEC Ws	Overall Ws	NCAA Ws	KP Avg. Finish ('15-'20)
Kentucky	69	141	9	13.6
<b>Florida</b>	<b>54</b>	<b>111</b>	<b>5</b>	<b>23.6</b>
South Carolina	51	103	4	65.0
Tennessee	51	107	3	49.0
LSU	49	99	2	77.2
Auburn	48	112	5	68.0
Arkansas	46	107	0	51.6
Texas A&M	46	98	4	68.4
Mississippi St.	43	101	0	58.4
Alabama	42	93	1	65.6
Ole Miss	41	90	0	77.8
Georgia	33	87	0	81.0
Vanderbilt	30	71	0	81.6
Missouri	27	71	0	111.0

## WINS VS. RANKED TEAMS (17)

Jan. 30, 2016	#9 West Virginia	W	88-71
Feb. 4, 2017	#8 Kentucky	W	88-66
March 18, 2017	vs. #24 Virginia (at Orlando, NCAA Tournament)	W	65-39
March 24, 2017	vs. #25 Wisconsin (at NYC, NCAA Tournament)	W/OT	84-83
Nov. 24, 2017	vs. #17 Gonzaga (at Portland)	W/2OT	111-105
Dec. 9, 2017	vs. #17 Cincinnati (at Newark)	W	66-60
Jan. 2, 2018	at #11 Texas A&M	W	83-66
Jan. 20, 2018	at #18 Kentucky	W	66-64
Feb. 24, 2018	#12 Auburn	W	72-66
March 3, 2018	#23 Kentucky	W	80-67
Feb. 20, 2019	at #13 LSU	W/OT	82-77
March 15, 2019	vs. #9 LSU (at Nashville, SEC Tournament)	W	76-73
March 21, 2019	vs. #20 Nevada (at Des Moines, NCAA Tournament)	W	70-61
Nov. 25, 2019	vs. #18 Xavier (at Charleston)	W	70-65
Jan. 18, 2020	#4 Auburn	W	69-47
Jan. 19, 2021	#6 Tennessee	W	75-49
Jan. 30, 2021	at #11 West Virginia	W	85-80

# THE LAST TIME...

## INDIVIDUAL PERFORMANCES

**20 Points:** 21, Colin Castleton, at West Virginia, 1/30/21  
**25 Points:** 25, Keyontae Johnson, vs. LSU, 2/26/20  
**30 Points:** 33, Jalen Hudson, vs. LSU, 3/6/19  
**35 Points:** 35, Jalen Hudson, vs. Gonzaga (at Portland), 11/24/17  
**40 Points:** 40, Eugene McDowell, vs. Biscayne, 12/21/82  
**50 Points:** 54, Tony Miller, vs. Chicago State, 2/29/72

**10 Rebounds:** 10, Colin Castleton, vs. Ole Miss, 1/12/21  
**12 Rebounds:** 12, Keyontae Johnson, vs. Boston College, 12/3/20 (at Mohegan Sun)  
**15 Rebounds:** 16, Kerry Blackshear Jr, vs. Auburn 1/18/20  
**20 Rebounds:** 20, Andrew DeClercq, vs. Kentucky, 1/18/94  
**25 Rebounds:** 25, Neal Walk, vs. Georgia, 3/1/69  
**30 Rebounds:** 31, Neal Walk, vs. Alabama, 1/27/68  
**5 Offensive Rebounds:** 5, Colin Castleton, vs. Ole Miss, 1/12/21  
**10 Rebounds in a Half:** 11, Kerry Blackshear Jr, 1st half vs. Auburn, 1/18/20

**10 Assists:** 10, Andrew Nembhard, at LSU, 1/21/20  
**12 Assists:** 13, Andrew Nembhard, vs. Long Beach State, 12/28/19  
**15 Assists:** 17, Jason Williams, vs. Duquesne, 12/3/97

**Made 8 Field Goals:** 11-for-13, Colin Castleton, at Vanderbilt, 12/30/20  
**Made 10 Field Goals:** 11-for-13, Colin Castleton, at Vanderbilt, 12/30/20  
**Made 12 Field Goals:** 12-for-15, John Egbunu, vs. Kentucky, 3/1/16

**Attempted 15 Field Goals:** 6-for-16, Tre Mann, vs. South Carolina, 2/3/21  
**Attempted 20 Field Goals:** 11-for-20, Jalen Hudson, vs. LSU, 3/6/19  
**Attempted 25 Field Goals:** 9-for-26, Anthony Roberson, vs. Tennessee, 1/19/05

**Made 5 3-Pointers:** 5-6, Noah Locke, vs. Stetson, 12/6/20  
**Made 6 3-Pointers:** 6-for-8, Noah Locke, vs. Vanderbilt, 2/15/20  
**Made 7 3-Pointers:** 8-for-10, KeVaughn Allen; 7-for-13, Noah Locke; vs. Texas A&M, 1/22/19  
**Made 8 3-Pointers:** 8-for-10, KeVaughn Allen, vs. Texas A&M, 1/22/19  
**Made 9+ 3-Pointers:** 11-for-18, Michael Frazier II, at South Carolina, 3/4/14

**Back-to-Back Games, 5+ 3FGM:** Noah Locke, 5-for-10 at Texas A&M, 2/12/20; 6-for-8 vs. Vanderbilt, 2/15/20  
**Shot 100% from 3 (min. 5 att.):** 5-for-5, Egor Koulechov, vs. Stanford (at Portland), 11/23/17

**Attempted 10 3-Pointers:** 4-for-10, Noah Locke, at Georgia, 1/23/21  
**Attempted 12 3-Pointers:** 7-for-13, Noah Locke, vs. Texas A&M, 1/22/19  
**Attempted 15 3-Pointers:** 5-for-15, Noah Locke, vs. South Carolina, 1/5/19

**Made 10 Free Throws:** 11-for-11, Tyree Appleby, vs. Mississippi State, 1/16/21  
**Made 12 Free Throws:** 15-for-17, Keyontae Johnson, vs. Arkansas, 2/18/20  
**Made 15 Free Throws:** 15-for-17, Keyontae Johnson, vs. Arkansas, 2/18/20

**Attempted 10 Free Throws:** 8-for-10, Tre Mann, at Georgia, 1/23/21  
**Attempted 15 Free Throws:** 15-for-17, Keyontae Johnson, vs. Arkansas, 2/18/20  
**Attempted 20 Free Throws:** 19-for-22, Joakim Noah, vs. Georgia, 3/1/06

**4/5/6/7 Blocks:** 7, Colin Castleton, vs. South Carolina, 2/3/21  
**8 Blocks:** 8, Colin Castleton, vs. Ole Miss, 1/12/21

**5 Steals:** 5, Tre Mann, vs. Army, 12/2/20 (at Mohegan Sun)  
**6 Steals:** 6, Kevarius Hayes, vs. Virginia, 3/16/17 (NCAA Tournament)  
**7 Steals:** 7, Dan Werner, vs. Georgia, 2/9/08

**4-Point Play:** Noah Locke, vs. Utah State (at Orange Bowl), 12/21/19  
**2 4-Point Plays:** Canyon Barry, vs. Georgia, 1/14/17

**Double-Double with Points/Rebounds:** Colin Castleton, vs Ole Miss, 1/12/21 , 21p/10r  
**Double-Double with Points/Assists:** Andrew Nembhard, at LSU, 1/21/20, 15p/10a  
**Triple-Double:** Chris Chiozza, vs. Missouri, 2/2/17, 12p/12r/10a  
**2 Straight Points/Rebounds Double-Doubles:** Keyontae Johnson, at Ole Miss, 2/8/20, 16p/10r; at Texas A&M, 2/12/20, 10p/10r  
**2 Straight Points/Assists Double-Doubles:** Chris Chiozza, vs. Stanford (at Portland), 11/23/17, 14p/11a; vs. Gonzaga (at Portland), 11/24/17, 26p/10a  
**3 Straight Double-Doubles:** Kerry Blackshear Jr. vs. Alabama, 1/4/20, 24 points/16 rebounds  
11/10/19, 10p/13r; vs. Towson 13p/13r, 11/14/19  
**4 Straight Double-Doubles:** David Lee, vs. Vanderbilt, 2/23/05, 13p/14r; at South Carolina, 2/27/05, 13p/14r; at Georgia, 3/2/05, 17p/13r; vs. Kentucky, 3/6/05, 11p/10r  
**5+ Points, Rebounds, Assists, Steals:** Kasey Hill, vs. Ole Miss, 1/3/17, 8p/5r/5a/6s

**20 Points & 10 Assists:** Chris Chiozza, vs. Gonzaga (at Portland), 11/24/17, 26 points/10 assists  
**20 Points & 10 Rebounds:** Keyontae Johnson, vs. BC, 12/3/20 (at Mohegan Sun), 24 points/12 rebounds  
**20 Points & 15 Rebounds:** Kerry Blackshear Jr. vs. Alabama, 1/4/20, 24 points/16 rebounds  
**25 Points & 10 Rebounds:** Keyontae Johnson, vs. LSU, 2/26/20, 25 points/11 rebounds  
**25 Points & 15 Rebounds:** Greg Stolt, vs. USF, 12/10/96, 33 points/15 rebounds  
**30 Points & 10 Rebounds:** Joakim Noah, vs. Georgia, 3/1/06, 37 points/11 rebounds  
**30 Points & 15 Rebounds:** Greg Stolt, vs. USF, 12/10/96, 33 points/15 rebounds

## TEAM PERFORMANCES

**85 points:** 85, at West Virginia, 1/30/21  
**90 points:** 91, at Vanderbilt, 12/29/20  
**95/100 Points:** 104, vs. Alabama, 1/4/20  
**105/110 Points:** 111, vs. Gonzaga (at Portland), 11/24/17  
**115 Points:** 116, vs. Gardner-Webb, 11/13/17  
**120 Points:** 125, vs. FAMU, 12/10/00  
**130 Points:** 131, vs. New Hampshire, 11/29/99

**50 Rebounds:** 52, vs. Alabama, 1/4/20  
**55 Rebounds:** 56, vs. Missouri, 2/2/17  
**60 Rebounds:** 62, vs. Jackson State (NCAA Tournament), 3/16/07  
**20 Offensive Rebounds:** 20, vs. Mercer (at Jacksonville), 11/13/16  
**25 Offensive Rebounds:** 27, vs. Bethune-Cookman, 12/11/99

**Made 35 Field Goals:** 37-for-65, at Georgia, 1/23/21  
**Made 40 Field Goals:** 42-for-79, vs. North Florida, 11/16/17  
**Made 45 Field Goals:** 46-for-81, vs. New Hampshire, 11/29/99

**Attempted 65 Field Goals:** 37-for-65, at Georgia, 1/23/21  
**Attempted 70 Field Goals:** 33-for-76, vs. Alabama, 1/4/20  
**Attempted 75 Field Goals:** 33-for-76, vs. Alabama, 1/4/20  
**Attempted 80 Field Goals:** 39-for-83, vs. FAU, 11/27/00

**Made 10 3-Pointers:** 10-for-23 vs. Vanderbilt, 1/27/21  
**Made 12 3-Pointers:** 12-for-27 at Texas A&M, 2/12/20  
**Made 15 3-Pointers:** 18-for-37 vs. Texas A&M, 1/22/19  
**Made 18 3-Pointers:** 18-for-37 vs. Texas A&M, 1/22/19

**Attempted 30 3-Pointers:** 12-for-30, vs. Long Beach State 12/28/19  
**Attempted 35 3-Pointers:** 18-for-37 vs. Texas A&M, 1/22/19

**Made 25 Free Throws:** 25-for-30, at West Virginia, 1/30/21  
**Made 30 Free Throws:** 30-for-36, vs. Alabama, 1/4/20  
**Made 35 Free Throws:** 37-for-42, at Auburn, 2/14/17  
**Made 40 Free Throws:** 40-for-50, vs. Morehead State, 12/22/98

**Attempted 35 Free Throws:** 24-for-36, vs. Army, 12/2/20  
**Attempted 40 Free Throws:** 28-for-46, vs. West Virginia (at New York City), 12/4/18  
**Attempted 45 Free Throws:** 28-for-46, vs. West Virginia (at New York City), 12/4/18  
**Attempted 50 Free Throws:** 40-for-50, vs. Morehead State, 12/22/98

**20 Assists:** 26, vs. North Florida, 11/27/18  
**25 Assists:** 26, vs. North Florida, 11/27/18  
**30 Assists:** 32, vs. Northeastern, 12/22/03

**10 Steals:** 10, at Georgia, 1/23/21  
**15 Steals:** 15, vs. Stanford, 11/22/18 (at Bahamas)  
**20 Steals:** 22, vs. VMI, 12/28/99  
**25 Steals:** 25, vs. Morehead State, 12/22/98

**Forced 20 Turnovers:** 23, vs. Stetson, 12/6/20  
**Forced 25 Turnovers:** 25, vs. Toledo, 11/14/08  
**Forced 30 Turnovers:** 30, vs. Georgia, 2/5/00  
**Forced 35 Turnovers:** 35, vs. Florida A&M, 12/4/99

**8/9/10/11/12 Blocks:** 12, vs. South Carolina, 2/3/21

**Had 5 Players with 10 Points:** at Georgia, 1/23/21; Tre Mann (24), Noah Locke (16), Tyree Appleby (14), Colin Castleton (14), Omar Payne (10)  
**Had 6 Players with 10 Points:** vs. Long Beach State, 12/28/19; Keyontae Johnson (21), Kerry Blackshear Jr. (21), Noah Locke (16), Omar Payne (11), Ques Glover (11), Tre Mann (10)  
**Had 7 Players with 10 Points:** at Auburn, 2/14/17; Canyon Barry (30), KeVaughn Allen (17), Devin Robinson (14), Chris Chiozza (11), Kasey Hill (11), John Egbunu (10), Justin Leon (10)  
**Had 8 Players with 10 Points:** vs. North Carolina A&T, 11/18/10; Kenny Boynton (16), Chandler Parsons (16), Casey Prather (12), Erik Murphy (11), Erving Walker (11), Scottie Wilbekin (11), Patric Young (11), Vernon Macklin (10)

**Had 2 Players with 20 Points:** at Texas A&M, 2/12/20; Andrew Nembhard (24), Noah Locke (21)  
**Had 3 Players with 20 Points:** vs. Gonzaga (at Portland), 11/24/17; Jalen Hudson (35), Chris Chiozza (26), KeVaughn Allen (23)  
**Had 2 Players with 25 Points:** vs. Texas A&M, 1/22/19; KeVaughn Allen (31), Noah Locke (27)  
**Had 2 Players with 30 Points:** vs. Georgia, 3/3/62; Cliff Luyk (36), Tom Barbee (32)

**Had 7 Players Make a 3-Pointer:** 7, at Georgia, 1/19/19  
**Had 8/9 Players Make a 3-Pointer:** 9, vs. North Florida, 11/27/18 (*tied for NCAA record*)  
**Had 2 Players Make 5+ 3-Pointers:** vs. Texas A&M, 1/22/19; KeVaughn Allen (8), Noah Locke (7)

**Had 2 Players with 10 Rebounds:** vs. Auburn 1/18/20; Kerry Blackshear Jr. (16), Omar Payne (11)  
**Had 3 Players with 10 Rebounds:** vs. vs. Alabama, 1/4/20; Kerry Blackshear Jr. (16), Keyontae Johnson (12) Scottie Lewis (10)

**Had 2 Players with a Double-Double:** vs. Auburn 1/18/20; Kerry Blackshear Jr. (11 points, 16 rebounds), Omar Payne (19 points, 11 rebounds)  
**Had 3 Players with a Double-Double:** vs. Alabama, 1/4/20; Kerry Blackshear Jr. (24 points, 16 rebounds), Scottie Lewis (15 points, 10 rebounds), Keyontae Johnson (10 points, 12 rebounds)

**Had 2 Players Foul Out:** 2, at Ole Miss, 1/13/18; Jalen Hudson, Keith Stone  
**Had 3 Players Foul Out:** 3, vs. Seton Hall (at Orlando), 11/24/16; Chris Chiozza, Kasey Hill, Devin Robinson

**Overcame a 10-Point Deficit:** vs. Army, 12/2/20; Trained 27-15 at 9:21 in the 1st half & won, 76-69  
**Overcame a 20-Point Deficit:** vs. Georgia, 2/5/20; Trained 52-30 at 16:43 in 2nd half & won, 81-75

**Made a Buzzer-Beater/Game-Winner:** vs. LSU (SEC Tournament), 3/15/19, Andrew Nembhard 3-pointer with 1.2 seconds remaining to win, 76-73  
**Lost on a Game-Winner:** 1/15/19, at Mississippi State, Quindary Weatherspoon layup and free throw with :03.6 left to defeat UF, 71-68


# 2020-21 FLORIDA GATORS



**#0 QUES GLOVER**  
G | So. | 5-11 | 182 | Knoxville, Tenn.



**#1 TRE MANN**  
G | So. | 6-5 | 190 | Gainesville, Fla.



**#2 SAMSON RUZHENTZEV**  
F | Fr. | 6-7 | 192 | Moscow, Russia



**#3 ALEX KLATSKY**  
G | Fr. | 6-4 | 185 | Colts Neck, N.J.



**#4 ANTHONY DURUJI**  
F | Jr. | 6-7 | 220 | Germantown, Md.



**#5 OMAR PAYNE**  
F | So. | 6-10 | 230 | Kissimmee, Fla.



**#10 NOAH LOCKE**  
G | Jr. | 6-3 | 203 | Baltimore, Md.



**#11 KEYONTAE JOHNSON**  
F | Jr. | 6-5 | 229 | Norfolk, Va.



**#12 COLIN CASTLETON**  
F | Jr. | 6-11 | 231 | Deland, Fla.



**#15 OSAYI OSIFO**  
F | Jr. | 6-7 | 225 | Bedworth Park, South Africa



**#20 JACK MAY**  
G | Fr. | 6-4 | 175 | Boca Raton, Fla.



**#22 TYREE APPLEBY**  
G | Jr. | 6-1 | 170 | Jacksonville, Ark.



**#23 SCOTTIE LEWIS**  
G | So. | 6-5 | 189 | Hazlet, N.J.



**#33 JASON JITOBH**  
C | So. | 6-11 | 285 | Abuja, Nigeria



**#44 NIELS LANE**  
G | Fr. | 6-5 | 206 | Freehold, N.J.



**MIKE WHITE**  
Head Coach



**AL PINKINS**  
Associate Head Coach



**JORDAN MINCY**  
Assistant Coach



**DARRIS NICHOLS**  
Assistant Coach

# ROSTER

## NUMERICAL ROSTER

0	Ques Glover	G	5-11	182	So.	1L	Knoxville, Tenn./Bearden
1	Tre Mann	G	6-5	190	So.	1L	Gainesville, Fla./The Villages
2	Samson Ruzhentsev	F	6-7	192	Fr.	HS	Moscow, Russia/Hamilton Heights (Tenn.)
3	Alex Klatsky	G	6-4	185	Fr.	SQ	Colts Neck, N.J./Ranney School
4	Anthony Duruji	F	6-7	220	Jr.	SQ	Germantown, Md./Louisiana Tech
5	Omar Payne	F	6-10	230	So.	1L	Kissimmee, Fla./Montverde Academy
10	Noah Locke	G	6-3	203	Jr.	2L	Baltimore, Md./McDonogh School
11	Keyontae Johnson	F	6-5	229	Jr.	2L	Norfolk, Va./Oak Hill Academy
12	Colin Castleton	F	6-11	231	Jr.	TR	Deland, Fla./Michigan
15	Osayi Osifo	F	6-7	225	Jr.	TR	Bedworth Park, South Africa/Eastern Florida State College
20	Jack May	G	6-4	175	Fr.	HS	Boca Raton, Fla./Saint Andrew's School
22	Tyree Appleby	G	6-1	170	Jr.	SQ	Jacksonville, Ark./Cleveland State
23	Scottie Lewis	G	6-5	189	So.	1L	Hazlet, N.J./Ranney School
33	Jason Jitoboh	C	6-11	285	So.	1L	Abuja, Nigeria/Hamilton Heights (Tenn.)
44	Niels Lane	G	6-5	206	Fr.	HS	Freehold, N.J./Roselle Catholic

## ALPHABETICAL ROSTER

22	Tyree Appleby	G	6-1	170	Jr.	SQ	Jacksonville, Ark./Cleveland State
12	Colin Castleton	F	6-11	231	Jr.	TR	Deland, Fla./Michigan
4	Anthony Duruji	F	6-7	220	Jr.	SQ	Germantown, Md./Louisiana Tech
0	Ques Glover	G	5-11	182	So.	1L	Knoxville, Tenn./Bearden
33	Jason Jitoboh	C	6-11	285	So.	1L	Abuja, Nigeria/Hamilton Heights (Tenn.)
11	Keyontae Johnson	F	6-5	229	Jr.	2L	Norfolk, Va./Oak Hill Academy
3	Alex Klatsky	G	6-4	185	Fr.	SQ	Colts Neck, N.J./Ranney School
44	Niels Lane	G	6-5	206	Fr.	HS	Freehold, N.J./Roselle Catholic
23	Scottie Lewis	G	6-5	189	So.	1L	Hazlet, N.J./Ranney School
10	Noah Locke	G	6-3	203	Jr.	2L	Baltimore, Md./McDonogh School
1	Tre Mann	G	6-5	190	So.	1L	Gainesville, Fla./The Villages
20	Jack May	G	6-4	175	Fr.	HS	Boca Raton, Fla./Saint Andrew's School
15	Osayi Osifo	F	6-7	225	Jr.	TR	Bedworth Park, South Africa/Eastern Florida State College
5	Omar Payne	F	6-10	230	So.	1L	Kissimmee, Fla./Montverde Academy
2	Samson Ruzhentsev	F	6-7	192	Fr.	HS	Moscow, Russia/Hamilton Heights (Tenn.)

**Head Coach:** Mike White (Ole Miss '00)

**Associate Head Coach:** Al Pinkins (N.C. State, '98)

**Assistant Coaches:** Jordan Mincy (Kent State '09), Darris Nichols (West Virginia '08)

**Head Athletic Trainer/Associate AD, Sports Health:** Dave Werner

**Director of Strength & Conditioning:** Preston Greene

**Director of Basketball Operations:** Jonathan Blake

**Special Assistant to the Head Coach:** Bryce Douglas

**Academic Advisor:** Tom Williams

### 2021 SIGNING CLASS

- **Kowacie Reeves:** G | 6-5 | 170 | Macon, Ga. | Westside...Four-star prospect... a consensus four-star prospect and ranks No. 31 in the Rivals150 for the 2021 recruiting class...The rangy guard brings top-notch shooting, a high motor, length and athleticism that all fits head coach Mike White's preferred up-tempo style.

### PRONUNCIATION GUIDE

Anthony Duruji	duh-ROO-jee
Ques Glover	KWEZ
Jason Jitoboh	jih-TOE-bo
Niels Lane	NILES
Osayi Osifo	oh-SIGH oh-SEE-foe
Samson Ruzhentsev	roo-ZHENT-sev

**FLORIDA GATORS.COM**

# MEDIA INFORMATION

The University of Florida appreciates the media coverage from all local, regional and national outlets. The Communications Office believes in developing mutually beneficial relationships with the media and we emphasize a positive and professional working environment with all entities. The ultimate goal of the Communications Office is to provide accurate and timely information about our athletic teams and to ensure that we assist the media to the best of our abilities while they cover our program.

## MEDIA COVERAGE

**CREDENTIALS:** Requests for credentials will be taken online and reviewed by Florida communications. All requests for the 2020-21 season will be on a game-by-game basis, and a health screening questionnaire must be completed as part of the process.

To access the credential request form, please visit [www.sportssystems.com/floridahoops](http://www.sportssystems.com/floridahoops). Once you have submitted your credential request, you will receive an automated email from the Communications Department acknowledging your request was received and is being reviewed. Once a decision is made on your request, you will receive an email with further information.

**CREDENTIAL PICK-UP:** All media admittance will be via a will-call list at the loading dock entrance below Gate 3 for the 2020-21 season.

**INTERNET CREDENTIALS:** Only official websites of each participating institution, along with networks holding contractual broadcast rights to a game and websites affiliated with a national publication or news outlet, will be issued credentials.

**PLAYER/STAFF INTERVIEWS:** All interview requests for players or coaching staff should be coordinated through Denver Parler at least 24 hours in advance. Interviews will be arranged before or after practice according to class and meeting schedules during the preseason and once the season begins, players will typically be available at least once a week plus game days. Please contact Parler for player availability during the season.

The Communications Office will not give out home or cell phone numbers for any players, and players may not be contacted directly by phone, text, email or social media. Members of the media are not permitted in team areas. Team locker room, training room and strength complex are considered private work areas. These areas, as well as players' housing (on-campus and off-campus), are off-limits to media representatives.

**PRESS CONFERENCES:** All media opportunities and press conferences will take place via Zoom until further notice.

**VIDEO:** Media outlets are limited to a total of three minutes of video per day to be posted on their websites or shown on a news broadcast. This applies to outlets that are primarily websites, as well as to TV station, newspaper or magazine websites.

**MEDIA ROOM/INTERVIEW AREA:** The media work room and press conference room will be closed for the 2020-21 season. Media should work from their assigned seats in the press seating area at all times.

**FLORIDA LOCKER ROOM:** The Gators locker room is closed to the media with the exception of the SEC and NCAA Tournaments (pending health and safety decisions for 2021). Coach White and up to two Florida players will be available to the media following games via Zoom. Florida will coordinate with visiting SIDs to make their Zoom link available to media members, as well.

**VISITOR LOCKER ROOM:** Interview policies and procedures will be determined by visiting Sports Information Directors and coaches.

## ELITE 8 TRIPS

<i>Since 2000</i>	
Kansas	10
Kentucky	9
Michigan State	9
North Carolina	9
<b>FLORIDA</b>	<b>8</b>
Duke	7
Arizona	6
Louisville	6
UConn	6
Oklahoma	4
Oregon	4
Syracuse	4
Villanova	4
Wisconsin	4
Gonzaga	3
Memphis	3
Michigan	3
Ohio State	3
Texas	3
UCLA	3
Xavier	3
Baylor	2
Butler	2
Illinois	2
Kansas State	2
Marquette	2
Maryland	2
Missouri	2
Notre Dame	2
Oklahoma State	2
Purdue	2
Texas Tech	2
Virginia	2
West Virginia	2
Alabama	1
Auburn	1
Davidson	1
Dayton	1
Florida State	1
George Mason	1
Georgetown	1
Georgia Tech	1
Indiana	1
Iowa State	1
Kent State	1
Loyola Chicago	1
LSU	1
Pittsburgh	1
Saint Joseph's	1
South Carolina	1
Stanford	1
Temple	1
Tennessee	1
Tulsa	1
USC	1
VCU	1
Wichita State	1

## UNIVERSITY FACTS

Location: Gainesville, Fla.  
 Founded: 1853  
 Enrollment: 57,806  
 Conference: Southeastern (SEC)  
 Nickname: Gators  
 UF President: Dr. W. Kent Fuchs  
 Athletic Director: Scott Stricklin  
 Mascots: Albert and Alberta  
 Colors: Orange (PMS 172) and Blue (PMS 287)  
 Website: [FloridaGators.com](http://FloridaGators.com)  
 Facebook: [facebook.com/GatorsMBK](https://facebook.com/GatorsMBK)  
 Twitter: @GatorsMBK, @MikeWhiteUF  
 Instagram: @gatorsmbk  
 Faculty Rep: Dr. Michael Sagas

## COACHING STAFF FACTS

Head Coach: Mike White (Ole Miss '00)  
 UF Record: 118-70/5th season  
 Overall Record: 219-110/9th season  
 Associate Head Coach: Al Pinkins (N.C. State '98)  
 Assistant Coaches: Jordan Mincy (Kent State '09), Darris Nichols (West Virginia '08)  
 Athletic Trainer: David "Duke" Werner  
 Strength & Conditioning Coordinator: Preston Greene  
 Director of Basketball Operations: Jonathan Blake  
 Director of Scouting: Bryce Douglas  
 Executive Assistant: Tracy Pfaff  
 Program Coordinator: Mike Robuck  
 Academic Advisor: Tom Williams

## PROGRAM FACTS

Arena: Exactech Arena at the Stephen C. O'Connell Center  
 Capacity: 10,151  
 Season: 102nd  
 Overall Record: 1,464-1,130  
 SEC Record: 658-663  
 NCAA Tournaments: 20 (1989, '94, '95, '99, 2000, '01, '02, '03, '04, '05, '06, '07, '10, '11, '12, '13, '14, '17, '18, '19)  
 Final Fours: 5 (1994, 2000, '06, '07, '14)  
 National Championships: 2 (2006, '07)  
 NIT Appearances: 10 (1969, '84, '85, '86, '92, '93, '98, 2008, '09, '16)  
 SEC Tournament Championships: 4 (2005, '06, '07, '14)  
 SEC Championships: 7 (1989, 2000, '01, '07, '11, '13, '14)  
 All-Americans: 25  
 All-SEC: 111  
 SEC Academic Honor Roll: 128  
 NBA Draftees: 35  
 2019-20 Record: 19-12  
 2019-20 Conference Record: 11-7 (t-4th)  
 Lettermen Returning/Lost: 7/5  
 Starters Returning/Lost: 3/2

## COMMUNICATIONS CONTACT

Denver Parler | [denverp@gators.ufl.edu](mailto:denverp@gators.ufl.edu)  
 352-692-6195 (o) | 352-318-3493 (c)  
 Fax: 352-375-4809

# #0 QUES GLOVER

SOPHOMORE | G | 5-11 | 182 | KNOXVILLE, TENN. | BEARDEN

## OVERVIEW

- Appeared in all 31 games as a reserve point guard during his freshman season, tallying four double-figure scoring games and averaging 4.4 points per game.
- Broke out in the 2019 Charleston Classic, scoring 11 points in the semifinals vs. Miami and nine points in the final vs. #18 Xavier. Glover followed that up with a team-leading and season-high 14 points in the win vs. Marshall.
- Speedy point guard with great bounce and outstanding range.
- Brings toughness and winning experience to the Gators' backcourt.

## 2020-21 HIGHLIGHTS

- Part of a deep backcourt, and Glover's speed will be a tremendous asset as the Gators look to shift to a more up-tempo style.
- Came off the bench to give the Gators a lift against his hometown school, #6 Tennessee, scoring a season-best 10 points.



## CAREER STATS

Season	gp-gs		Total		3-Point		F-Throws		Rebounds											Scoring	
			fg-fga	pct	fg-fga	pct	ft-fga	pct	off	def	tot	avg	pf	fo	ast	to	blk	stl	pts	avg	
2019-20	31-0	383	12.4	54-125	.432	11-45	.244	17-32	.531	6	24	30	1.0	30	0	19	40	2	5	136	4.4
2020-21	14-0	122	8.7	13-34	.382	3-8	.375	7-8	.875	2	8	10	0.7	13	0	9	11	0	6	36	2.6
TOTAL	45-0	505	11.2	67-159	.421	14-53	.264	24-40	.600	8	32	40	0.9	43	0	28	51	2	11	172	3.8

## GAME-BY-GAME STATS

Opponent	Date	gs	min	Total		3-Pointers		Free throws		Rebounds				pf	a	t/o	blk	stl	pts	avg
				fg-fga	pct	3fg-fga	pct	ft-fa	pct	off	def	tot	avg							
vs Army West Point	12/02/20	3		0-1	.000	0-1	.000	0-0	.000	0	0	0	0.0	0	0	0	0	0	0	0.0
vs Boston College	12/03/20	3		0-0	.000	0-0	.000	0-0	.000	0	0	0	0.0	0	0	0	0	0	0	0.0
STETSON	12/06/20	14		1-4	.250	1-2	.500	2-2	1.000	0	1	1	0.3	3	2	0	0	0	5	1.7
at Florida St.	12/12/20	13		2-4	.500	0-0	.000	0-0	.000	0	2	2	0.8	1	1	2	0	0	4	2.3
at Vanderbilt	12/30/20	4		2-3	.667	0-1	.000	0-0	.000	0	1	1	0.8	2	0	2	0	2	4	2.6
at Alabama	01/05/21	7		0-3	.000	0-1	.000	0-0	.000	1	1	2	1.0	1	1	1	0	0	0	2.2
KENTUCKY	01/09/21	11		1-1	1.000	1-1	1.000	0-0	.000	0	1	1	1.0	1	2	2	0	1	3	2.3
OLE MISS	01/12/21	10		2-4	.500	0-0	.000	0-0	.000	0	0	0	0.9	0	0	0	0	0	4	2.5
at Mississippi St.	01/16/21	8		0-1	.000	0-0	.000	0-0	.000	0	0	0	0.8	0	0	0	0	0	0	2.2
TENNESSEE	01/19/21	15		4-7	.571	1-2	.500	1-2	.500	0	0	0	0.7	2	1	1	0	3	10	3.0
at Georgia	01/23/21	12		1-3	.333	0-0	.000	0-0	.000	0	1	1	0.7	1	0	1	0	0	2	2.9
VANDERBILT	01/27/21	10		0-1	.000	0-0	.000	2-2	1.000	0	0	0	0.7	1	1	1	0	0	2	2.8
at West Virginia	01/30/21	9		0-2	.000	0-0	.000	2-2	1.000	1	1	2	0.8	1	1	1	0	0	2	2.8
SOUTH CAROLINA	02/03/21	3		0-0	.000	0-0	.000	0-0	.000	0	0	0	0.7	0	0	0	0	0	0	2.6
Totals		0	122	13-34	.382	3-8	.375	7-8	.875	2	8	10	0.7	13	9	11	0	6	36	2.6

Games played: 14  
Minutes/game: 8.7  
Points/game: 2.6  
FG Pct: 38.2  
3FG Pct: 37.5  
FT Pct: 87.5

Rebounds/game: 0.7  
Assists/game: 0.6  
Turnovers/game: 0.8  
Assist/turnover ratio: 0.8  
Steals/game: 0.4

## GAME HIGHS

### Points

2020-21	10, vs. Tennessee (1/19/21)
Career	14, vs. Marshall (11/29/19)

### Rebounds

2020-21	2, 3x, last at WVU (1/30/21)
Career	4, vs. LBSU (12/28/19)

### Field Goals

2020-21	4, vs. Tennessee (1/19/21)
Career	5, 3x, last vs. LBSU (12/28/19)

### Field Goal Attempts

2020-21	7, vs. Tennessee (1/19/21)
Career	11, vs. LBSU (12/28/19)

### 3-Point Field Goals

2020-21	1, 3x, last vs. Tennessee (1/19/21)
Career	2, vs. Providence (12/17/19)

### 3-Point FG Attempts

2020-21	2, 2x, last vs. Tennessee (1/19/21)
Career	5, vs. Providence (12/17/19)

### Free Throws

2020-21	2, 3x, last at WVU (1/30/21)
Career	4, vs. Marshall (11/29/19)

### Free Throw Attempts

2020-21	2, 4x, last at WVU (1/30/21)
Career	7, vs. Marshall (11/29/19)

### Assists

2020-21	2, 2x, last vs. Kentucky (1/9/21)
Career	3, vs. Vanderbilt (2/15/20)

### Steals

2020-21/Career	3, vs. Tennessee (1/19/21)
----------------	----------------------------

### Blocked Shots

2020-21	---
Career	1, 2x, last vs. Vanderbilt (2/15/20)

### Minutes Played

2020-21	14, 2x, last vs. Tenn.(1/19/21)
Career	24, 2x, last vs. LBSU (12/28/19)

## GLOVER VS. ARKANSAS

Opponent	Date	GS	Min	FG	FGA	Pct	3FG	FGA	Pct	FT	FTA	Pct	Off	Def	Tot	PF	FO	A	TO	Blk	Stl	Pts
ARKANSAS	02/18/20		4	0	2	.000	0	1	.000	2	2	1.000	0	0	0	0	0	1	0	0	0	2

# #1 TRE MANN

SOPHOMORE | G | 6-5 | 190 | GAINESVILLE, FLA. | THE VILLAGES

## OVERVIEW

- Averaged 5.3 points and 1.9 rebounds in 29 appearances with four starts his freshman season.
- Started his Florida debut, the third Gator in five seasons under Mike White to do so (KeVaughn Allen, Andrew Nembhard).
- Had a major hand in Florida's 22-point comeback vs. Georgia, scoring all 11 of his points in the second half.
- Combo guard with range and the ability to facilitate.

## 2020-21 HIGHLIGHTS

- Went for a career-high 24 points at Georgia, helping the Gators to a 92-84, the most points by Florida at Georgia in regulation since 1994.
- Scored 17 points in the win vs. Ole Miss, including 12 in the second half, and hit all eight of his free throws in the game.
- Opened the season with a then-career-best 19-point, five-steal outing vs. Army. He's the first Gator with at least 19 points and five steals in a game since Michael Frazier (2/3/15 at Vanderbilt).
- Had another 19-point performance in the win vs. LSU, including three 3-pointers.
- Grew another inch to 6-foot-5 and added 18 pounds of muscle over the offseason.



## CAREER STATS

Season	gp-gs		Total		3-Point		F-Throws		Rebounds				Scoring			
			fg-fga	pct	fg-fga	pct	ft-fa	pct	off	def	tot	avg	pf	fo	ast	to
2019-20	29-4	516/17.8	57-160	.356	22-80	.275	19-29	.655	8	47	55	1.9	53	0	20	32
2020-21	15-15	464/30.9	74-180	.411	27-66	.409	42-52	.808	9	70	79	5.3	41	0	57	42
TOTAL	44-19	980/22.3	131-340	.385	49-146	.336	61-81	.753	17	117	134	3.0	94	0	77	74

## GAME-BY-GAME STATS

Opponent	Date	gs min		Total		3-Pointers		Free throws		Rebounds							
				fg-fga	pct	3fg-fga	pct	ft-fa	pct	off	def	tot	avg	pf	a	t/o	blk
vs Army West Point	12/02/20	*	33	6-13	.462	1-2	.500	6-8	.750	1	5	6	6.0	2	4	4	0
vs Boston College	12/03/20	*	29	6-9	.667	2-2	1.000	3-3	1.000	0	2	2	4.0	4	6	1	0
STETSON	12/06/20	*	26	3-8	.375	2-4	.500	2-2	1.000	0	2	2	3.3	2	2	0	0
at Florida St.	12/12/20	*	29	7-17	.412	2-7	.286	1-1	1.000	0	8	8	4.5	4	7	3	0
at Vanderbilt	12/30/20	*	33	3-10	.300	1-4	.250	2-4	.500	1	9	10	5.6	4	4	6	0
LSU	01/02/21	*	35	7-12	.583	3-6	.500	2-2	1.000	0	5	5	5.5	4	1	2	0
at Alabama	01/05/21	*	35	4-11	.364	2-4	.500	1-2	.500	2	4	6	5.6	2	6	2	0
KENTUCKY	01/09/21	*	31	2-9	.222	2-5	.400	1-2	.500	1	5	6	5.6	0	3	3	0
OLE MISS	01/12/21	*	28	4-12	.333	1-3	.333	8-8	1.000	2	5	7	5.8	3	3	1	0
at Mississippi St.	01/16/21	*	37	6-17	.353	1-5	.200	1-2	.500	0	2	2	5.4	4	6	4	0
TENNESSEE	01/19/21	*	27	6-11	.545	0-0	.000	0-0	.000	1	3	4	5.3	2	3	3	1
at Georgia	01/23/21	*	39	7-16	.438	2-6	.333	8-10	.800	0	6	6	5.3	1	4	5	0
VANDERBILT	01/27/21	*	23	4-10	.400	3-5	.600	4-4	1.000	1	3	4	5.2	2	2	1	0
at West Virginia	01/30/21	*	23	3-9	.333	3-6	.500	0-0	.000	0	3	3	5.1	3	3	2	0
SOUTH CAROLINA	02/03/21	*	36	6-16	.375	2-7	.286	3-4	.750	0	8	8	5.3	4	3	3	0
Totals			15	464	74-180	.411	27-66	.409	42-52	.808	9	70	79	5.3	41	57	42

Games played: 15  
Minutes/game: 30.9  
Points/game: 14.5  
FG Pct: 41.1  
3FG Pct: 40.9  
FT Pct: 80.8

Rebounds/game: 5.3  
Assists/game: 3.8  
Turnovers/game: 2.8  
Assist/turnover ratio: 1.4  
Steals/game: 1.5  
Blocks/game: 0.1

## GAME HIGHS

### Points

2020-21/Career 24, at Georgia (1/23/21)

### Rebounds

2020-21/Career 10, at Vanderbilt (12/30/20)

### Field Goals

2020-21/Career 7, 3x, last at Georgia (1/23/21)

### Field Goal Attempts

2020-21/Career 17, 2x, last at Miss. State (1/16/21)

### 3-Point Field Goals

2020-21 3, 3x, last at WVU (1/30/21)

Career 3, 5x, last at WVU (1/30/21)

### 3-Point FG Attempts

2020-21 7, 2x, last vs. So. Carolina (2/3/21)

Career 7, 3x, last vs. So. Carolina (2/3/21)

### Free Throws

2020-21/Career 8, 2x, last at Georgia (1/23/21)

### Free Throw Attempts

2020-21/Career 10, at Georgia (1/23/21)

### Assists

2020-21/Career 7, at Florida State (12/12/20)

### Steals

2020-21/Career 5, vs. Army (12/2/20)

### Blocked Shots

2020-21 1, 2x, last vs. Vanderbilt (1/27/21)

Career 1, 4x, last vs. Vanderbilt (1/27/21)

### Minutes Played

2020-21/Career 39, at Georgia (1/23/21)

## MANN VS. ARKANSAS

Opponent	Date	GS	Min	FG	FGA	Pct	3FG	FGA	Pct	FT	FTA	Pct	Off	Def	Tot	PF	FO	A	TO	Blk	Stl	Pts
ARKANSAS	02/18/20		22	3	7	.429	1	4	.250	0	0	.000	0	1	1	2	0	0	0	0	0	7

# #2 SAMSON RUZHENTSEV


FRESHMAN | F | 6-7 | 192 | MOSCOW, RUSSIA | HAMILTON HEIGHTS (TENN.)

## OVERVIEW

- Four-star prospect with length and bouncy athleticism who can score at all three levels.
- One of the best shooters in the 2020 class.
- Represented Russia in the FIBA U18 Euro Championships.
- Averaged 19.3 points and 6.3 rebounds for Hamilton Heights as a senior, helping lead the team to a 28-3 record.
- Helped Hamilton Heights to three straight NACA national championships and a #2 national ranking.

## 2020-21 HIGHLIGHTS

- An outstanding shooter who has worked his way into more minutes as the season has progressed.
- Made his Florida debut in the season-opening win vs. Army and scored his first points on a 3-pointer vs. Stetson.
- Scored eight points in five minutes, including a pair of 3-pointers, against Kentucky, then hit a big 3-pointer as part of five points vs. Ole Miss.



## CAREER STATS

Season	gp-gs	min/avg	Total		3-Point		F-Throws		Rebounds				Scoring			
			fg-fga	pct	fg-fga	pct	ft-fa	pct	off	def	tot	avg	pts	avg		
2020-21	11-0	87/7.9	10-24	.417	7-19	.368	4-5	.800	4	5	9	0.8	31	2.8		
TOTAL	11-0	87/7.9	10-24	.417	7-19	.368	4-5	.800	4	5	9	0.8	31	2.8		

## GAME-BY-GAME STATS

Opponent	Date	gs	min	Total		3-Pointers		Free throws		Rebounds				pf	a	t/o	blk	stl	pts	avg
				fg-fga	pct	3fg-fga	pct	ft-fa	pct	off	def	tot	avg							
vs Army West Point	12/02/20	8	0-1	.000	0-1	.000	0-0	.000	0	0	0	0.0	1	1	0	0	0	0	0	0.0
vs Boston College	12/03/20	4	0-1	.000	0-1	.000	0-0	.000	0	0	0	0.0	0	0	0	0	0	0	0	0.0
STETSON	12/06/20	13	2-6	.333	1-4	.250	0-0	.000	1	1	2	0.7	0	0	1	1	1	1	5	1.7
at Alabama	01/05/21	2	1-1	1.000	1-1	1.000	0-0	.000	0	0	0	0.5	0	0	0	0	0	0	3	2.0
KENTUCKY	01/09/21	5	2-2	1.000	2-2	1.000	2-2	1.000	1	0	1	0.6	0	0	1	0	0	0	8	3.2
OLE MISS	01/12/21	13	2-3	.667	1-2	.500	0-0	.000	0	2	2	0.8	0	0	0	0	0	0	5	3.5
at Mississippi St.	01/16/21	16	1-4	.250	1-3	.333	0-0	.000	1	1	2	1.0	0	0	0	0	0	0	3	3.4
TENNESSEE	01/19/21	7	0-1	.000	0-1	.000	0-0	.000	0	0	0	0.9	1	0	1	0	0	0	0	3.0
VANDERBILT	01/27/21	6	2-3	.667	1-2	.500	0-0	.000	1	1	2	1.0	1	0	1	0	0	0	5	3.2
at West Virginia	01/30/21	6	0-0	.000	0-0	.000	2-3	.667	0	0	0	0.9	2	0	0	0	0	0	2	3.1
SOUTH CAROLINA	02/03/21	7	0-2	.000	0-2	.000	0-0	.000	0	0	0	0.8	0	0	0	0	0	0	0	2.8
Totals		0	87	10-24	.417	7-19	.368	4-5	.800	4	5	9	0.8	5	1	4	1	1	31	2.8

Games played: 11  
Minutes/game: 7.9  
Points/game: 2.8  
FG Pct: 41.7  
3FG Pct: 36.8  
FT Pct: 80.0

Rebounds/game: 0.8  
Assists/game: 0.1  
Turnovers/game: 0.4  
Assist/turnover ratio: 0.3  
Steals/game: 0.1  
Blocks/game: 0.1

## GAME HIGHS

### Points

2020-21/Career 8, vs. Kentucky (1/9/21)

### Rebounds

2020-21/Career 2, 4x, last vs. Vanderbilt (1/27/21)

### Field Goals

2020-21/Career 2, 4x, last vs. Vanderbilt (1/27/21)

### Field Goal Attempts

2020-21/Career 6, vs. Stetson (12/6/20)

### 3-Point Field Goals

2020-21/Career 2, vs. Kentucky (1/9/21)

### 3-Point FG Attempts

2020-21/Career 4, vs. Stetson (12/6/20)

### Free Throws

2020-21/Career 2, 2x, last at WVU (1/30/21)

### Free Throw Attempts

2020-21/Career 3, at WVU (1/30/21)

### Assists

2020-21/Career 1, vs. Army (12/2/20)

### Steals

2020-21/Career 1, vs. Stetson (12/6/20)

### Blocked Shots

2020-21/Career 1, vs. Stetson (12/6/20)

### Minutes Played

2020-21/Career 16, at Miss. State (1/16/21)

# #4 ANTHONY DURUJI

JUNIOR | F | 6-7 | 220 | GERMANTOWN, MD. | LOUISIANA TECH

## OVERVIEW

- Versatile four-man with the ability to play above the rim or step out and shoot from the perimeter.
- Played in 65 games with 52 starts over two seasons at Louisiana Tech, averaging 9.7 points and 5.1 rebounds to go along with 85 blocked shots.
- Earned 2018 Conference USA Freshman of the Year honors and followed that up by starting all 33 games as a sophomore and posting 12.2 points and 6.2 rebounds per game.

## 2020-21 HIGHLIGHTS

- Moved into the starting lineup in the win at Vanderbilt and responded with 11 points, five rebounds and three blockes shots. Duruji made an immediate impact, scoring the Gators' first five points of the game.
- Had his most impactful game as a Gator in the win vs. LSU, tallying 16 points and a team-leading seven rebounds.
- Led Florida in scoring for the first time with 15 points vs. Kentucky.
- Made his Florida debut in the win vs. Army, then scored his first basket vs. BC on a fastbreak alley-oop dunk from Tyree Appleby.



## CAREER STATS

		Total		3-Point		F-Throws		Rebounds												Scoring	
Season	gp-gs	min/avg	fg-fga	pct	fg-fga	pct	ft-fa	pct	off	def	tot	avg	pf	fo	ast	to	blk	stl	pts	avg	
2017-18*	32-19	683/21.3	82-182	.451	28-71	.394	37-62	.597	36	95	131	4.1	77	2	26	38	45	12	229	7.2	
2018-19*	33-33	988/29.9	144-308	.468	41-121	.339	74-110	.673	48	155	203	6.2	83	1	31	55	10	31	403	12.2	
2020-21	15-8	299/19.9	35-84	.417	9-32	.281	8-14	.571	23	33	56	3.7	37	1	9	17	7	8	87	5.8	
TOTAL	15-8	299/19.9	35-84	.417	9-32	.281	8-14	.571	23	33	56	3.7	37	1	9	17	7	8	87	5.8	
All*	80-60	1970/24.6	261-574	.455	78-224	.348	119-186	.640	107	283	390	4.9	197	4	66	110	62	51	719	9.0	

\* Statistics from prior team/school

## GAME-BY-GAME STATS

Opponent	Date	gs	min	Total		3-Pointers		Free throws		Rebounds				pf	a	t/o	blk	stl	pts	avg
				fg-fga	pct	3fg-fga	pct	ft-fa	pct	off	def	tot	avg							
vs Army West Point	12/02/20		13	0-3	.000	0-2	.000	0-2	.000	1	3	4	4.0	1	0	1	0	0	0.0	
vs Boston College	12/03/20		13	1-6	.167	0-2	.000	0-0	.000	0	2	2	3.0	3	0	0	0	1	2	1.0
STETSON	12/06/20		5	1-2	.500	0-1	.000	0-0	.000	1	2	3	3.0	5	0	0	0	0	2	1.3
at Florida St.	12/12/20		13	0-1	.000	0-0	.000	1-2	.500	0	1	1	2.5	3	1	0	0	0	1	1.3
at Vanderbilt	12/30/20	*	27	4-5	.800	1-1	1.000	2-2	1.000	1	4	5	3.0	4	0	1	3	2	11	3.2
LSU	01/02/21	*	34	6-12	.500	2-5	.400	2-2	1.000	6	1	7	3.7	3	1	3	0	0	16	5.3
at Alabama	01/05/21	*	30	3-11	.273	1-3	.333	1-2	.500	3	3	6	4.0	1	1	1	0	2	8	5.7
KENTUCKY	01/09/21	*	29	6-13	.462	2-5	.400	1-2	.500	2	1	3	3.9	1	0	1	0	0	15	6.9
OLE MISS	01/12/21	*	39	1-7	.143	1-3	.333	0-0	.000	2	4	6	4.1	1	1	1	1	1	3	6.4
at Mississippi St.	01/16/21	*	16	2-4	.500	0-2	.000	0-0	.000	0	3	3	4.0	4	0	1	0	0	4	6.2
TENNESSEE	01/19/21	*	17	2-4	.500	1-2	.500	0-0	.000	0	3	3	3.9	3	1	3	0	1	5	6.1
at Georgia	01/23/21	*	21	3-6	.500	0-1	.000	0-0	.000	4	2	6	4.1	3	2	1	1	0	6	6.1
VANDERBILT	01/27/21		7	2-3	.667	1-2	.500	0-0	.000	0	2	2	3.9	2	1	1	1	0	5	6.0
at West Virginia	01/30/21		21	1-3	.333	0-2	.000	1-2	.500	1	2	3	3.9	2	0	1	0	0	3	5.8
SOUTH CAROLINA	02/03/21		14	3-4	.750	0-1	.000	0-0	.000	2	0	2	3.7	1	1	2	1	1	6	5.8
Totals		8	299	35-84	.417	9-32	.281	8-14	.571	23	33	56	3.7	37	9	17	7	8	87	5.8

Games played: 15  
Minutes/game: 19.9  
Points/game: 5.8  
FG Pct: 41.7  
3FG Pct: 28.1  
FT Pct: 57.1

Rebounds/game: 3.7  
Assists/game: 0.6  
Turnovers/game: 1.1  
Assist/turnover ratio: 0.5  
Steals/game: 0.5  
Blocks/game: 0.5

## HONORS

- 2018 C-USA All-Freshman Team
- C-USA Freshman of the Week (1/22/18)

## GAME HIGHS

### Points

2020-21/UF	16, vs. LSU (1/2/21)
Career	25, vs. North Texas (1/18/18)

### Rebounds

2020-21/UF	7, vs. LSU (1/2/21)
Career	14, at FIU (2/2/19)

### Field Goals

2020-21/UF	6, 2x, last vs. Kentucky (1/9/21)
Career	9, vs. Southern Miss (12/29/18)

### Field Goal Attempts

2020-21/UF	13, vs. Kentucky (1/9/21)
Career	15, vs. UAB (11/16/18)

### 3-Point Field Goals

2020-21/UF	2, 2x, last vs. Kentucky (1/9/21)
Career	4, 3x, last vs. So. Miss (12/29/18)

### 3-Point FG Attempts

2020-21/UF	5, 2x, last vs. Kentucky (1/9/21)
Career	7, 2x, last at ODU (1/17/19)

### Free Throws

2020-21/UF	2, 2x, last vs. LSU (1/2/21)
Career	7, vs. Texas A&M-CC (12/22/18)

### Free Throw Attempts

2020-21/UF	2, 7x, last at WVU (1/30/21)
Career	11, vs. Texas A&M-CC (12/22/18)

### Assists

2020-21/UF	2, at Georgia (1/23/21)
Career	4, vs. Rice (1/20/18)

### Steals

2020-21/UF	2, 2x, last at Alabama (1/5/21)
Career	4, at Florida Atlantic (3/6/19)

### Blocked Shots

2020-21/UF	3, at Vanderbilt (12/30/20)
Career	4, 2x, last vs. UTEP (2/14/19)

### Minutes Played

2020-21/UF	39, vs. Ole Miss (1/12/21)
Career	39, 2x, last vs. Ole Miss (1/12/21)

# #5 OMAR PAYNE

SOPHOMORE | F | 6-10 | 230 | KISSIMMEE, FLA. | MONTVERDE ACADEMY

## OVERVIEW

- Averaged 3.8 points and 3.7 rebounds in 30 games with seven starts during his freshman campaign.
- Posted a double-double in the win vs. No. 4 Auburn with 19 points and 11 rebounds. Payne shot 9-for-9 from the field in the win, one of two SEC players since 2000 to shoot 1.000 with nine-plus field goals in a conference game.
- Boasts a 7-foot-5.5 wingspan that enables his shot-blocking and finishing at the rim.

## 2020-21 HIGHLIGHTS

- Made his first start of the season vs. Tennessee and took advantage of the opportunity, posting nine points, nine rebounds and a career-high five blocked shots.
- Had a double-figure outing with 10 points on 5-for-6 shooting vs. Boston College, then followed it up with a three-block game vs. Stetson.



## CAREER STATS

Season	gp-gs	min/avg	Total		3-Point		F-Throws		Rebounds				Scoring			
			fg-fga	pct	fg-fga	pct	ft-fa	pct	off	def	tot	avg	pts	avg	pf	fo
2019-20	30-7	453/15.1	51-83	.614	0-0	.000	13-35	.371	54	53	107	3.6	115	3.8	1	7
2020-21	15-5	253/16.9	30-40	.750	0-0	.000	7-16	.438	24	32	56	3.7	67	4.5	0	5
TOTAL	45-12	706/15.7	81-123	.659	0-0	.000	20-51	.392	78	85	163	3.6	182	4.0	1	12

## GAME-BY-GAME STATS

Opponent	Date	gs	min	Total		3-Pointers		Free throws		Rebounds				pf	a	t/o	blk	stl	pts	avg	
				fg-fga	pct	3fg-fga	pct	ft-fa	pct	off	def	tot	avg								
vs Army West Point	12/02/20		18	1-1	1.000	0-0	.000	0-2	.000	0	4	4	4.0	3	0	0	1	1	2	2.0	
vs Boston College	12/03/20		17	5-6	.833	0-0	.000	0-0	.000	1	0	1	2.5	3	1	2	1	1	10	6.0	
STETSON	12/06/20		20	2-4	.500	0-0	.000	0-0	.000	2	3	5	3.3	2	2	3	3	0	4	5.3	
at Florida St.	12/12/20		16	1-2	.500	0-0	.000	0-0	.000	1	1	2	3.0	3	0	0	3	0	2	4.5	
at Vanderbilt	12/30/20		10	1-1	1.000	0-0	.000	2-4	.500	1	0	1	2.6	1	0	1	0	0	4	4.4	
LSU	01/02/21		18	0-1	.000	0-0	.000	2-2	1.000	1	3	4	2.8	4	0	0	1	0	2	4.0	
at Alabama	01/05/21		10	1-1	1.000	0-0	.000	0-0	.000	0	1	1	2.6	3	0	1	1	1	2	3.7	
KENTUCKY	01/09/21		16	0-1	.000	0-0	.000	2-4	.500	3	3	6	3.0	4	1	2	1	0	2	3.5	
OLE MISS	01/12/21		7	1-1	1.000	0-0	.000	0-0	.000	0	1	1	2.8	0	0	0	1	0	2	3.3	
at Mississippi St.	01/16/21		8	2-3	.667	0-0	.000	0-0	.000	2	1	3	2.8	3	0	1	1	0	4	3.4	
TENNESSEE	01/19/21	*	27	4-5	.800	0-0	.000	1-2	.500	5	4	9	3.4	1	1	0	5	0	9	3.9	
at Georgia	01/23/21	*	26	5-5	1.000	0-0	.000	0-0	.000	4	5	9	3.8	3	0	0	2	1	10	4.4	
VANDERBILT	01/27/21	*	21	0-1	.000	0-0	.000	0-0	.000	1	2	3	3.8	4	0	2	1	0	0	4.1	
at West Virginia	01/30/21	*	15	2-3	.667	0-0	.000	0-0	.000	2	1	3	3.7	3	0	0	0	0	4	4.1	
SOUTH CAROLINA	02/03/21	*	24	5-5	1.000	0-0	.000	0-2	.000	1	3	4	3.7	4	0	0	2	0	10	4.5	
Totals			5	253	30-40	.750	0-0	.000	7-16	.438	24	32	56	3.7	41	5	12	23	4	67	4.5

Games played: 15  
Minutes/game: 16.9  
Points/game: 4.5  
FG Pct: 75.0  
FT Pct: 43.8

Rebounds/game: 3.7  
Assists/game: 0.3  
Turnovers/game: 0.8  
Assist/turnover ratio: 0.4  
Steals/game: 0.3  
Blocks/game: 1.5

## GAME HIGHS

**Points**  
2020-21 10, 3x, last vs. S. Carolina (2/3/21)  
Career 19, vs. Auburn (1/18/20)

**Rebounds**  
2020-21 9, 2x, last at Georgia (1/23/21)  
Career 11, vs. Auburn (1/18/20)

**Field Goals**  
2020-21 5, 3x, last vs. So. Carolina (2/3/21)  
Career 9, vs. Auburn (1/18/20)

**Field Goal Attempts**  
2020-21 6, vs. BC (12/3/20)  
Career 9, vs. Auburn (1/18/20)

**3-Point Field Goals**  
2020-21/Career ---

**3-Point FG Attempts**  
2020-21/Career ---

**Free Throws**  
2020-21 2, 3x, last vs. Kentucky (1/9/21)  
Career 2, 6x, last vs. Kentucky (1/9/21)

**Free Throw Attempts**  
2020-21 4, 2x, last vs. Kentucky (1/9/21)  
Career 5, 2x, last vs. Vanderbilt (2/15/20)

**Assists**  
2020-21 2, vs. Stetson (12/6/20)  
Career 2, 2x, last vs. Stetson (12/6/20)

**Steals**  
2020-21 1, 4x, last at Georgia (1/23/21)  
Career 2, 2x, last vs. Ole Miss (1/14/20)

**Blocked Shots**  
2020-21/Career 5, vs. Tennessee (1/19/21)

**Minutes Played**  
2020-21 27, vs. Tennessee (1/19/21)  
Career 32, vs. Auburn (1/18/20)

## PAYNE VS. ARKANSAS

Opponent	Date	GS	Min	FG	FGA	Pct	3FG	FGA	Pct	FT	FTA	Pct	Off	Def	Tot	PF	FO	A	TO	Blk	Stl	Pts
ARKANSAS	02/18/20		12	0	2	.000	0	0	.000	1	2	.500	1	0	1	1	0	0	0	2	1	1

# #10 NOAH LOCKE

JUNIOR | G | 6-3 | 203 | BALTIMORE, MD. | McDONOGH SCHOOL

## OVERVIEW

- Has averaged 10.0 points with a .373 3-point field goal percentage in 67 career appearances.
- An elite shooter who set Florida's freshman record with 81 made 3-pointers, then followed that up with 79 made 3-pointers in the shortened 2019-20 campaign.
- Possesses a 6-foot-8 wingspan and is a dangerous shooter both off the dribble and in catch-and-shoot situations.
- Locke shot .481 from 3-point range in SEC play in 2019-20, tied for the highest in league play by an SEC player with 50+ makes since 1996 (John Jenkins, Vanderbilt).

## 2020-21 HIGHLIGHTS

- Florida's active career leader in games started and a top-10 3-point shooter in program history, Locke brings a wealth of experience, toughness and shots made to the Gators' backcourt.
- Scored 19 in the win at #11 West Virginia, including 4-for-7 from 3-point range. His two 3-pointers in a 34-second span put UF ahead, 59-58, at the 13:50 mark in the second half after trailing by seven early in the half.
- Hit the go-ahead 3-pointer in the comeback win vs. Ole Miss, part of a 14-0 Florida run to close out the game. Locke scored 10 of his 15 points in the second half.
- Notched his 10th career game with five-plus made 3-pointers, hitting five of six attempts, including four in a five-minute span during the second half.



## CAREER STATS

Season	gp-gs	min/avg	Total		3-Point		F-Throws		Rebounds				Scoring			
			fg-fga	pct	fg-fga	pct	ft-fa	pct	off	def	tot	avg	pts	avg	pts	avg
2018-19	36-26	913/25.4	113-301	.375	81-214	.379	31-40	.775	22	60	82	2.3	48	0	21	13
2019-20	31-29	922/29.7	115-268	.429	79-183	.432	20-28	.714	7	71	78	2.5	30	0	22	23
2020-21	15-14	443/29.5	59-140	.421	37-88	.420	18-24	.750	8	31	39	2.6	26	0	13	16
TOTAL	82-69	2278/27.8	287-709	.405	197-485	.406	69-92	.750	37	162	199	2.4	104	0	56	52

## GAME-BY-GAME STATS

Opponent	Date	gs	min	Total		3-Pointers		Free throws		Rebounds				pf	a	t/o	blk	stl	pts	avg	
				fg-fga	pct	3fg-fga	pct	ft-fa	pct	off	def	tot	avg								
vs Army West Point	12/02/20	*	29	2-8	.250	1-3	.333	2-2	1.000	1	2	3	3.0	2	0	0	1	1	7	7.0	
vs Boston College	12/03/20	*	25	5-12	.417	2-7	.286	0-0	.000	0	3	3	3.0	1	1	0	0	0	12	9.5	
STETSON	12/06/20	*	16	5-7	.714	5-6	.833	0-0	.000	0	1	1	2.3	3	0	0	0	1	15	11.3	
at Florida St.	12/12/20	*	24	2-6	.333	2-5	.400	2-2	1.000	0	0	0	1.8	2	1	3	0	0	8	10.5	
at Vanderbilt	12/30/20	*	29	4-6	.667	2-3	.667	0-1	.000	0	2	2	1.8	2	1	2	2	1	10	10.4	
LSU	01/02/21	*	26	3-9	.333	0-5	.000	0-1	.000	0	3	3	2.0	2	0	1	0	2	6	9.7	
at Alabama	01/05/21	*	30	4-11	.364	3-6	.500	0-1	.000	1	1	2	2.0	2	0	1	0	0	11	9.9	
KENTUCKY	01/09/21		23	2-7	.286	1-4	.250	0-0	.000	1	0	1	1.9	0	2	0	0	0	5	9.3	
OLE MISS	01/12/21	*	38	4-8	.500	3-6	.500	4-4	1.000	1	3	4	2.1	2	0	1	0	0	15	9.9	
at Mississippi St.	01/16/21	*	39	3-10	.300	2-6	.333	0-0	.000	1	1	2	2.1	1	1	0	0	2	8	9.7	
TENNESSEE	01/19/21	*	35	5-13	.385	2-6	.333	2-3	.667	1	2	3	2.2	3	1	1	0	1	14	10.1	
at Georgia	01/23/21	*	37	6-12	.500	4-10	.400	0-0	.000	0	2	2	2.2	2	2	2	0	2	16	10.6	
VANDERBILT	01/27/21	*	35	4-12	.333	3-7	.429	1-2	.500	1	4	5	2.4	1	1	2	0	1	12	10.7	
at West Virginia	01/30/21	*	26	5-10	.500	4-7	.571	5-6	.833	0	5	5	2.6	3	1	1	0	1	19	11.3	
SOUTH CAROLINA	02/03/21	*	31	5-9	.556	3-7	.429	2-2	1.000	1	2	3	2.6	0	2	2	1	0	15	11.5	
Totals			14	443	59-140	.421	37-88	.420	18-24	.750	8	31	39	2.6	26	13	16	4	12	173	11.5

Games played: 15  
Minutes/game: 29.5  
Points/game: 11.5  
FG Pct: 42.1  
3FG Pct: 42.0  
FT Pct: 75.0

Rebounds/game: 2.6  
Assists/game: 0.9  
Turnovers/game: 1.1  
Assist/turnover ratio: 0.8  
Steals/game: 0.8  
Blocks/game: 0.3

## GAME HIGHS

### Points

2020-21	19, at WVU (1/30/21)
Career	27, vs. Texas A&M (1/22/19)

### Rebounds

2020-21	5, 2x, last at WVU (1/30/21)
Career	10, vs. LBSU (12/28/19)

### Field Goals

2020-21	6, at Georgia (1/23/21)
Career	9, vs. Texas A&M (1/22/19)

### Field Goal Attempts

2020-21	13, vs. Tennessee (1/19/21)
Career	18, vs. Texas A&M (1/22/19)

### 3-Point Field Goals

2020-21	5, vs. Stetson (12/6/20)
Career	7, vs. Texas A&M (1/22/19)

### 3-Point FG Attempts

2020-21	10, at Georgia (1/23/21)
Career	15, vs. South Carolina (1/5/19)

### Free Throws

2020-21	5, at WVU (1/30/21)
Career	5, 2x, last at WVU (1/30/21)

### Free Throw Attempts

2020-21	6, at WVU (1/30/21)
Career	7, vs. Alabama (1/4/20)

### Assists

2020-21	2, 3x, last vs. So. Carolina (2/3/21)
Career	3, 3x, last at Vanderbilt (2/1/20)

### Steals

2020-21	2, 3x, last at Georgia (1/23/21)
Career	4, vs. Xavier (11/24/19)

### Blocked Shots

2020-21/Career	2, at Vanderbilt (12/30/20)
----------------	-----------------------------

### Minutes Played

2020-21	39, at Miss. State (1/16/21)
Career	45, vs. Alabama (1/4/20)

## LOCKE VS. ARKANSAS (7.7 PPG, 3.3 RPG)

Opponent	Date	GS	Min	FG	FGA	Pct	3FG	FGA	Pct	FT	FTA	Pct	Off	Def	Tot	PF	FO	A	TO	Blk	Stl	Pts
at Arkansas	1/9/19	*	25	4	8	.500	2	5	.400	0	0	.000	2	3	5	4	0	1	1	0	1	10
vs Arkansas	3/14/19		24	1	9	.111	0	3	.000	0	0	.000	3	1	4	1	0	1	1	0	3	2
ARKANSAS	02/18/20	*	30	4	6	.667	3	4	.750	0	0	.000	0	1	1	2	0	1	2	0	1	11
Totals	3 Games	2	79	9	23	.391	5	12	.417	0	0	.000	5	5	10	7	0	3	4	0	5	23

# #11 KEYONTAE JOHNSON

JUNIOR | F | 6-5 | 229 | NORFOLK, VA. | OAK HILL ACADEMY

## OVERVIEW

- Averaged 10.8 points and 6.7 rebounds in 67 games throughout his first two seasons at Florida, totaling 725 points and 450 rebounds.
- Earned All-SEC honors in his sophomore campaign after leading the Gators with 14.0 points per game.
- Enters the 2020-21 campaign with 12 career double-doubles and seven 20-point games. Three of his double-doubles have been 20-point, 10-rebound performances, including 25 points and 11 rebounds in Florida's 2020 win vs. LSU.
- Was the Gators' leading or co-leading scorer in 15 of the team's 31 games last season.

## 2020-21 HIGHLIGHTS

- The team's leading scorer last season and preseason SEC Player of the Year, Johnson will make his impact felt from the sideline for the rest of this season after his medical emergency at Florida State.
- Had a monster 24-point, 12-rebounds game vs. Boston College, the eighth Gator in the Donovan/White Era to go for 24 and 12, joining Kerry Blackshear, Erik Murphy, Marreese Speights, Joakim Noah, David Lee, Matt Bonner and Greg Stolt.
- Opened the season with a strong 16-point performance vs. Army despite battling foul trouble.



## CAREER STATS

Season			Total		3-Point		F-Throws		Rebounds				Scoring							
	gp-gs	min/avg	fg-fga	pct	fg-fga	pct	ft-fla	pct	off	def	tot	avg	pf	fo	ast	to	blk	stl	pts	avg
2018-19	36-20	855/23.8	111-236	.470	23-63	.365	45-70	.643	68	161	229	6.4	84	2	45	48	12	38	290	8.1
2019-20	31-31	970/31.3	166-305	.544	30-79	.380	73-95	.768	54	167	221	7.1	88	0	49	53	10	38	435	14.0
2020-21	4-4	81/20.3	25-39	.641	3-7	.429	11-14	.786	2	16	18	4.5	6	0	5	11	0	4	64	16.0
TOTAL	71-55	1906/26.8	302-580	.521	56-149	.376	129-179	.721	124	344	468	6.6	178	2	99	112	22	80	789	11.1

## GAME-BY-GAME STATS

Opponent	Date	gs	min	Total		3-Pointers		Free throws		Rebounds				pf	a	t/o	blk	stl	pts	avg	
				fg-fga	pct	3fg-fga	pct	ft-fa	pct	off	def	tot	avg								
vs Army West Point	12/02/20	*	28	6-10	.600	1-3	.333	3-6	.500	0	3	3	3.0	4	2	5	0	2	16	16.0	
vs Boston College	12/03/20	*	27	10-13	.769	2-3	.667	2-2	1.000	0	12	12	7.5	2	1	4	0	1	24	20.0	
STETSON	12/06/20	*	22	7-13	.538	0-0	.000	5-5	1.000	2	1	3	6.0	0	2	2	0	1	19	19.7	
at Florida St.	12/12/20	*	4	2-3	.667	0-1	.000	1-1	1.000	0	0	0	4.5	0	0	0	0	0	5	16.0	
Totals			4	81	25-39	.641	3-7	.429	11-14	.786	2	16	18	4.5	6	5	11	0	4	64	16.0

Games played: 4  
Minutes/game: 20.3  
Points/game: 16.0  
FG Pct: 64.1  
3FG Pct: 42.9  
FT Pct: 78.6

Rebounds/game: 4.5  
Assists/game: 1.3  
Turnovers/game: 2.8  
Assist/turnover ratio: 0.5  
Steals/game: 1.0

## HONORS

- 2020-21 Preseason SEC Player of the Year (Media)
- 2020-21 Preseason All-SEC (Media 1st Team)
- 2019-20 All-SEC (Coaches 1st Team, AP 2nd Team)
- 2019 Charleston Classic MVP
- SEC Player of the Week (11/25/19)
- 2019 Basketball Hall of Fame Invitational MVP

## GAME HIGHS

### Points

2020-21 24, vs. BC (12/3/20)  
Career 25, vs. LSU (2/26/20)

### Rebounds

2020-21 12, vs. BC (12/3/20)  
Career 13, at Alabama (2/16/19)

### Field Goals

2020-21 10, vs. BC (12/3/20)  
Career 11, vs. LSU (2/26/20)

### Field Goal Attempts

2020-21 13, 2x, last vs. Stetson (12/6/20)  
Career 17, vs. Baylor (1/25/20)

### 3-Point Field Goals

2020-21 2, vs. BC (12/3/20)  
Career 3, 3x, last at LSU (1/21/20)

### 3-Point FG Attempts

2020-21 3, 2x, last vs. BC (12/3/20)  
Career 6, at LSU (1/21/20)

### Free Throws

2020-21 5, vs. Stetson (12/6/20)  
Career 15, vs. Arkansas (2/18/20)

### Free Throw Attempts

2020-21 6, vs. Army (12/2/20)  
Career 17, vs. Arkansas (2/18/20)

### Assists

2020-21 2, 2x, last vs. Stetson (12/6/20)  
Career 6, at Texas A&M (2/12/20)

### Steals

2020-21 2, vs. Army (12/2/20)  
Career 4, 4x, last vs. Providence (12/17/19)

### Blocked Shots

2020-21 ---  
Career 3, at Missouri (1/11/20)

### Minutes Played

2020-21 27, 2x, last vs. BC (12/3/20)  
Career 39, 2x, last at Georgia (3/4/20)

## JOHNSON VS. ARKANSAS (14.7 PPG, 8.3 RPG)

Opponent	Date	GS	Min	FG	FGA	Pct	3FG	FGA	Pct	FT	FTA	Pct	Off	Def	Tot	PF	FO	A	TO	Blk	Stl	Pts
at Arkansas	1/9/19		12	0	2	.000	0	0	.000	0	0	.000	0	3	3	2	0	1	0	0	0	0
vs Arkansas	3/14/19	*	32	8	14	.571	3	5	.600	1	5	.200	6	6	12	3	0	0	1	0	0	20
ARKANSAS	02/18/20	*	30	4	7	.571	1	3	.333	15	17	.882	2	8	10	4	0	0	1	0	1	24
Totals	3 Games	2	74	12	23	.522	4	8	.500	16	22	.727	8	17	25	9	0	1	2	0	1	44

# #12 COLIN CASTLETON

JUNIOR | F | 6-11 | 231 | DELAND, FLA. | MICHIGAN

## OVERVIEW


- A versatile big man who loves to defend and shot-block.
- Averaged 2.3 points and 1.8 rebounds in 44 appearances at Michigan, including a second-round 2019 NCAA Tournament game vs. the Gators.
- Florida native who the Gators recruited out of high school.

## 2020-21 HIGHLIGHTS

- Two-time SEC Player of the Week, the seventh Gator in program history to earn the honor multiple times in a season and just the second frontcourt player to do so, along with Joakim Noah.
- Led Florida to a win at #11 West Virginia with 21 points, seven rebounds and five blocked shots, shooting 9-for-9 from the free throw line. Scored 15 in the second half while helping limit Derek Culver to seven points on 1-for-5 shooting after the break.
- Had a breakout performance in the win at Vanderbilt with 23 points on 11-for-13 shooting, including five dunks. It marked the best field goal percentage performance on the road in SEC league play (10+ makes) in five seasons (Damian Jones, Vanderbilt, .923, 2/23/16 at Florida). His 17

second-half points alone topped his previous career best of 14, set at Michigan (vs. Houston Baptist).

- Followed that up with a 21-point game vs. LSU, including 19 in the second half. Castleton scored the Gators' first 15 points after halftime over a six-minute span.
- Posted 21 points, 10 rebounds and eight blocked shots in the win vs. Ole Miss, including 14 second-half points. He is one of two major conference players (Mo Bamba) to post a 20/10/8 stat line in league action over the past decade.
- Followed up his eight-block outing vs. Ole Miss with six swats at Mississippi State, becoming the first SEC player with six-plus blocks in back-to-back games since LSU's Jordan Mickey on Jan. 14 and 17, 2015.
- He is the only Gator during the Donovan/White era (1996-present) to post 20+ points in three of his first five career SEC games. He is the fifth player to do so over the first five SEC games of any season throughout their career, joining Erving Walker, Taurean Green, Anthony Roberson and Brett Nelson.
- Made his first collegiate start in his Florida debut, logging nine points and a team-best eight rebounds.



## HONORS

- SEC Player of the Week (1/4/21; 2/1/21)

## CAREER STATS

	Total				3-Point		F-Throws			Rebounds				Scoring							
Season	gp-gs	min/avg	fg-fga	pct	fg-fga	pct	ft-fa	pct	off	def	tot	avg	pf	fo	ast	to	blk	stl	pts	avg	
2018-19*	19-0	65/3.4	9-22	.409	0-3	.000	3-9	.333	8	13	21	1.1	14	0	1	5	4	1	21	1.1	
2019-20*	25-0	197/7.9	27-50	.540	0-4	.000	24-29	.828	18	42	60	2.4	19	0	8	13	13	3	78	3.1	
2020-21	14-13	337/24.1	73-120	.608	0-0	.000	39-55	.709	36	43	79	5.6	36	0	14	22	37	5	185	13.2	
TOTAL	14-13	337/24.1	73-120	.608	0-0	.000	39-55	.709	36	43	79	5.6	36	0	14	22	37	5	185	13.2	
All*	58-13	599/10.3	109-192	.568	0-7	.000	66-93	.710	62	98	160	2.8	69	0	23	40	54	9	284	4.9	

## GAME-BY-GAME STATS

Opponent	Date	gs	min	Total		3-Pointers		Free throws		Rebounds				pf	a	t/o	blk	stl	pts	avg
				fg-fga	pct	3fg-fga	pct	ft-fa	pct	off	def	tot	avg							
vs Army West Point	12/02/20	*	21	3-4	.750	0-0	.000	3-4	.750	3	5	8	8.0	3	0	1	1	0	9	9.0
vs Boston College	12/03/20	*	22	1-3	.333	0-0	.000	1-1	1.000	1	1	2	5.0	3	1	1	2	1	3	6.0
STETSON	12/06/20	*	12	3-4	.750	0-0	.000	1-2	.500	0	1	1	3.7	2	0	0	1	0	7	6.3
at Florida St.	12/12/20	*	21	3-4	.750	0-0	.000	1-3	.333	4	3	7	4.5	3	0	1	1	2	7	6.5
at Vanderbilt	12/30/20	*	30	11-13	.846	0-0	.000	1-4	.250	3	2	5	4.6	3	1	0	2	0	23	9.8
LSU	01/02/21	*	19	7-10	.700	0-0	.000	7-7	1.000	3	3	6	4.8	3	0	1	1	0	21	11.7
at Alabama	01/05/21	*	26	6-11	.545	0-0	.000	1-3	.333	4	4	8	5.3	3	1	2	0	0	13	11.9
KENTUCKY	01/09/21	*	24	3-8	.375	0-0	.000	0-0	.000	0	3	3	5.0	2	0	2	1	1	6	11.1
OLE MISS	01/12/21	*	31	6-12	.500	0-0	.000	9-12	.750	5	5	10	5.6	1	3	3	8	0	21	12.2
at Mississippi St.	01/16/21	*	33	7-13	.538	0-0	.000	2-3	.667	2	5	7	5.7	3	2	3	6	0	16	12.6
at Georgia	01/23/21		18	7-9	.778	0-0	.000	0-1	.000	2	1	3	5.5	1	3	2	1	1	14	12.7
VANDERBILT	01/27/21	*	21	6-8	.750	0-0	.000	1-2	.500	2	3	5	5.4	3	1	1	1	0	13	12.8
at West Virginia	01/30/21	*	27	6-9	.667	0-0	.000	9-9	1.000	4	3	7	5.5	4	1	4	5	0	21	13.4
SOUTH CAROLINA	02/03/21	*	32	4-12	.333	0-0	.000	3-4	.750	3	4	7	5.6	2	1	1	7	0	11	13.2
Totals		13	337	73-120	.608	0-0	.000	39-55	.709	36	43	79	5.6	36	14	22	37	5	185	13.2

Games played: 14  
Minutes/game: 24.1  
Points/game: 13.2  
FG Pct: 60.8  
FT Pct: 70.9

Rebounds/game: 5.6  
Assists/game: 1.0  
Turnovers/game: 1.6  
Assist/turnover ratio: 0.6  
Steals/game: 0.4  
Blocks/game: 2.6

## GAME HIGHS

### Points

2020-21/UF/Career 23, at Vanderbilt (12/30/20)

### Rebounds

2020-21/UF/Career 10, vs. Ole Miss (1/12/21)

### Field Goals

2020-21/UF/Career 11, at Vanderbilt (12/30/20)

### Field Goal Attempts

2020-21/UF/Career 13, 2x, last at Miss. State (1/16/21)

### 3-Point Field Goals

2020-21/UF/Career ---

### 3-Point FG Attempts

2020-21/UF ---

Career 1, 7x, last at Ohio State (3/1/20)

### Free Throws

2020-21/UF/Career 9, 2x, last at WVU (1/30/21)

### Free Throw Attempts

2020-21/UF/Career 12, vs. Ole Miss (1/12/21)

### Assists

2020-21/UF 3, 2x, last at Georgia (1/23/21)

Career 3, 3x, last at Georgia (1/23/21)

### Steals

2020-21/UF/Career 2, at Florida State (12/12/20)

### Blocked Shots

2020-21/UF/Career 8, vs. Ole Miss (1/12/21)

### Minutes Played

2020-21/UF/Career 33, at Miss. State (1/16/21)

# #15 OSAYI OSIFO

JUNIOR | F | 6-7 | 225 | BEDWORTH PARK, SOUTH AFRICA | EASTERN FLA. STATE COLLEGE

## OVERVIEW

- Extremely high motor, one of the hardest-playing guys in the country at the junior college level the past two seasons.
- Helped lead Eastern Florida State College to a 22-11 record in 2019-20, averaging 10.6 points and 7.5 rebounds with a .540 field goal percentage.
- Started 10 games as a freshman and averaged 4.4 points and 3.9 rebounds in 2018-19.
- His name means “God made to overcome pressure.”

## 2020-21 HIGHLIGHTS

- Brings energy and toughness to the Gators’ frontcourt.
- Had his best game as a Gator in the win vs. #6 Tennessee, providing solid frontcourt minutes with four points and six rebounds.
- Made his Florida debut in the win vs. Stetson.



## CAREER STATS

Season	gp-gs	min/avg	Total		3-Point		F-Throws		Rebounds				Scoring							
			fg-fga	pct	fg-fga	pct	ft-fga	pct	off	def	tot	avg	pf	fo	ast	to	blk	stl	pts	avg
2020-21	11-0	93/8.5	10-16	.625	0-0	.000	4-7	.571	14	16	30	2.7	21	1	3	8	1	2	24	2.2
TOTAL	11-0	93/8.5	10-16	.625	0-0	.000	4-7	.571	14	16	30	2.7	21	1	3	8	1	2	24	2.2

## GAME-BY-GAME STATS

Opponent	Date	gs	min	Total		3-Pointers		Free throws		Rebounds				pf	a	t/o	blk	stl	pts	avg	
				fg-fga	pct	3fg-fga	pct	ft-fa	pct	off	def	tot	avg								
STETSON	12/06/20		9	0-1	.000	0-0	.000	1-2	.500	2	3	5	5.0	2	0	0	0	0	1	1.0	
at Florida St.	12/12/20		15	0-1	.000	0-0	.000	2-2	1.000	1	2	3	4.0	2	0	1	1	0	2	1.5	
LSU	01/02/21		2	0-0	.000	0-0	.000	0-0	.000	0	1	1	3.0	0	0	0	0	0	0	1.0	
at Alabama	01/05/21		6	1-1	1.000	0-0	.000	1-2	.500	0	0	0	2.3	2	1	0	0	0	3	1.5	
KENTUCKY	01/09/21		4	0-2	.000	0-0	.000	0-0	.000	1	1	2	2.2	0	1	1	0	0	0	1.2	
OLE MISS	01/12/21		2	0-0	.000	0-0	.000	0-0	.000	0	0	0	1.8	1	0	0	0	0	0	1.0	
at Mississippi St.	01/16/21		4	0-2	.000	0-0	.000	0-0	.000	0	1	1	1.7	0	0	0	0	0	0	0.9	
TENNESSEE	01/19/21		12	2-2	1.000	0-0	.000	0-0	.000	4	2	6	2.3	4	1	1	0	0	4	1.3	
at Georgia	01/23/21		15	3-3	1.000	0-0	.000	0-0	.000	3	2	5	2.6	5	0	2	0	0	6	1.8	
VANDERBILT	01/27/21		11	2-2	1.000	0-0	.000	0-0	.000	2	1	3	2.6	4	0	2	0	2	4	2.0	
at West Virginia	01/30/21		13	2-2	1.000	0-0	.000	0-1	.000	1	3	4	2.7	1	0	1	0	0	4	2.2	
Totals			0	93	10-16	.625	0-0	.000	4-7	.571	14	16	30	2.7	21	3	8	1	2	24	2.2

Games played: 11  
Minutes/game: 8.5  
Points/game: 2.2  
FG Pct: 62.5  
FT Pct: 57.1

Rebounds/game: 2.7  
Assists/game: 0.3  
Turnovers/game: 0.7  
Assist/turnover ratio: 0.4  
Steals/game: 0.2  
Blocks/game: 0.1

## GAME HIGHS

Points	2020-21/Career	6, at Georgia (1/23/21)
Rebounds	2020-21/Career	6, vs. Tennessee (1/19/21)
Field Goals	2020-21/Career	3, at Georgia (1/23/21)
Field Goal Attempts	2020-21/Career	3, at Georgia (1/23/21)
3-Point Field Goals	2020-21/Career	---
3-Point FG Attempts	2020-21/Career	---
Free Throws	2020-21/Career	2, at Florida St. (12/12/20)
Free Throw Attempts	2020-21/Career	2, 3x, last at Alabama (1/5/21)
Assists	2020-21/Career	1, 3x, last vs. Tennessee (1/19/21)
Steals	2020-21/Career	2, vs. Vanderbilt (1/27/21)
Blocked Shots	2020-21/Career	1, at Florida St. (12/12/20)
Minutes Played	2020-21/Career	16, at Georgia (1/23/21)

# #22 TYREE APPLEBY

JUNIOR | G | 6-1 | 170 | JACKSONVILLE, ARK. | CLEVELAND STATE

## OVERVIEW

- High-scoring point guard who earned All-Horizon League honors as a sophomore.
- Scored 899 points (14.3) and dished 297 assists (4.7) in 63 games at Cleveland State.
- Improved his 3-point shooting percentage and volume in his sophomore year, shooting .389 (74-for-190) in 2018-19 after a .324 (36-for-111) clip his freshman season.
- Scored 20+ points 14 times at CSU and posted one triple-double, tallying 19 points, 11 rebounds and 11 assists vs. UW-Milwaukee.

## 2020-21 HIGHLIGHTS

- A speedy veteran points guard who moved into the starting lineup on Jan. 9 vs. Kentucky.
- Has come up big in both of the Gators' wins vs. ranked opponents, dishing

a season-best seven assists in both games while tallying 13 points vs. #6 Tennessee and 12 at #11 West Virginia.

- Posted his first 20-point game as a Gator at Mississippi State, including a perfect 11-for-11 performance from the free throw line, the most made free throws without a miss by a Florida player since KeVaughn Allen hit all 11 attempts vs. Gonzaga on Nov. 24, 2017.
- Gave the Gators a spark in his Florida debut, scoring all 15 of his points in the second half in the win over Army.
- Had another double-figure scoring outing at Vanderbilt with 13 points in the Florida win.
- Led the Gators with 18 points at Alabama, including 16 in the second half.
- Picked the opposing guard's pocket vs. Stetson and left the fastbreak alley-oop off the glass for Scottie Lewis, earning #6 on SportsCenter's Top 10 plays.



## HONORS

- 2019 All-Horizon League (2nd Team)
- 2018 Horizon League All-Tournament Team
- 2018 Horizon League All-Freshman Team

## CAREER STATS

			Total		3-Point		F-Throws		Rebounds											Scoring	
Season	gp-gs	min/avg	fg-fga	pct	fg-fga	pct	ft-fa	pct	off	def	tot	avg	pf	fo	ast	to	blk	stl	pts	avg	
2017-18*	34-25	874/25.7	129-292	.442	36-111	.324	106-148	.716	17	65	82	2.4	68	0	135	115	8	44	400	11.8	
2018-19*	29-29	885/30.5	147-350	.420	74-190	.389	131-168	.780	10	98	108	3.7	48	1	162	100	9	42	499	17.2	
2020-21	15-8	415/27.7	47-107	.439	15-41	.366	45-56	.804	3	43	46	3.1	34	0	52	40	3	27	154	10.3	
TOTAL	15-8	415/27.7	47-107	.439	15-41	.366	45-56	.804	3	43	46	3.1	34	0	52	40	3	27	154	10.3	
All*	78-62	2174/27.9	323-749	.431	125-342	.365	282-372	.758	30	206	236	3.0	150	1	349	255	20	113	1053	13.5	

## GAME-BY-GAME STATS

Opponent	Date	gs	min	Total		3-Pointers		Free throws		Rebounds											
				fg-fga	pct	3fg-fga	pct	ft-fa	pct	off	def	tot	avg	pf	a	t/o	blk	stl	pts	avg	
vs Army West Point	12/02/20		22	4-6	.667	1-3	.333	6-7	.857	0	1	1	1.0	3	3	2	0	1	15	15.0	
vs Boston College	12/03/20		20	2-5	.400	0-1	.000	2-2	1.000	0	0	0	0.5	4	3	5	0	2	6	10.5	
STETSON	12/06/20		20	0-2	.000	0-2	.000	2-3	.667	0	2	2	1.0	1	2	1	0	4	2	7.7	
at Florida St.	12/12/20		24	2-7	.286	2-4	.500	0-0	.000	0	2	2	1.3	3	1	5	0	1	6	7.3	
at Vanderbilt	12/30/20		27	4-8	.500	1-3	.333	4-4	1.000	1	3	4	1.8	3	3	0	0	2	13	8.4	
LSU	01/02/21		23	1-3	.333	0-2	.000	0-0	.000	0	3	3	2.0	2	5	5	0	0	2	7.3	
at Alabama	01/05/21		30	6-12	.500	2-4	.500	4-4	1.000	1	4	5	2.4	1	3	3	1	2	18	8.9	
KENTUCKY	01/09/21	*	23	4-9	.444	1-3	.333	1-3	.333	1	1	2	2.4	2	1	3	0	0	10	9.0	
OLE MISS	01/12/21	*	32	2-4	.500	0-0	.000	1-2	.500	0	7	7	2.9	3	2	2	0	2	5	8.6	
at Mississippi St.	01/16/21	*	37	4-7	.571	1-3	.333	11-11	1.000	0	2	2	2.8	2	2	2	0	0	20	9.7	
TENNESSEE	01/19/21	*	27	5-9	.556	2-4	.500	1-2	.500	0	4	4	2.9	2	7	3	0	3	13	10.0	
at Georgia	01/23/21	*	29	5-11	.455	1-1	1.000	3-6	.500	0	3	3	2.9	3	3	1	1	4	14	10.3	
VANDERBILT	01/27/21	*	33	3-6	.500	2-5	.400	4-4	1.000	0	2	2	2.8	2	6	3	1	0	12	10.5	
at West Virginia	01/30/21	*	31	3-9	.333	0-1	.000	6-7	.857	0	5	5	3.0	2	7	3	0	3	12	10.6	
SOUTH CAROLINA	02/03/21	*	37	2-9	.222	2-5	.400	0-1	.000	0	4	4	3.1	1	4	2	0	3	6	10.3	
Totals			8	415	47-107	.439	15-41	.366	45-56	.804	3	43	46	3.1	34	52	40	3	27	154	10.3

Games played: 15  
Minutes/game: 27.7  
Points/game: 10.3  
FG Pct: 43.9  
3FG Pct: 36.6  
FT Pct: 80.4

Rebounds/game: 3.1  
Assists/game: 3.5  
Turnovers/game: 2.7  
Assist/turnover ratio: 1.3  
Steals/game: 1.8  
Blocks/game: 0.2

## GAME HIGHS

### Points

2020-21/UF	20, at Miss. State (1/16/21)
Career	37, vs. Bowling Green (12/5/18)

### Rebounds

2020-21/UF	7, vs. Ole Miss (1/12/21)
Career	11, vs. UW-Milwaukee (2/9/19)

### Field Goals

2020-21/UF	6, at Alabama (1/5/21)
Career	13, vs. Bowling Green (12/5/18)

### Field Goal Attempts

2020-21/UF	12, at Alabama (1/5/21)
Career	20, at UW-Green Bay (1/5/19)

### 3-Point Field Goals

2019-20	2, 5x, last vs. So. Carolina (2/3/21)
Career	7, 2x, last at UW-Mil. (1/3/19)

### 3-Point FG Attempts

2020-21/UF	5, 2x, last vs. So. Carolina (2/3/21)
Career	12, 2x, last at UW-GB (2/7/19)

### Free Throws

2020-21/UF	11, at Miss. State (1/16/21)
Career	12, 2x, last at Ill. State (12/16/18)

### Free Throw Attempts

2020-21/UF	11, at Miss. State (1/16/21)
Career	15, vs. Northern Kentucky (3/3/18)

### Assists

2020-21/UF	7, 2x, last at WVU (1/30/21)
Career	11, 2x, last vs. IUPUI (2/16/19)

### Steals

2020-21/UF	4, 2x, last at Georgia (1/23/21)
Career	4, 4x, last at Georgia (1/23/21)

### Blocked Shots

2020-21/UF	1, 3x, last vs. Vanderbilt (1/27/21)
Career	2, 2x, last vs. No. Ky. (2/3/18)

### Minutes Played

2020-21/UF	37, 2x, last vs. S. Carolina (2/3/21)
Career	38, 2x, last vs. UW-Mil. (2/9/19)

# #23 SCOTTIE LEWIS

SOPHOMORE | G | 6-5 | 189 | HAZLET, N.J. | RANNEY SCHOOL

## OVERVIEW

- Athletic wing with explosive bounce and an exceptional finisher.
- A tenacious defender with an outstanding motor and competitive attitude.
- Averaged 8.5 points per game as a freshman and had 10 double-digit scoring games, including six games with 15+ points.
- Posted a double-double with 15 points and 10 rebounds vs. Alabama, helping the Gators rally from 21 down to defeat the Tide.
- The first guard to lead Florida in blocked shots in a season, totaling 36 in 2019-20.

## 2020-21 HIGHLIGHTS

- Figures to be a major component of the Gators' up-tempo style, particularly in the press.
- Stuffed the box score with 16 points, five rebounds, four assists, two blocked shots and a steal at Vanderbilt.
- Earned his first double-double of the season and second of his career with 10 points and 10 rebounds vs. Stetson to go along with a career-best six assists. Also earned #6 on SportsCenter's Top 10 plays with a fastbreak alley-oop off the glass from Tyree Appleby.
- Matched his career highs with 19 points and three blocked shots at Florida State to go with a personal best 4-for-5 shooting performance from 3-point range.



## CAREER STATS

Season	gp-gs	min/avg	Total		3-Point		F-Throws		Rebounds											Scoring	
			fg-fga	pct	fg-fga	pct	ft-fa	pct	off	def	tot	avg	pf	fo	ast	to	blk	stl	pts	avg	
2019-20	30-22	872/29.1	83-188	.441	22-61	.361	67-82	.817	30	78	108	3.6	67	0	23	34	36	36	255	8.5	
2020-21	11-8	307/27.9	34-72	.472	8-21	.381	30-41	.732	10	33	43	3.9	26	0	23	18	15	18	106	9.6	
TOTAL	41-30	1179/28.8	117-260	.450	30-82	.366	97-123	.789	40	111	151	3.7	93	0	46	52	51	54	361	8.8	

## GAME-BY-GAME STATS

				Total		3-Pointers		Free throws		Rebounds											
Opponent	Date	gs	min	fg-fga	pct	3fg-fga	pct	ft-fa	pct	off	def	tot	avg	pf	a	t/o	blk	stl	pts	avg	
vs Army West Point	12/02/20	*	25	2-3	.667	0-0	.000	4-5	.800	0	2	2	2.0	3	0	1	1	2	8	8.0	
vs Boston College	12/03/20	*	32	4-6	.667	1-1	1.000	5-8	.625	0	5	5	3.5	1	0	3	2	14	11.0		
STETSON	12/06/20	*	24	2-5	.400	0-2	.000	6-6	1.000	4	6	10	5.7	1	6	1	1	1	10	10.7	
at Florida St.	12/12/20	*	39	6-13	.462	4-5	.800	3-5	.600	2	2	4	5.3	3	3	5	3	2	19	12.8	
at Vanderbilt	12/30/20	*	32	5-8	.625	2-4	.500	4-4	1.000	0	5	5	5.2	4	4	1	2	1	16	13.4	
LSU	01/02/21	*	38	5-10	.500	0-3	.000	7-9	.778	2	3	5	5.2	1	2	0	0	2	17	14.0	
at Alabama	01/05/21	*	20	1-6	.167	0-1	.000	0-0	.000	0	1	1	4.6	4	0	3	2	1	2	12.3	
KENTUCKY	01/09/21	*	32	1-4	.250	0-0	.000	0-0	.000	2	1	3	4.4	2	0	1	2	1	2	11.0	
VANDERBILT	01/27/21		28	5-8	.625	0-2	.000	0-2	.000	0	1	1	4.0	2	4	1	0	4	10	10.9	
at West Virginia	01/30/21		24	3-5	.600	1-1	1.000	0-0	.000	0	4	4	4.0	2	2	0	1	1	7	10.5	
SOUTH CAROLINA	02/03/21		13	0-4	.000	0-2	.000	1-2	.500	0	3	3	3.9	3	2	2	1	1	1	9.6	
Totals		8	307	34-72	.472	8-21	.381	30-41	.732	10	33	43	3.9	26	23	18	15	18	106	9.6	

Games played: 11  
Minutes/game: 27.9  
Points/game: 9.6  
FG Pct: 47.2  
3FG Pct: 38.1  
FT Pct: 73.2

Rebounds/game: 3.9  
Assists/game: 2.1  
Turnovers/game: 1.6  
Assist/turnover ratio: 1.3  
Steals/game: 1.6  
Blocks/game: 1.4

## HONORS

- 2019-20 SEC All-Freshman Team
- SEC Freshman of the Week (1/6/20)

## GAME HIGHS

### Points

2020-21	19, at Florida St. (12/12/20)
Career	19, 2x, last at FSU (12/12/20)

### Rebounds

2020-21	10, vs. Stetson (12/6/20)
Career	10, 2x, last vs. Stetson (12/6/20)

### Field Goals

2020-21	6, at Florida St. (12/12/20)
Career	8, vs. LSU (2/26/20)

### Field Goal Attempts

2020-21/Career	13, at Florida St. (12/12/20)
----------------	-------------------------------

### 3-Point Field Goals

2020-21/Career	4, at Florida St. (12/12/20)
----------------	------------------------------

### 3-Point FG Attempts

2020-21	5, at Florida St. (12/12/20)
Career	5, 3x, last at Florida St. (12/12/20)

### Free Throws

2020-21	7, vs. LSU (1/2/21)
Career	8, 2x, last vs. Kentucky (3/7/20)

### Free Throw Attempts

2020-21	9, vs. LSU (1/2/21)
Career	10, vs. Kentucky (3/7/20)

### Assists

2020-21/Career	6, vs. Stetson (12/6/20)
----------------	--------------------------

### Steals

2020-21	4, vs. Vanderbilt (1/27/21)
Career	4, 2x, last vs. Vanderbilt (1/27/21)

### Blocked Shots

2020-21	3, at Florida St. (12/12/20)
Career	3, 5x, last at Florida St. (12/12/20)

### Minutes Played

2020-21/Career	39, 2x, last vs. LSU (1/2/21)
----------------	-------------------------------

## LEWIS VS. ARKANSAS

Opponent	Date	GS	Min	FG	FGA	Pct	3FG	FGA	Pct	FT	FTA	Pct	Off	Def	Tot	PF	FO	A	TO	Blk	Stl	Pts
ARKANSAS	02/18/20	*	38	3	5	.600	1	3	.333	0	0	.000	2	5	7	2	0	1	1	1	2	7

# #33 JASON JITOBOH

SOPHOMORE | C | 6-11 | 285 | ABUJA, NIGERIA | HAMILTON HEIGHTS (TENN.)

## OVERVIEW

- A rim protector with fantastic size and a good feel for the game.
- Has a soft touch around the basket and is a solid passer in the post.
- Appeared in 21 games as a freshman, averaging 1.8 points per game.

## 2020-21 HIGHLIGHTS

- Provides size and depth in the post for the Gators as he competes for a larger role this season.
- Made the most of the opportunity for additional minutes vs. Tennessee, providing energy and a solid interior presence along with a dunk, three rebounds and a blocked shot.
- Chipped in a basket in the win at #11 West Virginia on a drop-step lay-in.



## CAREER STATS

Season	gp-gs	min/avg	Total		3-Point		F-Throws		Rebounds				Scoring			
			fg-fga	pct	fg-fga	pct	ft-fa	pct	off	def	tot	avg	pf	fo	ast	to
2019-20	21-0	133/6.3	15-29	.517	0-0	.000	8-17	.471	13	15	28	1.3	22	0	0	5
2020-21	7-0	31/4.4	2-5	.400	0-0	.000	0-0	.000	1	5	6	0.9	5	0	0	1
TOTAL	28-0	164/5.9	17-34	.500	0-0	.000	8-17	.471	14	20	34	1.2	27	0	0	6

## GAME-BY-GAME STATS

Opponent	Date	gs	min	Total		3-Pointers		Free throws		Rebounds				pf	a	t/o	blk	stl	pts	avg
				fg-fga	pct	3fg-fga	pct	ft-fa	pct	off	def	tot	avg							
vs Boston College	12/03/20	1	0-0	.000	0-0	.000	0-0	.000	0	1	1	1.0	1	0	0	0	0	0	0	0.0
STETSON	12/06/20	4	0-0	.000	0-0	.000	0-0	.000	0	2	2	1.5	0	0	1	0	0	0	0	0.0
at Mississippi St.	01/16/21	2	0-0	.000	0-0	.000	0-0	.000	0	0	0	1.0	0	0	0	0	0	0	0	0.0
TENNESSEE	01/19/21	13	1-3	.333	0-0	.000	0-0	.000	1	2	3	1.5	3	0	0	1	1	2	0.5	0.5
VANDERBILT	01/27/21	5	0-0	.000	0-0	.000	0-0	.000	0	0	0	1.2	0	0	0	0	0	0	0	0.4
at West Virginia	01/30/21	5	1-2	.500	0-0	.000	0-0	.000	0	0	0	1.0	1	0	0	0	0	2	0.7	0.7
SOUTH CAROLINA	02/03/21	1	0-0	.000	0-0	.000	0-0	.000	0	0	0	0.9	0	0	0	0	0	0	0	0.6
Totals		0	31	2-5	.400	0-0	.000	0-0	.000	1	5	6	0.9	5	0	1	1	1	4	0.6

Games played: 7  
Minutes/game: 4.4  
Points/game: 0.6  
FG Pct: 40.0

Rebounds/game: 0.9  
Turnovers/game: 0.1  
Steals/game: 0.1  
Blocks/game: 0.1

## GAME HIGHS

### Points

2020-21 2, 2x, last at WVU (1/30/21)  
Career 6, vs. LSU (2/26/20)

### Rebounds

2020-21 3, vs. Tennessee (1/19/21)  
Career 5, at Tennessee (2/29/20)

### Field Goals

2020-21 1, 2x, last at WVU (1/30/21)  
Career 3, vs. LSU (2/26/20)

### Field Goal Attempts

2020-21 3, vs. Tennessee (1/19/21)  
Career 4, vs. Arkansas (2/18/20)

### 3-Point Field Goals

2020-21/Career ---

### 3-Point FG Attempts

2020-21/Career ---

### Free Throws

2020-21 ---  
Career 3, vs. LBSU (12/28/19)

### Free Throw Attempts

2020-21 ---  
Career 6, vs. LBSU (12/28/19)

### Assists

2020-21 ---  
Career ---

### Steals

2020-21/Career 1, vs. Tennessee (1/19/21)

### Blocked Shots

2020-21 1, vs. Tennessee (1/19/21)  
Career 1, 8x, last vs. Tennessee (1/19/21)

### Minutes Played

2020-21 13, vs. Tennessee (1/19/21)  
Career 16, vs. Arkansas (2/18/20)

## JITOBOH VS. ARKANSAS

Opponent	Date	GS	Min	FG	FGA	Pct	3FG	FGA	Pct	FT	FTA	Pct	Off	Def	Tot	PF	FO	A	TO	Blk	Stl	Pts
ARKANSAS	02/18/20	16	1	4	.250	0	0	.000	0	0	.000	0	3	3	3	0	0	0	0	1	0	2

# #44 NIELS LANE

FRESHMAN | G | 6-5 | 206 | FREEHOLD, N.J. | ROSELLE CATHOLIC

## OVERVIEW

- Four-star slashing wing who can finish at all three levels.
- An explosive, tough and hard-nosed player who defends and rebounds his position well.
- At his best offensively in transition, known as an elite finisher on the break.

## 2020-21 HIGHLIGHTS

- Part of a deep backcourt that will key the Gators' up-tempo attack on both ends of the floor.
- Took advantage of extended minutes in the win vs. #6 Tennessee, chipping in six points and five rebounds.
- Made his debut in the win vs. Boston College, picking up his first collegiate points on an offensive rebound and put-back. Followed it up with a solid six-point outing vs. Stetson.



## CAREER STATS

Season	gp-gs	min/avg	Total		3-Point		F-Throws		Rebounds				Scoring			
			fg-fga	pct	fg-fga	pct	ft-fa	pct	off	def	tot	avg	pf	fo	ast	to
2020-21	10-0	59/5.9	5-17	.294	0-7	.000	5-6	.833	2	7	9	0.9	5	0	3	0
TOTAL	10-0	59/5.9	5-17	.294	0-7	.000	5-6	.833	2	7	9	0.9	5	0	3	0

## GAME-BY-GAME STATS

Opponent	Date	gs	min	Total		3-Pointers		Free throws		Rebounds				pf	a	t/o	blk	stl	pts	avg
				fg-fga	pct	3fg-fga	pct	ft-fga	pct	off	def	tot	avg							
vs Boston College	12/03/20	7	1-1	1.000	0-0	.000	0-0	.000	2	0	2	2.0	1	0	0	1	0	2	2.0	
STETSON	12/06/20	10	2-5	.400	0-1	.000	2-2	1.000	0	1	1	1.5	2	1	0	0	0	6	4.0	
at Florida St.	12/12/20	2	0-1	.000	0-1	.000	0-0	.000	0	0	0	1.0	0	0	0	0	0	0	2.7	
at Vanderbilt	12/30/20	8	0-1	.000	0-1	.000	1-2	.500	0	1	1	1.0	0	1	0	0	1	1	2.3	
LSU	01/02/21	5	0-1	.000	0-0	.000	0-0	.000	0	0	0	0.8	1	0	0	0	0	0	1.8	
at Alabama	01/05/21	2	0-0	.000	0-0	.000	0-0	.000	0	0	0	0.7	0	1	0	0	0	0	1.5	
KENTUCKY	01/09/21	2	0-0	.000	0-0	.000	0-0	.000	0	0	0	0.6	0	0	0	0	0	0	1.3	
TENNESSEE	01/19/21	18	2-7	.286	0-3	.000	2-2	1.000	0	5	5	1.1	1	0	0	0	1	6	1.9	
at Georgia	01/23/21	3	0-0	.000	0-0	.000	0-0	.000	0	0	0	1.0	0	0	0	0	0	0	1.7	
SOUTH CAROLINA	02/03/21	2	0-1	.000	0-1	.000	0-0	.000	0	0	0	0.9	0	0	0	0	0	0	1.5	
Totals		0	59	5-17	.294	0-7	.000	5-6	.833	2	7	9	0.9	5	3	0	1	2	15	1.5

Games played: 10  
Minutes/game: 5.9  
Points/game: 1.5  
FG Pct: 29.4  
3FG Pct: 0.0  
FT Pct: 83.3

Rebounds/game: 0.9  
Assists/game: 0.3  
Assist/turnover ratio: 99.9  
Steals/game: 0.2  
Blocks/game: 0.1

## GAME HIGHS

**Points**  
2020-21/Career 6, 2x, last vs. Tennessee (1/19/21)

**Rebounds**  
2020-21/Career 5, vs. Tennessee (1/19/21)

**Field Goals**  
2020-21/Career 2, 2x, last vs. Tennessee (1/19/21)

**Field Goal Attempts**  
2020-21/Career 7, vs. Tennessee (1/19/21)

**3-Point Field Goals**  
2020-21/Career ---

**3-Point FG Attempts**  
2020-21/Career 3, vs. Tennessee (1/19/21)

**Free Throws**  
2020-21/Career 2, 2x, last vs. Tennessee (1/19/21)

**Free Throw Attempts**  
2020-21/Career 2, 3x, last vs. Tennessee (1/19/21)

**Assists**  
2020-21/Career 1, 3x, last at Alabama (1/5/21)

**Steals**  
2020-21/Career 1, 2x, last vs. Tennessee (1/19/21)

**Blocked Shots**  
2020-21/Career 1, vs. Boston College (12/3/20)

**Minutes Played**  
2020-21/Career 18, vs. Tennessee (1/19/21)

# WALK-ONS

## #3 ALEX KLATSKY

FRESHMAN | G | 6-4 | 185 | COLTS NECK, N.J. | RANNEY SCHOOL

### OVERVIEW

- An elite shooter who can help stretch defenses and brings high-level winning experience both in high school and AAU.
- Took a developmental redshirt year in 2019-20.
- Four-year varsity starter and two-year captain, part of 104 wins in his career.
- Teammates with Scottie Lewis in high school and middle school.

### 2020-21 HIGHLIGHTS

- Gives the Gators depth at the shooting guard position.
- Made his first appearance as a Gator in the win vs. Stetson.



### CAREER STATS

Season	gp-gs	min/avg	Total		3-Point		F-Throws		Rebounds				Scoring	
			fg-fga	pct	fg-fga	pct	ft-fga	pct	off	def	tot	avg	pts	avg
2020-21	3-0	6/2.0	0-2	.000	0-2	.000	0-0	.000	0	0	0	0.0	0	0.0
TOTAL	3-0	6/2.0	0-2	.000	0-2	.000	0-0	.000	0	0	0	0.0	0	0.0

### GAME-BY-GAME STATS

Opponent	Date	gs	min	Total		3-Pointers		Free throws		Rebounds				pf	a	t/o	blk	stl	pts	avg
				fg-fga	pct	3fg-fga	pct	ft-fga	pct	off	def	tot	avg							
STETSON	12/06/20	4	0-1	.000	0-1	.000	0-0	.000	0	0	0	0.0	0	0	0	0	0	0	0	0.0
at Alabama	01/05/21	1	0-0	.000	0-0	.000	0-0	.000	0	0	0	0.0	0	0	0	0	0	0	0	0.0
TENNESSEE	01/19/21	1	0-1	.000	0-1	.000	0-0	.000	0	0	0	0.0	0	0	0	0	0	0	0	0.0
Totals		0	6	0-2	.000	0-2	.000	0-0	.000	0	0	0	0.0	0	0	0	0	0	0	0.0

## #20 JACK MAY

FRESHMAN | G | 6-4 | 175 | BOCA RATON, FLA. | SAINT ANDREW'S SCHOOL

### OVERVIEW

- Brings winning experience to the Gators as a walk-on.
- Helped Saint Andrew's to the 2020 3A state championship, getting a pair of key baskets and a steal in the final minutes of the game.
- Named to Palm Beach Post's All-County second team for small schools, averaging 10.6 points per game as a senior.
- While growing up, his father, Dusty, was on Mike White's staff for seven seasons at Louisiana Tech (2011-15) and Florida (2015-18). Dusty has been Florida Atlantic's head coach since 2018.

### 2020-21 HIGHLIGHTS

- Provides backcourt depth for the Gators.
- Made his first appearance as a Gator in the win vs. Stetson.



### CAREER STATS

Season	gp-gs	min/avg	Total		3-Point		F-Throws		Rebounds				Scoring	
			fg-fga	pct	fg-fga	pct	ft-fga	pct	off	def	tot	avg	pts	avg
2020-21	3-0	3/1.0	0-0	.000	0-0	.000	0-0	.000	0	1	1	0.3	0	0.0
TOTAL	3-0	3/1.0	0-0	.000	0-0	.000	0-0	.000	0	1	1	0.3	0	0.0

### GAME-BY-GAME STATS

Opponent	Date	gs	min	Total		3-Pointers		Free throws		Rebounds				pf	a	t/o	blk	stl	pts	avg
				fg-fga	pct	3fg-fga	pct	ft-fga	pct	off	def	tot	avg							
STETSON	12/06/20	1	0-0	.000	0-0	.000	0-0	.000	0	1	1	1.0	1	0	0	0	0	0	0	0.0
at Alabama	01/05/21	1	0-0	.000	0-0	.000	0-0	.000	0	0	0	0.5	0	0	0	0	0	0	0	0.0
TENNESSEE	01/19/21	1	0-0	.000	0-0	.000	0-0	.000	0	0	0	0.3	0	0	0	0	0	0	0	0.0
Totals		0	3	0-0	.000	0-0	.000	0-0	.000	0	1	1	0.3	1	0	0	0	0	0	0.0

# 2020-21 Box Scores



Official Basketball Box Score - Final  
**Army West Point at Florida**  
 12/02/20 Bubbleville, Montville, Conn.  
 2020-21 Men's Basketball

Game Time: 2:30 PM  
 Game Duration: 2:10

Officials: Todd Austin, Mike Kitts, Jr., Rob Tyberksi

Army West Point - 69

Record: 3-1

NO. Name	Min	FG M-A	3P M-A	FT M-A	Rebounds OR DR TOT	Fouls PF FD	TP	AS	TO	ST	Blocks BS BA	+/-			
34 Charlie Peterson	F 22:33	2-4	0-0	0-4	1	2	3	5	2	4	0	0	0	1	6
35 Alex King	F 27:19	3-6	2-4	1-2	0	3	3	5	2	9	0	5	2	0	0
0 Josh Caldwell	G 32:07	4-9	0-2	4-6	2	2	4	1	5	12	1	2	1	0	-7
1 Jalen Rucker	G 29:36	4-12	2-4	2-2	0	3	3	4	4	12	6	5	1	0	-3
13 Lonnie Grayson	G 34:28	4-13	3-8	2-2	1	7	8	3	3	13	3	4	3	0	0
12 Nick Finke	16:47	2-2	0-0	0-1	3	2	5	3	2	4	1	2	0	0	-8
23 Aaron Duhart	11:04	1-2	0-0	0-0	0	0	0	3	2	2	3	1	0	0	-9
0 Tucker Blackwell	10:25	1-2	0-0	2-2	0	0	0	1	2	4	1	0	0	0	-6
24 Jared Cross	15:41	3-6	3-6	0-0	0	3	3	2	9	0	1	0	0	0	-9
Team					2	4	6			0	0				
Totals		24-56	10-24	11-19	9	26	35	27	22	69	15	20	7	0	-7

Technical Fouls: NONE

Shooting By Period	1st	2nd	3rd	4th	OT
1st FG%	13-29	44.8%			
3PT%	6-15	40.0%			
FT%	7-10	70%			
2nd FG%	11-27	40.7%			
3PT%	4-9	44.4%			
FT%	4-9	44.4%			
GM FG%	24-56	42.9%			
3PT%	10-24	41.7%			
FT%	11-19	57.9%			

Dead Ball Rebounds: 4, 0

Florida - 76

Record: 1-0

NO. Name	Min	FG M-A	3P M-A	FT M-A	Rebounds OR DR TOT	Fouls PF FD	TP	AS	TO	ST	Blocks BS BA	+/-				
11 Keyontae Johnson	F 27:23	6-10	1-3	3-6	0	3	3	4	16	2	5	2	0	18		
12 Colin Castleton	F 21:21	3-4	0-0	3-4	3	5	8	3	5	9	0	1	0	7		
1 Tre Mann	G 33:20	6-13	1-2	6-8	1	5	6	2	6	19	4	4	5	0	9	
10 Noah Locke	G 29:42	2-8	1-3	2-2	1	2	3	2	7	0	0	1	1	-4		
23 Scottie Lewis	G 24:06	2-3	0-0	4-5	0	2	2	3	3	8	0	1	2	1	-1	
5 Omar Payne	18:17	1-1	0-0	0-2	0	4	4	3	1	2	0	0	1	1	-3	
22 Tyree Appleby	21:21	4-6	1-3	6-7	0	1	1	3	5	15	3	2	1	0	7	
4 Anthony Duruji	13:30	0-3	0-2	0-2	1	3	4	1	1	0	0	1	0	0	5	
2 Samson Ruzhentsev	07:42	0-1	0-1	0-0	0	0	0	1	0	1	0	0	0	0	-3	
0 Ques Glover	03:18	0-1	0-1	0-0	0	0	0	0	0	0	0	0	0	0	0	
Team					1	2	3			0						
Totals		24-50	4-15	24-36	7	27	34	22	27	76	10	14	12	4	0	7

Technical Fouls: NONE

Shooting By Period	1st	2nd	3rd	4th	OT
1st FG%	11-25	44.0%			
3PT%	2-8	25.0%			
FT%	7-13	53.8%			
2nd FG%	13-25	52.0%			
3PT%	2-7	28.6%			
FT%	17-23	73.9%			
GM FG%	24-50	48.0%			
3PT%	4-15	26.7%			
FT%	24-36	66.7%			

Dead Ball Rebounds: 5, 0

	USM	UFL
Biggest lead	12 (1st 9:21)	7 (2nd 0:18)
Best Scoring Run	7 (1st 17:38)	12 (2nd 12:42)
Lead Changes	11	
Times Tied	5	
Time with Lead	25:42	11:38

Points from	USM	UFL
Turnovers	7	24
Paint	26	30
Second Chance	8	10
Fast Breaks	14	14
Bench	19	17

Period by Period Scoring	1st	2nd	TOT
USM	39	30	69
UFL	31	45	76



Official Basketball Box Score - Final  
**Florida at Boston College**  
 12/03/20 Monahan Sun, Montville, Conn.  
 Roman Legends Classic presented by Old Trapper

Game Time: 9:30 PM  
 Game Duration: 2:00

Officials: Terry Wymer, Mike Kitts Jr., Todd Austin

Florida - 90

Record: 2-0

NO.	Name		Min	FG M-A	3P M-A	FT M-A	Rebounds OR DR TOT	Fouls PF FO	TP	AS	TO	ST	Blocks BS BA	+/-
11	Keyontae Johnson	F	26:54	10-13	2-3	2-2	0 12 12	2 3	24	1	4	1	0	28
12	Colin Castleton	F	21:41	1-3	0-0	1-1	1 1 2	3 3	3	1	1	1	2	0
1	Tre Mann	G	28:56	6-9	2-2	3-3	0 2 2	4 3	17	6	1	0	0	10
10	Noah Locke	G	25:02	5-12	2-7	0-0	0 3 3	1 1	12	1	0	0	0	6
23	Scottie Lewis	G	32:22	4-6	1-1	5-8	0 5 5	1 4	14	0	3	2	2	0
5	Omar Payne		16:57	5-6	0-0	0-0	1 0 1	3 0	10	1	2	1	1	0
4	Anthony Duruji		13:00	1-6	0-2	0-0	0 2 2	3 1	2	0	0	0	1	-2
22	Tyree Appleby		19:43	2-5	0-1	2-2	0 0 0	4 2	6	3	5	2	0	0
44	Niels Lane		08:02	1-1	0-0	0-0	2 0 2	1 1	2	0	0	0	1	-3
0	Ques Glover		02:49	0-0	0-0	0-0	0 0 0	0 0	0	0	0	0	0	2
2	Samson Ruzhentsev		03:12	0-1	0-1	0-0	0 0 0	0 0	0	0	0	0	0	-7
33	Jason Jitoboh		01:22	0-0	0-0	0-0	0 1 1	1 0	0	0	0	0	0	-1
Team							3 2 5			0	1			
Totals					35-62	7-17	13-16	7 28 35	23 16	90	13	17	8	20

Technical Fouls: NONE

Shooting By Period	1st	2nd	3rd	4th	OT
1st FG%	18-32	56.3%			
3PT%	6-11	54.5%			
FT%	7-7	100%			
2nd FG%	17-30	56.7%			
3PT%	1-6	16.7%			
FT%	6-9	66.7%			
GM FG%	35-62	56.5%			
3PT%	7-17	41.2%			
FT%	13-16	81.3%			

Dead Ball Rebounds: 0, 0

Boston College - 70

Record: 1-3

No.	Name	Min	FG M-A	3P M-A	FT M-A	OR	DR	TOT	PF	FD	TP	AS	TO	ST	Blocks BS BA	+/-	
1	CJ Felder	F 23:38	3-7	1-3	4-6	1	0	1	3	4	11	1	0	1	1	2	-5
41	Steffon Mitchell	F 33:26	2-5	1-4	3-6	1	3	4	2	4	8	2	1	4	0	0	-23
4	Makai Ashton-Longford	G 24:47	2-8	0-3	4-7	2	3	5	3	8	8	2	4	3	0	0	-20
5	Jay Heath	G 34:00	1-5	0-2	3-4	0	3	3	2	3	5	3	4	0	0	0	-19
10	Wynston Tabbs	G 21:56	5-9	2-3	0-0	0	3	3	3	0	12	0	2	0	0	0	-2
15	DeMarr Langford	19:35	2-4	0-1	2-2	0	2	2	1	1	6	2	1	0	0	1	4
22	Rich Kelly	21:59	4-8	3-4	2-4	0	2	2	1	3	13	1	2	0	0	0	-8
33	James Karnik	17:55	3-6	1-3	0-0	2	4	6	2	0	7	0	2	2	1	1	-11
14	Kamari Williams	01:22	0-1	0-1	0-0	0	0	0	0	0	0	0	0	0	0	0	1
32	Justin Vander Baan	01:22	0-0	0-0	0-0	0	0	0	0	0	0	0	0	0	0	0	1
Team						1	3	4			0		1				
Totals			22:53	8-24	18-29	7	23	30	18	23	70	11	17	10	2	6	-20

Technical Fouls: Heath 2nd 9:21 Coach 2nd 8:44

	UF	BC
Biggest lead	31 (2nd 7:55)	2 (1st 18:23)
Best Scoring Run	13 (1st 3:47)	8 (2nd 6:21)
Lead Changes	4	
Times Tied	2	
Time with Lead	38:10	00:50

Points from	UF	BC
Turnovers	21	23
Paint	50	16
Second Chance	9	4
Fast Breaks	12	12
Bench	20	26

Period by Period Scoring	1st	2nd	TOT
UF	49	41	90
BC	29	41	70



Official Basketball Box Score - Final  
**Stetson at Florida**  
 12/06/20 Exactech Arena at Stephen C. O'Connell Center, Gainesville  
 2020-21 Men's Basketball

Game Time: 2:00 PM  
 Game Duration: 2:13  
 Attendance: 2,193

Officials: Joe Lindsay, Chuck Jones, William Covington

Stetson - 40

Record: 0-3

NO. Name		Min	FG M-A	3P M-A	FT M-A	Rebounds OR DR TOT	Fouls PF FD	TP	AS	TO	ST	Blocks BS BA	+/-				
35 Joel Kabimba	F	11:24	0-2	0-1	1-2	1	1	2	1	0	5	0	1	-14			
15 Mahamadou Diawara	C	22:48	0-5	0-0	1-2	3	2	5	2	2	1	0	4	0	-27		
0 Christian Jones	G	06:09	1-2	0-1	0-0	0	1	1	0	0	2	0	1	0	-4		
2 Rob Perry	G	28:25	3-14	1-6	6-7	0	2	2	4	7	13	1	3	0	0	-34	
11 Chase Johnston	G	33:10	3-11	1-7	2-3	0	2	2	2	3	10	0	3	2	0	0	-43
30 Stephan Swenson		24:13	0-5	0-2	0-0	0	2	2	2	2	0	3	2	2	0	0	-38
1 Whezza Panzo		11:02	1-2	1-1	0-0	2	1	3	4	0	3	0	1	0	0	0	-18
5 GianCarlo Valdez		20:49	1-3	0-2	4-4	0	0	0	3	3	6	1	1	0	0	0	-20
12 Josh Smith		17:34	0-3	0-1	1-2	0	2	2	2	2	1	0	0	0	0	0	-18
4 Keith Lamar		18:32	1-4	0-2	0-2	5	5	10	0	1	2	1	2	0	0	0	-13
32 Gabriel Wuor		01:58	0-0	0-0	0-0	0	0	0	0	0	0	0	0	0	0	0	-2
22 Davante Robinson		01:58	0-0	0-0	1-2	0	0	0	1	1	1	0	0	0	0	0	-2
33 Wyatt Hollmann		01:58	0-0	0-0	0-0	0	0	0	0	0	0	0	0	0	0	0	-2
Team						3	2	5		0		1					
Totals			10-51	4-23	16-24	14	20	34	21	24	40	6	23	5	1	6	-46

Technical Fouls: NONE

Shooting By Period	1st	2nd	3rd	4th	OT
1st FG%	3-26	11.5%			
3PT%	1-10	10.0%			
FT%	8-11	72.7%			

# 2020-21 Box Scores



Official Basketball Box Score - Final  
**Florida at Vanderbilt**  
12/30/20 Memorial Gymnasium, Nashville  
2020-21 Men's Basketball

Game Time: 8:00 PM  
Game Duration: 2:09  
Attendance: 94

Officials: Anthony Jordan, Todd Austin, K.B. Burdett Jr.

Florida - 91

Record: 4-1 (1-0)

NO.	Name	Min	FG	3P	FT	Rebounds	Fouls	TP	AS	TO	ST	Blocks	+/-
			M-A	M-A	M-A	OR DR TOT	PF FD					BS BA	
4	Anthony Duruji	F 27:05	4-5	1-1	2-2	1 4 5	4 1	11	0	1	2	3	1 6
12	Colin Castleton	F 29:55	11-13	0-0	1-4	3 2 5	3 2	23	1	0	0	2	1 6
1	Tre Mann	G 33:03	3-10	1-4	2-4	1 9 10	4 3	9	4	6	0	0	0 18
10	Noah Locke	G 28:41	4-6	2-3	0-1	0 2 2	2 3	10	1	2	1	2	0 11
23	Scottie Lewis	G 31:48	5-8	2-4	4-4	0 5 5	4 3	16	4	1	1	2	0 11
22	Tyree Appleby	27:18	4-8	1-3	4-4	1 3 4	4 3	13	3	0	2	0	2 18
5	Omar Payne	10:05	1-1	0-0	2-4	1 0 1	1 2	4	0	1	0	0	0 13
0	Ques Glover	04:18	2-3	0-1	0-0	0 1 1	2 0	4	0	2	2	0	0 2
44	Niels Lane	07:47	0-1	0-1	1-2	0 1 1	0 1	1	1	0	1	0	0 10
Team						1 1 2		0		1			
Totals			34-55	7-17	16-25	8 28 36	23 19	91	14	14	9	9	4 19

Technical Fouls: NONE

Shooting By Period		
1st FG%	16-30	53.3%
3PT%	5-11	45.5%
FT%	6-10	60%
2nd FG%	18-25	72.0%
3PT%	2-6	33.3%
FT%	10-15	66.7%
GM FG%	34-55	61.8%
3PT%	7-17	41.2%
FT%	16-25	64.0%
Dead Ball Rebounds: 4 0		

Vanderbilt - 72

Record: 4-3 (0-1)

NO.	Name	Min	FG	3P	FT	Rebounds	Fouls	TP	AS	TO	ST	Blocks	+/-
			M-A	M-A	M-A	OR DR TOT	PF FD					BS BA	
1	Dylan Disu	F 34:02	4-9	0-0	6-7	3 5 8	4 10	14	3	3	0	0	1 -10
10	Myles Stute	F 31:15	4-7	3-4	0-0	0 3 3	0 8	11	0	2	1	1	1 -10
2	Scotty Pippen Jr.	G 34:35	6-16	0-4	6-8	1 2 3	4 8	18	6	3	3	2	3 -15
5	D.J. Harvey	G 24:40	1-10	0-3	2-2	1 3 4	1 1	4	1	1	0	0	0 -2
12	Trey Thomas	G 23:49	4-6	4-5	0-0	0 1 1	3 0	12	1	0	0	0	2 -1
3	Maxwell Evans	15:31	0-1	0-1	2-2	0 0 0	2 2	2	0	1	1	0	0 -21
4	Jordan Wright	13:04	2-5	1-2	0-1	0 2 2	2 1	5	0	2	1	1	0 -10
42	Quentin Millora-Brown	12:28	3-3	0-0	0-0	2 2 2	2 1	6	1	2	0	0	0 -13
13	Issac McBride	06:10	0-1	0-1	0-0	0 2 2	1 0	0	0	0	0	0	0 -7
0	Tyrin Lawrence	04:26	0-0	0-0	0-0	1 0 1	0 0	0	0	0	0	0	0 -5
Team						2 0 2		0		2			
Totals			24-58	8-20	16-20	10 18 28	19 23	72	12	16	6	4	9 -19

Technical Fouls: NONE

	Fla.	Vandy	Points from		Fla.	Vandy	Period by Period Scoring			
Biggest lead	19 (2nd 1:09)	4 (1st 17:51)	Turnovers	20	8			1st	2nd	TOT
Best Scoring Run	7 (1st 11:34)	5 (2nd 17:18)	Paint	46	30					
Lead Changes	5		Second Chance	6	8	Fla.	43	48	91	
Times Tied	3		Fast Breaks	26	6					
Time with Lead	34:53	02:37	Bench	22	13	Vandy	29	43	72	



Official Basketball Box Score - Final  
**LSU at Florida**  
01/02/21 Exactech Arena at Stephen C. O'Connell Center, Gainesville  
2020-21 Men's Basketball

Game Time: 2:00 PM  
Game Duration: 2:19  
Attendance: 2,211

Officials: Tony Greene, Chuck Jones, Will Howard

LSU - 79

Record: 6-2 (1-1)

NO.	Name	Min	FG	3P	FT	Rebounds	Fouls	TP	AS	TO	ST	Blocks	+/-
			M-A	M-A	M-A	OR DR TOT	PF FD					BS BA	
0	Mwani Wilkinson	F 23:14	1-2	0-0	2-2	4 1 5	3 0	4	2	1	0	1	0 6
2	Trendon Watford	F 38:58	7-19	2-3	5-7	6 2 8	3 8	21	3	1	1	1	0 -9
4	Darius Days	F 21:30	1-5	0-1	0-1	1 2 3	4 2	2	0	2	0	0	1 -1
1	Javonte Smart	G 35:29	7-12	2-4	4-4	1 5 6	2 4	20	2	3	1	0	1 -3
24	Cameron Thomas	G 35:01	7-19	3-10	11-11	1 2 3	1 5	28	1	2	3	0	0 -10
21	Charles Manning, Jr.	15:14	1-3	0-0	0-0	0 1 1	1 0	2	0	0	0	0	0 -7
11	Josh LeBlanc	12:02	0-0	0-0	0-0	0 0 0	5 0	0	0	0	1	0	0 4
25	Eric Gaines	16:22	1-1	0-0	0-0	0 2 2	0 0	2	1	3	2	0	0 0
3	Jalen Cook	02:10	0-0	0-0	0-0	0 0 0	1 0	0	0	0	0	0	0 0
Team						1 2 3		0		1			
Totals			25-61	7-18	22-25	14 17 31	20 19	79	9	13	8	2	2 -4

Technical Fouls: NONE

Shooting By Period		
1st FG%	13-28	46.4%
3PT%	5-8	62.5%
FT%	9-10	90%
2nd FG%	12-33	36.4%
3PT%	2-10	20.0%
FT%	13-15	86.7%
GM FG%	25-61	41.0%
3PT%	7-18	38.9%
FT%	22-25	88.0%
Dead Ball Rebounds: 1 0		

Florida - 83

Record: 5-1 (2-0)

NO.	Name	Min	FG	3P	FT	Rebounds	Fouls	TP	AS	TO	ST	Blocks	+/-
			M-A	M-A	M-A	OR DR TOT	PF FD					BS BA	
4	Anthony Duruji	F 34:08	6-12	2-5	2-2	6 1 7	3 1	16	1	3	0	0	0 5
12	Colin Castleton	F 19:26	7-10	0-0	7-7	3 3 6	3 5	21	0	1	0	1	0 2
1	Tre Mann	G 34:08	7-12	3-6	2-2	0 5 5	4 4	19	1	2	1	0	0 9
10	Noah Locke	G 25:59	3-9	0-5	0-1	0 3 3	2 1	6	0	1	2	0	1 -8
23	Scottie Lewis	G 38:47	5-10	0-3	7-9	2 3 5	1 7	17	2	0	2	0	0 5
5	Omar Payne	18:18	0-1	0-0	2-2	1 3 4	1 1	2	0	0	1	0	0 0
22	Tyree Appleby	22:16	1-3	0-2	0-0	0 3 3	2 0	2	5	5	0	0	0 8
15	Osayi Osifo	02:10	0-0	0-0	0-0	0 1 1	0 1	0	0	0	0	0	0 2
44	Niels Lane	04:42	0-1	0-0	0-0	0 0 0	1 0	0	0	0	0	1	0 -3
2	Samson Ruzhentsev	00:00											
Team						1 0 1		0		1			
Totals			29-58	5-21	20-23	12 22 35	20 20	83	9	13	5	2	2 4

Technical Fouls: Castleton 2nd 6, 41

	LSU	FLA				
Biggest lead	5 (1 <sup>st</sup> 19:18)	10 (2 <sup>nd</sup> 12:00)	Points from Turnovers	LSU 15	FLA 13	
Best Scoring Run	7 (1 <sup>st</sup> 1:02)	9 (2 <sup>nd</sup> 15:11)	Paint	30	34	
Lead Changes	11		Second Chance	14	18	
Times Tied	9		Fast Breaks	8	7	
Time with Lead	16:18	19:24	Bench	4	4	
			Period by Period Scoring			
				1st	2nd	TOT
			LSU	40	39	79
			FLA	40	43	83



Official Basketball Box Score - Final  
**Florida at Alabama**  
01/05/21 Coleman Coliseum, Tuscaloosa  
2020-21 Men's Basketball

Game Time: 6:00 PM  
Game Duration: 2:07  
Attendance: 2,055

Officials: Doug Shows, Ben Leroux, John Gaffney

Florida - 71

Record: 5-2 (2-1)

NO.	Name	Min	FG	3P	FT	Rebounds	Fouls	TP	AS	TO	ST	Blocks	+/-
			M-A	M-A	M-A	OR DR TOT	PF FD					BS BA	
4	Anthony Duruji	F 30:03	3-11	1-3	1-2	3 3 6	1 1	8	1	1	2	0	1 -24
12	Colin Castleton	F 26:13	6-11	0-0	1-3	4 4 8	3 2	13	1	2	0	0	1 -15
1	Tre Mann	G 34:37	4-11	2-4	1-2	2 4 6	2 2	11	6	2	3	0	2 -17
10	Noah Locke	G 30:28	4-11	3-6	0-1	1 1 2	2 4	11	0	1	0	0	0 -13
23	Scottie Lewis	G 19:42	1-6	0-1	0-0	0 1 1	4 0	2	0	3	1	2	0 1
22	Tyree Appleby	30:46	6-12	2-4	4-4	1 4 5	1 6	18	3	3	2	1	1 -15
5	Omar Payne	10:01	1-1	0-0	0-0	0 1 1	3 1	2	0	1	1	1	0 -3
15	Osayi Osifo	05:57	1-1	0-0	1-2	0 0 0	2 1	3	1	0	0	0	0 -3
0	Ques Glover	07:17	0-3	0-1	0-0	1 1 2	1 1	0	1	1	0	0	0 -13
44	Niels Lane	02:00	0-0	0-0	0-0	0 0 0	0 0	0	1	0	0	0	0 6
2	Samson Ruzhentsev	01:34	1-1	1-1	0-0	0 0 0	0 0	3	0	0	0	0	0 6
3	Alex Klatysky	00:41	0-0	0-0	0-0	0 0 0	0 0	0	0	0	0	0	0 5
20	Jack May	00:41	0-0	0-0	0-0	0 0 0	0 0	0	0	0	0	0	0 5
Team						3 5 8		0		0			
Totals			27-68	9-20	8-14	15 24 39	19 18	71	14	14	9	4	6 -15

Technical Fouls: NONE

Shooting By Period		
1st FG%	12-32	37.5%
3PT%	5-9	60.0%
FT%	5-10	50%
2nd FG%	15-36	41.7%
3PT%	6-15	40.0%
FT%	3-4	75%
GM FG%	27-68	39.7%
3PT%	9-20	45.0%
FT%	8-14	57.1%
Dead Ball Rebounds: 3 0		

Alabama - 86

Record: 8-3 (3-0)

NO.	Name	Min	FG M-A	3P M-A	FT M-A	Rebounds OR DR TOT	Fouls PF FD	TP	AS	TO	ST	Blocks BS BA	+/-
2	Jordan Bruner	F 21:09	3-4	0-0	0-0	5 2 7	2 0	6	4	1	3	1	0 10
1	Herbert Jones	G 22:15	6-16	1-2	3-4	3 2 5	3 5	16	1	2	2	1	2 6
5	Jaden Shackelford	G 31:25	5-12	2-7	4-4	0 3 3	1 2	16	0	2	0	0	1 15
11	Joshua Primo	G 19:33	0-4	0-3	0-0	0 2 2	1 0	2	4	1	0	0	0 -6
23	John Petty Jr.	G 31:08	5-8	1-2	1-1	0 2 2	2 1	12	2	1	1	0	0 14
3	Alex Reese	14:26	2-4	1-2	0-0	1 2 3	3 0	5	0	0	0	3	0 9
33	James Rojas	23:53	5-8	0-0	5-9	2 5 7	2 8	15	1	2	1	0	1 23
14	Keon Ellis	24:10	5-6	3-3	3-3	0 8 8	1 2	16	2	1	2	1	0 30
4	Juwan Gary	03:37	0-2	0-0	0-0	1 1 2	0 0	0	0	0	0	0	0 -6
22	Keon Ambrose-Hilton	02:08	0-0	0-0	0-0	0 0 0	2 0	0	0	0	0	0	0 -8
10	Delaney Heard	01:34	0-1	0-0	0-0	0 1 1	1 0	0	0	0	0	0	0 -6
15	Tyler Barnes	01:34	0-0	0-0	0-0	0 0 0	0 0	0	0	0	0	0	0 -6
21	Britton Johnson	01:34	0-1	0-1	0-0	0 0 0	0 0	0	0	0	0	0	0 -6
30	Kendall Wall	01:34	0-1	0-0	0-0	0 0 0	0 0	0	0	0	0	0	0 -6
Team						3 1 4			0				
Totals			31-67	8-20	16-21	15 29 44	18 19	86	12	13	10	6 4	15

# 2020-21 Box Scores



Official Basketball Box Score - Final  
**Ole Miss at Florida**  
01/12/21 Exactech Arena at Stephen C. O'Connell Center, Gainesville  
2020-21 Men's Basketball

Game Time: 7:00 PM  
Game Duration: 1:54  
Attendance: 2,254

Officials: Anthony Jordan, Owen Shortt, Byron Jarratt

Ole Miss - 63

Record: 6-5 (3-3)

NO. Name	Min	FG M-A	3P M-A	FT M-A	Rebounds OR DR TOT	Fouls PF FD	TP	AS	TO	ST	Blocks BS BA	+/-
3 Khadim Sy	F 09:18	0-4	0-1	0-0	1 1 2	1 0	0	0	2	0	0	1 7
5 KJ Buffen	F 36:38	4-9	0-0	0-2	2 3 5	0 2	8	1	2	1	1 3	-8
1 Austin Crowley	G 26:09	1-5	0-2	0-0	0 4 4	2 0	2	0	0	0	0 0	-1
2 Devontae Shuler	G 33:57	7-14	2-5	3-3	0 1 1	1 1	19	3	0	1	0 1	-7
15 Luis Rodriguez	G 20:40	2-8	2-2	0-0	1 3 4	4 1	6	1	0	2	1 1	-8
0 Romello White	G 20:52	2-5	0-0	6-8	1 1 2	5 4	10	0	3	0	0 1	-10
24 Jarkel Joiner	G 25:40	4-9	1-3	0-0	0 3 3	3 1	9	2	0	0	0 1	-13
11 Dimencio Vaughn	G 11:56	2-3	1-1	0-0	0 2 2	0 1	5	0	1	0	0 0	-3
14 Matthew Murrell	G 02:27	0-1	0-0	0-0	0 1 1	0 0	0	0	0	0	0 0	-1
21 Robert Allen	G 12:23	1-2	0-0	2-2	3 0 3	4 1	4	1	0	0	1 1	-1
Team					2 2 4		0					
Totals		23-60	6-14	11-15	10 21 31	21 11	63	8	8	4	3 10	-9

Technical Fouls: Coach 2<sup>nd</sup> 0:48

Shooting By Period
1 <sup>st</sup> FG% 12-31 38.7%
3PT% 2-7 28.6%
FT% 5-5 100%
2 <sup>nd</sup> FG% 11-29 37.9%
3PT% 4-7 57.1%
FT% 6-10 60%
GM FG% 23-60 38.3%
3PT% 6-14 42.9%
FT% 11-15 73.3%

Dead Ball Rebounds: 2, 0

Florida - 72

Record: 6-3 (3-2)

NO. Name	Min	FG M-A	3P M-A	FT M-A	Rebounds OR DR TOT	Fouls PF FD	TP	AS	TO	ST	Blocks BS BA	+/-
4 Anthony Duruji	F 39:05	1-7	1-3	0-0	2 4 6	1 1	3	1	1	1	1 0	14
12 Colin Castleton	F 30:32	6-12	0-0	9-12	5 5 10	1 8	21	3	3	0	8 1	9
1 Tre Mann	G 28:14	4-12	1-3	8-8	2 5 7	3 4	17	3	1	3	0 0	15
10 Noah Locke	G 37:58	4-8	3-6	4-4	1 3 4	2 2	15	0	1	0	0 1	8
22 Tyree Appleby	G 31:10	2-4	0-0	1-2	0 7 7	3 5	5	2	2	2	0 1	5
0 Ques Glover	G 10:03	2-4	0-0	0-0	0 0 0	0 0	4	0	0	0	0 0	-2
2 Samson Ruzhentsev	G 13:30	2-3	1-2	0-0	0 2 2	0 0	5	0	0	0	0 0	-4
5 Omar Payne	G 07:30	1-1	0-0	0-0	0 1 1	0 0	2	0	0	0	1 0	1
15 Osayi Osifo	G 01:58	0-0	0-0	0-0	0 0 0	1 0	0	0	0	0	0 0	-1
Team					0 2 2		0					
Totals		22-51	6-14	22-26	10 29 39	12 20	72	9	10	6	10 3	9

Technical Fouls: Coach 2<sup>nd</sup> 0:45

Shooting By Period
1 <sup>st</sup> FG% 12-29 41.4%
3PT% 3-7 42.9%
FT% 6-8 75%
2 <sup>nd</sup> FG% 10-22 45.5%
3PT% 3-7 42.9%
FT% 16-18 88.9%
GM FG% 22-51 43.1%
3PT% 6-14 42.9%
FT% 22-26 84.6%

Dead Ball Rebounds: 2, 0

	MIS	FLA
Biggest lead	9 (2 <sup>nd</sup> 6:28)	11 (1 <sup>st</sup> 7:52)
Best Scoring Run	5 (1 <sup>st</sup> 6:55)	14 (2 <sup>nd</sup> 0:36)
Lead Changes	9	
Times Tied	5	
Time with Lead	18:26	19:59
Points from	MIS	FLA
Turnovers	6	11
Paint	22	26
Second Chance	8	14
Fast Breaks	6	3
Bench	28	11



Official Basketball Box Score - Final  
**Tennessee at Florida**  
01/19/21 Exactech Arena at Stephen C. O'Connell Center, Gainesville  
2020-21 Men's Basketball

Game Time: 7:00 PM  
Game Duration: 2:10  
Attendance: 2,280

Officials: Pat Adams, Steven Anderson, Michael Stephens

Tennessee - 49

Record: 10-2 (4-2)

NO. Name	Min	FG M-A	3P M-A	FT M-A	Rebounds OR DR TOT	Fouls PF FD	TP	AS	TO	ST	Blocks BS BA	+/-
10 John Fulkerson	F 28:14	6-9	0-0	3-3	3 1 4	3 4	15	5	3	1	0 1	-16
35 Yves Pons	F 25:35	2-7	1-2	0-0	1 3 4	3 0	5	0	1	0	1 1	-16
5 Josiah-Jordan James	G 30:05	2-8	1-3	0-0	3 2 5	3 0	5	0	2	0	2 2	-12
25 Santiago Vescovi	G 23:23	2-8	1-6	2-2	0 3 3	1 3	7	1	1	3	0 0	-8
45 Keon Johnson	G 31:14	3-10	0-1	2-7	0 2 2	1 6	8	3	3	0	0 2	-24
13 Olivier Nkamhoua	G 07:35	0-2	0-0	0-0	2 1 3	0 1	0	0	0	0	0 0	-7
12 Victor Balley Jr.	G 23:03	1-12	0-6	2-6	1 1 2	1 4	4	1	5	0	0 1	-16
55 E.J. Anosike	G 13:34	1-2	0-0	0-0	3 1 4	1 1	2	1	1	1	0 0	-8
00 Davonte Gaines	G 09:49	0-0	0-0	3-4	2 3 5	1 2	3	0	1	1	0 0	-12
33 Uros Plavsic	G 04:58	0-0	0-0	0-1	0 1 1	0 1	0	0	0	0	0 0	-8
3 Drew Pember	G 02:31	0-0	0-0	0-0	0 0 0	0 0	0	0	0	0	0 0	-3
Team					2 1 3		0					
Totals		17-58	3-18	12-25	17 19 36	14 22	49	11	18	6	3 7	-26

Technical Fouls: NONE

Shooting By Period
1 <sup>st</sup> FG% 17-35 48.6%
3PT% 2-11 18.2%
FT% 2-4 50%
2 <sup>nd</sup> FG% 14-28 50.0%
3PT% 4-8 50.0%
FT% 5-7 71.4%
GM FG% 31-63 49.2%
3PT% 6-19 31.6%
FT% 7-11 63.6%

Dead Ball Rebounds: 3, 1

Florida - 75

Record: 7-4 (3-3)

NO. Name	Min	FG M-A	3P M-A	FT M-A	Rebounds OR DR TOT	Fouls PF FD	TP	AS	TO	ST	Blocks BS BA	+/-
4 Anthony Duruji	F 16:49	2-4	1-2	0-0	0 3 3	3 0	5	1	3	1	0 0	8
5 Omar Payne	F 27:22	4-5	0-0	1-2	5 4 9	1 4	9	1	0	0	5 0	16
1 Tre Mann	G 27:09	6-11	0-0	0-0	1 3 4	2 2	12	3	3	1	1 0	19
10 Noah Locke	G 34:44	5-13	2-6	2-3	1 2 3	3 2	14	1	1	1	0 1	29
22 Tyree Appleby	G 27:40	5-9	2-4	1-2	0 4 4	2 3	13	7	3	3	0 0	21
2 Samson Ruzhentsev	G 06:26	0-1	0-0	0-0	0 0 0	1 1	0	0	1	0	0 1	1
44 Nils Lane	G 18:09	2-7	0-3	2-2	0 5 5	1 1	6	0	0	1	0 1	9
0 Ques Glover	G 14:26	4-7	1-2	0-0	0 0 0	2 1	10	1	1	3	0 0	5
33 Jason Jiloboh	G 13:05	1-3	0-0	0-0	1 2 3	3 0	2	0	0	1	1 0	10
15 Osayi Osifo	G 11:54	2-2	0-0	0-0	4 2 6	4 1	4	1	1	0	0 0	12
3 Alex Klatsky	G 01:08	0-1	0-1	0-0	0 0 0	0 0	0	0	0	0	0 0	0
20 Jack May	G 01:08	0-0	0-0	0-0	0 0 0	0 0	0	0	0	0	0 0	0
Team					2 5 7		0					
Totals		31-63	6-19	7-11	14 30 44	22 14	75	15	15	11	7 3	26

Technical Fouls: NONE

	TEN	FLA
Biggest lead	2 (1 <sup>st</sup> 19:44)	28 (2 <sup>nd</sup> 1:08)
Best Scoring Run	6 (1 <sup>st</sup> 3:26)	13 (2 <sup>nd</sup> 6:27)
Lead Changes	1	
Times Tied	1	
Time with Lead	00:12	38:23
Points from	TEN	FLA
Turnovers	13	27
Paint	22	42
Second Chance	5	13
Fast Breaks	4	14
Bench	9	22



Official Basketball Box Score - Final  
**Florida at Mississippi State**  
01/16/21 Humphrey Coliseum, Starkville, MS  
2020-21 Men's Basketball

Game Time: 3:05 PM  
Game Duration: 2:08  
Attendance: 1,000

Officials: Tony Greene, Jason Baker, Patrick Evans

Florida - 69

Record: 6-4 (3-3)

NO. Name	Min	FG M-A	3P M-A	FT M-A	Rebounds OR DR TOT	Fouls PF FD	TP	AS	TO	ST	Blocks BS BA	+/-
4 Anthony Duruji	F 16:52	2-4	0-0	0 3 3	4 0	4	0	1	0	0	0 0	-3
12 Colin Castleton	F 33:09	7-13	0-0	2-3	2 5 7	3 3	16	2	3	0	6 2	5
1 Tre Mann	G 36:51	6-17	1-5	1-2	0 2 2	4 3	14	6	4	3	0 0	-7
10 Noah Locke	G 38:49	3-10	2-6	0-0	1 1 2	1 0	8	1	0	2	0 0	-1
22 Tyree Appleby	G 36:38	4-7	1-3	11-11	0 2 2	2 8	20	2	2	0	0 1	-1
15 Osayi Osifo	G 03:53	0-2	0-0	0-0	0 1 1	0 0	0	0	0	0	0 2	-1
5 Omar Payne	G 07:57	2-3	0-0	0-0	2 1 3	3 0	4	0	1	0	1 1	0
0 Ques Glover	G 07:59	0-1	0-0	0-0	0 0 0	0 0	0	0	0	0	0 0	0
2 Samson Ruzhentsev	G 16:12	1-4	1-3	0-0	1 1 2	0 1	3	0	0	0	0 0	-3
33 Jason Jiloboh	G 01:40	0-0	0-0	0-0	0 0 0	0 0	0	0	0	0	0 0	-4
Team					0 4 4		0					
Totals		25-61	5-19	14-16	6 20 26	17 15	69	11	11	5	7 6	-3

Technical Fouls: NONE

Shooting By Period
1 <sup>st</sup> FG% 11-29 37.9%
3PT% 3-10 30.0%
FT% 4-5 80%
2 <sup>nd</sup> FG% 14-32 43.8%
3PT% 2-9 22.2%
FT% 10-11 90.9%
GM FG% 25-61 41.0%
3PT% 5-19 26.3%
FT% 14-16 87.5%

Dead Ball Rebounds: 0, 2

Mississippi State - 72

Record: 9-5 (4-2)

NO. Name	Min	FG M-A	3P M-A	FT M-A	Rebounds OR DR TOT	Fouls PF FD	TP	AS	TO	ST	Blocks BS BA	+/-
24 Abdul Ado	F 34:05	5-5	0-0	1-2	3 6 9	3 2	11	1	0	1	3 0	8
35 Tolu Smith	F 34:46	11-13	0-0	5-10	7 7 14	1 7	27	0	1	0	3 1	3
0 Jalen Johnson	G 19:19	1-4	0-2	1-2	0 0 0	0 1	3	2	1	2	0 1	3
1 Iverson Molinar	G 34:51	5-13	1-1	2-2	0 6 6	2 2	13	3	5	0	0 3	2
3 D.J. Stewart Jr.	G 31:39	4-15	0-3	3-4	0 4 4	2 3	11	3	4	2	0 2	2
5 Davon Smith	G 26:03	2-6	0-1	1-2	1 5 6	4 1	5	4	2	1	0 0	-3
4 Cameron Matthews	G 15:18	1-4	0-1	0-2	2 2 4	0 1	2	1	0	0	0 0	2
32 Quinten Post	G 03:59	0-0	0-0	0-0	0 0 0	3 0	0	0	2	0	0 0	-2
Team					2 2 4		0					
Totals		29-60	1-8	13-24	15 32 47	15 17	72	14	15	6	6 7	3

Technical Fouls: NONE

	UF	MSU
Biggest lead	4 (1 <sup>st</sup> 15:48)	11 (2 <sup>nd</sup> 18:22)
Best Scoring Run	5 (1 <sup>st</sup> 12:49)	12 (2 <sup>nd</sup> 18:22)
Lead Changes	6	
Times Tied	5	
Time with Lead	06:36	30:52
Points from	UF	MSU
Turnovers	11	10
Paint	30	52
Second Chance	4	18
Fast Breaks	11	11
Bench	7	7

Period by Period Scoring
1st 2nd TOT
UF 29 40 69
MSU 32 40 72



Official Basketball Box Score - Final  
**Florida at Georgia**  
01/23/21 Siegelman Coliseum, Athens  
2020-21 Men's Basketball

Game Time: 2:05 PM  
Game Duration: 2:08  
Attendance: 1,538

Officials: Tony Greene, Mike Nance, Doug Simons

Florida - 92

Record: 8-4 (5-3)

<

## Technical Fouls::NONE

# 2020-21 MISCELLANEOUS STATS

## TIMES LED UP IN SCORING

*Includes times co-led*

	Season	Career
Colin Castleton	4	4
Tre Mann	4	4
Keyontae Johnson	2	18
Tyree Appleby	2	2
Noah Locke	1	10
Scottie Lewis	1	4
Anthony Duruji	1	1
Ques Glover	0	1
Omar Payne	0	1

## TIMES LED UP IN REBOUNDING

*Includes times co-led*

	Season	Career
Colin Castleton	6	6
Tre Mann	4	4
Omar Payne	3	4
Keyontae Johnson	1	26
Scottie Lewis	1	4
Noah Locke	1	3
Anthony Duruji	1	1

## TIMES LED UP IN ASSISTS

*Includes times co-led*

	Season	Career
Tre Mann	8	8
Tyree Appleby	5	5
Scottie Lewis	2	2
Colin Castleton	1	1
Keyontae Johnson	0	3
Noah Locke	0	3

## DOUBLE-FIGURE SCORING GAMES

	Season	Career
Tre Mann	13	18
Noah Locke	10	43
Colin Castleton	9	9
Tyree Appleby	8	8
Scottie Lewis	6	15
Keyontae Johnson	3	37
Omar Payne	3	5
Anthony Duruji	2	2
Ques Glover	1	4

## 20-POINT GAMES

	Season	Career
Colin Castleton	4	4
Keyontae Johnson	1	8
Tyree Appleby	1	1
Tre Mann	1	1
Noah Locke	0	3

## 30-POINT GAMES

	Season	Career
None		

## DOUBLE-FIGURE REBOUNDING GAMES

	Season	Career
Keyontae Johnson	1	14
Scottie Lewis	1	2
Colin Castleton	1	1
Tre Mann	1	1
Noah Locke	0	1
Omar Payne	0	1

## DOUBLE-FIGURE ASSIST GAMES

	Season	Career
None		

## DOUBLE-DOUBLES

	Season	Career
Keyontae Johnson	1	13
Scottie Lewis	1	2
Colin Castleton	1	1
Noah Locke	0	1
Omar Payne	0	1

## TRIPLE-DOUBLES

	Season	Career
None		

## DUNKS (TOTAL: 55)

	Season	Career
Colin Castleton	19	19
Omar Payne	18	43
Anthony Duruji	7	7
Keyontae Johnson	4	53
Scottie Lewis	4	13
Osayi Osifo	2	2
Jason Jitoboh	1	3
Noah Locke	0	2

## CHARGES DRAWN (TOTAL: 7)

	Season	Career
Keyontae Johnson	2	25
Samson Ruzhentsev	2	2
Tyree Appleby	2	2
Tre Mann	1	6
Ques Glover	0	2
Noah Locke	0	1

## POINT DISTRIBUTION (%)

Freshmen	64	5.5%
Sophomores	430	37%
Juniors	669	57.5%
Seniors	---	---
<b>TOTAL</b>	<b>1,163</b>	

## TECHNICAL FOULS

Opponents	4
Florida	6

## SHOT CLOCK EXPIRED

Opponents	5
Florida	6

## 10-SECOND VIOLATION

Opponents	1
Florida	0

## FIRST OFF THE BENCH

*Includes all if multiple players enter*

	Season	Career
Omar Payne	5	15
Tyree Appleby	4	4
Ques Glover	3	11
Jason Jitoboh	2	5
Noah Locke	1	9
Scottie Lewis	1	7
Colin Castleton	1	1
Anthony Duruji	1	1
Osayi Osifo	1	1
Samson Ruzhentsev	1	1
Keyontae Johnson	0	9
Tre Mann	0	9

## SCORED UF'S FIRST POINTS

	Season	Career
Tre Mann	5	5
Noah Locke	4	14
Keyontae Johnson	2	10
Tyree Appleby	2	2
Omar Payne	1	3
Anthony Duruji	1	1
Scottie Lewis	0	3

## HOW UF'S FIRST POINTS SCORED

3-Pointer	7
Jump Shot	4
Layup	2
Dunk	1
Free Throw	0

## OLD FASHIONED 3-POINT PLAYS

*Ordered by most conversions*

	Season	Career
Scottie Lewis	5-6	8-11
Colin Castleton	2-3	2-3
Keyontae Johnson	2-2	16-22
Tre Mann	2-2	4-5
Tyree Appleby	1-2	1-2
Neils Lane	1-1	1-1
Noah Locke	0-1	2-3
Ques Glover	0-0	2-5
Omar Payne	0-0	1-3
<b>TOTALS</b>	<b>13-17</b>	<b>37-55</b>
	<b>.765</b>	<b>.673</b>

## 4-POINT PLAYS

*Ordered by most conversions*

	Season	Career
Noah Locke	0-0	1-1
Ques Glover	0-0	0-1
<b>TOTALS</b>	<b>0-0</b>	<b>1-2</b>

## 3-POINTER STREAK - TEAM

Florida:	120 (at SC, 1/18/17)
Opponents:	731 (FAMU,12/4/99)

## PLAYERS IN DOUBLE FIGURES

Players	Games
1	0
2	2
3	3
4	5
5	4

## RUNS OF 10-0 OR BETTER

Run	Occurrences
10-0	0
11-0	1
12-0	1
13-0	3
14-0	1
15-0	0

Largest run: 14-0, vs. Ole Miss, 1/12/21

## LINEUPS AND RECORD

*(Listed by position 1-5; Ordered by most wins)*

Mann, Locke, Lewis, Johnson, Castleton	3-1
Mann, Locke, Lewis, Duruji, Castleton	2-1
Appleby, Mann, Locke, Duruji, Payne	2-0
Appleby, Mann, Locke, Castleton, Payne	2-1
Appleby, Mann, Locke, Duruji, Castleton	1-0
Appleby, Mann, Lewis, Duruji, Castleton	0-1

# 2020-21 MISCELLANEOUS STATS

## STREAKS

*Streak stats below are consecutive team games; i.e., a player's streak starts over if he misses a game.*

## GAMES PLAYED

Noah Locke 82, Tre Mann 40, Omar Payne 16, Tyree Appleby 15, Anthony Duruji 15, Ques Glover 9, Colin Castleton 4, Jason Jitoboh 3, Scottie Lewis 3, Samson Ruzhentsev 3, Neils Lane 1

## STARTS

Tre Mann 15, Tyree Appleby 8, Noah Locke 7, Omar Payne 5, Colin Castleton 3

## GAMES SCORED

Tre Mann 23, Noah Locke 19, Tyree Appleby 15, Anthony Duruji 14, Colin Castleton 3, Scottie Lewis 3, Anthony Duruji 2

## GAMES WITH A 3-POINTER

Noah Locke 9, Tre Mann 4, Tyree Appleby 1

## GAMES WITH A REBOUND

Omar Payne 15, Anthony Duruji 14, Tre Mann 14, Tyree Appleby 12, Noah Locke 10, Colin Castleton 4, Scottie Lewis 3

## GAMES WITH AN ASSIST

Tyree Appleby 15, Tre Mann 15, Noah Locke 6, Colin Castleton 4, Scottie Lewis 3, Anthony Duruji 1

## CONSECUTIVE MADE FREE THROWS

	Active	Season High
Keyontae Johnson	9	9
Ques Glover	5	5
Colin Castleton	3	9
Noah Locke	2	6
Niels Lane	2	2
Tre Mann	1	12
Scottie Lewis	1	8
Anthony Duruji	1	5
Samson Ruzhentsev	1	3
Tyree Appleby	0	12
Osayi Osifo	0	3
Omar Payne	0	3

## SCORING MARGIN

**Largest Lead:** 47, 86-39 vs. Stetson, 12/6/20

**Largest Deficit:** 25, 66-41 vs. Kentucky, 1/9/21

**Largest Deficit Overcome:** 12, 27-15 vs. Army, 12/2/20

**Largest Lead Lost:** 9, 23-14, at Florida State, 12/12/20

**Largest Margin of Victory:** 46, vs. Stetson, 12/6/20

**Largest Margin of Defeat:** 18, vs. Kentucky, 1/9/21

## SITUATIONAL RECORDS

	2020-21	Under White
Scoring First	3-2	74-35
Leading at Half	7-1	96-24
Trailing at Half	2-4	18-42
Tied at Half	1-0	4-4
Leading with 5:00 Left	8-1	107-11
Trailing with 5:00 Left	1-4	9-56
Tied with 5:00 Left	1-0	2-3
In Overtime	0-0	5-4
In Double Overtime	0-0	2-0
When UF Outrebounds Opponent	7-1	64-22
When UF is Outrebounded	2-4	45-45
When Rebounds are the Same	1-0	8-3
When UF Commits More Turnovers	3-3	23-26
When UF Forces More Turnovers	5-2	83-41
When Turnovers are the Same	2-0	11-4
When UF Has More Free Throw Attempts	3-1	75-25
When Opponent Has More Free Throw Attempts	6-3	36-39
When Free Throw Attempts are the Same	1-1	7-6
When UF Shoots 45% or Better from the Field	9-0	73-8
When UF Shoots Less Than 45% from the Field	1-5	45-61
When Opponent Shoots 45% or Better from the Field	1-5	18-40
When Opponent Shoots Less Than 45% from the Field	9-0	100-30
When UF Shoots Same or Better Than Opponent from the Field	10-0	99-11
When Opponent Shoots Better Than UF from the Field	0-5	19-59
When UF Shoots 40% or Better from 3-Point Range	5-3	44-12
When UF Shoots Less Than 40% from 3-Point Range	5-2	72-57
When UF Shoots Better Than Opponent from 3-Point Range	7-3	78-16
When UF Shoots 75% or Better from the Line	6-1	49-25
When UF Shoots Less Than 75% from the Line	4-4	69-44
When UF Bench Equals or Outscores Opponent's	5-1	83-38
When Opponent Bench Outscores UF's	5-4	34-32
Following a UF win	6-4	69-49
Following a UF loss	3-1	45-20
When 3 or More Players Score in Double Figures	9-3	100-46
When 4 or More Players Score in Double Figures	7-2	58-17
When 5 or More Players Score in Double Figures	4-0	22-1
In White Uniforms	6-3	73-32
In Blue Uniforms	3-1	24-19
In Orange Uniforms	0-0	14-15
In Black Uniforms	1-1	7-4
In November	0-0	23-8
In December	4-1	21-12
In January	6-3	32-19
In February	0-1	25-17
In March	0-0	12-14
On Sunday	1-0	6-6
On Monday	0-0	3-1
On Tuesday	2-1	24-15
On Wednesday	3-1	22-10
On Thursday	1-0	15-0
On Friday	0-0	11-5
On Saturday	3-3	37-34



# 2020-21 Florida Men's Basketball Combined Team Statistics All games

Page 1/1  
as of Feb 04, 2021

## Game Records

Record	Overall	Home	Away	Neutral
ALL GAMES	10-5	5-2	3-3	2-0
CONFERENCE	6-4	4-2	2-2	0-0
NON-CONFERENCE	4-1	1-0	1-1	2-0

## Score by Periods

Team	1st	2nd	OT	TOT
Florida	549	614	0	1163
Opponents	506	560	0	1066

## Team Box Score

No.	Player				Total		3-Point		F-Throw		Rebounds											
		GP-GS	MIN	AVG	FG-FGA	FG%	3FG-FGA	3FG%	FT-FTA	FT%	OFF	DEF	TOT	AVG	PF	DQ	A	TO	BLK	STL	PTS	AVG
11	JOHNSON, Keyontae	4-4	79:49	20.0	25-39	.641	3-7	.429	11-14	.786	2	16	18	4.5	6	0	5	11	0	4	64	16.0
1	MANN, Tre	15-15	464:01	30.9	74-180	.411	27-66	.409	42-52	.808	9	70	79	5.3	41	0	57	42	2	23	217	14.5
12	CASTLETON, Colin	14-13	338:58	24.2	73-120	.608	0-0	.000	39-55	.709	36	43	79	5.6	36	0	14	22	37	5	185	13.2
10	LOCKE, Noah	15-14	442:42	29.5	59-140	.421	37-88	.420	18-24	.750	8	31	39	2.6	26	0	13	16	4	12	173	11.5
22	APPLEBY, Tyree	15-8	413:55	27.6	47-107	.439	15-41	.366	45-56	.804	3	43	46	3.1	34	0	52	40	3	27	154	10.3
23	LEWIS, Scottie	11-8	307:57	28.0	34-72	.472	8-21	.381	30-41	.732	10	33	43	3.9	26	0	23	18	15	18	106	9.6
4	DURUJI, Anthony	15-8	299:53	20.0	35-84	.417	9-32	.281	8-14	.571	23	33	56	3.7	37	1	9	17	7	8	87	5.8
5	PAYNE, Omar	15-5	252:25	16.8	30-40	.750	0-0	.000	7-16	.438	24	32	56	3.7	41	0	5	12	23	4	67	4.5
2	RUZHENTSEV, Samson	11-0	85:36	7.8	10-24	.417	7-19	.368	4-5	.800	4	5	9	0.8	5	0	1	4	1	1	31	2.8
0	GLOVER, Ques	14-0	122:26	8.7	13-34	.382	3-8	.375	7-8	.875	2	8	10	0.7	13	0	9	11	0	6	36	2.6
15	OSIFO, Osayi	11-0	94:13	8.6	10-16	.625	0-0	.000	4-7	.571	14	16	30	2.7	21	1	3	8	1	2	24	2.2
44	LANE, Niels	10-0	59:23	5.9	5-17	.294	0-7	.000	5-6	.833	2	7	9	0.9	5	0	3	0	1	2	15	1.5
33	JITOBOH, Jason	7-0	30:22	4.3	2-5	.400	0-0	.000	0-0	.000	1	5	6	0.9	5	0	0	1	1	1	4	0.6
20	MAY, Jack	3-0	02:37	0.9	0-0	.000	0-0	.000	0-0	.000	0	1	1	0.3	1	0	0	0	0	0	0	0.0
3	KLATSKY, Alex	3-0	05:43	1.9	0-2	.000	0-2	.000	0-0	.000	0	0	0	0.0	0	0	0	0	0	0	0	0.0
Team											21	36	57					7				
Total		15	3000		417-880	.474	109-291	.375	220-298	.738	159	379	538	35.9	297	2	194	209	95	113	1163	77.5
Opponents		15	3008		373-878	.425	96-290	.331	224-328	.683	179	343	522	34.8	278	5	193	226	46	108	1066	71.1

## Team Statistics

	UF	OPP
<b>Scoring</b>	<b>1163</b>	<b>1066</b>
Points per game	77.5	71.1
Scoring margin	+6.5	-
<b>Field goals-att</b>	<b>417-880</b>	<b>373-878</b>
Field goal pct	.474	.425
<b>3 point fg-att</b>	<b>109-291</b>	<b>96-290</b>
3-point FG pct	.375	.331
3-pt FG made per game	7.3	6.4
<b>Free throws-att</b>	<b>220-298</b>	<b>224-328</b>
Free throw pct	.738	.683
F-Throws made per game	14.7	14.9
<b>Rebounds</b>	<b>538</b>	<b>522</b>
Rebounds per game	35.9	34.8
Rebounding margin	+1.1	-
<b>Assists</b>	<b>194</b>	<b>193</b>
Assists per game	12.9	12.9
<b>Turnovers</b>	<b>209</b>	<b>226</b>
Turnovers per game	13.9	15.1
Turnover margin	+1.1	-
Assist/turnover ratio	0.9	0.9
<b>Steals</b>	<b>113</b>	<b>108</b>
Steals per game	7.5	7.2
<b>Blocks</b>	<b>95</b>	<b>46</b>
Blocks per game	6.3	3.1
<b>Winning streak</b>	<b>0</b>	<b>-</b>
Home win streak	0	-
<b>Attendance</b>	<b>15948</b>	<b>8548</b>
Home games-Avg/Game	7-2278	6-1425
Neutral site-Avg/Game	-	2-0

## Team Results

Date	Opponent		Score	Att.
12/02/2020	vs Army West Point	W	76-69	0
12/03/2020	vs Boston College	W	90-70	0
12/06/2020	Stetson	W	86-40	2193
12/12/2020	at Florida St.	L	71-83	2761
12/30/2020	at Vanderbilt	W	91-72	94
01/02/2021	LSU	W	83-79	2211
01/05/2021	at Alabama	L	71-86	2055
01/09/2021	Kentucky	L	58-76	2324
01/12/2021	Ole Miss	W	72-63	2254
01/16/2021	at Mississippi St.	L	69-72	1000
01/19/2021	Tennessee	W	75-49	2280
01/23/2021	at Georgia	W	92-84	1638
01/27/2021	Vanderbilt	W	78-71	2404
01/30/2021	at West Virginia	W	85-80	1000
02/03/2021	South Carolina	L	66-72	2282



# 2020-21 Florida Men's Basketball Combined Team Statistics In Conference games

Page 1/1  
as of Feb 04, 2021

## Game Records

Record	Overall	Home	Away	Neutral
ALL GAMES	6-4	4-2	2-2	0-0
CONFERENCE	6-4	4-2	2-2	0-0
NON-CONFERENCE	0-0	0-0	0-0	0-0

## Score by Periods

Team	1st	2nd	OT	TOT
Florida	363	392	0	755
Opponents	336	388	0	724

## Team Box Score

No.	Player				Total		3-Point		F-Throw		Rebounds												
		GP-GS	MIN	AVG	FG-FGA	FG%	3FG-FGA	3FG%	FT-FTA	FT%	OFF	DEF	TOT	AVG	PF	DQ	A	TO	BLK	STL	PTS	AVG	
12	CASTLETON, Colin	9-8	235:04	26.1	57-96	.594	0-0	.000	24-36	.667	24	30	54	6.0	21	0	12	15	27	2	138	15.3	
1	MANN, Tre	10-10	322:52	32.3	49-124	.395	17-45	.378	30-38	.789	8	50	58	5.8	26	0	35	30	2	17	145	14.5	
22	APPLEBY, Tyree	10-7	298:35	29.9	36-78	.462	12-30	.400	29-37	.784	3	33	36	3.6	21	0	36	24	3	16	113	11.3	
10	LOCKE, Noah	10-9	321:14	32.1	40-97	.412	23-60	.383	9-14	.643	7	20	27	2.7	15	0	10	12	3	9	112	11.2	
23	LEWIS, Scottie	6-4	164:21	27.4	17-40	.425	2-12	.167	12-17	.706	4	14	18	3.0	16	0	12	8	7	10	48	8.0	
4	DURUJI, Anthony	10-8	234:17	23.4	32-69	.464	9-25	.360	6-8	.750	20	23	43	4.3	23	0	8	15	7	7	79	7.9	
5	PAYNE, Omar	10-4	166:34	16.7	19-24	.792	0-0	.000	7-14	.500	18	23	41	4.1	27	0	2	7	15	2	45	4.5	
2	RUZHENTSEV, Samson	7-0	56:03	8.0	8-16	.500	6-13	.462	2-2	1.000	3	4	7	1.0	2	0	0	3	0	0	24	3.4	
0	GLOVER, Ques	9-0	80:29	8.9	10-23	.435	2-5	.400	3-4	.750	1	4	5	0.6	8	0	5	8	0	6	25	2.8	
15	OSIFO, Osayi	8-0	57:08	7.1	8-12	.667	0-0	.000	1-2	.500	10	8	18	2.3	16	1	3	6	0	2	17	2.1	
44	LANE, Niels	7-0	39:16	5.6	2-10	.200	0-5	.000	3-4	.750	0	6	6	0.9	2	0	2	0	0	2	7	1.0	
33	JITOBOH, Jason	4-0	20:29	5.1	1-3	.333	0-0	.000	0-0	.000	1	2	3	0.8	3	0	0	0	1	1	2	0.5	
20	MAY, Jack	2-0	01:49	0.9	0-0	.000	0-0	.000	0-0	.000	0	0	0	0.0	0	0	0	0	0	0	0	0.0	
3	KLATSKY, Alex	2-0	01:49	0.9	0-1	.000	0-1	.000	0-0	.000	0	0	0	0.0	0	0	0	0	0	0	0	0.0	
Team											12	26	38					6					
Total		10	2000		279-593	.470	71-196	.362	126-176	.716	111	243	354	35.4	180	1	125	134	65	74	755	75.5	
Opponents		10	2008		266-601	.443	58-175	.331	134-195	.687	125	228	353	35.3	174	3	127	140	36	72	724	72.4	

## Team Statistics

	UF	OPP
<b>Scoring</b>	<b>755</b>	<b>724</b>
Points per game	75.5	72.4
Scoring margin	+3.1	-
<b>Field goals-att</b>	<b>279-593</b>	<b>266-601</b>
Field goal pct	.470	.443
<b>3 point fg-att</b>	<b>71-196</b>	<b>58-175</b>
3-point FG pct	.362	.331
3-pt FG made per game	7.1	5.8
<b>Free throws-att</b>	<b>126-176</b>	<b>134-195</b>
Free throw pct	.716	.687
F-Throws made per game	12.6	13.4
<b>Rebounds</b>	<b>354</b>	<b>353</b>
Rebounds per game	35.4	35.3
Rebounding margin	+0.1	-
<b>Assists</b>	<b>125</b>	<b>127</b>
Assists per game	12.5	12.7
<b>Turnovers</b>	<b>134</b>	<b>140</b>
Turnovers per game	13.4	14.0
Turnover margin	+0.6	-
Assist/turnover ratio	0.9	0.9
<b>Steals</b>	<b>74</b>	<b>72</b>
Steals per game	7.4	7.2
<b>Blocks</b>	<b>65</b>	<b>36</b>
Blocks per game	6.5	3.6
<b>Winning streak</b>	<b>0</b>	<b>-</b>
Home win streak	0	-
<b>Attendance</b>	<b>13755</b>	<b>4787</b>
Home games-Avg/Game	6-2293	4-1197
Neutral site-Avg/Game	-	0-0

## Team Results

Date	Opponent		Score	Att.
12/30/2020	at Vanderbilt	W	91-72	94
01/02/2021	LSU	W	83-79	2211
01/05/2021	at Alabama	L	71-86	2055
01/09/2021	Kentucky	L	58-76	2324
01/12/2021	Ole Miss	W	72-63	2254
01/16/2021	at Mississippi St.	L	69-72	1000
01/19/2021	Tennessee	W	75-49	2280
01/23/2021	at Georgia	W	92-84	1638
01/27/2021	Vanderbilt	W	78-71	2404
02/03/2021	South Carolina	L	66-72	2282



2020-21 Florida Men's Basketball  
Category Leaders  
All games

Page 1/3  
as of Feb 04, 2021

### Points

##	Player	G	Pts	Pts/G
1	Mann, Tre	15	217	14.5
12	Castleton, Colin	14	185	13.2
10	Locke, Noah	15	173	11.5
22	Appleby, Tyree	15	154	10.3
23	Lewis, Scottie	11	106	9.6
4	Duruji, Anthony	15	87	5.8
5	Payne, Omar	15	67	4.5
11	Johnson, Keyontae	4	64	16.0
0	Glover, Ques	14	36	2.6
2	Ruzhentsev, Samson	11	31	2.8
15	Osifo, Osayi	11	24	2.2
44	Lane, Niels	10	15	1.5
33	Jitoboh, Jason	7	4	0.6

### Scoring Average

##	Player	G	Pts	Pts/G
11	Johnson, Keyontae	4	64	16.0
1	Mann, Tre	15	217	14.5
12	Castleton, Colin	14	185	13.2
10	Locke, Noah	15	173	11.5
22	Appleby, Tyree	15	154	10.3
23	Lewis, Scottie	11	106	9.6
4	Duruji, Anthony	15	87	5.8
5	Payne, Omar	15	67	4.5
2	Ruzhentsev, Samson	11	31	2.8
0	Glover, Ques	14	36	2.6
15	Osifo, Osayi	11	24	2.2
44	Lane, Niels	10	15	1.5
33	Jitoboh, Jason	7	4	0.6

### Field Goal Percentage

##	Player	FG	Att	Pct
5	Payne, Omar	30	40	.750
11	Johnson, Keyontae	25	39	.641
15	Osifo, Osayi	10	16	.625
12	Castleton, Colin	73	120	.608
23	Lewis, Scottie	34	72	.472
22	Appleby, Tyree	47	107	.439
10	Locke, Noah	59	140	.421
4	Duruji, Anthony	35	84	.417
2	Ruzhentsev, Samson	10	24	.417
1	Mann, Tre	74	180	.411
33	Jitoboh, Jason	2	5	.400
0	Glover, Ques	13	34	.382
44	Lane, Niels	5	17	.294

### Field Goal Attempts

##	Player	G	Att	Att/G
1	Mann, Tre	15	180	12.0
10	Locke, Noah	15	140	9.3
12	Castleton, Colin	14	120	8.6
22	Appleby, Tyree	15	107	7.1
4	Duruji, Anthony	15	84	5.6

### Field Goals Made

##	Player	G	Made	Made/G
1	Mann, Tre	15	74	4.9
12	Castleton, Colin	14	73	5.2
10	Locke, Noah	15	59	3.9
22	Appleby, Tyree	15	47	3.1
4	Duruji, Anthony	15	35	2.3



**2020-21 Florida Men's Basketball**  
**Category Leaders**  
**All games**

Page 2/3  
as of Feb 04, 2021

### 3-Point FG Percentage

##	Player	3FG	Att	Pct
11	Johnson, Keyontae	3	7	.429
10	Locke, Noah	37	88	.420
1	Mann, Tre	27	66	.409
23	Lewis, Scottie	8	21	.381
0	Glover, Ques	3	8	.375
2	Ruzhentsev, Samson	7	19	.368
22	Appleby, Tyree	15	41	.366
4	Duruji, Anthony	9	32	.281

### 3-Point FG Attempts

##	Player	G	Att	Att/G
10	Locke, Noah	15	88	5.9
1	Mann, Tre	15	66	4.4
22	Appleby, Tyree	15	41	2.7
4	Duruji, Anthony	15	32	2.1
23	Lewis, Scottie	11	21	1.9

### 3-Point FG Made

##	Player	G	Made	Made/G
10	Locke, Noah	15	37	2.5
1	Mann, Tre	15	27	1.8
22	Appleby, Tyree	15	15	1.0
4	Duruji, Anthony	15	9	0.6
23	Lewis, Scottie	11	8	0.7

### Free Throw Percentage

##	Player	Made	Att	Pct
0	Glover, Ques	7	8	.875
44	Lane, Niels	5	6	.833
1	Mann, Tre	42	52	.808
22	Appleby, Tyree	45	56	.804
2	Ruzhentsev, Samson	4	5	.800
11	Johnson, Keyontae	11	14	.786
10	Locke, Noah	18	24	.750
23	Lewis, Scottie	30	41	.732
12	Castleton, Colin	39	55	.709
4	Duruji, Anthony	8	14	.571
15	Osifo, Osayi	4	7	.571
5	Payne, Omar	7	16	.438

### Free Throw Attempts

##	Player	G	Att	Att/G
22	Appleby, Tyree	15	56	3.7
12	Castleton, Colin	14	55	3.9
1	Mann, Tre	15	52	3.5
23	Lewis, Scottie	11	41	3.7
10	Locke, Noah	15	24	1.6

### Free Throws Made

##	Player	G	Made	Made/G
22	Appleby, Tyree	15	45	3.0
1	Mann, Tre	15	42	2.8
12	Castleton, Colin	14	39	2.8
23	Lewis, Scottie	11	30	2.7
10	Locke, Noah	15	18	1.2

### Rebounds

##	Player	G	Reb	Reb/G
1	Mann, Tre	15	79	5.3
12	Castleton, Colin	14	79	5.6
4	Duruji, Anthony	15	56	3.7
5	Payne, Omar	15	56	3.7
22	Appleby, Tyree	15	46	3.1

### Assists

##	Player	G	Ast	Ast/G
1	Mann, Tre	15	57	3.8
22	Appleby, Tyree	15	52	3.5
23	Lewis, Scottie	11	23	2.1
12	Castleton, Colin	14	14	1.0
10	Locke, Noah	15	13	0.9

### Rebounds Average

##	Player	G	Reb	Reb/G
12	Castleton, Colin	14	79	5.6
1	Mann, Tre	15	79	5.3
11	Johnson, Keyontae	4	18	4.5
23	Lewis, Scottie	11	43	3.9
4	Duruji, Anthony	15	56	3.7

### Steals

##	Player	G	Stl	Stl/G
22	Appleby, Tyree	15	27	1.8
1	Mann, Tre	15	23	1.5
23	Lewis, Scottie	11	18	1.6
10	Locke, Noah	15	12	0.8
4	Duruji, Anthony	15	8	0.5



2020-21 Florida Men's Basketball  
Category Leaders  
All games

Page 3/3  
as of Feb 04, 2021

### Offensive Rebounds

##	Player	G	OReb	OReb/G
12	Castleton, Colin	14	36	2.6
5	Payne, Omar	15	24	1.6
4	Duruji, Anthony	15	23	1.5
15	Osifo, Osayi	11	14	1.3
23	Lewis, Scottie	11	10	0.9

### Blocked Shots

##	Player	G	Blk	Blk/G
12	Castleton, Colin	14	37	2.6
5	Payne, Omar	15	23	1.5
23	Lewis, Scottie	11	15	1.4
4	Duruji, Anthony	15	7	0.5
10	Locke, Noah	15	4	0.3

### Defensive Rebounds

##	Player	G	DReb	DReb/G
1	Mann, Tre	15	70	4.7
12	Castleton, Colin	14	43	3.1
22	Appleby, Tyree	15	43	2.9
23	Lewis, Scottie	11	33	3.0
4	Duruji, Anthony	15	33	2.2

### Minutes

##	Player	G	Min	Min/G
1	Mann, Tre	15	464	30:56
10	Locke, Noah	15	443	29:31
22	Appleby, Tyree	15	414	27:36
12	Castleton, Colin	14	339	24:13
23	Lewis, Scottie	11	308	27:60

### Fouls

##	Player	G	PF	PF/G
1	Mann, Tre	15	41	2.7
5	Payne, Omar	15	41	2.7
4	Duruji, Anthony	15	37	2.5
12	Castleton, Colin	14	36	2.6
22	Appleby, Tyree	15	34	2.3

### Turnovers

##	Player	G	TO	TO/G
1	Mann, Tre	15	42	2.8
22	Appleby, Tyree	15	40	2.7
12	Castleton, Colin	14	22	1.6
23	Lewis, Scottie	11	18	1.6
4	Duruji, Anthony	15	17	1.1

### Foul Outs

##	Player	G	FO
4	Duruji, Anthony	15	1
15	Osifo, Osayi	11	1



**2020-21 Florida Men's Basketball  
Team Game-by-Game  
All games**

Page 1/1  
as of Feb 04, 2021

				Total		3-Pointers		Free throws		Rebounds											
Opponent	Date	Score		FG-FGA	PCT	3FG-FGA	PCT	FT-FTA	PCT	OFF	DEF	TOT	AVG	PF	A	TO	BLK	STL	PTS	AVG	
vs Army West Point	12/02/2020	76-69	W	24-50	.480	4-15	.267	24-36	.667	7	27	34	34.0	22	10	14	4	12	76	76.0	
vs Boston College	12/03/2020	90-70	W	35-62	.565	7-17	.412	13-16	.813	7	28	35	34.5	23	13	17	6	8	90	83.0	
Stetson	12/06/2020	86-40	W	28-62	.452	9-23	.391	21-24	.875	14	30	44	37.7	24	17	11	6	8	86	84.0	
at Florida St.	12/12/2020	71-83	L	25-59	.424	10-23	.435	11-16	.688	10	24	34	36.8	24	14	20	8	6	71	80.8	
at Vanderbilt	12/30/2020	91-72	W	34-55	.618	7-17	.412	16-25	.640	8	28	36	36.6	23	14	14	9	9	91	82.8	
LSU	01/02/2021	83-79	W	29-58	.500	5-21	.238	20-23	.870	13	22	35	36.3	20	9	13	2	5	83	82.8	
at Alabama	01/05/2021	71-86	L	27-68	.397	9-20	.450	8-14	.571	15	24	39	36.7	19	14	14	4	9	71	81.1	
Kentucky	01/09/2021	58-76	L	21-56	.375	9-20	.450	7-13	.538	13	17	30	35.9	12	10	16	4	4	58	78.3	
Ole Miss	01/12/2021	72-63	W	22-51	.431	6-14	.429	22-26	.846	10	29	39	36.2	11	9	10	10	6	72	77.6	
at Mississippi St.	01/16/2021	69-72	L	25-61	.410	5-19	.263	14-16	.875	6	20	26	35.2	17	11	11	7	5	69	76.7	
Tennessee	01/19/2021	75-49	W	31-63	.492	6-19	.316	7-11	.636	14	30	44	36.0	22	15	15	7	11	75	76.5	
at Georgia	01/23/2021	92-84	W	37-65	.569	7-18	.389	11-17	.647	16	25	41	36.4	19	14	14	5	10	92	77.8	
Vanderbilt	01/27/2021	78-71	W	28-54	.519	10-23	.435	12-16	.750	8	21	29	35.8	22	16	15	5	7	78	77.8	
at West Virginia	01/30/2021	85-80	W	26-54	.481	8-17	.471	25-30	.833	10	27	37	35.9	24	15	13	6	5	85	78.4	
South Carolina	02/03/2021	66-72	L	25-62	.403	7-25	.280	9-15	.600	8	27	35	35.9	15	13	12	12	8	66	77.5	
Total		1163		417-880	.474	109-291	.375	220-298	.738	159	379	538	35.9	297	194	209	95	113	1163	77.5	
Opponents		1066		373-878	.425	96-290	.331	224-328	.683	179	343	522	34.8	278	193	226	46	108	1066	71.1	

**Florida Averages**

Games Played	Points/game	FG Pct	3FG Pct	FT Pct	Rebounds/game	Assists/game	Turnovers/game	Assist/Turnover ratio	Steals/game	Blocks/game
15	77.5	47.4	37.5	73.8	35.9	12.9	13.9	0.9	7.5	6.3



# 2020-21 Florida Men's Basketball Opponents Game-by-Game All games

Page 1/1  
as of Feb 04, 2021

				Total		3-Pointers		Free throws		Rebounds											
Opponent	Date	Score		FG-FGA	PCT	3FG-FGA	PCT	FT-FTA	PCT	OFF	DEF	TOT	AVG	PF	A	TO	BLK	STL	PTS	AVG	
vs Army West Point	12/02/2020	76-69	W	24-56	.429	10-24	.417	11-19	.579	9	26	35	35.0	27	15	20	0	7	69	69.0	
vs Boston College	12/03/2020	90-70	W	22-53	.415	8-24	.333	18-29	.621	7	23	30	32.5	17	11	17	2	10	70	69.5	
Stetson	12/06/2020	86-40	W	10-51	.196	4-23	.174	16-24	.667	14	20	34	33.0	21	6	23	1	5	40	59.7	
at Florida St.	12/12/2020	71-83	L	26-54	.481	8-16	.500	23-30	.767	8	25	33	33.0	18	17	16	4	8	83	65.5	
at Vanderbilt	12/30/2020	91-72	W	24-58	.414	8-20	.400	16-20	.800	10	18	28	32.0	19	12	16	4	6	72	66.8	
LSU	01/02/2021	83-79	W	25-61	.410	7-18	.389	22-25	.880	14	17	31	31.8	20	9	13	2	8	79	68.8	
at Alabama	01/05/2021	71-86	L	31-67	.463	8-20	.400	16-21	.762	15	29	44	33.6	18	12	13	6	10	86	71.3	
Kentucky	01/09/2021	58-76	L	29-52	.558	6-13	.462	12-13	.923	6	25	31	33.3	14	18	14	7	10	76	71.9	
Ole Miss	01/12/2021	72-63	W	23-60	.383	6-14	.429	11-15	.733	10	21	31	33.0	20	8	8	3	4	63	70.9	
at Mississippi St.	01/16/2021	69-72	L	29-60	.483	1-8	.125	13-24	.542	15	32	47	34.4	15	14	15	6	6	72	71.0	
Tennessee	01/19/2021	75-49	W	17-58	.293	3-18	.167	12-25	.480	17	19	36	34.5	14	11	18	3	6	49	69.0	
at Georgia	01/23/2021	92-84	W	32-59	.542	7-23	.304	13-24	.542	10	17	27	33.9	20	22	13	0	5	84	70.3	
Vanderbilt	01/27/2021	78-71	W	25-58	.431	8-22	.364	13-18	.722	15	20	35	34.0	17	11	17	2	7	71	70.3	
at West Virginia	01/30/2021	85-80	W	25-63	.397	8-28	.286	22-31	.710	16	21	37	34.2	21	17	10	3	6	80	71.0	
South Carolina	02/03/2021	66-72	L	31-68	.456	4-19	.211	6-10	.600	13	30	43	34.8	17	10	13	3	10	72	71.1	
Total		1066		373-878	.425	96-290	.331	224-328	.683	179	343	522	34.8	278	193	226	46	108	1066	71.1	
Florida		1163		417-880	.474	109-291	.375	220-298	.738	159	379	538	35.9	297	194	209	95	113	1163	77.5	

## Opponents Averages

Games Played	Points/game	FG Pct	3FG Pct	FT Pct	Rebounds/game	Assists/game	Turnovers/game	Assist/Turnover ratio	Steals/game	Blocks/game
15	71.1	42.5	33.1	68.3	34.8	12.9	15.1	0.9	7.2	3.1



**2020-21 Florida Men's Basketball**  
**Points-rebounds-assists**  
**All games**

Page 1/1  
as of Feb 04, 2021

Opponent	Date	Score		0 GLOVER,QUE	1 MANN,TRE	2 RUZHENTSEV	3 KLATSKY,AL	4 DURUJI,ANT	5 PAYNE,OMAR	10 LOCKE,NOAH	11 JOHNSON,KE	12 CASTLETON,	15 OSIFO,OSAY	20 MAY,JACK
vs ARM	12/02/2020	76-69	W	0-0-0	19-6-4	0-0-1	DNP	0-4-0	2-4-0	7-3-0	16-3-2	9-8-0	DNP	DNP
vs BC	12/03/2020	90-70	W	0-0-0	17-2-6	0-0-0	DNP	2-2-0	10-1-1	12-3-1	24-12-1	3-2-1	DNP	DNP
Stet	12/06/2020	86-40	W	5-1-2	10-2-2	5-2-0	0-0-0	2-3-0	4-5-2	15-1-0	19-3-2	7-1-0	1-5-0	0-1-0
at FSU	12/12/2020	71-83	L	4-2-1	17-8-7	DNP	DNP	1-1-1	2-2-0	8-0-1	5-0-0	7-7-0	2-3-0	DNP
at Vandy	12/30/2020	91-72	W	4-1-0	9-10-4	DNP	DNP	11-5-0	4-1-0	10-2-1	DNP	23-5-1	DNP	DNP
LSU	01/02/2021	83-79	W	DNP	19-5-1	DNP	DNP	16-7-1	2-4-0	6-3-0	DNP	21-6-0	0-1-0	DNP
at Bama	01/05/2021	71-86	L	0-2-1	11-6-6	3-0-0	0-0-0	8-6-1	2-1-0	11-2-0	DNP	13-8-1	3-0-1	0-0-0
UK	01/09/2021	58-76	L	3-1-2	7-6-3	8-1-0	DNP	15-3-0	2-6-1	5-1-2	DNP	6-3-0	0-2-1	DNP
OM	01/12/2021	72-63	W	4-0-0	17-7-3	5-2-0	DNP	3-6-1	2-1-0	15-4-0	DNP	21-10-3	0-0-0	DNP
at MSU	01/16/2021	69-72	L	0-0-0	14-2-6	3-2-0	DNP	4-3-0	4-3-0	8-2-1	DNP	16-7-2	0-1-0	DNP
UT	01/19/2021	75-49	W	10-0-1	12-4-3	0-0-0	0-0-0	5-3-1	9-9-1	14-3-1	DNP	DNP	4-6-1	0-0-0
at UGa	01/23/2021	92-84	W	2-1-0	24-6-4	DNP	DNP	6-6-2	10-9-0	16-2-2	DNP	14-3-3	6-5-0	DNP
Vandy	01/27/2021	78-71	W	2-0-1	15-4-2	5-2-0	DNP	5-2-1	0-3-0	12-5-1	DNP	13-5-1	4-3-0	DNP
at WVU	01/30/2021	85-80	W	2-2-1	9-3-3	2-0-0	DNP	3-3-0	4-3-0	19-5-1	DNP	21-7-1	4-4-0	DNP
USC	02/03/2021	66-72	L	0-0-0	17-8-3	0-0-0	DNP	6-2-1	10-4-0	15-3-2	DNP	11-7-1	DNP	DNP

Opponent	Date	Score		22 APPLEBY,TY	23 LEWIS,SCOT	33 JITOBOH,JA	44 LANE,NIELS
vs ARM	12/02/2020	76-69	W	15-1-3	8-2-0	DNP	DNP
vs BC	12/03/2020	90-70	W	6-0-3	14-5-0	0-1-0	2-2-0
Stet	12/06/2020	86-40	W	2-2-2	10-10-6	0-2-0	6-1-1
at FSU	12/12/2020	71-83	L	6-2-1	19-4-3	DNP	0-0-0
at Vandy	12/30/2020	91-72	W	13-4-3	16-5-4	DNP	1-1-1
LSU	01/02/2021	83-79	W	2-3-5	17-5-2	DNP	0-0-0
at Bama	01/05/2021	71-86	L	18-5-3	2-1-0	DNP	0-0-1
UK	01/09/2021	58-76	L	10-2-1	2-3-0	DNP	0-0-0
OM	01/12/2021	72-63	W	5-7-2	DNP	DNP	DNP
at MSU	01/16/2021	69-72	L	20-2-2	DNP	0-0-0	DNP
UT	01/19/2021	75-49	W	13-4-7	DNP	2-3-0	6-5-0
at UGa	01/23/2021	92-84	W	14-3-3	DNP	DNP	0-0-0
Vandy	01/27/2021	78-71	W	12-2-6	10-1-4	0-0-0	DNP
at WVU	01/30/2021	85-80	W	12-5-7	7-4-2	2-0-0	DNP
USC	02/03/2021	66-72	L	6-4-4	1-3-2	0-0-0	0-0-0