



RAZORBACKS

Mario Bravante | Associate Director of Communications
E: bravante@uark.edu | Arkansas Razorbacks.com

2020-21 WOMEN'S BASKETBALL

SCHEDULE

Date	Opponent	Time	TV/RESULT
Nov. 25	Oral Roberts	11 a.m.	W, 96-49
Nov. 27	Wake Forest!	10:30 a.m.	W, 98-82
Nov. 28	FGCU!	1:30 p.m.	W, 86-80
Nov. 29	No. 12 Maryland!	4:30 p.m.	L, 115-96
Dec. 3	Louisiana Monroe	5:30 p.m.	W, 103-50
Dec. 6	No. 4 Baylor#	5 p.m.	W, 83-78
Dec. 9	@ SMU	7 p.m.	W, 79-47
Dec. 13	Central Arkansas	2 p.m.	W, 105-58
Dec. 19	@ Little Rock	2 p.m.	W, 80-70
Dec. 21	Arkansas-Pine Bluff	1 p.m.	W, 86-52
Dec. 31	@ No. 13 Kentucky*	7:30 p.m.	L, 75-64
Jan. 3	Missouri	4 p.m.	W, 91-88
Jan. 7	@ Tennessee*	5:30 p.m.	L, 88-73
Jan. 10	No. 8 Texas A&M*	3 p.m.	L, 74-73
Jan. 14	Florida*	7:30 p.m.	W, 84-80
Jan. 18	@ No. 4 South Carolina*	6 p.m.	L, 104-82
Jan. 25	@ No. 22 Georgia*	6 p.m.	L, 75-73
Jan. 28	No. 3 UConn	4 p.m.	W, 90-87
Jan. 31	Auburn*	2 p.m.	W, 77-67
Feb. 4	@ Mizzou*	7 p.m.	W, 85-80
Feb. 7	@ No. 7 Texas A&M*	2 p.m.	L, 69-67
Feb. 11	Mississippi State	8 p.m.	W, 86-80
Feb. 19	Ole Miss*	6 p.m.	W, 84-74
Feb. 21	@ LSU*	5 p.m.	W, 74-64
Feb. 25	@ Auburn*	8 p.m.	SEC Network
Feb. 28	Alabama*	5 p.m.	SEC Network

!-Gulf Coast Showcase #-SEC/Big 12 Challenge
*-SEC Contest | @ SEC Tournament
All Times CT

25 16/16 ARKANSAS @ AUBURN | FEB. 25 | SEC NETWORK

SERIES	Overall
Fayetteville	9-10
Away	7-11
Neutral	2-2
Last	W, 77-67, 1/31/21



ARKANSAS (17-7, 7-6)	AUBURN (5-16, 0-13)	
PTS / GAME	84.0	65.7
PTS ALLOWED / GAME	74.4	71.6
FG	.453	.382
FG DEFENSE	.438	.447
3-PT FG	.392	.270
3-PT FG DEFENSE	.331	.363
REB / GAME	33.3	37.6
REB ALLOWED / GAME	41.1	38.4
LEADING SCORER	Dungee, 22.5	Thompson, 18.0
LEADING REBOUNDER	Thomas, 6.3	Thompson, 13.1
LEADER IN ASSISTS	Slocum, 3.8	Scott-Grayson, 1.7
HEAD COACH	Mike Neighbors	Terri Williams-Flournoy
ARKANSAS RECORD	76-48 (4)	SCHOOL RECORD 140-135 (9)
CAREER RECORD	174-89 (8)	CAREER RECORD 283-239 (17)

NEIGHBORHOOD WATCH

- No. 16 Arkansas went 2-0 last week, beating both Ole Miss at home and LSU on the road.
- The Hogs are trending up at the right time, as they have won six of their last seven games.
- Arkansas moved up in both polls this week, jumping to 16 in both the AP Poll and in the Coaches Poll. They also climbed to 21 in the NET Rankings.
- In a year where games played is at a premium, Arkansas leads the NCAA, playing in 24 games so far this season.
- Of those 24 games, nine of them have been played against teams currently in the AP Top 25.
- They have also played five of the teams in the top-10, going 2-4 in those six games.
- With their win against LSU, Arkansas got to above .500 in the SEC for the first time this year.
- The Hogs started the SEC season 2-5, but have gone 5-1 over their last six SEC games.
- The Razorbacks have a chance to climb that standings even more this week, with two winnable games left in the regular season.
- The Hogs will play Auburn on Thursday night, a team they beat 77-67 on Jan. 31 at home.
- Arkansas will close out the season with Alabama at home, who sits a spot above them in the SEC.

CD2K

- Redshirt senior guard Chelsea Dungee joined an exclusive club against Mississippi State on Feb. 11, scoring her 2,000th career point.
- Dungee now joins Ladyback legend Bettye Fiscus as the only players ever to play at the University of Arkansas to score 2,000 points in a career.
- The Sapulpa, Okla. native is the only active player in the SEC to have scored 2,000 career points.
- It took Dungee 123 career games to get past the 2K mark, and she averaged 16.3 points per game over that span.
- Though it will not be recognized as a program record because not all of her points will be scored at Arkansas, Dungee needs just 12 more points to pass Fiscus' collegiate total of 2,073 points.
- Dungee has scored 1,818 points at Arkansas, the fifth-most in school history.

FOLLOW, WATCH & LISTEN



@RAZORBACKWBB

Broadcast: SEC Network
PxP: Eric Frede
Analyst: Tamika Catchings

Razorback Sports Network from IMG (Radio)

Phil Elson - <http://143.223.155.160/audio>
Fayetteville - KOSM-FM-92.1 /// KYNG-AM - 1590*
Fort Smith - KFPW-AM-1230 /// KHGG-AM-1580*
Rogers - KURM-AM-790 /// FM-100.3
*If there are conflicts on the FM station

LAST GAME'S STARTERS

DESTINY SLOCUM



RSr | Meridian, Idaho

PPG	FG	APG	3PT
14	15.6	.491	3.8 .402

TAYLAH THOMAS



Sr | Arlington, Texas

PPG	FG	RPG	FT
24	4.6	.500	6.3 .805

MAKAYLA DANIELS



So | Frederick, Md.

PPG	FG	APG	SPG
43	11.7	.389	2.4 1.6

AMBER RAMIREZ



RSr | San Antonio, Texas

PPG	FG	3PT	APG
23	12.9	.446	.444 1.5

CHELSEA DUNGEE



RSr | Sapulpa, Okla.

PPG	FG	RPG	3PT
33	22.5	.436	4.1 .395

2020-21 ROSTER @RAZORBACKWBB

NUMERICAL

NO.	NAME	POS	HT	CL	HOMETOWN/PREVIOUS SCHOOL	TWITTER
1	Marquesha Davis	G	6-0	So	McGehee, Ark./Springdale HS	@MarqueshaDavis
3	Elauna Eaton	G	6-0	Fr	Helena, Ark./Nettleton HS	@ElaunaEaton23
4	Erynn Barnum	F	6-2	RSo	Little Rock, Ark./LR Central HS	@erynnbee
11	Rylee Langerman	G	5-9	Fr	Del City, Okla./Chirstian Heritage HS	@rylang2
12	Destiny Slocum	G	5-7	RSr	Meridian, Idaho/Mountain View HS/Oregon State	@DestinySlocum24
13	Grayce Spangler	G	5-11	Sr	Fayetteville, Ark./Fayetteville HS	@grayce_1313
14	Jailyn Mason	G	5-9	RSr	Mason, Ohio/William Mason HS	@jaimason14
20	Destinee McGhee	F	6-2	Fr	Huntsville, Ala./Madison Academy	@deemcghee_20
22	Avery Hughes	G	5-7	So	Bentonville, Ark./Bentonville HS	@averyhughes00
23	Amber Ramirez	G	5-9	RSr	San Antonio, Texas/Wagner HS/TCU	@yungram_
24	Taylah Thomas	F	6-1	Sr	Arlington, Texas/Mansfield Timberview HS	@hailtaylahh
25	Destinee Oberg	C	6-3	So	Burnsville, Minn./Academy of Holy Angels	@Destineeoberg
30	Macy Weaver	F	6-3	Sr	Davis Junction, Ill./Stillman Valley HS	@macyweaver528
33	Chelsea Dungee	G	5-11	RSr	Sapulpa, Okla./Sapulpa HS/Oklahoma	@chelsea_dungee
43	Makayla Daniels	G	5-8	So	Frederick, M.D./Frederick HS	@MakaylaDaniels5

Title	Name	Year	Alma Mater
Head Coach	Mike Neighbors	4th Season	Arkansas, 1993
Associate Head Coach	Todd Schaefer	4th Season	Thomas More College, 1995
Assistant Coach	Pauline Love	4th Season	Southern Miss, 2010
Assistant Coach	Chantel Osahor	2nd Season	Washington, 2017
Director of Operations	Amber Shirey	33rd Season	Arkansas, 1992
Director of Video and Scouting	Jeff Brazil	14th Season	Arkansas, 2010
Dir. of Student-Athlete Devel.	C'eira Ricketts	4th Season	Arkansas, 2015

ELIGIBILITY	Taylah Thomas	Sophomores (5)	Freshmen (3)
Seniors (7)	Macy Weaver	Erynn Barnum	Elauna Eaton
Chelsea Dungee		Makayla Daniels	Rylee Langerman
Jailyn Mason		Marquesha Davis	Destinee McGhee
Amber Ramirez		Avery Hughes	
Destiny Slocum		Destinee Oberg	
Grayce Spangler			

ALPHABETICAL

NO.	NAME	POS	HT	CL	HOMETOWN/PREVIOUS SCHOOL
4	Erynn Barnum	F	6-2	RSo	Little Rock, Ark./LR Central HS
43	Makayla Daniels	G	5-8	So	Frederick, M.D./Frederick HS
1	Marquesha Davis	G	6-0	So	McGehee, Ark./Springdale HS
33	Chelsea Dungee	G	5-11	RSr	Sapulpa, Okla./Sapulpa HS/Oklahoma
3	Elauna Eaton	G	6-0	Fr	Helena, Ark./Nettleton HS
22	Avery Hughes	G	5-7	So	Bentonville, Ark./Bentonville HS
11	Rylee Langerman	G	5-9	Fr	Del City, Okla./Chirstian Heritage HS
14	Jailyn Mason	G	5-9	RSr	Mason, Ohio/William Mason HS
20	Destinee McGhee	F	6-2	Fr	Huntsville, Ala./Madison Academy
25	Destinee Oberg	C	6-3	So	Burnsville, Minn./Academy of Holy Angles
23	Amber Ramirez	G	5-9	RSr	San Antonio, Texas/Wagner HS/TCU
12	Destiny Slocum	G	5-7	RSr	Meridian, Idaho/Mountain View HS/Oregon State
13	Grayce Spangler	G	5-11	Sr	Fayetteville, Ark./Fayetteville HS
24	Taylah Thomas	F	6-1	Sr	Arlington, Texas/Mansfield Timberview
30	Macy Weaver	F	6-3	Sr	Davis Junction, Ill./Stillman Valley HS

BY STATE

ALABAMA	Destinee McGhee	Huntsville
ARKANSAS	Erynn Barnum	Little Rock
	Marquesha Davis	McGehee
	Elauna Eaton	Helena
	Avery Hughes	Bentonville
	Grayce Spangler	Fayetteville
IDAHO	Destiny Slocum	Meridian
ILLINOIS	Macy Weaver	Davis Junction
MARYLAND	Makayla Daniels	Frederick
MINNESOTA	Destinee Oberg	Burnsville
OHIO	Jailyn Mason	Mason
OKLAHOMA	Chelsea Dungee	Sapulpa
	Rylee Langerman	Del City
TEXAS	Amber Ramirez	San Antonio
	Taylah Thomas	Arlington

FA-NETIK

PRONUNCIATIONS

- 1 Mar-QWEE-Shuh
- 3 ELAWN-uh EAT-un
- 12 SLOW-come
- 13 GRACE
- 14 JAY-lin
- 24 TAY-luh

THE SOUTHEASTERN CONFERENCE (AS OF 2/24)

	Conference				Overall					
	W-L	Pct.	H	A	W-L	Pct.	H	A	N	Strk
South Carolina	13-1	.929	7-0	6-1	18-3	.857	9-1	7-2	2-0	W1
Texas A&M	11-1	.917	6-0	5-1	20-1	.952	12-0	8-1	0-0	W8
Georgia	9-4	.692	5-2	4-2	17-4	.810	10-2	7-2	0-0	W4
Tennessee	7-4	.636	5-1	2-3	13-6	.684	10-2	3-4	0-0	L1
Kentucky	8-5	.615	5-1	3-4	15-6	.714	11-1	4-5	0-0	L1
Alabama	8-6	.571	3-4	5-2	15-6	.714	7-4	8-2	0-0	W3
Arkansas	7-6	.538	5-1	2-5	17-7	.708	11-1	5-5	1-1	W3
LSU	6-7	.462	3-4	3-3	8-11	.421	4-5	3-3	1-3	L4
Mississippi State	4-6	.400	2-3	2-3	9-7	.563	7-3	2-4	0-0	W1
Missouri	4-8	.333	1-5	3-3	8-9	.471	5-6	3-3	0-0	W1
Ole Miss	3-9	.250	2-4	1-5	9-9	.500	7-4	2-5	0-0	L2
Florida	3-10	.231	1-5	2-5	10-11	.476	7-5	3-6	0-0	L3
Auburn	0-13	.000	0-6	0-7	5-16	.238	5-8	0-8	0-0	L14
Vanderbilt	0-3	.000	0-2	0-1	4-4	.500	3-2	1-2	0-0	L3

2021 SEC Preseason Media Poll	2021 SEC Preseason Coaches' Poll
1. South Carolina	1. South Carolina
2. Mississippi State	2. Kentucky
3. Kentucky	3. Texas A&M
4. Texas A&M	4. Arkansas
5. Arkansas	5. Mississippi State
6. Tennessee	6. Tennessee
7. LSU	7. LSU
8. Georgia	8. Alabama
9. Alabama	9. Georgia
10. Florida	10. Missouri
11. Missouri	11. Ole Miss
12. Vanderbilt	12. Florida
13. Auburn	13. Vanderbilt
14. Ole Miss	14. Auburn

THREE, FREE & CLEAN

- Coach Neighbors' 2020–21 Hogs have been an offensive juggernaut so far this season, averaging 84.0 points per game, sixth in the NCAA.
- Arkansas gets a lot of its offense from beyond the arc, where the Hogs are once again ranked among the elite. They have made 224 threes so far this season, which is the fourth best mark in the NCAA.
- They are hitting 9.3 of them a game, which is currently 10th in the NCAA.
- The Hogs aren't just a volume three-point shooting team though – they are hitting 39.2 percent of their long balls this year, sixth in the NCAA.
- Neighbors' bunch has been the best team in the country at getting to the line and converting its chances – Arkansas is ranked first in the NCAA in both free throws made (409) and free throws attempted (558).
- Chelsea Dungee currently leads in the nation in free throws made (155) and free throws attempted (194).
- The Hogs also play an efficient style of basketball, only turning the ball over 10.6 times a game on average, which is currently good for third in the NCAA and first in the Power Five. Their +6.88 turnover margin is eighth best in the NCAA.

DOWN GOES UCONN

- Arkansas picked up the win of the year in women's college basketball, stunning 11-time National Champion UConn, 90–87.
- It is the Huskies' only loss of the season, and only their ninth loss as a program since 2015.
- Neighbors' offense, which is built to give the Hogs a puncher's chance against anyone, delivered a knockout against UConn: Arkansas' 90 points scored was the most by any UConn opponent since 2001.
- The Hogs shot a blistering 52 percent against UConn, the highest FG percentage allowed by the Huskies since 2011.
- Arkansas also drew 23 fouls in the game, the most drawn against UConn since 2014.
- Only eight teams have beaten UConn since 2012: Baylor, Louisville, Mississippi State, Notre Dame, Oregon, South Carolina, Stanford, and now, Arkansas.

LAST TIME OUT

- Arkansas stayed hot Sunday night against LSU, beating the Tigers, 74–64, marking the third straight SEC victory for the Hogs.
- Head Coach Mike Neighbors' Razorbacks continue to peak at the right time, as they have now won six of seven games overall.
- The return of Arkansas guard Destiny Slocum was the story of the night, as the senior went off for 29 points on 11–15 shooting, including 5–7 from behind the arc. Despite missing the Ole Miss game on Thursday night with illness, the redshirt senior put on one of her best performances of the season.
- Redshirt senior guard Chelsea Dungee once again posed a problem for the opponent offensively as well, going for 20 points of her own, while also swiping three steals in the effort.
- Slocum also put up four steals in this one, a season-high.
- Erynn Barnum packed a punch off the bench once again, going for 12 points in only 14 minutes.
- Despite going scoreless, Amber Ramirez collected six boards, a season-high.
- Senior forward Taylah Thomas nearly double-doubled, going for seven points and seven boards.

CITIZEN
NAISMITH
TROPHY
WATCH LIST

THE BASKETBALL HALL OF FAME/WBCA

ANN MEYERS DRYSDALE

AWARD

WOODEN
AWARD
PRESENTED BY

FIRST TEAM



CHELSEA DUNGEE: RECORD WATCH

2,062	CAREER POINTS (2ND MOST COLLEGIATE POINTS BY ARKANSAS PLAYER)
1,818	POINTS IN HER ARKANSAS CAREER (4TH MOST IN PROGRAM HISTORY)
590	CAREER FREE THROWS MADE (PROGRAM RECORD - 12/13/20)
759	SINGLE-SEASON UA SCORING RECORD*
229	SINGLE-SEASON UA FT RECORD*
1227	SINGLE-SEASON UA MINUTES RECORD*
41	MOST POINTS AGAINST A SEC OPPONENT
32	MOST POINTS IN A HALF
17	MOST POINTS IN A QUARTER
46	20+ POINT GAMES AT UA
12	30+ POINT GAMES AT UA
28	STRAIGHT DOUBLE FIGURE GAMES (3/1/20-2/21/21)
103	SEC TOURNAMENT SCORING RECORD*
23.9	1ST SEC ONLY GAMES IN SCORING
311	1ST SEC ONLY GAMES IN TOTAL POINTS
96	1ST SEC ONLY GAMES IN FREE THROWS MADE

→ * Indicates 2018-19
 → Dungee reached 1,000 points at Arkansas in just 49 games, the fastest mark by any Razorback in history.
 → If she scores 541 total points this season, her total from last season, or more, Dungee will become Arkansas' all-time leading scorer.
 → Her 229 free throws in a season is the second highest total in a single season in the SEC. Wendy Scholtens, VU, 1990, holds the record with 236 makes.
 → Dungee's 41 points against Auburn was the most points ever scored in Bud Walton Arena.

ALL-TIME GREATNESS

→ With her game against UConn, Chelsea Dungee put on one of the greatest Razorback performances of all time, regardless of sport.

→ She scored 37 points against the Huskies, the most by any player against them since the 1999–2000 season.

→ She did so on an incredibly efficient line: 13–21 from the field, 4–5 from three and 7–10 from the free throw line.

→ With her season–high 38 point performance against Ole Miss last week, Dungee has now scored 37+ points five times in her career – 41 against Auburn (2–7–19); 37 against Houston (3–21–19); 38 against Mizzou (1–12–20); 37 against UConn (1–28–21); and 38 against Ole Miss (2–19–21).

→ Of the 11 37+ point performances from Hogs ever seen in Bud Walton Arena, men’s or women’s hoops, Dungee now has five of them. That is the most ever.

→ Dungee’s greatness has been on display through 13 SEC games, as well, as the redshirt senior is averaging 23.9 points per game, the best mark in the league.

→ Dungee has gone for 20+ in 11 of 13 conference games thus far, while going for 30 in three of them – 30 at Tennessee, 33 at home against Florida, and 38 against Ole Miss.

→ Her performance against Florida was truly historic – Dungee matched her own program record for made free throws (17–17), and became the only SEC player ever to hit 17+ in multiple games.

→ The Sapulpa, Okla. native has been remarkably consistent all season long, as she has now scored in double–figures in 28 straight contests, the longest such streak of her career.

→ She also had a 26–game streak that bridged the 18–19 & 19–20 seasons.

→ Dungee has also scored 30+ 12 times in her career, the most 30 point games in program history.

GIANT KILLERS

→ Arkansas now has two signature wins on the season, as Neighbors’ bunch has taken down then–No. 4 Baylor and then–No. 3 UConn.

→ The offense was flowing in both games against two programs known for their defenses, as the Hogs dropped 83 on Baylor before giving UConn 90 points.

→ It is the first time in program history the Hogs have beaten two top–five teams in the same season. Arkansas’ win against Baylor marked its first top–five win since 2003 (W, 82–72, No. 2 LSU, 1–19–03).

→ The victory over the Lady Bears was also Arkansas’ first win over a defending national champion since 1996 (W, 77–75, No. 6

WHAT’S HE SAYIN’?

Trying to figure out what Coach Neighbors is saying on the bench? Don’t worry – he has a language all his own.

Coach Neighbors plays Positionless Basketball. Instead of having guards, forwards and centers, he has Rabbits, Rackers, Locks and Dragons.



Rabbits run the floor and look to score quickly with a layup.



Rackers bring the ball up the floor, and are trying to get to the rack.



Locks, generally good three–point shooters, are trying to win the race to the corners.



The Dragon is the last player down the court, dragging behind the others.

Tennessee, 12–29–96).

→ With the two wins, Mike Neighbors is now the first Head Hog to guide Arkansas to two top–five victories.

ABSOLUTE GAMERS

→ During the Hogs’ biggest games of the season, the guard duo of Chelsea Dungee and Amber Ramirez has showed out.

→ Against teams currently in the top–10 of the AP Poll this season, Dungee has been electric, averaging 22.0 points per game on 45.7 percent shooting and 43.3 percent from deep.

→ In the Hogs’ two ranked wins this season, Dungee has been nearly unstoppable, averaging 29.5 points per game, while shooting 56 percent from the field and 44 percent from three.

→ She has also made 17 of her 22 free throw attempts in those two games.

→ Ramirez, meanwhile, added nearly 10 points to her yearly average in the Hogs’ two program defining victories, pouring in 22.5 points per game.

→ She has also been incredibly efficient in the big games, shooting 50 percent from the field and a blistering 54 percent from three in those games.

→ Even when looking at those two pressure packed games, both stars were even better in the second half of those wins.

→ Dungee scored 22 of her 37 against UConn after the intermission.

→ Ramirez, meanwhile, scored 16 of her 23 against Baylor following the break.

OUR RECORD WHEN ...

Overall	17–7
Home / Away / Neutral	11–1/5–5/1–1
SEC	
Home / Away	
White Uniforms	11–3
Cardinal Uniforms	4–3
Anthracite Uniforms	2–1

LEADS/QUARTERS/HALFTIME/OT

Leading after the 1st quarter	13–1
Leading after the 2nd quarter/Half	15–1
Leading after the 3rd quarter	12–1
Leading at the half, home	10–0
Leading at the half, road/neutral	5–1
Tied at the half, home	0–0
Tied at the half, road/neutral	0–1
Games decided by 5 points or fewer	5–3
Games decided by 10 points or fewer	11–3
Leading with 5:00 left	15–2
Leading with 2:00 left	17–2
Overtime games	0–0

OFFENSE

Scoring less than 70 points	0–2
Scoring 70–79 points	3–3
Scoring 80–89 points	8–1
Scoring 90–99 points	4–1
Scoring 100+ points	2–0
2 Players Or Less in Double Figures	1–0
3 Players in Double Figures	6–1
4 Players in Double Figures	5–4
5 Players in Double Figures	3–2
5+ Players in Double Figures	2–0
When shooting 50 percent or higher	7–0
When shooting less than 50 percent	10–7

REBOUNDING/TURNOVERS

When outrebounding opponent	5–0
When outrebounded	11–7
When rebounds are even	1–0
When grabbing 10+ offensive reb	6–3
When forcing 15+ turnovers	14–5
When committing less than 15 turnovers	14–7
When committing 15+ turnovers	3–0

Top Scorers (Includes Ties)

Slocum	OR, ULM, UAPB, MSU, LSU
Ramirez	WF, BAY, SMU, AUB, @TAMU
Dungee	FGCU, UCA, LR, @UK, MIZ, @UT, TAMU, UF, SC
.....	UGA, UConn, @ MIZ, OM
Daniels	MD

Top Rebounders (Includes Ties)

Thomas	OR, WF, FGCU, ULM, SMU, @UK, TAMU, UF, SC
.....	UGA, UConn, AUB, @ MIZ, MSU, LSU
Barnum	MD, ULM, SMU, UCA, LR, UAPB, MIZ
Slocum	BAY
Dungee	@UT, @TAMU
Mason	OM

Months

In November	3–1
In December	6–1
In January	4–4
In February	4–1

TAYLAH THOMAS: UNSUNG HERO

→ As she often is, senior forward Taylah Thomas was the unsung hero in Arkansas' win over UConn.
 → In her 30 minutes played, Thomas was a game-high +17.
 → She held UConn's two bigs to just eight points and eight rebounds combined, while pulling down a team-high seven boards herself.
 → Because of her effort on the glass, Arkansas only lost the rebounding battle to the Huskies, who were the much taller team, by six. On average, UConn out-rebounds its opponents by 9.8 boards a game.
 → Thomas has had several other big moments this season as well, including a big double-double against Florida Gulf Coast (11 pts, 10 rebs), to help Arkansas narrowly win that game.
 → She also had nine points and eight boards in the Hogs' narrow win over Florida.
 → She swatted a career high five shots against Mizzou.

DESTINY & DANIELS

→ Arkansas has a two-headed monster in its backcourt, as Destiny Slocum and Makayla Daniels have formed a dynamic lead guard duo for Coach Neighbors.
 → Slocum has been excellent through her 23 games with the Hogs.
 → She is averaging 15.6 points per game, good for second on the team, and leads Arkansas in assists, dishing 89 of them so far this season.
 → She is also shooting nearly 50 percent from the field, while hitting 40 percent of her threes.
 → Slocum is heating up as the season winds down – she has scored 20+ in three of her last four games, including a season-high 29 at LSU.
 → The grad transfer put on a historic show against Missouri, becoming the first Hog with 20+ points and 10+ assists in a game since Kim Wilson back in December of 1996.
 → Daniels, meanwhile is averaging 11.7 points per game, and has scored in double figures in 16 of 24 of Arkansas' games thus far.
 → For perspective, she only scored in double figures in 10 games all of last season.
 → She has been well rounded from the point guard spot, though, as she is fourth on the team in points (11.7), leads the team in steals (1.6), and is second on the team in assists (2.4) per game.

THE SPLASH SISTER

→ Amber Ramirez has kept it rolling during her second season on the Hill.
 → She has hit 60 of her 135 attempts from three, 11th most in the NCAA so far this season.
 → That 44.4 percent mark from deep leads the team, and is 16th in the nation.

→ Ramirez was phenomenal against Wake Forest, going for 22 points.
 → She was unstoppable through much of that game, as she made her first eight shots.
 → Ramirez has started to roll as of late, hitting 5+ threes in four of her last seven games.
 → She has also scored in 15+ in five of her last seven games played.

PRODUCTION OFF THE PINE

→ The Razorbacks have quality depth this season, as Jailyn Mason, Erynn Barnum and Marquesha Davis have all provided a spark.
 → Mason, who missed all of last season, has started to find her footing as of late.
 → The senior was phenomenal when pressed into starting duty against A&M, going for 13 points on 5-11 shooting.
 → She played a balanced game in the narrow win against Mizzou at home, scoring nine points, grabbing five rebounds and dishing two assists.
 → Mason was big against Ole Miss, pulling down a team-high six boards, while also pocketing three steals.
 → She had several big games to close out the non-conference schedule as well, dropping nine on Little Rock, while posting a season-best 16 against Central Arkansas.
 → Barnum, meanwhile, has been a versatile force down low all season.
 → She is averaging a career-high 8.1 points per game, leading the way for the bench group.
 → Barnum scored 13 points against No. 4 SC on 60 percent shooting, and then scored 15 points at No. 22 Georgia.
 → She chipped in 10 points on perfect 4/4 shooting at A&M, while also notching a career-best three steals.
 → The redshirt sophomore was effective once again against LSU, going for 12 points in just 14 minutes.
 → Barnum has also started to rack up the steals, as she has multiple takeaways in three of her last five games.
 → She also posted the second double-double of her career against UAPB (13 pts, 11 rebs).
 → Davis, or "Q" as she's known, has broken out offensively and defensively for the Hogs.
 → She has scored in double-figures four times this season, including a career-high 15 points twice (Maryland/UAPB).
 → She was huge in the Baylor win, scoring eight points, snaring four rebounds and nabbing four steals.
 → She was also critical in beating UConn, going for seven points, three rebounds, and several big stops against freshman phenom Paige Bueckers late in that game.



THE TRANSFERS

DESTINY SLOCUM AMBER RAMIREZ



SECOND TEAM



THE BASKETBALL HALL OF FAME/WSCA
NANCY LIEBERMAN
AWARD

28.4 COMBINED PPG

105-247 3PT-3PA
THROUGH 24 GAMES

60 THREES MADE - 11TH IN
NCAA/SECOND IN SEC

87 ASSISTS- 47TH IN
NCAA/SECOND IN SEC

44.4 PERCENT 3FG
FIRST IN SEC

15.6 PPG
15TH IN SEC



OFFENSE

Scored 110+ ----- 110, vs. Providence (11-16-98)
 Scored 100+ points at home ----- 105, vs. UCA (12-13-20)
 Scored 100+ points on the road ----- 108, at Ole Miss (2-16-20) | 108, Baylor (3-6-91)
 Scored 90-99 points ----- 90, No. 3 UConn (1-28-21)
 Scored 90+ points at home ----- 90, No. 3 UConn (1-28-21)
 Scored 90+ points on the road ----- 96, No. 12 Maryland (11-29-20)
 Scored 80-89 points ----- 84, Ole Miss (2-19-21)
 Scored 80-89 points at home ----- 84, Ole Miss (2-19-21)
 Scored 80-89 points on the road ----- 85, at Mizzou (2-4-21)
 Was held to 50-59 ----- 55, vs. Georgia (1-23-20)
 Was held to 49-40 ----- 42 at No. 9 South Carolina (1-25-18)
 Was held to 39-20 ----- 34, at LSU, 2-7-19
 Was held to 20 or less ----- N/A
 Made 40+ field goals ----- 40, vs. UCA (12-13-20)
 Made 30-39 field goals ----- 32, No. 24 Mississippi State (2-11-21)
 Made 10-19 field goals ----- 19 vs. Georgia (1-23-20)
 Made 17+ three-point field goals ----- 17, Auburn (3-5-20/SEC Tournamnet)
 Made 10+ three-point field goals ----- 10, at No. 7 Texas A&M (2-7-21)
 Did not make 3-pointer (since 1986) ----- 0-10, at LSU, 2-7-19
 Made 30 free throws ----- 30 (30-39), No. 4 Baylor (12-6-20)
 Made 25 free throws ----- 25 (25-33), Ole Miss (2-19-21)
 Shot 50-59 or better ----- 56.3, Ole Miss (2-19-21)
 Shot 60 or better ----- .644 (38-59) at Ole Miss (2-16-20)
 Held to less than 30 ----- 26.5 (13-49), at LSU, 2-7-19
 Held to less than 20 ----- 182 (10-55) vs. No. 6/7 Tennessee (1-8-12; L, 38-69)
 Had 20 or more assists in a game ----- 22, vs. UCA (12-13-20)

DEFENSE

Allowed 100 points ----- 104, at No. 4 South Carolina
 Allowed 80-99 points ----- 80, No. 24 Mississippi State (2-11-21)
 Allowed 70-79 points ----- 74, Ole Miss (2-19-21)
 Held opponent to 40-49 points ----- 47, at SMU (12-9-20)
 Held opponent to 39-30 ----- 36, Northwestern State, 12-18-16
 Held an SEC opponent under 50 points in 3 cons. games ----- 47, Auburn (1-29-15)
 ----- W, 52-47; 42, Alabama (2-1-15, W, 53-42); #24/21 Georgia (2-9-15, W, 54-48)
 Held opponent to 29 points or less ----- 23, Binghamton, 11-30-13
 Held an opponent under 15 points in a half ----- 12, vs. UCA (12-13-20)
 Held an opponent to 2 points in a quarter ----- 2, vs. UCA (12-13-20)
 Held opponent under 15 field goals ----- 14, Houston Baptist, 12-28-16
 Held opponent to less than 30 percent shooting ----- 24.6 (16-65), UAPB (12-21-20)
 Held opponent to less than 20 percent shooting ----- 19.7 (13-66), vs. Northwestern State (12-15-19)
 Held opponent under 15 percent from 3-point ----- 14.3, Auburn (1-31-21)
 Opponent did not make a 3-pointer ----- 0, Tulsa (12-11-19)
 Had 70+ rebounds ----- 74, Mississippi Valley State (11-24-89)
 Had 60-69 rebounds ----- 64, Prairie View A&M (12-16-18)
 Had 50-59 rebounds ----- 53, Oral Roberts (11-25-20)
 Had five or more blocked shots in a game ----- 8, at Mizzou (2-4-21)
 Had 20 or more steals in a game ----- 20, ORU (11-13-13)
 Had 15 or more steals in a game ----- 18, vs. UT Martin (12-29-19)
 Forced 20-25 Turnovers in a game ----- 23, vs. UCA (12-13-20)
 Forced 25+ Turnovers in a game ----- 29, Oral Roberts (11-25-20)

OTHER

Won an overtime game ----- 85-81, at Missouri, (2-2-20)
 Lost an overtime game ----- Florida (71-66), 1-28-16
 Won a double overtime game ----- 73-72, vs. Florida (1-29-12)
 Lost a double overtime game ----- N/A
 Won a triple overtime game ----- 91-80 Win in 3OT, 2-10-13, at Alabama
 Played consecutive OT games ----- 1-24-16 at Auburn (lost); 1-28-16 vs Florida (lost)
 Won regular season tournament ----- Bahamas Hoopfest (Nassau, Bahamas, Nov. 29-28, 2019)
 Defeated ranked team ----- vs. No. 24 Mississippi State (2-11-21)
 Defeated a ranked team on the road --- 57-53, at #19/18 LSU, 2-23-14; 77-76, #17/16 Iowa (Las Vegas), 12-18-14
 All-time SEC win streak ----- 8 games (1-15-12: Auburn through 2-15-12: at Auburn)
 All-time SEC home win streak ----- 5 games (1-15-12: Auburn -- 2-9-12: S. Carolina)

A RAZORBACK PLAYER ...

Scored 20-24 points ----- 20, Chelsea Dungee, at LSU (2-21-21)
 Scored 25-29 points ----- 29, Destiny Slocum, at LSU (2-21-21)
 Scored 30+ points ----- 38, Chelsea Dungee, Ole Miss (2-19-21)
 Scored 40+ points ----- 41, Chelsea Dungee vs Auburn, 2-10-19
 Scored 20+ points 10 times in a season ----- Chelsea Dungee (20x | 2018-19)
 ----- Chelsea Dungee (11x | 2019-20)
 ----- Chelsea Dungee (15x | 2020-21)
 Double figures in 15 cons games (Season) ----- Jessica Jackson, 11/11/16, LSU 1-8-17
 ----- Chelsea Dungee, 26 games, (2018-19 & 2019-20)
 ----- Chelsea Dungee, 28 games, (2019-20 & 2020-21)
 Five players scored double figures in 1 game ----- at No. 4 South Carolina
 ----- Dungee 22, Slocum 15, Barnum 13, Daniels 10, Ramirez 10
 Five Starters In Double Figures ----- FGCU, 11-28-20
 ----- Dungee 25, Daniels 15, Ramirez 12, Slocum 12, Thomas 11
 Seven players scored in double figures in 1 game ----- vs. Northwestern State, 11-9-18
 ----- (Tolfree, Gaulden, Monk, Thomas, Dombia, Dungee, Williams)
 Made 10+ field goals in a game ----- 11, Destiny Slocum, at LSU (2-21-21)
 Attempted 20+ field goals in a game ----- 22, Chelsea Dungee, Ole Miss (2-19-21)
 Made 10 free throws in a game ----- 14, Chelsea Dungee, Ole Miss (2-19-21)
 Made 7 or more 3-pt FG in a game ----- 7, Amber Ramirez at Auburn (1-5-20)
 Attempted 10 or more 3-pt FG in a game ----- 10, Amber Ramirez, at No. 7 Texas A&M (2-7-21)
 Had 10-14 rebounds ----- 10, Taylah Thomas, at No.22 Georgia (1-25-21)
 Had 15-19 rebounds ----- 21, Taylah Thomas, New Orleans, 11-8-19
 Had 20+ rebounds ----- 21, Taylah Thomas, New Orleans, 11-8-19
 Had 10 offensive reb - Records go back to 05-06 ----- 11, Melissa Wolff
 ----- vs. New Orleans (1-30-15)
 Had 10+ defensive reb - Records go back to 05-06 ----- 10, Rokia Dombia, (Tulsa) 12-11-19
 Had 10+ assists ----- 10, Destiny Slocum, at Mizzou (2-4-21)
 Had 10+ assists in cons games ----- Jailyn Mason (11 vs. HBU, 12-28-16 and 10 at Ole
 ----- Miss, 1-1-17), Calli Berna (11 vs. No. 10/8 KY 2/7/13 and 11 at UA 2/10/13)
 Had 5+ blocks in a game ----- 5, Taylah Thomas, at Mizzou (2-4-21)
 Had 9+ blocks in a game ----- 9, Robyn Irwin vs. SMSU, 12-19-88 (school record)
 Had 5 or more steals in a game ----- 5, Chelsea Dungee, @ Tennessee (1-7-21)
 Had a double-double ----- 22 Points, 10 Assists, Destiny Slocum, at Mizzou (2-4-21)
 Had a double-double in two cons games ----- Taylah Thomas, New Orleans & McNeese State, 11-8/11-11-19
 ----- 10 & 21/11 & 11
 Had two players record a double-double ----- Kiara Williams (12 pts/16 reb) &
 ----- Malica Monk (10 pts/10 reb), Grambling State, 12-28-17
 Had seven double-doubles in a season ----- Devin Cosper, 2017-18
 ----- (SHSU, ORU, NMSU, Char., Tulsa, OM, AL)
 Had 10+ double-doubles in a season ----- 2006-07, Lauren Ervin (14)
 Had a triple-double ----- 14 pts, 13 reb, 12 asts, C'eira Ricketts vs. Auburn (1-18-09)

MORE ABOUT MIKE

Hometown: Greenwood, Ark. (Greenwood HS)
 Family: Daughter Abby; Sons Alec & Bowen
 Alma Mater: Arkansas, 1993

NEIGHBORS BY THE NUMBERS

- 174 Wins (174-89, 8 seasons)
- 11 Players drafted in the WNBA
- 10 Signed McDonalds' All-Americans
- 8 Years as a head coach
- 4 Postseason appearances
- 1 Final Four appearance



LEARN MORE

Sign up for Mike Neighbors' news-letter and listen to his podcasts at CoachNeighbors.com

NABES FAVES

TOP 10 MOVIES

1. A Few Good Men
2. The Hunt For Red October
3. The Silence Of The Lambs
4. Hoosiers
5. Pretty Woman
6. Moneyball
7. Top Gun
8. JFK
9. The Lion King
10. Purple Rain

See the entire list here: <http://imdb.to/2royaEO>

TOP 10 SONGS

1. Sweet Child O' Mine (Guns N' Roses)
2. You Shook Me All Night Long (AC/DC)
3. Man In The Mirror (Michael Jackson)
4. Amarillo By Morning (George Strait)
5. Jessie's Girl (Rick Springfield)
6. Hysteria (Def Leppard)
7. Fishin' In The Dark (Nitty Gritty Dirt Band)
8. The Ballad of Curtis Loew (Lynyrd Skynyrd)
9. Wanted Dead Or Alive (Bon Jovi)
10. Let's Go Crazy (Prince)

TOP 10 TV SHOWS

1. West Wing (first three seasons)
2. The Wire
3. Breaking Bad
4. Seinfeld
5. The Newsroom
6. Prison Break
7. Arrested Development
8. Game of Thrones
9. The Sopranos
10. The Goldbergs

Entire list: <http://www.imdb.com/list/ls009377912/>



MIKE NEIGHBORS

THE MOST INTERESTING COACH IN COLLEGE BASKETBALL

Fourth Season | Career Record: 174-89 (8) | Arkansas Record: 76-48 (4)

In just three years after his homecoming, Arkansas Women's Basketball Head Coach Mike Neighbors has successfully turned the Razorbacks into one of the premier programs in women's college hoops. His three years on the Hill as the program's leader have arguably been the best stretch in the history of Razorback Women's Basketball. Neighbors' success goes beyond what he has done for the Razorbacks, though - the Arkansas native has the most wins, 157, of any NCAA Division I Head Coach that has led a program for seven or fewer seasons.

Neighbors enters his fourth season coming off the best year for the Hogs ever in the Southeastern Conference, as his 2019-20 Hogs became the only squad to ever win 12 games in the SEC between the regular season and the conference tournament. The 2019-20 team was also one of just two teams to ever win 10 games in the league, while his most recent squad was one of just three Razorback teams in the SEC era to finish above .500 in conference play. With their 10-6 record in 2020, the Hogs finished tied for third place in the conference, the best-ever conference finish for Arkansas Women's Basketball. If not for the shortened season, Neighbors would have guided his Hogs back to the NCAA Tournament.

Arkansas was fantastic in all areas important to Neighbors' offensive philosophy this past season, as the Hogs finished the season as the NCAA's leader in free throws made (512), while also finishing third in total threes made (314) and fewest turnovers per game (11.0). The Razorbacks' mark in three pointers made this past season is a new SEC record, one they also broke in Neighbors' second season on the Hill.

TIMELINE

- Bentonville HS Head Coach 1994-98
- Cabot HS Head Coach 1998-99
- Arkansas Director of Ops 1999-01
- Tulsa Univ. Assistant Coach 2001-05
- Univ. of Colorado Assistant Coach 2005-06
- Univ. of Arkansas Assistant Coach 2006-07
- Xavier Assistant Coach 2007-2011
- Univ. of Washington Assistant Coach 2011-13
- Univ. of Washington Head Coach 2013-17
- Univ. of Arkansas Head Coach 2017-present

COACHING HISTORY

University of Washington	Year	Overall	Pac-12	Finish
	2013-14	20-14 (.588)	10-8 (.556)	6
	2014-15	23-10 (.697)	11-7 (.611)	5
	2015-16	26-11 (.703)	11-7 (.611)	5
	2016-17	29-6 (.829)	15-3 (.833)	T-2
UW		98-41 (.705)	47-25 (.662)	

University of Arkansas	Year	Overall	SEC	Finish
	2017-18	13-18 (.419)	3-13 (.188)	T-11
	2018-19	22-15 (.611)	6-10 (.375)	10
	2019-20	24-8 (.750)	10-6 (.625)	T3
	2020-21	17-7 (.708)	7-6 (.538)	
Ark		76-48 (.613)	26-36 (.419)	
Totals		174-89 (.662)	73-60 (.571)	8 yrs

PLAYER DEVELOPMENT

YEAR	UNIVERSITY	PLAYER	ROUND	OVERALL	TEAM	NOTE
2017	Washington	Kelsey Plum	1	1	San Antonio Stars	@
	Washington	Chantel Osahor	2	21	Chicago Sky	@
2016	Washington	Talia Walton	3	29	Los Angeles Sparks	@
2011	Xavier	Amber Harris	1	4	Minnesota Lynx	#
	Xavier	Ta'Shia Phillips	1	8	Atlanta Dream	#
	TAMU/UAFS	Tanisha Smith	2	22	Seattle Storm	#
	Colorado	Brittany Spears	2	19	Phoenix Mercury	*
2009	Arkansas	Shameka Christon	1	5	New York Liberty	#
2008	Arkansas	Lauren Ervin	3	37	Connecticut Sun	#
2006	Tulsa	Megan Moody	-	-	Houston Comets	
					Free Agent	#
2003	Tulsa	Allison Curtin	1	12	Houston Comets	! #
	Arkansas	Dana Cherry	2	23	Traded to Detroit Shock	
					Charlotte Sting	

*-Recruited but did not coach
 !-At the school when player was drafted
 @-Worked with player as a head coach
 #-Worked with player as an assistant coach
 \$-Worked with player as other (GA, etc)

COACHING DEVELOPMENT

Coach	w/Nabes	Now
Fred Castro	'14, '15, '16	HC Eastern Michigan
Adia Barnes	'14, '15	HC Arizona
Adam Call	'14	AC Eastern Michigan
Morgan Valley	'16	AC Arizona
Todd Schaefer	'16	AHC Arkansas
Jasmine Lister	'16	AC DePaul

THE MOST INTERESTING MAN IN COLLEGE BASKETBALL

- Grew up with a "Big Touk": Coach is lactose intolerant and often had Coke in his bottle.
- Blueberry Please: When he got old enough to make his own breakfast, Pop Tarts were a regular. He liked the chocolate ones as a kid but prefers frosted blueberry now.
- Movies: His expansive movie collection includes digital, disk and VHS copies. Did you know he used to work at BlockBuster?
- Lunch Boxes: Coach collects tin lunch boxes and has them displayed in his home. His first lunch box had KISS on it. He got it in second grade.
- Athens City Champion: Coach stumbled upon a dart tournament while on a trip to Athens, Georgia. He joined in and was one of the two-man winning team.
- Lunchboxes are just one of the many things Coach collects. Ask him about shoes, music, movies, guitars, figurines – just about anything!



NEIGHBORS VERSUS ...	Grambling State	2	0	Ole Miss	5	0	Tennessee Tech	1	0		
Abilene Christian	2	0	Grand Canyon	1	0	Oral Roberts	4	0	Texas A&M	3	7
Alabama	3	1	Hartford	1	0	Oregon State	1	6	Texas Tech	1	0
Arizona State	2	6	Hawai'i	1	0	Oregon	5	3	Tulsa	3	0
Arizona	6	0	Houston	2	0	Pennsylvania	1	0	UAB	1	0
Auburn	4	1	Idaho	1	0	Pittsburgh	1	1	UAPB	1	0
Baylor	1	0	Iowa State	0	1	Portland	3	1	UC Irvine	1	0
Belmont	1	0	Jackson State	1	0	Prairie View A&M	1	0	UC Riverside	2	0
Boise State	1	0	Kansas	0	1	Saint Mary's	0	1	UCLA	4	2
BYU	1	0	Kansas State	1	0	Sam Houston State	1	0	USC	6	0
California	4	4	Kentucky	2	4	Samford	1	0	Utah	7	3
Central Arkansas	1	0	Little Rock	2	0	San Diego State	2	0	UT-Arlington	2	0
Charlotte	1	0	Louisiana-Monroe	2	0	San Diego	1	0	UTEP	0	2
Colorado State	1	0	LSU	2	2	Santa Clara	1	0	Vanderbilt	3	1
Colorado	9	0	McNeese State	1	0	Savannah State	1	0	Wake Forest	1	0
Connecticut	1	0	Maryland	1	1	Seattle	4	0	Washington State	5	3
CSUN	1	0	Miami	0	1	SMU	1	0	Weber State	1	0
DePaul	0	1	Mississippi State	1	5	South Carolina	1	6	Wisconsin	3	0
Eastern Washington	1	0	Missouri	5	4	South Dakota	2	0	Yale	1	0
Florida State	1	0	Montana State	2	0	Stanford	3	5	TOTALS	174	89
Florida	3	2	Nebraska	1	1	Stony Brook	1	0			
FGCU	1	0	New Mexico State	1	0	Syracuse	0	2			
Fordham	1	0	New Orleans	1	0	TCU	0	1			
Fresno State	2	0	Northwestern State	2	0	Tennessee	2	2			
Furman	1	0	Notre Dame	0	1	Tennessee Martin	1	0			
Georgia	1	5	Oklahoma	1	2	Tennessee State	1	0			



Arkansas Razorbacks Arkansas Combined Team Statistics (as of Feb 21, 2021) All games



RECORD:	OVERALL	HOME	AWAY	NEUTRAL
ALL GAMES	17-7	11-1	5-5	1-1
CONFERENCE	7-6	5-1	2-5	0-0
NON-CONFERENCE	10-1	6-0	3-0	1-1

##	Player	gp-gs	min	avg	Total		3-Point		F-Throw		Rebounds				pf	dq	a	to	blk	stl	pts	avg
					fg-fga	fg%	3fg-fga	3fg%	ft-fa	ft%	off	def	tot	avg								
33	DUNGEE, Chelsea	23-23	726	31.6	158-362	.436	47-119	.395	155-194	.799	19	75	94	4.1	44	0	34	55	6	35	518	22.5
12	SLOCUM, Destiny	23-23	714	31.0	135-275	.491	45-112	.402	43-60	.717	9	66	75	3.3	47	0	89	37	0	20	358	15.6
23	RAMIREZ, Amber	23-23	728	31.7	99-222	.446	60-135	.444	38-46	.826	5	60	65	2.8	33	0	35	27	5	29	296	12.9
43	DANIELS, Makayla	24-24	679	28.3	88-226	.389	37-102	.363	67-83	.807	9	57	66	2.8	61	1	57	39	3	39	280	11.7
04	BARNUM, Erynn	24-0	380	15.8	78-134	.582	1-7	.143	38-79	.481	29	75	104	4.3	48	0	10	22	20	18	195	8.1
01	DAVIS, Marquesha	22-0	273	12.4	39-86	.453	6-19	.316	25-34	.735	12	37	49	2.2	24	0	9	12	5	19	109	5.0
24	THOMAS, Taylah	24-24	528	22.0	38-76	.500	1-4	.250	33-41	.805	57	94	151	6.3	58	0	21	18	15	10	110	4.6
14	MASON, Jailyn	23-3	507	22.0	34-92	.370	20-56	.357	4-4	1.000	2	53	55	2.4	29	0	27	12	6	21	92	4.0
20	McGHEE, Destinee	6-0	30	5.0	9-17	.529	0-1	.000	2-6	.333	7	4	11	1.8	4	0	0	0	0	0	20	3.3
22	HUGHES, Avery	6-0	44	7.3	3-7	.429	3-6	.500	0-0	.000	0	2	2	0.3	2	0	5	3	0	2	9	1.5
11	LANGERMAN, Rylee	12-0	91	7.6	5-16	.313	4-10	.400	2-4	.500	2	12	14	1.2	10	0	7	9	1	1	16	1.3
25	OBBERG, Destinee	11-0	70	6.4	4-9	.444	0-0	.000	1-4	.250	5	10	15	1.4	8	0	8	11	1	1	9	0.8
30	WEAVER, Macy	6-0	32	5.3	1-2	.500	0-0	.000	1-3	.333	4	4	8	1.3	9	0	0	2	1	2	3	0.5
Team											35	56	91				8					
Total.....		24	4802		691-1524	.453	224-571	.392	409-558	.733	195	605	800	33.3	377	1	302	255	63	197	2015	84.0
Opponents.....		24	4800		669-1527	.438	156-471	.331	292-412	.709	293	694	987	41.1	493	13	334	420	74	102	1786	74.4

TEAM STATISTICS	AR	OPP	Date	Opponent	Score	Att.
SCORING	2015	1786	11/25/20	ORAL ROBERTS	W 96-49	1428
Points per game	84.0	74.4	11/27/20	vs Wake Forest	W 98-82	0
Scoring margin	+9.5	-	11/28/20	at FGCU	W 86-80	0
FIELD GOALS-ATT	691-1524	669-1527	11/29/20	vs Maryland	L 96-115	0
Field goal pct	.453	.438	12/03/20	LA.-MONROE	W 103-50	1366
3 POINT FG-ATT	224-571	156-471	12/06/20	BAYLOR	W 83-78	2633
3-point FG pct	.392	.331	12/09/20	at SMU	W 79-47	216
3-pt FG made per game	9.3	6.5	12/13/20	CENTRAL ARK.	W 105-58	1694
FREE THROWS-ATT	409-558	292-412	12/19/20	at Little Rock	W 80-70	1061
Free throw pct	.733	.709	12/21/20	ARK.-PINE BLUFF	W 86-52	1577
F-Throws made per game	17.0	12.2	* 12/31/20	at Kentucky	L 64-75	1200
REBOUNDS	800	987	* 01/03/21	MISSOURI	W 91-88	1821
Rebounds per game	33.3	41.1	* 01/07/21	at Tennessee	L 73-88	2143
Rebounding margin	-7.8	-	* 01/10/21	TEXAS A&M	L 73-74	2192
ASSISTS	302	334	* 01/14/21	FLORIDA	W 84-80	1449
Assists per game	12.6	13.9	* 01/18/21	at South Carolina	L 82-104	3500
TURNOVERS	255	420	* 01/25/21	at Georgia	L 73-75	701
Turnovers per game	10.6	17.5	01/28/21	UCONN	W 90-87	4400
Turnover margin	+6.9	-	* 01/31/21	AUBURN	W 77-67	2133
Assist/turnover ratio	1.2	0.8	* 02/04/21	at Missouri	W 85-80	1718
STEALS	197	102	* 02/07/21	at Texas A&M	L 67-69	954
Steals per game	8.2	4.3	* 02/11/21	MISSISSIPPI ST.	W 86-80	1707
BLOCKS	63	74	* 02/19/21	OLE MISS	W 84-74	1966
Blocks per game	2.6	3.1	* 02/21/21	at LSU	W 74-64	792
ATTENDANCE	24366	12285				
Home games-Avg/Game	12-2030	10-1228				
Neutral site-Avg/Game	-	2-0				

Score by Periods	1st	2nd	3rd	4th	Totals
Arkansas	504	496	538	477	2015
Opponents	399	425	478	484	1786



Arkansas Razorbacks Arkansas Combined Team Statistics (as of Feb 21, 2021) Conference games only



RECORD:	OVERALL	HOME	AWAY	NEUTRAL
ALL GAMES	7-6	5-1	2-5	0-0
CONFERENCE	7-6	5-1	2-5	0-0
NON-CONFERENCE	0-0	0-0	0-0	0-0

##	Player	gp-gs	min	avg	Total		3-Point		F-Throw		Rebounds					pts	avg					
					fg-fga	fg%	3fg-fga	3fg%	ft-fa	ft%	off	def	tot	avg	pf			dq	a	to	blk	stl
33	DUNGEE, Chelsea	13-13	455	35.0	95-232	.409	25-65	.385	96-114	.842	14	48	62	4.8	27	0	22	40	3	23	311	23.9
12	SLOCUM, Destiny	12-12	404	33.7	71-146	.486	26-60	.433	22-30	.733	5	27	32	2.7	27	0	52	24	0	14	190	15.8
23	RAMIREZ, Amber	12-12	419	34.9	52-121	.430	29-69	.420	22-26	.846	4	34	38	3.2	20	0	15	16	5	18	155	12.9
43	DANIELS, Makayla	13-13	375	28.8	43-110	.391	18-54	.333	26-34	.765	2	26	28	2.2	33	0	24	20	1	23	130	10.0
04	BARNUM, Erynn	13-0	206	15.8	43-65	.662	0-0	.000	14-31	.452	16	26	42	3.2	27	0	4	8	6	10	100	7.7
24	THOMAS, Taylah	13-13	296	22.8	18-35	.514	1-1	1.000	17-23	.739	29	49	78	6.0	40	0	9	12	11	3	54	4.2
14	MASON, Jailyln	13-2	285	21.9	16-49	.327	9-27	.333	2-2	1.000	2	36	38	2.9	15	0	14	7	5	11	43	3.3
01	DAVIS, Marquesha	13-0	136	10.5	9-29	.310	2-8	.250	10-11	.909	1	15	16	1.2	11	0	2	2	2	2	30	2.3
25	OBERG, Destinee	5-0	22	4.4	0-0	.000	0-0	.000	0-0	.000	0	3	3	0.6	4	0	0	3	0	0	0	0.0
11	LANGERMAN, Rylee	4-0	4	1.0	0-0	.000	0-0	.000	0-0	.000	0	2	2	0.5	1	0	0	0	0	0	0	0.0
Team											17	22	39				5					
Total.....		13	2602		347-787	.441	110-284	.387	209-271	.771	90	288	378	29.1	205	0	142	137	33	104	1013	77.9
Opponents.....		13	2600		388-819	.474	76-226	.336	166-228	.728	165	374	539	41.5	249	3	185	206	44	62	1018	78.3

TEAM STATISTICS	AR	OPP	Date	Opponent	Score	Att.
SCORING	1013	1018	* 12/31/20	at Kentucky	L 64-75	1200
Points per game	77.9	78.3	* 01/03/21	MISSOURI	w 91-88	1821
Scoring margin	-0.4	-	* 01/07/21	at Tennessee	L 73-88	2143
FIELD GOALS-ATT	347-787	388-819	* 01/10/21	TEXAS A&M	L 73-74	2192
Field goal pct	.441	.474	* 01/14/21	FLORIDA	w 84-80	1449
3 POINT FG-ATT	110-284	76-226	* 01/18/21	at South Carolina	L 82-104	3500
3-point FG pct	.387	.336	* 01/25/21	at Georgia	L 73-75	701
3-pt FG made per game	8.5	5.8	* 01/31/21	AUBURN	w 77-67	2133
FREE THROWS-ATT	209-271	166-228	* 02/04/21	at Missouri	w 85-80	1718
Free throw pct	.771	.728	* 02/07/21	at Texas A&M	L 67-69	954
F-Throws made per game	16.1	12.8	* 02/11/21	MISSISSIPPI ST.	w 86-80	1707
REBOUNDS	378	539	* 02/19/21	OLE MISS	w 84-74	1966
Rebounds per game	29.1	41.5	* 02/21/21	at LSU	w 74-64	792
Rebounding margin	-12.4	-				
ASSISTS	142	185				
Assists per game	10.9	14.2				
TURNOVERS	137	206				
Turnovers per game	10.5	15.8				
Turnover margin	+5.3	-				
Assist/turnover ratio	1.0	0.9				
STEALS	104	62				
Steals per game	8.0	4.8				
BLOCKS	33	44				
Blocks per game	2.5	3.4				
ATTENDANCE	11268	11008				
Home games-Avg/Game	6-1878	7-1573				
Neutral site-Avg/Game	-	0-0				

* - Conference game

Score by Periods	1st	2nd	3rd	4th	Totals
Arkansas	263	257	241	252	1013
Opponents	238	233	265	282	1018



Arkansas Razorbacks Arkansas Team Game-by-Game (as of Feb 23, 2021) All games



TEAM STATISTICS

Opponent	Date	Score		Total		3-Pointers		Free throws		Rebounds				pf	a	t/o	blk	stl	pts	avg
				fg-fga	pct	3fg-fga	pct	ft-fta	pct	off	def	tot	avg							
ORAL ROBERTS	11/25/20	96-49	W	31-79	.392	8-29	.276	26-42	.619	23	30	53	53.0	15	11	9	2	18	96	96.0
vs Wake Forest	11/27/20	98-82	W	33-70	.471	11-24	.458	21-25	.840	10	27	37	45.0	24	17	10	2	5	98	97.0
at FGCU	11/28/20	86-80	W	27-66	.409	6-17	.353	26-34	.765	11	33	44	44.7	16	9	16	1	4	86	93.3
vs Maryland	11/29/20	96-115	L	33-72	.458	8-25	.320	22-29	.759	11	20	31	41.2	20	13	10	3	11	96	94.0
LA.-MONROE	12/03/20	103-50	W	36-65	.554	10-28	.357	21-29	.724	7	35	42	41.4	12	18	5	2	10	103	95.8
BAYLOR	12/06/20	83-78	W	24-65	.369	5-20	.250	30-39	.769	7	31	38	40.8	20	5	13	1	10	83	93.7
at SMU	12/09/20	79-47	W	28-63	.444	16-39	.410	7-13	.538	3	39	42	41.0	11	24	16	5	8	79	91.6
CENTRAL ARK.	12/13/20	105-58	W	40-74	.541	12-24	.500	13-18	.722	11	25	36	40.4	13	22	9	4	9	105	93.2
at Little Rock	12/19/20	80-70	W	28-52	.538	14-27	.519	10-18	.556	4	22	26	38.8	13	13	7	3	4	80	91.8
ARK.-PINE BLUFF	12/21/20	86-52	W	31-67	.463	11-31	.355	13-20	.650	10	34	44	39.3	15	18	14	5	8	86	91.2
at Kentucky	12/31/20	64-75	L	24-62	.387	5-21	.238	11-17	.647	13	15	28	38.3	12	9	10	3	5	64	88.7
MISSOURI	01/03/21	91-88	W	28-71	.394	12-34	.353	23-31	.742	11	21	32	37.8	12	14	7	2	11	91	88.9
at Tennessee	01/07/21	73-88	L	22-69	.319	9-30	.300	20-24	.833	11	25	36	37.6	11	10	10	0	8	73	87.7
TEXAS A&M	01/10/21	73-74	L	25-61	.410	14-31	.452	9-12	.750	5	23	28	36.9	14	13	9	0	8	73	86.6
FLORIDA	01/14/21	84-80	W	27-60	.450	6-14	.429	24-27	.889	6	28	34	36.7	19	10	13	2	7	84	86.5
at South Carolina	01/18/21	82-104	L	32-71	.451	7-13	.538	11-14	.786	9	20	29	36.2	19	10	9	6	6	82	86.2
at Georgia	01/25/21	73-75	L	24-65	.369	4-15	.267	21-25	.840	11	22	33	36.1	12	9	10	3	13	73	85.4
UCONN	01/28/21	90-87	W	33-64	.516	13-23	.565	11-20	.550	8	21	29	35.7	13	10	9	2	6	90	85.7
AUBURN	01/31/21	77-67	W	26-59	.441	11-32	.344	14-18	.778	5	25	30	35.4	19	17	9	2	5	77	85.2
at Missouri	02/04/21	85-80	W	30-58	.517	14-26	.538	11-16	.688	2	22	24	34.8	19	19	4	8	5	85	85.2
at Texas A&M	02/07/21	67-69	L	25-57	.439	10-26	.385	7-10	.700	2	16	18	34.0	19	11	9	3	6	67	84.3
MISSISSIPPI ST.	02/11/21	86-80	W	32-55	.582	5-11	.455	17-21	.810	5	22	27	33.7	12	7	13	2	7	86	84.4
OLE MISS	02/19/21	84-74	W	27-48	.563	5-11	.455	25-33	.758	2	23	25	33.3	21	7	15	2	11	84	84.4
at LSU	02/21/21	74-64	W	25-51	.490	8-20	.400	16-23	.696	8	26	34	33.3	16	6	19	0	12	74	84.0
Arkansas		2015		691-1524	.453	224-571	.392	409-558	.733	195	605	800	33.3	377	302	255	63	197	2015	84.0
Opponents		1786		669-1527	.438	156-471	.331	292-412	.709	293	694	987	41.1	493	334	420	74	102	1786	74.4

Games played: 24
Points/game: 84.0
FG Pct: 45.3
3FG Pct: 39.2
FT Pct: 73.3

Rebounds/game: 33.3
Assists/game: 12.6
Turnovers/game: 10.6
Assist/turnover ratio: 1.2
Steals/game: 8.2
Blocks/game: 2.6



Arkansas Razorbacks
Arkansas Category Leaders (as of Feb 23, 2021)
All games



Points	G	Pts	Pts/G	Scoring Average	G	Pts	Avg/G
DUNGEE, Chelsea	23	518	22.5	DUNGEE, Chelsea	23	518	22.5
SLOCUM, Destiny	23	358	15.6	SLOCUM, Destiny	23	358	15.6
RAMIREZ, Amber	23	296	12.9	RAMIREZ, Amber	23	296	12.9
DANIELS, Makayla	24	280	11.7	DANIELS, Makayla	24	280	11.7
BARNUM, Erynn	24	195	8.1	BARNUM, Erynn	24	195	8.1
THOMAS, Taylah	24	110	4.6	DAVIS, Marquesha	22	109	5.0
DAVIS, Marquesha	22	109	5.0	THOMAS, Taylah	24	110	4.6
MASON, Jailyln	23	92	4.0	MASON, Jailyln	23	92	4.0
McGHEE, Destinee	6	20	3.3	McGHEE, Destinee	6	20	3.3
LANGERMAN, Rylee	12	16	1.3	HUGHES, Avery	6	9	1.5
OBERG, Destinee	11	9	0.8	LANGERMAN, Rylee	12	16	1.3
HUGHES, Avery	6	9	1.5	OBERG, Destinee	11	9	0.8

FG Percentage	FG	Att	Pct	Field Goal Attempts	G	Att	Att/G
BARNUM, Erynn	78	134	.582	DUNGEE, Chelsea	23	362	15.7
McGHEE, Destinee	9	17	.529	SLOCUM, Destiny	23	275	12.0
THOMAS, Taylah	38	76	.500	DANIELS, Makayla	24	226	9.4
WEAVER, Macy	1	2	.500	RAMIREZ, Amber	23	222	9.7
SLOCUM, Destiny	135	275	.491	BARNUM, Erynn	24	134	5.6
DAVIS, Marquesha	39	86	.453				
RAMIREZ, Amber	99	222	.446	Field Goals Made	G	Made	Made/G
OBERG, Destinee	4	9	.444	DUNGEE, Chelsea	23	158	6.9
DUNGEE, Chelsea	158	362	.436	SLOCUM, Destiny	23	135	5.9
HUGHES, Avery	3	7	.429	RAMIREZ, Amber	23	99	4.3
DANIELS, Makayla	88	226	.389	DANIELS, Makayla	24	88	3.7
MASON, Jailyln	34	92	.370	BARNUM, Erynn	24	78	3.3

3-Point Percentage	3FG	Att	Pct	3-Point FG Attempts	G	Att	Att/G
HUGHES, Avery	3	6	.500	RAMIREZ, Amber	23	135	5.9
RAMIREZ, Amber	60	135	.444	DUNGEE, Chelsea	23	119	5.2
SLOCUM, Destiny	45	112	.402	SLOCUM, Destiny	23	112	4.9
LANGERMAN, Rylee	4	10	.400	DANIELS, Makayla	24	102	4.3
DUNGEE, Chelsea	47	119	.395	MASON, Jailyln	23	56	2.4
DANIELS, Makayla	37	102	.363				
MASON, Jailyln	20	56	.357	3-Point FG Made	G	Made	Made/G
DAVIS, Marquesha	6	19	.316	RAMIREZ, Amber	23	60	2.6
THOMAS, Taylah	1	4	.250	DUNGEE, Chelsea	23	47	2.0
BARNUM, Erynn	1	7	.143	SLOCUM, Destiny	23	45	2.0
McGHEE, Destinee	0	1	.000	DANIELS, Makayla	24	37	1.5
				MASON, Jailyln	23	20	0.9

Free Throw Percent	FG	Att	Pct	Free Throw Attempts	G	Att	Att/G
MASON, Jailyln	4	4	1.000	DUNGEE, Chelsea	23	194	8.4
RAMIREZ, Amber	38	46	.826	DANIELS, Makayla	24	83	3.5
DANIELS, Makayla	67	83	.807	BARNUM, Erynn	24	79	3.3
THOMAS, Taylah	33	41	.805	SLOCUM, Destiny	23	60	2.6
DUNGEE, Chelsea	155	194	.799	RAMIREZ, Amber	23	46	2.0
DAVIS, Marquesha	25	34	.735				
SLOCUM, Destiny	43	60	.717	Free Throws Made	G	Made	Made/G
LANGERMAN, Rylee	2	4	.500	DUNGEE, Chelsea	23	155	6.7
BARNUM, Erynn	38	79	.481	DANIELS, Makayla	24	67	2.8
McGHEE, Destinee	2	6	.333	SLOCUM, Destiny	23	43	1.9
WEAVER, Macy	1	3	.333	BARNUM, Erynn	24	38	1.6
OBERG, Destinee	1	4	.250	RAMIREZ, Amber	23	38	1.7



Arkansas Razorbacks
Arkansas Category Leaders (as of Feb 23, 2021)
All games



Rebounds	G	Reb	Reb/G
THOMAS, Taylah	24	151	6.3
BARNUM, Erynn	24	104	4.3
DUNGEE, Chelsea	23	94	4.1
SLOCUM, Destiny	23	75	3.3
DANIELS, Makayla	24	66	2.8

Assists	G	No.	Ast/G
SLOCUM, Destiny	23	89	3.9
DANIELS, Makayla	24	57	2.4
RAMIREZ, Amber	23	35	1.5
DUNGEE, Chelsea	23	34	1.5
MASON, Jailyn	23	27	1.2

Rebound Average	G	Reb	Avg/G
THOMAS, Taylah	24	151	6.3
BARNUM, Erynn	24	104	4.3
DUNGEE, Chelsea	23	94	4.1
SLOCUM, Destiny	23	75	3.3
RAMIREZ, Amber	23	65	2.8

Steals	G	No.	Stl/G
DANIELS, Makayla	24	39	1.6
DUNGEE, Chelsea	23	35	1.5
RAMIREZ, Amber	23	29	1.3
MASON, Jailyn	23	21	0.9
SLOCUM, Destiny	23	20	0.9

Offensive Rebounds	G	No.	Avg/G
THOMAS, Taylah	24	57	2.4
BARNUM, Erynn	24	29	1.2
DUNGEE, Chelsea	23	19	0.8
DAVIS, Marquesha	22	12	0.5
SLOCUM, Destiny	23	9	0.4
DANIELS, Makayla	24	9	0.4

Blocked Shots	G	No.	Blk/G
BARNUM, Erynn	24	20	0.8
THOMAS, Taylah	24	15	0.6
DUNGEE, Chelsea	23	6	0.3
MASON, Jailyn	23	6	0.3
DAVIS, Marquesha	22	5	0.2
RAMIREZ, Amber	23	5	0.2

Defensive Rebounds	G	No.	Avg/G
THOMAS, Taylah	24	94	3.9
DUNGEE, Chelsea	23	75	3.3
BARNUM, Erynn	24	75	3.1
SLOCUM, Destiny	23	66	2.9
RAMIREZ, Amber	23	60	2.6

Minutes	G	No.	Min/G
RAMIREZ, Amber	23	728	31.7
DUNGEE, Chelsea	23	726	31.6
SLOCUM, Destiny	23	714	31.0
DANIELS, Makayla	24	679	28.3
THOMAS, Taylah	24	528	22.0

Fouls	G	No.	Per/G
DANIELS, Makayla	24	61	2.5
THOMAS, Taylah	24	58	2.4
BARNUM, Erynn	24	48	2.0
SLOCUM, Destiny	23	47	2.0
DUNGEE, Chelsea	23	44	1.9

Turnovers	G	No.	TO/G
DUNGEE, Chelsea	23	55	2.4
DANIELS, Makayla	24	39	1.6
SLOCUM, Destiny	23	37	1.6
RAMIREZ, Amber	23	27	1.2
BARNUM, Erynn	24	22	0.9

Foulouts	G	No.
DANIELS, Makayla	24	1



Arkansas Razorbacks
Arkansas Points-Rebounds-Assists (as of Feb 23, 2021)
All games



Opponent	Date	Score	01		04		11		12		14		23		24	
			DAVIS,MARO	BARNUM,ERY	LANGERMAN,	SLOCUM,DES	MASON,JAIL	RAMIREZ,AM	THOMAS,TAY							
ORAL ROBERTS	11/25/20	96-49	w	11-11-1	14-4-1	3-4-0	22-0-3	2-1-0	3-0-1	4-13-3						
vs Wake Forest	11/27/20	98-82	w	0-2-1	12-5-1	0-1-0	16-4-2	2-1-3	22-3-2	11-9-1						
at FGCU	11/28/20	86-80	w	2-2-0	9-4-0	DNP	12-6-5	0-2-0	12-2-0	11-10-2						
vs Maryland	11/29/20	96-115	L	15-4-0	4-5-0	2-0-0	16-3-4	10-1-0	4-4-3	3-2-2						
LA.-MONROE	12/03/20	103-50	w	14-3-0	17-8-1	4-0-0	18-3-3	5-1-2	11-1-3	2-8-0						
BAYLOR	12/06/20	83-78	w	8-4-0	0-2-0	DNP	14-7-2	0-3-1	23-6-0	0-5-1						
at SMU	12/09/20	79-47	w	DNP	7-8-1	4-2-0	9-4-5	5-2-4	18-2-2	4-8-0						
CENTRAL ARK.	12/13/20	105-58	w	DNP	7-6-1	0-4-4	22-5-4	16-2-2	14-2-5	5-3-1						
at Little Rock	12/19/20	80-70	w	7-0-3	8-6-0	DNP	16-5-4	9-2-0	10-2-2	1-3-0						
ARK.-PINE BLUFF	12/21/20	86-52	w	15-4-2	13-10-1	3-1-3	18-1-3	0-2-1	2-3-1	11-5-1						
at Kentucky	12/31/20	64-75	L	0-1-0	11-5-0	DNP	12-3-6	0-3-2	11-3-1	1-6-0						
MISSOURI	01/03/21	91-88	w	3-0-1	5-6-1	DNP	10-1-3	9-5-2	17-4-2	6-5-1						
at Tennessee	01/07/21	73-88	L	0-3-0	0-3-0	DNP	17-5-2	0-2-0	15-3-1	2-4-1						
TEXAS A&M	01/10/21	73-74	L	2-3-0	6-3-0	0-2-0	13-3-6	13-0-1	DNP	2-6-1						
FLORIDA	01/14/21	84-80	w	0-0-0	2-0-0	DNP	17-5-2	0-4-1	12-3-0	9-8-2						
at South Carolina	01/18/21	82-104	L	3-3-1	13-3-0	DNP	15-4-5	0-0-1	10-3-0	9-6-1						
at Georgia	01/25/21	73-75	L	4-0-0	15-4-0	DNP	11-0-5	3-4-0	2-2-3	0-10-0						
UCONN	01/28/21	90-87	w	7-3-0	4-4-0	0-0-0	5-5-2	DNP	22-2-1	4-7-1						
AUBURN	01/31/21	77-67	w	4-1-0	4-0-2	0-0-0	14-4-3	8-5-4	19-4-3	5-9-2						
at Missouri	02/04/21	85-80	w	2-0-0	6-3-0	DNP	22-3-10	5-2-1	17-2-4	2-7-0						
at Texas A&M	02/07/21	67-69	L	5-0-0	10-3-0	DNP	4-1-4	0-1-1	21-1-0	2-3-1						
MISSISSIPPI ST.	02/11/21	86-80	w	0-2-0	9-4-0	0-0-0	26-0-4	2-4-1	12-3-0	6-6-0						
OLE MISS	02/19/21	84-74	w	7-3-0	7-4-1	0-0-0	DNP	3-6-0	19-4-0	3-1-0						
at LSU	02/21/21	74-64	w	0-0-0	12-4-0	DNP	29-3-2	0-2-0	0-6-1	7-7-0						

Opponent	Date	Score	25		33		43	
			OBERG,DEST	DUNGEE,CHE	DANIELS,MA			
ORAL ROBERTS	11/25/20	96-49	w	2-2-0	17-3-1	14-6-1		
vs Wake Forest	11/27/20	98-82	w	DNP	17-6-2	18-3-5		
at FGCU	11/28/20	86-80	w	DNP	25-6-0	15-7-2		
vs Maryland	11/29/20	96-115	L	3-1-1	18-3-0	21-4-3		
LA.-MONROE	12/03/20	103-50	w	0-6-2	15-2-1	11-2-4		
BAYLOR	12/06/20	83-78	w	DNP	22-1-0	16-3-1		
at SMU	12/09/20	79-47	w	0-0-2	12-3-3	13-3-7		
CENTRAL ARK.	12/13/20	105-58	w	2-0-1	26-1-0	7-3-3		
at Little Rock	12/19/20	80-70	w	DNP	18-4-2	11-3-2		
ARK.-PINE BLUFF	12/21/20	86-52	w	2-3-2	DNP	13-3-2		
at Kentucky	12/31/20	64-75	L	DNP	20-3-0	9-1-0		
MISSOURI	01/03/21	91-88	w	DNP	25-4-2	16-5-2		
at Tennessee	01/07/21	73-88	L	0-1-0	30-7-3	9-2-3		
TEXAS A&M	01/10/21	73-74	L	0-0-0	21-4-2	16-1-3		
FLORIDA	01/14/21	84-80	w	0-2-0	33-4-3	11-4-2		
at South Carolina	01/18/21	82-104	L	0-0-0	22-5-1	10-1-1		
at Georgia	01/25/21	73-75	L	DNP	25-8-0	13-3-1		
UCONN	01/28/21	90-87	w	DNP	37-3-3	11-1-3		
AUBURN	01/31/21	77-67	w	DNP	16-5-3	7-1-0		
at Missouri	02/04/21	85-80	w	DNP	27-5-0	4-0-4		
at Texas A&M	02/07/21	67-69	L	0-0-0	12-7-2	13-2-3		
MISSISSIPPI ST.	02/11/21	86-80	w	DNP	22-5-1	9-2-1		
OLE MISS	02/19/21	84-74	w	DNP	38-2-4	7-1-2		
at LSU	02/21/21	74-64	w	DNP	20-3-1	6-5-2		



Arkansas Razorbacks Arkansas Player High/Low Analysis (as of Feb 23, 2021) All games



Arkansas - INDIVIDUAL GAME HIGHS

Points	38		DUNGEE, Chelsea vs Ole Miss (02/19/21)
	37		DUNGEE, Chelsea vs UConn (01/28/21)
	33		DUNGEE, Chelsea vs Florida (01/14/21)
	30		DUNGEE, Chelsea at Tennessee (01/07/21)
	29		SLOCUM, Destiny at LSU (02/21/21)
Field Goals Made	13		DUNGEE, Chelsea vs UConn (01/28/21)
	11		SLOCUM, Destiny at LSU (02/21/21)
	11		DUNGEE, Chelsea vs Ole Miss (02/19/21)
	11		SLOCUM, Destiny vs Mississippi St. (02/11/21)
Field Goal Att.	26		DUNGEE, Chelsea at Tennessee (01/07/21)
	22		DUNGEE, Chelsea vs Ole Miss (02/19/21)
	22		DUNGEE, Chelsea at Georgia (01/25/21)
	22		DUNGEE, Chelsea vs Missouri (01/03/21)
FG Pct (min 5 made)	1.000	(5-5)	DANIELS, Makayla vs Florida (01/14/21)
	.833	(5-6)	BARNUM, Erynn at Kentucky (12/31/20)
3-Point FG Made	6		SLOCUM, Destiny at Missouri (02/04/21)
	6		RAMIREZ, Amber at SMU (12/09/20)
3-Point FG Att.	15		RAMIREZ, Amber vs Auburn (01/31/21)
	14		RAMIREZ, Amber at SMU (12/09/20)
3-Pt FG Pct (min 2 made)	1.000	(3-3)	DUNGEE, Chelsea vs Central Ark. (12/13/20)
	1.000	(2-2)	RAMIREZ, Amber vs Mississippi St. (02/11/21)
	1.000	(2-2)	DUNGEE, Chelsea at South Carolina (01/18/21)
	1.000	(2-2)	HUGHES, Avery vs Ark.-Pine Bluff (12/21/20)
Free Throws Made	17		DUNGEE, Chelsea vs Florida (01/14/21)
	14		DUNGEE, Chelsea vs Ole Miss (02/19/21)
Free Throw Att.	17		DUNGEE, Chelsea vs Ole Miss (02/19/21)
	17		DUNGEE, Chelsea vs Florida (01/14/21)
FT Pct (min 3 made)	1.000	(17-17)	DUNGEE, Chelsea vs Florida (01/14/21)
	1.000	(8-8)	DUNGEE, Chelsea at Missouri (02/04/21)
	1.000	(6-6)	DANIELS, Makayla vs La.-Monroe (12/03/20)
	1.000	(6-6)	DANIELS, Makayla vs Oral Roberts (11/25/20)
	1.000	(5-5)	DANIELS, Makayla vs Baylor (12/06/20)
	1.000	(5-5)	THOMAS, Taylah at FGCU (11/28/20)
	1.000	(4-4)	DANIELS, Makayla vs Auburn (01/31/21)
	1.000	(4-4)	THOMAS, Taylah at South Carolina (01/18/21)
	1.000	(4-4)	DUNGEE, Chelsea vs Texas A&M (01/10/21)
	1.000	(4-4)	RAMIREZ, Amber at FGCU (11/28/20)
	1.000	(3-3)	DAVIS, Marquesha vs Ole Miss (02/19/21)
	1.000	(3-3)	BARNUM, Erynn vs Mississippi St. (02/11/21)
	1.000	(3-3)	SLOCUM, Destiny at Georgia (01/25/21)
1.000	(3-3)	THOMAS, Taylah vs Ark.-Pine Bluff (12/21/20)	
1.000	(3-3)	BARNUM, Erynn vs Central Ark. (12/13/20)	
1.000	(3-3)	SLOCUM, Destiny vs Central Ark. (12/13/20)	
1.000	(3-3)	DANIELS, Makayla at SMU (12/09/20)	
Rebounds	13		THOMAS, Taylah vs Oral Roberts (11/25/20)
	11		DAVIS, Marquesha vs Oral Roberts (11/25/20)
Assists	10		SLOCUM, Destiny at Missouri (02/04/21)
	7		DANIELS, Makayla at SMU (12/09/20)
Steals	5		DUNGEE, Chelsea at Tennessee (01/07/21)
	5		DAVIS, Marquesha vs Oral Roberts (11/25/20)
Blocked Shots	5		THOMAS, Taylah at Missouri (02/04/21)
	3		RAMIREZ, Amber at South Carolina (01/18/21)
	3		BARNUM, Erynn vs Central Ark. (12/13/20)



Arkansas Razorbacks
Arkansas Player High/Low Analysis (as of Feb 24, 2021)
Conference games only



Arkansas - INDIVIDUAL GAME HIGHS

Points	38		DUNGEE, Chelsea vs Ole Miss (02/19/21)
	33		DUNGEE, Chelsea vs Florida (01/14/21)
	30		DUNGEE, Chelsea at Tennessee (01/07/21)
	29		SLOCUM, Destiny at LSU (02/21/21)
	27		DUNGEE, Chelsea at Missouri (02/04/21)
Field Goals Made	11		SLOCUM, Destiny at LSU (02/21/21)
	11		DUNGEE, Chelsea vs Ole Miss (02/19/21)
	11		SLOCUM, Destiny vs Mississippi St. (02/11/21)
Field Goal Att.	26		DUNGEE, Chelsea at Tennessee (01/07/21)
	22		DUNGEE, Chelsea vs Ole Miss (02/19/21)
	22		DUNGEE, Chelsea at Georgia (01/25/21)
	22		DUNGEE, Chelsea vs Missouri (01/03/21)
FG Pct (min 5 made)	1.000	(5-5)	DANIELS, Makayla vs Florida (01/14/21)
	.833	(5-6)	BARNUM, Erynn at Kentucky (12/31/20)
3-Point FG Made	6		SLOCUM, Destiny at Missouri (02/04/21)
	5		SLOCUM, Destiny at LSU (02/21/21)
	5		RAMIREZ, Amber at Texas A&M (02/07/21)
	5		RAMIREZ, Amber at Missouri (02/04/21)
	5		RAMIREZ, Amber vs Auburn (01/31/21)
	5		DUNGEE, Chelsea vs Texas A&M (01/10/21)
3-Point FG Att.	15		RAMIREZ, Amber vs Auburn (01/31/21)
	11		DUNGEE, Chelsea vs Missouri (01/03/21)
3-Pt FG Pct (min 2 made)	1.000	(2-2)	RAMIREZ, Amber vs Mississippi St. (02/11/21)
	1.000	(2-2)	DUNGEE, Chelsea at South Carolina (01/18/21)
Free Throws Made	17		DUNGEE, Chelsea vs Florida (01/14/21)
	14		DUNGEE, Chelsea vs Ole Miss (02/19/21)
Free Throw Att.	17		DUNGEE, Chelsea vs Ole Miss (02/19/21)
	17		DUNGEE, Chelsea vs Florida (01/14/21)
	1.000	(17-17)	DUNGEE, Chelsea vs Florida (01/14/21)
	1.000	(8-8)	DUNGEE, Chelsea at Missouri (02/04/21)
FT Pct (min 3 made)	1.000	(4-4)	DANIELS, Makayla vs Auburn (01/31/21)
	1.000	(4-4)	THOMAS, Taylah at South Carolina (01/18/21)
	1.000	(4-4)	DUNGEE, Chelsea vs Texas A&M (01/10/21)
	1.000	(3-3)	DAVIS, Marquesha vs Ole Miss (02/19/21)
	1.000	(3-3)	BARNUM, Erynn vs Mississippi St. (02/11/21)
	1.000	(3-3)	SLOCUM, Destiny at Georgia (01/25/21)
	1.000	(3-3)	SLOCUM, Destiny at Georgia (01/25/21)
Rebounds	10		THOMAS, Taylah at Georgia (01/25/21)
	9		THOMAS, Taylah vs Auburn (01/31/21)
Assists	10		SLOCUM, Destiny at Missouri (02/04/21)
	6		SLOCUM, Destiny vs Texas A&M (01/10/21)
	6		SLOCUM, Destiny at Kentucky (12/31/20)
Steals	5		DUNGEE, Chelsea at Tennessee (01/07/21)
	4		SLOCUM, Destiny at LSU (02/21/21)
	4		DANIELS, Makayla vs Texas A&M (01/10/21)
	4		RAMIREZ, Amber vs Missouri (01/03/21)
Blocked Shots	5		THOMAS, Taylah at Missouri (02/04/21)
	3		RAMIREZ, Amber at South Carolina (01/18/21)
Turnovers	6		DUNGEE, Chelsea at LSU (02/21/21)
	6		DUNGEE, Chelsea vs Texas A&M (01/10/21)
Fouls	4		DUNGEE, Chelsea at LSU (02/21/21)
	4		DANIELS, Makayla vs Ole Miss (02/19/21)
	4		THOMAS, Taylah vs Ole Miss (02/19/21)
	4		THOMAS, Taylah at Texas A&M (02/07/21)



| Marquesha Davis | So. | 6-0 | G | McGehee, Ark. (Springdale HS)

SEASON HIGHS

Points	15	UAPB	12-21-20*
FG Made	6	UAPB	12-21-20*
FG Att.	13	UAPB	12-21-20
3FG Made	1	No. 3 UConn	1-28-21*
3FG Att.	4	UAPB	12-21-20
FT Made	3	Ole Miss	2-19-21*
FT Att.	6	Oral Roberts	11-25-20
Off. Reb.	4	Oral Roberts	11-25-20
Def. Reb.	7	Oral Roberts	11-25-20
Rebounds	11	Oral Roberts	11-25-20
Assists	3	@ Little Rock	12-20-20
Blocks	2	UAPB	12-21-20
Steals	5	Oral Roberts	11-25-20
Minutes	26	UAPB	12-21-20

CAREER HIGHS

Points	15	UAPB	12-21-20*
FG Made	6	UAPB	12-21-20*
FG Att.	13	UAPB	12-21-20
3FG Made	1	No. 3 UConn	1-28-21*
3FG Att.	4	UAPB	12-21-20
FT Made	3	Ole Miss	2-19-21*
FT Att.	6	Oral Roberts	11-25-20
Off. Reb.	4	Oral Roberts	11-25-20
Def. Reb.	7	Oral Roberts	11-25-20
Rebounds	11	Oral Roberts	11-25-20
Assists	3	@ Little Rock	12-20-20
Blocks	2	UAPB	12-21-20*
Steals	5	Oral Roberts	11-25-20
Minutes	26	UAPB	12-21-20*

NOTES

- Matched her career-high against UAPB, scoring 15 points
- Scored a career-high 15 points against No. 12 Maryland
- Recorded first-career double-double against Oral Roberts
- Posted 11 points against the Golden Eagles
- Was solid against McNeese State last season, dropping seven points while grabbing five rebounds
- Played eight minutes during her Arkansas debut, recording a point and two rebounds
- Honored as a First-Team All-USA Arkansas Girls Basketball selection after averaging 21.3 points and 10 rebounds a game as a senior
- Eclipsed 1,000 career points as a junior and broke Springdale High's single-season scoring and rebounding records in 2017-18

Opponent	Date	gs	min	Total		3-Pointers		Free throws		Rebounds			pf	a	t/o	blk	stl	pts	avg	
				fg-fga	pct	3fg-fga	pct	ft-fa	pct	off	def	tot								avg
ORAL ROBERTS	11/25/20	18	4-9	.444	0-0	.000	3-6	.500	4	7	11	11.0	0	1	0	0	5	11	11.0	
vs Wake Forest	11/27/20	11	0-2	.000	0-0	.000	0-0	.000	1	1	2	6.5	2	1	2	0	1	0	5.5	
at FGCU	11/28/20	4	0-2	.000	0-0	.000	2-2	1.000	1	1	2	5.0	0	0	0	0	0	2	4.3	
vs Maryland	11/29/20	17	6-9	.667	1-2	.500	2-4	.500	2	2	4	4.8	2	0	1	0	3	15	7.0	
LA-MONROE	12/03/20	20	5-9	.556	1-3	.333	3-5	.600	0	3	3	4.4	3	0	1	1	3	14	8.4	
BAYLOR	12/06/20	16	4-7	.571	0-1	.000	0-0	.000	0	4	4	4.3	1	0	1	0	4	8	8.3	
at Little Rock	12/19/20	11	2-2	1.000	0-0	.000	3-4	.750	0	0	0	3.7	2	3	0	0	0	7	8.1	
ARK-PINE BLUFF	12/21/20	26	6-13	.462	1-4	.250	2-2	1.000	2	2	4	3.8	2	2	1	2	1	15	9.0	
at Kentucky	12/31/20	3	0-1	.000	0-0	.000	0-0	.000	0	1	1	3.4	0	0	0	0	0	0	8.0	
MISSOURI	01/03/21	9	1-1	1.000	1-1	1.000	0-0	.000	0	0	0	3.1	2	1	0	0	0	3	7.5	
at Tennessee	01/07/21	13	0-2	.000	0-1	.000	0-0	.000	1	2	3	3.1	0	0	0	0	0	0	6.8	
TEXAS A&M	01/10/21	17	0-1	.000	0-1	.000	2-2	1.000	0	3	3	3.1	1	0	0	0	0	2	6.4	
FLORIDA	01/14/21	3	0-2	.000	0-0	.000	0-0	.000	0	0	0	2.8	1	0	0	0	0	0	5.9	
at South Carolina	01/18/21	17	1-5	.200	1-2	.500	0-0	.000	0	3	3	2.9	0	1	0	1	1	3	5.7	
at Georgia	01/25/21	13	2-6	.333	0-1	.000	0-0	.000	0	0	0	2.7	1	0	1	0	0	4	5.6	
UCONN	01/28/21	14	3-4	.750	1-1	1.000	0-0	.000	1	2	3	2.7	1	0	4	0	0	7	5.7	
AUBURN	01/31/21	9	1-1	1.000	0-0	.000	2-2	1.000	0	1	1	2.6	0	0	0	0	0	4	5.6	
at Missouri	02/04/21	8	0-1	.000	0-1	.000	2-2	1.000	0	0	0	2.4	2	0	0	1	1	2	5.4	
at Texas A&M	02/07/21	12	2-3	.667	0-0	.000	1-2	.500	0	0	0	2.3	0	0	1	0	0	5	5.4	
MISSISSIPPI ST.	02/11/21	8	0-3	.000	0-1	.000	0-0	.000	0	2	2	2.3	1	0	0	0	0	0	5.1	
OLE MISS	02/19/21	21	2-3	.667	0-0	.000	3-3	1.000	0	3	3	2.3	3	0	0	0	0	7	5.2	
at LSU	02/21/21	3	0-0	.000	0-0	.000	0-0	.000	0	0	0	2.2	0	0	0	0	0	0	5.0	
Totals		0	273	39-86	.453	6-19	.316	25-34	.735	12	37	49	2.2	24	9	12	5	19	109	5.0

SEASON | CAREER SUPERLATIVES

Stat	'19-20	'20-21	Career
Double Figure Pts	-	4	4
Double Figure Rebs	-	1	1
Double-Doubles	-	1	1
5 + Assists	-	-	-
5 + Blocks	-	-	-
5 + Steals	-	1	1
Led Team in Pts	-	-	-
Led Team in Reb	-	-	-
20 + Points	-	-	-

Games played: 22
 Minutes/game: 12.4
 Points/game: 5.0
 FG Pct: 45.3
 3FG Pct: 31.6
 FT Pct: 73.5

Rebounds/game: 2.2
 Assists/game: 0.4
 Turnovers/game: 0.5
 Assist/turnover ratio: 0.8
 Steals/game: 0.9
 Blocks/game: 0.2

CAREER STATISTICS

Season	gp-gs	min/avg	fg-fga	pct	fg-fga	pct	ft-fa	pct	off	def	tot	avg	pf	fo	ast	to	blk	stl	pts	avg
2019-20	18-0	152/8.4	16-45	.356	2-14	.143	11-24	.458	16	21	37	2.1	11	0	5	15	4	7	45	2.5
2020-21	22-0	273/12.4	39-86	.453	6-19	.316	25-34	.735	12	37	49	2.2	24	0	9	12	5	19	109	5.0
TOTAL	40-0	425/10.6	55-131	.420	8-33	.242	36-58	.621	28	58	86	2.2	35	0	14	27	9	26	154	3.9



3 Elauna Eaton | Fr. | 6-0 | G | Helena, Ark. (Nettleton HS)

SEASON HIGHS

Points	N/A
FG Made	N/A
FG Att.	N/A
3FG Made	N/A
3FG Att.	N/A
FT Made	N/A
FT Att.	N/A
Off. Reb.	N/A
Def. Reb.	N/A
Rebounds	N/A
Assists	N/A
Blocks	N/A
Steals	N/A
Minutes	N/A

NOTES

- Will miss her freshman season with a torn ACL.
- Named the Arkansas Democrat-Gazette's Player of the Year following her final high school season
- Earned a spot on the Naismith Trophy High School Girls Watch List
- Named AAA 5A All-State in 2019, while earning AAA 6A All-State Honors in 2018
- Rated as the No. 9 Guard, No. 41 Overall Player in the nation when she committed
- Averaged 23.9 points per game and 7.9 rebounds per game during her senior season.

CAREER HIGHS

(Same as Season Highs)

SEASON | CAREER SUPERLATIVES

Stat	'20-'21	Career
Double Figure Pts	-	-
Double Figure Rebs	-	-
Double-Doubles	-	-
5 + Assists	-	-
5 + Blocks	-	-
5 + Steals	-	-
Led Team in Pts	-	-
Led Team in Reb	-	-
20 + Points	-	-
30+ Points	-	-

CAREER STATISTICS



4 Erynn Barnum | RSo. | 6-2 | F | Little Rock, Ark. (Little Rock Central HS)

SEASON HIGHS

Points	17	ULM	12-3-20
FG Made	7	@ No. 22 UGA	1-25-21*
FG Att.	10	@ No. 22 UGA	1-25-21*
3FG Made	1	UAPB	12-21-20
3FG Att.	3	UAPB	12-21-20
FT Made	4	UAPB	12-21-20*
FT Att.	12	Oral Roberts	11-25-20
Off. Reb.	4	Mizzou	1-3-21
Def. Reb.	8	ULM	12-3-20
Rebounds	10	UAPB	12-21-20
Assists	2	Auburn	1-31-21
Blocks	3	UCA	12-13-20
Steals	3	@ No. 7 TAMU	2-7-21
Minutes	24	Mizzou	1-3-21

CAREER HIGHS

Points	17	ULM	12-3-20
FG Made	7	@ No. 22 UGA	1-25-21*
FG Att.	12	Georgia	1-23-20
3FG Made	1	UAPB	12-21-20*
3FG Att.	3	UAPB	12-21-20
FT Made	8	UT Martin	12-29-19
FT Att.	12	Oral Roberts	11-25-20
Off. Reb.	4	Tulsa	12-11-19
Def. Reb.	8	ULM	12-3-20*
Rebounds	12	Tulsa	12-11-19
Assists	2	Auburn	1-31-21
Blocks	4	Little Rock	12-21-19*
Steals	2	@ No. 7 TAMU	2-7-21
Minutes	25	Tulsa	12-11-19

SEASON | CAREER SUPERLATIVES

Stat	'19-20	'20-21	Career
Double Figure Pts	4	9	13
Double Figure Rebs	1	1	2
Double-Doubles	1	1	2
5 + Assists	-	-	-
5 + Blocks	-	-	-
5 + Steals	-	-	-
Led Team in Pts	1	-	1
Led Team in Reb	4	6	10
20 + Points	-	-	-

NOTES

- Followed that up with a 15 point performance against No. 22 Georgia.
- Scored 13 against No. 4 South Carolina on 60 percent shooting.
- Got into double-figures against No. 13 Kentucky on 5/6 shooting.
- Notched her first double-double of the season against UAPB
- Went for a career-high 17 points against ULM. Nearly double-doubled with eight rebounds.
- Scored 14 in the 2020-21 debut against Oral Roberts
- Matched her then-career-high against Georgia last season, going for 14 points
- Swatted a career-high four shots away against Little Rock
- Posted 14 more points against Northwestern State
- Averaged 19.4 points, 7.4 rebounds, 2.2 steals and 1.8 assists per game in her final year of high school

Opponent	Date	gs	min	Total		3-Pointers		Free throws		Rebounds				pf	a	t/o	blk	stl	pts	avg
				fg-fga	pct	3fg-fga	pct	ft-fa	pct	off	def	tot	avg							
ORAL ROBERTS	11/25/20	16	5-10	.500	0-2	.000	4-12	.333	1	3	4	4.0	0	1	0	1	2	14	14.0	
vs Wake Forest	11/27/20	16	4-6	.667	0-0	.000	4-6	.667	0	5	5	4.5	2	1	1	2	0	12	13.0	
at FGCU	11/28/20	17	3-4	.750	0-0	.000	3-6	.500	1	3	4	4.3	1	0	1	0	1	9	11.7	
vs Maryland	11/29/20	13	1-4	.250	0-0	.000	2-2	1.000	3	2	5	4.5	3	0	2	2	0	4	9.8	
LA-MONROE	12/03/20	16	7-9	.778	0-0	.000	3-5	.600	0	8	8	5.2	0	1	1	0	1	17	11.2	
BAYLOR	12/06/20	16	0-4	.000	0-0	.000	0-2	.000	1	1	2	4.7	4	0	1	1	1	0	9.3	
at SMU	12/09/20	15	3-6	.500	0-1	.000	1-1	1.000	1	7	8	5.1	1	1	3	2	0	7	9.0	
CENTRAL ARK.	12/13/20	14	2-5	.400	0-1	.000	3-3	1.000	1	5	6	5.3	1	1	1	3	1	7	8.8	
at Little Rock	12/19/20	20	4-8	.500	0-0	.000	0-2	.000	0	6	6	5.3	4	0	1	2	0	8	8.7	
ARK-PINE BLUFF	12/21/20	20	4-9	.444	1-3	.333	4-8	.500	3	7	10	5.8	2	1	1	1	1	13	9.1	
at Kentucky	12/31/20	20	5-6	.833	0-0	.000	1-2	.500	2	3	5	5.7	3	0	1	1	1	11	9.3	
MISSOURI	01/03/21	24	2-5	.400	0-0	.000	1-6	.167	4	2	6	5.8	2	1	1	1	0	5	8.9	
at Tennessee	01/07/21	9	0-3	.000	0-0	.000	0-0	.000	1	2	3	5.5	2	0	2	0	0	0	8.2	
TEXAS A&M	01/10/21	17	3-5	.600	0-0	.000	0-2	.000	0	3	3	5.4	1	0	0	0	0	6	8.1	
FLORIDA	01/14/21	4	1-1	1.000	0-0	.000	0-0	.000	0	0	0	5.0	3	0	0	0	0	2	7.7	
at South Carolina	01/18/21	16	6-10	.600	0-0	.000	1-1	1.000	2	1	3	4.9	3	0	0	1	0	13	8.0	
at Georgia	01/25/21	21	7-10	.700	0-0	.000	1-1	1.000	2	2	4	4.8	3	0	0	1	2	15	8.4	
UCONN	01/28/21	11	2-4	.500	0-0	.000	0-1	.000	2	2	4	4.8	3	0	2	0	1	4	8.2	
AUBURN	01/31/21	14	2-3	.667	0-0	.000	0-1	.000	0	0	0	4.5	3	2	1	0	0	4	7.9	
at Missouri	02/04/21	12	3-3	1.000	0-0	.000	0-2	.000	1	2	3	4.5	0	0	0	1	2	6	7.9	
at Texas A&M	02/07/21	20	4-4	1.000	0-0	.000	2-4	.500	0	3	3	4.4	2	0	2	1	3	10	8.0	
MISSISSIPPI ST.	02/11/21	14	3-4	.750	0-0	.000	3-3	1.000	1	3	4	4.4	1	0	0	0	0	9	8.0	
OLE MISS	02/19/21	21	2-3	.667	0-0	.000	3-5	.600	1	3	4	4.3	3	1	1	0	2	7	8.0	
at LSU	02/21/21	14	5-8	.625	0-0	.000	2-4	.500	2	2	4	4.3	1	0	0	0	0	12	8.1	
Totals		0	380	78-134	.582	1-7	.143	38-79	.481	29	75	104	4.3	48	10	22	20	18	195	8.1

Games played: 24
 Minutes/game: 15.8
 Points/game: 8.1
 FG Pct: 58.2
 3FG Pct: 14.3
 FT Pct: 48.1

Rebounds/game: 4.3
 Assists/game: 0.4
 Turnovers/game: 0.9
 Assist/turnover ratio: 0.5
 Steals/game: 0.8
 Blocks/game: 0.8

CAREER STATISTICS

Season	gp-gs	min/avg	fg-fga	pct	fg-fga	pct	ft-fa	pct	off	def	tot	avg	pf	fo	ast	to	blk	stl	pts	avg
2019-20	27-0	304/11.3	50-98	.510	3-7	.429	31-52	.596	31	76	107	4.0	26	0	5	11	28	15	134	5.0
2020-21	24-0	380/15.8	78-134	.582	1-7	.143	38-79	.481	29	75	104	4.3	48	0	10	22	20	18	195	8.1
TOTAL	51-0	684/13.4	128-232	.552	4-14	.286	69-131	.527	60	151	211	4.1	74	0	15	33	48	33	329	6.5



|| Rylee Langerman | Fr. | 5-9 | G | Del City, Okla. (Christian Heritage HS)

SEASON HIGHS

Points	4	@ SMU	12-9-20*
FG Made	1	UAPB	12-21-20*
FG Att.	7	UAPB	12-21-20
3FG Made	1	UAPB	12-21-20*
3FG Att.	5	UAPB	12-21-20
FT Made	1	@ SMU	12-9-20*
FT Att.	2	@ SMU	12-9-20*
Off. Reb.	2	UCA	12-13-20
Def. Reb.	4	Oral Roberts	11-25-20
Rebounds	4	UCA	12-13-20*
Assists	4	UCA	12-13-20
Blocks	1	@ SMU	12-9-20
Steals	1	Maryland	11-28-20
Minutes	21	UCA	12-13-20

CAREER HIGHS

(Same as Season Highs)

SEASON | CAREER SUPERLATIVES

Stat	'20-21	Career
Double Figure Pts	-	-
Double Figure Rebs	-	-
Double-Doubles	-	-
5 + Assists	-	-
5 + Blocks	-	-
5 + Steals	-	-
Led Team in Pts	-	-
Led Team in Reb	-	-
20 + Points	-	-
30+ Points	-	-

NOTES

- Matched her career-high, scoring four points against SMU.
- Scored three points in her Arkansas' debut.
- Named the The Oklahoman's Little All City Player of the Year following her senior season
- Broke out during her final high school season, propelling the Crusaders to the State Championship game behind her 21.5 points per game and 10.9 rebounds per game from the lead guard spot
- Her 21.5 points per game average jumped nearly eight points during her senior season
- A two-time State Champion (2016-17, 2017-18)
- Named Little All-City all four years of her high school career
- Was ranked as the 68th player in the class by Prospect Nation.

Opponent	Date	gs	min	Total		3-Pointers		Free throws		Rebounds				pf	a	tlo	blk	stl	pts	avg
				fg-fga	pct	3fg-fga	pct	ft-fga	pct	off	def	tot	avg							
ORAL ROBERTS	11/25/20	10	1-3	.333	1-2	.500	0-0	.000	0	4	4	4.0	1	0	1	0	0	3	3.0	
vs Wake Forest	11/27/20	1	0-0	.000	0-0	.000	0-0	.000	0	1	1	2.5	0	0	0	0	0	0	1.5	
vs Maryland	11/29/20	5	1-1	1.000	0-0	.000	0-0	.000	0	0	0	1.7	0	0	1	0	1	2	1.7	
LA-MONROE	12/03/20	14	1-1	1.000	1-1	1.000	1-2	.500	0	0	0	1.3	3	0	0	0	0	4	2.3	
at SMU	12/09/20	15	1-1	1.000	1-1	1.000	1-2	.500	0	2	2	1.4	1	0	3	1	0	4	2.6	
CENTRAL ARK.	12/13/20	21	0-3	.000	0-1	.000	0-0	.000	2	2	4	1.8	2	4	2	0	0	0	2.2	
ARK.-PINE BLUFF	12/21/20	19	1-7	.143	1-5	.200	0-0	.000	0	1	1	1.7	1	3	2	0	0	3	2.3	
TEXAS A&M	01/10/21	2	0-0	.000	0-0	.000	0-0	.000	0	2	2	1.8	0	0	0	0	0	0	2.0	
UCONN	01/28/21	2	0-0	.000	0-0	.000	0-0	.000	0	0	0	1.6	1	0	0	0	0	0	1.8	
AUBURN	01/31/21	2	0-0	.000	0-0	.000	0-0	.000	0	0	0	1.4	1	0	0	0	0	0	1.6	
MISSISSIPPI ST.	02/11/21	0	0-0	.000	0-0	.000	0-0	.000	0	0	0	1.3	0	0	0	0	0	0	1.5	
OLE MISS	02/19/21	0	0-0	.000	0-0	.000	0-0	.000	0	0	0	1.2	0	0	0	0	0	0	1.3	
Totals		0	91	5-16	.313	4-10	.400	2-4	.500	2	12	14	1.2	10	7	9	1	1	16	1.3

Games played: 12
 Minutes/game: 7.6
 Points/game: 1.3
 FG Pct: 31.3
 3FG Pct: 40.0
 FT Pct: 50.0

Rebounds/game: 1.2
 Assists/game: 0.6
 Turnovers/game: 0.8
 Assist/turnover ratio: 0.8
 Steals/game: 0.1
 Blocks/game: 0.1

CAREER STATISTICS

Season	gp-gs	min/avg	fg-fga	pct	fg-fga	pct	ft-fga	pct	off	def	tot	avg	pf	fo	ast	to	blk	stl	pts	avg
2020-21	12-0	91/7.6	5-16	.313	4-10	.400	2-4	.500	2	12	14	1.2	10	0	7	9	1	1	16	1.3
TOTAL	12-0	91/7.6	5-16	.313	4-10	.400	2-4	.500	2	12	14	1.2	10	0	7	9	1	1	16	1.3



12 Destiny Slocum | Rsr. | 5-7 | G | Meridian, Idaho (Mountain View HS) | Maryland/Oregon State

SEASON HIGHS

Points	29	@ LSU	2-21-21
FG Made	11	@ LSU	2-21-21*
FG Att.	16	Florida	1-14-21*
3FG Made	6	@ Mizzou	2-4-21
3FG Att.	9	Wake Forest	11-27-20
FT Made	8	Baylor	12-6-20
FT Att.	12	Baylor	12-6-20
Off. Reb.	2	@ Tennessee	1-7-21*
Def. Reb.	7	Baylor	12-6-20
Rebounds	7	Baylor	12-6-20
Assists	10	@ Mizzou	2-4-21
Blocks	N/A		
Steals	4	@ LSU	2-21-21
Minutes	40	@ Mizzou	2-4-21

NOTES

- Scored a season-high 29 points against LSU on the road.
- Recorded her first double-double as a Hog, going for 22 points and 10 assists against Mizzou.
- Matched her season-high in points against UCA, going for 22.
- Went 8-12 at the free throw line against No. 4 Baylor, both season-highs
- Dished a season-best five assists and pulled down a season-high six boards against FGCU.
- Went for a season-high 22 points in her Arkansas debut.
- In her two years at Oregon State, averaged 15.2 points per game, 4.6 assists per game and 3.2 rebounds per game
- Shot at a 45.2 percent clip from the field and 36.8 percent from deep
- Was named a WBCA All-American Honorable Mention in both of her seasons in Corvallis, while also being named All-Pac-12 twice over
- Was also named a Lieberman Finalist, the award given to the best point guard in women's college hoops, during her redshirt sophomore season, while making the top 10 for the Lieberman award this past season

CAREER HIGHS

Points	30	Washington	1-16-19
FG Made	12	at Cal	2-10-19
FG Att.	22	at Stanford	2-21-20
3FG Made	6	@ Mizzou	2-4-21
3FG Att.	11	at Stanford	2-21-20
FT Made	10	Notre Dame	11-24-18
FT Att.	14	Notre Dame	11-24-18
Off. Reb.	2	@ Tennessee	1-7-21*
Def. Reb.	7	Baylor	12-6-20*
Rebounds	8	at Stanford	2-9-19
Assists	13	Illinois	2-9-17
Blocks	2	Washington St	1-4-19
Steals	4	@ LSU	2-21-21*
Minutes	40	at Ohio State	2-20-17

*Most Recent

Opponent	Date	gs	min	Total		3-Pointers		Free throws		Rebounds				pf	a	t/o	blk	stl	pts	avg	
				fg-fga	pct	3fg-fga	pct	ft-fa	pct	off	def	tot	avg								
ORAL ROBERTS	11/25/20	*	28	9-14	.643	2-6	.333	2-3	.667	0	0	0	0.0	3	3	0	0	1	22	22.0	
vs Wake Forest	11/27/20	*	31	6-14	.429	4-9	.444	0-0	.000	0	4	4	2.0	2	2	3	0	0	16	19.0	
at FGCU	11/28/20	*	28	5-13	.385	1-4	.250	1-1	1.000	0	6	6	3.3	4	5	3	0	0	12	16.7	
vs Maryland	11/29/20	*	29	6-13	.462	2-4	.500	2-2	1.000	1	2	3	3.3	2	4	2	0	2	16	16.5	
LA-MONROE	12/03/20	*	21	8-12	.667	1-4	.250	1-1	1.000	0	3	3	3.2	1	3	0	0	0	18	16.8	
BAYLOR	12/06/20	*	28	3-9	.333	0-0	.000	8-12	.667	0	7	7	3.8	2	2	1	0	0	14	16.3	
at SMU	12/09/20	*	29	3-8	.375	3-7	.429	0-0	.000	0	4	4	3.9	1	5	0	0	1	9	15.3	
CENTRAL ARK.	12/13/20	*	25	9-16	.563	1-4	.250	3-3	1.000	2	3	5	4.0	1	4	1	0	1	22	16.1	
at Little Rock	12/19/20	*	33	6-11	.545	1-5	.200	3-4	.750	1	4	5	4.1	2	4	0	0	0	16	16.1	
ARK-PINE BLUFF	12/21/20	*	25	7-12	.583	4-7	.571	0-0	.000	0	1	1	3.8	0	3	1	0	0	18	16.3	
at Kentucky	12/31/20	*	34	3-11	.273	0-4	.000	6-8	.750	2	1	3	3.7	1	6	2	0	0	12	15.9	
MISSOURI	01/03/21	*	28	3-11	.273	2-6	.333	2-2	1.000	0	1	1	3.5	0	3	1	0	0	10	15.4	
at Tennessee	01/07/21	*	37	5-10	.500	3-5	.600	4-5	.800	2	3	5	3.6	1	2	3	0	1	17	15.5	
TEXAS A&M	01/10/21	*	35	5-15	.333	3-8	.375	0-0	.000	0	3	3	3.6	1	6	0	0	2	13	15.4	
FLORIDA	01/14/21	*	34	8-16	.500	1-2	.500	0-0	.000	0	5	5	3.7	2	2	3	0	1	17	15.5	
at South Carolina	01/18/21	*	33	7-15	.467	1-4	.250	0-1	.000	1	3	4	3.7	4	5	2	0	2	15	15.4	
at Georgia	01/25/21	*	26	3-6	.500	2-4	.500	3-3	1.000	0	0	0	3.5	4	5	2	0	3	11	15.2	
UCONN	01/28/21	*	33	2-7	.286	0-2	.000	1-4	.250	0	5	5	3.6	2	2	2	0	1	5	14.6	
AUBURN	01/31/21	*	33	5-10	.500	2-5	.400	2-2	1.000	0	4	4	3.6	3	3	3	0	0	14	14.6	
at Missouri	02/04/21	*	40	8-13	.615	6-8	.750	0-2	.000	0	3	3	3.6	3	10	1	0	0	22	15.0	
at Texas A&M	02/07/21	*	34	2-9	.222	0-4	.000	0-0	.000	0	1	1	3.4	3	4	0	0	0	4	14.4	
MISSISSIPPI ST.	02/11/21	*	33	11-15	.733	1-3	.333	3-5	.600	0	0	0	3.3	3	4	3	0	1	26	15.0	
at LSU	02/21/21	*	37	11-15	.733	5-7	.714	2-2	1.000	0	3	3	3.3	2	2	4	0	4	29	15.6	
Totals			23	714	135-275	.491	45-112	.402	43-60	.717	9	66	75	3.3	47	89	37	0	20	358	15.6

Games played: 23
 Minutes/game: 31.0
 Points/game: 15.6
 FG Pct: 49.1
 3FG Pct: 40.2
 FT Pct: 71.7

Rebounds/game: 3.3
 Assists/game: 3.9
 Turnovers/game: 1.6
 Assist/turnover ratio: 2.4
 Steals/game: 0.9

CAREER STATISTICS

Year	GP-GS	Min	Avg	FG	Total		3-Point		F-Throw		Rebounds				PF	FO	Ast	TO	Blk	Stl	Pts	Avg		
					FGA	Pct	FG	Pct	FT	FTA	Pct	Off	Def	Tot									Avg	
2016-17	34-34	1051	30.9	133	328	.405	71	190	.374	55	83	.663	11	90	101	3.0	72	0	204	106	2	44	392	11.5
2018-19	34-34	917	27.0	193	423	.456	67	182	.368	72	100	.720	18	99	117	3.4	68	2	153	97	3	19	525	15.4
2019-20	32-32	948	29.6	179	400	.448	63	171	.368	56	71	.789	21	72	93	2.9	53	0	150	76	1	21	477	14.9

Maryland Stats*
 Oregon State Stats*

Season	gp-gs	min/avg	fg-fga	pct	fg-fga	pct	ft-fa	pct	off	def	tot	avg	pf	fo	ast	to	blk	stl	pts	avg
2020-21	23-23	714/31.0	135-275	.491	45-112	.402	43-60	.717	9	66	75	3.3	47	0	89	37	0	20	358	15.6
TOTAL	23-23	714/31.0	135-275	.491	45-112	.402	43-60	.717	9	66	75	3.3	47	0	89	37	0	20	358	15.6



13 Grayce Spangler | Sr. | 5-11 | G | Fayetteville, Ark. (Fayetteville HS)

SEASON HIGHS

Points	N/A
FG Made	N/A
FG Att.	N/A
3FG Made	N/A
3FG Att.	N/A
FT Made	N/A
FT Att.	N/A
Off. Reb.	N/A
Def. Reb.	N/A
Rebounds	N/A
Assists	N/A
Blocks	N/A
Steals	N/A
Minutes	N/A

NOTES

- Season/career best with nine points in WNIT game versus UAB in 18-19.
- Arkansas Athletics Department Athletics Director's List (3.5-3.99 GPA) | Fall 2017, Spring 2018.
- Arkansas Athletics Department Honor Roll (3.0-3.49 GPA) | Fall 2018.
- Scored her first points as a Razorback going 3-for-3 from the line in a win over UTA as a freshman.
- Arkansas Ties: Father Shannon lettered as a linebacker (1989) and mother, Stacy, was a member of the Pom Squad at Arkansas

CAREER HIGHS

Points	9	UAB	3-24-19
FG Made	3	UAB	3-24-19
FG Att.	5	UAB	3-24-19
3FG Made	3	UAB	3-24-19
3FG Att.	5	UAB	3-24-19
FT Made	3	UTA	12-17-17
FT Att.	4	#13 Missouri	2-12-18
Off. Reb.	2	TTU	12-4-18
Def. Reb.	1	at ASU	12-21-17*
Rebounds	2	TTU	12-4-18
Assists	1	Belmont	11-20-19*
Blocks	1	Vanderbilt	1-13-19
Steals	1	Vanderbilt	1-13-19*
Minutes	9	at #9 SC	1-25-18

*Most Recent

SEASON | CAREER SUPERLATIVES

Stat	'17-'18	'18-'19	'19-20	'20-21	Career
Double Figure Pts	-	-	-	-	-
Double Figure Rebs	-	-	-	-	-
Double-Doubles	-	-	-	-	-
5 + Assists	-	-	-	-	-
5 + Blocks	-	-	-	-	-
5 + Steals	-	-	-	-	-
Led Team in Pts	-	-	-	-	-
Led Team in Reb	-	-	-	-	-
20 + Points	-	-	-	-	-

CAREER STATISTICS

Season	gp-gs	min/avg	fg-fga	pct	fg-fga	pct	ft-fga	pct	off	def	tot	avg	pf	fo	ast	to	blk	stl	pts	avg
2017-18	17-0	67/3.9	2-16	.125	0-6	.000	4-10	.400	1	4	5	0.3	13	0	1	5	0	1	8	0.5
2018-19	13-0	37/2.8	7-18	.389	7-14	.500	0-4	.000	3	0	3	0.2	9	0	0	3	1	1	21	1.6
2019-20	17-0	70/4.1	2-10	.200	1-6	.167	3-6	.500	0	0	0	0.0	9	0	2	6	0	0	8	0.5
TOTAL	47-0	174/3.7	11-44	.250	8-26	.308	7-20	.350	4	4	8	0.2	31	0	3	14	1	2	37	0.8



14 Jailyn Mason | Rsr. | 5-9 | G | Mason, Ohio (William Mason HS)

SEASON HIGHS

Points	16	UCA	12-13-20
FG Made	6	UCA	12-13-20
FG Att.	11	No. 8 TAMU	1-10-21
3FG Made	4	UCA	12-13-20
3FG Att.	5	No. 8 TAMU	1-10-21*
FT Made	2	Mizzou	1-3-21*
FT Att.	2	Mizzou	1-3-21*
Off. Reb.	1	@ Tennessee	1-7-21*
Def. Reb.	6	Ole Miss	2-19-21
Rebounds	6	Ole Miss	2-19-21
Assists	4	Auburn	1-31-21*
Blocks	1	MSU	2-11-21*
Steals	3	@ LSU	2-21-21*
Minutes	38	No. 8 TAMU	1-10-21

CAREER HIGHS

Points	19	ORU	12-21-16
FG Made	9	No. 11 Tenn.	2-8-18*
FG Att.	21	No. 11 Tenn.	2-8-18
3FG Made	4	UCA	12-13-20*
3FG Att.	9	Texas A&M	3-9-19
FT Made	4	#13 Missouri	2-12-18*
FT Att.	4	#13 Missouri	2-12-18*
Off. Reb.	4	Texas Tech	12-3-16
Def. Reb.	9	Alabama	1-24-19
Rebounds	9	Alabama	1-24-19*
Assists	11	HBU	12-28-16
Blocks	3	SHSU	11-10-17
Steals	5	at Georgia	1-11-18
Minutes	40	Houston	3-21-19 (WNIT)*

*Most Recent

NOTES

- Pulled down a season-high six boards against Ole Miss.
- Had her best game in 2020-21 so far against UCA, scoring a season-high 16 points.
- Fourteen games in double figure scoring two seasons ago – 45 games in her career.
- Finished 2018-19 off strong, scoring 11 and 17 against UAB and TCU.
- Was excellent in the 2019 SEC Tournament, going for 12 against Georgia, 14 against South Carolina and 15 against Texas A&M.
- Member of the SEC WBB Leadership Council.
- SEC All-Freshman Team | 2017
- Two-time SEC Freshman of the Week | 2016-17

Opponent	Date	qs	min	Total		3-Pointers		Free throws		Rebounds					pf	a	t/o	blk	stl	pts	avg
				fg-fga	pct	3fg-fga	pct	ft-fga	pct	off	def	tot	avg								
ORAL ROBERTS	11/25/20	17	17	0-1	.000	0-1	.000	2-2	1.000	0	1	1	1.0	2	0	0	0	2	2	2.0	
vs Wake Forest	11/27/20	22	22	1-2	.500	0-0	.000	0-0	.000	0	1	1	1.0	1	3	0	0	2	2	2.0	
at FGCU	11/28/20	28	28	0-3	.000	0-2	.000	0-0	.000	0	2	2	1.3	0	0	1	0	0	0	1.3	
vs Maryland	11/29/20	24	24	4-8	.500	2-3	.667	0-0	.000	0	1	1	1.3	2	0	1	1	0	10	3.5	
LA.-MONROE	12/03/20	19	24	2-4	.500	1-3	.333	0-0	.000	0	1	1	1.2	1	2	0	0	0	5	3.8	
BAYLOR	12/06/20	23	0-3	.000	0-3	.000	0-0	.000	0	3	3	1.5	2	1	2	0	2	0	3.2		
at SMU	12/09/20	21	24	2-4	.500	1-3	.333	0-0	.000	0	2	2	1.6	1	4	0	0	0	5	3.4	
CENTRAL ARK.	12/13/20	28	6-8	.750	4-5	.800	0-0	.000	0	2	2	1.6	0	2	0	0	2	16	5.0		
at Little Rock	12/19/20	19	3-6	.500	3-6	.500	0-0	.000	0	2	2	1.7	3	0	0	0	1	9	5.4		
ARK.-PINE BLUFF	12/21/20	* 21	0-4	.000	0-3	.000	0-0	.000	0	2	2	1.7	2	1	1	0	1	0	4.9		
at Kentucky	12/31/20	24	0-1	.000	0-1	.000	0-0	.000	1	2	3	1.8	1	2	1	1	0	0	4.5		
MISSOURI	01/03/21	24	3-5	.600	1-2	.500	2-2	1.000	0	5	5	2.1	1	2	1	1	2	9	4.8		
at Tennessee	01/07/21	16	0-5	.000	0-1	.000	0-0	.000	1	1	2	2.1	1	0	0	0	0	0	4.5		
TEXAS A&M	01/10/21	* 38	5-11	.455	3-5	.600	0-0	.000	0	0	0	1.9	0	1	0	0	0	13	5.1		
FLORIDA	01/14/21	20	0-4	.000	0-3	.000	0-0	.000	0	4	4	2.1	1	1	1	1	1	0	4.7		
at South Carolina	01/18/21	15	0-1	.000	0-0	.000	0-0	.000	0	0	0	1.9	3	1	0	0	0	0	4.4		
at Georgia	01/25/21	26	1-5	.200	1-2	.500	0-0	.000	0	4	4	2.1	0	0	0	0	0	3	4.4		
AUBURN	01/31/21	21	3-6	.500	2-4	.500	0-0	.000	0	5	5	2.2	0	4	0	0	2	8	4.6		
at Missouri	02/04/21	22	2-4	.500	1-3	.333	0-0	.000	0	2	2	2.2	1	1	0	0	0	5	4.6		
at Texas A&M	02/07/21	13	0-2	.000	0-2	.000	0-0	.000	0	1	1	2.2	1	1	0	0	0	0	4.4		
MISSISSIPPI ST.	02/11/21	17	1-2	.500	1-1	.000	0-0	.000	0	4	4	2.2	1	1	0	1	0	2	4.2		
OLE MISS	02/19/21	* 33	1-3	.333	1-3	.333	0-0	.000	0	6	6	2.4	3	0	4	1	3	3	4.2		
at LSU	02/21/21	16	0-0	.000	0-0	.000	0-0	.000	0	2	2	2.4	2	0	0	0	3	0	4.0		
Totals		3	507	34-92	.370	20-56	.357	4-4	1.000	2	53	55	2.4	29	27	12	6	21	92	4.0	

Games played: 23
 Minutes/game: 22.0
 Points/game: 4.0
 FG Pct: 37.0
 3FG Pct: 35.7
 FT Pct: 100.0

Rebounds/game: 2.4
 Assists/game: 1.2
 Turnovers/game: 0.5
 Assist/turnover ratio: 2.3
 Steals/game: 0.9
 Blocks/game: 0.3

SEASON | CAREER SUPERLATIVES

Stat	'16-17	'17-18	'18-19	'20-21	Career
Double Figure Pts	10	19	14	3	46
Double Figure Rebs	-	-	-	-	-
Double-Doubles (pts/ast)	2	-	-	-	2
5 + Assists	6	5	3	-	14
5 + Blocks	-	-	-	-	-
5 + Steals	-	-	-	-	-
Led Team in Pts	-	8	-	-	8
Led Team in Reb	-	1	3	1	5
20 + Points	-	-	-	-	-

CAREER STATISTICS

Season	gp-gs	min/avg	fg-fga	pct	fg-fga	pct	ft-fga	pct	off	def	tot	avg	pf	fo	ast	to	blk	stl	pts	avg
2016-17	30-29	894/29.8	100-256	.391	19-53	.358	7-11	.636	21	96	117	3.9	72	2	93	56	8	31	226	7.5
2017-18	31-31	1031/33.3	139-344	.404	47-130	.362	16-19	.842	17	111	128	4.1	56	1	92	67	14	34	341	11.0
2018-19	37-36	1111/30.0	114-277	.412	49-129	.380	17-23	.739	19	115	134	3.6	71	0	71	54	14	42	294	7.9
2020-21	23-3	507/22.0	34-92	.370	20-56	.357	4-4	1.000	2	53	55	2.4	29	0	27	12	6	21	92	4.0
TOTAL	121-99	3543/29.3	387-969	.399	135-368	.367	44-57	.772	59	375	434	3.6	228	3	283	189	42	128	953	7.9



20 Destinee McGhee | Fr. | 6-2 | F | Huntsville, Ala. (Madison Academy)

SEASON HIGHS

Points	7	@ SMU	12-9-20
FG Made	3	UCA	12-13-20*
FG Att.	6	UCA	12-13-20
3FG Made	0	Oral Roberts	11-25-20
3FG Att.	1	Oral Roberts	11-25-20
FT Made	1	Oral Roberts	11-25-20
FT Att.	2	UCA	12-13-20*
Off. Reb.	3	UCA	12-13-20
Def. Reb.	2	ULM	12-3-20
Rebounds	3	ULM	12-3-20
Assists	N/A		
Blocks	N/A		
Steals	N/A		
Minutes	7	@ SMU	12-9-20

CAREER HIGHS

(Same as Season Highs)

SEASON | CAREER SUPERLATIVES

Stat	'20-21	Career
Double Figure Pts	-	-
Double Figure Rebs	-	-
Double-Doubles	-	-
5 + Assists	-	-
5 + Blocks	-	-
5 + Steals	-	-
Led Team in Pts	-	-
Led Team in Reb	-	-
20 + Points	-	-
30+ Points	-	-

NOTES

- Showed well in extended minutes against ULM, going for six points and three rebounds
- A three-time All-State Selection
- Averaged 19 points, eight rebounds and two blocks per game over the course of her high school career
- Won the 4A State Tournament MVP award back in 2017
- Was rated as the No. 66 prospect in the class by Prospect Nation
- Ranked 12th at her position by ESPN

Opponent	Date	gs	min	Total		3-Pointers		Free throws		Rebounds				Other				pts	avg	
				fg-fga	pct	3fg-fga	pct	ft-fga	pct	off	def	tot	avg	pf	a	t/o	blk			stl
ORAL ROBERTS	11/25/20	5	0-2	.000	0-1	.000	1-2	.500	1	0	1	1.0	1	0	0	0	0	1	1.0	
vs Wake Forest	11/27/20	2	0-0	.000	0-0	.000	0-0	.000	0	0	0	0.5	2	0	0	0	0	0	0.5	
LA.-MONROE	12/03/20	6	3-4	.750	0-0	.000	0-0	.000	1	2	3	1.3	0	0	0	0	0	6	2.3	
at SMU	12/09/20	7	3-5	.600	0-0	.000	1-2	.500	2	1	3	1.8	0	0	0	0	0	7	3.5	
CENTRAL ARK.	12/13/20	6	3-6	.500	0-0	.000	0-2	.000	3	0	3	2.0	1	0	0	0	0	6	4.0	
ARK.-PINE BLUFF	12/21/20	4	0-0	.000	0-0	.000	0-0	.000	0	1	1	1.8	0	0	0	0	0	0	3.3	
Totals		0	30	9-17	.529	0-1	.000	2-6	.333	7	4	11	1.8	4	0	0	0	0	20	3.3

Games played: 6
 Minutes/game: 5.0
 Points/game: 3.3
 FG Pct: 52.9
 3FG Pct: 0.0
 FT Pct: 33.3

Rebounds/game: 1.8

CAREER STATISTICS

Season	gp-gs	min/avg	fg-fga	pct	fg-fga	pct	ft-fga	pct	off	def	tot	avg	pf	fo	ast	to	blk	stl	pts	avg
2020-21	6-0	30/5.0	9-17	.529	0-1	.000	2-6	.333	7	4	11	1.8	4	0	0	0	0	0	20	3.3
TOTAL	6-0	30/5.0	9-17	.529	0-1	.000	2-6	.333	7	4	11	1.8	4	0	0	0	0	0	20	3.3



22 Avery Hughes | So. | 5-7 | G | Bentonville, Ark. (Bentonville HS)

SEASON HIGHS

Points	6	UAPB	12-21-20
FG Made	2	UAPB	12-21-20
FG Att.	3	ULM	12-3-20
3FG Made	2	UAPB	12-21-20
3FG Att.	2	UAPB	12-21-20*
FT Made	N/A		
FT Att.	N/A		
Off. Reb.	N/A		
Def. Reb.	1	UAPB	12-21-20*
Rebounds	1	@ SMU	12-9-20
Assists	2	UAPB	12-21-20*
Blocks	N/A		
Steals	1	ULM	12-3-20*
Minutes	10	UAPB	12-21-20*

CAREER HIGHS

Points	6	UAPB	12-21-20*
FG Made	2	UAPB	12-21-20*
FG Att.	4	Tulsa	12-11-19
3FG Made	2	UAPB	12-21-20*
3FG Att.	3	Tulsa	12-11-19
FT Made	1	Stony Brook	11-17-19
FT Att.	1	Stony Brook	11-17-19
Off. Reb.	N/A		
Def. Reb.	1	UAPB	12-21-20*
Rebounds	1	UAPB	12-21-20*
Assists	2	UAPB	12-21-20*
Blocks	N/A		
Steals	1	ULM	12-3-20*
Minutes	10	UAPB	12-21-20*

*Most Recent

NOTES

- Dropped a career-best six points on UAPB, hitting two threes.
- Scored her first-career points against McNeese State last season.
- Finished her career as Bentonville's second leading scorer and set single game records for points (34) and free throws (20-for-22)
- Two-time all-conference and all-state selection leading Bentonville to the 2019 conference title and a state runner-up finish
- Honors include All-Arkansas Second-Team, All-Northwest Arkansas First-Team, Gatorade Player of the Week, two KURM Dream Team selections and team captain honors as a senior
- The first walk-on for Neighbors and his staff at Arkansas

Opponent	Date	gs	min	Total		3-Pointers		Free throws		Rebounds				pf	a	tlo	blk	stl	pts	avg
				fg-fga	pct	3fg-fga	pct	ft-fa	pct	off	def	tot	avg							
ORAL ROBERTS	11/25/20	7		1-2	.500	1-2	.500	0-0	.000	0	0	0	0.0	1	0	1	0	1	3	3.0
vs Maryland	11/29/20	2		0-0	.000	0-0	.000	0-0	.000	0	0	0	0.0	0	0	0	0	0	0	1.5
LA.-MONROE	12/03/20	10		0-3	.000	0-2	.000	0-0	.000	0	0	0	0.0	0	2	1	0	1	0	1.0
at SMU	12/09/20	9		0-0	.000	0-0	.000	0-0	.000	0	1	1	0.3	0	0	1	0	0	0	0.8
CENTRAL ARK.	12/13/20	6		0-0	.000	0-0	.000	0-0	.000	0	0	0	0.2	0	1	0	0	0	0	0.6
ARK.-PINE BLUFF	12/21/20	10		2-2	1.000	2-2	1.000	0-0	.000	0	1	1	0.3	1	2	0	0	0	6	1.5
Totals		0	44	3-7	.429	3-6	.500	0-0	.000	0	2	2	0.3	2	5	3	0	2	9	1.5

Games played: 6
 Minutes/game: 7.3
 Points/game: 1.5
 FG Pct: 42.9
 3FG Pct: 50.0

Rebounds/game: 0.3
 Assists/game: 0.8
 Turnovers/game: 0.5
 Assist/turnover ratio: 1.7
 Steals/game: 0.3

SEASON | CAREER SUPERLATIVES

Stat	'19-20	Career
Double Figure Pts	-	-
Double Figure Rebs	-	-
Double-Doubles	-	-
5 + Assists	-	-
5 + Blocks	-	-
5 + Steals	-	-
Led Team in Pts	-	-
Led Team in Reb	-	-
20 + Points	-	-

CAREER STATISTICS

Season	gp-gs	min/avg	fg-fga	pct	fg-fga	pct	ft-fa	pct	off	def	tot	avg	pf	fo	ast	to	blk	stl	pts	avg
2019-20	14-0	51/3.6	8-16	.500	3-9	.333	1-1	1.000	0	0	0	0.0	8	0	2	8	0	0	20	1.4
2020-21	6-0	44/7.3	3-7	.429	3-6	.500	0-0	.000	0	2	2	0.3	2	0	5	3	0	2	9	1.5
TOTAL	20-0	95/4.8	11-23	.478	6-15	.400	1-1	1.000	0	2	2	0.1	10	0	7	11	0	2	29	1.5



23 Amber Ramirez | R Sr. | 5-9 | G | San Antonio, Texas (Wagner HS) | TCU

SEASON HIGHS

Points	23	Baylor	12-6-20
FG Made	9	Wake Forest	11-27-20
FG Att.	17	Auburn	1-31-21
3FG Made	6	@ SMU	12-9-20
3FG Att.	15	Auburn	1-31-21
FT Made	7	Mizzou	1-3-21*
FT Att.	8	Mizzou	1-3-21*
Off. Reb.	2	Auburn	1-31-21
Def. Reb.	6	Baylor	12-6-20
Rebounds	6	@ LSU	2-21-21*
Assists	5	UCA	12-13-20
Blocks	3	@ No. 4 SC	1-18-21
Steals	4	Mizzou	1-3-21
Minutes	40	Ole Miss	2-19-21*

NOTES

- Had 22 against No. 3 UConn and made five treys.
- Scored a season-high 23 points against No. 4 Baylor.
- Named College Sports Madness National Player of the Week (Dec. 7, 2020)
- Bounced back against Wake Forest after her 2020-21 debut, going for 22 points.
- Scored a season-high 29 points against Tennessee in 2019-20.
- Went wire-to-wire at Mizzou, playing all 45 minutes against the Tigers.
- Was a perfect 6-6 against Vanderbilt.
- Matched her season-high in threes-made against Auburn, going for seven.
- Made seven threes against NWSU, the most by a Hog this season.
- Dished a season-high five assists against Kansas State.
- Had a breakout game against Stony Brook, torching the Seawolves for 26 points.

CAREER HIGHS

Points	33	SF Louisiana	12-10-17
FG Made	11	Tennessee	2-20-20*
FG Att.	20	Tennessee	2-20-20
3FG Made	11	SF Louisiana	12-10-17
3FG Att.	17	SF Louisiana	12-10-17
FT Made	9	Oklahoma	3-3-18
FT Att.	10	Oklahoma	3-3-18
Off. Reb.	2	Auburn	1-31-21
Def. Reb.	8	Wisconsin	11-30-19
Rebounds	9	Wisconsin	11-30-19
Assists	7	at Kentucky	2-15-18
Blocks	3	@ No. 4 SC	1-18-21
Steals	5	UT Martin	12-29-19
Minutes	45	@ Missouri	2-2-20

*Most Recent

SEASON | CAREER SUPERLATIVES

Stat	'16-17	'17-18	'19-20	'20-21	Career
Double Figure Pts	7	18	21	18	64
Double Figure Rebs	-	-	-	-	-
Double-Doubles	-	-	-	-	-
5 + Assists	2	7	2	1	12
5 + Blocks	-	-	-	-	-
5 + Steals	-	-	1	-	1
Led Ark in Pts	-	-	6	5	11
Led Ark in Reb	-	-	2	-	2
20 + Points	-	3	7	4	14

Opponent	Date	qs	min	Total		3-Pointers		Free throws		Rebounds				pf	a	t/o	blk	stl	pts	avg	
				fg-fga	pct	3fg-fga	pct	ft-fga	pct	off	def	tot	avg								
ORAL ROBERTS	11/25/20	*	22	1-10	.100	1-6	.167	0-0	.000	0	0	0	0	0	2	1	3	0	2	3	3.0
vs Wake Forest	11/27/20	*	33	9-11	.818	4-6	.667	0-0	.000	0	3	3	1.5	3	2	0	0	0	22	12.5	
at FGCU	11/28/20	*	33	3-8	.375	2-4	.500	4-4	1.000	0	2	2	1.7	3	0	3	0	1	12	12.3	
vs Maryland	11/29/20	*	27	1-6	.167	1-4	.250	1-2	.500	0	4	4	2.3	1	3	0	0	1	4	10.3	
LA-MONROE	12/03/20	*	24	3-5	.600	3-5	.600	2-2	1.000	0	1	1	2.0	0	3	0	0	3	11	10.4	
BAYLOR	12/06/20	*	32	7-14	.500	2-3	.667	7-8	.875	0	6	6	2.7	1	0	1	0	1	23	12.5	
at SMU	12/09/20	*	25	6-14	.429	6-14	.429	0-0	.000	0	2	2	2.6	0	2	2	0	0	18	13.3	
CENTRAL ARK.	12/13/20	*	24	5-8	.625	4-6	.667	0-0	.000	0	2	2	2.5	0	5	0	0	1	14	13.4	
at Little Rock	12/19/20	*	35	3-6	.500	3-6	.500	1-2	.500	1	1	2	2.4	1	2	0	0	1	10	13.0	
ARK-PINE BLUFF	12/21/20	*	15	1-3	.333	0-2	.000	0-0	.000	0	3	3	2.5	0	1	2	0	1	2	11.9	
at Kentucky	12/31/20	*	38	4-11	.364	3-8	.375	0-0	.000	1	2	3	2.5	2	1	0	1	1	11	11.8	
MISSOURI	01/03/21	*	32	4-12	.333	2-6	.333	7-8	.875	0	4	4	2.7	1	2	2	0	4	17	12.3	
at Tennessee	01/07/21	*	33	5-10	.500	3-4	.750	2-2	1.000	0	3	3	2.7	2	1	1	0	1	15	12.5	
FLORIDA	01/14/21	*	34	3-7	.429	3-6	.500	3-4	.750	0	3	3	2.7	2	0	1	0	2	12	12.4	
at South Carolina	01/18/21	*	33	4-7	.571	0-0	.000	2-2	1.000	0	3	3	2.7	2	0	1	3	0	10	12.3	
at Georgia	01/25/21	*	25	0-4	.000	0-3	.000	2-2	1.000	0	2	2	2.7	1	3	1	0	3	2	11.6	
UCONN	01/28/21	*	39	8-16	.500	5-10	.500	1-2	.500	0	2	2	2.6	2	1	0	0	0	22	12.2	
AUBURN	01/31/21	*	37	7-17	.412	5-15	.333	0-0	.000	2	2	4	2.7	3	3	0	1	0	19	12.6	
at Missouri	02/04/21	*	35	6-11	.545	5-7	.714	0-0	.000	0	2	2	2.7	2	4	0	0	1	17	12.8	
at Texas A&M	02/07/21	*	38	7-15	.467	5-10	.500	2-2	1.000	0	1	1	2.6	3	0	1	0	1	21	13.3	
MISSISSIPPI ST.	02/11/21	*	40	5-7	.714	2-2	1.000	0-0	.000	0	3	3	2.6	0	0	2	0	1	12	13.2	
OLE MISS	02/19/21	*	40	7-12	.583	1-2	.500	4-6	.667	0	4	4	2.7	1	0	4	0	3	19	13.5	
at LSU	02/21/21	*	34	0-8	.000	0-6	.000	0-0	.000	1	5	6	2.8	1	1	3	0	1	0	12.9	
Totals			23	728	99-222	.446	60-135	.444	38-46	.826	5	60	65	2.8	33	35	27	5	29	296	12.9

Games played: 23
 Minutes/game: 31.7
 Points/game: 12.9
 FG Pct: 44.6
 3FG Pct: 44.4
 FT Pct: 82.6

Rebounds/game: 2.8
 Assists/game: 1.5
 Turnovers/game: 1.2
 Assist/turnover ratio: 1.3
 Steals/game: 1.3
 Blocks/game: 0.2

CAREER STATISTICS

Year	GP-GS	Min	Avg	FG	Total		3-Point		F-Throw		Rebounds				PF	FO	Ast	TO	Blk	Stl	Pts	Avg				
					FGA	Pct	FG	Pct	FT	FTA	Pct	Off	Def	Tot									Avg			
2016-17	*23-5	559	24.3	67	196	.342	39	106	.368	17	20	.850	1	45	46	2.0	35	0	32	27	11	15	190	8.3		
2017-18	*36-23	896	24.9	131	311	.421	65	166	.392	48	56	.857	5	63	68	1.9	21		103	57	4	30	375	10.4		
TCU Stats*																										
	gp-gs	min/avg			fg-fga	pct		fg-fga	pct		ft-fga	pct		off	def	tot	avg		pf	fo	ast	to	blk	stl	pts	avg
2019-20	32-32	1045/32.7			164-371	.442		106-237	.447		36-39	.923		8	93	101	3.2		27	0	60	31	10	36	470	14.7
2020-21	23-23	728/31.7			99-222	.446		60-135	.444		38-46	.826		5	60	65	2.8		33	0	35	27	5	29	296	12.9
TOTAL	55-55	1773/32.2			263-593	.444		166-372	.446		74-85	.871		13	153	166	3.0		60	0	95	58	15	65	766	13.9



24 Taylah Thomas | Sr. | 6-1 | F | Arlington, Texas (Mansfield Timberview HS)

SEASON HIGHS

Points	11	UAPB	12-21-20*
FG Made	5	Wake Forest	11-27-20
FG Att.	11	Wake Forest	11-27-20
3FG Made	1	@ No. 4 SC	1-18-21
3FG Att.	1	@ No. 4 SC	1-18-21*
FT Made	5	FGCU	11-28-20
FT Att.	5	Mizzou	1-3-21*
Off. Reb.	9	Oral Roberts	11-25-20
Def. Reb.	8	@ SMU	12-9-20*
Rebounds	13	Oral Roberts	11-25-20
Assists	3	Oral Roberts	11-25-20
Blocks	5	@ Mizzou	2-4-21
Steals	2	No. 8 TAMU	1-10-21*
Minutes	30	No. 3 UConn	1-28-21

CAREER HIGHS

Points	16	@ Cal	11-24-19
FG Made	7	@ Cal	11-24-19*
FG Att.	11	Wake Forest	11-27-20
3FG Made	1	@ No. 4 SC	1-18-21*
3FG Att.	2	@ No. 10 MSU	2-27-20
FT Made	5	FGCU	11-28-20*
FT Att.	6	Kansas State	12-7-19*
Off. Reb.	9	Oral Roberts	11-25-20
Def. Reb.	14	New Orleans	11-8-19
Rebounds	21	New Orleans	11-8-19
Assists	4	vs. Auburn	3-5-20
Blocks	5	@ Mizzou	2-4-21
Steals	3	Georgia	1-21-19*
Minutes	40	Wisconsin	11-30-19

*Most Recent

NOTES

- Registered her first double-double of 2020-21 against FGCU (11 points, 10 rebounds).
- Pulled down 13 rebounds in the 2020-21 season opener.
- Notched her first SEC double-double against Mizzou (10 & 11).
- Recorded her third double-double of the season against Fordham (15 & 13).
- Scored a career-high 16 points against Cal.
- Recorded her second-straight double-double against McNeese State (11 points, 11 boards).
- Nearly broke the Arkansas single-game rebounding record against New Orleans, pulling down 21 rebounds.

Opponent	Date	qs	min	Total		3-Pointers		Free throws		Rebounds					pf	a	t/o	blk	stl	pts	avg
				fg-fga	pct	3fg-fga	pct	ft-fga	pct	off	def	tot	avg								
ORAL ROBERTS	11/25/20	*	17	2-4	.500	0-0	.000	0-0	.000	9	4	13	13.0	1	3	0	0	2	4	4.0	
vs Wake Forest	11/27/20	*	28	5-11	.455	0-0	.000	1-1	1.000	6	3	9	11.0	4	1	1	0	0	11	7.5	
at FGCU	11/28/20	*	24	3-6	.500	0-0	.000	5-5	1.000	3	7	10	10.7	2	2	1	1	0	11	8.7	
vs Maryland	11/29/20	*	23	1-1	1.000	0-0	.000	1-1	1.000	1	1	2	8.5	3	2	0	0	2	3	7.3	
LA.-MONROE	12/03/20	*	14	0-1	.000	0-0	.000	2-2	1.000	1	7	8	8.4	0	0	0	0	1	2	6.2	
BAYLOR	12/06/20	*	26	0-1	.000	0-1	.000	0-0	.000	1	4	5	7.8	4	1	1	0	0	0	5.2	
at SMU	12/09/20	*	18	2-4	.500	0-0	.000	0-0	.000	0	8	8	7.9	1	0	1	1	0	4	5.0	
CENTRAL ARK.	12/13/20	*	19	2-4	.500	0-1	.000	1-2	.500	1	2	3	7.3	2	1	1	0	0	5	5.0	
at Little Rock	12/19/20	*	20	0-1	.000	0-0	.000	1-2	.500	1	2	3	6.8	1	0	0	0	0	1	4.6	
ARK.-PINE BLUFF	12/21/20	*	13	4-5	.800	0-0	.000	3-3	1.000	2	3	5	6.6	0	1	1	1	2	11	5.2	
at Kentucky	12/31/20	*	20	0-2	.000	0-0	.000	1-2	.500	4	2	6	6.5	1	0	1	0	0	1	4.8	
MISSOURI	01/03/21	*	16	1-1	1.000	0-0	.000	4-5	.800	4	1	5	6.4	4	1	0	0	0	6	4.9	
at Tennessee	01/07/21	*	24	0-2	.000	0-0	.000	2-2	1.000	3	1	4	6.2	3	1	1	0	0	2	4.7	
TEXAS A&M	01/10/21	*	22	1-1	1.000	0-0	.000	0-0	.000	2	4	6	6.2	4	1	1	0	2	2	4.5	
FLORIDA	01/14/21	*	26	3-6	.500	0-0	.000	3-4	.750	1	7	8	6.3	4	2	1	0	0	9	4.8	
at South Carolina	01/18/21	*	22	2-5	.400	1-1	1.000	4-4	1.000	2	4	6	6.3	3	1	0	0	0	9	5.1	
at Georgia	01/25/21	*	18	0-4	.000	0-0	.000	0-0	.000	3	7	10	6.5	1	0	1	2	0	0	4.8	
UCONN	01/28/21	*	30	1-3	.333	0-1	.000	2-2	1.000	3	4	7	6.6	0	1	0	1	0	4	4.7	
AUBURN	01/31/21	*	26	2-3	.667	0-0	.000	1-2	.500	2	7	9	6.7	4	2	0	1	0	5	4.7	
at Missouri	02/04/21	*	28	1-1	1.000	0-0	.000	0-0	.000	1	6	7	6.7	4	0	2	5	0	2	4.6	
at Texas A&M	02/07/21	*	19	1-1	1.000	0-0	.000	0-0	.000	1	2	3	6.5	4	1	0	1	0	2	4.5	
MISSISSIPPI ST.	02/11/21	*	26	3-4	.750	0-0	.000	0-0	.000	3	3	6	6.5	1	0	1	1	0	6	4.5	
OLE MISS	02/19/21	*	22	1-1	1.000	0-0	.000	1-2	.500	0	1	1	6.3	4	0	1	1	1	3	4.5	
at LSU	02/21/21	*	27	3-4	.750	0-0	.000	1-2	.500	3	4	7	6.3	3	0	3	0	0	7	4.6	
Totals			24	528	38-76	.500	1-4	250	33-41	.805	57	94	151	6.3	58	21	18	15	10	110	4.6

Games played: 24
 Minutes/game: 22.0
 Points/game: 4.6
 FG Pct: 50.0
 3FG Pct: 25.0
 FT Pct: 80.5

Rebounds/game: 6.3
 Assists/game: 0.9
 Turnovers/game: 0.8
 Assist/turnover ratio: 1.2
 Steals/game: 0.4
 Blocks/game: 0.6

SEASON | CAREER SUPERLATIVES

Stat	'17-'18	'18-'19	'19-'20	'20-'21	Career
Double Figure Pts	1	5	7	3	16
Double Figure Rebs	1	1	5	3	10
Double-Doubles	-	-	4	1	5
5+ Assists	-	-	-	-	-
5+ Blocks	-	-	-	1	1
5+ Steals	-	-	-	-	-
Led Team in Pts	-	1	-	-	1
Led Team in Reb	7	9	11	11	38
20+ Points	-	-	-	-	-

CAREER STATISTICS

Season	gp-gs	min/avg	fg-fga	pct	fg-fga	pct	ft-fga	pct	off	def	tot	avg	pf	fo	ast	to	blk	stl	pts	avg
2017-18	31-2	527/17.0	44-100	.440	3-10	.300	25-42	.595	55	89	144	4.6	58	1	5	25	6	8	116	3.7
2018-19	37-0	632/17.1	51-101	.505	0-0	.000	31-52	.596	66	118	184	5.0	67	2	5	26	12	22	133	3.6
2019-20	32-32	689/21.5	71-125	.568	2-10	.200	48-61	.787	70	139	209	6.5	77	0	13	21	16	15	192	6.0
2020-21	24-24	528/22.0	38-76	.500	1-4	.250	33-41	.805	57	94	151	6.3	58	0	21	18	15	10	110	4.6
TOTAL	124-58	2376/19.2	204-402	.507	6-24	.250	137-196	.699	248	440	688	5.5	260	3	44	90	49	55	551	4.4



25 Destinee Oberg | So. | 6-3 | C | Burnsville, Minn. (Academy of Holy Angels)

SEASON HIGHS

Points	3	Maryland	11-29-20
FG Made	1	UAPB	12-21-20*
FG Att.	3	ULM	12-3-20
3FG Made	N/A		
3FG Att.	N/A		
FT Made	1	Maryland	11-29-20
FT Att.	2	@ SMU	12-9-20*
Off. Reb.	3	ULM	12-3-20
Def. Reb.	3	UAPB	12-21-20*
Rebounds	6	ULM	12-3-20
Assists	2	UAPB	12-21-20*
Blocks	1	ULM	12-3-20
Steals	1	Maryland	11-29-20
Minutes	12	UAPB	12-21-20*

CAREER HIGHS

Points	4	@ Ole Miss	2-16-20*
FG Made	2	@ Vanderbilt	1-19-20
FG Att.	3	ULM	12-3-20*
3FG Made	N/A		
3FG Att.	N/A		
FT Made	2	@ Ole Miss	2-16-20
FT Att.	2	Maryland	11-29-20*
Off. Reb.	3	ULM	12-3-20
Def. Reb.	3	UAPB	12-21-20*
Rebounds	6	ULM	12-3-20
Assists	2	UAPB	12-21-20*
Blocks	1	ULM	12-3-20*
Steals	1	Maryland	11-29-20
Minutes	12	UAPB	12-21-20*

SEASON | CAREER SUPERLATIVES

Stat	'19-20	'20-21	Career
Double Figure Pts	-	-	-
Double Figure Rebs	-	-	-
Double-Doubles	-	-	-
5 + Assists	-	-	-
5 + Blocks	-	-	-
5 + Steals	-	-	-
Led Team in Pts	-	-	-
Led Team in Reb	-	-	-
20 + Points	-	-	-

NOTES

- Matched her career-high against Ole Miss, going for four points.
- Scored her first four collegiate points against Vanderbilt.
- Made her collegiate debut against UT Martin, recording a block in her four minutes played.
- Despite missing her junior season with injury, Prospects Nation rated Oberg as a 4.5-star prospect, the No. 6 post player and No. 38 overall recruit in the nation for the 2019 class.
- As a sophomore, Oberg and the Academy of Holy Angels played to a third-place finish at the state tournament.
- She averaged 16.6 points, 9.9 rebounds, 2.5 assists and 2.1 steals per game that season.

Opponent	Date	gs	min	Total		3-Pointers		Free throws		Rebounds				pf	a	t/o	blk	stl	pts	avg
				fg-fga	pct	3fg-fga	pct	ft-fga	pct	off	def	tot	avg							
ORAL ROBERTS	11/25/20	7	1-1	1.000	0-0	.000	0-0	.000	2	0	2	2.0	0	0	3	0	0	2	2.0	
vs Maryland	11/29/20	4	1-1	1.000	0-0	.000	1-2	.500	0	1	1	1.5	0	1	0	0	1	3	2.5	
LA-MONROE	12/03/20	10	0-3	.000	0-0	.000	0-0	.000	3	3	6	3.0	0	2	0	1	0	1.7		
at SMU	12/09/20	7	0-1	.000	0-0	.000	0-2	.000	0	0	0	2.3	2	2	2	0	0	1.3		
CENTRAL ARK.	12/13/20	8	1-2	.500	0-0	.000	0-0	.000	0	0	0	1.8	1	1	2	0	0	1.4		
ARK-PINE BLUFF	12/21/20	12	1-1	1.000	0-0	.000	0-0	.000	0	3	3	2.0	1	2	1	0	0	1.5		
at Tennessee	01/07/21	7	0-0	.000	0-0	.000	0-0	.000	0	1	1	1.9	1	0	1	0	0	1.3		
TEXAS A&M	01/10/21	1	0-0	.000	0-0	.000	0-0	.000	0	0	0	1.6	0	0	0	0	0	1.1		
FLORIDA	01/14/21	11	0-0	.000	0-0	.000	0-0	.000	0	2	2	1.7	2	0	2	0	0	1.0		
at South Carolina	01/18/21	2	0-0	.000	0-0	.000	0-0	.000	0	0	0	1.5	1	0	0	0	0	0.9		
at Texas A&M	02/07/21	1	0-0	.000	0-0	.000	0-0	.000	0	0	0	1.4	0	0	0	0	0	0.8		
Totals		0	70	4-9	.444	0-0	.000	1-4	.250	5	10	15	1.4	8	8	11	1	1	9	0.8

Games played: 11
 Minutes/game: 6.4
 Points/game: 0.8
 FG Pct: 44.4
 FT Pct: 25.0

Rebounds/game: 1.4
 Assists/game: 0.7
 Turnovers/game: 1.0
 Assist/turnover ratio: 0.7
 Steals/game: 0.1
 Blocks/game: 0.1

CAREER STATISTICS

Season	gp-gs	min/avg	fg-fga	pct	fg-fga	pct	ft-fga	pct	off	def	tot	avg	pf	fo	ast	to	blk	stl	pts	avg
2019-20	8-0	28/3.5	3-6	.500	0-0	.000	2-2	1.000	1	4	5	0.6	3	0	0	3	1	0	8	1.0
2020-21	11-0	70/6.4	4-9	.444	0-0	.000	1-4	.250	5	10	15	1.4	8	0	8	11	1	1	9	0.8
TOTAL	19-0	98/5.2	7-15	.467	0-0	.000	3-6	.500	6	14	20	1.1	11	0	8	14	2	1	17	0.9



30 Macy Weaver | Sr. | 6-3 | F | Davis Junction, Ill. (Stillman Valley HS)

SEASON HIGHS

Points	3	UAPB	12-21-20
FG Made	1	UAPB	12-21-20
FG Att.	1	UAPB	12-21-20*
3FG Made	N/A		
3FG Att.	N/A		
FT Made	1	UAPB	12-21-20
FT Att.	3	UAPB	12-21-20
Off. Reb.	2	UAPB	12-21-20
Def. Reb.	2	Oral Roberts	11-25-20
Rebounds	3	UAPB	12-21-20
Assists	N/A		
Blocks	1	UAPB	12-21-20
Steals	1	UAPB	12-21-20*
Minutes	10	UAPB	12-21-20

CAREER HIGHS

Points	7	#9/7 SC	1-25-18
FG Made	3	#9/7 SC	1-25-18
FG Att.	4	#9/7 SC	1-25-18
3FG Made	-		
3FG Att.	-		
FT Made	3	#13 Missouri	2-12-18
FT Att.	6	#13 Missouri	2-12-18
Off. Reb.	3	Vanderbilt	1-13-19*
Def. Reb.	4	UTA	12-17-17
Rebounds	5	TSU	11-23-18*
Assists	1	PVAM	12-16-18*
Blocks	4	TTU	12-4-18*
Steals	2	TTU	12-4-18*
Minutes	19	UTEP	11-24-17

*Most Recent

SEASON | CAREER SUPERLATIVES

Stat	'17-'18	'18-'19	'20-21	Career
Double Figure Pts	-	-	-	-
Double Figure Rebs	-	-	-	-
Double-Doubles	-	-	-	-
5 + Assists	-	-	-	-
5 + Blocks	-	-	-	-
5 + Steals	-	-	-	-
Led Team in Pts	-	-	-	-
Led Team in Reb	-	-	-	-
20 + Points	-	-	-	-

NOTES

- Tied career-best with four blocks in nine minutes versus Tennessee Tech in 2018-19.
- Played in 20 games as a freshman.
- Arkansas Athletics Department Athletic Director's List (3.5-3.99 GPA) | Fall 2017, Spring 2018.
- Arkansas Athletics Department Academic Honor Roll (3.0-3.49 GPA) | Fall 2018.
- Played 19 minutes with four blocks and solid defense at UTEP.
- Career High seven points in 11 minutes vs South Carolina.

Opponent	Date	gs	min	Total		3-Pointers		Free throws		Rebounds				pf	a	t/o	blk	stl	pts	avg
				fg-fga	pct	3fg-fga	pct	ft-fga	pct	off	def	tot	avg							
ORAL ROBERTS	11/25/20	6		0-1	.000	0-0	.000	0-0	.000	0	2	2	2.0	1	0	0	0	0	0	0.0
vs Maryland	11/29/20	2		0-0	.000	0-0	.000	0-0	.000	0	0	0	1.0	1	0	0	0	0	0	0.0
LA-MONROE	12/03/20	4		0-0	.000	0-0	.000	0-0	.000	1	1	2	1.3	1	0	0	0	0	0.0	
at SMU	12/09/20	4		0-0	.000	0-0	.000	0-0	.000	0	0	0	1.0	2	0	0	0	1	0	0.0
CENTRAL ARK.	12/13/20	6		0-0	.000	0-0	.000	0-0	.000	1	0	1	1.0	1	0	0	0	0	0.0	
ARK-PINE BLUFF	12/21/20	10		1-1	1.000	0-0	.000	1-3	.333	2	1	3	1.3	3	0	2	1	1	3	0.5
Totals		0	32	1-2	.500	0-0	.000	1-3	.333	4	4	8	1.3	9	0	2	1	2	3	0.5

Games played: 6
 Minutes/game: 5.3
 Points/game: 0.5
 FG Pct: 50.0
 FT Pct: 33.3

Rebounds/game: 1.3
 Turnovers/game: 0.3
 Steals/game: 0.3
 Blocks/game: 0.2

CAREER STATISTICS

Season	gp-gs	min/avg	fg-fga	pct	fg-fga	pct	ft-fga	pct	off	def	tot	avg	pf	fo	ast	to	blk	stl	pts	avg
2017-18	20-0	144/7.2	8-20	.400	0-0	.000	11-24	.458	16	18	34	1.7	28	0	1	5	10	3	27	1.4
2018-19	12-0	49/4.1	5-10	.500	0-0	.000	5-8	.625	9	11	20	1.7	8	0	1	3	9	2	15	1.3
2020-21	6-0	32/5.3	1-2	.500	0-0	.000	1-3	.333	4	4	8	1.3	9	0	0	2	1	2	3	0.5
TOTAL	38-0	225/5.9	14-32	.438	0-0	.000	17-35	.486	29	33	62	1.6	45	0	2	10	20	7	45	1.2



33 Chelsea Dungee | Rsr. | 5-11 | G | Sapulpa, Okla. (Sapulpa HS) | University of Oklahoma

SEASON HIGHS

Points	38	Ole Miss	2-19-21
FG Made	13	No. 3 UConn	1-28-21
FG Att.	26	@ Tennessee	1-7-21
3FG Made	5	No. 8 TAMU	1-10-21*
3FG Att.	11	Mizzou	1-3-21
FT Made	17	Florida	1-14-21
FT Att.	17	Ole Miss	2-19-21*
Off. Reb.	4	@ No. 22 UGA	1-25-21
Def. Reb.	6	@ No. 7 TAMU	2-7-21*
Rebounds	8	@ No. 22 UGA	1-25-21
Assists	4	Ole Miss	2-19-21
Blocks	1	@ No. 7 TAMU	2-7-21*
Steals	5	@ Tennessee	1-7-21
Minutes	39	Ole Miss	2-19-21*

CAREER HIGHS

Points	41	Auburn	2-7-19
FG Made	13	No. 3 UConn	1-28-21
FG Att.	28	Kansas State	12-7-19
3FG Made	5	No. 8 TAMU	1-10-21*
3FG Att.	13	Kansas State	12-7-19
FT Made	17	Florida	1-14-21*
FT Att.	19	Auburn	2-7-19
Off. Reb.	4	@ No. 22 UGA	1-25-21
Def. Reb.	8	New Orleans	11-8-19*
Rebounds	9	at Tulsa	12-20-18
Assists	6	Oral Roberts	11-14-19
Blocks	4	No. 7 MSU	1-3-19
Steals	7	JSU	12-30-18
Minutes	40	@ Cal	11-24-19*

*Most Recent

SEASON | CAREER SUPERLATIVES

Stat	'16-17	'18-19	'19-20	'20-21	Career
Double Figure Pts	11	34	25	23	93
Double Figure Rebs	-	-	-	-	-
Double-Doubles	-	-	-	-	-
5 + Assists	1	1	1	-	3
5 + Blocks	-	-	-	-	-
5 + Steals	-	1	-	1	2
Led Team in Pts	1	27	11	13	52
Led Team in Reb	-	6	3	2	11
20 + Points	-	20	11	15	46
30+ Points	-	6	2	4	12
40+ Points	-	1	-	-	1

CAREER STATISTICS

Year	GP-GS	Min	Avg	FG	Total			3-Point			F-Throw			Rebounds				PF	FO	Ast	TO	Blk	Stl	Pts	Avg
					FGA	Pct	FG	FGA	Pct	FT	FTA	Pct	Off	Def	Tot	Avg									
2016-17*	33-18	695	21.1	81	214	.379	22	65	.338	60	74	.811	18	66	84	2.5	62	0	26	51	5	19	244	7.4	
Oklahoma Stats*																									

Season	gp-gs	min/avg	fg-fga	pct	fg-fga	pct	ft-fa	pct	off	def	tot	avg	pf	fo	ast	to	blk	stl	pts	avg
2018-19	37-37	1227/33.2	232-574	.404	66-188	.351	229-275	.833	24	136	160	4.3	95	1	59	86	15	48	759	20.5
2019-20	32-32	958/29.9	171-458	.373	53-162	.327	146-189	.772	20	132	152	4.8	74	2	50	59	12	47	541	16.9
2020-21	23-23	726/31.6	158-362	.436	47-119	.395	155-194	.799	19	75	94	4.1	44	0	34	55	6	35	518	22.5
TOTAL	92-92	2911/31.6	561-1394	.402	166-469	.354	530-658	.805	63	343	406	4.4	213	3	143	200	33	130	1818	19.8

NOTES

- Exploded for a season-high 38 against Ole Miss.
- Dropped 37 on UConn, the most by any player this century
- Scored 33 points against Florida, including a program record 17 free throws.
- Named SEC Player of the Week (Dec. 8, 2020).
- Dropped 22 points, including 10 made free throws, against Baylor.
- Scored 25 against FGCU, a 2020-21 season-high.
- Took over against Missouri at home last season, scoring a season-high 38 points.
- Dropped 32 against Kansas State last season.
- Played a career-high 40 minutes @ Cal last season.
- Dished a career-high six assists against ORU last season.

Opponent	Date	gs	min	Total		3-Pointers		Free throws		Rebounds				pf	a	t/o	blk	stl	pts	avg	
				fg-fga	pct	3fg-fga	pct	ft-fa	pct	off	def	tot	avg								
ORAL ROBERTS	11/25/20	*	23	4-8	.500	1-3	.333	8-11	.727	0	3	3	3.0	0	1	1	1	0	17	17.0	
vs Wake Forest	11/27/20	*	29	3-7	.429	1-4	.250	10-11	.909	1	5	6	4.5	3	2	0	0	1	17	17.0	
at FGCU	11/28/20	*	34	8-21	.381	3-6	.500	6-9	.667	3	3	6	5.0	3	0	6	0	25	19.7		
vs Maryland	11/29/20	*	28	5-14	.357	0-6	.000	8-10	.800	0	3	3	4.5	2	0	0	0	0	18	19.3	
LA.-MONROE	12/03/20	*	19	5-10	.500	2-7	.286	3-6	.500	0	2	2	4.0	1	1	0	0	1	15	18.4	
BAYLOR	12/06/20	*	24	6-13	.462	0-4	.000	10-12	.833	1	0	1	3.5	4	0	3	0	1	22	19.0	
at SMU	12/09/20	*	25	4-12	.333	3-9	.333	1-3	.333	0	3	3	3.4	1	3	3	1	4	12	18.0	
CENTRAL ARK.	12/13/20	*	21	9-13	.692	3-3	1.000	5-6	.833	0	1	1	3.1	2	0	1	0	2	26	19.0	
at Little Rock	12/19/20	*	29	6-11	.545	5-7	.714	1-2	.500	0	4	4	3.2	0	2	0	1	0	18	18.9	
at Kentucky	12/31/20	*	34	9-18	.500	1-3	.333	1-2	.500	1	2	3	3.2	2	0	3	0	1	20	19.0	
MISSOURI	01/03/21	*	34	8-22	.364	4-11	.364	5-6	.833	1	3	4	3.3	0	2	2	0	2	25	19.5	
at Tennessee	01/07/21	*	35	9-26	.346	1-10	.100	11-13	.846	1	6	7	3.6	0	3	1	0	5	30	20.4	
TEXAS A&M	01/10/21	*	30	6-15	.400	5-9	.556	4-4	1.000	2	2	4	3.6	4	2	6	0	0	21	20.5	
FLORIDA	01/14/21	*	36	7-19	.368	2-3	.667	17-17	1.000	1	3	4	3.6	1	3	4	1	1	33	21.4	
at South Carolina	01/18/21	*	36	8-18	.444	2-2	1.000	4-6	.667	0	5	5	3.7	1	1	3	1	1	22	21.4	
at Georgia	01/25/21	*	39	7-22	.318	0-3	.000	11-14	.786	4	4	8	4.0	1	0	2	0	3	25	21.6	
UCONN	01/28/21	*	39	13-21	.619	4-5	.800	7-10	.700	0	3	3	3.9	1	3	1	0	3	37	22.5	
AUBURN	01/31/21	*	35	5-14	.357	1-5	.200	5-7	.714	1	4	5	4.0	1	3	2	0	1	16	22.2	
at Missouri	02/04/21	*	38	9-21	.429	1-4	.250	8-8	1.000	0	5	5	4.1	3	0	0	0	1	27	22.4	
at Texas A&M	02/07/21	*	34	4-11	.364	2-4	.500	2-2	1.000	1	6	7	4.2	4	2	4	1	1	12	21.9	
MISSISSIPPI ST.	02/11/21	*	32	7-12	.583	2-3	.667	6-7	.857	1	4	5	4.2	3	1	4	0	2	22	21.9	
OLE MISS	02/19/21	*	39	11-22	.500	2-4	.500	14-17	.824	0	2	2	4.1	3	4	3	0	2	38	22.6	
at LSU	02/21/21	*	33	5-12	.417	2-4	.500	8-11	.727	1	2	3	4.1	4	1	6	0	3	20	22.5	
Totals			23	726	158-362	.436	47-119	.395	155-194	.799	19	75	94	4.1	44	34	55	6	35	518	22.5

Games played: 23
 Minutes/game: 31.6
 Points/game: 22.5
 FG Pct: 43.6
 3FG Pct: 39.5
 FT Pct: 79.9

Rebounds/game: 4.1
 Assists/game: 1.5
 Turnovers/game: 2.4
 Assist/turnover ratio: 0.6
 Steals/game: 1.5
 Blocks/game: 0.3



43 Makayla Daniels | So. | 5-8 | G | Frederick, Md. (Frederick HS)

SEASON HIGHS

Points	21	Maryland	11-29-20
FG Made	7	Maryland	11-29-20
FG Att.	15	Maryland	11-29-20
3FG Made	3	@ No. 7 TAMU	2-7-21*
3FG Att.	9	@ Tennessee	1-7-21
FT Made	6	ULM	12-3-20*
FT Att.	7	FGCU	11-28-20*
Off. Reb.	3	Oral Roberts	11-25-20
Def. Reb.	7	FGCU	11-28-20
Rebounds	7	FGCU	11-28-20
Assists	7	@ SMU	12-9-20
Blocks	1	@ Mizzou	2-4-21*
Steals	4	No. 8 TAMU	1-10-21
Minutes	39	No. 8 TAMU	1-10-21

CAREER HIGHS

Points	27	Oral Roberts	11-14-19
FG Made	8	Florida	1-26-20*
FG Att.	15	Maryland	11-29-20
3FG Made	6	Oral Roberts	11-14-19
3FG Att.	9	@ Tennessee	1-7-21
FT Made	8	Belmont	11-20-19
FT Att.	10	Belmont	11-20-19
Off. Reb.	3	Oral Roberts	11-25-20
Def. Reb.	7	FGCU	11-28-20
Rebounds	7	FGCU	11-28-20
Assists	7	@ SMU	12-9-20
Blocks	1	@ Mizzou	2-4-21*
Steals	5	Kansas State	12-7-19
Minutes	39	No. 8 TAMU	1-10-21

*Most Recent

SEASON | CAREER SUPERLATIVES

Stat	'19-20	'20-21	Career
Double Figure Pts	10	16	26
Double Figure Rebs	-	-	-
Double-Doubles	-	-	-
5 + Assists	3	2	5
5 + Blocks	-	-	-
5 + Steals	1	-	1
Led Team in Pts	3	1	4
Led Team in Reb	-	-	-
20 + Points	2	1	3

NOTES

- Scored 21 against No. 12 Maryland, her first 20+ point game of the season.
- Dished a career-best six assists against UT Martin.
- Had a career-high five steals against Kansas State.
- Dropped 21 against Belmont.
- Named SEC Freshman of the Week after standout performances against ORU and SB (11/19).
- Was sensational against ORU, going for a career-high 27 points.
- Also made six threes on just seven attempts.
- Scored 11 points in her Arkansas debut in 26 minutes played.

Opponent	Date	qs	min	Total		3-Pointers		Free throws		Rebounds					pts	avg					
				fg-fga	pct	3fg-fga	pct	ft-fa	pct	off	def	tot	avg	pf			a	l/o	blk	stl	
ORAL ROBERTS	11/25/20	*	24	3-14	.214	2-6	.333	6-6	1.000	3	3	6	6.0	3	1	0	0	3	14	14.0	
vs Wake Forest	11/27/20	*	27	5-17	.294	2-5	.400	6-7	.857	1	2	3	4.5	5	5	3	0	1	18	16.0	
at FGCU	11/28/20	*	32	5-9	.556	0-1	.000	5-7	.714	0	7	7	5.3	3	2	1	0	2	15	15.7	
vs Maryland	11/29/20	*	26	7-15	.467	2-6	.333	5-6	.833	1	3	4	5.0	4	3	3	0	1	21	17.0	
LA.-MONROE	12/03/20	*	23	2-4	.500	1-3	.333	6-6	1.000	0	2	2	4.4	2	4	2	0	0	11	15.8	
BAYLOR	12/06/20	*	35	4-14	.286	3-8	.375	5-5	1.000	1	2	3	4.2	2	1	3	0	1	16	15.8	
at SMU	12/09/20	*	25	4-8	.500	2-4	.500	3-3	1.000	0	3	3	4.0	1	7	1	0	2	13	15.4	
CENTRAL ARK.	12/13/20	*	22	3-9	.333	0-3	.000	1-2	.500	0	3	3	3.9	2	3	1	1	2	7	14.4	
at Little Rock	12/19/20	*	33	4-7	.571	2-3	.667	1-2	.500	0	3	3	3.8	0	2	4	0	2	11	14.0	
ARK.-PINE BLUFF	12/21/20	*	25	4-10	.400	2-5	.400	3-4	.750	1	2	3	3.7	3	2	1	0	1	13	13.9	
at Kentucky	12/31/20	*	27	3-12	.250	1-5	.200	2-3	.667	0	1	1	3.5	2	0	2	0	2	9	13.5	
MISSOURI	01/03/21	*	34	6-14	.429	2-8	.250	2-2	1.000	0	5	5	3.6	2	2	0	0	3	16	13.7	
at Tennessee	01/07/21	*	26	3-11	.273	2-9	.222	1-2	.500	0	2	2	3.5	1	3	1	0	1	9	13.3	
TEXAS A&M	01/10/21	*	39	5-13	.385	3-8	.375	3-4	.750	0	1	1	3.3	3	3	2	0	4	16	13.5	
FLORIDA	01/14/21	*	32	5-5	1.000	0-0	.000	1-2	.500	1	3	4	3.3	3	2	0	0	2	11	13.3	
at South Carolina	01/18/21	*	26	4-10	.400	2-4	.500	0-0	.000	0	1	1	3.2	2	1	2	0	2	10	13.1	
at Georgia	01/25/21	*	32	4-8	.500	1-2	.500	4-5	.800	1	2	3	3.2	1	1	1	0	2	13	13.1	
UCONN	01/28/21	*	32	4-9	.444	3-4	.750	0-1	.000	0	1	1	3.1	3	3	0	1	1	11	13.0	
AUBURN	01/31/21	*	23	1-5	.200	1-3	.333	4-4	1.000	0	1	1	2.9	4	0	3	0	2	7	12.7	
at Missouri	02/04/21	*	17	1-4	.250	1-3	.333	1-2	.500	0	0	0	2.8	4	4	1	1	0	4	12.3	
at Texas A&M	02/07/21	*	29	5-12	.417	3-6	.500	0-0	.000	0	2	2	2.8	2	3	1	0	1	13	12.3	
MISSISSIPPI ST.	02/11/21	*	30	2-8	.250	0-1	.000	5-6	.833	0	2	2	2.7	2	1	2	0	3	9	12.1	
OLE MISS	02/19/21	*	24	3-4	.750	1-2	.500	0-0	.000	0	1	1	2.7	4	2	2	0	0	7	11.9	
at LSU	02/21/21	*	36	1-4	.250	1-3	.333	3-4	.750	0	5	5	2.8	3	2	3	0	1	6	11.7	
Totals			24	679	88-226	.389	37-102	.363	67-83	.807	9	57	66	2.8	61	57	39	3	39	280	11.7

Games played: 24
 Minutes/game: 28.3
 Points/game: 11.7
 FG Pct: 38.9
 3FG Pct: 36.3
 FT Pct: 80.7

Rebounds/game: 2.8
 Assists/game: 2.4
 Turnovers/game: 1.6
 Assist/turnover ratio: 1.5
 Steals/game: 1.6
 Blocks/game: 0.1

CAREER STATISTICS

Season	gp-gs	min/avg	fg-fga	pct	fg-fga	pct	ft-fa	pct	off	def	tot	avg	pf	fo	ast	to	blk	stl	pts	avg
2019-20	32-32	716/22.4	107-216	.495	25-56	.446	60-77	.779	7	48	55	1.7	67	1	77	44	2	45	299	9.3
2020-21	24-24	679/28.3	88-226	.389	37-102	.363	67-83	.807	9	57	66	2.8	61	1	57	39	3	39	280	11.7
TOTAL	56-56	1395/24.9	195-442	.441	62-158	.392	127-160	.794	16	105	121	2.2	128	2	134	83	5	84	579	10.3



Marquesha Davis
So | 6-0 | G
McGehee, Ark.



Elauna Eaton
Fr | 6-0 | G
Helena, Ark.



Erynn Barnum
RSO | 6-2 | F
Little Rock, Arkansas



Rylee Langerman
Fr | 5-9 | G
Del City, Okla.



Destiny Slocum
RSr | 5-9 | G
Meridian, Idaho



Grayce Spangler
Sr | 5-11 | G
Fayetteville, Arkansas




Jaielyn Mason
RSr | 5-9 | G
Mason, Ohio



Destinee McGhee
Fr | 6-2 | F
Huntsville, Ala.



Avery Hughes
So | 5-7 | G
Bentonville, Ark.



Amber Ramirez
RSr | 5-9 | G
San Antonio, Texas



Taylah Thomas
Sr | 6-1 | F
Arlington, Texas



Destinee Oberg
So | 6-3 | C
Burnsville, Minnesota



Macy Weaver
Sr | 6-3 | F
Davis Junction, Ill.



Chelsea Dungee
RSr | 5-11 | G
Sapulpa, Oklahoma



Makayla Daniels
So | 5-9 | G
Frederick, Md.



Mike Neighbors
Head Coach
Fourth Season



Todd Schaefer
Associate Head Coach
Fourth Season



Pauline Love
Assistant Coach
Fourth Season



Chantel Osahor
Assistant Coach
Second Season




Amber Shirey
Director of Operations




C'eira Ricketts
Director of SA Development



Jeff Brazil
Director of Video and Scouting



Simone Rush
Athletic Trainer



Kelsey Plum
Graduate Assistant



Official Basketball Box Score -- Game Totals -- Final Statistics
La.-Monroe vs Arkansas
12/03/20 5:30 pm at Fayetteville, AR



La.-Monroe 50 • 0-1,0-0 Sun Belt

Table with columns: #, Player, Total, 3-Ptr, Rebounds, PF, TP, A TO Blk Stl, Min. Includes player stats for Kierra Crockett, Whitney Goins, etc.

1st - FG %: 3-14 21.4% 2nd: 7-17 41.2% 3rd: 4-17 23.5% 4th: 3-11 27.3% Game: 17-59 28.8% Deadball Rebounds 4
3FG %: 1-5 20.0% 1-4 25.0% 2-4 50.0% 2-4 50.0% 6-19 31.6%
FT %: 2-2 100.0% 6-8 75.0% 2-4 50.0% 0-2 0.0% 10-16 62.5%

Arkansas 103 • 4-1,0-0 SEC

Table with columns: #, Player, Total, 3-Ptr, Rebounds, PF, TP, A TO Blk Stl, Min. Includes player stats for THOMAS, Taylah, SLOCUM, Destiny, etc.

1st - FG %: 11-17 64.7% 2nd: 7-14 50.0% 3rd: 8-18 44.4% 4th: 10-16 62.5% Game: 36-65 55.4% Deadball Rebounds 4
3FG %: 3-9 33.3% 3-7 42.9% 3-11 27.3% 1-1 100.0% 10-28 35.7%
FT %: 6-9 66.7% 11-15 73.3% 0-0 0.0% 4-5 80.0% 21-29 72.4%

Officials: Missy Brooks,Natasha Camy,Cameron Inouye
Technical fouls: La.-Monroe-None. Arkansas-None.
Attendance: 1366
2020-21 Women's Basketball. Round: 0. Arkansas vs La.-Monroe. Played at Bud Wa

Score by periods table for La.-Monroe vs Arkansas. Columns: 1st, 2nd, 3rd, 4th, Total. Values: 9, 22, 11, 8, 50.



Official Basketball Box Score -- Game Totals -- Final Statistics
Baylor vs Arkansas
12/06/20 5:00 pm at Fayetteville, AR



Baylor 78 • 2-1,0-0 Big 12

Table with columns: #, Player, Total, 3-Ptr, Rebounds, PF, TP, A TO Blk Stl, Min. Includes player stats for NaLyssa Smith, Queen Egbo, etc.

1st - FG %: 6-16 37.5% 2nd: 7-20 35.0% 3rd: 9-17 52.9% 4th: 9-18 50.0% Game: 31-71 43.7% Deadball Rebounds 2,1
3FG %: 1-3 33.3% 1-4 25.0% 2-4 50.0% 0-4 0.0% 4-15 26.7%
FT %: 6-10 60.0% 2-2 100.0% 1-2 50.0% 3-4 75.0% 12-18 66.7%

Arkansas 83 • 5-1,0-0 SEC

Table with columns: #, Player, Total, 3-Ptr, Rebounds, PF, TP, A TO Blk Stl, Min. Includes player stats for THOMAS, Taylah, SLOCUM, Destiny, etc.

1st - FG %: 7-18 38.9% 2nd: 6-14 42.9% 3rd: 9-18 50.0% 4th: 2-15 13.3% Game: 24-65 36.9% Deadball Rebounds 4
3FG %: 3-6 50.0% 0-3 0.0% 1-6 16.7% 1-5 20.0% 5-20 25.0%
FT %: 2-4 50.0% 7-10 70.0% 7-7 100.0% 14-18 77.8% 30-39 76.9%

Officials: Beverly Roberts,Gina Cross,Tina Napier
Technical fouls: Baylor-None. Arkansas-None.
Attendance: 2633
2020-21 Women's Basketball. Round: 0. Arkansas vs Baylor. Played at Bud Walton

Score by periods table for Baylor vs Arkansas. Columns: 1st, 2nd, 3rd, 4th, Total. Values: 19, 17, 21, 21, 78.



Official Basketball Box Score -- Game Totals -- Final Statistics
Arkansas vs SMU
12/09/20 7:00 pm at Dallas, TX



Arkansas 79 • 6-1,0-0 SEC

Table with columns: #, Player, Total, 3-Ptr, Rebounds, PF, TP, A TO Blk Stl, Min. Includes player stats for THOMAS, Taylah, SLOCUM, Destiny, etc.

1st - FG %: 8-17 47.1% 2nd: 5-12 41.7% 3rd: 10-20 50.0% 4th: 5-14 35.7% Game: 28-63 44.4% Deadball Rebounds 5
3FG %: 7-15 46.7% 4-10 40.0% 5-10 50.0% 0-4 0.0% 16-39 41.0%
FT %: 0-0 0.0% 2-4 50.0% 1-1 100.0% 4-8 50.0% 7-13 53.8%

SMU 47 • 0-4,0-0 AAC

Table with columns: #, Player, Total, 3-Ptr, Rebounds, PF, TP, A TO Blk Stl, Min. Includes player stats for Jahnarria Brown, BriShonne Tollie, etc.

1st - FG %: 3-14 21.4% 2nd: 4-16 25.0% 3rd: 3-18 16.7% 4th: 8-22 36.4% Game: 18-70 25.7% Deadball Rebounds 5
3FG %: 1-4 25.0% 1-4 25.0% 2-8 25.0% 4-6 66.7% 8-22 36.4%
FT %: 0-0 0.0% 1-2 50.0% 2-2 100.0% 0-3 0.0% 3-7 42.9%

Officials: Ed Sidlasky,Fatou Cissoko-Stephens,Joseph Vaszily
Technical fouls: Arkansas-None. SMU-None.
Attendance: 216
2020-21 Women's Basketball. Round: 0. Arkansas vs SMU. Played at Moody Coliseum

Score by periods table for Arkansas vs SMU. Columns: 1st, 2nd, 3rd, 4th, Total. Values: 23, 16, 26, 14, 79.



Official Basketball Box Score -- Game Totals -- Final Statistics
Central Ark. vs Arkansas
12/13/20 2:00 pm at Fayetteville, AR



Central Ark. 58 • 1-4,0-0 Southlan

Table with columns: #, Player, Total, 3-Ptr, Rebounds, PF, TP, A TO Blk Stl, Min. Includes player stats for Briana Trigg, Hannah Langhi, etc.

1st - FG %: 0-14 0.0% 2nd: 4-12 33.3% 3rd: 9-17 52.9% 4th: 8-12 66.7% Game: 21-55 38.2% Deadball Rebounds 2,1
3FG %: 0-6 0.0% 1-7 14.3% 3-8 37.5% 2-4 50.0% 6-25 24.0%
FT %: 2-2 100.0% 1-2 50.0% 4-4 100.0% 3-5 60.0% 10-13 76.9%

Arkansas 105 • 7-1,0-0 SEC

Table with columns: #, Player, Total, 3-Ptr, Rebounds, PF, TP, A TO Blk Stl, Min. Includes player stats for THOMAS, Taylah, SLOCUM, Destiny, etc.

1st - FG %: 11-18 61.1% 2nd: 11-20 55.0% 3rd: 10-17 58.8% 4th: 8-19 42.1% Game: 40-74 54.1% Deadball Rebounds 1,1
3FG %: 1-2 50.0% 5-10 50.0% 4-6 66.7% 2-6 33.3% 12-24 50.0%
FT %: 1-1 100.0% 3-3 100.0% 9-12 75.0% 0-2 0.0% 13-18 72.2%

Officials: Greg Small,Maggie Tieman,Luis Gonzalez
Technical fouls: Central Ark.-None. Arkansas-None.
Attendance: 1694
2020-21 Women's Basketball. Round: 0. Arkansas vs Central Ark.. Played at Bud

Score by periods table for Central Ark. vs Arkansas. Columns: 1st, 2nd, 3rd, 4th, Total. Values: 2, 10, 25, 21, 58.



Official Basketball Box Score -- Game Totals -- Final Statistics Arkansas vs Texas A&M 02/07/21 2:00 pm at College Station, TX



Arkansas 67 • 14-7,4-6 SEC

Table with columns: Player, FG-FGA, 3-Ptr, FT-FTA, Rebounds, PF, TP, A, TO, Blk, Stl, Min. Includes team totals and game statistics.

Texas A&M 69 • 18-9,3-1 SEC

Table with columns: Player, FG-FGA, 3-Ptr, FT-FTA, Rebounds, PF, TP, A, TO, Blk, Stl, Min. Includes team totals and game statistics.

Officials: Metta Christensen, Brian Garland, Roy Gulbeyan Technical fouls: Arkansas-None. Texas A&M-None. Attendance: 954

Score by periods table for Arkansas vs Texas A&M.



Official Basketball Box Score -- Game Totals -- Final Statistics Mississippi St. vs Arkansas 02/11/21 8:00 pm at Fayetteville, AR



Mississippi St. 80 • 8-6,3-5 SEC

Table with columns: Player, FG-FGA, 3-Ptr, FT-FTA, Rebounds, PF, TP, A, TO, Blk, Stl, Min. Includes team totals and game statistics.

Arkansas 86 • 15-7,5-6 SEC

Table with columns: Player, FG-FGA, 3-Ptr, FT-FTA, Rebounds, PF, TP, A, TO, Blk, Stl, Min. Includes team totals and game statistics.

Officials: Brian Hall, Felicia Grinter, Dee Kantner Technical fouls: Mississippi St.-None. Arkansas-None. Attendance: 1707

Score by periods table for Arkansas vs Mississippi St.



Official Basketball Box Score -- Game Totals -- Final Statistics Ole Miss vs Arkansas 02/19/21 6:00 pm at Fayetteville, AR



Ole Miss 74 • 9-8,3-8 SEC

Table with columns: Player, FG-FGA, 3-Ptr, FT-FTA, Rebounds, PF, TP, A, TO, Blk, Stl, Min. Includes team totals and game statistics.

Arkansas 84 • 16-7,6-6 SEC

Table with columns: Player, FG-FGA, 3-Ptr, FT-FTA, Rebounds, PF, TP, A, TO, Blk, Stl, Min. Includes team totals and game statistics.

Officials: Eric Baker, Roy Gulbeyan, Cameron Inouye Technical fouls: Ole Miss-None. Arkansas-None. Attendance: 1966

Score by periods table for Arkansas vs Ole Miss.



Official Basketball Box Score -- Game Totals -- Final Statistics Arkansas vs LSU 02/21/21 5:00 pm at Baton Rouge, LA



Arkansas 74 • 17-7,7-6 SEC

Table with columns: Player, FG-FGA, 3-Ptr, FT-FTA, Rebounds, PF, TP, A, TO, Blk, Stl, Min. Includes team totals and game statistics.

LSU 64 • 8-11,6-7 SEC

Table with columns: Player, FG-FGA, 3-Ptr, FT-FTA, Rebounds, PF, TP, A, TO, Blk, Stl, Min. Includes team totals and game statistics.

Officials: Christopher Saucedo, Joseph Vaszily, Gina Cross Technical fouls: Arkansas-None. LSU-None. Attendance: 792

Score by periods table for Arkansas vs LSU.