



RAZORBACKS

Mario Bravante | Associate Director of Communications
E: bravante@uark.edu | Arkansas Razorbacks.com

2020-21 WOMEN'S BASKETBALL

SCHEDULE

Date	Opponent	Time	TV/RESULT
Nov. 25	Oral Roberts	11 a.m.	W, 96-49
Nov. 27	Wake Forest!	10:30 a.m.	W, 98-82
Nov. 28	FGCU!	1:30 p.m.	W, 86-80
Nov. 29	No. 12 Maryland!	4:30 p.m.	L, 115-96
Dec. 3	Louisiana Monroe	5:30 p.m.	W, 103-50
Dec. 6	No. 4 Baylor#	5 p.m.	W, 83-78
Dec. 9	@ SMU	7 p.m.	W, 79-47
Dec. 13	Central Arkansas	2 p.m.	W, 105-58
Dec. 19	@ Little Rock	2 p.m.	W, 80-70
Dec. 21	Arkansas-Pine Bluff	1 p.m.	W, 86-52
Dec. 31	@ No. 13 Kentucky*	7:30 p.m.	L, 75-64
Jan. 3	Missouri	4 p.m.	W, 91-88
Jan. 7	@ Tennessee*	5:30 p.m.	L, 88-73
Jan. 10	No. 8 Texas A&M*	3 p.m.	L, 74-73
Jan. 14	Florida*	7:30 p.m.	W, 84-80
Jan. 18	@ No. 4 South Carolina*	6 p.m.	L, 104-82
Jan. 25	@ No. 22 Georgia*	6 p.m.	L, 75-73
Jan. 28	No. 3 UConn	4 p.m.	W, 90-87
Jan. 31	Auburn*	2 p.m.	W, 77-67
Feb. 4	@ Mizzou*	7 p.m.	W, 85-80
Feb. 7	@ No. 7 Texas A&M*	2 p.m.	L, 69-67
Feb. 11	Mississippi State	8 p.m.	W, 86-80
Feb. 19	Ole Miss*	6 p.m.	W, 84-74
Feb. 21	@ LSU*	5 p.m.	W, 74-64
Feb. 25	@ Auburn*	8 p.m.	W, 74-69
Feb. 28	Alabama*	5 p.m.	SEC Network

!-Gulf Coast Showcase #-SEC/Big 12 Challenge
*-SEC Contest | @ SEC Tournament
All Times CT

26 16/16 ARKANSAS VS. ALABAMA | FEB. 28 | SEC NETWORK

SERIES	Overall
Fayetteville	12-6
Away	11-7
Neutral	1-2
Last	W, 66-48, 1/30/20



ARKANSAS (18-7, 8-6)	ALABAMA (15-7, 8-7)
PTS / GAME	75.0
PTS ALLOWED / GAME	68.5
FG	.433
FG DEFENSE	.423
3-PT FG	.354
3-PT FG DEFENSE	.346
REB / GAME	38.6
REB ALLOWED / GAME	36.8
LEADING SCORER	Walker, 20.4
LEADING REBOUNDER	Walker, 9.9
LEADER IN ASSISTS	Lewis, 4.4
HEAD COACH	Kristy Curry
ARKANSAS RECORD	131-115 (8)
CAREER RECORD	440-264 (22)

NEIGHBORHOOD WATCH

- No. 16 Arkansas started its final week of the regular season with a 74-69 win at Auburn.
- With the win, Arkansas will finish above .500 in the SEC, the first time in program history that has happened two seasons in a row.
- The Hogs are trending up at the right time, as they have won four in a row and seven of their last eight games.
- Arkansas moved up in both polls this week, jumping to 16 in both the AP and Coaches Polls.
- In a year where games played is at a premium, Arkansas leads the NCAA, playing in 25 games so far this season.
- Of those 25 games, nine of them have been played against teams currently in the AP Top 25.
- They have also played five of the teams in the top-10, going 2-4 in those six games.
- The Hogs started the SEC season 2-5, but have gone 6-1 over their last seven SEC games.
- The Razorbacks have a chance to climb that standings even more on Sunday, as the game between the Hogs and the Tide will be for the sixth seed in the conference.
- Both Arkansas and Alabama come into the game with eight wins in the SEC.

AN ALL-TIME BUCKET

- Chelsea Dungee is in a league all her own in terms of scoring the ball.
- On Thursday, Dungee brought her collegiate point total up to 2,078, the most collegiate points ever scored by a women's basketball player at the University of Arkansas.
- Ladyback Legend Bettye Fiscus held that distinction for 36 years, with her 2,073 career points.
- However, it is important to note that it will not be recognized as a program record because 244 of her points came at Oklahoma during her freshman season.
- It took Dungee 125 games to get passed the 2,073 point mark, and she averaged 16.6 points per game over that span.
- Since coming to Arkansas, though, that number has jumped, as she has averaged 19.8 points per game during her three seasons on the Hill.

FOLLOW, WATCH & LISTEN



@RAZORBACKWBB

Broadcast: SEC Network
PxP: Eric Frede
Analyst: Christy Thomaskutty

Razorback Sports Network from IMG (Radio)
Phil Elson - <http://143.223.155.160/audio>
Fayetteville - KQSM-FM-92.1 /// KYNG-AM - 1590*
Fort Smith - KFPW-AM-1230 /// KHGG-AM-1580*
Rogers - KURM-AM-790 /// FM-100.3
*If there are conflicts on the FM station

LAST GAME'S STARTERS

DESTINY SLOCUM



RSr | Meridian, Idaho

PPG	FG	APG	3PT
14	15.6	.486	3.8 .397

TAYLAH THOMAS



Sr | Arlington, Texas

PPG	FG	RPG	FT
24	4.5	.500	6.2 .810

MAKAYLA DANIELS



So | Frederick, Md.

PPG	FG	APG	SPG
43	11.6	.397	2.4 1.6

AMBER RAMIREZ



RSr | San Antonio, Texas

PPG	FG	3PT	APG
23	13.0	.443	.448 1.5

CHELSEA DUNGEE



RSr | Sapulpa, Okla.

PPG	FG	RPG	3PT
33	22.3	.435	4.1 .390

2020-21 ROSTER @RAZORBACKWBB

NUMERICAL

NO.	NAME	POS	HT	CL	HOMETOWN/PREVIOUS SCHOOL	TWITTER
1	Marquesha Davis	G	6-0	So	McGehee, Ark./Springdale HS	@MarqueshaDavis
3	Elauna Eaton	G	6-0	Fr	Helena, Ark./Nettleton HS	@ElaunaEaton23
4	Erynn Barnum	F	6-2	RSo	Little Rock, Ark./LR Central HS	@erynnbee
11	Rylee Langerman	G	5-9	Fr	Del City, Okla./Chirstian Heritage HS	@rylang2
12	Destiny Slocum	G	5-7	RSr	Meridian, Idaho/Mountain View HS/Oregon State	@DestinySlocum24
13	Grayce Spangler	G	5-11	Sr	Fayetteville, Ark./Fayetteville HS	@grayce_1313
14	Jailyn Mason	G	5-9	RSr	Mason, Ohio/William Mason HS	@jaimason14
20	Destinee McGhee	F	6-2	Fr	Huntsville, Ala./Madison Academy	@deemcghee_20
22	Avery Hughes	G	5-7	So	Bentonville, Ark./Bentonville HS	@averyhughes00
23	Amber Ramirez	G	5-9	RSr	San Antonio, Texas/Wagner HS/TCU	@yungram_
24	Taylah Thomas	F	6-1	Sr	Arlington, Texas/Mansfield Timberview HS	@hailtaylahh
25	Destinee Oberg	C	6-3	So	Burnsville, Minn./Academy of Holy Angels	@Destineeoberg
30	Macy Weaver	F	6-3	Sr	Davis Junction, Ill./Stillman Valley HS	@macyweaver528
33	Chelsea Dungee	G	5-11	RSr	Sapulpa, Okla./Sapulpa HS/Oklahoma	@chelsea_dungee
43	Makayla Daniels	G	5-8	So	Frederick, M.D./Frederick HS	@MakaylaDaniels5

Title	Name	Year	Alma Mater
Head Coach	Mike Neighbors	4th Season	Arkansas, 1993
Associate Head Coach	Todd Schaefer	4th Season	Thomas More College, 1995
Assistant Coach	Pauline Love	4th Season	Southern Miss, 2010
Assistant Coach	Chantel Osahor	2nd Season	Washington, 2017
Director of Operations	Amber Shirey	33rd Season	Arkansas, 1992
Director of Video and Scouting	Jeff Brazil	14th Season	Arkansas, 2010
Dir. of Student-Athlete Devel.	C'eira Ricketts	4th Season	Arkansas, 2015

ELIGIBILITY	Taylah Thomas	Sophomores (5)	Freshmen (3)
Seniors (7)	Macy Weaver	Erynn Barnum	Elauna Eaton
Chelsea Dungee		Makayla Daniels	Rylee Langerman
Jailyn Mason		Marquesha Davis	Destinee McGhee
Amber Ramirez		Avery Hughes	
Destiny Slocum		Destinee Oberg	
Grayce Spangler			

ALPHABETICAL

NO.	NAME	POS	HT	CL	HOMETOWN/PREVIOUS SCHOOL
4	Erynn Barnum	F	6-2	RSo	Little Rock, Ark./LR Central HS
43	Makayla Daniels	G	5-8	So	Frederick, M.D./Frederick HS
1	Marquesha Davis	G	6-0	So	McGehee, Ark./Springdale HS
33	Chelsea Dungee	G	5-11	RSr	Sapulpa, Okla./Sapulpa HS/Oklahoma
3	Elauna Eaton	G	6-0	Fr	Helena, Ark./Nettleton HS
22	Avery Hughes	G	5-7	So	Bentonville, Ark./Bentonville HS
11	Rylee Langerman	G	5-9	Fr	Del City, Okla./Chirstian Heritage HS
14	Jailyn Mason	G	5-9	RSr	Mason, Ohio/William Mason HS
20	Destinee McGhee	F	6-2	Fr	Huntsville, Ala./Madison Academy
25	Destinee Oberg	C	6-3	So	Burnsville, Minn./Academy of Holy Angles
23	Amber Ramirez	G	5-9	RSr	San Antonio, Texas/Wagner HS/TCU
12	Destiny Slocum	G	5-7	RSr	Meridian, Idaho/Mountain View HS/Oregon State
13	Grayce Spangler	G	5-11	Sr	Fayetteville, Ark./Fayetteville HS
24	Taylah Thomas	F	6-1	Sr	Arlington, Texas/Mansfield Timberview
30	Macy Weaver	F	6-3	Sr	Davis Junction, Ill./Stillman Valley HS

BY STATE

ALABAMA	Destinee McGhee	Huntsville
ARKANSAS	Erynn Barnum	Little Rock
	Marquesha Davis	McGehee
	Elauna Eaton	Helena
	Avery Hughes	Bentonville
	Grayce Spangler	Fayetteville
IDAHO	Destiny Slocum	Meridian
ILLINOIS	Macy Weaver	Davis Junction
MARYLAND	Makayla Daniels	Frederick
MINNESOTA	Destinee Oberg	Burnsville
OHIO	Jailyn Mason	Mason
OKLAHOMA	Chelsea Dungee	Sapulpa
	Rylee Langerman	Del City
TEXAS	Amber Ramirez	San Antonio
	Taylah Thomas	Arlington

FA-NETIK

PRONUNCIATIONS

- 1 Mar-QWEE-Shuh
- 3 ELAWN-uh EAT-un
- 12 SLOW-come
- 13 GRACE
- 14 JAY-lin
- 24 TAY-luh

THE SOUTHEASTERN CONFERENCE (AS OF 2/27)

	Conference				Overall						
	W-L	Pct.	H	A	W-L	Pct.	H	A	N	Strk	
South Carolina	14-1	.933	8-0	6-1	19-3	.864	10-1	7-2	2-0	W2	
Texas A&M	12-1	.923	6-0	6-1	21-1	.955	12-0	9-1	0-0	W9	
Tennessee	8-4	.667	5-1	3-3	14-6	.700	10-2	4-4	0-0	W1	
Kentucky	9-5	.643	5-1	4-4	16-6	.727	11-1	5-5	0-0	W1	
Georgia	9-5	.643	5-3	4-2	17-5	.773	10-3	7-2	0-0	L1	
Arkansas	8-6	.571	5-1	3-5	18-7	.720	11-1	6-5	1-1	W4	
Alabama	8-7	.533	3-5	5-2	15-7	.682	7-5	8-2	0-0	L1	
Mississippi State	5-6	.455	2-3	3-3	10-7	.588	7-3	3-4	0-0	W2	
LSU	6-8	.429	3-5	3-3	8-12	.400	4-6	3-3	1-3	L5	
Missouri	4-9	.308	1-6	3-3	8-10	.444	5-7	3-3	0-0	L1	
Florida	3-10	.231	1-5	2-5	10-11	.476	7-5	3-6	0-0	L3	
Ole Miss	3-10	.231	2-4	1-6	9-10	.474	7-4	2-6	0-0	L3	
Auburn	0-14	.000	0-7	0-7	5-17	.227	5-9	0-8	0-0	L15	
Vanderbilt	0-3	.000	0-2	0-1	4-4	.500	3-2	1-2	0-0	L3	

2021 SEC Preseason Media Poll	2021 SEC Preseason Coaches' Poll
1. South Carolina	1. South Carolina
2. Mississippi State	2. Kentucky
3. Kentucky	3. Texas A&M
4. Texas A&M	4. Arkansas
5. Arkansas	5. Mississippi State
6. Tennessee	6. Tennessee
7. LSU	7. LSU
8. Georgia	8. Alabama
9. Alabama	9. Georgia
10. Florida	10. Missouri
11. Missouri	11. Ole Miss
12. Vanderbilt	12. Florida
13. Auburn	13. Vanderbilt
14. Ole Miss	14. Auburn

THREE, FREE & CLEAN

- Coach Neighbors' 2020–21 Hogs have been an offensive juggernaut so far this season, averaging 83.6 points per game, seventh in the NCAA.
- Arkansas gets a lot of its offense from beyond the arc, where the Hogs are once again ranked among the elite. They have made 234 threes so far this season, which is the fourth best mark in the NCAA.
- They are hitting 9.4 of them a game, which is currently 11th in the NCAA.
- The Hogs aren't just a volume three-point shooting team though – they are hitting 39.4 percent of their long balls this year, seventh in the NCAA.
- Neighbors' bunch has been the best team in the country at getting to the line and converting its chances – Arkansas is ranked first in the NCAA in both free throws made (425) and free throws attempted (578).
- Chelsea Dungee currently leads in the nation in free throws made (160) and is second in free throws attempted (201).
- The Hogs also play an efficient style of basketball, only turning the ball over 10.7 times a game on average, which is currently good for third in the NCAA and first in the Power Five. Their +6.80 turnover margin is eighth best in the NCAA.

DOWN GOES UCONN

- Arkansas picked up the win of the year in women's college basketball, stunning 11-time National Champion UConn, 90–87.
- It is the Huskies' only loss of the season, and only their ninth loss as a program since 2015.
- Neighbors' offense, which is built to give the Hogs a puncher's chance against anyone, delivered a knockout against UConn: Arkansas' 90 points scored was the most by any UConn opponent since 2001.
- The Hogs shot a blistering 52 percent against UConn, the highest FG percentage allowed by the Huskies since 2011.
- Arkansas also drew 23 fouls in the game, the most drawn against UConn since 2014.
- Only eight teams have beaten UConn since 2012: Baylor, Louisville, Mississippi State, Notre Dame, Oregon, South Carolina, Stanford, and now, Arkansas.

LAST TIME OUT

- No. 16 Arkansas earned a tight win over Auburn in Auburn Arena on Thursday night, beating the Tigers 74–69 in the regular season road finale.
- With the win, Arkansas has now won four straight, and seven of its last eight games dating back to January 28. The win also guaranteed Arkansas a winning record in the SEC this season, marking the first time in program history the Hogs have had back-to-back winning conference seasons.
- Sophomore guard Makayla Daniels played hero in this one, scoring nine of her 11 points in the fourth quarter, including a dagger three off the dribble to put Arkansas up four late. After not seeing the floor much in the early parts of the game due to foul trouble, Daniels exploded late in the fourth, converting a three-point play chance before hitting two threes to put the Hogs ahead for good.
- Redshirt senior guard Chelsea Dungee made history on the Plains, as her 12th point against Auburn put her collegiate point total ahead of Bettye Fiscus' total of 2,073. With her 16-point performance, Dungee now has 2,078 career points, with 1,834 of them coming at Arkansas.
- The first half was a defensive battle as neither squad was able to establish any rhythm offensively, with Auburn turning the ball over nine times in the first half and Arkansas shooting just 33 percent through the first 20 minutes. Auburn held the slim one-point at halftime, due in large part to Tigers' senior Unique Thompson, who gathered 11 rebounds to start the game and finished with 18.
- It was a different story in the second half as the Arkansas offense caught fire during the game's crucial points. A Razorback push at the end of the third quarter trimmed a double-digit Auburn lead down to five heading into the final frame. And that is when the Hogs found their touch from deep. Arkansas went 5–9 from behind the arch in the fourth quarter, four of those coming from Daniels and Amber Ramirez, which contributed to a seven-point swing, bringing the Razorbacks from down three to up by four. The Arkansas defense stopped the Auburn offense to finish the game, holding the Tigers scoreless in the last four minutes, helping Arkansas escape Auburn with the road victory.

CITIZEN
NAISMITH
TROPHY
WATCH LIST

THE BASKETBALL HALL OF FAME/WBCA

ANN MEYERS DRYSDALE

AWARD

WOODEN
AWARD
PRESENTED BY

FIRST TEAM



CHELSEA DUNGEE: RECORD WATCH

2,078	CAREER POINTS (<i>MOST COLLEGIATE POINTS SCORED BY A LADYBACK - 2/25/21</i>)
1,834	POINTS IN HER ARKANSAS CAREER (4TH MOST IN PROGRAM HISTORY)
595	CAREER FREE THROWS MADE (<i>PROGRAM RECORD - 12/13/20</i>)
759	SINGLE-SEASON UA SCORING RECORD*
229	SINGLE-SEASON UA FT RECORD*
1227	SINGLE-SEASON UA MINUTES RECORD*
41	MOST POINTS AGAINST A SEC OPPONENT
32	MOST POINTS IN A HALF
17	MOST POINTS IN A QUARTER
46	20+ POINT GAMES AT UA
12	30+ POINT GAMES AT UA
29	STRAIGHT DOUBLE FIGURE GAMES (3/1/20-2/25/21)
103	SEC TOURNAMENT SCORING RECORD*
23.4	1ST SEC ONLY GAMES IN SCORING
327	1ST SEC ONLY GAMES IN TOTAL POINTS
101	1ST SEC ONLY GAMES IN FREE THROWS MADE

→ * Indicates 2018-19
 → Dungee reached 1,000 points at Arkansas in just 49 games, the fastest mark by any Razorback in history.
 → Her 229 free throws in a season is the second highest total in a single season in the SEC. Wendy Scholtens, VU, 1990, holds the record with 236 makes.
 → Dungee's 41 points against Auburn was the most points ever scored in Bud Walton Arena.

ALL-TIME GREATNESS

→ With her game against UConn, Chelsea Dungee put on one of the greatest Razorback performances of all time, regardless of sport.

→ She scored 37 points against the Huskies, the most by any player against them since the 1999–2000 season.

→ She did so on an incredibly efficient line: 13–21 from the field, 4–5 from three and 7–10 from the free throw line.

→ With her season–high 38 point performance against Ole Miss, Dungee has now scored 37+ points five times in her career – 41 against Auburn (2–7–19); 37 against Houston (3–21–19); 38 against Mizzou (1–12–20); 37 against UConn (1–28–21); and 38 against Ole Miss (2–19–21).

→ Of the 11 37+ point performances from Hogs ever seen in Bud Walton Arena, men’s or women’s hoops, Dungee now has five of them. That is the most ever.

→ Dungee’s greatness has been on display through 14 SEC games, as well, as the redshirt senior is averaging 23.4 points per game, the best mark in the league.

→ Dungee has gone for 20+ in 11 of 14 conference games thus far, while going for 30 in three of them – 30 at Tennessee, 33 at home against Florida, and 38 against Ole Miss.

→ Her performance against Florida was truly historic – Dungee matched her own program record for made free throws (17–17), and became the only SEC player ever to hit 17+ in multiple games.

→ The Sapulpa, Okla. native has been remarkably consistent all season long, as she has now scored in double–figures in 29 straight contests, the longest such streak of her career.

→ She also had a 26–game streak that bridged the 18–19 & 19–20 seasons.

→ Dungee has also scored 30+ 12 times in her career, the most 30 point games in program history.

GIANT KILLERS

→ Arkansas now has two signature wins on the season, as Neighbors’ bunch has taken down then–No. 4 Baylor and then–No. 3 UConn.

→ The offense was flowing in both games against two programs known for their defenses, as the Hogs dropped 83 on Baylor before giving UConn 90 points.

→ It is the first time in program history the Hogs have beaten two top–five teams in the same season. Arkansas’ win against Baylor marked its first top–five win since 2003 (W, 82–72, No. 2 LSU, 1–19–03).

→ The victory over the Lady Bears was also Arkansas’ first win over a defending national champion since 1996 (W, 77–75, No. 6

WHAT’S HE SAYIN’?

Trying to figure out what Coach Neighbors is saying on the bench? Don’t worry – he has a language all his own.

Coach Neighbors plays Positionless Basketball. Instead of having guards, forwards and centers, he has Rabbits, Rackers, Locks and Dragons.



Rabbits run the floor and look to score quickly with a layup.



Rackers bring the ball up the floor, and are trying to get to the rack.



Locks, generally good three–point shooters, are trying to win the race to the corners.



The Dragon is the last player down the court, dragging behind the others.

Tennessee, 12–29–96).

→ With the two wins, Mike Neighbors is now the first Head Hog to guide Arkansas to two top–five victories.

ABSOLUTE GAMERS

→ During the Hogs’ biggest games of the season, the guard duo of Chelsea Dungee and Amber Ramirez has showed out.

→ Against teams currently in the top–10 of the AP Poll this season, Dungee has been electric, averaging 22.0 points per game on 45.7 percent shooting and 43.3 percent from deep.

→ In the Hogs’ two ranked wins this season, Dungee has been nearly unstoppable, averaging 29.5 points per game, while shooting 56 percent from the field and 44 percent from three.

→ She has also made 17 of her 22 free throw attempts in those two games.

→ Ramirez, meanwhile, added nearly 10 points to her yearly average in the Hogs’ two program defining victories, pouring in 22.5 points per game.

→ She has also been incredibly efficient in the big games, shooting 50 percent from the field and a blistering 54 percent from three in those games.

→ Even when looking at those two pressure packed games, both stars were even better in the second half of those wins.

→ Dungee scored 22 of her 37 against UConn after the intermission.

→ Ramirez, meanwhile, scored 16 of her 23 against Baylor following the break.

OUR RECORD WHEN ...

Overall	18–7
Home / Away / Neutral	11–1/6–5/1–1
SEC	
Home / Away	
White Uniforms	11–3
Cardinal Uniforms	5–3
Anthracite Uniforms	2–1

LEADS/QUARTERS/HALFTIME/OT

Leading after the 1st quarter	14–1
Leading after the 2nd quarter/Half	15–1
Leading after the 3rd quarter	12–1
Leading at the half, home	10–0
Leading at the half, road/neutral	5–1
Tied at the half, home	0–0
Tied at the half, road/neutral	0–1
Games decided by 5 points or fewer	5–3
Games decided by 10 points or fewer	12–3
Leading with 5:00 left	15–2
Leading with 2:00 left	18–2
Overtime games	0–0

OFFENSE

Scoring less than 70 points	0–2
Scoring 70–79 points	4–3
Scoring 80–89 points	8–1
Scoring 90–99 points	4–1
Scoring 100+ points	2–0
2 Players Or Less in Double Figures	1–0
3 Players in Double Figures	6–1
4 Players in Double Figures	6–4
5 Players in Double Figures	3–2
5+ Players in Double Figures	2–0
When shooting 50 percent or higher	7–0
When shooting less than 50 percent	11–7

REBOUNDING/TURNOVERS

When outrebounding opponent	5–0
When outrebounded	12–7
When rebounds are even	1–0
When grabbing 10+ offensive reb	6–3
When forcing 15+ turnovers	15–5
When committing less than 15 turnovers	15–7
When committing 15+ turnovers	3–0

Top Scorers (Includes Ties)

Slocum	OR, ULM, UAPB, MSU, LSU, @AUB
Ramirez	WF, BAY, SMU, AUB, @TAMU
Dungee	FGCU, UCA, LR, @UK, MIZ, @UT, TAMU, UF, SC
.....	UGA, UConn, @ MIZ, OM, @AUB
Daniels	MD

Top Rebounders (Includes Ties)

Thomas	OR, WF, FGCU, ULM, SMU, @UK, TAMU, UF, SC
.....	UGA, UConn, AUB, @ MIZ, MSU, LSU
Barnum	MD, ULM, SMU, UCA, LR, UAPB, MIZ, @AUB
Slocum	BAY
Dungee	@UT, @TAMU
Mason	OM

Months

In November	3–1
In December	6–1
In January	4–4
In February	5–1

TAYLAH THOMAS: UNSUNG HERO

→ As she often is, senior forward Taylah Thomas was the unsung hero in Arkansas' win over UConn.
 → In her 30 minutes played, Thomas was a game-high +17.
 → She held UConn's two bigs to just eight points and eight rebounds combined, while pulling down a team-high seven boards herself.
 → Because of her effort on the glass, Arkansas only lost the rebounding battle to the Huskies, who were the much taller team, by six. On average, UConn out-rebounds its opponents by 10.7 boards a game.
 → Thomas has had several other big moments this season as well, including a big double-double against Florida Gulf Coast (11 pts, 10 rebs), to help Arkansas narrowly win that game.
 → She also had nine points and eight boards in the Hogs' narrow win over Florida.
 → She swatted a career high five shots against Mizzou.

DESTINY & DANIELS

→ Arkansas has a two-headed monster in its backcourt, as Destiny Slocum and Makayla Daniels have formed a dynamic lead guard duo for Coach Neighbors.
 → Slocum has been excellent through her 24 games with the Hogs.
 → She is averaging 15.6 points per game, good for second on the team, and leads Arkansas in assists, dishing 93 of them so far this season.
 → She is also shooting nearly 50 percent from the field, while hitting 40 percent of her threes.
 → Slocum is heating up as the season winds down – she has scored 20+ in three of her last five games, including a season-high 29 at LSU.
 → The grad transfer put on a historic show against Missouri, becoming the first Hog with 20+ points and 10+ assists in a game since Kim Wilson back in December of 1996.
 → Daniels, meanwhile is averaging 11.6 points per game, and has scored in double figures in 17 of 25 of Arkansas' games thus far.
 → For perspective, she only scored in double figures in 10 games all of last season.
 → She has been well rounded from the point guard spot, though, as she is fourth on the team in points (11.6), leads the team in steals (1.6), and is second on the team in assists (2.4) per game.
 → Daniels was huge in Arkansas' win at Auburn, scoring nine fourth quarter points.

THE SPLASH SISTER

→ Amber Ramirez has kept it rolling during her second season on the Hill.
 → She has hit 65 of her 145 attempts from three, eighth most in the NCAA so far this season.

→ That 44.8 percent mark from deep leads the team, and is 14th in the nation.
 → Ramirez was phenomenal against Wake Forest, going for 22 points.
 → She was unstoppable through much of that game, as she made her first eight shots.
 → Ramirez has started to roll as of late, hitting 5+ threes in five of her last eight games.
 → She has also scored in 15+ in six of her last eight games played.

PRODUCTION OFF THE PINE

→ The Razorbacks have quality depth this season, as Jailyn Mason, Erynn Barnum and Marquesha Davis have all provided a spark.
 → Mason, who missed all of last season, has started to find her footing as of late.
 → The senior was phenomenal when pressed into starting duty against A&M, going for 13 points on 5-11 shooting.
 → She played a balanced game in the narrow win against Mizzou at home, scoring nine points, grabbing five rebounds and dishing two assists.
 → Mason was big against Ole Miss, pulling down a team-high six boards, while also pocketing three steals.
 → She had several big games to close out the non-conference schedule as well, dropping nine on Little Rock, while posting a season-best 16 against Central Arkansas.
 → Barnum, meanwhile, has been a versatile force down low all season.
 → She is averaging a career-high 8.1 points per game, leading the way for the bench group.
 → Barnum scored 13 points against No. 4 SC on 60 percent shooting, and then scored 15 points at No. 22 Georgia.
 → She chipped in 10 points on perfect 4/4 shooting at A&M, while also notching a career-best three steals.
 → The redshirt sophomore was effective once again against LSU, going for 12 points in just 14 minutes.
 → She put up eight points and a team-high six rebounds at Auburn.
 → She also posted the second double-double of her career against UAPB (13 pts, 11 rebs).
 → Davis, or "Q" as she's known, has broken out offensively and defensively for the Hogs.
 → She has scored in double-figures four times this season, including a career-high 15 points twice (Maryland/UAPB).
 → She was huge in the Baylor win, scoring eight points, snaring four rebounds and nabbing four steals.
 → She was also critical in beating UConn, going for seven points, three rebounds, and several big stops against freshman phenom Paige Bueckers late in that game.



THE TRANSFERS

DESTINY SLOCUM AMBER RAMIREZ



SECOND TEAM



THE BASKETBALL HALL OF FAME/WSCA
NANCY LIEBERMAN
AWARD

28.5 COMBINED PPG

111-261 3PT-3PA
THROUGH 25 GAMES

65 THREES MADE - 8TH IN
NCAA/SECOND IN SEC

87 ASSISTS- 44TH IN
NCAA/SECOND IN SEC

44.8 PERCENT 3FG
FIRST IN SEC

15.6 PPG
14TH IN SEC

OFFENSE

Scored 110+ ----- 110, vs. Providence (11-16-98)
 Scored 100+ points at home ----- 105, vs. UCA (12-13-20)
 Scored 100+ points on the road ----- 108, at Ole Miss (2-16-20) | 108, Baylor (3-6-91)
 Scored 90-99 points ----- 90, No. 3 UConn (1-28-21)
 Scored 90+ points at home ----- 90, No. 3 UConn (1-28-21)
 Scored 90+ points on the road ----- 96, No. 12 Maryland (11-29-20)
 Scored 80-89 points ----- 84, Ole Miss (2-19-21)
 Scored 80-89 points at home ----- 84, Ole Miss (2-19-21)
 Scored 80-89 points on the road ----- 85, at Mizzou (2-4-21)
 Was held to 50-59 ----- 55, vs. Georgia (1-23-20)
 Was held to 49-40 ----- 42 at No. 9 South Carolina (1-25-18)
 Was held to 39-20 ----- 34, at LSU, 2-7-19
 Was held to 20 or less ----- N/A
 Made 40+ field goals ----- 40, vs. UCA (12-13-20)
 Made 30-39 field goals ----- 32, No. 24 Mississippi State (2-11-21)
 Made 17+ three-point field goals ----- 17, Auburn (3-5-20/SEC Tournamnet)
 Made 10+ three-point field goals ----- 10, at Auburn (2-25-21)
 Did not make 3-pointer (since 1986) ----- 0-10, at LSU, 2-7-19
 Made 30 free throws ----- 30 (30-39), No. 4 Baylor (12-6-20)
 Made 25 free throws ----- 25 (25-33), Ole Miss (2-19-21)
 Shot 50-59 or better ----- 56.3, Ole Miss (2-19-21)
 Shot 60 or better ----- .644 (38-59) at Ole Miss (2-16-20)
 Held to less than 30 ----- 26.5 (13-49), at LSU, 2-7-19
 Held to less than 20 ----- .182 (10-55) vs. No. 6/7 Tennessee (1-8-12; L, 38-69)
 Had 20 or more assists in a game ----- 22, vs. UCA (12-13-20)

DEFENSE

Allowed 100 points ----- 104, at No. 4 South Carolina
 Allowed 80-99 points ----- 80, No. 24 Mississippi State (2-11-21)
 Allowed 70-79 points ----- 74, Ole Miss (2-19-21)
 Held opponent to 40-49 points ----- 47, at SMU (12-9-20)
 Held opponent to 39-30 ----- 36, Northwestern State, 12-18-16
 Held an SEC opponent under 50 points in 3 cons. games ----- 47, Auburn (1-29-15)
 ----- W, 52-47; 42, Alabama (2-1-15, W, 53-42); #24/21 Georgia (2-9-15, W, 54-48)
 Held opponent to 29 points or less ----- 23, Binghamton, 11-30-13
 Held an opponent under 15 points in a half ----- 12, vs. UCA (12-13-20)
 Held an opponent to 2 points in a quarter ----- 2, vs. UCA (12-13-20)
 Held opponent under 15 field goals ----- 14, Houston Baptist, 12-28-16
 Held opponent to less than 30 percent shooting ----- 24.6 (16-65), UAPB (12-21-20)
 Held opponent to less than 20 percent shooting ----- 19.7 (13-66), vs. Northwestern State (12-15-19)
 Held opponent under 15 percent from 3-point ----- 14.3, Auburn (1-31-21)
 Opponent did not make a 3-pointer ----- 0, Tulsa (12-11-19)
 Had 70+ rebounds ----- 74, Mississippi Valley State (11-24-89)
 Had 60-69 rebounds ----- 64, Prairie View A&M (12-16-18)
 Had 50-59 rebounds ----- 53, Oral Roberts (11-25-20)
 Had five or more blocked shots in a game ----- 8, at Mizzou (2-4-21)
 Had 20 or more steals in a game ----- 20, ORU (11-13-13)
 Had 15 or more steals in a game ----- 18, vs. UT Martin (12-29-19)
 Forced 20-25 Turnovers in a game ----- 23, vs. UCA (12-13-20)
 Forced 25+ Turnovers in a game ----- 29, Oral Roberts (11-25-20)

OTHER

Won an overtime game ----- 85-81, at Missouri, (2-2-20)
 Lost an overtime game ----- Florida (71-66), 1-28-16
 Won a double overtime game ----- 73-72, vs. Florida (1-29-12)
 Lost a double overtime game ----- N/A
 Won a triple overtime game ----- 91-80 Win in 3OT, 2-10-13, at Alabama
 Played consecutive OT games ----- 1-24-16 at Auburn (lost); 1-28-16 vs Florida (lost)
 Won regular season tournament ----- Bahamas Hoopfest (Nassau, Bahamas, Nov. 29-28, 2019)
 Defeated ranked team ----- vs. No. 24 Mississippi State (2-11-21)
 Defeated a ranked team on the road --- 57-53, at #19/18 LSU, 2-23-14; 77-76, #17/16 Iowa (Las Vegas), 12-18-14
 All-time SEC win streak ----- 8 games (1-15-12: Auburn through 2-15-12: at Auburn)
 All-time SEC home win streak ----- 5 games (1-15-12: Auburn -- 2-9-12: S. Carolina)

A RAZORBACK PLAYER ...

Scored 20-24 points ----- 20, Chelsea Dungee, at LSU (2-21-21)
 Scored 25-29 points ----- 29, Destiny Slocum, at LSU (2-21-21)
 Scored 30+ points ----- 38, Chelsea Dungee, Ole Miss (2-19-21)
 Scored 40+ points ----- 41, Chelsea Dungee vs Auburn, 2-10-19
 Scored 20+ points 10 times in a season ----- Chelsea Dungee (20x | 2018-19)
 ----- Chelsea Dungee (11x | 2019-20)
 ----- Chelsea Dungee (15x | 2020-21)
 Double figures in 15 cons games (Season) ----- Jessica Jackson, 11/11/16, LSU 1-8-17
 ----- Chelsea Dungee, 26 games, (2018-19 & 2019-20)
 ----- Chelsea Dungee, 29 games, (2019-20 & 2020-21)
 Five players scored double figures in 1 game ----- at No. 4 South Carolina
 ----- Dungee 22, Slocum 15, Barnum 13, Daniels 10, Ramirez 10
 Five Starters In Double Figures ----- FGCU, 11-28-20
 ----- Dungee 25, Daniels 15, Ramirez 12, Slocum 12, Thomas 11
 Seven players scored in double figures in 1 game ----- vs. Northwestern State, 11-9-18
 ----- (Tolfree, Gaulden, Monk, Thomas, Dombia, Dungee, Williams)
 Made 10+ field goals in a game ----- 11, Destiny Slocum, at LSU (2-21-21)
 Attempted 20+ field goals in a game ----- 22, Chelsea Dungee, Ole Miss (2-19-21)
 Made 10 free throws in a game ----- 14, Chelsea Dungee, Ole Miss (2-19-21)
 Made 7 or more 3-pt FG in a game ----- 7, Amber Ramirez at Auburn (1-5-20)
 Attempted 10 or more 3-pt FG in a game ----- 10, Amber Ramirez, at Auburn (2-25-21)
 Had 10-14 rebounds ----- 10, Taylah Thomas, at No.22 Georgia (1-25-21)
 Had 15-19 rebounds ----- 21, Taylah Thomas, New Orleans, 11-8-19
 Had 20+ rebounds ----- 21, Taylah Thomas, New Orleans, 11-8-19
 Had 10 offensive reb - Records go back to 05-06 ----- 11, Melissa Wolff
 ----- vs. New Orleans (1-30-15)
 Had 10+ defensive reb - Records go back to 05-06 ----- 10, Rokia Dombia, (Tulsa) 12-11-19
 Had 10+ assists ----- 10, Destiny Slocum, at Mizzou (2-4-21)
 Had 10+ assists in cons games ----- Jailyn Mason (11 vs. HBU, 12-28-16 and 10 at Ole
 ----- Miss, 1-1-17), Calli Berna (11 vs. No. 10/8 KY 2/7/13 and 11 at UA 2/10/13)
 Had 5+ blocks in a game ----- 5, Taylah Thomas, at Mizzou (2-4-21)
 Had 9+ blocks in a game ----- 9, Robyn Irwin vs. SMSU, 12-19-88 (school record)
 Had 5 or more steals in a game ----- 5, Chelsea Dungee, @ Tennessee (1-7-21)
 Had a double-double ----- 22 Points, 10 Assists, Destiny Slocum, at Mizzou (2-4-21)
 Had a double-double in two cons games ----- Taylah Thomas, New Orleans & McNeese State, 11-8/11-11-19
 ----- 10 & 21/11 & 11
 Had two players record a double-double ----- Kiara Williams (12 pts/16 reb) &
 ----- Malica Monk (10 pts/10 reb)., Grambling State, 12-28-17
 Had seven double-doubles in a season ----- Devin Cosper, 2017-18
 ----- (SHSU, ORU, NMSU, Char., Tulsa, OM, AL)
 Had 10+ double-doubles in a season ----- 2006-07, Lauren Ervin (14)
 Had a triple-double ----- 14 pts, 13 reb, 12 asts, C'eira Ricketts vs. Auburn (1-18-09)

MORE ABOUT MIKE

Hometown: Greenwood, Ark. (Greenwood HS)
 Family: Daughter Abby; Sons Alec & Bowen
 Alma Mater: Arkansas, 1993

NEIGHBORS BY THE NUMBERS

- 175 Wins (175-89, 8 seasons)
- 11 Players drafted in the WNBA
- 10 Signed McDonalds' All-Americans
- 8 Years as a head coach
- 4 Postseason appearances
- 1 Final Four appearance



LEARN MORE

Sign up for Mike Neighbors' news-letter and listen to his podcasts at CoachNeighbors.com

NABES FAVES

TOP 10 MOVIES

1. A Few Good Men
2. The Hunt For Red October
3. The Silence Of The Lambs
4. Hoosiers
5. Pretty Woman
6. Moneyball
7. Top Gun
8. JFK
9. The Lion King
10. Purple Rain

See the entire list here: <http://imdb.com/to/2royaE0>

TOP 10 SONGS

1. Sweet Child O' Mine (Guns N' Roses)
2. You Shook Me All Night Long (AC/DC)
3. Man In The Mirror (Michael Jackson)
4. Amarillo By Morning (George Strait)
5. Jessie's Girl (Rick Springfield)
6. Hysteria (Def Leppard)
7. Fishin' In The Dark (Nitty Gritty Dirt Band)
8. The Ballad of Curtis Loew (Lynyrd Skynyrd)
9. Wanted Dead Or Alive (Bon Jovi)
10. Let's Go Crazy (Prince)

TOP 10 TV SHOWS

1. West Wing (first three seasons)
2. The Wire
3. Breaking Bad
4. Seinfeld
5. The Newsroom
6. Prison Break
7. Arrested Development
8. Game of Thrones
9. The Sopranos
10. The Goldbergs

Entire list: <http://www.imdb.com/list/ls009377912/>



MIKE NEIGHBORS

THE MOST INTERESTING COACH IN COLLEGE BASKETBALL

Fourth Season | Career Record: 175-89 (8) | Arkansas Record: 77-48 (4)

In just three years after his homecoming, Arkansas Women's Basketball Head Coach Mike Neighbors has successfully turned the Razorbacks into one of the premier programs in women's college hoops. His three years on the Hill as the program's leader have arguably been the best stretch in the history of Razorback Women's Basketball. Neighbors' success goes beyond what he has done for the Razorbacks, though - the Arkansas native has the most wins, 157, of any NCAA Division I Head Coach that has led a program for seven or fewer seasons.

Neighbors enters his fourth season coming off the best year for the Hogs ever in the Southeastern Conference, as his 2019-20 Hogs became the only squad to ever win 12 games in the SEC between the regular season and the conference tournament. The 2019-20 team was also one of just two teams to ever win 10 games in the league, while his most recent squad was one of just three Razorback teams in the SEC era to finish above .500 in conference play. With their 10-6 record in 2020, the Hogs finished tied for third place in the conference, the best-ever conference finish for Arkansas Women's Basketball. If not for the shortened season, Neighbors would have guided his Hogs back to the NCAA Tournament.

Arkansas was fantastic in all areas important to Neighbors' offensive philosophy this past season, as the Hogs finished the season as the NCAA's leader in free throws made (512), while also finishing third in total threes made (314) and fewest turnovers per game (11.0). The Razorbacks' mark in three pointers made this past season is a new SEC record, one they also broke in Neighbors' second season on the Hill.

TIMELINE

- Bentonville HS Head Coach 1994-98
- Cabot HS Head Coach 1998-99
- Arkansas Director of Ops 1999-01
- Tulsa Univ. Assistant Coach 2001-05
- Univ. of Colorado Assistant Coach 2005-06
- Univ. of Arkansas Assistant Coach 2006-07
- Xavier Assistant Coach 2007-2011
- Univ. of Washington Assistant Coach 2011-13
- Univ. of Washington Head Coach 2013-17
- Univ. of Arkansas Head Coach 2017-present

COACHING HISTORY

University of Washington	Year	Overall	Pac-12	Finish
	2013-14	20-14 (.588)	10-8 (.556)	6
	2014-15	23-10 (.697)	11-7 (.611)	5
	2015-16	26-11 (.703)	11-7 (.611)	5
	2016-17	29-6 (.829)	15-3 (.833)	T-2
UW		98-41 (.705)	47-25 (.662)	

University of Arkansas	Year	Overall	SEC	Finish
	2017-18	13-18 (.419)	3-13 (.188)	T-11
	2018-19	22-15 (.611)	6-10 (.375)	10
	2019-20	24-8 (.750)	10-6 (.625)	T3
	2020-21	18-7 (.720)	8-6 (.571)	
Ark		77-48 (.616)	27-36 (.428)	
Totals		175-89 (.663)	74-60 (.552)	8 yrs

PLAYER DEVELOPMENT

YEAR	UNIVERSITY	PLAYER	ROUND	OVERALL	TEAM	NOTE
2017	Washington	Kelsey Plum	1	1	San Antonio Stars	@
	Washington	Chantel Osahor	2	21	Chicago Sky	@
2016	Washington	Talia Walton	3	29	Los Angeles Sparks	@
2011	Xavier	Amber Harris	1	4	Minnesota Lynx	#
	Xavier	Ta'Shia Phillips	1	8	Atlanta Dream	#
	TAMU/UAFS	Tanisha Smith	2	22	Seattle Storm	#
	Colorado	Brittany Spears	2	19	Phoenix Mercury	*
2009	Arkansas	Shameka Christon	1	5	New York Liberty	#
2008	Arkansas	Lauren Ervin	3	37	Connecticut Sun	#
2006	Tulsa	Megan Moody	-	-	Houston Comets	\$
					Free Agent	#
2003	Tulsa	Allison Curtin	1	12	Houston Comets	! #
	Arkansas	Dana Cherry	2	23	Traded to Detroit Shock	
					Charlotte Sting	

*-Recruited but did not coach

!-At the school when player was drafted

@-Worked with player as a head coach

#-Worked with player as an assistant coach

\$-Worked with player as other (GA, etc)

COACHING DEVELOPMENT

Coach	w/Nabes	Now
Fred Castro	'14, '15, '16	HC Eastern Michigan
Adia Barnes	'14, '15	HC Arizona
Adam Call	'14	AC Eastern Michigan
Morgan Valley	'16	AC Arizona
Todd Schaefer	'16	AHC Arkansas
Jasmine Lister	'16	AC DePaul

THE MOST INTERESTING MAN IN COLLEGE BASKETBALL

- Grew up with a "Big Touk": Coach is lactose intolerant and often had Coke in his bottle.
- Blueberry Please: When he got old enough to make his own breakfast, Pop Tarts were a regular. He liked the chocolate ones as a kid but prefers frosted blueberry now.
- Movies: His expansive movie collection includes digital, disk and VHS copies. Did you know he used to work at BlockBuster?
- Lunch Boxes: Coach collects tin lunch boxes and has them displayed in his home. His first lunch box had KISS on it. He got it in second grade.
- Athens City Champion: Coach stumbled upon a dart tournament while on a trip to Athens, Georgia. He joined in and was one of the two-man winning team.
- Lunchboxes are just one of the many things Coach collects. Ask him about shoes, music, movies, guitars, figurines – just about anything!



NEIGHBORS VERSUS ...	Grambling State	2	0	Ole Miss	5	0	Tennessee Tech	1	0
Abilene Christian	Grand Canyon	1	0	Oral Roberts	4	0	Texas A&M	3	7
Alabama	Hartford	1	0	Oregon State	1	6	Texas Tech	1	0
Arizona State	Hawai'i	1	0	Oregon	5	3	Tulsa	3	0
Arizona	Houston	2	0	Pennsylvania	1	0	UAB	1	0
Auburn	Idaho	1	0	Pittsburgh	1	1	UAPB	1	0
Baylor	Iowa State	0	1	Portland	3	1	UC Irvine	1	0
Belmont	Jackson State	1	0	Prairie View A&M	1	0	UC Riverside	2	0
Boise State	Kansas	0	1	Saint Mary's	0	1	UCLA	4	2
BYU	Kansas State	1	0	Sam Houston State	1	0	USC	6	0
California	Kentucky	2	4	Samford	1	0	Utah	7	3
Central Arkansas	Little Rock	2	0	San Diego State	2	0	UT-Arlington	2	0
Charlotte	Louisiana-Monroe	2	0	San Diego	1	0	UTEP	0	2
Colorado State	LSU	2	2	Santa Clara	1	0	Vanderbilt	3	1
Colorado	McNeese State	1	0	Savannah State	1	0	Wake Forest	1	0
Connecticut	Maryland	1	1	Seattle	4	0	Washington State	5	3
CSUN	Miami	0	1	SMU	1	0	Weber State	1	0
DePaul	Mississippi State	1	5	South Carolina	1	6	Wisconsin	3	0
Eastern Washington	Missouri	5	4	South Dakota	2	0	Yale	1	0
Florida State	Montana State	2	0	Stanford	3	5	TOTALS	175	89
Florida	Nebraska	1	1	Stony Brook	1	0			
FGCU	New Mexico State	1	0	Syracuse	0	2			
Fordham	New Orleans	1	0	TCU	0	1			
Fresno State	Northwestern State	2	0	Tennessee	2	2			
Furman	Notre Dame	0	1	Tennessee Martin	1	0			
Georgia	Oklahoma	1	2	Tennessee State	1	0			



Arkansas Razorbacks Arkansas Combined Team Statistics (as of Feb 25, 2021) All games



RECORD:	OVERALL	HOME	AWAY	NEUTRAL
ALL GAMES	18-7	11-1	6-5	1-1
CONFERENCE	8-6	5-1	3-5	0-0
NON-CONFERENCE	10-1	6-0	3-0	1-1

##	Player	gp-gs	min	avg	Total		3-Point		F-Throw		Rebounds				pf	dq	a	to	blk	stl	pts	avg
					fg-fga	fg%	3fg-fga	3fg%	ft-fa	ft%	off	def	tot	avg								
33	DUNGEE, Chelsea	24-24	764	31.8	163-375	.435	48-123	.390	160-201	.796	19	79	98	4.1	46	0	35	62	6	35	534	22.3
12	SLOCUM, Destiny	24-24	752	31.3	140-288	.486	46-116	.397	48-67	.716	9	68	77	3.2	51	0	93	37	1	20	374	15.6
23	RAMIREZ, Amber	24-24	762	31.8	104-235	.443	65-145	.448	38-46	.826	5	63	68	2.8	36	0	35	28	5	30	311	13.0
43	DANIELS, Makayla	25-25	701	28.0	92-232	.397	39-105	.371	68-84	.810	9	59	68	2.7	65	1	59	40	4	39	291	11.6
04	BARNUM, Erynn	25-0	399	16.0	80-136	.588	1-7	.143	42-83	.506	29	81	110	4.4	51	0	10	24	20	20	203	8.1
01	DAVIS, Marquesha	23-0	286	12.4	40-90	.444	6-19	.316	25-34	.735	12	39	51	2.2	25	0	9	12	5	20	111	4.8
24	THOMAS, Taylah	25-25	549	22.0	39-78	.500	1-4	.250	34-42	.810	57	98	155	6.2	60	0	21	19	17	11	113	4.5
14	MASON, Jailyn	24-3	522	21.8	35-97	.361	21-58	.362	4-4	1.000	2	55	57	2.4	29	0	27	12	6	22	95	4.0
20	McGHEE, Destinee	6-0	30	5.0	9-17	.529	0-1	.000	2-6	.333	7	4	11	1.8	4	0	0	0	0	0	20	3.3
22	HUGHES, Avery	6-0	44	7.3	3-7	.429	3-6	.500	0-0	.000	0	2	2	0.3	2	0	5	3	0	2	9	1.5
11	LANGERMAN, Rylee	12-0	91	7.6	5-16	.313	4-10	.400	2-4	.500	2	12	14	1.2	10	0	7	9	1	1	16	1.3
25	OBBERG, Destinee	11-0	70	6.4	4-9	.444	0-0	.000	1-4	.250	5	10	15	1.4	8	0	8	11	1	1	9	0.8
30	WEAVER, Macy	6-0	32	5.3	1-2	.500	0-0	.000	1-3	.333	4	4	8	1.3	9	0	0	2	1	2	3	0.5
Team											37	58	95				9					
Total.....		25	5002		715-1582	.452	234-594	.394	425-578	.735	197	632	829	33.2	396	1	309	268	67	203	2089	83.6
Opponents.....		25	5000		693-1587	.437	160-486	.329	309-437	.707	306	728	1034	41.4	509	13	341	438	77	107	1855	74.2

TEAM STATISTICS	AR	OPP	Date	Opponent	Score	Att.
SCORING	2089	1855	11/25/20	ORAL ROBERTS	W 96-49	1428
Points per game	83.6	74.2	11/27/20	vs Wake Forest	W 98-82	0
Scoring margin	+9.4	-	11/28/20	at FGCU	W 86-80	0
FIELD GOALS-ATT	715-1582	693-1587	11/29/20	vs Maryland	L 96-115	0
Field goal pct	.452	.437	12/03/20	LA.-MONROE	W 103-50	1366
3 POINT FG-ATT	234-594	160-486	12/06/20	BAYLOR	W 83-78	2633
3-point FG pct	.394	.329	12/09/20	at SMU	W 79-47	216
3-pt FG made per game	9.4	6.4	12/13/20	CENTRAL ARK.	W 105-58	1694
FREE THROWS-ATT	425-578	309-437	12/19/20	at Little Rock	W 80-70	1061
Free throw pct	.735	.707	12/21/20	ARK.-PINE BLUFF	W 86-52	1577
F-Throws made per game	17.0	12.4	* 12/31/20	at Kentucky	L 64-75	1200
REBOUNDS	829	1034	* 01/03/21	MISSOURI	W 91-88	1821
Rebounds per game	33.2	41.4	* 01/07/21	at Tennessee	L 73-88	2143
Rebounding margin	-8.2	-	* 01/10/21	TEXAS A&M	L 73-74	2192
ASSISTS	309	341	* 01/14/21	FLORIDA	W 84-80	1449
Assists per game	12.4	13.6	* 01/18/21	at South Carolina	L 82-104	3500
TURNOVERS	268	438	* 01/25/21	at Georgia	L 73-75	701
Turnovers per game	10.7	17.5	01/28/21	UCONN	W 90-87	4400
Turnover margin	+6.8	-	* 01/31/21	AUBURN	W 77-67	2133
Assist/turnover ratio	1.2	0.8	* 02/04/21	at Missouri	W 85-80	1718
STEALS	203	107	* 02/07/21	at Texas A&M	L 67-69	954
Steals per game	8.1	4.3	* 02/11/21	MISSISSIPPI ST.	W 86-80	1707
BLOCKS	67	77	* 02/19/21	OLE MISS	W 84-74	1966
Blocks per game	2.7	3.1	* 02/21/21	at LSU	W 74-64	792
ATTENDANCE	24366	12813	* 02/25/21	at Auburn	W 74-69	528
Home games-Avg/Game	12-2030	11-1165				
Neutral site-Avg/Game	-	2-0				

* - Conference game

Score by Periods	1st	2nd	3rd	4th	Totals
Arkansas	518	511	556	504	2089
Opponents	409	445	500	501	1855



Arkansas Razorbacks Arkansas Combined Team Statistics (as of Feb 25, 2021) Conference games only



RECORD:	OVERALL	HOME	AWAY	NEUTRAL
ALL GAMES	8-6	5-1	3-5	0-0
CONFERENCE	8-6	5-1	3-5	0-0
NON-CONFERENCE	0-0	0-0	0-0	0-0

##	Player	gp-gs	min	avg	Total		3-Point		F-Throw		Rebounds				pf	dq	a	to	blk	stl	pts	avg
					fg-fga	fg%	3fg-fga	3fg%	ft-fa	ft%	off	def	tot	avg								
33	DUNGEE, Chelsea	14-14	493	35.2	100-245	.408	26-69	.377	101-121	.835	14	52	66	4.7	29	0	23	47	3	23	327	23.4
12	SLOCUM, Destiny	13-13	442	34.0	76-159	.478	27-64	.422	27-37	.730	5	29	34	2.6	31	0	56	24	1	14	206	15.8
23	RAMIREZ, Amber	13-13	453	34.8	57-134	.425	34-79	.430	22-26	.846	4	37	41	3.2	23	0	15	17	5	19	170	13.1
43	DANIELS, Makayla	14-14	397	28.4	47-116	.405	20-57	.351	27-35	.771	2	28	30	2.1	37	0	26	21	2	23	141	10.1
04	BARNUM, Erynn	14-0	225	16.1	45-67	.672	0-0	.000	18-35	.514	16	32	48	3.4	30	0	4	10	6	12	108	7.7
24	THOMAS, Taylah	14-14	317	22.6	19-37	.514	1-1	1.000	18-24	.750	29	53	82	5.9	42	0	9	13	13	4	57	4.1
14	MASON, Jailyn	14-2	300	21.4	17-54	.315	10-29	.345	2-2	1.000	2	38	40	2.9	15	0	14	7	5	12	46	3.3
01	DAVIS, Marquesha	14-0	149	10.6	10-33	.303	2-8	.250	10-11	.909	1	17	18	1.3	12	0	2	2	2	3	32	2.3
25	OBERG, Destinee	5-0	22	4.4	0-0	.000	0-0	.000	0-0	.000	0	3	3	0.6	4	0	0	3	0	0	0	0.0
11	LANGERMAN, Rylee	4-0	4	1.0	0-0	.000	0-0	.000	0-0	.000	0	2	2	0.5	1	0	0	0	0	0	0	0.0
Team											19	24	43				6					
Total.....		14	2802		371-845	.439	120-307	.391	225-291	.773	92	315	407	29.1	224	0	149	150	37	110	1087	77.6
Opponents.....		14	2800		412-879	.469	80-241	.332	183-253	.723	178	408	586	41.9	265	3	192	224	47	67	1087	77.6

TEAM STATISTICS	AR	OPP	Date	Opponent	Score	Att.
SCORING	1087	1087	* 12/31/20	at Kentucky	L 64-75	1200
Points per game	77.6	77.6	* 01/03/21	MISSOURI	w 91-88	1821
Scoring margin	+0.0	-	* 01/07/21	at Tennessee	L 73-88	2143
FIELD GOALS-ATT	371-845	412-879	* 01/10/21	TEXAS A&M	L 73-74	2192
Field goal pct	.439	.469	* 01/14/21	FLORIDA	w 84-80	1449
3 POINT FG-ATT	120-307	80-241	* 01/18/21	at South Carolina	L 82-104	3500
3-point FG pct	.391	.332	* 01/25/21	at Georgia	L 73-75	701
3-pt FG made per game	8.6	5.7	* 01/31/21	AUBURN	w 77-67	2133
FREE THROWS-ATT	225-291	183-253	* 02/04/21	at Missouri	w 85-80	1718
Free throw pct	.773	.723	* 02/07/21	at Texas A&M	L 67-69	954
F-Throws made per game	16.1	13.1	* 02/11/21	MISSISSIPPI ST.	w 86-80	1707
REBOUNDS	407	586	* 02/19/21	OLE MISS	w 84-74	1966
Rebounds per game	29.1	41.9	* 02/21/21	at LSU	w 74-64	792
Rebounding margin	-12.8	-	* 02/25/21	at Auburn	w 74-69	528
ASSISTS	149	192				
Assists per game	10.6	13.7	* - Conference game			
TURNOVERS	150	224				
Turnovers per game	10.7	16.0				
Turnover margin	+5.3	-				
Assist/turnover ratio	1.0	0.9				
STEALS	110	67				
Steals per game	7.9	4.8				
BLOCKS	37	47				
Blocks per game	2.6	3.4				
ATTENDANCE	11268	11536				
Home games-Avg/Game	6-1878	8-1442				
Neutral site-Avg/Game	-	0-0				

Score by Periods	1st	2nd	3rd	4th	Totals
Arkansas	277	272	259	279	1087
Opponents	248	253	287	299	1087



Arkansas Razorbacks Arkansas Team Game-by-Game (as of Feb 26, 2021) All games



TEAM STATISTICS

Opponent	Date	Score		Total		3-Pointers		Free throws		Rebounds				pf	a	t/o	blk	stl	pts	avg
				fg-fga	pct	3fg-fga	pct	ft-fta	pct	off	def	tot	avg							
ORAL ROBERTS	11/25/20	96-49	W	31-79	.392	8-29	.276	26-42	.619	23	30	53	53.0	15	11	9	2	18	96	96.0
vs Wake Forest	11/27/20	98-82	W	33-70	.471	11-24	.458	21-25	.840	10	27	37	45.0	24	17	10	2	5	98	97.0
at FGCU	11/28/20	86-80	W	27-66	.409	6-17	.353	26-34	.765	11	33	44	44.7	16	9	16	1	4	86	93.3
vs Maryland	11/29/20	96-115	L	33-72	.458	8-25	.320	22-29	.759	11	20	31	41.2	20	13	10	3	11	96	94.0
LA.-MONROE	12/03/20	103-50	W	36-65	.554	10-28	.357	21-29	.724	7	35	42	41.4	12	18	5	2	10	103	95.8
BAYLOR	12/06/20	83-78	W	24-65	.369	5-20	.250	30-39	.769	7	31	38	40.8	20	5	13	1	10	83	93.7
at SMU	12/09/20	79-47	W	28-63	.444	16-39	.410	7-13	.538	3	39	42	41.0	11	24	16	5	8	79	91.6
CENTRAL ARK.	12/13/20	105-58	W	40-74	.541	12-24	.500	13-18	.722	11	25	36	40.4	13	22	9	4	9	105	93.2
at Little Rock	12/19/20	80-70	W	28-52	.538	14-27	.519	10-18	.556	4	22	26	38.8	13	13	7	3	4	80	91.8
ARK.-PINE BLUFF	12/21/20	86-52	W	31-67	.463	11-31	.355	13-20	.650	10	34	44	39.3	15	18	14	5	8	86	91.2
at Kentucky	12/31/20	64-75	L	24-62	.387	5-21	.238	11-17	.647	13	15	28	38.3	12	9	10	3	5	64	88.7
MISSOURI	01/03/21	91-88	W	28-71	.394	12-34	.353	23-31	.742	11	21	32	37.8	12	14	7	2	11	91	88.9
at Tennessee	01/07/21	73-88	L	22-69	.319	9-30	.300	20-24	.833	11	25	36	37.6	11	10	10	0	8	73	87.7
TEXAS A&M	01/10/21	73-74	L	25-61	.410	14-31	.452	9-12	.750	5	23	28	36.9	14	13	9	0	8	73	86.6
FLORIDA	01/14/21	84-80	W	27-60	.450	6-14	.429	24-27	.889	6	28	34	36.7	19	10	13	2	7	84	86.5
at South Carolina	01/18/21	82-104	L	32-71	.451	7-13	.538	11-14	.786	9	20	29	36.2	19	10	9	6	6	82	86.2
at Georgia	01/25/21	73-75	L	24-65	.369	4-15	.267	21-25	.840	11	22	33	36.1	12	9	10	3	13	73	85.4
UCONN	01/28/21	90-87	W	33-64	.516	13-23	.565	11-20	.550	8	21	29	35.7	13	10	9	2	6	90	85.7
AUBURN	01/31/21	77-67	W	26-59	.441	11-32	.344	14-18	.778	5	25	30	35.4	19	17	9	2	5	77	85.2
at Missouri	02/04/21	85-80	W	30-58	.517	14-26	.538	11-16	.688	2	22	24	34.8	19	19	4	8	5	85	85.2
at Texas A&M	02/07/21	67-69	L	25-57	.439	10-26	.385	7-10	.700	2	16	18	34.0	19	11	9	3	6	67	84.3
MISSISSIPPI ST.	02/11/21	86-80	W	32-55	.582	5-11	.455	17-21	.810	5	22	27	33.7	12	7	13	2	7	86	84.4
OLE MISS	02/19/21	84-74	W	27-48	.563	5-11	.455	25-33	.758	2	23	25	33.3	21	7	15	2	11	84	84.4
at LSU	02/21/21	74-64	W	25-51	.490	8-20	.400	16-23	.696	8	26	34	33.3	16	6	19	0	12	74	84.0
at Auburn	02/25/21	74-69	W	24-58	.414	10-23	.435	16-20	.800	2	27	29	33.2	19	7	13	4	6	74	83.6
Arkansas		2089		715-1582	.452	234-594	.394	425-578	.735	197	632	829	33.2	396	309	268	67	203	2089	83.6
Opponents		1855		693-1587	.437	160-486	.329	309-437	.707	306	728	1034	41.4	509	341	438	77	107	1855	74.2

Games played: 25
Points/game: 83.6
FG Pct: 45.2
3FG Pct: 39.4
FT Pct: 73.5

Rebounds/game: 33.2
Assists/game: 12.4
Turnovers/game: 10.7
Assist/turnover ratio: 1.2
Steals/game: 8.1
Blocks/game: 2.7



Arkansas Razorbacks
Arkansas Category Leaders (as of Feb 26, 2021)
All games



Points	G	Pts	Pts/G	Scoring Average	G	Pts	Avg/G
DUNGEE, Chelsea	24	534	22.3	DUNGEE, Chelsea	24	534	22.3
SLOCUM, Destiny	24	374	15.6	SLOCUM, Destiny	24	374	15.6
RAMIREZ, Amber	24	311	13.0	RAMIREZ, Amber	24	311	13.0
DANIELS, Makayla	25	291	11.6	DANIELS, Makayla	25	291	11.6
BARNUM, Erynn	25	203	8.1	BARNUM, Erynn	25	203	8.1
THOMAS, Taylah	25	113	4.5	DAVIS, Marquesha	23	111	4.8
DAVIS, Marquesha	23	111	4.8	THOMAS, Taylah	25	113	4.5
MASON, Jailyn	24	95	4.0	MASON, Jailyn	24	95	4.0
McGHEE, Destinee	6	20	3.3	McGHEE, Destinee	6	20	3.3
LANGERMAN, Rylee	12	16	1.3	HUGHES, Avery	6	9	1.5
OBERG, Destinee	11	9	0.8	LANGERMAN, Rylee	12	16	1.3
HUGHES, Avery	6	9	1.5	OBERG, Destinee	11	9	0.8

FG Percentage	FG	Att	Pct	Field Goal Attempts	G	Att	Att/G
BARNUM, Erynn	80	136	.588	DUNGEE, Chelsea	24	375	15.6
McGHEE, Destinee	9	17	.529	SLOCUM, Destiny	24	288	12.0
WEAVER, Macy	1	2	.500	RAMIREZ, Amber	24	235	9.8
THOMAS, Taylah	39	78	.500	DANIELS, Makayla	25	232	9.3
SLOCUM, Destiny	140	288	.486	BARNUM, Erynn	25	136	5.4
DAVIS, Marquesha	40	90	.444				
OBERG, Destinee	4	9	.444	Field Goals Made	G	Made	Made/G
RAMIREZ, Amber	104	235	.443	DUNGEE, Chelsea	24	163	6.8
DUNGEE, Chelsea	163	375	.435	SLOCUM, Destiny	24	140	5.8
HUGHES, Avery	3	7	.429	RAMIREZ, Amber	24	104	4.3
DANIELS, Makayla	92	232	.397	DANIELS, Makayla	25	92	3.7
MASON, Jailyn	35	97	.361	BARNUM, Erynn	25	80	3.2

3-Point Percentage	3FG	Att	Pct	3-Point FG Attempts	G	Att	Att/G
HUGHES, Avery	3	6	.500	RAMIREZ, Amber	24	145	6.0
RAMIREZ, Amber	65	145	.448	DUNGEE, Chelsea	24	123	5.1
LANGERMAN, Rylee	4	10	.400	SLOCUM, Destiny	24	116	4.8
SLOCUM, Destiny	46	116	.397	DANIELS, Makayla	25	105	4.2
DUNGEE, Chelsea	48	123	.390	MASON, Jailyn	24	58	2.4
DANIELS, Makayla	39	105	.371				
MASON, Jailyn	21	58	.362	3-Point FG Made	G	Made	Made/G
DAVIS, Marquesha	6	19	.316	RAMIREZ, Amber	24	65	2.7
THOMAS, Taylah	1	4	.250	DUNGEE, Chelsea	24	48	2.0
BARNUM, Erynn	1	7	.143	SLOCUM, Destiny	24	46	1.9
McGHEE, Destinee	0	1	.000	DANIELS, Makayla	25	39	1.6
				MASON, Jailyn	24	21	0.9

Free Throw Percent	FG	Att	Pct	Free Throw Attempts	G	Att	Att/G
MASON, Jailyn	4	4	1.000	DUNGEE, Chelsea	24	201	8.4
RAMIREZ, Amber	38	46	.826	DANIELS, Makayla	25	84	3.4
DANIELS, Makayla	68	84	.810	BARNUM, Erynn	25	83	3.3
THOMAS, Taylah	34	42	.810	SLOCUM, Destiny	24	67	2.8
DUNGEE, Chelsea	160	201	.796	RAMIREZ, Amber	24	46	1.9
DAVIS, Marquesha	25	34	.735				
SLOCUM, Destiny	48	67	.716	Free Throws Made	G	Made	Made/G
BARNUM, Erynn	42	83	.506	DUNGEE, Chelsea	24	160	6.7
LANGERMAN, Rylee	2	4	.500	DANIELS, Makayla	25	68	2.7
McGHEE, Destinee	2	6	.333	SLOCUM, Destiny	24	48	2.0
WEAVER, Macy	1	3	.333	BARNUM, Erynn	25	42	1.7
OBERG, Destinee	1	4	.250	RAMIREZ, Amber	24	38	1.6



Arkansas Razorbacks
Arkansas Category Leaders (as of Feb 26, 2021)
All games



Rebounds	G	Reb	Reb/G
THOMAS, Taylah	25	155	6.2
BARNUM, Erynn	25	110	4.4
DUNGEE, Chelsea	24	98	4.1
SLOCUM, Destiny	24	77	3.2
DANIELS, Makayla	25	68	2.7
RAMIREZ, Amber	24	68	2.8

Rebound Average	G	Reb	Avg/G
THOMAS, Taylah	25	155	6.2
BARNUM, Erynn	25	110	4.4
DUNGEE, Chelsea	24	98	4.1
SLOCUM, Destiny	24	77	3.2
RAMIREZ, Amber	24	68	2.8

Offensive Rebounds	G	No.	Avg/G
THOMAS, Taylah	25	57	2.3
BARNUM, Erynn	25	29	1.2
DUNGEE, Chelsea	24	19	0.8
DAVIS, Marquesha	23	12	0.5
SLOCUM, Destiny	24	9	0.4
DANIELS, Makayla	25	9	0.4

Defensive Rebounds	G	No.	Avg/G
THOMAS, Taylah	25	98	3.9
BARNUM, Erynn	25	81	3.2
DUNGEE, Chelsea	24	79	3.3
SLOCUM, Destiny	24	68	2.8
RAMIREZ, Amber	24	63	2.6

Fouls	G	No.	Per/G
DANIELS, Makayla	25	65	2.6
THOMAS, Taylah	25	60	2.4
SLOCUM, Destiny	24	51	2.1
BARNUM, Erynn	25	51	2.0
DUNGEE, Chelsea	24	46	1.9

Foulsouts	G	No.
DANIELS, Makayla	25	1

Assists	G	No.	Ast/G
SLOCUM, Destiny	24	93	3.9
DANIELS, Makayla	25	59	2.4
DUNGEE, Chelsea	24	35	1.5
RAMIREZ, Amber	24	35	1.5
MASON, Jailyn	24	27	1.1

Steals	G	No.	Stl/G
DANIELS, Makayla	25	39	1.6
DUNGEE, Chelsea	24	35	1.5
RAMIREZ, Amber	24	30	1.3
MASON, Jailyn	24	22	0.9
BARNUM, Erynn	25	20	0.8
DAVIS, Marquesha	23	20	0.9
SLOCUM, Destiny	24	20	0.8

Blocked Shots	G	No.	Blk/G
BARNUM, Erynn	25	20	0.8
THOMAS, Taylah	25	17	0.7
DUNGEE, Chelsea	24	6	0.3
MASON, Jailyn	24	6	0.3
RAMIREZ, Amber	24	5	0.2
DAVIS, Marquesha	23	5	0.2

Minutes	G	No.	Min/G
DUNGEE, Chelsea	24	764	31.8
RAMIREZ, Amber	24	762	31.8
SLOCUM, Destiny	24	752	31.3
DANIELS, Makayla	25	701	28.0
THOMAS, Taylah	25	549	22.0

Turnovers	G	No.	TO/G
DUNGEE, Chelsea	24	62	2.6
DANIELS, Makayla	25	40	1.6
SLOCUM, Destiny	24	37	1.5
RAMIREZ, Amber	24	28	1.2
BARNUM, Erynn	25	24	1.0



Arkansas Razorbacks Arkansas Points-Rebounds-Assists (as of Feb 26, 2021) All games



Opponent	Date	Score	01		04		11		12		14		23		24	
			DAVIS,MARO	BARNUM,ERY	LANGERMAN,	SLOCUM,DES	MASON,JAIL	RAMIREZ,AM	THOMAS,TAY							
ORAL ROBERTS	11/25/20	96-49	w	11-11-1	14-4-1	3-4-0	22-0-3	2-1-0	3-0-1	4-13-3						
vs Wake Forest	11/27/20	98-82	w	0-2-1	12-5-1	0-1-0	16-4-2	2-1-3	22-3-2	11-9-1						
at FGCU	11/28/20	86-80	w	2-2-0	9-4-0	DNP	12-6-5	0-2-0	12-2-0	11-10-2						
vs Maryland	11/29/20	96-115	L	15-4-0	4-5-0	2-0-0	16-3-4	10-1-0	4-4-3	3-2-2						
LA.-MONROE	12/03/20	103-50	w	14-3-0	17-8-1	4-0-0	18-3-3	5-1-2	11-1-3	2-8-0						
BAYLOR	12/06/20	83-78	w	8-4-0	0-2-0	DNP	14-7-2	0-3-1	23-6-0	0-5-1						
at SMU	12/09/20	79-47	w	DNP	7-8-1	4-2-0	9-4-5	5-2-4	18-2-2	4-8-0						
CENTRAL ARK.	12/13/20	105-58	w	DNP	7-6-1	0-4-4	22-5-4	16-2-2	14-2-5	5-3-1						
at Little Rock	12/19/20	80-70	w	7-0-3	8-6-0	DNP	16-5-4	9-2-0	10-2-2	1-3-0						
ARK.-PINE BLUFF	12/21/20	86-52	w	15-4-2	13-10-1	3-1-3	18-1-3	0-2-1	2-3-1	11-5-1						
at Kentucky	12/31/20	64-75	L	0-1-0	11-5-0	DNP	12-3-6	0-3-2	11-3-1	1-6-0						
MISSOURI	01/03/21	91-88	w	3-0-1	5-6-1	DNP	10-1-3	9-5-2	17-4-2	6-5-1						
at Tennessee	01/07/21	73-88	L	0-3-0	0-3-0	DNP	17-5-2	0-2-0	15-3-1	2-4-1						
TEXAS A&M	01/10/21	73-74	L	2-3-0	6-3-0	0-2-0	13-3-6	13-0-1	DNP	2-6-1						
FLORIDA	01/14/21	84-80	w	0-0-0	2-0-0	DNP	17-5-2	0-4-1	12-3-0	9-8-2						
at South Carolina	01/18/21	82-104	L	3-3-1	13-3-0	DNP	15-4-5	0-0-1	10-3-0	9-6-1						
at Georgia	01/25/21	73-75	L	4-0-0	15-4-0	DNP	11-0-5	3-4-0	2-2-3	0-10-0						
UCONN	01/28/21	90-87	w	7-3-0	4-4-0	0-0-0	5-5-2	DNP	22-2-1	4-7-1						
AUBURN	01/31/21	77-67	w	4-1-0	4-0-2	0-0-0	14-4-3	8-5-4	19-4-3	5-9-2						
at Missouri	02/04/21	85-80	w	2-0-0	6-3-0	DNP	22-3-10	5-2-1	17-2-4	2-7-0						
at Texas A&M	02/07/21	67-69	L	5-0-0	10-3-0	DNP	4-1-4	0-1-1	21-1-0	2-3-1						
MISSISSIPPI ST.	02/11/21	86-80	w	0-2-0	9-4-0	0-0-0	26-0-4	2-4-1	12-3-0	6-6-0						
OLE MISS	02/19/21	84-74	w	7-3-0	7-4-1	0-0-0	DNP	3-6-0	19-4-0	3-1-0						
at LSU	02/21/21	74-64	w	0-0-0	12-4-0	DNP	29-3-2	0-2-0	0-6-1	7-7-0						
at Auburn	02/25/21	74-69	w	2-2-0	8-6-0	DNP	16-2-4	3-2-0	15-3-0	3-4-0						

Opponent	Date	Score	25		33		43	
			OBERG,DEST	DUNGEE,CHE	DANIELS,MA			
ORAL ROBERTS	11/25/20	96-49	w	2-2-0	17-3-1	14-6-1		
vs Wake Forest	11/27/20	98-82	w	DNP	17-6-2	18-3-5		
at FGCU	11/28/20	86-80	w	DNP	25-6-0	15-7-2		
vs Maryland	11/29/20	96-115	L	3-1-1	18-3-0	21-4-3		
LA.-MONROE	12/03/20	103-50	w	0-6-2	15-2-1	11-2-4		
BAYLOR	12/06/20	83-78	w	DNP	22-1-0	16-3-1		
at SMU	12/09/20	79-47	w	0-0-2	12-3-3	13-3-7		
CENTRAL ARK.	12/13/20	105-58	w	2-0-1	26-1-0	7-3-3		
at Little Rock	12/19/20	80-70	w	DNP	18-4-2	11-3-2		
ARK.-PINE BLUFF	12/21/20	86-52	w	2-3-2	DNP	13-3-2		
at Kentucky	12/31/20	64-75	L	DNP	20-3-0	9-1-0		
MISSOURI	01/03/21	91-88	w	DNP	25-4-2	16-5-2		
at Tennessee	01/07/21	73-88	L	0-1-0	30-7-3	9-2-3		
TEXAS A&M	01/10/21	73-74	L	0-0-0	21-4-2	16-1-3		
FLORIDA	01/14/21	84-80	w	0-2-0	33-4-3	11-4-2		
at South Carolina	01/18/21	82-104	L	0-0-0	22-5-1	10-1-1		
at Georgia	01/25/21	73-75	L	DNP	25-8-0	13-3-1		
UCONN	01/28/21	90-87	w	DNP	37-3-3	11-1-3		
AUBURN	01/31/21	77-67	w	DNP	16-5-3	7-1-0		
at Missouri	02/04/21	85-80	w	DNP	27-5-0	4-0-4		
at Texas A&M	02/07/21	67-69	L	0-0-0	12-7-2	13-2-3		
MISSISSIPPI ST.	02/11/21	86-80	w	DNP	22-5-1	9-2-1		
OLE MISS	02/19/21	84-74	w	DNP	38-2-4	7-1-2		
at LSU	02/21/21	74-64	w	DNP	20-3-1	6-5-2		
at Auburn	02/25/21	74-69	w	DNP	16-4-1	11-2-2		



Arkansas Razorbacks
Arkansas Player High/Low Analysis (as of Feb 26, 2021)
All games



Arkansas - INDIVIDUAL GAME HIGHS

Points	38		DUNGEE, Chelsea vs Ole Miss (02/19/21)
	37		DUNGEE, Chelsea vs UConn (01/28/21)
	33		DUNGEE, Chelsea vs Florida (01/14/21)
	30		DUNGEE, Chelsea at Tennessee (01/07/21)
	29		SLOCUM, Destiny at LSU (02/21/21)
Field Goals Made	13		DUNGEE, Chelsea vs UConn (01/28/21)
	11		SLOCUM, Destiny at LSU (02/21/21)
	11		DUNGEE, Chelsea vs Ole Miss (02/19/21)
	11		SLOCUM, Destiny vs Mississippi St. (02/11/21)
Field Goal Att.	26		DUNGEE, Chelsea at Tennessee (01/07/21)
	22		DUNGEE, Chelsea vs Ole Miss (02/19/21)
	22		DUNGEE, Chelsea at Georgia (01/25/21)
	22		DUNGEE, Chelsea vs Missouri (01/03/21)
FG Pct (min 5 made)	1.000	(5-5)	DANIELS, Makayla vs Florida (01/14/21)
	.833	(5-6)	BARNUM, Erynn at Kentucky (12/31/20)
3-Point FG Made	6		SLOCUM, Destiny at Missouri (02/04/21)
	6		RAMIREZ, Amber at SMU (12/09/20)
3-Point FG Att.	15		RAMIREZ, Amber vs Auburn (01/31/21)
	14		RAMIREZ, Amber at SMU (12/09/20)
3-Pt FG Pct (min 2 made)	1.000	(3-3)	DUNGEE, Chelsea vs Central Ark. (12/13/20)
	1.000	(2-2)	RAMIREZ, Amber vs Mississippi St. (02/11/21)
	1.000	(2-2)	DUNGEE, Chelsea at South Carolina (01/18/21)
	1.000	(2-2)	HUGHES, Avery vs Ark.-Pine Bluff (12/21/20)
Free Throws Made	17		DUNGEE, Chelsea vs Florida (01/14/21)
	14		DUNGEE, Chelsea vs Ole Miss (02/19/21)
Free Throw Att.	17		DUNGEE, Chelsea vs Ole Miss (02/19/21)
	17		DUNGEE, Chelsea vs Florida (01/14/21)
FT Pct (min 3 made)	1.000	(17-17)	DUNGEE, Chelsea vs Florida (01/14/21)
	1.000	(8-8)	DUNGEE, Chelsea at Missouri (02/04/21)
	1.000	(6-6)	DANIELS, Makayla vs La.-Monroe (12/03/20)
	1.000	(6-6)	DANIELS, Makayla vs Oral Roberts (11/25/20)
	1.000	(5-5)	DANIELS, Makayla vs Baylor (12/06/20)
	1.000	(5-5)	THOMAS, Taylah at FGCU (11/28/20)
	1.000	(4-4)	BARNUM, Erynn at Auburn (02/25/21)
	1.000	(4-4)	DANIELS, Makayla vs Auburn (01/31/21)
	1.000	(4-4)	THOMAS, Taylah at South Carolina (01/18/21)
	1.000	(4-4)	DUNGEE, Chelsea vs Texas A&M (01/10/21)
	1.000	(4-4)	RAMIREZ, Amber at FGCU (11/28/20)
	1.000	(3-3)	DAVIS, Marquesha vs Ole Miss (02/19/21)
	1.000	(3-3)	BARNUM, Erynn vs Mississippi St. (02/11/21)
	1.000	(3-3)	SLOCUM, Destiny at Georgia (01/25/21)
	1.000	(3-3)	THOMAS, Taylah vs Ark.-Pine Bluff (12/21/20)
1.000	(3-3)	BARNUM, Erynn vs Central Ark. (12/13/20)	
1.000	(3-3)	SLOCUM, Destiny vs Central Ark. (12/13/20)	
1.000	(3-3)	DANIELS, Makayla at SMU (12/09/20)	
Rebounds	13		THOMAS, Taylah vs Oral Roberts (11/25/20)
	11		DAVIS, Marquesha vs Oral Roberts (11/25/20)
Assists	10		SLOCUM, Destiny at Missouri (02/04/21)
	7		DANIELS, Makayla at SMU (12/09/20)
Steals	5		DUNGEE, Chelsea at Tennessee (01/07/21)
	5		DAVIS, Marquesha vs Oral Roberts (11/25/20)
Blocked Shots	5		THOMAS, Taylah at Missouri (02/04/21)
	3		RAMIREZ, Amber at South Carolina (01/18/21)



Arkansas Razorbacks
Arkansas Player High/Low Analysis (as of Feb 26, 2021)
Conference games only



Arkansas - INDIVIDUAL GAME HIGHS

Points	38		DUNGEE, Chelsea vs Ole Miss (02/19/21)
	33		DUNGEE, Chelsea vs Florida (01/14/21)
	30		DUNGEE, Chelsea at Tennessee (01/07/21)
	29		SLOCUM, Destiny at LSU (02/21/21)
	27		DUNGEE, Chelsea at Missouri (02/04/21)
Field Goals Made	11		SLOCUM, Destiny at LSU (02/21/21)
	11		DUNGEE, Chelsea vs Ole Miss (02/19/21)
	11		SLOCUM, Destiny vs Mississippi St. (02/11/21)
Field Goal Att.	26		DUNGEE, Chelsea at Tennessee (01/07/21)
	22		DUNGEE, Chelsea vs Ole Miss (02/19/21)
	22		DUNGEE, Chelsea at Georgia (01/25/21)
	22		DUNGEE, Chelsea vs Missouri (01/03/21)
FG Pct (min 5 made)	1.000	(5-5)	DANIELS, Makayla vs Florida (01/14/21)
	.833	(5-6)	BARNUM, Erynn at Kentucky (12/31/20)
3-Point FG Made	6		SLOCUM, Destiny at Missouri (02/04/21)
	5		RAMIREZ, Amber at Auburn (02/25/21)
	5		SLOCUM, Destiny at LSU (02/21/21)
	5		RAMIREZ, Amber at Texas A&M (02/07/21)
	5		RAMIREZ, Amber at Missouri (02/04/21)
	5		RAMIREZ, Amber vs Auburn (01/31/21)
	5		DUNGEE, Chelsea vs Texas A&M (01/10/21)
3-Point FG Att.	15		RAMIREZ, Amber vs Auburn (01/31/21)
	11		DUNGEE, Chelsea vs Missouri (01/03/21)
3-Pt FG Pct (min 2 made)	1.000	(2-2)	RAMIREZ, Amber vs Mississippi St. (02/11/21)
	1.000	(2-2)	DUNGEE, Chelsea at South Carolina (01/18/21)
Free Throws Made	17		DUNGEE, Chelsea vs Florida (01/14/21)
	14		DUNGEE, Chelsea vs Ole Miss (02/19/21)
Free Throw Att.	17		DUNGEE, Chelsea vs Ole Miss (02/19/21)
	17		DUNGEE, Chelsea vs Florida (01/14/21)
	1.000	(17-17)	DUNGEE, Chelsea vs Florida (01/14/21)
FT Pct (min 3 made)	1.000	(8-8)	DUNGEE, Chelsea at Missouri (02/04/21)
	1.000	(4-4)	BARNUM, Erynn at Auburn (02/25/21)
	1.000	(4-4)	DANIELS, Makayla vs Auburn (01/31/21)
	1.000	(4-4)	THOMAS, Taylah at South Carolina (01/18/21)
	1.000	(4-4)	DUNGEE, Chelsea vs Texas A&M (01/10/21)
	1.000	(3-3)	DAVIS, Marquesha vs Ole Miss (02/19/21)
	1.000	(3-3)	BARNUM, Erynn vs Mississippi St. (02/11/21)
	1.000	(3-3)	SLOCUM, Destiny at Georgia (01/25/21)
Rebounds	10		THOMAS, Taylah at Georgia (01/25/21)
	9		THOMAS, Taylah vs Auburn (01/31/21)
Assists	10		SLOCUM, Destiny at Missouri (02/04/21)
	6		SLOCUM, Destiny vs Texas A&M (01/10/21)
	6		SLOCUM, Destiny at Kentucky (12/31/20)
Steals	5		DUNGEE, Chelsea at Tennessee (01/07/21)
	4		SLOCUM, Destiny at LSU (02/21/21)
	4		DANIELS, Makayla vs Texas A&M (01/10/21)
	4		RAMIREZ, Amber vs Missouri (01/03/21)
Blocked Shots	5		THOMAS, Taylah at Missouri (02/04/21)
	3		RAMIREZ, Amber at South Carolina (01/18/21)
Turnovers	7		DUNGEE, Chelsea at Auburn (02/25/21)
	6		DUNGEE, Chelsea at LSU (02/21/21)
	6		DUNGEE, Chelsea vs Texas A&M (01/10/21)
Fouls	4		SLOCUM, Destiny at Auburn (02/25/21)



| Marquesha Davis | So. | 6-0 | G | McGehee, Ark. (Springdale HS)

SEASON HIGHS

Points	15	UAPB	12-21-20*
FG Made	6	UAPB	12-21-20*
FG Att.	13	UAPB	12-21-20
3FG Made	1	No. 3 UConn	1-28-21*
3FG Att.	4	UAPB	12-21-20
FT Made	3	Ole Miss	2-19-21*
FT Att.	6	Oral Roberts	11-25-20
Off. Reb.	4	Oral Roberts	11-25-20
Def. Reb.	7	Oral Roberts	11-25-20
Rebounds	11	Oral Roberts	11-25-20
Assists	3	@ Little Rock	12-20-20
Blocks	2	UAPB	12-21-20
Steals	5	Oral Roberts	11-25-20
Minutes	26	UAPB	12-21-20

CAREER HIGHS

Points	15	UAPB	12-21-20*
FG Made	6	UAPB	12-21-20*
FG Att.	13	UAPB	12-21-20
3FG Made	1	No. 3 UConn	1-28-21*
3FG Att.	4	UAPB	12-21-20
FT Made	3	Ole Miss	2-19-21*
FT Att.	6	Oral Roberts	11-25-20
Off. Reb.	4	Oral Roberts	11-25-20
Def. Reb.	7	Oral Roberts	11-25-20
Rebounds	11	Oral Roberts	11-25-20
Assists	3	@ Little Rock	12-20-20
Blocks	2	UAPB	12-21-20*
Steals	5	Oral Roberts	11-25-20
Minutes	26	UAPB	12-21-20*

SEASON | CAREER SUPERLATIVES

Stat	'19-20	'20-21	Career
Double Figure Pts	-	4	4
Double Figure Rebs	-	1	1
Double-Doubles	-	1	1
5 + Assists	-	-	-
5 + Blocks	-	-	-
5 + Steals	-	1	1
Led Team in Pts	-	-	-
Led Team in Reb	-	-	-
20 + Points	-	-	-

NOTES

- Matched her career-high against UAPB, scoring 15 points
- Scored a career-high 15 points against No. 12 Maryland
- Recorded first-career double-double against Oral Roberts
- Posted 11 points against the Golden Eagles
- Was solid against McNeese State last season, dropping seven points while grabbing five rebounds
- Played eight minutes during her Arkansas debut, recording a point and two rebounds
- Honored as a First-Team All-USA Arkansas Girls Basketball selection after averaging 21.3 points and 10 rebounds a game as a senior
- Eclipsed 1,000 career points as a junior and broke Springdale High's single-season scoring and rebounding records in 2017-18

Opponent	Date	gs	min	Total		3-Pointers		Free throws		Rebounds				pf	a	t/o	blk	stl	pts	avg
				fg-fga	pct	3fg-fga	pct	ft-fa	pct	off	def	tot	avg							
ORAL ROBERTS	11/25/20	18	4-9	.444	0-0	.000	3-6	.500	4	7	11	11.0	0	1	0	0	5	11	11.0	
vs Wake Forest	11/27/20	11	0-2	.000	0-0	.000	0-0	.000	1	1	2	6.5	2	1	2	0	1	0	5.5	
at FGCU	11/28/20	4	0-2	.000	0-0	.000	2-2	1.000	1	1	2	5.0	0	0	0	0	0	2	4.3	
vs Maryland	11/29/20	17	6-9	.667	1-2	.500	2-4	.500	2	2	4	4.8	2	0	1	0	3	15	7.0	
LA-MONROE	12/03/20	20	5-9	.556	1-3	.333	3-5	.600	0	3	3	4.4	3	0	1	1	3	14	8.4	
BAYLOR	12/06/20	16	4-7	.571	0-1	.000	0-0	.000	0	4	4	4.3	1	0	1	0	4	8	8.3	
at Little Rock	12/19/20	11	2-2	1.000	0-0	.000	3-4	.750	0	0	0	3.7	2	3	0	0	0	7	8.1	
ARK-PINE BLUFF	12/21/20	26	6-13	.462	1-4	.250	2-2	1.000	2	2	4	3.8	2	2	1	2	1	15	9.0	
at Kentucky	12/31/20	3	0-1	.000	0-0	.000	0-0	.000	0	1	1	3.4	0	0	0	0	0	0	8.0	
MISSOURI	01/03/21	9	1-1	1.000	1-1	1.000	0-0	.000	0	0	0	3.1	2	1	0	0	0	3	7.5	
at Tennessee	01/07/21	13	0-2	.000	0-1	.000	0-0	.000	1	2	3	3.1	0	0	0	0	0	0	6.8	
TEXAS A&M	01/10/21	17	0-1	.000	0-1	.000	2-2	1.000	0	3	3	3.1	1	0	0	0	0	2	6.4	
FLORIDA	01/14/21	3	0-2	.000	0-0	.000	0-0	.000	0	0	0	2.8	1	0	0	0	0	0	5.9	
at South Carolina	01/18/21	17	1-5	.200	1-2	.500	0-0	.000	0	3	3	2.9	0	1	0	1	1	3	5.7	
at Georgia	01/25/21	13	2-6	.333	0-1	.000	0-0	.000	0	0	0	2.7	1	0	1	0	0	4	5.6	
UCONN	01/28/21	14	3-4	.750	1-1	1.000	0-0	.000	1	2	3	2.7	1	0	4	0	0	7	5.7	
AUBURN	01/31/21	9	1-1	1.000	0-0	.000	2-2	1.000	0	1	1	2.6	0	0	0	0	0	4	5.6	
at Missouri	02/04/21	8	0-1	.000	0-1	.000	2-2	1.000	0	0	0	2.4	2	0	0	1	1	2	5.4	
at Texas A&M	02/07/21	12	2-3	.667	0-0	.000	1-2	.500	0	0	0	2.3	0	0	1	0	0	5	5.4	
MISSISSIPPI ST.	02/11/21	8	0-3	.000	0-1	.000	0-0	.000	0	2	2	2.3	1	0	0	0	0	0	5.1	
OLE MISS	02/19/21	21	2-3	.667	0-0	.000	3-3	1.000	0	3	3	2.3	3	0	0	0	0	7	5.2	
at LSU	02/21/21	3	0-0	.000	0-0	.000	0-0	.000	0	0	0	2.2	0	0	0	0	0	0	5.0	
at Auburn	02/25/21	13	1-4	.250	0-0	.000	0-0	.000	0	2	2	2.2	1	0	0	0	1	2	4.8	
Totals		0	286	40-90	.444	6-19	.316	25-34	.735	12	39	51	2.2	25	9	12	5	20	111	4.8

Games played: 23
 Minutes/game: 12.4
 Points/game: 4.8
 FG Pct: 44.4
 3FG Pct: 31.6
 FT Pct: 73.5

Rebounds/game: 2.2
 Assists/game: 0.4
 Turnovers/game: 0.5
 Assist/turnover ratio: 0.8
 Steals/game: 0.9
 Blocks/game: 0.2

CAREER STATISTICS

Season	gp-gs	min/avg	fg-fga	pct	fg-fga	pct	ft-fa	pct	off	def	tot	avg	pf	fo	ast	to	blk	stl	pts	avg
2019-20	18-0	152/8.4	16-45	.356	2-14	.143	11-24	.458	16	21	37	2.1	11	0	5	15	4	7	45	2.5
2020-21	23-0	286/12.4	40-90	.444	6-19	.316	25-34	.735	12	39	51	2.2	25	0	9	12	5	20	111	4.8
TOTAL	41-0	438/10.7	56-135	.415	8-33	.242	36-58	.621	28	60	88	2.1	36	0	14	27	9	27	156	3.8



3 Elauna Eaton | Fr. | 6-0 | G | Helena, Ark. (Nettleton HS)

SEASON HIGHS

Points	N/A
FG Made	N/A
FG Att.	N/A
3FG Made	N/A
3FG Att.	N/A
FT Made	N/A
FT Att.	N/A
Off. Reb.	N/A
Def. Reb.	N/A
Rebounds	N/A
Assists	N/A
Blocks	N/A
Steals	N/A
Minutes	N/A

NOTES

- Will miss her freshman season with a torn ACL.
- Named the Arkansas Democrat-Gazette's Player of the Year following her final high school season
- Earned a spot on the Naismith Trophy High School Girls Watch List
- Named AAA 5A All-State in 2019, while earning AAA 6A All-State Honors in 2018
- Rated as the No. 9 Guard, No. 41 Overall Player in the nation when she committed
- Averaged 23.9 points per game and 7.9 rebounds per game during her senior season.

CAREER HIGHS

(Same as Season Highs)

SEASON | CAREER SUPERLATIVES

Stat	'20-'21	Career
Double Figure Pts	-	-
Double Figure Rebs	-	-
Double-Doubles	-	-
5 + Assists	-	-
5 + Blocks	-	-
5 + Steals	-	-
Led Team in Pts	-	-
Led Team in Reb	-	-
20 + Points	-	-
30+ Points	-	-

CAREER STATISTICS



4 Erynn Barnum | RSo. | 6-2 | F | Little Rock, Ark. (Little Rock Central HS)

SEASON HIGHS

Points	17	ULM	12-3-20
FG Made	7	@ No. 22 UGA	1-25-21*
FG Att.	10	@ No. 22 UGA	1-25-21*
3FG Made	1	UAPB	12-21-20
3FG Att.	3	UAPB	12-21-20
FT Made	4	UAPB	12-21-20*
FT Att.	12	Oral Roberts	11-25-20
Off. Reb.	4	Mizzou	1-3-21
Def. Reb.	8	ULM	12-3-20
Rebounds	10	UAPB	12-21-20
Assists	2	Auburn	1-31-21
Blocks	3	UCA	12-13-20
Steals	3	@ No. 7 TAMU	2-7-21
Minutes	24	Mizzou	1-3-21

CAREER HIGHS

Points	17	ULM	12-3-20
FG Made	7	@ No. 22 UGA	1-25-21*
FG Att.	12	Georgia	1-23-20
3FG Made	1	UAPB	12-21-20*
3FG Att.	3	UAPB	12-21-20
FT Made	8	UT Martin	12-29-19
FT Att.	12	Oral Roberts	11-25-20
Off. Reb.	4	Tulsa	12-11-19
Def. Reb.	8	ULM	12-3-20*
Rebounds	12	Tulsa	12-11-19
Assists	2	Auburn	1-31-21
Blocks	4	Little Rock	12-21-19*
Steals	2	@ No. 7 TAMU	2-7-21
Minutes	25	Tulsa	12-11-19

SEASON | CAREER SUPERLATIVES

Stat	'19-20	'20-21	Career
Double Figure Pts	4	9	13
Double Figure Rebs	1	1	2
Double-Doubles	1	1	2
5+ Assists	-	-	-
5+ Blocks	-	-	-
5+ Steals	-	-	-
Led Team in Pts	1	-	1
Led Team in Reb	4	6	10
20+ Points	-	-	-

NOTES

- Followed that up with a 15 point performance against No. 22 Georgia.
- Scored 13 against No. 4 South Carolina on 60 percent shooting.
- Got into double-figures against No. 13 Kentucky on 5/6 shooting.
- Notched her first double-double of the season against UAPB
- Went for a career-high 17 points against ULM. Nearly double-doubled with eight rebounds.
- Scored 14 in the 2020-21 debut against Oral Roberts
- Matched her then-career-high against Georgia last season, going for 14 points
- Swatted a career-high four shots away against Little Rock
- Posted 14 more points against Northwestern State
- Averaged 19.4 points, 7.4 rebounds, 2.2 steals and 1.8 assists per game in her final year of high school

Opponent	Date	gs	min	Total		3-Pointers		Free throws		Rebounds				pf	a	t/o	blk	stl	pts	avg
				fg-fga	pct	3fg-fga	pct	ft-fa	pct	off	def	tot	avg							
ORAL ROBERTS	11/25/20	16	5-10	.500	0-2	.000	4-12	.333	1	3	4	4.0	0	1	0	1	2	14	14.0	
vs Wake Forest	11/27/20	16	4-6	.667	0-0	.000	4-6	.667	0	5	5	4.5	2	1	1	2	0	12	13.0	
at FGCU	11/28/20	17	3-4	.750	0-0	.000	3-6	.500	1	3	4	4.3	1	0	1	0	1	9	11.7	
vs Maryland	11/29/20	13	1-4	.250	0-0	.000	2-2	1.000	3	2	5	4.5	3	0	2	2	0	4	9.8	
LA-MONROE	12/03/20	16	7-9	.778	0-0	.000	3-5	.600	0	8	8	5.2	0	1	1	0	1	17	11.2	
BAYLOR	12/06/20	16	0-4	.000	0-0	.000	0-2	.000	1	1	2	4.7	4	0	1	1	1	0	9.3	
at SMU	12/09/20	15	3-6	.500	0-1	.000	1-1	1.000	1	7	8	5.1	1	1	3	2	0	7	9.0	
CENTRAL ARK.	12/13/20	14	2-5	.400	0-1	.000	3-3	1.000	1	5	6	5.3	1	1	1	3	1	7	8.8	
at Little Rock	12/19/20	20	4-8	.500	0-0	.000	0-2	.000	0	6	6	5.3	4	0	1	2	0	8	8.7	
ARK-PINE BLUFF	12/21/20	20	4-9	.444	1-3	.333	4-8	.500	3	7	10	5.8	2	1	1	1	1	13	9.1	
at Kentucky	12/31/20	20	5-6	.833	0-0	.000	1-2	.500	2	3	5	5.7	3	0	1	1	1	11	9.3	
MISSOURI	01/03/21	24	2-5	.400	0-0	.000	1-6	.167	4	2	6	5.8	2	1	1	1	0	5	8.9	
at Tennessee	01/07/21	9	0-3	.000	0-0	.000	0-0	.000	1	2	3	5.5	2	0	2	0	0	0	8.2	
TEXAS A&M	01/10/21	17	3-5	.600	0-0	.000	0-2	.000	0	3	3	5.4	1	0	0	0	0	6	8.1	
FLORIDA	01/14/21	4	1-1	1.000	0-0	.000	0-0	.000	0	0	0	5.0	3	0	0	0	0	2	7.7	
at South Carolina	01/18/21	16	6-10	.600	0-0	.000	1-1	1.000	2	1	3	4.9	3	0	0	1	0	13	8.0	
at Georgia	01/25/21	21	7-10	.700	0-0	.000	1-1	1.000	2	2	4	4.8	3	0	0	1	2	15	8.4	
UCONN	01/28/21	11	2-4	.500	0-0	.000	0-1	.000	2	2	4	4.8	3	0	2	0	1	4	8.2	
AUBURN	01/31/21	14	2-3	.667	0-0	.000	0-1	.000	0	0	0	4.5	3	2	1	0	0	4	7.9	
at Missouri	02/04/21	12	3-3	1.000	0-0	.000	0-2	.000	1	2	3	4.5	0	0	0	1	2	6	7.9	
at Texas A&M	02/07/21	20	4-4	1.000	0-0	.000	2-4	.500	0	3	3	4.4	2	0	2	1	3	10	8.0	
MISSISSIPPI ST.	02/11/21	14	3-4	.750	0-0	.000	3-3	1.000	1	3	4	4.4	1	0	0	0	0	9	8.0	
OLE MISS	02/19/21	21	2-3	.667	0-0	.000	3-5	.600	1	3	4	4.3	3	1	1	0	2	7	8.0	
at LSU	02/21/21	14	5-8	.625	0-0	.000	2-4	.500	2	2	4	4.3	1	0	0	0	0	12	8.1	
at Auburn	02/25/21	19	2-2	1.000	0-0	.000	4-4	1.000	0	6	6	4.4	3	0	2	0	2	8	8.1	
Totals		0	399	80-136	.588	1-7	.143	42-83	.506	29	81	110	4.4	51	10	24	20	203	8.1	

Games played: 25
 Minutes/game: 16.0
 Points/game: 8.1
 FG Pct: 58.8
 3FG Pct: 14.3
 FT Pct: 50.6

Rebounds/game: 4.4
 Assists/game: 0.4
 Turnovers/game: 1.0
 Assist/turnover ratio: 0.4
 Steals/game: 0.8
 Blocks/game: 0.8

CAREER STATISTICS

Season	gp-gs	min/avg	fg-fga	pct	fg-fga	pct	ft-fa	pct	off	def	tot	avg	pf	fo	ast	to	blk	stl	pts	avg
2019-20	27-0	304/11.3	50-98	.510	3-7	.429	31-52	.596	31	76	107	4.0	26	0	5	11	28	15	134	5.0
2020-21	25-0	399/16.0	80-136	.588	1-7	.143	42-83	.506	29	81	110	4.4	51	0	10	24	20	20	203	8.1
TOTAL	52-0	703/13.5	130-234	.556	4-14	.286	73-135	.541	60	157	217	4.2	77	0	15	35	48	35	337	6.5



|| Rylee Langerman | Fr. | 5-9 | G | Del City, Okla. (Christian Heritage HS)

SEASON HIGHS

Points	4	@ SMU	12-9-20*
FG Made	1	UAPB	12-21-20*
FG Att.	7	UAPB	12-21-20
3FG Made	1	UAPB	12-21-20*
3FG Att.	5	UAPB	12-21-20
FT Made	1	@ SMU	12-9-20*
FT Att.	2	@ SMU	12-9-20*
Off. Reb.	2	UCA	12-13-20
Def. Reb.	4	Oral Roberts	11-25-20
Rebounds	4	UCA	12-13-20*
Assists	4	UCA	12-13-20
Blocks	1	@ SMU	12-9-20
Steals	1	Maryland	11-28-20
Minutes	21	UCA	12-13-20

CAREER HIGHS

(Same as Season Highs)

SEASON | CAREER SUPERLATIVES

Stat	'20-21	Career
Double Figure Pts	-	-
Double Figure Rebs	-	-
Double-Doubles	-	-
5 + Assists	-	-
5 + Blocks	-	-
5 + Steals	-	-
Led Team in Pts	-	-
Led Team in Reb	-	-
20 + Points	-	-
30+ Points	-	-

NOTES

- Matched her career-high, scoring four points against SMU.
- Scored three points in her Arkansas' debut.
- Named the The Oklahoman's Little All City Player of the Year following her senior season
- Broke out during her final high school season, propelling the Crusaders to the State Championship game behind her 21.5 points per game and 10.9 rebounds per game from the lead guard spot
- Her 21.5 points per game average jumped nearly eight points during her senior season
- A two-time State Champion (2016-17, 2017-18)
- Named Little All-City all four years of her high school career
- Was ranked as the 68th player in the class by Prospect Nation.

Opponent	Date	gs	min	Total		3-Pointers		Free throws		Rebounds				pf	a	tlo	blk	stl	pts	avg
				fg-fga	pct	3fg-fga	pct	ft-fga	pct	off	def	tot	avg							
ORAL ROBERTS	11/25/20	10	1-3	.333	1-2	.500	0-0	.000	0	4	4	4.0	1	0	1	0	0	3	3.0	
vs Wake Forest	11/27/20	1	0-0	.000	0-0	.000	0-0	.000	0	1	1	2.5	0	0	0	0	0	0	1.5	
vs Maryland	11/29/20	5	1-1	1.000	0-0	.000	0-0	.000	0	0	0	1.7	0	0	1	0	1	2	1.7	
LA-MONROE	12/03/20	14	1-1	1.000	1-1	1.000	1-2	.500	0	0	0	1.3	3	0	0	0	0	4	2.3	
at SMU	12/09/20	15	1-1	1.000	1-1	1.000	1-2	.500	0	2	2	1.4	1	0	3	1	0	4	2.6	
CENTRAL ARK.	12/13/20	21	0-3	.000	0-1	.000	0-0	.000	2	2	4	1.8	2	4	2	0	0	0	2.2	
ARK.-PINE BLUFF	12/21/20	19	1-7	.143	1-5	.200	0-0	.000	0	1	1	1.7	1	3	2	0	0	3	2.3	
TEXAS A&M	01/10/21	2	0-0	.000	0-0	.000	0-0	.000	0	2	2	1.8	0	0	0	0	0	0	2.0	
UCONN	01/28/21	2	0-0	.000	0-0	.000	0-0	.000	0	0	0	1.6	1	0	0	0	0	0	1.8	
AUBURN	01/31/21	2	0-0	.000	0-0	.000	0-0	.000	0	0	0	1.4	1	0	0	0	0	0	1.6	
MISSISSIPPI ST.	02/11/21	0	0-0	.000	0-0	.000	0-0	.000	0	0	0	1.3	0	0	0	0	0	0	1.5	
OLE MISS	02/19/21	0	0-0	.000	0-0	.000	0-0	.000	0	0	0	1.2	0	0	0	0	0	0	1.3	
Totals		0	91	5-16	.313	4-10	.400	2-4	.500	2	12	14	1.2	10	7	9	1	1	16	1.3

Games played: 12
 Minutes/game: 7.6
 Points/game: 1.3
 FG Pct: 31.3
 3FG Pct: 40.0
 FT Pct: 50.0

Rebounds/game: 1.2
 Assists/game: 0.6
 Turnovers/game: 0.8
 Assist/turnover ratio: 0.8
 Steals/game: 0.1
 Blocks/game: 0.1

CAREER STATISTICS

Season	gp-gs	min/avg	fg-fga	pct	fg-fga	pct	ft-fga	pct	off	def	tot	avg	pf	fo	ast	to	blk	stl	pts	avg
2020-21	12-0	91/7.6	5-16	.313	4-10	.400	2-4	.500	2	12	14	1.2	10	0	7	9	1	1	16	1.3
TOTAL	12-0	91/7.6	5-16	.313	4-10	.400	2-4	.500	2	12	14	1.2	10	0	7	9	1	1	16	1.3



12 Destiny Slocum | R.Sr. | 5-7 | G | Meridian, Idaho (Mountain View HS) | Maryland/Oregon State

SEASON HIGHS

Points	29	@ LSU	2-21-21
FG Made	11	@ LSU	2-21-21*
FG Att.	16	Florida	1-14-21*
3FG Made	6	@ Mizzou	2-4-21
3FG Att.	9	Wake Forest	11-27-20
FT Made	8	Baylor	12-6-20
FT Att.	12	Baylor	12-6-20
Off. Reb.	2	@ Tennessee	1-7-21*
Def. Reb.	7	Baylor	12-6-20
Rebounds	7	Baylor	12-6-20
Assists	10	@ Mizzou	2-4-21
Blocks	N/A		
Steals	4	@ LSU	2-21-21
Minutes	40	@ Mizzou	2-4-21

NOTES

- Scored a season-high 29 points against LSU on the road.
- Recorded her first double-double as a Hog, going for 22 points and 10 assists against Mizzou.
- Matched her season-high in points against UCA, going for 22.
- Went 8-12 at the free throw line against No. 4 Baylor, both season-highs
- Dished a season-best five assists and pulled down a season-high six boards against FGCU.
- Went for a season-high 22 points in her Arkansas debut.
- In her two years at Oregon State, averaged 15.2 points per game, 4.6 assists per game and 3.2 rebounds per game
- Shot at a 45.2 percent clip from the field and 36.8 percent from deep
- Was named a WBCA All-American Honorable Mention in both of her seasons in Corvallis, while also being named All-Pac-12 twice over
- Was also named a Lieberman Finalist, the award given to the best point guard in women's college hoops, during her redshirt sophomore season, while making the top 10 for the Lieberman award this past season

CAREER HIGHS

Points	30	Washington	1-16-19
FG Made	12	at Cal	2-10-19
FG Att.	22	at Stanford	2-21-20
3FG Made	6	@ Mizzou	2-4-21
3FG Att.	11	at Stanford	2-21-20
FT Made	10	Notre Dame	11-24-18
FT Att.	14	Notre Dame	11-24-18
Off. Reb.	2	@ Tennessee	1-7-21*
Def. Reb.	7	Baylor	12-6-20*
Rebounds	8	at Stanford	2-9-19
Assists	13	Illinois	2-9-17
Blocks	2	Washington St	1-4-19
Steals	4	@ LSU	2-21-21*
Minutes	40	at Ohio State	2-20-17

*Most Recent

Opponent	Date	qs	min	Total		3-Pointers		Free throws		Rebounds				Other				pts	avg		
				fg-fga	pct	3fg-fga	pct	ft-fa	pct	off	def	tot	avg	pf	a	t/o	blk			stl	
ORAL ROBERTS	11/25/20	*	28	9-14	.643	2-6	.333	2-3	.667	0	0	0	0.0	3	3	0	0	1	22	22.0	
vs Wake Forest	11/27/20	*	31	6-14	.429	4-9	.444	0-0	.000	0	4	4	2.0	2	2	3	0	0	16	19.0	
at FGCU	11/28/20	*	28	5-13	.385	1-4	.250	1-1	1.000	0	6	6	3.3	4	5	3	0	0	12	16.7	
vs Maryland	11/29/20	*	29	6-13	.462	2-4	.500	2-2	1.000	1	2	3	3.3	2	4	2	0	2	16	16.5	
LA-MONROE	12/03/20	*	21	8-12	.667	1-4	.250	1-1	1.000	0	3	3	3.2	1	3	0	0	0	18	16.8	
BAYLOR	12/06/20	*	28	3-9	.333	0-0	.000	8-12	.667	0	7	7	3.8	2	2	1	0	0	14	16.3	
at SMU	12/09/20	*	29	3-8	.375	3-7	.429	0-0	.000	0	4	4	3.9	1	5	0	0	1	9	15.3	
CENTRAL ARK.	12/13/20	*	25	9-16	.563	1-4	.250	3-3	1.000	2	3	5	4.0	1	4	1	0	1	22	16.1	
at Little Rock	12/19/20	*	33	6-11	.545	1-5	.200	3-4	.750	1	4	5	4.1	2	4	0	0	0	16	16.1	
ARK-PINE BLUFF	12/21/20	*	25	7-12	.583	4-7	.571	0-0	.000	0	1	1	3.8	0	3	1	0	0	18	16.3	
at Kentucky	12/31/20	*	34	3-11	.273	0-4	.000	6-8	.750	2	1	3	3.7	1	6	2	0	0	12	15.9	
MISSOURI	01/03/21	*	28	3-11	.273	2-6	.333	2-2	1.000	0	1	1	3.5	0	3	1	0	0	10	15.4	
at Tennessee	01/07/21	*	37	5-10	.500	3-5	.600	4-5	.800	2	3	5	3.6	1	2	3	0	1	17	15.5	
TEXAS A&M	01/10/21	*	35	5-15	.333	3-8	.375	0-0	.000	0	3	3	3.6	1	6	0	0	2	13	15.4	
FLORIDA	01/14/21	*	34	8-16	.500	1-2	.500	0-0	.000	0	5	5	3.7	2	2	3	0	1	17	15.5	
at South Carolina	01/18/21	*	33	7-15	.467	1-4	.250	0-1	.000	1	3	4	3.7	4	5	2	0	2	15	15.4	
at Georgia	01/25/21	*	26	3-6	.500	2-4	.500	3-3	1.000	0	0	0	3.5	4	5	2	0	3	11	15.2	
UCONN	01/28/21	*	33	2-7	.286	0-2	.000	1-4	.250	0	5	5	3.6	2	2	2	0	1	5	14.6	
AUBURN	01/31/21	*	33	5-10	.500	2-5	.400	2-2	1.000	0	4	4	3.6	3	3	3	0	0	14	14.6	
at Missouri	02/04/21	*	40	8-13	.615	6-8	.750	0-2	.000	0	3	3	3.6	3	10	1	0	0	22	15.0	
at Texas A&M	02/07/21	*	34	2-9	.222	0-4	.000	0-0	.000	0	1	1	3.4	3	4	0	0	0	4	14.4	
MISSISSIPPI ST.	02/11/21	*	33	11-15	.733	1-3	.333	3-5	.600	0	0	0	3.3	3	4	3	0	1	26	15.0	
at LSU	02/21/21	*	37	11-15	.733	5-7	.714	2-2	1.000	0	3	3	3.3	2	2	4	0	4	29	15.6	
at Auburn	02/25/21	*	38	5-13	.385	1-4	.250	5-7	.714	0	2	2	3.2	4	4	0	1	0	16	15.6	
Totals			24	752	140-288	.486	46-116	.397	48-67	.716	9	68	77	3.2	51	93	37	1	20	374	15.6

Games played: 24
 Minutes/game: 31.3
 Points/game: 15.6
 FG Pct: 48.6
 3FG Pct: 39.7
 FT Pct: 71.6

Rebounds/game: 3.2
 Assists/game: 3.9
 Turnovers/game: 1.5
 Assist/turnover ratio: 2.5
 Steals/game: 0.8
 Blocks/game: 0.0

CAREER STATISTICS

Year	GP-GS	Min	Avg	FG	Total		3-Point		F-Throw		Rebounds				PF	FO	Ast	TO	Blk	Stl	Pts	Avg		
					FGA	Pct	FGA	Pct	FT	FTA	Pct	Off	Def	Tot									Avg	
2016-17	34-34	1051	30.9	133	328	.405	71	190	.374	55	83	.663	11	90	101	3.0	72	0	204	106	2	44	392	11.5
2018-19	34-34	917	27.0	193	423	.456	67	182	.368	72	100	.720	18	99	117	3.4	68	2	153	97	3	19	525	15.4
2019-20	32-32	948	29.6	179	400	.448	63	171	.368	56	71	.789	21	72	93	2.9	53	0	150	76	1	21	477	14.9

Maryland Stats*

Oregon State Stats*

Season	gp-gs	min/avg	fg-fga	pct	fg-fga	pct	ft-fa	pct	off	def	tot	avg	pf	fo	ast	to	blk	stl	pts	avg
2020-21	24-24	752/31.3	140-288	.486	46-116	.397	48-67	.716	9	68	77	3.2	51	0	93	37	1	20	374	15.6
TOTAL	24-24	752/31.3	140-288	.486	46-116	.397	48-67	.716	9	68	77	3.2	51	0	93	37	1	20	374	15.6



13 Grayce Spangler | Sr. | 5-11 | G | Fayetteville, Ark. (Fayetteville HS)

SEASON HIGHS

Points	N/A
FG Made	N/A
FG Att.	N/A
3FG Made	N/A
3FG Att.	N/A
FT Made	N/A
FT Att.	N/A
Off. Reb.	N/A
Def. Reb.	N/A
Rebounds	N/A
Assists	N/A
Blocks	N/A
Steals	N/A
Minutes	N/A

NOTES

- Season/career best with nine points in WNIT game versus UAB in 18-19.
- Arkansas Athletics Department Athletics Director's List (3.5-3.99 GPA) | Fall 2017, Spring 2018.
- Arkansas Athletics Department Honor Roll (3.0-3.49 GPA) | Fall 2018.
- Scored her first points as a Razorback going 3-for-3 from the line in a win over UTA as a freshman.
- Arkansas Ties: Father Shannon lettered as a linebacker (1989) and mother, Stacy, was a member of the Pom Squad at Arkansas

CAREER HIGHS

Points	9	UAB	3-24-19
FG Made	3	UAB	3-24-19
FG Att.	5	UAB	3-24-19
3FG Made	3	UAB	3-24-19
3FG Att.	5	UAB	3-24-19
FT Made	3	UTA	12-17-17
FT Att.	4	#13 Missouri	2-12-18
Off. Reb.	2	TTU	12-4-18
Def. Reb.	1	at ASU	12-21-17*
Rebounds	2	TTU	12-4-18
Assists	1	Belmont	11-20-19*
Blocks	1	Vanderbilt	1-13-19
Steals	1	Vanderbilt	1-13-19*
Minutes	9	at #9 SC	1-25-18

*Most Recent

SEASON | CAREER SUPERLATIVES

Stat	'17-'18	'18-'19	'19-20	'20-21	Career
Double Figure Pts	-	-	-	-	-
Double Figure Rebs	-	-	-	-	-
Double-Doubles	-	-	-	-	-
5 + Assists	-	-	-	-	-
5 + Blocks	-	-	-	-	-
5 + Steals	-	-	-	-	-
Led Team in Pts	-	-	-	-	-
Led Team in Reb	-	-	-	-	-
20 + Points	-	-	-	-	-

CAREER STATISTICS

Season	gp-gs	min/avg	fg-fga	pct	fg-fga	pct	ft-fga	pct	off	def	tot	avg	pf	fo	ast	to	blk	stl	pts	avg
2017-18	17-0	67/3.9	2-16	.125	0-6	.000	4-10	.400	1	4	5	0.3	13	0	1	5	0	1	8	0.5
2018-19	13-0	37/2.8	7-18	.389	7-14	.500	0-4	.000	3	0	3	0.2	9	0	0	3	1	1	21	1.6
2019-20	17-0	70/4.1	2-10	.200	1-6	.167	3-6	.500	0	0	0	0.0	9	0	2	6	0	0	8	0.5
TOTAL	47-0	174/3.7	11-44	.250	8-26	.308	7-20	.350	4	4	8	0.2	31	0	3	14	1	2	37	0.8



14 Jailyn Mason | Rsr. | 5-9 | G | Mason, Ohio (William Mason HS)

SEASON HIGHS

Points	16	UCA	12-13-20
FG Made	6	UCA	12-13-20
FG Att.	11	No. 8 TAMU	1-10-21
3FG Made	4	UCA	12-13-20
3FG Att.	5	No. 8 TAMU	1-10-21*
FT Made	2	Mizzou	1-3-21*
FT Att.	2	Mizzou	1-3-21*
Off. Reb.	1	@ Tennessee	1-7-21*
Def. Reb.	6	Ole Miss	2-19-21
Rebounds	6	Ole Miss	2-19-21
Assists	4	Auburn	1-31-21*
Blocks	1	MSU	2-11-21*
Steals	3	@ LSU	2-21-21*
Minutes	38	No. 8 TAMU	1-10-21

CAREER HIGHS

Points	19	ORU	12-21-16
FG Made	9	No. 11 Tenn.	2-8-18*
FG Att.	21	No. 11 Tenn.	2-8-18
3FG Made	4	UCA	12-13-20*
3FG Att.	9	Texas A&M	3-9-19
FT Made	4	#13 Missouri	2-12-18*
FT Att.	4	#13 Missouri	2-12-18*
Off. Reb.	4	Texas Tech	12-3-16
Def. Reb.	9	Alabama	1-24-19
Rebounds	9	Alabama	1-24-19*
Assists	11	HBU	12-28-16
Blocks	3	SHSU	11-10-17
Steals	5	at Georgia	1-11-18
Minutes	40	Houston	3-21-19 (WNIT)*

*Most Recent

SEASON | CAREER SUPERLATIVES

Stat	'16-17	'17-18	'18-19	'20-21	Career
Double Figure Pts	10	19	14	3	46
Double Figure Rebs	-	-	-	-	-
Double-Doubles (pts/ast)	2	-	-	-	2
5 + Assists	6	5	3	-	14
5 + Blocks	-	-	-	-	-
5 + Steals	-	-	-	-	-
Led Team in Pts	-	8	-	-	8
Led Team in Reb	-	1	3	1	5
20 + Points	-	-	-	-	-

NOTES

- Pulled down a season-high six boards against Ole Miss.
- Had her best game in 2020-21 so far against UCA, scoring a season-high 16 points.
- Fourteen games in double figure scoring two seasons ago – 45 games in her career.
- Finished 2018-19 off strong, scoring 11 and 17 against UAB and TCU.
- Was excellent in the 2019 SEC Tournament, going for 12 against Georgia, 14 against South Carolina and 15 against Texas A&M.
- Member of the SEC WBB Leadership Council.
- SEC All-Freshman Team | 2017
- Two-time SEC Freshman of the Week | 2016-17

Opponent	Date	qs	min	Total		3-Pointers		Free throws		Rebounds					pts	avg				
				fg-fga	pct	3fg-fga	pct	ft-fa	pct	off	def	tot	avg	pf			a	t/o	blk	stl
ORAL ROBERTS	11/25/20	17	17	0-1	.000	0-1	.000	2-2	1.000	0	1	1	1.0	2	0	0	0	2	2	2.0
vs Wake Forest	11/27/20	22	22	1-2	.500	0-0	.000	0-0	.000	0	1	1	1.0	1	3	0	0	2	2	2.0
at FGCU	11/28/20	28	28	0-3	.000	0-2	.000	0-0	.000	0	2	2	1.3	0	0	1	0	0	0	1.3
vs Maryland	11/29/20	24	24	4-8	.500	2-3	.667	0-0	.000	0	1	1	1.3	2	0	1	1	0	10	3.5
LA.-MONROE	12/03/20	19	24	2-4	.500	1-3	.333	0-0	.000	0	1	1	1.2	1	2	0	0	0	5	3.8
BAYLOR	12/06/20	23	0-3	.000	0-3	.000	0-0	.000	0	3	3	1.5	2	1	2	0	2	0	3.2	
at SMU	12/09/20	21	24	2-4	.500	1-3	.333	0-0	.000	0	2	2	1.6	1	4	0	0	0	5	3.4
CENTRAL ARK.	12/13/20	28	6-8	.750	4-5	.800	0-0	.000	0	2	2	1.6	0	2	0	0	2	16	5.0	
at Little Rock	12/19/20	19	3-6	.500	3-6	.500	0-0	.000	0	2	2	1.7	3	0	0	0	1	9	5.4	
ARK.-PINE BLUFF	12/21/20	* 21	0-4	.000	0-3	.000	0-0	.000	0	2	2	1.7	2	1	1	0	1	0	4.9	
at Kentucky	12/31/20	24	0-1	.000	0-1	.000	0-0	.000	1	2	3	1.8	1	2	1	1	0	0	4.5	
MISSOURI	01/03/21	24	3-5	.600	1-2	.500	2-2	1.000	0	5	5	2.1	1	2	1	1	2	9	4.8	
at Tennessee	01/07/21	16	0-5	.000	0-1	.000	0-0	.000	1	1	2	2.1	1	0	0	0	0	0	4.5	
TEXAS A&M	01/10/21	* 38	5-11	.455	3-5	.600	0-0	.000	0	0	0	1.9	0	1	0	0	0	13	5.1	
FLORIDA	01/14/21	20	0-4	.000	0-3	.000	0-0	.000	0	4	4	2.1	1	1	1	1	1	0	4.7	
at South Carolina	01/18/21	15	0-1	.000	0-0	.000	0-0	.000	0	0	0	1.9	3	1	0	0	0	0	4.4	
at Georgia	01/25/21	26	1-5	.200	1-2	.500	0-0	.000	0	4	4	2.1	0	0	0	0	0	3	4.4	
AUBURN	01/31/21	21	3-6	.500	2-4	.500	0-0	.000	0	5	5	2.2	0	4	0	0	2	8	4.6	
at Missouri	02/04/21	22	2-4	.500	1-3	.333	0-0	.000	0	2	2	2.2	1	1	0	0	0	5	4.6	
at Texas A&M	02/07/21	13	0-2	.000	0-2	.000	0-0	.000	0	1	1	2.2	1	1	0	0	0	0	4.4	
MISSISSIPPI ST.	02/11/21	17	1-2	.500	0-1	.000	0-0	.000	0	4	4	2.2	1	1	0	1	0	2	4.2	
OLE MISS	02/19/21	* 33	1-3	.333	1-3	.333	0-0	.000	0	6	6	2.4	3	0	4	1	3	3	4.2	
at LSU	02/21/21	16	0-0	.000	0-0	.000	0-0	.000	0	2	2	2.4	2	0	0	0	0	3	4.0	
at Auburn	02/25/21	15	1-5	.200	1-2	.500	0-0	.000	0	2	2	2.4	0	0	0	0	0	1	3	4.0
Totals		3	522	35-97	.361	21-58	.362	4-4	1.000	2	55	57	2.4	29	27	12	6	22	95	4.0

Games played: 24
 Minutes/game: 21.8
 Points/game: 4.0
 FG Pct: 36.1
 3FG Pct: 36.2
 FT Pct: 100.0

Rebounds/game: 2.4
 Assists/game: 1.1
 Turnovers/game: 0.5
 Assist/turnover ratio: 2.3
 Steals/game: 0.9
 Blocks/game: 0.3

CAREER STATISTICS

Season	gp-gs	min/avg	fg-fga	pct	fg-fga	pct	ft-fa	pct	off	def	tot	avg	pf	fo	ast	to	blk	stl	pts	avg
2016-17	30-29	894/29.8	100-256	.391	19-53	.358	7-11	.636	21	96	117	3.9	72	2	93	56	8	31	226	7.5
2017-18	31-31	1031/33.3	139-344	.404	47-130	.362	16-19	.842	17	111	128	4.1	56	1	92	67	14	34	341	11.0
2018-19	37-36	1111/30.0	114-277	.412	49-129	.380	17-23	.739	19	115	134	3.6	71	0	71	54	14	42	294	7.9
2020-21	24-3	522/21.8	35-97	.361	21-58	.362	4-4	1.000	2	55	57	2.4	29	0	27	12	6	22	95	4.0
TOTAL	122-99	3558/29.2	388-974	.398	136-370	.368	44-57	.772	59	377	436	3.6	228	3	283	189	42	129	956	7.8



20 Destinee McGhee | Fr. | 6-2 | F | Huntsville, Ala. (Madison Academy)

SEASON HIGHS

Points	7	@ SMU	12-9-20
FG Made	3	UCA	12-13-20*
FG Att.	6	UCA	12-13-20
3FG Made	0	Oral Roberts	11-25-20
3FG Att.	1	Oral Roberts	11-25-20
FT Made	1	Oral Roberts	11-25-20
FT Att.	2	UCA	12-13-20*
Off. Reb.	3	UCA	12-13-20
Def. Reb.	2	ULM	12-3-20
Rebounds	3	ULM	12-3-20
Assists	N/A		
Blocks	N/A		
Steals	N/A		
Minutes	7	@ SMU	12-9-20

CAREER HIGHS

(Same as Season Highs)

SEASON | CAREER SUPERLATIVES

Stat	'20-21	Career
Double Figure Pts	-	-
Double Figure Rebs	-	-
Double-Doubles	-	-
5 + Assists	-	-
5 + Blocks	-	-
5 + Steals	-	-
Led Team in Pts	-	-
Led Team in Reb	-	-
20 + Points	-	-
30+ Points	-	-

NOTES

- Showed well in extended minutes against ULM, going for six points and three rebounds
- A three-time All-State Selection
- Averaged 19 points, eight rebounds and two blocks per game over the course of her high school career
- Won the 4A State Tournament MVP award back in 2017
- Was rated as the No. 66 prospect in the class by Prospect Nation
- Ranked 12th at her position by ESPN

Opponent	Date	gs	min	Total		3-Pointers		Free throws		Rebounds				Other				pts	avg
				fg-fga	pct	3fg-fga	pct	ft-fga	pct	off	def	tot	avg	pf	a	t/o	blk		
ORAL ROBERTS	11/25/20	5	0-2	.000	0-1	.000	1-2	.500	1	0	1	1.0	1	0	0	0	0	1	1.0
vs Wake Forest	11/27/20	2	0-0	.000	0-0	.000	0-0	.000	0	0	0	0.5	2	0	0	0	0	0	0.5
LA.-MONROE	12/03/20	6	3-4	.750	0-0	.000	0-0	.000	1	2	3	1.3	0	0	0	0	0	6	2.3
at SMU	12/09/20	7	3-5	.600	0-0	.000	1-2	.500	2	1	3	1.8	0	0	0	0	0	7	3.5
CENTRAL ARK.	12/13/20	6	3-6	.500	0-0	.000	0-2	.000	3	0	3	2.0	1	0	0	0	0	6	4.0
ARK.-PINE BLUFF	12/21/20	4	0-0	.000	0-0	.000	0-0	.000	0	1	1	1.8	0	0	0	0	0	0	3.3
Totals		0	30	9-17	.529	0-1	.000	2-6	.333	7	4	11	1.8	4	0	0	0	20	3.3

Games played: 6
 Minutes/game: 5.0
 Points/game: 3.3
 FG Pct: 52.9
 3FG Pct: 0.0
 FT Pct: 33.3

Rebounds/game: 1.8

CAREER STATISTICS

Season	gp-gs	min/avg	fg-fga	pct	fg-fga	pct	ft-fga	pct	off	def	tot	avg	pf	fo	ast	to	blk	stl	pts	avg
2020-21	6-0	30/5.0	9-17	.529	0-1	.000	2-6	.333	7	4	11	1.8	4	0	0	0	0	0	20	3.3
TOTAL	6-0	30/5.0	9-17	.529	0-1	.000	2-6	.333	7	4	11	1.8	4	0	0	0	0	0	20	3.3



22 Avery Hughes | So. | 5-7 | G | Bentonville, Ark. (Bentonville HS)

SEASON HIGHS

Points	6	UAPB	12-21-20
FG Made	2	UAPB	12-21-20
FG Att.	3	ULM	12-3-20
3FG Made	2	UAPB	12-21-20
3FG Att.	2	UAPB	12-21-20*
FT Made	N/A		
FT Att.	N/A		
Off. Reb.	N/A		
Def. Reb.	1	UAPB	12-21-20*
Rebounds	1	@ SMU	12-9-20
Assists	2	UAPB	12-21-20*
Blocks	N/A		
Steals	1	ULM	12-3-20*
Minutes	10	UAPB	12-21-20*

CAREER HIGHS

Points	6	UAPB	12-21-20*
FG Made	2	UAPB	12-21-20*
FG Att.	4	Tulsa	12-11-19
3FG Made	2	UAPB	12-21-20*
3FG Att.	3	Tulsa	12-11-19
FT Made	1	Stony Brook	11-17-19
FT Att.	1	Stony Brook	11-17-19
Off. Reb.	N/A		
Def. Reb.	1	UAPB	12-21-20*
Rebounds	1	UAPB	12-21-20*
Assists	2	UAPB	12-21-20*
Blocks	N/A		
Steals	1	ULM	12-3-20*
Minutes	10	UAPB	12-21-20*

*Most Recent

NOTES

- Dropped a career-best six points on UAPB, hitting two threes.
- Scored her first-career points against McNeese State last season.
- Finished her career as Bentonville's second leading scorer and set single game records for points (34) and free throws (20-for-22)
- Two-time all-conference and all-state selection leading Bentonville to the 2019 conference title and a state runner-up finish
- Honors include All-Arkansas Second-Team, All-Northwest Arkansas First-Team, Gatorade Player of the Week, two KURM Dream Team selections and team captain honors as a senior
- The first walk-on for Neighbors and his staff at Arkansas

Opponent	Date	gs	min	Total		3-Pointers		Free throws		Rebounds				pf	a	tlo	blk	stl	pts	avg
				fg-fga	pct	3fg-fga	pct	ft-fa	pct	off	def	tot	avg							
ORAL ROBERTS	11/25/20	7		1-2	.500	1-2	.500	0-0	.000	0	0	0	0.0	1	0	1	0	1	3	3.0
vs Maryland	11/29/20	2		0-0	.000	0-0	.000	0-0	.000	0	0	0	0.0	0	0	0	0	0	0	1.5
LA.-MONROE	12/03/20	10		0-3	.000	0-2	.000	0-0	.000	0	0	0	0.0	0	2	1	0	1	0	1.0
at SMU	12/09/20	9		0-0	.000	0-0	.000	0-0	.000	0	1	1	0.3	0	0	1	0	0	0	0.8
CENTRAL ARK.	12/13/20	6		0-0	.000	0-0	.000	0-0	.000	0	0	0	0.2	0	1	0	0	0	0	0.6
ARK.-PINE BLUFF	12/21/20	10		2-2	1.000	2-2	1.000	0-0	.000	0	1	1	0.3	1	2	0	0	0	6	1.5
Totals		0	44	3-7	.429	3-6	.500	0-0	.000	0	2	2	0.3	2	5	3	0	2	9	1.5

Games played: 6
 Minutes/game: 7.3
 Points/game: 1.5
 FG Pct: 42.9
 3FG Pct: 50.0

Rebounds/game: 0.3
 Assists/game: 0.8
 Turnovers/game: 0.5
 Assist/turnover ratio: 1.7
 Steals/game: 0.3

SEASON | CAREER SUPERLATIVES

Stat	'19-20	Career
Double Figure Pts	-	-
Double Figure Rebs	-	-
Double-Doubles	-	-
5 + Assists	-	-
5 + Blocks	-	-
5 + Steals	-	-
Led Team in Pts	-	-
Led Team in Reb	-	-
20 + Points	-	-

CAREER STATISTICS

Season	gp-gs	min/avg	fg-fga	pct	fg-fga	pct	ft-fa	pct	off	def	tot	avg	pf	fo	ast	to	blk	stl	pts	avg
2019-20	14-0	51/3.6	8-16	.500	3-9	.333	1-1	1.000	0	0	0	0.0	8	0	2	8	0	0	20	1.4
2020-21	6-0	44/7.3	3-7	.429	3-6	.500	0-0	.000	0	2	2	0.3	2	0	5	3	0	2	9	1.5
TOTAL	20-0	95/4.8	11-23	.478	6-15	.400	1-1	1.000	0	2	2	0.1	10	0	7	11	0	2	29	1.5



23 Amber Ramirez | R Sr. | 5-9 | G | San Antonio, Texas (Wagner HS) | TCU

SEASON HIGHS

Points	23	Baylor	12-6-20
FG Made	9	Wake Forest	11-27-20
FG Att.	17	Auburn	1-31-21
3FG Made	6	@ SMU	12-9-20
3FG Att.	15	Auburn	1-31-21
FT Made	7	Mizzou	1-3-21*
FT Att.	8	Mizzou	1-3-21*
Off. Reb.	2	Auburn	1-31-21
Def. Reb.	6	Baylor	12-6-20
Rebounds	6	@ LSU	2-21-21*
Assists	5	UCA	12-13-20
Blocks	3	@ No. 4 SC	1-18-21
Steals	4	Mizzou	1-3-21
Minutes	40	Ole Miss	2-19-21*

NOTES

- Had 22 against No. 3 UConn and made five treys.
- Scored a season-high 23 points against No. 4 Baylor.
- Named College Sports Madness National Player of the Week (Dec. 7, 2020)
- Bounced back against Wake Forest after her 2020-21 debut, going for 22 points.
- Scored a season-high 29 points against Tennessee in 2019-20.
- Went wire-to-wire at Mizzou, playing all 45 minutes against the Tigers.
- Was a perfect 6-6 against Vanderbilt.
- Matched her season-high in threes-made against Auburn, going for seven.
- Made seven threes against NWSU, the most by a Hog this season.
- Dished a season-high five assists against Kansas State.
- Had a breakout game against Stony Brook, torching the Seawolves for 26 points.

CAREER HIGHS

Points	33	SF Louisiana	12-10-17
FG Made	11	Tennessee	2-20-20*
FG Att.	20	Tennessee	2-20-20
3FG Made	11	SF Louisiana	12-10-17
3FG Att.	17	SF Louisiana	12-10-17
FT Made	9	Oklahoma	3-3-18
FT Att.	10	Oklahoma	3-3-18
Off. Reb.	2	Auburn	1-31-21
Def. Reb.	8	Wisconsin	11-30-19
Rebounds	9	Wisconsin	11-30-19
Assists	7	at Kentucky	2-15-18
Blocks	3	@ No. 4 SC	1-18-21
Steals	5	UT Martin	12-29-19
Minutes	45	@ Missouri	2-2-20

*Most Recent

SEASON | CAREER SUPERLATIVES

Stat	'16-17	'17-18	'19-20	'20-21	Career
Double Figure Pts	7	18	21	18	64
Double Figure Rebs	-	-	-	-	-
Double-Doubles	-	-	-	-	-
5 + Assists	2	7	2	1	12
5 + Blocks	-	-	-	-	-
5 + Steals	-	-	1	-	1
Led Ark in Pts	-	-	6	5	11
Led Ark in Reb	-	-	2	-	2
20 + Points	-	3	7	4	14

Opponent	Date	qs	min	Total		3-Pointers		Free throws		Rebounds					pts	avg					
				fg-fga	pct	3fg-fga	pct	ft-fga	pct	off	def	tot	avg	pf			a	t/o	blk	stl	
ORAL ROBERTS	11/25/20	*	22	1-10	.100	1-6	.167	0-0	.000	0	0	0	0.0	2	1	3	0	2	3	3.0	
vs Wake Forest	11/27/20	*	33	9-11	.818	4-6	.667	0-0	.000	0	3	3	1.5	3	2	0	0	0	22	12.5	
at FGCU	11/28/20	*	33	3-8	.375	2-4	.500	4-4	1.000	0	2	2	1.7	3	0	3	0	1	12	12.3	
vs Maryland	11/29/20	*	27	1-6	.167	1-4	.250	1-2	.500	0	4	4	2.3	1	3	0	0	1	4	10.3	
LA-MONROE	12/03/20	*	24	3-5	.600	3-5	.600	2-2	1.000	0	1	1	2.0	0	3	0	0	3	11	10.4	
BAYLOR	12/06/20	*	32	7-14	.500	2-3	.667	7-8	.875	0	6	6	2.7	1	0	1	0	1	23	12.5	
at SMU	12/09/20	*	25	6-14	.429	6-14	.429	0-0	.000	0	2	2	2.6	0	2	2	0	0	18	13.3	
CENTRAL ARK.	12/13/20	*	24	5-8	.625	4-6	.667	0-0	.000	0	2	2	2.5	0	5	0	0	1	14	13.4	
at Little Rock	12/19/20	*	35	3-6	.500	3-6	.500	1-2	.500	1	1	2	2.4	1	2	0	0	1	10	13.0	
ARK-PINE BLUFF	12/21/20	*	15	1-3	.333	0-2	.000	0-0	.000	0	3	3	2.5	0	1	2	0	1	2	11.9	
at Kentucky	12/31/20	*	38	4-11	.364	3-8	.375	0-0	.000	1	2	3	2.5	2	1	0	1	1	11	11.8	
MISSOURI	01/03/21	*	32	4-12	.333	2-6	.333	7-8	.875	0	4	4	2.7	1	2	2	0	4	17	12.3	
at Tennessee	01/07/21	*	33	5-10	.500	3-4	.750	2-2	1.000	0	3	3	2.7	2	1	1	0	1	15	12.5	
FLORIDA	01/14/21	*	34	3-7	.429	3-6	.500	3-4	.750	0	3	3	2.7	2	0	1	0	2	12	12.4	
at South Carolina	01/18/21	*	33	4-7	.571	0-0	.000	2-2	1.000	0	3	3	2.7	2	0	1	3	0	10	12.3	
at Georgia	01/25/21	*	25	0-4	.000	0-3	.000	2-2	1.000	0	2	2	2.7	1	3	1	0	3	2	11.6	
UCONN	01/28/21	*	39	8-16	.500	5-10	.500	1-2	.500	0	2	2	2.6	2	1	0	0	0	22	12.2	
AUBURN	01/31/21	*	37	7-17	.412	5-15	.333	0-0	.000	2	2	4	2.7	3	3	0	1	0	19	12.6	
at Missouri	02/04/21	*	35	6-11	.545	5-7	.714	0-0	.000	0	2	2	2.7	2	4	0	0	1	17	12.8	
at Texas A&M	02/07/21	*	38	7-15	.467	5-10	.500	2-2	1.000	0	1	1	2.6	3	0	1	0	1	21	13.3	
MISSISSIPPI ST.	02/11/21	*	40	5-7	.714	2-2	1.000	0-0	.000	0	3	3	2.6	0	0	2	0	1	12	13.2	
OLE MISS	02/19/21	*	40	7-12	.583	1-2	.500	4-6	.667	0	4	4	2.7	1	0	4	0	3	19	13.5	
at LSU	02/21/21	*	34	0-8	.000	0-6	.000	0-0	.000	1	5	6	2.8	1	1	3	0	1	0	12.9	
at Auburn	02/25/21	*	34	5-13	.385	5-10	.500	0-0	.000	0	3	3	2.8	3	0	1	0	1	15	13.0	
Totals			24	762	104-235	.443	65-145	.448	38-46	.826	5	63	68	2.8	36	35	28	5	30	311	13.0

Games played: 24
 Minutes/game: 31.8
 Points/game: 13.0
 FG Pct: 44.3
 3FG Pct: 44.8
 FT Pct: 82.6

Rebounds/game: 2.8
 Assists/game: 1.5
 Turnovers/game: 1.2
 Assist/turnover ratio: 1.3
 Steals/game: 1.3
 Blocks/game: 0.2

CAREER STATISTICS

Year	GP-GS	Min	Avg	FG	Total		3-Point		F-Throw		Rebounds				PF	FO	Ast	TO	Blk	Stl	Pts	Avg		
					FGA	Pct	FG	Pct	FT	FTA	Pct	Off	Def	Tot									Avg	
2016-17*	23-5	559	24.3	67	196	.342	39	106	.368	17	20	.850	1	45	46	2.0	35	0	32	27	11	15	190	8.3
2017-18*	36-23	896	24.9	131	311	.421	65	166	.392	48	56	.857	5	63	68	1.9	21		103	57	4	30	375	10.4
TCU Stats*																								
2019-20	32-32	1045/32.7			164-371	.442		106-237	.447	36-39	.923		8	93	101	3.2	27	0	60	31	10	36	470	14.7
2020-21	24-24	762/31.8			104-235	.443		65-145	.448	38-46	.826		5	63	68	2.8	36	0	35	28	5	30	311	13.0
TOTAL	56-56	1807/32.3			268-606	.442		171-382	.448	74-85	.871		13	156	169	3.0	63	0	95	59	15	66	781	13.9



24 Taylah Thomas | Sr. | 6-1 | F | Arlington, Texas (Mansfield Timberview HS)

SEASON HIGHS

Points	11	UAPB	12-21-20*
FG Made	5	Wake Forest	11-27-20
FG Att.	11	Wake Forest	11-27-20
3FG Made	1	@ No. 4 SC	1-18-21
3FG Att.	1	@ No. 4 SC	1-18-21*
FT Made	5	FGCU	11-28-20
FT Att.	5	Mizzou	1-3-21*
Off. Reb.	9	Oral Roberts	11-25-20
Def. Reb.	8	@ SMU	12-9-20*
Rebounds	13	Oral Roberts	11-25-20
Assists	3	Oral Roberts	11-25-20
Blocks	5	@ Mizzou	2-4-21
Steals	2	No. 8 TAMU	1-10-21*
Minutes	30	No. 3 UConn	1-28-21

CAREER HIGHS

Points	16	@ Cal	11-24-19
FG Made	7	@ Cal	11-24-19*
FG Att.	11	Wake Forest	11-27-20
3FG Made	1	@ No. 4 SC	1-18-21*
3FG Att.	2	@ No. 10 MSU	2-27-20
FT Made	5	FGCU	11-28-20*
FT Att.	6	Kansas State	12-7-19*
Off. Reb.	9	Oral Roberts	11-25-20
Def. Reb.	14	New Orleans	11-8-19
Rebounds	21	New Orleans	11-8-19
Assists	4	vs. Auburn	3-5-20
Blocks	5	@ Mizzou	2-4-21
Steals	3	Georgia	1-21-19*
Minutes	40	Wisconsin	11-30-19

*Most Recent

NOTES

- Registered her first double-double of 2020-21 against FGCU (11 points, 10 rebounds).
- Pulled down 13 rebounds in the 2020-21 season opener.
- Notched her first SEC double-double against Mizzou (10 & 11).
- Recorded her third double-double of the season against Fordham (15 & 13).
- Scored a career-high 16 points against Cal.
- Recorded her second-straight double-double against McNeese State (11 points, 11 boards).
- Nearly broke the Arkansas single-game rebounding record against New Orleans, pulling down 21 rebounds.

Opponent	Date	qs	min	Total		3-Pointers		Free throws		Rebounds					pf	a	t/o	blk	stl	pts	avg
				fg-fga	pct	3fg-fga	pct	ft-fa	pct	off	def	tot	avg								
ORAL ROBERTS	11/25/20	*	17	2-4	.500	0-0	.000	0-0	.000	9	4	13	13.0	1	3	0	0	2	4	4.0	
vs Wake Forest	11/27/20	*	28	5-11	.455	0-0	.000	1-1	1.000	6	3	9	11.0	4	1	1	0	0	11	7.5	
at FGCU	11/28/20	*	24	3-6	.500	0-0	.000	5-5	1.000	3	7	10	10.7	2	2	1	1	0	11	8.7	
vs Maryland	11/29/20	*	23	1-1	1.000	0-0	.000	1-1	1.000	1	1	2	8.5	3	2	0	0	2	3	7.3	
LA.-MONROE	12/03/20	*	14	0-1	.000	0-0	.000	2-2	1.000	1	7	8	8.4	0	0	0	0	1	2	6.2	
BAYLOR	12/06/20	*	26	0-1	.000	0-1	.000	0-0	.000	1	4	5	7.8	4	1	1	0	0	0	5.2	
at SMU	12/09/20	*	18	2-4	.500	0-0	.000	0-0	.000	0	8	8	7.9	1	0	1	1	0	4	5.0	
CENTRAL ARK.	12/13/20	*	19	2-4	.500	0-1	.000	1-2	.500	1	2	3	7.3	2	1	1	0	0	5	5.0	
at Little Rock	12/19/20	*	20	0-1	.000	0-0	.000	1-2	.500	1	2	3	6.8	1	0	0	0	0	1	4.6	
ARK.-PINE BLUFF	12/21/20	*	13	4-5	.800	0-0	.000	3-3	1.000	2	3	5	6.6	0	1	1	1	2	11	5.2	
at Kentucky	12/31/20	*	20	0-2	.000	0-0	.000	1-2	.500	4	2	6	6.5	1	0	1	0	0	1	4.8	
MISSOURI	01/03/21	*	16	1-1	1.000	0-0	.000	4-5	.800	4	1	5	6.4	4	1	0	0	0	6	4.9	
at Tennessee	01/07/21	*	24	0-2	.000	0-0	.000	2-2	1.000	3	1	4	6.2	3	1	1	0	0	2	4.7	
TEXAS A&M	01/10/21	*	22	1-1	1.000	0-0	.000	0-0	.000	2	4	6	6.2	4	1	1	0	2	2	4.5	
FLORIDA	01/14/21	*	26	3-6	.500	0-0	.000	3-4	.750	1	7	8	6.3	4	2	1	0	0	9	4.8	
at South Carolina	01/18/21	*	22	2-5	.400	1-1	1.000	4-4	1.000	2	4	6	6.3	3	1	0	0	0	9	5.1	
at Georgia	01/25/21	*	18	0-4	.000	0-0	.000	0-0	.000	3	7	10	6.5	1	0	1	2	0	0	4.8	
UCONN	01/28/21	*	30	1-3	.333	0-1	.000	2-2	1.000	3	4	7	6.6	0	1	0	1	0	4	4.7	
AUBURN	01/31/21	*	26	2-3	.667	0-0	.000	1-2	.500	2	7	9	6.7	4	2	0	1	0	5	4.7	
at Missouri	02/04/21	*	28	1-1	1.000	0-0	.000	0-0	.000	1	6	7	6.7	4	0	2	5	0	2	4.6	
at Texas A&M	02/07/21	*	19	1-1	1.000	0-0	.000	0-0	.000	1	2	3	6.5	4	1	0	1	0	2	4.5	
MISSISSIPPI ST.	02/11/21	*	26	3-4	.750	0-0	.000	0-0	.000	3	3	6	6.5	1	0	1	1	0	6	4.5	
OLE MISS	02/19/21	*	22	1-1	1.000	0-0	.000	1-2	.500	0	1	1	6.3	4	0	1	1	1	3	4.5	
at LSU	02/21/21	*	27	3-4	.750	0-0	.000	1-2	.500	3	4	7	6.3	3	0	3	0	0	7	4.6	
at Auburn	02/25/21	*	21	1-2	.500	0-0	.000	1-1	1.000	0	4	4	6.2	2	0	1	2	1	3	4.5	
Totals			25	549	39-78	.500	1-4	250	34-42	.810	57	98	155	6.2	60	21	19	17	11	113	4.5

Games played: 25
 Minutes/game: 22.0
 Points/game: 4.5
 FG Pct: 50.0
 3FG Pct: 25.0
 FT Pct: 81.0

Rebounds/game: 6.2
 Assists/game: 0.8
 Turnovers/game: 0.8
 Assist/turnover ratio: 1.1
 Steals/game: 0.4
 Blocks/game: 0.7

SEASON | CAREER SUPERLATIVES

Stat	'17-'18	'18-'19	'19-'20	'20-'21	Career
Double Figure Pts	1	5	7	3	16
Double Figure Rebs	1	1	5	3	10
Double-Doubles	-	-	4	1	5
5+ Assists	-	-	-	-	-
5+ Blocks	-	-	-	1	1
5+ Steals	-	-	-	-	-
Led Team in Pts	-	1	-	-	1
Led Team in Reb	7	9	11	11	38
20+ Points	-	-	-	-	-

CAREER STATISTICS

Season	gp-gs	min/avg	fg-fga	pct	fg-fga	pct	ft-fa	pct	off	def	tot	avg	pf	fo	ast	to	blk	stl	pts	avg
2017-18	31-2	527/17.0	44-100	.440	3-10	.300	25-42	.595	55	89	144	4.6	58	1	5	25	6	8	116	3.7
2018-19	37-0	632/17.1	51-101	.505	0-0	.000	31-52	.596	66	118	184	5.0	67	2	5	26	12	22	133	3.6
2019-20	32-32	689/21.5	71-125	.568	2-10	.200	48-61	.787	70	139	209	6.5	77	0	13	21	16	15	192	6.0
2020-21	25-25	549/22.0	39-78	.500	1-4	.250	34-42	.810	57	98	155	6.2	60	0	21	19	17	11	113	4.5
TOTAL	125-59	2397/19.2	205-404	.507	6-24	.250	138-197	.701	248	444	692	5.5	262	3	44	91	51	56	554	4.4



25 Destinee Oberg | So. | 6-3 | C | Burnsville, Minn. (Academy of Holy Angels)

SEASON HIGHS

Points	3	Maryland	11-29-20
FG Made	1	UAPB	12-21-20*
FG Att.	3	ULM	12-3-20
3FG Made	N/A		
3FG Att.	N/A		
FT Made	1	Maryland	11-29-20
FT Att.	2	@ SMU	12-9-20*
Off. Reb.	3	ULM	12-3-20
Def. Reb.	3	UAPB	12-21-20*
Rebounds	6	ULM	12-3-20
Assists	2	UAPB	12-21-20*
Blocks	1	ULM	12-3-20
Steals	1	Maryland	11-29-20
Minutes	12	UAPB	12-21-20

CAREER HIGHS

Points	4	@ Ole Miss	2-16-20*
FG Made	2	@ Vanderbilt	1-19-20
FG Att.	3	ULM	12-3-20*
3FG Made	N/A		
3FG Att.	N/A		
FT Made	2	@ Ole Miss	2-16-20
FT Att.	2	Maryland	11-29-20*
Off. Reb.	3	ULM	12-3-20
Def. Reb.	3	UAPB	12-21-20*
Rebounds	6	ULM	12-3-20
Assists	2	UAPB	12-21-20*
Blocks	1	ULM	12-3-20*
Steals	1	Maryland	11-29-20
Minutes	12	UAPB	12-21-20*

SEASON | CAREER SUPERLATIVES

Stat	'19-20	'20-21	Career
Double Figure Pts	-	-	-
Double Figure Rebs	-	-	-
Double-Doubles	-	-	-
5 + Assists	-	-	-
5 + Blocks	-	-	-
5 + Steals	-	-	-
Led Team in Pts	-	-	-
Led Team in Reb	-	-	-
20 + Points	-	-	-

NOTES

- Matched her career-high against Ole Miss, going for four points.
- Scored her first four collegiate points against Vanderbilt.
- Made her collegiate debut against UT Martin, recording a block in her four minutes played.
- Despite missing her junior season with injury, Prospects Nation rated Oberg as a 4.5-star prospect, the No. 6 post player and No. 38 overall recruit in the nation for the 2019 class.
- As a sophomore, Oberg and the Academy of Holy Angels played to a third-place finish at the state tournament.
- She averaged 16.6 points, 9.9 rebounds, 2.5 assists and 2.1 steals per game that season.

Opponent	Date	gs	min	Total		3-Pointers		Free throws		Rebounds				pf	a	t/o	blk	stl	pts	avg
				fg-fga	pct	3fg-fga	pct	ft-fga	pct	off	def	tot	avg							
ORAL ROBERTS	11/25/20	7	1-1	1.000	0-0	.000	0-0	.000	2	0	2	2.0	0	0	3	0	0	2	2.0	
vs Maryland	11/29/20	4	1-1	1.000	0-0	.000	1-2	.500	0	1	1	1.5	0	1	0	0	1	3	2.5	
LA-MONROE	12/03/20	10	0-3	.000	0-0	.000	0-0	.000	3	3	6	3.0	0	2	0	1	0	1.7		
at SMU	12/09/20	7	0-1	.000	0-0	.000	0-2	.000	0	0	0	2.3	2	2	2	0	0	1.3		
CENTRAL ARK.	12/13/20	8	1-2	.500	0-0	.000	0-0	.000	0	0	0	1.8	1	1	2	0	0	1.4		
ARK-PINE BLUFF	12/21/20	12	1-1	1.000	0-0	.000	0-0	.000	0	3	3	2.0	1	2	1	0	0	1.5		
at Tennessee	01/07/21	7	0-0	.000	0-0	.000	0-0	.000	0	1	1	1.9	1	0	1	0	0	1.3		
TEXAS A&M	01/10/21	1	0-0	.000	0-0	.000	0-0	.000	0	0	0	1.6	0	0	0	0	0	1.1		
FLORIDA	01/14/21	11	0-0	.000	0-0	.000	0-0	.000	0	2	2	1.7	2	0	2	0	0	1.0		
at South Carolina	01/18/21	2	0-0	.000	0-0	.000	0-0	.000	0	0	0	1.5	1	0	0	0	0	0.9		
at Texas A&M	02/07/21	1	0-0	.000	0-0	.000	0-0	.000	0	0	0	1.4	0	0	0	0	0	0.8		
Totals		0	70	4-9	.444	0-0	.000	1-4	.250	5	10	15	1.4	8	8	11	1	1	9	0.8

Games played: 11
 Minutes/game: 6.4
 Points/game: 0.8
 FG Pct: 44.4
 FT Pct: 25.0

Rebounds/game: 1.4
 Assists/game: 0.7
 Turnovers/game: 1.0
 Assist/turnover ratio: 0.7
 Steals/game: 0.1
 Blocks/game: 0.1

CAREER STATISTICS

Season	gp-gs	min/avg	fg-fga	pct	fg-fga	pct	ft-fga	pct	off	def	tot	avg	pf	fo	ast	to	blk	stl	pts	avg
2019-20	8-0	28/3.5	3-6	.500	0-0	.000	2-2	1.000	1	4	5	0.6	3	0	0	3	1	0	8	1.0
2020-21	11-0	70/6.4	4-9	.444	0-0	.000	1-4	.250	5	10	15	1.4	8	0	8	11	1	1	9	0.8
TOTAL	19-0	98/5.2	7-15	.467	0-0	.000	3-6	.500	6	14	20	1.1	11	0	8	14	2	1	17	0.9



30 Macy Weaver | Sr. | 6-3 | F | Davis Junction, Ill. (Stillman Valley HS)

SEASON HIGHS

Points	3	UAPB	12-21-20
FG Made	1	UAPB	12-21-20
FG Att.	1	UAPB	12-21-20*
3FG Made	N/A		
3FG Att.	N/A		
FT Made	1	UAPB	12-21-20
FT Att.	3	UAPB	12-21-20
Off. Reb.	2	UAPB	12-21-20
Def. Reb.	2	Oral Roberts	11-25-20
Rebounds	3	UAPB	12-21-20
Assists	N/A		
Blocks	1	UAPB	12-21-20
Steals	1	UAPB	12-21-20*
Minutes	10	UAPB	12-21-20

CAREER HIGHS

Points	7	#9/7 SC	1-25-18
FG Made	3	#9/7 SC	1-25-18
FG Att.	4	#9/7 SC	1-25-18
3FG Made	-		
3FG Att.	-		
FT Made	3	#13 Missouri	2-12-18
FT Att.	6	#13 Missouri	2-12-18
Off. Reb.	3	Vanderbilt	1-13-19*
Def. Reb.	4	UTA	12-17-17
Rebounds	5	TSU	11-23-18*
Assists	1	PVAM	12-16-18*
Blocks	4	TTU	12-4-18*
Steals	2	TTU	12-4-18*
Minutes	19	UTEP	11-24-17

*Most Recent

SEASON | CAREER SUPERLATIVES

Stat	'17-'18	'18-'19	'20-21	Career
Double Figure Pts	-	-	-	-
Double Figure Rebs	-	-	-	-
Double-Doubles	-	-	-	-
5 + Assists	-	-	-	-
5 + Blocks	-	-	-	-
5 + Steals	-	-	-	-
Led Team in Pts	-	-	-	-
Led Team in Reb	-	-	-	-
20 + Points	-	-	-	-

NOTES

- Tied career-best with four blocks in nine minutes versus Tennessee Tech in 2018-19.
- Played in 20 games as a freshman.
- Arkansas Athletics Department Athletic Director's List (3.5-3.99 GPA) | Fall 2017, Spring 2018.
- Arkansas Athletics Department Academic Honor Roll (3.0-3.49 GPA) | Fall 2018.
- Played 19 minutes with four blocks and solid defense at UTEP.
- Career High seven points in 11 minutes vs South Carolina.

Opponent	Date	gs	min	Total		3-Pointers		Free throws		Rebounds				pf	a	t/o	blk	stl	pts	avg
				fg-fga	pct	3fg-fga	pct	ft-fga	pct	off	def	tot	avg							
ORAL ROBERTS	11/25/20	6	0-1	.000	0-0	.000	0-0	.000	0	2	2	2.0	1	0	0	0	0	0	0.0	
vs Maryland	11/29/20	2	0-0	.000	0-0	.000	0-0	.000	0	0	0	1.0	1	0	0	0	0	0	0.0	
LA-MONROE	12/03/20	4	0-0	.000	0-0	.000	0-0	.000	1	1	2	1.3	1	0	0	0	0	0	0.0	
at SMU	12/09/20	4	0-0	.000	0-0	.000	0-0	.000	0	0	0	1.0	2	0	0	0	1	0	0.0	
CENTRAL ARK.	12/13/20	6	0-0	.000	0-0	.000	0-0	.000	1	0	1	1.0	1	0	0	0	0	0	0.0	
ARK-PINE BLUFF	12/21/20	10	1-1	1.000	0-0	.000	1-3	.333	2	1	3	1.3	3	0	2	1	1	3	0.5	
Totals		0	32	1-2	.500	0-0	.000	1-3	.333	4	4	8	1.3	9	0	2	1	2	3	0.5

Games played: 6
 Minutes/game: 5.3
 Points/game: 0.5
 FG Pct: 50.0
 FT Pct: 33.3

Rebounds/game: 1.3
 Turnovers/game: 0.3
 Steals/game: 0.3
 Blocks/game: 0.2

CAREER STATISTICS

Season	gp-gs	min/avg	fg-fga	pct	fg-fga	pct	ft-fga	pct	off	def	tot	avg	pf	fo	ast	to	blk	stl	pts	avg
2017-18	20-0	144/7.2	8-20	.400	0-0	.000	11-24	.458	16	18	34	1.7	28	0	1	5	10	3	27	1.4
2018-19	12-0	49/4.1	5-10	.500	0-0	.000	5-8	.625	9	11	20	1.7	8	0	1	3	9	2	15	1.3
2020-21	6-0	32/5.3	1-2	.500	0-0	.000	1-3	.333	4	4	8	1.3	9	0	0	2	1	2	3	0.5
TOTAL	38-0	225/5.9	14-32	.438	0-0	.000	17-35	.486	29	33	62	1.6	45	0	2	10	20	7	45	1.2



33 Chelsea Dungee | R Sr. | 5-11 | G | Sapulpa, Okla. (Sapulpa HS) | University of Oklahoma

SEASON HIGHS

Points	38	Ole Miss	2-19-21
FG Made	13	No. 3 UConn	1-28-21
FG Att.	26	@ Tennessee	1-7-21
3FG Made	5	No. 8 TAMU	1-10-21*
3FG Att.	11	Mizzou	1-3-21
FT Made	17	Florida	1-14-21
FT Att.	17	Ole Miss	2-19-21*
Off. Reb.	4	@ No. 22 UGA	1-25-21
Def. Reb.	6	@ No. 7 TAMU	2-7-21*
Rebounds	8	@ No. 22 UGA	1-25-21
Assists	4	Ole Miss	2-19-21
Blocks	1	@ No. 7 TAMU	2-7-21*
Steals	5	@ Tennessee	1-7-21
Minutes	39	Ole Miss	2-19-21*

CAREER HIGHS

Points	41	Auburn	2-7-19
FG Made	13	No. 3 UConn	1-28-21
FG Att.	28	Kansas State	12-7-19
3FG Made	5	No. 8 TAMU	1-10-21*
3FG Att.	13	Kansas State	12-7-19
FT Made	17	Florida	1-14-21*
FT Att.	19	Auburn	2-7-19
Off. Reb.	4	@ No. 22 UGA	1-25-21
Def. Reb.	8	New Orleans	11-8-19*
Rebounds	9	at Tulsa	12-20-18
Assists	6	Oral Roberts	11-14-19
Blocks	4	No. 7 MSU	1-3-19
Steals	7	JSU	12-30-18
Minutes	40	@ Cal	11-24-19*

*Most Recent

SEASON | CAREER SUPERLATIVES

Stat	'16-17	'18-19	'19-20	'20-21	Career
Double Figure Pts	11	34	25	23	93
Double Figure Rebs	-	-	-	-	-
Double-Doubles	-	-	-	-	-
5 + Assists	1	1	1	-	3
5 + Blocks	-	-	-	-	-
5 + Steals	-	1	-	1	2
Led Team in Pts	1	27	11	13	52
Led Team in Reb	-	6	3	2	11
20 + Points	-	20	11	15	46
30+ Points	-	6	2	4	12
40+ Points	-	1	-	-	1

NOTES

- Exploded for a season-high 38 against Ole Miss.
- Dropped 37 on UConn, the most by any player this century
- Scored 33 points against Florida, including a program record 17 free throws.
- Named SEC Player of the Week (Dec. 8, 2020).
- Dropped 22 points, including 10 made free throws, against Baylor.
- Scored 25 against FGCU, a 2020-21 season-high.
- Took over against Missouri at home last season, scoring a season-high 38 points.
- Dropped 32 against Kansas State last season.
- Played a career-high 40 minutes @ Cal last season.
- Dished a career-high six assists against ORU last season.

Opponent	Date	gs	min	Total		3-Pointers		Free throws		Rebounds			pf	a	t/o	blk	stl	pts	avg		
				fg-fga	pct	3fg-fga	pct	ft-fa	pct	off	def	tot								avg	
ORAL ROBERTS	11/25/20	*	23	4-8	.500	1-3	.333	8-11	.727	0	3	3	3.0	0	1	1	1	0	17	17.0	
vs Wake Forest	11/27/20	*	29	3-7	.429	1-4	.250	10-11	.909	1	5	6	4.5	3	2	0	0	1	17	17.0	
at FGCU	11/28/20	*	34	8-21	.381	3-6	.500	6-9	.667	3	3	6	5.0	3	0	6	0	25	19.7		
vs Maryland	11/29/20	*	28	5-14	.357	0-6	.000	8-10	.800	0	3	3	4.5	2	0	0	0	0	18	19.3	
LA.-MONROE	12/03/20	*	19	5-10	.500	2-7	.286	3-6	.500	0	2	2	4.0	1	1	0	0	1	15	18.4	
BAYLOR	12/06/20	*	24	6-13	.462	0-4	.000	10-12	.833	1	0	1	3.5	4	0	3	0	1	22	19.0	
at SMU	12/09/20	*	25	4-12	.333	3-9	.333	1-3	.333	0	3	3	3.4	1	3	3	1	4	12	18.0	
CENTRAL ARK.	12/13/20	*	21	9-13	.692	3-3	1.000	5-6	.833	0	1	1	3.1	2	0	1	0	2	26	19.0	
at Little Rock	12/19/20	*	29	6-11	.545	5-7	.714	1-2	.500	0	4	4	3.2	0	2	0	1	0	18	18.9	
at Kentucky	12/31/20	*	34	9-18	.500	1-3	.333	1-2	.500	1	2	3	3.2	2	0	3	0	1	20	19.0	
MISSOURI	01/03/21	*	34	8-22	.364	4-11	.364	5-6	.833	1	3	4	3.3	0	2	2	0	2	25	19.5	
at Tennessee	01/07/21	*	35	9-26	.346	1-10	.100	11-13	.846	1	6	7	3.6	0	3	1	0	5	30	20.4	
TEXAS A&M	01/10/21	*	30	6-15	.400	5-9	.556	4-4	1.000	2	2	4	3.6	4	2	6	0	0	21	20.5	
FLORIDA	01/14/21	*	36	7-19	.368	2-3	.667	17-17	1.000	1	3	4	3.6	1	3	4	1	1	33	21.4	
at South Carolina	01/18/21	*	36	8-18	.444	2-2	1.000	4-6	.667	0	5	5	3.7	1	1	3	1	1	22	21.4	
at Georgia	01/25/21	*	39	7-22	.318	0-3	.000	11-14	.786	4	4	8	4.0	1	0	2	0	3	25	21.6	
UCONN	01/28/21	*	39	13-21	.619	4-5	.800	7-10	.700	0	3	3	3.9	1	3	1	0	3	37	22.5	
AUBURN	01/31/21	*	35	5-14	.357	1-5	.200	5-7	.714	1	4	5	4.0	1	3	2	0	1	16	22.2	
at Missouri	02/04/21	*	38	9-21	.429	1-4	.250	8-8	1.000	0	5	5	4.1	3	0	0	0	1	27	22.4	
at Texas A&M	02/07/21	*	34	4-11	.364	2-4	.500	2-2	1.000	1	6	7	4.2	4	2	4	1	1	12	21.9	
MISSISSIPPI ST.	02/11/21	*	32	7-12	.583	2-3	.667	6-7	.857	1	4	5	4.2	3	1	4	0	2	22	21.9	
OLE MISS	02/19/21	*	39	11-22	.500	2-4	.500	14-17	.824	0	2	2	4.1	3	4	3	0	2	38	22.6	
at LSU	02/21/21	*	33	5-12	.417	2-4	.500	8-11	.727	1	2	3	4.1	4	1	6	0	3	20	22.5	
at Auburn	02/25/21	*	38	5-13	.385	1-4	.250	5-7	.714	0	4	4	4.1	2	1	7	0	0	16	22.3	
Totals			24	764	163-375	.435	48-123	.390	160-201	.796	19	79	98	4.1	46	35	62	6	35	534	22.3

Games played: 24
 Minutes/game: 31.8
 Points/game: 22.3
 FG Pct: 43.5
 3FG Pct: 39.0
 FT Pct: 79.6

Rebounds/game: 4.1
 Assists/game: 1.5
 Turnovers/game: 2.6
 Assist/turnover ratio: 0.6
 Steals/game: 1.5
 Blocks/game: 0.3

CAREER STATISTICS

Year	GP-GS	Min	Avg	FG	Total		3-Point		F-Throw		Rebounds			PF	FO	Ast	TO	Blk	Stl	Pts	Avg	
					FGA	Pct	FG	FGA	Pct	FT	FTA	Pct	Off									Def
2016-17	*33-18	695	21.1	81	214	.379	22	65	.338	60	74	.811	18	66	84	2.5	62	0	26	51	244	7.4

Oklahoma Stats*

Season	gp-gs	min/avg	fg-fga	pct	fg-fga	pct	ft-fa	pct	off	def	tot	avg	pf	fo	ast	to	blk	stl	pts	avg
2018-19	37-37	1227/33.2	232-574	.404	66-188	.351	229-275	.833	24	136	160	4.3	95	1	59	86	15	48	759	20.5
2019-20	32-32	958/29.9	171-458	.373	53-162	.327	146-189	.772	20	132	152	4.8	74	2	50	59	12	47	541	16.9
2020-21	24-24	764/31.8	163-375	.435	48-123	.390	160-201	.796	19	79	98	4.1	46	0	35	62	6	35	534	22.3
TOTAL	93-93	2949/31.7	566-1407	.402	167-473	.353	535-665	.805	63	347	410	4.4	215	3	144	207	33	130	1834	19.7



43 Makayla Daniels | So. | 5-8 | G | Frederick, Md. (Frederick HS)

SEASON HIGHS

Points	21	Maryland	11-29-20
FG Made	7	Maryland	11-29-20
FG Att.	15	Maryland	11-29-20
3FG Made	3	@ No. 7 TAMU	2-7-21*
3FG Att.	9	@ Tennessee	1-7-21
FT Made	6	ULM	12-3-20*
FT Att.	7	FGCU	11-28-20*
Off. Reb.	3	Oral Roberts	11-25-20
Def. Reb.	7	FGCU	11-28-20
Rebounds	7	FGCU	11-28-20
Assists	7	@ SMU	12-9-20
Blocks	1	@ Mizzou	2-4-21*
Steals	4	No. 8 TAMU	1-10-21
Minutes	39	No. 8 TAMU	1-10-21

CAREER HIGHS

Points	27	Oral Roberts	11-14-19
FG Made	8	Florida	1-26-20*
FG Att.	15	Maryland	11-29-20
3FG Made	6	Oral Roberts	11-14-19
3FG Att.	9	@ Tennessee	1-7-21
FT Made	8	Belmont	11-20-19
FT Att.	10	Belmont	11-20-19
Off. Reb.	3	Oral Roberts	11-25-20
Def. Reb.	7	FGCU	11-28-20
Rebounds	7	FGCU	11-28-20
Assists	7	@ SMU	12-9-20
Blocks	1	@ Mizzou	2-4-21*
Steals	5	Kansas State	12-7-19
Minutes	39	No. 8 TAMU	1-10-21

*Most Recent

NOTES

- Scored 21 against No. 12 Maryland, her first 20+ point game of the season.
- Dished a career-best six assists against UT Martin.
- Had a career-high five steals against Kansas State.
- Dropped 21 against Belmont.
- Named SEC Freshman of the Week after standout performances against ORU and SB (11/19).
- Was sensational against ORU, going for a career-high 27 points.
- Also made six threes on just seven attempts.
- Scored 11 points in her Arkansas debut in 26 minutes played.

Opponent	Date	gs	min	Total		3-Pointers		Free throws		Rebounds					pf	a	t/o	blk	stl	pts	avg
				fg-fga	pct	3fg-fga	pct	ft-fa	pct	off	def	tot	avg								
ORAL ROBERTS	11/25/20	*	24	3-14	.214	2-6	.333	6-6	1.000	3	3	6	6.0	3	1	0	0	3	14	14.0	
vs Wake Forest	11/27/20	*	27	5-17	.294	2-5	.400	6-7	.857	1	2	3	4.5	5	5	3	0	1	18	16.0	
at FGCU	11/28/20	*	32	5-9	.556	0-1	.000	5-7	.714	0	7	7	5.3	3	2	1	0	2	15	15.7	
vs Maryland	11/29/20	*	26	7-15	.467	2-6	.333	5-6	.833	1	3	4	5.0	4	3	3	0	1	21	17.0	
LA.-MONROE	12/03/20	*	23	2-4	.500	1-3	.333	6-6	1.000	0	2	2	4.4	2	4	2	0	0	11	15.8	
BAYLOR	12/06/20	*	35	4-14	.286	3-8	.375	5-5	1.000	1	2	3	4.2	2	1	3	0	1	16	15.8	
at SMU	12/09/20	*	25	4-8	.500	2-4	.500	3-3	1.000	0	3	3	4.0	1	7	1	0	2	13	15.4	
CENTRAL ARK.	12/13/20	*	22	3-9	.333	0-3	.000	1-2	.500	0	3	3	3.9	2	3	1	1	2	7	14.4	
at Little Rock	12/19/20	*	33	4-7	.571	2-3	.667	1-2	.500	0	3	3	3.8	0	2	4	0	2	11	14.0	
ARK.-PINE BLUFF	12/21/20	*	25	4-10	.400	2-5	.400	3-4	.750	1	2	3	3.7	3	2	1	0	1	13	13.9	
at Kentucky	12/31/20	*	27	3-12	.250	1-5	.200	2-3	.667	0	1	1	3.5	2	0	2	0	2	9	13.5	
MISSOURI	01/03/21	*	34	6-14	.429	2-8	.250	2-2	1.000	0	5	5	3.6	2	2	0	0	3	16	13.7	
at Tennessee	01/07/21	*	26	3-11	.273	2-9	.222	1-2	.500	0	2	2	3.5	1	3	1	0	1	9	13.3	
TEXAS A&M	01/10/21	*	39	5-13	.385	3-8	.375	3-4	.750	0	1	1	3.3	3	3	2	0	4	16	13.5	
FLORIDA	01/14/21	*	32	5-5	1.000	0-0	.000	1-2	.500	1	3	4	3.3	3	2	0	0	2	11	13.3	
at South Carolina	01/18/21	*	26	4-10	.400	2-4	.500	0-0	.000	0	1	1	3.2	2	1	2	0	2	10	13.1	
at Georgia	01/25/21	*	32	4-8	.500	1-2	.500	4-5	.800	1	2	3	3.2	1	1	1	0	2	13	13.1	
UCONN	01/28/21	*	32	4-9	.444	3-4	.750	0-1	.000	0	1	1	3.1	3	3	0	1	1	11	13.0	
AUBURN	01/31/21	*	23	1-5	.200	1-3	.333	4-4	1.000	0	1	1	2.9	4	0	3	0	2	7	12.7	
at Missouri	02/04/21	*	17	1-4	.250	1-3	.333	1-2	.500	0	0	0	2.8	4	4	1	1	0	4	12.3	
at Texas A&M	02/07/21	*	29	5-12	.417	3-6	.500	0-0	.000	0	2	2	2.8	2	3	1	0	1	13	12.3	
MISSISSIPPI ST.	02/11/21	*	30	2-8	.250	0-1	.000	5-6	.833	0	2	2	2.7	2	1	2	0	3	9	12.1	
OLE MISS	02/19/21	*	24	3-4	.750	1-2	.500	0-0	.000	0	1	1	2.7	4	2	2	0	0	7	11.9	
at LSU	02/21/21	*	36	1-4	.250	1-3	.333	3-4	.750	0	5	5	2.8	3	2	3	0	1	6	11.7	
at Auburn	02/25/21	*	22	4-6	.667	2-3	.667	1-1	1.000	0	2	2	2.7	4	2	1	1	0	11	11.6	
Totals			25	701	92-232	.397	39-105	.371	68-84	.810	9	59	68	2.7	65	59	40	4	39	291	11.6

Games played: 25
 Minutes/game: 28.0
 Points/game: 11.6
 FG Pct: 39.7
 3FG Pct: 37.1
 FT Pct: 81.0

Rebounds/game: 2.7
 Assists/game: 2.4
 Turnovers/game: 1.6
 Assist/turnover ratio: 1.5
 Steals/game: 1.6
 Blocks/game: 0.2

SEASON | CAREER SUPERLATIVES

Stat	'19-20	'20-21	Career
Double Figure Pts	10	16	26
Double Figure Rebs	-	-	-
Double-Doubles	-	-	-
5 + Assists	3	2	5
5 + Blocks	-	-	-
5 + Steals	1	-	1
Led Team in Pts	3	1	4
Led Team in Reb	-	-	-
20 + Points	2	1	3

CAREER STATISTICS

Season	gp-gs	min/avg	fg-fga	pct	fg-fga	pct	ft-fa	pct	off	def	tot	avg	pf	fo	ast	to	blk	stl	pts	avg
2019-20	32-32	716/22.4	107-216	.495	25-56	.446	60-77	.779	7	48	55	1.7	67	1	77	44	2	45	299	9.3
2020-21	25-25	701/28.0	92-232	.397	39-105	.371	68-84	.810	9	59	68	2.7	65	1	59	40	4	39	291	11.6
TOTAL	57-57	1417/24.9	199-448	.444	64-161	.398	128-161	.795	16	107	123	2.2	132	2	136	84	6	84	590	10.4



Marquesha Davis
So | 6-0 | G
McGehee, Ark.



Elauna Eaton
Fr | 6-0 | G
Helena, Ark.



Erynn Barnum
RSO | 6-2 | F
Little Rock, Arkansas



Rylee Langerman
Fr | 5-9 | G
Del City, Okla.



Destiny Slocum
RSr | 5-9 | G
Meridian, Idaho



Grayce Spangler
Sr | 5-11 | G
Fayetteville, Arkansas




Jaielyn Mason
RSr | 5-9 | G
Mason, Ohio



Destinee McGhee
Fr | 6-2 | F
Huntsville, Ala.



Avery Hughes
So | 5-7 | G
Bentonville, Ark.



Amber Ramirez
RSr | 5-9 | G
San Antonio, Texas



Taylah Thomas
Sr | 6-1 | F
Arlington, Texas



Destinee Oberg
So | 6-3 | C
Burnsville, Minnesota



Macy Weaver
Sr | 6-3 | F
Davis Junction, Ill.



Chelsea Dungee
RSr | 5-11 | G
Sapulpa, Oklahoma



Makayla Daniels
So | 5-9 | G
Frederick, Md.



Mike Neighbors
Head Coach
Fourth Season



Todd Schaefer
Associate Head Coach
Fourth Season



Pauline Love
Assistant Coach
Fourth Season



Chantel Osahor
Assistant Coach
Second Season




Amber Shirey
Director of Operations




C'eira Ricketts
Director of SA Development



Jeff Brazil
Director of Video and Scouting



Simone Rush
Athletic Trainer



Kelsey Plum
Graduate Assistant



Official Basketball Box Score -- Game Totals -- Final Statistics Oral Roberts vs Arkansas 11/25/20 11:00 am at Fayetteville, AR



Oral Roberts 49 • 0-1,0-0 Summit L

#	Player	Total			3-Ptr			Rebounds			PF	TP	A	TO	Blk	Stl	Min
		FG-FGA	FG-FGA	FT-FTA	FG-FGA	FG-FGA	FT-FTA	Off	Def	Tot							
32	Adlysyn Moore	f	0-2	0-0	0-0	2	3	5	5	0	0	3	0	0	0	16	
20	Regan Schumacher	c	3-6	0-0	2-6	1	1	2	5	8	0	1	0	1	18		
02	Tierney Coleman	g	3-8	0-3	3-4	0	4	4	9	0	5	0	1	20			
14	Ariel Walker	g	2-6	0-3	0-2	0	6	6	2	4	1	2	0	27			
33	Kenji Jo Lippe	g	0-1	0-1	0-0	0	2	2	0	0	0	1	0	2			
00	Tyajia Coleman	g	0-2	0-2	2-2	0	1	1	4	2	1	5	0	21			
03	Corrie Anderson	g	0-0	0-0	0-0	0	0	0	0	0	0	0	0	2			
04	Hannah Giddey	g	0-1	0-0	0-0	1	5	6	1	0	1	0	1	16			
11	Gem Summers	g	0-4	0-0	3-4	0	2	2	3	3	0	3	0	16			
12	Camryn Hill	g	3-6	1-2	0-0	0	1	1	3	7	1	6	0	21			
22	Faith Paramore	g	5-13	2-7	2-2	2	5	7	3	14	0	3	0	32			
24	Courtlyn Loudermill	g	1-3	0-1	0-0	0	1	1	2	2	1	0	0	9			
Team						1	1	2									
Totals			17-52	3-19	12-20	7	32	39	32	49	5	29	1	4	200		
1st - FG %:		2-10	20.0%	2nd:	5-15	33.3%	3rd:	4-14	28.6%	4th:	6-13	46.2%	Game:	17-52	32.7%	Deadball	
3FG %:		0-5	0.0%	2-6	33.3%	1-3	33.3%	3-19	15.8%	12-20	60.0%	5.2					
FT %:		2-2	100.0%	9-12	75.0%	0-4	0.0%										

Arkansas 96 • 1-0,0-0 SEC

#	Player	Total			3-Ptr			Rebounds			PF	TP	A	TO	Blk	Stl	Min
		FG-FGA	FG-FGA	FT-FTA	FG-FGA	FG-FGA	FT-FTA	Off	Def	Tot							
24	THOMAS, Taylah	f	2-4	0-0	0-0	9	4	13	1	4	3	0	0	2	17		
12	SLOCUM, Destiny	g	9-14	2-6	2-3	0	0	0	3	22	3	0	0	1	28		
23	RAMIREZ, Amber	g	1-10	1-6	0-0	0	0	2	3	1	3	0	2	22			
33	DUNGEE, Chelsea	g	4-8	1-3	8-11	0	3	3	0	17	1	1	1	0	23		
43	DANIELS, Makayla	g	3-14	2-6	6-6	3	3	6	3	14	1	0	0	3	24		
01	DAVIS, Marquasha	g	4-9	0-0	3-6	4	7	11	0	11	1	0	0	5	18		
04	BARNUM, Erynn	g	5-10	0-2	4-12	1	3	4	0	14	1	0	1	2	16		
11	LANGERMAN, Rylee	g	1-3	1-2	0-0	0	4	4	1	3	0	1	0	0	10		
14	MASON, Jaiilyn	g	0-1	0-1	2-2	0	1	1	2	2	0	0	0	2	17		
20	McGHEE, Destinee	g	0-2	0-1	1-2	1	0	1	1	1	0	0	0	5			
22	HUGHES, Avery	g	1-2	1-2	0-0	0	0	0	1	3	0	1	0	7			
25	OBERG, Destinee	g	1-1	0-0	0-0	2	0	2	0	2	0	3	0	7			
30	WEAVER, Macy	g	0-1	0-0	0-0	0	2	2	1	0	0	0	0	6			
Team						3	3	6									
Totals			31-79	8-29	26-42	23	30	53	15	96	11	9	2	18	200		
1st - FG %:		7-19	36.8%	2nd:	8-16	50.0%	3rd:	10-19	52.6%	4th:	6-25	24.0%	Game:	31-79	39.2%	Deadball	
3FG %:		0-6	0.0%	4-9	44.4%	3-7	42.9%	1-7	14.3%	8-29	27.6%	7.1					
FT %:		3-5	60.0%	8-14	57.1%	8-13	61.5%	7-10	70.0%	26-42	61.9%						

Officials: Kelly Johnson, Chaney Muench, Bryan Enterline

Technical fouls: Oral Roberts-None, Arkansas-None.

Attendance: 1428

2020-21 Women's Basketball. Round: 0. Arkansas vs Oral Roberts. Played at Bud

Score by periods	1st	2nd	3rd	4th	Total
Oral Roberts	6	13	17	13	49
Arkansas	17	28	31	20	96



Official Basketball Box Score -- Game Totals -- Final Statistics Wake Forest vs Arkansas 11/27/20 11:30 am at Fort Myers, FL



Wake Forest 82 • 0-1,0-0 ACC

#	Player	Total			3-Ptr			Rebounds			PF	TP	A	TO	Blk	Stl	Min
		FG-FGA	FG-FGA	FT-FTA	FG-FGA	FG-FGA	FT-FTA	Off	Def	Tot							
11	Ivana Raca	f	4-12	0-3	1-4	3	8	11	1	9	1	3	0	1	29		
23	Christina Morra	f	4-7	0-0	6-7	4	5	9	4	14	2	5	3	0	32		
05	Gina Conti	g	8-12	3-5	4-4	0	3	3	0	23	5	2	0	1	29		
24	Jewel Spear	g	2-7	2-7	0-0	0	0	0	3	6	0	2	0	0	19		
32	Alexandria Scruggs	g	5-14	2-4	1-2	4	3	7	1	13	1	2	0	2	32		
01	Anaia Hoard	g	1-4	0-3	0-0	0	0	0	2	2	0	0	0	0	8		
02	Kaia Harrison	g	2-7	0-1	2-3	0	0	0	1	6	0	2	0	0	11		
03	Mckenzie Maier	g	0-0	0-0	0-0	0	0	0	0	0	0	0	0	0	3		
04	Aliyah McWhorter	g	0-0	0-0	0-0	0	0	0	0	0	0	0	0	0	1		
15	Nevaeh Brown	g	2-7	0-2	4-4	0	0	0	4	8	1	0	0	0	15		
20	Olivia Summie!	g	0-1	0-0	1-2	4	6	10	2	1	2	2	0	1	20		
25	Demera Hinds	g	0-0	0-0	0-0	0	0	0	0	0	0	0	0	0	1		
Team						4	0	4									
Totals			28-71	7-25	19-26	19	25	44	18	82	12	19	3	5	200		
1st - FG %:		8-19	42.1%	2nd:	6-14	42.9%	3rd:	7-18	38.9%	4th:	7-20	35.0%	Game:	28-71	39.4%	Deadball	
3FG %:		4-9	44.4%	2-6	33.3%	1-5	20.0%	0-5	0.0%	10-14	71.4%	7.25	28.0%	Rebounds	4.3		
FT %:		0-0	0.0%	6-7	85.7%	3-5	60.0%										

Arkansas 98 • 2-0,0-0 SEC

#	Player	Total			3-Ptr			Rebounds			PF	TP	A	TO	Blk	Stl	Min
		FG-FGA	FG-FGA	FT-FTA	FG-FGA	FG-FGA	FT-FTA	Off	Def	Tot							
24	THOMAS, Taylah	f	5-11	0-0	1-1	6	3	9	4	11	1	1	0	0	28		
12	SLOCUM, Destiny	g	6-14	4-9	0-0	0	4	4	2	16	2	3	0	0	31		
23	RAMIREZ, Amber	g	9-11	4-6	0-0	0	3	3	3	22	2	0	0	0	33		
33	DUNGEE, Chelsea	g	3-7	1-4	10-11	1	5	6	3	17	2	0	0	1	29		
43	DANIELS, Makayla	g	5-17	2-5	6-7	1	2	3	5	18	5	3	0	1	27		
01	DAVIS, Marquasha	g	0-2	0-0	0-0	1	1	2	2	0	1	2	0	1	11		
04	BARNUM, Erynn	g	4-6	0-0	4-6	0	5	5	2	12	1	1	2	0	16		
11	LANGERMAN, Rylee	g	0-0	0-0	0-0	0	1	1	0	0	0	0	0	0	1		
14	MASON, Jaiilyn	g	1-2	0-0	0-0	0	1	1	1	2	3	0	0	2	22		
20	McGHEE, Destinee	g	0-0	0-0	0-0	0	0	0	2	0	0	0	0	0	2		
Team						1	2	3									
Totals			33-70	11-24	21-25	10	27	37	24	98	17	10	2	5	200		
1st - FG %:		10-18	55.6%	2nd:	8-18	44.4%	3rd:	10-15	66.7%	4th:	5-19	26.3%	Game:	33-70	47.1%	Deadball	
3FG %:		2-6	33.3%	2-6	33.3%	5-7	71.4%	2-5	40.0%	10-14	71.4%	11.24	45.8%	Rebounds	3		
FT %:		1-1	100.0%	1-4	25.0%	12-13	92.3%	7-7	100.0%	21-25	84.0%						

Officials: Technical fouls: Wake Forest-None, Arkansas-None.

Attendance: 2020-21 Women's Basketball. Round: 0. Arkansas vs Wake Forest. Played at Alico

Score by periods	1st	2nd	3rd	4th	Total
Wake Forest	20	20	18	24	82
Arkansas	23	19	37	19	98



Official Basketball Box Score -- Game Totals -- Final Statistics Arkansas vs FGCU 11/28/20 3:30 pm at Fort Myers, FL



Arkansas 86 • 3-0,0-0 SEC

#	Player	Total			3-Ptr			Rebounds			PF	TP	A	TO	Blk	Stl	Min
		FG-FGA	FG-FGA	FT-FTA	FG-FGA	FG-FGA	FT-FTA	Off	Def	Tot							
24	THOMAS, Taylah	f	3-6	0-0	5-5	3	7	10	2	11	2	1	1	0	24		
12	SLOCUM, Destiny	g	5-13	1-4	1-1	0	6	6	4	12	5	3	0	0	28		
23	RAMIREZ, Amber	g	3-8	2-4	4-4	0	2	2	3	12	0	3	0	1	33		
33	DUNGEE, Chelsea	g	8-21	3-6	6-9	3	3	6	3	25	0	6	0	0	34		
43	DANIELS, Makayla	g	5-9	0-1	5-7	0	7	7	3	15	2	1	0	2	32		
01	DAVIS, Marquasha	g	0-2	0-0	2-2	1	1	2	0	2	0	0	0	0	4		
04	BARNUM, Erynn	g	3-4	0-0	3-6	1	3	4									



Official Basketball Box Score -- Game Totals -- Final Statistics
La.-Monroe vs Arkansas
12/03/20 5:30 pm at Fayetteville, AR



La.-Monroe 50 • 0-1,0-0 Sun Belt

#	Player	Total			3-Ptr			Rebounds			PF	TP	A	TO	Blk	Stl	Min	
		FG-FGA	FG-FGA	FT-FTA	FG-FGA	FG-FGA	FT-FTA	Off	Def	Tot								
04	Kierra Crockett	f	1-3	0-0	0-2	2	9	11	4	2	0	0	0	2	27			
11	Whitney Goins	f	4-10	3-6	0-0	2	0	2	2	11	1	2	0	0	21			
24	Diamond Brooks	c	0-0	0-0	4-4	1	2	3	0	4	0	0	0	0	15			
02	Gara Beth Self	g	2-7	1-2	0-0	0	4	4	3	5	1	4	0	0	17			
21	Kyren Whittington	g	2-12	0-3	4-4	0	1	1	2	8	0	4	0	0	18			
03	Linda van Schaik	g	2-8	2-7	2-4	0	2	2	3	8	0	1	0	0	19			
12	Morgan Hill	g	0-0	0-0	0-2	1	1	2	4	0	0	1	1	0	7			
13	Gracen Williams	g	2-7	0-1	0-0	0	0	0	3	4	3	3	0	0	25			
23	Tasionna McDowell	g	1-3	0-0	0-0	1	3	4	2	2	0	1	0	0	21			
32	Sadie Williams	g	3-7	0-0	0-0	0	0	0	1	6	2	2	0	0	20			
40	Hannah Edwards	g	0-2	0-0	0-0	0	3	3	0	0	0	0	1	0	10			
Team						2	1	3										
Totals			17-59	6-19	10-16	9	26	35	24	50	7	18	2	2	200			
1st FG %:		3-14	21.4%	2nd:	7-17	41.2%	3rd:	4-17	23.5%	4th:	3-11	27.3%	Game:		17-59	28.8%	Deadball	
3FG %:		1-5	20.0%	2-4	50.0%	1-6	16.7%	2-4	50.0%	6-19	31.6%	0-4	0.0%	4-15	26.7%	Rebounds		
FT %:		2-2	100.0%	6-8	75.0%	2-4	50.0%	0-2	0.0%	10-16	62.5%	3-4	75.0%	12-18	66.7%	4		

Arkansas 103 • 4-1,0-0 SEC

#	Player	Total			3-Ptr			Rebounds			PF	TP	A	TO	Blk	Stl	Min	
		FG-FGA	FG-FGA	FT-FTA	FG-FGA	FG-FGA	FT-FTA	Off	Def	Tot								
24	THOMAS, Taylah	f	0-1	0-0	2-2	1	7	8	0	2	0	0	0	1	14			
12	SLOCUM, Destiny	g	8-12	1-4	1-1	0	3	3	1	18	3	0	0	0	21			
23	RAMIREZ, Amber	g	3-5	3-5	2-2	0	1	1	0	11	3	0	0	3	24			
33	DUNGEE, Chelsea	g	5-10	2-7	3-6	0	2	2	1	15	1	0	0	1	19			
43	DANIELS, Makayla	g	2-4	1-3	6-6	0	2	2	2	11	4	2	0	0	23			
04	DAVIS, Marquasha	g	5-9	1-3	3-5	0	3	3	3	14	0	1	1	3	20			
01	BARNUM, Erynn	g	7-9	0-0	3-5	0	8	8	0	17	1	1	0	1	16			
11	LANGERMAN, Rylee	g	1-1	1-1	1-2	0	0	0	3	4	0	0	0	0	14			
14	MASON, Jailyn	g	2-4	1-3	0-0	0	1	1	1	5	2	0	0	0	19			
20	McGHEE, Destinee	g	3-4	0-0	0-0	1	2	3	0	6	0	0	0	0	6			
22	HUGHES, Avery	g	0-3	0-2	0-0	0	0	0	0	2	1	0	1	0	10			
25	OBBERG, Destinee	g	0-3	0-0	0-0	3	3	6	0	0	2	0	1	0	10			
30	WEAVER, Macy	g	0-0	0-0	0-0	1	1	2	1	0	0	0	0	0	4			
Team						1	2	3										
Totals			36-65	10-28	21-29	7	35	42	12	103	18	5	2	10	200			
1st FG %:		11-17	64.7%	2nd:	7-14	50.0%	3rd:	8-18	44.4%	4th:	10-16	62.5%	Game:		36-65	55.4%	Deadball	
3FG %:		3-9	33.3%	3-7	42.9%	3-11	27.3%	1-1	100.0%	10-28	35.7%	1-5	20.0%	5-20	25.0%	Rebounds		
FT %:		6-9	66.7%	11-15	73.3%	0-0	0.0%	4-5	80.0%	21-29	72.4%	7-10	70.0%	30-39	76.9%	4		

Officials: Missy Brooks, Natasha Camy, Cameron Inouye

Technical fouls: La.-Monroe-None. Arkansas-None.

Attendance: 1366

2020-21 Women's Basketball. Round: 0. Arkansas vs La.-Monroe. Played at Bud Wa

Score by periods	1st	2nd	3rd	4th	Total
La.-Monroe	9	22	11	8	50
Arkansas	31	28	19	25	103



Official Basketball Box Score -- Game Totals -- Final Statistics
Arkansas vs SMU
12/09/20 7:00 pm at Dallas, TX



Arkansas 79 • 6-1,0-0 SEC

#	Player	Total			3-Ptr			Rebounds			PF	TP	A	TO	Blk	Stl	Min	
		FG-FGA	FG-FGA	FT-FTA	FG-FGA	FG-FGA	FT-FTA	Off	Def	Tot								
24	THOMAS, Taylah	f	2-4	0-0	0-0	0	8	8	1	4	0	1	1	0	18			
12	SLOCUM, Destiny	g	3-8	3-7	0-0	0	4	4	1	9	5	0	0	1	29			
23	RAMIREZ, Amber	g	6-14	6-14	0-0	0	2	2	0	18	2	2	0	0	25			
33	DUNGEE, Chelsea	g	4-12	3-9	1-3	0	3	3	1	12	3	3	1	4	25			
43	DANIELS, Makayla	g	4-8	2-4	3-3	0	3	3	1	13	7	1	0	2	25			
04	BARNUM, Erynn	g	3-6	0-1	1-1	1	7	8	1	7	1	3	2	0	15			
11	LANGERMAN, Rylee	g	1-1	1-1	1-2	0	2	2	1	4	0	3	1	0	15			
14	MASON, Jailyn	g	2-4	1-3	0-0	0	2	2	1	5	4	0	0	0	21			
20	McGHEE, Destinee	g	3-5	0-0	1-2	2	1	3	0	7	0	0	0	0	7			
22	HUGHES, Avery	g	0-0	0-0	0-0	0	1	1	0	0	0	1	0	0	9			
25	OBBERG, Destinee	g	0-1	0-0	0-2	0	0	0	2	0	2	2	0	0	7			
30	WEAVER, Macy	g	0-0	0-0	0-0	0	0	0	2	0	0	0	0	1	4			
Team						0	6	6										
Totals			28-63	16-39	7-13	3	39	42	11	79	24	16	5	8	200			
1st FG %:		8-17	47.1%	2nd:	5-12	41.7%	3rd:	10-20	50.0%	4th:	5-14	35.7%	Game:		28-63	44.4%	Deadball	
3FG %:		7-15	46.7%	4-10	40.0%	5-10	50.0%	0-4	0.0%	16-39	41.0%	3-8	37.5%	6-25	24.0%	Rebounds		
FT %:		0-0	0.0%	2-4	50.0%	1-1	100.0%	4-8	50.0%	7-13	53.8%	4-4	100.0%	10-13	76.9%	5		

SMU 47 • 0-4,0-0 AAC

#	Player	Total			3-Ptr			Rebounds			PF	TP	A	TO	Blk	Stl	Min	
		FG-FGA	FG-FGA	FT-FTA	FG-FGA	FG-FGA	FT-FTA	Off	Def	Tot								
12	Jahnaria Brown	f	1-6	0-0	0-0	1	7	8	2	2	0	2	3	1	26			
23	BriShonne Tollie	f	0-6	0-0	0-0	3	3	6	1	0	1	3	0	0	19			
10	Rhyle McKinney	g	5-16	1-5	2-2	0	1	1	0	13	2	3	0	0	29			
13	Reagan Bradley	g	0-3	0-1	0-0	1	4	5	1	0	2	2	0	0	22			
32	Kayla White	g	6-17	3-9	0-2	2	7	9	0	15	1	4	0	0	30			
00	Tamia Jones	g	1-5	1-1	1-2	1	4	5	4	4	5	1	0	1	21			
02	Ariana Whitfield	g	2-4	2-4	0-0	0	1	1	0	6	0	2	0	0	10			
03	Jayla Brooks	g	1-6	0-1	0-0	2	0	2	3	2	1	3	0	0	21			
14	Paige Bayliss	g	0-1	0-0	0-0	0	1	1	0	0	1	0	0	0	2			
22	Florence Tshimanga	g	1-2	0-0	0-1	1	0	1	0	2	0	0	0	0	2			
24	JaQuia White	g	1-4	1-1	0-0	1	2	3	2	3	1	0	0	2	18			
Team						0	3	3			1							
Totals			18-70	8-22	3-7	12	33	45	13	47	14	21	3	4	200			
1st FG %:		3-14	21.4%	2nd:	4-16	25.0%	3rd:	3-18	16.7%	4th:	8-22	36.4%	Game:		18-70	25.7%	Deadball	
3FG %:		1-4	25.0%	1-4	25.0%	2-8	25.0%	4-6	66.7%	8-22	36.4%	3-3	100.0%	9-12	75.0%	Rebounds		
FT %:		0-0	0.0%	1-2	50.0%	2-2	100.0%	0-3	0.0%	3-7	42.9%					5		

Officials: Ed Sidlasky, Fatou Cissoko-Stephens, Joseph Vaszily

Technical fouls: Arkansas-None. SMU-None.

Attendance: 216

2020-21 Women's Basketball. Round: 0. Arkansas vs SMU. Played at Moody Coliseum

Score by periods	1st	2nd	3rd	4th	Total
Arkansas	23	16	26	14	79
SMU	7	10	10	20	47



Official Basketball Box Score -- Game Totals -- Final Statistics
Baylor vs Arkansas
12/06/20 5:00 pm at Fayetteville, AR



Baylor 78 • 2-1,0-0 Big 12

#	Player	Total			3-Ptr			Rebounds			PF	TP	A	TO	Blk	Stl	Min
		FG-FGA	FG-FGA	FT-FTA	FG-FGA	FG-FGA	FT-FTA	Off	Def	Tot							
01	NaLyssa Smith	f	7-13	0-0	2-4	2	5	7	4	16	1	1	2	2	33		
25	Queen Egbo	c	2-6	0-0	2-2	2	5	7	5	6	1	4	0	0	11		
02	DiDi Richards	g	4-8	0-0	0-2	0	7	7	3	8	8	6	0				



Official Basketball Box Score -- Game Totals -- Final Statistics Arkansas vs Little Rock 12/19/20 2:00 pm at Little Rock, AR



Arkansas 80 • 8-1,0-0 SEC

#	Player	Total FG-FGA	3-Ptr FG-FGA	FT-FTA	Rebounds			PF	TP	A	TO	Blk	Stl	Min		
					Off	Def	Tot									
24	THOMAS, Taylah	0-1	0-0	1-2	1	2	3	1	1	0	0	0	0	20		
12	SLOCUM, Destiny	6-11	1-5	3-4	1	4	5	2	16	4	0	0	0	33		
23	RAMIREZ, Amber	3-6	3-6	1-2	1	1	2	1	10	2	0	0	1	35		
33	DUNGEE, Chelsea	6-11	5-7	1-2	0	4	4	0	18	2	0	1	0	29		
43	DANIELS, Makayla	4-7	2-3	1-2	0	3	3	0	11	2	4	0	2	33		
01	DAVIS, Marquesha	2-2	0-0	3-4	0	0	0	2	7	3	0	0	0	11		
04	BARNUM, Erynn	4-8	0-0	0-2	0	6	6	4	8	0	1	2	0	20		
14	MASON, Jaielyn	3-6	3-6	0-0	0	2	2	3	9	0	0	0	1	19		
Team					1	0	1			2						
Totals		28-52	14-27	10-18	4	22	26	13	80	13	7	3	4	200		
1st - FG %:		10-17	58.8%	2nd:	5-13	38.5%	3rd:	7-12	58.3%	4th:	6-10	60.0%	Game:	28-52	53.8%	Deadball
3FG %:		5-9	55.6%		2-6	33.3%		5-7	71.4%		2-5	40.0%		14-27	51.9%	Rebounds
FT %:		1-2	50.0%		0-0	0.0%		4-6	66.7%		5-10	50.0%		10-18	55.6%	6

Little Rock 70 • 4-3,0-0 Sun Belt

#	Player	Total FG-FGA	3-Ptr FG-FGA	FT-FTA	Rebounds			PF	TP	A	TO	Blk	Stl	Min		
					Off	Def	Tot									
10	Krystan Vornes	5-9	0-0	2-3	8	5	13	3	12	0	2	1	0	37		
31	Brianna Crane	12-19	0-0	3-4	2	4	6	1	27	1	4	0	0	39		
35	Teal Battle	6-14	0-0	6-8	2	3	5	3	18	1	1	0	0	39		
04	Mayra Caicedo	1-2	0-0	0-0	0	4	4	1	2	10	3	0	1	40		
23	Bre'Amber Scott	2-15	1-5	2-2	0	4	4	3	7	2	1	0	0	33		
02	Darrel Johnson	1-1	0-0	0-0	0	0	0	1	2	0	0	0	0	4		
12	Tia Harvey	0-0	0-0	0-0	0	1	1	0	0	0	0	0	0	4		
34	Angelique Francis	1-1	0-0	0-0	0	0	0	0	2	0	0	0	0	4		
Team					2	1	3			1						
Totals		28-61	1-5	13-17	14	22	36	12	70	14	12	1	1	200		
1st - FG %:		6-16	37.5%	2nd:	7-13	53.8%	3rd:	6-17	35.3%	4th:	9-15	60.0%	Game:	28-61	45.9%	Deadball
3FG %:		0-0	0.0%		0-2	0.0%		0-1	0.0%		1-2	50.0%		1-5	20.0%	Rebounds
FT %:		0-0	0.0%		5-6	83.3%		4-5	80.0%		4-6	66.7%		13-17	76.5%	1

Officials: Eric Baker, Karleena Tobin, Brian Hall
 Technical fouls: Arkansas-None. Little Rock-None.
 Attendance: 1061
 2020-21 Women's Basketball. Round: 0. Arkansas vs Little Rock. Played at Jack

Score by periods	1st	2nd	3rd	4th	Total
Arkansas	26	12	23	19	80
Little Rock	12	19	16	23	70



Official Basketball Box Score -- Game Totals -- Final Statistics Ark.-Pine Bluff vs Arkansas 12/21/20 1:00 pm at Fayetteville, AR



Ark.-Pine Bluff 52 • 1-4,0-0 SWAC

#	Player	Total FG-FGA	3-Ptr FG-FGA	FT-FTA	Rebounds			PF	TP	A	TO	Blk	Stl	Min		
					Off	Def	Tot									
05	Trasly Totten	0-7	0-0	0-0	1	5	6	1	0	1	2	0	1	18		
12	Khadajah Brown	4-15	0-0	5-6	6	4	10	2	13	0	3	3	1	32		
33	Nissa Sam-Grant	1-3	1-1	2-4	1	2	3	1	5	1	3	1	0	19		
03	Joyce Kennerson	3-10	1-3	3-6	0	3	3	1	10	3	3	0	1	38		
24	Kaila Walker	5-13	3-9	2-2	0	2	2	4	15	0	3	0	0	28		
01	Ashlynn Green	1-3	0-2	0-0	0	1	1	2	2	0	0	0	0	10		
04	Jazzeem Bethea	0-2	0-0	0-0	1	0	1	0	0	0	1	0	0	5		
11	Tyler Pyburn	2-9	1-4	0-0	0	7	7	2	5	1	0	0	1	29		
25	Kayla Simmons	0-2	0-1	2-2	1	1	2	2	2	1	0	0	0	11		
30	Jahny Anderson	0-0	0-0	0-0	0	0	0	0	0	0	1	0	0	3		
34	Marquita Cotton	0-0	0-0	0-0	0	1	1	0	0	0	0	0	0	1		
44	Maya Peat	0-1	0-0	0-0	0	0	0	1	0	0	0	0	0	6		
Team					3	2	5			1						
Totals		16-65	6-26	14-20	13	28	41	16	52	7	17	4	4	200		
1st - FG %:		4-18	22.2%	2nd:	2-14	14.3%	3rd:	6-18	33.3%	4th:	4-15	26.7%	Game:	16-65	24.6%	Deadball
3FG %:		1-5	20.0%		1-8	12.5%		2-8	25.0%		2-5	40.0%		6-26	23.1%	Rebounds
FT %:		3-4	75.0%		3-6	50.0%		1-2	50.0%		7-8	87.5%		14-20	70.0%	5,2

Arkansas 86 • 9-1,0-0 SEC

#	Player	Total FG-FGA	3-Ptr FG-FGA	FT-FTA	Rebounds			PF	TP	A	TO	Blk	Stl	Min		
					Off	Def	Tot									
24	THOMAS, Taylah	4-5	0-0	3-3	2	3	5	0	11	1	1	1	2	13		
12	SLOCUM, Destiny	7-12	4-7	0-0	0	1	1	0	18	3	1	0	0	25		
14	MASON, Jaielyn	0-4	0-3	0-0	0	2	2	2	0	1	1	0	0	21		
23	RAMIREZ, Amber	1-3	0-2	0-0	0	3	3	0	2	1	2	0	1	15		
43	DANIELS, Makayla	4-10	2-5	3-4	1	2	3	3	13	2	1	0	1	25		
01	DAVIS, Marquesha	6-13	1-4	2-2	2	2	4	2	15	2	1	2	1	26		
04	BARNUM, Erynn	4-9	1-3	4-8	3	7	10	2	13	1	1	1	1	20		
11	LANGERMAN, Rylee	1-7	1-5	0-0	0	1	1	1	3	3	2	0	0	19		
20	MCHEE, Destinee	0-0	0-0	0-0	0	1	1	0	0	0	0	0	0	4		
22	HUGHES, Avery	2-2	2-2	0-0	0	1	1	1	6	2	0	0	0	10		
25	OBBERG, Destinee	1-1	0-0	0-0	0	3	3	1	2	2	1	0	0	12		
30	WEAVER, Macy	1-1	0-0	1-3	2	1	3	3	3	0	2	1	1	10		
Team					0	7	7			1						
Totals		31-67	11-31	13-20	10	34	44	15	86	18	14	5	8	200		
1st - FG %:		9-15	60.0%	2nd:	8-19	42.1%	3rd:	7-18	38.9%	4th:	7-15	46.7%	Game:	31-67	46.3%	Deadball
3FG %:		3-7	42.9%		1-7	14.3%		2-8	25.0%		5-9	55.6%		11-31	35.5%	Rebounds
FT %:		3-5	60.0%		4-5	80.0%		4-6	66.7%		2-4	50.0%		13-20	65.0%	3,3

Officials: Marcus Clayton, Saif Esho, Karen Preato
 Technical fouls: Ark.-Pine Bluff-None. Arkansas-None.
 Attendance: 1577
 2020-21 Women's Basketball. Round: 0. Ark.-Pine Bluff vs Arkansas. Played at B

Score by periods	1st	2nd	3rd	4th	Total
Ark.-Pine Bluff	12	8	15	17	52
Arkansas	24	21	20	21	86



Official Basketball Box Score -- Game Totals -- Final Statistics Arkansas vs Kentucky 12/31/20 8:30 pm at Lexington, KY



Arkansas 64 • 9-2,0-1 SEC

#	Player	Total FG-FGA	3-Ptr FG-FGA	FT-FTA	Rebounds			PF	TP	A	TO	Blk	Stl	Min		
					Off	Def	Tot									
24	THOMAS, Taylah	0-2	0-0	1-2	4	2	6	1	1	0	1	0	0	20		
12	SLOCUM, Destiny	3-11	0-4	6-8	2	1	3	1	12	6	2	0	0	34		
23	RAMIREZ, Amber	4-11	3-8	0-0	1	2	3	2	11	1	0	1	1	38		
33	DUNGEE, Chelsea	9-18	1-3	1-2	1	2	3	2	20	0	3	0	1	34		
43	DANIELS, Makayla	3-12	1-5	2-3	0	1	1	2	9	0	2	0	2	27		
01	DAVIS, Marquesha	0-1	0-0	0-0	0	1	1	0	0	0	0	0	0	3		
04	BARNUM, Erynn	5-6	0-0	1-2	2	3	5	3	11	0	1	1	1	20		
14	MASON, Jaielyn	0-1	0-1	0-0	1	2	3	1	0	2	1	1	0	24		
Team					2	1	3			2	1	1	0			
Totals		24-62	5-21	11-17	13	15	28	12	64	9	10	3	5	200		
1st - FG %:		7-17	41.2%	2nd:	6-16	37.5%	3rd:	4-14	28.6%	4th:	7-15	46.7%	Game:	24-62	38.7%	Deadball
3FG %:		1-3	33.3%		2-7	28.6%		1-7	14.3%		1-4	25.0%		5-21	23.8%	Rebounds
FT %:		3-5	60.0%		2-2	100.0%		3-3	100.0%		11-17	64.7%		11-17	64.7%	5,2

Kentucky 75 • 8-1,1-0 SEC

#	Player	Total FG-FGA	3-Ptr FG-FGA	FT-FTA	Rebounds			PF	TP	A	TO	Blk	Stl	Min
					Off	Def	Tot							
03	KeKe McKinney	4-7	1-3	1-2	4	3	7	2	10	1	1	1	1	38
44	Dre'Una Edwards	1-5												



Official Basketball Box Score -- Game Totals -- Final Statistics Arkansas vs Texas A&M 02/07/21 2:00 pm at College Station, TX



Arkansas 67 • 14-7,4-6 SEC

Table with columns: Player, FG-FGA, 3-Ptr, FT-FTA, Rebounds, PF, TP, A, TO, Blk, Stl, Min. Includes team totals and game statistics.

Texas A&M 69 • 18-1,9-1 SEC

Table with columns: Player, FG-FGA, 3-Ptr, FT-FTA, Rebounds, PF, TP, A, TO, Blk, Stl, Min. Includes team totals and game statistics.

Officials: Metta Christensen, Brian Garland, Roy Gulbeyan Technical fouls: Arkansas-None. Texas A&M-None. Attendance: 954

2020-21 Women's Basketball. Round: 0. Arkansas vs Texas A&M. Played at Reed Ar

Score by periods table with columns: 1st, 2nd, 3rd, 4th, Total. Shows scores for Arkansas and Texas A&M.



Official Basketball Box Score -- Game Totals -- Final Statistics Mississippi St. vs Arkansas 02/11/21 8:00 pm at Fayetteville, AR



Mississippi St. 80 • 8-6,3-5 SEC

Table with columns: Player, FG-FGA, 3-Ptr, FT-FTA, Rebounds, PF, TP, A, TO, Blk, Stl, Min. Includes team totals and game statistics.

Arkansas 86 • 15-7,5-6 SEC

Table with columns: Player, FG-FGA, 3-Ptr, FT-FTA, Rebounds, PF, TP, A, TO, Blk, Stl, Min. Includes team totals and game statistics.

Officials: Brian Hall, Felicia Grinter, Dee Kantner Technical fouls: Mississippi St.-None. Arkansas-None. Attendance: 1707

2020-21 Women's Basketball. Round: 0. Arkansas vs Mississippi St.. Played at B

Score by periods table with columns: 1st, 2nd, 3rd, 4th, Total. Shows scores for Mississippi St. and Arkansas.



Official Basketball Box Score -- Game Totals -- Final Statistics Ole Miss vs Arkansas 02/19/21 6:00 pm at Fayetteville, AR



Ole Miss 74 • 9-8,3-8 SEC

Table with columns: Player, FG-FGA, 3-Ptr, FT-FTA, Rebounds, PF, TP, A, TO, Blk, Stl, Min. Includes team totals and game statistics.

Arkansas 84 • 16-7,6-6 SEC

Table with columns: Player, FG-FGA, 3-Ptr, FT-FTA, Rebounds, PF, TP, A, TO, Blk, Stl, Min. Includes team totals and game statistics.

Officials: Eric Baker, Roy Gulbeyan, Cameron Inouye Technical fouls: Ole Miss-None. Arkansas-None. Attendance: 1966

2020-21 Women's Basketball. Round: 0. Arkansas vs Ole Miss. Played at Bud Walt

Score by periods table with columns: 1st, 2nd, 3rd, 4th, Total. Shows scores for Ole Miss and Arkansas.



Official Basketball Box Score -- Game Totals -- Final Statistics Arkansas vs LSU 02/21/21 5:00 pm at Baton Rouge, LA



Arkansas 74 • 17-7,7-6 SEC

Table with columns: Player, FG-FGA, 3-Ptr, FT-FTA, Rebounds, PF, TP, A, TO, Blk, Stl, Min. Includes team totals and game statistics.

LSU 64 • 8-11,6-7 SEC

Table with columns: Player, FG-FGA, 3-Ptr, FT-FTA, Rebounds, PF, TP, A, TO, Blk, Stl, Min. Includes team totals and game statistics.

Officials: Christopher Saucedo, Joseph Vaszily, Gina Cross Technical fouls: Arkansas-None. LSU-None. Attendance: 792

2020-21 Women's Basketball. Round: 0. Arkansas vs LSU. Played at Maravich Asse

Score by periods table with columns: 1st, 2nd, 3rd, 4th, Total. Shows scores for Arkansas and LSU.



Official Basketball Box Score -- Game Totals -- Final Statistics
 Arkansas vs Auburn
 02/25/21 8:00 pm at Auburn, AL



Arkansas 74 • 18-7,8-6 SEC

#	Player	Total FG-FGA	3-Ptr FG-FGA	FT-FTA	Rebounds			PF	TP	A	TO	Blk	Stl	Min
					Off	Def	Tot							
24	THOMAS, Taylah	f 1-2	0-0	1-1	0	4	4	2	3	0	1	2	1	21
12	SLOCUM, Destiny	g 5-13	1-4	5-7	0	2	2	4	16	4	0	1	0	38
23	RAMIREZ, Amber	g 5-13	5-10	0-0	0	3	3	3	15	0	1	0	1	34
33	DUNGEE, Chelsea	g 5-13	1-4	5-7	0	4	4	2	16	1	7	0	0	38
43	DANIELS, Makayla	g 4-6	2-3	1-1	0	2	2	4	11	2	1	1	0	22
01	DAVIS, Marquasha	1-4	0-0	0-0	0	2	2	1	2	0	0	0	1	13
04	BARNUM, Erynn	2-2	0-0	4-4	0	6	6	3	8	0	2	0	2	19
14	MASON, Jailyn	1-5	1-2	0-0	0	2	2	0	3	0	0	0	1	15
Team					2	2	4				1			
Totals		24-58	10-23	16-20	2	27	29	19	74	7	13	4	6	200
1st - FG %:		6-16	37.5%	2nd: 4-14	28.6%	3rd: 5-13	38.5%	4th: 9-15	60.0%	Game: 24-58	41.4%	Deadball		
3FG %:		2-7	28.6%	2-4	50.0%	1-3	33.3%	5-9	55.6%	10-23	43.5%	Rebounds		
FT %:		0-0	0.0%	5-6	83.3%	7-9	77.8%	4-5	80.0%	16-20	80.0%		2	

Auburn 69 • 5-17,0-14 SEC

#	Player	Total FG-FGA	3-Ptr FG-FGA	FT-FTA	Rebounds			PF	TP	A	TO	Blk	Stl	Min
					Off	Def	Tot							
20	Unique Thompson	f 7-17	0-0	8-10	3	15	18	3	22	3	7	0	1	36
00	Alycia Reese	g 0-3	0-3	0-0	1	1	2	2	0	0	0	0	0	19
05	Aicha Coulibaly	g 3-6	1-2	3-5	1	3	4	1	10	1	2	0	1	23
22	Alaina Rice	g 3-9	1-3	0-1	3	3	6	4	7	1	3	0	2	35
23	Honesty Scott-Grayso	g 7-17	0-2	4-5	1	5	6	4	18	1	1	3	1	38
02	Sania Wells	4-6	2-4	2-4	0	3	3	1	12	1	0	0	0	25
03	Annie Hughes	0-2	0-1	0-0	3	0	3	1	0	0	1	0	0	11
13	Kira Lowery	0-0	0-0	0-0	0	3	3	0	0	0	2	0	0	13
Team					1	1	2				2			
Totals		24-60	4-15	17-25	13	34	47	16	69	7	18	3	5	200
1st - FG %:		4-16	25.0%	2nd: 9-15	60.0%	3rd: 7-13	53.8%	4th: 4-16	25.0%	Game: 24-60	40.0%	Deadball		
3FG %:		1-5	20.0%	1-5	20.0%	2-3	66.7%	0-2	0.0%	4-15	26.7%	Rebounds		
FT %:		1-4	25.0%	1-2	50.0%	6-8	75.0%	9-11	81.8%	17-25	68.0%		4	

Officials: Dawn Marsh,Roy Gulbeyan,Tina Napler
 Technical fouls: Arkansas-None. Auburn-Honesty Scott-Grayso.
 Attendance: 528
 2020-21 Women's Basketball. Round: 0. Arkansas vs Auburn. Played at Auburn Are

Score by periods	1st	2nd	3rd	4th	Total
Arkansas	14	15	18	27	74
Auburn	10	20	22	17	69