



GAME NOTES

2021 SCHEDULE

OVERALL: 0-1 | SEC: 0-0

H: 0-0 | A: 0-0 | N: 0-1 | L10: 0-1 | TOP 25: 0-1

DATE	OPPONENT	LOCATION	TIME/RESULT
F11	#10 Oklahoma State!	Monroe, La.	L, 12-11
F12	Lipscomb!	Monroe, La.	Canceled
F12	Jacksonville State!	Monroe, La.	Canceled
F13	#10 Oklahoma State!	Monroe, La.	Canceled
F13	at ULM!	Monroe, La.	Canceled
F20	Louisiana Tech#	Lake Charles, La.	12 p.m.
F20	McNeese#	Lake Charles, La.	2:30 p.m.
F21	Louisiana Tech#	Lake Charles, La.	10 a.m.
F21	McNeese#	Lake Charles, La.	12:30 p.m.
F25	North Dakota State (DH)^	Fayetteville, Ark.	3 p.m.
F25	North Dakota State (DH)^	Fayetteville, Ark.	5:30 p.m.
F26	Texas Tech^	Fayetteville, Ark.	3 p.m.
F26	Southeast Missouri^	Fayetteville, Ark.	5:30 p.m.
F27	Southeast Missouri^	Fayetteville, Ark.	5:30 p.m.
F28	Texas Tech^	Fayetteville, Ark.	12:30 p.m.
M4	Drake (DH)%	Fayetteville, Ark.	3 p.m.
M4	Drake (DH)%	Fayetteville, Ark.	5:30 p.m.
M5	Kansas%	Fayetteville, Ark.	3 p.m.
M5	Northwestern State%	Fayetteville, Ark.	5:30 p.m.
M6	Northwestern State%	Fayetteville, Ark.	3 p.m.
M9	at Central Arkansas	Conway, Ark.	6 p.m.
M12	at South Carolina*	Columbia, S.C.	TBA
M13	at South Carolina*	Columbia, S.C.	TBA
M14	at South Carolina*	Columbia, S.C.	TBA
M16	Liberty	Fayetteville, Ark.	TBA
M19	Ole Miss*	Fayetteville, Ark.	TBA
M20	Ole Miss*	Fayetteville, Ark.	TBA
M21	Ole Miss*	Fayetteville, Ark.	TBA
M23	at Kansas City	Kansas City, Mo.	4 p.m.
M24	at Kansas	Lawrence, Kan.	TBA
M26	Mississippi State*	Fayetteville, Ark.	TBA
M27	Mississippi State*	Fayetteville, Ark.	TBA
M28	Mississippi State*	Fayetteville, Ark.	TBA
A2	at Auburn*	Auburn, Ala.	TBA
A3	at Auburn*	Auburn, Ala.	TBA
A4	at Auburn*	Auburn, Ala.	TBA
A6	Missouri State	Fayetteville, Ark.	TBA
A9	Alabama*	Fayetteville, Ark.	TBA
A10	Alabama*	Fayetteville, Ark.	TBA
A11	Alabama*	Fayetteville, Ark.	TBA
A16	at Georgia*	Athens, Ga.	TBA
A17	at Georgia*	Athens, Ga.	TBA
A18	at Georgia*	Athens, Ga.	TBA
A20	Central Arkansas	Fayetteville, Ark.	TBA
A24	Missouri*	Fayetteville, Ark.	TBA
A25	Missouri*	Fayetteville, Ark.	TBA
A26	Missouri*	Fayetteville, Ark.	TBA
M1	at LSU*	Baton Rouge, La.	TBA
M2	at LSU*	Baton Rouge, La.	TBA
M3	at LSU*	Baton Rouge, La.	TBA
M12-15	SEC Tournament\$	Tuscaloosa, Ala.	TBA

! Best on the Bayou Classic | # Cowgirl Classic
 ^Razorback Invitational | % Wooo Pig Classic
 * SEC games | \$ SEC Tournament
 @ NCAA Tournament

Home games played at Bogle Park | Times central/subject to change
 ^ Rankings from ESPN.com/USA Softball Poll

GAME 2



FEBRUARY 20, 2021 AT 12 PM (CT)

LOUISIANA TECH (1-1)
vs
#25 ARKANSAS (0-1)

GAME 3



FEBRUARY 20, 2021 AT 2:30 PM (CT)

#25 ARKANSAS (0-1)
AT
MCNEESE (2-2)

THE SERIES

- Arkansas is 3-1 all-time against McNeese and split the last two meetings in 2018 and 2019. The Cowgirls won in 2018, 6-5, at a neutral site in Madeira Beach, Fla., before the Razorbacks took the most recent meeting, 6-0 in Lake Charles. Arkansas has a 21-17 all-time record against Southland Conference schools.
- In the last meeting in 2019, Mary Haff threw a complete game shutout, allowing just one hit over seven innings, and allowed two total Cowgirls baserunners. She struck out seven with a hit by pitch.
- The rest of the series history can be seen on Page 3

RAZORBACK NOTABLES

The Pitching Staff is Back

Arkansas returns all 156.0 innings and 173 strikeouts from the shortened 2020 season. Autumn Storms (72.2 IP, 1.16 ERA), Jenna Bloom (43.2 IP, 3.21 ERA), Mary Haff (37.0 IP, 1.89 ERA) and Rylin Hedgecock (2.2 IP, 2.62 ERA) are all back from a staff that ranked 16th nationally in strikeout-to-walk ratio (3.84) and 26th in earned run average (1.93). Haff (1.69) and Storms (2.07) are third and fifth respectively in school history in career ERA. Haff is also the program's career leader with a .177 opponent batting average. Storms ranks third with 59 career wins and needs 14 wins to tie Heather Schlichtman (2001-04) for the all-time program lead at 73 victories.

Last Time Out

Due to cold temperatures, Arkansas was only able to play one of its five scheduled games at the Best on the Bayou Classic in Monroe, La to open the season. No. 21 Arkansas rallied back from a seven-run deficit in the fourth inning to reclaim the lead in the top of the seventh, but could not hold on, falling to No. 10 Oklahoma State, 12-11, in the season opener on Thursday, Feb. 11. Redshirt senior Braxton Burnside powered the offense with her third career two-homer game, collecting four RBI. Arkansas drew 11 walks in the game, tied for seventh-most in program history. The Hogs scored seven runs in the sixth inning and Burnside's three-run homer gave Arkansas an 11-10 lead. OSU used a double and a sacrifice fly taking a 12-11 lead in the top of the seventh it would not relinquish.

McEwen Makes Her Mark

Redshirt junior outfielder Hannah McEwen is on pace to be the program's all-time leading hitter with a career .371 batting average, and is the only SEC player to lead her team in batting average each of the last three seasons. As a junior, she was named a Softball America Shortened Season All-American and hit .418, the SEC's eighth best mark. She reached base at a .565 clip, ranking third in the SEC and 15th nationally. McEwen's .418 batting average, .565 slugging percentage, 19 walks, six doubles and 27 runs scored led the team. She also led the team hitting .414 in games away from Fayetteville (counting neutral site contests) including a .700 batting average (3-for-5 with four walks) in Arkansas' three-game series at No. 9 Alabama. McEwen was named Preseason All-SEC.

BY THE NUMBERS (2020)



.317	154	201	56	10-11	1.93	.228
AVG.	RUNS	HITS	XBH	SB-ATT	ERA	OPP. AVG.



.242	84	146	42	18-21	5.00	.318
------	----	-----	----	-------	------	------



.289	140	183	56	57-79	1.71	.224
------	-----	-----	----	-------	------	------

2021 TEAM QUICK FACTS

TEAM INFORMATION

2020 Overall Record	19-6
2020 SEC Record	1-2
NCAA Postseason	Not Contested
SEC Finish	T-6th
Home Record	11-3
Away Record	3-2
Neutral Record	5-1
Letterwinners Returning/Lost	21/1
Starters Returning/Lost	8/1
Newcomers	7

COACHING STAFF

Head Coach	Courtney Deifel (Sixth Season)
Record at Arkansas	142-107 (.568)
Career Record	174-134 (.562)
Assistant Coach	Yolanda McRae (Sixth Season)
Assistant Coach	Matt Meuchel (Fifth Season)
Volunteer Assistant	Annie Smith (Second Season)
Graduate Manager	Tori Stafford (First Season)
Director of Operations	Paige Williams (Fifth Season)

TEAM HISTORY

First Year of Program	1997
All-Time Record	670-741-1 (.472)
All-Time SEC Record	212-417 (.337)
SEC Championships/Last	None
NCAA Appearances/Last	Nine/2019
Highest Preseason Rank	12/14 (2018)
Highest Preseason SEC	5th (2018)
Highest In-Season Rank	10/12(Wk 1, 2019)

UNIVERSITY INFORMATION

Location	Fayetteville, Ark.
Founded	March 27, 1871
Enrollment	27,558
Nickname	Razorbacks
School Colors	Cardinal and White
Affiliation	NCAA Division I
Conference	Southeastern (SEC)
Chancellor	Dr. Joseph E. Steinmetz
Vice Chancellor/Director of Athletics	Hunter Yurachek
Faculty Athletic Representative	Gerald Jordan
University Website	www.uark.edu
Athletics Website	ArkansasRazorbacks.com

FACILITY INFORMATION

Home Field	Bogle Park
Opened	2009
Dimensions	(LF - 200, CF - 220, RF - 200)
Chair-back Seats:	1,200

COMMUNICATIONS

Assistant Director (SB Contact)	Jacob Pavilack
Email	jpgavila@uark.edu
Cell	479-463-0736
Assistant AD for Communications	Kyle Parkinson

Mailing Address
Razorback Commuications
PO Box 7777
Fayetteville, AR 72702-7777

Overnight Address
Razorback Communications
1240 W. Leroy Pond Dr.
Fayetteville, AR 72701

2021 RAZORBACK ROSTER

#	NAME	POSITION	B/T	CLASS	HEIGHT	PREVIOUS SCHOOL	HOMETOWN
00	Kaitlyn Howard	UTL	L/L	Fr.	5-7	Sheridan HS	East End, Ark.
1	Ryan Jackson	OF	R/R	R-Sr.	5-6	Ruben S. Ayala HS / Bethune-Cookman	Chino Hills, Calif.
2	Valerie Ventura	INF	R/R	R-So.	5-6	Rio Mesa HS	Oxnard, Calif.
3	Larissa Cesena	INF/OF	L/R	R-So.	5-7	Martin Luther King HS	Riverside, Calif.
4	Mary Haff	RHP	R/R	R-Jr.	5-10	Lake Region HS	Winter Haven, Fla.
5	Lauren Howell	RHP	R/R	Fr.	5-7	Helias Catholic HS	Jefferson City, Mo.
6	Cally Kildow	UTL	R/R	Fr.	5-7	Gravette HS	Gravette, Ark.
9	Autumn Storms	RHP	R/R	R-Sr.	5-10	Great Oak HS	Temecula, Calif.
12	Abby Gordon	C	R/R	Fr.	6-0	Andale Garden Plain HS	Garden Plain, Kan.
13	Kayla Green	C	R/R	R-Jr.	5-9	Great Oak HS	Temecula, Calif.
16	Keely Huffine	UTL	R/R	R-Sr.	5-6	Harrisburg HS	Harrisburg, Ark.
18	Marlene Friedman	INF	R/R	Fr.	5-5	Mater Dei HS	Huntington Beach, Calif.
20	Hannah Gammill	UTL	R/R	Fr.	5-8	Beebe HS	Beebe, Ark.
21	Lauren Graves	UTL	R/R	R-Sr.	5-8	White Hall HS / Maryland	White Hall, Ark.
22	Linnie Malkin	INF	R/R	R-Jr.	5-11	Broomfield HS	Broomfield, Colo.
23	Hannah McEwen	OF	L/R	R-Jr.	5-7	Patrick Henry HS	San Diego, Calif.
24	Nicole Duncan	INF/C	R/R	R-Jr.	5-7	Centralia HS	Centralia, Mo.
25	Braxton Burnside	INF	R/R	R-Sr.	5-6	Paragould HS / Missouri	Paragould, Ark.
28	Rylin Hedgecock	UTL	R/R	R-Fr.	5-9	Lowndes HS	Valdosta, Ga.
31	Allie Light	UTL	R/R	Fr.	5-10	Lexington HS	Lexington, S.C.
41	Danielle Gibson	INF	L/R	R-Jr.	6-0	Murrieta Valley HS / Arizona State	Murrieta, Calif.
42	Sam Torres	OF	L/L	R-So.	5-2	Chaparral HS	Temecula, Calif.
66	Aly Manzo	INF	L/R	R-Sr.	5-7	Roseville HS	Roseville, Calif.
72	Jenna Bloom	RHP	R/R	R-Fr.	5-10	Edison HS	Huntington Beach, Calif.
99	Audrie LaValley	INF	L/R	R-So.	5-6	Carl Albert HS / Oklahoma	Choctaw, Okla.

COACHING/SUPPORT STAFF

Head Coach	Courtney Deifel (California, 2003) - Sixth Season
Assistant Coach	Yolanda McRae (Georgia, 2004) - Sixth Season
Assistant Coach	Matt Meuchel (Arizona State, 2000) - Fifth Season
Volunteer Assistant	Annie Smith (Grinnell College, 1995) - Second Season
Director of Operations	Paige Williams (North Carolina, 2013) - Fifth Season
Graduate Manager	Tori Stafford (Tulsa, 2019) - First Season
Athletic Trainer	Andrew Kreis (Texas State, 2014) - Seventh Season
Manager	Baylee Andrews
Manager	Rachel Longmate
Manager	Parker Staggs

PRONUNCIATION GUIDE

#3 Larissa Cesena	Suh-SANE-ya
#6 Cally Kildow	Kill-DOW
#16 Keely Huffine	HUF-fine
#18 Marlene Friedman	FREED-man
#22 Linnie Malkin	Mall-kin
#23 Hannah McEwen	Muh-CUE-in
#66 Aly Manzo	Allie MAHN-zo
Courtney Deifel	DIE-ful
Matt Meuchel	Michael

RAZORBACKS BY STATE

- California (11)**
Ryan Jackson, Valerie Ventura, Larissa Cesena, Autumn Storms, Kayla Green, Marlene Friedman, Hannah McEwen, Danielle Gibson, Sam Torres, Aly Manzo, Jenna Bloom
- Arkansas (6)**
Kaitlyn Howard, Cally Kildow, Keely Huffine, Hannah Gammill, Lauren Graves, Braxton Burnside
- Missouri (2)**
Lauren Howell, Nicole Duncan
- Colorado (1)**
Linnie Malkin
- Florida (1)**
Mary Haff
- Kansas (1)**
Abby Gordon
- Oklahoma (1)**
Audrie LaValley
- South Carolina (1)**
Allie Light

RAZORBACKS BY CLASS

- Redshirt Senior (6)**
Braxton Burnside, Lauren Graves, Keely Huffine, Ryan Jackson, Aly Manzo, Autumn Storms
- Redshirt Junior (6)**
Nicole Duncan, Danielle Gibson, Kayla Green, Mary Haff, Linnie Malkin, Hannah McEwen
- Redshirt Sophomore (4)**
Larissa Cesena, Audrie LaValley, Sam Torres, Valerie Ventura
- Redshirt Freshman (2)**
Jenna Bloom, Rylin Hedgecock
- Freshman (7)**
Marlene Friedman, Hannah Gammill, Abby Gordon, Kaitlyn Howard, Lauren Howell, Cally Kildow, Allie Light

Cowgirl Classic

Storms in NCAA Active Leaders

Redshirt senior pitcher Autumn Storms is tied for third among active players in games started by a pitcher, and fifth in overall appearances and sixth in innings pitched in the latest NCAA statistical report.

NCAA ACTIVE CAREER LEADERS - STARTS

Rank	Player	Class	School	Games Started
1.	Amber Fiser	Sr.	Minnesota	116
2.	Alea White	Sr.	UCF	111
3.	Autumn Storms	Sr.	Arkansas	104
	Brittany Pickett	Sr.	North Carolina	104
5.	Jennifer Leonhardt	Sr.	Louisville	103

NCAA ACTIVE CAREER LEADERS - PITCHING APPEARANCES

Rank	Player	Class	School	Appearances
1.	Mollie Paulick	Sr.	Eastern Kentucky	158
2.	Brittany Pickett	Sr.	North Carolina	149
3.	Alea White	Sr.	UCF	145
4.	Samaria Diaz	Sr.	Oregon	137
4.	Amber Fiser	Sr.	Minnesota	136
5.	Autumn Storms	Sr.	Arkansas	135

NCAA ACTIVE CAREER LEADERS - INNINGS PITCHED

Rank	Player	Class	School	Innings Pitched
1.	Brittany Pickett	Sr.	North Carolina	777.7
2.	Alea White	Sr.	UCF	767.0
3.	Amber Fiser	Sr.	Minnesota	691.7
4.	Carrie Eberle	Sr.	Oklahoma State	618.0
5.	Summer Ellyson	Sr.	Louisiana	606.7
6.	Autumn Storms	Sr.	Arkansas	598.7

Haff Top 10 in Active Career K/7

Redshirt junior pitcher Mary Haff ranks eighth in active career K/7 and is also tops in the Arkansas career program recordbook.

NCAA ACTIVE CAREER LEADERS - K/7

Rank	Player	Class	School	K/7
1.	Shannon Saile	Jr.	Oklahoma	9.39
2.	Giselle Juarez	Sr.	Oklahoma	9.20
3.	Alexa Romero	Sr.	Syracuse	8.90
4.	Gabbie Plain	Jr.	Washington	8.76
5.	Brooke Yanez	Jr.	Oregon	8.66
6.	Miranda Elish	Sr.	Texas	8.53
7.	Amber Fiser	Sr.	Minnesota	8.21
8.	Mary Haff	Jr.	Arkansas	8.02

Jackson Top 10 in Active Career HBP

Redshirt senior outfielder Ryan Jackson was plunked 11 times in 2020, ranking 10th nationally averaging 0.44 hit by pitches per game. She is fifth in active career hit by pitches.

NCAA ACTIVE CAREER LEADERS - HIT BY PITCH

Rank	Player	Class	School	Hit By Pitch
1.	Nikki Butler	Sr.	New Mexico State	61
2.	Jana Johns	Sr.	Oklahoma	60
3.	Maddy Vermejan	Sr.	Southern Illinois	59
4.	Kenzi Maguire	Sr.	South Carolina	58
5.	Ryan Jackson	Sr.	Arkansas	54

All-Time Series against McNeese and Louisiana Tech

Over two games against McNeese in their careers, Kayla Green is 3-for-7 (.429) with two doubles and an RBI and Hannah McEwen is 3-for-8 (.375) with a homer, two runs scored and four RBI.

The Hogs are 5-1 all-time against Louisiana Tech and have won the last five meetings. Arkansas won in run-rule fashion, 9-1 (6), the last meeting on March 1, 2014 in Fayetteville. Arkansas is 24-18 all-time against current C-USA schools.

10 RBI Tandem

Danielle Gibson and Braxton Burnside are both tied for second in NCAA history registering 10 RBI in a single game. Gibson accomplished her feat on Feb. 23, 2018, hitting a home run cycle as part of a 15-3 win over SIUE. She was 4-for-4, collecting 16 total bases. Burnside reached the single-game 10 RBI mark as a freshman at Missouri on March 18, 2017 in a 16-6 win over North Dakota State in Clearwater, Fla. Burnside was 3-for-5 with two grand slams and a two RBI triple. Gibson and Burnside are the only pair of Division I teammates to record 10 or more RBI in a single game during their careers.

Trio of Hogs Named Preseason All-SEC

Braxton Burnside, Hannah McEwen and Autumn Storms were named to the 14th annual Preseason All-SEC team. McEwen and Storms are on the team for the second consecutive year, while Burnside is making her first appearance. Alongside LSU (4) and Alabama (3), the Razorbacks are one of only three squads with three or more players appearing on the team. The Preseason All-SEC Softball Team is voted on by the league's head coaches and consists of a minimum of 14 players. Each SEC head coach voted for five infielders, four outfielders, three pitchers, one catcher and one designated player/utility. No ties were broken.

Homers Help

In 2020, Arkansas blasted 26 home runs and went 13-1 when hitting at least one long ball in a game. When the Hogs did not hit a home run, they were 6-5.

Storms and McEwen Named JWOS Preseason All-Americans

Redshirt senior pitcher Autumn Storms and redshirt junior outfielder Hannah McEwen were selected to Justin's World of Softball Preseason All-America Third Team. McEwen registered the nation's 15th best on base percentage (.565) with a team-leading and eighth-best in the SEC .418 batting average last year. Last season, Storms racked up an SEC-leading 11 victories inside the circle last season and ranked second in the SEC allowing 1.16 walks per seven innings, fourth in strikeout-to-walk ratio (5.08) and seventh in ERA (1.16).

About the Razorbacks

Arkansas returns all but one starter from the 2020 COVID-19 shortened campaign where the team finished 19-6 (1-2 SEC) and earned a No. 19 final ranking in the NFCA Coaches' Poll. The Hogs hit .317 as a team, which ranked seventh in the SEC and 34th in the country. Posting an average of 6.16 runs per game, the offense placed sixth in the league and 33rd nationally. The team's best win of the year was a 1-0 triumph at No. 9 Alabama in the SEC opener, Arkansas' first win in Tuscaloosa since 2000. During non-conference play the team won 10 consecutive games, the program's second such streak in the last decade.

Green Grabs SEC Player of the Week Honors

Last season, junior catcher Kayla Green earned SEC Player of the Week honors for the first time in her career on Tuesday, Feb. 17, 2020. The award is the sixth SEC Player of the Week won by an Arkansas player during head coach Courtney Deifel's tenure. Green is only the second Razorback catcher to win the award as Jennifer Cirigliano was the program's first in 1997. Green compiled a 6-for-9 (.667 ba.) week and paced the SEC's leading offense (.376 team ba.) to a perfect 3-0 weekend at the FGCU Invitational. She went 3-for-4 at the plate with three singles against Furman in an 8-1 victory to open the weekend, and later that day collected a season-best three RBIs against UIC. To cap off the weekend, she went 2-for-4 against FGCU and plated a run in the second inning on a single and drove home another run with a two out double in the third. The junior posted a .750 on base percentage.

Burnside Named CoSIDA Academic All-District First Team

Last season, infielder Braxton Burnside was named to the CoSIDA Academic All-District First Team for the first time in her career, due to the shortened 2020 season, voting was conducted with an emphasis on career stats. Burnside has accumulated 130 hits, 23 doubles, two triples, 20 homers and 100 RBIs in her career which includes two prior seasons at Missouri. Burnside graduated as part of the December 2019 class earning an undergraduate degree in communication while attaining a 3.94 GPA. She is currently pursuing a master's degree in human resource and workforce development.

Experience on the Bench

In addition to head coach Courtney Deifel, who is in her seventh year as a Division I head coach, assistant coach Matt Meuchel and volunteer assistant coach Annie Smith have been head coaches at Division I programs. Meuchel spent eight seasons (2009-16) as Nevada's head coach, leading the Wolfpack to a 2009 WAC championship and NCAA Tournament berth. While in Reno, Meuchel compiled a 196-217 overall record and guided the program's transition to Mountain West Conference membership. Smith was at the helm of Georgia Southern's program from 2012-17, posting a 176-166 mark, winning two Southern Conference regular season and tournament titles. The Eagles went 51-17 under Smith in SoCon play, and she later transitioned the program to Sun Belt Conference membership.

History Made

Danielle Gibson made history on Feb. 23, 2018 when she hit four home runs and collected 10 RBI inside Bogle Park as part of a 15-3 win over SIUE. The four home runs tie a Division I record reached only four times before, but what makes Gibson special is that she hit for the home run cycle - done only twice before EVER, she is the first to do so in only four innings. Her 16 total bases and 10 RBI are tied for the second-most in NCAA history and she is the third player to record 10 RBI in SEC history.



Arkansas' All-Time Winningest Coaches

Head coach Courtney Deifel is seven wins away from tying Mike Larabee (2010-15) as the program's second all-time winningest head coach. Deifel is on pace to become the fastest coach in program history to 150 wins. Carrie Dever-Boaz recorded 150 wins in 312 games from 1997-01.

WINNINGEST ARKANSAS HEAD COACHES

Rank	Coach	Recrd	Years	NCAA Appearances
1.	Carrie Dever-Boaz	244-274-1	1997-2004	2 (2000, 2002)
2.	Mike Larabee	149-181	2010-2015	2 (2012, 2013)
3.	Courtney Deifel	142-108	2016-pres.	3 (2017, 2018, 2019)
4.	Jamie Pinkerton	130-179	2005-2009	2 (2008, 2009)

Deifel's Success at Bogle

Beginning with Deifel's first season as head coach in 2016, Arkansas has posted an 83-37 record inside Bogle Park, with an ultra-impressive 63-11 mark over the last three seasons (2018-20). The Razorbacks set a Bogle Park record winning 27 home games in 2018, which included three wins en route to the NCAA Fayetteville Regional Championship.

Arkansas Softball Picked To Finish Sixth in SEC Preseason Coaches' Poll

The Arkansas softball team has been picked to finish sixth in the Southeastern Conference after a vote of the 13 head coaches in the annual preseason poll. The Razorbacks, who received 81 points, will be competing in their sixth season under head coach Courtney Deifel. Since the elimination of divisions prior to the 2014 season, this year's preseason ranking is the program's second-highest, trailing 2019 when the Hogs were tabbed fifth.

Razorbacks Walk-Off in 2020 Finale

Nobody knew at the time, but Arkansas' 1-0 win over Kansas in the second game of a doubleheader on Tuesday, March 10 would be the team's finale of the 2020 season. Kayla Green slammed a walk-off homer over the Bogle Park left field fence on the season's final pitch. Pitcher Jenna Bloom also tossed her first career shutout and posted a career-best 10 strikeouts. It was the Razorbacks second walk-off win of the day after a 3-2 triumph in game one. The Hogs overcame a 2-0 deficit in the bottom of the seventh, scoring three runs in the frame. Audrie LaValley singled to right tying the game before Ryan Jackson drew a bases loaded hit by pitch on the 17th pitch of the plate appearance, ending the game.

Finishing 2020 Ranked

Last season, the Razorback finished the COVID-19 shortened campaign with a No. 19 ranking in the USA Today/NFCA Coaches' Poll. Arkansas was ranked every week of the season by all four national polls.

Softball Inks Seven On National Signing Day

Head coach Courtney Deifel welcomed seven new Razorbacks on Nov. 11, 2020 as part of National Signing Day. The seven signees will join the Razorbacks for the 2022 season: C Madi Conklin (Ft. Smith, Ark.), UTL Mallory Hardwick (Keller, Texas), UTL Kacie Hoffmann (Elkhorn, Neb.), INF Raigan Kramer (Topeka, Kan.), INF Chelsi Passage (Greenwood, Ark.), INF Spencer Prigge (Phoenix, Ariz.) and INF Ally Sockey (Greenwood, Ark.).

Razorback Softball Celebrates 25th Season

Arkansas softball is celebrating its 25th season which also aligns with the SEC's 25 anniversary sponsoring the sport. Along with Arkansas; Alabama, Auburn, Florida, Georgia, Kentucky, LSU, Ole Miss and Mississippi State are all celebrating their 25th season. The 1997 Arkansas squad recorded the program's first ever win in its second game, downing Hawai'i, 5-4, at the San Diego State Classic. The LadyBacks were part of SEC history and participated in the league's first conference game, on March 5, 1997 at Florida. The Gators beat Arkansas, 2-1, in nine innings. Playing the inaugural game, Arkansas was part of many SEC play firsts:

- First hit in an SEC Game: Gretchen Thompson doubled to left in the second inning.
- First run in an SEC Game: Brett Erickson scored in the fifth inning.
- First RBI in an SEC Game: Tammy Kincaid singled home Brett Erickson in the fifth inning.



2021 RAZORBACKS



Cowgirl Classic

USA TODAY/NFCA TOP 25 (Week 1)

#	Team	Record	Previous Rank
1	UCLA (31)	1-0	1
2	Washington	5-0	2
3	Oklahoma (1)	4-0	4
4	Arizona	0-0	3
5	Alabama	4-0	8
6	Florida	2-0	7
7	Texas	0-0	6
8	LSU	2-1	5
9	Louisiana	0-0	9
10	Oregon	5-0	10
11	Oklahoma State	2-0	11
12	Kentucky	3-0	13
13	Florida State	3-1	12
14	Virginia Tech	3-0	15
15	Arizona State	4-0	16
16	Georgia	2-1	14
17	Michigan	0-0	17
18	Duke	4-0	25
19	South Carolina	0-0	19
20	Arkansas	0-1	18
21	Missouri	3-1	23
22	Mississippi State	2-0	20
23	Baylor	0-0	22
24	UCF	3-1	21
25	Minnesota	0-0	24

Others Receiving Votes: Utah (32) Tennessee (24), Stanford (22), Liberty (7), Northwestern (7), Oregon State (7), Texas Tech (7), Clemson (6), James Madison (1), Notre Dame (1).

ESPN.COM/USA SOFTBALL TOP 25 (Week 1)

#	Team	Record	Previous Rank
1	UCLA (18)	1-0	1
2	Oklahoma (1)	4-0	4
3	Washington	5-0	2
4	Arizona	0-0	3
5	Florida (1)	2-0	6
6	Alabama	4-0	8
7	Texas	0-0	7
8	Oklahoma State	2-0	10
9	LSU	2-1	5
10	Louisiana	0-0	9
11	Oregon	5-0	11
12	Kentucky	3-0	13
13	Arizona State	4-0	15
14	Florida State	3-1	12
15	Virginia Tech	3-0	16
16	Georgia	2-1	14
17	Michigan	0-0	17
18	Baylor	0-0	18
19	Duke	4-0	RV
20	South Carolina	0-0	19
21	Missouri	3-1	24
22	Minnesota	0-0	20
23	Tennessee	2-0	23
24	Mississippi State	2-0	22
25	Arkansas	0-1	21

Others receiving votes: Oregon State (28), UCF (23), Auburn (16), Georgia Tech (16), Northwestern (16), Texas A&M (10), Stanford (8), South Florida (6), Utah (6), Clemson (5), Ohio State (5), NC State (2), Texas Tech (1).

D1SOFTBALL.COM (Week 1)

#	Team	Record
1	UCLA	1-0
2	Oklahoma	4-0
3	Washington	5-0
4	Arizona	0-0
5	Alabama	4-0
6	Florida	2-0
7	LSU	2-1
8	Louisiana	0-0
9	Texas	0-0
10	Oklahoma State	2-0
11	Oregon	5-0
12	Florida State	3-1
13	Virginia Tech	3-0
14	Arizona State	4-0
15	Missouri	3-1
16	Mississippi State	2-0
17	Arkansas	0-1
18	Georgia	2-1
19	Minnesota	0-0
20	Kentucky	3-0
21	Michigan	0-0
22	Baylor	0-0
23	Tennessee	2-0
24	South Carolina	0-0
25	Duke	4-0

SOFTBALL AMERICA (Week 1)

#	Team	Record
1	UCLA	1-0
2	Oklahoma	4-0
3	Washington	5-0
4	Arizona	0-0
5	Florida	2-0
6	Alabama	4-0
7	LSU	2-1
8	Texas	0-0
9	Louisiana	0-0
10	Arizona State	4-0
11	Oklahoma State	2-0
12	Virginia Tech	3-0
13	Florida State	3-1
14	Oregon	5-0
15	Missouri	3-1
16	Mississippi State	2-0
17	Georgia	2-1
18	South Carolina	0-0
19	Arkansas	0-1
20	Michigan	0-0
21	Kentucky	3-0
22	Minnesota	0-0
23	Baylor	0-0
24	Tennessee	2-0
25	Duke	4-0

ARKANSAS IN THE POLLS WEEK-BY-WEEK

Week	NFCA	ESPN	D1	SA
Preseason	18	21	16	16
Week 1	20	25	17	19
Week 2	-	-	-	-
Week 3	-	-	-	-
Week 4	-	-	-	-
Week 5	-	-	-	-
Week 6	-	-	-	-
Week 7	-	-	-	-
Week 8	-	-	-	-
Week 9	-	-	-	-
Week 10	-	-	-	-
Week 11	-	-	-	-
Week 12	-	-	-	-
Week 13	-	-	-	-
Week 14	-	-	-	-
Final	-	-	-	-

ARKANSAS POLL FACTS

- Under head coach Courtney Deifel the Hogs have been ranked 40 times in the USA Today/NFCA Poll. Prior to her tenure, Arkansas was ranked just one time in program history (2013).
- The Hogs have been ranked in the USA Today/NFCA Poll in 33 of its last 34 releases, dating back to week seven of the 2018 campaign.
- Arkansas has received a vote in the last 54 releases of the USA Today/NFCA Poll, the longest streak in program history.
- The Razorbacks were ranked in all five weekly releases of the four national polls during the shortened 2020 season.
- The Razorbacks highest ranking in the USA Today/NFCA Poll was No. 12 during weeks one and two of the 2019 season.

SEC WEEKLY AWARDS

WEEK ONE
 Player: Charla Echols, Florida
 Pitcher: Montana Fouts, Alabama
 Freshman: Maddie Penta, Auburn; Sydney Chambley, Georgia

WEEK TWO

Player:
 Pitcher:
 Freshman:

WEEK THREE

Player:
 Pitcher:
 Freshman:

WEEK FOUR

Player:
 Pitcher:
 Freshman:

WEEK FIVE

Player:
 Pitcher:
 Freshman:

WEEK SIX

Player:
 Pitcher:
 Freshman:

WEEK SEVEN

Player:
 Pitcher:
 Freshman:

WEEK EIGHT

Player:
 Pitcher:
 Freshman:

WEEK NINE

Player:
 Pitcher:
 Freshman:

WEEK TEN

Player:
 Pitcher:
 Freshman:

WEEK ELEVEN

Player:
 Pitcher:
 Freshman:

WEEK TWELVE

Player:
 Pitcher:
 Freshman:



SEC STANDINGS

Team	SEC	Overall	Streak
Alabama	0-0 .000	4-0 1.000	W4
Auburn	0-0 .000	3-0 1.000	W3
Kentucky	0-0 .000	3-0 1.000	W3
Florida	0-0 .000	2-0 1.000	W2
Miss. State	0-0 .000	2-0 1.000	W2
Tennessee	0-0 .000	2-0 1.000	W2
Missouri	0-0 .000	3-1 .750	W2
Georgia	0-0 .000	2-1 .667	W1
LSU	0-0 .000	2-1 .667	W1
Ole Miss	0-0 .000	2-2 .500	L1
South Carolina	0-0 .000	0-0 .000	--
Texas A&M	0-0 .000	0-0 .000	--
Arkansas	0-0 .000	0-1 .000	L1

SEC PRESEASON COACHES' POLL

(First-Place Votes in Parentheses)

Place	School	Points
1.	Alabama (9)	138
2.	LSU (2)	129
3.	Florida (1)	125
4.	Tennessee (1)	101
5.	Kentucky	97
6.	Arkansas	81
7.	Georgia	78
8.	Missouri	70
9.	South Carolina	68
10.	Mississippi State	43
11.	Auburn	39
12.	Texas A&M	30
13.	Ole Miss	15

Points for the poll were awarded on a 1-2-3-4-5-6-7-8-9-10-11-12 basis. Coaches were not allowed to vote for their own team.

ARKANSAS IN SEC STATS

ARKANSAS	VALUE	RANKING
Batting Average	.276	8th
Slugging Percentage	.621	6th
On Base Percentage	.512	3rd
Runs Scored	11	11th
Hits	8	11th
Runs Batted In	8	11th
Home Runs	2	T-8th
Walks	11	T-6th
Hit by Pitch	3	T-5th
Strikeouts	9	9th
Sac Bunts	-	-
Sac Flies	-	-
Stolen Bases	-	-
Steal Attempts	-	-
ERA	8.00	11th
Opp. Batting Average	.375	11th
Batters Struckout	173	3rd
Walks Allowed	3	1st
Runs Allowed	12	T-6th
Earned Runs Allowed	8	8th
Fielding Percentage	.893	11th
Errors	3	T-5th

OTHERS SEC GAMES

Wednesday, Feb. 17
 Jacksonville at Florida 5 p.m.
 North Dakota at LSU 11:30 a.m.

Thursday, Feb. 18
 Kentucky at UNC Greensboro 3 p.m.

Friday, Feb. 19
Easton Bama Bash (Tuscaloosa, Ala.)
 Liberty at Alabama 3 p.m.
Osprey/Dolphin Invitational (Jacksonville, Fla.)
 Auburn vs. South Carolina 12 p.m.
 Auburn at Jacksonville 5 p.m.
 South Carolina at Jacksonville 2:30 p.m.
Bubly Invitational (Gainesville, Fla.)
 Georgia Southern at Florida 5 p.m.
Georgia Classic (Athens, Ga.)
 Longwood at Georgia 4 p.m.
 Kentucky at UNC Greensboro 2 p.m.
FAU "Strike-Out" Cancer Tournament (Boca Raton, Fla.)
 Ole Miss vs. Iowa State 10 a.m.
 Ole Miss at FAU 12:30 p.m.
The Snowman (Alex Wilcox Memorial) (Starkville, Miss.)
 Missouri State at Mississippi State [SECN+] 3 p.m.
 Southern Illinois at Mississippi State [SECN+] 5:30 p.m.

Saturday, Feb. 20
Easton Bama Bash (Tuscaloosa, Ala.)
 LSU vs. Liberty 11 a.m.
 Liberty at Alabama 1:30 p.m.
 LSU at Alabama 4 p.m.
Osprey/Dolphin Invitational (Jacksonville, Fla.)
 Auburn vs. South Carolina 12 p.m.
 Auburn at Jacksonville 5 p.m.
 South Carolina at North Florida 4 p.m.
Bubly Invitational (Gainesville, Fla.)
 Georgia Southern at Florida 12 p.m.
 Charlotte at Florida 3 p.m.
Georgia Classic (Athens, Ga.)
 Longwood at Georgia 10 a.m.
 Kent State at Georgia 1:15 p.m.
Campbell Invitational (Buies Creek, N.C.)
 Kentucky vs. NC Central 12:30 a.m.
 Kentucky at Campbell 2 p.m.
FAU "Strike-Out" Cancer Tournament (Boca Raton, Fla.)
 Ole Miss vs. Iowa State 10 a.m.
 Ole Miss at FAU 3 p.m.
The Snowman (Alex Wilcox Memorial) (Starkville, Miss.)
 Stephen F. Austin at Mississippi State [SECN+] 2 p.m.
 Southern Illinois at Mississippi State [SECN+] 4:30 p.m.
 SE Missouri State at Tennessee 11:30 a.m.
 Miami (Ohio) at Tennessee 2 p.m.
Texas A&M Invitational (College Station, Texas)
 Central Arkansas at Texas A&M 3 p.m.
 Colorado State at Texas A&M 5:30 p.m.

Sunday, Feb. 21
Easton Bama Bash (Tuscaloosa, Ala.)
 LSU vs. Liberty 10:30 a.m.
 LSU at Alabama 1 p.m.
Bubly Invitational (Gainesville, Fla.)
 Charlotte at Florida 11 a.m.
 Georgia Southern at Florida 2 p.m.
Georgia Classic (Athens, Ga.)
 Kent State at Georgia 1 p.m.
Campbell Invitational (Buies Creek, N.C.)
 Kentucky vs. NC Central 9 a.m.
 Kentucky vs. Mount St. Mary's 11:30 a.m.
FAU "Strike-Out" Cancer Tournament (Boca Raton, Fla.)
 Ole Miss at FAU 8 a.m. CT
The Snowman (Alex Wilcox Memorial) (Starkville, Miss.)
 Missouri State at Mississippi State [SECN+] 11:30 a.m.
 Miami (Ohio) at Tennessee 11:30 a.m.
 SE Missouri State at Tennessee 2 p.m.
Texas A&M Invitational (College Station, Texas)
 Colorado State at Texas A&M 12:30 p.m.
 Texas Tech at Texas A&M 3 p.m.

^ all times central



Courtney Deifel became the fourth head coach in program history when she was hired June 11, 2015. In five seasons at Arkansas, she has orchestrated the Razorbacks' return to postseason play and became the only head coach in school history to earn three consecutive NCAA Tournament berths (2017, 2018, 2019). Deifel has guided the program to new heights, and since her first season in 2016, the Razorbacks have been ranked 38 times in the NFCA Coaches' Poll after previously being ranked only once in program history.

Deifel guided the Razorbacks to a 19-6 (1-2 SEC) record during the COVID-19 shortened 2020 campaign. In the only league series of the season, the Razorbacks earned a 1-0 conference-opening victory, their first road win over Alabama since 2000. Arkansas remained in the national polls throughout the year and climbed from a preseason No. 24 ranking to the No. 19 slot in the final release of the NFCA Coaches' Poll. Junior catcher Kayla Green was honored with SEC Player of the Week recognition for the first time in her career and freshman pitcher Jenna Bloom emerged as one of the rising stars in the league, leading all freshmen in the nation striking out 10.9 hitters per seven innings.

Deifel led the Razorbacks to their third consecutive post-season appearance, becoming the only coach in program history to do so. With Deifel at the helm, Arkansas closed out the 2019 season, 38-20 and 12-12 in SEC play. It marks the first time since 1999-00 that the Razorbacks finished the season .500 or better in conference play in back-to-back seasons. The Razorbacks garnered their highest in-season ranking during weeks one and two, coming in at 12th and 11th in the NFCA and ESPN polls respectively.

Arkansas saw two players named to the All-SEC teams, pitcher Autumn Storms was named second team and outfielder Hannah McEwen garnered first-team recognition. McEwen's first-team selection was the first for Arkansas since 2012 and only the second in program history. In year four under Coach Deifel, the Razorbacks also earned two SEC Player of the Week awards, three SEC Pitcher of the Week awards, and one USA Softball Co-Player of the Week. A record five Razorbacks were named to the NFCA All-Region teams, with Storms garnering the first, first-team selection of her career. Storms went on to be named NFCA Second Team All-American as a pitcher, the first Razorback since 2010.

Year four with Coach Deifel and the Razorback staff saw growth in all aspects as the game, including a team .288 batting average, which ranks second-highest in the record books. In fact, four of the top seven team batting averages in program history come from the Deifel-era.

In her third season, Arkansas wrapped up the year with a 42-17 record, the third most wins in program history, and the highest number since 2000. The team earned the program's first-ever NCAA national seed and hosted the Fayetteville Regional on its way to securing a spot in this weekend's Norman Super Regional. For their efforts, the coaching staff earned 2018 NFCA Division I South Region Staff of the Year. The team also finished 17th in the final NCAA RPI.

Two seasons removed from a one-win conference tally, the Razorbacks posted a 12-12 record in SEC and earned a No. 7 seed into the SEC Tournament where the team made a run to the semifinals for the first time since 2001. The Razorbacks finished the season with a 27-2 record on their home field, established a new program record for home wins in a single season. Part of Arkansas' home triumphs included the program's first three-game sweep of a ranked team (No. 20 Mississippi State) and its first-ever series win over Alabama.

In her second season in Fayetteville, Deifel guided Arkansas to a 31-24 record which marked a 17-win improvement from the previous season, marking the largest increase in the country among Power 5 programs. The Razorbacks also tallied seven wins in SEC play, equaling the combined total from the previous three seasons. In recognition of the team's performance, Deifel was named the 2017 D1SoftballNews Coach of the Year.

From year one to two under Deifel, Arkansas' pitching staff lowered its combined ERA by more than four runs (6.98 to 2.82) and added more than 20 points to its batting average (.260 to .284). The Razorbacks also led the SEC and tied for 17th in the NCAA with 59 home

DEIFEL YEAR-BY-YEAR

Year	School	Overall	Conf.	Postseason
2015	Maryland	27-27	9-14	--
2016	Arkansas	17-39	1-23	--
2017	Arkansas	31-24	7-17	NCAA Regional
2018	Arkansas	42-17	12-12	NCAA Super Regional
2019	Arkansas	38-20	12-12	NCAA Regional
2020	Arkansas	19-6	1-2	--
2021	Arkansas	0-1	0-0	--
6 seasons		174-135	40-80	3 appearances
At Arkansas		142-108	31-66	
<i>At Arkansas (2016-pres.): 142-108 (.568)</i>				
<i>At Maryland (2015): 27-27 (.500)</i>				

runs. During the year, Arkansas earned its first national ranking since 2013 when it was slotted at No. 24 in the March 7 release ESPN/USA Softball poll.

Individually, Deifel saw two Razorbacks earn NFCA All-South Region accolades with Nicole Schroeder and Autumn Storms earning second-team and third-team honors, respectively. Storms was also named to the SEC All-Freshman Team while A.J. Belans was voted to the All-SEC Second Team. Schroeder went on to be drafted by the Akron Racers as the program's second NPF selection.

Deifel's first win over a ranked team at Arkansas came during the 2016 season when the Razorbacks knocked off No. 23 Nebraska, 11-10, during the Easton Tournament in Fullerton, Calif.; the team added five ranked wins in 2017. The 2016 campaign also saw newcomer Ashley Diaz make an immediate impact as a member of the NFCA All-South Region Second Team. She also appeared on the NFCA National Freshman of the Year Top 25 Watch List.

During her playing and coaching careers prior to coming to Arkansas, Deifel advanced to 11 NCAA Tournaments including a four-year run to the Women's College World Series (WCWS) as an All-American catcher at California that was highlighted by winning the 2002 national title. The Bears also finished second (2003), fifth (2001) and seventh (2000) at the WCWS over her four-year run. Her postseason successes also featured a pair of Super Regionals as a graduate assistant at Oklahoma and five NCAA Regionals as an assistant at Maryland and Louisville.

As a first-year head coach, Deifel ushered in a culture of change for Maryland in 2015. Along with the program's 16-game improvement from the previous season, the Terrapins' offense show tremendous growth. Maryland finished 27th in the NCAA with 6.28 runs per game behind 339 runs scored, up more than 150 runs from 2014. Deifel also led her team to a .309 batting average, a 40-point jump from 2014 which also ranked 57th in the NCAA.

Individually, Deifel guided three players to all-conference accolades and a pair of NFCA all-region honors. Lindsey Schmeister was an All-Big Ten first team performer while Shannon Bustillos and Erin Pronobis landed on the All-Big Ten second team. Pronobis and Corey Schwartz were also named to the NFCA All-Midwest Region Third Team. Under Deifel's watch, the trio helped Maryland to single-season school records in doubles, home runs, RBI and walks.

Prior to taking the head job at Maryland, Deifel spent four seasons as an assistant coach at Louisville in which she helped the Cardinals to four NCAA appearances, the 2014 American Athletic Conference Tournament title and an overall record of 176-60 (.746). Louisville averaged 44 wins in that time with a program-record 55 wins in 2012. Her student-athletes at Louisville racked up four NFCA All-America certificates and 29 all-conference selections.

Deifel played in 285 games in her career at California, missing just three games behind the plate over her four years. As a four-year starting catcher, she was a 2003 All-American, two-time All-Pac 10 selection and caught seven no-hitters. She is still the program's career leader with 1,969 putouts.

Aside from her accomplishments in collegiate softball, Deifel had a successful professional career following her days at Cal. In 2004, she helped the NY/NJ Juggernaut to the National Professional Fastpitch (NPF) league title. Deifel also spent three years with LeoPalac21 in Japan that resulted in a runner-up showing and a pair of third-place finishes.

Deifel and husband Joe are the parents to two sons, Trip and Walt. The family resides in Fayetteville.

ALL-TIME SERIES UNDER DEIFEL

Opponent	Series	H	A	N	
Alabama	3-7	2-1	1-5	0-1	
Arkansas-Pine Bluff	1-0	1-0			
Army	0-1			0-1	
Auburn	4-5	3-3	1-2		
Baylor	0-1	0-1			
Binghamton	1-0			1-0	
Boston U	4-0	4-0			
Bradley	1-1			1-1	
BYU	0-1			0-1	
Buffalo	1-0	1-0			
Cal State Fullerton	0-1		0-1		
CSUN	1-0			1-0	
Campbell	2-0			2-0	
Central Connecticut	2-0	2-0			
Central Michigan	1-0			1-0	
Dartmouth	2-0	2-0			
Delaware	1-0			1-0	
DePaul	1-0	1-0			
Drake	1-2	1-2			
Florida	0-9	0-3	0-6		
Florida A&M	2-0			2-0	
FAU	0-1		0-1		
FGCU	1-0		1-0		
Fordham	1-0			1-0	
Furman	4-0	3-0		1-0	
George Washington	1-0			1-0	
Georgia	2-6	1-2	0-3	1-1	
Grand Canyon	1-1			1-1	
IUPUI	3-0	3-0			
Iowa State	1-0	1-0			
Jackson State	1-0		1-0		
Kansas	2-0	2-0			
Kansas City	3-1	3-1			
Kent State	2-0	2-0			
Kentucky	3-7	2-4	0-3	1-0	
Lamar	2-0	2-0			
Lipscomb	1-0			1-0	
Loyola Marymount	2-0			2-0	
LSU	2-7	2-4	0-3		
Manhattan	1-0			1-0	
Marist	3-0	2-0		1-0	
McNeese	1-1		1-0	0-1	
Memphis	1-0			1-0	
Mississippi State	4-2	3-0	1-2		
Missouri	4-2	2-1	2-1		
Missouri State	2-1	1-1	1-0		
Montana	0-1	0-1			
Nebraska	3-0	1-0		2-0	
Nevada	1-0	1-0			
New Mexico	2-0			2-0	
New Mexico State	1-0		1-0		
North Carolina	0-1			0-1	
North Dakota State	2-1			2-1	
North Texas	2-0		2-0		
North Carolina	0-3			0-3	
Northern Colorado	5-1	4-0		1-1	
Northern Iowa	1-1	1-1			
Northwestern State	1-0	1-0			
Notre Dame	1-1		1-1		
Oklahoma	0-5	0-1	0-4		
Oklahoma State	1-3	0-2	1-0	0-1	
Ole Miss	4-5	3-0	1-5		
Omaha	4-0	4-0			
Sacramento State	1-0			1-0	
Samford	1-0			1-0	
San Diego	1-0			1-0	
SIUE	2-0	2-0			
South Carolina	4-6	3-3	1-2	0-1	
South Dakota State	1-0	1-0			
Southeast Missouri	3-1	1-1	2-0		
Saint Francis (Pa.)	2-0	2-0			
Saint Louis	3-0		3-0		
Tennessee	3-6	2-1	1-5		
Texas	0-2		0-2		
Texas A&M	2-7	1-2	1-5		
Tulsa	2-5	1-2	1-1	0-2	
UConn	1-0			1-0	
UIC	1-0			1-0	
ULM	1-0	1-0			
UMass Lowell	2-0			2-0	
UNLV	0-1			0-1	
Utah	1-0			1-0	
UT Arlington	3-1	2-0	1-1		
UTEP	1-0			1-0	
Villanova	3-0	2-0		1-0	
Washington	0-1			0-1	
Weber State	1-0			1-0	
Wichita State	4-1	4-0	0-1		
Wright State	2-0	2-0			
		142-108	83-37	25-55	39-15

10+ STRIKEOUT PERFORMANCES

No.	Pitcher	Opponent	Date
16	Mary Haff	vs. Furman	4/13/19
16	Heather Schlichtman	vs. Marshall	4/9/04
15	Heather Schlichtman	Wichita State	3/3/01
15	Heather Schlichtman	vs. Auburn	3/13/04
15	Katy Henry	vs. ULM	2/25/05
15	Katy Henry	vs. UTSA	2/16/07
15	Kimmy Beasley	Auburn	5/3/13
15	Mary Haff	at Tennessee	3/23/2019
14	Heather Schlichtman	vs. Appalachian State	2/7/04
14	Heather Schlichtman	vs. Mississippi Valley State	2/29/04
14	Heather Schlichtman	at Kentucky	4/24/04
14	Katy Henry	Kansas City	2/23/07
13	Rachel Talley	vs. Virginia Tech	2/18/01
13	Heather Schlichtman	Oklahoma City	4/23/02
13	Katy Henry	Centenary	3/5/06
13	Chelsea Cohen	Saint Louis	2/24/13
13	Mary Haff	at Saint Louis	4/10/18
13	Mary Haff	Lipscomb	2/10/19
13	Autumn Storms	vs. Southeast Missouri	2/21/19
12	Tammy Kincaid	Alabama	3/21/99
12	Rachel Talley	at Auburn	4/9/99
12	Heather Schlichtman	FIU	3/2/01
12	Rachel Talley	vs. FAU	3/3/01
12	Rachel Talley	vs. Utah	2/16/02
12	Katy Henry	vs. Virginia	2/9/07
12	Katy Henry	Creighton	2/24/08
12	Miranda Dixon	vs. ULM	4/2/08
12	Hope McLemore	Louisiana Tech	3/13/10
12	Kim Jones	vs. Rhode Island	2/13/11
12	Kimmy Beasley	LSU	4/6/13
12	Kimmy Beasley	at Missouri	4/13/13
12	Mary Haff	Fordham	2/19/18
12	Mary Haff	vs. Northern Colorado	3/2/18
12	Mary Haff	vs. Dartmouth	3/3/18
12	Mary Haff	vs. Omaha	2/28/19
12	Mary Haff	vs. Boston U	3/2/19
12	Mary Haff	vs. UIC	2/15/20
11	Katy Henry	Northwestern State	3/4/06
11	Kimmy Beasley	LSU	4/7/13
11	Kimmy Beasley	Kentucky	4/19/13
11	Grace Moll	at Southeast Missouri State	4/6/16
11	Autumn Storms	vs. Boston U	3/2/19
10	Katy Henry	at Ole Miss	3/21/06
10	Katy Henry	at Florida	3/25/06
10	Katy Henry	Kansas	4/5/06
10	Miranda Dixon	at Texas A&M	2/16/07
10	Katy Henry	Northern Iowa	3/3/07
10	Katy Henry	at Kansas	4/3/07
10	Miranda Dixon	at South Carolina	3/3/08
10	Katy Henry	vs. ULM	4/2/08
10	Katy Henry	at Kentucky	4/12/08
10	Miranda Dixon	vs. Cleveland State	3/7/09
10	Miranda Dixon	at Ole Miss	3/29/09
10	Hope McLemore	vs. Iowa	2/12/10
10	Hope McLemore	Drake	3/6/10
10	Hope McLemore	at Georgia	4/2/10
10	Chelsea Cohen	ULM	2/22/13
10	Kimmy Beasley	Jacksonville State	3/2/13
10	Hope McLemore	Kentucky	4/20/13
10	Kimmy Beasley	Butler	2/13/14
10	Jenna Bloom	Kansas	3/10/20

TOTAL BY PITCHER

14	Katy Henry2005-2008
10	Mary Haff2018-Present
8	Heather Schlichtman2001-2004
7	Kimmy Beasley2012-2014
5	Miranda Dixon2007-2010
5	Hope McLemore2010-2013
4	Rachel Talley1999-2002
2	Autumn Storms2017-Present
2	Chelsea Cohen2010-2013
1	Kim Jones2008-2011
1	Tammy Kincaid1997-2000
1	Grace Moll2014-2017
1	Jenna Bloom2020-Present

2021 AWARDS AND HONORS

<u>Braxton Burnside</u>
Preseason All-SEC
<u>Hannah McEwen</u>
Preseason All-SEC
Softball America Preseason Top 100 - No. 26
JWOS Preseason All-America Third Team
Softball America - No. 9 ranked Junior
<u>Autumn Storms</u>
Preseason All-SEC
Softball America Preseason Top 100 - No. 57
JWOS Preseason All-America Third Team

RECORD WATCH

BATTING AVERAGE (MINIMUM 250 AB)		
.371	Hannah McEwen	2018-pres.
.357	Devon Wallace	2012-15
.347	Stephanie Canfield	2013-17
.326	Ashley Diaz	2016-19
.336	Clarisa Navarro	2012-14
.313	Kasey Fagan	2014-15
.306	Autumn (Russell) Buczek	2015-18
.300	Jessica Bachkora	2007-10
.299	Katie Warrick	2017-19
.296	Rachel LeMaster	2004-07

PUTOUTS		
1563	Kim Eiben	2000-03
1412	Jennifer Cirigliano	1997-00
1,370	Ashley Diaz	2016-pres.
1302	Danica White	1999-02
1233	Shana Easley	2003-06
1150	Samantha Buckner	2005-08
1122	Whitney Cloer	2006-09
1046	Jayme Gee	2011-14
886	Kayla Green	2018-pres.

HIT BY PITCH		
31	Kim Eiben	2000-03
23	Jennifer Cirigliano	1997-00
22	Kayla Green	2018-pres.
21	Devon Wallace	2012-15
21	Miranda Dixon	2007-10
19	Parker Pocklington	2014-17
19	Jessica Bachkora	2007-10
19	Kallie Foglesong	2004-06
19	Ashely Carter	2003-05
17	Nicole Duncan	2018-pres.

RUNS SCORED		
184	Devon Wallace	2012-15
166	Jessica Bachkora	2007-10
124	Kayla Johnson	2006-09
119	Stephanie Canfield	2013-17
119	Dana Gulick	1997-00
117	Hannah McEwen	2018-pres.
105	Clarisa Navarro	2012-14
100	Chloe Oprzedek	2011-14
97	Miranda Dixon	2007-10
91	Shelby Hiers	2014-17

RECORD TO REACH	CUR.	REC.	NEEDS
Autumn Storms SR RHP			
Career Wins (No.3)	59	73	+14
Career SOs (No.6)	442	886	+444
Career Saves (No.6)	6	9	+2
Games Started (No.5)	104	138	+34

Mary Haff JR RHP			
Career Wins (No.6)	51	73	+22
Career SOs (No.5)	474	886	+412
Career Shutouts (No.3)	18	26	+8
Career Saves (No. 4)	8	9	+1

WHAT HAPPENS WHEN

SCHEDULE	
OVERALL	0-1
SEC	0-0
NON-CONFERENCE	0-1
HOME	0-0
AWAY	0-0
NEUTRAL	0-1
VS RANKED OPPONENTS	0-1

GAME LENGTH	
FIVE INNINGS	0-0
SIX INNINGS	0-0
SEVEN INNINGS	0-1
EXTRA INNINGS	0-0

SITUATION	
DAY GAME (BEFORE 6PM)	0-1
NIGHT GAME (6PM OR LATER)	0-0
VS RHP	0-1
VS LHP	0-0
ARKANSAS SCORES IN FIRST INN.	0-1
OPPONENT SCORES IN FIRST INN.	0-1
ARKANSAS SCORES FIRST	0-1
OPPONENT SCORES FIRST	0-0
ONE-RUN GAME	0-1
TWO-RUN GAME	0-0
5+ RUN GAME	0-0
LEADING AFTER SIX INNINGS	0-1
TRAILING AFTER SIX INNINGS	0-0
TIED AFTER SIX INNINGS	0-0

STATISTICS	
SCORES 0-2 RUNS	0-0
SCORES 3-5 RUNS	0-0
SCORES 6-9 RUNS	0-0
SCORES 10+ RUNS	0-1
OPP. SCORES 0-2 RUNS	0-0
OPP. SCORES 3-5 RUNS	0-0
OPP. SCORES 6-9 RUNS	0-0
OPP. SCORES 10+ RUNS	0-1
MADE NO ERRORS	0-0
MADE ONE ERROR	0-0
MADE 2+ ERRORS	0-1
MORE HITS THAN OPPONENT	0-0
FEWER HITS THAN OPPONENT	0-1
HITS ARE TIED	0-0

BY DAY	
SUNDAY	0-0
MONDAY	0-0
TUESDAY	0-0
WEDNESDAY	0-0
THURSDAY	0-1
FRIDAY	0-0
SATURDAY	0-0

BY MONTH	
FEBRUARY	0-1
MARCH	0-0
APRIL	0-0
MAY	0-0

SERIES HISTORY

MCNEESE

Head Coach: James Landreneau, 5th season
 Conference: Southland
 2020 Record: 19-7 (3-0 Southland)
 Postseason: N/A
 2021 Record: 2-2

Last Ten.....	3-1
Last Win - Home	2/21/99 (7-2)
Last Win - Road.....	2/8/19 (6-0)
Last Win - Neutral	
Coach Deifel vs	1-1
Longest Win Streak.....	2
On This Day	
Largest Margin of Victory.....	6 (2/8/19)
Largest Margin of Defeat.....	1 (2/25/18)

All-Time Series: 3-1
 H: 2-0 | A: 1-0 | N: 0-1

2-20-99	W, 2-1, Fayetteville, Ark.
2-21-99	W, 7-2, Fayetteville, Ark.
2-25-18	L, 6-5, Madeira Beach, Fla.
2-8-19	W, 6-0, Lake Charles, La.

LOUISIANA TECH

Interim Head Coach: Bianca Duran, 1st season
 Conference: C-USA
 2020 Record: 8-16 (2-1 C-USA)
 Postseason: N/A
 2021 Record: 1-1

Last Ten.....	5-1
Last Win - Home	3/1/14 (9-1, 6 innings)
Last Win - Road.....	
Last Win - Neutral	4/18/07 (5-4)
Coach Deifel vs	
Longest Win Streak.....	5
On This Day	
Largest Margin of Victory.....	8 (3/1/14)
Largest Margin of Defeat.....	4 (2/20/98)

All-Time Series: 5-1
 H: 3-0 | A: 0-0 | N: 2-1

2-20-98	L, 5-1, Monroe, La.
4-18-07	W, 1-0, Sherwood, Ark.
4-18-07	W, 5-4, Sherwood, Ark.
3-13-10	W, 5-2, Fayetteville, Ark.
3-14-10	W, 5-3 (9), Fayetteville, Ark.
3-1-14	W, 9-1 (6), Fayetteville, Ark.

SEASON HIGHS

TEAM SINGLE-GAME HIGHS

HITTING

At bats.....	29 - vs Oklahoma State (Feb 11, 2021 at Monroe, La.)
Runs scored:.....	11 - vs Oklahoma State (Feb 11, 2021 at Monroe, La.)
Hits:.....	8 - vs Oklahoma State (Feb 11, 2021 at Monroe, La.)
RBIs:.....	8 - vs Oklahoma State (Feb 11, 2021 at Monroe, La.)
Doubles:.....	2 - vs Oklahoma State (Feb 11, 2021 at Monroe, La.)
Triples:.....	1 - vs Oklahoma State (Feb 11, 2021 at Monroe, La.)
Home runs:.....	2 - vs Oklahoma State (Feb 11, 2021 at Monroe, La.)
Total bases:.....	18 - vs Oklahoma State (Feb 11, 2021 at Monroe, La.)
Walks:.....	11 - vs Oklahoma State (Feb 11, 2021 at Monroe, La.)
Strikeouts:.....	9 - vs Oklahoma State (Feb 11, 2021 at Monroe, La.)
Hit by pitch:.....	3 - vs Oklahoma State (Feb 11, 2021 at Monroe, La.)
Runners LOB:.....	11 - vs Oklahoma State (Feb 11, 2021 at Monroe, La.)
Hit into DP:.....	1 - vs Oklahoma State (Feb 11, 2021 at Monroe, La.)

FIELDING

Putouts:.....	21 - vs Oklahoma State (Feb 11, 2021 at Monroe, La.)
Assists:.....	4 - vs Oklahoma State (Feb 11, 2021 at Monroe, La.)
Errors:.....	3 - vs Oklahoma State (Feb 11, 2021 at Monroe, La.)
Passed balls:.....	1 - vs Oklahoma State (Feb 11, 2021 at Monroe, La.)

PITCHING

Innings pitched:.....	7.0 - vs Oklahoma State (Feb 11, 2021 at Monroe, La.)
Runs allowed:.....	12 - vs Oklahoma State (Feb 11, 2021 at Monroe, La.)
Earned runs:.....	8 - vs Oklahoma State (Feb 11, 2021 at Monroe, La.)
Walks allowed:.....	3 - vs Oklahoma State (Feb 11, 2021 at Monroe, La.)
Strikeouts:.....	8 - vs Oklahoma State (Feb 11, 2021 at Monroe, La.)
Hits allowed:.....	12 - vs Oklahoma State (Feb 11, 2021 at Monroe, La.)
Doubles allowed:.....	2 - vs Oklahoma State (Feb 11, 2021 at Monroe, La.)
Homers allowed:.....	3 - vs Oklahoma State (Feb 11, 2021 at Monroe, La.)
Wild pitches:.....	1 - vs Oklahoma State (Feb 11, 2021 at Monroe, La.)

INDIVIDUAL SINGLE-GAME HIGHS

HITTING

At bats:.....	5 - Braxton Burnside vs Oklahoma State (Feb 11, 2021 at Monroe, La.)
.....	5 - Danielle Gibson vs Oklahoma State (Feb 11, 2021 at Monroe, La.)
Runs scored:.....	2 - Hannah McEwen vs Oklahoma State (Feb 11, 2021 at Monroe, La.)
.....	2 - Braxton Burnside vs Oklahoma State (Feb 11, 2021 at Monroe, La.)
.....	2 - Ryan Jackson vs Oklahoma State (Feb 11, 2021 at Monroe, La.)
Hits:.....	3 - Danielle Gibson vs Oklahoma State (Feb 11, 2021 at Monroe, La.)
RBIs:.....	4 - Braxton Burnside vs Oklahoma State (Feb 11, 2021 at Monroe, La.)
Doubles:.....	2 - Danielle Gibson vs Oklahoma State (Feb 11, 2021 at Monroe, La.)
Triples:.....	1 - Ryan Jackson vs Oklahoma State (Feb 11, 2021 at Monroe, La.)
Home runs:.....	2 - Braxton Burnside vs Oklahoma State (Feb 11, 2021 at Monroe, La.)
Total bases:.....	8 - Braxton Burnside vs Oklahoma State (Feb 11, 2021 at Monroe, La.)
Walks:.....	4 - Linnie Malkin vs Oklahoma State (Feb 11, 2021 at Monroe, La.)
Strikeouts:.....	2 - Larissa Cesena vs Oklahoma State (Feb 11, 2021 at Monroe, La.)
Hit by pitch:.....	2 - Ryan Jackson vs Oklahoma State (Feb 11, 2021 at Monroe, La.)
Runners LOB:.....	4 - Larissa Cesena vs Oklahoma State (Feb 11, 2021 at Monroe, La.)

FIELDING

Putouts:.....	8 - Kayla Green vs Oklahoma State (Feb 11, 2021 at Monroe, La.)
Assists:.....	1 - (4 players)
Errors:.....	1 - Braxton Burnside vs Oklahoma State (Feb 11, 2021 at Monroe, La.)
.....	1 - Hannah McEwen vs Oklahoma State (Feb 11, 2021 at Monroe, La.)
.....	1 - Danielle Gibson vs Oklahoma State (Feb 11, 2021 at Monroe, La.)
Passed balls:.....	1 - Kayla Green vs Oklahoma State (Feb 11, 2021 at Monroe, La.)

PITCHING

Innings pitched:.....	3.0 - Mary Haff vs Oklahoma State (Feb 11, 2021 at Monroe, La.)
Runs allowed:.....	4 - Lauren Howell vs Oklahoma State (Feb 11, 2021 at Monroe, La.)
.....	4 - Jenna Bloom vs Oklahoma State (Feb 11, 2021 at Monroe, La.)
.....	4 - Mary Haff vs Oklahoma State (Feb 11, 2021 at Monroe, La.)
Earned runs:.....	4 - Jenna Bloom vs Oklahoma State (Feb 11, 2021 at Monroe, La.)
Walks allowed:.....	2 - Jenna Bloom vs Oklahoma State (Feb 11, 2021 at Monroe, La.)
Strikeouts:.....	5 - Mary Haff vs Oklahoma State (Feb 11, 2021 at Monroe, La.)
Hits allowed:.....	5 - Lauren Howell vs Oklahoma State (Feb 11, 2021 at Monroe, La.)
Doubles allowed:.....	2 - Lauren Howell vs Oklahoma State (Feb 11, 2021 at Monroe, La.)
Homers allowed:.....	2 - Jenna Bloom vs Oklahoma State (Feb 11, 2021 at Monroe, La.)
Wild pitches:.....	1 - Lauren Howell vs Oklahoma State (Feb 11, 2021 at Monroe, La.)

THE LAST TIME

ARKANSAS – TEAM

Defeated a ranked opponent.....	def. #9 Alabama, 1-0 in Tuscaloosa (March 6, 2020)
Defeated a Top 10 ranked opponent.....	def. #9 Alabama, 1-0 in Tuscaloosa (March 6, 2020)
Highest ranked team defeated.....	def. #1 Cal, 3-2 (May 19, 2012)
Won 10 or more consecutive games.....	10 (Feb. 8- Feb. 22, 2020)
Longest conference win streak.....	9 (April 28- May 11, 2000)
Won 5 or more consecutive conference home games.....	5 (Mar. 11 - 18, 2009)
Won 5 or more consecutive road games.....	6 (Feb. 8-14, 2019)
Won in Extra Innings.....	3-0 (8) at Texas A&M (April 28, 2019)
Lost in Extra Innings.....	1-0 (9) at #11 Georgia (Mar. 12, 2018)
Played 10 Innings.....	(10) W 4-2 at #11/13 Auburn (April 21, 2018)
Played 11 Innings.....	(11) W 4-1 at #8 Missouri (April 13, 2013)
Played 12 Innings.....	(12) W 6-5 vs Furman (April 13, 2019)
Played 13 Innings.....	(13) L 9-8 at UCSB (Feb. 27, 1998)
Played 14 or more Innings.....	(19) L 12-7 vs Alabama (Mar. 21, 1999)
Lost 5 or more consecutive games.....	5 (May 6-20, 2017)
Lost 5 or more consecutive conference games.....	6 (Mar. 24-April 2, 2017)
Scored 10 or more runs in a game.....	11 vs #10 Oklahoma State (Feb. 11, 2021)
Scored 10 or more runs in three straight games.....	UNT Invitational (Feb. 11-12, 2017)
Scored 15 or more runs in a game.....	15 vs Nebraska (Feb. 9, 2020)
Shut out back-to-back opponents.....	Libscomp/Campbell (Feb. 9-10, 2019)
Shut out three straight opponents.....	UNT Invitational (Feb. 11-12, 2017)
Was shutout (extra-inning game).....	1-0 (9) at #11 Georgia (Mar. 12, 2018)
Was Shutout (7-inning game).....	5-0 vs Montana (Feb. 22, 2020)
Was Shutout (5-inning game).....	8-0 at #8 Florida (April 6, 2019)
Was Shutout In Fayetteville.....	5-0 vs Montana (Feb. 22, 2020)
Was No-Hit.....	at #1 Florida (May 16, 2016)
Was No-Hit By SEC Opponent.....	at #1 Florida (May 16, 2016)
Was No-Hit In Fayetteville.....	vs #9 Georgia (May 3, 2009)
Swept a three-game conference series.....	vs Auburn (May 3-5, 2019)
Swept four or more conference series.....	Ole Miss, Kentucky, Tennessee, SC (2000)
Swept a three-game home conference series.....	vs Auburn (May 3-5, 2019)
Swept a three-game road conference series.....	at Mississippi State (Mar.17-18, 2009)
Swept a non-conference doubleheader.....	vs Kansas (March 10, 2020)
Run ruled an opponent.....	8-0 vs Kent State (March 1, 2020)
Most consecutive run-rule wins in a season.....	6, 2014
Was run-ruled.....	L 9-1 (6) at #9 Alabama (March 8, 2020)
Hit back-to-back homeruns.....	Gibson and Malkin at NM State (Feb. 8, 2020)
Hit four or more home runs in a game.....	4 vs SIU Edwardsville (Feb. 23, 2019)
Hit three or more home runs in a game.....	3 vs Kent State (March 1, 2020)
Homered in five or more consecutive games.....	8 (Feb. 18-28, 2018)
Had 10 hits in a game.....	13 vs Villanova (Feb. 29, 2020)
Had 15 or more hits in a game.....	18 vs Nebraska (Feb. 9, 2020)
Had 10 or more hits in 3 consecutive games.....	(4) vs Furman /UAPB (April 13-16, 2019)
Had five or more doubles in a game.....	6 vs Villanova (Feb. 29, 2020)
Had three or more triples in a game.....	10 vs Villanova (Feb. 29, 2020)
Had 10 or more RBI in a game.....	10 vs Villanova (Feb. 29, 2020)
No-hit the opposition, 6 innings.....	vs Northern Colorado (March 2, 2018)
No-hit the opposition, 7 innings.....	vs Central Connecticut (March 3, 2018)
Recorded 10 or more walks.....	11 vs #10 Oklahoma State (Feb. 11, 2021)
Left 10 or more runners on base.....	11 vs #10 Oklahoma State (Feb. 11, 2021)
Allowed 10 or more hits.....	12 vs #10 Oklahoma State (Feb. 11, 2021)
Allowed 10 or more runs.....	12 vs #10 Oklahoma State (Feb. 11, 2021)
Allowed 10 or more earned runs.....	12 vs #18 Kentucky (March 30, 2019)
Allowed 10 or more RBI.....	12 vs #10 Oklahoma State (Feb. 11, 2021)
Allowed five or more doubles.....	5 vs LSU (April 29, 2016)
Allowed three or more home runs.....	(3) vs Nebraska (Feb. 9, 2020)

OPPONENT-TEAM

Scored 10 or more runs in a game.....	12 vs #10 Oklahoma State (Feb. 11, 2021)
Scored 15 or more runs in a game.....	23 (5) vs Auburn (April 16, 2016)
Had 10 or more hits in a game.....	12 vs #10 Oklahoma State (Feb. 11, 2021)
Had 15-19 hits in a game.....	15 vs Georgia (May 17, 2017)
Shut out Arkansas (7-inning game).....	L, 5-0 vs Montana (Feb. 22, 2020)
Shut out Arkansas (5-inning game).....	L, 8-0 at #8 Florida (April 6, 2019)
Shut out Arkansas (extra-inning).....	L, 1-0 (9 inn.) at Georgia (March 12, 2018)
Shut out Arkansas in consecutive games.....	L, 3-0/8-0 at #8 Florida (April 6, 2019)
Shut Out Arkansas in Fayetteville.....	L, 5-0 vs Montana (Feb. 22, 2020)
Conference opponent S/O Arkansas in Fayetteville.....	L, 3-0 vs Missouri (March 24, 2018)
Conference opponent S/O Arkansas on the road.....	L, 8-0 at #8 Florida (April 6, 2019)
Won a non-conference series against Arkansas.....	vs Georgia (May 5-7, 2017)
Won a conference series in Fayetteville.....	vs Georgia (May 5-7, 2017)
Swept a three-game non-conference series against Arkansas.....	Texas (March 14-16, 2016)
Swept a three-game non-conference series in Fayetteville.....	Texas (March 14-16, 2015)
Swept a three game conference series in Fayetteville.....	vs Georgia (May 5-7, 2017)
Won a conference road series against Arkansas.....	at Texas A&M (April 27-29, 2019)
Swept a three-game conference road series against Arkansas.....	at #8 Florida (April 5-7, 2019)

ARKANSAS-INDIVIDUAL

Hit a grand slam.....	Linnie Malkin vs Villanova (Feb. 28, 2020)
Hit a walk-off grand slam.....	W, 11-3 (5) Nicole Schroeder vs Lamar (March 3, 2017)
Hit a walk-off home run.....	W, 1-0 Kayla Green vs. Kansas (March 10, 2020)
Hit two home runs in a game.....	Braxton Burnside vs #10 Oklahoma State (Feb. 11, 2021)
Hit three home runs in a game.....	Danielle Gibson vs SIUE (Feb 23, 2019)
Hit four home runs in a game.....	Danielle Gibson vs SIUE (Feb 23, 2019)
Homered in consecutive games in a series.....	Ashley Diaz, Game 2 and 3 vs SC (March 16-17, 2018) Ashley Diaz, Game 1 and 2 vs LSU (April 18-19, 2019)
Homered in three or more consecutive games.....	(4) Nichole Schroeder in Games 12-15 (Feb. 26 - March 3, 2017) (3) Ashley Diaz in Games 27-29 (March 16-22, 2019)
Hit an inside the park home run.....	Danielle Gibson vs SIUE (Feb 23, 2019)
Hit for the home run cycle.....	Danielle Gibson vs SIUE (Feb 23, 2019)
Scored three or more runs in a game.....	4, Danielle Gibson vs SIUE (Feb 23, 2019)
Had four hits in a game.....	4, Danielle Gibson at #9 Alabama (March 6, 2020)
Had two doubles in a game.....	2, Danielle Gibson vs #10 Oklahoma State (Feb. 11, 2021)
Had four or more RBI in a game.....	(5) Ryan Jackson vs. Nebraska (Feb. 9, 2020)
Had 5 or more RBI in a game.....	(5) Ryan Jackson vs. Nebraska (Feb. 9, 2020)
Had 10 or more RBI in a game.....	(10) Danielle Gibson vs SIUE (Feb 23, 2019)
Walked three or more times in a game.....	(4) Linnie Malkin vs #10 Oklahoma State (Feb. 11, 2021)
Stole three bases in a game.....	(3) Shelby Hiers vs Marist (Feb. 21, 2015)
Pitched a 5- inning complete game.....	Autumn Storms (W, 11-1) vs LSU (April 19, 2019)
Pitched a 7-inning complete game.....	Jenna Bloom (W, 1-0) vs Kansas (March 10, 2020)
Pitched a complete game shutout.....	Jenna Bloom (W, 1-0) vs Kansas (March 10, 2020)
Had 10 or more strikeouts in a game.....	(10) Jenna Bloom vs Kansas (March 10, 2020)
Gave up 10 or more hits in a game.....	(10) Mary Haff at LSU (May 4, 2018)
Gave up three or more home runs in a game.....	(3) Mary Haff at NM State (Feb. 8, 2020)
Threw a 7-inning no hitter.....	Autumn Storms vs Central Connecticut (March 3, 2018)
Threw a 5-inning no hitter.....	(6 Inn.) Mary Haff vs Northern Colorado (March 2, 2018)
Had 4 or more consecutive Ks in a game.....	(6) Jenna Bloom at FGCU (Feb. 16, 2020)



Stat Leaders and Miscellaneous Stats

Batting avg		Slugging pct		On base pct	
1. 41 Danielle Gibson	.600	1. 25 Braxton Burnside	1.600	1. 23 Hannah McEwen	.800
2. 23 Hannah McEwen	.500	2. 41 Danielle Gibson	1.000	99 Audrie LaValley	.800
3. 25 Braxton Burnside	.400	1 Ryan Jackson	1.000	22 Linnie Malkin	.800
4. 2 Valerie Ventura	.333	4. 23 Hannah McEwen	.500	4. 41 Danielle Gibson	.600
1 Ryan Jackson	.333	5. 2 Valerie Ventura	.333	1 Ryan Jackson	.600
Runs scored		Hits		Runs batted in	
1. 23 Hannah McEwen	2	1. 41 Danielle Gibson	3	1. 25 Braxton Burnside	4
1 Ryan Jackson	2	2. 25 Braxton Burnside	2	2. 99 Audrie LaValley	2
25 Braxton Burnside	2	3. 1 Ryan Jackson	1	3. 2 Valerie Ventura	1
4. 5 tied at.....	1	2 Valerie Ventura	1	41 Danielle Gibson	1
		23 Hannah McEwen	1		
Doubles		Triples		Home runs	
1. 41 Danielle Gibson	2	1. 1 Ryan Jackson	1	1. 25 Braxton Burnside	2
Total bases		Walks		Hit by pitch	
1. 25 Braxton Burnside	8	1. 22 Linnie Malkin	4	1. 1 Ryan Jackson	2
2. 41 Danielle Gibson	5	2. 99 Audrie LaValley	3	2. 99 Audrie LaValley	1
3. 1 Ryan Jackson	3	23 Hannah McEwen	3		
4. 23 Hannah McEwen	1	4. 13 Kayla Green	1		
2 Valerie Ventura	1				
Sac bunts		Sac flies		Stolen bases	

Multiple Hit Games	2	3	4	5+	Total
25 Braxton Burnside	1	-	-	-	1
41 Danielle Gibson	-	1	-	-	1
TEAM	1	1	0	0	2

Multiple RBI Games	2	3	4	5+	Total
25 Braxton Burnside	-	-	1	-	1
99 Audrie LaValley	1	-	-	-	1
TEAM	1	0	1	0	2

Hitting Streaks	Longest	Current
1 Ryan Jackson	1	1
41 Danielle Gibson	1	1
23 Hannah McEwen	1	1
2 Valerie Ventura	1	1
25 Braxton Burnside	1	1

Reached Base Streaks	Longest	Current
2 Valerie Ventura	1	1
99 Audrie LaValley	1	1
13 Kayla Green	1	1
23 Hannah McEwen	1	1
41 Danielle Gibson	1	1
22 Linnie Malkin	1	1
1 Ryan Jackson	1	1
25 Braxton Burnside	1	1

Season Statistics (Overall)



The Automated ScoreBook
Overall Statistics for Arkansas (as of Feb 15, 2021)
(All games Sorted by Batting avg)



Record: 0-1 Home: 0-0 Away: 0-0 Neutral: 0-1 SEC: 0-0

Player	avg	gp-gs	ab	r	h	2b	3b	hr	rbi	tb	slg%	bb	hp	so	gdp	ob%	sf	sh	sb-att	po	a	e	fld%
41 Danielle Gibson	.600	1-1	5	1	3	2	0	0	1	5	1.000	0	0	1	0	.600	0	0	0-0	3	0	1	.750
23 Hannah McEwen	.500	1-1	2	2	1	0	0	0	0	1	.500	3	0	0	0	.800	0	0	0-0	3	0	1	.750
25 Braxton Burnside	.400	1-1	5	2	2	0	0	2	4	8	1.600	0	0	1	1	.400	0	0	0-0	2	1	1	.750
1 Ryan Jackson	.333	1-1	3	2	1	0	1	0	0	3	1.000	0	2	1	0	.600	0	0	0-0	1	0	0	1.000
2 Valerie Ventura	.333	1-1	3	1	1	0	0	0	1	1	.333	0	0	0	0	.333	0	0	0-0	1	1	0	1.000
13 Kayla Green	.000	1-1	4	0	0	0	0	0	0	0	.000	1	0	1	0	.200	0	0	0-0	8	1	0	1.000
22 Linnie Malkin	.000	1-1	1	1	0	0	0	0	0	0	.000	4	0	1	0	.800	0	0	0-0	0	0	0	.000
99 Audrie LaValley	.000	1-1	1	1	0	0	0	0	2	0	.000	3	1	1	0	.800	0	0	0-0	2	1	0	1.000

3 Larissa Cesena	.000	1-1	2	0	0	0	0	0	0	0	.000	0	0	2	0	.000	0	0	0-0	0	0	0	.000
42 Sam Torres	.000	1-0	1	0	0	0	0	0	0	0	.000	0	0	0	0	.000	0	0	0-0	1	0	0	1.000
28 Rylin Hedgecock	.000	1-0	1	0	0	0	0	0	0	0	.000	0	0	1	0	.000	0	0	0-0	0	0	0	.000
66 Aly Manzo	.000	1-0	1	0	0	0	0	0	0	0	.000	0	0	0	0	.000	0	0	0-0	0	0	0	.000
18 Marlene Friedman	.000	1-0	0	0	0	0	0	0	0	0	.000	0	0	0	0	.000	0	0	0-0	0	0	0	.000
6 Cally Kildow	.000	1-0	0	1	0	0	0	0	0	0	.000	0	0	0	0	.000	0	0	0-0	0	0	0	.000
Totals	.276	1	29	11	8	2	1	2	8	18	.621	11	3	9	1	.512	0	0	0-0	21	4	3	.893
Opponents	.375	1	32	12	12	2	0	3	12	23	.719	3	0	8	0	.405	2	0	0-1	21	9	2	.938

LOB - Team (11), Opp (4). DPs turned - Team (0), Opp (1).

(All games Sorted by Earned run avg)

Player	era	w-l	app	gs	cg	sho	sv	ip	h	r	er	bb	so	2b	3b	hr	b/avg	wp	hp	bks	sfa	sha
4 Mary Haff	2.33	0-1	1	1	0	0/0	0	3.0	4	4	1	1	5	0	0	1	.364	0	0	0	2	0
5 Lauren Howell	7.88	0-0	1	0	0	0/0	0	2.2	5	4	3	0	1	2	0	0	.385	1	0	0	0	0
72 Jenna Bloom	21.00	0-0	1	0	0	0/0	0	1.1	3	4	4	2	2	0	0	2	.375	0	0	0	0	0
Totals	8.00	0-1	1	1	0	0/0	0	7.0	12	12	8	3	8	2	0	3	.375	1	0	0	2	0
Opponents	6.00	1-0	1	1	0	0/0	0	7.0	8	11	6	11	9	2	1	2	.276	1	3	0	0	0

PB - Team (1), Green 1. SBA/ATT - Green (0-1), Haff (0-1).

Team Game-by-Game

The Automated ScoreBook
Team Game-by-Game for Arkansas (as of Feb 15, 2021)
Batting (All games)

Date	Opponent	ab	r	h	rbi	2b	3b	hr	tb	bb	ibb	sb	cs	hbp	sac	sf	gdp	k	po	a	e	lob	avg
Feb 11	vs Oklahoma State	29	11	8	8	2	1	2	18	11	0	0	0	3	0	0	1	9	21	4	3	11	.276
Totals		29	11	8	8	2	1	2	18	11	0	0	0	3	0	0	1	9	21	4	3	11	.276

The Automated ScoreBook
Team Game-by-Game for Arkansas (as of Feb 15, 2021)
Pitching (All games)

Date	Opponent	ip	h	r	er	bb	so	2b	3b	hr	wp	bk	hbp	dp	ibb	score	w-l	sv	era
Feb 11	vs Oklahoma State	7.0	12	12	8	3	8	2	0	3	1	0	0	0	0	11-12	0-1	0	8.00
Totals		7.0	12	12	8	3	8	2	0	3	1	0	0	0	0	11-12	0-1	0	8.00

Home Run Tracker

#	Date	Player	Opponent	Site	# of Runs	Inning	Lineup Spot	Game Result
1	2-11-2021	Braxton Burnside	vs. Oklahoma State	Monroe, La.	1	1	2	L, 12-11
2	2-11-2021	Braxton Burnside	vs. Oklahoma State	Monroe, La.	3	6	2	L, 12-11

! - back-to-back | * - pinch hitter | # go ahead | \$ walk off



Cowgirl Classic

Game by Game Starters | by Position

Date	Opponent	SP	C	1B	2B	3B	SS	LF	CF	RF	DP
F11	Oklahoma State	Haff	Green	Gibson	LaValley	Ventura	Burnside	McEwen	Cesena	Jackson	Malkin

Game by Game Starters | by Lineup

Date	Opponent	1	2	3	4	5	6	7	8	9	FX
F11	Oklahoma State	McEwen	Burnside	Gibson	Jackson	Green	Malkin	LaValley	Cesena	Ventura	Haff



KAITLYN HOWARD

UTL • L/L • 5-7 • Freshman
East End, Ark. • Sheridan HS

00

SEASON HIGHS

Category	No.	Opponent (Last)	Date
Hits	-	-	-
Doubles	-	-	-
Triples	-	-	-
Home Runs	-	-	-
Total Bases	-	-	-
RBI's	-	-	-
Runs	-	-	-
Walks	-	-	-
AB's	-	-	-

CAREER HIGHS

Category	No.	Opponent (Last)	Date
Hits	-	-	-
Doubles	-	-	-
Triples	-	-	-
Home Runs	-	-	-
Total Bases	-	-	-
RBI's	-	-	-
Runs	-	-	-
Walks	-	-	-
AB's	-	-	-

BIO CONTINUED

Personal

Daughter of Clarence and Kristi Howard ... Plans to major in exercise science and wants to attend physical therapy school after her playing career is over ... Throws and bats left-handed, but writes right-handed.

BIO

Prior to Arkansas

Earned a letter in three seasons at Sheridan High School for head coach Tamara Strawn ... Led the Yellowjackets to three consecutive state championships ... Two-time Arkansas All-State Selection in 2018 and 2019 ... Garnered 2018 State Tournament MVP honors ... Heading into her senior year in 2020, Sheridan was named the best high school program in the state by MaxPreps ... Was not able to compete as a senior due to COVID-19 pandemic ... As a junior in 2019 hit .441 (30-for-68) with 22 runs scored, 25 RBI's, eight doubles, three triples and six homers ... Slashed .441/.472/.911 in 2019, leading Sheridan to a 27-4 record and a Class 5A state championship ... Inside the circle threw 65.1 innings with a 0.86 ERA ... Struck out 51 hitters and walked just nine ... In sophomore season hit .596 (31-for-52) with 23 runs scored, 16 RBI's, six doubles and one triple ... Slashed .596/.644/.750 ... Threw 57.1 innings with a 0.61 ERA ... Allowed just five earned runs all season and struck out 30 ... Part of a 30-3 Yellowjackets squad that earned its second consecutive state title ... As a freshman won a state title on a Sheridan team that finished 31-4-1 ... Also lettered in basketball and volleyball for Sheridan ... Played travel ball for the Texas Glory.

GAME-BY-GAME

Kaitlyn Howard Career Stats

Year avg qp-gs ab r h 2b 3b hr rbi tb slq% bb hbp so gdp ob% sf sh sb-att po a e fld%



RYAN JACKSON

OF • R/R • 5-6 • Redshirt Senior

Chino Hills, Calif. • Bethune-Cookman (Ruben S. Ayala HS)

1

SEASON HIGHS

Category	No.	Opponent (Last)	Date
Hits	1	Oklahoma State	2/11/21
Doubles	-	-	-
Triples	1	Oklahoma State	2/11/21
Home Runs	-	-	-
Total Bases	3	Oklahoma State	2/11/21
RBI	-	-	-
Runs	2	Oklahoma State	2/11/21
Walks	-	-	-
ABs	3	Oklahoma State	2/11/21

CAREER HIGHS

Category	No.	Opponent (Last)	Date
Hits	4*	Fairfield	3/18/17
Doubles	3*	Quinnipiac	2/17/18
Triples	1	6x (Oklahoma State)	2/11/21
Home Runs	2*	3x (Northern Kentucky)	3/10/18
Total Bases	8*	3x (Northern Kentucky)	3/10/18
RBI	6*	South Carolina State	4/14/18
Runs	4*	Mount St. Mary's	3/9/17
Walks	3*	Long Beach State	2/23/18
ABs	5*	2x (Northern Iowa)	2/18/18

*At Bethune-Cookman

BIO CONTINUED

As a Junior (2019)

Recorded one multi-hit game (2-for-3) against Lipcomb (Feb. 9)...Collected first triple of Arkansas career against SIUE (Feb. 23)... Drove in three runs with a pinch hit double in a 7-1 win over Auburn (May 4).

At Bethune-Cookman (2017-18)

Two-time MEAC Player of the Year... Named the MEAC Player and Rookie of the Year her freshman season at Bethune-Cookman.... Finalist for the 2017 Schutt Sports/NFCA National Freshman of the Year award... Six-time MEAC player of the week ... Named to the NFCA All-Region First team as a sophomore ... In two seasons hit .378 with 123 hits, 31 home runs with a .754 slugging percentage and 99 RBIs at Bethune-Cookman... As a freshman in 2017, led the league in batting average (.412), on base percentage (.483), RBI (47), home runs (14) and slugging percentage (.771) ... As a sophomore, led the league in on-base percentage (.467), RBI (50), runs scored (54), total bases (127) and home runs (17) ... Holds the school record at BCU for most homers in a season (17)... Part of 2018 MEAC Championship team and NCAA Tournament Gainesville Regional squad.

BIO

Career Awards

MEAC Player of the Year (2017, 2018, *at Bethune-Cookman), MEAC Rookie of the Year (2017, *at Bethune-Cookman), MEAC Player of the Week (Six-time recipient, *at Bethune-Cookman), NFCA Freshman of the Year Finalist (2017, *at Bethune-Cookman)

As a Senior (2020)

Tied for second on the team in home runs (5) and third in RBI (15) ... Led the team in hit by pitches and ranked 10th in the country with 0.44 per game... Slugged .600, the second highest on the team... Recorded an Arkansas career-high three hits at FGCU (Feb. 16)... Set an Arkansas career-high of five RBI and hit first home run in a Razorback jersey against Nebraska (Feb. 9)... Went 2-for-3 with a homer and three RBI in a win over Kent State (Feb. 28)... Drew a walk-off hit by pitch on the 17th pitch of the plate appearance in a 3-2 win over Kansas (March 10).

GAME-BY-GAME

Date	Opponent	Pos	AB	R	H	RBI	2B	3B	HR	BB	SB	CS	HBP	SAC	SF	GDP	K	PO	A	E	Avg
Feb 11	vs Oklahoma State	*of	3	2	1	0	0	0	1	0	0	0	0	2	0	0	1	1	0	0	.333
Totals		1gs	3	2	1	0	0	1	0	0	0	0	2	0	0	0	1	1	0	0	.333

On base pct. .600 • Slugging pct. 1.000

Ryan Jackson Career Stats - Arkansas Only

Year	avg	gp-gs	ab	r	h	2b	3b	hr	rbi	tb	slg%	bb	hbp	so	gdp	ob%	sf	sh	sb-att	po	a	e	fld%
2019	.212	28-7	33	5	7	1	1	0	4	10	.303	1	4	11	0	.316	0	0	0-0	4	0	0	1.000
2020	.323	25-25	65	20	21	3	0	5	15	39	.600	8	11	9	0	.476	0	0	0-0	1	0	0	1.000
2021	.333	1-1	3	2	1	0	1	0	0	3	1.000	0	2	1	0	.600	0	0	0-0	1	0	0	1.000
TOTAL	.287	54-33	101	27	29	4	2	5	19	52	.515	9	17	21	0	.433	0	0	0-0	6	0	0	1.000



VALERIE VENTURA

INF • R/R • 5-6 • Redshirt Sophomore
Oxnard, Calif. • Rio Mesa HS

2

SEASON HIGHS

Category	No.	Opponent (Last)	Date
Hits	1	Oklahoma State	2/11/21
Doubles	-	-	-
Triples	-	-	-
Home Runs	-	-	-
Total Bases	1	Oklahoma State	2/11/21
RBI	1	Oklahoma State	2/11/21
Runs	1	Oklahoma State	2/11/21
Walks	-	-	-
ABs	3	Oklahoma State	2/11/21

CAREER HIGHS

Category	No.	Opponent (Last)	Date
Hits	2	2x (Villanova)	2/29/20
Doubles	1	Villanova	2/29/20
Triples	-	-	-
Home Runs	-	-	-
Total Bases	3	Villanova	2/29/20
RBI	1	7x (Oklahoma State)	2/11/21
Runs	2	Villanova	2/29/20
Walks	1	2x (Marist)	2/23/20
ABs	3	5x (Oklahoma State)	2/11/21

BIO CONTINUED

the 2015 and 2017 First Team All-Ventura County and the First team Pacific View League... 2017 All-Tournament Team for the TNT National Tournament... Hit a three run walk-off home run in the championship game against the Cal A's Quales for her club team... Also lettered four years for the Rio Mesa High School girls basketball team.

Personal

Daughter of Andy and Nancy Ventura... Has two siblings, Andrew and Krystin.

BIO

As a Redshirt Freshman (2020)

Appeared in 24 games, making 18 starts at third base... Made first collegiate appearance as a pinch runner and scored against UTEP (Feb. 7)... Collected first collegiate hit in first start at FGCU (Feb. 16)... Registered first two hit game against Villanova (Feb. 28)... Hit first double against Villanova (Feb. 29)... Notched first RBI against South Dakota State (Feb. 21).

As a Freshman (2019)

Was granted a medical redshirt for her first season at Arkansas.

Prior to Arkansas

Held a career batting average of .468 for Rio Mesa High school... Recorded 102 hits, 72 RBIs, 103 runs, 17 homers while slugging .839... Batted .494 during her senior year of high school with 38 hits on 34 runs with 9 homers while slugging 1.012... Led the team to a 23-0-1 record before suffering an injury during her final season at Rio Mesa... Was named to

GAME-BY-GAME

Date	Opponent	Pos	AB	R	H	RBI	2B	3B	HR	BB	SB	CS	HBP	SAC	SF	GDP	K	PO	A	E	Avg
Feb 11	vs Oklahoma State	*3b	3	1	1	1	0	0	0	0	0	0	0	0	0	0	0	1	1	0	.333
Totals		1gs	3	1	1	1	0	0	0	0	0	0	0	0	0	0	0	1	1	0	.333

On base pct. .333 • Slugging pct. .333

Valerie Ventura Career Stats

Year	avg	gp-gs	ab	r	h	2b	3b	hr	rbi	tb	slg%	bb	hbp	so	gdp	ob%	sf	sh	sb-att	po	a	e	fld%
2020	.263	24-18	38	10	10	1	0	0	6	11	.289	2	0	10	2	.300	0	3	0-0	10	39	4	.925
2021	.333	1-1	3	1	1	0	0	0	1	1	.333	0	0	0	0	.333	0	0	0-0	1	1	0	1.000
TOTAL	.268	25-19	41	11	11	1	0	0	7	12	.293	2	0	10	2	.302	0	3	0-0	11	40	4	.927



LARISSA CESENA

INF • R/R • 5-7 • Redshirt Sophomore
Riverside, Calif. • Martin Luther King HS

3

SEASON HIGHS

Category	No.	Opponent (Last)	Date
Hits	-	-	-
Doubles	-	-	-
Triples	-	-	-
Home Runs	-	-	-
Total Bases	-	-	-
RBI	-	-	-
Runs	-	-	-
Walks	-	-	-
ABs	2	Oklahoma State	2/11/21

CAREER HIGHS

Category	No.	Opponent (Last)	Date
Hits	1	2x (Nebraska)	2/9/20
Doubles	-	-	-
Triples	-	-	-
Home Runs	-	-	-
Total Bases	1	2x (Nebraska)	2/9/20
RBI	-	-	-
Runs	1	3x (Kansas)	3/10/20
Walks	1	Nebraska	2/9/20
ABs	3	Bradley	2/7/20

BIO CONTINUED

finish at PGF Nationals in 2016... Was also a member of her school's track team and owns two school records.

Personal

Daughter of Eddie and Misti Cesena... Has two younger brothers, Seth and Luke... Aunt, Mia Cesena, played softball at Loyola Marymount (2006-09) and was a two-time all-conference selection... Majoring in Recreation and Sports Management... Goes by the nickname Lari... Has over 55k followers on Tik Tok (@Lariluv) and post of this year's videoboard shoot has over 980k views.

BIO

As a Redshirt Freshman (2020)

Played in nine games and made one start at second base... Went 2-for-8 at the plate, scored three runs and drew one walk... In collegiate debut hit a pinch hit single and scored a run against UTEP (Feb. 7)... Made first start at second base against Bradley (Feb. 7)... Scored game tying run in the bottom of the seventh inning in a come-from-behind win over Kansas (March 10).

As a Freshman (2019)

Was granted a medical redshirt for her first season at Arkansas.

Prior to Arkansas

Ranked No. 48 in the final FloSoftball Hot 100... Led Martin Luther King High School to four appearances to the CIF playoffs, earning team MVP honors after her junior season... As a member of the Explosion Travel ball team, was part of a top-eight


GAME-BY-GAME

Date	Opponent	Pos	AB	R	H	RBI	2B	3B	HR	BB	SB	CS	HBP	SAC	SF	GDP	K	PO	A	E	Avg
Feb 11	vs Oklahoma State	*of	2	0	0	0	0	0	0	0	0	0	0	0	0	0	2	0	0	0	.000
Totals		1gs	2	0	0	0	0	0	0	0	0	0	0	0	0	0	2	0	0	0	.000

On base pct. .000 • Slugging pct. .000

Larissa Cesena Career Stats

Year	avg	gp-gs	ab	r	h	2b	3b	hr	rbi	tb	slg%	bb	hbp	so	qdp	ob%	sf	sh	sb-att	po	a	e	fld%
2020	.250	9-1	8	3	2	0	0	0	0	2	.250	1	0	2	0	.333	0	0	0-0	1	2	0	1.000
2021	.000	1-1	2	0	0	0	0	0	0	0	.000	0	0	2	0	.000	0	0	0-0	0	0	0	.000
TOTAL	.200	10-2	10	3	2	0	0	0	0	2	.200	1	0	4	0	.273	0	0	0-0	1	2	0	1.000



MARY HAFF

RHP • R/R • 5-10 • Redshirt Junior
Winter Haven, Fla. • Lake Region HS

4

SEASON HIGHS

Category	No.	Opponent (Last)	Date
Innings	3.0	Oklahoma State	2/11/21
Longest Start	3.0	Oklahoma State	2/11/21
Shortest Start	3.0	Oklahoma State	2/11/21
Longest Relief	-	-	-
Hits	4	Oklahoma State	2/11/21
Runs	4	Oklahoma State	2/11/21
Earned Runs	1	Oklahoma State	2/11/21
Walks	1	Oklahoma State	2/11/21
Strikeouts	5	Oklahoma State	2/11/21
Pitches	65	Oklahoma State	2/11/21

CAREER HIGHS

Category	No.	Opponent (Last)	Date
Innings	8.0	2x (Texas A&M)	4/28/19
Longest Start	8.0	2x (Texas A&M)	4/28/19
Shortest Start	0.1	Ole Miss	3/9/19
Longest Relief	7.2	Furman	3/13/19
Hits	10	LSU	5/4/18
Runs	7	UTA	3/26/19
Earned Runs	5	2x (Florida)	3/6/19
Walks	5	Furman	4/14/19
Strikeouts	16	Furman	4/13/19
Pitches	132	Mississippi State	3/30/19

BIO CONTINUED

As a Sophomore (2019)

Recorded seven shutouts and three one-hitter performances... Started the season throwing 20 consecutive innings without allowing a run... Recorded a career-high and tied the program single-game record with 16 strikeouts in 7.2 innings against Furman (April 14)... Posted five 10+ strikeout performances... tied for most saves in a season in school history.

As a Freshman (2018)

29 wins is a single-season program best... Threw the seventh no-hitter in program history in a 9-0 win over Northern Colorado (March 2)... Registered seven one-hitters ... Had 12 outings posting seven or more strikeouts coupled with one or fewer walks... Tallied three wins without allowing a run in 18.2 innings, including a pair of complete-game shutouts over DePaul (May 18) and Wichita State (May 19) in the NCAA Fayetteville Regional.

Personal

Daughter of Ron and Tula Haff... Majoring in Pre Med ... Broke her ankle during prime recruiting year in high school, Deifel saw her at a premier tournament in Colorado and said "I went and saw her and was like, 'Holy crap, she's still available.'"

BIO

Career Accolades

NFCA Second Team All-South Region (2018)... NFCA Third Team All-South Region (2019)... All-SEC Second Team (2018)... SEC All-Tournament Team (2018)... SEC All-Freshman Team (2018)... SEC Pitcher of the Week (2019)... SEC Freshman of the Week (3x, 2018)... Preseason All-SEC (2019)... USA Softball Collegiate Player of the Year Top 50 Watchlist (2019)... NFCA National Freshman of the Year Finalist (2018)

As a Junior (2020)

Struck out a season-high 12 vs. UIC (Feb. 15)... Ranked ninth in the SEC in strikeout-to-walk ratio (3.64), 13th in strikeouts per seven innings (7.6) and 15th in ERA Recorded a three inning save, strikingout out four vs. Furman (Feb. 15)... Threw a season-high 6.1 innings of shutout ball, allowing two hits against Montana (Feb. 22).

GAME-BY-GAME

Date	Opponent	GS	IP	H	R	ER	BB	SO	2B	3B	HR	WP	BK	HBP	IBB	Score	W-L	Sv	ERA	NP
Feb 11	vs Oklahoma State	*	3.0	4	4	1	1	5	0	0	1	0	0	0	0	11-12	0-1	0	3.00	65
Totals		1	3.0	4	4	1	1	5	0	0	1	0	0	0	0	11-12	0-1	0	3.00	65

Mary Haff Career Stats

Year	era	w-l	app	qs	cq	sho	sv	ip	h	r	er	bb	so	2b	3b	hr	bf	bavg	wp	hbp	bk	sfa	sha
2018	1.51	29-7	45	31	19	11/1	2	213.1	118	53	46	44	249	16	1	20	827	.157	9	20	0	0	11
2019	1.88	18-11	41	26	11	7/0	5	160.1	112	63	43	32	180	19	1	14	665	.190	9	29	0	2	14
2020	1.89	4-1	13	6	1	0/1	1	37.0	32	15	10	11	40	4	2	6	157	.227	1	3	0	1	1
2021	2.33	0-1	1	1	0	0/0	0	3.0	4	4	1	1	5	0	0	1	14	.364	0	0	0	2	0
TOTAL	1.69	51-20	100	64	31	18/2	8	413.2	266	135	100	88	474	39	4	41	1663	.178	19	52	0	5	26



LAUREN HOWELL

RHP • R/R • 5-7 • Freshman
Jefferson City, Mo. • Helias Catholic HS

5

SEASON HIGHS

Category	No.	Opponent (Last)	Date
Innings	2.2	Oklahoma State	2/11/21
Longest Start	-	-	-
Shortest Start	-	-	-
Longest Relief	2.2	Oklahoma State	2/11/21
Hits	5	Oklahoma State	2/11/21
Runs	4	Oklahoma State	2/11/21
Earned Runs	3	Oklahoma State	2/11/21
Walks	0	Oklahoma State	2/11/21
Strikeouts	1	Oklahoma State	2/11/21
Pitches	51	Oklahoma State	2/11/21

CAREER HIGHS

Category	No.	Opponent (Last)	Date
Innings	2.2	Oklahoma State	2/11/21
Longest Start	-	-	-
Shortest Start	-	-	-
Longest Relief	2.2	Oklahoma State	2/11/21
Hits	5	Oklahoma State	2/11/21
Runs	4	Oklahoma State	2/11/21
Earned Runs	3	Oklahoma State	2/11/21
Walks	0	Oklahoma State	2/11/21
Strikeouts	1	Oklahoma State	2/11/21
Pitches	51	Oklahoma State	2/11/21

BIO CONTINUED

Personal

Daughter of Jay and Rachelle Howell ... Has two younger siblings, Hayden and Harper ... Plans to major in business ... After her playing career, wants to take over the family business, Howell's Carpet ... Competed in dance and cheerleading prior to playing softball

BIO

Prior to Arkansas

Finished Helias Catholic High School career with a 1.40 ERA, 47-11 record and 646 strikeouts ... Rated the No. 31 overall prospect in the 2020 class by Extralnnings and No. 40 by FloSoftball ... Tabbed the No. 15 pitcher in her class by Extralnnings ... Named to the Class 3A All-State First Team as a sophomore and junior ... Selected to the Class 3A All-Region First team as a sophomore and junior ... Three-time First Team All-District selection ... Earned Academic All-State recognition as a junior and senior and was on the honor roll all four years of high school ... Went 4-0 inside the circle and recorded two saves over 34 innings pitched in her injury-shortened senior campaign ... Compiled a 1.44 ERA with 67 strikeouts to 12 walks ... Part of a Crusader team that captured the 2019 Class 3 state championship ... As a junior compiled a 0.64 ERA in 132 innings with 214 strikeouts ... Played travel ball for the DeMarini Aces ... Struck out 214 with a 1.50 ERA for the Aces in 2019.

GAME-BY-GAME

Date	Opponent	GS	IP	H	R	ER	BB	SO	2B	3B	HR	WP	BK	HBP	IBB	Score	W-L	Sv	ERA	NP
Feb 11	vs Oklahoma State	0	2.2	5	4	3	0	1	2	0	0	1	0	0	0	11-12	0-0	0	10.12	51
Totals		0	2.2	5	4	3	0	1	2	0	0	1	0	0	0	11-12	0-0	0	10.12	-

Lauren Howell Career Stats

Year	era	w-l	app	gs	cq	sho	sv	ip	h	r	er	bb	so	2b	3b	hr	bf	bavg	wp	hbp	bk	sfa	sha
2021	7.88	0-0	1	0	0	0/0	0	2.2	5	4	3	0	1	2	0	0	13	.385	1	0	0	0	0
TOTAL	7.88	0-0	1	0	0	0/0	0	2.2	5	4	3	0	1	2	0	0	13	.385	1	0	0	0	0



CALLY KILDOW

UTL • R/R • 5-7 • Freshman
Gravette, Ark. • Gravette HS

6

SEASON HIGHS

Category	No.	Opponent (Last)	Date
Hits	-	-	-
Doubles	-	-	-
Triples	-	-	-
Home Runs	-	-	-
Total Bases	-	-	-
RBI	-	-	-
Runs	1	Oklahoma State	2/11/21
Walks	-	-	-
ABs	-	-	-

CAREER HIGHS

Category	No.	Opponent (Last)	Date
Hits	-	-	-
Doubles	-	-	-
Triples	-	-	-
Home Runs	-	-	-
Total Bases	-	-	-
RBI	-	-	-
Runs	1	Oklahoma State	2/11/21
Walks	-	-	-
ABs	-	-	-

BIO CONTINUED

one home run, 32 RBIs and 12 runs scored over 31 games played ... Slashed .443/.473/.660 ... Inside the circle appeared in 31 games and threw 185 innings while commanding a 0.53 ERA ... Went 23-7 and compiled 16 shutouts with three no-hitters and two perfect games ... Struck out 331 hitters while only walking 29 and limited the opposition to a .134 batting average ... Played travel ball for the DeMarini Aces and garnered USA Elite All-American honors in 2014 ... Also played basketball for two seasons at Gravette and averaged 11.0 points per game ... Additionally competed in track and field for Gravette.

Personal

Has two siblings, McCoy and Sydney ... Plans on majoring in business and working in the fashion design industry after graduation.

BIO

Prior to Arkansas

Three-time letter winner at Gravette High School for head coach Taos Jones ... Posted a career ERA of 1.14 and a .448 batting average ... In addition to her pitching duties, played shortstop and third base ... Rated No. 57 in the FloSoftball Hot 100 and No. 121 prospect by Extralnnings ... Ranks inside the top-10 in numerous Arkansas state high school single-season records ... Her 331 strikeouts in 2017 ranks third-most in a single-season in Arkansas state history ... Her 16 shutouts in 2017 rank second all-time in a single-season and her three no-hitters that season is tied for 10th-most ... Her 185 innings pitched in the 2017 season are the fifth most in a single season in state history ... Two-time all-state selection and 2017 MaxPreps All-American ... Was only able to play in one game her senior season due to the COVID-19 pandemic ... As a junior hit .464 (39-for-84) with seven doubles, one triple, 19 runs scored and 24 RBI over 26 games played ... Slashed .464/.473/.571 ... Made 20 pitching appearances, tossed 61 innings of work and went 4-5 with seven saves and 80 strikeouts ... Was not 100% due to an injury suffered the prior year ... Missed entire sophomore season due to a broken which was suffered during a state tournament basketball game ... As a freshman hit .443 (47-for-106) with eight doubles, six triples

GAME-BY-GAME

Date	Opponent	Pos	AB	R	H	RBI	2B	3B	HR	BB	SB	CS	HBP	SAC	SF	GDP	K	PO	A	E	Avg	
Feb 11	vs Oklahoma State	pr	0	1	0	0	0	0	0	0	0	0	0	0	0	0	0	0	0	0	0	.000
Totals		Ogs	0	1	0	0	0	0	0	0	0	0	0	0	0	0	0	0	0	0	0	.000

On base pct. .000 • Slugging pct. .000

Cally Kildow Career Stats

Year	avg	qp-qs	ab	r	h	2b	3b	hr	rbi	tb	slg%	bb	hbp	so	qdp	ob%	sf	sh	sb-att	po	a	e	fld%
2021	.000	1-0	0	1	0	0	0	0	0	0	.000	0	0	0	0	.000	0	0	0-0	0	0	0	.000
TOTAL	.000	1-0	0	1	0	0	0	0	0	0	.000	0	0	0	0	.000	0	0	0-0	0	0	0	.000



AUTUMN STORMS

RHP • R/R • 5-10 • Redshirt Senior
Temecula, Calif. • Great Oak HS

9

SEASON HIGHS

Category	No.	Opponent (Last)	Date
Innings	-	-	-
Longest Start	-	-	-
Shortest Start	-	-	-
Longest Relief	-	-	-
Hits	-	-	-
Runs	-	-	-
Earned Runs	-	-	-
Walks	-	-	-
Strikeouts	-	-	-
Pitches	-	-	-

CAREER HIGHS

Category	No.	Opponent (Last)	Date
Innings	8.1	Alabama	3/12/17
Longest Start	8.1	Alabama	3/12/17
Shortest Start	1.1	Oklahoma	5/20/17
Longest Relief	6.2	Ole Miss	3/9/19
Hits	12	Texas A&M	4/14/17
Runs	7	2x (Alabama)	3/8/20
Earned Runs	6	Nevada	3/1/19
Walks	5	Alabama	3/12/17
Strikeouts	13	Southeast Missouri	2/21/19
Pitches	159	Alabama	3/12/17

BIO CONTINUED

ERA in SEC play than overall... Pitched two complete game wins against No. 18 Kentucky to secure the series (March 29, 31)... All-Tournament Team at the Puerto Vallarta Classic when she recorded a shutout win and a save, allowing 0 earned runs and striking out 18 (Feb. 16).

As a Sophomore (2018)

Struck out a season high nine batters against Central Connecticut (March 3) in a complete game ... Picked up two wins in the series against #20 Mississippi State (March 31, April 1) in a sweep of the Bulldogs, allowing zero runs in 11.1 innings of work

As a Freshman (2017)

Third freshman in program history to record 15 wins; first since 2001...Secured team's return to SEC Tournament with CG win over Georgia (May 5)...Had a season-high eight strikeouts at FAU (Feb. 24).

Personal

Daughter of Brian and Heather Storms... Graduated in Dec. 2020 ... HS teammates with Arkansas catcher Kayla Green.

BIO

Career Accolades

Preseason All-SEC (2020, 2021) ... NFCA Second Team All-American (2019)... NFCA First Team All-South Region (2019)... NFCA Third Team All-South Region (2017)... Second Team All-SEC (2019)... Freshman All-SEC (2017) ... Softball America Preseason Top 100 - No. 31 (2020)

As a Senior (2020)

Led the team in ERA, appearances, games started, complete games and innings pitched... 11 victories were the sixth most in the nation and led the SEC... Finished seventh in the SEC and 30th nationally in ERA (1.16)... Ranked fourth in the SEC in strikeout-to-walk ratio (5.08)... Struck out a season-best nine in only four innings against Marist (Feb. 23)... Allowed one earned run over seven innings versus No. 9 Florida State (Feb. 29)... Threw a complete game shutout in a 1-0 win, the program's first at No. 9 Alabama since 2000 (March 6).

As a Junior (2019)

Led the pitching staff with a 1.63 ERA... Recorded a career-high 13 strikeouts against Southeast Missouri (Feb. 21)...Only SEC pitcher to maintain a sub-2.00 ERA with 80+ innings against conference opponents, and only one of three to have a lower

GAME-BY-GAME

Autumn Storms Career Stats

Year	era	w-l	app	gs	cq	sho	sv	ip	h	r	er	bb	so	2b	3b	hr	bf	bavg	wp	hbp	bk	sfa	sha
2017	2.28	16-15	38	33	13	1/3	2	172.0	174	81	56	35	96	21	2	10	749	.260	4	21	0	7	17
2018	2.67	12-10	37	27	6	3/1	2	152.1	161	74	58	33	113	15	2	10	682	.259	5	18	0	2	7
2019	1.77	20-9	43	32	15	4/1	2	201.2	189	96	51	29	172	28	2	10	880	.228	15	12	0	1	9
2020	1.16	11-3	17	12	5	1/2	0	72.2	62	21	12	12	61	8	0	4	295	.225	3	2	0	2	3
TOTAL	2.07	59-37	135	104	39	9/7	6	598.2	586	272	177	109	442	72	6	34	2606	.245	27	53	0	12	36



ABBY GORDON

C • R/R • 5-9 • Freshman
 Garden Plain, Kan. • Andale Garden Plain HS

12

SEASON HIGHS

Category	No.	Opponent (Last)	Date
Hits	-	-	-
Doubles	-	-	-
Triples	-	-	-
Home Runs	-	-	-
Total Bases	-	-	-
RBI's	-	-	-
Runs	-	-	-
Walks	-	-	-
ABs	-	-	-

CAREER HIGHS

Category	No.	Opponent (Last)	Date
Hits	-	-	-
Doubles	-	-	-
Triples	-	-	-
Home Runs	-	-	-
Total Bases	-	-	-
RBI's	-	-	-
Runs	-	-	-
Walks	-	-	-
ABs	-	-	-

BIO CONTINUED

BIO

Prior to Arkansas

Played at Andale Garden Plain High School for head coach Chuck Shrader ... Named Kansas 4A First Team All-State and First Team Arkansas Valley Chisholm Trail as a junior ... First team all-league for three seasons ... Reached the state championship game as a sophomore and earned three league and regional championships ... Played travel ball for the Wichita Mustangs and was on a team that finished as the IDT Runner Up and a 16USA Gold Nationals Qualifier ... Also played basketball and volleyball ... Won two state championships and was a Kansas 2A State Player of the Year finalist ... Won one state title in volleyball.

Persional

Daughter of Kevin and Kristen Gordon ... Has one sibling, Dylan.

GAME-BY-GAME

Abby Gordon Career Stats

Year	avq	gp-gs	ab	r	h	2b	3b	hr	rbi	tb	slq%	bb	hbp	so	gdp	ob%	sf	sh	sb-att	po	a	e	fld%
------	-----	-------	----	---	---	----	----	----	-----	----	------	----	-----	----	-----	-----	----	----	--------	----	---	---	------



KAYLA GREEN

C • R/R • 5-9 • Redshirt Junior
Temecula, Calif. • Great Oak HS

13

SEASON HIGHS

Category	No.	Opponent (Last)	Date
Hits	-	-	-
Doubles	-	-	-
Triples	-	-	-
Home Runs	-	-	-
Total Bases	-	-	-
RBI	-	-	-
Runs	-	-	-
Walks	1	Oklahoma State	2/11/21
ABs	4	Oklahoma State	2/11/21

CAREER HIGHS

Category	No.	Opponent (Last)	Date
Hits	3	Furman	2/15/20
Doubles	2	Marist	2/23/18
Triples	1	2x (Boston U)	2/22/20
Home Runs	1	12x (Kansas)	3/10/20
Total Bases	5	5x (Boston U)	2/22/20
RBI	4	2x (Northwestern State)	2/28/19
Runs	2	6x (Villanova)	2/28/20
Walks	2	7x (Alabama)	3/8/20
ABs	4	23x (Oklahoma State)	2/11/21

BIO CONTINUED

As a Freshman (2018)

Started all 58 games during her freshman campaign... Led the team in doubles (12), hit by pitches (9), had the second-most sac flies (3) and finished third in RBI (26)... Caught 15 runners stealing... Recorded a season high four RBI against Alabama (April 13)... Recorded multiple hits in nine games, including five SEC contests... Recorded an 11 game hitting streak from Feb. 18 through March 2... Ended the season on a five game on base streak.

Personal

Parents are Brian and Nicole Jendro... Biological daughter of Amy and Michael... Has three siblings, Marley, Erika and Joseph... Majoring in Criminal Justice and Sociology... Enjoys hiking, walking her dog and discovering new places... Was adopted at 14... High school teammates with Arkansas pitcher Autumn Storms.

BIO

Career Accolades

SEC Player of the Week (2020).

As a Junior (2020)

Made 22 starts behind the plate... Hit .375, third-best on the team... Posted the team's second-best on base percentage at .478... Named SEC Player of the Week (Feb. 17) for the first time in her career, going 6-for-9 at the plate with a career-high three hits vs. Furman (Feb. 15)... Collected a season-high three RBI vs. UIC (Feb. 15)... Went 1-for-2 with a pair of walks in a win at No. 9 Alabama (March 6)... Slammed walk-off home run on the season's final pitch in 1-0 win over Kansas (March 10).

As a Sophomore (2019)

51 starts behind the plate and four as the designated player... Led the team in walks (24) and had the second-most hit by pitches (11)... Named to All-Tournament Team at the Puerto Vallarta Classic hitting .556 at the plate... Finished the season on a seven-game on base streak.

GAME-BY-GAME

Date	Opponent	Pos	AB	R	H	RBI	2B	3B	HR	BB	SB	CS	HBP	SAC	SF	GDP	K	PO	A	E	Avg
Feb 11	vs Oklahoma State	*c	4	0	0	0	0	0	0	1	0	0	0	0	0	0	1	8	1	0	.000
Totals		1gs	4	0	0	0	0	0	0	1	0	0	0	0	0	0	1	8	1	0	.000

On base pct. .200 • Slugging pct. .000

Kayla Green Career Stats

Year	avg	gp-gs	ab	r	h	2b	3b	hr	rbi	tb	slg%	bb	hbp	so	gdp	ob%	sf	sh	sb-att	po	a	e	fld%
2018	.237	58-58	152	20	36	12	1	6	26	68	.447	14	9	30	1	.331	3	1	0-0	393	32	4	.991
2019	.214	55-55	140	13	30	8	0	5	25	53	.379	24	11	42	4	.367	2	2	1-1	334	20	8	.978
2020	.375	23-22	56	10	21	1	1	1	13	27	.482	10	2	7	0	.478	1	0	0-0	151	9	1	.994
2021	.000	1-1	4	0	0	0	0	0	0	.000	1	0	1	0	.200	0	0	0-0	8	1	0	1.000	
TOTAL	.247	137-136	352	43	87	21	2	12	64	148	.420	49	22	80	5	.368	6	3	1-1	886	62	13	.986



KEELY HUFFINE

UTL • R/R • 5-6 • Redshirt Senior
Harrisburg, Ark. • Harrisburg HS

16

SEASON HIGHS

Category	No.	Opponent (Last)	Date
Hits	-	-	-
Doubles	-	-	-
Triples	-	-	-
Home Runs	-	-	-
Total Bases	-	-	-
RBI	-	-	-
Runs	-	-	-
Walks	-	-	-
ABs	-	-	-

CAREER HIGHS

Category	No.	Opponent (Last)	Date
Hits	2	2x (Villanova)	2/29/20
Doubles	1	2x (Villanova)	2/29/20
Triples	1	Villanova	2/28/19
Home Runs	1	3x (Kent State)	2/28/20
Total Bases	7	Villanova	2/28/20
RBI	4	Villanova	2/28/20
Runs	2	LSU	4/29/19
Walks	1	6x (New Mexico State)	2/8/20
ABs	4	Villanova	2/29/20

BIO CONTINUED

double and run scored in an 11-0 victory over Furman (Apr. 14)... Collected a season-best two hits in a 2-for-3 showing with two RBI and two runs scored as part of an 11-1 thrashing of No. 9 LSU (Apr. 19).

As a Sophomore (2018)

Appeared in 37 games primarily as a pinch runner... Scored 16 runs over the course of the season, including five in SEC contests.

As a Freshman (2017)

Appeared in one game during freshman campaign... made debut as a pinch runner against Lamar (March 4).

Personal

Formally Keely Edwards, married Tim Huffine during the summer of 2019... Daughter of Todd and Kim Edwards... Has two siblings Jerrad and Abby... Majoring in Teaching K-12 Physical Education and Health.

BIO

As a Senior (2020)

Played in 21 games and made 20 starts (13 at second base and seven at third base)... Also played shortstop in two games... Slugged .581, which ranked fourth on the team... Led the team laying down four sacrifice bunts... Doubled and scored a run in the season opener against UTEP (Feb. 7)... Hit first career home run, a two-run shot which gave Arkansas the lead, in a 5-1 win against Marist (Feb. 23)... Went 2-for-3 with a triple and a home run, driving in a career-high four runs against Villanova (Feb. 28)... Hit a two-run jack against Kent State later that evening (Feb. 28), homering in back-to-back games for the first time in her career... Compiled a career-best five-game hitting streak from Feb. 28 through March 1 against Villanova, Kent State and No. 9 Florida State.

As a Junior (2019)

Appeared in 43 games and started the final 25 games of the season at shortstop... Earned her first collegiate start against Kentucky (March 29... Tied for the team lead laying down four sacrifice bunts... Drove in a season-high three RBI with a

GAME-BY-GAME

Keely Huffine Career Stats

Year	avg	gp-gs	ab	r	h	2b	3b	hr	rbi	tb	slg%	bb	hbp	so	gdp	ob%	sf	sh	sb-att	po	a	e	fld%
2017	.000	1-0	0	0	0	0	0	0	0	0	.000	0	0	0	0	.000	0	0	0-0	0	0	0	.000
2018	.000	37-0	0	16	0	0	0	0	0	0	.000	0	0	0	0	.000	0	0	0-0	0	0	0	.000
2019	.163	49-25	43	17	7	1	0	0	6	8	.186	2	0	18	0	.196	1	4	0-0	28	59	8	.916
2020	.279	21-20	43	8	12	2	1	3	10	25	.581	2	1	13	0	.326	0	4	0-0	24	37	8	.884
TOTAL	.221	108-45	86	41	19	3	1	3	16	33	.384	4	1	31	0	.261	1	8	0-0	52	96	16	.902



MARLENE FRIEDMAN

INF • R/R • 5-5 • Freshman
Huntington Beach, Calif. • Mater Dei HS

18

SEASON HIGHS

Category	No.	Opponent (Last)	Date
Hits	-	-	-
Doubles	-	-	-
Triples	-	-	-
Home Runs	-	-	-
Total Bases	-	-	-
RBI	-	-	-
Runs	-	-	-
Walks	-	-	-
ABs	-	-	-

CAREER HIGHS

Category	No.	Opponent (Last)	Date
Hits	-	-	-
Doubles	-	-	-
Triples	-	-	-
Home Runs	-	-	-
Total Bases	-	-	-
RBI	-	-	-
Runs	-	-	-
Walks	-	-	-
ABs	-	-	-

BIO CONTINUED

BIO

Prior to Arkansas

Played at Mater Dei High School for head coaches Sean Brashear and Jessica Foley Won back-to-back Trinity League championships in 2018 and 2019 ... Selected to the 2020 Orange County All-Star Game ... Mater Dei was tabbed the No. 10 team in the state prior to the COVID shortened 2020 season ... As a freshman hit .333 (17-for-51) with one homer, nine RBI and five runs scored ... Named to the 2020 PGH All-American Watch List ... Played travel ball for Explosion Denio and Firecrackers Brashear.

Personal

Has two siblings, Donna and Meredith ... Sister Donna currently plays softball at Virginia ... Is a third-generation Razorback.

GAME-BY-GAME

Date	Opponent	Pos	AB	R	H	RBI	2B	3B	HR	BB	SB	CS	HBP	SAC	SF	GDP	K	PO	A	E	Avg	
Feb 11	vs Oklahoma State	pr	0	0	0	0	0	0	0	0	0	0	0	0	0	0	0	0	0	0	0	.000
Totals		0gs	0	0	0	0	0	0	0	0	0	0	0	0	0	0	0	0	0	0	0	.000

On base pct. .000 • Slugging pct. .000

Marlene Friedman Career Stats

Year	avg	qp-gs	ab	r	h	2b	3b	hr	rbi	tb	slg%	bb	hbp	so	qdp	ob%	sf	sh	sb-att	po	a	e	fld%
2021	.000	1-0	0	0	0	0	0	0	0	0	.000	0	0	0	0	.000	0	0	0-0	0	0	0	.000
TOTAL	.000	1-0	0	0	0	0	0	0	0	0	.000	0	0	0	0	.000	0	0	0-0	0	0	0	.000



HANNAH GAMMILL

UTL • L/L • 5-8 • Freshman
Beebe, Ark. • Beebe HS

20

SEASON HIGHS

Category	No.	Opponent (Last)	Date
Hits	-	-	-
Doubles	-	-	-
Triples	-	-	-
Home Runs	-	-	-
Total Bases	-	-	-
RBI's	-	-	-
Runs	-	-	-
Walks	-	-	-
ABs	-	-	-

CAREER HIGHS

Category	No.	Opponent (Last)	Date
Hits	-	-	-
Doubles	-	-	-
Triples	-	-	-
Home Runs	-	-	-
Total Bases	-	-	-
RBI's	-	-	-
Runs	-	-	-
Walks	-	-	-
ABs	-	-	-

BIO CONTINUED

volleyball at Beebe and was an all-conference selection.

Personal

Daughter of Monty and Becky Gammill ... Has two siblings, David and Danielle ... Plans on majoring in nursing and wants to become a nurse anesthetist ... Enjoys going to church, hammocking, running, swimming and shopping ... Lists her eye being two different colors as something most people don't know about her.

BIO

As a Junior (2020)

Played four seasons at Beebe High School for head coach Eric Chambers ... Rated the No. 51 player in the 2020 class in the final edition of the FloSoftball Hot 100 ... Tabbed No. 62 player in the final 2020 Extra Elite 100 ... Three-time Class 5A All-State Selection and three-time all-conference selection ... Tabbed to the All-State Tournament Team in 2017 ... Named to the 2020 PGF High School All-American Watchlist ... Slashed .486/.632/1.021 in 55 career games over four seasons at Beebe and collected 68 career hits, 76 RBI, 14 doubles, two triples, 19 homers and 85 runs scored ... Played in five games as a senior due to the COVID-19 shortened 2020 season and hit .583 (7-for-12) with 13 runs scored, two doubles, one triple, one home run and 12 RBI ... Named the Downtown Tip Off Club Player of the Week ... Member of a Beebe squad that finished the season with a 5-0 record and outscored its opponents, 58-11 ... As a junior in 2019, hit .500 (29-for-57) with six doubles, nine home runs, 37 RBI and 32 runs scored and slashed .500/.652/1.068 ... Part of a Badgers team that finished 20-7 and reached the state tournament quarterfinals and claimed a Central Conference Championship ... Hit .439 (25-for-57) as a sophomore in 2018 with four doubles, one triple, seven homers, 23 RBI and 34 runs scored ... Played in five games as a freshman in 2017 and hit .538 (7-for-13) with two doubles, two home runs, four RBI and six runs scored ... Also played

GAME-BY-GAME

Hannah Gammill Career Stats

Year	avq	gp	gs	ab	r	h	2b	3b	hr	rbi	tb	slg%	bb	hbp	so	gdp	ob%	sf	sh	sb	att	po	a	e	fld%
------	-----	----	----	----	---	---	----	----	----	-----	----	------	----	-----	----	-----	-----	----	----	----	-----	----	---	---	------



LAUREN GRAVES

UTL • R/R • 5-8 • Redshirt Senior
White Hall, Ark. • Maryland (White Hall HS)

21

SEASON HIGHS

Category	No.	Opponent (Last)	Date
Innings	-	-	-
Longest Start	-	-	-
Shortest Start	-	-	-
Longest Relief	-	-	-
Hits	-	-	-
Runs	-	-	-
Earned Runs	-	-	-
Walks	-	-	-
Strikeouts	-	-	-
Pitches	-	-	-

CAREER HIGHS

Category	No.	Opponent (Last)	Date
Innings	3.1*	Northwestern	4/8/17
Longest Start	2.0*	Dartmouth	2/26/17
Shortest Start	0.1*	Binghamton	3/19/17
Longest Relief	3.1*	Northwestern	4/8/17
Hits	9	Kentucky	3/30/19
Runs	10	Kentucky	3/30/19
Earned Runs	7	Kentucky	3/30/19
Walks	4*	3x (Tennessee)	3/17/18
Strikeouts	4	Arkansas Pine Bluff	4/16/19
Pitches	56	Kentucky	3/30/19

*At Maryland

BIO CONTINUED

Against Northwestern during her freshman year, she turned in a career-best outing with 3.1 innings of work with three strikeouts...

Prior to College

Prepped at White Hall High School... In 2014, she helped lead the Bulldogs to the 5A state title... Was a three-time all-state selection... Earned four all-conference honors... Was a state all-star pick as a junior and a senior and was named to the 2014 Southeast Arkansas All-First Team as a pitcher.

Personal

Daughter of Gregg and Jennifer Graves... Has a sister, Amanda... Majoring in Communication.

BIO

Career Accolades

Academic All-Big Ten (2018, *at Maryland)

As a Senior (2020)

Did not see time inside the circle... Was used four times as a pinch hitter (0-for-4).

As a Junior (2019)

Made six appearances inside the circle, three of two innings or more for 10.1 total innings ... Struck out nine batters, including a season-high four against UAPB (April 16).

At Maryland (2017-18)

Played two seasons Maryland before playing at Arkansas ... Made 27 appearances, including seven starts, for the Terrapins...

GAME-BY-GAME

Lauren Graves Career Stats - Arkansas Only

Year	era	w-l	app	qs	cq	sho	sv	ip	h	r	er	bb	so	2b	3b	hr	bf	bavq	wp	hbp	bk	sfa	sha
2019	8.81	0-0	6	0	0	0/1	0	10.1	20	20	13	12	9	1	0	2	64	.400	6	0	0	1	1
TOTAL	8.81	0-0	6	0	0	0/1	0	10.1	20	20	13	12	9	1	0	2	64	.400	6	0	0	1	1



LINNIE MALKIN

OF • R/R • 5-11 • Redshirt Junior
Broomfield, Colo. • Broomfield HS

22

SEASON HIGHS

Category	No.	Opponent (Last)	Date
Hits	-	-	-
Doubles	-	-	-
Triples	-	-	-
Home Runs	-	-	-
Total Bases	-	-	-
RBI's	-	-	-
Runs	1	Oklahoma State	2/11/21
Walks	4	Oklahoma State	2/11/21
ABs	1	Oklahoma State	2/11/21

CAREER HIGHS

Category	No.	Opponent (Last)	Date
Hits	3	2x (Nebraska)	2/9/20
Doubles	1	9x (Villanova)	2/29/20
Triples	-	-	-
Home Runs	2	Grand Canyon	2/17/18
Total Bases	8	Grand Canyon	2/17/18
RBI's	4	2x (Villanova)	2/28/20
Runs	3	Villanova	2/28/20
Walks	4	Oklahoma State	2/21/21
ABs	5	Nebraska	2/9/20

BIO CONTINUED

As a Freshman (2018)

Played in 23 games and made 14 starts... In her collegiate debut hit two home runs, drove in three runs and scored twice against Grand Canyon (Feb. 17)... Had multiple hits in three games.

Prior to Arkansas

Guided Broomfield HS to a state runner-up finish her senior year and registered a .603 batting average with 11 home runs, 35 RBIs and a 1.365 slugging percentage... Named the Colorado State Gatorade Player of the Year and 2016 5A Player of the Year.

Personal

Daughter of John and Angela Malkin... and has a brother, Matthew... Majoring in Sports Management.

BIO

As a Junior (2020)

Made 23 starts in right field and two as the designated player... Led the team in home runs and RBI... Tied for the 11th most RBI in the SEC... Tied for the team lead with eight multiple RBI games... Collected two three hit games at New Mexico State (Feb. 8) and against Bradley (Feb. 9)... Hit a grand slam against Villanova (Feb. 28)... Totaled two four RBI games against South Dakota State (Feb. 21) and Villanova (Feb. 28)... Scored a career-high three runs against Villanova (Feb. 29).

As a Sophomore (2019)

Played in 36 games and made five starts, three as the designated player and two at third base... Lone long ball came in game-winning fashion against LSU (April 18) as she helped propel the Razorbacks to an 8-5 win... Had three doubles on the year against Northern Colorado (Feb. 15), Wichita State (April 10), and Furman (April 14)... Contributed nine RBIs on 12 hits, while scoring two runs.

GAME-BY-GAME

Date	Opponent	Pos	AB	R	H	RBI	2B	3B	HR	BB	SB	CS	HBP	SAC	SF	GDP	K	PO	A	E	Avg
Feb 11	vs Oklahoma State	dh	1	1	0	0	0	0	0	4	0	0	0	0	0	0	1	0	0	0	.000
Totals		1gs	1	1	0	0	0	0	0	4	0	0	0	0	0	0	1	0	0	0	.000

On base pct. .800 • Slugging pct. .000

Linnie Malkin Career Stats

Year	avg	gp-gs	ab	r	h	2b	3b	hr	rbi	tb	slg%	bb	hbp	so	gdp	ob%	sf	sh	sb-att	po	a	e	fld%
2018	.279	23-14	43	8	12	2	0	3	8	23	.535	10	0	12	0	.415	0	0	0-0	3	0	0	1.000
2019	.293	36-5	41	2	12	3	0	1	9	18	.439	6	1	14	1	.396	0	0	0-0	0	1	1	.500
2020	.247	25-25	73	13	18	4	0	6	24	40	.548	7	4	17	2	.345	0	0	0-0	7	2	1	.900
2021	.000	1-1	1	1	0	0	0	0	0	0	.000	4	0	1	0	.800	0	0	0-0	0	0	0	.000
TOTAL	.266	85-45	158	24	42	9	0	10	41	81	.513	27	5	44	3	.389	0	0	0-0	10	3	2	.867



HANNAH MCEWEN

OF • L/R • 5-7 • Redshirt Junior
San Diego, Calif. • Patrick Henry HS

23

SEASON HIGHS

Category	No.	Opponent (Last)	Date
Hits	1	Oklahoma State	2/11/21
Doubles	-	-	-
Triples	-	-	-
Home Runs	-	-	-
Total Bases	1	Oklahoma State	2/11/21
RBI's	-	-	-
Runs	2	Oklahoma State	2/11/21
Walks	3	Oklahoma State	2/11/21
ABs	2	Oklahoma State	2/11/21

CAREER HIGHS

Category	No.	Opponent (Last)	Date
Hits	4	4x (LSU)	4/19/19
Doubles	2	3x (Boston U)	3/2/19
Triples	1	3x (IUPUI)	2/24/19
Home Runs	2	Saint Louis	3/10/18
Total Bases	9	Saint Louis	3/10/18
RBI's	5	Marist	2/23/18
Runs	3	6x (Boston U)	2/20/20
Walks	3	3x (Oklahoma State)	2/21/21
ABs	6	Furman	4/13/19

BIO CONTINUED

As a Sophomore (2019)

SEC regular season hits leader (73)... Reached base safely in 31 of 36 games against Top 75 RPI competition... Team leading .429 batting average in SEC play, third-best among SEC players... Had the longest hitting streak on the team (14 games)... First Razorback to finish regular season batting .400 or better (.402 on May 6).

As a Freshman (2018)

One of three players to start all 59 games of the season... Led the team in batting average (.339), slugging percentage (.582), on base percentage (.411), runs scored (45), hits (64), RBI (57), home runs (12), total bases (110) and walks (22)... 57 RBI were the most by a Razorback in a single season... Posted 5 RBI's against Marist (Feb. 23) in a 15-3 win... 18 games with multiple hits... Hit .333 in NCAA play at the NCAA Fayetteville Regional and the NCAA Norman Super Regional... Had three or more RBI in six games.

Prior to Arkansas

Won CIF Western League MVP honors... Registered a career-high .521 batting average and helped lead Patrick Henry High School to its second-consecutive CIF Division I runner-up finish... Finished her high school career with a .463 batting average, 187 hits, 64 extra-base hits and 156 runs scored.

BIO

Career Accolades

NFCA Second Team All-South Region (2019) ... First Team All-SEC (2019) ... Preseason All-SEC (2020, 2021) ... Softball America ... Preseason Top 100 - No. 69 (2020) ... D1softball Preseason Second Team All-American (2020) ... Softball America Short-Season All-America Third Team (2020)

As a Junior (2020)

Led the team and finished seventh in the SEC in batting average (.418)... Ranked third in the SEC and 15th nationally in on base percentage (.565) ... Led the team in doubles, runs scored and walks... Drew 0.76 walks per game, which ranked third in the SEC... Eight multi-hit games... Began season on a five-game hitting streak... Struck out six times in 67 at bats... Registered a season-high three hits and three runs scored against Boston U (Feb. 22)... Hit a three-run home run against Kent State (March 1).


GAME-BY-GAME

Date	Opponent	Pos	AB	R	H	RBI	2B	3B	HR	BB	SB	CS	HBP	SAC	SF	GDP	K	PO	A	E	Avg
Feb 11	vs Oklahoma State	*of	2	2	1	0	0	0	0	3	0	0	0	0	0	0	0	3	0	1	.500
Totals		1gs	2	2	1	0	0	0	0	3	0	0	0	0	0	0	0	3	0	1	.500

On base pct. .800 • Slugging pct. .500

Hannah McEwen Career Stats

Year	avg	gp-gs	ab	r	h	2b	3b	hr	rbi	tb	slg%	bb	hbp	so	qdp	ob%	sf	sh	sb-att	po	a	e	fld%
2018	.339	59-59	189	45	64	8	1	12	57	110	.582	22	4	13	0	.411	4	0	0-0	44	1	3	.938
2019	.386	58-58	189	43	73	12	1	2	26	93	.492	18	7	12	0	.452	3	0	0-0	54	2	6	.903
2020	.418	25-25	67	27	28	6	0	2	12	40	.597	19	5	6	0	.565	1	0	3-3	24	0	0	1.000
2021	.500	1-1	2	2	1	0	0	0	0	1	.500	3	0	0	0	.800	0	0	0-0	3	0	1	.750
TOTAL	.371	143-143	447	117	166	26	2	16	95	244	.546	62	16	31	0	.458	8	0	3-3	125	3	10	.928



NICOLE DUNCAN

INF/C • R/R • 5-7 • Redshirt Junior
Centralia, Mo. • Centralia HS

24

SEASON HIGHS

Category	No.	Opponent (Last)	Date
Hits	-	-	-
Doubles	-	-	-
Triples	-	-	-
Home Runs	-	-	-
Total Bases	-	-	-
RBI	-	-	-
Runs	-	-	-
Walks	-	-	-
ABs	-	-	-

CAREER HIGHS

Category	No.	Opponent (Last)	Date
Hits	2	2x (Southeast Missouri)	2/22/19
Doubles	1	3x (South Carolina)	3/15/19
Triples	-	-	-
Home Runs	2	Grand Canyon	2/17/18
Total Bases	8	Grand Canyon	2/17/18
RBI	4	2x (Villanova)	2/28/20
Runs	3	Villanova	2/28/20
Walks	2	2x (Northwestern State)	2/28/19
ABs	5	Nebraska	2/9/20

BIO CONTINUED

Personal

Hit .337 with seven home runs and 29 RBIs for Centralia High School and was named to the Class 2A All-State First Team... Earned all-conference and all-district accolades... Earned a place on the Premier Girls Fastpitch (PGF) All-Central Region Team... Threw out 14 of 16 attempting base stealers... Bookended her prep career with state titles in 2013 and 2016... Academic all-state honoree... Also a four-year varsity member of the Centralia basketball team... Played travel ball for the DeMarini Aces. Colorado State Gatorade Player of the Year and 2016 5A Player of the Year.

Personal

Daughter of Delwyn and Mary Duncan... Has two siblings, Amber and Devan... Majoring in Food, Nutrition and Health.

BIO

As a Junior (2020)

Appeared in four games as a pinch hitter and pinch runner... Scored two runs.

As a Sophomore (2019)

Appeared in 55 of 58 games and made 52 starts... Transitioned from catcher to second base and made her debut at the position against Northern Colorado (Feb. 15)... Started 26 games at second before moving to third where she started for the remainder of the season... Batted .165 on the season, registering 18 hits in 109 at bats... Scored 22 runs and collected 14 RBIs... Recorded 71 putouts and 86 assists (second on the team in both categories)... Was hit by a pitch 17 times, a single-season high by any Razorback.

As a Freshman (2018)

Made six appearances as either a catcher or pinch hitter... scored one run and registered one putout behind the plate.

GAME-BY-GAME

Nicole Duncan Career Stats

Year	avg	gp-gs	ab	r	h	2b	3b	hr	rbi	tb	slg%	bb	hbp	so	gdp	ob%	sf	sh	sb-att	po	a	e	fld%
2018	.000	6-0	1	1	0	0	0	0	0	0	.000	0	0	0	0	.000	0	0	0-0	1	0	0	1.000
2019	.165	55-52	109	22	18	3	0	3	14	30	.275	19	17	44	2	.370	1	3	0-0	71	86	13	.924
2020	.000	4-0	0	2	0	0	0	0	0	0	.000	0	0	0	0	.000	0	0	0-0	0	0	0	.000
TOTAL	.164	65-52	110	25	18	3	0	3	14	30	.273	19	17	44	2	.367	1	3	0-0	72	86	13	.924



BRAXTON BURNSIDE

INF • R/R • 5-6 • Redshirt Senior
Paragould, Ark. • Paragould HS (Missouri)

25

SEASON HIGHS

Category	No.	Opponent (Last)	Date
Hits	2	Oklahoma State	2/11/21
Doubles	-	-	-
Triples	-	-	-
Home Runs	2	Oklahoma State	2/11/21
Total Bases	8	Oklahoma State	2/11/21
RBI	4	Oklahoma State	2/11/21
Runs	2	Oklahoma State	2/11/21
Walks	-	-	-
ABs	5	Oklahoma State	2/11/21

CAREER HIGHS

Category	No.	Opponent (Last)	Date
Hits	4	2x (Furman)	2/15/20
Doubles	2*	Boston U	5/19/18
Triples	1*	2x (USF)	2/16/18
Home Runs	2	3x (Oklahoma State)	2/11/21
Total Bases	11*	North Dakota State	3/18/17
RBI	10*	North Dakota State	3/18/17
Runs	3*	2x (Southeast Missouri State)	4/18/17
Walks	2	3x (Boston U)	2/22/20
ABs	5	4x (Oklahoma State)	2/21/21

*At Missouri

BIO CONTINUED

hitting streak... In her first game in an Arkansas jersey, tallied two RBI against UTEP (Feb. 7)... Hit first Razorback home run and notched season-high three RBI against Nebraska (Feb. 9)... Collected three straight two hit games against Villanova (March 28), Kent State (March 28) and No. 9 Florida State (March 29)... Went 2-for-4 with a pair of singles in a win at No. 9 Alabama (March 6).

As a Transfer (2019)

Did not play due to transfer regulations.

At Missouri (2017, 2018)

Registered 99 hits with 48 runs scored, 15 home runs, 80 RBIs and 20 doubles in her two seasons with the Tigers ... Collected NFCA and USA Softball National Player of the Week (March 18, 2017) honors following a week with three home runs... During that week posted 10 RBI in a single game against North Dakota State on two grand slams and a triple... Became on the third player in SEC history to notch 10 RBI in a game...

Prior to Arkansas

Hit 44 home runs at Paragould HS, most all-time in Arkansas high school softball history... Amassed 185 RBI with the Rams and carried a .551 batting average through her junior season... Three-time all-state performer.

BIO

Career Accolades

Preseason All-SEC (2021) ... NFCA Freshman of the Year Finalist (2017, *at Missouri) ... SEC All-Freshman Team (2017, *at Missouri) ... NFCA National Player of the Week (2017, *at Missouri) ... USA Softball National Player of the Week (2017, *at Missouri) ... SEC Freshman of the Week (2017, *at Missouri) ... CoSIDA Academic All-District First Team (2020) ... SEC First-Year Academic Honor Roll (2019) ... Easton/NFCA Scholar-Athlete (2017, 2019)

As a Redshirt Senior (2021)

Two-homer against Oklahoma State (Feb. 11) first multi-homer game by a Razorback since Ashley Diaz in 2019 against UTA.

As a Redshirt Junior (2020)

Started all 25 games at shortstop... Led the team in hits and ranked 12th in the SEC... Slugged a team-best .620... Registered a .960 fielding percentage and was ninth in the SEC with 43 assists... Led the team with 11 multi-hit games and went on a season-best nine game

GAME-BY-GAME

Date	Opponent	Pos	AB	R	H	RBI	2B	3B	HR	BB	SB	CS	HBP	SAC	SF	GDP	K	PO	A	E	Avg	
Feb 11	vs Oklahoma State	*ss	5	2	2	4	0	0	2	0	0	0	0	0	0	0	1	1	2	1	1	.400
Totals		1gs	5	2	2	4	0	0	2	0	0	0	0	0	0	0	1	1	2	1	1	.400

On base pct. .400 • Slugging pct. 1.600

Braxton Burnside Career Stats - Arkansas Only

Year	avg	qp-gs	ab	r	h	2b	3b	hr	rbi	tb	slg%	bb	hbp	so	gdp	ob%	sf	sh	sb-att	po	a	e	fld%
2020	.392	25-25	79	16	31	3	0	5	20	49	.620	7	5	9	0	.467	1	1	0-0	29	43	3	.960
2021	.400	1-1	5	2	2	0	0	2	4	8	1.600	0	0	1	1	.400	0	0	0-0	2	1	1	.750
TOTAL	.393	26-26	84	18	33	3	0	7	24	57	.679	7	5	10	1	.464	1	1	0-0	31	44	4	.949



RYLIN HEDGECOCK

UTL • R/R • 5-9 • Redshirt Freshman
Valdosta, Ga. • Lowndes HS

28

SEASON HIGHS

Category	No.	Opponent (Last)	Date
Hits	-	-	-
Doubles	-	-	-
Triples	-	-	-
Home Runs	-	-	-
Total Bases	-	-	-
RBI's	-	-	-
Runs	-	-	-
Walks	-	-	-
ABs	1	Oklahoma State	2/11/21

CAREER HIGHS

Category	No.	Opponent (Last)	Date
Hits	1	3x (Nebraska)	2/9/20
Doubles	-	-	-
Triples	-	-	-
Home Runs	1	UTEP	2/7/20
Total Bases	4	UTEP	2/7/20
RBI's	3	UTEP	2/7/20
Runs	1	UTEP	2/7/20
Walks	1	4x (Alabama)	3/6/20
ABs	1	14x (Oklahoma State)	2/21/21

BIO CONTINUED

BIO

As a Freshman (2020)

Appeared in 18 total games, three pitching appearances... Team's primary pinch hitter... Hit a three run home run in first collegiate at bat to walk-off a 10-0 run-rule win over UTEP in the season opener (Feb. 7)... Notched a pinch hit RBI single against Bradley (Feb. 8)... Made collegiate debut inside the circle and struck out the side against Nebraska (Feb. 9)... Threw 0.2 innings and did not allow an earned run at No. 9 Alabama (March 7)

Prior to Arkansas

Posted a 1.10 ERA in her last two seasons... Holds the Lowndes HS record with 500 career strikeouts ... Led Lowndes to two Region Championships, including a fifth-place finish in the state tournament during sophomore campaign ... At the plate posted 11 or more home runs in a season three times, including a career-high 13 home runs and 49 RBIs her sophomore year... Hit over .400 each season of high school, including a .549 mark as a senior, with 12 homers and 43 RBIs... Played travel ball for Gainesville Gold.

Personal

Daughter of Russ Hedgecock and Heather Shoup... Has five siblings: Tori, Bryson, Hunter, Ashley and Savannah... Majoring in Exercise Science.


GAME-BY-GAME

Date	Opponent	Pos	AB	R	H	RBI	2B	3B	HR	BB	SB	CS	HBP	SAC	SF	GDP	K	PO	A	E	Avg
Feb 11	vs Oklahoma State	ph	1	0	0	0	0	0	0	0	0	0	0	0	0	0	1	0	0	0	.000
Totals		0gs	1	0	0	0	0	0	0	0	0	0	0	0	0	0	1	0	0	0	.000

On base pct. .000 • Slugging pct. .000

Rylin Hedgecock Career Stats

Year	avq	gp-gs	ab	r	h	2b	3b	hr	rbi	tb	slg%	bb	hbp	so	gdp	ob%	sf	sh	sb-att	po	a	e	fld%
2020	.214	18-0	14	1	3	0	0	1	4	6	.429	4	1	4	0	.421	0	0	0-0	0	0	0	.000
2021	.000	1-0	1	0	0	0	0	0	0	0	.000	0	0	1	0	.000	0	0	0-0	0	0	0	.000
TOTAL	.200	19-0	15	1	3	0	0	1	4	6	.400	4	1	5	0	.400	0	0	0-0	0	0	0	.000



ALLIE LIGHT

UTL • R/R • 5-10 • Freshman
Lexington, S.C. • Lexington HS

31

SEASON HIGHS

Category	No.	Opponent (Last)	Date
Hits	-	-	-
Doubles	-	-	-
Triples	-	-	-
Home Runs	-	-	-
Total Bases	-	-	-
RBI's	-	-	-
Runs	-	-	-
Walks	-	-	-
ABs	-	-	-

CAREER HIGHS

Category	No.	Opponent (Last)	Date
Hits	-	-	-
Doubles	-	-	-
Triples	-	-	-
Home Runs	-	-	-
Total Bases	-	-	-
RBI's	-	-	-
Runs	-	-	-
Walks	-	-	-
ABs	-	-	-

BIO CONTINUED

BIO

Prior to Arkansas

Played at Lexington High School for head coaches Russell Spiers and Laurie Epps ... Recorded a career ERA of 1.90 ... Captured a South Carolina 5A State Championship as a junior... As a senior threw 63.2 innings and compiled a 2.86 ERA with 73 strikeouts to 13 walks ... In junior season totaled 59 innings and a 1.07 ERA with a career-best 101 strikeouts to only two walks ... Pitched 38 innings as a sophomore with a 1.29 ERA allowing one walk to 22 strikeouts ... Freshman year pitched 20 innings with a 2.45 ERA ... Also hit .275 in her career with 26 RBI and four homers ... Played travel ball for the Carolina Elite and earned third in the Junior Olympic Cup as a junior.


Personal

Daughter of Sam and Tanya Light ... Has one sibling, Chandler ... Originally from Little Rock, Ark ... Majoring in international business and after graduation wishes to pursue a career that helps empower other females ... Has volunteered with the Samaritan's Women Home, Lakeside Senior Living, Relay for Live and Special Olympics.

GAME-BY-GAME

Allie Light Career Stats

Year	avg	qp	qs	ab	r	h	2b	3b	hr	rbi	tb	slg%	bb	hbp	so	qdp	ob%	sf	sh	sb	att	po	a	e	fld%



DANIELLE GIBSON

INF • L/R • 6-0 • Redshirt Junior
Murrieta, Calif. • Murrieta Valley HS (Arizona State)

41

SEASON HIGHS

Category	No.	Opponent (Last)	Date
Hits	3	Oklahoma State	2/11/21
Doubles	2	Oklahoma State	2/11/21
Triples	-	-	-
Home Runs	-	-	-
Total Bases	5	Oklahoma State	2/11/21
RBI	1	Oklahoma State	2/11/21
Runs	1	Oklahoma State	2/11/21
Walks	-	-	-
ABs	5	Oklahoma State	2/11/21

CAREER HIGHS

Category	No.	Opponent (Last)	Date
Hits	4	2x (Alabama)	3/6/20
Doubles	2	2x (Oklahoma State)	2/11/21
Triples	1	Campbell	2/8/19
Home Runs	4	SIUE	2/23/19
Total Bases	16	SIUE	2/23/19
RBI	10	SIUE	2/23/19
Runs	4	SIUE	2/23/19
Walks	2	7x (FGCU)	2/16/20
ABs	7*	Oregon State	4/8/18

*At Arizona State

BIO CONTINUED

Player of the Week for her performance... Led the Razorbacks with a .640 slugging percentage (6th highest single-season record), 12 home runs and 110 total bases ... Finished third on the team in batting average (.349) and on base percentage (.397)... Hit the game-winning home run in the series opener against Kentucky (March 29)... Recorded eight multiple-RBI games.

At Arizona State (2018)

Registered 57 hits with 27 runs scored, 12 home runs, 39 RBI and 12 doubles... Led the team in home runs (12), doubles (12), extra-base hits (24), slugging percentage (.633), while on-base percentage (.417) and RBI (39) ranked second and batting average (.343) ranked third... 16 multi-hit games, and multiple home runs in two games... 14 hits through the first month of the season, including hits in 19-of-21 games from Feb. 23-March 31, going 29-for-60 and boosting her average to .432 during that time... One of three freshmen to be named to the All-PAC-12 First Team.

BIO

Career Accolades

NFCA Third Team All-South Region (2019) ... NFCA Second Team All-West Region (2018, *at Arizona State) ... USA Softball Player of the Week (2019) ... SEC Player of the Week (2019) ... Pac-12 All-Conference First Team (2018, *at Arizona State) ... Pac-12 All-Freshman Team (2018, *at Arizona State) ... NFCA Freshman of the Year Finalist (2018, *at Arizona State)

As a Junior (2020)

Started all 25 games at first base... Went on a seven game hitting streak and totaled four multi-hit games... Slammed go-ahead two run homer in the seventh inning when Arkansas was down to its final two outs in a win at New Mexico State (Feb. 8)... Tied career-high of four hits in a win at No. 9 Alabama (March 6)... Collected three two RBI games against New Mexico State (Feb. 8), Furman (Feb. 15) and Villanova (Feb. 29).

As a Sophomore (2019)

Made history when she tied the SEC record with four home runs in a game and became just the second softball player to hit for the home run cycle and the first to do it in four innings ... Only the third player in the SEC to ever record 10 RBIs in a game... 16 total bases vs. SIUE is tied for 2nd most in NCAA history... Named SEC Co-Player of the Week and USA Softball Co-

GAME-BY-GAME

Date	Opponent	Pos	AB	R	H	RBI	2B	3B	HR	BB	SB	CS	HBP	SAC	SF	GDP	K	PO	A	E	Avg
Feb 11	vs Oklahoma State	*1b	5	1	3	1	2	0	0	0	0	0	0	0	0	0	1	3	0	1	.600
Totals		1gs	5	1	3	1	2	0	0	0	0	0	0	0	0	0	1	3	0	1	.600

On base pct. .600 • Slugging pct. 1.000

Danielle Gibson Career Stats - Arkansas Only

Year	avg	gp-gs	ab	r	h	2b	3b	hr	rbi	tb	slg%	bb	hbp	so	gdp	ob%	sf	sh	sb-att	po	a	e	fld%
2019	.349	55-55	172	33	60	12	1	12	45	110	.640	13	2	25	1	.397	2	0	0-0	70	7	2	.975
2020	.295	25-25	78	10	23	4	0	1	14	30	.385	7	2	9	0	.364	1	0	0-0	154	4	4	.975
2021	.600	1-1	5	1	3	2	0	0	1	5	1.000	0	0	1	0	.600	0	0	0-0	3	0	1	.750
TOTAL	.337	81-81	255	44	86	18	1	13	60	145	.569	20	4	35	1	.390	3	0	0-0	227	11	7	.971



SAM TORRES

OF • L/L • 5-2 • Redshirt Sophomore
Temecula, Calif. • Chaparral HS

42

SEASON HIGHS

Category	No.	Opponent (Last)	Date
Hits	-	-	-
Doubles	-	-	-
Triples	-	-	-
Home Runs	-	-	-
Total Bases	-	-	-
RBI	-	-	-
Runs	-	-	-
Walks	-	-	-
ABs	1	Oklahoma State	2/11/21

CAREER HIGHS

Category	No.	Opponent (Last)	Date
Hits	1	2x (Auburn)	5/3/19
Doubles	-	-	-
Triples	-	-	-
Home Runs	-	-	-
Total Bases	1	3x (Montana)	2/22/20
RBI	-	-	2/23/19
Runs	1	18x (Villanova)	2/29/20
Walks	1	Montana	2/22/20
ABs	3	Auburn	5/3/19

BIO CONTINUED

the 2015 season... Through the first three seasons of her prep career, carried a .483 batting average with 117 hits and a .557 slugging percentage... Played travel ball for Athletics Mercado... Had a pair of top-20 PGF Nationals finishes including a seventh-place showing in 2017.

BIO

As a Sophomore (2020)

Appeared in 17 games primarily as a pinch runner and defensive replacement... Scored six runs... Registered two at bats and drew one walk against Montana (Feb. 22).

As a Freshman (2019)

Appeared in 41 of 58 games and made four starts against Auburn (May 3-5) and Georgia in the SEC Tournament (May 9)... Served as a pinch runner 19 times and scored 11 runs... Made 31 appearances in the outfield, registered 18 putouts and committed one error in 19 chances.

Prior to Arkansas

Ranked as the No. 198 recruit in the country... Two-time Offensive MVP for Chapparral High School... Twice named to the All-Southwestern League Second Team... Earned Top Freshman accolades after hitting .494 with 39 hits in 29 games during

GAME-BY-GAME

Date	Opponent	Pos	AB	R	H	RBI	2B	3B	HR	BB	SB	CS	HBP	SAC	SF	GDP	K	PO	A	E	Avg
Feb 11	vs Oklahoma State	ph/of	1	0	0	0	0	0	0	0	0	0	0	0	0	0	0	1	0	0	.000
Totals		ogs	1	0	0	0	0	0	0	0	0	0	0	0	0	0	0	1	0	0	.000

On base pct. .000 • Slugging pct. .000

Sam Torres Career Stats

Year	avg	gp-gs	ab	r	h	2b	3b	hr	rbi	tb	slg%	bb	hbp	so	qdp	ob%	sf	sh	sb-att	po	a	e	fld%
2019	.154	41-4	13	12	2	0	0	0	0	2	.154	0	0	2	0	.154	0	1	1-1	18	0	1	.947
2020	.000	17-0	2	6	0	0	0	0	0	0	.000	1	0	0	0	.333	0	0	0-1	3	0	0	1.000
2021	.000	1-0	1	0	0	0	0	0	0	0	.000	0	0	0	0	.000	0	0	0-0	1	0	0	1.000
TOTAL	.125	59-4	16	18	2	0	0	0	0	2	.125	1	0	2	0	.176	0	1	1-2	22	0	1	.957



ALY MANZO

INF • L/R • 5-7 • Redshirt Senior
Roseville, Calif. • Roseville HS

66

SEASON HIGHS

Category	No.	Opponent (Last)	Date
Hits	-	-	-
Doubles	-	-	-
Triples	-	-	-
Home Runs	-	-	-
Total Bases	-	-	-
RBI's	-	-	-
Runs	-	-	-
Walks	-	-	-
ABs	1	Oklahoma State	2/11/21

CAREER HIGHS

Category	No.	Opponent (Last)	Date
Hits	2	7x (South Carolina)	3/17/19
Doubles	1	6x (Tennessee)	3/22/19
Triples	1	2x (SIUE)	2/23/19
Home Runs	1	2x (South Carolina)	3/16/19
Total Bases	4	South Carolina	3/16/19
RBI's	3	Saint Francis (Pa.)	3/17/18
Runs	2	Nevada	3/1/19
Walks	1	10x (Texas A&M)	4/29/19
ABs	4	5x (South Carolina)	3/17/19

BIO CONTINUED

As a Sophomore (2018)

Played in 28 games and made 16 starts... Recorded four multi-hit performances... Had a career-high three RBIs and a triple against Saint Francis (Pa.) (March 16)... Started red-hot in her first three appearances going 6-for-9 with three runs scored... Hit first career home run against UT Arlington (March 20).

As a Freshman (2017)

Appeared in two games including her debut as a pinch runner against CSUN (Feb. 17)... Scored the game-tying run in the top of the seventh of an 8-7 win over the Matadors... Had first career at bat in game one of doubleheader against UMKC (March 7).

Prior to Arkansas

Named to the Capital Valley Conference (CVC) All-Conference First Team her junior year... Posted a career-high .449 batting average and led the team in hits and doubles during the 2015 campaign in which she was the runner-up for CVC MVP honors... Two-time selection to the All-Sierra Foothill League (SFL) First Team as a freshman and sophomore... Member of Tigers' SFL championship team in 2014.

BIO

As a Senior (2020)

Appeared in three games as a pinch hitter... Delivered a two RBI pinch hit single against Bradley (Feb. 8).

As a Junior (2019)

Made 34 appearances and made 11 starts (10 at shortstop, one at second)... Finished with a .264 batting average, recording 14 hits in 53 at bats... Posted three multiple-hit performances against Nevada (March 1), Boston U (March 2) and South Carolina (March 17)... Batted .467 during the Wooo Pig Classic (Feb. 28-March 2), going 7-for-15 and hit two doubles and scored three runs... Had three walks and three sacrifice hits over the course of the season... One of five Razorbacks to hit a triple and did so against SIUE (Feb. 23)... Hit a solo home run against South Carolina to top of Arkansas' 7-4 comeback win to secure the series (March 16).

GAME-BY-GAME

Date	Opponent	Pos	AB	R	H	RBI	2B	3B	HR	BB	SB	CS	HBP	SAC	SF	GDP	K	PO	A	E	Avg	
Feb 11	vs Oklahoma State	ph	1	0	0	0	0	0	0	0	0	0	0	0	0	0	0	0	0	0	0	.000
Totals		0gs	1	0	0	0	0	0	0	0	0	0	0	0	0	0	0	0	0	0	0	.000

On base pct. .000 • Slugging pct. .000

Aly Manzo Career Stats

Year	avg	gp-gs	ab	r	h	2b	3b	hr	rbi	tb	slg%	bb	hbp	so	gdp	ob%	sf	sh	sb-att	po	a	e	fld%
2017	.000	2-0	1	1	0	0	0	0	0	0	.000	0	0	1	0	.000	0	0	0-0	0	0	0	.000
2018	.273	28-16	55	7	15	3	1	1	7	23	.418	7	1	3	0	.365	0	2	1-1	9	19	0	1.000
2019	.264	34-11	53	7	14	3	1	1	4	22	.415	3	0	10	0	.304	0	3	0-0	14	23	5	.881
2020	.333	3-0	3	0	1	0	0	0	2	1	.333	0	0	1	0	.333	0	0	0-0	0	0	0	.000
2021	.000	1-0	1	0	0	0	0	0	0	0	.000	0	0	0	0	.000	0	0	0-0	0	0	0	.000
TOTAL	.265	68-27	113	15	30	6	2	2	13	46	.407	10	1	15	0	.331	0	5	1-1	23	42	5	.929



JENNA BLOOM

RHP • R/R • 5-7 • Redshirt Freshman
Huntington Beach, Calif. • Edison HS

72

SEASON HIGHS

Category	No.	Opponent (Last)	Date
Innings	1.1	Oklahoma State	2/11/21
Longest Start	-	-	-
Shortest Start	-	-	-
Longest Relief	1.1	Oklahoma State	2/11/21
Hits	3	Oklahoma State	2/11/21
Runs	4	Oklahoma State	2/11/21
Earned Runs	4	Oklahoma State	2/11/21
Walks	2	Oklahoma State	2/11/21
Strikeouts	2	Oklahoma State	2/11/21
Pitches	45	Oklahoma State	2/11/21

CAREER HIGHS

Category	No.	Opponent (Last)	Date
Innings	7.0	Kansas	3/10/20
Longest Start	7.0	Kansas	3/10/20
Shortest Start	0.2	Montana	2/22/20
Longest Relief	4.0	Villanova	2/29/20
Hits	5	2x (Alabama)	3/7/20
Runs	5	3x (Alabama)	3/7/20
Earned Runs	5	2x (Alabama)	3/7/20
Walks	3	4x (Alabama)	3/7/20
Strikeouts	10	Kansas	3/10/20
Pitches	114	Kent State	2/28/20

BIO CONTINUED

Prior to Arkansas

Prepped at Edison High School... Ranked No. 43 in the final FloSoftball Hot 100... During the 2019 state tournament run, struck out 24 batters in 12.1 innings of work while allowing just one earned run and led Edison to its first playoff win in two years... Against nationally-ranked Mission Viejo High School, struck out 15 batters while allowing just one hit in a five-inning 10-0 win... struck out every out of the game... Finished senior last season with a 6-4 record inside the circle... Played travel ball for Athletics Mercado.

Personal

Daughter of Daniel and Melonie Bloom ... Has one brother, Jacob ... Mother Melonie played volleyball for San Diego State from 1992-97 ... Enjoys traveling, trying new foods and hanging out with her family ... Majoring in political science and wants to work as a worker's compensation attorney for police and fire after college.

BIO

Career Accolades

SEC First-Year Academic Honor Roll (2020)

Freshman (2020)


Led the Arkansas pitching staff with 68 strikeouts, a .208 opponent batting average and three saves ... 10.9 strikeouts per seven innings ranked 12th nationally and was the only freshman to rank inside the top 15 ... Three saves ranked fourth-most in the SEC and ninth nationally ... Had five or more strikeouts in seven of 16 outings ... Made collegiate debut in the season opener against UTEP (Feb. 7) throwing a scoreless inning of relief with a strikeout ... Recorded first career win throwing four scoreless innings while only allowing one hit while striking out six against Furman (Feb. 15) ... Struck out six consecutive hitters over 2.1 innings to earn first career save at FGCU (Feb. 16) ... In first career appearance against a top-25 team, threw 1.0 innings of relief work against No. 23 Baylor (Feb. 27) and retired the side in order with two strikeouts ... Earned first career complete game shutout, striking out a career-best 10 in a 1-0 win over Kansas (March 10).

GAME-BY-GAME

Date	Opponent	GS	IP	H	R	ER	BB	SO	2B	3B	HR	WP	BK	HBP	IBB	Score	W-L	Sv	ERA	NP
Feb 11	vs Oklahoma State	0	1.1	3	4	4	2	2	0	0	2	0	0	0	0	11-12	0-0	0	27.00	45
Totals		0	1.1	3	4	4	2	2	0	0	2	0	0	0	0	11-12	0-0	0	27.00	-

Jenna Bloom Career Stats

Year	era	w-l	app	qs	cq	sho	sv	ip	h	r	er	bb	so	2b	3b	hr	bf	bavq	wp	hbp	bk	sfa	sha
2020	3.21	4-2	16	7	1	1/2	3	43.2	35	25	20	21	68	6	0	4	198	.208	4	7	0	0	2
2021	21.00	0-0	1	0	0	0/0	0	1.1	3	4	4	2	2	0	0	2	10	.375	0	0	0	0	0
TOTAL	3.73	4-2	17	7	1	1/2	3	45.0	38	29	24	23	70	6	0	6	208	.216	4	7	0	0	2



AUDRIE LAVALLEY

INF • L/R • 5-6 • Redshirt Sophomore
Choctaw, Okla. • Oklahoma (Carl Albert HS)

99

SEASON HIGHS

Category	No.	Opponent (Last)	Date
Hits	-	-	-
Doubles	-	-	-
Triples	-	-	-
Home Runs	-	-	-
Total Bases	-	-	-
RBI	2	Oklahoma State	2/11/21
Runs	1	Oklahoma State	2/11/21
Walks	3	Oklahoma State	2/11/21
ABs	1	Oklahoma State	2/11/21

CAREER HIGHS

Category	High	Opponent (Last)	Date
Hits	2	2x (Furman)	2/15/20
Doubles	1*	2x (Hofstra)	2/16/19
Triples	-	-	-
Home Runs	1	3x (Furman)	2/15/20
Total Bases	5	Furman	2/15/20
RBI	4	Nebraska	2/9/20
Runs	2	2x (UTEP)	2/7/20
Walks	3	Oklahoma State	2/11/21
ABs	4	Furman	2/15/20

*At Oklahoma

BIO CONTINUED

Prior to Arkansas

Earned four letters at Carl Albert High School... Named all-district and Big All-City all four seasons and earned all-state honors as a senior... Led her team to four district championships and regional titles, culminating in the 5A state title in her senior season... Spent time at shortstop and in the circle... Hit .528 during her career (.500 or better each year) with a .596 on-base percentage, 218 runs scored, 217 RBI, 52 doubles, 32 triples, 33 home runs, 78 walks to 50 strikeouts and 51 stolen bases... Threw 204.1 career innings with a 28-10 record, two saves, a 1.98 earned run average and 144 strikeouts... Played travel ball for Oklahoma Athletics Premier... won multiple Top Gun championships.

Personal

Daughter of Joe and Renee LaValley... has two siblings, Gavin and Christina... Brother Gavin is an infielder for the Kansas City Monarch in the independent American Association was a fourth round draft selection out of high school (2014) by Cincinnati... Cousin, Zadi LaValley, is a freshman infielder on Baylor's softball team and also wears No. 99... Cousin, Carter LaValley, is a redshirt freshman infielder at Oklahoma... Majoring in Recreation and Sports Management.

BIO

As a Sophomore (2020)

Played in 16 games and made 11 starts... Scored two runs and walked twice in her Arkansas debut against UTEP (Feb. 7)... Smashed a grand slam against Nebraska for her first homer in an Arkansas jersey (Feb. 9)... Delivered the game-tying two RBI pinch hit single in the seventh inning in win over Kansas (March 10)... Collected a pair of two hit games against New Mexico State (Feb. 9) and Furman (Feb. 15).

At Oklahoma (2019)

Played in 37 games, primarily serving as a pinch runner... Scored 16 runs, including two at Iowa State (April 28)... Recorded her first career hit with a double against Charlotte (Feb. 9)... Tallied an RBI double and scored a run against Hofstra (Feb. 16)... In first Big 12 at-bat, recorded a single against Baylor (April 7)... Hit first career home run and scored two runs at Iowa State (April 28).

GAME-BY-GAME

Date	Opponent	Pos	AB	R	H	RBI	2B	3B	HR	BB	SB	CS	HBP	SAC	SF	GDP	K	PO	A	E	Avg
Feb 11	vs Oklahoma State	*2b	1	1	0	2	0	0	0	3	0	0	1	0	0	0	1	2	1	0	.000
Totals		1gs	1	1	0	2	0	0	0	3	0	0	1	0	0	0	1	2	1	0	.000

On base pct. .800 • Slugging pct. .000

Audrie LaValley Career Stats - Arkansas Only

Year	avg	gp-gs	ab	r	h	2b	3b	hr	rbi	tb	slg%	bb	hbp	so	qdp	ob%	sf	sh	sb-att	po	a	e	fld%
2020	.259	16-11	27	7	7	0	0	2	11	13	.481	3	1	8	0	.355	0	0	2-2	13	12	2	.926
2021	.000	1-1	1	1	0	0	0	0	2	0	.000	3	1	1	0	.800	0	0	0-0	2	1	0	1.000
TOTAL	.250	17-12	28	8	7	0	0	2	13	13	.464	6	2	9	0	.417	0	0	2-2	15	13	2	.933

RADIO/TV ROSTER CHART




KAITLYN HOWARD
Fr. • 5-7 • L/L
UTL • East End Ark.



RYAN JACKSON
R-Sr. • 5-6 • R/R
OF • Chino Hills, Calif.



VALERIE VENTURA
R-So. • 5-6 • R/R
INF • Oxnard, Calif.



LARISSA CESENA
R-So. • 5-7 • L/R
INF/OF • Riverside, Calif.



MARY HAFF
R-Jr. • 5-10 • R/R
RHP • Winter Haven, Fla..




LAUREN HOWELL
Fr. • 5-7 • R/R
RHP • Jefferson City, Mo.




CALLY KILDOW
Fr. • 5-7 • R/R
UTL • Gravette, Ark.



AUTUMN STORMS
R-Sr. • 5-10 • R/R
RHP • Temecula, Calif.




ABBY GORDON
Fr. • 6-0 • R/R
C • Garden Plain, Kan.



KAYLA GREEN
R-Jr. • 5-9 • R/R
C • Temecula, Calif.



KEELY HUFFINE
R-Sr. • 5-6 • R/R
UTL • Harrisburg, Ark.



MARLENE FRIEDMAN
Fr. • 5-5 • R/R
INF • Huntington Beach, Calif.




HANNAH GAMMILL
Fr. • 5-8 • R/R
INF • Beebe, Ark.



LAUREN GRAVES
R-Sr. • 5-8 • R/R
UTL • White Hall, Ark.




LINNIE MALKIN
R-Jr. • 5-11 • R/R
OF • Broomfield, Colo.



HANNAH MCEWEN
R-Jr. • 5-7 • L/R
OF • San Diego, Calif.



NICOLE DUNCAN
R-Jr. • 5-7 • R/R
INF/C • Centralia, Mo.



BRAXTON BURNSIDE
R-Sr. • 5-6 • R/R
INF • Paragould, Ark.




RYLIN HEDGECOCK
R-Fr. • 5-9 • R/R
UTL • Valdosta, Ga.



ALLIE LIGHT
Fr. • 5-10 • R/R
UTL • Lexington, S.C.



DANIELLE GIBSON
R-Jr. • 6-0 • L/R
INF • Murrieta, Calif.



SAM TORRES
R-So. • 5-2 • L/L
OF • Temecula, Calif.



ALY MANZO
R-Sr. • 5-7 • L/R
INF • Roseville, Calif.



JENNA BLOOM
R-Fr. • 5-10 • R/R
RHP • Huntington Beach, Calif.



AUDRIE LAVALLEY
R-So. • 5-6 • L/R
INF • Choctaw, Okla.



COURTNEY DEIFEL
Head Coach
Sixth Season



MATT MEUCHEL
Assistant Coach
Fifth Season



YOLANDA MCRAE
Assistant Coach
Sixth Season



ANNIE SMITH
Volunteer Assistant Coach
Second Season



TORI STAFFORD
Graduate Manager
First Season